



BMCRC-MRO Championships 2016

**Round 9
Snetterton 300**

17th & 18th September 2016



Results Provided by Timing Solutions Ltd
www.tsl-timing.com

CHILTON MOTORS LTD
MZ CHAMPIONSHIP



BMZRC 250 MZ

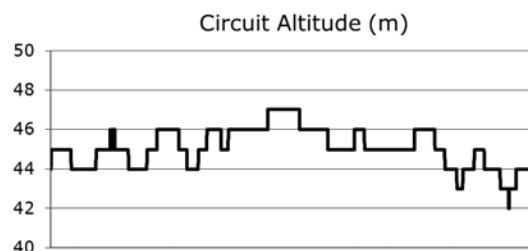
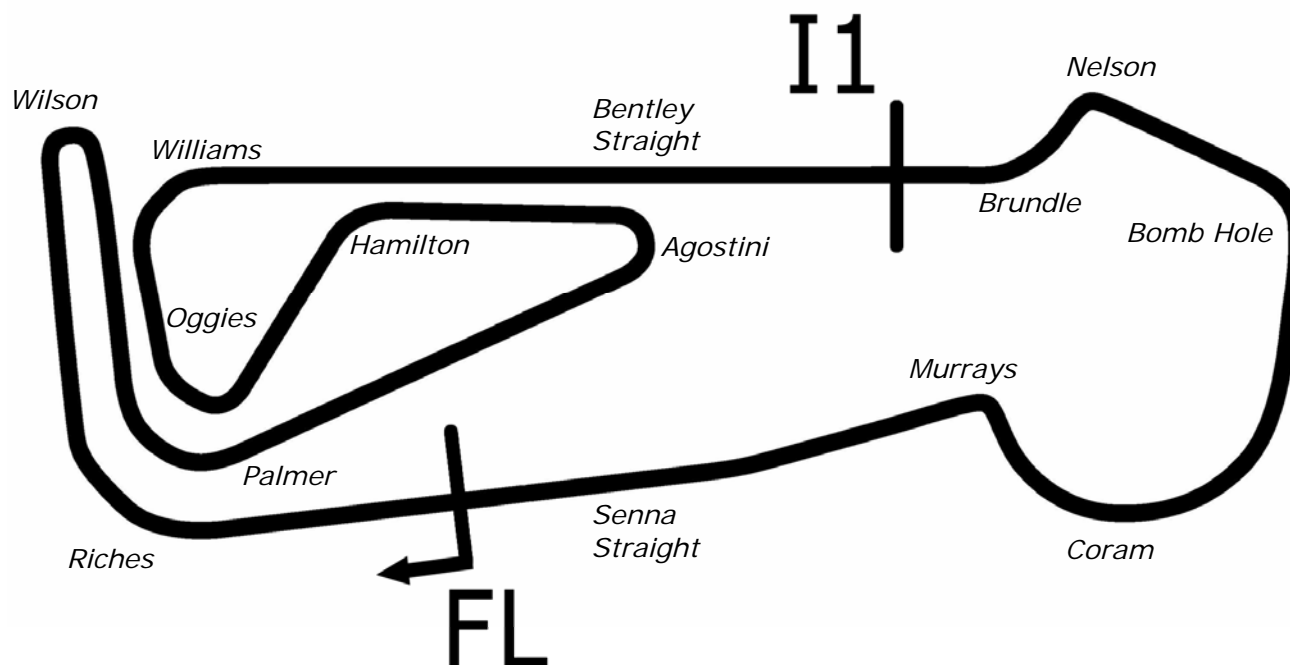
Snetterton 300

17th & 18th September 2016



Results Provided by Timing Solutions Ltd
www.tsl-timing.com

Snetterton 300



Length	2.9689 miles	4778.0 m	
FL		52.46340 N	0.94476 E
I1	3198m	52.46617 N	0.94964 E
Pit Entry	4572m	52.46364 N	0.94774 E
Pit Exit	40m after FL	52.46338 N	0.94420 E
Pit Entry–Pit Exit 246m, 14.7s @60kph, 11.0s @80kph			

All results available at www.tsl-timing.com

BMCRC - MRO Championships 2016 - Rnd 9 @ Snetterton 300

Chilton Motors BMZRC 250 MZ

QUALIFYING - CLASSIFICATION

POS	NO	CL	PIC NAME	ENTRY	TIME	ON	LAPS	GAP	DIFF	MPH
1	37		1 Dean STIMPSON	MZ -	2:36.154	2	2			68.44
2	75		2 Peter WOODALL	MZ - Core Projects Ltd	2:41.340	4	4	5.186	5.186	66.24
3	85		3 Andrew WALES	MZ - Illuminated Design LTD	2:44.540	3	4	8.386	3.200	64.95
4	44		4 Robert DESSOY	MZ - Dessoy Racing	2:45.525	2	4	9.371	0.985	64.57
5	9		5 Gary HOWLETT	MZ - HS Racing	2:46.767	4	4	10.613	1.242	64.08
6	43		6 Daniel BARFORD	MZ - Aspire racing	2:47.323	3	4	11.169	0.556	63.87
7	96		7 Chris KENT	MZ -	2:48.422	4	4	12.268	1.099	63.46
8	23	R	1 Brian SKINNER	MZ - ASK Plumbing & Heating Centre Ltd	2:49.744	4	4	13.590	1.322	62.96
9	20*		8 Christopher WATSON	MZ - Expert Locksmiths Medway	2:50.175	3	4	14.021	0.431	62.80
10	5		9 Garry SAMETT	MZ - smallmouse	2:50.550	4	4	14.396	0.375	62.66
11	63	R	2 Keith BADGER	MZ -	2:51.129	3	4	14.975	0.579	62.45
12	31		10 David BIGNELL	MZ -	2:54.017	4	4	17.863	2.888	61.41
13	114		11 Ryan ANDERSON	MZ -	2:54.255	4	4	18.101	0.238	61.33
14	68		12 Graham GARRIQUES	MZ -	2:54.351	3	4	18.197	0.096	61.30
15	25	R	3 Chris CHADDERTON	MZ -	2:58.970	4	4	22.816	4.619	59.71
16	66		13 Mark VINCENT	MZ - Putoline	2:59.739	4	4	23.585	0.769	59.46
17	15		14 Andy MOFFAT	MZ - gills office	2:59.884	3	3	23.730	0.145	59.41
18	113	R	4 Liam NEWMAN	MZ - ASK Plumbing & Heating Center Ltd	3:01.194	1	1	25.040	1.310	58.98
19	3		15 Max MAUD	MZ -	3:02.316	4	4	26.162	1.122	58.62
20	38		16 Chris PETTET	MZ -	3:11.838	2	3	35.684	9.522	55.71
21	26	R	5 Andy HOWLETT	MZ - tony holmshaw hs racing	3:11.839	3	3	35.685	0.001	55.71
22	30		17 Malcolm HOWELL	MZ -	3:13.410	2	2	37.256	1.571	55.26
23	95		18 Christopher ROGERS	MZ - CB Racing			0			

* No. 20 - Please fit a working transponder

Weather / Track : Cloudy / Wet

These results are provisional until the conclusion of any judicial and technical matters.

Snetterton 300

Circuit Length = 2.9689 miles

Start: 10:34 Flag 10:45 End: 10:48

Clerk Of Course :	Timekeeper :
-------------------	--------------

Results can be found at www.tsl-timing.com

Printed - 10:48 Saturday, 17 September 2016



BMCRC - MRO Championships 2016 - Rnd 9 @ Snetterton 300

Chilton Motors BMZRC 250 MZ

QUALIFYING - SECTOR ANALYSIS

SECTOR 1 = FL to I1, SECTOR 2 = I1 to FL, DIFF = Difference To Personal Best Lap

P1 37		Dean STIMPSON		MZ -		
IDEAL LAP TIME : 2:36.154		BEST LAP TIME : 2:36.154		DIFFERENCE : 0.000		
LAP	SECTOR 1	SECTOR 2	LAP TIME	MPH	DIFF	TIME OF DAY
1 -	1:50.938	51.998	2:42.936 (2)	65.59	6.782	10:38:02.197
2 -	1:44.592	51.562	2:36.154 (1)	68.44		10:40:38.351

P2 75		Peter WOODALL		MZ - Core Projects Ltd		
IDEAL LAP TIME : 2:41.340		BEST LAP TIME : 2:41.340		DIFFERENCE : 0.000		
LAP	SECTOR 1	SECTOR 2	LAP TIME	MPH	DIFF	TIME OF DAY
1 -	1:58.550	57.325	2:55.875	60.77	14.535	10:38:18.496
2 -	1:50.101	53.108	2:43.209 (2)	65.48	1.869	10:41:01.705
3 -	1:50.477	53.664	2:44.141 (3)	65.11	2.801	10:43:45.846
4 -	1:48.320	53.020	2:41.340 (1)	66.24		10:46:27.186

P3 85		Andrew WALES		MZ - Illuminated Design LTD		
IDEAL LAP TIME : 2:43.792		BEST LAP TIME : 2:44.540		DIFFERENCE : 0.748		
LAP	SECTOR 1	SECTOR 2	LAP TIME	MPH	DIFF	TIME OF DAY
1 -	1:52.663	53.640	2:46.303 (3)	64.26	1.763	10:37:58.828
2 -	1:50.931	53.943	2:44.874 (2)	64.82	0.334	10:40:43.702
3 -	1:50.152	54.388	2:44.540 (1)	64.95		10:43:28.242
4 -	1:51.834	56.504	2:48.338	63.49	3.798	10:46:16.580

P4 44		Robert DESSOY		MZ - Dessoy Racing		
IDEAL LAP TIME : 2:45.230		BEST LAP TIME : 2:45.525		DIFFERENCE : 0.295		
LAP	SECTOR 1	SECTOR 2	LAP TIME	MPH	DIFF	TIME OF DAY
1 -	1:54.662	55.388	2:50.050 (3)	62.85	4.525	10:38:04.019
2 -	1:50.138	55.387	2:45.525 (1)	64.57		10:40:49.544
3 -	1:53.212	56.289	2:49.501 (2)	63.05	3.976	10:43:39.045
4 -	1:55.730	55.092	2:50.822	62.56	5.297	10:46:29.867

P5 9		Gary HOWLETT		MZ - HS Racing		
IDEAL LAP TIME : 2:46.743		BEST LAP TIME : 2:46.767		DIFFERENCE : 0.024		
LAP	SECTOR 1	SECTOR 2	LAP TIME	MPH	DIFF	TIME OF DAY
1 -	1:57.473	57.921	2:55.394	60.93	8.627	10:38:10.471
2 -	1:52.959	55.070	2:48.029 (2)	63.60	1.262	10:40:58.500
3 -	1:52.750	55.457	2:48.207 (3)	63.54	1.440	10:43:46.707
4 -	1:51.673	55.094	2:46.767 (1)	64.08		10:46:33.474

P6 43		Daniel BARFORD		MZ - Aspire racing		
IDEAL LAP TIME : 2:47.323		BEST LAP TIME : 2:47.323		DIFFERENCE : 0.000		
LAP	SECTOR 1	SECTOR 2	LAP TIME	MPH	DIFF	TIME OF DAY
1 -	1:58.121	59.200	2:57.321	60.27	9.998	10:38:17.814
2 -	1:57.050	56.888	2:53.938 (3)	61.44	6.615	10:41:11.752
3 -	1:52.619	54.704	2:47.323 (1)	63.87		10:43:59.075
4 -	1:53.990	55.332	2:49.322 (2)	63.12	1.999	10:46:48.397

P7 96		Chris KENT		MZ -		
IDEAL LAP TIME : 2:48.190		BEST LAP TIME : 2:48.422		DIFFERENCE : 0.232		
LAP	SECTOR 1	SECTOR 2	LAP TIME	MPH	DIFF	TIME OF DAY
1 -	1:56.850	58.369	2:55.219	60.99	6.797	10:38:09.788
2 -	1:51.871	56.699	2:48.570 (2)	63.40	0.148	10:40:58.358
3 -	1:54.681	56.942	2:51.623 (3)	62.27	3.201	10:43:49.981
4 -	1:52.103	56.319	2:48.422 (1)	63.46		10:46:38.403

Weather / Track : Cloudy / Wet

Snetterton 300

Circuit Length = 2.9689 miles

Start: 10:34 Flag 10:45 End: 10:48

BMCRC - MRO Championships 2016 - Rnd 9 @ Snetterton 300

Chilton Motors BMZRC 250 MZ

QUALIFYING - SECTOR ANALYSIS

SECTOR 1 = FL to I1, SECTOR 2 = I1 to FL, DIFF = Difference To Personal Best Lap

P8 23 R		Brian SKINNER		MZ - ASK Plumbing & Heating Centre Ltd			
IDEAL LAP TIME : 2:49.744		BEST LAP TIME : 2:49.744		DIFFERENCE : 0.000			
LAP	SECTOR 1	SECTOR 2	LAP TIME	MPH	DIFF	TIME OF DAY	
1 -	2:01.311	59.789	3:01.100	59.01	11.356	10:38:20.320	
2 -	1:55.504	57.202	2:52.706 (2)	61.88	2.962	10:41:13.026	
3 -	1:56.246	57.483	2:53.729 (3)	61.52	3.985	10:44:06.755	
4 -	1:53.189	56.555	2:49.744 (1)	62.96		10:46:56.499	

P9 20		Christopher WATSON		MZ - Expert Locksmiths Medway			
IDEAL LAP TIME :		BEST LAP TIME : 2:50.175		DIFFERENCE :			
LAP	SECTOR 1	SECTOR 2	LAP TIME	MPH	DIFF	TIME OF DAY	
1 -			2:54.730	61.16	4.555	10:38:09.187	
2 -			2:50.799 (3)	62.57	0.624	10:40:59.986	
3 -			2:50.175 (1)	62.80		10:43:50.161	
4 -			2:50.404 (2)	62.72	0.229	10:46:40.565	

P10 5		Garry SAMETT		MZ - smallmouse			
IDEAL LAP TIME : 2:50.486		BEST LAP TIME : 2:50.550		DIFFERENCE : 0.064			
LAP	SECTOR 1	SECTOR 2	LAP TIME	MPH	DIFF	TIME OF DAY	
1 -	2:12.655	1:04.602	3:17.257	54.18	26.707	10:38:38.418	
2 -	1:59.896	56.633	2:56.529 (3)	60.54	5.979	10:41:34.947	
3 -	1:55.207	58.051	2:53.258 (2)	61.68	2.708	10:44:28.205	
4 -	1:55.271	55.279	2:50.550 (1)	62.66		10:47:18.755	

P11 63 R		Keith BADGER		MZ -			
IDEAL LAP TIME : 2:51.129		BEST LAP TIME : 2:51.129		DIFFERENCE : 0.000			
LAP	SECTOR 1	SECTOR 2	LAP TIME	MPH	DIFF	TIME OF DAY	
1 -	2:06.607	58.794	3:05.401	57.64	14.272	10:38:31.127	
2 -	1:56.312	57.152	2:53.464 (2)	61.61	2.335	10:41:24.591	
3 -	1:54.372	56.757	2:51.129 (1)	62.45		10:44:15.720	
4 -	1:57.371	57.468	2:54.839 (3)	61.13	3.710	10:47:10.559	

P12 31		David BIGNELL		MZ -			
IDEAL LAP TIME : 2:54.017		BEST LAP TIME : 2:54.017		DIFFERENCE : 0.000			
LAP	SECTOR 1	SECTOR 2	LAP TIME	MPH	DIFF	TIME OF DAY	
1 -	2:01.971	1:02.128	3:04.099	58.05	10.082	10:38:24.101	
2 -	2:01.102	59.578	3:00.680 (3)	59.15	6.663	10:41:24.781	
3 -	1:59.197	58.980	2:58.177 (2)	59.98	4.160	10:44:22.958	
4 -	1:57.249	56.768	2:54.017 (1)	61.41		10:47:16.975	

P13 114		Ryan ANDERSON		MZ -			
IDEAL LAP TIME : 2:54.211		BEST LAP TIME : 2:54.255		DIFFERENCE : 0.044			
LAP	SECTOR 1	SECTOR 2	LAP TIME	MPH	DIFF	TIME OF DAY	
1 -	2:02.699	1:00.367	3:03.066	58.38	8.811	10:38:17.651	
2 -	1:56.670	58.068	2:54.738 (3)	61.16	0.483	10:41:12.389	
3 -	1:56.254	58.061	2:54.315 (2)	61.31	0.060	10:44:06.704	
4 -	1:56.298	57.957	2:54.255 (1)	61.33		10:47:00.959	

P14 68		Graham GARRIQUES		MZ -			
IDEAL LAP TIME : 2:53.040		BEST LAP TIME : 2:54.351		DIFFERENCE : 1.311			
LAP	SECTOR 1	SECTOR 2	LAP TIME	MPH	DIFF	TIME OF DAY	
1 -	2:13.124	1:04.169	3:17.293	54.17	22.942	10:38:48.478	
2 -	2:03.226	58.047	3:01.273 (3)	58.96	6.922	10:41:49.751	
3 -	1:55.006	59.345	2:54.351 (1)	61.30		10:44:44.102	
4 -	1:56.685	58.034	2:54.719 (2)	61.17	0.368	10:47:38.821	

Weather / Track : Cloudy / Wet

Snetterton 300

Circuit Length = 2.9689 miles

Start: 10:34 Flag 10:45 End: 10:48

BMCRC - MRO Championships 2016 - Rnd 9 @ Snetterton 300

Chilton Motors BMZRC 250 MZ

QUALIFYING - SECTOR ANALYSIS

SECTOR 1 = FL to I1, SECTOR 2 = I1 to FL, DIFF = Difference To Personal Best Lap

P15 25 R		Chris CHADDERTON		MZ -		
IDEAL LAP TIME : 2:58.970		BEST LAP TIME : 2:58.970		DIFFERENCE : 0.000		
LAP	SECTOR 1	SECTOR 2	LAP TIME	MPH	DIFF	TIME OF DAY
1 -	2:03.815	1:01.989	3:05.804	57.52	6.834	10:38:19.872
2 -	2:00.698	59.718	3:00.416 (3)	59.24	1.446	10:41:20.288
3 -	2:00.261	59.932	3:00.193 (2)	59.31	1.223	10:44:20.481
4 -	1:59.892	59.078	2:58.970 (1)	59.71		10:47:19.451

P16 66		Mark VINCENT		MZ - Putoline		
IDEAL LAP TIME : 2:59.395		BEST LAP TIME : 2:59.739		DIFFERENCE : 0.344		
LAP	SECTOR 1	SECTOR 2	LAP TIME	MPH	DIFF	TIME OF DAY
1 -	2:04.037	1:02.609	3:06.646	57.26	6.907	10:38:24.006
2 -	2:04.003	1:00.464	3:04.467 (3)	57.94	4.728	10:41:28.473
3 -	2:00.971	59.220	3:00.191 (2)	59.31	0.452	10:44:28.664
4 -	2:00.175	59.564	2:59.739 (1)	59.46		10:47:28.403

P17 15		Andy MOFFAT		MZ - gills office		
IDEAL LAP TIME : 2:59.884		BEST LAP TIME : 2:59.884		DIFFERENCE : 0.000		
LAP	SECTOR 1	SECTOR 2	LAP TIME	MPH	DIFF	TIME OF DAY
1 -	2:08.067	1:03.095	3:11.162 (3)	55.91	11.278	10:39:07.849
2 -	2:01.454	1:00.661	3:02.115 (2)	58.68	2.231	10:42:09.964
3 -	2:00.450	59.434	2:59.884 (1)	59.41		10:45:09.848

P18 113 R		Liam NEWMAN		MZ - ASK Plumbing & Heating Center Ltd		
IDEAL LAP TIME : 3:01.194		BEST LAP TIME : 3:01.194		DIFFERENCE : 0.000		
LAP	SECTOR 1	SECTOR 2	LAP TIME	MPH	DIFF	TIME OF DAY
1 -	2:01.527	59.667	3:01.194 (1)	58.98		10:38:20.739

P19 3		Max MAUD		MZ -		
IDEAL LAP TIME : 3:02.316		BEST LAP TIME : 3:02.316		DIFFERENCE : 0.000		
LAP	SECTOR 1	SECTOR 2	LAP TIME	MPH	DIFF	TIME OF DAY
1 -	2:11.709	1:03.727	3:15.436	54.68	13.120	10:38:36.031
2 -	2:03.131	1:01.366	3:04.497 (3)	57.93	2.181	10:41:40.528
3 -	2:02.368	1:01.116	3:03.484 (2)	58.25	1.168	10:44:44.012
4 -	2:02.212	1:00.104	3:02.316 (1)	58.62		10:47:46.328

P20 38		Chris PETTET		MZ -		
IDEAL LAP TIME : 3:11.067		BEST LAP TIME : 3:11.838		DIFFERENCE : 0.771		
LAP	SECTOR 1	SECTOR 2	LAP TIME	MPH	DIFF	TIME OF DAY
1 -	2:09.291	1:07.347	3:16.638 (3)	54.35	4.800	10:38:45.381
2 -	2:09.002	1:02.836	3:11.838 (1)	55.71		10:41:57.219
3 -	2:10.050	1:02.065	3:12.115 (2)	55.63	0.277	10:45:09.334

P21 26 R		Andy HOWLETT		MZ - tony holmshaw hs racing		
IDEAL LAP TIME : 3:10.456		BEST LAP TIME : 3:11.839		DIFFERENCE : 1.383		
LAP	SECTOR 1	SECTOR 2	LAP TIME	MPH	DIFF	TIME OF DAY
1 -	2:10.785	1:06.504	3:17.289 (3)	54.17	5.450	10:38:42.617
2 -	2:08.882	1:03.732	3:12.614 (2)	55.48	0.775	10:41:55.231
3 -	2:06.724	1:05.115	3:11.839 (1)	55.71		10:45:07.070

P22 30		Malcolm HOWELL		MZ -		
IDEAL LAP TIME : 3:13.410		BEST LAP TIME : 3:13.410		DIFFERENCE : 0.000		
LAP	SECTOR 1	SECTOR 2	LAP TIME	MPH	DIFF	TIME OF DAY
1 -	2:14.726	1:06.158	3:20.884 (2)	53.20	7.474	10:38:43.110
2 -	2:10.250	1:03.160	3:13.410 (1)	55.26		10:41:56.520

Weather / Track : Cloudy / Wet

Snetterton 300
Circuit Length = 2.9689 miles
Start: 10:34 Flag 10:45 End: 10:48

BMCRC - MRO Championships 2016 - Rnd 9 @ Snetterton 300

Chilton Motors BMZRC 250 MZ

QUALIFYING - BEST SECTORS

SECTOR 1			SECTOR 2			IDEAL / BEST COMPARISON						
POS	NO	NAME	TIME	NO	NAME	TIME	POS	NO	NAME	IDEAL	BEST	DIFF
									PERFECT LAP	2:36.154		
1	37	STIMPSON	1:44.592	37	STIMPSON	51.562	1	37	STIMPSON	2:36.154	2:36.154	0.000
2	75	WOODALL	1:48.320	75	WOODALL	53.020	2	75	WOODALL	2:41.340	2:41.340	0.000
3	44	DESSOY	1:50.138	85	WALES	53.640	3	85	WALES	2:43.792	2:44.540	0.748
4	85	WALES	1:50.152	43	BARFORD	54.704	4	44	DESSOY	2:45.230	2:45.525	0.295
5	9	HOWLETT	1:51.673	9	HOWLETT	55.070	5	9	HOWLETT	2:46.743	2:46.767	0.024
6	96	KENT	1:51.871	44	DESSOY	55.092	6	43	BARFORD	2:47.323	2:47.323	0.000
7	43	BARFORD	1:52.619	5	SAMETT	55.279	7	96	KENT	2:48.190	2:48.422	0.232
8	23	SKINNER	1:53.189	96	KENT	56.319	8	23	SKINNER	2:49.744	2:49.744	0.000
9	63	BADGER	1:54.372	23	SKINNER	56.555	9	5	SAMETT	2:50.486	2:50.550	0.064
10	95	ROGERS	1:54.639	63	BADGER	56.757	10	63	BADGER	2:51.129	2:51.129	0.000
11	68	GARRIQUES	1:55.006	31	BIGNELL	56.768	11	68	GARRIQUES	2:53.040	2:54.351	1.311
12	5	SAMETT	1:55.207	114	ANDERSON	57.957	12	31	BIGNELL	2:54.017	2:54.017	0.000
13	114	ANDERSON	1:56.254	68	GARRIQUES	58.034	13	114	ANDERSON	2:54.211	2:54.255	0.044
14	31	BIGNELL	1:57.249	25	CHADDERTON	59.078	14	25	CHADDERTON	2:58.970	2:58.970	0.000
15	25	CHADDERTON	1:59.892	66	VINCENT	59.220	15	66	VINCENT	2:59.395	2:59.739	0.344
16	66	VINCENT	2:00.175	15	MOFFAT	59.434	16	15	MOFFAT	2:59.884	2:59.884	0.000
17	15	MOFFAT	2:00.450	113	NEWMAN	59.667	17	113	NEWMAN	3:01.194	3:01.194	0.000
18	113	NEWMAN	2:01.527	3	MAUD	1:00.104	18	3	MAUD	3:02.316	3:02.316	0.000
19	3	MAUD	2:02.212	38	PETTET	1:02.065	19	26	HOWLETT	3:10.456	3:11.839	1.383
20	26	HOWLETT	2:06.724	30	HOWELL	1:03.160	20	38	PETTET	3:11.067	3:11.838	0.771
21	38	PETTET	2:09.002	26	HOWLETT	1:03.732	21	30	HOWELL	3:13.410	3:13.410	0.000
22	30	HOWELL	2:10.250				22	20	WATSON		2:50.175	
23												

Weather / Track : Cloudy / Wet

Results can be found at www.tsl-timing.com

Snetterton 300

Circuit Length = 2.9689 miles

Start: 10:34 Flag 10:45 End: 10:48

Printed - 10:48 Saturday, 17 September 2016

BMCRC - MRO Championships 2016 - Rnd 9 @ Snetterton 300

Chilton Motors BMZRC 250 MZ

RACE 5 - CLASSIFICATION

POS	NO	CL	PIC NAME	ENTRY	LAPS	TIME	GAP	DIFF	MPH	BEST	ON
1	37		1 Dean STIMPSON	MZ -	4	10:33.300			67.50	2:35.056	3
2	75		2 Peter WOODALL	MZ - Core Projects Ltd	4	10:42.405	9.105	9.105	66.55	2:37.749	2
3	85		3 Andrew WALES	MZ - Illuminated Design LTD	4	10:43.765	10.465	1.360	66.40	2:37.917	3
4	44		4 Robert DESSOY	MZ - Dessoy Racing	4	10:43.956	10.656	0.191	66.39	2:36.010	4
5	9		5 Gary HOWLETT	MZ - HS Racing	4	10:48.419	15.119	4.463	65.93	2:39.259	3
6	95		6 Christopher ROGERS	MZ - CB Racing	4	10:55.812	22.512	7.393	65.18	2:40.955	3
7	63	R	1 Keith BADGER	MZ -	4	11:10.003	36.703	14.191	63.80	2:44.372	2
8	68		7 Graham GARRIQUES	MZ -	4	11:12.035	38.735	2.032	63.61	2:44.310	4
9	23	R	2 Brian SKINNER	MZ - ASK Plumbing & Heating Centre Ltd	4	11:17.691	44.391	5.656	63.08	2:45.702	3
10	20		8 Christopher WATSON	MZ - Expert Locksmiths Medway	4	11:19.910	46.610	2.219	62.87	2:47.386	3
11	31		9 David BIGNELL	MZ -	4	11:43.113	1:09.813	23.203	60.80	2:53.656	2
12	25	R	3 Chris CHADDERTON	MZ -	4	11:55.555	1:22.255	12.442	59.74	2:55.690	4
13	66		10 Mark VINCENT	MZ - Putoline	4	12:08.827	1:35.527	13.272	58.65	2:55.187	3
14	3		11 Max MAUD	MZ -	4	12:16.489	1:43.189	7.662	58.04	3:00.241	3
15	30		12 Malcolm HOWELL	MZ -	4	12:23.048	1:49.748	6.559	57.53	3:00.324	3
16	38		13 Chris PETTET	MZ -	4	12:24.201	1:50.901	1.153	57.44	3:01.819	3
17	19		14 Dave HIGGINS	MZ -	3	10:52.076	1 Lap	1 Lap	49.17	3:32.048	3

NOT CLASSIFIED

DNF	43		Daniel BARFORD	MZ - Aspire racing	3	8:28.300	1 Lap		63.08	2:47.064	2
DNF	15		Andy MOFFAT	MZ - gills office	3	8:55.823	1 Lap	27.523	59.84	2:56.192	2
DNF	26	R	Andy HOWLETT	MZ - tony holmshaw hs racing	2	6:35.494	2 Laps	1 Lap	54.04	3:16.884	1
DNF	114		Ryan ANDERSON	MZ -	1	2:49.378	3 Laps	1 Lap	63.10	2:49.378	1
DNF	5		Garry SAMETT	MZ - smallmouse	0						

FASTEST LAP

	37		Dean STIMPSON	MZ -	3	2:35.056		68.93 mph		110.93 kph	
	63	R	Keith BADGER	MZ -	2	2:44.372		65.02 mph		104.64 kph	

Class - 90% of Race Speed = 60.75 mph
 Class R - 90% of Race Speed = 57.42 mph

Snetterton 300
 Circuit Length = 2.9689 miles
 Start: 15:48 Flag 15:59 End: 16:01

Weather / Track : Cloudy / Wet

These results are provisional until the conclusion of any judicial and technical matters.

Clerk Of Course :	Timekeeper :
-------------------	--------------

Results can be found at www.tsl-timing.com

Printed - 16:02 Saturday, 17 September 2016



BMCRC - MRO Championships 2016 - Rnd 9 @ Snetterton 300

Chilton Motors BMZRC 250 MZ

RACE 5 - LAP CHART

LAP 1 @ 15:51:14.840		
NO	BEHIND	LAP TIME

37		2:44.818
75	0.353	2:45.171
85	2.562	2:47.380
44	3.021	2:47.839
9	3.768	2:48.586
114	4.560	2:49.378
95	7.268	2:52.086
23	8.783	2:53.601
43	9.167	2:53.985
20	9.959	2:54.777
63	10.228	2:55.046
68	10.617	2:55.435
31	12.830	2:57.648
15	16.843	3:01.661
25	21.009	3:05.827
3	23.942	3:08.760
66	25.402	3:10.220
38	27.708	3:12.526
30	30.755	3:15.573
26	32.066	3:16.884
19	58.558	3:43.376

LAP 2 @ 15:53:51.417		
NO	BEHIND	LAP TIME

37		2:36.577
75	1.525	2:37.749
85	5.162	2:39.177
9	6.529	2:39.338
44	7.617	2:41.173
95	12.085	2:41.394
63	18.023	2:44.372
43	19.654	2:47.064
23	19.960	2:47.754
68	20.847	2:46.807
20	21.691	2:48.309
31	29.909	2:53.656
15	36.458	2:56.192
25	41.995	2:57.563
3	49.744	3:02.379
66	50.268	3:01.443
38	54.466	3:03.335
30	57.328	3:03.150
26	1:14.099	3:18.610
19	1:58.633	3:36.652

LAP 3 @ 15:56:26.473		
NO	BEHIND	LAP TIME

37		2:35.056
75	5.515	2:39.046
85	8.023	2:37.917
9	10.732	2:39.259
44	11.495	2:38.934
95	17.984	2:40.955
63	28.812	2:45.845
23	30.606	2:45.702
68	31.274	2:45.483
43	31.849	2:47.251
20	34.021	2:47.386
31	51.147	2:56.294
15	59.372	2:57.970
25	1:03.414	2:56.475

66	1:10.399	2:55.187
3	1:14.929	3:00.241
38	1:21.229	3:01.819
30	1:22.596	3:00.324

LAP 4 @ 15:59:03.322		
NO	BEHIND	LAP TIME

37		2:36.849
75	9.105	2:40.439
85	10.465	2:39.291
44	10.656	2:36.010
9	15.119	2:41.236
19	1 Lap	3:32.048
95	22.512	2:41.377
63	36.703	2:44.740
68	38.735	2:44.310
23	44.391	2:50.634
20	46.610	2:49.438
31	1:09.813	2:55.515
25	1:22.255	2:55.690
66	1:35.527	3:01.977
3	1:43.189	3:05.109
30	1:49.748	3:04.001
38	1:50.901	3:06.521

Weather / Track : Cloudy / Wet

Results can be found at www.tsl-timing.com

Snetterton 300
Circuit Length = 2.9689 miles
Start: 15:48 Flag 15:59 End: 16:01

Printed - 16:03 Saturday, 17 September 2016

BMCRC - MRO Championships 2016 - Rnd 9 @ Snetterton 300

Chilton Motors BMZRC 250 MZ

RACE 5 - SECTOR ANALYSIS

SECTOR 1 = FL to I1, SECTOR 2 = I1 to FL, DIFF = Difference To Personal Best Lap

P1 37		Dean STIMPSON		MZ -		
IDEAL LAP TIME : 2:35.056		BEST LAP TIME : 2:35.056		DIFFERENCE : 0.000		
LAP	SECTOR 1	SECTOR 2	LAP TIME	MPH	DIFF	TIME OF DAY
1 -		52.061	2:44.818	64.84	9.762	15:51:14.840
2 -	1:44.644	51.933	2:36.577 (2)	68.26	1.521	15:53:51.417
3 -	1:43.842	51.214	2:35.056 (1)	68.93		15:56:26.473
4 -	1:44.622	52.227	2:36.849 (3)	68.14	1.793	15:59:03.322

P2 75		Peter WOODALL		MZ - Core Projects Ltd		
IDEAL LAP TIME : 2:37.749		BEST LAP TIME : 2:37.749		DIFFERENCE : 0.000		
LAP	SECTOR 1	SECTOR 2	LAP TIME	MPH	DIFF	TIME OF DAY
1 -		52.693	2:45.171	64.70	7.422	15:51:15.193
2 -	1:45.402	52.347	2:37.749 (1)	67.75		15:53:52.942
3 -	1:46.470	52.576	2:39.046 (2)	67.20	1.297	15:56:31.988
4 -	1:48.006	52.433	2:40.439 (3)	66.61	2.690	15:59:12.427

P3 85		Andrew WALES		MZ - Illuminated Design LTD		
IDEAL LAP TIME : 2:37.917		BEST LAP TIME : 2:37.917		DIFFERENCE : 0.000		
LAP	SECTOR 1	SECTOR 2	LAP TIME	MPH	DIFF	TIME OF DAY
1 -		53.185	2:47.380	63.85	9.463	15:51:17.402
2 -	1:46.539	52.638	2:39.177 (2)	67.14	1.260	15:53:56.579
3 -	1:45.790	52.127	2:37.917 (1)	67.68		15:56:34.496
4 -	1:45.922	53.369	2:39.291 (3)	67.09	1.374	15:59:13.787

P4 44		Robert DESSOY		MZ - Dessoy Racing		
IDEAL LAP TIME : 2:36.010		BEST LAP TIME : 2:36.010		DIFFERENCE : 0.000		
LAP	SECTOR 1	SECTOR 2	LAP TIME	MPH	DIFF	TIME OF DAY
1 -		53.688	2:47.839	63.68	11.829	15:51:17.861
2 -	1:48.155	53.018	2:41.173 (3)	66.31	5.163	15:53:59.034
3 -	1:46.372	52.562	2:38.934 (2)	67.24	2.924	15:56:37.968
4 -	1:44.838	51.172	2:36.010 (1)	68.50		15:59:13.978

P5 9		Gary HOWLETT		MZ - HS Racing		
IDEAL LAP TIME : 2:38.859		BEST LAP TIME : 2:39.259		DIFFERENCE : 0.400		
LAP	SECTOR 1	SECTOR 2	LAP TIME	MPH	DIFF	TIME OF DAY
1 -		53.450	2:48.586	63.39	9.327	15:51:18.608
2 -	1:46.593	52.745	2:39.338 (2)	67.07	0.079	15:53:57.946
3 -	1:46.993	52.266	2:39.259 (1)	67.11		15:56:37.205
4 -	1:47.649	53.587	2:41.236 (3)	66.28	1.977	15:59:18.441

P6 95		Christopher ROGERS		MZ - CB Racing		
IDEAL LAP TIME : 2:40.591		BEST LAP TIME : 2:40.955		DIFFERENCE : 0.364		
LAP	SECTOR 1	SECTOR 2	LAP TIME	MPH	DIFF	TIME OF DAY
1 -		53.856	2:52.086	62.10	11.131	15:51:22.108
2 -	1:48.144	53.250	2:41.394 (3)	66.22	0.439	15:54:03.502
3 -	1:48.508	52.447	2:40.955 (1)	66.40		15:56:44.457
4 -	1:48.276	53.101	2:41.377 (2)	66.23	0.422	15:59:25.834

P7 63 R		Keith BADGER		MZ -		
IDEAL LAP TIME : 2:43.761		BEST LAP TIME : 2:44.372		DIFFERENCE : 0.611		
LAP	SECTOR 1	SECTOR 2	LAP TIME	MPH	DIFF	TIME OF DAY
1 -		55.881	2:55.046	61.05	10.674	15:51:25.068
2 -	1:49.701	54.671	2:44.372 (1)	65.02		15:54:09.440
3 -	1:51.175	54.670	2:45.845 (3)	64.44	1.473	15:56:55.285
4 -	1:50.680	54.060	2:44.740 (2)	64.87	0.368	15:59:40.025

Weather / Track : Cloudy / Wet

Snetterton 300
 Circuit Length = 2.9689 miles
 Start: 15:48 Flag 15:59 End: 16:01

BMCRC - MRO Championships 2016 - Rnd 9 @ Snetterton 300

Chilton Motors BMZRC 250 MZ

RACE 5 - SECTOR ANALYSIS

SECTOR 1 = FL to I1, SECTOR 2 = I1 to FL, DIFF = Difference To Personal Best Lap

P8 68		Graham GARRIQUES		MZ -		
IDEAL LAP TIME : 2:44.310		BEST LAP TIME : 2:44.310		DIFFERENCE : 0.000		
LAP	SECTOR 1	SECTOR 2	LAP TIME	MPH	DIFF	TIME OF DAY
1 -		56.011	2:55.435	60.92	11.125	15:51:25.457
2 -	1:51.059	55.748	2:46.807 (3)	64.07	2.497	15:54:12.264
3 -	1:50.185	55.298	2:45.483 (2)	64.58	1.173	15:56:57.747
4 -	1:49.872	54.438	2:44.310 (1)	65.04		15:59:42.057

P9 23 R		Brian SKINNER		MZ - ASK Plumbing & Heating Centre Ltd		
IDEAL LAP TIME : 2:45.702		BEST LAP TIME : 2:45.702		DIFFERENCE : 0.000		
LAP	SECTOR 1	SECTOR 2	LAP TIME	MPH	DIFF	TIME OF DAY
1 -		56.893	2:53.601	61.56	7.899	15:51:23.623
2 -	1:52.007	55.747	2:47.754 (2)	63.71	2.052	15:54:11.377
3 -	1:50.046	55.656	2:45.702 (1)	64.50		15:56:57.079
4 -	1:54.810	55.824	2:50.634 (3)	62.63	4.932	15:59:47.713

P10 20		Christopher WATSON		MZ - Expert Locksmiths Medway		
IDEAL LAP TIME : 2:47.069		BEST LAP TIME : 2:47.386		DIFFERENCE : 0.317		
LAP	SECTOR 1	SECTOR 2	LAP TIME	MPH	DIFF	TIME OF DAY
1 -		56.068	2:54.777	61.15	7.391	15:51:24.799
2 -	1:52.327	55.982	2:48.309 (2)	63.50	0.923	15:54:13.108
3 -	1:52.644	54.742	2:47.386 (1)	63.85		15:57:00.494
4 -	1:53.916	55.522	2:49.438 (3)	63.07	2.052	15:59:49.932

P11 31		David BIGNELL		MZ -		
IDEAL LAP TIME : 2:51.933		BEST LAP TIME : 2:53.656		DIFFERENCE : 1.723		
LAP	SECTOR 1	SECTOR 2	LAP TIME	MPH	DIFF	TIME OF DAY
1 -		56.177	2:57.648	60.16	3.992	15:51:27.670
2 -	1:55.756	57.900	2:53.656 (1)	61.54		15:54:21.326
3 -	1:57.835	58.459	2:56.294 (3)	60.62	2.638	15:57:17.620
4 -	1:57.570	57.945	2:55.515 (2)	60.89	1.859	16:00:13.135

P12 25 R		Chris CHADDERTON		MZ -		
IDEAL LAP TIME : 2:55.690		BEST LAP TIME : 2:55.690		DIFFERENCE : 0.000		
LAP	SECTOR 1	SECTOR 2	LAP TIME	MPH	DIFF	TIME OF DAY
1 -		58.551	3:05.827	57.51	10.137	15:51:35.849
2 -	1:59.114	58.449	2:57.563 (3)	60.19	1.873	15:54:33.412
3 -	1:58.394	58.081	2:56.475 (2)	60.56	0.785	15:57:29.887
4 -	1:57.649	58.041	2:55.690 (1)	60.83		16:00:25.577

P13 66		Mark VINCENT		MZ - Putoline		
IDEAL LAP TIME : 2:55.187		BEST LAP TIME : 2:55.187		DIFFERENCE : 0.000		
LAP	SECTOR 1	SECTOR 2	LAP TIME	MPH	DIFF	TIME OF DAY
1 -		59.665	3:10.220	56.18	15.033	15:51:40.242
2 -	2:00.767	1:00.676	3:01.443 (2)	58.90	6.256	15:54:41.685
3 -	1:56.941	58.246	2:55.187 (1)	61.00		15:57:36.872
4 -	2:01.639	1:00.338	3:01.977 (3)	58.73	6.790	16:00:38.849

P14 3		Max MAUD		MZ -		
IDEAL LAP TIME : 2:59.743		BEST LAP TIME : 3:00.241		DIFFERENCE : 0.498		
LAP	SECTOR 1	SECTOR 2	LAP TIME	MPH	DIFF	TIME OF DAY
1 -		59.691	3:08.760	56.62	8.519	15:51:38.782
2 -	2:01.873	1:00.506	3:02.379 (2)	58.60	2.138	15:54:41.161
3 -	2:00.052	1:00.189	3:00.241 (1)	59.29		15:57:41.402
4 -	2:03.758	1:01.351	3:05.109 (3)	57.73	4.868	16:00:46.511

Weather / Track : Cloudy / Wet

Snetterton 300
Circuit Length = 2.9689 miles
Start: 15:48 Flag 15:59 End: 16:01

BMCRC - MRO Championships 2016 - Rnd 9 @ Snetterton 300

Chilton Motors BMZRC 250 MZ

RACE 5 - SECTOR ANALYSIS

SECTOR 1 = FL to I1, SECTOR 2 = I1 to FL, DIFF = Difference To Personal Best Lap

P15 30		Malcolm HOWELL		MZ -		
IDEAL LAP TIME : 3:00.324		BEST LAP TIME : 3:00.324		DIFFERENCE : 0.000		
LAP	SECTOR 1	SECTOR 2	LAP TIME	MPH	DIFF	TIME OF DAY
1 -		1:03.574	3:15.573	54.65	15.249	15:51:45.595
2 -	2:02.274	1:00.876	3:03.150 (2)	58.35	2.826	15:54:48.745
3 -	1:59.584	1:00.740	3:00.324 (1)	59.27		15:57:49.069
4 -	2:01.968	1:02.033	3:04.001 (3)	58.08	3.677	16:00:53.070

P16 38		Chris PETTET		MZ -		
IDEAL LAP TIME : 3:01.819		BEST LAP TIME : 3:01.819		DIFFERENCE : 0.000		
LAP	SECTOR 1	SECTOR 2	LAP TIME	MPH	DIFF	TIME OF DAY
1 -		1:01.927	3:12.526	55.51	10.707	15:51:42.548
2 -	2:01.725	1:01.610	3:03.335 (2)	58.29	1.516	15:54:45.883
3 -	2:00.621	1:01.198	3:01.819 (1)	58.78		15:57:47.702
4 -	2:04.208	1:02.313	3:06.521 (3)	57.30	4.702	16:00:54.223

P17 19		Dave HIGGINS		MZ -		
IDEAL LAP TIME : 3:32.048		BEST LAP TIME : 3:32.048		DIFFERENCE : 0.000		
LAP	SECTOR 1	SECTOR 2	LAP TIME	MPH	DIFF	TIME OF DAY
1 -		1:13.763	3:43.376 (3)	47.84	11.328	15:52:13.398
2 -	2:22.440	1:14.212	3:36.652 (2)	49.33	4.604	15:55:50.050
3 -	2:20.472	1:11.576	3:32.048 (1)	50.40		15:59:22.098

P18 43		Daniel BARFORD		MZ - Aspire racing		
IDEAL LAP TIME : 2:46.060		BEST LAP TIME : 2:47.064		DIFFERENCE : 1.004		
LAP	SECTOR 1	SECTOR 2	LAP TIME	MPH	DIFF	TIME OF DAY
1 -		55.745	2:53.985 (3)	61.43	6.921	15:51:24.007
2 -	1:51.822	55.242	2:47.064 (1)	63.97		15:54:11.071
3 -	1:50.818	56.433	2:47.251 (2)	63.90	0.187	15:56:58.322

P19 15		Andy MOFFAT		MZ - gills office		
IDEAL LAP TIME : 2:55.455		BEST LAP TIME : 2:56.192		DIFFERENCE : 0.737		
LAP	SECTOR 1	SECTOR 2	LAP TIME	MPH	DIFF	TIME OF DAY
1 -		57.931	3:01.661 (3)	58.83	5.469	15:51:31.683
2 -	1:57.524	58.668	2:56.192 (1)	60.66		15:54:27.875
3 -	1:58.463	59.507	2:57.970 (2)	60.05	1.778	15:57:25.845

P20 26 R		Andy HOWLETT		MZ - tony holmshaw hs racing		
IDEAL LAP TIME : 3:16.792		BEST LAP TIME : 3:16.884		DIFFERENCE : 0.092		
LAP	SECTOR 1	SECTOR 2	LAP TIME	MPH	DIFF	TIME OF DAY
1 -		1:04.449	3:16.884 (1)	54.28		15:51:46.906
2 -	2:12.343	1:06.267	3:18.610 (2)	53.81	1.725	15:55:05.516

P21 114		Ryan ANDERSON		MZ -		
IDEAL LAP TIME :		BEST LAP TIME : 2:49.378		DIFFERENCE :		
LAP	SECTOR 1	SECTOR 2	LAP TIME	MPH	DIFF	TIME OF DAY
1 -		53.935	2:49.378 (1)	63.10		15:51:19.400

Weather / Track : Cloudy / Wet

Snetterton 300
Circuit Length = 2.9689 miles
Start: 15:48 Flag 15:59 End: 16:01

BMCRC - MRO Championships 2016 - Rnd 9 @ Snetterton 300

Chilton Motors BMZRC 250 MZ

RACE 5 - BEST SECTORS

SECTOR 1			SECTOR 2			IDEAL / BEST COMPARISON						
POS	NO	NAME	TIME	NO	NAME	TIME	POS	NO	NAME	IDEAL	BEST	DIFF
									PERFECT LAP	2:35.014		
1	37	STIMPSON	1:43.842	44	DESSOY	51.172	1	37	STIMPSON	2:35.056	2:35.056	0.000
2	44	DESSOY	1:44.838	37	STIMPSON	51.214	2	44	DESSOY	2:36.010	2:36.010	0.000
3	75	WOODALL	1:45.402	85	WALES	52.127	3	75	WOODALL	2:37.749	2:37.749	0.000
4	85	WALES	1:45.790	9	HOWLETT	52.266	4	85	WALES	2:37.917	2:37.917	0.000
5	9	HOWLETT	1:46.593	75	WOODALL	52.347	5	9	HOWLETT	2:38.859	2:39.259	0.400
6	95	ROGERS	1:48.144	95	ROGERS	52.447	6	95	ROGERS	2:40.591	2:40.955	0.364
7	63	BADGER	1:49.701	114	ANDERSON	53.935	7	63	BADGER	2:43.761	2:44.372	0.611
8	68	GARRIQUES	1:49.872	63	BADGER	54.060	8	68	GARRIQUES	2:44.310	2:44.310	0.000
9	23	SKINNER	1:50.046	68	GARRIQUES	54.438	9	23	SKINNER	2:45.702	2:45.702	0.000
10	43	BARFORD	1:50.818	20	WATSON	54.742	10	43	BARFORD	2:46.060	2:47.064	1.004
11	20	WATSON	1:52.327	43	BARFORD	55.242	11	20	WATSON	2:47.069	2:47.386	0.317
12	31	BIGNELL	1:55.756	23	SKINNER	55.656	12	31	BIGNELL	2:51.933	2:53.656	1.723
13	66	VINCENT	1:56.941	31	BIGNELL	56.177	13	66	VINCENT	2:55.187	2:55.187	0.000
14	15	MOFFAT	1:57.524	15	MOFFAT	57.931	14	15	MOFFAT	2:55.455	2:56.192	0.737
15	25	CHADDERTON	1:57.649	25	CHADDERTON	58.041	15	25	CHADDERTON	2:55.690	2:55.690	0.000
16	30	HOWELL	1:59.584	66	VINCENT	58.246	16	3	MAUD	2:59.743	3:00.241	0.498
17	3	MAUD	2:00.052	3	MAUD	59.691	17	30	HOWELL	3:00.324	3:00.324	0.000
18	38	PETTET	2:00.621	30	HOWELL	1:00.740	18	38	PETTET	3:01.819	3:01.819	0.000
19	26	HOWLETT	2:12.343	38	PETTET	1:01.198	19	26	HOWLETT	3:16.792	3:16.884	0.092
20	19	HIGGINS	2:20.472	26	HOWLETT	1:04.449	20	19	HIGGINS	3:32.048	3:32.048	0.000
21				19	HIGGINS	1:11.576	21	114	ANDERSON		2:49.378	
22												

Weather / Track : Cloudy / Wet

Results can be found at www.tsl-timing.com

Snetterton 300

Circuit Length = 2.9689 miles

Start: 15:48 Flag 15:59 End: 16:01

Printed - 16:02 Saturday, 17 September 2016

BMCRC - MRO Championships 2016 - Rnd 9 @ Snetterton 300

Chilton Motors BMZRC 250 MZ

RACE 10 - CLASSIFICATION

POS	NO	CL	PIC NAME	ENTRY	LAPS	TIME	GAP	DIFF	MPH	BEST	ON
1	75		1 Peter WOODALL	MZ - Core Projects Ltd	4	9:49.920			72.47	2:25.565	3
2	37		2 Dean STIMPSON	MZ -	4	9:59.774	9.854	9.854	71.28	2:27.817	2
3	95		3 Christopher ROGERS	MZ - CB Racing	4	10:11.277	21.357	11.503	69.93	2:30.655	4
4	44		4 Robert DESSOY	MZ - Dessoy Racing	4	10:13.609	23.689	2.332	69.67	2:32.349	3
5	9		5 Gary HOWLETT	MZ - HS Racing	4	10:16.579	26.659	2.970	69.33	2:31.376	2
6	96		6 Chris KENT	MZ -	4	10:20.575	30.655	3.996	68.89	2:31.481	4
7	63	R	1 Keith BADGER	MZ -	4	10:23.792	33.872	3.217	68.53	2:33.445	4
8	85		7 Andrew WALES	MZ - Illuminated Design LTD	4	10:24.233	34.313	0.441	68.48	2:33.404	3
9	114		8 Ryan ANDERSON	MZ -	4	10:43.998	54.078	19.765	66.38	2:37.735	2
10	23	R	2 Brian SKINNER	MZ - ASK Plumbing & Heating Centre Ltd	4	10:44.179	54.259	0.181	66.36	2:39.121	2
11	43		9 Daniel BARFORD	MZ - Aspire racing	4	10:44.752	54.832	0.573	66.30	2:36.060	3
12	20		10 Christopher WATSON	MZ - Expert Locksmiths Medway	4	10:51.692	1:01.772	6.940	65.60	2:40.575	2
13	5		11 Garry SAMETT	MZ - smallmouse	4	11:13.070	1:23.150	21.378	63.51	2:43.551	4
14	31		12 David BIGNELL	MZ -	4	11:13.463	1:23.543	0.393	63.48	2:44.609	2
15	3		13 Max MAUD	MZ -	4	11:19.509	1:29.589	6.046	62.91	2:46.823	2
16	113	R	3 Liam NEWMAN	MZ - ASK Plumbing & Heating Center Ltd	4	11:21.677	1:31.757	2.168	62.71	2:45.783	2
17	25	R	4 Chris CHADDERTON	MZ -	4	11:22.976	1:33.056	1.299	62.59	2:47.025	4
18	66		14 Mark VINCENT	MZ - Putoline	4	11:32.455	1:42.535	9.479	61.74	2:50.634	2
19	30		15 Malcolm HOWELL	MZ -	4	11:59.160	2:09.240	26.705	59.44	2:53.198	2
20	26	R	5 Andy HOWLETT	MZ - tony holmshaw hs racing	4	12:05.984	2:16.064	6.824	58.88	2:56.670	4
21	19		16 Dave HIGGINS	MZ -	4	12:24.294	2:34.374	18.310	57.44	3:03.322	3

NOT CLASSIFIED

DNF	38		Chris PETTET	MZ -	3	8:34.503	1 Lap	1 Lap	62.32	2:46.376	3
DNF	68		Graham GARRIQUES	MZ -	2	5:17.338	2 Laps	1 Lap	67.36	2:35.259	2
DNF	15		Andy MOFFAT	MZ - gills office	1	2:56.262	3 Laps	1 Lap	60.63	2:56.262	1

FASTEST LAP

75			Peter WOODALL	MZ - Core Projects Ltd	3	2:25.565			73.42 mph	118.16 kph
63	R		Keith BADGER	MZ -	4	2:33.445			69.65 mph	112.09 kph

Class - 90% of Race Speed = 65.22 mph
Class R - 90% of Race Speed = 61.67 mph

Snetterton 300
Circuit Length = 2.9689 miles
Start: 09:48 Flag 09:58 End: 10:01

Weather / Track : Cloudy / Drying

These results are provisional until the conclusion of any judicial and technical matters.

Clerk Of Course :	Timekeeper :
-------------------	--------------

Results can be found at www.tsl-timing.com

Printed - 10:02 Sunday, 18 September 2016



BMCRC - MRO Championships 2016 - Rnd 9 @ Snetterton 300

Chilton Motors BMZRC 250 MZ

RACE 10 - LAP CHART

LAP 1 @ 09:51:00.792

NO	BEHIND	LAP TIME
75		2:32.802
37	1.956	2:34.758
44	3.652	2:36.454
95	5.568	2:38.370
9	6.928	2:39.730
63	8.822	2:41.624
85	9.008	2:41.810
68	9.277	2:42.079
23	11.031	2:43.833
96	12.713	2:45.515
20	12.871	2:45.673
114	15.695	2:48.497
31	15.785	2:48.587
43	21.398	2:54.200
3	23.228	2:56.030
15	23.460	2:56.262
25	24.237	2:57.039
5	25.560	2:58.362
66	26.338	2:59.140
113	26.557	2:59.359
38	27.466	3:00.268
30	29.380	3:02.182
26	36.846	3:09.648
19	38.599	3:11.401

LAP 2 @ 09:53:26.754

NO	BEHIND	LAP TIME
75		2:25.962
37	3.811	2:27.817
44	10.114	2:32.424
95	11.152	2:31.546
9	12.342	2:31.376
85	17.065	2:34.019
63	17.429	2:34.569
96	18.246	2:31.495
68	18.574	2:35.259
23	24.190	2:39.121
114	27.468	2:37.735
20	27.484	2:40.575
43	32.316	2:36.880
31	34.432	2:44.609
5	43.974	2:44.376
3	44.089	2:46.823
113	46.378	2:45.783
25	46.609	2:48.334
38	49.363	2:47.859
66	51.010	2:50.634
30	56.616	2:53.198
26	1:11.034	3:00.150
19	1:17.995	3:05.358

LAP 3 @ 09:55:52.319

NO	BEHIND	LAP TIME
75		2:25.565
37	6.606	2:28.360
95	16.293	2:30.706
44	16.898	2:32.349
9	19.927	2:33.150
96	24.765	2:32.084
85	24.904	2:33.404
63	26.018	2:34.154

23	39.873	2:41.248
114	40.670	2:38.767
43	42.811	2:36.060
20	43.574	2:41.655
31	1:03.856	2:54.989
5	1:05.190	2:46.781
3	1:07.009	2:48.485
38	1:10.174	2:46.376
113	1:10.263	2:49.450
25	1:11.622	2:50.578
66	1:16.774	2:51.329
30	1:31.264	3:00.213
26	1:44.985	2:59.516
19	1:55.752	3:03.322

LAP 4 @ 09:58:17.910

NO	BEHIND	LAP TIME
75		2:25.591
37	9.854	2:28.839
95	21.357	2:30.655
44	23.689	2:32.382
9	26.659	2:32.323
96	30.655	2:31.481
63	33.872	2:33.445
85	34.313	2:35.000
114	54.078	2:38.999
23	54.259	2:39.977
43	54.832	2:37.612
20	1:01.772	2:43.789
5	1:23.150	2:43.551
31	1:23.543	2:45.278
3	1:29.589	2:48.171
113	1:31.757	2:47.085
25	1:33.056	2:47.025
66	1:42.535	2:51.352
30	2:09.240	3:03.567
26	2:16.064	2:56.670
19	2:34.374	3:04.213

Weather / Track : Cloudy / Drying

Results can be found at www.tsl-timing.com

Snetterton 300

Circuit Length = 2.9689 miles

Start: 09:48 Flag 09:58 End: 10:01

Printed - 10:03 Sunday, 18 September 2016

BMCRC - MRO Championships 2016 - Rnd 9 @ Snetterton 300

Chilton Motors BMZRC 250 MZ

RACE 10 - SECTOR ANALYSIS

SECTOR 1 = FL to I1, SECTOR 2 = I1 to FL, DIFF = Difference To Personal Best Lap

P1 75		Peter WOODALL		MZ - Core Projects Ltd		
IDEAL LAP TIME : 2:25.289		BEST LAP TIME : 2:25.565		DIFFERENCE : 0.276		
LAP	SECTOR 1	SECTOR 2	LAP TIME	MPH	DIFF	TIME OF DAY
1 -		48.446	2:32.802	69.94	7.237	09:51:00.792
2 -	1:37.795	48.167	2:25.962 (3)	73.22	0.397	09:53:26.754
3 -	1:37.311	48.254	2:25.565 (1)	73.42		09:55:52.319
4 -	1:37.122	48.469	2:25.591 (2)	73.41	0.026	09:58:17.910

P2 37		Dean STIMPSON		MZ -		
IDEAL LAP TIME : 2:27.817		BEST LAP TIME : 2:27.817		DIFFERENCE : 0.000		
LAP	SECTOR 1	SECTOR 2	LAP TIME	MPH	DIFF	TIME OF DAY
1 -		49.264	2:34.758	69.06	6.941	09:51:02.748
2 -	1:38.887	48.930	2:27.817 (1)	72.30		09:53:30.565
3 -	1:39.311	49.049	2:28.360 (2)	72.04	0.543	09:55:58.925
4 -	1:39.535	49.304	2:28.839 (3)	71.80	1.022	09:58:27.764

P3 95		Christopher ROGERS		MZ - CB Racing		
IDEAL LAP TIME : 2:30.563		BEST LAP TIME : 2:30.655		DIFFERENCE : 0.092		
LAP	SECTOR 1	SECTOR 2	LAP TIME	MPH	DIFF	TIME OF DAY
1 -		50.478	2:38.370	67.48	7.715	09:51:06.360
2 -	1:41.318	50.228	2:31.546 (3)	70.52	0.891	09:53:37.906
3 -	1:40.687	50.019	2:30.706 (2)	70.92	0.051	09:56:08.612
4 -	1:40.779	49.876	2:30.655 (1)	70.94		09:58:39.267

P4 44		Robert DESSOY		MZ - Dessoy Racing		
IDEAL LAP TIME : 2:31.455		BEST LAP TIME : 2:32.349		DIFFERENCE : 0.894		
LAP	SECTOR 1	SECTOR 2	LAP TIME	MPH	DIFF	TIME OF DAY
1 -		50.352	2:36.454	68.31	4.105	09:51:04.444
2 -	1:41.103	51.321	2:32.424 (3)	70.12	0.075	09:53:36.868
3 -	1:41.591	50.758	2:32.349 (1)	70.15		09:56:09.217
4 -	1:41.623	50.759	2:32.382 (2)	70.14	0.033	09:58:41.599

P5 9		Gary HOWLETT		MZ - HS Racing		
IDEAL LAP TIME : 2:31.376		BEST LAP TIME : 2:31.376		DIFFERENCE : 0.000		
LAP	SECTOR 1	SECTOR 2	LAP TIME	MPH	DIFF	TIME OF DAY
1 -		50.347	2:39.730	66.91	8.354	09:51:07.720
2 -	1:41.253	50.123	2:31.376 (1)	70.60		09:53:39.096
3 -	1:42.547	50.603	2:33.150 (3)	69.78	1.774	09:56:12.246
4 -	1:41.498	50.825	2:32.323 (2)	70.16	0.947	09:58:44.569

P6 96		Chris KENT		MZ -		
IDEAL LAP TIME : 2:30.984		BEST LAP TIME : 2:31.481		DIFFERENCE : 0.497		
LAP	SECTOR 1	SECTOR 2	LAP TIME	MPH	DIFF	TIME OF DAY
1 -		51.022	2:45.515	64.57	14.034	09:51:13.505
2 -	1:40.600	50.895	2:31.495 (2)	70.55	0.014	09:53:45.000
3 -	1:41.700	50.384	2:32.084 (3)	70.27	0.603	09:56:17.084
4 -	1:40.828	50.653	2:31.481 (1)	70.55		09:58:48.565

P7 63 R		Keith BADGER		MZ -		
IDEAL LAP TIME : 2:33.445		BEST LAP TIME : 2:33.445		DIFFERENCE : 0.000		
LAP	SECTOR 1	SECTOR 2	LAP TIME	MPH	DIFF	TIME OF DAY
1 -		52.012	2:41.624	66.12	8.179	09:51:09.614
2 -	1:43.158	51.411	2:34.569 (3)	69.14	1.124	09:53:44.183
3 -	1:42.720	51.434	2:34.154 (2)	69.33	0.709	09:56:18.337
4 -	1:42.336	51.109	2:33.445 (1)	69.65		09:58:51.782

Weather / Track : Cloudy / Drying

Snetterton 300
 Circuit Length = 2.9689 miles
 Start: 09:48 Flag 09:58 End: 10:01

BMCRC - MRO Championships 2016 - Rnd 9 @ Snetterton 300

Chilton Motors BMZRC 250 MZ

RACE 10 - SECTOR ANALYSIS

SECTOR 1 = FL to I1, SECTOR 2 = I1 to FL, DIFF = Difference To Personal Best Lap

P8	85	Andrew WALES	MZ - Illuminated Design LTD			
IDEAL LAP TIME : 2:33.404		BEST LAP TIME : 2:33.404		DIFFERENCE : 0.000		
LAP	SECTOR 1	SECTOR 2	LAP TIME	MPH	DIFF	TIME OF DAY
1 -		52.056	2:41.810	66.05	8.406	09:51:09.800
2 -	1:43.108	50.911	2:34.019 (2)	69.39	0.615	09:53:43.819
3 -	1:42.586	50.818	2:33.404 (1)	69.67		09:56:17.223
4 -	1:43.299	51.701	2:35.000 (3)	68.95	1.596	09:58:52.223
P9	114	Ryan ANDERSON	MZ -			
IDEAL LAP TIME : 2:36.962		BEST LAP TIME : 2:37.735		DIFFERENCE : 0.773		
LAP	SECTOR 1	SECTOR 2	LAP TIME	MPH	DIFF	TIME OF DAY
1 -		53.511	2:48.497	63.43	10.762	09:51:16.487
2 -	1:45.123	52.612	2:37.735 (1)	67.75		09:53:54.222
3 -	1:44.350	54.417	2:38.767 (2)	67.31	1.032	09:56:32.989
4 -	1:45.191	53.808	2:38.999 (3)	67.22	1.264	09:59:11.988
P10	23 R	Brian SKINNER	MZ - ASK Plumbing & Heating Centre Ltd			
IDEAL LAP TIME : 2:38.094		BEST LAP TIME : 2:39.121		DIFFERENCE : 1.027		
LAP	SECTOR 1	SECTOR 2	LAP TIME	MPH	DIFF	TIME OF DAY
1 -		52.830	2:43.833	65.23	4.712	09:51:11.823
2 -	1:45.264	53.857	2:39.121 (1)	67.16		09:53:50.944
3 -	1:46.481	54.767	2:41.248 (3)	66.28	2.127	09:56:32.192
4 -	1:46.854	53.123	2:39.977 (2)	66.81	0.856	09:59:12.169
P11	43	Daniel BARFORD	MZ - Aspire racing			
IDEAL LAP TIME : 2:35.511		BEST LAP TIME : 2:36.060		DIFFERENCE : 0.549		
LAP	SECTOR 1	SECTOR 2	LAP TIME	MPH	DIFF	TIME OF DAY
1 -		52.568	2:54.200	61.35	18.140	09:51:22.190
2 -	1:45.419	51.461	2:36.880 (2)	68.12	0.820	09:53:59.070
3 -	1:44.840	51.220	2:36.060 (1)	68.48		09:56:35.130
4 -	1:44.291	53.321	2:37.612 (3)	67.81	1.552	09:59:12.742
P12	20	Christopher WATSON	MZ - Expert Locksmiths Medway			
IDEAL LAP TIME : 2:39.656		BEST LAP TIME : 2:40.575		DIFFERENCE : 0.919		
LAP	SECTOR 1	SECTOR 2	LAP TIME	MPH	DIFF	TIME OF DAY
1 -		52.815	2:45.673	64.51	5.098	09:51:13.663
2 -	1:46.841	53.734	2:40.575 (1)	66.56		09:53:54.238
3 -	1:47.651	54.004	2:41.655 (2)	66.11	1.080	09:56:35.893
4 -	1:48.615	55.174	2:43.789 (3)	65.25	3.214	09:59:19.682
P13	5	Garry SAMETT	MZ - smallmouse			
IDEAL LAP TIME : 2:43.551		BEST LAP TIME : 2:43.551		DIFFERENCE : 0.000		
LAP	SECTOR 1	SECTOR 2	LAP TIME	MPH	DIFF	TIME OF DAY
1 -		55.908	2:58.362	59.92	14.811	09:51:26.352
2 -	1:49.840	54.536	2:44.376 (2)	65.02	0.825	09:54:10.728
3 -	1:51.090	55.691	2:46.781 (3)	64.08	3.230	09:56:57.509
4 -	1:49.392	54.159	2:43.551 (1)	65.35		09:59:41.060
P14	31	David BIGNELL	MZ -			
IDEAL LAP TIME : 2:44.042		BEST LAP TIME : 2:44.609		DIFFERENCE : 0.567		
LAP	SECTOR 1	SECTOR 2	LAP TIME	MPH	DIFF	TIME OF DAY
1 -		53.689	2:48.587 (3)	63.39	3.978	09:51:16.577
2 -	1:50.353	54.256	2:44.609 (1)	64.93		09:54:01.186
3 -	1:57.792	57.197	2:54.989	61.07	10.380	09:56:56.175
4 -	1:50.770	54.508	2:45.278 (2)	64.66	0.669	09:59:41.453

Weather / Track : Cloudy / Drying

Snetterton 300
Circuit Length = 2.9689 miles
Start: 09:48 Flag 09:58 End: 10:01

BMCRC - MRO Championships 2016 - Rnd 9 @ Snetterton 300

Chilton Motors BMZRC 250 MZ

RACE 10 - SECTOR ANALYSIS

SECTOR 1 = FL to I1, SECTOR 2 = I1 to FL, DIFF = Difference To Personal Best Lap

P15 3		Max MAUD		MZ -		
IDEAL LAP TIME : 2:46.823		BEST LAP TIME : 2:46.823		DIFFERENCE : 0.000		
LAP	SECTOR 1	SECTOR 2	LAP TIME	MPH	DIFF	TIME OF DAY
1 -		56.212	2:56.030	60.71	9.207	09:51:24.020
2 -	1:50.993	55.830	2:46.823 (1)	64.06		09:54:10.843
3 -	1:52.251	56.234	2:48.485 (3)	63.43	1.662	09:56:59.328
4 -	1:51.905	56.266	2:48.171 (2)	63.55	1.348	09:59:47.499

P16 113 R		Liam NEWMAN		MZ - ASK Plumbing & Heating Center Ltd		
IDEAL LAP TIME : 2:45.783		BEST LAP TIME : 2:45.783		DIFFERENCE : 0.000		
LAP	SECTOR 1	SECTOR 2	LAP TIME	MPH	DIFF	TIME OF DAY
1 -		56.663	2:59.359	59.59	13.576	09:51:27.349
2 -	1:50.139	55.644	2:45.783 (1)	64.47		09:54:13.132
3 -	1:52.553	56.897	2:49.450 (3)	63.07	3.667	09:57:02.582
4 -	1:50.763	56.322	2:47.085 (2)	63.96	1.302	09:59:49.667

P17 25 R		Chris CHADDERTON		MZ -		
IDEAL LAP TIME : 2:46.669		BEST LAP TIME : 2:47.025		DIFFERENCE : 0.356		
LAP	SECTOR 1	SECTOR 2	LAP TIME	MPH	DIFF	TIME OF DAY
1 -		55.688	2:57.039	60.37	10.014	09:51:25.029
2 -	1:51.914	56.420	2:48.334 (2)	63.49	1.309	09:54:13.363
3 -	1:53.313	57.265	2:50.578 (3)	62.65	3.553	09:57:03.941
4 -	1:50.981	56.044	2:47.025 (1)	63.99		09:59:50.966

P18 66		Mark VINCENT		MZ - Putoline		
IDEAL LAP TIME : 2:50.379		BEST LAP TIME : 2:50.634		DIFFERENCE : 0.255		
LAP	SECTOR 1	SECTOR 2	LAP TIME	MPH	DIFF	TIME OF DAY
1 -		56.921	2:59.140	59.66	8.506	09:51:27.130
2 -	1:53.646	56.988	2:50.634 (1)	62.63		09:54:17.764
3 -	1:54.414	56.915	2:51.329 (2)	62.38	0.695	09:57:09.093
4 -	1:53.464	57.888	2:51.352 (3)	62.37	0.718	10:00:00.445

P19 30		Malcolm HOWELL		MZ -		
IDEAL LAP TIME : 2:52.243		BEST LAP TIME : 2:53.198		DIFFERENCE : 0.955		
LAP	SECTOR 1	SECTOR 2	LAP TIME	MPH	DIFF	TIME OF DAY
1 -		57.411	3:02.182 (3)	58.66	8.984	09:51:30.172
2 -	1:54.832	58.366	2:53.198 (1)	61.71		09:54:23.370
3 -	1:56.837	1:03.376	3:00.213 (2)	59.30	7.015	09:57:23.583
4 -	2:02.483	1:01.084	3:03.567	58.22	10.369	10:00:27.150

P20 26 R		Andy HOWLETT		MZ - tony holmshaw hs racing		
IDEAL LAP TIME : 2:56.670		BEST LAP TIME : 2:56.670		DIFFERENCE : 0.000		
LAP	SECTOR 1	SECTOR 2	LAP TIME	MPH	DIFF	TIME OF DAY
1 -		1:01.182	3:09.648	56.35	12.978	09:51:37.638
2 -	1:58.979	1:01.171	3:00.150 (3)	59.32	3.480	09:54:37.788
3 -	1:58.764	1:00.752	2:59.516 (2)	59.53	2.846	09:57:37.304
4 -	1:57.903	58.767	2:56.670 (1)	60.49		10:00:33.974

P21 19		Dave HIGGINS		MZ -		
IDEAL LAP TIME : 3:03.322		BEST LAP TIME : 3:03.322		DIFFERENCE : 0.000		
LAP	SECTOR 1	SECTOR 2	LAP TIME	MPH	DIFF	TIME OF DAY
1 -		1:02.688	3:11.401	55.84	8.079	09:51:39.391
2 -	2:02.533	1:02.825	3:05.358 (3)	57.66	2.036	09:54:44.749
3 -	2:01.030	1:02.292	3:03.322 (1)	58.30		09:57:48.071
4 -	2:01.287	1:02.926	3:04.213 (2)	58.02	0.891	10:00:52.284

Weather / Track : Cloudy / Drying

Snetterton 300
Circuit Length = 2.9689 miles
Start: 09:48 Flag 09:58 End: 10:01

BMCRC - MRO Championships 2016 - Rnd 9 @ Snetterton 300

Chilton Motors BMZRC 250 MZ

RACE 10 - SECTOR ANALYSIS

SECTOR 1 = FL to I1, SECTOR 2 = I1 to FL, DIFF = Difference To Personal Best Lap

P22 38		Chris PETTET		MZ -		
IDEAL LAP TIME : 2:45.589		BEST LAP TIME : 2:46.376		DIFFERENCE : 0.787		
LAP	SECTOR 1	SECTOR 2	LAP TIME	MPH	DIFF	TIME OF DAY
1 -		56.832	3:00.268 (3)	59.28	13.892	09:51:28.258
2 -	1:51.893	55.966	2:47.859 (2)	63.67	1.483	09:54:16.117
3 -	1:49.623	56.753	2:46.376 (1)	64.24		09:57:02.493

P23 68		Graham GARRIQUES		MZ -		
IDEAL LAP TIME : 2:34.082		BEST LAP TIME : 2:35.259		DIFFERENCE : 1.177		
LAP	SECTOR 1	SECTOR 2	LAP TIME	MPH	DIFF	TIME OF DAY
1 -		52.181	2:42.079 (2)	65.94	6.820	09:51:10.069
2 -	1:43.003	52.256	2:35.259 (1)	68.84		09:53:45.328

P24 15		Andy MOFFAT		MZ - gills office		
IDEAL LAP TIME : 2:48.932		BEST LAP TIME : 2:56.262		DIFFERENCE : 7.330		
LAP	SECTOR 1	SECTOR 2	LAP TIME	MPH	DIFF	TIME OF DAY
1 -		57.977	2:56.262 (1)	60.63		09:51:24.252

BMCRC - MRO Championships 2016 - Rnd 9 @ Snetterton 300

Chilton Motors BMZRC 250 MZ

RACE 10 - BEST SECTORS

SECTOR 1			SECTOR 2			IDEAL / BEST COMPARISON						
POS	NO	NAME	TIME	NO	NAME	TIME	POS	NO	NAME	IDEAL	BEST	DIFF
									PERFECT LAP	2:25.289		
1	75	WOODALL	1:37.122	75	WOODALL	48.167	1	75	WOODALL	2:25.289	2:25.565	0.276
2	37	STIMPSON	1:38.887	37	STIMPSON	48.930	2	37	STIMPSON	2:27.817	2:27.817	0.000
3	96	KENT	1:40.600	95	ROGERS	49.876	3	95	ROGERS	2:30.563	2:30.655	0.092
4	95	ROGERS	1:40.687	9	HOWLETT	50.123	4	96	KENT	2:30.984	2:31.481	0.497
5	44	DESSOY	1:41.103	44	DESSOY	50.352	5	9	HOWLETT	2:31.376	2:31.376	0.000
6	9	HOWLETT	1:41.253	96	KENT	50.384	6	44	DESSOY	2:31.455	2:32.349	0.894
7	68	GARRIQUES	1:41.901	85	WALES	50.818	7	85	WALES	2:33.404	2:33.404	0.000
8	63	BADGER	1:42.336	63	BADGER	51.109	8	63	BADGER	2:33.445	2:33.445	0.000
9	85	WALES	1:42.586	43	BARFORD	51.220	9	68	GARRIQUES	2:34.082	2:35.259	1.177
10	43	BARFORD	1:44.291	68	GARRIQUES	52.181	10	43	BARFORD	2:35.511	2:36.060	0.549
11	114	ANDERSON	1:44.350	114	ANDERSON	52.612	11	114	ANDERSON	2:36.962	2:37.735	0.773
12	23	SKINNER	1:45.264	20	WATSON	52.815	12	23	SKINNER	2:38.094	2:39.121	1.027
13	20	WATSON	1:46.841	23	SKINNER	52.830	13	20	WATSON	2:39.656	2:40.575	0.919
14	5	SAMETT	1:49.392	31	BIGNELL	53.689	14	5	SAMETT	2:43.551	2:43.551	0.000
15	38	PETTET	1:49.623	5	SAMETT	54.159	15	31	BIGNELL	2:44.042	2:44.609	0.567
16	113	NEWMAN	1:50.139	113	NEWMAN	55.644	16	38	PETTET	2:45.589	2:46.376	0.787
17	31	BIGNELL	1:50.353	25	CHADDERTON	55.688	17	113	NEWMAN	2:45.783	2:45.783	0.000
18	15	MOFFAT	1:50.955	3	MAUD	55.830	18	25	CHADDERTON	2:46.669	2:47.025	0.356
19	25	CHADDERTON	1:50.981	38	PETTET	55.966	19	3	MAUD	2:46.823	2:46.823	0.000
20	3	MAUD	1:50.993	66	VINCENT	56.915	20	15	MOFFAT	2:48.932	2:56.262	7.330
21	66	VINCENT	1:53.464	30	HOWELL	57.411	21	66	VINCENT	2:50.379	2:50.634	0.255
22	30	HOWELL	1:54.832	15	MOFFAT	57.977	22	30	HOWELL	2:52.243	2:53.198	0.955
23	26	HOWLETT	1:57.903	26	HOWLETT	58.767	23	26	HOWLETT	2:56.670	2:56.670	0.000
24	19	HIGGINS	2:01.030	19	HIGGINS	1:02.292	24	19	HIGGINS	3:03.322	3:03.322	0.000

Weather / Track : Cloudy / Drying

Results can be found at www.tsl-timing.com

Snetterton 300
 Circuit Length = 2.9689 miles
 Start: 09:48 Flag 09:58 End: 10:01

Printed - 10:02 Sunday, 18 September 2016

BMCRC - MRO Championships 2016 - Rnd 9 @ Snetterton 300

Chilton Motors BMZRC 250 MZ

RACE 3 - CLASSIFICATION

POS	NO	CL	PIC NAME	ENTRY	LAPS	TIME	GAP	DIFF	MPH	BEST	ON
1	75		1 Peter WOODALL	MZ - Core Projects Ltd	6	14:29.721			73.73	2:22.764	6
2	37		2 Dean STIMPSON	MZ -	6	14:29.806	0.085	0.085	73.72	2:22.940	6
3	44		3 Robert DESSOY	MZ - Dessoy Racing	6	14:50.188	20.467	20.382	72.03	2:25.217	6
4	85		4 Andrew WALES	MZ - Illuminated Design LTD	6	14:50.315	20.594	0.127	72.02	2:26.257	6
5	9		5 Gary HOWLETT	MZ - HS Racing	6	14:50.987	21.266	0.672	71.97	2:26.526	6
6	114		6 Ryan ANDERSON	MZ -	6	15:13.668	43.947	22.681	70.18	2:28.597	2
7	20		7 Christopher WATSON	MZ - Expert Locksmiths Medway	6	15:19.106	49.385	5.438	69.77	2:30.916	3
8	63	R	1 Keith BADGER	MZ -	6	15:19.412	49.691	0.306	69.74	2:29.864	5
9	15		8 Andy MOFFAT	MZ - gills office	6	15:33.725	1:04.004	14.313	68.68	2:32.706	2
10	66		9 Mark VINCENT	MZ - Putoline	6	15:54.261	1:24.540	20.536	67.20	2:34.362	6
11	23	R	2 Brian SKINNER	MZ - ASK Plumbing & Heating Centre Ltd	6	15:56.413	1:26.692	2.152	67.05	2:36.360	5
12	43		10 Daniel BARFORD	MZ - Aspire racing	6	16:02.130	1:32.409	5.717	66.65	2:37.328	2
13	3		11 Max MAUD	MZ -	6	16:22.170	1:52.449	20.040	65.29	2:40.581	2
14	38		12 Chris PETTET	MZ -	6	16:23.223	1:53.502	1.053	65.22	2:39.572	5
15	113	R	3 Liam NEWMAN	MZ - ASK Plumbing & Heating Center Ltd	6	16:23.516	1:53.795	0.293	65.20	2:41.303	5
16	31		13 David BIGNELL	MZ -	6	16:26.081	1:56.360	2.565	65.03	2:41.195	5
17	25	R	4 Chris CHADDERTON	MZ -	6	16:35.233	2:05.512	9.152	64.43	2:43.308	6
18	30		14 Malcolm HOWELL	MZ -	6	17:21.393	2:51.672	46.160	61.57	2:50.601	3
19	26	R	5 Andy HOWLETT	MZ - tony holmshaw hs racing	5	14:41.307	1 Lap	1 Lap	60.63	2:51.702	5

NOT CLASSIFIED

DNF	5		Garry SAMETT	MZ - smallmouse	3	7:59.880	3 Laps	2 Laps	66.81	2:35.045	3
DNF	19		Dave HIGGINS	MZ -	2	6:05.404	4 Laps	1 Lap	58.50	3:00.905	2
DNF	95		Christopher ROGERS	MZ - CB Racing	0						
DNF	68		Graham GARRIQUES	MZ -	0						

FASTEST LAP

	75		Peter WOODALL	MZ - Core Projects Ltd	6	2:22.764			74.86 mph	120.48 kph	
	63	R	Keith BADGER	MZ -	5	2:29.864			71.31 mph	114.77 kph	

Class - 90% of Race Speed = 66.35 mph
 Class R - 90% of Race Speed = 62.76 mph

Snetterton 300
 Circuit Length = 2.9689 miles
 Start: 11:36 Flag 11:50 End: 11:53

Weather / Track : Cloudy / Dry

These results are provisional until the conclusion of any judicial and technical matters.

Clerk Of Course :	Timekeeper :
-------------------	--------------

Results can be found at www.tsl-timing.com

Printed - 11:56 Sunday, 18 September 2016



BMCRC - MRO Championships 2016 - Rnd 9 @ Snetterton 300

Chilton Motors BMZRC 250 MZ

RACE 3 - LAP CHART

LAP 1 @ 11:38:43.928

NO	BEHIND	LAP TIME
75		2:31.050
37	0.191	2:31.241
9	2.167	2:33.217
114	2.952	2:34.002
44	3.375	2:34.425
85	4.370	2:35.420
63	8.584	2:39.634
20	9.281	2:40.331
43	9.368	2:40.418
15	10.344	2:41.394
5	17.389	2:48.439
23	17.520	2:48.570
113	19.378	2:50.428
66	19.842	2:50.892
31	20.043	2:51.093
38	21.532	2:52.582
3	22.195	2:53.245
25	22.467	2:53.517
30	27.262	2:58.312
26	32.201	3:03.251
19	33.449	3:04.499

LAP 2 @ 11:41:08.245

NO	BEHIND	LAP TIME
75		2:24.317
37	0.139	2:24.265
9	5.298	2:27.448
44	5.655	2:26.597
114	7.232	2:28.597
85	7.530	2:27.477
15	18.733	2:32.706
63	18.935	2:34.668
20	19.084	2:34.120
43	22.379	2:37.328
5	29.468	2:36.396
23	31.752	2:38.549
66	32.621	2:37.096
113	37.439	2:42.378
3	38.459	2:40.581
38	39.928	2:42.713
31	40.089	2:44.363
25	43.399	2:45.249
30	55.586	2:52.641
26	1:04.125	2:56.241
19	1:10.037	3:00.905

LAP 3 @ 11:43:31.960

NO	BEHIND	LAP TIME
37		2:23.576
75	0.106	2:23.821
44	9.949	2:28.009
9	10.047	2:28.464
85	10.913	2:27.098
114	13.595	2:30.078
20	26.285	2:30.916
63	27.034	2:31.814
15	28.400	2:33.382
43	39.227	2:40.563
5	40.798	2:35.045
66	45.962	2:37.056
23	46.359	2:38.322

3	59.386	2:44.642
38	59.860	2:43.647
113	1:00.008	2:46.284
31	1:00.637	2:44.263
25	1:04.472	2:44.788
30	1:22.472	2:50.601
26	1:36.017	2:55.607

LAP 4 @ 11:45:56.616

NO	BEHIND	LAP TIME
37		2:24.656
75	0.122	2:24.672
85	12.712	2:26.455
9	12.976	2:27.585
44	13.025	2:27.732
114	22.062	2:33.123
20	33.096	2:31.467
63	34.310	2:31.932
15	37.307	2:33.563
43	55.806	2:41.235
66	58.462	2:37.156
23	59.295	2:37.592
3	1:15.597	2:40.867
113	1:16.948	2:41.596
38	1:18.233	2:43.029
31	1:18.595	2:42.614
25	1:23.924	2:44.108
30	1:51.029	2:53.213
26	2:05.867	2:54.506

LAP 5 @ 11:48:19.744

NO	BEHIND	LAP TIME
37		2:23.128
75	0.091	2:23.097
85	17.192	2:27.608
9	17.595	2:27.747
44	18.105	2:28.208
114	31.592	2:32.658
20	40.964	2:30.996
63	41.046	2:29.864
15	48.543	2:34.364
23	1:12.527	2:36.360
66	1:13.033	2:37.699
43	1:14.532	2:41.854
3	1:33.917	2:41.448
38	1:34.677	2:39.572
113	1:35.123	2:41.303
31	1:36.662	2:41.195
25	1:45.059	2:44.263
30	2:21.966	2:54.065

LAP 6 @ 11:50:42.599

NO	BEHIND	LAP TIME
75		2:22.764
37	0.085	2:22.940
26	1 Lap	2:51.702
44	20.467	2:25.217
85	20.594	2:26.257
9	21.266	2:26.526
114	43.947	2:35.210
20	49.385	2:31.276
63	49.691	2:31.500
15	1:04.004	2:38.316

66	1:24.540	2:34.362
23	1:26.692	2:37.020
43	1:32.409	2:40.732
3	1:52.449	2:41.387
38	1:53.502	2:41.680
113	1:53.795	2:41.527
31	1:56.360	2:42.553
25	2:05.512	2:43.308
30	2:51.672	2:52.561

Weather / Track : Cloudy / Dry

Results can be found at www.tsl-timing.com

Snetterton 300

Circuit Length = 2.9689 miles

Start: 11:36 Flag 11:50 End: 11:53

Printed - 11:57 Sunday, 18 September 2016

BMCRC - MRO Championships 2016 - Rnd 9 @ Snetterton 300

Chilton Motors BMZRC 250 MZ

RACE 3 - SECTOR ANALYSIS

SECTOR 1 = FL to I1, SECTOR 2 = I1 to FL, DIFF = Difference To Personal Best Lap

P1 75		Peter WOODALL		MZ - Core Projects Ltd		
IDEAL LAP TIME : 2:22.548		BEST LAP TIME : 2:22.764		DIFFERENCE : 0.216		
LAP	SECTOR 1	SECTOR 2	LAP TIME	MPH	DIFF	TIME OF DAY
1 -		47.311	2:31.050	70.75	8.286	11:38:43.928
2 -	1:36.621	47.696	2:24.317	74.05	1.553	11:41:08.245
3 -	1:36.071	47.750	2:23.821 (3)	74.31	1.057	11:43:32.066
4 -	1:36.638	48.034	2:24.672	73.87	1.908	11:45:56.738
5 -	1:36.345	46.752	2:23.097 (2)	74.69	0.333	11:48:19.835
6 -	1:35.796	46.968	2:22.764 (1)	74.86		11:50:42.599

P2 37		Dean STIMPSON		MZ -		
IDEAL LAP TIME : 2:22.725		BEST LAP TIME : 2:22.940		DIFFERENCE : 0.215		
LAP	SECTOR 1	SECTOR 2	LAP TIME	MPH	DIFF	TIME OF DAY
1 -		47.708	2:31.241	70.66	8.301	11:38:44.119
2 -	1:36.508	47.757	2:24.265	74.08	1.325	11:41:08.384
3 -	1:35.974	47.602	2:23.576 (3)	74.44	0.636	11:43:31.960
4 -	1:36.811	47.845	2:24.656	73.88	1.716	11:45:56.616
5 -	1:36.365	46.763	2:23.128 (2)	74.67	0.188	11:48:19.744
6 -	1:35.962	46.978	2:22.940 (1)	74.77		11:50:42.684

P3 44		Robert DESSOY		MZ - Dessoy Racing		
IDEAL LAP TIME : 2:25.217		BEST LAP TIME : 2:25.217		DIFFERENCE : 0.000		
LAP	SECTOR 1	SECTOR 2	LAP TIME	MPH	DIFF	TIME OF DAY
1 -		48.323	2:34.425	69.21	9.208	11:38:47.303
2 -	1:38.253	48.344	2:26.597 (2)	72.90	1.380	11:41:13.900
3 -	1:38.792	49.217	2:28.009	72.21	2.792	11:43:41.909
4 -	1:38.463	49.269	2:27.732 (3)	72.34	2.515	11:46:09.641
5 -	1:37.969	50.239	2:28.208	72.11	2.991	11:48:37.849
6 -	1:37.064	48.153	2:25.217 (1)	73.60		11:51:03.066

P4 85		Andrew WALES		MZ - Illuminated Design LTD		
IDEAL LAP TIME : 2:25.537		BEST LAP TIME : 2:26.257		DIFFERENCE : 0.720		
LAP	SECTOR 1	SECTOR 2	LAP TIME	MPH	DIFF	TIME OF DAY
1 -		48.548	2:35.420	68.76	9.163	11:38:48.298
2 -	1:39.385	48.092	2:27.477	72.47	1.220	11:41:15.775
3 -	1:39.249	47.849	2:27.098 (3)	72.65	0.841	11:43:42.873
4 -	1:37.688	48.767	2:26.455 (2)	72.97	0.198	11:46:09.328
5 -	1:38.275	49.333	2:27.608	72.40	1.351	11:48:36.936
6 -	1:37.982	48.275	2:26.257 (1)	73.07		11:51:03.193

P5 9		Gary HOWLETT		MZ - HS Racing		
IDEAL LAP TIME : 2:26.133		BEST LAP TIME : 2:26.526		DIFFERENCE : 0.393		
LAP	SECTOR 1	SECTOR 2	LAP TIME	MPH	DIFF	TIME OF DAY
1 -		48.422	2:33.217	69.75	6.691	11:38:46.095
2 -	1:38.806	48.642	2:27.448 (2)	72.48	0.922	11:41:13.543
3 -	1:39.163	49.301	2:28.464	71.99	1.938	11:43:42.007
4 -	1:38.755	48.830	2:27.585 (3)	72.41	1.059	11:46:09.592
5 -	1:37.960	49.787	2:27.747	72.34	1.221	11:48:37.339
6 -	1:37.711	48.815	2:26.526 (1)	72.94		11:51:03.865

P6 114		Ryan ANDERSON		MZ -		
IDEAL LAP TIME : 2:28.052		BEST LAP TIME : 2:28.597		DIFFERENCE : 0.545		
LAP	SECTOR 1	SECTOR 2	LAP TIME	MPH	DIFF	TIME OF DAY
1 -		48.906	2:34.002	69.40	5.405	11:38:46.880
2 -	1:39.146	49.451	2:28.597 (1)	71.92		11:41:15.477
3 -	1:40.493	49.585	2:30.078 (2)	71.21	1.481	11:43:45.555
4 -	1:41.639	51.484	2:33.123	69.80	4.526	11:46:18.678
5 -	1:41.598	51.060	2:32.658 (3)	70.01	4.061	11:48:51.336

Weather / Track : Cloudy / Dry

Snetterton 300
Circuit Length = 2.9689 miles
Start: 11:36 Flag 11:50 End: 11:53

BMCRC - MRO Championships 2016 - Rnd 9 @ Snetterton 300

Chilton Motors BMZRC 250 MZ

RACE 3 - SECTOR ANALYSIS

SECTOR 1 = FL to I1, SECTOR 2 = I1 to FL, DIFF = Difference To Personal Best Lap

6 - 1:43.182 52.028 2:35.210 68.86 6.613 11:51:26.546

P7	20	Christopher WATSON	MZ - Expert Locksmiths Medway			
IDEAL LAP TIME : 2:30.504		BEST LAP TIME : 2:30.916		DIFFERENCE : 0.412		

LAP	SECTOR 1	SECTOR 2	LAP TIME	MPH	DIFF	TIME OF DAY
1 -		51.255	2:40.331	66.66	9.415	11:38:53.209
2 -	1:42.876	51.244	2:34.120	69.34	3.204	11:41:27.329
3 -	1:41.261	49.655	2:30.916 (1)	70.82		11:43:58.245
4 -	1:41.534	49.933	2:31.467	70.56	0.551	11:46:29.712
5 -	1:41.115	49.881	2:30.996 (2)	70.78	0.080	11:49:00.708
6 -	1:41.887	49.389	2:31.276 (3)	70.65	0.360	11:51:31.984

P8	63 R	Keith BADGER	MZ -			
IDEAL LAP TIME : 2:29.833		BEST LAP TIME : 2:29.864		DIFFERENCE : 0.031		

LAP	SECTOR 1	SECTOR 2	LAP TIME	MPH	DIFF	TIME OF DAY
1 -		50.898	2:39.634	66.95	9.770	11:38:52.512
2 -	1:43.474	51.194	2:34.668	69.10	4.804	11:41:27.180
3 -	1:42.329	49.485	2:31.814 (3)	70.40	1.950	11:43:58.994
4 -	1:41.812	50.120	2:31.932	70.34	2.068	11:46:30.926
5 -	1:40.516	49.348	2:29.864 (1)	71.31		11:49:00.790
6 -	1:42.183	49.317	2:31.500 (2)	70.54	1.636	11:51:32.290

P9	15	Andy MOFFAT	MZ - gills office			
IDEAL LAP TIME : 2:31.777		BEST LAP TIME : 2:32.706		DIFFERENCE : 0.929		

LAP	SECTOR 1	SECTOR 2	LAP TIME	MPH	DIFF	TIME OF DAY
1 -		50.880	2:41.394	66.22	8.688	11:38:54.272
2 -	1:42.180	50.526	2:32.706 (1)	69.99		11:41:26.978
3 -	1:42.992	50.390	2:33.382 (2)	69.68	0.676	11:44:00.360
4 -	1:41.387	52.176	2:33.563 (3)	69.60	0.857	11:46:33.923
5 -	1:43.247	51.117	2:34.364	69.23	1.658	11:49:08.287
6 -	1:44.576	53.740	2:38.316	67.51	5.610	11:51:46.603

P10	66	Mark VINCENT	MZ - Putoline			
IDEAL LAP TIME : 2:34.362		BEST LAP TIME : 2:34.362		DIFFERENCE : 0.000		

LAP	SECTOR 1	SECTOR 2	LAP TIME	MPH	DIFF	TIME OF DAY
1 -		54.787	2:50.892	62.54	16.530	11:39:03.770
2 -	1:45.035	52.061	2:37.096 (3)	68.03	2.734	11:41:40.866
3 -	1:45.189	51.867	2:37.056 (2)	68.05	2.694	11:44:17.922
4 -	1:44.736	52.420	2:37.156	68.00	2.794	11:46:55.078
5 -	1:45.060	52.639	2:37.699	67.77	3.337	11:49:32.777
6 -	1:43.214	51.148	2:34.362 (1)	69.24		11:52:07.139

P11	23 R	Brian SKINNER	MZ - ASK Plumbing & Heating Centre Ltd			
IDEAL LAP TIME : 2:34.875		BEST LAP TIME : 2:36.360		DIFFERENCE : 1.485		

LAP	SECTOR 1	SECTOR 2	LAP TIME	MPH	DIFF	TIME OF DAY
1 -		53.742	2:48.570	63.40	12.210	11:39:01.448
2 -	1:46.243	52.306	2:38.549	67.41	2.189	11:41:39.997
3 -	1:45.113	53.209	2:38.322	67.50	1.962	11:44:18.319
4 -	1:43.902	53.690	2:37.592 (3)	67.82	1.232	11:46:55.911
5 -	1:43.917	52.443	2:36.360 (1)	68.35		11:49:32.271
6 -	1:46.047	50.973	2:37.020 (2)	68.06	0.660	11:52:09.291

P12	43	Daniel BARFORD	MZ - Aspire racing			
IDEAL LAP TIME : 2:37.328		BEST LAP TIME : 2:37.328		DIFFERENCE : 0.000		

LAP	SECTOR 1	SECTOR 2	LAP TIME	MPH	DIFF	TIME OF DAY
1 -		51.381	2:40.418 (2)	66.62	3.090	11:38:53.296
2 -	1:45.970	51.358	2:37.328 (1)	67.93		11:41:30.624
3 -	1:47.491	53.072	2:40.563 (3)	66.56	3.235	11:44:11.187

Weather / Track : Cloudy / Dry

Snetterton 300
Circuit Length = 2.9689 miles
Start: 11:36 Flag 11:50 End: 11:53

BMCRC - MRO Championships 2016 - Rnd 9 @ Snetterton 300

Chilton Motors BMZRC 250 MZ

RACE 3 - SECTOR ANALYSIS

SECTOR 1 = FL to I1, SECTOR 2 = I1 to FL, DIFF = Difference To Personal Best Lap

4 -	1:48.059	53.176	2:41.235	66.28	3.907	11:46:52.422
5 -	1:49.424	52.430	2:41.854	66.03	4.526	11:49:34.276
6 -	1:48.034	52.698	2:40.732	66.49	3.404	11:52:15.008

P13	3	Max MAUD	MZ -			
IDEAL LAP TIME : 2:40.096		BEST LAP TIME : 2:40.581		DIFFERENCE : 0.485		
LAP	SECTOR 1	SECTOR 2	LAP TIME	MPH	DIFF	TIME OF DAY
1 -		57.164	2:53.245	61.69	12.664	11:39:06.123
2 -	1:47.238	53.343	2:40.581 (1)	66.55		11:41:46.704
3 -	1:49.560	55.082	2:44.642	64.91	4.061	11:44:31.346
4 -	1:47.305	53.562	2:40.867 (2)	66.44	0.286	11:47:12.213
5 -	1:46.840	54.608	2:41.448	66.20	0.867	11:49:53.661
6 -	1:48.131	53.256	2:41.387 (3)	66.22	0.806	11:52:35.048

P14	38	Chris PETTET	MZ -			
IDEAL LAP TIME : 2:39.572		BEST LAP TIME : 2:39.572		DIFFERENCE : 0.000		
LAP	SECTOR 1	SECTOR 2	LAP TIME	MPH	DIFF	TIME OF DAY
1 -		56.359	2:52.582	61.93	13.010	11:39:05.460
2 -	1:46.642	56.071	2:42.713 (3)	65.68	3.141	11:41:48.173
3 -	1:48.114	55.533	2:43.647	65.31	4.075	11:44:31.820
4 -	1:48.388	54.641	2:43.029	65.55	3.457	11:47:14.849
5 -	1:45.826	53.746	2:39.572 (1)	66.97		11:49:54.421
6 -	1:47.489	54.191	2:41.680 (2)	66.10	2.108	11:52:36.101

P15	113 R	Liam NEWMAN	MZ - ASK Plumbing & Heating Center Ltd			
IDEAL LAP TIME : 2:41.122		BEST LAP TIME : 2:41.303		DIFFERENCE : 0.181		
LAP	SECTOR 1	SECTOR 2	LAP TIME	MPH	DIFF	TIME OF DAY
1 -		54.559	2:50.428	62.71	9.125	11:39:03.306
2 -	1:47.627	54.751	2:42.378	65.82	1.075	11:41:45.684
3 -	1:50.422	55.862	2:46.284	64.27	4.981	11:44:31.968
4 -	1:47.475	54.121	2:41.596 (3)	66.14	0.293	11:47:13.564
5 -	1:47.656	53.647	2:41.303 (1)	66.26		11:49:54.867
6 -	1:47.486	54.041	2:41.527 (2)	66.16	0.224	11:52:36.394

P16	31	David BIGNELL	MZ -			
IDEAL LAP TIME : 2:41.195		BEST LAP TIME : 2:41.195		DIFFERENCE : 0.000		
LAP	SECTOR 1	SECTOR 2	LAP TIME	MPH	DIFF	TIME OF DAY
1 -		55.412	2:51.093	62.46	9.898	11:39:03.971
2 -	1:49.610	54.753	2:44.363	65.02	3.168	11:41:48.334
3 -	1:48.610	55.653	2:44.263	65.06	3.068	11:44:32.597
4 -	1:48.908	53.706	2:42.614 (3)	65.72	1.419	11:47:15.211
5 -	1:47.967	53.228	2:41.195 (1)	66.30		11:49:56.406
6 -	1:48.824	53.729	2:42.553 (2)	65.75	1.358	11:52:38.959

P17	25 R	Chris CHADDERTON	MZ -			
IDEAL LAP TIME : 2:43.308		BEST LAP TIME : 2:43.308		DIFFERENCE : 0.000		
LAP	SECTOR 1	SECTOR 2	LAP TIME	MPH	DIFF	TIME OF DAY
1 -		54.624	2:53.517	61.59	10.209	11:39:06.395
2 -	1:50.750	54.499	2:45.249	64.67	1.941	11:41:51.644
3 -	1:50.695	54.093	2:44.788	64.85	1.480	11:44:36.432
4 -	1:49.934	54.174	2:44.108 (2)	65.12	0.800	11:47:20.540
5 -	1:49.837	54.426	2:44.263 (3)	65.06	0.955	11:50:04.803
6 -	1:49.352	53.956	2:43.308 (1)	65.44		11:52:48.111

P18	30	Malcolm HOWELL	MZ -			
IDEAL LAP TIME : 2:50.374		BEST LAP TIME : 2:50.601		DIFFERENCE : 0.227		
LAP	SECTOR 1	SECTOR 2	LAP TIME	MPH	DIFF	TIME OF DAY
1 -		56.014	2:58.312	59.94	7.711	11:39:11.190

Weather / Track : Cloudy / Dry

Snetterton 300
Circuit Length = 2.9689 miles
Start: 11:36 Flag 11:50 End: 11:53

BMCRC - MRO Championships 2016 - Rnd 9 @ Snetterton 300

Chilton Motors BMZRC 250 MZ

RACE 3 - SECTOR ANALYSIS

SECTOR 1 = FL to I1, SECTOR 2 = I1 to FL, DIFF = Difference To Personal Best Lap

2 -	1:54.800	57.841	2:52.641 (3)	61.90	2.040	11:42:03.831
3 -	1:54.360	56.241	2:50.601 (1)	62.64		11:44:54.432
4 -	1:55.243	57.970	2:53.213	61.70	2.612	11:47:47.645
5 -	1:56.523	57.542	2:54.065	61.40	3.464	11:50:41.710
6 -	1:55.679	56.882	2:52.561 (2)	61.93	1.960	11:53:34.271

P19 26 R Andy HOWLETT

MZ - tony holmshaw hs racing

IDEAL LAP TIME : 2:51.702 BEST LAP TIME : 2:51.702 DIFFERENCE : 0.000

LAP	SECTOR 1	SECTOR 2	LAP TIME	MPH	DIFF	TIME OF DAY
1 -		58.846	3:03.251	58.32	11.549	11:39:16.129
2 -	1:57.759	58.482	2:56.241	60.64	4.539	11:42:12.370
3 -	1:57.097	58.510	2:55.607 (3)	60.86	3.905	11:45:07.977
4 -	1:55.449	59.057	2:54.506 (2)	61.24	2.804	11:48:02.483
5 -	1:54.581	57.121	2:51.702 (1)	62.24		11:50:54.185

P20 5 Garry SAMETT

MZ - smallmouse

IDEAL LAP TIME : 2:35.045 BEST LAP TIME : 2:35.045 DIFFERENCE : 0.000

LAP	SECTOR 1	SECTOR 2	LAP TIME	MPH	DIFF	TIME OF DAY
1 -		53.352	2:48.439 (3)	63.45	13.394	11:39:01.317
2 -	1:45.277	51.119	2:36.396 (2)	68.33	1.351	11:41:37.713
3 -	1:44.356	50.689	2:35.045 (1)	68.93		11:44:12.758

P21 19 Dave HIGGINS

MZ -

IDEAL LAP TIME : 2:59.710 BEST LAP TIME : 3:00.905 DIFFERENCE : 1.195

LAP	SECTOR 1	SECTOR 2	LAP TIME	MPH	DIFF	TIME OF DAY
1 -		58.658	3:04.499 (2)	57.93	3.594	11:39:17.377
2 -	2:01.052	59.853	3:00.905 (1)	59.08		11:42:18.282

BMCRC - MRO Championships 2016 - Rnd 9 @ Snetterton 300

Chilton Motors BMZRC 250 MZ

RACE 3 - BEST SECTORS

SECTOR 1			SECTOR 2			IDEAL / BEST COMPARISON						
POS	NO	NAME	TIME	NO	NAME	TIME	POS	NO	NAME	IDEAL	BEST	DIFF
									PERFECT LAP	2:22.548		
1	75	WOODALL	1:35.796	75	WOODALL	46.752	1	75	WOODALL	2:22.548	2:22.764	0.216
2	37	STIMPSON	1:35.962	37	STIMPSON	46.763	2	37	STIMPSON	2:22.725	2:22.940	0.215
3	44	DESSOY	1:37.064	85	WALES	47.849	3	44	DESSOY	2:25.217	2:25.217	0.000
4	85	WALES	1:37.688	44	DESSOY	48.153	4	85	WALES	2:25.537	2:26.257	0.720
5	9	HOWLETT	1:37.711	9	HOWLETT	48.422	5	9	HOWLETT	2:26.133	2:26.526	0.393
6	114	ANDERSON	1:39.146	114	ANDERSON	48.906	6	114	ANDERSON	2:28.052	2:28.597	0.545
7	63	BADGER	1:40.516	63	BADGER	49.317	7	63	BADGER	2:29.833	2:29.864	0.031
8	20	WATSON	1:41.115	20	WATSON	49.389	8	20	WATSON	2:30.504	2:30.916	0.412
9	15	MOFFAT	1:41.387	15	MOFFAT	50.390	9	15	MOFFAT	2:31.777	2:32.706	0.929
10	66	VINCENT	1:43.214	5	SAMETT	50.689	10	66	VINCENT	2:34.362	2:34.362	0.000
11	23	SKINNER	1:43.902	23	SKINNER	50.973	11	23	SKINNER	2:34.875	2:36.360	1.485
12	5	SAMETT	1:44.356	66	VINCENT	51.148	12	5	SAMETT	2:35.045	2:35.045	0.000
13	38	PETTET	1:45.826	43	BARFORD	51.358	13	43	BARFORD	2:37.328	2:37.328	0.000
14	43	BARFORD	1:45.970	31	BIGNELL	53.228	14	38	PETTET	2:39.572	2:39.572	0.000
15	3	MAUD	1:46.840	3	MAUD	53.256	15	3	MAUD	2:40.096	2:40.581	0.485
16	113	NEWMAN	1:47.475	113	NEWMAN	53.647	16	113	NEWMAN	2:41.122	2:41.303	0.181
17	31	BIGNELL	1:47.967	38	PETTET	53.746	17	31	BIGNELL	2:41.195	2:41.195	0.000
18	25	CHADDERTON	1:49.352	25	CHADDERTON	53.956	18	25	CHADDERTON	2:43.308	2:43.308	0.000
19	30	HOWELL	1:54.360	30	HOWELL	56.014	19	30	HOWELL	2:50.374	2:50.601	0.227
20	26	HOWLETT	1:54.581	26	HOWLETT	57.121	20	26	HOWLETT	2:51.702	2:51.702	0.000
21	19	HIGGINS	2:01.052	19	HIGGINS	58.658	21	19	HIGGINS	2:59.710	3:00.905	1.195
22												
23												

Weather / Track : Cloudy / Dry

Results can be found at www.tsl-timing.com

Snetterton 300

Circuit Length = 2.9689 miles

Start: 11:36 Flag 11:50 End: 11:53

Printed - 11:57 Sunday, 18 September 2016

BMCRC - MRO Championships 2016 - Rnd 9 @ Snetterton 300

Chilton Motors BMZRC 250 MZ

RACE 12 - CLASSIFICATION

POS	NO	CL	PIC NAME	ENTRY	LAPS	TIME	GAP	DIFF	MPH	BEST	ON
1	95		1 Christopher ROGERS	MZ - CB Racing	6	14:20.590			74.51	2:20.940	6
2	37		2 Dean STIMPSON	MZ -	6	14:22.010	1.420	1.420	74.39	2:21.349	5
3	75		3 Peter WOODALL	MZ - Core Projects Ltd	6	14:22.044	1.454	0.034	74.39	2:21.011	5
4	96		4 Chris KENT	MZ -	6	14:38.981	18.391	16.937	72.95	2:23.800	2
5	85		5 Andrew WALES	MZ - Illuminated Design LTD	6	14:45.333	24.743	6.352	72.43	2:26.341	3
6	44		6 Robert DESSOY	MZ - Dessoy Racing	6	14:46.323	25.733	0.990	72.35	2:26.246	2
7	9		7 Gary HOWLETT	MZ - HS Racing	6	15:06.333	45.743	20.010	70.75	2:29.374	5
8	63	R	1 Keith BADGER	MZ -	6	15:11.577	50.987	5.244	70.34	2:28.737	6
9	20		8 Christopher WATSON	MZ - Expert Locksmiths Medway	6	15:16.071	55.481	4.494	70.00	2:29.864	4
10	114		9 Ryan ANDERSON	MZ -	6	15:18.384	57.794	2.313	69.82	2:30.617	5
11	15		10 Andy MOFFAT	MZ - gills office	6	15:30.168	1:09.578	11.784	68.94	2:31.889	3
12	5		11 Garry SAMETT	MZ - smallmouse	6	15:47.867	1:27.277	17.699	67.65	2:33.853	4
13	66		12 Mark VINCENT	MZ - Putoline	6	15:52.849	1:32.259	4.982	67.30	2:36.120	6
14	38		13 Chris PETTET	MZ -	6	16:21.054	2:00.464	28.205	65.36	2:39.705	6
15	113	R	2 Liam NEWMAN	MZ - ASK Plumbing & Heating Center Ltd	6	16:29.914	2:09.324	8.860	64.78	2:40.995	2
16	25	R	3 Chris CHADDERTON	MZ -	6	16:30.806	2:10.216	0.892	64.72	2:41.530	6
17	31		14 David BIGNELL	MZ -	6	16:54.836	2:34.246	24.030	63.19	2:45.420	3
18	26	R	4 Andy HOWLETT	MZ - tony holmshaw hs racing	5	14:38.377	1 Lap	1 Lap	60.83	2:50.809	5
19	19		15 Dave HIGGINS	MZ -	5	14:40.442	1 Lap	2.065	60.69	2:51.705	4

NOT CLASSIFIED

DNF	43		Daniel BARFORD	MZ - Aspire racing	4	10:13.514	2 Laps	1 Lap	69.68	2:30.494	4
DNF	23	R	Brian SKINNER	MZ - ASK Plumbing & Heating Centre Ltd	4	10:39.899	2 Laps	26.385	66.81	2:34.304	4
DNF	3*		Max MAUD	MZ -	4	11:02.107	2 Laps	22.208	64.57	2:39.849	3
DNF	68		Graham GARRIQUES	MZ -	1	2:40.523	5 Laps	3 Laps	66.58	2:40.523	1
DNF	30		Malcolm HOWELL	MZ -	0						

FASTEST LAP

95		Christopher ROGERS	MZ - CB Racing	6	2:20.940	75.83 mph	122.04 kph
63	R	Keith BADGER	MZ -	6	2:28.737	71.85 mph	115.64 kph

No. 3 - 10 second penalty - jump start
Class - 90% of Race Speed = 67.05 mph
Class R - 90% of Race Speed = 63.30 mph

Snetterton 300
 Circuit Length = 2.9689 miles
 Start: 15:17 Flag 15:32 End: 15:35

Weather / Track : Cloudy / Dry

These results are provisional until the conclusion of any judicial and technical matters.

Clerk Of Course :	Timekeeper :
-------------------	--------------

Results can be found at www.tsl-timing.com

Printed - 15:38 Sunday, 18 September 2016



BMCRC - MRO Championships 2016 - Rnd 9 @ Snetterton 300

Chilton Motors BMZRC 250 MZ

RACE 12 - LAP CHART

LAP 1 @ 15:20:28.085

NO	BEHIND	LAP TIME
37		2:29.822
75	0.095	2:29.917
85	2.487	2:32.309
95	2.611	2:32.433
44	2.762	2:32.584
9	4.826	2:34.648
96	5.175	2:34.997
63	9.007	2:38.829
15	9.096	2:38.918
43	9.413	2:39.235
20	10.221	2:40.043
68	10.701	2:40.523
114	10.976	2:40.798
23	18.989	2:48.811
66	19.605	2:49.427
5	19.933	2:49.755
3	20.387	2:50.209
113	20.506	2:50.328
38	21.222	2:51.044
25	22.874	2:52.696
31	22.926	2:52.748
19	33.368	3:03.190
26	33.585	3:03.407

LAP 2 @ 15:22:51.547

NO	BEHIND	LAP TIME
37		2:23.462
75	0.098	2:23.465
95	2.203	2:23.054
85	5.493	2:26.468
96	5.513	2:23.800
44	5.546	2:26.246
9	12.055	2:30.691
63	18.148	2:32.603
43	18.266	2:32.315
114	19.158	2:31.644
20	19.242	2:32.483
15	19.307	2:33.673
66	33.349	2:37.206
5	35.094	2:38.623
23	35.725	2:40.198
3	37.126	2:40.201
113	38.039	2:40.995
38	39.463	2:41.703
25	44.689	2:45.277
31	46.518	2:47.054
19	1:07.244	2:57.338
26	1:07.832	2:57.709

LAP 3 @ 15:25:14.455

NO	BEHIND	LAP TIME
75		2:22.810
37	0.068	2:22.976
95	0.469	2:21.174
96	6.522	2:23.917
85	8.926	2:26.341
44	9.113	2:26.475
9	20.004	2:30.857
63	26.707	2:31.467
43	26.828	2:31.470
15	28.288	2:31.889

20	29.437	2:33.103
114	30.065	2:33.815
66	47.257	2:36.816
5	48.492	2:36.306
23	49.403	2:36.586
3	54.067	2:39.849
113	58.381	2:43.250
38	58.820	2:42.265
25	1:06.536	2:44.755
31	1:09.030	2:45.420
26	1:38.051	2:53.127
19	1:39.882	2:55.546

LAP 4 @ 15:27:36.818

NO	BEHIND	LAP TIME
95		2:21.894
37	0.642	2:22.937
75	0.897	2:23.260
96	8.777	2:24.618
85	12.911	2:26.348
44	13.340	2:26.590
9	28.153	2:30.512
63	34.857	2:30.513
43	34.959	2:30.494
20	36.938	2:29.864
114	38.445	2:30.743
15	38.780	2:32.855
5	59.982	2:33.853
23	1:01.344	2:34.304
66	1:01.682	2:36.788
3	1:13.552	2:41.848
113	1:21.057	2:45.039
38	1:21.727	2:45.270
25	1:27.128	2:42.955
31	1:35.250	2:48.583
26	2:09.013	2:53.325
19	2:09.224	2:51.705

LAP 5 @ 15:29:57.913

NO	BEHIND	LAP TIME
95		2:21.095
75	0.813	2:21.011
37	0.896	2:21.349
96	13.089	2:25.407
85	18.729	2:26.913
44	19.761	2:27.516
9	36.432	2:29.374
63	43.190	2:29.428
20	46.172	2:30.329
114	47.967	2:30.617
15	52.862	2:35.177
5	1:14.184	2:35.297
66	1:17.079	2:36.492
38	1:41.699	2:41.067
113	1:44.941	2:44.979
25	1:49.626	2:43.593
31	2:04.565	2:50.410

LAP 6 @ 15:32:18.853

NO	BEHIND	LAP TIME
95		2:20.940
37	1.420	2:21.464
75	1.454	2:21.581

26	1 Lap	2:50.809
96	18.391	2:26.242
19	1 Lap	2:52.663
85	24.743	2:26.954
44	25.733	2:26.912
9	45.743	2:30.251
63	50.987	2:28.737
20	55.481	2:30.249
114	57.794	2:30.767
15	1:09.578	2:37.656
5	1:27.277	2:34.033
66	1:32.259	2:36.120
38	2:00.464	2:39.705
113	2:09.324	2:45.323
25	2:10.216	2:41.530
31	2:34.246	2:50.621

Weather / Track : Cloudy / Dry

Results can be found at www.tsl-timing.com

Snetterton 300
Circuit Length = 2.9689 miles
Start: 15:17 Flag 15:32 End: 15:35

Printed - 15:39 Sunday, 18 September 2016

BMCRC - MRO Championships 2016 - Rnd 9 @ Snetterton 300

Chilton Motors BMZRC 250 MZ

RACE 12 - SECTOR ANALYSIS

SECTOR 1 = FL to I1, SECTOR 2 = I1 to FL, DIFF = Difference To Personal Best Lap

P1 95 Christopher ROGERS		MZ - CB Racing				
IDEAL LAP TIME : 2:20.712		BEST LAP TIME : 2:20.940		DIFFERENCE : 0.228		
LAP	SECTOR 1	SECTOR 2	LAP TIME	MPH	DIFF	TIME OF DAY
1 -		47.154	2:32.433	70.11	11.493	15:20:30.696
2 -	1:36.509	46.545	2:23.054	74.71	2.114	15:22:53.750
3 -	1:35.043	46.131	2:21.174 (3)	75.70	0.234	15:25:14.924
4 -	1:35.655	46.239	2:21.894	75.32	0.954	15:27:36.818
5 -	1:35.154	45.941	2:21.095 (2)	75.75	0.155	15:29:57.913
6 -	1:34.771	46.169	2:20.940 (1)	75.83		15:32:18.853

P2 37 Dean STIMPSON		MZ -				
IDEAL LAP TIME : 2:21.324		BEST LAP TIME : 2:21.349		DIFFERENCE : 0.025		
LAP	SECTOR 1	SECTOR 2	LAP TIME	MPH	DIFF	TIME OF DAY
1 -		47.737	2:29.822	71.33	8.473	15:20:28.085
2 -	1:36.423	47.039	2:23.462	74.50	2.113	15:22:51.547
3 -	1:36.117	46.859	2:22.976	74.75	1.627	15:25:14.523
4 -	1:36.215	46.722	2:22.937 (3)	74.77	1.588	15:27:37.460
5 -	1:34.980	46.369	2:21.349 (1)	75.61		15:29:58.809
6 -	1:35.120	46.344	2:21.464 (2)	75.55	0.115	15:32:20.273

P3 75 Peter WOODALL		MZ - Core Projects Ltd				
IDEAL LAP TIME : 2:20.716		BEST LAP TIME : 2:21.011		DIFFERENCE : 0.295		
LAP	SECTOR 1	SECTOR 2	LAP TIME	MPH	DIFF	TIME OF DAY
1 -		47.897	2:29.917	71.29	8.906	15:20:28.180
2 -	1:36.405	47.060	2:23.465	74.49	2.454	15:22:51.645
3 -	1:36.005	46.805	2:22.810 (3)	74.84	1.799	15:25:14.455
4 -	1:36.132	47.128	2:23.260	74.60	2.249	15:27:37.715
5 -	1:34.666	46.345	2:21.011 (1)	75.79		15:29:58.726
6 -	1:34.371	47.210	2:21.581 (2)	75.49	0.570	15:32:20.307

P4 96 Chris KENT		MZ -				
IDEAL LAP TIME : 2:23.674		BEST LAP TIME : 2:23.800		DIFFERENCE : 0.126		
LAP	SECTOR 1	SECTOR 2	LAP TIME	MPH	DIFF	TIME OF DAY
1 -		47.672	2:34.997	68.95	11.197	15:20:33.260
2 -	1:36.272	47.528	2:23.800 (1)	74.32		15:22:57.060
3 -	1:36.515	47.402	2:23.917 (2)	74.26	0.117	15:25:20.977
4 -	1:37.080	47.538	2:24.618 (3)	73.90	0.818	15:27:45.595
5 -	1:37.657	47.750	2:25.407	73.50	1.607	15:30:11.002
6 -	1:38.379	47.863	2:26.242	73.08	2.442	15:32:37.244

P5 85 Andrew WALES		MZ - Illuminated Design LTD				
IDEAL LAP TIME : 2:25.974		BEST LAP TIME : 2:26.341		DIFFERENCE : 0.367		
LAP	SECTOR 1	SECTOR 2	LAP TIME	MPH	DIFF	TIME OF DAY
1 -		48.546	2:32.309	70.17	5.968	15:20:30.572
2 -	1:38.307	48.161	2:26.468 (3)	72.97	0.127	15:22:57.040
3 -	1:38.330	48.011	2:26.341 (1)	73.03		15:25:23.381
4 -	1:37.963	48.385	2:26.348 (2)	73.03	0.007	15:27:49.729
5 -	1:38.670	48.243	2:26.913	72.75	0.572	15:30:16.642
6 -	1:38.759	48.195	2:26.954	72.73	0.613	15:32:43.596

P6 44 Robert DESOY		MZ - Dessoy Racing				
IDEAL LAP TIME : 2:25.678		BEST LAP TIME : 2:26.246		DIFFERENCE : 0.568		
LAP	SECTOR 1	SECTOR 2	LAP TIME	MPH	DIFF	TIME OF DAY
1 -		49.222	2:32.584	70.04	6.338	15:20:30.847
2 -	1:37.493	48.753	2:26.246 (1)	73.08		15:22:57.093
3 -	1:38.265	48.210	2:26.475 (2)	72.96	0.229	15:25:23.568
4 -	1:37.755	48.835	2:26.590 (3)	72.91	0.344	15:27:50.158
5 -	1:39.042	48.474	2:27.516	72.45	1.270	15:30:17.674

Snetterton 300

Circuit Length = 2.9689 miles

Start: 15:17 Flag 15:32 End: 15:35

Weather / Track : Cloudy / Dry

BMCRC - MRO Championships 2016 - Rnd 9 @ Snetterton 300

Chilton Motors BMZRC 250 MZ

RACE 12 - SECTOR ANALYSIS

SECTOR 1 = FL to I1, SECTOR 2 = I1 to FL, DIFF = Difference To Personal Best Lap

6 - 1:38.727 **48.185** 2:26.912 72.75 0.666 15:32:44.586

P7 9 Gary HOWLETT		MZ - HS Racing				
IDEAL LAP TIME : 2:29.374		BEST LAP TIME : 2:29.374		DIFFERENCE : 0.000		
LAP	SECTOR 1	SECTOR 2	LAP TIME	MPH	DIFF	TIME OF DAY
1 -		49.432	2:34.648	69.11	5.274	15:20:32.911
2 -	1:41.156	49.535	2:30.691	70.92	1.317	15:23:03.602
3 -	1:41.797	49.060	2:30.857	70.84	1.483	15:25:34.459
4 -	1:41.437	49.075	2:30.512 (3)	71.01	1.138	15:28:04.971
5 -	1:40.605	48.769	2:29.374 (1)	71.55		15:30:34.345
6 -	1:40.767	49.484	2:30.251 (2)	71.13	0.877	15:33:04.596

P8 63 R Keith BADGER		MZ -				
IDEAL LAP TIME : 2:28.737		BEST LAP TIME : 2:28.737		DIFFERENCE : 0.000		
LAP	SECTOR 1	SECTOR 2	LAP TIME	MPH	DIFF	TIME OF DAY
1 -		50.412	2:38.829	67.29	10.092	15:20:37.092
2 -	1:42.591	50.012	2:32.603	70.03	3.866	15:23:09.695
3 -	1:41.908	49.559	2:31.467	70.56	2.730	15:25:41.162
4 -	1:41.274	49.239	2:30.513 (3)	71.01	1.776	15:28:11.675
5 -	1:40.226	49.202	2:29.428 (2)	71.52	0.691	15:30:41.103
6 -	1:39.971	48.766	2:28.737 (1)	71.85		15:33:09.840

P9 20 Christopher WATSON		MZ - Expert Locksmiths Medway				
IDEAL LAP TIME : 2:29.696		BEST LAP TIME : 2:29.864		DIFFERENCE : 0.168		
LAP	SECTOR 1	SECTOR 2	LAP TIME	MPH	DIFF	TIME OF DAY
1 -		51.381	2:40.043	66.78	10.179	15:20:38.306
2 -	1:41.825	50.658	2:32.483	70.09	2.619	15:23:10.789
3 -	1:41.272	51.831	2:33.103	69.80	3.239	15:25:43.892
4 -	1:40.318	49.546	2:29.864 (1)	71.31		15:28:13.756
5 -	1:40.951	49.378	2:30.329 (3)	71.09	0.465	15:30:44.085
6 -	1:40.805	49.444	2:30.249 (2)	71.13	0.385	15:33:14.334

P10 114 Ryan ANDERSON		MZ -				
IDEAL LAP TIME : 2:29.664		BEST LAP TIME : 2:30.617		DIFFERENCE : 0.953		
LAP	SECTOR 1	SECTOR 2	LAP TIME	MPH	DIFF	TIME OF DAY
1 -		52.312	2:40.798	66.46	10.181	15:20:39.061
2 -	1:41.254	50.390	2:31.644	70.48	1.027	15:23:10.705
3 -	1:40.994	52.821	2:33.815	69.48	3.198	15:25:44.520
4 -	1:39.992	50.751	2:30.743 (2)	70.90	0.126	15:28:15.263
5 -	1:40.945	49.672	2:30.617 (1)	70.96		15:30:45.880
6 -	1:40.725	50.042	2:30.767 (3)	70.89	0.150	15:33:16.647

P11 15 Andy MOFFAT		MZ - gills office				
IDEAL LAP TIME : 2:31.889		BEST LAP TIME : 2:31.889		DIFFERENCE : 0.000		
LAP	SECTOR 1	SECTOR 2	LAP TIME	MPH	DIFF	TIME OF DAY
1 -		51.030	2:38.918	67.25	7.029	15:20:37.181
2 -	1:42.691	50.982	2:33.673 (3)	69.55	1.784	15:23:10.854
3 -	1:40.967	50.922	2:31.889 (1)	70.36		15:25:42.743
4 -	1:41.419	51.436	2:32.855 (2)	69.92	0.966	15:28:15.598
5 -	1:43.780	51.397	2:35.177	68.87	3.288	15:30:50.775
6 -	1:44.964	52.692	2:37.656	67.79	5.767	15:33:28.431

P12 5 Garry SAMETT		MZ - smallmouse				
IDEAL LAP TIME : 2:33.853		BEST LAP TIME : 2:33.853		DIFFERENCE : 0.000		
LAP	SECTOR 1	SECTOR 2	LAP TIME	MPH	DIFF	TIME OF DAY
1 -		53.863	2:49.755	62.96	15.902	15:20:48.018
2 -	1:45.755	52.868	2:38.623	67.38	4.770	15:23:26.641
3 -	1:45.222	51.084	2:36.306	68.37	2.453	15:26:02.947

Snetterton 300

Circuit Length = 2.9689 miles

Start: 15:17 Flag 15:32 End: 15:35

Weather / Track : Cloudy / Dry

BMCRC - MRO Championships 2016 - Rnd 9 @ Snetterton 300

Chilton Motors BMZRC 250 MZ

RACE 12 - SECTOR ANALYSIS

SECTOR 1 = FL to I1, SECTOR 2 = I1 to FL, DIFF = Difference To Personal Best Lap

4 -	1:43.186	50.667	2:33.853 (1)	69.46		15:28:36.800
5 -	1:44.381	50.916	2:35.297 (3)	68.82	1.444	15:31:12.097
6 -	1:43.206	50.827	2:34.033 (2)	69.38	0.180	15:33:46.130

P13 66	Mark VINCENT		MZ - Putoline			
IDEAL LAP TIME : 2:35.713		BEST LAP TIME : 2:36.120		DIFFERENCE : 0.407		
LAP	SECTOR 1	SECTOR 2	LAP TIME	MPH	DIFF	TIME OF DAY
1 -		54.308	2:49.427	63.08	13.307	15:20:47.690
2 -	1:45.654	51.552	2:37.206	67.98	1.086	15:23:24.896
3 -	1:45.013	51.803	2:36.816	68.15	0.696	15:26:01.712
4 -	1:45.237	51.551	2:36.788 (3)	68.16	0.668	15:28:38.500
5 -	1:44.162	52.330	2:36.492 (2)	68.29	0.372	15:31:14.992
6 -	1:44.480	51.640	2:36.120 (1)	68.46		15:33:51.112

P14 38	Chris PETTET		MZ -			
IDEAL LAP TIME : 2:39.675		BEST LAP TIME : 2:39.705		DIFFERENCE : 0.030		
LAP	SECTOR 1	SECTOR 2	LAP TIME	MPH	DIFF	TIME OF DAY
1 -		54.565	2:51.044	62.48	11.339	15:20:49.307
2 -	1:47.528	54.175	2:41.703 (3)	66.09	1.998	15:23:31.010
3 -	1:47.400	54.865	2:42.265	65.86	2.560	15:26:13.275
4 -	1:49.111	56.159	2:45.270	64.67	5.565	15:28:58.545
5 -	1:46.475	54.592	2:41.067 (2)	66.35	1.362	15:31:39.612
6 -	1:46.505	53.200	2:39.705 (1)	66.92		15:34:19.317

P15 113 R	Liam NEWMAN		MZ - ASK Plumbing & Heating Center Ltd			
IDEAL LAP TIME : 2:40.995		BEST LAP TIME : 2:40.995		DIFFERENCE : 0.000		
LAP	SECTOR 1	SECTOR 2	LAP TIME	MPH	DIFF	TIME OF DAY
1 -		53.805	2:50.328	62.74	9.333	15:20:48.591
2 -	1:47.744	53.251	2:40.995 (1)	66.38		15:23:29.586
3 -	1:48.456	54.794	2:43.250 (2)	65.47	2.255	15:26:12.836
4 -	1:49.620	55.419	2:45.039	64.76	4.044	15:28:57.875
5 -	1:50.295	54.684	2:44.979 (3)	64.78	3.984	15:31:42.854
6 -	1:50.437	54.886	2:45.323	64.64	4.328	15:34:28.177

P16 25 R	Chris CHADDERTON		MZ -			
IDEAL LAP TIME : 2:41.530		BEST LAP TIME : 2:41.530		DIFFERENCE : 0.000		
LAP	SECTOR 1	SECTOR 2	LAP TIME	MPH	DIFF	TIME OF DAY
1 -		54.995	2:52.696	61.88	11.166	15:20:50.959
2 -	1:50.957	54.320	2:45.277	64.66	3.747	15:23:36.236
3 -	1:49.540	55.215	2:44.755	64.87	3.225	15:26:20.991
4 -	1:49.099	53.856	2:42.955 (2)	65.58	1.425	15:29:03.946
5 -	1:49.623	53.970	2:43.593 (3)	65.33	2.063	15:31:47.539
6 -	1:48.474	53.056	2:41.530 (1)	66.16		15:34:29.069

P17 31	David BIGNELL		MZ -			
IDEAL LAP TIME : 2:45.420		BEST LAP TIME : 2:45.420		DIFFERENCE : 0.000		
LAP	SECTOR 1	SECTOR 2	LAP TIME	MPH	DIFF	TIME OF DAY
1 -		54.985	2:52.748	61.87	7.328	15:20:51.011
2 -	1:52.151	54.903	2:47.054 (2)	63.97	1.634	15:23:38.065
3 -	1:50.659	54.761	2:45.420 (1)	64.61		15:26:23.485
4 -	1:52.261	56.322	2:48.583 (3)	63.39	3.163	15:29:12.068
5 -	1:54.115	56.295	2:50.410	62.71	4.990	15:32:02.478
6 -	1:54.212	56.409	2:50.621	62.64	5.201	15:34:53.099

P18 26 R	Andy HOWLETT		MZ - tony holmshaw hs racing			
IDEAL LAP TIME : 2:50.809		BEST LAP TIME : 2:50.809		DIFFERENCE : 0.000		
LAP	SECTOR 1	SECTOR 2	LAP TIME	MPH	DIFF	TIME OF DAY
1 -		59.074	3:03.407	58.27	12.598	15:21:01.670

Weather / Track : Cloudy / Dry

Snetterton 300
Circuit Length = 2.9689 miles
Start: 15:17 Flag 15:32 End: 15:35

BMCRC - MRO Championships 2016 - Rnd 9 @ Snetterton 300

Chilton Motors BMZRC 250 MZ

RACE 12 - SECTOR ANALYSIS

SECTOR 1 = FL to I1, SECTOR 2 = I1 to FL, DIFF = Difference To Personal Best Lap

2 -	1:58.794	58.915	2:57.709	60.14	6.900	15:23:59.379
3 -	1:56.182	56.945	2:53.127 (2)	61.73	2.318	15:26:52.506
4 -	1:54.985	58.340	2:53.325 (3)	61.66	2.516	15:29:45.831
5 -	1:54.747	56.062	2:50.809 (1)	62.57		15:32:36.640

P19	19	Dave HIGGINS	MZ -			
IDEAL LAP TIME : 2:51.330		BEST LAP TIME : 2:51.705	DIFFERENCE : 0.375			
LAP	SECTOR 1	SECTOR 2	LAP TIME	MPH	DIFF	TIME OF DAY
1 -		59.163	3:03.190	58.34	11.485	15:21:01.453
2 -	1:58.293	59.045	2:57.338	60.26	5.633	15:23:58.791
3 -	1:57.015	58.531	2:55.546 (3)	60.88	3.841	15:26:54.337
4 -	1:54.334	57.371	2:51.705 (1)	62.24		15:29:46.042
5 -	1:55.667	56.996	2:52.663 (2)	61.90	0.958	15:32:38.705

P20	43	Daniel BARFORD	MZ - Aspire racing			
IDEAL LAP TIME : 2:30.494		BEST LAP TIME : 2:30.494	DIFFERENCE : 0.000			
LAP	SECTOR 1	SECTOR 2	LAP TIME	MPH	DIFF	TIME OF DAY
1 -		49.547	2:39.235	67.12	8.741	15:20:37.498
2 -	1:42.350	49.965	2:32.315 (3)	70.17	1.821	15:23:09.813
3 -	1:41.860	49.610	2:31.470 (2)	70.56	0.976	15:25:41.283
4 -	1:41.447	49.047	2:30.494 (1)	71.01		15:28:11.777

P21	23 R	Brian SKINNER	MZ - ASK Plumbing & Heating Centre Ltd			
IDEAL LAP TIME : 2:34.304		BEST LAP TIME : 2:34.304	DIFFERENCE : 0.000			
LAP	SECTOR 1	SECTOR 2	LAP TIME	MPH	DIFF	TIME OF DAY
1 -		54.062	2:48.811	63.31	14.507	15:20:47.074
2 -	1:45.690	54.508	2:40.198 (3)	66.71	5.894	15:23:27.272
3 -	1:44.687	51.899	2:36.586 (2)	68.25	2.282	15:26:03.858
4 -	1:42.969	51.335	2:34.304 (1)	69.26		15:28:38.162

P22	3	Max MAUD	MZ -			
IDEAL LAP TIME : 2:39.556		BEST LAP TIME : 2:39.849	DIFFERENCE : 0.293			
LAP	SECTOR 1	SECTOR 2	LAP TIME	MPH	DIFF	TIME OF DAY
1 -		54.934	2:50.209	62.79	10.360	15:20:48.472
2 -	1:47.230	52.971	2:40.201 (2)	66.71	0.352	15:23:28.673
3 -	1:46.585	53.264	2:39.849 (1)	66.86		15:26:08.522
4 -	1:47.578	54.270	2:41.848 (3)	66.03	1.999	15:28:50.370

P23	68	Graham GARRIQUES	MZ -			
IDEAL LAP TIME :		BEST LAP TIME : 2:40.523	DIFFERENCE :			
LAP	SECTOR 1	SECTOR 2	LAP TIME	MPH	DIFF	TIME OF DAY
1 -		49.879	2:40.523 (1)	66.58		15:20:38.786

Weather / Track : Cloudy / Dry

Snetterton 300
Circuit Length = 2.9689 miles
Start: 15:17 Flag 15:32 End: 15:35

BMCRC - MRO Championships 2016 - Rnd 9 @ Snetterton 300

Chilton Motors BMZRC 250 MZ

RACE 12 - BEST SECTORS

SECTOR 1			SECTOR 2			IDEAL / BEST COMPARISON						
POS	NO	NAME	TIME	NO	NAME	TIME	POS	NO	NAME	IDEAL	BEST	DIFF
									PERFECT LAP	2:20.312		
1	75	WOODALL	1:34.371	95	ROGERS	45.941	1	95	ROGERS	2:20.712	2:20.940	0.228
2	95	ROGERS	1:34.771	37	STIMPSON	46.344	2	75	WOODALL	2:20.716	2:21.011	0.295
3	37	STIMPSON	1:34.980	75	WOODALL	46.345	3	37	STIMPSON	2:21.324	2:21.349	0.025
4	96	KENT	1:36.272	96	KENT	47.402	4	96	KENT	2:23.674	2:23.800	0.126
5	44	DESSOY	1:37.493	85	WALES	48.011	5	44	DESSOY	2:25.678	2:26.246	0.568
6	85	WALES	1:37.963	44	DESSOY	48.185	6	85	WALES	2:25.974	2:26.341	0.367
7	63	BADGER	1:39.971	63	BADGER	48.766	7	63	BADGER	2:28.737	2:28.737	0.000
8	114	ANDERSON	1:39.992	9	HOWLETT	48.769	8	9	HOWLETT	2:29.374	2:29.374	0.000
9	20	WATSON	1:40.318	43	BARFORD	49.047	9	114	ANDERSON	2:29.664	2:30.617	0.953
10	9	HOWLETT	1:40.605	20	WATSON	49.378	10	20	WATSON	2:29.696	2:29.864	0.168
11	15	MOFFAT	1:40.967	114	ANDERSON	49.672	11	43	BARFORD	2:30.494	2:30.494	0.000
12	43	BARFORD	1:41.447	68	GARRIQUES	49.879	12	15	MOFFAT	2:31.889	2:31.889	0.000
13	23	SKINNER	1:42.969	5	SAMETT	50.667	13	5	SAMETT	2:33.853	2:33.853	0.000
14	5	SAMETT	1:43.186	15	MOFFAT	50.922	14	23	SKINNER	2:34.304	2:34.304	0.000
15	66	VINCENT	1:44.162	23	SKINNER	51.335	15	66	VINCENT	2:35.713	2:36.120	0.407
16	38	PETTET	1:46.475	66	VINCENT	51.551	16	3	MAUD	2:39.556	2:39.849	0.293
17	3	MAUD	1:46.585	3	MAUD	52.971	17	38	PETTET	2:39.675	2:39.705	0.030
18	113	NEWMAN	1:47.744	25	CHADDERTON	53.056	18	113	NEWMAN	2:40.995	2:40.995	0.000
19	25	CHADDERTON	1:48.474	38	PETTET	53.200	19	25	CHADDERTON	2:41.530	2:41.530	0.000
20	31	BIGNELL	1:50.659	113	NEWMAN	53.251	20	31	BIGNELL	2:45.420	2:45.420	0.000
21	19	HIGGINS	1:54.334	31	BIGNELL	54.761	21	26	HOWLETT	2:50.809	2:50.809	0.000
22	26	HOWLETT	1:54.747	26	HOWLETT	56.062	22	19	HIGGINS	2:51.330	2:51.705	0.375
23				19	HIGGINS	56.996	23	68	GARRIQUES		2:40.523	
24												

Weather / Track : Cloudy / Dry

Results can be found at www.tsl-timing.com

Snetterton 300

Circuit Length = 2.9689 miles

Start: 15:17 Flag 15:32 End: 15:35

Printed - 15:39 Sunday, 18 September 2016



Formula 400 inc Sub 64 & Rookies

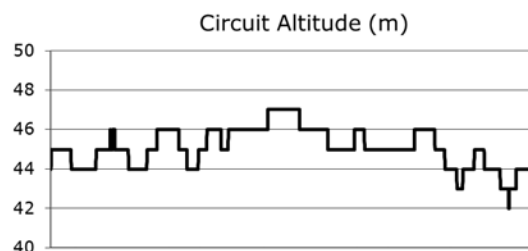
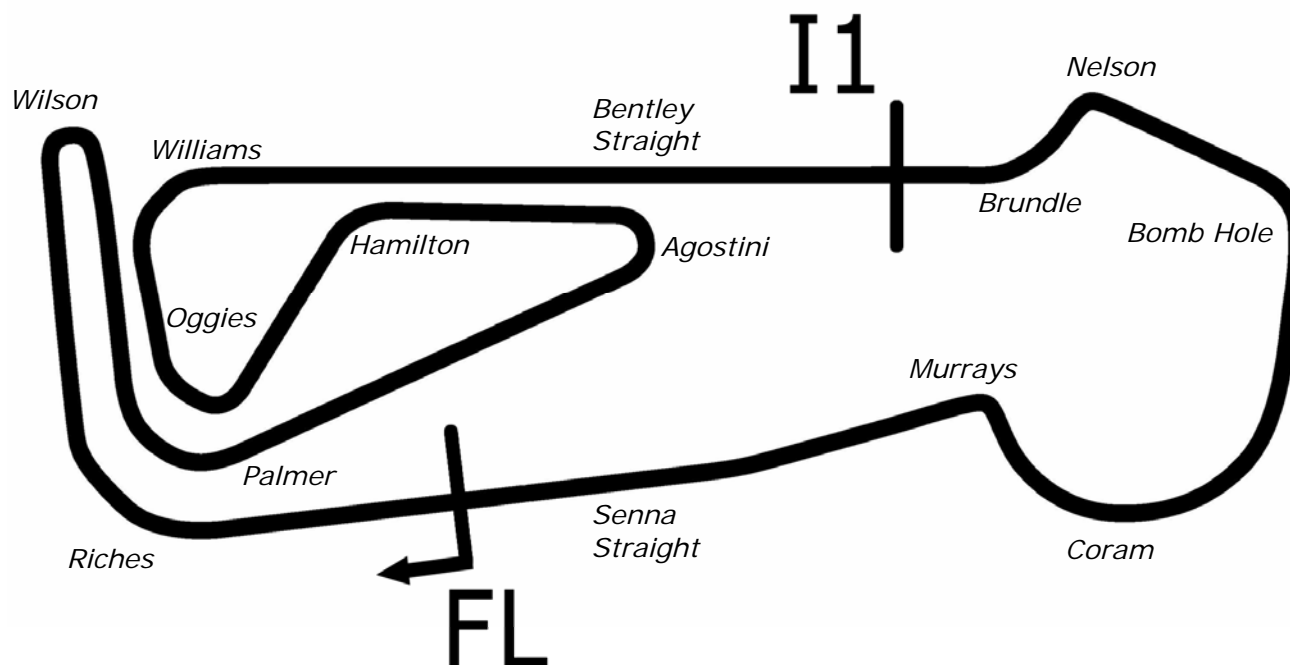
Snetterton 300

17th & 18th September 2016



Results Provided by Timing Solutions Ltd
www.tsl-timing.com

Snetterton 300



Length	2.9689 miles	4778.0 m	
FL		52.46340 N	0.94476 E
I1	3198m	52.46617 N	0.94964 E
Pit Entry	4572m	52.46364 N	0.94774 E
Pit Exit	40m after FL	52.46338 N	0.94420 E
Pit Entry-Pit Exit 246m, 14.7s @60kph, 11.0s @80kph			

All results available at www.tsl-timing.com

BMCRC - MRO Championships 2016 - Rnd 9 @ Snetterton 300



EDL Asia Formula 400 inc Sub 64 & Rookies

QUALIFYING - CLASSIFICATION

POS	NO	CL	PIC NAME	ENTRY	TIME	ON	LAPS	GAP	DIFF	MPH
1	114		1 Gary SMITH	Kawasaki - SDC/Mike Smith Tuning	2:24.822	4	4			73.80
2	2		2 Andrew GILL	Kawasaki - RMKD Racing	2:25.795	4	5	0.973	0.973	73.30
3	33	S	1 Carl JOHNSTONE	Yamaha - EDL Asia	2:25.987	4	5	1.165	0.192	73.21
4	86		3 Mathew SCOTT	Kawasaki -	2:26.793	3	4	1.971	0.806	72.81
5	3		4 Gary HENNING	Kawasaki - SGT motorcycles	2:27.661	4	4	2.839	0.868	72.38
6	23	S	2 Tham EVANS	Honda - Vanilla Electronics	2:28.998	4	4	4.176	1.337	71.73
7	127		5 Adam GREEN	Kawasaki - Royal Air Force Motorsport Association	2:29.047	3	4	4.225	0.049	71.70
8	46	S	3 Harry ROWLINGS	Kawasaki -	2:29.205	4	4	4.383	0.158	71.63
9	48		6 Richie WELSH	Yamaha - Peter Fleming/EDEN'S EXPERIENCES	2:30.637	4	4	5.815	1.432	70.95
10	32	R	1 Paul HANTON	Yamaha - Oaks carpentry	2:31.788	4	4	6.966	1.151	70.41
11	38	R	2 Hayden WOOD	Kawasaki -	2:33.030	3	4	8.208	1.242	69.84
12	57	S	4 Paul FISHER	Kawasaki -	2:34.008	2	4	9.186	0.978	69.39
13	52		7 Gary JARMAN	Kawasaki - G & S Motorcycle tyres	2:36.281	3	4	11.459	2.273	68.39
14	47		8 Allan CLARK	Kawasaki - A Clark & Sons Builders	2:39.446	2	2	14.624	3.165	67.03
15	90	R	3 Steve RAPA	Honda - Castech developments	2:39.984	3	4	15.162	0.538	66.80
16	69	S	5 Bob MASTERS	Honda -	2:40.543	4	4	15.721	0.559	66.57
17	31	R	4 Andrew LAWRENCE	Yamaha - Oaks carpentry	2:40.561	4	4	15.739	0.018	66.56
18	188	R	5 Lydia THOMPSON	Kawasaki - Flintstone Racing - David Simons Tuning	2:40.616	4	4	15.794	0.055	66.54
19	54		9 Eric GORRIDGE	Kawasaki -	2:41.162	3	4	16.340	0.546	66.31
20	42	R	6 David ATKINS	Kawasaki -	2:41.471	2	2	16.649	0.309	66.19
21	77		10 Ray PETTY	Kawasaki - Gray Adams	2:41.934	3	4	17.112	0.463	66.00
22	39		11 Elwyn FRYER	Kawasaki - Gray & Adams Ltd	2:42.927	4	4	18.105	0.993	65.60
23	58		12 Steve YOUNG	Kawasaki - Cadmatic Engineering	2:43.651	4	4	18.829	0.724	65.31
24	104	S	6 David OGDEN	Yamaha - M & M Motorcycles, Cambridge	2:46.927	2	4	22.105	3.276	64.02
25	17	R	7 Andrew POCOCK	Honda -	2:48.736	4	4	23.914	1.809	63.34
26	138		13 Tom SAVILLE	Kawasaki - SABRE ENGINEERING	2:54.140	2	4	29.318	5.404	61.37
27	37	S	7 Nigel KEMP	Kawasaki -	3:06.079	2	2	41.257	11.939	57.43

Weather / Track : Cloudy / Wet

These results are provisional until the conclusion of any judicial and technical matters.

Snetterton 300

Circuit Length = 2.9689 miles

Start: 11:32 Flag 11:43 End: 11:45

Clerk Of Course :	Timekeeper :
-------------------	--------------

Results can be found at www.tsl-timing.com

Printed - 11:45 Saturday, 17 September 2016



BMCRC - MRO Championships 2016 - Rnd 9 @ Snetterton 300

EDlasia Formula 400 inc Sub 64 & Rookies

QUALIFYING - SECTOR ANALYSIS

SECTOR 1 = FL to I1, SECTOR 2 = I1 to FL, DIFF = Difference To Personal Best Lap

P1 114		Gary SMITH		Kawasaki - SDC/Mike Smith Tuning		
IDEAL LAP TIME : 2:24.822		BEST LAP TIME : 2:24.822		DIFFERENCE : 0.000		
LAP	SECTOR 1	SECTOR 2	LAP TIME	MPH	DIFF	TIME OF DAY
1 -	1:50.757	54.141	2:44.898	64.81	20.076	11:36:03.845
2 -	1:40.733	50.756	2:31.489 (3)	70.55	6.667	11:38:35.334
3 -	1:38.195	49.067	2:27.262 (2)	72.57	2.440	11:41:02.596
4 -	1:36.408	48.414	2:24.822 (1)	73.80		11:43:27.418

P2 2		Andrew GILL		Kawasaki - RMKD Racing		
IDEAL LAP TIME : 2:25.389		BEST LAP TIME : 2:25.795		DIFFERENCE : 0.406		
LAP	SECTOR 1	SECTOR 2	LAP TIME	MPH	DIFF	TIME OF DAY
1 -	1:43.338	49.391	2:32.729	69.98	6.934	11:35:43.052
2 -	1:37.761	49.075	2:26.836	72.78	1.041	11:38:09.888
3 -	1:37.966	48.584	2:26.550 (2)	72.93	0.755	11:40:36.438
4 -	1:37.434	48.361	2:25.795 (1)	73.30		11:43:02.233
5 -	1:37.028	49.790	2:26.818 (3)	72.79	1.023	11:45:29.051

P3 33 S		Carl JOHNSTONE		Yamaha - EDlasia		
IDEAL LAP TIME : 2:25.728		BEST LAP TIME : 2:25.987		DIFFERENCE : 0.259		
LAP	SECTOR 1	SECTOR 2	LAP TIME	MPH	DIFF	TIME OF DAY
1 -	1:43.301	49.601	2:32.902	69.90	6.915	11:35:44.203
2 -	1:37.286	49.529	2:26.815 (3)	72.79	0.828	11:38:11.018
3 -	1:37.977	48.667	2:26.644 (2)	72.88	0.657	11:40:37.662
4 -	1:37.061	48.926	2:25.987 (1)	73.21		11:43:03.649
5 -	1:37.376	49.925	2:27.301	72.55	1.314	11:45:30.950

P4 86		Mathew SCOTT		Kawasaki -		
IDEAL LAP TIME : 2:26.640		BEST LAP TIME : 2:26.793		DIFFERENCE : 0.153		
LAP	SECTOR 1	SECTOR 2	LAP TIME	MPH	DIFF	TIME OF DAY
1 -	1:49.830	51.765	2:41.595	66.14	14.802	11:35:55.731
2 -	1:38.494	49.203	2:27.697 (3)	72.36	0.904	11:38:23.428
3 -	1:37.437	49.356	2:26.793 (1)	72.81		11:40:50.221
4 -	1:37.725	49.498	2:27.223 (2)	72.59	0.430	11:43:17.444

P5 3		Gary HENNING		Kawasaki - SGT motorcycles		
IDEAL LAP TIME : 2:27.661		BEST LAP TIME : 2:27.661		DIFFERENCE : 0.000		
LAP	SECTOR 1	SECTOR 2	LAP TIME	MPH	DIFF	TIME OF DAY
1 -	1:52.895	53.752	2:46.647	64.13	18.986	11:36:03.255
2 -	1:41.641	52.328	2:33.969 (3)	69.41	6.308	11:38:37.224
3 -	1:39.567	51.417	2:30.984 (2)	70.78	3.323	11:41:08.208
4 -	1:37.946	49.715	2:27.661 (1)	72.38		11:43:35.869

P6 23 S		Tham EVANS		Honda - Vanilla Electronics		
IDEAL LAP TIME : 2:28.998		BEST LAP TIME : 2:28.998		DIFFERENCE : 0.000		
LAP	SECTOR 1	SECTOR 2	LAP TIME	MPH	DIFF	TIME OF DAY
1 -	1:49.675	53.428	2:43.103	65.52	14.105	11:35:58.453
2 -	1:43.552	51.471	2:35.023 (2)	68.94	6.025	11:38:33.476
3 -	1:43.126	52.161	2:35.287 (3)	68.82	6.289	11:41:08.763
4 -	1:39.234	49.764	2:28.998 (1)	71.73		11:43:37.761

P7 127		Adam GREEN		Kawasaki - Royal Air Force Motorsport Association		
IDEAL LAP TIME : 2:28.708		BEST LAP TIME : 2:29.047		DIFFERENCE : 0.339		
LAP	SECTOR 1	SECTOR 2	LAP TIME	MPH	DIFF	TIME OF DAY
1 -	1:49.337	51.324	2:40.661	66.52	11.614	11:35:54.955
2 -	1:39.023	50.068	2:29.091 (2)	71.68	0.044	11:38:24.046
3 -	1:39.362	49.685	2:29.047 (1)	71.70		11:40:53.093
4 -	1:39.733	50.934	2:30.667 (3)	70.93	1.620	11:43:23.760

Weather / Track : Cloudy / Wet

Snetterton 300

Circuit Length = 2.9689 miles

Start: 11:32 Flag 11:43 End: 11:45

BMCRC - MRO Championships 2016 - Rnd 9 @ Snetterton 300

EDlasia Formula 400 inc Sub 64 & Rookies

QUALIFYING - SECTOR ANALYSIS

SECTOR 1 = FL to I1, SECTOR 2 = I1 to FL, DIFF = Difference To Personal Best Lap

P8 46 S Harry ROWLINGS		Kawasaki -				
IDEAL LAP TIME : 2:29.205		BEST LAP TIME : 2:29.205		DIFFERENCE : 0.000		
LAP	SECTOR 1	SECTOR 2	LAP TIME	MPH	DIFF	TIME OF DAY
1 -	1:52.809	54.240	2:47.049	63.98	17.844	11:36:04.751
2 -	1:43.750	51.106	2:34.856 (3)	69.01	5.651	11:38:39.607
3 -	1:40.380	50.129	2:30.509 (2)	71.01	1.304	11:41:10.116
4 -	1:39.204	50.001	2:29.205 (1)	71.63		11:43:39.321

P9 48 Richie WELSH		Yamaha - Peter Fleming/EDEN'S EXPERIENCES				
IDEAL LAP TIME : 2:30.352		BEST LAP TIME : 2:30.637		DIFFERENCE : 0.285		
LAP	SECTOR 1	SECTOR 2	LAP TIME	MPH	DIFF	TIME OF DAY
1 -	1:45.713	51.752	2:37.465	67.87	6.828	11:35:48.231
2 -	1:43.214	50.216	2:33.430 (3)	69.66	2.793	11:38:21.661
3 -	1:41.304	50.485	2:31.789 (2)	70.41	1.152	11:40:53.450
4 -	1:40.136	50.501	2:30.637 (1)	70.95		11:43:24.087

P10 32 R Paul HANTON		Yamaha - Oaks carpentry				
IDEAL LAP TIME : 2:31.788		BEST LAP TIME : 2:31.788		DIFFERENCE : 0.000		
LAP	SECTOR 1	SECTOR 2	LAP TIME	MPH	DIFF	TIME OF DAY
1 -	1:49.054	53.584	2:42.638	65.71	10.850	11:36:00.579
2 -	1:42.892	51.908	2:34.800 (3)	69.04	3.012	11:38:35.379
3 -	1:42.661	51.510	2:34.171 (2)	69.32	2.383	11:41:09.550
4 -	1:41.428	50.360	2:31.788 (1)	70.41		11:43:41.338

P11 38 R Hayden WOOD		Kawasaki -				
IDEAL LAP TIME : 2:32.780		BEST LAP TIME : 2:33.030		DIFFERENCE : 0.250		
LAP	SECTOR 1	SECTOR 2	LAP TIME	MPH	DIFF	TIME OF DAY
1 -	2:10.480	1:00.246	3:10.726	56.03	37.696	11:36:40.912
2 -	1:46.148	51.200	2:37.348 (3)	67.92	4.318	11:39:18.260
3 -	1:41.692	51.338	2:33.030 (1)	69.84		11:41:51.290
4 -	1:43.865	51.088	2:34.953 (2)	68.97	1.923	11:44:26.243

P12 57 S Paul FISHER		Kawasaki -				
IDEAL LAP TIME : 2:34.008		BEST LAP TIME : 2:34.008		DIFFERENCE : 0.000		
LAP	SECTOR 1	SECTOR 2	LAP TIME	MPH	DIFF	TIME OF DAY
1 -	1:50.628	52.999	2:43.627	65.31	9.619	11:35:58.787
2 -	1:42.166	51.842	2:34.008 (1)	69.39		11:38:32.795
3 -	1:43.304	52.534	2:35.838 (2)	68.58	1.830	11:41:08.633
4 -	1:44.178	54.010	2:38.188 (3)	67.56	4.180	11:43:46.821

P13 52 Gary JARMAN		Kawasaki - G & S Motorcycle tyres				
IDEAL LAP TIME : 2:36.273		BEST LAP TIME : 2:36.281		DIFFERENCE : 0.008		
LAP	SECTOR 1	SECTOR 2	LAP TIME	MPH	DIFF	TIME OF DAY
1 -	1:53.393	54.054	2:47.447	63.82	11.166	11:36:02.692
2 -	1:43.978	52.868	2:36.846 (2)	68.14	0.565	11:38:39.538
3 -	1:43.405	52.876	2:36.281 (1)	68.39		11:41:15.819
4 -	1:44.944	54.026	2:38.970 (3)	67.23	2.689	11:43:54.789

P14 47 Allan CLARK		Kawasaki - A Clark & Sons Builders				
IDEAL LAP TIME : 2:39.446		BEST LAP TIME : 2:39.446		DIFFERENCE : 0.000		
LAP	SECTOR 1	SECTOR 2	LAP TIME	MPH	DIFF	TIME OF DAY
1 -	1:51.433	53.910	2:45.343 (2)	64.64	5.897	11:35:58.711
2 -	1:46.008	53.438	2:39.446 (1)	67.03		11:38:38.157

Weather / Track : Cloudy / Wet

Snetterton 300
Circuit Length = 2.9689 miles
Start: 11:32 Flag 11:43 End: 11:45

BMCRC - MRO Championships 2016 - Rnd 9 @ Snetterton 300

EDlasia Formula 400 inc Sub 64 & Rookies

QUALIFYING - SECTOR ANALYSIS

SECTOR 1 = FL to I1, SECTOR 2 = I1 to FL, DIFF = Difference To Personal Best Lap

P15 90 R Steve RAPA		Honda - Castech developments				
IDEAL LAP TIME : 2:39.939		BEST LAP TIME : 2:39.984		DIFFERENCE : 0.045		
LAP	SECTOR 1	SECTOR 2	LAP TIME	MPH	DIFF	TIME OF DAY
1 -	2:10.513	1:00.739	3:11.252	55.88	31.268	11:36:41.908
2 -	1:48.396	54.031	2:42.427 (3)	65.80	2.443	11:39:24.335
3 -	1:46.126	53.858	2:39.984 (1)	66.80		11:42:04.319
4 -	1:46.081	54.528	2:40.609 (2)	66.54	0.625	11:44:44.928

P16 69 S Bob MASTERS		Honda -				
IDEAL LAP TIME : 2:40.543		BEST LAP TIME : 2:40.543		DIFFERENCE : 0.000		
LAP	SECTOR 1	SECTOR 2	LAP TIME	MPH	DIFF	TIME OF DAY
1 -	1:59.111	56.382	2:55.493	60.90	14.950	11:36:19.818
2 -	1:48.557	54.486	2:43.043 (2)	65.55	2.500	11:39:02.861
3 -	1:48.950	57.242	2:46.192 (3)	64.31	5.649	11:41:49.053
4 -	1:47.198	53.345	2:40.543 (1)	66.57		11:44:29.596

P17 31 R Andrew LAWRENCE		Yamaha - Oaks carpentry				
IDEAL LAP TIME : 2:39.032		BEST LAP TIME : 2:40.561		DIFFERENCE : 1.529		
LAP	SECTOR 1	SECTOR 2	LAP TIME	MPH	DIFF	TIME OF DAY
1 -	1:57.045	57.943	2:54.988	61.07	14.427	11:36:13.921
2 -	1:48.889	55.012	2:43.901 (3)	65.21	3.340	11:38:57.822
3 -	1:50.154	53.197	2:43.351 (2)	65.43	2.790	11:41:41.173
4 -	1:45.835	54.726	2:40.561 (1)	66.56		11:44:21.734

P18 188 R Lydia THOMPSON		Kawasaki - Flintstone Racing - David Simons Tuning				
IDEAL LAP TIME : 2:40.616		BEST LAP TIME : 2:40.616		DIFFERENCE : 0.000		
LAP	SECTOR 1	SECTOR 2	LAP TIME	MPH	DIFF	TIME OF DAY
1 -	1:59.010	56.891	2:55.901	60.76	15.285	11:36:18.966
2 -	1:48.616	54.456	2:43.072 (2)	65.54	2.456	11:39:02.038
3 -	1:49.223	57.174	2:46.397 (3)	64.23	5.781	11:41:48.435
4 -	1:47.274	53.342	2:40.616 (1)	66.54		11:44:29.051

P19 54 Eric GORRIDGE		Kawasaki -				
IDEAL LAP TIME : 2:40.353		BEST LAP TIME : 2:41.162		DIFFERENCE : 0.809		
LAP	SECTOR 1	SECTOR 2	LAP TIME	MPH	DIFF	TIME OF DAY
1 -	1:57.031	56.449	2:53.480	61.60	12.318	11:36:10.400
2 -	1:51.055	56.013	2:47.068 (3)	63.97	5.906	11:38:57.468
3 -	1:48.306	52.856	2:41.162 (1)	66.31		11:41:38.630
4 -	1:47.497	53.704	2:41.201 (2)	66.30	0.039	11:44:19.831

P20 42 R David ATKINS		Kawasaki -				
IDEAL LAP TIME : 2:41.471		BEST LAP TIME : 2:41.471		DIFFERENCE : 0.000		
LAP	SECTOR 1	SECTOR 2	LAP TIME	MPH	DIFF	TIME OF DAY
1 -	1:58.493	57.934	2:56.427 (2)	60.58	14.956	11:36:17.857
2 -	1:47.191	54.280	2:41.471 (1)	66.19		11:38:59.328

P21 77 Ray PETTY		Kawasaki - Gray Adams				
IDEAL LAP TIME : 2:41.704		BEST LAP TIME : 2:41.934		DIFFERENCE : 0.230		
LAP	SECTOR 1	SECTOR 2	LAP TIME	MPH	DIFF	TIME OF DAY
1 -	1:56.712	57.682	2:54.394	61.28	12.460	11:36:12.426
2 -	1:49.420	54.694	2:44.114 (3)	65.12	2.180	11:38:56.540
3 -	1:47.592	54.342	2:41.934 (1)	66.00		11:41:38.474
4 -	1:48.156	54.112	2:42.268 (2)	65.86	0.334	11:44:20.742

Weather / Track : Cloudy / Wet

Snetterton 300
Circuit Length = 2.9689 miles
Start: 11:32 Flag 11:43 End: 11:45

BMCR - MRO Championships 2016 - Rnd 9 @ Snetterton 300

EDlasia Formula 400 inc Sub 64 & Rookies

QUALIFYING - SECTOR ANALYSIS

SECTOR 1 = FL to I1, SECTOR 2 = I1 to FL, DIFF = Difference To Personal Best Lap

P22	39	Elwyn FRYER	Kawasaki - Gray & Adams Ltd			
IDEAL LAP TIME : 2:42.927		BEST LAP TIME : 2:42.927		DIFFERENCE : 0.000		
LAP	SECTOR 1	SECTOR 2	LAP TIME	MPH	DIFF	TIME OF DAY
1 -	1:56.170	56.858	2:53.028	61.77	10.101	11:36:06.932
2 -	1:49.631	55.210	2:44.841 (2)	64.83	1.914	11:38:51.773
3 -	1:49.116	55.826	2:44.942 (3)	64.79	2.015	11:41:36.715
4 -	1:49.030	53.897	2:42.927 (1)	65.60		11:44:19.642

P23	58	Steve YOUNG	Kawasaki - Cadmatic Engineering			
IDEAL LAP TIME : 2:43.651		BEST LAP TIME : 2:43.651		DIFFERENCE : 0.000		
LAP	SECTOR 1	SECTOR 2	LAP TIME	MPH	DIFF	TIME OF DAY
1 -	1:58.015	57.300	2:55.315	60.96	11.664	11:36:11.600
2 -	1:51.718	55.083	2:46.801 (2)	64.07	3.150	11:38:58.401
3 -	1:52.563	57.526	2:50.089 (3)	62.83	6.438	11:41:48.490
4 -	1:49.345	54.306	2:43.651 (1)	65.31		11:44:32.141

P24	104 S	David OGDEN	Yamaha - M & M Motorcycles, Cambridge			
IDEAL LAP TIME : 2:46.573		BEST LAP TIME : 2:46.927		DIFFERENCE : 0.354		
LAP	SECTOR 1	SECTOR 2	LAP TIME	MPH	DIFF	TIME OF DAY
1 -	1:58.825	57.203	2:56.028	60.71	9.101	11:36:10.197
2 -	1:50.290	56.637	2:46.927 (1)	64.02		11:38:57.124
3 -	1:53.270	57.667	2:50.937 (3)	62.52	4.010	11:41:48.061
4 -	1:52.283	56.283	2:48.566 (2)	63.40	1.639	11:44:36.627

P25	17 R	Andrew POCOCK	Honda -			
IDEAL LAP TIME : 2:48.736		BEST LAP TIME : 2:48.736		DIFFERENCE : 0.000		
LAP	SECTOR 1	SECTOR 2	LAP TIME	MPH	DIFF	TIME OF DAY
1 -	2:06.407	1:00.370	3:06.777	57.22	18.041	11:36:33.678
2 -	1:57.530	56.950	2:54.480 (2)	61.25	5.744	11:39:28.158
3 -	1:57.980	57.262	2:55.242 (3)	60.99	6.506	11:42:23.400
4 -	1:52.838	55.898	2:48.736 (1)	63.34		11:45:12.136

P26	138	Tom SAVILLE	Kawasaki - SABRE ENGINEERING			
IDEAL LAP TIME : 2:54.140		BEST LAP TIME : 2:54.140		DIFFERENCE : 0.000		
LAP	SECTOR 1	SECTOR 2	LAP TIME	MPH	DIFF	TIME OF DAY
1 -	2:09.617	1:00.312	3:09.929	56.27	15.789	11:36:32.542
2 -	1:56.873	57.267	2:54.140 (1)	61.37		11:39:26.682
3 -	1:58.425	58.046	2:56.471 (2)	60.56	2.331	11:42:23.153
4 -	1:59.834	1:00.093	2:59.927 (3)	59.40	5.787	11:45:23.080

P27	37 S	Nigel KEMP	Kawasaki -			
IDEAL LAP TIME : 3:06.079		BEST LAP TIME : 3:06.079		DIFFERENCE : 0.000		
LAP	SECTOR 1	SECTOR 2	LAP TIME	MPH	DIFF	TIME OF DAY
1 -	2:11.418	1:04.008	3:15.426 (2)	54.69	9.347	11:36:39.894
2 -	2:03.885	1:02.194	3:06.079 (1)	57.43		11:39:45.973

Weather / Track : Cloudy / Wet

Snetterton 300
Circuit Length = 2.9689 miles
Start: 11:32 Flag 11:43 End: 11:45

BMCRC - MRO Championships 2016 - Rnd 9 @ Snetterton 300

EDlasia Formula 400 inc Sub 64 & Rookies

QUALIFYING - BEST SECTORS

SECTOR 1			SECTOR 2			IDEAL / BEST COMPARISON						
POS	NO	NAME	TIME	NO	NAME	TIME	POS	NO	NAME	IDEAL	BEST	DIFF
									PERFECT LAP	2:24.769		
1	114	SMITH	1:36.408	2	GILL	48.361	1	114	SMITH	2:24.822	2:24.822	0.000
2	2	GILL	1:37.028	114	SMITH	48.414	2	2	GILL	2:25.389	2:25.795	0.406
3	33	JOHNSTONE	1:37.061	33	JOHNSTONE	48.667	3	33	JOHNSTONE	2:25.728	2:25.987	0.259
4	86	SCOTT	1:37.437	86	SCOTT	49.203	4	86	SCOTT	2:26.640	2:26.793	0.153
5	3	HENNING	1:37.946	127	GREEN	49.685	5	3	HENNING	2:27.661	2:27.661	0.000
6	127	GREEN	1:39.023	3	HENNING	49.715	6	127	GREEN	2:28.708	2:29.047	0.339
7	46	ROWLINGS	1:39.204	23	EVANS	49.764	7	23	EVANS	2:28.998	2:28.998	0.000
8	23	EVANS	1:39.234	46	ROWLINGS	50.001	8	46	ROWLINGS	2:29.205	2:29.205	0.000
9	48	WELSH	1:40.136	48	WELSH	50.216	9	48	WELSH	2:30.352	2:30.637	0.285
10	32	HANTON	1:41.428	32	HANTON	50.360	10	32	HANTON	2:31.788	2:31.788	0.000
11	38	WOOD	1:41.692	38	WOOD	51.088	11	38	WOOD	2:32.780	2:33.030	0.250
12	57	FISHER	1:42.166	57	FISHER	51.842	12	57	FISHER	2:34.008	2:34.008	0.000
13	52	JARMAN	1:43.405	54	GORRIDGE	52.856	13	52	JARMAN	2:36.273	2:36.281	0.008
14	31	LAWRENCE	1:45.835	52	JARMAN	52.868	14	31	LAWRENCE	2:39.032	2:40.561	1.529
15	47	CLARK	1:46.008	31	LAWRENCE	53.197	15	47	CLARK	2:39.446	2:39.446	0.000
16	90	RAPA	1:46.081	188	THOMPSON	53.342	16	90	RAPA	2:39.939	2:39.984	0.045
17	42	ATKINS	1:47.191	69	MASTERS	53.345	17	54	GORRIDGE	2:40.353	2:41.162	0.809
18	69	MASTERS	1:47.198	47	CLARK	53.438	18	69	MASTERS	2:40.543	2:40.543	0.000
19	188	THOMPSON	1:47.274	90	RAPA	53.858	19	188	THOMPSON	2:40.616	2:40.616	0.000
20	54	GORRIDGE	1:47.497	39	FRYER	53.897	20	42	ATKINS	2:41.471	2:41.471	0.000
21	77	PETTY	1:47.592	77	PETTY	54.112	21	77	PETTY	2:41.704	2:41.934	0.230
22	39	FRYER	1:49.030	42	ATKINS	54.280	22	39	FRYER	2:42.927	2:42.927	0.000
23	58	YOUNG	1:49.345	58	YOUNG	54.306	23	58	YOUNG	2:43.651	2:43.651	0.000
24	104	OGDEN	1:50.290	17	POCOCK	55.898	24	104	OGDEN	2:46.573	2:46.927	0.354
25	17	POCOCK	1:52.838	104	OGDEN	56.283	25	17	POCOCK	2:48.736	2:48.736	0.000
26	138	SAVILLE	1:56.873	138	SAVILLE	57.267	26	138	SAVILLE	2:54.140	2:54.140	0.000
27	37	KEMP	2:03.885	37	KEMP	1:02.194	27	37	KEMP	3:06.079	3:06.079	0.000

Weather / Track : Cloudy / Wet

Results can be found at www.tsl-timing.com

Snetterton 300

Circuit Length = 2.9689 miles

Start: 11:32 Flag 11:43 End: 11:45

Printed - 11:46 Saturday, 17 September 2016

BMCRC - MRO Championships 2016 - Rnd 9 @ Snetterton 300



EDL Asia Formula 400 inc Sub 64 & Rookies

RACE 8 - CLASSIFICATION

POS	NO	CL	PIC NAME	ENTRY	LAPS	TIME	GAP	DIFF	MPH	BEST	ON
1	3		1 Gary HENNING	Kawasaki - SGT motorcycles	7	16:47.283			74.27	2:19.308	7
2	86		2 Mathew SCOTT	Kawasaki -	7	16:47.807	0.524	0.524	74.23	2:19.233	7
3	114		3 Gary SMITH	Kawasaki - SDC/Mike Smith Tuning	7	16:55.714	8.431	7.907	73.65	2:23.400	4
4	46	S	1 Harry ROWLINGS	Kawasaki -	7	16:57.723	10.440	2.009	73.51	2:19.367	7
5	33	S	2 Carl JOHNSTONE	Yamaha - EDL Asia	7	16:57.950	10.667	0.227	73.49	2:22.013	7
6	127		4 Adam GREEN	Kawasaki - Royal Air Force Motorsport Association	7	17:33.943	46.660	35.993	70.98	2:25.307	7
7	38	R	1 Hayden WOOD	Kawasaki -	7	17:33.978	46.695	0.035	70.98	2:26.949	6
8	31	R	2 Andrew LAWRENCE	Yamaha - Oaks carpentry	7	17:35.943	48.660	1.965	70.85	2:25.812	7
9	23	S	3 Tham EVANS	Honda - Vanilla Electronics	7	17:36.012	48.729	0.069	70.84	2:26.450	6
10	90	R	3 Steve RAPA	Honda - Castech developments	7	17:37.024	49.741	1.012	70.78	2:27.070	7
11	69	S	4 Bob MASTERS	Honda -	7	17:42.571	55.288	5.547	70.41	2:29.282	7
12	39		5 Elwyn FRYER	Kawasaki - Gray & Adams Ltd	7	17:48.635	1:01.352	6.064	70.01	2:26.280	7
13	77		6 Ray PETTY	Kawasaki - Gray Adams	7	18:01.080	1:13.797	12.445	69.20	2:30.222	4
14	54		7 Eric GORRIDGE	Kawasaki -	7	18:02.251	1:14.968	1.171	69.13	2:30.189	5
15	57	S	5 Paul FISHER	Kawasaki -	7	18:02.776	1:15.493	0.525	69.09	2:31.733	5
16	188	R	4 Lydia THOMPSON	Kawasaki - Flintstone Racing - David Simons Tuning	7	18:03.097	1:15.814	0.321	69.07	2:31.745	3
17	42	R	5 David ATKINS	Kawasaki -	7	18:52.399	2:05.116	49.302	66.06	2:37.027	7
18	17	R	6 Andrew POCOCK	Honda -	7	19:04.714	2:17.431	12.315	65.35	2:38.437	7
19	138		8 Tom SAVILLE	Kawasaki - SABRE ENGINEERING	7	19:06.288	2:19.005	1.574	65.26	2:37.620	7
20	37	S	6 Nigel KEMP	Kawasaki -	6	17:31.223	1 Lap	1 Lap	61.00	2:46.438	6

NOT CLASSIFIED

DNF	52		Gary JARMAN	Kawasaki - G & S Motorcycle tyres	6	15:07.212	1 Lap		70.68	2:25.950	6
DNF	32	R	Paul HANTON	Yamaha - Oaks carpentry	6	15:09.833	1 Lap	2.621	70.48	2:28.558	6
DNF	58		Steve YOUNG	Kawasaki - Cadmatic Engineering	1	2:53.041	6 Laps	5 Laps	61.76	2:53.041	1
DNF	2		Andrew GILL	Kawasaki - RMKD Racing	0						
DNF	104	S	David OGDEN	Yamaha - M & M Motorcycles, Cambridge	0						
DQ	48		Richie WELSH	Yamaha - Peter Fleming/EDEN'S EXPERIENCES	0						

FASTEST LAP

86			Mathew SCOTT	Kawasaki -	7	2:19.233			76.76 mph	123.53 kph
46	S		Harry ROWLINGS	Kawasaki -	7	2:19.367			76.69 mph	123.42 kph
31	R		Andrew LAWRENCE	Yamaha - Oaks carpentry	7	2:25.812			73.30 mph	117.96 kph

No. 48 - Disqualified for ignoring black/orange flag

Class - 90% of Race Speed = 66.84 mph

Class S - 90% of Race Speed = 66.15 mph

Class R - 90% of Race Speed = 63.88 mph

Snetterton 300

Circuit Length = 2.9689 miles

Start: 17:08 Flag 17:25 End: 17:28

Weather / Track : Cloudy / Wet

These results are provisional until the conclusion of any judicial and technical matters.

Clerk Of Course :	Timekeeper :
-------------------	--------------

Results can be found at www.tsl-timing.com

Printed - 17:59 Saturday, 17 September 2016



BMCRC - MRO Championships 2016 - Rnd 9 @ Snetterton 300

EDlasia Formula 400 inc Sub 64 & Rookies

RACE 8 - LAP CHART

LAP 1 @ 17:11:08.335

NO	BEHIND	LAP TIME
114		2:28.187
3	3.911	2:32.098
86	4.035	2:32.222
33	5.059	2:33.246
127	7.132	2:35.319
23	7.985	2:36.172
46	8.213	2:36.400
38	10.288	2:38.475
32	10.358	2:38.545
52	10.996	2:39.183
90	11.525	2:39.712
69	12.851	2:41.038
57	13.012	2:41.199
31	13.513	2:41.700
188	13.990	2:42.177
54	15.214	2:43.401
39	16.591	2:44.778
77	17.068	2:45.255
42	23.193	2:51.380
58	24.854	2:53.041
138	25.310	2:53.497
17	28.990	2:57.177
37	41.023	3:09.210

LAP 2 @ 17:13:35.268

NO	BEHIND	LAP TIME
114		2:26.933
3	1.194	2:24.216
86	1.595	2:24.493
33	3.319	2:25.193
46	8.792	2:27.512
127	12.918	2:32.719
23	13.797	2:32.745
32	14.745	2:31.320
90	15.917	2:31.325
38	16.004	2:32.649
52	16.514	2:32.451
69	17.962	2:32.044
31	19.938	2:33.358
188	20.620	2:33.563
57	22.745	2:36.666
77	23.389	2:33.254
39	25.263	2:35.605
54	25.575	2:37.294
42	40.581	2:44.321
138	40.771	2:42.394
17	48.180	2:46.123
37	1:12.468	2:58.378

LAP 3 @ 17:16:00.858

NO	BEHIND	LAP TIME
3		2:24.396
86	0.107	2:24.102
114	0.501	2:26.091
33	3.569	2:25.840
46	9.743	2:26.541
23	20.037	2:31.830
38	20.287	2:29.873
127	20.387	2:33.059
52	20.822	2:29.898
32	21.262	2:32.107

90	21.515	2:31.188
69	22.773	2:30.401
31	25.996	2:31.648
188	26.775	2:31.745
57	29.904	2:32.749
77	30.993	2:33.194
39	32.479	2:32.806
54	33.344	2:33.359
42	56.925	2:41.934
138	57.396	2:42.215
17	1:06.596	2:44.006
37	1:42.355	2:55.477

LAP 4 @ 17:18:23.947

NO	BEHIND	LAP TIME
3		2:23.089
86	0.250	2:23.232
114	0.812	2:23.400
33	5.675	2:25.195
46	10.267	2:23.613
38	26.487	2:29.289
23	26.827	2:29.879
32	27.471	2:29.298
127	28.578	2:31.280
52	28.609	2:30.876
90	28.935	2:30.509
69	29.395	2:29.711
31	30.730	2:27.823
188	35.940	2:32.254
77	38.126	2:30.222
57	40.255	2:33.440
39	40.702	2:31.312
54	42.203	2:31.948
42	1:13.224	2:39.388
138	1:17.783	2:43.476
17	1:24.499	2:40.992
37	2:09.282	2:50.016

LAP 5 @ 17:20:46.214

NO	BEHIND	LAP TIME
86		2:22.017
3	0.447	2:22.714
114	2.239	2:23.694
33	7.686	2:24.278
46	10.267	2:22.267
38	33.036	2:28.816
23	34.650	2:30.090
52	35.196	2:28.854
32	35.209	2:30.005
127	35.600	2:29.289
90	36.238	2:29.570
31	36.537	2:28.074
69	37.588	2:30.460
188	48.270	2:34.597
39	48.464	2:30.029
77	48.693	2:32.834
57	49.721	2:31.733
54	50.125	2:30.189
42	1:31.568	2:40.611
138	1:39.521	2:44.005
17	1:41.118	2:38.886

LAP 6 @ 17:23:08.123

NO	BEHIND	LAP TIME
3		2:21.462
86	0.599	2:22.508
114	3.933	2:23.603
33	7.962	2:22.185
46	10.381	2:22.023
37	1 Lap	2:51.704
38	38.076	2:26.949
23	39.191	2:26.450
52	39.237	2:25.950
127	40.661	2:26.970
32	41.858	2:28.558
90	41.979	2:27.650
31	42.156	2:27.528
69	45.314	2:29.635
39	54.380	2:27.825
77	59.706	2:32.922
188	1:00.159	2:33.798
54	1:00.638	2:32.422
57	1:01.475	2:33.663
42	1:47.397	2:37.738
17	1:58.302	2:39.093
138	2:00.693	2:43.081

LAP 7 @ 17:25:27.431

NO	BEHIND	LAP TIME
3		2:19.308
86	0.524	2:19.233
114	8.431	2:23.806
46	10.440	2:19.367
33	10.667	2:22.013
37	1 Lap	2:46.438
127	46.660	2:25.307
38	46.695	2:27.927
31	48.660	2:25.812
23	48.729	2:28.846
90	49.741	2:27.070
69	55.288	2:29.282
39	1:01.352	2:26.280
77	1:13.797	2:33.399
54	1:14.968	2:33.638
57	1:15.493	2:33.326
188	1:15.814	2:34.963
42	2:05.116	2:37.027
17	2:17.431	2:38.437
138	2:19.005	2:37.620

Weather / Track : Cloudy / Wet

Results can be found at www.tsl-timing.com

Snetterton 300

Circuit Length = 2.9689 miles

Start: 17:08 Flag 17:25 End: 17:28

Printed - 18:00 Saturday, 17 September 2016

BMCRC - MRO Championships 2016 - Rnd 9 @ Snetterton 300

EDlasia Formula 400 inc Sub 64 & Rookies

RACE 8 - SECTOR ANALYSIS

SECTOR 1 = FL to I1, SECTOR 2 = I1 to FL, DIFF = Difference To Personal Best Lap

P1 3 Gary HENNING		Kawasaki - SGT motorcycles				
IDEAL LAP TIME : 2:19.308		BEST LAP TIME : 2:19.308		DIFFERENCE : 0.000		
LAP	SECTOR 1	SECTOR 2	LAP TIME	MPH	DIFF	TIME OF DAY
1 -		49.630	2:32.098	70.27	12.790	17:11:12.246
2 -	1:35.524	48.692	2:24.216	74.11	4.908	17:13:36.462
3 -	1:35.700	48.696	2:24.396	74.01	5.088	17:16:00.858
4 -	1:34.629	48.460	2:23.089	74.69	3.781	17:18:23.947
5 -	1:34.898	47.816	2:22.714 (3)	74.89	3.406	17:20:46.661
6 -	1:33.802	47.660	2:21.462 (2)	75.55	2.154	17:23:08.123
7 -	1:32.246	47.062	2:19.308 (1)	76.72		17:25:27.431

P2 86 Mathew SCOTT		Kawasaki -				
IDEAL LAP TIME : 2:19.233		BEST LAP TIME : 2:19.233		DIFFERENCE : 0.000		
LAP	SECTOR 1	SECTOR 2	LAP TIME	MPH	DIFF	TIME OF DAY
1 -		49.417	2:32.222	70.21	12.989	17:11:12.370
2 -	1:35.739	48.754	2:24.493	73.96	5.260	17:13:36.863
3 -	1:35.504	48.598	2:24.102	74.17	4.869	17:16:00.965
4 -	1:34.795	48.437	2:23.232	74.62	3.999	17:18:24.197
5 -	1:34.228	47.789	2:22.017 (2)	75.25	2.784	17:20:46.214
6 -	1:34.368	48.140	2:22.508 (3)	74.99	3.275	17:23:08.722
7 -	1:31.809	47.424	2:19.233 (1)	76.76		17:25:27.955

P3 114 Gary SMITH		Kawasaki - SDC/Mike Smith Tuning				
IDEAL LAP TIME : 2:23.058		BEST LAP TIME : 2:23.400		DIFFERENCE : 0.342		
LAP	SECTOR 1	SECTOR 2	LAP TIME	MPH	DIFF	TIME OF DAY
1 -		48.983	2:28.187	72.12	4.787	17:11:08.335
2 -	1:37.594	49.339	2:26.933	72.74	3.533	17:13:35.268
3 -	1:36.157	49.934	2:26.091	73.16	2.691	17:16:01.359
4 -	1:34.811	48.589	2:23.400 (1)	74.53		17:18:24.759
5 -	1:34.938	48.756	2:23.694 (3)	74.38	0.294	17:20:48.453
6 -	1:35.356	48.247	2:23.603 (2)	74.42	0.203	17:23:12.056
7 -	1:34.946	48.860	2:23.806	74.32	0.406	17:25:35.862

P4 46 S Harry ROWLINGS		Kawasaki -				
IDEAL LAP TIME : 2:19.367		BEST LAP TIME : 2:19.367		DIFFERENCE : 0.000		
LAP	SECTOR 1	SECTOR 2	LAP TIME	MPH	DIFF	TIME OF DAY
1 -		49.738	2:36.400	68.33	17.033	17:11:16.548
2 -	1:38.700	48.812	2:27.512	72.45	8.145	17:13:44.060
3 -	1:37.859	48.682	2:26.541	72.93	7.174	17:16:10.601
4 -	1:35.730	47.883	2:23.613	74.42	4.246	17:18:34.214
5 -	1:34.343	47.924	2:22.267 (3)	75.12	2.900	17:20:56.481
6 -	1:34.201	47.822	2:22.023 (2)	75.25	2.656	17:23:18.504
7 -	1:32.489	46.878	2:19.367 (1)	76.69		17:25:37.871

P5 33 S Carl JOHNSTONE		Yamaha - EDlasia				
IDEAL LAP TIME : 2:22.013		BEST LAP TIME : 2:22.013		DIFFERENCE : 0.000		
LAP	SECTOR 1	SECTOR 2	LAP TIME	MPH	DIFF	TIME OF DAY
1 -		50.350	2:33.246	69.74	11.233	17:11:13.394
2 -	1:36.232	48.961	2:25.193	73.61	3.180	17:13:38.587
3 -	1:36.460	49.380	2:25.840	73.28	3.827	17:16:04.427
4 -	1:35.975	49.220	2:25.195	73.61	3.182	17:18:29.622
5 -	1:35.760	48.518	2:24.278 (3)	74.07	2.265	17:20:53.900
6 -	1:34.182	48.003	2:22.185 (2)	75.17	0.172	17:23:16.085
7 -	1:34.097	47.916	2:22.013 (1)	75.26		17:25:38.098

P6 127 Adam GREEN		Kawasaki - Royal Air Force Motorsport Association				
IDEAL LAP TIME : 2:25.307		BEST LAP TIME : 2:25.307		DIFFERENCE : 0.000		
LAP	SECTOR 1	SECTOR 2	LAP TIME	MPH	DIFF	TIME OF DAY

Snetterton 300
 Circuit Length = 2.9689 miles
 Start: 17:08 Flag 17:25 End: 17:28

Weather / Track : Cloudy / Wet

BMCRC - MRO Championships 2016 - Rnd 9 @ Snetterton 300

EDlasia Formula 400 inc Sub 64 & Rookies

RACE 8 - SECTOR ANALYSIS

SECTOR 1 = FL to I1, SECTOR 2 = I1 to FL, DIFF = Difference To Personal Best Lap

1 -		50.990	2:35.319	68.81	10.012	17:11:15.467
2 -	1:41.349	51.370	2:32.719	69.98	7.412	17:13:48.186
3 -	1:41.212	51.847	2:33.059	69.82	7.752	17:16:21.245
4 -	1:40.458	50.822	2:31.280	70.65	5.973	17:18:52.525
5 -	1:39.513	49.776	2:29.289 (3)	71.59	3.982	17:21:21.814
6 -	1:37.689	49.281	2:26.970 (2)	72.72	1.663	17:23:48.784
7 -	1:36.165	49.142	2:25.307 (1)	73.55		17:26:14.091

P7 38 R Hayden WOOD		Kawasaki -	
IDEAL LAP TIME : 2:26.377		BEST LAP TIME : 2:26.949	
		DIFFERENCE : 0.572	

LAP	SECTOR 1	SECTOR 2	LAP TIME	MPH	DIFF	TIME OF DAY
1 -		51.301	2:38.475	67.44	11.526	17:11:18.623
2 -	1:41.236	51.413	2:32.649	70.01	5.700	17:13:51.272
3 -	1:39.024	50.849	2:29.873	71.31	2.924	17:16:21.145
4 -	1:39.335	49.954	2:29.289	71.59	2.340	17:18:50.434
5 -	1:39.236	49.580	2:28.816 (3)	71.82	1.867	17:21:19.250
6 -	1:38.129	48.820	2:26.949 (1)	72.73		17:23:46.199
7 -	1:37.557	50.370	2:27.927 (2)	72.25	0.978	17:26:14.126

P8 31 R Andrew LAWRENCE		Yamaha - Oaks carpentry	
IDEAL LAP TIME : 2:24.951		BEST LAP TIME : 2:25.812	
		DIFFERENCE : 0.861	

LAP	SECTOR 1	SECTOR 2	LAP TIME	MPH	DIFF	TIME OF DAY
1 -		51.689	2:41.700	66.09	15.888	17:11:21.848
2 -	1:41.853	51.505	2:33.358	69.69	7.546	17:13:55.206
3 -	1:41.125	50.523	2:31.648	70.47	5.836	17:16:26.854
4 -	1:38.295	49.528	2:27.823 (3)	72.30	2.011	17:18:54.677
5 -	1:38.549	49.525	2:28.074	72.18	2.262	17:21:22.751
6 -	1:37.328	50.200	2:27.528 (2)	72.44	1.716	17:23:50.279
7 -	1:35.426	50.386	2:25.812 (1)	73.30		17:26:16.091

P9 23 S Tham EVANS		Honda - Vanilla Electronics	
IDEAL LAP TIME : 2:26.450		BEST LAP TIME : 2:26.450	
		DIFFERENCE : 0.000	

LAP	SECTOR 1	SECTOR 2	LAP TIME	MPH	DIFF	TIME OF DAY
1 -		51.205	2:36.172	68.43	9.722	17:11:16.320
2 -	1:40.857	51.888	2:32.745	69.97	6.295	17:13:49.065
3 -	1:40.787	51.043	2:31.830	70.39	5.380	17:16:20.895
4 -	1:39.708	50.171	2:29.879 (3)	71.31	3.429	17:18:50.774
5 -	1:39.386	50.704	2:30.090	71.21	3.640	17:21:20.864
6 -	1:37.325	49.125	2:26.450 (1)	72.98		17:23:47.314
7 -	1:38.009	50.837	2:28.846 (2)	71.80	2.396	17:26:16.160

P10 90 R Steve RAPA		Honda - Castech developments	
IDEAL LAP TIME : 2:26.574		BEST LAP TIME : 2:27.070	
		DIFFERENCE : 0.496	

LAP	SECTOR 1	SECTOR 2	LAP TIME	MPH	DIFF	TIME OF DAY
1 -		51.093	2:39.712	66.92	12.642	17:11:19.860
2 -	1:39.994	51.331	2:31.325	70.62	4.255	17:13:51.185
3 -	1:40.117	51.071	2:31.188	70.69	4.118	17:16:22.373
4 -	1:39.472	51.037	2:30.509	71.01	3.439	17:18:52.882
5 -	1:38.561	51.009	2:29.570 (3)	71.45	2.500	17:21:22.452
6 -	1:37.310	50.340	2:27.650 (2)	72.38	0.580	17:23:50.102
7 -	1:37.806	49.264	2:27.070 (1)	72.67		17:26:17.172

P11 69 S Bob MASTERS		Honda -	
IDEAL LAP TIME : 2:29.282		BEST LAP TIME : 2:29.282	
		DIFFERENCE : 0.000	

LAP	SECTOR 1	SECTOR 2	LAP TIME	MPH	DIFF	TIME OF DAY
1 -		51.963	2:41.038	66.36	11.756	17:11:21.186
2 -	1:41.204	50.840	2:32.044	70.29	2.762	17:13:53.230
3 -	1:40.303	50.098	2:30.401	71.06	1.119	17:16:23.631
4 -	1:39.683	50.028	2:29.711 (3)	71.39	0.429	17:18:53.342

Weather / Track : Cloudy / Wet

Snetterton 300

Circuit Length = 2.9689 miles

Start: 17:08 Flag 17:25 End: 17:28

BMCRC - MRO Championships 2016 - Rnd 9 @ Snetterton 300

EDlasia Formula 400 inc Sub 64 & Rookies

RACE 8 - SECTOR ANALYSIS

SECTOR 1 = FL to I1, SECTOR 2 = I1 to FL, DIFF = Difference To Personal Best Lap

5 -	1:40.513	49.947	2:30.460	71.03	1.178	17:21:23.802
6 -	1:39.648	49.987	2:29.635 (2)	71.42	0.353	17:23:53.437
7 -	1:39.503	49.779	2:29.282 (1)	71.59		17:26:22.719

P12 39	Elwyn FRYER		Kawasaki - Gray & Adams Ltd			
IDEAL LAP TIME : 2:25.613		BEST LAP TIME : 2:26.280	DIFFERENCE : 0.667			
LAP	SECTOR 1	SECTOR 2	LAP TIME	MPH	DIFF	TIME OF DAY
1 -		52.418	2:44.778	64.86	18.498	17:11:24.926
2 -	1:43.441	52.164	2:35.605	68.68	9.325	17:14:00.531
3 -	1:41.900	50.906	2:32.806	69.94	6.526	17:16:33.337
4 -	1:41.028	50.284	2:31.312	70.63	5.032	17:19:04.649
5 -	1:39.773	50.256	2:30.029 (3)	71.24	3.749	17:21:34.678
6 -	1:39.048	48.777	2:27.825 (2)	72.30	1.545	17:24:02.503
7 -	1:36.836	49.444	2:26.280 (1)	73.06		17:26:28.783

P13 77	Ray PETTY		Kawasaki - Gray Adams			
IDEAL LAP TIME : 2:30.222		BEST LAP TIME : 2:30.222	DIFFERENCE : 0.000			
LAP	SECTOR 1	SECTOR 2	LAP TIME	MPH	DIFF	TIME OF DAY
1 -		52.647	2:45.255	64.67	15.033	17:11:25.403
2 -	1:42.233	51.021	2:33.254	69.74	3.032	17:13:58.657
3 -	1:41.341	51.853	2:33.194	69.76	2.972	17:16:31.851
4 -	1:39.741	50.481	2:30.222 (1)	71.14		17:19:02.073
5 -	1:40.277	52.557	2:32.834 (2)	69.93	2.612	17:21:34.907
6 -	1:41.172	51.750	2:32.922 (3)	69.89	2.700	17:24:07.829
7 -	1:41.143	52.256	2:33.399	69.67	3.177	17:26:41.228

P14 54	Eric GORRIDGE		Kawasaki -			
IDEAL LAP TIME : 2:30.189		BEST LAP TIME : 2:30.189	DIFFERENCE : 0.000			
LAP	SECTOR 1	SECTOR 2	LAP TIME	MPH	DIFF	TIME OF DAY
1 -		51.507	2:43.401	65.40	13.212	17:11:23.549
2 -	1:44.119	53.175	2:37.294	67.94	7.105	17:14:00.843
3 -	1:42.388	50.971	2:33.359	69.69	3.170	17:16:34.202
4 -	1:41.192	50.756	2:31.948 (2)	70.34	1.759	17:19:06.150
5 -	1:39.696	50.493	2:30.189 (1)	71.16		17:21:36.339
6 -	1:40.646	51.776	2:32.422 (3)	70.12	2.233	17:24:08.761
7 -	1:41.388	52.250	2:33.638	69.56	3.449	17:26:42.399

P15 57 S	Paul FISHER		Kawasaki -			
IDEAL LAP TIME : 2:31.127		BEST LAP TIME : 2:31.733	DIFFERENCE : 0.606			
LAP	SECTOR 1	SECTOR 2	LAP TIME	MPH	DIFF	TIME OF DAY
1 -		52.779	2:41.199	66.30	9.466	17:11:21.347
2 -	1:44.103	52.563	2:36.666	68.22	4.933	17:13:58.013
3 -	1:41.537	51.212	2:32.749 (2)	69.97	1.016	17:16:30.762
4 -	1:40.762	52.678	2:33.440	69.65	1.707	17:19:04.202
5 -	1:39.915	51.818	2:31.733 (1)	70.44		17:21:35.935
6 -	1:40.767	52.896	2:33.663	69.55	1.930	17:24:09.598
7 -	1:41.306	52.020	2:33.326 (3)	69.70	1.593	17:26:42.924

P16 188 R	Lydia THOMPSON		Kawasaki - Flintstone Racing - David Simons Tuning			
IDEAL LAP TIME : 2:31.745		BEST LAP TIME : 2:31.745	DIFFERENCE : 0.000			
LAP	SECTOR 1	SECTOR 2	LAP TIME	MPH	DIFF	TIME OF DAY
1 -		52.064	2:42.177	65.90	10.432	17:11:22.325
2 -	1:42.694	50.869	2:33.563 (3)	69.60	1.818	17:13:55.888
3 -	1:40.907	50.838	2:31.745 (1)	70.43		17:16:27.633
4 -	1:40.911	51.343	2:32.254 (2)	70.19	0.509	17:18:59.887
5 -	1:42.077	52.520	2:34.597	69.13	2.852	17:21:34.484
6 -	1:41.159	52.639	2:33.798	69.49	2.053	17:24:08.282
7 -	1:42.957	52.006	2:34.963	68.97	3.218	17:26:43.245

Weather / Track : Cloudy / Wet

Snetterton 300
Circuit Length = 2.9689 miles
Start: 17:08 Flag 17:25 End: 17:28

BMCRC - MRO Championships 2016 - Rnd 9 @ Snetterton 300

EDlasia Formula 400 inc Sub 64 & Rookies

RACE 8 - SECTOR ANALYSIS

SECTOR 1 = FL to I1, SECTOR 2 = I1 to FL, DIFF = Difference To Personal Best Lap

P17 42 R		David ATKINS		Kawasaki -		
IDEAL LAP TIME : 2:35.052		BEST LAP TIME : 2:37.027		DIFFERENCE : 1.975		
LAP	SECTOR 1	SECTOR 2	LAP TIME	MPH	DIFF	TIME OF DAY
1 -		55.586	2:51.380	62.36	14.353	17:11:31.528
2 -	1:48.420	55.901	2:44.321	65.04	7.294	17:14:15.849
3 -	1:47.726	54.208	2:41.934	66.00	4.907	17:16:57.783
4 -	1:45.901	53.487	2:39.388 (3)	67.05	2.361	17:19:37.171
5 -	1:47.590	53.021	2:40.611	66.54	3.584	17:22:17.782
6 -	1:45.937	51.801	2:37.738 (2)	67.75	0.711	17:24:55.520
7 -	1:43.251	53.776	2:37.027 (1)	68.06		17:27:32.547

P18 17 R		Andrew POCOCK		Honda -		
IDEAL LAP TIME : 2:37.780		BEST LAP TIME : 2:38.437		DIFFERENCE : 0.657		
LAP	SECTOR 1	SECTOR 2	LAP TIME	MPH	DIFF	TIME OF DAY
1 -		56.004	2:57.177	60.32	18.740	17:11:37.325
2 -	1:50.206	55.917	2:46.123	64.33	7.686	17:14:23.448
3 -	1:49.081	54.925	2:44.006	65.16	5.569	17:17:07.454
4 -	1:46.184	54.808	2:40.992	66.38	2.555	17:19:48.446
5 -	1:45.808	53.078	2:38.886 (2)	67.26	0.449	17:22:27.332
6 -	1:45.804	53.289	2:39.093 (3)	67.18	0.656	17:25:06.425
7 -	1:44.702	53.735	2:38.437 (1)	67.45		17:27:44.862

P19 138		Tom SAVILLE		Kawasaki - SABRE ENGINEERING		
IDEAL LAP TIME : 2:37.620		BEST LAP TIME : 2:37.620		DIFFERENCE : 0.000		
LAP	SECTOR 1	SECTOR 2	LAP TIME	MPH	DIFF	TIME OF DAY
1 -		54.448	2:53.497	61.60	15.877	17:11:33.645
2 -	1:47.511	54.883	2:42.394 (3)	65.81	4.774	17:14:16.039
3 -	1:48.197	54.018	2:42.215 (2)	65.88	4.595	17:16:58.254
4 -	1:49.558	53.918	2:43.476	65.38	5.856	17:19:41.730
5 -	1:49.380	54.625	2:44.005	65.16	6.385	17:22:25.735
6 -	1:49.494	53.587	2:43.081	65.53	5.461	17:25:08.816
7 -	1:45.850	51.770	2:37.620 (1)	67.80		17:27:46.436

P20 37 S		Nigel KEMP		Kawasaki -		
IDEAL LAP TIME : 2:46.125		BEST LAP TIME : 2:46.438		DIFFERENCE : 0.313		
LAP	SECTOR 1	SECTOR 2	LAP TIME	MPH	DIFF	TIME OF DAY
1 -		1:01.487	3:09.210	56.48	22.772	17:11:49.358
2 -	1:58.461	59.917	2:58.378	59.91	11.940	17:14:47.736
3 -	1:56.956	58.521	2:55.477	60.90	9.039	17:17:43.213
4 -	1:52.703	57.313	2:50.016 (2)	62.86	3.578	17:20:33.229
5 -	1:55.448	56.256	2:51.704 (3)	62.24	5.266	17:23:24.933
6 -	1:49.869	56.569	2:46.438 (1)	64.21		17:26:11.371

P21 52		Gary JARMAN		Kawasaki - G & S Motorcycle tyres		
IDEAL LAP TIME : 2:24.676		BEST LAP TIME : 2:25.950		DIFFERENCE : 1.274		
LAP	SECTOR 1	SECTOR 2	LAP TIME	MPH	DIFF	TIME OF DAY
1 -		51.682	2:39.183	67.14	13.233	17:11:19.331
2 -	1:40.890	51.561	2:32.451	70.10	6.501	17:13:51.782
3 -	1:38.873	51.025	2:29.898 (3)	71.30	3.948	17:16:21.680
4 -	1:39.620	51.256	2:30.876	70.84	4.926	17:18:52.556
5 -	1:38.830	50.024	2:28.854 (2)	71.80	2.904	17:21:21.410
6 -	1:37.880	48.070	2:25.950 (1)	73.23		17:23:47.360

P22 32 R		Paul HANTON		Yamaha - Oaks carpentry		
IDEAL LAP TIME : 2:27.974		BEST LAP TIME : 2:28.558		DIFFERENCE : 0.584		
LAP	SECTOR 1	SECTOR 2	LAP TIME	MPH	DIFF	TIME OF DAY
1 -		50.858	2:38.545	67.41	9.987	17:11:18.693
2 -	1:40.658	50.662	2:31.320	70.63	2.762	17:13:50.013

Weather / Track : Cloudy / Wet

Snetterton 300

Circuit Length = 2.9689 miles

Start: 17:08 Flag 17:25 End: 17:28

BMCRC - MRO Championships 2016 - Rnd 9 @ Snetterton 300

EDlasia Formula 400 inc Sub 64 & Rookies

RACE 8 - SECTOR ANALYSIS

SECTOR 1 = FL to I1, SECTOR 2 = I1 to FL, DIFF = Difference To Personal Best Lap

3 -	1:40.581	51.526	2:32.107	70.26	3.549	17:16:22.120
4 -	1:38.691	50.607	2:29.298 (2)	71.58	0.740	17:18:51.418
5 -	1:39.652	50.353	2:30.005 (3)	71.25	1.447	17:21:21.423
6 -	1:37.621	50.937	2:28.558 (1)	71.94		17:23:49.981

P23 58 Steve YOUNG	Kawasaki - Cadmatic Engineering					
IDEAL LAP TIME : 2:41.105	BEST LAP TIME : 2:53.041	DIFFERENCE : 11.936				
LAP	SECTOR 1	SECTOR 2	LAP TIME	MPH	DIFF	TIME OF DAY
1 -		55.544	2:53.041 (1)	61.76		17:11:33.189

BMCRC - MRO Championships 2016 - Rnd 9 @ Snetterton 300

EDlasia Formula 400 inc Sub 64 & Rookies

RACE 8 - BEST SECTORS

SECTOR 1			SECTOR 2			IDEAL / BEST COMPARISON						
POS	NO	NAME	TIME	NO	NAME	TIME	POS	NO	NAME	IDEAL	BEST	DIFF
									PERFECT LAP	2:18.687		
1	86	SCOTT	1:31.809	46	ROWLINGS	46.878	1	86	SCOTT	2:19.233	2:19.233	0.000
2	3	HENNING	1:32.246	3	HENNING	47.062	2	3	HENNING	2:19.308	2:19.308	0.000
3	46	ROWLINGS	1:32.489	86	SCOTT	47.424	3	46	ROWLINGS	2:19.367	2:19.367	0.000
4	33	JOHNSTONE	1:34.097	33	JOHNSTONE	47.916	4	33	JOHNSTONE	2:22.013	2:22.013	0.000
5	114	SMITH	1:34.811	52	JARMAN	48.070	5	114	SMITH	2:23.058	2:23.400	0.342
6	31	LAWRENCE	1:35.426	114	SMITH	48.247	6	52	JARMAN	2:24.676	2:25.950	1.274
7	127	GREEN	1:36.165	39	FRYER	48.777	7	31	LAWRENCE	2:24.951	2:25.812	0.861
8	52	JARMAN	1:36.606	38	WOOD	48.820	8	127	GREEN	2:25.307	2:25.307	0.000
9	39	FRYER	1:36.836	23	EVANS	49.125	9	39	FRYER	2:25.613	2:26.280	0.667
10	90	RAPA	1:37.310	127	GREEN	49.142	10	38	WOOD	2:26.377	2:26.949	0.572
11	23	EVANS	1:37.325	90	RAPA	49.264	11	23	EVANS	2:26.450	2:26.450	0.000
12	38	WOOD	1:37.557	31	LAWRENCE	49.525	12	90	RAPA	2:26.574	2:27.070	0.496
13	32	HANTON	1:37.621	69	MASTERS	49.779	13	32	HANTON	2:27.974	2:28.558	0.584
14	69	MASTERS	1:39.503	32	HANTON	50.353	14	69	MASTERS	2:29.282	2:29.282	0.000
15	54	GORRIDGE	1:39.696	77	PETTY	50.481	15	54	GORRIDGE	2:30.189	2:30.189	0.000
16	77	PETTY	1:39.741	54	GORRIDGE	50.493	16	77	PETTY	2:30.222	2:30.222	0.000
17	57	FISHER	1:39.915	188	THOMPSON	50.838	17	57	FISHER	2:31.127	2:31.733	0.606
18	188	THOMPSON	1:40.907	57	FISHER	51.212	18	188	THOMPSON	2:31.745	2:31.745	0.000
19	42	ATKINS	1:43.251	138	SAVILLE	51.770	19	42	ATKINS	2:35.052	2:37.027	1.975
20	17	POCOCK	1:44.702	42	ATKINS	51.801	20	138	SAVILLE	2:37.620	2:37.620	0.000
21	58	YOUNG	1:45.561	17	POCOCK	53.078	21	17	POCOCK	2:37.780	2:38.437	0.657
22	138	SAVILLE	1:45.850	58	YOUNG	55.544	22	58	YOUNG	2:41.105	2:53.041	11.936
23	37	KEMP	1:49.869	37	KEMP	56.256	23	37	KEMP	2:46.125	2:46.438	0.313
24												
25												
26												

Weather / Track : Cloudy / Wet

Results can be found at www.tsl-timing.com

Snetterton 300

Circuit Length = 2.9689 miles

Start: 17:08 Flag 17:25 End: 17:28

Printed - 18:00 Saturday, 17 September 2016

BMCRC - MRO Championships 2016 - Rnd 9 @ Snetterton 300



EDLasia Formula 400 inc Sub 64 & Rookies

RACE 6 - CLASSIFICATION

POS	NO	CL	PIC NAME	ENTRY	LAPS	TIME	GAP	DIFF	MPH	BEST	ON
1	2		1 Andrew GILL	Kawasaki - RMKD Racing	6	12:49.399			83.34	2:04.722	5
2	3		2 Gary HENNING	Kawasaki - SGT motorcycles	6	12:49.786	0.387	0.387	83.30	2:05.479	6
3	114		3 Gary SMITH	Kawasaki - SDC/Mike Smith Tuning	6	12:53.443	4.044	3.657	82.91	2:06.458	5
4	86		4 Mathew SCOTT	Kawasaki -	6	13:13.554	24.155	20.111	80.81	2:10.934	3
5	46	S	1 Harry ROWLINGS	Kawasaki -	6	13:13.953	24.554	0.399	80.77	2:10.074	6
6	127		5 Adam GREEN	Kawasaki - Royal Air Force Motorsport Association	6	13:22.227	32.828	8.274	79.93	2:10.584	6
7	69	S	2 Bob MASTERS	Honda -	6	13:22.670	33.271	0.443	79.89	2:10.699	6
8	23	S	3 Tham EVANS	Honda - Vanilla Electronics	6	13:26.034	36.635	3.364	79.56	2:11.616	6
9	38	R	1 Hayden WOOD	Kawasaki -	6	13:26.563	37.164	0.529	79.50	2:12.558	5
10	33	S	4 Carl JOHNSTONE	Yamaha - EDLasia	6	13:36.278	46.879	9.715	78.56	2:14.026	5
11	39		6 Elwyn FRYER	Kawasaki - Gray & Adams Ltd	6	13:41.218	51.819	4.940	78.08	2:13.411	6
12	90	R	2 Steve RAPA	Honda - Castech developments	6	13:53.477	1:04.078	12.259	76.94	2:17.275	2
13	54		7 Eric GORRIDGE	Kawasaki -	6	13:57.432	1:08.033	3.955	76.57	2:15.766	5
14	31	R	3 Andrew LAWRENCE	Yamaha - Oaks carpentry	6	14:03.601	1:14.202	6.169	76.01	2:17.514	4
15	32	R	4 Paul HANTON	Yamaha - Oaks carpentry	6	14:03.797	1:14.398	0.196	75.99	2:17.328	6
16	58		8 Steve YOUNG	Kawasaki - Cadmatic Engineering	6	14:12.213	1:22.814	8.416	75.24	2:18.240	6
17	57	S	5 Paul FISHER	Kawasaki -	6	14:14.041	1:24.642	1.828	75.08	2:20.313	3
18	77		9 Ray PETTY	Kawasaki - Gray Adams	6	14:14.627	1:25.228	0.586	75.03	2:19.714	6
19	42	R	5 David ATKINS	Kawasaki -	6	14:23.137	1:33.738	8.510	74.29	2:21.396	2
20	47		10 Allan CLARK	Kawasaki - A Clark & Sons Builders	6	14:25.314	1:35.915	2.177	74.11	2:20.900	5
21	138		11 Tom SAVILLE	Kawasaki - SABRE ENGINEERING	6	14:25.695	1:36.296	0.381	74.07	2:21.549	4
22	188	R	6 Lydia THOMPSON	Kawasaki - Flintstone Racing - David Simons Tuning	6	14:28.479	1:39.080	2.784	73.83	2:21.940	2
23	37	S	6 Nigel KEMP	Kawasaki -	5	12:49.353	1 Lap	1 Lap	69.46	2:31.104	3
24	17	R	7 Andrew POCOCK	Honda -	5	12:58.547	1 Lap	9.194	68.64	2:32.777	5

NOT CLASSIFIED

DNF	52		Gary JARMAN	Kawasaki - G & S Motorcycle tyres	0						
-----	----	--	-------------	-----------------------------------	---	--	--	--	--	--	--

FASTEST LAP

	2		Andrew GILL	Kawasaki - RMKD Racing	5	2:04.722		85.69 mph		137.91 kph	
	46	S	Harry ROWLINGS	Kawasaki -	6	2:10.074		82.16 mph		132.23 kph	
	38	R	Hayden WOOD	Kawasaki -	5	2:12.558		80.62 mph		129.76 kph	

Class - 90% of Race Speed = 75.00 mph
 Class S - 90% of Race Speed = 72.69 mph
 Class R - 90% of Race Speed = 71.55 mph

Snetterton 300
 Circuit Length = 2.9689 miles
 Start: 12:38 Flag 12:51 End: 12:53

Weather / Track : Cloudy / Dry
 These results are provisional until the conclusion of any judicial and technical matters.

Clerk Of Course :	Timekeeper :
-------------------	--------------

Results can be found at www.tsl-timing.com

Printed - 12:53 Sunday, 18 September 2016



BMCRC - MRO Championships 2016 - Rnd 9 @ Snetterton 300

EDlasia Formula 400 inc Sub 64 & Rookies

RACE 6 - LAP CHART

LAP 1 @ 12:40:59.823

NO	BEHIND	LAP TIME
3		2:13.309
114	0.246	2:13.555
2	3.782	2:17.091
86	4.293	2:17.602
46	4.716	2:18.025
127	6.832	2:20.141
33	6.908	2:20.217
38	7.599	2:20.908
69	7.808	2:21.117
23	9.724	2:23.033
90	10.606	2:23.915
39	12.408	2:25.717
54	14.596	2:27.905
77	15.056	2:28.365
31	15.231	2:28.540
32	15.513	2:28.822
138	16.702	2:30.011
57	16.740	2:30.049
42	18.028	2:31.337
188	19.785	2:33.094
58	20.661	2:33.970
47	22.333	2:35.642
37	28.795	2:42.104
17	29.805	2:43.114

LAP 2 @ 12:43:07.803

NO	BEHIND	LAP TIME
114		2:07.734
3	0.264	2:08.244
2	3.299	2:07.497
86	7.491	2:11.178
46	8.419	2:11.683
127	12.200	2:13.348
38	12.724	2:13.105
33	13.382	2:14.454
69	13.465	2:13.637
23	15.954	2:14.210
90	19.901	2:17.275
39	22.227	2:17.799
54	28.038	2:21.422
31	28.375	2:21.124
32	28.868	2:21.335
57	30.156	2:21.396
77	30.916	2:23.840
138	31.017	2:22.295
42	31.444	2:21.396
188	33.745	2:21.940
58	34.061	2:21.380
47	36.153	2:21.800
37	53.808	2:32.993
17	57.978	2:36.153

LAP 3 @ 12:45:15.900

NO	BEHIND	LAP TIME
114		2:08.097
3	0.057	2:07.890
2	0.640	2:05.438
86	10.328	2:10.934
46	10.851	2:10.529
127	18.450	2:14.347
38	18.553	2:13.926

69	18.944	2:13.576
23	20.623	2:12.766
33	20.782	2:15.497
90	29.773	2:17.969
39	29.854	2:15.724
54	39.031	2:19.090
32	39.532	2:18.761
31	39.853	2:19.575
57	42.372	2:20.313
77	43.062	2:20.243
58	44.326	2:18.362
138	44.561	2:21.641
42	45.757	2:22.410
188	48.385	2:22.737
47	49.623	2:21.567
37	1:16.815	2:31.104
17	1:23.166	2:33.285

LAP 4 @ 12:47:23.573

NO	BEHIND	LAP TIME
2		2:07.033
114	0.451	2:08.124
3	0.684	2:08.300
86	14.098	2:11.443
46	14.643	2:11.465
127	23.135	2:12.358
69	23.439	2:12.168
38	24.318	2:13.438
23	25.665	2:12.715
33	28.815	2:15.706
39	36.935	2:14.754
90	39.648	2:17.548
54	48.767	2:17.409
32	49.561	2:17.702
31	49.694	2:17.514
57	55.726	2:21.027
77	56.421	2:21.032
58	56.465	2:19.812
138	58.437	2:21.549
42	1:00.772	2:22.688
188	1:04.577	2:23.865
47	1:05.901	2:23.951
37	1:40.969	2:31.827
17	1:48.711	2:33.218

LAP 5 @ 12:49:28.295

NO	BEHIND	LAP TIME
2		2:04.722
114	2.187	2:06.458
3	2.526	2:06.564
86	20.367	2:10.991
46	22.098	2:12.177
127	29.862	2:11.449
69	30.190	2:11.473
38	32.154	2:12.558
23	32.637	2:11.694
33	38.119	2:14.026
39	46.026	2:13.813
90	53.986	2:19.060
54	59.811	2:15.766
31	1:04.145	2:19.173
32	1:04.688	2:19.849
57	1:11.822	2:20.818
58	1:12.192	2:20.449

77	1:13.132	2:21.433
42	1:19.154	2:23.104
138	1:21.042	2:27.327
47	1:22.079	2:20.900
188	1:22.326	2:22.471
37	2:07.572	2:31.325

LAP 6 @ 12:51:35.913

NO	BEHIND	LAP TIME
2		2:07.618
3	0.387	2:05.479
114	4.044	2:09.475
17	1 Lap	2:32.777
86	24.155	2:11.406
46	24.554	2:10.074
127	32.828	2:10.584
69	33.271	2:10.699
23	36.635	2:11.616
38	37.164	2:12.628
33	46.879	2:16.378
39	51.819	2:13.411
90	1:04.078	2:17.710
54	1:08.033	2:15.840
31	1:14.202	2:17.675
32	1:14.398	2:17.328
58	1:22.814	2:18.240
57	1:24.642	2:20.438
77	1:25.228	2:19.714
42	1:33.738	2:22.202
47	1:35.915	2:21.454
138	1:36.296	2:22.872
188	1:39.080	2:24.372

Weather / Track : Cloudy / Dry

Results can be found at www.tsl-timing.com

Snetterton 300

Circuit Length = 2.9689 miles

Start: 12:38 Flag 12:51 End: 12:53

Printed - 12:54 Sunday, 18 September 2016

BMCRC - MRO Championships 2016 - Rnd 9 @ Snetterton 300

EDlasia Formula 400 inc Sub 64 & Rookies

RACE 6 - SECTOR ANALYSIS

SECTOR 1 = FL to I1, SECTOR 2 = I1 to FL, DIFF = Difference To Personal Best Lap

P1		2		Andrew GILL		Kawasaki - RMKD Racing	
IDEAL LAP TIME : 2:04.669		BEST LAP TIME : 2:04.722		DIFFERENCE : 0.053			
LAP	SECTOR 1	SECTOR 2	LAP TIME	MPH	DIFF	TIME OF DAY	
1 -		43.110	2:17.091	77.96	12.369	12:41:03.605	
2 -	1:25.132	42.365	2:07.497	83.83	2.775	12:43:11.102	
3 -	1:23.981	41.457	2:05.438 (2)	85.20	0.716	12:45:16.540	
4 -	1:24.942	42.091	2:07.033 (3)	84.13	2.311	12:47:23.573	
5 -	1:23.212	41.510	2:04.722 (1)	85.69		12:49:28.295	
6 -	1:24.034	43.584	2:07.618	83.75	2.896	12:51:35.913	

P2		3		Gary HENNING		Kawasaki - SGT motorcycles	
IDEAL LAP TIME : 2:05.479		BEST LAP TIME : 2:05.479		DIFFERENCE : 0.000			
LAP	SECTOR 1	SECTOR 2	LAP TIME	MPH	DIFF	TIME OF DAY	
1 -		42.923	2:13.309	80.17	7.830	12:40:59.823	
2 -	1:25.862	42.382	2:08.244	83.34	2.765	12:43:08.067	
3 -	1:25.110	42.780	2:07.890 (3)	83.57	2.411	12:45:15.957	
4 -	1:25.401	42.899	2:08.300	83.30	2.821	12:47:24.257	
5 -	1:24.266	42.298	2:06.564 (2)	84.44	1.085	12:49:30.821	
6 -	1:23.785	41.694	2:05.479 (1)	85.17		12:51:36.300	

P3		114		Gary SMITH		Kawasaki - SDC/Mike Smith Tuning	
IDEAL LAP TIME : 2:06.458		BEST LAP TIME : 2:06.458		DIFFERENCE : 0.000			
LAP	SECTOR 1	SECTOR 2	LAP TIME	MPH	DIFF	TIME OF DAY	
1 -		42.821	2:13.555	80.02	7.097	12:41:00.069	
2 -	1:25.181	42.553	2:07.734 (2)	83.67	1.276	12:43:07.803	
3 -	1:25.246	42.851	2:08.097 (3)	83.43	1.639	12:45:15.900	
4 -	1:25.407	42.717	2:08.124	83.41	1.666	12:47:24.024	
5 -	1:24.368	42.090	2:06.458 (1)	84.51		12:49:30.482	
6 -	1:24.977	44.498	2:09.475	82.54	3.017	12:51:39.957	

P4		86		Mathew SCOTT		Kawasaki -	
IDEAL LAP TIME : 2:10.809		BEST LAP TIME : 2:10.934		DIFFERENCE : 0.125			
LAP	SECTOR 1	SECTOR 2	LAP TIME	MPH	DIFF	TIME OF DAY	
1 -		44.229	2:17.602	77.67	6.668	12:41:04.116	
2 -	1:27.316	43.862	2:11.178 (3)	81.47	0.244	12:43:15.294	
3 -	1:27.009	43.925	2:10.934 (1)	81.62		12:45:26.228	
4 -	1:27.170	44.273	2:11.443	81.31	0.509	12:47:37.671	
5 -	1:26.947	44.044	2:10.991 (2)	81.59	0.057	12:49:48.662	
6 -	1:27.285	44.121	2:11.406	81.33	0.472	12:52:00.068	

P5		46 S		Harry ROWLINGS		Kawasaki -	
IDEAL LAP TIME : 2:10.057		BEST LAP TIME : 2:10.074		DIFFERENCE : 0.017			
LAP	SECTOR 1	SECTOR 2	LAP TIME	MPH	DIFF	TIME OF DAY	
1 -		43.897	2:18.025	77.43	7.951	12:41:04.539	
2 -	1:27.800	43.883	2:11.683	81.16	1.609	12:43:16.222	
3 -	1:26.735	43.794	2:10.529 (2)	81.88	0.455	12:45:26.751	
4 -	1:26.890	44.575	2:11.465 (3)	81.29	1.391	12:47:38.216	
5 -	1:28.382	43.795	2:12.177	80.86	2.103	12:49:50.393	
6 -	1:26.263	43.811	2:10.074 (1)	82.16		12:52:00.467	

P6		127		Adam GREEN		Kawasaki - Royal Air Force Motorsport Association	
IDEAL LAP TIME : 2:10.584		BEST LAP TIME : 2:10.584		DIFFERENCE : 0.000			
LAP	SECTOR 1	SECTOR 2	LAP TIME	MPH	DIFF	TIME OF DAY	
1 -		44.326	2:20.141	76.26	9.557	12:41:06.655	
2 -	1:28.879	44.469	2:13.348	80.15	2.764	12:43:20.003	
3 -	1:29.307	45.040	2:14.347	79.55	3.763	12:45:34.350	
4 -	1:28.374	43.984	2:12.358 (3)	80.75	1.774	12:47:46.708	
5 -	1:27.603	43.846	2:11.449 (2)	81.30	0.865	12:49:58.157	

Weather / Track : Cloudy / Dry

Snetterton 300
Circuit Length = 2.9689 miles
Start: 12:38 Flag 12:51 End: 12:53

BMCRC - MRO Championships 2016 - Rnd 9 @ Snetterton 300

EDlasia Formula 400 inc Sub 64 & Rookies

RACE 6 - SECTOR ANALYSIS

SECTOR 1 = FL to I1, SECTOR 2 = I1 to FL, DIFF = Difference To Personal Best Lap

6 - 1:26.961 43.623 2:10.584 (1) 81.84 12:52:08.741

P7 69 S Bob MASTERS			Honda -			
IDEAL LAP TIME : 2:10.699		BEST LAP TIME : 2:10.699		DIFFERENCE : 0.000		
LAP	SECTOR 1	SECTOR 2	LAP TIME	MPH	DIFF	TIME OF DAY
1 -		43.553	2:21.117	75.73	10.418	12:41:07.631
2 -	1:28.538	45.099	2:13.637	79.97	2.938	12:43:21.268
3 -	1:28.540	45.036	2:13.576	80.01	2.877	12:45:34.844
4 -	1:28.270	43.898	2:12.168 (3)	80.86	1.469	12:47:47.012
5 -	1:27.659	43.814	2:11.473 (2)	81.29	0.774	12:49:58.485
6 -	1:27.240	43.459	2:10.699 (1)	81.77		12:52:09.184

P8 23 S Tham EVANS			Honda - Vanilla Electronics			
IDEAL LAP TIME : 2:11.449		BEST LAP TIME : 2:11.616		DIFFERENCE : 0.167		
LAP	SECTOR 1	SECTOR 2	LAP TIME	MPH	DIFF	TIME OF DAY
1 -		45.165	2:23.033	74.72	11.417	12:41:09.547
2 -	1:29.303	44.907	2:14.210	79.63	2.594	12:43:23.757
3 -	1:28.087	44.679	2:12.766	80.50	1.150	12:45:36.523
4 -	1:28.204	44.511	2:12.715 (3)	80.53	1.099	12:47:49.238
5 -	1:27.223	44.471	2:11.694 (2)	81.15	0.078	12:50:00.932
6 -	1:27.390	44.226	2:11.616 (1)	81.20		12:52:12.548

P9 38 R Hayden WOOD			Kawasaki -			
IDEAL LAP TIME : 2:12.212		BEST LAP TIME : 2:12.558		DIFFERENCE : 0.346		
LAP	SECTOR 1	SECTOR 2	LAP TIME	MPH	DIFF	TIME OF DAY
1 -		44.917	2:20.908	75.85	8.350	12:41:07.422
2 -	1:28.631	44.474	2:13.105 (3)	80.29	0.547	12:43:20.527
3 -	1:28.956	44.970	2:13.926	79.80	1.368	12:45:34.453
4 -	1:29.528	43.910	2:13.438	80.09	0.880	12:47:47.891
5 -	1:28.329	44.229	2:12.558 (1)	80.62		12:50:00.449
6 -	1:28.302	44.326	2:12.628 (2)	80.58	0.070	12:52:13.077

P10 33 S Carl JOHNSTONE			Yamaha - EDlasia			
IDEAL LAP TIME : 2:13.707		BEST LAP TIME : 2:14.026		DIFFERENCE : 0.319		
LAP	SECTOR 1	SECTOR 2	LAP TIME	MPH	DIFF	TIME OF DAY
1 -		44.614	2:20.217	76.22	6.191	12:41:06.731
2 -	1:29.404	45.050	2:14.454 (2)	79.49	0.428	12:43:21.185
3 -	1:29.576	45.921	2:15.497 (3)	78.88	1.471	12:45:36.682
4 -	1:31.403	44.303	2:15.706	78.75	1.680	12:47:52.388
5 -	1:29.553	44.473	2:14.026 (1)	79.74		12:50:06.414
6 -	1:29.636	46.742	2:16.378	78.37	2.352	12:52:22.792

P11 39 Elwyn FRYER			Kawasaki - Gray & Adams Ltd			
IDEAL LAP TIME : 2:13.411		BEST LAP TIME : 2:13.411		DIFFERENCE : 0.000		
LAP	SECTOR 1	SECTOR 2	LAP TIME	MPH	DIFF	TIME OF DAY
1 -		46.184	2:25.717	73.34	12.306	12:41:12.231
2 -	1:31.685	46.114	2:17.799	77.56	4.388	12:43:30.030
3 -	1:30.698	45.026	2:15.724	78.74	2.313	12:45:45.754
4 -	1:30.172	44.582	2:14.754 (3)	79.31	1.343	12:48:00.508
5 -	1:29.141	44.672	2:13.813 (2)	79.87	0.402	12:50:14.321
6 -	1:28.917	44.494	2:13.411 (1)	80.11		12:52:27.732

P12 90 R Steve RAPA			Honda - Castech developments			
IDEAL LAP TIME : 2:17.197		BEST LAP TIME : 2:17.275		DIFFERENCE : 0.078		
LAP	SECTOR 1	SECTOR 2	LAP TIME	MPH	DIFF	TIME OF DAY
1 -		45.989	2:23.915	74.26	6.640	12:41:10.429
2 -	1:31.526	45.749	2:17.275 (1)	77.85		12:43:27.704
3 -	1:31.775	46.194	2:17.969	77.46	0.694	12:45:45.673

Weather / Track : Cloudy / Dry

Snetterton 300
Circuit Length = 2.9689 miles
Start: 12:38 Flag 12:51 End: 12:53

BMCRC - MRO Championships 2016 - Rnd 9 @ Snetterton 300

EDlasia Formula 400 inc Sub 64 & Rookies

RACE 6 - SECTOR ANALYSIS

SECTOR 1 = FL to I1, SECTOR 2 = I1 to FL, DIFF = Difference To Personal Best Lap

4 -	1:31.877	45.671	2:17.548 (2)	77.70	0.273	12:48:03.221
5 -	1:32.367	46.693	2:19.060	76.85	1.785	12:50:22.281
6 -	1:31.971	45.739	2:17.710 (3)	77.61	0.435	12:52:39.991

P13	54	Eric GORRIDGE	Kawasaki -			
IDEAL LAP TIME : 2:15.583		BEST LAP TIME : 2:15.766	DIFFERENCE : 0.183			
LAP	SECTOR 1	SECTOR 2	LAP TIME	MPH	DIFF	TIME OF DAY
1 -		47.185	2:27.905	72.26	12.139	12:41:14.419
2 -	1:34.735	46.687	2:21.422	75.57	5.656	12:43:35.841
3 -	1:33.222	45.868	2:19.090	76.84	3.324	12:45:54.931
4 -	1:31.724	45.685	2:17.409 (3)	77.78	1.643	12:48:12.340
5 -	1:30.342	45.424	2:15.766 (1)	78.72		12:50:28.106
6 -	1:30.599	45.241	2:15.840 (2)	78.68	0.074	12:52:43.946

P14	31 R	Andrew LAWRENCE	Yamaha - Oaks carpentry			
IDEAL LAP TIME : 2:17.426		BEST LAP TIME : 2:17.514	DIFFERENCE : 0.088			
LAP	SECTOR 1	SECTOR 2	LAP TIME	MPH	DIFF	TIME OF DAY
1 -		47.033	2:28.540	71.95	11.026	12:41:15.054
2 -	1:34.295	46.829	2:21.124	75.73	3.610	12:43:36.178
3 -	1:33.688	45.887	2:19.575	76.57	2.061	12:45:55.753
4 -	1:31.592	45.922	2:17.514 (1)	77.72		12:48:13.267
5 -	1:33.048	46.125	2:19.173 (3)	76.79	1.659	12:50:32.440
6 -	1:31.539	46.136	2:17.675 (2)	77.63	0.161	12:52:50.115

P15	32 R	Paul HANTON	Yamaha - Oaks carpentry			
IDEAL LAP TIME : 2:17.087		BEST LAP TIME : 2:17.328	DIFFERENCE : 0.241			
LAP	SECTOR 1	SECTOR 2	LAP TIME	MPH	DIFF	TIME OF DAY
1 -		46.870	2:28.822	71.81	11.494	12:41:15.336
2 -	1:34.140	47.195	2:21.335	75.62	4.007	12:43:36.671
3 -	1:32.916	45.845	2:18.761 (3)	77.02	1.433	12:45:55.432
4 -	1:31.958	45.744	2:17.702 (2)	77.61	0.374	12:48:13.134
5 -	1:33.555	46.294	2:19.849	76.42	2.521	12:50:32.983
6 -	1:31.343	45.985	2:17.328 (1)	77.82		12:52:50.311

P16	58	Steve YOUNG	Kawasaki - Cadmatic Engineering			
IDEAL LAP TIME : 2:17.737		BEST LAP TIME : 2:18.240	DIFFERENCE : 0.503			
LAP	SECTOR 1	SECTOR 2	LAP TIME	MPH	DIFF	TIME OF DAY
1 -		48.269	2:33.970	69.41	15.730	12:41:20.484
2 -	1:34.118	47.262	2:21.380	75.59	3.140	12:43:41.864
3 -	1:31.929	46.433	2:18.362 (2)	77.24	0.122	12:46:00.226
4 -	1:32.241	47.571	2:19.812 (3)	76.44	1.572	12:48:20.038
5 -	1:32.768	47.681	2:20.449	76.09	2.209	12:50:40.487
6 -	1:31.304	46.936	2:18.240 (1)	77.31		12:52:58.727

P17	57 S	Paul FISHER	Kawasaki -			
IDEAL LAP TIME : 2:19.782		BEST LAP TIME : 2:20.313	DIFFERENCE : 0.531			
LAP	SECTOR 1	SECTOR 2	LAP TIME	MPH	DIFF	TIME OF DAY
1 -		47.300	2:30.049	71.23	9.736	12:41:16.563
2 -	1:33.891	47.505	2:21.396	75.58	1.083	12:43:37.959
3 -	1:33.529	46.784	2:20.313 (1)	76.17		12:45:58.272
4 -	1:33.085	47.942	2:21.027	75.78	0.714	12:48:19.299
5 -	1:33.457	47.361	2:20.818 (3)	75.89	0.505	12:50:40.117
6 -	1:32.998	47.440	2:20.438 (2)	76.10	0.125	12:53:00.555

P18	77	Ray PETTY	Kawasaki - Gray Adams			
IDEAL LAP TIME : 2:19.714		BEST LAP TIME : 2:19.714	DIFFERENCE : 0.000			
LAP	SECTOR 1	SECTOR 2	LAP TIME	MPH	DIFF	TIME OF DAY
1 -		47.227	2:28.365	72.03	8.651	12:41:14.879

Weather / Track : Cloudy / Dry

Snetterton 300
Circuit Length = 2.9689 miles
Start: 12:38 Flag 12:51 End: 12:53

BMCRC - MRO Championships 2016 - Rnd 9 @ Snetterton 300

EDlasia Formula 400 inc Sub 64 & Rookies

RACE 6 - SECTOR ANALYSIS

SECTOR 1 = FL to I1, SECTOR 2 = I1 to FL, DIFF = Difference To Personal Best Lap

2 -	1:35.374	48.466	2:23.840	74.30	4.126	12:43:38.719
3 -	1:33.185	47.058	2:20.243 (2)	76.21	0.529	12:45:58.962
4 -	1:33.119	47.913	2:21.032 (3)	75.78	1.318	12:48:19.994
5 -	1:33.667	47.766	2:21.433	75.56	1.719	12:50:41.427
6 -	1:33.108	46.606	2:19.714 (1)	76.49		12:53:01.141

P19 42 R David ATKINS			Kawasaki -			
IDEAL LAP TIME : 2:21.137		BEST LAP TIME : 2:21.396		DIFFERENCE : 0.259		
LAP	SECTOR 1	SECTOR 2	LAP TIME	MPH	DIFF	TIME OF DAY
1 -		47.396	2:31.337	70.62	9.941	12:41:17.851
2 -	1:33.831	47.565	2:21.396 (1)	75.58		12:43:39.247
3 -	1:35.104	47.306	2:22.410 (3)	75.05	1.014	12:46:01.657
4 -	1:35.219	47.469	2:22.688	74.90	1.292	12:48:24.345
5 -	1:35.553	47.551	2:23.104	74.68	1.708	12:50:47.449
6 -	1:34.152	48.050	2:22.202 (2)	75.16	0.806	12:53:09.651

P20 47 Allan CLARK			Kawasaki - A Clark & Sons Builders			
IDEAL LAP TIME : 2:20.599		BEST LAP TIME : 2:20.900		DIFFERENCE : 0.301		
LAP	SECTOR 1	SECTOR 2	LAP TIME	MPH	DIFF	TIME OF DAY
1 -		48.331	2:35.642	68.67	14.742	12:41:22.156
2 -	1:34.675	47.125	2:21.800	75.37	0.900	12:43:43.956
3 -	1:34.866	46.701	2:21.567 (3)	75.49	0.667	12:46:05.523
4 -	1:35.151	48.800	2:23.951	74.24	3.051	12:48:29.474
5 -	1:33.898	47.002	2:20.900 (1)	75.85		12:50:50.374
6 -	1:34.274	47.180	2:21.454 (2)	75.55	0.554	12:53:11.828

P21 138 Tom SAVILLE			Kawasaki - SABRE ENGINEERING			
IDEAL LAP TIME : 2:20.532		BEST LAP TIME : 2:21.549		DIFFERENCE : 1.017		
LAP	SECTOR 1	SECTOR 2	LAP TIME	MPH	DIFF	TIME OF DAY
1 -		47.066	2:30.011	71.24	8.462	12:41:16.525
2 -	1:34.282	48.013	2:22.295 (3)	75.11	0.746	12:43:38.820
3 -	1:34.800	46.841	2:21.641 (2)	75.45	0.092	12:46:00.461
4 -	1:35.299	46.250	2:21.549 (1)	75.50		12:48:22.010
5 -	1:39.063	48.264	2:27.327	72.54	5.778	12:50:49.337
6 -	1:36.560	46.312	2:22.872	74.80	1.323	12:53:12.209

P22 188 R Lydia THOMPSON			Kawasaki - Flintstone Racing - David Simons Tuning			
IDEAL LAP TIME : 2:21.544		BEST LAP TIME : 2:21.940		DIFFERENCE : 0.396		
LAP	SECTOR 1	SECTOR 2	LAP TIME	MPH	DIFF	TIME OF DAY
1 -		48.089	2:33.094	69.81	11.154	12:41:19.608
2 -	1:34.627	47.313	2:21.940 (1)	75.29		12:43:41.548
3 -	1:35.090	47.647	2:22.737 (3)	74.87	0.797	12:46:04.285
4 -	1:35.613	48.252	2:23.865	74.29	1.925	12:48:28.150
5 -	1:34.231	48.240	2:22.471 (2)	75.01	0.531	12:50:50.621
6 -	1:36.389	47.983	2:24.372	74.03	2.432	12:53:14.993

P23 37 S Nigel KEMP			Kawasaki -			
IDEAL LAP TIME : 2:30.411		BEST LAP TIME : 2:31.104		DIFFERENCE : 0.693		
LAP	SECTOR 1	SECTOR 2	LAP TIME	MPH	DIFF	TIME OF DAY
1 -		52.239	2:42.104	65.93	11.000	12:41:28.618
2 -	1:42.092	50.901	2:32.993	69.85	1.889	12:44:01.611
3 -	1:40.286	50.818	2:31.104 (1)	70.73		12:46:32.715
4 -	1:41.058	50.769	2:31.827 (3)	70.39	0.723	12:49:04.542
5 -	1:41.200	50.125	2:31.325 (2)	70.62	0.221	12:51:35.867

P24 17 R Andrew POCOCK			Honda -			
IDEAL LAP TIME : 2:32.777		BEST LAP TIME : 2:32.777		DIFFERENCE : 0.000		
LAP	SECTOR 1	SECTOR 2	LAP TIME	MPH	DIFF	TIME OF DAY
1 -						
2 -						
3 -						
4 -						
5 -						

Weather / Track : Cloudy / Dry

Snetterton 300
Circuit Length = 2.9689 miles
Start: 12:38 Flag 12:51 End: 12:53

BMCRC - MRO Championships 2016 - Rnd 9 @ Snetterton 300

EDlasia Formula 400 inc Sub 64 & Rookies

RACE 6 - SECTOR ANALYSIS

SECTOR 1 = FL to I1, SECTOR 2 = I1 to FL, DIFF = Difference To Personal Best Lap

1 -		53.276	2:43.114	65.52	10.337	12:41:29.628
2 -	1:44.117	52.036	2:36.153	68.44	3.376	12:44:05.781
3 -	1:41.913	51.372	2:33.285 (3)	69.72	0.508	12:46:39.066
4 -	1:41.982	51.236	2:33.218 (2)	69.75	0.441	12:49:12.284
5 -	1:41.598	51.179	2:32.777 (1)	69.95		12:51:45.061

BMCRC - MRO Championships 2016 - Rnd 9 @ Snetterton 300

EDlasia Formula 400 inc Sub 64 & Rookies

RACE 6 - BEST SECTORS

SECTOR 1			SECTOR 2			IDEAL / BEST COMPARISON						
POS	NO	NAME	TIME	NO	NAME	TIME	POS	NO	NAME	IDEAL	BEST	DIFF
									PERFECT LAP	2:04.669		
1	2	GILL	1:23.212	2	GILL	41.457	1	2	GILL	2:04.669	2:04.722	0.053
2	3	HENNING	1:23.785	3	HENNING	41.694	2	3	HENNING	2:05.479	2:05.479	0.000
3	114	SMITH	1:24.368	114	SMITH	42.090	3	114	SMITH	2:06.458	2:06.458	0.000
4	46	ROWLINGS	1:26.263	69	MASTERS	43.459	4	46	ROWLINGS	2:10.057	2:10.074	0.017
5	86	SCOTT	1:26.947	127	GREEN	43.623	5	127	GREEN	2:10.584	2:10.584	0.000
6	127	GREEN	1:26.961	46	ROWLINGS	43.794	6	69	MASTERS	2:10.699	2:10.699	0.000
7	23	EVANS	1:27.223	86	SCOTT	43.862	7	86	SCOTT	2:10.809	2:10.934	0.125
8	69	MASTERS	1:27.240	38	WOOD	43.910	8	23	EVANS	2:11.449	2:11.616	0.167
9	38	WOOD	1:28.302	23	EVANS	44.226	9	38	WOOD	2:12.212	2:12.558	0.346
10	39	FRYER	1:28.917	33	JOHNSTONE	44.303	10	39	FRYER	2:13.411	2:13.411	0.000
11	33	JOHNSTONE	1:29.404	39	FRYER	44.494	11	33	JOHNSTONE	2:13.707	2:14.026	0.319
12	54	GORRIDGE	1:30.342	54	GORRIDGE	45.241	12	54	GORRIDGE	2:15.583	2:15.766	0.183
13	58	YOUNG	1:31.304	90	RAPA	45.671	13	32	HANTON	2:17.087	2:17.328	0.241
14	32	HANTON	1:31.343	32	HANTON	45.744	14	90	RAPA	2:17.197	2:17.275	0.078
15	90	RAPA	1:31.526	31	LAWRENCE	45.887	15	31	LAWRENCE	2:17.426	2:17.514	0.088
16	31	LAWRENCE	1:31.539	138	SAVILLE	46.250	16	58	YOUNG	2:17.737	2:18.240	0.503
17	57	FISHER	1:32.998	58	YOUNG	46.433	17	77	PETTY	2:19.714	2:19.714	0.000
18	77	PETTY	1:33.108	77	PETTY	46.606	18	57	FISHER	2:19.782	2:20.313	0.531
19	42	ATKINS	1:33.831	47	CLARK	46.701	19	138	SAVILLE	2:20.532	2:21.549	1.017
20	47	CLARK	1:33.898	57	FISHER	46.784	20	47	CLARK	2:20.599	2:20.900	0.301
21	188	THOMPSON	1:34.231	42	ATKINS	47.306	21	42	ATKINS	2:21.137	2:21.396	0.259
22	138	SAVILLE	1:34.282	188	THOMPSON	47.313	22	188	THOMPSON	2:21.544	2:21.940	0.396
23	37	KEMP	1:40.286	37	KEMP	50.125	23	37	KEMP	2:30.411	2:31.104	0.693
24	17	POCOCK	1:41.598	17	POCOCK	51.179	24	17	POCOCK	2:32.777	2:32.777	0.000
25												

Weather / Track : Cloudy / Dry

Results can be found at www.tsl-timing.com

Snetterton 300

Circuit Length = 2.9689 miles

Start: 12:38 Flag 12:51 End: 12:53

Printed - 12:54 Sunday, 18 September 2016

BMCRC - MRO Championships 2016 - Rnd 9 @ Snetterton 300



EDL asia Formula 400 inc Sub 64 & Rookies

RACE 15 - CLASSIFICATION

POS	NO	CL	PIC NAME	ENTRY	LAPS	TIME	GAP	DIFF	MPH	BEST	ON
1	2		1 Andrew GILL	Kawasaki - RMKD Racing	6	12:42.192			84.13	2:05.332	3
2	3		2 Gary HENNING	Kawasaki - SGT motorcycles	6	12:47.448	5.256	5.256	83.56	2:06.488	5
3	86		3 Mathew SCOTT	Kawasaki -	6	12:58.905	16.713	11.457	82.33	2:08.136	4
4	46	S	1 Harry ROWLINGS	Kawasaki -	6	13:04.431	22.239	5.526	81.75	2:09.014	6
5	69	S	2 Bob MASTERS	Honda -	6	13:05.265	23.073	0.834	81.66	2:09.184	5
6	127		4 Adam GREEN	Kawasaki - Royal Air Force Motorsport Association	6	13:22.003	39.811	16.738	79.96	2:11.932	6
7	38	R	1 Hayden WOOD	Kawasaki -	6	13:22.064	39.872	0.061	79.95	2:11.945	4
8	23	S	3 Tham EVANS	Honda - Vanilla Electronics	6	13:22.604	40.412	0.540	79.90	2:11.555	3
9	33	S	4 Carl JOHNSTONE	Yamaha - EDL asia	6	13:38.655	56.463	16.051	78.33	2:15.003	2
10	31	R	2 Andrew LAWRENCE	Yamaha - Oaks carpentry	6	13:51.840	1:09.648	13.185	77.09	2:15.545	6
11	54		5 Eric GORRIDGE	Kawasaki -	6	13:52.993	1:10.801	1.153	76.98	2:16.526	4
12	90	R	3 Steve RAPA	Honda - Castech developments	6	13:54.663	1:12.471	1.670	76.83	2:16.851	5
13	188	R	4 Lydia THOMPSON	Kawasaki - Flintstone Racing - David Simons Tuning	6	14:11.461	1:29.269	16.798	75.31	2:18.765	3
14	57	S	5 Paul FISHER	Kawasaki -	6	14:12.266	1:30.074	0.805	75.24	2:19.674	5
15	42	R	5 David ATKINS	Kawasaki -	6	14:14.368	1:32.176	2.102	75.05	2:19.728	4
16	138		6 Tom SAVILLE	Kawasaki - SABRE ENGINEERING	6	14:16.060	1:33.868	1.692	74.91	2:18.377	3
17	58		7 Steve YOUNG	Kawasaki - Cadmatic Engineering	6	14:16.785	1:34.593	0.725	74.84	2:18.568	6
18	37	S	6 Nigel KEMP	Kawasaki -	5	12:44.394	1 Lap	1 Lap	69.91	2:28.223	5
19	17	R	6 Andrew POCOCK	Honda -	5	12:45.906	1 Lap	1.512	69.77	2:28.592	5

NOT CLASSIFIED

DNF	32	R	Paul HANTON	Yamaha - Oaks carpentry	5	11:36.979	1 Lap		76.67	2:16.469	5
DNF	77		Ray PETTY	Kawasaki - Gray Adams	4	9:36.426	2 Laps	1 Lap	74.16	2:22.086	3
DNF	114		Gary SMITH	Kawasaki - SDC/Mike Smith Tuning	2	4:19.830	4 Laps	2 Laps	82.26	2:06.736	2
DNF	47		Allan CLARK	Kawasaki - A Clark & Sons Builders	2	4:56.236	4 Laps	36.406	72.15	2:23.393	2

FASTEST LAP

	2		Andrew GILL	Kawasaki - RMKD Racing	3	2:05.332			85.27 mph	137.24 kph	
	46	S	Harry ROWLINGS	Kawasaki -	6	2:09.014			82.84 mph	133.32 kph	
	38	R	Hayden WOOD	Kawasaki -	4	2:11.945			81.00 mph	130.36 kph	

Class - 90% of Race Speed = 75.71 mph

Class S - 90% of Race Speed = 73.57 mph

Class R - 90% of Race Speed = 71.95 mph

Snetterton 300

Circuit Length = 2.9689 miles

Start: 16:30 Flag 16:43 End: 16:45

Weather / Track : Cloudy / Dry

These results are provisional until the conclusion of any judicial and technical matters.

Clerk Of Course :	Timekeeper :
-------------------	--------------

Results can be found at www.tsl-timing.com

Printed - 16:46 Sunday, 18 September 2016



BMCR - MRO Championships 2016 - Rnd 9 @ Snetterton 300

EDlasia Formula 400 inc Sub 64 & Rookies

RACE 15 - LAP CHART

LAP 1 @ 16:33:12.286

NO	BEHIND	LAP TIME
2		2:12.462
114	0.632	2:13.094
3	0.793	2:13.255
86	2.813	2:15.275
69	3.411	2:15.873
46	5.234	2:17.696
127	5.513	2:17.975
38	6.047	2:18.509
33	7.805	2:20.267
23	8.118	2:20.580
90	11.956	2:24.418
54	12.827	2:25.289
31	13.554	2:26.016
32	14.119	2:26.581
57	15.586	2:28.048
77	16.858	2:29.320
188	17.762	2:30.224
42	18.253	2:30.715
47	20.381	2:32.843
58	20.476	2:32.938
138	20.730	2:33.192
37	26.041	2:38.503
17	28.548	2:41.010

LAP 2 @ 16:35:17.794

NO	BEHIND	LAP TIME
2		2:05.508
114	1.860	2:06.736
3	2.060	2:06.775
86	6.814	2:09.509
69	8.101	2:10.198
46	9.454	2:09.728
38	12.956	2:12.417
127	12.966	2:12.961
23	15.318	2:12.708
33	17.300	2:15.003
90	25.019	2:18.571
54	25.653	2:18.334
32	26.982	2:18.371
31	27.502	2:19.456
57	30.079	2:20.001
188	33.227	2:20.973
77	33.533	2:22.183
42	34.129	2:21.384
138	37.890	2:22.668
58	38.158	2:23.190
47	38.266	2:23.393
37	53.575	2:33.042
17	54.556	2:31.516

LAP 3 @ 16:37:23.126

NO	BEHIND	LAP TIME
2		2:05.332
3	3.813	2:07.085
86	10.331	2:08.849
46	13.513	2:09.391
69	13.652	2:10.883
127	20.726	2:13.092
38	21.349	2:13.725
23	21.541	2:11.555
33	27.898	2:15.930

54	38.928	2:18.607	3	5.256	2:06.809
31	39.667	2:17.497	86	16.713	2:08.886
90	39.998	2:20.311	46	22.239	2:09.014
32	40.466	2:18.816	69	23.073	2:09.644
188	46.660	2:18.765	127	39.811	2:11.932
57	46.746	2:21.999	38	39.872	2:12.680
42	49.576	2:20.779	23	40.412	2:13.018
77	50.287	2:22.086	33	56.463	2:16.441
138	50.935	2:18.377	31	1:09.648	2:15.545
58	54.685	2:21.859	54	1:10.801	2:17.303
37	1:21.422	2:33.179	90	1:12.471	2:17.551
17	1:22.081	2:32.857	188	1:29.269	2:20.388

LAP 4 @ 16:39:28.567

NO	BEHIND	LAP TIME
2		2:05.441
3	5.408	2:07.036
86	13.026	2:08.136
46	17.457	2:09.385
69	17.694	2:09.483
127	27.802	2:12.517
38	27.853	2:11.945
23	28.240	2:12.140
33	37.781	2:15.324
54	50.013	2:16.526
31	50.359	2:16.133
90	51.518	2:16.961
32	51.767	2:16.742
188	1:00.926	2:19.707
57	1:03.596	2:22.291
42	1:03.863	2:19.728
138	1:07.475	2:21.981
77	1:07.683	2:22.837
58	1:09.520	2:20.276
37	1:47.428	2:31.447
17	1:48.571	2:31.931

LAP 5 @ 16:41:34.371

NO	BEHIND	LAP TIME
2		2:05.804
3	6.092	2:06.488
86	15.472	2:08.250
46	20.870	2:09.217
69	21.074	2:09.184
38	34.837	2:12.788
23	35.039	2:12.603
127	35.524	2:13.526
33	47.667	2:15.690
54	1:01.143	2:16.934
31	1:01.748	2:17.193
32	1:02.432	2:16.469
90	1:02.565	2:16.851
188	1:16.526	2:21.404
57	1:17.466	2:19.674
42	1:18.633	2:20.574
138	1:21.338	2:19.667
58	1:23.670	2:19.954

LAP 6 @ 16:43:42.016

NO	BEHIND	LAP TIME
2		2:07.645
37	1 Lap	2:28.223
17	1 Lap	2:28.592

Weather / Track : Cloudy / Dry

Results can be found at www.tsl-timing.com

Snetterton 300

Circuit Length = 2.9689 miles

Start: 16:30 Flag 16:43 End: 16:45

Printed - 16:47 Sunday, 18 September 2016

BMCR - MRO Championships 2016 - Rnd 9 @ Snetterton 300

EDlasia Formula 400 inc Sub 64 & Rookies

RACE 15 - SECTOR ANALYSIS

SECTOR 1 = FL to I1, SECTOR 2 = I1 to FL, DIFF = Difference To Personal Best Lap

P1		2		Andrew GILL		Kawasaki - RMKD Racing	
IDEAL LAP TIME : 2:05.107		BEST LAP TIME : 2:05.332		DIFFERENCE : 0.225			
LAP	SECTOR 1	SECTOR 2	LAP TIME	MPH	DIFF	TIME OF DAY	
1 -		41.808	2:12.462	80.68	7.130	16:33:12.286	
2 -	1:23.799	41.709	2:05.508 (3)	85.15	0.176	16:35:17.794	
3 -	1:23.656	41.676	2:05.332 (1)	85.27		16:37:23.126	
4 -	1:23.990	41.451	2:05.441 (2)	85.20	0.109	16:39:28.567	
5 -	1:23.993	41.811	2:05.804	84.95	0.472	16:41:34.371	
6 -	1:24.503	43.142	2:07.645	83.73	2.313	16:43:42.016	

P2		3		Gary HENNING		Kawasaki - SGT motorcycles	
IDEAL LAP TIME : 2:06.072		BEST LAP TIME : 2:06.488		DIFFERENCE : 0.416			
LAP	SECTOR 1	SECTOR 2	LAP TIME	MPH	DIFF	TIME OF DAY	
1 -		42.057	2:13.255	80.20	6.767	16:33:13.079	
2 -	1:24.645	42.130	2:06.775 (2)	84.30	0.287	16:35:19.854	
3 -	1:24.898	42.187	2:07.085	84.10	0.597	16:37:26.939	
4 -	1:24.791	42.245	2:07.036	84.13	0.548	16:39:33.975	
5 -	1:24.546	41.942	2:06.488 (1)	84.49		16:41:40.463	
6 -	1:24.130	42.679	2:06.809 (3)	84.28	0.321	16:43:47.272	

P3		86		Mathew SCOTT		Kawasaki -	
IDEAL LAP TIME : 2:07.900		BEST LAP TIME : 2:08.136		DIFFERENCE : 0.236			
LAP	SECTOR 1	SECTOR 2	LAP TIME	MPH	DIFF	TIME OF DAY	
1 -		42.960	2:15.275	79.01	7.139	16:33:15.099	
2 -	1:26.712	42.797	2:09.509	82.52	1.373	16:35:24.608	
3 -	1:26.002	42.847	2:08.849 (3)	82.95	0.713	16:37:33.457	
4 -	1:25.722	42.414	2:08.136 (1)	83.41		16:39:41.593	
5 -	1:25.486	42.764	2:08.250 (2)	83.33	0.114	16:41:49.843	
6 -	1:26.247	42.639	2:08.886	82.92	0.750	16:43:58.729	

P4		46 S		Harry ROWLINGS		Kawasaki -	
IDEAL LAP TIME : 2:09.003		BEST LAP TIME : 2:09.014		DIFFERENCE : 0.011			
LAP	SECTOR 1	SECTOR 2	LAP TIME	MPH	DIFF	TIME OF DAY	
1 -		43.535	2:17.696	77.62	8.682	16:33:17.520	
2 -	1:26.789	42.939	2:09.728	82.38	0.714	16:35:27.248	
3 -	1:26.278	43.113	2:09.391	82.60	0.377	16:37:36.639	
4 -	1:26.242	43.143	2:09.385 (3)	82.60	0.371	16:39:46.024	
5 -	1:26.119	43.098	2:09.217 (2)	82.71	0.203	16:41:55.241	
6 -	1:26.064	42.950	2:09.014 (1)	82.84		16:44:04.255	

P5		69 S		Bob MASTERS		Honda -	
IDEAL LAP TIME : 2:08.789		BEST LAP TIME : 2:09.184		DIFFERENCE : 0.395			
LAP	SECTOR 1	SECTOR 2	LAP TIME	MPH	DIFF	TIME OF DAY	
1 -		43.526	2:15.873	78.66	6.689	16:33:15.697	
2 -	1:26.957	43.241	2:10.198	82.09	1.014	16:35:25.895	
3 -	1:27.828	43.055	2:10.883	81.66	1.699	16:37:36.778	
4 -	1:26.339	43.144	2:09.483 (2)	82.54	0.299	16:39:46.261	
5 -	1:26.677	42.507	2:09.184 (1)	82.73		16:41:55.445	
6 -	1:26.282	43.362	2:09.644 (3)	82.44	0.460	16:44:05.089	

P6		127		Adam GREEN		Kawasaki - Royal Air Force Motorsport Association	
IDEAL LAP TIME : 2:11.672		BEST LAP TIME : 2:11.932		DIFFERENCE : 0.260			
LAP	SECTOR 1	SECTOR 2	LAP TIME	MPH	DIFF	TIME OF DAY	
1 -		43.871	2:17.975	77.46	6.043	16:33:17.799	
2 -	1:28.411	44.550	2:12.961 (3)	80.38	1.029	16:35:30.760	
3 -	1:29.046	44.046	2:13.092	80.30	1.160	16:37:43.852	
4 -	1:27.941	44.576	2:12.517 (2)	80.65	0.585	16:39:56.369	
5 -	1:29.450	44.076	2:13.526	80.04	1.594	16:42:09.895	

Weather / Track : Cloudy / Dry

Snetterton 300

Circuit Length = 2.9689 miles

Start: 16:30 Flag 16:43 End: 16:45

BMCRC - MRO Championships 2016 - Rnd 9 @ Snetterton 300

EDlasia Formula 400 inc Sub 64 & Rookies

RACE 15 - SECTOR ANALYSIS

SECTOR 1 = FL to I1, SECTOR 2 = I1 to FL, DIFF = Difference To Personal Best Lap

6 - 1:28.201 **43.731** **2:11.932 (1)** **81.01** **16:44:21.827**

P7 38 R Hayden WOOD		Kawasaki -				
IDEAL LAP TIME : 2:11.553		BEST LAP TIME : 2:11.945		DIFFERENCE : 0.392		
LAP	SECTOR 1	SECTOR 2	LAP TIME	MPH	DIFF	TIME OF DAY
1 -		43.872	2:18.509	77.16	6.564	16:33:18.333
2 -	1:28.212	44.205	2:12.417 (2)	80.71	0.472	16:35:30.750
3 -	1:29.194	44.531	2:13.725	79.92	1.780	16:37:44.475
4 -	1:27.681	44.264	2:11.945 (1)	81.00		16:39:56.420
5 -	1:28.796	43.992	2:12.788	80.48	0.843	16:42:09.208
6 -	1:28.488	44.192	2:12.680 (3)	80.55	0.735	16:44:21.888

P8 23 S Tham EVANS		Honda - Vanilla Electronics				
IDEAL LAP TIME : 2:11.555		BEST LAP TIME : 2:11.555		DIFFERENCE : 0.000		
LAP	SECTOR 1	SECTOR 2	LAP TIME	MPH	DIFF	TIME OF DAY
1 -		44.541	2:20.580	76.02	9.025	16:33:20.404
2 -	1:28.444	44.264	2:12.708	80.53	1.153	16:35:33.112
3 -	1:27.751	43.804	2:11.555 (1)	81.24		16:37:44.667
4 -	1:28.033	44.107	2:12.140 (2)	80.88	0.585	16:39:56.807
5 -	1:28.415	44.188	2:12.603 (3)	80.60	1.048	16:42:09.410
6 -	1:28.810	44.208	2:13.018	80.35	1.463	16:44:22.428

P9 33 S Carl JOHNSTONE		Yamaha - EDlasia				
IDEAL LAP TIME : 2:13.939		BEST LAP TIME : 2:15.003		DIFFERENCE : 1.064		
LAP	SECTOR 1	SECTOR 2	LAP TIME	MPH	DIFF	TIME OF DAY
1 -		44.387	2:20.267	76.19	5.264	16:33:20.091
2 -	1:29.552	45.451	2:15.003 (1)	79.16		16:35:35.094
3 -	1:30.408	45.522	2:15.930	78.62	0.927	16:37:51.024
4 -	1:29.998	45.326	2:15.324 (2)	78.98	0.321	16:40:06.348
5 -	1:30.728	44.962	2:15.690 (3)	78.76	0.687	16:42:22.038
6 -	1:30.826	45.615	2:16.441	78.33	1.438	16:44:38.479

P10 31 R Andrew LAWRENCE		Yamaha - Oaks carpentry				
IDEAL LAP TIME : 2:15.545		BEST LAP TIME : 2:15.545		DIFFERENCE : 0.000		
LAP	SECTOR 1	SECTOR 2	LAP TIME	MPH	DIFF	TIME OF DAY
1 -		45.974	2:26.016	73.19	10.471	16:33:25.840
2 -	1:32.816	46.640	2:19.456	76.64	3.911	16:35:45.296
3 -	1:31.498	45.999	2:17.497	77.73	1.952	16:38:02.793
4 -	1:31.208	44.925	2:16.133 (2)	78.51	0.588	16:40:18.926
5 -	1:31.657	45.536	2:17.193 (3)	77.90	1.648	16:42:36.119
6 -	1:30.710	44.835	2:15.545 (1)	78.85		16:44:51.664

P11 54 Eric GORRIDGE		Kawasaki -				
IDEAL LAP TIME : 2:16.467		BEST LAP TIME : 2:16.526		DIFFERENCE : 0.059		
LAP	SECTOR 1	SECTOR 2	LAP TIME	MPH	DIFF	TIME OF DAY
1 -		45.698	2:25.289	73.56	8.763	16:33:25.113
2 -	1:32.261	46.073	2:18.334	77.26	1.808	16:35:43.447
3 -	1:32.593	46.014	2:18.607	77.11	2.081	16:38:02.054
4 -	1:31.315	45.211	2:16.526 (1)	78.28		16:40:18.580
5 -	1:31.447	45.487	2:16.934 (2)	78.05	0.408	16:42:35.514
6 -	1:31.256	46.047	2:17.303 (3)	77.84	0.777	16:44:52.817

P12 90 R Steve RAPA		Honda - Castech developments				
IDEAL LAP TIME : 2:16.061		BEST LAP TIME : 2:16.851		DIFFERENCE : 0.790		
LAP	SECTOR 1	SECTOR 2	LAP TIME	MPH	DIFF	TIME OF DAY
1 -		46.031	2:24.418	74.00	7.567	16:33:24.242
2 -	1:32.755	45.816	2:18.571	77.13	1.720	16:35:42.813
3 -	1:33.464	46.847	2:20.311	76.17	3.460	16:38:03.124

Weather / Track : Cloudy / Dry

Snetterton 300
Circuit Length = 2.9689 miles
Start: 16:30 Flag 16:43 End: 16:45

BMCRC - MRO Championships 2016 - Rnd 9 @ Snetterton 300

EDlasia Formula 400 inc Sub 64 & Rookies

RACE 15 - SECTOR ANALYSIS

SECTOR 1 = FL to I1, SECTOR 2 = I1 to FL, DIFF = Difference To Personal Best Lap

4 -	1:31.268	45.693	2:16.961 (2)	78.03	0.110	16:40:20.085
5 -	1:31.238	45.613	2:16.851 (1)	78.10		16:42:36.936
6 -	1:30.448	47.103	2:17.551 (3)	77.70	0.700	16:44:54.487

P13 188 R	Lydia THOMPSON	Kawasaki - Flintstone Racing - David Simons Tuning				
IDEAL LAP TIME : 2:18.765		BEST LAP TIME : 2:18.765		DIFFERENCE : 0.000		
LAP	SECTOR 1	SECTOR 2	LAP TIME	MPH	DIFF	TIME OF DAY
1 -		47.403	2:30.224	71.14	11.459	16:33:30.048
2 -	1:33.940	47.033	2:20.973	75.81	2.208	16:35:51.021
3 -	1:32.070	46.695	2:18.765 (1)	77.02		16:38:09.786
4 -	1:32.982	46.725	2:19.707 (2)	76.50	0.942	16:40:29.493
5 -	1:33.932	47.472	2:21.404	75.58	2.639	16:42:50.897
6 -	1:32.851	47.537	2:20.388 (3)	76.13	1.623	16:45:11.285

P14 57 S	Paul FISHER	Kawasaki -				
IDEAL LAP TIME : 2:19.041		BEST LAP TIME : 2:19.674		DIFFERENCE : 0.633		
LAP	SECTOR 1	SECTOR 2	LAP TIME	MPH	DIFF	TIME OF DAY
1 -		47.012	2:28.048	72.19	8.374	16:33:27.872
2 -	1:32.546	47.455	2:20.001 (2)	76.34	0.327	16:35:47.873
3 -	1:34.204	47.795	2:21.999	75.26	2.325	16:38:09.872
4 -	1:34.863	47.428	2:22.291	75.11	2.617	16:40:32.163
5 -	1:32.899	46.775	2:19.674 (1)	76.52		16:42:51.837
6 -	1:33.758	46.495	2:20.253 (3)	76.20	0.579	16:45:12.090

P15 42 R	David ATKINS	Kawasaki -				
IDEAL LAP TIME : 2:19.401		BEST LAP TIME : 2:19.728		DIFFERENCE : 0.327		
LAP	SECTOR 1	SECTOR 2	LAP TIME	MPH	DIFF	TIME OF DAY
1 -		47.839	2:30.715	70.91	10.987	16:33:30.539
2 -	1:34.149	47.235	2:21.384	75.59	1.656	16:35:51.923
3 -	1:33.899	46.880	2:20.779 (3)	75.92	1.051	16:38:12.702
4 -	1:32.692	47.036	2:19.728 (1)	76.49		16:40:32.430
5 -	1:33.865	46.709	2:20.574 (2)	76.03	0.846	16:42:53.004
6 -	1:33.288	47.900	2:21.188	75.70	1.460	16:45:14.192

P16 138	Tom SAVILLE	Kawasaki - SABRE ENGINEERING				
IDEAL LAP TIME : 2:18.377		BEST LAP TIME : 2:18.377		DIFFERENCE : 0.000		
LAP	SECTOR 1	SECTOR 2	LAP TIME	MPH	DIFF	TIME OF DAY
1 -		48.532	2:33.192	69.76	14.815	16:33:33.016
2 -	1:34.815	47.853	2:22.668	74.91	4.291	16:35:55.684
3 -	1:33.050	45.327	2:18.377 (1)	77.23		16:38:14.061
4 -	1:34.292	47.689	2:21.981	75.27	3.604	16:40:36.042
5 -	1:33.685	45.982	2:19.667 (2)	76.52	1.290	16:42:55.709
6 -	1:34.176	45.999	2:20.175 (3)	76.24	1.798	16:45:15.884

P17 58	Steve YOUNG	Kawasaki - Cadmatic Engineering				
IDEAL LAP TIME : 2:18.568		BEST LAP TIME : 2:18.568		DIFFERENCE : 0.000		
LAP	SECTOR 1	SECTOR 2	LAP TIME	MPH	DIFF	TIME OF DAY
1 -		48.537	2:32.938	69.88	14.370	16:33:32.762
2 -	1:34.132	49.058	2:23.190	74.64	4.622	16:35:55.952
3 -	1:34.560	47.299	2:21.859	75.34	3.291	16:38:17.811
4 -	1:33.260	47.016	2:20.276 (3)	76.19	1.708	16:40:38.087
5 -	1:32.757	47.197	2:19.954 (2)	76.36	1.386	16:42:58.041
6 -	1:32.314	46.254	2:18.568 (1)	77.13		16:45:16.609

P18 37 S	Nigel KEMP	Kawasaki -				
IDEAL LAP TIME : 2:28.223		BEST LAP TIME : 2:28.223		DIFFERENCE : 0.000		
LAP	SECTOR 1	SECTOR 2	LAP TIME	MPH	DIFF	TIME OF DAY
1 -		50.880	2:38.503	67.43	10.280	16:33:38.327

Weather / Track : Cloudy / Dry

Snetterton 300
Circuit Length = 2.9689 miles
Start: 16:30 Flag 16:43 End: 16:45

BMCRC - MRO Championships 2016 - Rnd 9 @ Snetterton 300

EDlasia Formula 400 inc Sub 64 & Rookies

RACE 15 - SECTOR ANALYSIS

SECTOR 1 = FL to I1, SECTOR 2 = I1 to FL, DIFF = Difference To Personal Best Lap

2 -	1:41.266	51.776	2:33.042 (3)	69.83	4.819	16:36:11.369
3 -	1:42.007	51.172	2:33.179	69.77	4.956	16:38:44.548
4 -	1:41.249	50.198	2:31.447 (2)	70.57	3.224	16:41:15.995
5 -	1:38.071	50.152	2:28.223 (1)	72.10		16:43:44.218

P19	17 R	Andrew POCOCK	Honda -			
IDEAL LAP TIME : 2:28.592		BEST LAP TIME : 2:28.592		DIFFERENCE : 0.000		
LAP	SECTOR 1	SECTOR 2	LAP TIME	MPH	DIFF	TIME OF DAY
1 -		50.863	2:41.010	66.38	12.418	16:33:40.834
2 -	1:41.060	50.456	2:31.516 (2)	70.54	2.924	16:36:12.350
3 -	1:42.040	50.817	2:32.857	69.92	4.265	16:38:45.207
4 -	1:41.116	50.815	2:31.931 (3)	70.34	3.339	16:41:17.138
5 -	1:38.520	50.072	2:28.592 (1)	71.92		16:43:45.730

P20	32 R	Paul HANTON	Yamaha - Oaks carpentry			
IDEAL LAP TIME : 2:15.975		BEST LAP TIME : 2:16.469		DIFFERENCE : 0.494		
LAP	SECTOR 1	SECTOR 2	LAP TIME	MPH	DIFF	TIME OF DAY
1 -		46.352	2:26.581	72.91	10.112	16:33:26.405
2 -	1:32.185	46.186	2:18.371 (3)	77.24	1.902	16:35:44.776
3 -	1:33.220	45.596	2:18.816	76.99	2.347	16:38:03.592
4 -	1:31.088	45.654	2:16.742 (2)	78.16	0.273	16:40:20.334
5 -	1:30.721	45.748	2:16.469 (1)	78.31		16:42:36.803

P21	77	Ray PETTY	Kawasaki - Gray Adams			
IDEAL LAP TIME : 2:21.318		BEST LAP TIME : 2:22.086		DIFFERENCE : 0.768		
LAP	SECTOR 1	SECTOR 2	LAP TIME	MPH	DIFF	TIME OF DAY
1 -		46.805	2:29.320	71.57	7.234	16:33:29.144
2 -	1:34.602	47.581	2:22.183 (2)	75.17	0.097	16:35:51.327
3 -	1:34.513	47.573	2:22.086 (1)	75.22		16:38:13.413
4 -	1:34.703	48.134	2:22.837 (3)	74.82	0.751	16:40:36.250

P22	114	Gary SMITH	Kawasaki - SDC/Mike Smith Tuning			
IDEAL LAP TIME : 2:06.736		BEST LAP TIME : 2:06.736		DIFFERENCE : 0.000		
LAP	SECTOR 1	SECTOR 2	LAP TIME	MPH	DIFF	TIME OF DAY
1 -		42.617	2:13.094 (2)	80.30	6.358	16:33:12.918
2 -	1:24.768	41.968	2:06.736 (1)	84.33		16:35:19.654

P23	47	Allan CLARK	Kawasaki - A Clark & Sons Builders			
IDEAL LAP TIME : 2:22.935		BEST LAP TIME : 2:23.393		DIFFERENCE : 0.458		
LAP	SECTOR 1	SECTOR 2	LAP TIME	MPH	DIFF	TIME OF DAY
1 -		48.003	2:32.843 (2)	69.92	9.450	16:33:32.667
2 -	1:34.932	48.461	2:23.393 (1)	74.53		16:35:56.060

BMCRC - MRO Championships 2016 - Rnd 9 @ Snetterton 300

EDlasia Formula 400 inc Sub 64 & Rookies

RACE 15 - BEST SECTORS

SECTOR 1			SECTOR 2			IDEAL / BEST COMPARISON						
POS	NO	NAME	TIME	NO	NAME	TIME	POS	NO	NAME	IDEAL	BEST	DIFF
									PERFECT LAP	2:05.107		
1	2	GILL	1:23.656	2	GILL	41.451	1	2	GILL	2:05.107	2:05.332	0.225
2	3	HENNING	1:24.130	3	HENNING	41.942	2	3	HENNING	2:06.072	2:06.488	0.416
3	114	SMITH	1:24.768	114	SMITH	41.968	3	114	SMITH	2:06.736	2:06.736	0.000
4	86	SCOTT	1:25.486	86	SCOTT	42.414	4	86	SCOTT	2:07.900	2:08.136	0.236
5	46	ROWLINGS	1:26.064	69	MASTERS	42.507	5	69	MASTERS	2:08.789	2:09.184	0.395
6	69	MASTERS	1:26.282	46	ROWLINGS	42.939	6	46	ROWLINGS	2:09.003	2:09.014	0.011
7	38	WOOD	1:27.681	127	GREEN	43.731	7	38	WOOD	2:11.553	2:11.945	0.392
8	23	EVANS	1:27.751	23	EVANS	43.804	8	23	EVANS	2:11.555	2:11.555	0.000
9	127	GREEN	1:27.941	38	WOOD	43.872	9	127	GREEN	2:11.672	2:11.932	0.260
10	33	JOHNSTONE	1:29.552	33	JOHNSTONE	44.387	10	33	JOHNSTONE	2:13.939	2:15.003	1.064
11	32	HANTON	1:30.379	31	LAWRENCE	44.835	11	31	LAWRENCE	2:15.545	2:15.545	0.000
12	90	RAPA	1:30.448	54	GORRIDGE	45.211	12	32	HANTON	2:15.975	2:16.469	0.494
13	31	LAWRENCE	1:30.710	138	SAVILLE	45.327	13	90	RAPA	2:16.061	2:16.851	0.790
14	54	GORRIDGE	1:31.256	32	HANTON	45.596	14	54	GORRIDGE	2:16.467	2:16.526	0.059
15	188	THOMPSON	1:32.070	90	RAPA	45.613	15	138	SAVILLE	2:18.377	2:18.377	0.000
16	58	YOUNG	1:32.314	58	YOUNG	46.254	16	58	YOUNG	2:18.568	2:18.568	0.000
17	57	FISHER	1:32.546	57	FISHER	46.495	17	188	THOMPSON	2:18.765	2:18.765	0.000
18	42	ATKINS	1:32.692	188	THOMPSON	46.695	18	57	FISHER	2:19.041	2:19.674	0.633
19	138	SAVILLE	1:33.050	42	ATKINS	46.709	19	42	ATKINS	2:19.401	2:19.728	0.327
20	77	PETTY	1:34.513	77	PETTY	46.805	20	77	PETTY	2:21.318	2:22.086	0.768
21	47	CLARK	1:34.932	47	CLARK	48.003	21	47	CLARK	2:22.935	2:23.393	0.458
22	37	KEMP	1:38.071	17	POCOCK	50.072	22	37	KEMP	2:28.223	2:28.223	0.000
23	17	POCOCK	1:38.520	37	KEMP	50.152	23	17	POCOCK	2:28.592	2:28.592	0.000

Weather / Track : Cloudy / Dry

Results can be found at www.tsl-timing.com

Snetterton 300

Circuit Length = 2.9689 miles

Start: 16:30 Flag 16:43 End: 16:45

Printed - 16:46 Sunday, 18 September 2016



MRO 600 inc Clubman 600

Snetterton 300

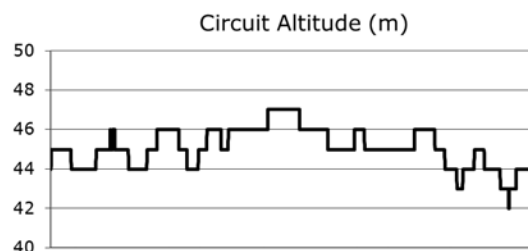
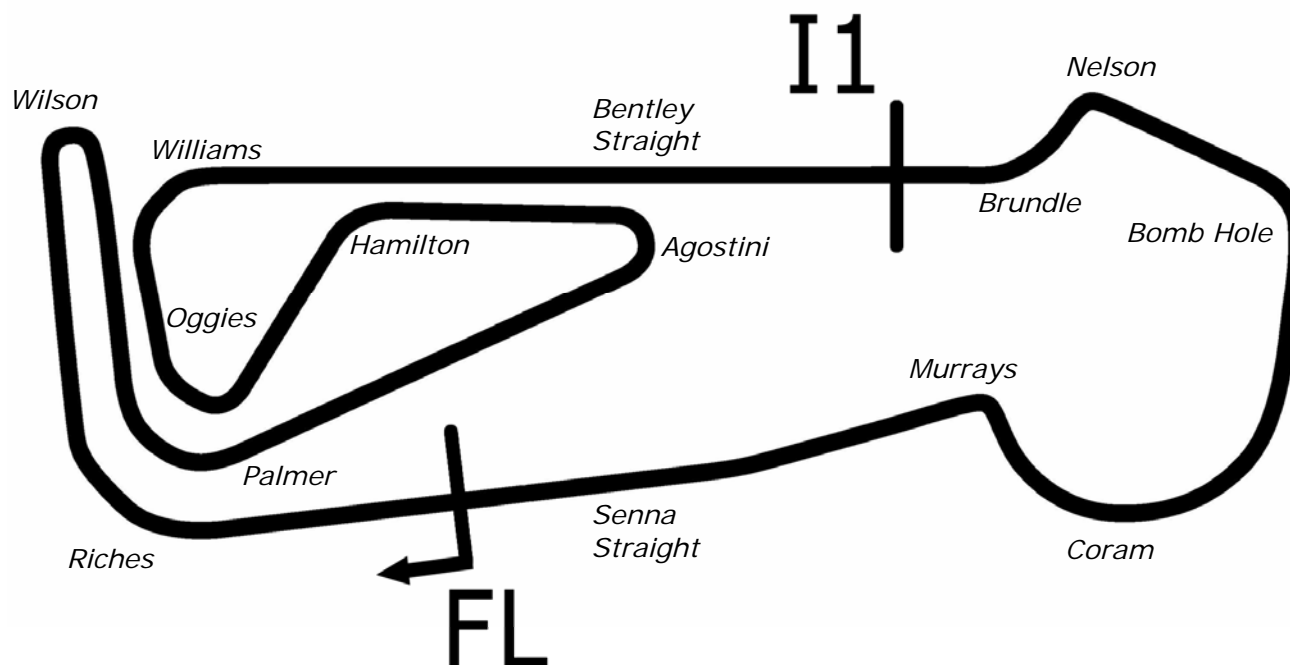
17th & 18th September 2016



Results Provided by Timing Solutions Ltd

www.tsl-timing.com

Snetterton 300



Length	2.9689 miles	4778.0 m	
FL		52.46340 N	0.94476 E
I1	3198m	52.46617 N	0.94964 E
Pit Entry	4572m	52.46364 N	0.94774 E
Pit Exit	40m after FL	52.46338 N	0.94420 E
Pit Entry–Pit Exit 246m, 14.7s @60kph, 11.0s @80kph			

All results available at www.tsl-timing.com

BMCRC - MRO Championships 2016 - Rnd 9 @ Snetterton 300

Team Respro MRO 600 inc Clubman 600

QUALIFYING - CLASSIFICATION

POS	NO	CL	PIC NAME	ENTRY	TIME	ON	LAPS	GAP	DIFF	MPH
1	127		1 David TINKLER	Yamaha -	2:14.168	5	5			79.66
2	52	C	1 Ben COTGROVE	Yamaha - NR Racing	2:16.124	5	5	1.956	1.956	78.51
3	45		2 Ed PEAD	Yamaha -	2:16.254	5	5	2.086	0.130	78.44
4	173		3 Stephen DRAPER	Kawasaki -	2:19.340	4	5	5.172	3.086	76.70
5	10		4 Paul WILBY	Yamaha - Nutsmoto	2:19.935	5	5	5.767	0.595	76.37
6	49	C	2 Ross McLURG	Kawasaki - E.D.I Building / Steve Jordan Motorcycles	2:20.187	3	4	6.019	0.252	76.24
7	77	C	3 Jason HOLLAND	Triumph - JH autos imperial car hire	2:20.659	4	5	6.491	0.472	75.98
8	11	C	4 Josh HARVEY	Yamaha - NR Racing	2:21.096	4	4	6.928	0.437	75.75
9	6	C	5 Dominic PETTIT	Yamaha - Camclad Contractors	2:21.128	3	3	6.960	0.032	75.73
10	44	C	6 Hayden PLATTON	Kawasaki - NR Racing	2:21.843	3	3	7.675	0.715	75.35
11	32	C	7 Mark PIPER	Yamaha - please sponsor me	2:22.244	5	5	8.076	0.401	75.13
12	777	C	8 Mason WILLIAMS	Yamaha - Steve Jordan Motorcycles	2:22.569	4	4	8.401	0.325	74.96
13	61		5 Oilly SAVAGE	Kawasaki - Validus-IVC Ltd	2:22.795	4	4	8.627	0.226	74.84
14	56	C	9 Michael MILLS	Yamaha - A51R	2:23.838	3	4	9.670	1.043	74.30
15	8		6 Grant NEWSTEAD	Yamaha - Tinklers Motorcycles	2:23.885	5	5	9.717	0.047	74.28
16	55	C	10 Paul GARNER	Yamaha - Area Fifty-One Racing	2:24.051	3	4	9.883	0.166	74.19
17	95		7 Simon MEADOWS	Triumph - myself	2:25.400	5	5	11.232	1.349	73.50
18	81	C	11 Liam DUFFETT	Honda -	2:25.842	4	5	11.674	0.442	73.28
19	48	C	12 Jay MATTHEWS	Yamaha -	2:27.697	5	5	13.529	1.855	72.36
20	5		8 Martin FOORD	Kawasaki - More moto	2:28.149	5	5	13.981	0.452	72.14
21	174		9 Talan SKEELS-PIGGINS	Suzuki - McMillan Williams	2:35.466	5	5	21.298	7.317	68.74
22	53	C	13 Jason SIGGS	Triumph - J Siggs Construction	2:35.680	4	5	21.512	0.214	68.65
23	27		10 Dan COX	Yamaha - DC Racing/ GWC Joinery LTD/ DC Paintworx	2:36.820	1	1	22.652	1.140	68.15
24	51	C	14 Andrew DURANT	Honda -	2:40.252	4	5	26.084	3.432	66.69
25	37	C	15 Stuart NASH	Yamaha - Reigate Ductwork Manufacturing Ltd	2:40.464	4	5	26.296	0.212	66.60
26	36		11 Patrick BYRNE	Yamaha - PKB RACING	2:41.162	5	5	26.994	0.698	66.31
27	192	C	16 Daniel MOFFA	Triumph - Forest Stump	2:42.240	5	5	28.072	1.078	65.87
28	84	C	17 James KENWARD	Kawasaki - FG1	2:42.869	4	5	28.701	0.629	65.62

Snetterton 300

Circuit Length = 2.9689 miles

Start: 10:53 Flag 11:12 End: 11:14

Weather / Track : Cloudy / Wet

These results are provisional until the conclusion of any judicial and technical matters.

Clerk Of Course :	Timekeeper :
-------------------	--------------

Results can be found at www.tsl-timing.com

Printed - 11:14 Saturday, 17 September 2016



BMCRC - MRO Championships 2016 - Rnd 9 @ Snetterton 300

Team Respro MRO 600 inc Clubman 600

QUALIFYING - SECTOR ANALYSIS

SECTOR 1 = FL to I1, SECTOR 2 = I1 to FL, DIFF = Difference To Personal Best Lap

P1 127		David TINKLER		Yamaha -		
IDEAL LAP TIME : 2:14.168		BEST LAP TIME : 2:14.168		DIFFERENCE : 0.000		
LAP	SECTOR 1	SECTOR 2	LAP TIME	MPH	DIFF	TIME OF DAY
1 -	1:34.687	46.331	2:21.018	75.79	6.850	10:56:04.665
2 -	7:54.148	45.962	11:20.474	15.70	9:06.306	11:07:25.139
3 -	1:30.506	45.510	2:16.016 (3)	78.57	1.848	11:09:41.155
4 -	1:29.630	44.878	2:14.508 (2)	79.46	0.340	11:11:55.663
5 -	1:29.290	44.878	2:14.168 (1)	79.66		11:14:09.831

P2 52 C		Ben COTGROVE		Yamaha - NR Racing		
IDEAL LAP TIME : 2:16.124		BEST LAP TIME : 2:16.124		DIFFERENCE : 0.000		
LAP	SECTOR 1	SECTOR 2	LAP TIME	MPH	DIFF	TIME OF DAY
1 -	1:39.868	47.834	2:27.702	72.36	11.578	10:56:09.722
2 -	7:44.791	47.336	11:19.613	15.72	9:03.489	11:07:29.335
3 -	1:33.345	46.910	2:20.255 (3)	76.20	4.131	11:09:49.590
4 -	1:32.019	46.730	2:18.749 (2)	77.03	2.625	11:12:08.339
5 -	1:30.307	45.817	2:16.124 (1)	78.51		11:14:24.463

P3 45		Ed PEAD		Yamaha -		
IDEAL LAP TIME : 2:16.212		BEST LAP TIME : 2:16.254		DIFFERENCE : 0.042		
LAP	SECTOR 1	SECTOR 2	LAP TIME	MPH	DIFF	TIME OF DAY
1 -	1:37.482	46.700	2:24.182	74.12	7.928	10:56:07.334
2 -	7:53.562	46.810	11:21.609	15.68	9:05.355	11:07:28.943
3 -	1:31.832	46.067	2:17.899 (3)	77.50	1.645	11:09:46.842
4 -	1:30.784	45.539	2:16.323 (2)	78.40	0.069	11:12:03.165
5 -	1:30.673	45.581	2:16.254 (1)	78.44		11:14:19.419

P4 173		Stephen DRAPER		Kawasaki -		
IDEAL LAP TIME : 2:19.181		BEST LAP TIME : 2:19.340		DIFFERENCE : 0.159		
LAP	SECTOR 1	SECTOR 2	LAP TIME	MPH	DIFF	TIME OF DAY
1 -	1:40.432	50.254	2:30.686	70.92	11.346	10:56:16.919
2 -	7:25.530	47.768	11:11.932	15.90	8:52.592	11:07:28.851
3 -	1:33.190	47.005	2:20.195 (2)	76.23	0.855	11:09:49.046
4 -	1:32.176	47.164	2:19.340 (1)	76.70		11:12:08.386
5 -	1:34.314	47.509	2:21.823 (3)	75.36	2.483	11:14:30.209

P5 10		Paul WILBY		Yamaha - Nutsmoto		
IDEAL LAP TIME : 2:19.135		BEST LAP TIME : 2:19.935		DIFFERENCE : 0.800		
LAP	SECTOR 1	SECTOR 2	LAP TIME	MPH	DIFF	TIME OF DAY
1 -	1:44.280	48.796	2:33.076 (3)	69.82	13.141	10:56:17.260
2 -	1:37.358	7:12.615	8:49.973	20.16	6:30.038	11:05:07.233
3 -	1:46.950	46.505	2:33.455	69.64	13.520	11:07:40.688
4 -	1:32.867	47.447	2:20.314 (2)	76.17	0.379	11:10:01.002
5 -	1:33.667	46.268	2:19.935 (1)	76.37		11:12:20.937

P6 49 C		Ross McLURG		Kawasaki - E.D.I Building / Steve Jordan Motorcycles		
IDEAL LAP TIME : 2:20.187		BEST LAP TIME : 2:20.187		DIFFERENCE : 0.000		
LAP	SECTOR 1	SECTOR 2	LAP TIME	MPH	DIFF	TIME OF DAY
1 -	1:41.695	49.392	2:31.087 (3)	70.74	10.900	10:56:13.798
2 -	7:45.454	48.810	11:22.728	15.65	9:02.541	11:07:36.526
3 -	1:32.932	47.255	2:20.187 (1)	76.24		11:09:56.713
4 -	1:34.597	47.876	2:22.473 (2)	75.01	2.286	11:12:19.186

P7 77 C		Jason HOLLAND		Triumph - JH autos imperial car hire		
IDEAL LAP TIME : 2:20.659		BEST LAP TIME : 2:20.659		DIFFERENCE : 0.000		
LAP	SECTOR 1	SECTOR 2	LAP TIME	MPH	DIFF	TIME OF DAY
1 -	1:41.026	49.471	2:30.497 (3)	71.01	9.838	10:56:16.064

Weather / Track : Cloudy / Wet

Snetterton 300
Circuit Length = 2.9689 miles
Start: 10:53 Flag 11:12 End: 11:14

BMCRC - MRO Championships 2016 - Rnd 9 @ Snetterton 300

Team Respro MRO 600 inc Clubman 600

QUALIFYING - SECTOR ANALYSIS

SECTOR 1 = FL to I1, SECTOR 2 = I1 to FL, DIFF = Difference To Personal Best Lap

2 -	1:36.816	7:09.070	8:45.886	20.32	6:25.227	11:05:01.950
3 -	1:42.738	49.265	2:32.003	70.31	11.344	11:07:33.953
4 -	1:33.614	47.045	2:20.659 (1)	75.98		11:09:54.612
5 -	1:38.687	48.378	2:27.065 (2)	72.67	6.406	11:12:21.677

P8	11 C	Josh HARVEY	Yamaha - NR Racing			
IDEAL LAP TIME : 2:21.096		BEST LAP TIME : 2:21.096		DIFFERENCE : 0.000		
LAP	SECTOR 1	SECTOR 2	LAP TIME	MPH	DIFF	TIME OF DAY
1 -	1:45.434	48.821	2:34.255 (3)	69.28	13.159	10:56:22.823
2 -	7:23.780	49.429	11:13.568	15.86	8:52.472	11:07:36.391
3 -	1:36.249	48.671	2:24.920 (2)	73.75	3.824	11:10:01.311
4 -	1:34.438	46.658	2:21.096 (1)	75.75		11:12:22.407

P9	6 C	Dominic PETTIT	Yamaha - Camclad Contractors			
IDEAL LAP TIME : 2:20.979		BEST LAP TIME : 2:21.128		DIFFERENCE : 0.149		
LAP	SECTOR 1	SECTOR 2	LAP TIME	MPH	DIFF	TIME OF DAY
1 -	1:36.441	48.092	2:24.533 (2)	73.94	3.405	10:56:05.377
2 -	7:14.905	47.982	11:27.037 (3)	15.55	9:05.909	11:07:32.414
3 -	1:32.997	48.131	2:21.128 (1)	75.73		11:09:53.542

P10	44 C	Hayden PLATTON	Kawasaki - NR Racing			
IDEAL LAP TIME : 2:21.843		BEST LAP TIME : 2:21.843		DIFFERENCE : 0.000		
LAP	SECTOR 1	SECTOR 2	LAP TIME	MPH	DIFF	TIME OF DAY
1 -	1:41.232	49.349	2:30.581 (2)	70.97	8.738	10:56:16.478
2 -	7:38.472	48.049	11:17.598 (3)	15.77	8:55.755	11:07:34.076
3 -	1:35.092	46.751	2:21.843 (1)	75.35		11:09:55.919

P11	32 C	Mark PIPER	Yamaha - please sponsor me			
IDEAL LAP TIME : 2:22.244		BEST LAP TIME : 2:22.244		DIFFERENCE : 0.000		
LAP	SECTOR 1	SECTOR 2	LAP TIME	MPH	DIFF	TIME OF DAY
1 -	1:39.967	49.462	2:29.429 (2)	71.52	7.185	10:56:14.720
2 -	1:37.673	7:35.452	9:13.125	19.32	6:50.881	11:05:27.845
3 -	1:50.083	49.001	2:39.084	67.18	16.840	11:08:06.929
4 -	1:41.781	47.869	2:29.650 (3)	71.42	7.406	11:10:36.579
5 -	1:35.206	47.038	2:22.244 (1)	75.13		11:12:58.823

P12	777 C	Mason WILLIAMS	Yamaha - Steve Jordan Motorcycles			
IDEAL LAP TIME : 2:22.569		BEST LAP TIME : 2:22.569		DIFFERENCE : 0.000		
LAP	SECTOR 1	SECTOR 2	LAP TIME	MPH	DIFF	TIME OF DAY
1 -	1:41.803	49.856	2:31.659 (3)	70.47	9.090	10:56:14.489
2 -	7:36.063	48.275	11:19.921	15.71	8:57.352	11:07:34.410
3 -	1:35.571	47.813	2:23.384 (2)	74.54	0.815	11:09:57.794
4 -	1:34.990	47.579	2:22.569 (1)	74.96		11:12:20.363

P13	61	Oily SAVAGE	Kawasaki - Validus-IVC Ltd			
IDEAL LAP TIME : 2:22.635		BEST LAP TIME : 2:22.795		DIFFERENCE : 0.160		
LAP	SECTOR 1	SECTOR 2	LAP TIME	MPH	DIFF	TIME OF DAY
1 -	1:41.242	49.850	2:31.092 (3)	70.73	8.297	10:56:14.144
2 -	2:00.624	49.624	11:19.623	15.72	8:56.828	11:07:33.767
3 -	1:35.513	47.585	2:23.098 (2)	74.69	0.303	11:09:56.865
4 -	1:35.050	47.745	2:22.795 (1)	74.84		11:12:19.660

P14	56 C	Michael MILLS	Yamaha - A51R			
IDEAL LAP TIME : 2:22.793		BEST LAP TIME : 2:23.838		DIFFERENCE : 1.045		
LAP	SECTOR 1	SECTOR 2	LAP TIME	MPH	DIFF	TIME OF DAY
1 -	1:42.502	48.660	2:31.162 (3)	70.70	7.324	10:56:17.361
2 -	6:56.482	49.521	11:19.380	15.73	8:55.542	11:07:36.741

Weather / Track : Cloudy / Wet

Snetterton 300
Circuit Length = 2.9689 miles
Start: 10:53 Flag 11:12 End: 11:14

BMCRC - MRO Championships 2016 - Rnd 9 @ Snetterton 300

Team Respro MRO 600 inc Clubman 600

QUALIFYING - SECTOR ANALYSIS

SECTOR 1 = FL to I1, SECTOR 2 = I1 to FL, DIFF = Difference To Personal Best Lap

3 -	1:35.276	48.562	2:23.838 (1)	74.30		11:10:00.579
4 -	1:36.681	47.517	2:24.198 (2)	74.12	0.360	11:12:24.777

P15	8	Grant NEWSTEAD	Yamaha - Tinklers Motorcycles			
IDEAL LAP TIME : 2:23.885		BEST LAP TIME : 2:23.885		DIFFERENCE : 0.000		
LAP	SECTOR 1	SECTOR 2	LAP TIME	MPH	DIFF	TIME OF DAY
1 -	1:45.102	49.412	2:34.514 (3)	69.17	10.629	10:56:15.449
2 -	1:37.277	IN PIT	9:15.983 P	19.22	6:52.098	11:05:31.432
3 -	OUTLAP	48.711	2:36.405	68.33	12.520	11:08:07.837
4 -	1:39.520	48.385	2:27.905 (2)	72.26	4.020	11:10:35.742
5 -	1:36.212	47.673	2:23.885 (1)	74.28		11:12:59.627

P16	55 C	Paul GARNER	Yamaha - Area Fifty-One Racing			
IDEAL LAP TIME : 2:23.621		BEST LAP TIME : 2:24.051		DIFFERENCE : 0.430		
LAP	SECTOR 1	SECTOR 2	LAP TIME	MPH	DIFF	TIME OF DAY
1 -	1:41.995	49.649	2:31.644 (3)	70.48	7.593	10:56:15.751
2 -	7:27.510	49.771	11:20.467	15.70	8:56.416	11:07:36.218
3 -	1:35.740	48.311	2:24.051 (1)	74.19		11:10:00.269
4 -	1:36.552	47.881	2:24.433 (2)	74.00	0.382	11:12:24.702

P17	95	Simon MEADOWS	Triumph - myself			
IDEAL LAP TIME : 2:25.400		BEST LAP TIME : 2:25.400		DIFFERENCE : 0.000		
LAP	SECTOR 1	SECTOR 2	LAP TIME	MPH	DIFF	TIME OF DAY
1 -	1:52.296	52.829	2:45.125	64.72	19.725	10:56:36.594
2 -	1:43.818	6:51.819	8:35.637	20.72	6:10.237	11:05:12.231
3 -	1:50.385	50.677	2:41.062 (3)	66.36	15.662	11:07:53.293
4 -	1:39.077	49.685	2:28.762 (2)	71.84	3.362	11:10:22.055
5 -	1:37.692	47.708	2:25.400 (1)	73.50		11:12:47.455

P18	81 C	Liam DUFFETT	Honda -			
IDEAL LAP TIME : 2:25.563		BEST LAP TIME : 2:25.842		DIFFERENCE : 0.279		
LAP	SECTOR 1	SECTOR 2	LAP TIME	MPH	DIFF	TIME OF DAY
1 -	1:42.716	50.403	2:33.119	69.80	7.277	10:56:20.645
2 -	1:38.015	7:06.372	8:44.387	20.38	6:18.545	11:05:05.032
3 -	1:43.717	48.602	2:32.319 (3)	70.16	6.477	11:07:37.351
4 -	1:36.961	48.881	2:25.842 (1)	73.28		11:10:03.193
5 -	1:37.566	49.034	2:26.600 (2)	72.90	0.758	11:12:29.793

P19	48 C	Jay MATTHEWS	Yamaha -			
IDEAL LAP TIME : 2:26.788		BEST LAP TIME : 2:27.697		DIFFERENCE : 0.909		
LAP	SECTOR 1	SECTOR 2	LAP TIME	MPH	DIFF	TIME OF DAY
1 -	1:43.332	50.435	2:33.767 (3)	69.50	6.070	10:56:20.499
2 -	1:37.149	7:10.726	8:47.875	20.24	6:20.178	11:05:08.374
3 -	1:50.892	51.070	2:41.962	65.99	14.265	11:07:50.336
4 -	1:38.273	49.782	2:28.055 (2)	72.18	0.358	11:10:18.391
5 -	1:38.058	49.639	2:27.697 (1)	72.36		11:12:46.088

P20	5	Martin FOORD	Kawasaki - More moto			
IDEAL LAP TIME : 2:27.306		BEST LAP TIME : 2:28.149		DIFFERENCE : 0.843		
LAP	SECTOR 1	SECTOR 2	LAP TIME	MPH	DIFF	TIME OF DAY
1 -	1:44.852	50.878	2:35.730 (3)	68.63	7.581	10:56:20.142
2 -	1:37.720	7:08.884	8:46.604	20.29	6:18.455	11:05:06.746
3 -	1:54.061	51.971	2:46.032	64.37	17.883	11:07:52.778
4 -	1:40.118	50.973	2:31.091 (2)	70.73	2.942	11:10:23.869
5 -	1:38.563	49.586	2:28.149 (1)	72.14		11:12:52.018

Weather / Track : Cloudy / Wet

Snetterton 300
Circuit Length = 2.9689 miles
Start: 10:53 Flag 11:12 End: 11:14

BMCRC - MRO Championships 2016 - Rnd 9 @ Snetterton 300

Team Respro MRO 600 inc Clubman 600

QUALIFYING - SECTOR ANALYSIS

SECTOR 1 = FL to I1, SECTOR 2 = I1 to FL, DIFF = Difference To Personal Best Lap

P21 174		Talan SKEELS-PIGGINS		Suzuki - McMillan Williams		
IDEAL LAP TIME : 2:35.466		BEST LAP TIME : 2:35.466		DIFFERENCE : 0.000		
LAP	SECTOR 1	SECTOR 2	LAP TIME	MPH	DIFF	TIME OF DAY
1 -	OUTLAP	53.600	2:54.582	61.22	19.116	10:56:55.898
2 -	2:04.542	IN PIT	8:38.105 P	20.62	6:02.639	11:05:34.003
3 -	OUTLAP	53.399	2:45.956	64.40	10.490	11:08:19.959
4 -	1:44.739	52.324	2:37.063 (2)	68.04	1.597	11:10:57.022
5 -	1:44.309	51.157	2:35.466 (1)	68.74		11:13:32.488

P22 53 C		Jason SIGGS		Triumph - J Siggs Construction		
IDEAL LAP TIME : 2:35.075		BEST LAP TIME : 2:35.680		DIFFERENCE : 0.605		
LAP	SECTOR 1	SECTOR 2	LAP TIME	MPH	DIFF	TIME OF DAY
1 -	1:49.461	52.519	2:41.980 (3)	65.98	6.300	10:56:31.557
2 -	1:47.073	6:50.058	8:37.131	20.66	6:01.451	11:05:08.688
3 -	1:53.832	54.016	2:47.848	63.67	12.168	11:07:56.536
4 -	1:43.387	52.293	2:35.680 (1)	68.65		11:10:32.216
5 -	1:44.955	51.688	2:36.643 (2)	68.23	0.963	11:13:08.859

P23 27		Dan COX		Yamaha - DC Racing/ GWC Joinery LTD/ DC Paintworx		
IDEAL LAP TIME : 2:36.820		BEST LAP TIME : 2:36.820		DIFFERENCE : 0.000		
LAP	SECTOR 1	SECTOR 2	LAP TIME	MPH	DIFF	TIME OF DAY
1 -	1:46.758	50.062	2:36.820 (1)	68.15		10:56:23.792

P24 51 C		Andrew DURANT		Honda -		
IDEAL LAP TIME : 2:40.252		BEST LAP TIME : 2:40.252		DIFFERENCE : 0.000		
LAP	SECTOR 1	SECTOR 2	LAP TIME	MPH	DIFF	TIME OF DAY
1 -	1:58.236	54.919	2:53.155	61.72	12.903	10:56:53.246
2 -	2:04.744	6:15.701	8:20.445	21.35	5:40.193	11:05:13.691
3 -	1:56.741	55.542	2:52.283 (3)	62.03	12.031	11:08:05.974
4 -	1:46.783	53.469	2:40.252 (1)	66.69		11:10:46.226
5 -	1:48.931	55.222	2:44.153 (2)	65.11	3.901	11:13:30.379

P25 37 C		Stuart NASH		Yamaha - Reigate Ductwork Manufacturing Ltd		
IDEAL LAP TIME : 2:40.464		BEST LAP TIME : 2:40.464		DIFFERENCE : 0.000		
LAP	SECTOR 1	SECTOR 2	LAP TIME	MPH	DIFF	TIME OF DAY
1 -	1:54.883	1:00.960	2:55.843	60.78	15.379	10:56:50.816
2 -	2:01.492	6:22.011	8:23.503	21.22	5:43.039	11:05:14.319
3 -	1:55.648	55.064	2:50.712 (3)	62.60	10.248	11:08:05.031
4 -	1:46.199	54.265	2:40.464 (1)	66.60		11:10:45.495
5 -	1:48.898	54.971	2:43.869 (2)	65.22	3.405	11:13:29.364

P26 36		Patrick BYRNE		Yamaha - PKB RACING		
IDEAL LAP TIME : 2:40.408		BEST LAP TIME : 2:41.162		DIFFERENCE : 0.754		
LAP	SECTOR 1	SECTOR 2	LAP TIME	MPH	DIFF	TIME OF DAY
1 -	2:00.753	57.039	2:57.792	60.11	16.630	10:57:00.106
2 -	2:30.321	5:46.482	8:16.803	21.51	5:35.641	11:05:16.909
3 -	2:01.764	55.308	2:57.072 (3)	60.36	15.910	11:08:13.981
4 -	1:47.078	54.506	2:41.584 (2)	66.14	0.422	11:10:55.565
5 -	1:47.832	53.330	2:41.162 (1)	66.31		11:13:36.727

P27 192 C		Daniel MOFFA		Triumph - Forest Stump		
IDEAL LAP TIME : 2:42.240		BEST LAP TIME : 2:42.240		DIFFERENCE : 0.000		
LAP	SECTOR 1	SECTOR 2	LAP TIME	MPH	DIFF	TIME OF DAY
1 -	2:08.290	59.046	3:07.336	57.05	25.096	10:57:05.204
2 -			8:10.810	21.77	5:28.570	11:05:16.014
3 -	2:06.805	56.522	3:03.327 (3)	58.30	21.087	11:08:19.341
4 -	1:51.300	53.862	2:45.162 (2)	64.71	2.922	11:11:04.503

Snetterton 300

Circuit Length = 2.9689 miles

Start: 10:53 Flag 11:12 End: 11:14

Weather / Track : Cloudy / Wet

BMCRC - MRO Championships 2016 - Rnd 9 @ Snetterton 300

Team Respro MRO 600 inc Clubman 600

QUALIFYING - SECTOR ANALYSIS

SECTOR 1 = FL to I1, SECTOR 2 = I1 to FL, DIFF = Difference To Personal Best Lap

5 - 1:49.259 52.981 2:42.240 (1) 65.87 11:13:46.743

P28 84 C James KENWARD		Kawasaki - FG1				
IDEAL LAP TIME : 2:41.952		BEST LAP TIME : 2:42.869		DIFFERENCE : 0.917		
LAP	SECTOR 1	SECTOR 2	LAP TIME	MPH	DIFF	TIME OF DAY
1 -	1:52.315	54.436	2:46.751 (3)	64.09	3.882	10:56:37.928
2 -	2:01.301	6:30.746	8:32.047	20.87	5:49.178	11:05:09.975
3 -	1:56.220	55.934	2:52.154	62.08	9.285	11:08:02.129
4 -	1:47.516	55.353	2:42.869 (1)	65.62		11:10:44.998
5 -	1:48.744	57.130	2:45.874 (2)	64.43	3.005	11:13:30.872

Weather / Track : Cloudy / Wet

Results can be found at www.tsl-timing.com

Page 5 of 5

Snetterton 300
Circuit Length = 2.9689 miles
Start: 10:53 Flag 11:12 End: 11:14

Printed - 11:15 Saturday, 17 September 2016

BMCRC - MRO Championships 2016 - Rnd 9 @ Snetterton 300

Team Respro MRO 600 inc Clubman 600

QUALIFYING - BEST SECTORS

SECTOR 1			SECTOR 2			IDEAL / BEST COMPARISON						
POS	NO	NAME	TIME	NO	NAME	TIME	POS	NO	NAME	IDEAL	BEST	DIFF
									PERFECT LAP	2:14.168		
1	127	TINKLER	1:29.290	127	TINKLER	44.878	1	127	TINKLER	2:14.168	2:14.168	0.000
2	52	COTGROVE	1:30.307	45	PEAD	45.539	2	52	COTGROVE	2:16.124	2:16.124	0.000
3	45	PEAD	1:30.673	52	COTGROVE	45.817	3	45	PEAD	2:16.212	2:16.254	0.042
4	173	DRAPER	1:32.176	10	WILBY	46.268	4	10	WILBY	2:19.135	2:19.935	0.800
5	10	WILBY	1:32.867	11	HARVEY	46.658	5	173	DRAPER	2:19.181	2:19.340	0.159
6	49	McLURG	1:32.932	44	PLATTON	46.751	6	49	McLURG	2:20.187	2:20.187	0.000
7	6	PETTIT	1:32.997	173	DRAPER	47.005	7	77	HOLLAND	2:20.659	2:20.659	0.000
8	77	HOLLAND	1:33.614	32	PIPER	47.038	8	6	PETTIT	2:20.979	2:21.128	0.149
9	11	HARVEY	1:34.438	77	HOLLAND	47.045	9	11	HARVEY	2:21.096	2:21.096	0.000
10	777	WILLIAMS	1:34.990	49	McLURG	47.255	10	44	PLATTON	2:21.843	2:21.843	0.000
11	61	SAVAGE	1:35.050	56	MILLS	47.517	11	32	PIPER	2:22.244	2:22.244	0.000
12	44	PLATTON	1:35.092	777	WILLIAMS	47.579	12	777	WILLIAMS	2:22.569	2:22.569	0.000
13	32	PIPER	1:35.206	61	SAVAGE	47.585	13	61	SAVAGE	2:22.635	2:22.795	0.160
14	56	MILLS	1:35.276	8	NEWSTEAD	47.673	14	56	MILLS	2:22.793	2:23.838	1.045
15	55	GARNER	1:35.740	95	MEADOWS	47.708	15	55	GARNER	2:23.621	2:24.051	0.430
16	8	NEWSTEAD	1:36.212	55	GARNER	47.881	16	8	NEWSTEAD	2:23.885	2:23.885	0.000
17	81	DUFFETT	1:36.961	6	PETTIT	47.982	17	95	MEADOWS	2:25.400	2:25.400	0.000
18	48	MATTHEWS	1:37.149	81	DUFFETT	48.602	18	81	DUFFETT	2:25.563	2:25.842	0.279
19	95	MEADOWS	1:37.692	5	FOORD	49.586	19	48	MATTHEWS	2:26.788	2:27.697	0.909
20	5	FOORD	1:37.720	48	MATTHEWS	49.639	20	5	FOORD	2:27.306	2:28.149	0.843
21	53	SIGGS	1:43.387	27	COX	50.062	21	53	SIGGS	2:35.075	2:35.680	0.605
22	174	SKEELS-PIGGINS	1:44.309	174	SKEELS-PIGGINS	51.157	22	174	SKEELS-PIGGINS	2:35.466	2:35.466	0.000
23	37	NASH	1:46.199	53	SIGGS	51.688	23	27	COX	2:36.820	2:36.820	0.000
24	27	COX	1:46.758	192	MOFFA	52.981	24	51	DURANT	2:40.252	2:40.252	0.000
25	51	DURANT	1:46.783	36	BYRNE	53.330	25	36	BYRNE	2:40.408	2:41.162	0.754
26	36	BYRNE	1:47.078	51	DURANT	53.469	26	37	NASH	2:40.464	2:40.464	0.000
27	84	KENWARD	1:47.516	37	NASH	54.265	27	84	KENWARD	2:41.952	2:42.869	0.917
28	192	MOFFA	1:49.259	84	KENWARD	54.436	28	192	MOFFA	2:42.240	2:42.240	0.000

Weather / Track : Cloudy / Wet

Results can be found at www.tsl-timing.com

Snetterton 300

Circuit Length = 2.9689 miles

Start: 10:53 Flag 11:12 End: 11:14

Printed - 11:15 Saturday, 17 September 2016

BMCRC - MRO Championships 2016 - Rnd 9 @ Snetterton 300

Team Respro MRO 600 inc Clubman 600

RACE 6 - CLASSIFICATION

POS	NO	CL	PIC NAME	ENTRY	LAPS	TIME	GAP	DIFF	MPH	BEST	ON
1	127		1 David TINKLER	Yamaha -	7	15:55.421			78.30	2:13.846	7
2	45		2 Ed PEAD	Yamaha -	7	15:56.330	0.909	0.909	78.23	2:14.322	7
3	52	C	1 Ben COTGROVE	Yamaha - NR Racing	7	16:10.157	14.736	13.827	77.11	2:16.375	3
4	49	C	2 Ross McLURG	Kawasaki - E.D.I Building / Steve Jordan Motorcycle	7	16:16.818	21.397	6.661	76.59	2:17.429	6
5	32	C	3 Mark PIPER	Yamaha - please sponsor me	7	16:16.867	21.446	0.049	76.58	2:15.992	7
6	10		3 Paul WILBY	Yamaha - Nutsmoto	7	16:20.041	24.620	3.174	76.34	2:16.056	7
7	173		4 Stephen DRAPER	Kawasaki -	7	16:21.245	25.824	1.204	76.24	2:16.622	6
8	77	C	4 Jason HOLLAND	Triumph - JH autos imperial car hire	7	16:33.255	37.834	12.010	75.32	2:19.679	7
9	8		5 Grant NEWSTEAD	Yamaha - Tinklers Motorcycles	7	16:36.762	41.341	3.507	75.05	2:14.800	7
10	777	C	5 Mason WILLIAMS	Yamaha - Steve Jordan Motorcycles	7	16:37.978	42.557	1.216	74.96	2:19.337	6
11	55	C	6 Paul GARNER	Yamaha - Area Fifty-One Racing	7	16:38.189	42.768	0.211	74.95	2:17.738	6
12	48	C	7 Jay MATTHEWS	Yamaha -	7	16:47.480	52.059	9.291	74.26	2:16.777	7
13	56	C	8 Michael MILLS	Yamaha - A51R	7	16:47.684	52.263	0.204	74.24	2:17.876	7
14	81	C	9 Liam DUFFETT	Honda -	7	16:57.667	1:02.246	9.983	73.51	2:21.268	7
15	5		6 Martin FOORD	Kawasaki - More moto	7	17:04.219	1:08.798	6.552	73.04	2:21.418	6
16	6	C	10 Dominic PETTIT	Yamaha - Camclad Contractors	7	17:17.576	1:22.155	13.357	72.10	2:24.946	5
17	95		7 Simon MEADOWS	Triumph - myself	7	17:19.844	1:24.423	2.268	71.94	2:25.228	6
18	53	C	11 Jason SIGGS	Triumph - J Siggs Construction	7	17:49.959	1:54.538	30.115	69.92	2:27.833	7
19	192	C	12 Daniel MOFFA	Triumph - Forest Stump	7	18:04.017	2:08.596	14.058	69.01	2:28.845	7
20	174		8 Talan SKEELS-PIGGINS	Suzuki - McMillan Williams	7	18:14.786	2:19.365	10.769	68.33	2:28.248	7
21	84	C	13 James KENWARD	Kawasaki - FG1	7	18:17.088	2:21.667	2.302	68.19	2:30.262	7
22	36		9 Patrick BYRNE	Yamaha - PKB RACING	6	15:55.782	1 Lap	1 Lap	67.09	2:34.283	5
23	37	C	14 Stuart NASH	Yamaha - Reigate Ductwork Manufacturing Ltd	6	16:08.474	1 Lap	12.692	66.21	2:36.020	6

NOT CLASSIFIED

DNF	61		Olly SAVAGE	Kawasaki - Validus-IVC Ltd	5	12:06.905	2 Laps	1 Lap	73.51	2:21.295	5
DNF	11	C	Josh HARVEY	Yamaha - NR Racing	1	2:27.846	6 Laps	4 Laps	72.29	2:27.846	1
DNF	51	C	Andrew DURANT	Honda -	1	2:49.873	6 Laps	22.027	62.91	2:49.873	1
DNF	44	C	Hayden PLATTON	Kawasaki - NR Racing	0						

FASTEST LAP

127			David TINKLER	Yamaha -	7	2:13.846		79.85 mph		128.51 kph	
32	C		Mark PIPER	Yamaha - please sponsor me	7	2:15.992		78.59 mph		126.48 kph	

Class - 90% of Race Speed = 70.47 mph
 Class C - 90% of Race Speed = 69.39 mph

Snetterton 300
 Circuit Length = 2.9689 miles
 Start: 16:15 Flag 16:31 End: 16:33

Weather / Track : Drizzle / Wet

These results are provisional until the conclusion of any judicial and technical matters.

Clerk Of Course :	Timekeeper :
-------------------	--------------

Results can be found at www.tsl-timing.com

Printed - 16:33 Saturday, 17 September 2016



BMCRC - MRO Championships 2016 - Rnd 9 @ Snetterton 300

Team Respro MRO 600 inc Clubman 600

RACE 6 - LAP CHART

LAP 1 @ 16:17:32.398

NO	BEHIND	LAP TIME
127		2:22.240
45	1.014	2:23.254
52	3.191	2:25.431
49	3.446	2:25.686
173	5.153	2:27.393
11	5.606	2:27.846
10	5.956	2:28.196
77	6.582	2:28.822
32	6.957	2:29.197
777	10.339	2:32.579
6	11.416	2:33.656
61	11.696	2:33.936
55	12.315	2:34.555
48	12.519	2:34.759
8	12.765	2:35.005
81	12.895	2:35.135
56	13.492	2:35.732
5	13.640	2:35.880
95	15.013	2:37.253
53	18.502	2:40.742
51	27.633	2:49.873
37	28.671	2:50.911
192	28.765	2:51.005
36	29.768	2:52.008
174	30.327	2:52.567
84	30.811	2:53.051

LAP 2 @ 16:19:50.460

NO	BEHIND	LAP TIME
127		2:18.062
45	0.112	2:17.160
52	3.310	2:18.181
49	4.602	2:19.218
10	8.812	2:20.918
173	8.867	2:21.776
32	9.126	2:20.231
77	10.757	2:22.237
777	16.235	2:23.958
55	18.593	2:24.340
61	18.631	2:24.997
8	22.741	2:28.038
6	22.794	2:29.440
56	22.937	2:27.507
48	23.006	2:28.549
81	23.589	2:28.756
5	23.868	2:28.290
95	25.147	2:28.196
53	40.798	2:40.358
192	47.147	2:36.444
36	53.060	2:41.354
37	53.381	2:42.772
84	53.934	2:41.185
174	54.254	2:41.989

LAP 3 @ 16:22:06.862

NO	BEHIND	LAP TIME
127		2:16.402
45	0.673	2:16.963
52	3.283	2:16.375
49	7.405	2:19.205
32	12.256	2:19.532

173	13.304	2:20.839
10	13.787	2:21.377
77	15.800	2:21.445
777	22.044	2:22.211
61	26.795	2:24.566
55	26.974	2:24.783
8	28.981	2:22.642
48	30.814	2:24.210
56	31.929	2:25.394
6	32.775	2:26.383
81	32.925	2:25.738
5	33.198	2:25.732
95	38.694	2:29.949
53	58.678	2:34.282
192	1:04.433	2:33.688
84	1:12.861	2:35.329
174	1:14.893	2:37.041
36	1:14.993	2:38.335
37	1:17.154	2:40.175

LAP 4 @ 16:24:22.355

NO	BEHIND	LAP TIME
127		2:15.493
45	0.695	2:15.515
52	4.205	2:16.415
49	9.811	2:17.899
32	14.711	2:17.948
173	16.817	2:19.006
10	17.400	2:19.106
77	21.400	2:21.093
777	27.305	2:20.754
55	30.767	2:19.286
61	33.413	2:22.111
8	33.821	2:20.333
48	36.748	2:21.427
56	36.989	2:20.553
81	39.811	2:22.379
6	43.647	2:26.365
5	43.910	2:26.205
95	50.511	2:27.310
53	1:13.207	2:30.022
192	1:21.979	2:33.039
84	1:30.834	2:33.466
174	1:33.207	2:33.807
36	1:33.996	2:34.496
37	1:42.209	2:40.548

LAP 5 @ 16:26:37.187

NO	BEHIND	LAP TIME
127		2:14.832
45	0.458	2:14.595
52	6.563	2:17.190
49	13.198	2:18.219
32	16.744	2:16.865
173	19.742	2:17.757
10	20.358	2:17.790
77	26.716	2:20.148
777	32.118	2:19.645
55	34.427	2:18.492
8	39.264	2:20.275
61	39.876	2:21.295
48	41.493	2:19.577
56	42.964	2:20.807
81	47.360	2:22.381

5	51.818	2:22.740
6	53.761	2:24.946
95	1:02.271	2:26.592
53	1:27.246	2:28.871
192	1:38.375	2:31.228
84	1:48.248	2:32.246
174	1:49.124	2:30.749
36	1:53.447	2:34.283
37	2:05.425	2:38.048

LAP 6 @ 16:28:51.733

NO	BEHIND	LAP TIME
127		2:14.546
45	0.433	2:14.521
52	9.627	2:17.610
49	16.081	2:17.429
32	19.300	2:17.102
173	21.818	2:16.622
10	22.410	2:16.598
77	32.001	2:19.831
777	36.909	2:19.337
55	37.619	2:17.738
8	40.387	2:15.669
56	48.233	2:19.815
48	49.128	2:22.181
81	54.824	2:22.010
5	58.690	2:21.418
6	1:07.401	2:28.186
95	1:12.953	2:25.228
53	1:40.551	2:27.851
192	1:53.597	2:29.768
174	2:04.963	2:30.385
84	2:05.251	2:31.549

LAP 7 @ 16:31:05.579

NO	BEHIND	LAP TIME
127		2:13.846
36	1 Lap	2:35.306
45	0.909	2:14.322
37	1 Lap	2:36.020
52	14.736	2:18.955
49	21.397	2:19.162
32	21.446	2:15.992
10	24.620	2:16.056
173	25.824	2:17.852
77	37.834	2:19.679
8	41.341	2:14.800
777	42.557	2:19.494
55	42.768	2:18.995
48	52.059	2:16.777
56	52.263	2:17.876
81	1:02.246	2:21.268
5	1:08.798	2:23.954
6	1:22.155	2:28.600
95	1:24.423	2:25.316
53	1:54.538	2:27.833
192	2:08.596	2:28.845
174	2:19.365	2:28.248
84	2:21.667	2:30.262

Weather / Track : Drizzle / Wet

Results can be found at www.tsl-timing.com

Snetterton 300

Circuit Length = 2.9689 miles

Start: 16:15 Flag 16:31 End: 16:33

Printed - 16:34 Saturday, 17 September 2016

BMCRC - MRO Championships 2016 - Rnd 9 @ Snetterton 300

Team Respro MRO 600 inc Clubman 600

RACE 6 - SECTOR ANALYSIS

SECTOR 1 = FL to I1, SECTOR 2 = I1 to FL, DIFF = Difference To Personal Best Lap

P1 127		David TINKLER		Yamaha -		
IDEAL LAP TIME : 2:13.767		BEST LAP TIME : 2:13.846		DIFFERENCE : 0.079		
LAP	SECTOR 1	SECTOR 2	LAP TIME	MPH	DIFF	TIME OF DAY
1 -		45.968	2:22.240	75.14	8.394	16:17:32.398
2 -	1:31.653	46.409	2:18.062	77.41	4.216	16:19:50.460
3 -	1:31.534	44.868	2:16.402	78.35	2.556	16:22:06.862
4 -	1:30.150	45.343	2:15.493	78.88	1.647	16:24:22.355
5 -	1:29.826	45.006	2:14.832 (3)	79.26	0.986	16:26:37.187
6 -	1:29.418	45.128	2:14.546 (2)	79.43	0.700	16:28:51.733
7 -	1:29.497	44.349	2:13.846 (1)	79.85		16:31:05.579

P2 45		Ed PEAD		Yamaha -		
IDEAL LAP TIME : 2:13.899		BEST LAP TIME : 2:14.322		DIFFERENCE : 0.423		
LAP	SECTOR 1	SECTOR 2	LAP TIME	MPH	DIFF	TIME OF DAY
1 -		45.774	2:23.254	74.60	8.932	16:17:33.412
2 -	1:30.616	46.544	2:17.160	77.92	2.838	16:19:50.572
3 -	1:31.496	45.467	2:16.963	78.03	2.641	16:22:07.535
4 -	1:30.321	45.194	2:15.515	78.87	1.193	16:24:23.050
5 -	1:29.567	45.028	2:14.595 (3)	79.40	0.273	16:26:37.645
6 -	1:29.746	44.775	2:14.521 (2)	79.45	0.199	16:28:52.166
7 -	1:29.124	45.198	2:14.322 (1)	79.57		16:31:06.488

P3 52 C		Ben COTGROVE		Yamaha - NR Racing		
IDEAL LAP TIME : 2:15.953		BEST LAP TIME : 2:16.375		DIFFERENCE : 0.422		
LAP	SECTOR 1	SECTOR 2	LAP TIME	MPH	DIFF	TIME OF DAY
1 -		46.709	2:25.431	73.49	9.056	16:17:35.589
2 -	1:32.086	46.095	2:18.181	77.34	1.806	16:19:53.770
3 -	1:31.052	45.323	2:16.375 (1)	78.37		16:22:10.145
4 -	1:30.630	45.785	2:16.415 (2)	78.34	0.040	16:24:26.560
5 -	1:31.336	45.854	2:17.190 (3)	77.90	0.815	16:26:43.750
6 -	1:31.378	46.232	2:17.610	77.66	1.235	16:29:01.360
7 -	1:32.294	46.661	2:18.955	76.91	2.580	16:31:20.315

P4 49 C		Ross McLURG		Kawasaki - E.D.I Building / Steve Jordan Motorcycles		
IDEAL LAP TIME : 2:17.429		BEST LAP TIME : 2:17.429		DIFFERENCE : 0.000		
LAP	SECTOR 1	SECTOR 2	LAP TIME	MPH	DIFF	TIME OF DAY
1 -		47.583	2:25.686	73.36	8.257	16:17:35.844
2 -	1:32.298	46.920	2:19.218	76.77	1.789	16:19:55.062
3 -	1:32.545	46.660	2:19.205	76.77	1.776	16:22:14.267
4 -	1:31.608	46.291	2:17.899 (2)	77.50	0.470	16:24:32.166
5 -	1:31.728	46.491	2:18.219 (3)	77.32	0.790	16:26:50.385
6 -	1:31.233	46.196	2:17.429 (1)	77.77		16:29:07.814
7 -	1:32.576	46.586	2:19.162	76.80	1.733	16:31:26.976

P5 32 C		Mark PIPER		Yamaha - please sponsor me		
IDEAL LAP TIME : 2:15.992		BEST LAP TIME : 2:15.992		DIFFERENCE : 0.000		
LAP	SECTOR 1	SECTOR 2	LAP TIME	MPH	DIFF	TIME OF DAY
1 -		46.627	2:29.197	71.63	13.205	16:17:39.355
2 -	1:33.534	46.697	2:20.231	76.21	4.239	16:19:59.586
3 -	1:33.416	46.116	2:19.532	76.59	3.540	16:22:19.118
4 -	1:32.148	45.800	2:17.948	77.47	1.956	16:24:37.066
5 -	1:31.013	45.852	2:16.865 (2)	78.09	0.873	16:26:53.931
6 -	1:31.462	45.640	2:17.102 (3)	77.95	1.110	16:29:11.033
7 -	1:30.396	45.596	2:15.992 (1)	78.59		16:31:27.025

P6 10		Paul WILBY		Yamaha - Nutsmoto		
IDEAL LAP TIME : 2:15.463		BEST LAP TIME : 2:16.056		DIFFERENCE : 0.593		
LAP	SECTOR 1	SECTOR 2	LAP TIME	MPH	DIFF	TIME OF DAY

Weather / Track : Drizzle / Wet

Snetterton 300
Circuit Length = 2.9689 miles
Start: 16:15 Flag 16:31 End: 16:33

BMCRC - MRO Championships 2016 - Rnd 9 @ Snetterton 300

Team Respro MRO 600 inc Clubman 600

RACE 6 - SECTOR ANALYSIS

SECTOR 1 = FL to I1, SECTOR 2 = I1 to FL, DIFF = Difference To Personal Best Lap

1 -		47.508	2:28.196	72.12	12.140	16:17:38.354
2 -	1:33.849	47.069	2:20.918	75.84	4.862	16:19:59.272
3 -	1:34.281	47.096	2:21.377	75.59	5.321	16:22:20.649
4 -	1:32.880	46.226	2:19.106	76.83	3.050	16:24:39.755
5 -	1:31.598	46.192	2:17.790 (3)	77.56	1.734	16:26:57.545
6 -	1:30.578	46.020	2:16.598 (2)	78.24	0.542	16:29:14.143
7 -	1:31.171	44.885	2:16.056 (1)	78.55		16:31:30.199

P7 173		Stephen DRAPER		Kawasaki -			
IDEAL LAP TIME : 2:16.622		BEST LAP TIME : 2:16.622		DIFFERENCE : 0.000			
LAP	SECTOR 1	SECTOR 2	LAP TIME	MPH	DIFF	TIME OF DAY	
1 -		47.657	2:27.393	72.51	10.771	16:17:37.551	
2 -	1:34.526	47.250	2:21.776	75.38	5.154	16:19:59.327	
3 -	1:33.662	47.177	2:20.839	75.88	4.217	16:22:20.166	
4 -	1:32.324	46.682	2:19.006	76.88	2.384	16:24:39.172	
5 -	1:31.556	46.201	2:17.757 (2)	77.58	1.135	16:26:56.929	
6 -	1:30.646	45.976	2:16.622 (1)	78.23		16:29:13.551	
7 -	1:31.699	46.153	2:17.852 (3)	77.53	1.230	16:31:31.403	

P8 77 C		Jason HOLLAND		Triumph - JH autos imperial car hire			
IDEAL LAP TIME : 2:19.117		BEST LAP TIME : 2:19.679		DIFFERENCE : 0.562			
LAP	SECTOR 1	SECTOR 2	LAP TIME	MPH	DIFF	TIME OF DAY	
1 -		48.162	2:28.822	71.81	9.143	16:17:38.980	
2 -	1:35.123	47.114	2:22.237	75.14	2.558	16:20:01.217	
3 -	1:34.003	47.442	2:21.445	75.56	1.766	16:22:22.662	
4 -	1:33.783	47.310	2:21.093	75.75	1.414	16:24:43.755	
5 -	1:33.418	46.730	2:20.148 (3)	76.26	0.469	16:27:03.903	
6 -	1:33.286	46.545	2:19.831 (2)	76.43	0.152	16:29:23.734	
7 -	1:32.572	47.107	2:19.679 (1)	76.51		16:31:43.413	

P9 8		Grant NEWSTEAD		Yamaha - Tinklers Motorcycles			
IDEAL LAP TIME : 2:14.800		BEST LAP TIME : 2:14.800		DIFFERENCE : 0.000			
LAP	SECTOR 1	SECTOR 2	LAP TIME	MPH	DIFF	TIME OF DAY	
1 -		49.200	2:35.005	68.95	20.205	16:17:45.163	
2 -	1:38.666	49.372	2:28.038	72.19	13.238	16:20:13.201	
3 -	1:35.729	46.913	2:22.642	74.92	7.842	16:22:35.843	
4 -	1:33.047	47.286	2:20.333	76.16	5.533	16:24:56.176	
5 -	1:34.074	46.201	2:20.275 (3)	76.19	5.475	16:27:16.451	
6 -	1:30.412	45.257	2:15.669 (2)	78.78	0.869	16:29:32.120	
7 -	1:29.779	45.021	2:14.800 (1)	79.28		16:31:46.920	

P10 777 C		Mason WILLIAMS		Yamaha - Steve Jordan Motorcycles			
IDEAL LAP TIME : 2:18.940		BEST LAP TIME : 2:19.337		DIFFERENCE : 0.397			
LAP	SECTOR 1	SECTOR 2	LAP TIME	MPH	DIFF	TIME OF DAY	
1 -		48.439	2:32.579	70.04	13.242	16:17:42.737	
2 -	1:35.878	48.080	2:23.958	74.24	4.621	16:20:06.695	
3 -	1:34.775	47.436	2:22.211	75.15	2.874	16:22:28.906	
4 -	1:33.908	46.846	2:20.754	75.93	1.417	16:24:49.660	
5 -	1:32.838	46.807	2:19.645 (3)	76.53	0.308	16:27:09.305	
6 -	1:32.600	46.737	2:19.337 (1)	76.70		16:29:28.642	
7 -	1:33.154	46.340	2:19.494 (2)	76.62	0.157	16:31:48.136	

P11 55 C		Paul GARNER		Yamaha - Area Fifty-One Racing			
IDEAL LAP TIME : 2:17.738		BEST LAP TIME : 2:17.738		DIFFERENCE : 0.000			
LAP	SECTOR 1	SECTOR 2	LAP TIME	MPH	DIFF	TIME OF DAY	
1 -		49.785	2:34.555	69.15	16.817	16:17:44.713	
2 -	1:36.262	48.078	2:24.340	74.04	6.602	16:20:09.053	
3 -	1:36.893	47.890	2:24.783	73.82	7.045	16:22:33.836	
4 -	1:32.829	46.457	2:19.286	76.73	1.548	16:24:53.122	

Weather / Track : Drizzle / Wet

Snetterton 300

Circuit Length = 2.9689 miles

Start: 16:15 Flag 16:31 End: 16:33

BMCRC - MRO Championships 2016 - Rnd 9 @ Snetterton 300

Team Respro MRO 600 inc Clubman 600

RACE 6 - SECTOR ANALYSIS

SECTOR 1 = FL to I1, SECTOR 2 = I1 to FL, DIFF = Difference To Personal Best Lap

5 -	1:32.464	46.028	2:18.492 (2)	77.17	0.754	16:27:11.614
6 -	1:32.047	45.691	2:17.738 (1)	77.59		16:29:29.352
7 -	1:32.673	46.322	2:18.995 (3)	76.89	1.257	16:31:48.347

P12 48 C Jay MATTHEWS			Yamaha -			
IDEAL LAP TIME : 2:16.777		BEST LAP TIME : 2:16.777	DIFFERENCE : 0.000			
LAP	SECTOR 1	SECTOR 2	LAP TIME	MPH	DIFF	TIME OF DAY
1 -		49.828	2:34.759	69.06	17.982	16:17:44.917
2 -	1:38.708	49.841	2:28.549	71.94	11.772	16:20:13.466
3 -	1:36.686	47.524	2:24.210	74.11	7.433	16:22:37.676
4 -	1:34.128	47.299	2:21.427 (3)	75.57	4.650	16:24:59.103
5 -	1:32.975	46.602	2:19.577 (2)	76.57	2.800	16:27:18.680
6 -	1:31.024	51.157	2:22.181	75.17	5.404	16:29:40.861
7 -	1:30.798	45.979	2:16.777 (1)	78.14		16:31:57.638

P13 56 C Michael MILLS			Yamaha - A51R			
IDEAL LAP TIME : 2:17.876		BEST LAP TIME : 2:17.876	DIFFERENCE : 0.000			
LAP	SECTOR 1	SECTOR 2	LAP TIME	MPH	DIFF	TIME OF DAY
1 -		49.469	2:35.732	68.63	17.856	16:17:45.890
2 -	1:37.838	49.669	2:27.507	72.45	9.631	16:20:13.397
3 -	1:37.129	48.265	2:25.394	73.51	7.518	16:22:38.791
4 -	1:33.622	46.931	2:20.553 (3)	76.04	2.677	16:24:59.344
5 -	1:34.156	46.651	2:20.807	75.90	2.931	16:27:20.151
6 -	1:32.963	46.852	2:19.815 (2)	76.44	1.939	16:29:39.966
7 -	1:31.974	45.902	2:17.876 (1)	77.51		16:31:57.842

P14 81 C Liam DUFFETT			Honda -			
IDEAL LAP TIME : 2:21.262		BEST LAP TIME : 2:21.268	DIFFERENCE : 0.006			
LAP	SECTOR 1	SECTOR 2	LAP TIME	MPH	DIFF	TIME OF DAY
1 -		48.950	2:35.135	68.89	13.867	16:17:45.293
2 -	1:38.863	49.893	2:28.756	71.84	7.488	16:20:14.049
3 -	1:36.929	48.809	2:25.738	73.33	4.470	16:22:39.787
4 -	1:34.503	47.876	2:22.379 (3)	75.06	1.111	16:25:02.166
5 -	1:34.710	47.671	2:22.381	75.06	1.113	16:27:24.547
6 -	1:34.594	47.416	2:22.010 (2)	75.26	0.742	16:29:46.557
7 -	1:33.846	47.422	2:21.268 (1)	75.65		16:32:07.825

P15 5 Martin FOORD			Kawasaki - More moto			
IDEAL LAP TIME : 2:20.769		BEST LAP TIME : 2:21.418	DIFFERENCE : 0.649			
LAP	SECTOR 1	SECTOR 2	LAP TIME	MPH	DIFF	TIME OF DAY
1 -		49.823	2:35.880	68.56	14.462	16:17:46.038
2 -	1:38.241	50.049	2:28.290	72.07	6.872	16:20:14.328
3 -	1:36.615	49.117	2:25.732	73.34	4.314	16:22:40.060
4 -	1:36.875	49.330	2:26.205	73.10	4.787	16:25:06.265
5 -	1:35.612	47.128	2:22.740 (2)	74.87	1.322	16:27:29.005
6 -	1:33.641	47.777	2:21.418 (1)	75.57		16:29:50.423
7 -	1:35.013	48.941	2:23.954 (3)	74.24	2.536	16:32:14.377

P16 6 C Dominic PETTIT			Yamaha - Camclad Contractors			
IDEAL LAP TIME : 2:24.946		BEST LAP TIME : 2:24.946	DIFFERENCE : 0.000			
LAP	SECTOR 1	SECTOR 2	LAP TIME	MPH	DIFF	TIME OF DAY
1 -		49.867	2:33.656	69.55	8.710	16:17:43.814
2 -	1:39.172	50.268	2:29.440	71.52	4.494	16:20:13.254
3 -	1:37.063	49.320	2:26.383 (3)	73.01	1.437	16:22:39.637
4 -	1:36.995	49.370	2:26.365 (2)	73.02	1.419	16:25:06.002
5 -	1:36.379	48.567	2:24.946 (1)	73.73		16:27:30.948
6 -	1:37.917	50.269	2:28.186	72.12	3.240	16:29:59.134
7 -	1:38.600	50.000	2:28.600	71.92	3.654	16:32:27.734

Weather / Track : Drizzle / Wet

Snetterton 300

Circuit Length = 2.9689 miles

Start: 16:15 Flag 16:31 End: 16:33

BMCRC - MRO Championships 2016 - Rnd 9 @ Snetterton 300

Team Respro MRO 600 inc Clubman 600

RACE 6 - SECTOR ANALYSIS

SECTOR 1 = FL to I1, SECTOR 2 = I1 to FL, DIFF = Difference To Personal Best Lap

P17 95		Simon MEADOWS		Triumph - myself		
IDEAL LAP TIME : 2:24.654		BEST LAP TIME : 2:25.228		DIFFERENCE : 0.574		
LAP	SECTOR 1	SECTOR 2	LAP TIME	MPH	DIFF	TIME OF DAY
1 -		49.621	2:37.253	67.96	12.025	16:17:47.411
2 -	1:37.800	50.396	2:28.196	72.12	2.968	16:20:15.607
3 -	1:40.558	49.391	2:29.949	71.27	4.721	16:22:45.556
4 -	1:37.893	49.417	2:27.310	72.55	2.082	16:25:12.866
5 -	1:38.226	48.366	2:26.592 (3)	72.91	1.364	16:27:39.458
6 -	1:36.309	48.919	2:25.228 (1)	73.59		16:30:04.686
7 -	1:36.971	48.345	2:25.316 (2)	73.55	0.088	16:32:30.002

P18 53 C		Jason SIGGS		Triumph - J Siggs Construction		
IDEAL LAP TIME : 2:27.540		BEST LAP TIME : 2:27.833		DIFFERENCE : 0.293		
LAP	SECTOR 1	SECTOR 2	LAP TIME	MPH	DIFF	TIME OF DAY
1 -		50.767	2:40.742	66.49	12.909	16:17:50.900
2 -	1:41.740	58.618	2:40.358	66.65	12.525	16:20:31.258
3 -	1:42.608	51.674	2:34.282	69.27	6.449	16:23:05.540
4 -	1:39.733	50.289	2:30.022	71.24	2.189	16:25:35.562
5 -	1:39.121	49.750	2:28.871 (3)	71.79	1.038	16:28:04.433
6 -	1:38.154	49.697	2:27.851 (2)	72.28	0.018	16:30:32.284
7 -	1:38.447	49.386	2:27.833 (1)	72.29		16:33:00.117

P19 192 C		Daniel MOFFA		Triumph - Forest Stump		
IDEAL LAP TIME : 2:28.576		BEST LAP TIME : 2:28.845		DIFFERENCE : 0.269		
LAP	SECTOR 1	SECTOR 2	LAP TIME	MPH	DIFF	TIME OF DAY
1 -		52.931	2:51.005	62.50	22.160	16:18:01.163
2 -	1:45.802	50.642	2:36.444	68.31	7.599	16:20:37.607
3 -	1:43.375	50.313	2:33.688	69.54	4.843	16:23:11.295
4 -	1:42.049	50.990	2:33.039	69.83	4.194	16:25:44.334
5 -	1:41.087	50.141	2:31.228 (3)	70.67	2.383	16:28:15.562
6 -	1:40.334	49.434	2:29.768 (2)	71.36	0.923	16:30:45.330
7 -	1:39.142	49.703	2:28.845 (1)	71.80		16:33:14.175

P20 174		Talan SKEELS-PIGGINS		Suzuki - McMillan Williams		
IDEAL LAP TIME : 2:28.248		BEST LAP TIME : 2:28.248		DIFFERENCE : 0.000		
LAP	SECTOR 1	SECTOR 2	LAP TIME	MPH	DIFF	TIME OF DAY
1 -		53.376	2:52.567	61.93	24.319	16:18:02.725
2 -	1:48.438	53.551	2:41.989	65.98	13.741	16:20:44.714
3 -	1:45.294	51.747	2:37.041	68.05	8.793	16:23:21.755
4 -	1:43.433	50.374	2:33.807	69.49	5.559	16:25:55.562
5 -	1:41.082	49.667	2:30.749 (3)	70.89	2.501	16:28:26.311
6 -	1:40.000	50.385	2:30.385 (2)	71.07	2.137	16:30:56.696
7 -	1:39.251	48.997	2:28.248 (1)	72.09		16:33:24.944

P21 84 C		James KENWARD		Kawasaki - FG1		
IDEAL LAP TIME : 2:30.262		BEST LAP TIME : 2:30.262		DIFFERENCE : 0.000		
LAP	SECTOR 1	SECTOR 2	LAP TIME	MPH	DIFF	TIME OF DAY
1 -		54.507	2:53.051	61.76	22.789	16:18:03.209
2 -	1:47.222	53.963	2:41.185	66.30	10.923	16:20:44.394
3 -	1:43.056	52.273	2:35.329	68.80	5.067	16:23:19.723
4 -	1:42.057	51.409	2:33.466	69.64	3.204	16:25:53.189
5 -	1:41.037	51.209	2:32.246 (3)	70.20	1.984	16:28:25.435
6 -	1:40.376	51.173	2:31.549 (2)	70.52	1.287	16:30:56.984
7 -	1:39.798	50.464	2:30.262 (1)	71.12		16:33:27.246

P22 36		Patrick BYRNE		Yamaha - PKB RACING		
IDEAL LAP TIME : 2:33.941		BEST LAP TIME : 2:34.283		DIFFERENCE : 0.342		
LAP	SECTOR 1	SECTOR 2	LAP TIME	MPH	DIFF	TIME OF DAY

Weather / Track : Drizzle / Wet

Snetterton 300
Circuit Length = 2.9689 miles
Start: 16:15 Flag 16:31 End: 16:33

BMCRC - MRO Championships 2016 - Rnd 9 @ Snetterton 300

Team Respro MRO 600 inc Clubman 600

RACE 6 - SECTOR ANALYSIS

SECTOR 1 = FL to I1, SECTOR 2 = I1 to FL, DIFF = Difference To Personal Best Lap

1 -		53.935	2:52.008	62.13	17.725	16:18:02.166
2 -	1:47.830	53.524	2:41.354	66.23	7.071	16:20:43.520
3 -	1:45.389	52.946	2:38.335	67.50	4.052	16:23:21.855
4 -	1:43.196	51.300	2:34.496 (2)	69.18	0.213	16:25:56.351
5 -	1:42.641	51.642	2:34.283 (1)	69.27		16:28:30.634
6 -	1:42.903	52.403	2:35.306 (3)	68.81	1.023	16:31:05.940

P23 37 C	Stuart NASH	Yamaha - Reigate Ductwork Manufacturing Ltd
IDEAL LAP TIME : 2:36.020	BEST LAP TIME : 2:36.020	DIFFERENCE : 0.000

LAP	SECTOR 1	SECTOR 2	LAP TIME	MPH	DIFF	TIME OF DAY
1 -		53.929	2:50.911	62.53	14.891	16:18:01.069
2 -	1:48.412	54.360	2:42.772	65.66	6.752	16:20:43.841
3 -	1:46.966	53.209	2:40.175 (3)	66.72	4.155	16:23:24.016
4 -	1:45.935	54.613	2:40.548	66.57	4.528	16:26:04.564
5 -	1:44.990	53.058	2:38.048 (2)	67.62	2.028	16:28:42.612
6 -	1:43.237	52.783	2:36.020 (1)	68.50		16:31:18.632

P24 61	Oily SAVAGE	Kawasaki - Validus-IVC Ltd
IDEAL LAP TIME : 2:19.415	BEST LAP TIME : 2:21.295	DIFFERENCE : 1.880

LAP	SECTOR 1	SECTOR 2	LAP TIME	MPH	DIFF	TIME OF DAY
1 -		49.466	2:33.936	69.43	12.641	16:17:44.094
2 -	1:36.258	48.739	2:24.997	73.71	3.702	16:20:09.091
3 -	1:36.517	48.049	2:24.566 (3)	73.93	3.271	16:22:33.657
4 -	1:34.678	47.433	2:22.111 (2)	75.20	0.816	16:24:55.768
5 -	1:34.060	47.235	2:21.295 (1)	75.64		16:27:17.063

P25 11 C	Josh HARVEY	Yamaha - NR Racing
IDEAL LAP TIME :	BEST LAP TIME : 2:27.846	DIFFERENCE :

LAP	SECTOR 1	SECTOR 2	LAP TIME	MPH	DIFF	TIME OF DAY
1 -		47.225	2:27.846 (1)	72.29		16:17:38.004

P26 51 C	Andrew DURANT	Honda -
IDEAL LAP TIME : 2:47.955	BEST LAP TIME : 2:49.873	DIFFERENCE : 1.918

LAP	SECTOR 1	SECTOR 2	LAP TIME	MPH	DIFF	TIME OF DAY
1 -		54.001	2:49.873 (1)	62.91		16:18:00.031

BMCRC - MRO Championships 2016 - Rnd 9 @ Snetterton 300

Team Respro MRO 600 inc Clubman 600

RACE 6 - BEST SECTORS

SECTOR 1			SECTOR 2			IDEAL / BEST COMPARISON						
POS	NO	NAME	TIME	NO	NAME	TIME	POS	NO	NAME	IDEAL	BEST	DIFF
									PERFECT LAP	2:13.473		
1	45	PEAD	1:29.124	127	TINKLER	44.349	1	127	TINKLER	2:13.767	2:13.846	0.079
2	127	TINKLER	1:29.418	45	PEAD	44.775	2	45	PEAD	2:13.899	2:14.322	0.423
3	8	NEWSTEAD	1:29.779	10	WILBY	44.885	3	8	NEWSTEAD	2:14.800	2:14.800	0.000
4	32	PIPER	1:30.396	8	NEWSTEAD	45.021	4	10	WILBY	2:15.463	2:16.056	0.593
5	10	WILBY	1:30.578	52	COTGROVE	45.323	5	52	COTGROVE	2:15.953	2:16.375	0.422
6	52	COTGROVE	1:30.630	32	PIPER	45.596	6	32	PIPER	2:15.992	2:15.992	0.000
7	173	DRAPER	1:30.646	55	GARNER	45.691	7	173	DRAPER	2:16.622	2:16.622	0.000
8	48	MATTHEWS	1:30.798	56	MILLS	45.902	8	48	MATTHEWS	2:16.777	2:16.777	0.000
9	49	McLURG	1:31.233	173	DRAPER	45.976	9	49	McLURG	2:17.429	2:17.429	0.000
10	56	MILLS	1:31.974	48	MATTHEWS	45.979	10	55	GARNER	2:17.738	2:17.738	0.000
11	55	GARNER	1:32.047	49	McLURG	46.196	11	56	MILLS	2:17.876	2:17.876	0.000
12	61	SAVAGE	1:32.180	777	WILLIAMS	46.340	12	777	WILLIAMS	2:18.940	2:19.337	0.397
13	77	HOLLAND	1:32.572	77	HOLLAND	46.545	13	77	HOLLAND	2:19.117	2:19.679	0.562
14	777	WILLIAMS	1:32.600	5	FOORD	47.128	14	61	SAVAGE	2:19.415	2:21.295	1.880
15	5	FOORD	1:33.641	11	HARVEY	47.225	15	5	FOORD	2:20.769	2:21.418	0.649
16	81	DUFFETT	1:33.846	61	SAVAGE	47.235	16	81	DUFFETT	2:21.262	2:21.268	0.006
17	95	MEADOWS	1:36.309	81	DUFFETT	47.416	17	95	MEADOWS	2:24.654	2:25.228	0.574
18	6	PETTIT	1:36.379	95	MEADOWS	48.345	18	6	PETTIT	2:24.946	2:24.946	0.000
19	53	SIGGS	1:38.154	6	PETTIT	48.567	19	53	SIGGS	2:27.540	2:27.833	0.293
20	192	MOFFA	1:39.142	174	SKEELS-PIGGINS	48.997	20	174	SKEELS-PIGGINS	2:28.248	2:28.248	0.000
21	174	SKEELS-PIGGINS	1:39.251	53	SIGGS	49.386	21	192	MOFFA	2:28.576	2:28.845	0.269
22	84	KENWARD	1:39.798	192	MOFFA	49.434	22	84	KENWARD	2:30.262	2:30.262	0.000
23	36	BYRNE	1:42.641	84	KENWARD	50.464	23	36	BYRNE	2:33.941	2:34.283	0.342
24	37	NASH	1:43.237	36	BYRNE	51.300	24	37	NASH	2:36.020	2:36.020	0.000
25	51	DURANT	1:53.954	37	NASH	52.783	25	51	DURANT	2:47.955	2:49.873	1.918
26				51	DURANT	54.001	26	11	HARVEY		2:27.846	
27												

Weather / Track : Drizzle / Wet

Results can be found at www.tsl-timing.com

Snetterton 300

Circuit Length = 2.9689 miles

Start: 16:15 Flag 16:31 End: 16:33

Printed - 16:34 Saturday, 17 September 2016

BMCRC - MRO Championships 2016 - Rnd 9 @ Snetterton 300

Team Respro MRO 600 inc Clubman 600

RACE 4 - CLASSIFICATION

POS	NO	CL	PIC NAME	ENTRY	LAPS	TIME	GAP	DIFF	MPH	BEST	ON
1	173		1 Stephen DRAPER	Kawasaki -	6	11:54.238			89.78	1:57.359	5
2	127		2 David TINKLER	Yamaha -	6	11:55.212	0.974	0.974	89.66	1:57.524	6
3	45		3 Ed PEAD	Yamaha -	6	12:04.480	10.242	9.268	88.51	1:59.145	2
4	8		4 Grant NEWSTEAD	Yamaha - Tinklers Motorcycles	6	12:07.133	12.895	2.653	88.19	1:58.679	2
5	6	C	1 Dominic PETTIT	Yamaha - Camclad Contractors	6	12:19.210	24.972	12.077	86.75	2:00.767	6
6	32	C	2 Mark PIPER	Yamaha - please sponsor me	6	12:19.561	25.323	0.351	86.71	2:00.643	6
7	52	C	3 Ben COTGROVE	Yamaha - NR Racing	6	12:19.707	25.469	0.146	86.69	2:00.635	5
8	10		5 Paul WILBY	Yamaha - Nutsmoto	6	12:19.962	25.724	0.255	86.66	2:00.597	6
9	777	C	4 Mason WILLIAMS	Yamaha - Steve Jordan Motorcycles	6	12:21.876	27.638	1.914	86.44	2:01.278	5
10	49	C	5 Ross McLURG	Kawasaki - E.D.I Building / Steve Jordan Motorcycle	6	12:22.157	27.919	0.281	86.40	2:01.471	6
11	55	C	6 Paul GARNER	Yamaha - Area Fifty-One Racing	6	12:26.924	32.686	4.767	85.85	2:02.294	5
12	56	C	7 Michael MILLS	Yamaha - A51R	6	12:27.403	33.165	0.479	85.80	2:02.612	6
13	48	C	8 Jay MATTHEWS	Yamaha -	6	12:29.001	34.763	1.598	85.61	1:59.882	6
14	44	C	9 Hayden PLATTON	Kawasaki - NR Racing	6	12:43.826	49.588	14.825	83.95	2:03.266	6
15	5		6 Martin FOORD	Kawasaki - More moto	6	12:44.298	50.060	0.472	83.90	2:03.426	6
16	53	C	10 Jason SIGGS	Triumph - J Siggs Construction	6	12:47.328	53.090	3.030	83.57	2:05.589	4
17	82	C	11 Andrew SMITH	Suzuki - 5 Club Racing	6	12:56.824	1:02.586	9.496	82.55	2:06.764	4
18	81	C	12 Liam DUFFETT	Honda -	6	12:57.192	1:02.954	0.368	82.51	2:06.275	6
19	95		7 Simon MEADOWS	Triumph - myself	6	13:05.853	1:11.615	8.661	81.60	2:08.517	5
20	174		8 Talan SKEELS-PIGGINS	Suzuki - McMillan Williams	6	13:14.437	1:20.199	8.584	80.72	2:09.154	5
21	51	C	13 Andrew DURANT	Honda -	6	13:15.068	1:20.830	0.631	80.65	2:08.671	6
22	192	C	14 Daniel MOFFA	Triumph - Forest Stump	6	13:21.077	1:26.839	6.009	80.05	2:07.541	6
23	36		9 Patrick BYRNE	Yamaha - PKB RACING	6	13:39.264	1:45.026	18.187	78.27	2:14.003	4
24	37	C	15 Stuart NASH	Yamaha - Reigate Ductwork Manufacturing Ltd	6	13:40.045	1:45.807	0.781	78.20	2:14.869	5
25	27		10 Dan COX	Yamaha - DC Racing/ GWC Joinery LTD/ DC Paints	6	13:46.791	1:52.553	6.746	77.56	2:06.095	6
26	84	C	16 James KENWARD	Kawasaki - FG1	5	11:54.539	1 Lap	1 Lap	74.78	2:19.727	5
27	61		11 Oilly SAVAGE	Kawasaki - Validus-IVC Ltd	5	12:04.975	1 Lap	10.436	73.71	2:01.404	5

NOT CLASSIFIED

DNF	77	C	Jason HOLLAND	Triumph - JH autos imperial car hire	0						
-----	----	---	---------------	--------------------------------------	---	--	--	--	--	--	--

FASTEST LAP

173			Stephen DRAPER	Kawasaki -	5	1:57.359	91.07 mph	146.56 kph
48	C		Jay MATTHEWS	Yamaha -	6	1:59.882	89.15 mph	143.48 kph

Class - 90% of Race Speed = 80.80 mph
 Class C - 90% of Race Speed = 78.07 mph

Snetterton 300
 Circuit Length = 2.9689 miles
 Start: 11:58 Flag 12:10 End: 12:12

Weather / Track : Cloudy / Dry

These results are provisional until the conclusion of any judicial and technical matters.

Clerk Of Course :	Timekeeper :
-------------------	--------------

Results can be found at www.tsl-timing.com

Printed - 12:12 Sunday, 18 September 2016



BMCRC - MRO Championships 2016 - Rnd 9 @ Snetterton 300

Team Respro MRO 600 inc Clubman 600

RACE 4 - LAP CHART

LAP 1 @ 12:00:46.395

NO	BEHIND	LAP TIME
127		2:04.638
173	0.443	2:05.081
45	0.832	2:05.470
8	2.232	2:06.870
49	5.355	2:09.993
52	5.847	2:10.485
32	5.900	2:10.538
6	6.043	2:10.681
10	6.109	2:10.747
777	6.323	2:10.961
55	6.857	2:11.495
56	7.277	2:11.915
61	7.947	2:12.585
5	11.138	2:15.776
44	11.348	2:15.986
53	12.513	2:17.151
81	13.057	2:17.695
48	13.531	2:18.169
82	14.107	2:18.745
192	14.752	2:19.390
95	15.228	2:19.866
27	16.711	2:21.349
51	18.914	2:23.552
37	19.209	2:23.847
174	19.544	2:24.182
36	21.540	2:26.178
84	25.374	2:30.012

LAP 2 @ 12:02:45.244

NO	BEHIND	LAP TIME
173		1:58.406
127	0.265	1:59.114
45	1.128	1:59.145
8	2.062	1:58.679
52	8.515	2:01.517
32	9.167	2:02.116
6	9.999	2:02.805
49	10.421	2:03.915
10	10.568	2:03.308
777	10.864	2:03.390
56	11.788	2:03.360
55	12.345	2:04.337
48	18.943	2:04.261
44	19.292	2:06.793
5	20.026	2:07.737
53	20.743	2:07.079
81	23.231	2:09.023
82	23.810	2:08.552
95	26.038	2:09.659
51	31.198	2:11.133
174	31.686	2:10.991
37	35.369	2:15.009
36	38.056	2:15.365
192	40.743	2:24.840
84	48.810	2:22.285
27	1:12.642	2:54.780
61	1:48.623	3:39.525 P

LAP 3 @ 12:04:43.051

NO	BEHIND	LAP TIME
173		1:57.807

127	0.582	1:58.124
45	2.969	1:59.648
8	3.131	1:58.876
32	13.767	2:02.407
6	13.911	2:01.719
52	13.972	2:03.264
10	14.468	2:01.707
49	15.353	2:02.739
777	15.683	2:02.626
56	17.012	2:03.031
55	17.318	2:02.780
48	24.087	2:02.951
44	27.930	2:06.445
5	28.580	2:06.361
53	28.921	2:05.985
81	34.356	2:08.932
82	34.879	2:08.876
95	37.474	2:09.243
51	43.572	2:10.181
174	44.421	2:10.542
37	52.714	2:15.152
192	54.068	2:11.132
36	55.057	2:14.808
84	1:12.239	2:21.236
27	1:23.784	2:08.949

LAP 4 @ 12:06:41.043

NO	BEHIND	LAP TIME
173		1:57.992
127	0.600	1:58.010
61	1 Lap	2:09.040
45	4.778	1:59.801
8	8.786	2:03.647
6	18.325	2:02.406
32	18.965	2:03.190
52	19.121	2:03.141
10	19.245	2:02.769
49	19.752	2:02.391
777	19.977	2:02.286
55	22.861	2:03.535
56	22.886	2:03.866
48	28.802	2:02.707
44	35.456	2:05.518
5	36.051	2:05.463
53	36.518	2:05.589
82	43.651	2:06.764
81	44.513	2:08.149
95	48.210	2:08.728
51	56.259	2:10.679
174	56.695	2:10.266
192	1:05.993	2:09.917
37	1:10.971	2:16.249
36	1:11.068	2:14.003
27	1:34.562	2:08.770
84	1:35.526	2:21.279

LAP 5 @ 12:08:38.402

NO	BEHIND	LAP TIME
173		1:57.359
127	1.043	1:57.802
61	1 Lap	2:02.421
45	7.270	1:59.851
8	10.563	1:59.136
6	21.798	2:00.832

32	22.273	2:00.667
52	22.397	2:00.635
10	22.720	2:00.834
777	23.896	2:01.278
49	24.041	2:01.648
55	27.796	2:02.294
56	28.146	2:02.619
48	32.474	2:01.031
44	43.915	2:05.818
5	44.227	2:05.535
53	44.797	2:05.638
82	53.316	2:07.024
81	54.272	2:07.118
95	59.368	2:08.517
174	1:08.490	2:09.154
51	1:09.752	2:10.852
192	1:16.891	2:08.257
36	1:28.246	2:14.537
37	1:28.481	2:14.869
27	1:44.051	2:06.848

LAP 6 @ 12:10:35.995

NO	BEHIND	LAP TIME
173		1:57.593
84	1 Lap	2:19.727
127	0.974	1:57.524
45	10.242	2:00.565
61	1 Lap	2:01.404
8	12.895	1:59.925
6	24.972	2:00.767
32	25.323	2:00.643
52	25.469	2:00.665
10	25.724	2:00.597
777	27.638	2:01.335
49	27.919	2:01.471
55	32.686	2:02.483
56	33.165	2:02.612
48	34.763	1:59.882
44	49.588	2:03.266
5	50.060	2:03.426
53	53.090	2:05.886
82	1:02.586	2:06.863
81	1:02.954	2:06.275
95	1:11.615	2:09.840
174	1:20.199	2:09.302
51	1:20.830	2:08.671
192	1:26.839	2:07.541
36	1:45.026	2:14.373
37	1:45.807	2:14.919
27	1:52.553	2:06.095

Snetterton 300

Circuit Length = 2.9689 miles

Start: 11:58 Flag 12:10 End: 12:12

Weather / Track : Cloudy / Dry

Results can be found at www.tsl-timing.com

Printed - 12:13 Sunday, 18 September 2016

BMCRC - MRO Championships 2016 - Rnd 9 @ Snetterton 300

Team Respro MRO 600 inc Clubman 600

RACE 4 - SECTOR ANALYSIS

SECTOR 1 = FL to I1, SECTOR 2 = I1 to FL, DIFF = Difference To Personal Best Lap

P1 173		Stephen DRAPER		Kawasaki -		
IDEAL LAP TIME : 1:57.359		BEST LAP TIME : 1:57.359		DIFFERENCE : 0.000		
LAP	SECTOR 1	SECTOR 2	LAP TIME	MPH	DIFF	TIME OF DAY
1 -		40.145	2:05.081	85.44	7.722	12:00:46.838
2 -	1:18.918	39.488	1:58.406	90.26	1.047	12:02:45.244
3 -	1:18.667	39.140	1:57.807 (3)	90.72	0.448	12:04:43.051
4 -	1:18.455	39.537	1:57.992	90.58	0.633	12:06:41.043
5 -	1:18.255	39.104	1:57.359 (1)	91.07		12:08:38.402
6 -	1:18.332	39.261	1:57.593 (2)	90.89	0.234	12:10:35.995

P2 127		David TINKLER		Yamaha -		
IDEAL LAP TIME : 1:57.524		BEST LAP TIME : 1:57.524		DIFFERENCE : 0.000		
LAP	SECTOR 1	SECTOR 2	LAP TIME	MPH	DIFF	TIME OF DAY
1 -		39.914	2:04.638	85.75	7.114	12:00:46.395
2 -	1:19.316	39.798	1:59.114	89.72	1.590	12:02:45.509
3 -	1:18.710	39.414	1:58.124	90.48	0.600	12:04:43.633
4 -	1:18.520	39.490	1:58.010 (3)	90.56	0.486	12:06:41.643
5 -	1:18.564	39.238	1:57.802 (2)	90.72	0.278	12:08:39.445
6 -	1:18.437	39.087	1:57.524 (1)	90.94		12:10:36.969

P3 45		Ed PEAD		Yamaha -		
IDEAL LAP TIME : 1:59.145		BEST LAP TIME : 1:59.145		DIFFERENCE : 0.000		
LAP	SECTOR 1	SECTOR 2	LAP TIME	MPH	DIFF	TIME OF DAY
1 -		39.914	2:05.470	85.18	6.325	12:00:47.227
2 -	1:19.572	39.573	1:59.145 (1)	89.70		12:02:46.372
3 -	1:19.726	39.922	1:59.648 (2)	89.32	0.503	12:04:46.020
4 -	1:19.716	40.085	1:59.801 (3)	89.21	0.656	12:06:45.821
5 -	1:20.105	39.746	1:59.851	89.17	0.706	12:08:45.672
6 -	1:20.707	39.858	2:00.565	88.64	1.420	12:10:46.237

P4 8		Grant NEWSTEAD		Yamaha - Tinklers Motorcycles		
IDEAL LAP TIME : 1:58.499		BEST LAP TIME : 1:58.679		DIFFERENCE : 0.180		
LAP	SECTOR 1	SECTOR 2	LAP TIME	MPH	DIFF	TIME OF DAY
1 -		39.552	2:06.870	84.24	8.191	12:00:48.627
2 -	1:19.278	39.401	1:58.679 (1)	90.05		12:02:47.306
3 -	1:19.098	39.778	1:58.876 (2)	89.90	0.197	12:04:46.182
4 -	1:19.489	44.158	2:03.647	86.44	4.968	12:06:49.829
5 -	1:19.399	39.737	1:59.136 (3)	89.71	0.457	12:08:48.965
6 -	1:19.914	40.011	1:59.925	89.12	1.246	12:10:48.890

P5 6 C		Dominic PETTIT		Yamaha - Camclad Contractors		
IDEAL LAP TIME : 2:00.745		BEST LAP TIME : 2:00.767		DIFFERENCE : 0.022		
LAP	SECTOR 1	SECTOR 2	LAP TIME	MPH	DIFF	TIME OF DAY
1 -		40.953	2:10.681	81.78	9.914	12:00:52.438
2 -	1:22.198	40.607	2:02.805	87.03	2.038	12:02:55.243
3 -	1:21.262	40.457	2:01.719 (3)	87.80	0.952	12:04:56.962
4 -	1:21.692	40.714	2:02.406	87.31	1.639	12:06:59.368
5 -	1:20.434	40.398	2:00.832 (2)	88.45	0.065	12:09:00.200
6 -	1:20.347	40.420	2:00.767 (1)	88.50		12:11:00.967

P6 32 C		Mark PIPER		Yamaha - please sponsor me		
IDEAL LAP TIME : 2:00.530		BEST LAP TIME : 2:00.643		DIFFERENCE : 0.113		
LAP	SECTOR 1	SECTOR 2	LAP TIME	MPH	DIFF	TIME OF DAY
1 -		41.484	2:10.538	81.87	9.895	12:00:52.295
2 -	1:21.783	40.333	2:02.116 (3)	87.52	1.473	12:02:54.411
3 -	1:21.580	40.827	2:02.407	87.31	1.764	12:04:56.818
4 -	1:22.656	40.534	2:03.190	86.76	2.547	12:07:00.008
5 -	1:20.197	40.470	2:00.667 (2)	88.57	0.024	12:09:00.675

Weather / Track : Cloudy / Dry

Snetterton 300
Circuit Length = 2.9689 miles
Start: 11:58 Flag 12:10 End: 12:12

BMCRC - MRO Championships 2016 - Rnd 9 @ Snetterton 300

Team Respro MRO 600 inc Clubman 600

RACE 4 - SECTOR ANALYSIS

SECTOR 1 = FL to I1, SECTOR 2 = I1 to FL, DIFF = Difference To Personal Best Lap

6 - 1:20.239

40.404

2:00.643 (1) 88.59

12:11:01.318

P7 52 C Ben COTGROVE			Yamaha - NR Racing			
IDEAL LAP TIME : 2:00.551		BEST LAP TIME : 2:00.635		DIFFERENCE : 0.084		
LAP	SECTOR 1	SECTOR 2	LAP TIME	MPH	DIFF	TIME OF DAY
1 -		41.082	2:10.485	81.90	9.850	12:00:52.242
2 -	1:20.839	40.678	2:01.517 (3)	87.95	0.882	12:02:53.759
3 -	1:22.470	40.794	2:03.264	86.70	2.629	12:04:57.023
4 -	1:21.782	41.359	2:03.141	86.79	2.506	12:07:00.164
5 -	1:20.194	40.441	2:00.635 (1)	88.59		12:09:00.799
6 -	1:20.110	40.555	2:00.665 (2)	88.57	0.030	12:11:01.464

P8 10 Paul WILBY			Yamaha - Nutsmoto			
IDEAL LAP TIME : 2:00.553		BEST LAP TIME : 2:00.597		DIFFERENCE : 0.044		
LAP	SECTOR 1	SECTOR 2	LAP TIME	MPH	DIFF	TIME OF DAY
1 -		41.354	2:10.747	81.74	10.150	12:00:52.504
2 -	1:22.576	40.732	2:03.308	86.67	2.711	12:02:55.812
3 -	1:21.268	40.439	2:01.707 (3)	87.81	1.110	12:04:57.519
4 -	1:22.124	40.645	2:02.769	87.05	2.172	12:07:00.288
5 -	1:20.356	40.478	2:00.834 (2)	88.45	0.237	12:09:01.122
6 -	1:20.114	40.483	2:00.597 (1)	88.62		12:11:01.719

P9 777 C Mason WILLIAMS			Yamaha - Steve Jordan Motorcycles			
IDEAL LAP TIME : 2:00.966		BEST LAP TIME : 2:01.278		DIFFERENCE : 0.312		
LAP	SECTOR 1	SECTOR 2	LAP TIME	MPH	DIFF	TIME OF DAY
1 -		41.018	2:10.961	81.61	9.683	12:00:52.718
2 -	1:22.725	40.665	2:03.390	86.62	2.112	12:02:56.108
3 -	1:21.819	40.807	2:02.626	87.15	1.348	12:04:58.734
4 -	1:21.684	40.602	2:02.286 (3)	87.40	1.008	12:07:01.020
5 -	1:20.629	40.649	2:01.278 (1)	88.12		12:09:02.298
6 -	1:20.998	40.337	2:01.335 (2)	88.08	0.057	12:11:03.633

P10 49 C Ross McLURG			Kawasaki - E.D.I Building / Steve Jordan Motorcycles			
IDEAL LAP TIME : 2:01.029		BEST LAP TIME : 2:01.471		DIFFERENCE : 0.442		
LAP	SECTOR 1	SECTOR 2	LAP TIME	MPH	DIFF	TIME OF DAY
1 -		41.736	2:09.993	82.21	8.522	12:00:51.750
2 -	1:23.280	40.635	2:03.915	86.25	2.444	12:02:55.665
3 -	1:21.796	40.943	2:02.739	87.07	1.268	12:04:58.404
4 -	1:21.726	40.665	2:02.391 (3)	87.32	0.920	12:07:00.795
5 -	1:20.811	40.837	2:01.648 (2)	87.86	0.177	12:09:02.443
6 -	1:21.253	40.218	2:01.471 (1)	87.98		12:11:03.914

P11 55 C Paul GARNER			Yamaha - Area Fifty-One Racing			
IDEAL LAP TIME : 2:02.068		BEST LAP TIME : 2:02.294		DIFFERENCE : 0.226		
LAP	SECTOR 1	SECTOR 2	LAP TIME	MPH	DIFF	TIME OF DAY
1 -		41.115	2:11.495	81.28	9.201	12:00:53.252
2 -	1:23.236	41.101	2:04.337	85.96	2.043	12:02:57.589
3 -	1:21.887	40.893	2:02.780 (3)	87.05	0.486	12:05:00.369
4 -	1:22.069	41.466	2:03.535	86.51	1.241	12:07:03.904
5 -	1:21.175	41.119	2:02.294 (1)	87.39		12:09:06.198
6 -	1:21.377	41.106	2:02.483 (2)	87.26	0.189	12:11:08.681

P12 56 C Michael MILLS			Yamaha - A51R			
IDEAL LAP TIME : 2:02.553		BEST LAP TIME : 2:02.612		DIFFERENCE : 0.059		
LAP	SECTOR 1	SECTOR 2	LAP TIME	MPH	DIFF	TIME OF DAY
1 -		41.282	2:11.915	81.02	9.303	12:00:53.672
2 -	1:22.429	40.931	2:03.360	86.64	0.748	12:02:57.032
3 -	1:22.003	41.028	2:03.031 (3)	86.87	0.419	12:05:00.063

Weather / Track : Cloudy / Dry

Snetterton 300

Circuit Length = 2.9689 miles

Start: 11:58 Flag 12:10 End: 12:12

BMCRC - MRO Championships 2016 - Rnd 9 @ Snetterton 300

Team Respro MRO 600 inc Clubman 600

RACE 4 - SECTOR ANALYSIS

SECTOR 1 = FL to I1, SECTOR 2 = I1 to FL, DIFF = Difference To Personal Best Lap

4 -	1:22.310	41.556	2:03.866	86.28	1.254	12:07:03.929
5 -	1:21.709	40.910	2:02.619 (2)	87.16	0.007	12:09:06.548
6 -	1:21.643	40.969	2:02.612 (1)	87.16		12:11:09.160

P13	48 C	Jay MATTHEWS	Yamaha -			
IDEAL LAP TIME : 1:59.882		BEST LAP TIME : 1:59.882	DIFFERENCE : 0.000			
LAP	SECTOR 1	SECTOR 2	LAP TIME	MPH	DIFF	TIME OF DAY
1 -		41.775	2:18.169	77.35	18.287	12:00:59.926
2 -	1:22.223	42.038	2:04.261	86.01	4.379	12:03:04.187
3 -	1:21.619	41.332	2:02.951	86.92	3.069	12:05:07.138
4 -	1:21.830	40.877	2:02.707 (3)	87.10	2.825	12:07:09.845
5 -	1:20.626	40.405	2:01.031 (2)	88.30	1.149	12:09:10.876
6 -	1:19.810	40.072	1:59.882 (1)	89.15		12:11:10.758

P14	44 C	Hayden PLATTON	Kawasaki - NR Racing			
IDEAL LAP TIME : 2:03.266		BEST LAP TIME : 2:03.266	DIFFERENCE : 0.000			
LAP	SECTOR 1	SECTOR 2	LAP TIME	MPH	DIFF	TIME OF DAY
1 -		42.332	2:15.986	78.59	12.720	12:00:57.743
2 -	1:24.264	42.529	2:06.793	84.29	3.527	12:03:04.536
3 -	1:23.610	42.835	2:06.445	84.52	3.179	12:05:10.981
4 -	1:23.712	41.806	2:05.518 (2)	85.15	2.252	12:07:16.499
5 -	1:23.710	42.108	2:05.818 (3)	84.94	2.552	12:09:22.317
6 -	1:21.915	41.351	2:03.266 (1)	86.70		12:11:25.583

P15	5	Martin FOORD	Kawasaki - More moto			
IDEAL LAP TIME : 2:03.426		BEST LAP TIME : 2:03.426	DIFFERENCE : 0.000			
LAP	SECTOR 1	SECTOR 2	LAP TIME	MPH	DIFF	TIME OF DAY
1 -		42.841	2:15.776	78.71	12.350	12:00:57.533
2 -	1:24.895	42.842	2:07.737	83.67	4.311	12:03:05.270
3 -	1:23.064	43.297	2:06.361	84.58	2.935	12:05:11.631
4 -	1:23.184	42.279	2:05.463 (2)	85.18	2.037	12:07:17.094
5 -	1:23.336	42.199	2:05.535 (3)	85.14	2.109	12:09:22.629
6 -	1:21.828	41.598	2:03.426 (1)	86.59		12:11:26.055

P16	53 C	Jason SIGGS	Triumph - J Siggs Construction			
IDEAL LAP TIME : 2:05.414		BEST LAP TIME : 2:05.589	DIFFERENCE : 0.175			
LAP	SECTOR 1	SECTOR 2	LAP TIME	MPH	DIFF	TIME OF DAY
1 -		42.595	2:17.151	77.92	11.562	12:00:58.908
2 -	1:24.882	42.197	2:07.079	84.10	1.490	12:03:05.987
3 -	1:23.386	42.599	2:05.985	84.83	0.396	12:05:11.972
4 -	1:23.561	42.028	2:05.589 (1)	85.10		12:07:17.561
5 -	1:23.499	42.139	2:05.638 (2)	85.07	0.049	12:09:23.199
6 -	1:23.593	42.293	2:05.886 (3)	84.90	0.297	12:11:29.085

P17	82 C	Andrew SMITH	Suzuki - 5 Club Racing			
IDEAL LAP TIME : 2:06.338		BEST LAP TIME : 2:06.764	DIFFERENCE : 0.426			
LAP	SECTOR 1	SECTOR 2	LAP TIME	MPH	DIFF	TIME OF DAY
1 -		43.538	2:18.745	77.03	11.981	12:01:00.502
2 -	1:25.591	42.961	2:08.552	83.14	1.788	12:03:09.054
3 -	1:25.818	43.058	2:08.876	82.93	2.112	12:05:17.930
4 -	1:24.250	42.514	2:06.764 (1)	84.31		12:07:24.694
5 -	1:23.824	43.200	2:07.024 (3)	84.14	0.260	12:09:31.718
6 -	1:23.982	42.881	2:06.863 (2)	84.24	0.099	12:11:38.581

P18	81 C	Liam DUFFETT	Honda -			
IDEAL LAP TIME : 2:06.275		BEST LAP TIME : 2:06.275	DIFFERENCE : 0.000			
LAP	SECTOR 1	SECTOR 2	LAP TIME	MPH	DIFF	TIME OF DAY
1 -		42.939	2:17.695	77.62	11.420	12:00:59.452

Weather / Track : Cloudy / Dry

Snetterton 300
Circuit Length = 2.9689 miles
Start: 11:58 Flag 12:10 End: 12:12

BMCRC - MRO Championships 2016 - Rnd 9 @ Snetterton 300

Team Respro MRO 600 inc Clubman 600

RACE 4 - SECTOR ANALYSIS

SECTOR 1 = FL to I1, SECTOR 2 = I1 to FL, DIFF = Difference To Personal Best Lap

2 -	1:25.984	43.039	2:09.023	82.83	2.748	12:03:08.475
3 -	1:25.917	43.015	2:08.932	82.89	2.657	12:05:17.407
4 -	1:25.509	42.640	2:08.149 (3)	83.40	1.874	12:07:25.556
5 -	1:24.558	42.560	2:07.118 (2)	84.08	0.843	12:09:32.674
6 -	1:23.922	42.353	2:06.275 (1)	84.64		12:11:38.949

P19 95 Simon MEADOWS			Triumph - myself			
IDEAL LAP TIME : 2:08.504		BEST LAP TIME : 2:08.517		DIFFERENCE : 0.013		
LAP	SECTOR 1	SECTOR 2	LAP TIME	MPH	DIFF	TIME OF DAY
1 -		43.594	2:19.866	76.41	11.349	12:01:01.623
2 -	1:26.375	43.284	2:09.659	82.43	1.142	12:03:11.282
3 -	1:25.765	43.478	2:09.243 (3)	82.69	0.726	12:05:20.525
4 -	1:25.606	43.122	2:08.728 (2)	83.02	0.211	12:07:29.253
5 -	1:25.619	42.898	2:08.517 (1)	83.16		12:09:37.770
6 -	1:26.128	43.712	2:09.840	82.31	1.323	12:11:47.610

P20 174 Talan SKEELS-PIGGINS			Suzuki - McMillan Williams			
IDEAL LAP TIME : 2:09.092		BEST LAP TIME : 2:09.154		DIFFERENCE : 0.062		
LAP	SECTOR 1	SECTOR 2	LAP TIME	MPH	DIFF	TIME OF DAY
1 -		44.585	2:24.182	74.12	15.028	12:01:05.939
2 -	1:27.277	43.714	2:10.991	81.59	1.837	12:03:16.930
3 -	1:27.270	43.272	2:10.542	81.87	1.388	12:05:27.472
4 -	1:26.624	43.642	2:10.266 (3)	82.04	1.112	12:07:37.738
5 -	1:26.419	42.735	2:09.154 (1)	82.75		12:09:46.892
6 -	1:26.629	42.673	2:09.302 (2)	82.65	0.148	12:11:56.194

P21 51 C Andrew DURANT			Honda -			
IDEAL LAP TIME : 2:08.671		BEST LAP TIME : 2:08.671		DIFFERENCE : 0.000		
LAP	SECTOR 1	SECTOR 2	LAP TIME	MPH	DIFF	TIME OF DAY
1 -		45.214	2:23.552	74.45	14.881	12:01:05.309
2 -	1:27.236	43.897	2:11.133	81.50	2.462	12:03:16.442
3 -	1:27.242	42.939	2:10.181 (2)	82.10	1.510	12:05:26.623
4 -	1:27.137	43.542	2:10.679 (3)	81.78	2.008	12:07:37.302
5 -	1:27.387	43.465	2:10.852	81.68	2.181	12:09:48.154
6 -	1:26.095	42.576	2:08.671 (1)	83.06		12:11:56.825

P22 192 C Daniel MOFFA			Triumph - Forest Stump			
IDEAL LAP TIME : 2:07.541		BEST LAP TIME : 2:07.541		DIFFERENCE : 0.000		
LAP	SECTOR 1	SECTOR 2	LAP TIME	MPH	DIFF	TIME OF DAY
1 -		43.731	2:19.390	76.67	11.849	12:01:01.147
2 -	1:26.510	58.330	2:24.840	73.79	17.299	12:03:25.987
3 -	1:26.846	44.286	2:11.132	81.50	3.591	12:05:37.119
4 -	1:26.796	43.121	2:09.917 (3)	82.26	2.376	12:07:47.036
5 -	1:25.595	42.662	2:08.257 (2)	83.33	0.716	12:09:55.293
6 -	1:24.958	42.583	2:07.541 (1)	83.80		12:12:02.834

P23 36 Patrick BYRNE			Yamaha - PKB RACING			
IDEAL LAP TIME : 2:13.354		BEST LAP TIME : 2:14.003		DIFFERENCE : 0.649		
LAP	SECTOR 1	SECTOR 2	LAP TIME	MPH	DIFF	TIME OF DAY
1 -		45.748	2:26.178	73.11	12.175	12:01:07.935
2 -	1:29.536	45.829	2:15.365	78.95	1.362	12:03:23.300
3 -	1:29.311	45.497	2:14.808	79.28	0.805	12:05:38.108
4 -	1:29.094	44.909	2:14.003 (1)	79.76		12:07:52.111
5 -	1:28.445	46.092	2:14.537 (3)	79.44	0.534	12:10:06.648
6 -	1:28.991	45.382	2:14.373 (2)	79.54	0.370	12:12:21.021

Weather / Track : Cloudy / Dry

Snetterton 300
Circuit Length = 2.9689 miles
Start: 11:58 Flag 12:10 End: 12:12

BMCRC - MRO Championships 2016 - Rnd 9 @ Snetterton 300

Team Respro MRO 600 inc Clubman 600

RACE 4 - SECTOR ANALYSIS

SECTOR 1 = FL to I1, SECTOR 2 = I1 to FL, DIFF = Difference To Personal Best Lap

P24 37 C		Stuart NASH		Yamaha - Reigate Ductwork Manufacturing Ltd		
IDEAL LAP TIME : 2:14.599		BEST LAP TIME : 2:14.869		DIFFERENCE : 0.270		
LAP	SECTOR 1	SECTOR 2	LAP TIME	MPH	DIFF	TIME OF DAY
1 -		45.722	2:23.847	74.30	8.978	12:01:05.604
2 -	1:29.768	45.241	2:15.009 (3)	79.16	0.140	12:03:20.613
3 -	1:29.501	45.651	2:15.152	79.08	0.283	12:05:35.765
4 -	1:30.974	45.275	2:16.249	78.44	1.380	12:07:52.014
5 -	1:29.358	45.511	2:14.869 (1)	79.24		12:10:06.883
6 -	1:29.367	45.552	2:14.919 (2)	79.21	0.050	12:12:21.802

P25 27		Dan COX		Yamaha - DC Racing/ GWC Joinery LTD/ DC Paintworx		
IDEAL LAP TIME : 2:06.095		BEST LAP TIME : 2:06.095		DIFFERENCE : 0.000		
LAP	SECTOR 1	SECTOR 2	LAP TIME	MPH	DIFF	TIME OF DAY
1 -		43.227	2:21.349	75.61	15.254	12:01:03.106
2 -	1:26.290	1:28.490	2:54.780	61.15	48.685	12:03:57.886
3 -	1:25.841	43.108	2:08.949	82.88	2.854	12:06:06.835
4 -	1:26.164	42.606	2:08.770 (3)	83.00	2.675	12:08:15.605
5 -	1:24.785	42.063	2:06.848 (2)	84.25	0.753	12:10:22.453
6 -	1:24.112	41.983	2:06.095 (1)	84.76		12:12:28.548

P26 84 C		James KENWARD		Kawasaki - FG1		
IDEAL LAP TIME : 2:19.727		BEST LAP TIME : 2:19.727		DIFFERENCE : 0.000		
LAP	SECTOR 1	SECTOR 2	LAP TIME	MPH	DIFF	TIME OF DAY
1 -		47.597	2:30.012	71.24	10.285	12:01:11.769
2 -	1:33.151	49.134	2:22.285	75.11	2.558	12:03:34.054
3 -	1:33.345	47.891	2:21.236 (2)	75.67	1.509	12:05:55.290
4 -	1:32.893	48.386	2:21.279 (3)	75.65	1.552	12:08:16.569
5 -	1:32.142	47.585	2:19.727 (1)	76.49		12:10:36.296

P27 61		Oilly SAVAGE		Kawasaki - Validus-IVC Ltd		
IDEAL LAP TIME : 2:01.404		BEST LAP TIME : 2:01.404		DIFFERENCE : 0.000		
LAP	SECTOR 1	SECTOR 2	LAP TIME	MPH	DIFF	TIME OF DAY
1 -		41.392	2:12.585 (3)	80.61	11.181	12:00:54.342
2 -	1:22.754	IN PIT	3:39.525 P	48.68	1:38.121	12:04:33.867
3 -	OUTLAP	42.503	2:09.040	82.82	7.636	12:06:42.907
4 -	1:21.666	40.755	2:02.421 (2)	87.30	1.017	12:08:45.328
5 -	1:21.264	40.140	2:01.404 (1)	88.03		12:10:46.732

Weather / Track : Cloudy / Dry

BMCRC - MRO Championships 2016 - Rnd 9 @ Snetterton 300

Team Respro MRO 600 inc Clubman 600

RACE 4 - BEST SECTORS

SECTOR 1			SECTOR 2			IDEAL / BEST COMPARISON						
POS	NO	NAME	TIME	NO	NAME	TIME	POS	NO	NAME	IDEAL	BEST	DIFF
									PERFECT LAP	1:57.342		
1	173	DRAPER	1:18.255	127	TINKLER	39.087	1	173	DRAPER	1:57.359	1:57.359	0.000
2	127	TINKLER	1:18.437	173	DRAPER	39.104	2	127	TINKLER	1:57.524	1:57.524	0.000
3	8	NEWSTEAD	1:19.098	8	NEWSTEAD	39.401	3	8	NEWSTEAD	1:58.499	1:58.679	0.180
4	45	PEAD	1:19.572	45	PEAD	39.573	4	45	PEAD	1:59.145	1:59.145	0.000
5	48	MATTHEWS	1:19.810	48	MATTHEWS	40.072	5	48	MATTHEWS	1:59.882	1:59.882	0.000
6	52	COTGROVE	1:20.110	61	SAVAGE	40.140	6	32	PIPER	2:00.530	2:00.643	0.113
7	10	WILBY	1:20.114	49	McLURG	40.218	7	52	COTGROVE	2:00.551	2:00.635	0.084
8	32	PIPER	1:20.197	32	PIPER	40.333	8	10	WILBY	2:00.553	2:00.597	0.044
9	6	PETTIT	1:20.347	777	WILLIAMS	40.337	9	6	PETTIT	2:00.745	2:00.767	0.022
10	777	WILLIAMS	1:20.629	6	PETTIT	40.398	10	777	WILLIAMS	2:00.966	2:01.278	0.312
11	49	McLURG	1:20.811	10	WILBY	40.439	11	49	McLURG	2:01.029	2:01.471	0.442
12	55	GARNER	1:21.175	52	COTGROVE	40.441	12	61	SAVAGE	2:01.404	2:01.404	0.000
13	61	SAVAGE	1:21.264	55	GARNER	40.893	13	55	GARNER	2:02.068	2:02.294	0.226
14	56	MILLS	1:21.643	56	MILLS	40.910	14	56	MILLS	2:02.553	2:02.612	0.059
15	5	FOORD	1:21.828	44	PLATTON	41.351	15	44	PLATTON	2:03.266	2:03.266	0.000
16	44	PLATTON	1:21.915	5	FOORD	41.598	16	5	FOORD	2:03.426	2:03.426	0.000
17	53	SIGGS	1:23.386	27	COX	41.983	17	53	SIGGS	2:05.414	2:05.589	0.175
18	82	SMITH	1:23.824	53	SIGGS	42.028	18	27	COX	2:06.095	2:06.095	0.000
19	81	DUFFETT	1:23.922	81	DUFFETT	42.353	19	81	DUFFETT	2:06.275	2:06.275	0.000
20	27	COX	1:24.112	82	SMITH	42.514	20	82	SMITH	2:06.338	2:06.764	0.426
21	192	MOFFA	1:24.958	51	DURANT	42.576	21	192	MOFFA	2:07.541	2:07.541	0.000
22	95	MEADOWS	1:25.606	192	MOFFA	42.583	22	95	MEADOWS	2:08.504	2:08.517	0.013
23	51	DURANT	1:26.095	174	SKEELS-PIGGINS	42.673	23	51	DURANT	2:08.671	2:08.671	0.000
24	174	SKEELS-PIGGINS	1:26.419	95	MEADOWS	42.898	24	174	SKEELS-PIGGINS	2:09.092	2:09.154	0.062
25	36	BYRNE	1:28.445	36	BYRNE	44.909	25	36	BYRNE	2:13.354	2:14.003	0.649
26	37	NASH	1:29.358	37	NASH	45.241	26	37	NASH	2:14.599	2:14.869	0.270
27	84	KENWARD	1:32.142	84	KENWARD	47.585	27	84	KENWARD	2:19.727	2:19.727	0.000
28												

Weather / Track : Cloudy / Dry

Results can be found at www.tsl-timing.com

Snetterton 300

Circuit Length = 2.9689 miles

Start: 11:58 Flag 12:10 End: 12:12

Printed - 12:13 Sunday, 18 September 2016

BMCRC - MRO Championships 2016 - Rnd 9 @ Snetterton 300

Team Respro MRO 600 inc Clubman 600

RACE 13 - CLASSIFICATION

POS	NO	CL	PIC NAME	ENTRY	LAPS	TIME	GAP	DIFF	MPH	BEST	ON
1	127		1 David TINKLER	Yamaha -	4	7:58.007			89.43	1:58.195	2
2	8		2 Grant NEWSTEAD	Yamaha - Tinklers Motorcycles	4	8:01.491	3.484	3.484	88.79	1:58.418	4
3	6	C	1 Dominic PETTIT	Yamaha - Camclad Contractors	4	8:01.619	3.612	0.128	88.76	1:58.889	4
4	45		3 Ed PEAD	Yamaha -	4	8:02.105	4.098	0.486	88.67	1:58.736	4
5	52	C	2 Ben COTGROVE	Yamaha - NR Racing	4	8:03.076	5.069	0.971	88.50	1:58.774	3
6	44	C	3 Hayden PLATTON	Kawasaki - NR Racing	4	8:09.232	11.225	6.156	87.38	2:00.889	4
7	10		4 Paul WILBY	Yamaha - Nutsmoto	4	8:09.402	11.395	0.170	87.35	2:00.509	2
8	61		5 Olly SAVAGE	Kawasaki - Validus-IVC Ltd	4	8:09.770	11.763	0.368	87.29	2:00.329	2
9	777	C	4 Mason WILLIAMS	Yamaha - Steve Jordan Motorcycles	4	8:10.004	11.997	0.234	87.24	2:00.454	4
10	49	C	5 Ross McLURG	Kawasaki - E.D.I Building / Steve Jordan Motorcycle	4	8:15.346	17.339	5.342	86.30	2:02.197	2
11	55	C	6 Paul GARNER	Yamaha - Area Fifty-One Racing	4	8:18.962	20.955	3.616	85.68	2:02.837	3
12	77	C	7 Jason HOLLAND	Triumph - JH autos imperial car hire	4	8:27.212	29.205	8.250	84.28	2:04.701	2
13	5		6 Martin FOORD	Kawasaki - More moto	4	8:28.440	30.433	1.228	84.08	2:04.599	3
14	149	C	8 Callum HAMMETT	Yamaha -	4	8:34.493	36.486	6.053	83.09	2:06.192	3
15	192	C	9 Daniel MOFFA	Triumph - Forest Stump	4	8:36.256	38.249	1.763	82.81	2:06.371	4
16	81	C	10 Liam DUFFETT	Honda -	4	8:38.099	40.092	1.843	82.51	2:07.606	2
17	95		7 Simon MEADOWS	Triumph - myself	4	8:41.813	43.806	3.714	81.93	2:07.941	4
18	36		8 Patrick BYRNE	Yamaha - PKB RACING	4	8:56.008	58.001	14.195	79.76	2:11.283	4
19	37	C	11 Stuart NASH	Yamaha - Reigate Ductwork Manufacturing Ltd	4	9:07.122	1:09.115	11.114	78.14	2:14.134	3

NOT CLASSIFIED

DNF	173		Stephen DRAPER	Kawasaki -	1	2:03.843	3 Laps	3 Laps	86.30	2:03.843	1
DNF	51	C	Andrew DURANT	Honda -	0						

FASTEST LAP

	127		David TINKLER	Yamaha -	2	1:58.195		90.42 mph		145.52 kph	
	52	C	Ben COTGROVE	Yamaha - NR Racing	3	1:58.774		89.98 mph		144.81 kph	

Class - 90% of Race Speed = 80.48 mph
 Class C - 90% of Race Speed = 79.88 mph

Snetterton 300
 Circuit Length = 2.9689 miles
 Start: 15:56 Flag 16:04 End: 16:05

Weather / Track : Cloudy / Dry

These results are provisional until the conclusion of any judicial and technical matters.

Clerk Of Course :	Timekeeper :
-------------------	--------------

Results can be found at www.tsl-timing.com

Printed - 16:17 Sunday, 18 September 2016



BMCRC - MRO Championships 2016 - Rnd 9 @ Snetterton 300

Team Respro MRO 600 inc Clubman 600

RACE 13 - LAP CHART

LAP 1 @ 15:58:45.211		
NO	BEHIND	LAP TIME

95	34.078	2:08.635
36	44.931	2:11.716
37	51.160	2:14.134

127		2:03.380
173	0.463	2:03.843
6	0.835	2:04.215
45	1.228	2:04.608
8	1.461	2:04.841
44	2.450	2:05.830
52	2.464	2:05.844
777	3.325	2:06.705
10	3.984	2:07.364
49	4.892	2:08.272
61	5.209	2:08.589
55	6.258	2:09.638
5	8.427	2:11.807
77	8.806	2:12.186
81	10.552	2:13.932
192	11.300	2:14.680
149	11.971	2:15.351
95	13.459	2:16.839
36	16.226	2:19.606
37	18.891	2:22.271

LAP 4 @ 16:04:39.838		
NO	BEHIND	LAP TIME

127		1:58.213
8	3.484	1:58.418
6	3.612	1:58.889
45	4.098	1:58.736
52	5.069	1:59.490
44	11.225	2:00.889
10	11.395	2:00.710
61	11.763	2:00.430
777	11.997	2:00.454
49	17.339	2:02.208
55	20.955	2:03.204
77	29.205	2:05.476
5	30.433	2:06.010
149	36.486	2:06.489
192	38.249	2:06.371
81	40.092	2:08.276
95	43.806	2:07.941
36	58.001	2:11.283
37	1:09.115	2:16.168

LAP 2 @ 16:00:43.406		
NO	BEHIND	LAP TIME

127		1:58.195
6	1.875	1:59.235
45	2.476	1:59.443
8	2.735	1:59.469
52	3.237	1:58.968
44	5.876	2:01.621
10	6.298	2:00.509
777	6.573	2:01.443
61	7.343	2:00.329
49	8.894	2:02.197
55	11.346	2:03.283
77	15.312	2:04.701
5	16.256	2:06.024
81	19.963	2:07.606
149	20.237	2:06.461
192	21.672	2:08.567
95	23.662	2:08.398
36	31.434	2:13.403
37	35.245	2:14.549

LAP 3 @ 16:02:41.625		
NO	BEHIND	LAP TIME

127		1:58.219
6	2.936	1:59.280
8	3.279	1:58.763
45	3.575	1:59.318
52	3.792	1:58.774
44	8.549	2:00.892
10	8.898	2:00.819
61	9.546	2:00.422
777	9.756	2:01.402
49	13.344	2:02.669
55	15.964	2:02.837
77	21.942	2:04.849
5	22.636	2:04.599
149	28.210	2:06.192
81	30.029	2:08.285
192	30.091	2:06.638

Weather / Track : Cloudy / Dry

Results can be found at www.tsl-timing.com

Snetterton 300

Circuit Length = 2.9689 miles

Start: 15:56 Flag 16:04 End: 16:05

Printed - 16:18 Sunday, 18 September 2016

BMCRC - MRO Championships 2016 - Rnd 9 @ Snetterton 300

Team Respro MRO 600 inc Clubman 600

RACE 13 - SECTOR ANALYSIS

SECTOR 1 = FL to I1, SECTOR 2 = I1 to FL, DIFF = Difference To Personal Best Lap

P1 127		David TINKLER		Yamaha -		
IDEAL LAP TIME : 1:57.952		BEST LAP TIME : 1:58.195		DIFFERENCE : 0.243		
LAP	SECTOR 1	SECTOR 2	LAP TIME	MPH	DIFF	TIME OF DAY
1 -		39.387	2:03.380	86.62	5.185	15:58:45.211
2 -	1:18.608	39.587	1:58.195 (1)	90.42		16:00:43.406
3 -	1:18.875	39.344	1:58.219 (3)	90.40	0.024	16:02:41.625
4 -	1:18.723	39.490	1:58.213 (2)	90.41	0.018	16:04:39.838

P2 8		Grant NEWSTEAD		Yamaha - Tinklers Motorcycles		
IDEAL LAP TIME : 1:58.329		BEST LAP TIME : 1:58.418		DIFFERENCE : 0.089		
LAP	SECTOR 1	SECTOR 2	LAP TIME	MPH	DIFF	TIME OF DAY
1 -		39.467	2:04.841	85.61	6.423	15:58:46.672
2 -	1:19.275	40.194	1:59.469 (3)	89.46	1.051	16:00:46.141
3 -	1:19.150	39.613	1:58.763 (2)	89.99	0.345	16:02:44.904
4 -	1:19.239	39.179	1:58.418 (1)	90.25		16:04:43.322

P3 6 C		Dominic PETTIT		Yamaha - Camclad Contractors		
IDEAL LAP TIME : 1:58.835		BEST LAP TIME : 1:58.889		DIFFERENCE : 0.054		
LAP	SECTOR 1	SECTOR 2	LAP TIME	MPH	DIFF	TIME OF DAY
1 -		39.456	2:04.215	86.04	5.326	15:58:46.046
2 -	1:19.593	39.642	1:59.235 (2)	89.63	0.346	16:00:45.281
3 -	1:19.642	39.638	1:59.280 (3)	89.60	0.391	16:02:44.561
4 -	1:19.379	39.510	1:58.889 (1)	89.89		16:04:43.450

P4 45		Ed PEAD		Yamaha -		
IDEAL LAP TIME : 1:58.708		BEST LAP TIME : 1:58.736		DIFFERENCE : 0.028		
LAP	SECTOR 1	SECTOR 2	LAP TIME	MPH	DIFF	TIME OF DAY
1 -		39.393	2:04.608	85.77	5.872	15:58:46.439
2 -	1:19.428	40.015	1:59.443 (3)	89.48	0.707	16:00:45.882
3 -	1:19.621	39.697	1:59.318 (2)	89.57	0.582	16:02:45.200
4 -	1:19.315	39.421	1:58.736 (1)	90.01		16:04:43.936

P5 52 C		Ben COTGROVE		Yamaha - NR Racing		
IDEAL LAP TIME : 1:58.610		BEST LAP TIME : 1:58.774		DIFFERENCE : 0.164		
LAP	SECTOR 1	SECTOR 2	LAP TIME	MPH	DIFF	TIME OF DAY
1 -		39.629	2:05.844	84.93	7.070	15:58:47.675
2 -	1:19.067	39.901	1:58.968 (2)	89.83	0.194	16:00:46.643
3 -	1:19.231	39.543	1:58.774 (1)	89.98		16:02:45.417
4 -	1:19.616	39.874	1:59.490 (3)	89.44	0.716	16:04:44.907

P6 44 C		Hayden PLATTON		Kawasaki - NR Racing		
IDEAL LAP TIME : 1:59.911		BEST LAP TIME : 2:00.889		DIFFERENCE : 0.978		
LAP	SECTOR 1	SECTOR 2	LAP TIME	MPH	DIFF	TIME OF DAY
1 -		39.638	2:05.830	84.94	4.941	15:58:47.661
2 -	1:21.269	40.352	2:01.621 (3)	87.88	0.732	16:00:49.282
3 -	1:20.495	40.397	2:00.892 (2)	88.41	0.003	16:02:50.174
4 -	1:20.273	40.616	2:00.889 (1)	88.41		16:04:51.063

P7 10		Paul WILBY		Yamaha - Nutsmoto		
IDEAL LAP TIME : 1:59.960		BEST LAP TIME : 2:00.509		DIFFERENCE : 0.549		
LAP	SECTOR 1	SECTOR 2	LAP TIME	MPH	DIFF	TIME OF DAY
1 -		39.817	2:07.364	83.91	6.855	15:58:49.195
2 -	1:20.493	40.016	2:00.509 (1)	88.69		16:00:49.704
3 -	1:20.143	40.676	2:00.819 (3)	88.46	0.310	16:02:50.523
4 -	1:20.474	40.236	2:00.710 (2)	88.54	0.201	16:04:51.233

Weather / Track : Cloudy / Dry

Snetterton 300

Circuit Length = 2.9689 miles

Start: 15:56 Flag 16:04 End: 16:05

BMCRC - MRO Championships 2016 - Rnd 9 @ Snetterton 300

Team Respro MRO 600 inc Clubman 600

RACE 13 - SECTOR ANALYSIS

SECTOR 1 = FL to I1, SECTOR 2 = I1 to FL, DIFF = Difference To Personal Best Lap

P8 61		Oily SAVAGE		Kawasaki - Validus-IVC Ltd		
IDEAL LAP TIME : 2:00.129		BEST LAP TIME : 2:00.329		DIFFERENCE : 0.200		
LAP	SECTOR 1	SECTOR 2	LAP TIME	MPH	DIFF	TIME OF DAY
1 -		40.697	2:08.589	83.11	8.260	15:58:50.420
2 -	1:20.270	40.059	2:00.329 (1)	88.82		16:00:50.749
3 -	1:20.104	40.318	2:00.422 (2)	88.75	0.093	16:02:51.171
4 -	1:20.405	40.025	2:00.430 (3)	88.74	0.101	16:04:51.601

P9 777 C		Mason WILLIAMS		Yamaha - Steve Jordan Motorcycles		
IDEAL LAP TIME : 2:00.454		BEST LAP TIME : 2:00.454		DIFFERENCE : 0.000		
LAP	SECTOR 1	SECTOR 2	LAP TIME	MPH	DIFF	TIME OF DAY
1 -		40.539	2:06.705	84.35	6.251	15:58:48.536
2 -	1:21.095	40.348	2:01.443 (3)	88.00	0.989	16:00:49.979
3 -	1:20.756	40.646	2:01.402 (2)	88.03	0.948	16:02:51.381
4 -	1:20.243	40.211	2:00.454 (1)	88.73		16:04:51.835

P10 49 C		Ross McLURG		Kawasaki - E.D.I Building / Steve Jordan Motorcycles		
IDEAL LAP TIME : 2:02.126		BEST LAP TIME : 2:02.197		DIFFERENCE : 0.071		
LAP	SECTOR 1	SECTOR 2	LAP TIME	MPH	DIFF	TIME OF DAY
1 -		40.812	2:08.272	83.32	6.075	15:58:50.103
2 -	1:21.583	40.614	2:02.197 (1)	87.46		16:00:52.300
3 -	1:21.546	41.123	2:02.669 (3)	87.12	0.472	16:02:54.969
4 -	1:21.512	40.696	2:02.208 (2)	87.45	0.011	16:04:57.177

P11 55 C		Paul GARNER		Yamaha - Area Fifty-One Racing		
IDEAL LAP TIME : 2:02.764		BEST LAP TIME : 2:02.837		DIFFERENCE : 0.073		
LAP	SECTOR 1	SECTOR 2	LAP TIME	MPH	DIFF	TIME OF DAY
1 -		40.884	2:09.638	82.44	6.801	15:58:51.469
2 -	1:22.122	41.161	2:03.283 (3)	86.69	0.446	16:00:54.752
3 -	1:21.989	40.848	2:02.837 (1)	87.01		16:02:57.589
4 -	1:21.916	41.288	2:03.204 (2)	86.75	0.367	16:05:00.793

P12 77 C		Jason HOLLAND		Triumph - JH autos imperial car hire		
IDEAL LAP TIME : 2:04.532		BEST LAP TIME : 2:04.701		DIFFERENCE : 0.169		
LAP	SECTOR 1	SECTOR 2	LAP TIME	MPH	DIFF	TIME OF DAY
1 -		41.707	2:12.186	80.85	7.485	15:58:54.017
2 -	1:23.308	41.393	2:04.701 (1)	85.70		16:00:58.718
3 -	1:23.139	41.710	2:04.849 (2)	85.60	0.148	16:03:03.567
4 -	1:23.382	42.094	2:05.476 (3)	85.18	0.775	16:05:09.043

P13 5		Martin FOORD		Kawasaki - More moto		
IDEAL LAP TIME : 2:04.599		BEST LAP TIME : 2:04.599		DIFFERENCE : 0.000		
LAP	SECTOR 1	SECTOR 2	LAP TIME	MPH	DIFF	TIME OF DAY
1 -		41.904	2:11.807	81.08	7.208	15:58:53.638
2 -	1:23.601	42.423	2:06.024 (3)	84.80	1.425	16:00:59.662
3 -	1:22.747	41.852	2:04.599 (1)	85.77		16:03:04.261
4 -	1:23.625	42.385	2:06.010 (2)	84.81	1.411	16:05:10.271

P14 149 C		Callum HAMMETT		Yamaha -		
IDEAL LAP TIME : 2:06.039		BEST LAP TIME : 2:06.192		DIFFERENCE : 0.153		
LAP	SECTOR 1	SECTOR 2	LAP TIME	MPH	DIFF	TIME OF DAY
1 -		42.243	2:15.351	78.96	9.159	15:58:57.182
2 -	1:23.842	42.619	2:06.461 (2)	84.51	0.269	16:01:03.643
3 -	1:23.796	42.396	2:06.192 (1)	84.69		16:03:09.835
4 -	1:23.815	42.674	2:06.489 (3)	84.49	0.297	16:05:16.324

Weather / Track : Cloudy / Dry

Snetterton 300

Circuit Length = 2.9689 miles

Start: 15:56 Flag 16:04 End: 16:05

BMCRC - MRO Championships 2016 - Rnd 9 @ Snetterton 300

Team Respro MRO 600 inc Clubman 600

RACE 13 - SECTOR ANALYSIS

SECTOR 1 = FL to I1, SECTOR 2 = I1 to FL, DIFF = Difference To Personal Best Lap

P15 192 C Daniel MOFFA		Triumph - Forest Stump				
IDEAL LAP TIME : 2:06.264		BEST LAP TIME : 2:06.371		DIFFERENCE : 0.107		
LAP	SECTOR 1	SECTOR 2	LAP TIME	MPH	DIFF	TIME OF DAY
1 -		42.154	2:14.680	79.35	8.309	15:58:56.511
2 -	1:26.307	42.260	2:08.567 (3)	83.13	2.196	16:01:05.078
3 -	1:24.739	41.899	2:06.638 (2)	84.39	0.267	16:03:11.716
4 -	1:24.365	42.006	2:06.371 (1)	84.57		16:05:18.087

P16 81 C Liam DUFFETT		Honda -				
IDEAL LAP TIME : 2:07.311		BEST LAP TIME : 2:07.606		DIFFERENCE : 0.295		
LAP	SECTOR 1	SECTOR 2	LAP TIME	MPH	DIFF	TIME OF DAY
1 -		42.420	2:13.932	79.80	6.326	15:58:55.763
2 -	1:24.891	42.715	2:07.606 (1)	83.75		16:01:03.369
3 -	1:25.430	42.855	2:08.285 (3)	83.31	0.679	16:03:11.654
4 -	1:25.579	42.697	2:08.276 (2)	83.32	0.670	16:05:19.930

P17 95 Simon MEADOWS		Triumph - myself				
IDEAL LAP TIME : 2:07.941		BEST LAP TIME : 2:07.941		DIFFERENCE : 0.000		
LAP	SECTOR 1	SECTOR 2	LAP TIME	MPH	DIFF	TIME OF DAY
1 -		43.059	2:16.839	78.10	8.898	15:58:58.670
2 -	1:25.346	43.052	2:08.398 (2)	83.24	0.457	16:01:07.068
3 -	1:25.262	43.373	2:08.635 (3)	83.08	0.694	16:03:15.703
4 -	1:25.100	42.841	2:07.941 (1)	83.53		16:05:23.644

P18 36 Patrick BYRNE		Yamaha - PKB RACING				
IDEAL LAP TIME : 2:11.210		BEST LAP TIME : 2:11.283		DIFFERENCE : 0.073		
LAP	SECTOR 1	SECTOR 2	LAP TIME	MPH	DIFF	TIME OF DAY
1 -		44.148	2:19.606	76.55	8.323	15:59:01.437
2 -	1:28.187	45.216	2:13.403 (3)	80.11	2.120	16:01:14.840
3 -	1:27.373	44.343	2:11.716 (2)	81.14	0.433	16:03:26.556
4 -	1:27.062	44.221	2:11.283 (1)	81.41		16:05:37.839

P19 37 C Stuart NASH		Yamaha - Reigate Ductwork Manufacturing Ltd				
IDEAL LAP TIME : 2:13.942		BEST LAP TIME : 2:14.134		DIFFERENCE : 0.192		
LAP	SECTOR 1	SECTOR 2	LAP TIME	MPH	DIFF	TIME OF DAY
1 -		45.051	2:22.271	75.12	8.137	15:59:04.102
2 -	1:29.412	45.137	2:14.549 (2)	79.43	0.415	16:01:18.651
3 -	1:28.891	45.243	2:14.134 (1)	79.68		16:03:32.785
4 -	1:30.343	45.825	2:16.168 (3)	78.49	2.034	16:05:48.953

P20 173 Stephen DRAPER		Kawasaki -				
IDEAL LAP TIME :		BEST LAP TIME : 2:03.843		DIFFERENCE :		
LAP	SECTOR 1	SECTOR 2	LAP TIME	MPH	DIFF	TIME OF DAY
1 -		39.465	2:03.843 (1)	86.30		15:58:45.674

Weather / Track : Cloudy / Dry

Snetterton 300

Circuit Length = 2.9689 miles

Start: 15:56 Flag 16:04 End: 16:05

BMCRC - MRO Championships 2016 - Rnd 9 @ Snetterton 300

Team Respro MRO 600 inc Clubman 600

RACE 13 - BEST SECTORS

SECTOR 1			SECTOR 2			IDEAL / BEST COMPARISON						
POS	NO	NAME	TIME	NO	NAME	TIME	POS	NO	NAME	IDEAL	BEST	DIFF
									PERFECT LAP	1:57.787		
1	127	TINKLER	1:18.608	8	NEWSTEAD	39.179	1	127	TINKLER	1:57.952	1:58.195	0.243
2	52	COTGROVE	1:19.067	127	TINKLER	39.344	2	8	NEWSTEAD	1:58.329	1:58.418	0.089
3	8	NEWSTEAD	1:19.150	45	PEAD	39.393	3	52	COTGROVE	1:58.610	1:58.774	0.164
4	45	PEAD	1:19.315	6	PETTIT	39.456	4	45	PEAD	1:58.708	1:58.736	0.028
5	6	PETTIT	1:19.379	173	DRAPER	39.465	5	6	PETTIT	1:58.835	1:58.889	0.054
6	61	SAVAGE	1:20.104	52	COTGROVE	39.543	6	44	PLATTON	1:59.911	2:00.889	0.978
7	10	WILBY	1:20.143	44	PLATTON	39.638	7	10	WILBY	1:59.960	2:00.509	0.549
8	777	WILLIAMS	1:20.243	10	WILBY	39.817	8	61	SAVAGE	2:00.129	2:00.329	0.200
9	44	PLATTON	1:20.273	61	SAVAGE	40.025	9	777	WILLIAMS	2:00.454	2:00.454	0.000
10	49	McLURG	1:21.512	777	WILLIAMS	40.211	10	49	McLURG	2:02.126	2:02.197	0.071
11	55	GARNER	1:21.916	49	McLURG	40.614	11	55	GARNER	2:02.764	2:02.837	0.073
12	5	FOORD	1:22.747	55	GARNER	40.848	12	77	HOLLAND	2:04.532	2:04.701	0.169
13	77	HOLLAND	1:23.139	77	HOLLAND	41.393	13	5	FOORD	2:04.599	2:04.599	0.000
14	149	HAMMETT	1:23.796	5	FOORD	41.852	14	149	HAMMETT	2:06.039	2:06.192	0.153
15	192	MOFFA	1:24.365	192	MOFFA	41.899	15	192	MOFFA	2:06.264	2:06.371	0.107
16	81	DUFFETT	1:24.891	149	HAMMETT	42.243	16	81	DUFFETT	2:07.311	2:07.606	0.295
17	95	MEADOWS	1:25.100	81	DUFFETT	42.420	17	95	MEADOWS	2:07.941	2:07.941	0.000
18	36	BYRNE	1:27.062	95	MEADOWS	42.841	18	36	BYRNE	2:11.210	2:11.283	0.073
19	37	NASH	1:28.891	36	BYRNE	44.148	19	37	NASH	2:13.942	2:14.134	0.192
20				37	NASH	45.051	20	173	DRAPER		2:03.843	
21												

Weather / Track : Cloudy / Dry

Results can be found at www.tsl-timing.com

Snetterton 300

Circuit Length = 2.9689 miles

Start: 15:56 Flag 16:04 End: 16:05

Printed - 16:18 Sunday, 18 September 2016



MRO Minitwins

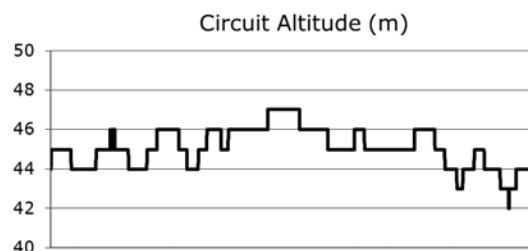
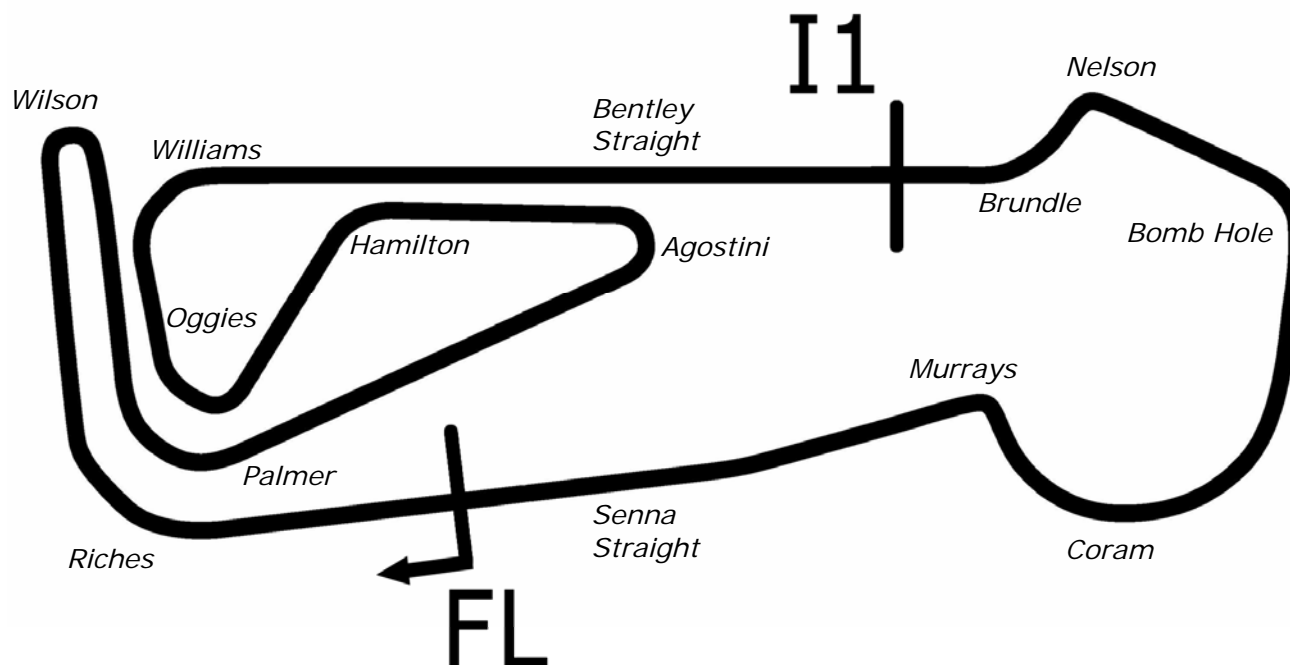
Snetterton 300

17th & 18th September 2016



Results Provided by Timing Solutions Ltd
www.tsl-timing.com

Snetterton 300



Length	2.9689 miles	4778.0 m	
FL		52.46340 N	0.94476 E
I1	3198m	52.46617 N	0.94964 E
Pit Entry	4572m	52.46364 N	0.94774 E
Pit Exit	40m after FL	52.46338 N	0.94420 E
Pit Entry–Pit Exit 246m, 14.7s @60kph, 11.0s @80kph			

All results available at www.tsl-timing.com

BMCRC - MRO Championships 2016 - Rnd 9 @ Snetterton 300



MRO Minitwins

QUALIFYING - CLASSIFICATION

POS	NO	CL	PIC NAME	ENTRY	TIME	ON	LAPS	GAP	DIFF	MPH
1	118	1	James PLUMMER	Suzuki -	2:23.123	5	5			74.67
2	68	2	Thomas EUSTACE	Suzuki - More moto/sublime designs	2:23.930	3	4	0.807	0.807	74.25
3	93	3	Jack WALLIS	Suzuki - Grumpdad and Watling Tyres	2:24.143	4	5	1.020	0.213	74.14
4	51	4	Theo RUTTER	Suzuki - Sublime Designs Racing/RRC	2:24.432	5	5	1.309	0.289	74.00
5	7	5	Richard HICKLING	Suzuki - Think Cars / Rising Damp	2:24.762	4	4	1.639	0.330	73.83
6	26	6	Glynn DAVIES	Suzuki -	2:24.948	5	5	1.825	0.186	73.73
7	199	7	Lloyd COLLINS	Suzuki - Warren Drives	2:26.058	4	4	2.935	1.110	73.17
8	86	8	Paul WITHERINGTON	Suzuki - P&R plumbing	2:26.746	3	3	3.623	0.688	72.83
9	111	9	Ryan FOLKES	Suzuki - Carl Harrison Motorcycle Services	2:27.002	4	4	3.879	0.256	72.70
10	74	10	Daniel SINGLETON	Suzuki - SDC	2:27.721	4	5	4.598	0.719	72.35
11	19	11	Kevin LILLEY	Suzuki - Vanson Leathers	2:27.732	4	4	4.609	0.011	72.34
12	84	12	Ricardo BRANCO	Suzuki -	2:29.162	4	4	6.039	1.430	71.65
13	99	13	Ben CATT	Suzuki -	2:29.549	2	3	6.426	0.387	71.46
14	21	14	Carl MITCHELL	Suzuki - HB REAVIS Erith Group RPM	2:29.634	4	4	6.511	0.085	71.42
15	22	15	Darren DOWDS	Suzuki - sublime designs racing	2:29.702	4	4	6.579	0.068	71.39
16	444	16	Mark WILLIAMS	Suzuki - F.C.L MOTORCYCLES	2:30.146	4	4	7.023	0.444	71.18
17	140	17	Daniel SALES	Suzuki -	2:30.501	4	4	7.378	0.355	71.01
18	147	18	Thomas WATSON	Suzuki - Motorsportdays.com TEA Time Racing	2:32.758	4	4	9.635	2.257	69.96
19	35	19	Tyler WALSH	Suzuki - GBR Powerlines	2:32.982	3	3	9.859	0.224	69.86
20	124	20	Kurtis BUTLER	Suzuki - PGVM / 3vk	2:33.512	3	4	10.389	0.530	69.62
21	12	21	Vince BUTLER	Suzuki -	2:33.934	3	4	10.811	0.422	69.43
22	16	22	Geoff LANSDELL	Suzuki - EPG Domestic	2:34.175	4	4	11.052	0.241	69.32
23	81	23	Malvern MAY	Suzuki -	2:35.169	3	4	12.046	0.994	68.88
24	97	24	Jake PACKHAM	Suzuki -	2:35.307	4	4	12.184	0.138	68.81
25	67	25	Mike DEVALL	Suzuki -	2:35.437	4	4	12.314	0.130	68.76
26	32	26	Chris THAY	Suzuki - Scell-it uk	2:37.361	4	4	14.238	1.924	67.92
27	5	27	Barry MANTELL	Suzuki - Swedish car connection	2:38.158	3	4	15.035	0.797	67.57
28	66	28	Mark SMITH	Suzuki - Nick&Brian Scott fisheries	2:38.506	3	4	15.383	0.348	67.43
29	37	29	Stephen WILSON	Suzuki -	2:40.299	3	4	17.176	1.793	66.67
30	23	30	Claire BECKETT	Suzuki -	2:40.419	4	4	17.296	0.120	66.62
31	25	31	Harrison DAY	Suzuki -	2:41.016	4	4	17.893	0.597	66.37
32	143	32	Robert DAVIE	Suzuki -	2:41.264	4	4	18.141	0.248	66.27
33	24	33	Alex SIMMONS	Suzuki - Westcountry Windings	2:41.380	4	4	18.257	0.116	66.22
34	30	34	Andrew PLAYLE	Suzuki - HP Racing	2:42.524	4	4	19.401	1.144	65.76
35	48	35	Shaun WALLIS	Suzuki - Watling Tyres	2:46.732	4	4	23.609	4.208	64.10
36	139	36	Antony COPLEY	Suzuki -			0			

Snetterton 300

Circuit Length = 2.9689 miles

Start: 11:16 Flag 11:27 End: 11:29

Weather / Track : Cloudy / Wet

These results are provisional until the conclusion of any judicial and technical matters.

Clerk Of Course :	Timekeeper :
-------------------	--------------

Results can be found at www.tsl-timing.com

Printed - 11:30 Saturday, 17 September 2016



BMCRC - MRO Championships 2016 - Rnd 9 @ Snetterton 300

MRO Minitwins

QUALIFYING - SECTOR ANALYSIS

SECTOR 1 = FL to I1, SECTOR 2 = I1 to FL, DIFF = Difference To Personal Best Lap

P1 118		James PLUMMER		Suzuki -		
IDEAL LAP TIME : 2:22.894		BEST LAP TIME : 2:23.123		DIFFERENCE : 0.229		
LAP	SECTOR 1	SECTOR 2	LAP TIME	MPH	DIFF	TIME OF DAY
1 -	1:43.806	50.562	2:34.368	69.23	11.245	11:19:36.211
2 -	1:38.497	48.734	2:27.231	72.59	4.108	11:22:03.442
3 -	1:37.422	48.493	2:25.915 (3)	73.24	2.792	11:24:29.357
4 -	1:35.924	48.657	2:24.581 (2)	73.92	1.458	11:26:53.938
5 -	1:34.401	48.722	2:23.123 (1)	74.67		11:29:17.061

P2 68		Thomas EUSTACE		Suzuki - More moto/sublime designs		
IDEAL LAP TIME : 2:23.930		BEST LAP TIME : 2:23.930		DIFFERENCE : 0.000		
LAP	SECTOR 1	SECTOR 2	LAP TIME	MPH	DIFF	TIME OF DAY
1 -	1:47.515	50.617	2:38.132	67.58	14.202	11:19:41.136
2 -	1:39.516	48.951	2:28.467 (3)	71.98	4.537	11:22:09.603
3 -	1:35.977	47.953	2:23.930 (1)	74.25		11:24:33.533
4 -	1:36.826	48.586	2:25.412 (2)	73.50	1.482	11:26:58.945

P3 93		Jack WALLIS		Suzuki - Grumpdad and Watling Tyres		
IDEAL LAP TIME : 2:23.862		BEST LAP TIME : 2:24.143		DIFFERENCE : 0.281		
LAP	SECTOR 1	SECTOR 2	LAP TIME	MPH	DIFF	TIME OF DAY
1 -	1:44.646	50.678	2:35.324	68.81	11.181	11:19:37.686
2 -	1:36.990	48.075	2:25.065 (3)	73.67	0.922	11:22:02.751
3 -	1:35.901	48.533	2:24.434 (2)	73.99	0.291	11:24:27.185
4 -	1:35.787	48.356	2:24.143 (1)	74.14		11:26:51.328
5 -	1:36.809	50.436	2:27.245	72.58	3.102	11:29:18.573

P4 51		Theo RUTTER		Suzuki - Sublime Designs Racing/RRC		
IDEAL LAP TIME : 2:24.432		BEST LAP TIME : 2:24.432		DIFFERENCE : 0.000		
LAP	SECTOR 1	SECTOR 2	LAP TIME	MPH	DIFF	TIME OF DAY
1 -	1:44.430	51.173	2:35.603	68.68	11.171	11:19:37.649
2 -	1:38.745	49.583	2:28.328	72.05	3.896	11:22:05.977
3 -	1:38.224	48.727	2:26.951 (3)	72.73	2.519	11:24:32.928
4 -	1:37.300	48.555	2:25.855 (2)	73.27	1.423	11:26:58.783
5 -	1:35.959	48.473	2:24.432 (1)	74.00		11:29:23.215

P5 7		Richard HICKLING		Suzuki - Think Cars / Rising Damp		
IDEAL LAP TIME : 2:24.762		BEST LAP TIME : 2:24.762		DIFFERENCE : 0.000		
LAP	SECTOR 1	SECTOR 2	LAP TIME	MPH	DIFF	TIME OF DAY
1 -	1:48.685	51.272	2:39.957	66.81	15.195	11:19:41.228
2 -	1:40.343	50.261	2:30.604 (3)	70.96	5.842	11:22:11.832
3 -	1:37.219	48.798	2:26.017 (2)	73.19	1.255	11:24:37.849
4 -	1:36.008	48.754	2:24.762 (1)	73.83		11:27:02.611

P6 26		Glynn DAVIES		Suzuki -		
IDEAL LAP TIME : 2:24.651		BEST LAP TIME : 2:24.948		DIFFERENCE : 0.297		
LAP	SECTOR 1	SECTOR 2	LAP TIME	MPH	DIFF	TIME OF DAY
1 -	1:45.933	50.469	2:36.402	68.33	11.454	11:19:38.661
2 -	1:39.598	48.298	2:27.896	72.26	2.948	11:22:06.557
3 -	1:36.991	48.159	2:25.150 (2)	73.63	0.202	11:24:31.707
4 -	1:36.877	48.998	2:25.875 (3)	73.26	0.927	11:26:57.582
5 -	1:36.492	48.456	2:24.948 (1)	73.73		11:29:22.530

P7 199		Lloyd COLLINS		Suzuki - Warren Drives		
IDEAL LAP TIME : 2:26.058		BEST LAP TIME : 2:26.058		DIFFERENCE : 0.000		
LAP	SECTOR 1	SECTOR 2	LAP TIME	MPH	DIFF	TIME OF DAY
1 -	1:49.033	53.233	2:42.266	65.86	16.208	11:19:45.683
2 -	1:39.073	50.104	2:29.177 (2)	71.64	3.119	11:22:14.860

Weather / Track : Cloudy / Wet

Snetterton 300

Circuit Length = 2.9689 miles

Start: 11:16 Flag 11:27 End: 11:29

BMCRC - MRO Championships 2016 - Rnd 9 @ Snetterton 300

MRO Minitwins

QUALIFYING - SECTOR ANALYSIS

SECTOR 1 = FL to I1, SECTOR 2 = I1 to FL, DIFF = Difference To Personal Best Lap

3 -	1:41.136	51.514	2:32.650 (3)	70.01	6.592	11:24:47.510
4 -	1:37.078	48.980	2:26.058 (1)	73.17		11:27:13.568

P8	86	Paul WITHERINGTON	Suzuki - P&R plumbing			
IDEAL LAP TIME : 2:26.417		BEST LAP TIME : 2:26.746		DIFFERENCE : 0.329		
LAP	SECTOR 1	SECTOR 2	LAP TIME	MPH	DIFF	TIME OF DAY
1 -	1:45.632	50.896	2:36.528 (3)	68.28	9.782	11:19:38.352
2 -	1:39.531	48.496	2:28.027 (2)	72.20	1.281	11:22:06.379
3 -	1:37.921	48.825	2:26.746 (1)	72.83		11:24:33.125

P9	111	Ryan FOLKES	Suzuki - Carl Harrison Motorcyle Services			
IDEAL LAP TIME : 2:27.002		BEST LAP TIME : 2:27.002		DIFFERENCE : 0.000		
LAP	SECTOR 1	SECTOR 2	LAP TIME	MPH	DIFF	TIME OF DAY
1 -	1:49.994	54.082	2:44.076	65.14	17.074	11:19:59.511
2 -	1:45.011	51.829	2:36.840 (3)	68.14	9.838	11:22:36.351
3 -	1:41.529	50.178	2:31.707 (2)	70.45	4.705	11:25:08.058
4 -	1:38.088	48.914	2:27.002 (1)	72.70		11:27:35.060

P10	74	Daniel SINGLETON	Suzuki - SDC			
IDEAL LAP TIME : 2:27.595		BEST LAP TIME : 2:27.721		DIFFERENCE : 0.126		
LAP	SECTOR 1	SECTOR 2	LAP TIME	MPH	DIFF	TIME OF DAY
1 -	1:42.583	50.227	2:32.810	69.94	5.089	11:19:30.363
2 -	1:38.904	49.645	2:28.549	71.94	0.828	11:21:58.912
3 -	1:38.492	49.452	2:27.944 (2)	72.24	0.223	11:24:26.856
4 -	1:38.143	49.578	2:27.721 (1)	72.35		11:26:54.577
5 -	1:38.474	49.849	2:28.323 (3)	72.05	0.602	11:29:22.900

P11	19	Kevin LILLEY	Suzuki - Vanson Leathers			
IDEAL LAP TIME : 2:27.639		BEST LAP TIME : 2:27.732		DIFFERENCE : 0.093		
LAP	SECTOR 1	SECTOR 2	LAP TIME	MPH	DIFF	TIME OF DAY
1 -	1:50.433	53.578	2:44.011	65.16	16.279	11:20:00.088
2 -	1:44.460	51.740	2:36.200 (3)	68.42	8.468	11:22:36.288
3 -	1:39.281	49.579	2:28.860 (2)	71.79	1.128	11:25:05.148
4 -	1:38.060	49.672	2:27.732 (1)	72.34		11:27:32.880

P12	84	Ricardo BRANCO	Suzuki -			
IDEAL LAP TIME : 2:29.162		BEST LAP TIME : 2:29.162		DIFFERENCE : 0.000		
LAP	SECTOR 1	SECTOR 2	LAP TIME	MPH	DIFF	TIME OF DAY
1 -	1:48.642	53.692	2:42.334	65.84	13.172	11:19:46.209
2 -	1:39.823	50.056	2:29.879 (2)	71.31	0.717	11:22:16.088
3 -	1:39.900	52.224	2:32.124 (3)	70.25	2.962	11:24:48.212
4 -	1:39.571	49.591	2:29.162 (1)	71.65		11:27:17.374

P13	99	Ben CATT	Suzuki -			
IDEAL LAP TIME : 2:29.549		BEST LAP TIME : 2:29.549		DIFFERENCE : 0.000		
LAP	SECTOR 1	SECTOR 2	LAP TIME	MPH	DIFF	TIME OF DAY
1 -	2:00.552	53.963	2:54.515 (3)	61.24	24.966	11:20:09.452
2 -	1:38.988	50.561	2:29.549 (1)	71.46		11:22:39.001
3 -	1:40.291	51.719	2:32.010 (2)	70.31	2.461	11:25:11.011

P14	21	Carl MITCHELL	Suzuki - HB REAVIS Erith Group RPM			
IDEAL LAP TIME : 2:29.191		BEST LAP TIME : 2:29.634		DIFFERENCE : 0.443		
LAP	SECTOR 1	SECTOR 2	LAP TIME	MPH	DIFF	TIME OF DAY
1 -	1:47.802	51.652	2:39.454	67.02	9.820	11:19:43.144
2 -	1:39.893	50.730	2:30.623 (2)	70.95	0.989	11:22:13.767
3 -	1:41.967	52.581	2:34.548 (3)	69.15	4.914	11:24:48.315
4 -	1:40.336	49.298	2:29.634 (1)	71.42		11:27:17.949

Weather / Track : Cloudy / Wet

Snetterton 300
Circuit Length = 2.9689 miles
Start: 11:16 Flag 11:27 End: 11:29

BMCRC - MRO Championships 2016 - Rnd 9 @ Snetterton 300

MRO Minitwins

QUALIFYING - SECTOR ANALYSIS

SECTOR 1 = FL to I1, SECTOR 2 = I1 to FL, DIFF = Difference To Personal Best Lap

P15 22		Darren DOWDS		Suzuki - sublime designs racing		
IDEAL LAP TIME : 2:29.702		BEST LAP TIME : 2:29.702		DIFFERENCE : 0.000		
LAP	SECTOR 1	SECTOR 2	LAP TIME	MPH	DIFF	TIME OF DAY
1 -	1:45.973	52.988	2:38.961	67.23	9.259	11:19:39.890
2 -	1:41.766	51.835	2:33.601 (3)	69.58	3.899	11:22:13.491
3 -	1:41.661	50.792	2:32.453 (2)	70.10	2.751	11:24:45.944
4 -	1:39.588	50.114	2:29.702 (1)	71.39		11:27:15.646

P16 444		Mark WILLIAMS		Suzuki - F.C.L MOTORCYCLES		
IDEAL LAP TIME : 2:29.585		BEST LAP TIME : 2:30.146		DIFFERENCE : 0.561		
LAP	SECTOR 1	SECTOR 2	LAP TIME	MPH	DIFF	TIME OF DAY
1 -	1:48.746	51.721	2:40.467	66.60	10.321	11:19:42.614
2 -	1:40.518	51.013	2:31.531 (2)	70.53	1.385	11:22:14.145
3 -	1:42.027	52.521	2:34.548 (3)	69.15	4.402	11:24:48.693
4 -	1:41.079	49.067	2:30.146 (1)	71.18		11:27:18.839

P17 140		Daniel SALES		Suzuki -		
IDEAL LAP TIME : 2:30.454		BEST LAP TIME : 2:30.501		DIFFERENCE : 0.047		
LAP	SECTOR 1	SECTOR 2	LAP TIME	MPH	DIFF	TIME OF DAY
1 -	1:45.526	52.101	2:37.627	67.80	7.126	11:19:36.541
2 -	1:41.603	50.933	2:32.536 (3)	70.06	2.035	11:22:09.077
3 -	1:40.458	50.368	2:30.826 (2)	70.86	0.325	11:24:39.903
4 -	1:40.086	50.415	2:30.501 (1)	71.01		11:27:10.404

P18 147		Thomas WATSON		Suzuki - Motorsportdays.com TEA Time Racing		
IDEAL LAP TIME : 2:32.758		BEST LAP TIME : 2:32.758		DIFFERENCE : 0.000		
LAP	SECTOR 1	SECTOR 2	LAP TIME	MPH	DIFF	TIME OF DAY
1 -	1:51.782	54.027	2:45.809	64.46	13.051	11:19:57.966
2 -	1:46.500	53.227	2:39.727 (3)	66.91	6.969	11:22:37.693
3 -	1:42.056	51.956	2:34.012 (2)	69.39	1.254	11:25:11.705
4 -	1:41.568	51.190	2:32.758 (1)	69.96		11:27:44.463

P19 35		Tyler WALSH		Suzuki - GBR Powerlines		
IDEAL LAP TIME : 2:32.982		BEST LAP TIME : 2:32.982		DIFFERENCE : 0.000		
LAP	SECTOR 1	SECTOR 2	LAP TIME	MPH	DIFF	TIME OF DAY
1 -	1:51.630	55.958	2:47.588 (3)	63.77	14.606	11:19:57.448
2 -	1:46.756	53.006	2:39.762 (2)	66.90	6.780	11:22:37.210
3 -	1:41.346	51.636	2:32.982 (1)	69.86		11:25:10.192

P20 124		Kurtis BUTLER		Suzuki - PGVM / 3vk		
IDEAL LAP TIME : 2:33.512		BEST LAP TIME : 2:33.512		DIFFERENCE : 0.000		
LAP	SECTOR 1	SECTOR 2	LAP TIME	MPH	DIFF	TIME OF DAY
1 -	1:52.913	54.055	2:46.968	64.01	13.456	11:19:58.348
2 -	1:44.984	52.173	2:37.157 (3)	68.00	3.645	11:22:35.505
3 -	1:41.926	51.586	2:33.512 (1)	69.62		11:25:09.017
4 -	1:42.631	52.266	2:34.897 (2)	69.00	1.385	11:27:43.914

P21 12		Vince BUTLER		Suzuki -		
IDEAL LAP TIME : 2:33.934		BEST LAP TIME : 2:33.934		DIFFERENCE : 0.000		
LAP	SECTOR 1	SECTOR 2	LAP TIME	MPH	DIFF	TIME OF DAY
1 -	1:52.442	53.733	2:46.175	64.31	12.241	11:19:59.195
2 -	1:44.521	52.083	2:36.604 (2)	68.24	2.670	11:22:35.799
3 -	1:42.353	51.581	2:33.934 (1)	69.43		11:25:09.733
4 -	1:44.678	53.148	2:37.826 (3)	67.72	3.892	11:27:47.559

Weather / Track : Cloudy / Wet

Snetterton 300
Circuit Length = 2.9689 miles
Start: 11:16 Flag 11:27 End: 11:29

BMCRC - MRO Championships 2016 - Rnd 9 @ Snetterton 300

MRO Minitwins

QUALIFYING - SECTOR ANALYSIS

SECTOR 1 = FL to I1, SECTOR 2 = I1 to FL, DIFF = Difference To Personal Best Lap

P22 16		Geoff LANSDALL		Suzuki - EPG Domestic		
IDEAL LAP TIME : 2:33.715		BEST LAP TIME : 2:34.175		DIFFERENCE : 0.460		
LAP	SECTOR 1	SECTOR 2	LAP TIME	MPH	DIFF	TIME OF DAY
1 -	1:45.170	52.431	2:37.601	67.81	3.426	11:19:37.235
2 -	1:42.623	53.222	2:35.845 (3)	68.58	1.670	11:22:13.080
3 -	1:42.281	52.486	2:34.767 (2)	69.05	0.592	11:24:47.847
4 -	1:42.741	51.434	2:34.175 (1)	69.32		11:27:22.022

P23 81		Malvern MAY		Suzuki -		
IDEAL LAP TIME : 2:34.644		BEST LAP TIME : 2:35.169		DIFFERENCE : 0.525		
LAP	SECTOR 1	SECTOR 2	LAP TIME	MPH	DIFF	TIME OF DAY
1 -	1:52.626	57.200	2:49.826	62.93	14.657	11:19:57.482
2 -	1:50.486	52.652	2:43.138 (3)	65.51	7.969	11:22:40.620
3 -	1:43.651	51.518	2:35.169 (1)	68.88		11:25:15.789
4 -	1:43.126	52.712	2:35.838 (2)	68.58	0.669	11:27:51.627

P24 97		Jake PACKHAM		Suzuki -		
IDEAL LAP TIME : 2:34.721		BEST LAP TIME : 2:35.307		DIFFERENCE : 0.586		
LAP	SECTOR 1	SECTOR 2	LAP TIME	MPH	DIFF	TIME OF DAY
1 -	1:54.246	55.818	2:50.064	62.84	14.757	11:19:58.419
2 -	1:50.093	54.757	2:44.850 (3)	64.83	9.543	11:22:43.269
3 -	1:43.600	51.897	2:35.497 (2)	68.73	0.190	11:25:18.766
4 -	1:42.824	52.483	2:35.307 (1)	68.81		11:27:54.073

P25 67		Mike DEVALL		Suzuki -		
IDEAL LAP TIME : 2:34.458		BEST LAP TIME : 2:35.437		DIFFERENCE : 0.979		
LAP	SECTOR 1	SECTOR 2	LAP TIME	MPH	DIFF	TIME OF DAY
1 -	1:50.638	55.023	2:45.661	64.51	10.224	11:19:46.486
2 -	1:45.828	52.630	2:38.458 (3)	67.45	3.021	11:22:24.944
3 -	1:44.688	51.867	2:36.555 (2)	68.27	1.118	11:25:01.499
4 -	1:42.591	52.846	2:35.437 (1)	68.76		11:27:36.936

P26 32		Chris THAY		Suzuki - Scell-it uk		
IDEAL LAP TIME : 2:37.361		BEST LAP TIME : 2:37.361		DIFFERENCE : 0.000		
LAP	SECTOR 1	SECTOR 2	LAP TIME	MPH	DIFF	TIME OF DAY
1 -	1:58.199	56.615	2:54.814	61.13	17.453	11:20:19.225
2 -	1:46.990	53.405	2:40.395 (3)	66.63	3.034	11:22:59.620
3 -	1:45.456	52.299	2:37.755 (2)	67.75	0.394	11:25:37.375
4 -	1:45.190	52.171	2:37.361 (1)	67.92		11:28:14.736

P27 5		Barry MANTELL		Suzuki - Swedish car connection		
IDEAL LAP TIME : 2:37.888		BEST LAP TIME : 2:38.158		DIFFERENCE : 0.270		
LAP	SECTOR 1	SECTOR 2	LAP TIME	MPH	DIFF	TIME OF DAY
1 -	1:51.708	53.054	2:44.762	64.86	6.604	11:19:50.893
2 -	1:45.242	52.966	2:38.208 (2)	67.55	0.050	11:22:29.101
3 -	1:45.512	52.646	2:38.158 (1)	67.57		11:25:07.259
4 -	1:45.414	53.011	2:38.425 (3)	67.46	0.267	11:27:45.684

P28 66		Mark SMITH		Suzuki - Nick&Brian Scott fisheries		
IDEAL LAP TIME : 2:38.506		BEST LAP TIME : 2:38.506		DIFFERENCE : 0.000		
LAP	SECTOR 1	SECTOR 2	LAP TIME	MPH	DIFF	TIME OF DAY
1 -	1:54.300	56.657	2:50.957	62.51	12.451	11:20:01.001
2 -	1:50.253	55.929	2:46.182 (3)	64.31	7.676	11:22:47.183
3 -	1:46.174	52.332	2:38.506 (1)	67.43		11:25:25.689
4 -	1:46.694	53.675	2:40.369 (2)	66.64	1.863	11:28:06.058

Weather / Track : Cloudy / Wet

Snetterton 300

Circuit Length = 2.9689 miles

Start: 11:16 Flag 11:27 End: 11:29

BMCRC - MRO Championships 2016 - Rnd 9 @ Snetterton 300

MRO Minitwins

QUALIFYING - SECTOR ANALYSIS

SECTOR 1 = FL to I1, SECTOR 2 = I1 to FL, DIFF = Difference To Personal Best Lap

P29 37		Stephen WILSON		Suzuki -		
IDEAL LAP TIME : 2:39.767		BEST LAP TIME : 2:40.299		DIFFERENCE : 0.532		
LAP	SECTOR 1	SECTOR 2	LAP TIME	MPH	DIFF	TIME OF DAY
1 -	1:58.714	56.014	2:54.728	61.16	14.429	11:20:05.824
2 -	1:50.778	55.029	2:45.807 (3)	64.46	5.508	11:22:51.631
3 -	1:45.846	54.453	2:40.299 (1)	66.67		11:25:31.930
4 -	1:47.385	53.921	2:41.306 (2)	66.25	1.007	11:28:13.236

P30 23		Claire BECKETT		Suzuki -		
IDEAL LAP TIME : 2:40.419		BEST LAP TIME : 2:40.419		DIFFERENCE : 0.000		
LAP	SECTOR 1	SECTOR 2	LAP TIME	MPH	DIFF	TIME OF DAY
1 -	1:54.983	56.700	2:51.683	62.25	11.264	11:19:56.581
2 -	1:52.460	56.183	2:48.643 (3)	63.37	8.224	11:22:45.224
3 -	1:48.521	56.340	2:44.861 (2)	64.83	4.442	11:25:30.085
4 -	1:45.851	54.568	2:40.419 (1)	66.62		11:28:10.504

P31 25		Harrison DAY		Suzuki -		
IDEAL LAP TIME : 2:41.016		BEST LAP TIME : 2:41.016		DIFFERENCE : 0.000		
LAP	SECTOR 1	SECTOR 2	LAP TIME	MPH	DIFF	TIME OF DAY
1 -	1:55.459	56.292	2:51.751	62.23	10.735	11:20:02.941
2 -	1:49.279	56.044	2:45.323 (3)	64.64	4.307	11:22:48.264
3 -	1:47.400	54.925	2:42.325 (2)	65.84	1.309	11:25:30.589
4 -	1:46.196	54.820	2:41.016 (1)	66.37		11:28:11.605

P32 143		Robert DAVIE		Suzuki -		
IDEAL LAP TIME : 2:41.264		BEST LAP TIME : 2:41.264		DIFFERENCE : 0.000		
LAP	SECTOR 1	SECTOR 2	LAP TIME	MPH	DIFF	TIME OF DAY
1 -	1:55.386	56.950	2:52.336	62.01	11.072	11:19:55.855
2 -	1:52.303	56.432	2:48.735 (3)	63.34	7.471	11:22:44.590
3 -	1:48.802	54.790	2:43.592 (2)	65.33	2.328	11:25:28.182
4 -	1:46.773	54.491	2:41.264 (1)	66.27		11:28:09.446

P33 24		Alex SIMMONS		Suzuki - Westcountry Windings		
IDEAL LAP TIME : 2:41.380		BEST LAP TIME : 2:41.380		DIFFERENCE : 0.000		
LAP	SECTOR 1	SECTOR 2	LAP TIME	MPH	DIFF	TIME OF DAY
1 -	1:59.177	56.359	2:55.536	60.88	14.156	11:20:06.833
2 -	1:49.527	54.717	2:44.244 (3)	65.07	2.864	11:22:51.077
3 -	1:48.446	54.668	2:43.114 (2)	65.52	1.734	11:25:34.191
4 -	1:47.160	54.220	2:41.380 (1)	66.22		11:28:15.571

P34 30		Andrew PLAYLE		Suzuki - HP Racing		
IDEAL LAP TIME : 2:42.524		BEST LAP TIME : 2:42.524		DIFFERENCE : 0.000		
LAP	SECTOR 1	SECTOR 2	LAP TIME	MPH	DIFF	TIME OF DAY
1 -	1:55.100	58.805	2:53.905	61.45	11.381	11:20:00.498
2 -	1:49.832	56.732	2:46.564 (3)	64.16	4.040	11:22:47.062
3 -	1:48.781	55.658	2:44.439 (2)	64.99	1.915	11:25:31.501
4 -	1:48.176	54.348	2:42.524 (1)	65.76		11:28:14.025

P35 48		Shaun WALLIS		Suzuki - Watling Tyres		
IDEAL LAP TIME : 2:46.574		BEST LAP TIME : 2:46.732		DIFFERENCE : 0.158		
LAP	SECTOR 1	SECTOR 2	LAP TIME	MPH	DIFF	TIME OF DAY
1 -	1:59.815	57.304	2:57.119 (3)	60.34	10.387	11:20:20.292
2 -	2:04.577	57.461	3:02.038	58.71	15.306	11:23:22.330
3 -	1:51.536	57.256	2:48.792 (2)	63.32	2.060	11:26:11.122
4 -	1:49.318	57.414	2:46.732 (1)	64.10		11:28:57.854

Weather / Track : Cloudy / Wet

Snetterton 300
Circuit Length = 2.9689 miles
Start: 11:16 Flag 11:27 End: 11:29

BMCRC - MRO Championships 2016 - Rnd 9 @ Snetterton 300

MRO Minitwins

QUALIFYING - BEST SECTORS

SECTOR 1			SECTOR 2			IDEAL / BEST COMPARISON						
POS	NO	NAME	TIME	NO	NAME	TIME	POS	NO	NAME	IDEAL	BEST	DIFF
									PERFECT LAP	2:22.354		
1	118	PLUMMER	1:34.401	68	EUSTACE	47.953	1	118	PLUMMER	2:22.894	2:23.123	0.229
2	93	WALLIS	1:35.787	93	WALLIS	48.075	2	93	WALLIS	2:23.862	2:24.143	0.281
3	51	RUTTER	1:35.959	26	DAVIES	48.159	3	68	EUSTACE	2:23.930	2:23.930	0.000
4	68	EUSTACE	1:35.977	51	RUTTER	48.473	4	51	RUTTER	2:24.432	2:24.432	0.000
5	7	HICKLING	1:36.008	118	PLUMMER	48.493	5	26	DAVIES	2:24.651	2:24.948	0.297
6	26	DAVIES	1:36.492	86	WITHERINGTON	48.496	6	7	HICKLING	2:24.762	2:24.762	0.000
7	199	COLLINS	1:37.078	7	HICKLING	48.754	7	199	COLLINS	2:26.058	2:26.058	0.000
8	86	WITHERINGTON	1:37.921	111	FOLKES	48.914	8	86	WITHERINGTON	2:26.417	2:26.746	0.329
9	19	LILLEY	1:38.060	199	COLLINS	48.980	9	111	FOLKES	2:27.002	2:27.002	0.000
10	111	FOLKES	1:38.088	444	WILLIAMS	49.067	10	74	SINGLETON	2:27.595	2:27.721	0.126
11	74	SINGLETON	1:38.143	21	MITCHELL	49.298	11	19	LILLEY	2:27.639	2:27.732	0.093
12	99	CATT	1:38.988	74	SINGLETON	49.452	12	84	BRANCO	2:29.162	2:29.162	0.000
13	84	BRANCO	1:39.571	19	LILLEY	49.579	13	21	MITCHELL	2:29.191	2:29.634	0.443
14	22	DOWDS	1:39.588	84	BRANCO	49.591	14	99	CATT	2:29.549	2:29.549	0.000
15	21	MITCHELL	1:39.893	22	DOWDS	50.114	15	444	WILLIAMS	2:29.585	2:30.146	0.561
16	140	SALES	1:40.086	140	SALES	50.368	16	22	DOWDS	2:29.702	2:29.702	0.000
17	444	WILLIAMS	1:40.518	99	CATT	50.561	17	140	SALES	2:30.454	2:30.501	0.047
18	35	WALSH	1:41.346	147	WATSON	51.190	18	147	WATSON	2:32.758	2:32.758	0.000
19	147	WATSON	1:41.568	16	LANSDELL	51.434	19	35	WALSH	2:32.982	2:32.982	0.000
20	124	BUTLER	1:41.926	81	MAY	51.518	20	124	BUTLER	2:33.512	2:33.512	0.000
21	16	LANSDELL	1:42.281	12	BUTLER	51.581	21	16	LANSDELL	2:33.715	2:34.175	0.460
22	12	BUTLER	1:42.353	124	BUTLER	51.586	22	12	BUTLER	2:33.934	2:33.934	0.000
23	67	DEVALL	1:42.591	35	WALSH	51.636	23	67	DEVALL	2:34.458	2:35.437	0.979
24	97	PACKHAM	1:42.824	67	DEVALL	51.867	24	81	MAY	2:34.644	2:35.169	0.525
25	81	MAY	1:43.126	97	PACKHAM	51.897	25	97	PACKHAM	2:34.721	2:35.307	0.586
26	32	THAY	1:45.190	32	THAY	52.171	26	32	THAY	2:37.361	2:37.361	0.000
27	5	MANTELL	1:45.242	66	SMITH	52.332	27	5	MANTELL	2:37.888	2:38.158	0.270
28	37	WILSON	1:45.846	5	MANTELL	52.646	28	66	SMITH	2:38.506	2:38.506	0.000
29	23	BECKETT	1:45.851	37	WILSON	53.921	29	37	WILSON	2:39.767	2:40.299	0.532
30	66	SMITH	1:46.174	24	SIMMONS	54.220	30	23	BECKETT	2:40.419	2:40.419	0.000
31	25	DAY	1:46.196	30	PLAYLE	54.348	31	25	DAY	2:41.016	2:41.016	0.000
32	143	DAVIE	1:46.773	143	DAVIE	54.491	32	143	DAVIE	2:41.264	2:41.264	0.000
33	24	SIMMONS	1:47.160	23	BECKETT	54.568	33	24	SIMMONS	2:41.380	2:41.380	0.000
34	30	PLAYLE	1:48.176	25	DAY	54.820	34	30	PLAYLE	2:42.524	2:42.524	0.000
35	48	WALLIS	1:49.318	48	WALLIS	57.256	35	48	WALLIS	2:46.574	2:46.732	0.158
36												

Weather / Track : Cloudy / Wet

Snetterton 300

Circuit Length = 2.9689 miles

Start: 11:16 Flag 11:27 End: 11:29

Results can be found at www.tsl-timing.com

Printed - 11:30 Saturday, 17 September 2016

BMCRC - MRO Championships 2016 - Rnd 9 @ Snetterton 300



MRO Minitwins

RACE 7 - CLASSIFICATION

POS	NO	NAME	ENTRY	LAPS	TIME	GAP	DIFF	MPH	BEST	ON
1	118	James PLUMMER	Suzuki -	6	14:08.222			75.60	2:18.614	5
2	199	Lloyd COLLINS	Suzuki - Warren Drives	6	14:09.771	1.549	1.549	75.46	2:18.904	6
3	26	Glynn DAVIES	Suzuki -	6	14:14.287	6.065	4.516	75.06	2:20.623	5
4	93	Jack WALLIS	Suzuki - Grumpdad and Watling Tyres	6	14:24.918	16.696	10.631	74.14	2:22.063	4
5	111	Ryan FOLKES	Suzuki - Carl Harrison Motorcycle Services	6	14:24.968	16.746	0.050	74.13	2:21.494	5
6	68	Thomas EUSTACE	Suzuki - More moto/sublime designs	6	14:26.881	18.659	1.913	73.97	2:22.934	5
7	7	Richard HICKLING	Suzuki - Think Cars / Rising Damp	6	14:32.863	24.641	5.982	73.46	2:22.655	6
8	124	Kurtis BUTLER	Suzuki - PGVM / 3vk	6	14:40.055	31.833	7.192	72.86	2:24.169	5
9	21	Carl MITCHELL	Suzuki - HB REAVIS Erith Group RPM	6	14:40.252	32.030	0.197	72.85	2:24.251	3
10	147	Thomas WATSON	Suzuki - Motorsportdays.com TEA Time Racing	6	14:40.977	32.755	0.725	72.79	2:23.907	5
11	97	Jake PACKHAM	Suzuki -	6	14:41.694	33.472	0.717	72.73	2:22.836	6
12	444	Mark WILLIAMS	Suzuki - F.C.L MOTORCYCLES	6	14:41.926	33.704	0.232	72.71	2:23.487	5
13	19	Kevin LILLEY	Suzuki - Vanson Leathers	6	14:42.737	34.515	0.811	72.64	2:24.525	4
14	22	Darren DOWDS	Suzuki - sublime designs racing	6	14:43.650	35.428	0.913	72.57	2:24.056	6
15	35	Tyler WALSH	Suzuki - GBR Powerlines	6	14:48.564	40.342	4.914	72.17	2:24.757	5
16	12	Vince BUTLER	Suzuki -	6	15:02.836	54.614	14.272	71.03	2:27.168	6
17	81	Malvern MAY	Suzuki -	6	15:04.440	56.218	1.604	70.90	2:26.474	6
18	48	Shaun WALLIS	Suzuki - Watling Tyres	6	15:07.454	59.232	3.014	70.66	2:27.311	6
19	24	Alex SIMMONS	Suzuki - Westcountry Windings	6	15:08.003	59.781	0.549	70.62	2:27.573	6
20	32	Chris THAY	Suzuki - Scell-it uk	6	15:08.066	59.844	0.063	70.62	2:28.075	6
21	5	Barry MANTELL	Suzuki - Swedish car connection	6	15:16.627	1:08.405	8.561	69.96	2:30.195	5
22	23	Claire BECKETT	Suzuki -	6	15:17.566	1:09.344	0.939	69.88	2:28.279	5
23	16	Geoff LANSDELL	Suzuki - EPG Domestic	6	15:25.417	1:17.195	7.851	69.29	2:31.402	5
24	66	Mark SMITH	Suzuki - Nick&Brian Scott fisheries	6	15:32.935	1:24.713	7.518	68.73	2:31.432	5
25	37	Stephen WILSON	Suzuki -	6	15:34.280	1:26.058	1.345	68.63	2:31.888	5
26	139	Antony COPLEY	Suzuki -	5	13:15.204	1 Lap	1 Lap	67.20	2:33.682	5
27	67	Mike DEVALL	Suzuki -	5	13:16.108	1 Lap	0.904	67.12	2:35.557	5
28	30	Andrew PLAYLE	Suzuki - HP Racing	5	13:24.249	1 Lap	8.141	66.44	2:37.402	5
29	25	Harrison DAY	Suzuki -	5	13:36.369	1 Lap	12.120	65.46	2:40.088	5
30	143	Robert DAVIE	Suzuki -	5	13:52.984	1 Lap	16.615	64.15	2:42.470	5

NOT CLASSIFIED

DNF	51	Theo RUTTER	Suzuki - Sublime Designs Racing/RRC	6	14:36.618	28.396	0.000	73.15	2:22.431	6
DNF	140	Daniel SALES	Suzuki -	6	14:42.437	34.215	5.819	72.67	2:22.939	6
DNF	84	Ricardo BRANCO	Suzuki -	5	12:14.800	1 Lap	1 Lap	72.72	2:24.332	5

FASTEST LAP

118 James PLUMMER Suzuki - 5 2:18.614 77.10 mph 124.09 kph

Race stopped
90% of Race Speed = 68.04 mph

Snetterton 300
Circuit Length = 2.9689 miles
Start: 16:40 Flag 16:54 End: 16:57

Weather / Track : Cloudy / Wet

These results are provisional until the conclusion of any judicial and technical matters.

Clerk Of Course :	Timekeeper :
-------------------	--------------

Results can be found at www.tsl-timing.com

Printed - 17:03 Saturday, 17 September 2016



BMCRC - MRO Championships 2016 - Rnd 9 @ Snetterton 300

MRO Minitwins

RACE 7 - LAP CHART

LAP 1 @ 16:43:12.578

NO	BEHIND	LAP TIME
26		2:28.170
118	0.014	2:28.184
68	1.057	2:29.227
199	1.295	2:29.465
111	2.910	2:31.080
93	3.324	2:31.494
84	4.474	2:32.644
7	4.488	2:32.658
51	5.451	2:33.621
444	5.811	2:33.981
124	6.516	2:34.686
21	7.621	2:35.791
19	7.823	2:35.993
140	7.905	2:36.075
22	8.603	2:36.773
147	9.055	2:37.225
97	9.272	2:37.442
35	10.204	2:38.374
12	10.243	2:38.413
81	11.622	2:39.792
5	13.055	2:41.225
32	13.718	2:41.888
48	13.804	2:41.974
16	14.602	2:42.772
24	14.834	2:43.004
23	16.139	2:44.309
67	19.060	2:47.230
37	19.108	2:47.278
66	19.580	2:47.750
25	22.629	2:50.799
139	23.468	2:51.638
30	23.912	2:52.082
143	27.949	2:56.119

LAP 2 @ 16:45:33.560

NO	BEHIND	LAP TIME
118		2:20.968
26	0.814	2:21.796
199	1.519	2:21.206
68	3.839	2:23.764
111	5.769	2:23.841
93	6.307	2:23.965
7	9.621	2:26.115
84	9.642	2:26.150
51	10.624	2:26.155
444	11.520	2:26.691
124	12.180	2:26.646
140	12.591	2:25.668
19	13.068	2:26.227
21	13.233	2:26.594
147	13.488	2:25.415
22	13.834	2:26.213
97	14.965	2:26.675
35	16.152	2:26.930
12	19.652	2:30.391
81	20.651	2:30.011
5	23.270	2:31.197
32	23.613	2:30.877
48	24.049	2:31.227
24	24.254	2:30.402
16	25.761	2:32.141
23	26.840	2:31.683

LAP 3 @ 16:47:53.813

NO	BEHIND	LAP TIME
118		2:20.253
199	1.873	2:20.607
26	2.051	2:21.490
68	7.068	2:23.482
93	8.468	2:22.414
111	9.026	2:23.510
7	13.737	2:24.369
84	14.633	2:25.244
51	14.976	2:24.605
124	16.939	2:25.012
21	17.231	2:24.251
140	17.811	2:25.473
19	18.220	2:25.405
444	18.565	2:27.298
147	18.799	2:25.564
22	19.155	2:25.574
97	19.539	2:24.827
35	21.428	2:25.529
12	29.016	2:29.617
81	29.690	2:29.292
32	32.682	2:29.322
24	34.302	2:30.301
5	34.680	2:31.663
48	34.735	2:30.939
16	37.846	2:32.338
23	38.741	2:32.154
66	46.889	2:33.462
37	47.931	2:33.612
67	54.760	2:37.651
139	57.771	2:36.896
30	59.697	2:37.731
25	1:05.809	2:42.263
143	1:16.862	2:45.287

LAP 4 @ 16:50:15.006

NO	BEHIND	LAP TIME
118		2:21.193
199	0.940	2:20.260
26	1.493	2:20.635
93	9.338	2:22.063
68	10.090	2:24.215
111	10.226	2:22.393
7	16.486	2:23.942
84	19.870	2:26.430
51	20.208	2:26.425
21	20.524	2:24.486
124	20.912	2:25.166
19	21.552	2:24.525
147	22.430	2:24.824
140	22.457	2:25.839
444	22.921	2:25.549
97	24.142	2:25.796
22	24.575	2:26.613
35	25.109	2:24.874

12	36.359	2:28.536
81	38.413	2:29.916
32	41.176	2:29.687
48	42.057	2:28.515
24	42.165	2:29.056
5	44.041	2:30.554
23	46.984	2:29.436
16	49.036	2:32.383
66	59.065	2:33.369
37	59.502	2:32.764
67	1:09.953	2:36.386
139	1:10.924	2:34.346
30	1:16.249	2:37.745
25	1:25.683	2:41.067
143	1:39.916	2:44.247

LAP 5 @ 16:52:33.620

NO	BEHIND	LAP TIME
118		2:18.614
199	1.655	2:19.329
26	3.502	2:20.623
93	12.857	2:22.133
111	13.106	2:21.494
68	14.410	2:22.934
7	20.996	2:23.124
51	24.975	2:23.381
84	25.588	2:24.332
124	26.467	2:24.169
21	26.756	2:24.846
147	27.723	2:23.907
444	27.794	2:23.487
19	27.812	2:24.874
97	29.646	2:24.118
140	30.286	2:26.443
22	30.382	2:24.421
35	31.252	2:24.757
12	46.456	2:28.711
81	48.754	2:28.955
32	50.779	2:28.217
48	50.931	2:27.488
24	51.218	2:27.667
5	55.622	2:30.195
23	56.649	2:28.279
16	1:01.824	2:31.402
66	1:11.883	2:31.432
37	1:12.776	2:31.888
139	1:25.992	2:33.682
67	1:26.896	2:35.557
30	1:35.037	2:37.402
25	1:47.157	2:40.088
143	2:03.772	2:42.470

LAP 6 @ 16:54:52.630

NO	BEHIND	LAP TIME
118		2:19.010
199	1.549	2:18.904
26	6.065	2:21.573
93	16.696	2:22.849
111	16.746	2:22.650
68	18.659	2:23.259
7	24.641	2:22.655
51	28.396	2:22.431
124	31.833	2:24.376
21	32.030	2:24.284

147	32.755	2:24.042
97	33.472	2:22.836
444	33.704	2:24.920
140	34.215	2:22.939
19	34.515	2:25.713
22	35.428	2:24.056
35	40.342	2:28.100
12	54.614	2:27.168
81	56.218	2:26.474
48	59.232	2:27.311
24	59.781	2:27.573
32	59.844	2:28.075
5	1:08.405	2:31.793
23	1:09.344	2:31.705
16	1:17.195	2:34.381
66	1:24.713	2:31.840
37	1:26.058	2:32.292

Weather / Track : Cloudy / Wet

Results can be found at www.tsl-timing.com

Snetterton 300

Circuit Length = 2.9689 miles

Start: 16:40 Flag 16:54 End: 16:57

Printed - 17:04 Saturday, 17 September 2016

BMCRC - MRO Championships 2016 - Rnd 9 @ Snetterton 300

MRO Minitwins

RACE 7 - SECTOR ANALYSIS

SECTOR 1 = FL to I1, SECTOR 2 = I1 to FL, DIFF = Difference To Personal Best Lap

P1 118		James PLUMMER		Suzuki -		
IDEAL LAP TIME : 2:18.585		BEST LAP TIME : 2:18.614		DIFFERENCE : 0.029		
LAP	SECTOR 1	SECTOR 2	LAP TIME	MPH	DIFF	TIME OF DAY
1 -		46.774	2:28.184	72.12	9.570	16:43:12.592
2 -	1:33.900	47.068	2:20.968	75.81	2.354	16:45:33.560
3 -	1:33.547	46.706	2:20.253 (3)	76.20	1.639	16:47:53.813
4 -	1:33.944	47.249	2:21.193	75.69	2.579	16:50:15.006
5 -	1:32.187	46.427	2:18.614 (1)	77.10		16:52:33.620
6 -	1:32.612	46.398	2:19.010 (2)	76.88	0.396	16:54:52.630

P2 199		Lloyd COLLINS		Suzuki - Warren Drives		
IDEAL LAP TIME : 2:18.877		BEST LAP TIME : 2:18.904		DIFFERENCE : 0.027		
LAP	SECTOR 1	SECTOR 2	LAP TIME	MPH	DIFF	TIME OF DAY
1 -		47.709	2:29.465	71.50	10.561	16:43:13.873
2 -	1:33.915	47.291	2:21.206	75.69	2.302	16:45:35.079
3 -	1:33.168	47.439	2:20.607	76.01	1.703	16:47:55.686
4 -	1:32.895	47.365	2:20.260 (3)	76.20	1.356	16:50:15.946
5 -	1:32.706	46.623	2:19.329 (2)	76.71	0.425	16:52:35.275
6 -	1:32.254	46.650	2:18.904 (1)	76.94		16:54:54.179

P3 26		Glynn DAVIES		Suzuki -		
IDEAL LAP TIME : 2:20.347		BEST LAP TIME : 2:20.623		DIFFERENCE : 0.276		
LAP	SECTOR 1	SECTOR 2	LAP TIME	MPH	DIFF	TIME OF DAY
1 -		46.894	2:28.170	72.13	7.547	16:43:12.578
2 -	1:34.451	47.345	2:21.796	75.37	1.173	16:45:34.374
3 -	1:33.664	47.826	2:21.490 (3)	75.53	0.867	16:47:55.864
4 -	1:33.617	47.018	2:20.635 (2)	75.99	0.012	16:50:16.499
5 -	1:33.453	47.170	2:20.623 (1)	76.00		16:52:37.122
6 -	1:34.024	47.549	2:21.573	75.49	0.950	16:54:58.695

P4 93		Jack WALLIS		Suzuki - Grumpdad and Watling Tyres		
IDEAL LAP TIME : 2:22.016		BEST LAP TIME : 2:22.063		DIFFERENCE : 0.047		
LAP	SECTOR 1	SECTOR 2	LAP TIME	MPH	DIFF	TIME OF DAY
1 -		49.083	2:31.494	70.55	9.431	16:43:15.902
2 -	1:36.034	47.931	2:23.965	74.24	1.902	16:45:39.867
3 -	1:34.765	47.649	2:22.414 (3)	75.04	0.351	16:48:02.281
4 -	1:34.379	47.684	2:22.063 (1)	75.23		16:50:24.344
5 -	1:34.496	47.637	2:22.133 (2)	75.19	0.070	16:52:46.477
6 -	1:35.151	47.698	2:22.849	74.82	0.786	16:55:09.326

P5 111		Ryan FOLKES		Suzuki - Carl Harrison Motorcycle Services		
IDEAL LAP TIME : 2:21.400		BEST LAP TIME : 2:21.494		DIFFERENCE : 0.094		
LAP	SECTOR 1	SECTOR 2	LAP TIME	MPH	DIFF	TIME OF DAY
1 -		48.530	2:31.080	70.74	9.586	16:43:15.488
2 -	1:35.794	48.047	2:23.841	74.30	2.347	16:45:39.329
3 -	1:35.686	47.824	2:23.510	74.47	2.016	16:48:02.839
4 -	1:34.644	47.749	2:22.393 (2)	75.06	0.899	16:50:25.232
5 -	1:33.654	47.840	2:21.494 (1)	75.53		16:52:46.726
6 -	1:34.904	47.746	2:22.650 (3)	74.92	1.156	16:55:09.376

P6 68		Thomas EUSTACE		Suzuki - More moto/sublime designs		
IDEAL LAP TIME : 2:22.550		BEST LAP TIME : 2:22.934		DIFFERENCE : 0.384		
LAP	SECTOR 1	SECTOR 2	LAP TIME	MPH	DIFF	TIME OF DAY
1 -		47.764	2:29.227	71.62	6.293	16:43:13.635
2 -	1:35.746	48.018	2:23.764	74.34	0.830	16:45:37.399
3 -	1:35.400	48.082	2:23.482 (3)	74.49	0.548	16:48:00.881
4 -	1:35.738	48.477	2:24.215	74.11	1.281	16:50:25.096
5 -	1:35.134	47.800	2:22.934 (1)	74.77		16:52:48.030

Weather / Track : Cloudy / Wet

Snetterton 300

Circuit Length = 2.9689 miles

Start: 16:40 Flag 16:54 End: 16:57

BMCRC - MRO Championships 2016 - Rnd 9 @ Snetterton 300

MRO Minitwins

RACE 7 - SECTOR ANALYSIS

SECTOR 1 = FL to I1, SECTOR 2 = I1 to FL, DIFF = Difference To Personal Best Lap

6 - 1:35.843 **47.416** 2:23.259 (2) 74.60 0.325 16:55:11.289

P7 7		Richard HICKLING		Suzuki - Think Cars / Rising Damp			
IDEAL LAP TIME : 2:22.655		BEST LAP TIME : 2:22.655		DIFFERENCE : 0.000			
LAP	SECTOR 1	SECTOR 2	LAP TIME	MPH	DIFF	TIME OF DAY	
1 -		48.713	2:32.658	70.01	10.003	16:43:17.066	
2 -	1:37.234	48.881	2:26.115	73.14	3.460	16:45:43.181	
3 -	1:36.012	48.357	2:24.369	74.03	1.714	16:48:07.550	
4 -	1:35.772	48.170	2:23.942 (3)	74.25	1.287	16:50:31.492	
5 -	1:35.053	48.071	2:23.124 (2)	74.67	0.469	16:52:54.616	
6 -	1:35.016	47.639	2:22.655 (1)	74.92		16:55:17.271	

P8 124		Kurtis BUTLER		Suzuki - PGVM / 3vk			
IDEAL LAP TIME : 2:24.046		BEST LAP TIME : 2:24.169		DIFFERENCE : 0.123			
LAP	SECTOR 1	SECTOR 2	LAP TIME	MPH	DIFF	TIME OF DAY	
1 -		49.180	2:34.686	69.09	10.517	16:43:19.094	
2 -	1:37.386	49.260	2:26.646	72.88	2.477	16:45:45.740	
3 -	1:36.054	48.958	2:25.012 (3)	73.70	0.843	16:48:10.752	
4 -	1:36.244	48.922	2:25.166	73.62	0.997	16:50:35.918	
5 -	1:35.675	48.494	2:24.169 (1)	74.13		16:53:00.087	
6 -	1:36.005	48.371	2:24.376 (2)	74.02	0.207	16:55:24.463	

P9 21		Carl MITCHELL		Suzuki - HB REAVIS Erith Group RPM			
IDEAL LAP TIME : 2:23.167		BEST LAP TIME : 2:24.251		DIFFERENCE : 1.084			
LAP	SECTOR 1	SECTOR 2	LAP TIME	MPH	DIFF	TIME OF DAY	
1 -		49.397	2:35.791	68.60	11.540	16:43:20.199	
2 -	1:36.438	50.156	2:26.594	72.90	2.343	16:45:46.793	
3 -	1:35.284	48.967	2:24.251 (1)	74.09		16:48:11.044	
4 -	1:35.682	48.804	2:24.486 (3)	73.97	0.235	16:50:35.530	
5 -	1:36.963	47.883	2:24.846	73.78	0.595	16:53:00.376	
6 -	1:36.205	48.079	2:24.284 (2)	74.07	0.033	16:55:24.660	

P10 147		Thomas WATSON		Suzuki - Motorsportdays.com TEA Time Racing			
IDEAL LAP TIME : 2:23.514		BEST LAP TIME : 2:23.907		DIFFERENCE : 0.393			
LAP	SECTOR 1	SECTOR 2	LAP TIME	MPH	DIFF	TIME OF DAY	
1 -		50.182	2:37.225	67.97	13.318	16:43:21.633	
2 -	1:35.898	49.517	2:25.415	73.50	1.508	16:45:47.048	
3 -	1:36.473	49.091	2:25.564	73.42	1.657	16:48:12.612	
4 -	1:36.145	48.679	2:24.824 (3)	73.80	0.917	16:50:37.436	
5 -	1:35.348	48.559	2:23.907 (1)	74.27		16:53:01.343	
6 -	1:35.876	48.166	2:24.042 (2)	74.20	0.135	16:55:25.385	

P11 97		Jake PACKHAM		Suzuki -			
IDEAL LAP TIME : 2:22.677		BEST LAP TIME : 2:22.836		DIFFERENCE : 0.159			
LAP	SECTOR 1	SECTOR 2	LAP TIME	MPH	DIFF	TIME OF DAY	
1 -		50.097	2:37.442	67.88	14.606	16:43:21.850	
2 -	1:37.045	49.630	2:26.675	72.86	3.839	16:45:48.525	
3 -	1:36.302	48.525	2:24.827 (3)	73.79	1.991	16:48:13.352	
4 -	1:37.181	48.615	2:25.796	73.30	2.960	16:50:39.148	
5 -	1:35.017	49.101	2:24.118 (2)	74.16	1.282	16:53:03.266	
6 -	1:35.176	47.660	2:22.836 (1)	74.82		16:55:26.102	

P12 444		Mark WILLIAMS		Suzuki - F.C.L MOTORCYCLES			
IDEAL LAP TIME : 2:23.487		BEST LAP TIME : 2:23.487		DIFFERENCE : 0.000			
LAP	SECTOR 1	SECTOR 2	LAP TIME	MPH	DIFF	TIME OF DAY	
1 -		49.034	2:33.981	69.41	10.494	16:43:18.389	
2 -	1:37.619	49.072	2:26.691	72.86	3.204	16:45:45.080	
3 -	1:37.905	49.393	2:27.298	72.56	3.811	16:48:12.378	

Snetterton 300

Circuit Length = 2.9689 miles

Start: 16:40 Flag 16:54 End: 16:57

Weather / Track : Cloudy / Wet

BMCRC - MRO Championships 2016 - Rnd 9 @ Snetterton 300

MRO Minitwins

RACE 7 - SECTOR ANALYSIS

SECTOR 1 = FL to I1, SECTOR 2 = I1 to FL, DIFF = Difference To Personal Best Lap

4 -	1:37.781	47.768	2:25.549 (3)	73.43	2.062	16:50:37.927
5 -	1:35.834	47.653	2:23.487 (1)	74.48		16:53:01.414
6 -	1:37.098	47.822	2:24.920 (2)	73.75	1.433	16:55:26.334

P13 19	Kevin LILLEY		Suzuki - Vanson Leathers			
IDEAL LAP TIME : 2:24.358		BEST LAP TIME : 2:24.525	DIFFERENCE : 0.167			
LAP	SECTOR 1	SECTOR 2	LAP TIME	MPH	DIFF	TIME OF DAY
1 -		49.505	2:35.993	68.51	11.468	16:43:20.401
2 -	1:37.206	49.021	2:26.227	73.09	1.702	16:45:46.628
3 -	1:36.672	48.733	2:25.405 (3)	73.50	0.880	16:48:12.033
4 -	1:36.255	48.270	2:24.525 (1)	73.95		16:50:36.558
5 -	1:36.771	48.103	2:24.874 (2)	73.77	0.349	16:53:01.432
6 -	1:36.420	49.293	2:25.713	73.35	1.188	16:55:27.145

P14 22	Darren DOWDS		Suzuki - sublime designs racing			
IDEAL LAP TIME : 2:23.899		BEST LAP TIME : 2:24.056	DIFFERENCE : 0.157			
LAP	SECTOR 1	SECTOR 2	LAP TIME	MPH	DIFF	TIME OF DAY
1 -		50.375	2:36.773	68.17	12.717	16:43:21.181
2 -	1:36.925	49.288	2:26.213	73.09	2.157	16:45:47.394
3 -	1:36.841	48.733	2:25.574 (3)	73.42	1.518	16:48:12.968
4 -	1:37.828	48.785	2:26.613	72.89	2.557	16:50:39.581
5 -	1:35.575	48.846	2:24.421 (2)	74.00	0.365	16:53:04.002
6 -	1:35.732	48.324	2:24.056 (1)	74.19		16:55:28.058

P15 35	Tyler WALSH		Suzuki - GBR Powerlines			
IDEAL LAP TIME : 2:24.465		BEST LAP TIME : 2:24.757	DIFFERENCE : 0.292			
LAP	SECTOR 1	SECTOR 2	LAP TIME	MPH	DIFF	TIME OF DAY
1 -		50.167	2:38.374	67.48	13.617	16:43:22.782
2 -	1:37.806	49.124	2:26.930	72.74	2.173	16:45:49.712
3 -	1:36.722	48.807	2:25.529 (3)	73.44	0.772	16:48:15.241
4 -	1:35.898	48.976	2:24.874 (2)	73.77	0.117	16:50:40.115
5 -	1:35.658	49.099	2:24.757 (1)	73.83		16:53:04.872
6 -	1:37.524	50.576	2:28.100	72.16	3.343	16:55:32.972

P16 12	Vince BUTLER		Suzuki -			
IDEAL LAP TIME : 2:27.121		BEST LAP TIME : 2:27.168	DIFFERENCE : 0.047			
LAP	SECTOR 1	SECTOR 2	LAP TIME	MPH	DIFF	TIME OF DAY
1 -		51.326	2:38.413	67.46	11.245	16:43:22.821
2 -	1:39.828	50.563	2:30.391	71.06	3.223	16:45:53.212
3 -	1:39.364	50.253	2:29.617	71.43	2.449	16:48:22.829
4 -	1:38.356	50.180	2:28.536 (2)	71.95	1.368	16:50:51.365
5 -	1:39.202	49.509	2:28.711 (3)	71.87	1.543	16:53:20.076
6 -	1:38.403	48.765	2:27.168 (1)	72.62		16:55:47.244

P17 81	Malvern MAY		Suzuki -			
IDEAL LAP TIME : 2:25.894		BEST LAP TIME : 2:26.474	DIFFERENCE : 0.580			
LAP	SECTOR 1	SECTOR 2	LAP TIME	MPH	DIFF	TIME OF DAY
1 -		50.188	2:39.792	66.88	13.318	16:43:24.200
2 -	1:39.386	50.625	2:30.011	71.24	3.537	16:45:54.211
3 -	1:39.573	49.719	2:29.292 (3)	71.59	2.818	16:48:23.503
4 -	1:39.462	50.454	2:29.916	71.29	3.442	16:50:53.419
5 -	1:40.520	48.435	2:28.955 (2)	71.75	2.481	16:53:22.374
6 -	1:37.459	49.015	2:26.474 (1)	72.96		16:55:48.848

P18 48	Shaun WALLIS		Suzuki - Watling Tyres			
IDEAL LAP TIME : 2:26.536		BEST LAP TIME : 2:27.311	DIFFERENCE : 0.775			
LAP	SECTOR 1	SECTOR 2	LAP TIME	MPH	DIFF	TIME OF DAY
1 -		51.773	2:41.974	65.98	14.663	16:43:26.382

Weather / Track : Cloudy / Wet

Snetterton 300
Circuit Length = 2.9689 miles
Start: 16:40 Flag 16:54 End: 16:57

BMCRC - MRO Championships 2016 - Rnd 9 @ Snetterton 300

MRO Minitwins

RACE 7 - SECTOR ANALYSIS

SECTOR 1 = FL to I1, SECTOR 2 = I1 to FL, DIFF = Difference To Personal Best Lap

2 -	1:39.829	51.398	2:31.227	70.67	3.916	16:45:57.609
3 -	1:40.268	50.671	2:30.939	70.81	3.628	16:48:28.548
4 -	1:38.337	50.178	2:28.515 (3)	71.96	1.204	16:50:57.063
5 -	1:37.866	49.622	2:27.488 (2)	72.46	0.177	16:53:24.551
6 -	1:36.914	50.397	2:27.311 (1)	72.55		16:55:51.862

P19 24 Alex SIMMONS			Suzuki - Westcountry Windings			
IDEAL LAP TIME : 2:27.094		BEST LAP TIME : 2:27.573		DIFFERENCE : 0.479		
LAP	SECTOR 1	SECTOR 2	LAP TIME	MPH	DIFF	TIME OF DAY
1 -		50.326	2:43.004	65.56	15.431	16:43:27.412
2 -	1:39.918	50.484	2:30.402	71.06	2.829	16:45:57.814
3 -	1:39.712	50.589	2:30.301	71.11	2.728	16:48:28.115
4 -	1:39.675	49.381	2:29.056 (3)	71.70	1.483	16:50:57.171
5 -	1:38.334	49.333	2:27.667 (2)	72.37	0.094	16:53:24.838
6 -	1:37.761	49.812	2:27.573 (1)	72.42		16:55:52.411

P20 32 Chris THAY			Suzuki - Scell-it uk			
IDEAL LAP TIME : 2:27.960		BEST LAP TIME : 2:28.075		DIFFERENCE : 0.115		
LAP	SECTOR 1	SECTOR 2	LAP TIME	MPH	DIFF	TIME OF DAY
1 -		51.544	2:41.888	66.02	13.813	16:43:26.296
2 -	1:39.957	50.920	2:30.877	70.83	2.802	16:45:57.173
3 -	1:39.284	50.038	2:29.322 (3)	71.57	1.247	16:48:26.495
4 -	1:39.817	49.870	2:29.687	71.40	1.612	16:50:56.182
5 -	1:38.364	49.853	2:28.217 (2)	72.11	0.142	16:53:24.399
6 -	1:38.107	49.968	2:28.075 (1)	72.18		16:55:52.474

P21 5 Barry MANTELL			Suzuki - Swedish car connection			
IDEAL LAP TIME : 2:30.050		BEST LAP TIME : 2:30.195		DIFFERENCE : 0.145		
LAP	SECTOR 1	SECTOR 2	LAP TIME	MPH	DIFF	TIME OF DAY
1 -		51.219	2:41.225	66.29	11.030	16:43:25.633
2 -	1:40.550	50.647	2:31.197 (3)	70.68	1.002	16:45:56.830
3 -	1:41.056	50.607	2:31.663	70.47	1.468	16:48:28.493
4 -	1:40.361	50.193	2:30.554 (2)	70.99	0.359	16:50:59.047
5 -	1:39.857	50.338	2:30.195 (1)	71.16		16:53:29.242
6 -	1:41.088	50.705	2:31.793	70.41	1.598	16:56:01.035

P22 23 Claire BECKETT			Suzuki -			
IDEAL LAP TIME : 2:28.279		BEST LAP TIME : 2:28.279		DIFFERENCE : 0.000		
LAP	SECTOR 1	SECTOR 2	LAP TIME	MPH	DIFF	TIME OF DAY
1 -		51.843	2:44.309	65.04	16.030	16:43:28.717
2 -	1:40.538	51.145	2:31.683 (3)	70.46	3.404	16:46:00.400
3 -	1:40.600	51.554	2:32.154	70.24	3.875	16:48:32.554
4 -	1:39.245	50.191	2:29.436 (2)	71.52	1.157	16:51:01.990
5 -	1:38.887	49.392	2:28.279 (1)	72.08		16:53:30.269
6 -	1:40.615	51.090	2:31.705	70.45	3.426	16:56:01.974

P23 16 Geoff LANSDSELL			Suzuki - EPG Domestic			
IDEAL LAP TIME : 2:31.371		BEST LAP TIME : 2:31.402		DIFFERENCE : 0.031		
LAP	SECTOR 1	SECTOR 2	LAP TIME	MPH	DIFF	TIME OF DAY
1 -		51.326	2:42.772	65.66	11.370	16:43:27.180
2 -	1:40.796	51.345	2:32.141 (2)	70.25	0.739	16:45:59.321
3 -	1:40.820	51.518	2:32.338 (3)	70.16	0.936	16:48:31.659
4 -	1:41.349	51.034	2:32.383	70.13	0.981	16:51:04.042
5 -	1:40.337	51.065	2:31.402 (1)	70.59		16:53:35.444
6 -	1:41.901	52.480	2:34.381	69.23	2.979	16:56:09.825

Weather / Track : Cloudy / Wet

Snetterton 300

Circuit Length = 2.9689 miles

Start: 16:40 Flag 16:54 End: 16:57

BMCRC - MRO Championships 2016 - Rnd 9 @ Snetterton 300

MRO Minitwins

RACE 7 - SECTOR ANALYSIS

SECTOR 1 = FL to I1, SECTOR 2 = I1 to FL, DIFF = Difference To Personal Best Lap

P24 66		Mark SMITH		Suzuki - Nick&Brian Scott fisheries		
IDEAL LAP TIME : 2:31.432		BEST LAP TIME : 2:31.432		DIFFERENCE : 0.000		
LAP	SECTOR 1	SECTOR 2	LAP TIME	MPH	DIFF	TIME OF DAY
1 -		51.101	2:47.750	63.71	16.318	16:43:32.158
2 -	1:43.673	51.409	2:35.082	68.91	3.650	16:46:07.240
3 -	1:41.425	52.037	2:33.462	69.64	2.030	16:48:40.702
4 -	1:42.289	51.080	2:33.369 (3)	69.68	1.937	16:51:14.071
5 -	1:40.581	50.851	2:31.432 (1)	70.58		16:53:45.503
6 -	1:40.861	50.979	2:31.840 (2)	70.39	0.408	16:56:17.343

P25 37		Stephen WILSON		Suzuki -		
IDEAL LAP TIME : 2:31.154		BEST LAP TIME : 2:31.888		DIFFERENCE : 0.734		
LAP	SECTOR 1	SECTOR 2	LAP TIME	MPH	DIFF	TIME OF DAY
1 -		52.142	2:47.278	63.89	15.390	16:43:31.686
2 -	1:44.964	51.482	2:36.446	68.31	4.558	16:46:08.132
3 -	1:42.373	51.239	2:33.612	69.57	1.724	16:48:41.744
4 -	1:41.901	50.863	2:32.764 (3)	69.96	0.876	16:51:14.508
5 -	1:41.364	50.524	2:31.888 (1)	70.36		16:53:46.396
6 -	1:42.502	49.790	2:32.292 (2)	70.18	0.404	16:56:18.688

P26 139		Antony COPLEY		Suzuki -		
IDEAL LAP TIME : 2:33.542		BEST LAP TIME : 2:33.682		DIFFERENCE : 0.140		
LAP	SECTOR 1	SECTOR 2	LAP TIME	MPH	DIFF	TIME OF DAY
1 -		53.943	2:51.638	62.27	17.956	16:43:36.046
2 -	1:46.577	52.065	2:38.642	67.37	4.960	16:46:14.688
3 -	1:45.198	51.698	2:36.896 (3)	68.12	3.214	16:48:51.584
4 -	1:43.556	50.790	2:34.346 (2)	69.24	0.664	16:51:25.930
5 -	1:42.752	50.930	2:33.682 (1)	69.54		16:53:59.612

P27 67		Mike DEVALL		Suzuki -		
IDEAL LAP TIME : 2:35.347		BEST LAP TIME : 2:35.557		DIFFERENCE : 0.210		
LAP	SECTOR 1	SECTOR 2	LAP TIME	MPH	DIFF	TIME OF DAY
1 -		53.229	2:47.230	63.91	11.673	16:43:31.638
2 -	1:46.441	52.843	2:39.284	67.10	3.727	16:46:10.922
3 -	1:45.661	51.990	2:37.651 (3)	67.79	2.094	16:48:48.573
4 -	1:43.982	52.404	2:36.386 (2)	68.34	0.829	16:51:24.959
5 -	1:43.357	52.200	2:35.557 (1)	68.70		16:54:00.516

P28 30		Andrew PLAYLE		Suzuki - HP Racing		
IDEAL LAP TIME : 2:37.370		BEST LAP TIME : 2:37.402		DIFFERENCE : 0.032		
LAP	SECTOR 1	SECTOR 2	LAP TIME	MPH	DIFF	TIME OF DAY
1 -		55.072	2:52.082	62.11	14.680	16:43:36.490
2 -	1:46.137	53.152	2:39.289	67.09	1.887	16:46:15.779
3 -	1:44.701	53.030	2:37.731 (2)	67.76	0.329	16:48:53.510
4 -	1:44.617	53.128	2:37.745 (3)	67.75	0.343	16:51:31.255
5 -	1:44.340	53.062	2:37.402 (1)	67.90		16:54:08.657

P29 25		Harrison DAY		Suzuki -		
IDEAL LAP TIME : 2:39.740		BEST LAP TIME : 2:40.088		DIFFERENCE : 0.348		
LAP	SECTOR 1	SECTOR 2	LAP TIME	MPH	DIFF	TIME OF DAY
1 -		54.128	2:50.799	62.57	10.711	16:43:35.207
2 -	1:47.489	54.663	2:42.152 (3)	65.91	2.064	16:46:17.359
3 -	1:47.771	54.492	2:42.263	65.86	2.175	16:48:59.622
4 -	1:47.286	53.781	2:41.067 (2)	66.35	0.979	16:51:40.689
5 -	1:45.991	54.097	2:40.088 (1)	66.76		16:54:20.777

Weather / Track : Cloudy / Wet

Snetterton 300
Circuit Length = 2.9689 miles
Start: 16:40 Flag 16:54 End: 16:57

BMCRC - MRO Championships 2016 - Rnd 9 @ Snetterton 300

MRO Minitwins

RACE 7 - SECTOR ANALYSIS

SECTOR 1 = FL to I1, SECTOR 2 = I1 to FL, DIFF = Difference To Personal Best Lap

P30 143		Robert DAVIE		Suzuki -		
IDEAL LAP TIME : 2:42.470		BEST LAP TIME : 2:42.470		DIFFERENCE : 0.000		
LAP	SECTOR 1	SECTOR 2	LAP TIME	MPH	DIFF	TIME OF DAY
1 -		55.936	2:56.119	60.68	13.649	16:43:40.527
2 -	1:49.014	55.847	2:44.861 (3)	64.83	2.391	16:46:25.388
3 -	1:49.992	55.295	2:45.287	64.66	2.817	16:49:10.675
4 -	1:49.600	54.647	2:44.247 (2)	65.07	1.777	16:51:54.922
5 -	1:48.497	53.973	2:42.470 (1)	65.78		16:54:37.392

P31 51		Theo RUTTER		Suzuki - Sublime Designs Racing/RRC		
IDEAL LAP TIME : 2:22.431		BEST LAP TIME : 2:22.431		DIFFERENCE : 0.000		
LAP	SECTOR 1	SECTOR 2	LAP TIME	MPH	DIFF	TIME OF DAY
1 -		49.504	2:33.621	69.57	11.190	16:43:18.029
2 -	1:36.644	49.511	2:26.155	73.12	3.724	16:45:44.184
3 -	1:36.079	48.526	2:24.605 (3)	73.91	2.174	16:48:08.789
4 -	1:37.324	49.101	2:26.425	72.99	3.994	16:50:35.214
5 -	1:35.392	47.989	2:23.381 (2)	74.54	0.950	16:52:58.595
6 -	1:34.831	47.600	2:22.431 (1)	75.04		16:55:21.026

P32 140		Daniel SALES		Suzuki -		
IDEAL LAP TIME : 2:22.939		BEST LAP TIME : 2:22.939		DIFFERENCE : 0.000		
LAP	SECTOR 1	SECTOR 2	LAP TIME	MPH	DIFF	TIME OF DAY
1 -		49.656	2:36.075	68.48	13.136	16:43:20.483
2 -	1:36.432	49.236	2:25.668 (3)	73.37	2.729	16:45:46.151
3 -	1:36.511	48.962	2:25.473 (2)	73.47	2.534	16:48:11.624
4 -	1:37.147	48.692	2:25.839	73.28	2.900	16:50:37.463
5 -	1:37.416	49.027	2:26.443	72.98	3.504	16:53:03.906
6 -	1:35.242	47.697	2:22.939 (1)	74.77		16:55:26.845

P33 84		Ricardo BRANCO		Suzuki -		
IDEAL LAP TIME : 2:24.132		BEST LAP TIME : 2:24.332		DIFFERENCE : 0.200		
LAP	SECTOR 1	SECTOR 2	LAP TIME	MPH	DIFF	TIME OF DAY
1 -		49.062	2:32.644	70.01	8.312	16:43:17.052
2 -	1:37.165	48.985	2:26.150 (3)	73.13	1.818	16:45:43.202
3 -	1:36.502	48.742	2:25.244 (2)	73.58	0.912	16:48:08.446
4 -	1:37.224	49.206	2:26.430	72.99	2.098	16:50:34.876
5 -	1:36.702	47.630	2:24.332 (1)	74.05		16:52:59.208

BMCRC - MRO Championships 2016 - Rnd 9 @ Snetterton 300

MRO Minitwins

RACE 7 - BEST SECTORS

SECTOR 1			SECTOR 2			IDEAL / BEST COMPARISON						
POS	NO	NAME	TIME	NO	NAME	TIME	POS	NO	NAME	IDEAL	BEST	DIFF
									PERFECT LAP	2:18.585		
1	118	PLUMMER	1:32.187	118	PLUMMER	46.398	1	118	PLUMMER	2:18.585	2:18.614	0.029
2	199	COLLINS	1:32.254	199	COLLINS	46.623	2	199	COLLINS	2:18.877	2:18.904	0.027
3	26	DAVIES	1:33.453	26	DAVIES	46.894	3	26	DAVIES	2:20.347	2:20.623	0.276
4	111	FOLKES	1:33.654	68	EUSTACE	47.416	4	111	FOLKES	2:21.400	2:21.494	0.094
5	93	WALLIS	1:34.379	51	RUTTER	47.600	5	93	WALLIS	2:22.016	2:22.063	0.047
6	51	RUTTER	1:34.831	84	BRANCO	47.630	6	51	RUTTER	2:22.431	2:22.431	0.000
7	7	HICKLING	1:35.016	93	WALLIS	47.637	7	68	EUSTACE	2:22.550	2:22.934	0.384
8	97	PACKHAM	1:35.017	7	HICKLING	47.639	8	7	HICKLING	2:22.655	2:22.655	0.000
9	68	EUSTACE	1:35.134	444	WILLIAMS	47.653	9	97	PACKHAM	2:22.677	2:22.836	0.159
10	140	SALES	1:35.242	97	PACKHAM	47.660	10	140	SALES	2:22.939	2:22.939	0.000
11	21	MITCHELL	1:35.284	140	SALES	47.697	11	21	MITCHELL	2:23.167	2:24.251	1.084
12	147	WATSON	1:35.348	111	FOLKES	47.746	12	444	WILLIAMS	2:23.487	2:23.487	0.000
13	22	DOWDS	1:35.575	21	MITCHELL	47.883	13	147	WATSON	2:23.514	2:23.907	0.393
14	35	WALSH	1:35.658	19	LILLEY	48.103	14	22	DOWDS	2:23.899	2:24.056	0.157
15	124	BUTLER	1:35.675	147	WATSON	48.166	15	124	BUTLER	2:24.046	2:24.169	0.123
16	444	WILLIAMS	1:35.834	22	DOWDS	48.324	16	84	BRANCO	2:24.132	2:24.332	0.200
17	19	LILLEY	1:36.255	124	BUTLER	48.371	17	19	LILLEY	2:24.358	2:24.525	0.167
18	84	BRANCO	1:36.502	81	MAY	48.435	18	35	WALSH	2:24.465	2:24.757	0.292
19	48	WALLIS	1:36.914	12	BUTLER	48.765	19	81	MAY	2:25.894	2:26.474	0.580
20	81	MAY	1:37.459	35	WALSH	48.807	20	48	WALLIS	2:26.536	2:27.311	0.775
21	24	SIMMONS	1:37.761	24	SIMMONS	49.333	21	24	SIMMONS	2:27.094	2:27.573	0.479
22	32	THAY	1:38.107	23	BECKETT	49.392	22	12	BUTLER	2:27.121	2:27.168	0.047
23	12	BUTLER	1:38.356	48	WALLIS	49.622	23	32	THAY	2:27.960	2:28.075	0.115
24	23	BECKETT	1:38.887	37	WILSON	49.790	24	23	BECKETT	2:28.279	2:28.279	0.000
25	5	MANTELL	1:39.857	32	THAY	49.853	25	5	MANTELL	2:30.050	2:30.195	0.145
26	16	LANSDELL	1:40.337	5	MANTELL	50.193	26	37	WILSON	2:31.154	2:31.888	0.734
27	66	SMITH	1:40.581	139	COPLEY	50.790	27	16	LANSDELL	2:31.371	2:31.402	0.031
28	37	WILSON	1:41.364	66	SMITH	50.851	28	66	SMITH	2:31.432	2:31.432	0.000
29	139	COPLEY	1:42.752	16	LANSDELL	51.034	29	139	COPLEY	2:33.542	2:33.682	0.140
30	67	DEVALL	1:43.357	67	DEVALL	51.990	30	67	DEVALL	2:35.347	2:35.557	0.210
31	30	PLAYLE	1:44.340	30	PLAYLE	53.030	31	30	PLAYLE	2:37.370	2:37.402	0.032
32	25	DAY	1:45.959	25	DAY	53.781	32	25	DAY	2:39.740	2:40.088	0.348
33	143	DAVIE	1:48.497	143	DAVIE	53.973	33	143	DAVIE	2:42.470	2:42.470	0.000

Weather / Track : Cloudy / Wet

Results can be found at www.tsl-timing.com

Snetterton 300

Circuit Length = 2.9689 miles

Start: 16:40 Flag 16:54 End: 16:57

Printed - 17:03 Saturday, 17 September 2016

BMCRC - MRO Championships 2016 - Rnd 9 @ Snetterton 300



MRO Minitwins

RACE 5 - CLASSIFICATION

POS	NO	NAME	ENTRY	LAPS	TIME	GAP	DIFF	MPH	BEST	ON
1	7	Richard HICKLING	Suzuki - Think Cars / Rising Damp	6	12:35.849			84.84	2:03.934	5
2	124	Kurtis BUTLER	Suzuki - PGVM / 3vk	6	12:36.391	0.542	0.542	84.78	2:04.038	4
3	26	Glynn DAVIES	Suzuki -	6	12:36.890	1.041	0.499	84.72	2:03.937	4
4	118	James PLUMMER	Suzuki -	6	12:49.868	14.019	12.978	83.29	2:06.116	6
5	35	Tyler WALSH	Suzuki - GBR Powerlines	6	13:02.821	26.972	12.953	81.91	2:07.420	3
6	22	Darren DOWDS	Suzuki - sublime designs racing	6	13:07.483	31.634	4.662	81.43	2:07.753	5
7	199	Lloyd COLLINS	Suzuki - Warren Drives	6	13:07.968	32.119	0.485	81.38	2:09.534	4
8	5	Barry MANTELL	Suzuki - Swedish car connection	6	13:11.634	35.785	3.666	81.00	2:09.855	5
9	93	Jack WALLIS	Suzuki - Grumpdad and Walling Tyres	6	13:12.696	36.847	1.062	80.89	2:10.233	5
10	86	Paul WITHERINGTON	Suzuki - P&R plumbing	6	13:12.933	37.084	0.237	80.87	2:08.824	6
11	97	Jake PACKHAM	Suzuki -	6	13:13.147	37.298	0.214	80.85	2:09.429	5
12	444	Mark WILLIAMS	Suzuki - F.C.L MOTORCYCLES	6	13:14.717	38.868	1.570	80.69	2:09.951	6
13	147	Thomas WATSON	Suzuki - Motorsportdays.com TEA Time Racing	6	13:15.876	40.027	1.159	80.57	2:10.129	5
14	48	Shaun WALLIS	Suzuki - Walling Tyres	6	13:15.921	40.072	0.045	80.57	2:10.121	5
15	19	Kevin LILLEY	Suzuki - Vanson Leathers	6	13:20.826	44.977	4.905	80.07	2:10.985	5
16	21	Carl MITCHELL	Suzuki - HB REAVIS Erith Group RPM	6	13:20.967	45.118	0.141	80.06	2:11.148	5
17	81	Malvern MAY	Suzuki -	6	13:35.821	59.972	14.854	78.60	2:11.905	3
18	33	Jack RUSSELL	Suzuki -	6	13:42.591	1:06.742	6.770	77.95	2:13.787	5
19	32	Chris THAY	Suzuki - Scell-it uk	6	13:42.974	1:07.125	0.383	77.92	2:15.429	6
20	66	Mark SMITH	Suzuki - Nick&Brian Scott fisheries	6	13:44.264	1:08.415	1.290	77.80	2:14.831	5
21	99	Ben CATT	Suzuki -	6	13:51.167	1:15.318	6.903	77.15	2:13.493	6
22	140	Daniel SALES	Suzuki -	6	13:52.899	1:17.050	1.732	76.99	2:15.080	6
23	37	Stephen WILSON	Suzuki -	6	14:01.194	1:25.345	8.295	76.23	2:17.166	5
24	84	Ricardo BRANCO	Suzuki -	6	14:01.322	1:25.473	0.128	76.22	2:18.389	6
25	139	Antony COPLEY	Suzuki -	6	14:12.248	1:36.399	10.926	75.24	2:19.890	3
26	23	Claire BECKETT	Suzuki -	6	14:13.059	1:37.210	0.811	75.17	2:19.895	5
27	25	Harrison DAY	Suzuki -	6	14:21.599	1:45.750	8.540	74.42	2:21.111	2
28	30	Andrew PLAYLE	Suzuki - HP Racing	6	14:53.958	2:18.109	32.359	71.73	2:25.466	6
29	143	Robert DAVIE	Suzuki -	6	14:54.731	2:18.882	0.773	71.67	2:26.743	5

NOT CLASSIFIED

DNF	68	Thomas EUSTACE	Suzuki - More moto/sublime designs	5	10:44.207	1 Lap	1 Lap	82.95	2:06.968	4
DNF	24	Alex SIMMONS	Suzuki - Westcountry Windings	1	2:21.091	5 Laps	4 Laps	75.75	2:21.091	1
DNF	12	Vince BUTLER	Suzuki -	0						
EX	111	Ryan FOLKES	Suzuki - Carl Harrison Motorcycle Services	0						

FASTEST LAP

7	Richard HICKLING	Suzuki - Think Cars / Rising Damp	5	2:03.934	86.24 mph	138.79 kph
---	------------------	-----------------------------------	---	----------	-----------	------------

No. 111 Disqualified for a technical infringement
90% of Race Speed = 76.35 mph

Snetterton 300

Circuit Length = 2.9689 miles

Start: 12:18 Flag 12:30 End: 12:33

Weather / Track : Cloudy / Dry

These results are provisional until the conclusion of any judicial and technical matters.

Clerk Of Course :	Timekeeper :
-------------------	--------------

Results can be found at www.tsl-timing.com

Printed - 13:47 Sunday, 18 September 2016



BMCRC - MRO Championships 2016 - Rnd 9 @ Snetterton 300

MRO Minitwins

RACE 5 - LAP CHART

LAP 1 @ 12:20:34.987

NO	BEHIND	LAP TIME
26		2:12.279
7	0.130	2:12.409
124	0.211	2:12.490
111	1.763	2:14.042
118	1.836	2:14.115
68	2.082	2:14.361
199	5.753	2:18.032
93	6.074	2:18.353
5	6.480	2:18.759
35	7.052	2:19.331
97	7.179	2:19.458
147	7.428	2:19.707
22	7.580	2:19.859
21	8.662	2:20.941
24	8.812	2:21.091
48	8.888	2:21.167
444	8.913	2:21.192
86	9.321	2:21.600
81	9.866	2:22.145
19	10.380	2:22.659
32	11.443	2:23.722
66	13.064	2:25.343
25	14.358	2:26.637
84	14.734	2:27.013
140	15.065	2:27.344
33	15.746	2:28.025
99	15.847	2:28.126
23	16.406	2:28.685
37	16.624	2:28.903
139	18.046	2:30.325
30	22.565	2:34.844
143	24.281	2:36.560

LAP 2 @ 12:22:40.601

NO	BEHIND	LAP TIME
7		2:05.484
124	0.027	2:05.430
26	0.616	2:06.230
118	3.877	2:07.655
111	4.643	2:08.494
68	4.690	2:08.222
35	9.828	2:08.390
199	11.002	2:10.863
93	11.913	2:11.453
5	12.524	2:11.658
22	13.506	2:11.540
97	13.971	2:12.406
444	14.203	2:10.904
147	14.313	2:12.499
86	15.967	2:12.260
48	15.978	2:12.704
21	16.479	2:13.431
19	17.168	2:12.402
81	18.448	2:14.196
32	21.463	2:15.634
66	23.904	2:16.454
33	26.096	2:15.964
84	27.935	2:18.815
140	28.211	2:18.760
99	28.281	2:18.048
25	29.855	2:21.111
37	30.374	2:19.364

Weather / Track : Cloudy / Dry

Results can be found at www.tsl-timing.com

23	31.785	2:20.993
139	32.780	2:20.348
30	44.833	2:27.882
143	46.095	2:27.428

LAP 3 @ 12:24:45.905

NO	BEHIND	LAP TIME
7		2:05.304
124	0.447	2:05.724
26	0.814	2:05.502
118	6.955	2:08.382
68	7.018	2:07.632
111	7.054	2:07.715
35	11.944	2:07.420
199	15.362	2:09.664
22	18.161	2:09.959
93	18.204	2:11.595
5	18.246	2:11.026
97	19.889	2:11.222
444	20.190	2:11.291
86	20.510	2:09.847
147	20.808	2:11.799
48	21.612	2:10.938
21	23.329	2:12.154
19	23.759	2:11.895
81	25.049	2:11.905
32	32.295	2:16.136
66	35.597	2:16.997
33	35.738	2:14.946
84	42.164	2:19.533
140	42.366	2:19.459
99	42.399	2:19.422
37	44.718	2:19.648
25	46.263	2:21.712
23	46.785	2:20.304
139	47.366	2:19.890
30	1:08.223	2:28.694
143	1:08.994	2:28.203

LAP 4 @ 12:26:50.254

NO	BEHIND	LAP TIME
7		2:04.349
124	0.136	2:04.038
26	0.402	2:03.937
118	8.848	2:06.242
111	9.065	2:06.360
68	9.637	2:06.968
35	15.269	2:07.674
199	20.547	2:09.534
22	23.798	2:09.986
5	23.799	2:09.902
93	24.520	2:10.665
444	25.854	2:10.013
97	26.662	2:11.122
86	26.919	2:10.758
147	27.598	2:11.139
48	27.981	2:10.718
21	30.279	2:11.299
19	30.868	2:11.458
81	34.535	2:13.835
32	43.983	2:16.037
33	46.591	2:15.202
66	46.888	2:15.640
140	54.940	2:16.923

99	55.351	2:17.301
84	56.700	2:18.885
37	57.848	2:17.479
139	1:03.682	2:20.665
25	1:05.044	2:23.130
23	1:05.646	2:23.210
30	1:32.300	2:28.426
143	1:32.783	2:28.138

LAP 5 @ 12:28:54.188

NO	BEHIND	LAP TIME
7		2:03.934
124	0.457	2:04.255
26	1.041	2:04.573
118	12.272	2:07.358
111	12.280	2:07.149
68	12.727	2:07.024
35	20.162	2:08.827
199	26.396	2:09.783
22	27.617	2:07.753
5	29.720	2:09.855
93	30.819	2:10.233
97	32.157	2:09.429
86	32.629	2:09.644
444	33.286	2:11.366
147	33.793	2:10.129
48	34.168	2:10.121
21	37.493	2:11.148
19	37.919	2:10.985
81	45.546	2:14.945
32	56.065	2:16.016
33	56.444	2:13.787
66	57.785	2:14.831
99	1:06.194	2:14.777
140	1:06.339	2:15.333
37	1:11.080	2:17.166
84	1:11.453	2:18.687
139	1:20.236	2:20.488
23	1:21.607	2:19.895
25	1:25.017	2:23.907
143	1:55.592	2:26.743
30	1:57.012	2:28.646

LAP 6 @ 12:30:58.557

NO	BEHIND	LAP TIME
7		2:04.369
124	0.542	2:04.454
26	1.041	2:04.369
111	14.008	2:06.097
118	14.019	2:06.116
35	26.972	2:11.179
22	31.634	2:08.386
199	32.119	2:10.092
5	35.785	2:10.434
93	36.847	2:10.397
86	37.084	2:08.824
97	37.298	2:09.510
444	38.868	2:09.951
147	40.027	2:10.603
48	40.072	2:10.273
19	44.977	2:11.427
21	45.118	2:11.994
81	59.972	2:18.795
33	1:06.742	2:14.667

32	1:07.125	2:15.429
66	1:08.415	2:14.999
99	1:15.318	2:13.493
140	1:17.050	2:15.080
37	1:25.345	2:18.634
84	1:25.473	2:18.389
139	1:36.399	2:20.532
23	1:37.210	2:19.972
25	1:45.750	2:25.102
30	2:18.109	2:25.466
143	2:18.882	2:27.659

Snetterton 300

Circuit Length = 2.9689 miles

Start: 12:18 Flag 12:30 End: 12:33

Printed - 12:36 Sunday, 18 September 2016

BMCRC - MRO Championships 2016 - Rnd 9 @ Snetterton 300

MRO Minitwins

RACE 5 - SECTOR ANALYSIS

SECTOR 1 = FL to I1, SECTOR 2 = I1 to FL, DIFF = Difference To Personal Best Lap

P1		7		Richard HICKLING		Suzuki - Think Cars / Rising Damp	
IDEAL LAP TIME : 2:03.934		BEST LAP TIME : 2:03.934		DIFFERENCE : 0.000			
LAP	SECTOR 1	SECTOR 2	LAP TIME	MPH	DIFF	TIME OF DAY	
1 -		41.780	2:12.409	80.71	8.475	12:20:35.117	
2 -	1:23.854	41.630	2:05.484	85.17	1.550	12:22:40.601	
3 -	1:23.888	41.416	2:05.304	85.29	1.370	12:24:45.905	
4 -	1:22.948	41.401	2:04.349 (2)	85.95	0.415	12:26:50.254	
5 -	1:22.841	41.093	2:03.934 (1)	86.24		12:28:54.188	
6 -	1:23.221	41.148	2:04.369 (3)	85.93	0.435	12:30:58.557	

P2		124		Kurtis BUTLER		Suzuki - PGVM / 3vk	
IDEAL LAP TIME : 2:03.878		BEST LAP TIME : 2:04.038		DIFFERENCE : 0.160			
LAP	SECTOR 1	SECTOR 2	LAP TIME	MPH	DIFF	TIME OF DAY	
1 -		41.798	2:12.490	80.67	8.452	12:20:35.198	
2 -	1:23.738	41.692	2:05.430	85.21	1.392	12:22:40.628	
3 -	1:24.120	41.604	2:05.724	85.01	1.686	12:24:46.352	
4 -	1:22.845	41.193	2:04.038 (1)	86.16		12:26:50.390	
5 -	1:23.222	41.033	2:04.255 (2)	86.01	0.217	12:28:54.645	
6 -	1:22.981	41.473	2:04.454 (3)	85.87	0.416	12:30:59.099	

P3		26		Glynn DAVIES		Suzuki -	
IDEAL LAP TIME : 2:03.937		BEST LAP TIME : 2:03.937		DIFFERENCE : 0.000			
LAP	SECTOR 1	SECTOR 2	LAP TIME	MPH	DIFF	TIME OF DAY	
1 -		42.379	2:12.279	80.79	8.342	12:20:34.987	
2 -	1:24.412	41.818	2:06.230	84.67	2.293	12:22:41.217	
3 -	1:24.127	41.375	2:05.502	85.16	1.565	12:24:46.719	
4 -	1:22.746	41.191	2:03.937 (1)	86.23		12:26:50.656	
5 -	1:23.112	41.461	2:04.573 (3)	85.79	0.636	12:28:55.229	
6 -	1:22.971	41.398	2:04.369 (2)	85.93	0.432	12:30:59.598	

P4		111		Ryan FOLKES		Suzuki - Carl Harrison Motorcyle Services	
IDEAL LAP TIME : 2:06.066		BEST LAP TIME : 2:06.097		DIFFERENCE : 0.031			
LAP	SECTOR 1	SECTOR 2	LAP TIME	MPH	DIFF	TIME OF DAY	
1 -		42.556	2:14.042	79.73	7.945	12:20:36.750	
2 -	1:25.486	43.008	2:08.494	83.17	2.397	12:22:45.244	
3 -	1:25.682	42.033	2:07.715	83.68	1.618	12:24:52.959	
4 -	1:24.353	42.007	2:06.360 (2)	84.58	0.263	12:26:59.319	
5 -	1:24.731	42.418	2:07.149 (3)	84.05	1.052	12:29:06.468	
6 -	1:24.384	41.713	2:06.097 (1)	84.76		12:31:12.565	

P5		118		James PLUMMER		Suzuki -	
IDEAL LAP TIME : 2:05.898		BEST LAP TIME : 2:06.116		DIFFERENCE : 0.218			
LAP	SECTOR 1	SECTOR 2	LAP TIME	MPH	DIFF	TIME OF DAY	
1 -		43.450	2:14.115	79.69	7.999	12:20:36.823	
2 -	1:25.357	42.298	2:07.655	83.72	1.539	12:22:44.478	
3 -	1:26.010	42.372	2:08.382	83.25	2.266	12:24:52.860	
4 -	1:24.369	41.873	2:06.242 (2)	84.66	0.126	12:26:59.102	
5 -	1:24.900	42.458	2:07.358 (3)	83.92	1.242	12:29:06.460	
6 -	1:24.587	41.529	2:06.116 (1)	84.74		12:31:12.576	

P6		35		Tyler WALSH		Suzuki - GBR Powerlines	
IDEAL LAP TIME : 2:07.420		BEST LAP TIME : 2:07.420		DIFFERENCE : 0.000			
LAP	SECTOR 1	SECTOR 2	LAP TIME	MPH	DIFF	TIME OF DAY	
1 -		43.768	2:19.331	76.70	11.911	12:20:42.039	
2 -	1:25.838	42.552	2:08.390 (3)	83.24	0.970	12:22:50.429	
3 -	1:25.049	42.371	2:07.420 (1)	83.88		12:24:57.849	
4 -	1:25.129	42.545	2:07.674 (2)	83.71	0.254	12:27:05.523	
5 -	1:25.782	43.045	2:08.827	82.96	1.407	12:29:14.350	

Weather / Track : Cloudy / Dry

Snetterton 300
Circuit Length = 2.9689 miles
Start: 12:18 Flag 12:30 End: 12:33

BMCRC - MRO Championships 2016 - Rnd 9 @ Snetterton 300

MRO Minitwins

RACE 5 - SECTOR ANALYSIS

SECTOR 1 = FL to I1, SECTOR 2 = I1 to FL, DIFF = Difference To Personal Best Lap

6 - 1:27.150 44.029 2:11.179 81.47 3.759 12:31:25.529

P7 22		Darren DOWDS		Suzuki - sublime designs racing		
IDEAL LAP TIME : 2:07.753		BEST LAP TIME : 2:07.753		DIFFERENCE : 0.000		
LAP	SECTOR 1	SECTOR 2	LAP TIME	MPH	DIFF	TIME OF DAY
1 -		43.625	2:19.859	76.42	12.106	12:20:42.567
2 -	1:27.619	43.921	2:11.540	81.25	3.787	12:22:54.107
3 -	1:25.919	44.040	2:09.959 (3)	82.24	2.206	12:25:04.066
4 -	1:26.914	43.072	2:09.986	82.22	2.233	12:27:14.052
5 -	1:25.038	42.715	2:07.753 (1)	83.66		12:29:21.805
6 -	1:25.190	43.196	2:08.386 (2)	83.24	0.633	12:31:30.191

P8 199		Lloyd COLLINS		Suzuki - Warren Drives		
IDEAL LAP TIME : 2:09.461		BEST LAP TIME : 2:09.534		DIFFERENCE : 0.073		
LAP	SECTOR 1	SECTOR 2	LAP TIME	MPH	DIFF	TIME OF DAY
1 -		44.149	2:18.032	77.43	8.498	12:20:40.740
2 -	1:27.228	43.635	2:10.863	81.67	1.329	12:22:51.603
3 -	1:26.389	43.275	2:09.664 (2)	82.42	0.130	12:25:01.267
4 -	1:26.186	43.348	2:09.534 (1)	82.51		12:27:10.801
5 -	1:26.489	43.294	2:09.783 (3)	82.35	0.249	12:29:20.584
6 -	1:26.415	43.677	2:10.092	82.15	0.558	12:31:30.676

P9 5		Barry MANTELL		Suzuki - Swedish car connection		
IDEAL LAP TIME : 2:09.391		BEST LAP TIME : 2:09.855		DIFFERENCE : 0.464		
LAP	SECTOR 1	SECTOR 2	LAP TIME	MPH	DIFF	TIME OF DAY
1 -		43.776	2:18.759	77.02	8.904	12:20:41.467
2 -	1:27.323	44.335	2:11.658	81.18	1.803	12:22:53.125
3 -	1:26.724	44.302	2:11.026	81.57	1.171	12:25:04.151
4 -	1:27.213	42.689	2:09.902 (2)	82.27	0.047	12:27:14.053
5 -	1:27.188	42.667	2:09.855 (1)	82.30		12:29:23.908
6 -	1:26.961	43.473	2:10.434 (3)	81.94	0.579	12:31:34.342

P10 93		Jack WALLIS		Suzuki - Grumpdad and Watling Tyres		
IDEAL LAP TIME : 2:10.233		BEST LAP TIME : 2:10.233		DIFFERENCE : 0.000		
LAP	SECTOR 1	SECTOR 2	LAP TIME	MPH	DIFF	TIME OF DAY
1 -		44.553	2:18.353	77.25	8.120	12:20:41.061
2 -	1:27.490	43.963	2:11.453	81.30	1.220	12:22:52.514
3 -	1:27.241	44.354	2:11.595	81.21	1.362	12:25:04.109
4 -	1:26.993	43.672	2:10.665 (3)	81.79	0.432	12:27:14.774
5 -	1:26.697	43.536	2:10.233 (1)	82.06		12:29:25.007
6 -	1:26.714	43.683	2:10.397 (2)	81.96	0.164	12:31:35.404

P11 86		Paul WITHERINGTON		Suzuki - P&R plumbing		
IDEAL LAP TIME : 2:08.824		BEST LAP TIME : 2:08.824		DIFFERENCE : 0.000		
LAP	SECTOR 1	SECTOR 2	LAP TIME	MPH	DIFF	TIME OF DAY
1 -		44.784	2:21.600	75.48	12.776	12:20:44.308
2 -	1:28.511	43.749	2:12.260	80.81	3.436	12:22:56.568
3 -	1:25.961	43.886	2:09.847 (3)	82.31	1.023	12:25:06.415
4 -	1:27.352	43.406	2:10.758	81.73	1.934	12:27:17.173
5 -	1:26.200	43.444	2:09.644 (2)	82.44	0.820	12:29:26.817
6 -	1:25.836	42.988	2:08.824 (1)	82.96		12:31:35.641

P12 97		Jake PACKHAM		Suzuki -		
IDEAL LAP TIME : 2:09.270		BEST LAP TIME : 2:09.429		DIFFERENCE : 0.159		
LAP	SECTOR 1	SECTOR 2	LAP TIME	MPH	DIFF	TIME OF DAY
1 -		44.792	2:19.458	76.63	10.029	12:20:42.166
2 -	1:27.933	44.473	2:12.406	80.72	2.977	12:22:54.572
3 -	1:27.318	43.904	2:11.222	81.45	1.793	12:25:05.794

Snetterton 300

Circuit Length = 2.9689 miles

Start: 12:18 Flag 12:30 End: 12:33

Weather / Track : Cloudy / Dry

BMCRC - MRO Championships 2016 - Rnd 9 @ Snetterton 300

MRO Minitwins

RACE 5 - SECTOR ANALYSIS

SECTOR 1 = FL to I1, SECTOR 2 = I1 to FL, DIFF = Difference To Personal Best Lap

4 -	1:27.965	43.157	2:11.122 (3)	81.51	1.693	12:27:16.916
5 -	1:26.113	43.316	2:09.429 (1)	82.57		12:29:26.345
6 -	1:26.321	43.189	2:09.510 (2)	82.52	0.081	12:31:35.855

P13 444	Mark WILLIAMS	Suzuki - F.C.L MOTORCYCLES				
IDEAL LAP TIME : 2:09.366	BEST LAP TIME : 2:09.951	DIFFERENCE : 0.585				
LAP	SECTOR 1	SECTOR 2	LAP TIME	MPH	DIFF	TIME OF DAY
1 -		44.627	2:21.192	75.69	11.241	12:20:43.900
2 -	1:27.066	43.838	2:10.904 (3)	81.64	0.953	12:22:54.804
3 -	1:27.581	43.710	2:11.291	81.40	1.340	12:25:06.095
4 -	1:27.180	42.833	2:10.013 (2)	82.20	0.062	12:27:16.108
5 -	1:27.757	43.609	2:11.366	81.36	1.415	12:29:27.474
6 -	1:26.533	43.418	2:09.951 (1)	82.24		12:31:37.425

P14 147	Thomas WATSON	Suzuki - Motorsportdays.com TEA Time Racing				
IDEAL LAP TIME : 2:09.849	BEST LAP TIME : 2:10.129	DIFFERENCE : 0.280				
LAP	SECTOR 1	SECTOR 2	LAP TIME	MPH	DIFF	TIME OF DAY
1 -		43.512	2:19.707	76.50	9.578	12:20:42.415
2 -	1:27.900	44.599	2:12.499	80.66	2.370	12:22:54.914
3 -	1:27.702	44.097	2:11.799	81.09	1.670	12:25:06.713
4 -	1:27.526	43.613	2:11.139 (3)	81.50	1.010	12:27:17.852
5 -	1:26.337	43.792	2:10.129 (1)	82.13		12:29:27.981
6 -	1:26.713	43.890	2:10.603 (2)	81.83	0.474	12:31:38.584

P15 48	Shaun WALLIS	Suzuki - Watling Tyres				
IDEAL LAP TIME : 2:09.985	BEST LAP TIME : 2:10.121	DIFFERENCE : 0.136				
LAP	SECTOR 1	SECTOR 2	LAP TIME	MPH	DIFF	TIME OF DAY
1 -		44.722	2:21.167	75.71	11.046	12:20:43.875
2 -	1:28.423	44.281	2:12.704	80.54	2.583	12:22:56.579
3 -	1:27.431	43.507	2:10.938	81.62	0.817	12:25:07.517
4 -	1:26.988	43.730	2:10.718 (3)	81.76	0.597	12:27:18.235
5 -	1:26.640	43.481	2:10.121 (1)	82.13		12:29:28.356
6 -	1:26.504	43.769	2:10.273 (2)	82.04	0.152	12:31:38.629

P16 19	Kevin LILLEY	Suzuki - Vanson Leathers				
IDEAL LAP TIME : 2:10.778	BEST LAP TIME : 2:10.985	DIFFERENCE : 0.207				
LAP	SECTOR 1	SECTOR 2	LAP TIME	MPH	DIFF	TIME OF DAY
1 -		44.271	2:22.659	74.92	11.674	12:20:45.367
2 -	1:28.251	44.151	2:12.402	80.72	1.417	12:22:57.769
3 -	1:27.725	44.170	2:11.895	81.03	0.910	12:25:09.664
4 -	1:27.700	43.758	2:11.458 (3)	81.30	0.473	12:27:21.122
5 -	1:27.020	43.965	2:10.985 (1)	81.59		12:29:32.107
6 -	1:27.584	43.843	2:11.427 (2)	81.32	0.442	12:31:43.534

P17 21	Carl MITCHELL	Suzuki - HB REAVIS Erith Group RPM				
IDEAL LAP TIME : 2:11.148	BEST LAP TIME : 2:11.148	DIFFERENCE : 0.000				
LAP	SECTOR 1	SECTOR 2	LAP TIME	MPH	DIFF	TIME OF DAY
1 -		45.201	2:20.941	75.83	9.793	12:20:43.649
2 -	1:29.115	44.316	2:13.431	80.10	2.283	12:22:57.080
3 -	1:27.910	44.244	2:12.154	80.87	1.006	12:25:09.234
4 -	1:27.461	43.838	2:11.299 (2)	81.40	0.151	12:27:20.533
5 -	1:27.377	43.771	2:11.148 (1)	81.49		12:29:31.681
6 -	1:27.650	44.344	2:11.994 (3)	80.97	0.846	12:31:43.675

P18 81	Malvern MAY	Suzuki -				
IDEAL LAP TIME : 2:11.752	BEST LAP TIME : 2:11.905	DIFFERENCE : 0.153				
LAP	SECTOR 1	SECTOR 2	LAP TIME	MPH	DIFF	TIME OF DAY
1 -		44.494	2:22.145	75.19	10.240	12:20:44.853

Snetterton 300
Circuit Length = 2.9689 miles
Start: 12:18 Flag 12:30 End: 12:33

Weather / Track : Cloudy / Dry

BMCRC - MRO Championships 2016 - Rnd 9 @ Snetterton 300

MRO Minitwins

RACE 5 - SECTOR ANALYSIS

SECTOR 1 = FL to I1, SECTOR 2 = I1 to FL, DIFF = Difference To Personal Best Lap

2 -	1:30.378	43.818	2:14.196 (3)	79.64	2.291	12:22:59.049
3 -	1:27.934	43.971	2:11.905 (1)	81.02		12:25:10.954
4 -	1:29.026	44.809	2:13.835 (2)	79.86	1.930	12:27:24.789
5 -	1:29.705	45.240	2:14.945	79.20	3.040	12:29:39.734
6 -	1:31.688	47.107	2:18.795	77.00	6.890	12:31:58.529

P19 33	Jack RUSSELL	Suzuki -				
IDEAL LAP TIME : 2:13.615	BEST LAP TIME : 2:13.787	DIFFERENCE : 0.172				
LAP	SECTOR 1	SECTOR 2	LAP TIME	MPH	DIFF	TIME OF DAY
1 -		45.917	2:28.025	72.20	14.238	12:20:50.733
2 -	1:30.483	45.481	2:15.964	78.60	2.177	12:23:06.697
3 -	1:29.605	45.341	2:14.946 (3)	79.20	1.159	12:25:21.643
4 -	1:29.958	45.244	2:15.202	79.05	1.415	12:27:36.845
5 -	1:28.722	45.065	2:13.787 (1)	79.88		12:29:50.632
6 -	1:29.774	44.893	2:14.667 (2)	79.36	0.880	12:32:05.299

P20 32	Chris THAY	Suzuki - Scell-it uk				
IDEAL LAP TIME : 2:14.911	BEST LAP TIME : 2:15.429	DIFFERENCE : 0.518				
LAP	SECTOR 1	SECTOR 2	LAP TIME	MPH	DIFF	TIME OF DAY
1 -		44.835	2:23.722	74.36	8.293	12:20:46.430
2 -	1:30.076	45.558	2:15.634 (2)	78.80	0.205	12:23:02.064
3 -	1:30.619	45.517	2:16.136	78.51	0.707	12:25:18.200
4 -	1:30.643	45.394	2:16.037	78.56	0.608	12:27:34.237
5 -	1:30.680	45.336	2:16.016 (3)	78.57	0.587	12:29:50.253
6 -	1:30.216	45.213	2:15.429 (1)	78.92		12:32:05.682

P21 66	Mark SMITH	Suzuki - Nick&Brian Scott fisheries				
IDEAL LAP TIME : 2:14.336	BEST LAP TIME : 2:14.831	DIFFERENCE : 0.495				
LAP	SECTOR 1	SECTOR 2	LAP TIME	MPH	DIFF	TIME OF DAY
1 -		45.808	2:25.343	73.53	10.512	12:20:48.051
2 -	1:30.566	45.888	2:16.454	78.32	1.623	12:23:04.505
3 -	1:30.981	46.016	2:16.997	78.01	2.166	12:25:21.502
4 -	1:30.822	44.818	2:15.640 (3)	78.79	0.809	12:27:37.142
5 -	1:29.518	45.313	2:14.831 (1)	79.27		12:29:51.973
6 -	1:29.877	45.122	2:14.999 (2)	79.17	0.168	12:32:06.972

P22 99	Ben CATT	Suzuki -				
IDEAL LAP TIME : 2:13.493	BEST LAP TIME : 2:13.493	DIFFERENCE : 0.000				
LAP	SECTOR 1	SECTOR 2	LAP TIME	MPH	DIFF	TIME OF DAY
1 -		46.849	2:28.126	72.15	14.633	12:20:50.834
2 -	1:32.084	45.964	2:18.048	77.42	4.555	12:23:08.882
3 -	1:33.017	46.405	2:19.422	76.65	5.929	12:25:28.304
4 -	1:31.694	45.607	2:17.301 (3)	77.84	3.808	12:27:45.605
5 -	1:29.604	45.173	2:14.777 (2)	79.30	1.284	12:30:00.382
6 -	1:28.466	45.027	2:13.493 (1)	80.06		12:32:13.875

P23 140	Daniel SALES	Suzuki -				
IDEAL LAP TIME : 2:14.856	BEST LAP TIME : 2:15.080	DIFFERENCE : 0.224				
LAP	SECTOR 1	SECTOR 2	LAP TIME	MPH	DIFF	TIME OF DAY
1 -		46.580	2:27.344	72.53	12.264	12:20:50.052
2 -	1:31.964	46.796	2:18.760	77.02	3.680	12:23:08.812
3 -	1:32.675	46.784	2:19.459	76.63	4.379	12:25:28.271
4 -	1:31.561	45.362	2:16.923 (3)	78.05	1.843	12:27:45.194
5 -	1:29.863	45.470	2:15.333 (2)	78.97	0.253	12:30:00.527
6 -	1:29.494	45.586	2:15.080 (1)	79.12		12:32:15.607

Weather / Track : Cloudy / Dry

Snetterton 300
Circuit Length = 2.9689 miles
Start: 12:18 Flag 12:30 End: 12:33

BMCRC - MRO Championships 2016 - Rnd 9 @ Snetterton 300

MRO Minitwins

RACE 5 - SECTOR ANALYSIS

SECTOR 1 = FL to I1, SECTOR 2 = I1 to FL, DIFF = Difference To Personal Best Lap

P24 37		Stephen WILSON		Suzuki -		
IDEAL LAP TIME : 2:17.127		BEST LAP TIME : 2:17.166		DIFFERENCE : 0.039		
LAP	SECTOR 1	SECTOR 2	LAP TIME	MPH	DIFF	TIME OF DAY
1 -		46.852	2:28.903	71.77	11.737	12:20:51.611
2 -	1:32.973	46.391	2:19.364	76.69	2.198	12:23:10.975
3 -	1:33.554	46.094	2:19.648	76.53	2.482	12:25:30.623
4 -	1:31.615	45.864	2:17.479 (2)	77.74	0.313	12:27:48.102
5 -	1:31.263	45.903	2:17.166 (1)	77.92		12:30:05.268
6 -	1:31.605	47.029	2:18.634 (3)	77.09	1.468	12:32:23.902

P25 84		Ricardo BRANCO		Suzuki -		
IDEAL LAP TIME : 2:17.761		BEST LAP TIME : 2:18.389		DIFFERENCE : 0.628		
LAP	SECTOR 1	SECTOR 2	LAP TIME	MPH	DIFF	TIME OF DAY
1 -		46.565	2:27.013	72.70	8.624	12:20:49.721
2 -	1:31.999	46.816	2:18.815 (3)	76.99	0.426	12:23:08.536
3 -	1:32.789	46.744	2:19.533	76.59	1.144	12:25:28.069
4 -	1:32.816	46.069	2:18.885	76.95	0.496	12:27:46.954
5 -	1:32.925	45.762	2:18.687 (2)	77.06	0.298	12:30:05.641
6 -	1:32.255	46.134	2:18.389 (1)	77.23		12:32:24.030

P26 139		Antony COPLEY		Suzuki -		
IDEAL LAP TIME : 2:19.890		BEST LAP TIME : 2:19.890		DIFFERENCE : 0.000		
LAP	SECTOR 1	SECTOR 2	LAP TIME	MPH	DIFF	TIME OF DAY
1 -		47.037	2:30.325	71.09	10.435	12:20:53.033
2 -	1:33.670	46.678	2:20.348 (2)	76.15	0.458	12:23:13.381
3 -	1:33.531	46.359	2:19.890 (1)	76.40		12:25:33.271
4 -	1:33.928	46.737	2:20.665	75.98	0.775	12:27:53.936
5 -	1:34.018	46.470	2:20.488 (3)	76.07	0.598	12:30:14.424
6 -	1:33.961	46.571	2:20.532	76.05	0.642	12:32:34.956

P27 23		Claire BECKETT		Suzuki -		
IDEAL LAP TIME : 2:19.441		BEST LAP TIME : 2:19.895		DIFFERENCE : 0.454		
LAP	SECTOR 1	SECTOR 2	LAP TIME	MPH	DIFF	TIME OF DAY
1 -		47.995	2:28.685	71.88	8.790	12:20:51.393
2 -	1:33.400	47.593	2:20.993	75.80	1.098	12:23:12.386
3 -	1:32.840	47.464	2:20.304 (3)	76.17	0.409	12:25:32.690
4 -	1:34.874	48.336	2:23.210	74.63	3.315	12:27:55.900
5 -	1:33.294	46.601	2:19.895 (1)	76.40		12:30:15.795
6 -	1:32.926	47.046	2:19.972 (2)	76.35	0.077	12:32:35.767

P28 25		Harrison DAY		Suzuki -		
IDEAL LAP TIME : 2:19.943		BEST LAP TIME : 2:21.111		DIFFERENCE : 1.168		
LAP	SECTOR 1	SECTOR 2	LAP TIME	MPH	DIFF	TIME OF DAY
1 -		46.405	2:26.637	72.88	5.526	12:20:49.345
2 -	1:33.538	47.573	2:21.111 (1)	75.74		12:23:10.456
3 -	1:34.186	47.526	2:21.712 (2)	75.42	0.601	12:25:32.168
4 -	1:35.063	48.067	2:23.130 (3)	74.67	2.019	12:27:55.298
5 -	1:35.830	48.077	2:23.907	74.27	2.796	12:30:19.205
6 -	1:35.904	49.198	2:25.102	73.65	3.991	12:32:44.307

P29 30		Andrew PLAYLE		Suzuki - HP Racing		
IDEAL LAP TIME : 2:25.466		BEST LAP TIME : 2:25.466		DIFFERENCE : 0.000		
LAP	SECTOR 1	SECTOR 2	LAP TIME	MPH	DIFF	TIME OF DAY
1 -		49.427	2:34.844	69.02	9.378	12:20:57.552
2 -	1:37.314	50.568	2:27.882 (2)	72.27	2.416	12:23:25.434
3 -	1:38.509	50.185	2:28.694	71.87	3.228	12:25:54.128
4 -	1:38.227	50.199	2:28.426 (3)	72.00	2.960	12:28:22.554
5 -	1:38.569	50.077	2:28.646	71.90	3.180	12:30:51.200

Weather / Track : Cloudy / Dry

Snetterton 300
Circuit Length = 2.9689 miles
Start: 12:18 Flag 12:30 End: 12:33

BMCRC - MRO Championships 2016 - Rnd 9 @ Snetterton 300

MRO Minitwins

RACE 5 - SECTOR ANALYSIS

SECTOR 1 = FL to I1, SECTOR 2 = I1 to FL, DIFF = Difference To Personal Best Lap

6 - 1:36.731

48.735

2:25.466 (1) 73.47

12:33:16.666

P30 143		Robert DAVIE		Suzuki -		
IDEAL LAP TIME : 2:26.743		BEST LAP TIME : 2:26.743		DIFFERENCE : 0.000		
LAP	SECTOR 1	SECTOR 2	LAP TIME	MPH	DIFF	TIME OF DAY
1 -		49.967	2:36.560	68.26	9.817	12:20:59.268
2 -	1:38.128	49.300	2:27.428 (2)	72.49	0.685	12:23:26.696
3 -	1:38.282	49.921	2:28.203	72.11	1.460	12:25:54.899
4 -	1:38.294	49.844	2:28.138	72.14	1.395	12:28:23.037
5 -	1:37.572	49.171	2:26.743 (1)	72.83		12:30:49.780
6 -	1:38.124	49.535	2:27.659 (3)	72.38	0.916	12:33:17.439

P31 68		Thomas EUSTACE		Suzuki - More moto/sublime designs		
IDEAL LAP TIME : 2:06.194		BEST LAP TIME : 2:06.968		DIFFERENCE : 0.774		
LAP	SECTOR 1	SECTOR 2	LAP TIME	MPH	DIFF	TIME OF DAY
1 -		42.665	2:14.361	79.54	7.393	12:20:37.069
2 -	1:25.601	42.621	2:08.222	83.35	1.254	12:22:45.291
3 -	1:25.395	42.237	2:07.632 (3)	83.74	0.664	12:24:52.923
4 -	1:24.880	42.088	2:06.968 (1)	84.17		12:26:59.891
5 -	1:24.310	42.714	2:07.024 (2)	84.14	0.056	12:29:06.915

P32 24		Alex SIMMONS		Suzuki - Westcountry Windings		
IDEAL LAP TIME : 2:17.629		BEST LAP TIME : 2:21.091		DIFFERENCE : 3.462		
LAP	SECTOR 1	SECTOR 2	LAP TIME	MPH	DIFF	TIME OF DAY
1 -		44.760	2:21.091 (1)	75.75		12:20:43.799

BMCRC - MRO Championships 2016 - Rnd 9 @ Snetterton 300

MRO Minitwins

RACE 5 - BEST SECTORS

SECTOR 1			SECTOR 2			IDEAL / BEST COMPARISON						
POS	NO	NAME	TIME	NO	NAME	TIME	POS	NO	NAME	IDEAL	BEST	DIFF
									PERFECT LAP	2:03.779		
1	26	DAVIES	1:22.746	124	BUTLER	41.033	1	124	BUTLER	2:03.878	2:04.038	0.160
2	7	HICKLING	1:22.841	7	HICKLING	41.093	2	7	HICKLING	2:03.934	2:03.934	0.000
3	124	BUTLER	1:22.845	26	DAVIES	41.191	3	26	DAVIES	2:03.937	2:03.937	0.000
4	68	EUSTACE	1:24.106	118	PLUMMER	41.529	4	118	PLUMMER	2:05.898	2:06.116	0.218
5	111	FOLKES	1:24.353	111	FOLKES	41.713	5	111	FOLKES	2:06.066	2:06.097	0.031
6	118	PLUMMER	1:24.369	68	EUSTACE	42.088	6	68	EUSTACE	2:06.194	2:06.968	0.774
7	22	DOWDS	1:25.038	35	WALSH	42.371	7	35	WALSH	2:07.420	2:07.420	0.000
8	35	WALSH	1:25.049	5	MANTELL	42.667	8	22	DOWDS	2:07.753	2:07.753	0.000
9	86	WITHERINGTON	1:25.836	22	DOWDS	42.715	9	86	WITHERINGTON	2:08.824	2:08.824	0.000
10	97	PACKHAM	1:26.113	444	WILLIAMS	42.833	10	97	PACKHAM	2:09.270	2:09.429	0.159
11	199	COLLINS	1:26.186	86	WITHERINGTON	42.988	11	444	WILLIAMS	2:09.366	2:09.951	0.585
12	147	WATSON	1:26.337	97	PACKHAM	43.157	12	5	MANTELL	2:09.391	2:09.855	0.464
13	48	WALLIS	1:26.504	199	COLLINS	43.275	13	199	COLLINS	2:09.461	2:09.534	0.073
14	444	WILLIAMS	1:26.533	48	WALLIS	43.481	14	147	WATSON	2:09.849	2:10.129	0.280
15	93	WALLIS	1:26.697	147	WATSON	43.512	15	48	WALLIS	2:09.985	2:10.121	0.136
16	5	MANTELL	1:26.724	93	WALLIS	43.536	16	93	WALLIS	2:10.233	2:10.233	0.000
17	19	LILLEY	1:27.020	19	LILLEY	43.758	17	19	LILLEY	2:10.778	2:10.985	0.207
18	21	MITCHELL	1:27.377	21	MITCHELL	43.771	18	21	MITCHELL	2:11.148	2:11.148	0.000
19	81	MAY	1:27.934	81	MAY	43.818	19	81	MAY	2:11.752	2:11.905	0.153
20	99	CATT	1:28.466	24	SIMMONS	44.760	20	99	CATT	2:13.493	2:13.493	0.000
21	33	RUSSELL	1:28.722	66	SMITH	44.818	21	33	RUSSELL	2:13.615	2:13.787	0.172
22	140	SALES	1:29.494	32	THAY	44.835	22	66	SMITH	2:14.336	2:14.831	0.495
23	66	SMITH	1:29.518	33	RUSSELL	44.893	23	140	SALES	2:14.856	2:15.080	0.224
24	32	THAY	1:30.076	99	CATT	45.027	24	32	THAY	2:14.911	2:15.429	0.518
25	37	WILSON	1:31.263	140	SALES	45.362	25	37	WILSON	2:17.127	2:17.166	0.039
26	84	BRANCO	1:31.999	84	BRANCO	45.762	26	24	SIMMONS	2:17.629	2:21.091	3.462
27	23	BECKETT	1:32.840	37	WILSON	45.864	27	84	BRANCO	2:17.761	2:18.389	0.628
28	24	SIMMONS	1:32.869	139	COPLEY	46.359	28	23	BECKETT	2:19.441	2:19.895	0.454
29	139	COPLEY	1:33.531	25	DAY	46.405	29	139	COPLEY	2:19.890	2:19.890	0.000
30	25	DAY	1:33.538	23	BECKETT	46.601	30	25	DAY	2:19.943	2:21.111	1.168
31	30	PLAYLE	1:36.731	30	PLAYLE	48.735	31	30	PLAYLE	2:25.466	2:25.466	0.000
32	143	DAVIE	1:37.572	143	DAVIE	49.171	32	143	DAVIE	2:26.743	2:26.743	0.000

33

Weather / Track : Cloudy / Dry

Snetterton 300

Circuit Length = 2.9689 miles

Start: 12:18 Flag 12:30 End: 12:33

Results can be found at www.tsl-timing.com

Printed - 12:35 Sunday, 18 September 2016

BMCRC - MRO Championships 2016 - Rnd 9 @ Snetterton 300



MRO Minitwins

RACE 14 - CLASSIFICATION

POS	NO	NAME	ENTRY	LAPS	TIME	GAP	DIFF	MPH	BEST	ON
1	124	Kurtis BUTLER	Suzuki - PGVM / 3vk	6	12:37.648			84.64	2:04.648	6
2	7	Richard HICKLING	Suzuki - Think Cars / Rising Damp	6	12:37.679	0.031	0.031	84.63	2:03.676	6
3	26	Glynn DAVIES	Suzuki -	6	12:37.745	0.097	0.066	84.63	2:04.640	5
4	118	James PLUMMER	Suzuki -	6	12:46.689	9.041	8.944	83.64	2:06.006	5
5	35	Tyler WALSH	Suzuki - GBR Powerlines	6	12:47.275	9.627	0.586	83.57	2:06.206	2
6	111	Ryan FOLKES	Suzuki - Carl Harrison Motorcyle Services	6	12:51.980	14.332	4.705	83.07	2:05.986	4
7	22	Darren DOWDS	Suzuki - sublime designs racing	6	12:53.496	15.848	1.516	82.90	2:06.251	6
8	68	Thomas EUSTACE	Suzuki - More moto/sublime designs	6	12:53.630	15.982	0.134	82.89	2:05.080	6
9	5	Barry MANTELL	Suzuki - Swedish car connection	6	13:01.506	23.858	7.876	82.05	2:07.904	4
10	199	Lloyd COLLINS	Suzuki - Warren Drives	6	13:09.654	32.006	8.148	81.21	2:09.546	5
11	21	Carl MITCHELL	Suzuki - HB REAVIS Erith Group RPM	6	13:13.244	35.596	3.590	80.84	2:09.858	6
12	86	Paul WITHERINGTON	Suzuki - P&R plumbing	6	13:13.605	35.957	0.361	80.80	2:10.474	5
13	93	Jack WALLIS	Suzuki - Grumpdad and Watling Tyres	6	13:13.929	36.281	0.324	80.77	2:10.807	4
14	19	Kevin LILLEY	Suzuki - Vanson Leathers	6	13:23.450	45.802	9.521	79.81	2:11.116	4
15	81	Malvern MAY	Suzuki -	6	13:25.566	47.918	2.116	79.60	2:11.283	4
16	74	Daniel SINGLETON	Suzuki - SDC	6	13:28.648	51.000	3.082	79.30	2:09.438	3
17	147	Thomas WATSON	Suzuki - Motorsportdays.com TEA Time Racing	6	13:29.236	51.588	0.588	79.24	2:10.914	6
18	32	Chris THAY	Suzuki - Scell-it uk	6	13:29.870	52.222	0.634	79.18	2:12.194	5
19	12	Vince BUTLER	Suzuki -	6	13:34.155	56.507	4.285	78.76	2:12.299	4
20	33	Jack RUSSELL	Suzuki -	6	13:42.540	1:04.892	8.385	77.96	2:13.737	6
21	140	Daniel SALES	Suzuki -	6	13:43.870	1:06.222	1.330	77.83	2:14.461	5
22	37	Stephen WILSON	Suzuki -	6	13:51.430	1:13.782	7.560	77.13	2:16.085	4
23	66	Mark SMITH	Suzuki - Nick&Brian Scott fisheries	6	13:52.413	1:14.765	0.983	77.03	2:16.152	2
24	84	Ricardo BRANCO	Suzuki -	6	14:01.956	1:24.308	9.543	76.16	2:17.077	2
25	139	Antony COPLEY	Suzuki -	6	14:10.559	1:32.911	8.603	75.39	2:20.403	5
26	23	Claire BECKETT	Suzuki -	6	14:17.029	1:39.381	6.470	74.82	2:20.959	2
27	67	Mike DEVALL	Suzuki -	6	14:18.227	1:40.579	1.198	74.72	2:20.699	2
28	25	Harrison DAY	Suzuki -	6	14:32.109	1:54.461	13.882	73.53	2:22.576	6
29	30	Andrew PLAYLE	Suzuki - HP Racing	6	14:36.616	1:58.968	4.507	73.15	2:23.797	5

NOT CLASSIFIED

DNF	444	Mark WILLIAMS	Suzuki - F.C.I MOTORCYCLES	5	11:03.004	1 Lap	1 Lap	80.60	2:10.766	5
DNF	97	Jake PACKHAM	Suzuki -	5	11:03.318	1 Lap	0.314	80.56	2:09.965	5
DNF	48	Shaun WALLIS	Suzuki - Watling Tyres	4	8:57.948	2 Laps	1 Lap	79.47	2:12.098	4
DNF	143	Robert DAVIE	Suzuki -	1	2:42.087	5 Laps	3 Laps	65.94	2:42.087	1

FASTEST LAP

7	Richard HICKLING	Suzuki - Think Cars / Rising Damp	6	2:03.676	86.42 mph	139.07 kph
---	------------------	-----------------------------------	---	----------	-----------	------------

90% of Race Speed = 76.17 mph

Snetterton 300

Circuit Length = 2.9689 miles

Start: 16:11 Flag 16:23 End: 16:25

Weather / Track : Cloudy / Dry

These results are provisional until the conclusion of any judicial and technical matters.

Clerk Of Course :	Timekeeper :
-------------------	--------------

Results can be found at www.tsl-timing.com

Printed - 16:26 Sunday, 18 September 2016



BMCRC - MRO Championships 2016 - Rnd 9 @ Snetterton 300

MRO Minitwins

RACE 14 - LAP CHART

LAP 1 @ 16:13:18.548

NO	BEHIND	LAP TIME
124		2:11.290
26	0.155	2:11.445
7	0.187	2:11.477
118	0.673	2:11.963
35	1.960	2:13.250
22	2.776	2:14.066
5	5.453	2:16.743
93	5.913	2:17.203
86	6.382	2:17.672
199	6.443	2:17.733
444	6.524	2:17.814
97	6.790	2:18.080
111	6.848	2:18.138
147	7.079	2:18.369
21	8.714	2:20.004
68	8.989	2:20.279
48	9.133	2:20.423
84	11.197	2:22.487
81	11.521	2:22.811
32	11.837	2:23.127
74	11.898	2:23.188
140	12.310	2:23.600
19	12.324	2:23.614
12	12.460	2:23.750
33	12.957	2:24.247
66	13.354	2:24.644
37	14.821	2:26.111
139	16.428	2:27.718
23	17.940	2:29.230
67	18.583	2:29.873
25	19.659	2:30.949
30	21.347	2:32.637
143	30.797	2:42.087

LAP 2 @ 16:15:24.525

NO	BEHIND	LAP TIME
7		2:05.790
124	0.099	2:06.076
26	1.200	2:07.022
118	1.611	2:06.915
35	2.189	2:06.206
22	5.058	2:08.259
5	8.707	2:09.231
111	8.847	2:07.976
93	11.652	2:11.716
199	11.706	2:11.240
68	11.848	2:08.836
444	12.154	2:11.607
86	12.220	2:11.815
97	12.271	2:11.458
147	13.016	2:11.914
21	14.256	2:11.519
74	15.768	2:09.847
48	15.824	2:12.668
81	18.308	2:12.764
19	20.317	2:13.970
12	22.175	2:15.692
84	22.297	2:17.077
32	22.815	2:16.955
140	22.986	2:16.653
33	23.200	2:16.220
66	23.529	2:16.152

Weather / Track : Cloudy / Dry

Results can be found at www.tsl-timing.com

37	25.545	2:16.701
139	31.000	2:20.549
23	32.922	2:20.959
67	33.305	2:20.699
25	40.145	2:26.463
30	41.193	2:25.823

LAP 3 @ 16:17:29.968

NO	BEHIND	LAP TIME
7		2:05.443
124	0.516	2:05.860
26	0.756	2:04.999
35	3.586	2:06.840
118	5.112	2:08.944
22	8.083	2:08.468
111	10.449	2:07.045
5	11.240	2:07.976
68	13.932	2:07.527
199	17.102	2:10.839
93	17.537	2:11.328
444	18.679	2:11.968
86	18.741	2:11.964
97	19.065	2:12.237
21	19.430	2:10.617
74	19.763	2:09.438
48	23.140	2:12.759
81	26.552	2:13.687
19	26.690	2:11.816
12	29.887	2:13.155
147	29.898	2:22.325
32	30.333	2:12.961
84	35.118	2:18.264
66	35.144	2:17.058
140	35.565	2:18.022
33	36.183	2:18.426
37	37.246	2:17.144
139	46.452	2:20.895
23	49.519	2:22.040
67	49.880	2:22.018
25	1:00.131	2:25.429
30	1:00.816	2:25.066

LAP 4 @ 16:19:35.153

NO	BEHIND	LAP TIME
7		2:05.185
124	0.141	2:04.810
26	0.524	2:04.953
35	5.528	2:07.127
118	6.371	2:06.444
111	11.250	2:05.986
22	11.282	2:08.384
5	13.959	2:07.904
68	14.853	2:06.106
199	22.027	2:10.110
93	23.159	2:10.807
444	24.343	2:10.849
86	24.503	2:10.947
74	24.816	2:10.238
97	25.458	2:11.578
21	25.487	2:11.242
48	30.053	2:12.098
19	32.621	2:11.116
81	32.650	2:11.283
12	37.001	2:12.299

147	37.376	2:12.663
32	37.483	2:12.335
140	46.468	2:16.088
33	46.662	2:15.664
66	47.310	2:17.351
37	48.146	2:16.085
84	53.772	2:23.839
139	1:01.681	2:20.414
23	1:06.126	2:21.792
67	1:06.774	2:22.079
25	1:18.443	2:23.497
30	1:20.044	2:24.413

LAP 5 @ 16:21:40.258

NO	BEHIND	LAP TIME
124		2:04.964
26	0.059	2:04.640
7	1.003	2:06.108
118	7.272	2:06.006
35	7.685	2:07.262
111	12.203	2:06.058
22	14.245	2:08.068
68	15.550	2:05.802
5	17.240	2:08.386
199	26.468	2:09.546
93	29.503	2:11.449
86	29.872	2:10.474
444	30.004	2:10.766
74	30.162	2:10.451
97	30.318	2:09.965
21	30.386	2:10.004
19	38.738	2:11.222
81	39.185	2:11.640
32	44.572	2:12.194
147	45.322	2:13.051
12	48.700	2:16.804
33	55.803	2:14.246
140	55.824	2:14.461
37	59.581	2:16.540
66	59.809	2:17.604
84	1:08.525	2:19.858
139	1:16.979	2:20.403
23	1:22.737	2:21.716
67	1:23.530	2:21.861
25	1:36.533	2:23.195
30	1:38.736	2:23.797

LAP 6 @ 16:23:44.906

NO	BEHIND	LAP TIME
124		2:04.648
7	0.031	2:03.676
26	0.097	2:04.686
118	9.041	2:06.417
35	9.627	2:06.590
111	14.332	2:06.777
22	15.848	2:06.251
68	15.982	2:05.080
5	23.858	2:11.266
199	32.006	2:10.186
21	35.596	2:09.858
86	35.957	2:10.733
93	36.281	2:11.426
19	45.802	2:11.712
81	47.918	2:13.381

74	51.000	2:25.486
147	51.588	2:10.914
32	52.222	2:12.298
12	56.507	2:12.455
33	1:04.892	2:13.737
140	1:06.222	2:15.046
37	1:13.782	2:18.849
66	1:14.765	2:19.604
84	1:24.308	2:20.431
139	1:32.911	2:20.580
23	1:39.381	2:21.292
67	1:40.579	2:21.697
25	1:54.461	2:22.576
30	1:58.968	2:24.880

Snetterton 300

Circuit Length = 2.9689 miles

Start: 16:11 Flag 16:23 End: 16:25

Printed - 16:27 Sunday, 18 September 2016

BMCRC - MRO Championships 2016 - Rnd 9 @ Snetterton 300

MRO Minitwins

RACE 14 - SECTOR ANALYSIS

SECTOR 1 = FL to I1, SECTOR 2 = I1 to FL, DIFF = Difference To Personal Best Lap

P1 124		Kurtis BUTLER		Suzuki - PGVM / 3vk		
IDEAL LAP TIME : 2:04.648		BEST LAP TIME : 2:04.648		DIFFERENCE : 0.000		
LAP	SECTOR 1	SECTOR 2	LAP TIME	MPH	DIFF	TIME OF DAY
1 -		41.943	2:11.290	81.40	6.642	16:13:18.548
2 -	1:24.135	41.941	2:06.076	84.77	1.428	16:15:24.624
3 -	1:24.240	41.620	2:05.860	84.92	1.212	16:17:30.484
4 -	1:23.620	41.190	2:04.810 (2)	85.63	0.162	16:19:35.294
5 -	1:23.612	41.352	2:04.964 (3)	85.52	0.316	16:21:40.258
6 -	1:23.536	41.112	2:04.648 (1)	85.74		16:23:44.906

P2 7		Richard HICKLING		Suzuki - Think Cars / Rising Damp		
IDEAL LAP TIME : 2:03.676		BEST LAP TIME : 2:03.676		DIFFERENCE : 0.000		
LAP	SECTOR 1	SECTOR 2	LAP TIME	MPH	DIFF	TIME OF DAY
1 -		41.823	2:11.477	81.29	7.801	16:13:18.735
2 -	1:23.731	42.059	2:05.790	84.96	2.114	16:15:24.525
3 -	1:24.141	41.302	2:05.443 (3)	85.20	1.767	16:17:29.968
4 -	1:23.960	41.225	2:05.185 (2)	85.37	1.509	16:19:35.153
5 -	1:24.746	41.362	2:06.108	84.75	2.432	16:21:41.261
6 -	1:23.112	40.564	2:03.676 (1)	86.42		16:23:44.937

P3 26		Glynn DAVIES		Suzuki -		
IDEAL LAP TIME : 2:04.516		BEST LAP TIME : 2:04.640		DIFFERENCE : 0.124		
LAP	SECTOR 1	SECTOR 2	LAP TIME	MPH	DIFF	TIME OF DAY
1 -		42.032	2:11.445	81.31	6.805	16:13:18.703
2 -	1:24.011	43.011	2:07.022	84.14	2.382	16:15:25.725
3 -	1:23.470	41.529	2:04.999	85.50	0.359	16:17:30.724
4 -	1:23.675	41.278	2:04.953 (3)	85.53	0.313	16:19:35.677
5 -	1:23.307	41.333	2:04.640 (1)	85.75		16:21:40.317
6 -	1:23.477	41.209	2:04.686 (2)	85.71	0.046	16:23:45.003

P4 118		James PLUMMER		Suzuki -		
IDEAL LAP TIME : 2:05.781		BEST LAP TIME : 2:06.006		DIFFERENCE : 0.225		
LAP	SECTOR 1	SECTOR 2	LAP TIME	MPH	DIFF	TIME OF DAY
1 -		42.198	2:11.963	80.99	5.957	16:13:19.221
2 -	1:24.812	42.103	2:06.915	84.21	0.909	16:15:26.136
3 -	1:24.634	44.310	2:08.944	82.88	2.938	16:17:35.080
4 -	1:24.849	41.595	2:06.444 (3)	84.52	0.438	16:19:41.524
5 -	1:24.186	41.820	2:06.006 (1)	84.82		16:21:47.530
6 -	1:24.714	41.703	2:06.417 (2)	84.54	0.411	16:23:53.947

P5 35		Tyler WALSH		Suzuki - GBR Powerlines		
IDEAL LAP TIME : 2:06.206		BEST LAP TIME : 2:06.206		DIFFERENCE : 0.000		
LAP	SECTOR 1	SECTOR 2	LAP TIME	MPH	DIFF	TIME OF DAY
1 -		42.112	2:13.250	80.21	7.044	16:13:20.508
2 -	1:24.272	41.934	2:06.206 (1)	84.68		16:15:26.714
3 -	1:24.400	42.440	2:06.840 (3)	84.26	0.634	16:17:33.554
4 -	1:24.786	42.341	2:07.127	84.07	0.921	16:19:40.681
5 -	1:25.091	42.171	2:07.262	83.98	1.056	16:21:47.943
6 -	1:24.478	42.112	2:06.590 (2)	84.43	0.384	16:23:54.533

P6 111		Ryan FOLKES		Suzuki - Carl Harrison Motorcycle Services		
IDEAL LAP TIME : 2:05.840		BEST LAP TIME : 2:05.986		DIFFERENCE : 0.146		
LAP	SECTOR 1	SECTOR 2	LAP TIME	MPH	DIFF	TIME OF DAY
1 -		42.256	2:18.138	77.37	12.152	16:13:25.396
2 -	1:26.314	41.662	2:07.976	83.51	1.990	16:15:33.372
3 -	1:25.030	42.015	2:07.045	84.12	1.059	16:17:40.417
4 -	1:24.178	41.808	2:05.986 (1)	84.83		16:19:46.403
5 -	1:24.216	41.842	2:06.058 (2)	84.78	0.072	16:21:52.461

Snetterton 300

Circuit Length = 2.9689 miles

Start: 16:11 Flag 16:23 End: 16:25

Weather / Track : Cloudy / Dry

BMCRC - MRO Championships 2016 - Rnd 9 @ Snetterton 300

MRO Minitwins

RACE 14 - SECTOR ANALYSIS

SECTOR 1 = FL to I1, SECTOR 2 = I1 to FL, DIFF = Difference To Personal Best Lap

6 - 1:24.630 42.147 2:06.777 (3) 84.30 0.791 16:23:59.238

P7 22		Darren DOWDS		Suzuki - sublime designs racing		
IDEAL LAP TIME : 2:06.251		BEST LAP TIME : 2:06.251		DIFFERENCE : 0.000		
LAP	SECTOR 1	SECTOR 2	LAP TIME	MPH	DIFF	TIME OF DAY
1 -		42.848	2:14.066	79.72	7.815	16:13:21.324
2 -	1:25.569	42.690	2:08.259 (3)	83.33	2.008	16:15:29.583
3 -	1:25.705	42.763	2:08.468	83.19	2.217	16:17:38.051
4 -	1:25.606	42.778	2:08.384	83.25	2.133	16:19:46.435
5 -	1:25.241	42.827	2:08.068 (2)	83.45	1.817	16:21:54.503
6 -	1:24.363	41.888	2:06.251 (1)	84.65		16:24:00.754

P8 68		Thomas EUSTACE		Suzuki - More moto/sublime designs		
IDEAL LAP TIME : 2:05.080		BEST LAP TIME : 2:05.080		DIFFERENCE : 0.000		
LAP	SECTOR 1	SECTOR 2	LAP TIME	MPH	DIFF	TIME OF DAY
1 -		43.245	2:20.279	76.19	15.199	16:13:27.537
2 -	1:25.457	43.379	2:08.836	82.95	3.756	16:15:36.373
3 -	1:25.899	41.628	2:07.527	83.81	2.447	16:17:43.900
4 -	1:24.316	41.790	2:06.106 (3)	84.75	1.026	16:19:50.006
5 -	1:24.299	41.503	2:05.802 (2)	84.95	0.722	16:21:55.808
6 -	1:23.700	41.380	2:05.080 (1)	85.44		16:24:00.888

P9 5		Barry MANTELL		Suzuki - Swedish car connection		
IDEAL LAP TIME : 2:07.553		BEST LAP TIME : 2:07.904		DIFFERENCE : 0.351		
LAP	SECTOR 1	SECTOR 2	LAP TIME	MPH	DIFF	TIME OF DAY
1 -		43.508	2:16.743	78.16	8.839	16:13:24.001
2 -	1:26.538	42.693	2:09.231	82.70	1.327	16:15:33.232
3 -	1:25.775	42.201	2:07.976 (2)	83.51	0.072	16:17:41.208
4 -	1:25.352	42.552	2:07.904 (1)	83.56		16:19:49.112
5 -	1:25.850	42.536	2:08.386 (3)	83.24	0.482	16:21:57.498
6 -	1:27.491	43.775	2:11.266	81.42	3.362	16:24:08.764

P10 199		Lloyd COLLINS		Suzuki - Warren Drives		
IDEAL LAP TIME : 2:09.546		BEST LAP TIME : 2:09.546		DIFFERENCE : 0.000		
LAP	SECTOR 1	SECTOR 2	LAP TIME	MPH	DIFF	TIME OF DAY
1 -		44.246	2:17.733	77.59	8.187	16:13:24.991
2 -	1:27.020	44.220	2:11.240	81.43	1.694	16:15:36.231
3 -	1:27.505	43.334	2:10.839	81.68	1.293	16:17:47.070
4 -	1:26.658	43.452	2:10.110 (2)	82.14	0.564	16:19:57.180
5 -	1:26.615	42.931	2:09.546 (1)	82.50		16:22:06.726
6 -	1:27.009	43.177	2:10.186 (3)	82.09	0.640	16:24:16.912

P11 21		Carl MITCHELL		Suzuki - HB REAVIS Erith Group RPM		
IDEAL LAP TIME : 2:09.744		BEST LAP TIME : 2:09.858		DIFFERENCE : 0.114		
LAP	SECTOR 1	SECTOR 2	LAP TIME	MPH	DIFF	TIME OF DAY
1 -		44.046	2:20.004	76.34	10.146	16:13:27.262
2 -	1:27.859	43.660	2:11.519	81.26	1.661	16:15:38.781
3 -	1:26.890	43.727	2:10.617 (3)	81.82	0.759	16:17:49.398
4 -	1:27.376	43.866	2:11.242	81.43	1.384	16:20:00.640
5 -	1:26.635	43.369	2:10.004 (2)	82.21	0.146	16:22:10.644
6 -	1:26.749	43.109	2:09.858 (1)	82.30		16:24:20.502

P12 86		Paul WITHERINGTON		Suzuki - P&R plumbing		
IDEAL LAP TIME : 2:10.047		BEST LAP TIME : 2:10.474		DIFFERENCE : 0.427		
LAP	SECTOR 1	SECTOR 2	LAP TIME	MPH	DIFF	TIME OF DAY
1 -		44.018	2:17.672	77.63	7.198	16:13:24.930
2 -	1:27.377	44.438	2:11.815	81.08	1.341	16:15:36.745
3 -	1:28.410	43.554	2:11.964	80.99	1.490	16:17:48.709

Snetterton 300

Circuit Length = 2.9689 miles

Start: 16:11 Flag 16:23 End: 16:25

Weather / Track : Cloudy / Dry

BMCRC - MRO Championships 2016 - Rnd 9 @ Snetterton 300

MRO Minitwins

RACE 14 - SECTOR ANALYSIS

SECTOR 1 = FL to I1, SECTOR 2 = I1 to FL, DIFF = Difference To Personal Best Lap

4 -	1:27.603	43.344	2:10.947 (3)	81.62	0.473	16:19:59.656
5 -	1:26.703	43.771	2:10.474 (1)	81.91		16:22:10.130
6 -	1:27.219	43.514	2:10.733 (2)	81.75	0.259	16:24:20.863

P13 93	Jack WALLIS		Suzuki - Grumpdad and Watling Tyres			
IDEAL LAP TIME : 2:10.807		BEST LAP TIME : 2:10.807	DIFFERENCE : 0.000			
LAP	SECTOR 1	SECTOR 2	LAP TIME	MPH	DIFF	TIME OF DAY
1 -		44.236	2:17.203	77.89	6.396	16:13:24.461
2 -	1:27.129	44.587	2:11.716	81.14	0.909	16:15:36.177
3 -	1:27.510	43.818	2:11.328 (2)	81.38	0.521	16:17:47.505
4 -	1:27.058	43.749	2:10.807 (1)	81.70		16:19:58.312
5 -	1:27.374	44.075	2:11.449	81.30	0.642	16:22:09.761
6 -	1:27.451	43.975	2:11.426 (3)	81.32	0.619	16:24:21.187

P14 19	Kevin LILLEY		Suzuki - Vanson Leathers			
IDEAL LAP TIME : 2:10.835		BEST LAP TIME : 2:11.116	DIFFERENCE : 0.281			
LAP	SECTOR 1	SECTOR 2	LAP TIME	MPH	DIFF	TIME OF DAY
1 -		46.265	2:23.614	74.42	12.498	16:13:30.872
2 -	1:30.143	43.827	2:13.970	79.77	2.854	16:15:44.842
3 -	1:27.886	43.930	2:11.816	81.08	0.700	16:17:56.658
4 -	1:27.238	43.878	2:11.116 (1)	81.51		16:20:07.774
5 -	1:27.625	43.597	2:11.222 (2)	81.45	0.106	16:22:18.996
6 -	1:27.805	43.907	2:11.712 (3)	81.14	0.596	16:24:30.708

P15 81	Malvern MAY		Suzuki -			
IDEAL LAP TIME : 2:11.283		BEST LAP TIME : 2:11.283	DIFFERENCE : 0.000			
LAP	SECTOR 1	SECTOR 2	LAP TIME	MPH	DIFF	TIME OF DAY
1 -		45.713	2:22.811	74.84	11.528	16:13:30.069
2 -	1:29.018	43.746	2:12.764 (3)	80.50	1.481	16:15:42.833
3 -	1:29.627	44.060	2:13.687	79.94	2.404	16:17:56.520
4 -	1:27.967	43.316	2:11.283 (1)	81.41		16:20:07.803
5 -	1:28.041	43.599	2:11.640 (2)	81.19	0.357	16:22:19.443
6 -	1:28.491	44.890	2:13.381	80.13	2.098	16:24:32.824

P16 74	Daniel SINGLETON		Suzuki - SDC			
IDEAL LAP TIME : 2:08.876		BEST LAP TIME : 2:09.438	DIFFERENCE : 0.562			
LAP	SECTOR 1	SECTOR 2	LAP TIME	MPH	DIFF	TIME OF DAY
1 -		44.333	2:23.188	74.64	13.750	16:13:30.446
2 -	1:26.300	43.547	2:09.847 (2)	82.31	0.409	16:15:40.293
3 -	1:26.724	42.714	2:09.438 (1)	82.57		16:17:49.731
4 -	1:26.708	43.530	2:10.238 (3)	82.06	0.800	16:19:59.969
5 -	1:26.653	43.798	2:10.451	81.93	1.013	16:22:10.420
6 -	1:42.910	42.576	2:25.486	73.46	16.048	16:24:35.906

P17 147	Thomas WATSON		Suzuki - Motorsportdays.com TEA Time Racing			
IDEAL LAP TIME : 2:10.914		BEST LAP TIME : 2:10.914	DIFFERENCE : 0.000			
LAP	SECTOR 1	SECTOR 2	LAP TIME	MPH	DIFF	TIME OF DAY
1 -		43.847	2:18.369	77.24	7.455	16:13:25.627
2 -	1:27.939	43.975	2:11.914 (2)	81.02	1.000	16:15:37.541
3 -	1:38.000	44.325	2:22.325	75.09	11.411	16:17:59.866
4 -	1:28.305	44.358	2:12.663 (3)	80.56	1.749	16:20:12.529
5 -	1:29.138	43.913	2:13.051	80.33	2.137	16:22:25.580
6 -	1:27.847	43.067	2:10.914 (1)	81.64		16:24:36.494

P18 32	Chris THAY		Suzuki - Scell-it uk			
IDEAL LAP TIME : 2:11.636		BEST LAP TIME : 2:12.194	DIFFERENCE : 0.558			
LAP	SECTOR 1	SECTOR 2	LAP TIME	MPH	DIFF	TIME OF DAY
1 -		45.281	2:23.127	74.67	10.933	16:13:30.385

Weather / Track : Cloudy / Dry

Snetterton 300
Circuit Length = 2.9689 miles
Start: 16:11 Flag 16:23 End: 16:25

BMCRC - MRO Championships 2016 - Rnd 9 @ Snetterton 300

MRO Minitwins

RACE 14 - SECTOR ANALYSIS

SECTOR 1 = FL to I1, SECTOR 2 = I1 to FL, DIFF = Difference To Personal Best Lap

2 -	1:30.643	46.312	2:16.955	78.04	4.761	16:15:47.340
3 -	1:28.815	44.146	2:12.961	80.38	0.767	16:18:00.301
4 -	1:28.127	44.208	2:12.335 (3)	80.76	0.141	16:20:12.636
5 -	1:27.683	44.511	2:12.194 (1)	80.85		16:22:24.830
6 -	1:28.345	43.953	2:12.298 (2)	80.78	0.104	16:24:37.128

P19 12 Vince BUTLER			Suzuki -			
IDEAL LAP TIME : 2:11.662		BEST LAP TIME : 2:12.299		DIFFERENCE : 0.637		
LAP	SECTOR 1	SECTOR 2	LAP TIME	MPH	DIFF	TIME OF DAY
1 -		44.993	2:23.750	74.35	11.451	16:13:31.008
2 -	1:30.096	45.596	2:15.692	78.76	3.393	16:15:46.700
3 -	1:29.386	43.769	2:13.155 (3)	80.26	0.856	16:17:59.855
4 -	1:27.893	44.406	2:12.299 (1)	80.78		16:20:12.154
5 -	1:28.077	48.727	2:16.804	78.12	4.505	16:22:28.958
6 -	1:28.493	43.962	2:12.455 (2)	80.69	0.156	16:24:41.413

P20 33 Jack RUSSELL			Suzuki -			
IDEAL LAP TIME : 2:13.737		BEST LAP TIME : 2:13.737		DIFFERENCE : 0.000		
LAP	SECTOR 1	SECTOR 2	LAP TIME	MPH	DIFF	TIME OF DAY
1 -		45.685	2:24.247	74.09	10.510	16:13:31.505
2 -	1:29.840	46.380	2:16.220	78.46	2.483	16:15:47.725
3 -	1:31.673	46.753	2:18.426	77.21	4.689	16:18:06.151
4 -	1:30.739	44.925	2:15.664 (3)	78.78	1.927	16:20:21.815
5 -	1:29.427	44.819	2:14.246 (2)	79.61	0.509	16:22:36.061
6 -	1:29.161	44.576	2:13.737 (1)	79.91		16:24:49.798

P21 140 Daniel SALES			Suzuki -			
IDEAL LAP TIME : 2:14.169		BEST LAP TIME : 2:14.461		DIFFERENCE : 0.292		
LAP	SECTOR 1	SECTOR 2	LAP TIME	MPH	DIFF	TIME OF DAY
1 -		45.400	2:23.600	74.42	9.139	16:13:30.858
2 -	1:30.556	46.097	2:16.653	78.21	2.192	16:15:47.511
3 -	1:31.682	46.340	2:18.022	77.43	3.561	16:18:05.533
4 -	1:31.131	44.957	2:16.088 (3)	78.53	1.627	16:20:21.621
5 -	1:29.316	45.145	2:14.461 (1)	79.48		16:22:36.082
6 -	1:30.193	44.853	2:15.046 (2)	79.14	0.585	16:24:51.128

P22 37 Stephen WILSON			Suzuki -			
IDEAL LAP TIME : 2:15.891		BEST LAP TIME : 2:16.085		DIFFERENCE : 0.194		
LAP	SECTOR 1	SECTOR 2	LAP TIME	MPH	DIFF	TIME OF DAY
1 -		45.602	2:26.111	73.15	10.026	16:13:33.369
2 -	1:30.699	46.002	2:16.701 (3)	78.18	0.616	16:15:50.070
3 -	1:31.361	45.783	2:17.144	77.93	1.059	16:18:07.214
4 -	1:30.868	45.217	2:16.085 (1)	78.53		16:20:23.299
5 -	1:31.348	45.192	2:16.540 (2)	78.27	0.455	16:22:39.839
6 -	1:32.250	46.599	2:18.849	76.97	2.764	16:24:58.688

P23 66 Mark SMITH			Suzuki - Nick&Brian Scott fisheries			
IDEAL LAP TIME : 2:15.390		BEST LAP TIME : 2:16.152		DIFFERENCE : 0.762		
LAP	SECTOR 1	SECTOR 2	LAP TIME	MPH	DIFF	TIME OF DAY
1 -		45.056	2:24.644	73.89	8.492	16:13:31.902
2 -	1:30.687	45.465	2:16.152 (1)	78.50		16:15:48.054
3 -	1:31.173	45.885	2:17.058 (2)	77.98	0.906	16:18:05.112
4 -	1:32.157	45.194	2:17.351 (3)	77.81	1.199	16:20:22.463
5 -	1:30.334	47.270	2:17.604	77.67	1.452	16:22:40.067
6 -	1:32.155	47.449	2:19.604	76.55	3.452	16:24:59.671

Weather / Track : Cloudy / Dry

Snetterton 300
Circuit Length = 2.9689 miles
Start: 16:11 Flag 16:23 End: 16:25

BMCRC - MRO Championships 2016 - Rnd 9 @ Snetterton 300

MRO Minitwins

RACE 14 - SECTOR ANALYSIS

SECTOR 1 = FL to I1, SECTOR 2 = I1 to FL, DIFF = Difference To Personal Best Lap

P24 84		Ricardo BRANCO		Suzuki -		
IDEAL LAP TIME : 2:16.697		BEST LAP TIME : 2:17.077		DIFFERENCE : 0.380		
LAP	SECTOR 1	SECTOR 2	LAP TIME	MPH	DIFF	TIME OF DAY
1 -		45.654	2:22.487	75.01	5.410	16:13:29.745
2 -	1:31.043	46.034	2:17.077 (1)	77.97		16:15:46.822
3 -	1:32.210	46.054	2:18.264 (2)	77.30	1.187	16:18:05.086
4 -	1:31.625	52.214	2:23.839	74.30	6.762	16:20:28.925
5 -	1:33.499	46.359	2:19.858 (3)	76.42	2.781	16:22:48.783
6 -	1:33.783	46.648	2:20.431	76.10	3.354	16:25:09.214

P25 139		Antony COPLEY		Suzuki -		
IDEAL LAP TIME : 2:19.635		BEST LAP TIME : 2:20.403		DIFFERENCE : 0.768		
LAP	SECTOR 1	SECTOR 2	LAP TIME	MPH	DIFF	TIME OF DAY
1 -		46.075	2:27.718	72.35	7.315	16:13:34.976
2 -	1:33.775	46.774	2:20.549 (3)	76.04	0.146	16:15:55.525
3 -	1:34.390	46.505	2:20.895	75.85	0.492	16:18:16.420
4 -	1:33.560	46.854	2:20.414 (2)	76.11	0.011	16:20:36.834
5 -	1:34.238	46.165	2:20.403 (1)	76.12		16:22:57.237
6 -	1:33.853	46.727	2:20.580	76.02	0.177	16:25:17.817

P26 23		Claire BECKETT		Suzuki -		
IDEAL LAP TIME : 2:19.937		BEST LAP TIME : 2:20.959		DIFFERENCE : 1.022		
LAP	SECTOR 1	SECTOR 2	LAP TIME	MPH	DIFF	TIME OF DAY
1 -		46.892	2:29.230	71.62	8.271	16:13:36.488
2 -	1:33.045	47.914	2:20.959 (1)	75.82		16:15:57.447
3 -	1:34.265	47.775	2:22.040	75.24	1.081	16:18:19.487
4 -	1:34.189	47.603	2:21.792	75.37	0.833	16:20:41.279
5 -	1:33.934	47.782	2:21.716 (3)	75.41	0.757	16:23:02.995
6 -	1:33.608	47.684	2:21.292 (2)	75.64	0.333	16:25:24.287

P27 67		Mike DEVALL		Suzuki -		
IDEAL LAP TIME : 2:20.171		BEST LAP TIME : 2:20.699		DIFFERENCE : 0.528		
LAP	SECTOR 1	SECTOR 2	LAP TIME	MPH	DIFF	TIME OF DAY
1 -		46.950	2:29.873	71.31	9.174	16:13:37.131
2 -	1:33.221	47.478	2:20.699 (1)	75.96		16:15:57.830
3 -	1:34.468	47.550	2:22.018	75.25	1.319	16:18:19.848
4 -	1:34.055	48.024	2:22.079	75.22	1.380	16:20:41.927
5 -	1:33.945	47.916	2:21.861 (3)	75.34	1.162	16:23:03.788
6 -	1:33.965	47.732	2:21.697 (2)	75.42	0.998	16:25:25.485

P28 25		Harrison DAY		Suzuki -		
IDEAL LAP TIME : 2:22.576		BEST LAP TIME : 2:22.576		DIFFERENCE : 0.000		
LAP	SECTOR 1	SECTOR 2	LAP TIME	MPH	DIFF	TIME OF DAY
1 -		47.815	2:30.949	70.80	8.373	16:13:38.207
2 -	1:37.444	49.019	2:26.463	72.97	3.887	16:16:04.670
3 -	1:36.576	48.853	2:25.429	73.49	2.853	16:18:30.099
4 -	1:35.727	47.770	2:23.497 (3)	74.48	0.921	16:20:53.596
5 -	1:35.130	48.065	2:23.195 (2)	74.64	0.619	16:23:16.791
6 -	1:34.917	47.659	2:22.576 (1)	74.96		16:25:39.367

P29 30		Andrew PLAYLE		Suzuki - HP Racing		
IDEAL LAP TIME : 2:23.349		BEST LAP TIME : 2:23.797		DIFFERENCE : 0.448		
LAP	SECTOR 1	SECTOR 2	LAP TIME	MPH	DIFF	TIME OF DAY
1 -		48.469	2:32.637	70.02	8.840	16:13:39.895
2 -	1:36.095	49.728	2:25.823	73.29	2.026	16:16:05.718
3 -	1:36.113	48.953	2:25.066	73.67	1.269	16:18:30.784
4 -	1:35.817	48.596	2:24.413 (2)	74.01	0.616	16:20:55.197
5 -	1:34.880	48.917	2:23.797 (1)	74.32		16:23:18.994

Snetterton 300

Circuit Length = 2.9689 miles

Start: 16:11 Flag 16:23 End: 16:25

Weather / Track : Cloudy / Dry

BMCRC - MRO Championships 2016 - Rnd 9 @ Snetterton 300

MRO Minitwins

RACE 14 - SECTOR ANALYSIS

SECTOR 1 = FL to I1, SECTOR 2 = I1 to FL, DIFF = Difference To Personal Best Lap

6 - 1:35.540 49.340 2:24.880 (3) 73.77 1.083 16:25:43.874

P30 444		Mark WILLIAMS		Suzuki - F.C.I MOTORCYCLES		
IDEAL LAP TIME : 2:10.092		BEST LAP TIME : 2:10.766		DIFFERENCE : 0.674		
LAP	SECTOR 1	SECTOR 2	LAP TIME	MPH	DIFF	TIME OF DAY
1 -		43.766	2:17.814	77.55	7.048	16:13:25.072
2 -	1:27.615	43.992	2:11.607 (3)	81.21	0.841	16:15:36.679
3 -	1:28.319	43.649	2:11.968	80.98	1.202	16:17:48.647
4 -	1:27.575	43.274	2:10.849 (2)	81.68	0.083	16:19:59.496
5 -	1:26.818	43.948	2:10.766 (1)	81.73		16:22:10.262

P31 97		Jake PACKHAM		Suzuki -		
IDEAL LAP TIME : 2:09.935		BEST LAP TIME : 2:09.965		DIFFERENCE : 0.030		
LAP	SECTOR 1	SECTOR 2	LAP TIME	MPH	DIFF	TIME OF DAY
1 -		43.095	2:18.080	77.40	8.115	16:13:25.338
2 -	1:27.539	43.919	2:11.458 (2)	81.30	1.493	16:15:36.796
3 -	1:28.544	43.693	2:12.237	80.82	2.272	16:17:49.033
4 -	1:28.091	43.487	2:11.578 (3)	81.23	1.613	16:20:00.611
5 -	1:26.840	43.125	2:09.965 (1)	82.23		16:22:10.576

P32 48		Shaun WALLIS		Suzuki - Watling Tyres		
IDEAL LAP TIME : 2:11.829		BEST LAP TIME : 2:12.098		DIFFERENCE : 0.269		
LAP	SECTOR 1	SECTOR 2	LAP TIME	MPH	DIFF	TIME OF DAY
1 -		44.014	2:20.423	76.11	8.325	16:13:27.681
2 -	1:28.023	44.645	2:12.668 (2)	80.56	0.570	16:15:40.349
3 -	1:28.303	44.456	2:12.759 (3)	80.50	0.661	16:17:53.108
4 -	1:28.292	43.806	2:12.098 (1)	80.91		16:20:05.206

P33 143		Robert DAVIE		Suzuki -		
IDEAL LAP TIME :		BEST LAP TIME : 2:42.087		DIFFERENCE :		
LAP	SECTOR 1	SECTOR 2	LAP TIME	MPH	DIFF	TIME OF DAY
1 -		55.713	2:42.087 (1)	65.94		16:13:49.345

BMCRC - MRO Championships 2016 - Rnd 9 @ Snetterton 300

MRO Minitwins

RACE 14 - BEST SECTORS

SECTOR 1			SECTOR 2			IDEAL / BEST COMPARISON						
POS	NO	NAME	TIME	NO	NAME	TIME	POS	NO	NAME	IDEAL	BEST	DIFF
									PERFECT LAP	2:03.676		
1	7	HICKLING	1:23.112	7	HICKLING	40.564	1	7	HICKLING	2:03.676	2:03.676	0.000
2	26	DAVIES	1:23.307	124	BUTLER	41.112	2	26	DAVIES	2:04.516	2:04.640	0.124
3	124	BUTLER	1:23.536	26	DAVIES	41.209	3	124	BUTLER	2:04.648	2:04.648	0.000
4	68	EUSTACE	1:23.700	68	EUSTACE	41.380	4	68	EUSTACE	2:05.080	2:05.080	0.000
5	111	FOLKES	1:24.178	118	PLUMMER	41.595	5	118	PLUMMER	2:05.781	2:06.006	0.225
6	118	PLUMMER	1:24.186	111	FOLKES	41.662	6	111	FOLKES	2:05.840	2:05.986	0.146
7	35	WALSH	1:24.272	22	DOWDS	41.888	7	35	WALSH	2:06.206	2:06.206	0.000
8	22	DOWDS	1:24.363	35	WALSH	41.934	8	22	DOWDS	2:06.251	2:06.251	0.000
9	5	MANTELL	1:25.352	5	MANTELL	42.201	9	5	MANTELL	2:07.553	2:07.904	0.351
10	74	SINGLETON	1:26.300	74	SINGLETON	42.576	10	74	SINGLETON	2:08.876	2:09.438	0.562
11	199	COLLINS	1:26.615	199	COLLINS	42.931	11	199	COLLINS	2:09.546	2:09.546	0.000
12	21	MITCHELL	1:26.635	147	WATSON	43.067	12	21	MITCHELL	2:09.744	2:09.858	0.114
13	86	WITHERINGTON	1:26.703	97	PACKHAM	43.095	13	97	PACKHAM	2:09.935	2:09.965	0.030
14	444	WILLIAMS	1:26.818	21	MITCHELL	43.109	14	86	WITHERINGTON	2:10.047	2:10.474	0.427
15	97	PACKHAM	1:26.840	444	WILLIAMS	43.274	15	444	WILLIAMS	2:10.092	2:10.766	0.674
16	93	WALLIS	1:27.058	81	MAY	43.316	16	93	WALLIS	2:10.807	2:10.807	0.000
17	19	LILLEY	1:27.238	86	WITHERINGTON	43.344	17	19	LILLEY	2:10.835	2:11.116	0.281
18	32	THAY	1:27.683	19	LILLEY	43.597	18	147	WATSON	2:10.914	2:10.914	0.000
19	147	WATSON	1:27.847	93	WALLIS	43.749	19	81	MAY	2:11.283	2:11.283	0.000
20	12	BUTLER	1:27.893	12	BUTLER	43.769	20	32	THAY	2:11.636	2:12.194	0.558
21	81	MAY	1:27.967	48	WALLIS	43.806	21	12	BUTLER	2:11.662	2:12.299	0.637
22	48	WALLIS	1:28.023	32	THAY	43.953	22	48	WALLIS	2:11.829	2:12.098	0.269
23	33	RUSSELL	1:29.161	33	RUSSELL	44.576	23	33	RUSSELL	2:13.737	2:13.737	0.000
24	140	SALES	1:29.316	140	SALES	44.853	24	140	SALES	2:14.169	2:14.461	0.292
25	66	SMITH	1:30.334	66	SMITH	45.056	25	66	SMITH	2:15.390	2:16.152	0.762
26	37	WILSON	1:30.699	37	WILSON	45.192	26	37	WILSON	2:15.891	2:16.085	0.194
27	84	BRANCO	1:31.043	84	BRANCO	45.654	27	84	BRANCO	2:16.697	2:17.077	0.380
28	23	BECKETT	1:33.045	139	COPLEY	46.075	28	139	COPLEY	2:19.635	2:20.403	0.768
29	67	DEVALL	1:33.221	23	BECKETT	46.892	29	23	BECKETT	2:19.937	2:20.959	1.022
30	139	COPLEY	1:33.560	67	DEVALL	46.950	30	67	DEVALL	2:20.171	2:20.699	0.528
31	30	PLAYLE	1:34.880	25	DAY	47.659	31	25	DAY	2:22.576	2:22.576	0.000
32	25	DAY	1:34.917	30	PLAYLE	48.469	32	30	PLAYLE	2:23.349	2:23.797	0.448
33				143	DAVIE	55.713	33	143	DAVIE		2:42.087	

Weather / Track : Cloudy / Dry

Results can be found at www.tsl-timing.com

Snetterton 300

Circuit Length = 2.9689 miles

Start: 16:11 Flag 16:23 End: 16:25

Printed - 16:26 Sunday, 18 September 2016



MRO Powerbikes inc Clubman 1000

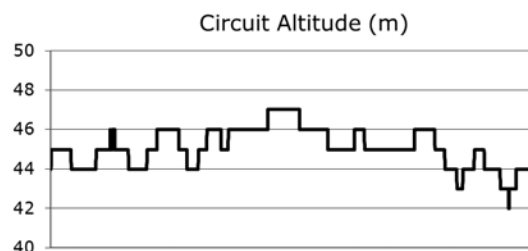
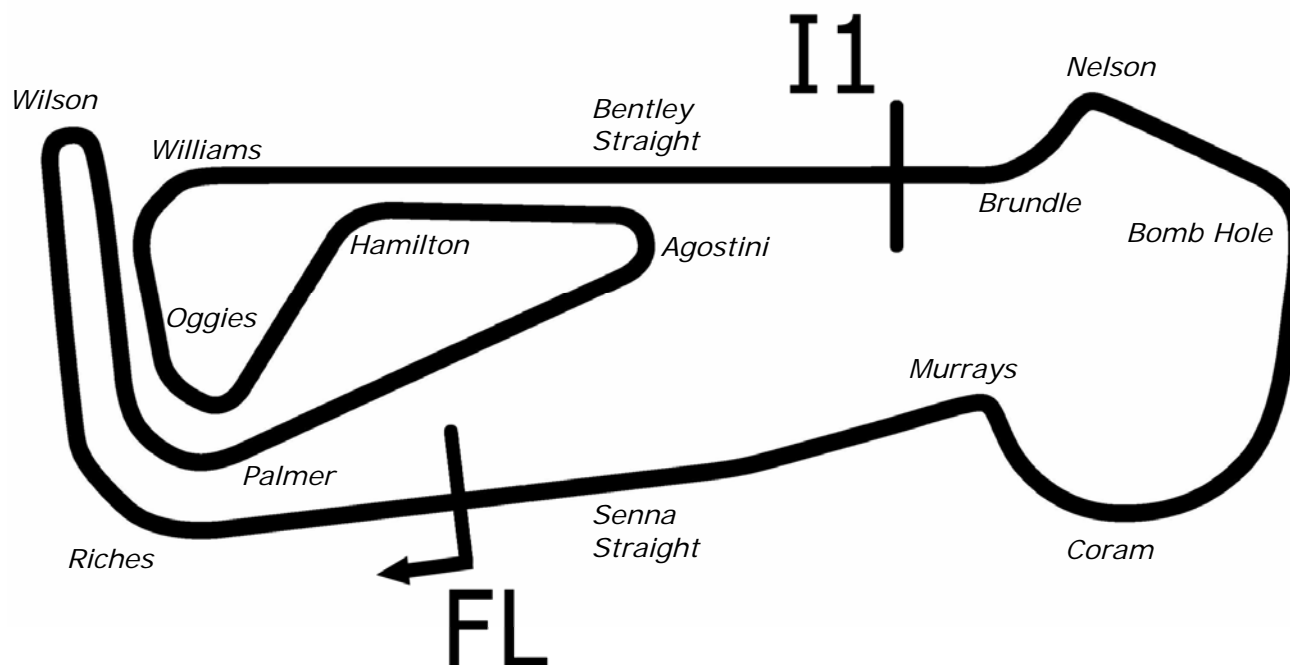
Snetterton 300

17th & 18th September 2016



Results Provided by Timing Solutions Ltd
www.tsl-timing.com

Snetterton 300



Length	2.9689 miles	4778.0 m	
FL		52.46340 N	0.94476 E
I1	3198m	52.46617 N	0.94964 E
Pit Entry	4572m	52.46364 N	0.94774 E
Pit Exit	40m after FL	52.46338 N	0.94420 E
Pit Entry–Pit Exit 246m, 14.7s @60kph, 11.0s @80kph			

All results available at www.tsl-timing.com

BMCRC - MRO Championships 2016 - Rnd 9 @ Snetterton 300



BG Products MRO Powerbikes inc Clubman 1000

QUALIFYING - CLASSIFICATION

POS	NO	CL	PIC NAME	ENTRY	TIME	ON	LAPS	GAP	DIFF	MPH
1	1		1 Peter BAKER	Kawasaki -	2:13.324	3	5			80.16
2	3		2 Colin PARKER	Yamaha - Global Robots	2:13.736	3	4	0.412	0.412	79.91
3	10		3 Joe MORPHETT	Kawasaki - Inta / The Bike Shop	2:14.069	4	5	0.745	0.333	79.72
4	70	C	1 Jamie TIBBLE	Kawasaki - Club70	2:17.209	2	2	3.885	3.140	77.89
5	31		4 Jack CROUCHER	Kawasaki -	2:17.342	4	4	4.018	0.133	77.82
6	18		5 David GOWEN	Yamaha - L&G Engineering / Tinklers	2:20.053	4	4	6.729	2.711	76.31
7	54		6 Andrew SAUNDERS	BMW - Icon Racing	2:20.351	4	4	7.027	0.298	76.15
8	48	C	2 Christos BOUZOUKIS	BMW -	2:22.213	4	4	8.889	1.862	75.15
9	72		7 Michael O'BRIEN	Yamaha -	2:22.564	4	4	9.240	0.351	74.97
10	46	C	3 Simon GATES	Yamaha - No Talentino Rossi (Team FATI Yamaha)	2:23.573	4	4	10.249	1.009	74.44
11	25	C	4 Louis BARTLETT	Kawasaki - Mcmillian williams Solicitors	2:23.842	4	4	10.518	0.269	74.30
12	17	C	5 Luke ZUCHOWSKI	BMW -	2:23.976	4	4	10.652	0.134	74.23
13	19	C	6 Chris LAY	Kawasaki -	2:24.542	4	4	11.218	0.566	73.94
14	100	C	7 Keith STEAD	Honda - Kestead	2:25.054	4	4	11.730	0.512	73.68
15	24		8 Alan SMITH	Kawasaki - Mervyn Lambert Plant / Orwells Mcs	2:25.415	4	4	12.091	0.361	73.50
16	42	C	8 Alan WOOD	Suzuki - J.Clubb Aggregates & Concrete	2:25.725	4	4	12.401	0.310	73.34
17	9	C	9 Mark O'BRIEN	Ducati - obrienhifi.com	2:28.631	4	4	15.307	2.906	71.91
18	52	C	10 Lee BARRETT	Kawasaki - LKJ contract cleaning & dad/mum	2:29.875	4	4	16.551	1.244	71.31
19	8		9 John COUGHLAN	Aprilia - BIKERSWORLD	2:30.004	4	4	16.680	0.129	71.25
20	71	C	11 Colin CLUNE	Kawasaki -	2:32.684	3	3	19.360	2.680	70.00
21	7*	C	12 John DAVIS	Yamaha -	2:33.515	4	4	20.191	0.831	69.62
22	26	C	13 Eiren LONGWILL	Honda -	2:34.729	3	4	21.405	1.214	69.07
23	44	C	14 Kevan BARRETT	Kawasaki - LKJ Contracts	2:37.313	3	4	23.989	2.584	67.94
24	41		10 David ABRAHAM	Kawasaki - Cambridge Motorcycles	2:37.562	3	3	24.238	0.249	67.83
25	76		11 Jason BYARD	Suzuki - May Construction	2:38.428	2	2	25.104	0.866	67.46
26	78	C	15 Shane HERBERT	Kawasaki - FutureMoto/ Whitecroft Lighting	2:40.119	2	2	26.795	1.691	66.75
27	37	C	16 Aldo MORELLO	BMW - UK Roofing & Plastics Supplies Ltd			0			

* No. 7 - Poor signal from transponder - please re-position. See timekeepers if you have any queries.

Weather / Track : Cloudy / Wet

These results are provisional until the conclusion of any judicial and technical matters.

Snetterton 300

Circuit Length = 2.9689 miles

Start: 10:19 Flag 10:29 End: 10:32

Clerk Of Course :	Timekeeper :
-------------------	--------------

Results can be found at www.tsl-timing.com

Printed - 10:32 Saturday, 17 September 2016



BMCRC - MRO Championships 2016 - Rnd 9 @ Snetterton 300

BG Products MRO Powerbikes inc Clubman 1000

QUALIFYING - SECTOR ANALYSIS

SECTOR 1 = FL to I1, SECTOR 2 = I1 to FL, DIFF = Difference To Personal Best Lap

P1		1		Peter BAKER		Kawasaki -	
IDEAL LAP TIME : 2:12.932		BEST LAP TIME : 2:13.324		DIFFERENCE : 0.392			
LAP	SECTOR 1	SECTOR 2	LAP TIME	MPH	DIFF	TIME OF DAY	
1 -	1:35.386	44.600	2:19.986	76.35	6.662	10:22:09.510	
2 -	1:28.605	45.398	2:14.003 (3)	79.76	0.679	10:24:23.513	
3 -	1:28.997	44.327	2:13.324 (1)	80.16		10:26:36.837	
4 -	1:28.802	44.610	2:13.412 (2)	80.11	0.088	10:28:50.249	
5 -	1:29.155	45.540	2:14.695	79.35	1.371	10:31:04.944	

P2		3		Colin PARKER		Yamaha - Global Robots	
IDEAL LAP TIME : 2:13.410		BEST LAP TIME : 2:13.736		DIFFERENCE : 0.326			
LAP	SECTOR 1	SECTOR 2	LAP TIME	MPH	DIFF	TIME OF DAY	
1 -	1:34.648	45.960	2:20.608	76.01	6.872	10:22:07.532	
2 -	1:30.010	44.972	2:14.982 (3)	79.18	1.246	10:24:22.514	
3 -	1:28.511	45.225	2:13.736 (1)	79.91		10:26:36.250	
4 -	1:28.438	45.467	2:13.905 (2)	79.81	0.169	10:28:50.155	

P3		10		Joe MORPHETT		Kawasaki - Inta / The Bike Shop	
IDEAL LAP TIME : 2:14.069		BEST LAP TIME : 2:14.069		DIFFERENCE : 0.000			
LAP	SECTOR 1	SECTOR 2	LAP TIME	MPH	DIFF	TIME OF DAY	
1 -	1:37.845	46.856	2:24.701	73.86	10.632	10:22:07.819	
2 -	1:32.201	45.550	2:17.751	77.58	3.682	10:24:25.570	
3 -	1:30.085	45.060	2:15.145 (3)	79.08	1.076	10:26:40.715	
4 -	1:29.177	44.892	2:14.069 (1)	79.72		10:28:54.784	
5 -	1:29.361	45.400	2:14.761 (2)	79.31	0.692	10:31:09.545	

P4		70 C		Jamie TIBBLE		Kawasaki - Club70	
IDEAL LAP TIME : 2:17.209		BEST LAP TIME : 2:17.209		DIFFERENCE : 0.000			
LAP	SECTOR 1	SECTOR 2	LAP TIME	MPH	DIFF	TIME OF DAY	
1 -	1:36.020	47.192	2:23.212 (2)	74.63	6.003	10:22:05.928	
2 -	1:30.896	46.313	2:17.209 (1)	77.89		10:24:23.137	

P5		31		Jack CROUCHER		Kawasaki -	
IDEAL LAP TIME : 2:16.978		BEST LAP TIME : 2:17.342		DIFFERENCE : 0.364			
LAP	SECTOR 1	SECTOR 2	LAP TIME	MPH	DIFF	TIME OF DAY	
1 -	1:35.184	47.593	2:22.777	74.85	5.435	10:22:05.276	
2 -	1:31.089	46.961	2:18.050 (2)	77.42	0.708	10:24:23.326	
3 -	1:32.441	46.612	2:19.053 (3)	76.86	1.711	10:26:42.379	
4 -	1:31.453	45.889	2:17.342 (1)	77.82		10:28:59.721	

P6		18		David GOWEN		Yamaha - L&G Engineering / Tinklers	
IDEAL LAP TIME : 2:20.053		BEST LAP TIME : 2:20.053		DIFFERENCE : 0.000			
LAP	SECTOR 1	SECTOR 2	LAP TIME	MPH	DIFF	TIME OF DAY	
1 -	1:42.171	50.438	2:32.609	70.03	12.556	10:22:25.137	
2 -	1:35.490	48.492	2:23.982 (3)	74.23	3.929	10:24:49.119	
3 -	1:34.936	48.014	2:22.950 (2)	74.76	2.897	10:27:12.069	
4 -	1:32.732	47.321	2:20.053 (1)	76.31		10:29:32.122	

P7		54		Andrew SAUNDERS		BMW - Icon Racing	
IDEAL LAP TIME : 2:20.055		BEST LAP TIME : 2:20.351		DIFFERENCE : 0.296			
LAP	SECTOR 1	SECTOR 2	LAP TIME	MPH	DIFF	TIME OF DAY	
1 -	1:42.960	48.661	2:31.621	70.49	11.270	10:22:21.387	
2 -	1:35.366	47.933	2:23.299 (3)	74.58	2.948	10:24:44.686	
3 -	1:34.137	46.468	2:20.605 (2)	76.01	0.254	10:27:05.291	
4 -	1:33.587	46.764	2:20.351 (1)	76.15		10:29:25.642	

Weather / Track : Cloudy / Wet

Snetterton 300

Circuit Length = 2.9689 miles

Start: 10:19 Flag 10:29 End: 10:32

BMCRC - MRO Championships 2016 - Rnd 9 @ Snetterton 300

BG Products MRO Powerbikes inc Clubman 1000

QUALIFYING - SECTOR ANALYSIS

SECTOR 1 = FL to I1, SECTOR 2 = I1 to FL, DIFF = Difference To Personal Best Lap

P8 48 C		Christos BOUZOUKIS		BMW -		
IDEAL LAP TIME : 2:22.213		BEST LAP TIME : 2:22.213		DIFFERENCE : 0.000		
LAP	SECTOR 1	SECTOR 2	LAP TIME	MPH	DIFF	TIME OF DAY
1 -	1:42.241	52.819	2:35.060	68.92	12.847	10:22:19.351
2 -	1:36.813	49.386	2:26.199 (2)	73.10	3.986	10:24:45.550
3 -	1:37.921	49.169	2:27.090 (3)	72.66	4.877	10:27:12.640
4 -	1:34.673	47.540	2:22.213 (1)	75.15		10:29:34.853

P9 72		Michael O'BRIEN		Yamaha -		
IDEAL LAP TIME : 2:22.564		BEST LAP TIME : 2:22.564		DIFFERENCE : 0.000		
LAP	SECTOR 1	SECTOR 2	LAP TIME	MPH	DIFF	TIME OF DAY
1 -	1:48.228	55.590	2:43.818	65.24	21.254	10:22:51.007
2 -	1:38.610	50.539	2:29.149 (3)	71.66	6.585	10:25:20.156
3 -	1:38.449	48.510	2:26.959 (2)	72.72	4.395	10:27:47.115
4 -	1:35.381	47.183	2:22.564 (1)	74.97		10:30:09.679

P10 46 C		Simon GATES		Yamaha - No Talentino Rossi (Team FATI Yamaha)		
IDEAL LAP TIME : 2:23.246		BEST LAP TIME : 2:23.573		DIFFERENCE : 0.327		
LAP	SECTOR 1	SECTOR 2	LAP TIME	MPH	DIFF	TIME OF DAY
1 -	1:42.457	54.015	2:36.472	68.30	12.899	10:22:21.582
2 -	1:38.186	49.943	2:28.129 (3)	72.15	4.556	10:24:49.711
3 -	1:36.815	48.329	2:25.144 (2)	73.63	1.571	10:27:14.855
4 -	1:34.917	48.656	2:23.573 (1)	74.44		10:29:38.428

P11 25 C		Louis BARTLETT		Kawasaki - Mcmillian williams Solicitors		
IDEAL LAP TIME : 2:23.842		BEST LAP TIME : 2:23.842		DIFFERENCE : 0.000		
LAP	SECTOR 1	SECTOR 2	LAP TIME	MPH	DIFF	TIME OF DAY
1 -	OUTLAP	50.712	2:37.371	67.91	13.529	10:22:45.467
2 -	1:41.970	51.268	2:33.238 (3)	69.74	9.396	10:25:18.705
3 -	1:38.376	48.993	2:27.369 (2)	72.52	3.527	10:27:46.074
4 -	1:35.937	47.905	2:23.842 (1)	74.30		10:30:09.916

P12 17 C		Luke ZUCHOWSKI		BMW -		
IDEAL LAP TIME : 2:23.625		BEST LAP TIME : 2:23.976		DIFFERENCE : 0.351		
LAP	SECTOR 1	SECTOR 2	LAP TIME	MPH	DIFF	TIME OF DAY
1 -	1:45.310	50.616	2:35.926	68.54	11.950	10:22:27.769
2 -	1:36.789	49.127	2:25.916 (3)	73.24	1.940	10:24:53.685
3 -	1:36.341	48.439	2:24.780 (2)	73.82	0.804	10:27:18.465
4 -	1:35.186	48.790	2:23.976 (1)	74.23		10:29:42.441

P13 19 C		Chris LAY		Kawasaki -		
IDEAL LAP TIME : 2:24.542		BEST LAP TIME : 2:24.542		DIFFERENCE : 0.000		
LAP	SECTOR 1	SECTOR 2	LAP TIME	MPH	DIFF	TIME OF DAY
1 -	1:40.836	51.594	2:32.430	70.11	7.888	10:22:20.132
2 -	1:36.949	49.551	2:26.500 (2)	72.95	1.958	10:24:46.632
3 -	1:37.583	49.346	2:26.929 (3)	72.74	2.387	10:27:13.561
4 -	1:36.074	48.468	2:24.542 (1)	73.94		10:29:38.103

P14 100 C		Keith STEAD		Honda - Kestead		
IDEAL LAP TIME : 2:25.054		BEST LAP TIME : 2:25.054		DIFFERENCE : 0.000		
LAP	SECTOR 1	SECTOR 2	LAP TIME	MPH	DIFF	TIME OF DAY
1 -	1:42.345	51.040	2:33.385	69.68	8.331	10:22:16.340
2 -	1:37.734	50.363	2:28.097 (2)	72.16	3.043	10:24:44.437
3 -	1:39.698	50.640	2:30.338 (3)	71.09	5.284	10:27:14.775
4 -	1:36.264	48.790	2:25.054 (1)	73.68		10:29:39.829

Weather / Track : Cloudy / Wet

Snetterton 300

Circuit Length = 2.9689 miles

Start: 10:19 Flag 10:29 End: 10:32

BMCRC - MRO Championships 2016 - Rnd 9 @ Snetterton 300

BG Products MRO Powerbikes inc Clubman 1000

QUALIFYING - SECTOR ANALYSIS

SECTOR 1 = FL to I1, SECTOR 2 = I1 to FL, DIFF = Difference To Personal Best Lap

P15 24		Alan SMITH		Kawasaki - Mervyn Lambert Plant / Orwells Mcs			
IDEAL LAP TIME : 2:25.415		BEST LAP TIME : 2:25.415		DIFFERENCE : 0.000			
LAP	SECTOR 1	SECTOR 2	LAP TIME	MPH	DIFF	TIME OF DAY	
1 -	1:43.832	52.214	2:36.046	68.49	10.631	10:22:21.305	
2 -	1:37.353	50.423	2:27.776 (3)	72.32	2.361	10:24:49.081	
3 -	1:37.242	50.282	2:27.524 (2)	72.44	2.109	10:27:16.605	
4 -	1:36.385	49.030	2:25.415 (1)	73.50		10:29:42.020	

P16 42 C		Alan WOOD		Suzuki - J.Clubb Aggregates & Concrete			
IDEAL LAP TIME : 2:25.725		BEST LAP TIME : 2:25.725		DIFFERENCE : 0.000			
LAP	SECTOR 1	SECTOR 2	LAP TIME	MPH	DIFF	TIME OF DAY	
1 -	1:46.759	53.781	2:40.540	66.57	14.815	10:22:28.038	
2 -	1:41.365	50.015	2:31.380 (3)	70.60	5.655	10:24:59.418	
3 -	1:39.472	49.899	2:29.371 (2)	71.55	3.646	10:27:28.789	
4 -	1:36.623	49.102	2:25.725 (1)	73.34		10:29:54.514	

P17 9 C		Mark O'BRIEN		Ducati - obrienhifi.com			
IDEAL LAP TIME : 2:28.631		BEST LAP TIME : 2:28.631		DIFFERENCE : 0.000			
LAP	SECTOR 1	SECTOR 2	LAP TIME	MPH	DIFF	TIME OF DAY	
1 -	1:51.249	55.270	2:46.519	64.18	17.888	10:22:39.486	
2 -	1:46.323	53.250	2:39.573 (3)	66.97	10.942	10:25:19.059	
3 -	1:43.846	51.681	2:35.527 (2)	68.72	6.896	10:27:54.586	
4 -	1:37.497	51.134	2:28.631 (1)	71.91		10:30:23.217	

P18 52 C		Lee BARRETT		Kawasaki - LKJ contract cleaning & dad/mum			
IDEAL LAP TIME : 2:29.824		BEST LAP TIME : 2:29.875		DIFFERENCE : 0.051			
LAP	SECTOR 1	SECTOR 2	LAP TIME	MPH	DIFF	TIME OF DAY	
1 -	1:52.469	55.986	2:48.455	63.44	18.580	10:22:38.671	
2 -	1:46.148	50.021	2:36.169 (3)	68.43	6.294	10:25:14.840	
3 -	1:41.574	49.161	2:30.735 (2)	70.90	0.860	10:27:45.575	
4 -	1:40.663	49.212	2:29.875 (1)	71.31		10:30:15.450	

P19 8		John COUGHLAN		Aprilia - BIKERSWORLD			
IDEAL LAP TIME : 2:30.004		BEST LAP TIME : 2:30.004		DIFFERENCE : 0.000			
LAP	SECTOR 1	SECTOR 2	LAP TIME	MPH	DIFF	TIME OF DAY	
1 -	1:51.768	54.169	2:45.937	64.41	15.933	10:22:40.651	
2 -	1:44.974	51.046	2:36.020 (3)	68.50	6.016	10:25:16.671	
3 -	1:40.231	50.099	2:30.330 (2)	71.09	0.326	10:27:47.001	
4 -	1:39.916	50.088	2:30.004 (1)	71.25		10:30:17.005	

P20 71 C		Colin CLUNE		Kawasaki -			
IDEAL LAP TIME : 2:26.343		BEST LAP TIME : 2:32.684		DIFFERENCE : 6.341			
LAP	SECTOR 1	SECTOR 2	LAP TIME	MPH	DIFF	TIME OF DAY	
1 -	1:51.865	54.095	2:45.960 (3)	64.40	13.276	10:22:41.062	
2 -	1:45.678	52.526	2:38.204 (2)	67.55	5.520	10:25:19.266	
3 -	1:43.051	49.633	2:32.684 (1)	70.00		10:27:51.950	

P21 7 C		John DAVIS		Yamaha -			
IDEAL LAP TIME : 2:33.515		BEST LAP TIME : 2:33.515		DIFFERENCE : 0.000			
LAP	SECTOR 1	SECTOR 2	LAP TIME	MPH	DIFF	TIME OF DAY	
1 -	1:52.443	56.675	2:49.118	63.19	15.603	10:22:38.138	
2 -	1:48.894	53.652	2:42.546 (3)	65.75	9.031	10:25:20.684	
3 -	1:45.081	52.004	2:37.085 (2)	68.04	3.570	10:27:57.769	
4 -	1:42.345	51.170	2:33.515 (1)	69.62		10:30:31.284	

Weather / Track : Cloudy / Wet

Snetterton 300
Circuit Length = 2.9689 miles
Start: 10:19 Flag 10:29 End: 10:32

BMCRC - MRO Championships 2016 - Rnd 9 @ Snetterton 300

BG Products MRO Powerbikes inc Clubman 1000

QUALIFYING - SECTOR ANALYSIS

SECTOR 1 = FL to I1, SECTOR 2 = I1 to FL, DIFF = Difference To Personal Best Lap

P22 26 C Eiren LONGWILL		Honda -				
IDEAL LAP TIME : 2:34.729		BEST LAP TIME : 2:34.729		DIFFERENCE : 0.000		
LAP	SECTOR 1	SECTOR 2	LAP TIME	MPH	DIFF	TIME OF DAY
1 -	1:56.306	55.834	2:52.140	62.08	17.411	10:22:48.915
2 -	1:43.875	52.907	2:36.782 (2)	68.17	2.053	10:25:25.697
3 -	1:41.889	52.840	2:34.729 (1)	69.07		10:28:00.426
4 -	1:42.294	54.978	2:37.272 (3)	67.95	2.543	10:30:37.698

P23 44 C Kevan BARRETT		Kawasaki - LKJ Contracts				
IDEAL LAP TIME : 2:35.706		BEST LAP TIME : 2:37.313		DIFFERENCE : 1.607		
LAP	SECTOR 1	SECTOR 2	LAP TIME	MPH	DIFF	TIME OF DAY
1 -	1:52.674	56.388	2:49.062	63.21	11.749	10:22:39.995
2 -	1:48.606	53.021	2:41.627 (3)	66.12	4.314	10:25:21.622
3 -	1:45.075	52.238	2:37.313 (1)	67.94		10:27:58.935
4 -	1:43.468	53.959	2:37.427 (2)	67.89	0.114	10:30:36.362

P24 41 David ABRAHAM		Kawasaki - Cambridge Motorcycles				
IDEAL LAP TIME : 2:32.890		BEST LAP TIME : 2:37.562		DIFFERENCE : 4.672		
LAP	SECTOR 1	SECTOR 2	LAP TIME	MPH	DIFF	TIME OF DAY
1 -	1:49.705	55.459	2:45.164 (3)	64.71	7.602	10:22:40.070
2 -	1:45.457	53.167	2:38.624 (2)	67.37	1.062	10:25:18.694
3 -	1:45.097	52.465	2:37.562 (1)	67.83		10:27:56.256

P25 76 Jason BYARD		Suzuki - May Construction				
IDEAL LAP TIME : 2:38.362		BEST LAP TIME : 2:38.428		DIFFERENCE : 0.066		
LAP	SECTOR 1	SECTOR 2	LAP TIME	MPH	DIFF	TIME OF DAY
1 -	1:52.346	54.191	2:46.537 (2)	64.17	8.109	10:22:41.763
2 -	1:45.755	52.673	2:38.428 (1)	67.46		10:25:20.191

P26 78 C Shane HERBERT		Kawasaki - FutureMoto/ Whitecroft Lighting				
IDEAL LAP TIME : 2:37.587		BEST LAP TIME : 2:40.119		DIFFERENCE : 2.532		
LAP	SECTOR 1	SECTOR 2	LAP TIME	MPH	DIFF	TIME OF DAY
1 -	1:52.660	55.940	2:48.600 (2)	63.39	8.481	10:22:37.888
2 -	1:47.213	52.906	2:40.119 (1)	66.75		10:25:18.007

BMCRC - MRO Championships 2016 - Rnd 9 @ Snetterton 300

BG Products MRO Powerbikes inc Clubman 1000

QUALIFYING - BEST SECTORS

SECTOR 1			SECTOR 2			IDEAL / BEST COMPARISON						
POS	NO	NAME	TIME	NO	NAME	TIME	POS	NO	NAME	IDEAL	BEST	DIFF
									PERFECT LAP	2:12.765		
1	3	PARKER	1:28.438	1	BAKER	44.327	1	1	BAKER	2:12.932	2:13.324	0.392
2	1	BAKER	1:28.605	10	MORPHETT	44.892	2	3	PARKER	2:13.410	2:13.736	0.326
3	10	MORPHETT	1:29.177	3	PARKER	44.972	3	10	MORPHETT	2:14.069	2:14.069	0.000
4	70	TIBBLE	1:30.896	31	CROUCHER	45.889	4	31	CROUCHER	2:16.978	2:17.342	0.364
5	31	CROUCHER	1:31.089	70	TIBBLE	46.313	5	70	TIBBLE	2:17.209	2:17.209	0.000
6	18	GOWEN	1:32.732	54	SAUNDERS	46.468	6	18	GOWEN	2:20.053	2:20.053	0.000
7	54	SAUNDERS	1:33.587	72	O'BRIEN	47.183	7	54	SAUNDERS	2:20.055	2:20.351	0.296
8	48	BOUZOUKIS	1:34.673	18	GOWEN	47.321	8	48	BOUZOUKIS	2:22.213	2:22.213	0.000
9	46	GATES	1:34.917	48	BOUZOUKIS	47.540	9	72	O'BRIEN	2:22.564	2:22.564	0.000
10	17	ZUCHOWSKI	1:35.186	25	BARTLETT	47.905	10	46	GATES	2:23.246	2:23.573	0.327
11	72	O'BRIEN	1:35.381	46	GATES	48.329	11	17	ZUCHOWSKI	2:23.625	2:23.976	0.351
12	25	BARTLETT	1:35.937	17	ZUCHOWSKI	48.439	12	25	BARTLETT	2:23.842	2:23.842	0.000
13	19	LAY	1:36.074	19	LAY	48.468	13	19	LAY	2:24.542	2:24.542	0.000
14	100	STEAD	1:36.264	100	STEAD	48.790	14	100	STEAD	2:25.054	2:25.054	0.000
15	24	SMITH	1:36.385	24	SMITH	49.030	15	24	SMITH	2:25.415	2:25.415	0.000
16	42	WOOD	1:36.623	42	WOOD	49.102	16	42	WOOD	2:25.725	2:25.725	0.000
17	71	CLUNE	1:36.710	52	BARRETT	49.161	17	71	CLUNE	2:26.343	2:32.684	6.341
18	9	O'BRIEN	1:37.497	71	CLUNE	49.633	18	9	O'BRIEN	2:28.631	2:28.631	0.000
19	8	COUGHLAN	1:39.916	8	COUGHLAN	50.088	19	52	BARRETT	2:29.824	2:29.875	0.051
20	41	ABRAHAM	1:40.425	9	O'BRIEN	51.134	20	8	COUGHLAN	2:30.004	2:30.004	0.000
21	52	BARRETT	1:40.663	7	DAVIS	51.170	21	41	ABRAHAM	2:32.890	2:37.562	4.672
22	26	LONGWILL	1:41.889	44	BARRETT	52.238	22	7	DAVIS	2:33.515	2:33.515	0.000
23	37	MORELLO	1:42.029	41	ABRAHAM	52.465	23	26	LONGWILL	2:34.729	2:34.729	0.000
24	7	DAVIS	1:42.345	76	BYARD	52.673	24	44	BARRETT	2:35.706	2:37.313	1.607
25	44	BARRETT	1:43.468	26	LONGWILL	52.840	25	78	HERBERT	2:37.587	2:40.119	2.532
26	78	HERBERT	1:44.681	78	HERBERT	52.906	26	76	BYARD	2:38.362	2:38.428	0.066
27	76	BYARD	1:45.689									

Weather / Track : Cloudy / Wet

Results can be found at www.tsl-timing.com

Snetterton 300

Circuit Length = 2.9689 miles

Start: 10:19 Flag 10:29 End: 10:32

Printed - 10:32 Saturday, 17 September 2016

BMCRC - MRO Championships 2016 - Rnd 9 @ Snetterton 300



BG Products MRO Powerbikes inc Clubman 1000

RACE 4 - CLASSIFICATION

POS	NO	CL	PIC NAME	ENTRY	LAPS	TIME	GAP	DIFF	MPH	BEST	ON
1	3		1 Colin PARKER	Yamaha - Global Robots	7	15:36.059			79.92	2:11.081	5
2	1		2 Peter BAKER	Kawasaki -	7	15:40.517	4.458	4.458	79.54	2:11.626	4
3	10		3 Joe MORPHETT	Kawasaki - Inta / The Bike Shop	7	15:45.553	9.494	5.036	79.12	2:12.120	4
4	18		4 David GOWEN	Yamaha - L&G Engineering / Tinklers	7	16:03.952	27.893	18.399	77.61	2:14.046	6
5	54		5 Andrew SAUNDERS	BMW - Icon Racing	7	16:06.535	30.476	2.583	77.40	2:15.281	6
6	72		6 Michael O'BRIEN	Yamaha -	7	16:06.815	30.756	0.280	77.38	2:16.185	3
7	48	C	1 Christos BOUZOUKIS	BMW -	7	16:07.292	31.233	0.477	77.34	2:12.970	6
8	31		7 Jack CROUCHER	Kawasaki -	7	16:16.561	40.502	9.269	76.61	2:17.571	4
9	70	C	2 Jamie TIBBLE	Kawasaki - Club70	7	16:19.172	43.113	2.611	76.40	2:17.066	7
10	24		8 Alan SMITH	Kawasaki - Mervyn Lambert Plant / Orwells Mcs	7	16:19.357	43.298	0.185	76.39	2:16.093	6
11	17	C	3 Luke ZUCHOWSKI	BMW -	7	16:21.959	45.900	2.602	76.19	2:16.081	7
12	19	C	4 Chris LAY	Kawasaki -	7	16:22.270	46.211	0.311	76.16	2:15.507	7
13	46	C	5 Simon GATES	Yamaha - No Talentino Rossi (Team FATI Yamaha)	7	16:22.671	46.612	0.401	76.13	2:15.585	7
14	9	C	6 Mark O'BRIEN	Ducati - obrienhifi.com	7	16:38.396	1:02.337	15.725	74.93	2:19.897	3
15	37	C	7 Aldo MORELLO	BMW - UK Roofing & Plastics Supplies Ltd	7	16:41.841	1:05.782	3.445	74.67	2:18.810	4
16	100	C	8 Keith STEAD	Honda - Kestead	7	16:50.776	1:14.717	8.935	74.01	2:21.549	6
17	26	C	9 Eiren LONGWILL	Honda -	7	16:56.179	1:20.120	5.403	73.62	2:21.787	5
18	8		9 John COUGHLAN	Aprilia - BIKERSWORLD	7	16:56.840	1:20.781	0.661	73.57	2:22.484	6
19	7	C	10 John DAVIS	Yamaha -	7	17:09.763	1:33.704	12.923	72.65	2:20.967	7
20	78	C	11 Shane HERBERT	Kawasaki - FutureMoto/ Whitecroft Lighting	7	17:10.828	1:34.769	1.065	72.57	2:22.543	7
21	44	C	12 Kevan BARRETT	Kawasaki - LKJ Contracts	7	17:58.498	2:22.439	47.670	69.37	2:31.510	7

NOT CLASSIFIED

DNF	52	C	Lee BARRETT	Kawasaki - LKJ contract cleaning & dad/mum	4	10:00.034	3 Laps	3 Laps	71.24	2:27.086	3
DNF	25	C	Louis BARTLETT	Kawasaki - Mcmillian williams Solicitors	3	7:12.599	4 Laps	1 Lap	74.11	2:19.644	2
DNF	42	C	Alan WOOD	Suzuki - J.Clubb Aggregates & Concrete	1	2:35.874	6 Laps	2 Laps	68.56	2:35.874	1

FASTEST LAP

3			Colin PARKER	Yamaha - Global Robots	5	2:11.081		81.53 mph		131.22 kph	
48	C		Christos BOUZOUKIS	BMW -	6	2:12.970		80.37 mph		129.35 kph	

Class - 90% of Race Speed = 71.92 mph
 Class C - 90% of Race Speed = 69.60 mph

Snetterton 300
 Circuit Length = 2.9689 miles
 Start: 15:24 Flag 15:40 End: 15:42

Weather / Track : Cloudy / Wet
 These results are provisional until the conclusion of any judicial and technical matters.

Clerk Of Course :	Timekeeper :
-------------------	--------------

Results can be found at www.tsl-timing.com

Printed - 15:42 Saturday, 17 September 2016



BMCRC - MRO Championships 2016 - Rnd 9 @ Snetterton 300

BG Products MRO Powerbikes inc Clubman 1000

RACE 4 - LAP CHART

LAP 1 @ 15:26:58.530

NO	BEHIND	LAP TIME
3		2:20.582
10	0.608	2:21.190
1	1.412	2:21.994
72	3.073	2:23.655
18	5.225	2:25.807
31	5.307	2:25.889
70	7.222	2:27.804
54	7.527	2:28.109
19	8.494	2:29.076
46	8.666	2:29.248
48	9.407	2:29.989
100	9.431	2:30.013
24	9.744	2:30.326
25	11.139	2:31.721
17	11.606	2:32.188
9	12.265	2:32.847
8	14.484	2:35.066
42	15.292	2:35.874
37	15.309	2:35.891
26	16.030	2:36.612
52	17.856	2:38.438
78	18.861	2:39.443
7	19.946	2:40.528
44	21.794	2:42.376

LAP 2 @ 15:29:12.110

NO	BEHIND	LAP TIME
3		2:13.580
1	1.479	2:13.647
10	1.754	2:14.726
72	6.150	2:16.657
18	10.557	2:18.912
31	11.089	2:19.362
54	11.620	2:17.673
70	15.465	2:21.823
48	15.635	2:19.808
19	16.578	2:21.664
24	16.657	2:20.493
46	17.092	2:22.006
25	17.203	2:19.644
17	17.512	2:19.486
9	18.680	2:19.995
100	21.403	2:25.552
37	24.732	2:23.003
8	25.390	2:24.486
26	26.025	2:23.575
52	31.513	2:27.237
78	32.922	2:27.641
7	33.655	2:27.289
44	40.692	2:32.478

LAP 3 @ 15:31:25.086

NO	BEHIND	LAP TIME
3		2:12.976
1	1.614	2:13.111
10	2.197	2:13.419
72	9.359	2:16.185
18	14.096	2:16.515
54	15.064	2:16.420
31	17.031	2:18.918
48	20.054	2:17.395

70	21.425	2:18.936
19	24.121	2:20.519
46	24.394	2:20.278
24	24.538	2:20.857
17	24.554	2:20.018
25	25.461	2:21.234
9	25.601	2:19.897
37	33.295	2:21.539
100	33.782	2:25.355
8	36.739	2:24.325
26	37.125	2:24.076
52	45.623	2:27.086
7	46.323	2:25.644
78	46.715	2:26.769
44	1:01.587	2:33.871

LAP 4 @ 15:33:37.859

NO	BEHIND	LAP TIME
3		2:12.773
1	0.467	2:11.626
10	1.544	2:12.120
72	14.294	2:17.708
18	18.661	2:17.338
54	18.794	2:16.503
31	21.829	2:17.571
48	22.443	2:15.162
70	26.423	2:17.771
24	29.413	2:17.648
19	30.350	2:19.002
17	30.821	2:19.040
46	31.254	2:19.633
9	34.844	2:22.016
37	39.332	2:18.810
100	45.128	2:24.119
26	47.451	2:23.099
8	48.613	2:24.647
7	58.720	2:25.170
78	59.162	2:25.220
52	1:00.123	2:27.273
44	1:22.690	2:33.876

LAP 5 @ 15:35:48.940

NO	BEHIND	LAP TIME
3		2:11.081
1	1.994	2:12.608
10	4.114	2:13.651
72	21.129	2:17.916
18	24.291	2:16.711
54	24.475	2:16.762
48	27.312	2:15.950
31	28.973	2:18.225
70	33.442	2:18.100
24	35.272	2:16.940
17	38.490	2:18.750
19	38.792	2:19.523
46	39.296	2:19.123
9	44.678	2:20.915
37	48.316	2:20.065
100	56.132	2:22.085
26	58.157	2:21.787
8	1:00.233	2:22.701
7	1:12.939	2:25.300
78	1:13.265	2:25.184
44	1:44.311	2:32.702

LAP 6 @ 15:38:00.399

NO	BEHIND	LAP TIME
3		2:11.459
1	3.683	2:13.148
10	7.713	2:15.058
18	26.878	2:14.046
72	27.042	2:17.372
54	28.297	2:15.281
48	28.823	2:12.970
31	35.321	2:17.807
70	39.655	2:17.672
24	39.906	2:16.093
17	43.427	2:16.396
19	44.312	2:16.979
46	44.635	2:16.798
9	53.992	2:20.773
37	57.740	2:20.883
100	1:06.222	2:21.549
26	1:08.775	2:22.077
8	1:11.258	2:22.484
78	1:25.834	2:24.028
7	1:26.345	2:24.865
44	2:04.537	2:31.685

LAP 7 @ 15:40:14.007

NO	BEHIND	LAP TIME
3		2:13.608
1	4.458	2:14.383
10	9.494	2:15.389
18	27.893	2:14.623
54	30.476	2:15.787
72	30.756	2:17.322
48	31.233	2:16.018
31	40.502	2:18.789
70	43.113	2:17.066
24	43.298	2:17.000
17	45.900	2:16.081
19	46.211	2:15.507
46	46.612	2:15.585
9	1:02.337	2:21.953
37	1:05.782	2:21.650
100	1:14.717	2:22.103
26	1:20.120	2:24.953
8	1:20.781	2:23.131
7	1:33.704	2:20.967
78	1:34.769	2:22.543
44	2:22.439	2:31.510

Weather / Track : Cloudy / Wet

Results can be found at www.tsl-timing.com

Snetterton 300

Circuit Length = 2.9689 miles

Start: 15:24 Flag 15:40 End: 15:42

Printed - 15:45 Saturday, 17 September 2016

BMCRC - MRO Championships 2016 - Rnd 9 @ Snetterton 300

BG Products MRO Powerbikes inc Clubman 1000

RACE 4 - SECTOR ANALYSIS

SECTOR 1 = FL to I1, SECTOR 2 = I1 to FL, DIFF = Difference To Personal Best Lap

P1 3		Colin PARKER		Yamaha - Global Robots		
IDEAL LAP TIME : 2:11.081		BEST LAP TIME : 2:11.081		DIFFERENCE : 0.000		
LAP	SECTOR 1	SECTOR 2	LAP TIME	MPH	DIFF	TIME OF DAY
1 -		45.134	2:20.582	76.02	9.501	15:26:58.530
2 -	1:28.774	44.806	2:13.580	80.01	2.499	15:29:12.110
3 -	1:28.704	44.272	2:12.976	80.37	1.895	15:31:25.086
4 -	1:28.445	44.328	2:12.773 (3)	80.49	1.692	15:33:37.859
5 -	1:27.301	43.780	2:11.081 (1)	81.53		15:35:48.940
6 -	1:27.593	43.866	2:11.459 (2)	81.30	0.378	15:38:00.399
7 -	1:28.845	44.763	2:13.608	79.99	2.527	15:40:14.007

P2 1		Peter BAKER		Kawasaki -		
IDEAL LAP TIME : 2:11.485		BEST LAP TIME : 2:11.626		DIFFERENCE : 0.141		
LAP	SECTOR 1	SECTOR 2	LAP TIME	MPH	DIFF	TIME OF DAY
1 -		45.644	2:21.994	75.27	10.368	15:26:59.942
2 -	1:28.628	45.019	2:13.647	79.97	2.021	15:29:13.589
3 -	1:28.743	44.368	2:13.111 (3)	80.29	1.485	15:31:26.700
4 -	1:27.459	44.167	2:11.626 (1)	81.20		15:33:38.326
5 -	1:28.582	44.026	2:12.608 (2)	80.59	0.982	15:35:50.934
6 -	1:28.666	44.482	2:13.148	80.27	1.522	15:38:04.082
7 -	1:29.431	44.952	2:14.383	79.53	2.757	15:40:18.465

P3 10		Joe MORPHETT		Kawasaki - Inta / The Bike Shop		
IDEAL LAP TIME : 2:12.120		BEST LAP TIME : 2:12.120		DIFFERENCE : 0.000		
LAP	SECTOR 1	SECTOR 2	LAP TIME	MPH	DIFF	TIME OF DAY
1 -		45.087	2:21.190	75.69	9.070	15:26:59.138
2 -	1:29.694	45.032	2:14.726	79.33	2.606	15:29:13.864
3 -	1:29.100	44.319	2:13.419 (2)	80.10	1.299	15:31:27.283
4 -	1:28.017	44.103	2:12.120 (1)	80.89		15:33:39.403
5 -	1:28.927	44.724	2:13.651 (3)	79.97	1.531	15:35:53.054
6 -	1:30.441	44.617	2:15.058	79.13	2.938	15:38:08.112
7 -	1:30.505	44.884	2:15.389	78.94	3.269	15:40:23.501

P4 18		David GOWEN		Yamaha - L&G Engineering / Tinklers		
IDEAL LAP TIME : 2:13.860		BEST LAP TIME : 2:14.046		DIFFERENCE : 0.186		
LAP	SECTOR 1	SECTOR 2	LAP TIME	MPH	DIFF	TIME OF DAY
1 -		46.797	2:25.807	73.30	11.761	15:27:03.755
2 -	1:32.654	46.258	2:18.912	76.94	4.866	15:29:22.667
3 -	1:30.710	45.805	2:16.515 (3)	78.29	2.469	15:31:39.182
4 -	1:30.990	46.348	2:17.338	77.82	3.292	15:33:56.520
5 -	1:31.649	45.062	2:16.711	78.18	2.665	15:36:13.231
6 -	1:28.798	45.248	2:14.046 (1)	79.73		15:38:27.277
7 -	1:29.204	45.419	2:14.623 (2)	79.39	0.577	15:40:41.900

P5 54		Andrew SAUNDERS		BMW - Icon Racing		
IDEAL LAP TIME : 2:15.189		BEST LAP TIME : 2:15.281		DIFFERENCE : 0.092		
LAP	SECTOR 1	SECTOR 2	LAP TIME	MPH	DIFF	TIME OF DAY
1 -		46.781	2:28.109	72.16	12.828	15:27:06.057
2 -	1:31.903	45.770	2:17.673	77.63	2.392	15:29:23.730
3 -	1:31.302	45.118	2:16.420 (3)	78.34	1.139	15:31:40.150
4 -	1:31.719	44.784	2:16.503	78.29	1.222	15:33:56.653
5 -	1:31.491	45.271	2:16.762	78.15	1.481	15:36:13.415
6 -	1:30.484	44.797	2:15.281 (1)	79.00		15:38:28.696
7 -	1:30.405	45.382	2:15.787 (2)	78.71	0.506	15:40:44.483

P6 72		Michael O'BRIEN		Yamaha -		
IDEAL LAP TIME : 2:16.063		BEST LAP TIME : 2:16.185		DIFFERENCE : 0.122		
LAP	SECTOR 1	SECTOR 2	LAP TIME	MPH	DIFF	TIME OF DAY

Weather / Track : Cloudy / Wet

Snetterton 300
Circuit Length = 2.9689 miles
Start: 15:24 Flag 15:40 End: 15:42

BMCRC - MRO Championships 2016 - Rnd 9 @ Snetterton 300

BG Products MRO Powerbikes inc Clubman 1000

RACE 4 - SECTOR ANALYSIS

SECTOR 1 = FL to I1, SECTOR 2 = I1 to FL, DIFF = Difference To Personal Best Lap

1 -		46.570	2:23.655	74.40	7.470	15:27:01.603
2 -	1:30.766	45.891	2:16.657 (2)	78.21	0.472	15:29:18.260
3 -	1:30.172	46.013	2:16.185 (1)	78.48		15:31:34.445
4 -	1:31.241	46.467	2:17.708	77.61	1.523	15:33:52.153
5 -	1:31.730	46.186	2:17.916	77.49	1.731	15:36:10.069
6 -	1:30.997	46.375	2:17.372	77.80	1.187	15:38:27.441
7 -	1:31.128	46.194	2:17.322 (3)	77.83	1.137	15:40:44.763

P7	48 C	Christos BOUZOUKIS	BMW -
IDEAL LAP TIME : 2:12.970		BEST LAP TIME : 2:12.970	DIFFERENCE : 0.000

LAP	SECTOR 1	SECTOR 2	LAP TIME	MPH	DIFF	TIME OF DAY
1 -		47.685	2:29.989	71.25	17.019	15:27:07.937
2 -	1:32.849	46.959	2:19.808	76.44	6.838	15:29:27.745
3 -	1:31.267	46.128	2:17.395	77.79	4.425	15:31:45.140
4 -	1:29.879	45.283	2:15.162 (2)	79.07	2.192	15:34:00.302
5 -	1:30.686	45.264	2:15.950 (3)	78.61	2.980	15:36:16.252
6 -	1:28.172	44.798	2:12.970 (1)	80.37		15:38:29.222
7 -	1:29.724	46.294	2:16.018	78.57	3.048	15:40:45.240

P8	31	Jack CROUCHER	Kawasaki -
IDEAL LAP TIME : 2:17.361		BEST LAP TIME : 2:17.571	DIFFERENCE : 0.210

LAP	SECTOR 1	SECTOR 2	LAP TIME	MPH	DIFF	TIME OF DAY
1 -		46.433	2:25.889	73.26	8.318	15:27:03.837
2 -	1:33.004	46.358	2:19.362	76.69	1.791	15:29:23.199
3 -	1:32.676	46.242	2:18.918	76.93	1.347	15:31:42.117
4 -	1:31.381	46.190	2:17.571 (1)	77.69		15:33:59.688
5 -	1:32.245	45.980	2:18.225 (3)	77.32	0.654	15:36:17.913
6 -	1:31.433	46.374	2:17.807 (2)	77.55	0.236	15:38:35.720
7 -	1:31.743	47.046	2:18.789	77.00	1.218	15:40:54.509

P9	70 C	Jamie TIBBLE	Kawasaki - Club70
IDEAL LAP TIME : 2:16.587		BEST LAP TIME : 2:17.066	DIFFERENCE : 0.479

LAP	SECTOR 1	SECTOR 2	LAP TIME	MPH	DIFF	TIME OF DAY
1 -		47.410	2:27.804	72.31	10.738	15:27:05.752
2 -	1:34.212	47.611	2:21.823	75.36	4.757	15:29:27.575
3 -	1:32.271	46.665	2:18.936	76.92	1.870	15:31:46.511
4 -	1:32.020	45.751	2:17.771 (3)	77.57	0.705	15:34:04.282
5 -	1:31.635	46.465	2:18.100	77.39	1.034	15:36:22.382
6 -	1:31.052	46.620	2:17.672 (2)	77.63	0.606	15:38:40.054
7 -	1:31.531	45.535	2:17.066 (1)	77.97		15:40:57.120

P10	24	Alan SMITH	Kawasaki - Mervyn Lambert Plant / Orwells Mcs
IDEAL LAP TIME : 2:14.926		BEST LAP TIME : 2:16.093	DIFFERENCE : 1.167

LAP	SECTOR 1	SECTOR 2	LAP TIME	MPH	DIFF	TIME OF DAY
1 -		47.226	2:30.326	71.09	14.233	15:27:08.274
2 -	1:32.837	47.656	2:20.493	76.07	4.400	15:29:28.767
3 -	1:33.597	47.260	2:20.857	75.87	4.764	15:31:49.624
4 -	1:31.923	45.725	2:17.648	77.64	1.555	15:34:07.272
5 -	1:31.563	45.377	2:16.940 (2)	78.04	0.847	15:36:24.212
6 -	1:29.549	46.544	2:16.093 (1)	78.53		15:38:40.305
7 -	1:31.527	45.473	2:17.000 (3)	78.01	0.907	15:40:57.305

P11	17 C	Luke ZUCHOWSKI	BMW -
IDEAL LAP TIME : 2:15.734		BEST LAP TIME : 2:16.081	DIFFERENCE : 0.347

LAP	SECTOR 1	SECTOR 2	LAP TIME	MPH	DIFF	TIME OF DAY
1 -		47.150	2:32.188	70.22	16.107	15:27:10.136
2 -	1:33.083	46.403	2:19.486	76.62	3.405	15:29:29.622
3 -	1:32.874	47.144	2:20.018	76.33	3.937	15:31:49.640
4 -	1:32.801	46.239	2:19.040	76.87	2.959	15:34:08.680

Snetterton 300

Circuit Length = 2.9689 miles

Start: 15:24 Flag 15:40 End: 15:42

Weather / Track : Cloudy / Wet

BMCRC - MRO Championships 2016 - Rnd 9 @ Snetterton 300

BG Products MRO Powerbikes inc Clubman 1000

RACE 4 - SECTOR ANALYSIS

SECTOR 1 = FL to I1, SECTOR 2 = I1 to FL, DIFF = Difference To Personal Best Lap

5 -	1:32.552	46.198	2:18.750 (3)	77.03	2.669	15:36:27.430
6 -	1:30.803	45.593	2:16.396 (2)	78.36	0.315	15:38:43.826
7 -	1:30.141	45.940	2:16.081 (1)	78.54		15:40:59.907

P12	19 C	Chris LAY	Kawasaki -			
IDEAL LAP TIME : 2:15.507		BEST LAP TIME : 2:15.507	DIFFERENCE : 0.000			
LAP	SECTOR 1	SECTOR 2	LAP TIME	MPH	DIFF	TIME OF DAY
1 -		47.867	2:29.076	71.69	13.569	15:27:07.024
2 -	1:33.950	47.714	2:21.664	75.44	6.157	15:29:28.688
3 -	1:33.219	47.300	2:20.519	76.06	5.012	15:31:49.207
4 -	1:32.428	46.574	2:19.002 (3)	76.89	3.495	15:34:08.209
5 -	1:33.427	46.096	2:19.523	76.60	4.016	15:36:27.732
6 -	1:31.274	45.705	2:16.979 (2)	78.02	1.472	15:38:44.711
7 -	1:30.294	45.213	2:15.507 (1)	78.87		15:41:00.218

P13	46 C	Simon GATES	Yamaha - No Talentino Rossi (Team FATI Yamaha)			
IDEAL LAP TIME : 2:15.585		BEST LAP TIME : 2:15.585	DIFFERENCE : 0.000			
LAP	SECTOR 1	SECTOR 2	LAP TIME	MPH	DIFF	TIME OF DAY
1 -		47.598	2:29.248	71.61	13.663	15:27:07.196
2 -	1:34.437	47.569	2:22.006	75.26	6.421	15:29:29.202
3 -	1:32.981	47.297	2:20.278	76.19	4.693	15:31:49.480
4 -	1:33.366	46.267	2:19.633	76.54	4.048	15:34:09.113
5 -	1:32.885	46.238	2:19.123 (3)	76.82	3.538	15:36:28.236
6 -	1:31.091	45.707	2:16.798 (2)	78.13	1.213	15:38:45.034
7 -	1:30.356	45.229	2:15.585 (1)	78.82		15:41:00.619

P14	9 C	Mark O'BRIEN	Ducati - obrienhifi.com			
IDEAL LAP TIME : 2:19.306		BEST LAP TIME : 2:19.897	DIFFERENCE : 0.591			
LAP	SECTOR 1	SECTOR 2	LAP TIME	MPH	DIFF	TIME OF DAY
1 -		47.631	2:32.847	69.92	12.950	15:27:10.795
2 -	1:34.045	45.950	2:19.995 (2)	76.34	0.098	15:29:30.790
3 -	1:33.356	46.541	2:19.897 (1)	76.39		15:31:50.687
4 -	1:34.709	47.307	2:22.016	75.25	2.119	15:34:12.703
5 -	1:34.306	46.609	2:20.915	75.84	1.018	15:36:33.618
6 -	1:34.289	46.484	2:20.773 (3)	75.92	0.876	15:38:54.391
7 -	1:34.635	47.318	2:21.953	75.29	2.056	15:41:16.344

P15	37 C	Aldo MORELLO	BMW - UK Roofing & Plastics Supplies Ltd			
IDEAL LAP TIME : 2:18.810		BEST LAP TIME : 2:18.810	DIFFERENCE : 0.000			
LAP	SECTOR 1	SECTOR 2	LAP TIME	MPH	DIFF	TIME OF DAY
1 -		48.659	2:35.891	68.56	17.081	15:27:13.839
2 -	1:34.845	48.158	2:23.003	74.74	4.193	15:29:36.842
3 -	1:33.412	48.127	2:21.539	75.51	2.729	15:31:58.381
4 -	1:32.499	46.311	2:18.810 (1)	76.99		15:34:17.191
5 -	1:32.549	47.516	2:20.065 (2)	76.30	1.255	15:36:37.256
6 -	1:34.465	46.418	2:20.883 (3)	75.86	2.073	15:38:58.139
7 -	1:34.401	47.249	2:21.650	75.45	2.840	15:41:19.789

P16	100 C	Keith STEAD	Honda - Kestead			
IDEAL LAP TIME : 2:21.220		BEST LAP TIME : 2:21.549	DIFFERENCE : 0.329			
LAP	SECTOR 1	SECTOR 2	LAP TIME	MPH	DIFF	TIME OF DAY
1 -		47.945	2:30.013	71.24	8.464	15:27:07.961
2 -	1:37.186	48.366	2:25.552	73.43	4.003	15:29:33.513
3 -	1:36.168	49.187	2:25.355	73.53	3.806	15:31:58.868
4 -	1:35.813	48.306	2:24.119	74.16	2.570	15:34:22.987
5 -	1:33.883	48.202	2:22.085 (2)	75.22	0.536	15:36:45.072
6 -	1:33.933	47.616	2:21.549 (1)	75.50		15:39:06.621
7 -	1:33.604	48.499	2:22.103 (3)	75.21	0.554	15:41:28.724

Snetterton 300

Circuit Length = 2.9689 miles

Start: 15:24 Flag 15:40 End: 15:42

Weather / Track : Cloudy / Wet

BMCRC - MRO Championships 2016 - Rnd 9 @ Snetterton 300

BG Products MRO Powerbikes inc Clubman 1000

RACE 4 - SECTOR ANALYSIS

SECTOR 1 = FL to I1, SECTOR 2 = I1 to FL, DIFF = Difference To Personal Best Lap

P17 26 C Eiren LONGWILL		Honda -				
IDEAL LAP TIME : 2:21.787		BEST LAP TIME : 2:21.787		DIFFERENCE : 0.000		
LAP	SECTOR 1	SECTOR 2	LAP TIME	MPH	DIFF	TIME OF DAY
1 -		48.994	2:36.612	68.24	14.825	15:27:14.560
2 -	1:34.773	48.802	2:23.575	74.44	1.788	15:29:38.135
3 -	1:35.366	48.710	2:24.076	74.18	2.289	15:32:02.211
4 -	1:34.507	48.592	2:23.099 (3)	74.69	1.312	15:34:25.310
5 -	1:34.210	47.577	2:21.787 (1)	75.38		15:36:47.097
6 -	1:34.322	47.755	2:22.077 (2)	75.22	0.290	15:39:09.174
7 -	1:35.918	49.035	2:24.953	73.73	3.166	15:41:34.127

P18 8 John COUGHLAN		Aprilia - BIKERSWORLD				
IDEAL LAP TIME : 2:22.484		BEST LAP TIME : 2:22.484		DIFFERENCE : 0.000		
LAP	SECTOR 1	SECTOR 2	LAP TIME	MPH	DIFF	TIME OF DAY
1 -		48.889	2:35.066	68.92	12.582	15:27:13.014
2 -	1:35.464	49.022	2:24.486	73.97	2.002	15:29:37.500
3 -	1:35.642	48.683	2:24.325	74.05	1.841	15:32:01.825
4 -	1:36.350	48.297	2:24.647	73.89	2.163	15:34:26.472
5 -	1:34.549	48.152	2:22.701 (2)	74.89	0.217	15:36:49.173
6 -	1:34.385	48.099	2:22.484 (1)	75.01		15:39:11.657
7 -	1:34.597	48.534	2:23.131 (3)	74.67	0.647	15:41:34.788

P19 7 C John DAVIS		Yamaha -				
IDEAL LAP TIME : 2:20.967		BEST LAP TIME : 2:20.967		DIFFERENCE : 0.000		
LAP	SECTOR 1	SECTOR 2	LAP TIME	MPH	DIFF	TIME OF DAY
1 -		50.227	2:40.528	66.58	19.561	15:27:18.476
2 -	1:38.474	48.815	2:27.289	72.56	6.322	15:29:45.765
3 -	1:37.391	48.253	2:25.644	73.38	4.677	15:32:11.409
4 -	1:36.445	48.725	2:25.170 (3)	73.62	4.203	15:34:36.579
5 -	1:36.740	48.560	2:25.300	73.55	4.333	15:37:01.879
6 -	1:36.212	48.653	2:24.865 (2)	73.77	3.898	15:39:26.744
7 -	1:34.528	46.439	2:20.967 (1)	75.81		15:41:47.711

P20 78 C Shane HERBERT		Kawasaki - FutureMoto/ Whitecroft Lighting				
IDEAL LAP TIME : 2:22.543		BEST LAP TIME : 2:22.543		DIFFERENCE : 0.000		
LAP	SECTOR 1	SECTOR 2	LAP TIME	MPH	DIFF	TIME OF DAY
1 -		49.331	2:39.443	67.03	16.900	15:27:17.391
2 -	1:38.353	49.288	2:27.641	72.39	5.098	15:29:45.032
3 -	1:38.391	48.378	2:26.769	72.82	4.226	15:32:11.801
4 -	1:36.423	48.797	2:25.220	73.59	2.677	15:34:37.021
5 -	1:36.655	48.529	2:25.184 (3)	73.61	2.641	15:37:02.205
6 -	1:35.989	48.039	2:24.028 (2)	74.20	1.485	15:39:26.233
7 -	1:35.485	47.058	2:22.543 (1)	74.98		15:41:48.776

P21 44 C Kevan BARRETT		Kawasaki - LKJ Contracts				
IDEAL LAP TIME : 2:31.386		BEST LAP TIME : 2:31.510		DIFFERENCE : 0.124		
LAP	SECTOR 1	SECTOR 2	LAP TIME	MPH	DIFF	TIME OF DAY
1 -		50.889	2:42.376	65.82	10.866	15:27:20.324
2 -	1:41.335	51.143	2:32.478 (3)	70.09	0.968	15:29:52.802
3 -	1:42.356	51.515	2:33.871	69.46	2.361	15:32:26.673
4 -	1:42.479	51.397	2:33.876	69.45	2.366	15:35:00.549
5 -	1:42.060	50.642	2:32.702	69.99	1.192	15:37:33.251
6 -	1:41.139	50.546	2:31.685 (2)	70.46	0.175	15:40:04.936
7 -	1:41.263	50.247	2:31.510 (1)	70.54		15:42:36.446

P22 52 C Lee BARRETT		Kawasaki - LKJ contract cleaning & dad/mum				
IDEAL LAP TIME : 2:25.594		BEST LAP TIME : 2:27.086		DIFFERENCE : 1.492		
LAP	SECTOR 1	SECTOR 2	LAP TIME	MPH	DIFF	TIME OF DAY

Weather / Track : Cloudy / Wet

Snetterton 300
Circuit Length = 2.9689 miles
Start: 15:24 Flag 15:40 End: 15:42

BMCRC - MRO Championships 2016 - Rnd 9 @ Snetterton 300

BG Products MRO Powerbikes inc Clubman 1000

RACE 4 - SECTOR ANALYSIS

SECTOR 1 = FL to I1, SECTOR 2 = I1 to FL, DIFF = Difference To Personal Best Lap

1 -		48.861	2:38.438	67.45	11.352	15:27:16.386
2 -	1:38.274	48.963	2:27.237 (2)	72.59	0.151	15:29:43.623
3 -	1:38.521	48.565	2:27.086 (1)	72.66		15:32:10.709
4 -	1:39.139	48.134	2:27.273 (3)	72.57	0.187	15:34:37.982

P23 25 C	Louis BARTLETT	Kawasaki - Mcmillian williams Solicitors	
IDEAL LAP TIME : 2:19.644	BEST LAP TIME : 2:19.644	DIFFERENCE : 0.000	

LAP	SECTOR 1	SECTOR 2	LAP TIME	MPH	DIFF	TIME OF DAY
1 -		47.164	2:31.721 (3)	70.44	12.077	15:27:09.669
2 -	1:33.156	46.488	2:19.644 (1)	76.53		15:29:29.313
3 -	1:33.577	47.657	2:21.234 (2)	75.67	1.590	15:31:50.547

P24 42 C	Alan WOOD	Suzuki - J.Clubb Aggregates & Concrete	
IDEAL LAP TIME : 2:26.094	BEST LAP TIME : 2:35.874	DIFFERENCE : 9.780	

LAP	SECTOR 1	SECTOR 2	LAP TIME	MPH	DIFF	TIME OF DAY
1 -		48.798	2:35.874 (1)	68.56		15:27:13.822

BMCRC - MRO Championships 2016 - Rnd 9 @ Snetterton 300

BG Products MRO Powerbikes inc Clubman 1000

RACE 4 - BEST SECTORS

SECTOR 1			SECTOR 2			IDEAL / BEST COMPARISON						
POS	NO	NAME	TIME	NO	NAME	TIME	POS	NO	NAME	IDEAL	BEST	DIFF
									PERFECT LAP	2:11.081		
1	3	PARKER	1:27.301	3	PARKER	43.780	1	3	PARKER	2:11.081	2:11.081	0.000
2	1	BAKER	1:27.459	1	BAKER	44.026	2	1	BAKER	2:11.485	2:11.626	0.141
3	10	MORPHETT	1:28.017	10	MORPHETT	44.103	3	10	MORPHETT	2:12.120	2:12.120	0.000
4	48	BOUZOUKIS	1:28.172	54	SAUNDERS	44.784	4	48	BOUZOUKIS	2:12.970	2:12.970	0.000
5	18	GOWEN	1:28.798	48	BOUZOUKIS	44.798	5	18	GOWEN	2:13.860	2:14.046	0.186
6	24	SMITH	1:29.549	18	GOWEN	45.062	6	24	SMITH	2:14.926	2:16.093	1.167
7	17	ZUCHOWSKI	1:30.141	19	LAY	45.213	7	54	SAUNDERS	2:15.189	2:15.281	0.092
8	72	O'BRIEN	1:30.172	46	GATES	45.229	8	19	LAY	2:15.507	2:15.507	0.000
9	19	LAY	1:30.294	24	SMITH	45.377	9	46	GATES	2:15.585	2:15.585	0.000
10	46	GATES	1:30.356	70	TIBBLE	45.535	10	17	ZUCHOWSKI	2:15.734	2:16.081	0.347
11	54	SAUNDERS	1:30.405	17	ZUCHOWSKI	45.593	11	72	O'BRIEN	2:16.063	2:16.185	0.122
12	70	TIBBLE	1:31.052	72	O'BRIEN	45.891	12	70	TIBBLE	2:16.587	2:17.066	0.479
13	31	CROUCHER	1:31.381	9	O'BRIEN	45.950	13	31	CROUCHER	2:17.361	2:17.571	0.210
14	37	MORELLO	1:32.499	31	CROUCHER	45.980	14	37	MORELLO	2:18.810	2:18.810	0.000
15	25	BARTLETT	1:33.156	37	MORELLO	46.311	15	9	O'BRIEN	2:19.306	2:19.897	0.591
16	9	O'BRIEN	1:33.356	7	DAVIS	46.439	16	25	BARTLETT	2:19.644	2:19.644	0.000
17	100	STEAD	1:33.604	25	BARTLETT	46.488	17	7	DAVIS	2:20.967	2:20.967	0.000
18	26	LONGWILL	1:34.210	78	HERBERT	47.058	18	100	STEAD	2:21.220	2:21.549	0.329
19	8	COUGHLAN	1:34.385	26	LONGWILL	47.577	19	26	LONGWILL	2:21.787	2:21.787	0.000
20	7	DAVIS	1:34.528	100	STEAD	47.616	20	8	COUGHLAN	2:22.484	2:22.484	0.000
21	78	HERBERT	1:35.485	8	COUGHLAN	48.099	21	78	HERBERT	2:22.543	2:22.543	0.000
22	42	WOOD	1:37.296	52	BARRETT	48.134	22	52	BARRETT	2:25.594	2:27.086	1.492
23	52	BARRETT	1:37.460	42	WOOD	48.798	23	42	WOOD	2:26.094	2:35.874	9.780
24	44	BARRETT	1:41.139	44	BARRETT	50.247	24	44	BARRETT	2:31.386	2:31.510	0.124

Weather / Track : Cloudy / Wet

Results can be found at www.tsl-timing.com

Snetterton 300

Circuit Length = 2.9689 miles

Start: 15:24 Flag 15:40 End: 15:42

Printed - 15:44 Saturday, 17 September 2016

BMCRC - MRO Championships 2016 - Rnd 9 @ Snetterton 300



BG Products MRO Powerbikes inc Clubman 1000

RACE 4 - GRID (7 Laps)

ROW 9	27	76 Jason BYARD	26	41 David ABRAHAM	25	71 Colin CLUNE
ROW 8	24	2:35.874 42 Alan WOOD	23	2:31.510 44 Kevan BARRETT	22	2:27.086 52 Lee BARRETT
ROW 7	21	2:22.543 78 Shane HERBERT	20	2:22.484 8 John COUGHLAN	19	2:21.787 26 Eiren LONGWILL
ROW 6	18	2:21.549 100 Keith STEAD	17	2:20.967 7 John DAVIS	16	2:19.897 9 Mark O'BRIEN
ROW 5	15	2:19.644 25 Louis BARTLETT	14	2:18.810 37 Aldo MORELLO	13	2:17.571 31 Jack CROUCHER
ROW 4	12	2:17.066 70 Jamie TIBBLE	11	2:16.185 72 Michael O'BRIEN	10	2:16.093 24 Alan SMITH
ROW 3	9	2:16.081 17 Luke ZUCHOWSKI	8	2:15.585 46 Simon GATES	7	2:15.507 19 Chris LAY
ROW 2	6	2:15.281 54 Andrew SAUNDERS	5	2:14.046 18 David GOWEN	4	2:12.970 48 Christos BOUZOUKIS
ROW 1	3	2:12.120 10 Joe MORPHETT	2	2:11.626 1 Peter BAKER	1	2:11.081 3 Colin PARKER
Pole						

Snetterton 300
Circuit Length = 2.9689 miles

These results are provisional until the conclusion of any judicial and technical matters.

Clerk Of Course :	Timekeeper :
-------------------	--------------

Results can be found at www.tsl-timing.com

Printed - 15:47 Saturday, 17 September 2016



BMCRC - MRO Championships 2016 - Rnd 9 @ Snetterton 300



BG Products MRO Powerbikes inc Clubman 1000

RACE 2 - CLASSIFICATION

POS	NO	CL	PIC NAME	ENTRY	LAPS	TIME	GAP	DIFF	MPH	BEST	ON
1	3		1 Colin PARKER	Yamaha - Global Robots	6	11:38.711			91.78	1:54.441	5
2	1		2 Peter BAKER	Kawasaki -	6	11:39.670	0.959	0.959	91.65	1:54.550	5
3	72		3 Michael O'BRIEN	Yamaha -	6	11:49.967	11.256	10.297	90.32	1:56.083	5
4	10		4 Joe MORPHETT	Kawasaki - Inta / The Bike Shop	6	11:52.235	13.524	2.268	90.03	1:57.125	6
5	70	C	1 Jamie TIBBLE	Kawasaki - Club70	6	11:56.407	17.696	4.172	89.51	1:57.924	6
6	154		5 Steve HENEGHAN	Yamaha - ReactiveParts.com	6	11:56.482	17.771	0.075	89.50	1:56.759	6
7	18		6 David GOWEN	Yamaha - L&G Engineering / Tinklers	6	11:57.577	18.866	1.095	89.36	1:57.401	6
8	31		7 Jack CROUCHER	Kawasaki -	6	12:01.018	22.307	3.441	88.94	1:58.400	5
9	24		8 Alan SMITH	Kawasaki - Mervyn Lambert Plant / Orwells Mcs	6	12:04.736	26.025	3.718	88.48	1:58.483	2
10	48	C	2 Christos BOUZOUKIS	BMW -	6	12:04.866	26.155	0.130	88.46	1:58.743	2
11	76		9 Jason BYARD	Suzuki - May Construction	6	12:12.430	33.719	7.564	87.55	1:59.021	4
12	54		10 Andrew SAUNDERS	BMW - Icon Racing	6	12:13.087	34.376	0.657	87.47	2:00.328	6
13	17	C	3 Luke ZUCHOWSKI	BMW -	6	12:18.220	39.509	5.133	86.86	2:00.596	5
14	8		11 John COUGHLAN	Aprilia - BIKERSWORLD	6	12:18.841	40.130	0.621	86.79	2:00.490	4
15	37	C	4 Aldo MORELLO	BMW - UK Roofing & Plastics Supplies Ltd	6	12:20.489	41.778	1.648	86.60	2:01.819	3
16	46	C	5 Simon GATES	Yamaha - No Talentino Rossi (Team FATI Yamaha)	6	12:21.029	42.318	0.540	86.53	2:00.394	6
17	19	C	6 Chris LAY	Kawasaki -	6	12:21.120	42.409	0.091	86.52	2:01.013	6
18	7	C	7 John DAVIS	Yamaha -	6	12:30.749	52.038	9.629	85.41	2:03.380	3
19	26	C	8 Eiren LONGWILL	Honda -	6	12:30.879	52.168	0.130	85.40	2:02.550	4
20	57	C	9 Michael MILLS	Kawasaki - A51R	6	12:47.027	1:08.316	16.148	83.60	2:04.319	6
21	41		12 David ABRAHAM	Kawasaki - Cambridge Motorcycles	6	12:49.156	1:10.445	2.129	83.37	2:05.521	5
22	52	C	10 Lee BARRETT	Kawasaki - LKJ contract cleaning & dad/mum	6	12:49.246	1:10.535	0.090	83.36	2:04.997	6
23	9	C	11 Mark O'BRIEN	Ducati - obrienhifi.com	6	12:50.689	1:11.978	1.443	83.20	2:03.227	6

NOT CLASSIFIED

DNF	81		Mike GOODFELLOW	Honda -	3	6:22.704	3 Laps	3 Laps	83.78	2:03.789	2
DNF	100	C	Keith STEAD	Honda - Kestead	3	6:33.714	3 Laps	11.010	81.44	2:06.316	2
DNF	71	C	Colin CLUNE	Kawasaki -	3	6:40.095	3 Laps	6.381	80.14	2:09.124	3
DNF	42	C	Alan WOOD	Suzuki - J.Clubb Aggregates & Concrete	2	4:25.286	4 Laps	1 Lap	80.57	2:09.345	2

FASTEST LAP

	3		Colin PARKER	Yamaha - Global Robots	5	1:54.441			93.39 mph	150.30 kph	
	70	C	Jamie TIBBLE	Kawasaki - Club70	6	1:57.924			90.63 mph	145.86 kph	

Class - 90% of Race Speed = 82.60 mph
 Class C - 90% of Race Speed = 80.55 mph

Snetterton 300
 Circuit Length = 2.9689 miles
 Start: 11:17 Flag 11:29 End: 11:30

Weather / Track : Cloudy / Dry

These results are provisional until the conclusion of any judicial and technical matters.

Clerk Of Course :	Timekeeper :
-------------------	--------------

Results can be found at www.tsl-timing.com

Printed - 11:30 Sunday, 18 September 2016



BMCRC - MRO Championships 2016 - Rnd 9 @ Snetterton 300

BG Products MRO Powerbikes inc Clubman 1000

RACE 2 - LAP CHART

LAP 1 @ 11:19:27.267

NO	BEHIND	LAP TIME
3		2:02.327
1	0.405	2:02.732
10	2.724	2:05.051
70	3.462	2:05.789
48	3.840	2:06.167
72	3.972	2:06.299
24	4.376	2:06.703
54	4.460	2:06.787
18	4.867	2:07.194
31	4.996	2:07.323
154	7.227	2:09.554
37	8.015	2:10.342
19	8.410	2:10.737
46	8.966	2:11.293
17	9.020	2:11.347
7	10.047	2:12.374
8	10.250	2:12.577
76	10.353	2:12.680
9	10.889	2:13.216
26	11.997	2:14.324
81	12.490	2:14.817
42	13.614	2:15.941
57	15.009	2:17.336
41	15.364	2:17.691
52	16.933	2:19.260
71	17.797	2:20.124
100	17.916	2:20.243

LAP 2 @ 11:21:23.000

NO	BEHIND	LAP TIME
1		1:55.328
3	0.190	1:55.923
10	4.761	1:57.770
72	6.289	1:58.050
70	6.341	1:58.612
48	6.850	1:58.743
24	7.126	1:58.483
18	7.655	1:58.521
31	8.493	1:59.230
154	9.233	1:57.739
54	12.019	2:03.292
37	14.233	2:01.951
17	15.122	2:01.835
19	15.587	2:02.910
46	15.979	2:02.746
76	16.155	2:01.535
8	16.522	2:02.005
7	18.407	2:04.093
26	20.002	2:03.738
81	20.546	2:03.789
57	27.162	2:07.886
42	27.226	2:09.345
41	27.343	2:07.712
52	27.638	2:06.438
100	28.499	2:06.316
71	32.911	2:10.847
9	33.360	2:18.204

LAP 3 @ 11:23:19.144

NO	BEHIND	LAP TIME
3		1:55.954

1	0.201	1:56.345
10	6.493	1:57.876
72	6.666	1:56.521
70	8.173	1:57.976
18	9.902	1:58.391
48	10.904	2:00.198
31	11.258	1:58.909
154	11.323	1:58.234
24	12.029	2:01.047
54	17.441	2:01.566
37	19.908	2:01.819
17	20.281	2:01.303
76	20.317	2:00.306
19	22.086	2:02.643
8	22.155	2:01.777
46	22.652	2:02.817
7	25.643	2:03.380
26	27.237	2:03.379
81	28.500	2:04.098
41	36.879	2:05.680
57	37.757	2:06.739
52	38.178	2:06.684
100	39.510	2:07.155
9	43.426	2:06.210
71	45.891	2:09.124

LAP 4 @ 11:25:14.268

NO	BEHIND	LAP TIME
1		1:54.923
3	0.229	1:55.353
72	8.424	1:56.882
10	8.590	1:57.221
70	11.011	1:57.962
18	13.041	1:58.263
154	13.574	1:57.375
31	14.771	1:58.637
48	16.444	2:00.664
24	16.562	1:59.657
54	22.725	2:00.408
76	24.214	1:59.021
17	27.251	2:02.094
37	27.281	2:02.497
8	27.521	2:00.490
19	29.653	2:02.691
46	30.047	2:02.519
7	33.954	2:03.435
26	34.663	2:02.550
57	48.166	2:05.533
41	48.437	2:06.682
52	49.690	2:06.636
9	53.360	2:05.058

LAP 5 @ 11:27:08.818

NO	BEHIND	LAP TIME
1		1:54.550
3	0.120	1:54.441
72	9.957	1:56.083
10	11.232	1:57.192
70	14.605	1:58.144
154	15.845	1:56.821
18	16.298	1:57.807
31	18.621	1:58.400
48	21.446	1:59.552
24	21.916	1:59.904

54	28.881	2:00.706
76	29.273	1:59.609
17	33.297	2:00.596
8	34.376	2:01.405
37	34.652	2:01.921
19	36.229	2:01.126
46	36.757	2:01.260
7	43.265	2:03.861
26	43.712	2:03.599
57	58.830	2:05.214
41	59.408	2:05.521
52	1:00.371	2:05.231
9	1:03.584	2:04.774

LAP 6 @ 11:29:03.651

NO	BEHIND	LAP TIME
3		1:54.713
1	0.959	1:55.792
72	11.256	1:56.132
10	13.524	1:57.125
70	17.696	1:57.924
154	17.771	1:56.759
18	18.866	1:57.401
31	22.307	1:58.519
24	26.025	1:58.942
48	26.155	1:59.542
76	33.719	1:59.279
54	34.376	2:00.328
17	39.509	2:01.045
8	40.130	2:00.587
37	41.778	2:01.959
46	42.318	2:00.394
19	42.409	2:01.013
7	52.038	2:03.606
26	52.168	2:03.289
57	1:08.316	2:04.319
41	1:10.445	2:05.870
52	1:10.535	2:04.997
9	1:11.978	2:03.227

Weather / Track : Cloudy / Dry

Results can be found at www.tsl-timing.com

Snetterton 300
Circuit Length = 2.9689 miles
Start: 11:17 Flag 11:29 End: 11:30

Printed - 11:31 Sunday, 18 September 2016

BMCRC - MRO Championships 2016 - Rnd 9 @ Snetterton 300

BG Products MRO Powerbikes inc Clubman 1000

RACE 2 - SECTOR ANALYSIS

SECTOR 1 = FL to I1, SECTOR 2 = I1 to FL, DIFF = Difference To Personal Best Lap

P1 3 Colin PARKER		Yamaha - Global Robots				
IDEAL LAP TIME : 1:54.089		BEST LAP TIME : 1:54.441		DIFFERENCE : 0.352		
LAP	SECTOR 1	SECTOR 2	LAP TIME	MPH	DIFF	TIME OF DAY
1 -		39.051	2:02.327	87.37	7.886	11:19:27.267
2 -	1:17.332	38.591	1:55.923	92.19	1.482	11:21:23.190
3 -	1:17.015	38.939	1:55.954	92.17	1.513	11:23:19.144
4 -	1:17.221	38.132	1:55.353 (3)	92.65	0.912	11:25:14.497
5 -	1:16.520	37.921	1:54.441 (1)	93.39		11:27:08.938
6 -	1:16.168	38.545	1:54.713 (2)	93.17	0.272	11:29:03.651

P2 1 Peter BAKER		Kawasaki -				
IDEAL LAP TIME : 1:54.550		BEST LAP TIME : 1:54.550		DIFFERENCE : 0.000		
LAP	SECTOR 1	SECTOR 2	LAP TIME	MPH	DIFF	TIME OF DAY
1 -		39.153	2:02.732	87.08	8.182	11:19:27.672
2 -	1:16.676	38.652	1:55.328 (3)	92.67	0.778	11:21:23.000
3 -	1:17.371	38.974	1:56.345	91.86	1.795	11:23:19.345
4 -	1:16.647	38.276	1:54.923 (2)	93.00	0.373	11:25:14.268
5 -	1:16.306	38.244	1:54.550 (1)	93.30		11:27:08.818
6 -	1:16.601	39.191	1:55.792	92.30	1.242	11:29:04.610

P3 72 Michael O'BRIEN		Yamaha -				
IDEAL LAP TIME : 1:55.945		BEST LAP TIME : 1:56.083		DIFFERENCE : 0.138		
LAP	SECTOR 1	SECTOR 2	LAP TIME	MPH	DIFF	TIME OF DAY
1 -		39.978	2:06.299	84.62	10.216	11:19:31.239
2 -	1:18.466	39.584	1:58.050	90.53	1.967	11:21:29.289
3 -	1:17.804	38.717	1:56.521 (3)	91.72	0.438	11:23:25.810
4 -	1:17.858	39.024	1:56.882	91.44	0.799	11:25:22.692
5 -	1:17.228	38.855	1:56.083 (1)	92.07		11:27:18.775
6 -	1:17.286	38.846	1:56.132 (2)	92.03	0.049	11:29:14.907

P4 10 Joe MORPHETT		Kawasaki - Inta / The Bike Shop				
IDEAL LAP TIME : 1:56.932		BEST LAP TIME : 1:57.125		DIFFERENCE : 0.193		
LAP	SECTOR 1	SECTOR 2	LAP TIME	MPH	DIFF	TIME OF DAY
1 -		40.115	2:05.051	85.46	7.926	11:19:29.991
2 -	1:18.581	39.189	1:57.770	90.75	0.645	11:21:27.761
3 -	1:18.165	39.711	1:57.876	90.67	0.751	11:23:25.637
4 -	1:18.083	39.138	1:57.221 (3)	91.17	0.096	11:25:22.858
5 -	1:18.077	39.115	1:57.192 (2)	91.20	0.067	11:27:20.050
6 -	1:17.817	39.308	1:57.125 (1)	91.25		11:29:17.175

P5 70 C Jamie TIBBLE		Kawasaki - Club70				
IDEAL LAP TIME : 1:57.785		BEST LAP TIME : 1:57.924		DIFFERENCE : 0.139		
LAP	SECTOR 1	SECTOR 2	LAP TIME	MPH	DIFF	TIME OF DAY
1 -		40.248	2:05.789	84.96	7.865	11:19:30.729
2 -	1:19.064	39.548	1:58.612	90.10	0.688	11:21:29.341
3 -	1:18.703	39.273	1:57.976 (3)	90.59	0.052	11:23:27.317
4 -	1:18.520	39.442	1:57.962 (2)	90.60	0.038	11:25:25.279
5 -	1:18.650	39.494	1:58.144	90.46	0.220	11:27:23.423
6 -	1:18.512	39.412	1:57.924 (1)	90.63		11:29:21.347

P6 154 Steve HENEGHAN		Yamaha - ReactiveParts.com				
IDEAL LAP TIME : 1:56.121		BEST LAP TIME : 1:56.759		DIFFERENCE : 0.638		
LAP	SECTOR 1	SECTOR 2	LAP TIME	MPH	DIFF	TIME OF DAY
1 -		39.717	2:09.554	82.49	12.795	11:19:34.494
2 -	1:19.004	38.735	1:57.739	90.77	0.980	11:21:32.233
3 -	1:18.660	39.574	1:58.234	90.39	1.475	11:23:30.467
4 -	1:18.562	38.813	1:57.375 (3)	91.05	0.616	11:25:27.842
5 -	1:18.105	38.716	1:56.821 (2)	91.49	0.062	11:27:24.663

Weather / Track : Cloudy / Dry

Snetterton 300
Circuit Length = 2.9689 miles
Start: 11:17 Flag 11:29 End: 11:30

BMCRC - MRO Championships 2016 - Rnd 9 @ Snetterton 300

BG Products MRO Powerbikes inc Clubman 1000

RACE 2 - SECTOR ANALYSIS

SECTOR 1 = FL to I1, SECTOR 2 = I1 to FL, DIFF = Difference To Personal Best Lap

6 - 1:17.405 39.354 1:56.759 (1) 91.53 11:29:21.422

P7 18 David GOWEN		Yamaha - L&G Engineering / Tinklers				
IDEAL LAP TIME : 1:57.263		BEST LAP TIME : 1:57.401		DIFFERENCE : 0.138		
LAP	SECTOR 1	SECTOR 2	LAP TIME	MPH	DIFF	TIME OF DAY
1 -		40.277	2:07.194	84.02	9.793	11:19:32.134
2 -	1:18.975	39.546	1:58.521	90.17	1.120	11:21:30.655
3 -	1:19.150	39.241	1:58.391	90.27	0.990	11:23:29.046
4 -	1:18.874	39.389	1:58.263 (3)	90.37	0.862	11:25:27.309
5 -	1:18.543	39.264	1:57.807 (2)	90.72	0.406	11:27:25.116
6 -	1:18.022	39.379	1:57.401 (1)	91.03		11:29:22.517

P8 31 Jack CROUCHER		Kawasaki -				
IDEAL LAP TIME : 1:58.078		BEST LAP TIME : 1:58.400		DIFFERENCE : 0.322		
LAP	SECTOR 1	SECTOR 2	LAP TIME	MPH	DIFF	TIME OF DAY
1 -		39.999	2:07.323	83.94	8.923	11:19:32.263
2 -	1:19.317	39.913	1:59.230	89.64	0.830	11:21:31.493
3 -	1:19.000	39.909	1:58.909	89.88	0.509	11:23:30.402
4 -	1:19.428	39.209	1:58.637 (3)	90.09	0.237	11:25:29.039
5 -	1:19.090	39.310	1:58.400 (1)	90.27		11:27:27.439
6 -	1:18.869	39.650	1:58.519 (2)	90.18	0.119	11:29:25.958

P9 24 Alan SMITH		Kawasaki - Mervyn Lambert Plant / Orwells Mcs				
IDEAL LAP TIME : 1:58.483		BEST LAP TIME : 1:58.483		DIFFERENCE : 0.000		
LAP	SECTOR 1	SECTOR 2	LAP TIME	MPH	DIFF	TIME OF DAY
1 -		40.348	2:06.703	84.35	8.220	11:19:31.643
2 -	1:18.811	39.672	1:58.483 (1)	90.20		11:21:30.126
3 -	1:20.457	40.590	2:01.047	88.29	2.564	11:23:31.173
4 -	1:19.956	39.701	1:59.657 (3)	89.32	1.174	11:25:30.830
5 -	1:19.936	39.968	1:59.904	89.13	1.421	11:27:30.734
6 -	1:19.227	39.715	1:58.942 (2)	89.85	0.459	11:29:29.676

P10 48 C Christos BOUZOUKIS		BMW -				
IDEAL LAP TIME : 1:58.743		BEST LAP TIME : 1:58.743		DIFFERENCE : 0.000		
LAP	SECTOR 1	SECTOR 2	LAP TIME	MPH	DIFF	TIME OF DAY
1 -		39.955	2:06.167	84.71	7.424	11:19:31.107
2 -	1:19.076	39.667	1:58.743 (1)	90.01		11:21:29.850
3 -	1:20.468	39.730	2:00.198	88.92	1.455	11:23:30.048
4 -	1:20.851	39.813	2:00.664	88.57	1.921	11:25:30.712
5 -	1:19.875	39.677	1:59.552 (3)	89.40	0.809	11:27:30.264
6 -	1:19.436	40.106	1:59.542 (2)	89.40	0.799	11:29:29.806

P11 76 Jason BYARD		Suzuki - May Construction				
IDEAL LAP TIME : 1:59.021		BEST LAP TIME : 1:59.021		DIFFERENCE : 0.000		
LAP	SECTOR 1	SECTOR 2	LAP TIME	MPH	DIFF	TIME OF DAY
1 -		40.874	2:12.680	80.55	13.659	11:19:37.620
2 -	1:21.312	40.223	2:01.535	87.94	2.514	11:21:39.155
3 -	1:19.855	40.451	2:00.306	88.84	1.285	11:23:39.461
4 -	1:19.024	39.997	1:59.021 (1)	89.79		11:25:38.482
5 -	1:19.267	40.342	1:59.609 (3)	89.35	0.588	11:27:38.091
6 -	1:19.183	40.096	1:59.279 (2)	89.60	0.258	11:29:37.370

P12 54 Andrew SAUNDERS		BMW - Icon Racing				
IDEAL LAP TIME : 1:58.718		BEST LAP TIME : 2:00.328		DIFFERENCE : 1.610		
LAP	SECTOR 1	SECTOR 2	LAP TIME	MPH	DIFF	TIME OF DAY
1 -		40.112	2:06.787	84.29	6.459	11:19:31.727
2 -	1:18.680	44.612	2:03.292	86.68	2.964	11:21:35.019
3 -	1:20.748	40.818	2:01.566	87.91	1.238	11:23:36.585

Weather / Track : Cloudy / Dry

Snetterton 300
Circuit Length = 2.9689 miles
Start: 11:17 Flag 11:29 End: 11:30

BMCRC - MRO Championships 2016 - Rnd 9 @ Snetterton 300

BG Products MRO Powerbikes inc Clubman 1000

RACE 2 - SECTOR ANALYSIS

SECTOR 1 = FL to I1, SECTOR 2 = I1 to FL, DIFF = Difference To Personal Best Lap

4 -	1:20.141	40.267	2:00.408 (2)	88.76	0.080	11:25:36.993
5 -	1:20.459	40.247	2:00.706 (3)	88.54	0.378	11:27:37.699
6 -	1:20.290	40.038	2:00.328 (1)	88.82		11:29:38.027

P13	17 C	Luke ZUCHOWSKI	BMW -			
IDEAL LAP TIME : 2:00.545		BEST LAP TIME : 2:00.596	DIFFERENCE : 0.051			
LAP	SECTOR 1	SECTOR 2	LAP TIME	MPH	DIFF	TIME OF DAY
1 -		40.898	2:11.347	81.37	10.751	11:19:36.287
2 -	1:20.471	41.364	2:01.835	87.72	1.239	11:21:38.122
3 -	1:20.478	40.825	2:01.303 (3)	88.11	0.707	11:23:39.425
4 -	1:21.211	40.883	2:02.094	87.53	1.498	11:25:41.519
5 -	1:19.720	40.876	2:00.596 (1)	88.62		11:27:42.115
6 -	1:19.933	41.112	2:01.045 (2)	88.29	0.449	11:29:43.160

P14	8	John COUGHLAN	Aprilia - BIKERSWORLD			
IDEAL LAP TIME : 2:00.455		BEST LAP TIME : 2:00.490	DIFFERENCE : 0.035			
LAP	SECTOR 1	SECTOR 2	LAP TIME	MPH	DIFF	TIME OF DAY
1 -		41.957	2:12.577	80.61	12.087	11:19:37.517
2 -	1:21.123	40.882	2:02.005	87.60	1.515	11:21:39.522
3 -	1:20.754	41.023	2:01.777	87.76	1.287	11:23:41.299
4 -	1:20.067	40.423	2:00.490 (1)	88.70		11:25:41.789
5 -	1:20.851	40.554	2:01.405 (3)	88.03	0.915	11:27:43.194
6 -	1:20.032	40.555	2:00.587 (2)	88.63	0.097	11:29:43.781

P15	37 C	Aldo MORELLO	BMW - UK Roofing & Plastics Supplies Ltd			
IDEAL LAP TIME : 2:01.070		BEST LAP TIME : 2:01.819	DIFFERENCE : 0.749			
LAP	SECTOR 1	SECTOR 2	LAP TIME	MPH	DIFF	TIME OF DAY
1 -		41.311	2:10.342	82.00	8.523	11:19:35.282
2 -	1:20.876	41.075	2:01.951 (3)	87.64	0.132	11:21:37.233
3 -	1:21.152	40.667	2:01.819 (1)	87.73		11:23:39.052
4 -	1:21.966	40.531	2:02.497	87.25	0.678	11:25:41.549
5 -	1:21.727	40.194	2:01.921 (2)	87.66	0.102	11:27:43.470
6 -	1:21.095	40.864	2:01.959	87.63	0.140	11:29:45.429

P16	46 C	Simon GATES	Yamaha - No Talentino Rossi (Team FATI Yamaha)			
IDEAL LAP TIME : 2:00.394		BEST LAP TIME : 2:00.394	DIFFERENCE : 0.000			
LAP	SECTOR 1	SECTOR 2	LAP TIME	MPH	DIFF	TIME OF DAY
1 -		41.242	2:11.293	81.40	10.899	11:19:36.233
2 -	1:21.878	40.868	2:02.746	87.07	2.352	11:21:38.979
3 -	1:21.413	41.404	2:02.817	87.02	2.423	11:23:41.796
4 -	1:21.366	41.153	2:02.519 (3)	87.23	2.125	11:25:44.315
5 -	1:20.714	40.546	2:01.260 (2)	88.14	0.866	11:27:45.575
6 -	1:20.338	40.056	2:00.394 (1)	88.77		11:29:45.969

P17	19 C	Chris LAY	Kawasaki -			
IDEAL LAP TIME : 2:00.654		BEST LAP TIME : 2:01.013	DIFFERENCE : 0.359			
LAP	SECTOR 1	SECTOR 2	LAP TIME	MPH	DIFF	TIME OF DAY
1 -		41.875	2:10.737	81.75	9.724	11:19:35.677
2 -	1:21.686	41.224	2:02.910	86.95	1.897	11:21:38.587
3 -	1:21.477	41.166	2:02.643 (3)	87.14	1.630	11:23:41.230
4 -	1:21.931	40.760	2:02.691	87.11	1.678	11:25:43.921
5 -	1:20.797	40.329	2:01.126 (2)	88.23	0.113	11:27:45.047
6 -	1:20.325	40.688	2:01.013 (1)	88.32		11:29:46.060

P18	7 C	John DAVIS	Yamaha -			
IDEAL LAP TIME : 2:02.892		BEST LAP TIME : 2:03.380	DIFFERENCE : 0.488			
LAP	SECTOR 1	SECTOR 2	LAP TIME	MPH	DIFF	TIME OF DAY
1 -		41.894	2:12.374	80.74	8.994	11:19:37.314

Weather / Track : Cloudy / Dry

Snetterton 300
Circuit Length = 2.9689 miles
Start: 11:17 Flag 11:29 End: 11:30

BMCRC - MRO Championships 2016 - Rnd 9 @ Snetterton 300

BG Products MRO Powerbikes inc Clubman 1000

RACE 2 - SECTOR ANALYSIS

SECTOR 1 = FL to I1, SECTOR 2 = I1 to FL, DIFF = Difference To Personal Best Lap

2 -	1:22.505	41.588	2:04.093	86.12	0.713	11:21:41.407
3 -	1:22.052	41.328	2:03.380 (1)	86.62		11:23:44.787
4 -	1:21.795	41.640	2:03.435 (2)	86.58	0.055	11:25:48.222
5 -	1:22.764	41.097	2:03.861	86.29	0.481	11:27:52.083
6 -	1:22.000	41.606	2:03.606 (3)	86.46	0.226	11:29:55.689

P19	26 C	Eiren LONGWILL	Honda -
IDEAL LAP TIME : 2:02.390	BEST LAP TIME : 2:02.550	DIFFERENCE : 0.160	

LAP	SECTOR 1	SECTOR 2	LAP TIME	MPH	DIFF	TIME OF DAY
1 -		42.228	2:14.324	79.56	11.774	11:19:39.264
2 -	1:21.975	41.763	2:03.738	86.37	1.188	11:21:43.002
3 -	1:21.744	41.635	2:03.379 (3)	86.62	0.829	11:23:46.381
4 -	1:21.521	41.029	2:02.550 (1)	87.21		11:25:48.931
5 -	1:22.730	40.869	2:03.599	86.47	1.049	11:27:52.530
6 -	1:22.189	41.100	2:03.289 (2)	86.69	0.739	11:29:55.819

P20	57 C	Michael MILLS	Kawasaki - A51R
IDEAL LAP TIME : 2:04.319	BEST LAP TIME : 2:04.319	DIFFERENCE : 0.000	

LAP	SECTOR 1	SECTOR 2	LAP TIME	MPH	DIFF	TIME OF DAY
1 -		42.821	2:17.336	77.82	13.017	11:19:42.276
2 -	1:24.880	43.006	2:07.886	83.57	3.567	11:21:50.162
3 -	1:24.135	42.604	2:06.739	84.33	2.420	11:23:56.901
4 -	1:23.515	42.018	2:05.533 (3)	85.14	1.214	11:26:02.434
5 -	1:23.195	42.019	2:05.214 (2)	85.35	0.895	11:28:07.648
6 -	1:22.495	41.824	2:04.319 (1)	85.97		11:30:11.967

P21	41	David ABRAHAM	Kawasaki - Cambridge Motorcycles
IDEAL LAP TIME : 2:05.519	BEST LAP TIME : 2:05.521	DIFFERENCE : 0.002	

LAP	SECTOR 1	SECTOR 2	LAP TIME	MPH	DIFF	TIME OF DAY
1 -		42.531	2:17.691	77.62	12.170	11:19:42.631
2 -	1:24.688	43.024	2:07.712	83.68	2.191	11:21:50.343
3 -	1:23.473	42.207	2:05.680 (2)	85.04	0.159	11:23:56.023
4 -	1:24.442	42.240	2:06.682	84.36	1.161	11:26:02.705
5 -	1:23.312	42.209	2:05.521 (1)	85.14		11:28:08.226
6 -	1:23.380	42.490	2:05.870 (3)	84.91	0.349	11:30:14.096

P22	52 C	Lee BARRETT	Kawasaki - LKJ contract cleaning & dad/mum
IDEAL LAP TIME : 2:04.960	BEST LAP TIME : 2:04.997	DIFFERENCE : 0.037	

LAP	SECTOR 1	SECTOR 2	LAP TIME	MPH	DIFF	TIME OF DAY
1 -		43.348	2:19.260	76.74	14.263	11:19:44.200
2 -	1:24.243	42.195	2:06.438 (3)	84.53	1.441	11:21:50.638
3 -	1:24.708	41.976	2:06.684	84.36	1.687	11:23:57.322
4 -	1:24.244	42.392	2:06.636	84.40	1.639	11:26:03.958
5 -	1:23.245	41.986	2:05.231 (2)	85.34	0.234	11:28:09.189
6 -	1:23.282	41.715	2:04.997 (1)	85.50		11:30:14.186

P23	9 C	Mark O'BRIEN	Ducati - obrienhifi.com
IDEAL LAP TIME : 2:03.227	BEST LAP TIME : 2:03.227	DIFFERENCE : 0.000	

LAP	SECTOR 1	SECTOR 2	LAP TIME	MPH	DIFF	TIME OF DAY
1 -		41.829	2:13.216	80.23	9.989	11:19:38.156
2 -	1:36.251	41.953	2:18.204	77.33	14.977	11:21:56.360
3 -	1:24.750	41.460	2:06.210	84.68	2.983	11:24:02.570
4 -	1:23.856	41.202	2:05.058 (3)	85.46	1.831	11:26:07.628
5 -	1:23.551	41.223	2:04.774 (2)	85.65	1.547	11:28:12.402
6 -	1:22.499	40.728	2:03.227 (1)	86.73		11:30:15.629

Weather / Track : Cloudy / Dry

Snetterton 300
Circuit Length = 2.9689 miles
Start: 11:17 Flag 11:29 End: 11:30

BMCRC - MRO Championships 2016 - Rnd 9 @ Snetterton 300

BG Products MRO Powerbikes inc Clubman 1000

RACE 2 - SECTOR ANALYSIS

SECTOR 1 = FL to I1, SECTOR 2 = I1 to FL, DIFF = Difference To Personal Best Lap

P24 81		Mike GOODFELLOW		Honda -		
IDEAL LAP TIME : 2:03.779		BEST LAP TIME : 2:03.789		DIFFERENCE : 0.010		
LAP	SECTOR 1	SECTOR 2	LAP TIME	MPH	DIFF	TIME OF DAY
1 -		42.473	2:14.817 (3)	79.27	11.028	11:19:39.757
2 -	1:22.217	41.572	2:03.789 (1)	86.34		11:21:43.546
3 -	1:22.536	41.562	2:04.098 (2)	86.12	0.309	11:23:47.644

P25 100 C		Keith STEAD		Honda - Kestead		
IDEAL LAP TIME : 2:06.050		BEST LAP TIME : 2:06.316		DIFFERENCE : 0.266		
LAP	SECTOR 1	SECTOR 2	LAP TIME	MPH	DIFF	TIME OF DAY
1 -		43.755	2:20.243 (3)	76.21	13.927	11:19:45.183
2 -	1:24.519	41.797	2:06.316 (1)	84.61		11:21:51.499
3 -	1:24.253	42.902	2:07.155 (2)	84.05	0.839	11:23:58.654

P26 71 C		Colin CLUNE		Kawasaki -		
IDEAL LAP TIME : 2:09.124		BEST LAP TIME : 2:09.124		DIFFERENCE : 0.000		
LAP	SECTOR 1	SECTOR 2	LAP TIME	MPH	DIFF	TIME OF DAY
1 -		44.160	2:20.124 (3)	76.27	11.000	11:19:45.064
2 -	1:26.246	44.601	2:10.847 (2)	81.68	1.723	11:21:55.911
3 -	1:25.451	43.673	2:09.124 (1)	82.77		11:24:05.035

P27 42 C		Alan WOOD		Suzuki - J.Clubb Aggregates & Concrete		
IDEAL LAP TIME : 2:07.728		BEST LAP TIME : 2:09.345		DIFFERENCE : 1.617		
LAP	SECTOR 1	SECTOR 2	LAP TIME	MPH	DIFF	TIME OF DAY
1 -		42.372	2:15.941 (2)	78.62	6.596	11:19:40.881
2 -	1:25.956	43.389	2:09.345 (1)	82.63		11:21:50.226

BMCRC - MRO Championships 2016 - Rnd 9 @ Snetterton 300

BG Products MRO Powerbikes inc Clubman 1000

RACE 2 - BEST SECTORS

SECTOR 1			SECTOR 2			IDEAL / BEST COMPARISON						
POS	NO	NAME	TIME	NO	NAME	TIME	POS	NO	NAME	IDEAL	BEST	DIFF
									PERFECT LAP	1:54.089		
1	3	PARKER	1:16.168	3	PARKER	37.921	1	3	PARKER	1:54.089	1:54.441	0.352
2	1	BAKER	1:16.306	1	BAKER	38.244	2	1	BAKER	1:54.550	1:54.550	0.000
3	72	O'BRIEN	1:17.228	154	HENEGHAN	38.716	3	72	O'BRIEN	1:55.945	1:56.083	0.138
4	154	HENEGHAN	1:17.405	72	O'BRIEN	38.717	4	154	HENEGHAN	1:56.121	1:56.759	0.638
5	10	MORPHETT	1:17.817	10	MORPHETT	39.115	5	10	MORPHETT	1:56.932	1:57.125	0.193
6	18	GOWEN	1:18.022	31	CROUCHER	39.209	6	18	GOWEN	1:57.263	1:57.401	0.138
7	70	TIBBLE	1:18.512	18	GOWEN	39.241	7	70	TIBBLE	1:57.785	1:57.924	0.139
8	54	SAUNDERS	1:18.680	70	TIBBLE	39.273	8	31	CROUCHER	1:58.078	1:58.400	0.322
9	24	SMITH	1:18.811	48	BOUZOUKIS	39.667	9	24	SMITH	1:58.483	1:58.483	0.000
10	31	CROUCHER	1:18.869	24	SMITH	39.672	10	54	SAUNDERS	1:58.718	2:00.328	1.610
11	76	BYARD	1:19.024	76	BYARD	39.997	11	48	BOUZOUKIS	1:58.743	1:58.743	0.000
12	48	BOUZOUKIS	1:19.076	54	SAUNDERS	40.038	12	76	BYARD	1:59.021	1:59.021	0.000
13	17	ZUCHOWSKI	1:19.720	46	GATES	40.056	13	46	GATES	2:00.394	2:00.394	0.000
14	8	COUGHLAN	1:20.032	37	MORELLO	40.194	14	8	COUGHLAN	2:00.455	2:00.490	0.035
15	19	LAY	1:20.325	19	LAY	40.329	15	17	ZUCHOWSKI	2:00.545	2:00.596	0.051
16	46	GATES	1:20.338	8	COUGHLAN	40.423	16	19	LAY	2:00.654	2:01.013	0.359
17	37	MORELLO	1:20.876	9	O'BRIEN	40.728	17	37	MORELLO	2:01.070	2:01.819	0.749
18	26	LONGWILL	1:21.521	17	ZUCHOWSKI	40.825	18	26	LONGWILL	2:02.390	2:02.550	0.160
19	7	DAVIS	1:21.795	26	LONGWILL	40.869	19	7	DAVIS	2:02.892	2:03.380	0.488
20	81	GOODFELLOW	1:22.217	7	DAVIS	41.097	20	9	O'BRIEN	2:03.227	2:03.227	0.000
21	57	MILLS	1:22.495	81	GOODFELLOW	41.562	21	81	GOODFELLOW	2:03.779	2:03.789	0.010
22	9	O'BRIEN	1:22.499	52	BARRETT	41.715	22	57	MILLS	2:04.319	2:04.319	0.000
23	52	BARRETT	1:23.245	100	STEAD	41.797	23	52	BARRETT	2:04.960	2:04.997	0.037
24	41	ABRAHAM	1:23.312	57	MILLS	41.824	24	41	ABRAHAM	2:05.519	2:05.521	0.002
25	100	STEAD	1:24.253	41	ABRAHAM	42.207	25	100	STEAD	2:06.050	2:06.316	0.266
26	42	WOOD	1:25.356	42	WOOD	42.372	26	42	WOOD	2:07.728	2:09.345	1.617
27	71	CLUNE	1:25.451	71	CLUNE	43.673	27	71	CLUNE	2:09.124	2:09.124	0.000

Weather / Track : Cloudy / Dry

Results can be found at www.tsl-timing.com

Snetterton 300

Circuit Length = 2.9689 miles

Start: 11:17 Flag 11:29 End: 11:30

Printed - 11:31 Sunday, 18 September 2016

BMCRC - MRO Championships 2016 - Rnd 9 @ Snetterton 300



BG Products MRO Powerbikes inc Clubman 1000

RACE 11 - GRID (6 Laps)

ROW 10	30	44	Kevan BARRETT	29	78	Shane HERBERT	28	25	Louis BARTLETT								
ROW 9		27	42	Alan WOOD	2:09.345	26	71	Colin CLUNE	2:09.124	25	100	Keith STEAD	2:06.316				
ROW 8		24	41	David ABRAHAM	2:05.521	23	52	Lee BARRETT	2:04.997	22	57	Michael MILLS	2:04.319				
ROW 7			21	81	Mike GOODFELLOW	2:03.789	20	7	John DAVIS	2:03.380	19	9	Mark O'BRIEN	2:03.227			
ROW 6			18	26	Eiren LONGWILL	2:02.550	17	37	Aldo MORELLO	2:01.819	16	19	Chris LAY	2:01.013			
ROW 5				15	17	Luke ZUCHOWSKI	2:00.596	14	8	John COUGHLAN	2:00.490	13	46	Simon GATES	2:00.394		
ROW 4				12	54	Andrew SAUNDERS	2:00.328	11	76	Jason BYARD	1:59.021	10	48	Christos BOUZOUKIS	1:58.743		
ROW 3					9	24	Alan SMITH	1:58.483	8	31	Jack CROUCHER	1:58.400	7	70	Jamie TIBBLE	1:57.924	
ROW 2					6	18	David GOWEN	1:57.401	5	10	Joe MORPHETT	1:57.125	4	154	Steve HENEGHAN	1:56.759	
ROW 1						3	72	Michael O'BRIEN	1:56.083	2	1	Peter BAKER	1:54.550	1	3	Colin PARKER	1:54.441
																Pole	

Snetterton 300
Circuit Length = 2.9689 miles

These results are provisional until the conclusion of any judicial and technical matters.

Clerk Of Course :		Timekeeper :	
-------------------	--	--------------	--

Results can be found at www.tsl-timing.com

Printed - 11:33 Sunday, 18 September 2016



BMCRC - MRO Championships 2016 - Rnd 9 @ Snetterton 300



BG Products MRO Powerbikes inc Clubman 1000

RACE 11 - CLASSIFICATION

POS	NO	CL	PIC NAME	ENTRY	LAPS	TIME	GAP	DIFF	MPH	BEST	ON
1	72		1 Michael O'BRIEN	Yamaha -	6	11:31.611			92.72	1:53.895	4
2	3		2 Colin PARKER	Yamaha - Global Robots	6	11:34.587	2.976	2.976	92.32	1:54.470	5
3	1		3 Peter BAKER	Kawasaki -	6	11:37.820	6.209	3.233	91.89	1:54.181	2
4	154		4 Steve HENEGHAN	Yamaha - ReactiveParts.com	6	11:40.046	8.435	2.226	91.60	1:54.984	5
5	10		5 Joe MORPHETT	Kawasaki - Inta / The Bike Shop	6	11:45.434	13.823	5.388	90.90	1:56.144	4
6	70	C	1 Jamie TIBBLE	Kawasaki - Club70	6	11:49.815	18.204	4.381	90.34	1:56.180	4
7	31		6 Jack CROUCHER	Kawasaki -	6	11:50.045	18.434	0.230	90.31	1:56.817	5
8	18		7 David GOWEN	Yamaha - L&G Engineering / Tinklers	6	11:50.370	18.759	0.325	90.27	1:56.790	5
9	76		8 Jason BYARD	Suzuki - May Construction	6	11:58.604	26.993	8.234	89.24	1:57.657	2
10	54		9 Andrew SAUNDERS	BMW - Icon Racing	6	11:58.836	27.225	0.232	89.21	1:57.385	2
11	24		10 Alan SMITH	Kawasaki - Mervyn Lambert Plant / Orwells Mcs	6	11:59.505	27.894	0.669	89.12	1:58.412	6
12	8		11 John COUGHLAN	Aprilia - BIKERSWORLD	6	12:09.329	37.718	9.824	87.92	2:00.199	3
13	81		12 Mike GOODFELLOW	Honda -	6	12:09.633	38.022	0.304	87.89	1:59.566	3
14	17	C	2 Luke ZUCHOWSKI	BMW -	6	12:10.035	38.424	0.402	87.84	1:59.933	3
15	19	C	3 Chris LAY	Kawasaki -	6	12:12.240	40.629	2.205	87.57	1:59.922	5
16	26	C	4 Eiren LONGWILL	Honda -	6	12:14.319	42.708	2.079	87.33	1:59.665	4
17	37	C	5 Aldo MORELLO	BMW - UK Roofing & Plastics Supplies Ltd	6	12:15.836	44.225	1.517	87.15	2:00.736	3
18	57	C	6 Michael MILLS	Kawasaki - A51R	6	12:22.785	51.174	6.949	86.33	2:01.189	6
19	7	C	7 John DAVIS	Yamaha -	6	12:23.587	51.976	0.802	86.24	2:01.518	6
20	25	C	8 Louis BARTLETT	Kawasaki - Mcmillian williams Solicitors	6	12:25.074	53.463	1.487	86.06	2:01.679	2
21	46	C	9 Simon GATES	Yamaha - No Talentino Rossi (Team FATI Yamaha)	6	12:30.224	58.613	5.150	85.47	2:01.019	4
22	52	C	10 Lee BARRETT	Kawasaki - LKJ contract cleaning & dad/mum	6	12:38.436	1:06.825	8.212	84.55	2:03.877	3
23	41		13 David ABRAHAM	Kawasaki - Cambridge Motorcycles	6	12:38.653	1:07.042	0.217	84.52	2:04.116	3
24	71	C	11 Colin CLUNE	Kawasaki -	6	12:42.144	1:10.533	3.491	84.14	2:04.711	4
25	100	C	12 Keith STEAD	Honda - Kestead	6	12:49.873	1:18.262	7.729	83.29	2:05.935	4
26	44	C	13 Kevan BARRETT	Kawasaki - LKJ Contracts	6	13:40.690	2:09.079	50.817	78.13	2:13.013	2

NOT CLASSIFIED

DNF	9	C	Mark O'BRIEN	Ducati - obrienhifi.com	3	6:48.704	3 Laps	3 Laps	78.45	2:10.412	1
DNF	48	C	Christos BOUZOUKIS	BMW -	1	2:06.069	5 Laps	2 Laps	84.77	2:06.069	1

FASTEST LAP

72			Michael O'BRIEN	Yamaha -	4	1:53.895		93.84 mph	151.02 kph
70	C		Jamie TIBBLE	Kawasaki - Club70	4	1:56.180		91.99 mph	148.05 kph

Class - 90% of Race Speed = 83.44 mph
 Class C - 90% of Race Speed = 81.30 mph

Snetterton 300
 Circuit Length = 2.9689 miles
 Start: 14:59 Flag 15:10 End: 15:13

Weather / Track : Cloudy / Dry

These results are provisional until the conclusion of any judicial and technical matters.

Clerk Of Course :	Timekeeper :
-------------------	--------------

Results can be found at www.tsl-timing.com

Printed - 15:13 Sunday, 18 September 2016



BMCRC - MRO Championships 2016 - Rnd 9 @ Snetterton 300

BG Products MRO Powerbikes inc Clubman 1000

RACE 11 - LAP CHART

LAP 1 @ 15:01:16.765		
NO	BEHIND	LAP TIME

72		2:00.209
3	0.480	2:00.689
1	0.801	2:01.010
10	2.047	2:02.256
154	2.714	2:02.923
70	3.992	2:04.201
18	4.075	2:04.284
31	4.159	2:04.368
24	5.328	2:05.537
48	5.860	2:06.069
54	6.353	2:06.562
76	7.022	2:07.231
8	7.275	2:07.484
81	8.254	2:08.463
19	8.587	2:08.796
17	8.799	2:09.008
26	10.149	2:10.358
37	10.191	2:10.400
9	10.203	2:10.412
57	10.826	2:11.035
25	11.649	2:11.858
7	12.361	2:12.570
52	13.319	2:13.528
41	14.371	2:14.580
100	15.144	2:15.353
71	15.289	2:15.498
46	19.056	2:19.265
44	20.070	2:20.279

LAP 2 @ 15:03:10.757		
NO	BEHIND	LAP TIME

72		1:53.992
1	0.990	1:54.181
3	1.157	1:54.669
154	4.603	1:55.881
10	4.847	1:56.792
70	7.763	1:57.763
31	7.796	1:57.629
18	8.455	1:58.372
54	9.746	1:57.385
24	10.027	1:58.691
76	10.687	1:57.657
8	13.538	2:00.255
81	14.500	2:00.238
17	15.178	2:00.371
19	16.063	2:01.468
37	17.225	2:01.026
26	17.748	2:01.591
25	19.336	2:01.679
57	20.243	2:03.409
7	20.640	2:02.271
52	23.374	2:04.047
41	24.671	2:04.292
71	27.393	2:06.096
100	27.890	2:06.738
46	28.197	2:03.133
44	39.091	2:13.013
9	41.459	2:25.248

LAP 3 @ 15:05:05.050		
NO	BEHIND	LAP TIME

72		1:54.293
3	1.726	1:54.862
1	1.916	1:55.219
154	5.634	1:55.324
10	7.092	1:56.538
31	10.514	1:57.011
18	11.184	1:57.022
70	11.512	1:58.042
54	13.911	1:58.458
24	14.821	1:59.087
76	15.010	1:58.616
8	19.444	2:00.199
81	19.773	1:59.566
17	20.818	1:59.933
19	22.540	2:00.770
37	23.668	2:00.736
26	24.562	2:01.107
57	28.007	2:02.057
25	28.626	2:03.583
7	28.701	2:02.354
52	32.958	2:03.877
41	34.494	2:04.116
46	37.834	2:03.930
71	37.882	2:04.782
100	39.816	2:06.219
44	59.871	2:15.073
9	1:00.210	2:13.044

LAP 4 @ 15:06:58.945		
NO	BEHIND	LAP TIME

72		1:53.895
3	2.638	1:54.807
1	2.909	1:54.888
154	6.788	1:55.049
10	9.341	1:56.144
70	13.797	1:56.180
31	13.909	1:57.290
18	14.384	1:57.095
54	18.609	1:58.593
24	19.855	1:58.929
76	20.121	1:59.006
8	26.103	2:00.554
81	26.523	2:00.645
17	27.040	2:00.117
19	29.683	2:01.038
26	30.332	1:59.665
37	30.633	2:00.860
57	36.119	2:02.007
25	36.660	2:01.929
7	36.973	2:02.167
52	44.093	2:05.030
46	44.958	2:01.019
41	45.130	2:04.531
71	48.698	2:04.711
100	51.856	2:05.935
44	1:22.101	2:16.125

LAP 5 @ 15:08:53.264		
NO	BEHIND	LAP TIME

72		1:54.319
3	2.789	1:54.470

1	4.868	1:56.278
154	7.453	1:54.984
10	11.712	1:56.690
70	16.333	1:56.855
31	16.407	1:56.817
18	16.855	1:56.790
54	23.185	1:58.895
76	23.600	1:57.798
24	24.385	1:58.849
8	32.077	2:00.293
81	32.590	2:00.386
17	32.957	2:00.236
19	35.286	1:59.922
26	37.720	2:01.707
37	37.799	2:01.485
57	44.888	2:03.088
7	45.361	2:02.707
25	45.671	2:03.330
46	52.023	2:01.384
52	56.230	2:06.456
41	56.532	2:05.721
71	1:00.154	2:05.775
100	1:03.800	2:06.263
44	1:45.793	2:18.011

LAP 6 @ 15:10:48.167		
NO	BEHIND	LAP TIME

72		1:54.903
3	2.976	1:55.090
1	6.209	1:56.244
154	8.435	1:55.885
10	13.823	1:57.014
70	18.204	1:56.774
31	18.434	1:56.930
18	18.759	1:56.807
76	26.993	1:58.296
54	27.225	1:58.943
24	27.894	1:58.412
8	37.718	2:00.544
81	38.022	2:00.335
17	38.424	2:00.370
19	40.629	2:00.246
26	42.708	1:59.891
37	44.225	2:01.329
57	51.174	2:01.189
7	51.976	2:01.518
25	53.463	2:02.695
46	58.613	2:01.493
52	1:06.825	2:05.498
41	1:07.042	2:05.413
71	1:10.533	2:05.282
100	1:18.262	2:09.365
44	2:09.079	2:18.189

Weather / Track : Cloudy / Dry

Results can be found at www.tsl-timing.com

Snetterton 300
Circuit Length = 2.9689 miles
Start: 14:59 Flag 15:10 End: 15:13

Printed - 15:14 Sunday, 18 September 2016

BMCRC - MRO Championships 2016 - Rnd 9 @ Snetterton 300

BG Products MRO Powerbikes inc Clubman 1000

RACE 11 - SECTOR ANALYSIS

SECTOR 1 = FL to I1, SECTOR 2 = I1 to FL, DIFF = Difference To Personal Best Lap

P1 72		Michael O'BRIEN		Yamaha -		
IDEAL LAP TIME : 1:53.749		BEST LAP TIME : 1:53.895		DIFFERENCE : 0.146		
LAP	SECTOR 1	SECTOR 2	LAP TIME	MPH	DIFF	TIME OF DAY
1 -		38.415	2:00.209	88.91	6.314	15:01:16.765
2 -	1:15.865	38.127	1:53.992 (2)	93.76	0.097	15:03:10.757
3 -	1:16.075	38.218	1:54.293 (3)	93.51	0.398	15:05:05.050
4 -	1:16.011	37.884	1:53.895 (1)	93.84		15:06:58.945
5 -	1:16.124	38.195	1:54.319	93.49	0.424	15:08:53.264
6 -	1:16.595	38.308	1:54.903	93.01	1.008	15:10:48.167

P2 3		Colin PARKER		Yamaha - Global Robots		
IDEAL LAP TIME : 1:54.452		BEST LAP TIME : 1:54.470		DIFFERENCE : 0.018		
LAP	SECTOR 1	SECTOR 2	LAP TIME	MPH	DIFF	TIME OF DAY
1 -		38.320	2:00.689	88.55	6.219	15:01:17.245
2 -	1:16.217	38.452	1:54.669 (2)	93.20	0.199	15:03:11.914
3 -	1:16.554	38.308	1:54.862	93.05	0.392	15:05:06.776
4 -	1:16.488	38.319	1:54.807 (3)	93.09	0.337	15:07:01.583
5 -	1:16.144	38.326	1:54.470 (1)	93.37		15:08:56.053
6 -	1:16.435	38.655	1:55.090	92.86	0.620	15:10:51.143

P3 1		Peter BAKER		Kawasaki -		
IDEAL LAP TIME : 1:54.181		BEST LAP TIME : 1:54.181		DIFFERENCE : 0.000		
LAP	SECTOR 1	SECTOR 2	LAP TIME	MPH	DIFF	TIME OF DAY
1 -		38.475	2:01.010	88.32	6.829	15:01:17.566
2 -	1:15.930	38.251	1:54.181 (1)	93.60		15:03:11.747
3 -	1:16.887	38.332	1:55.219 (3)	92.76	1.038	15:05:06.966
4 -	1:16.480	38.408	1:54.888 (2)	93.03	0.707	15:07:01.854
5 -	1:17.688	38.590	1:56.278	91.91	2.097	15:08:58.132
6 -	1:17.305	38.939	1:56.244	91.94	2.063	15:10:54.376

P4 154		Steve HENEGHAN		Yamaha - ReactiveParts.com		
IDEAL LAP TIME : 1:54.711		BEST LAP TIME : 1:54.984		DIFFERENCE : 0.273		
LAP	SECTOR 1	SECTOR 2	LAP TIME	MPH	DIFF	TIME OF DAY
1 -		38.338	2:02.923	86.94	7.939	15:01:19.479
2 -	1:16.775	39.106	1:55.881	92.23	0.897	15:03:15.360
3 -	1:17.156	38.168	1:55.324 (3)	92.67	0.340	15:05:10.684
4 -	1:16.934	38.115	1:55.049 (2)	92.90	0.065	15:07:05.733
5 -	1:16.596	38.388	1:54.984 (1)	92.95		15:09:00.717
6 -	1:17.195	38.690	1:55.885	92.23	0.901	15:10:56.602

P5 10		Joe MORPHETT		Kawasaki - Inta / The Bike Shop		
IDEAL LAP TIME : 1:56.144		BEST LAP TIME : 1:56.144		DIFFERENCE : 0.000		
LAP	SECTOR 1	SECTOR 2	LAP TIME	MPH	DIFF	TIME OF DAY
1 -		38.946	2:02.256	87.42	6.112	15:01:18.812
2 -	1:17.327	39.465	1:56.792	91.51	0.648	15:03:15.604
3 -	1:17.422	39.116	1:56.538 (2)	91.71	0.394	15:05:12.142
4 -	1:17.289	38.855	1:56.144 (1)	92.02		15:07:08.286
5 -	1:17.637	39.053	1:56.690 (3)	91.59	0.546	15:09:04.976
6 -	1:17.849	39.165	1:57.014	91.34	0.870	15:11:01.990

P6 70 C		Jamie TIBBLE		Kawasaki - Club70		
IDEAL LAP TIME : 1:56.180		BEST LAP TIME : 1:56.180		DIFFERENCE : 0.000		
LAP	SECTOR 1	SECTOR 2	LAP TIME	MPH	DIFF	TIME OF DAY
1 -		39.765	2:04.201	86.05	8.021	15:01:20.757
2 -	1:18.705	39.058	1:57.763	90.75	1.583	15:03:18.520
3 -	1:18.695	39.347	1:58.042	90.54	1.862	15:05:16.562
4 -	1:17.331	38.849	1:56.180 (1)	91.99		15:07:12.742
5 -	1:17.545	39.310	1:56.855 (3)	91.46	0.675	15:09:09.597

Snetterton 300

Circuit Length = 2.9689 miles

Start: 14:59 Flag 15:10 End: 15:13

Weather / Track : Cloudy / Dry

BMCRC - MRO Championships 2016 - Rnd 9 @ Snetterton 300

BG Products MRO Powerbikes inc Clubman 1000

RACE 11 - SECTOR ANALYSIS

SECTOR 1 = FL to I1, SECTOR 2 = I1 to FL, DIFF = Difference To Personal Best Lap

6 - 1:17.768 39.006 1:56.774 (2) 91.52 0.594 15:11:06.371

P7 31		Jack CROUCHER		Kawasaki -		
IDEAL LAP TIME : 1:56.745		BEST LAP TIME : 1:56.817		DIFFERENCE : 0.072		
LAP	SECTOR 1	SECTOR 2	LAP TIME	MPH	DIFF	TIME OF DAY
1 -		39.564	2:04.368	85.93	7.551	15:01:20.924
2 -	1:18.709	38.920	1:57.629	90.86	0.812	15:03:18.553
3 -	1:17.996	39.015	1:57.011 (3)	91.34	0.194	15:05:15.564
4 -	1:18.281	39.009	1:57.290	91.12	0.473	15:07:12.854
5 -	1:17.923	38.894	1:56.817 (1)	91.49		15:09:09.671
6 -	1:17.851	39.079	1:56.930 (2)	91.40	0.113	15:11:06.601

P8 18		David GOWEN		Yamaha - L&G Engineering / Tinklers		
IDEAL LAP TIME : 1:56.463		BEST LAP TIME : 1:56.790		DIFFERENCE : 0.327		
LAP	SECTOR 1	SECTOR 2	LAP TIME	MPH	DIFF	TIME OF DAY
1 -		39.713	2:04.284	85.99	7.494	15:01:20.840
2 -	1:19.080	39.292	1:58.372	90.29	1.582	15:03:19.212
3 -	1:18.055	38.967	1:57.022 (3)	91.33	0.232	15:05:16.234
4 -	1:18.254	38.841	1:57.095	91.27	0.305	15:07:13.329
5 -	1:17.647	39.143	1:56.790 (1)	91.51		15:09:10.119
6 -	1:17.991	38.816	1:56.807 (2)	91.50	0.017	15:11:06.926

P9 76		Jason BYARD		Suzuki - May Construction		
IDEAL LAP TIME : 1:57.431		BEST LAP TIME : 1:57.657		DIFFERENCE : 0.226		
LAP	SECTOR 1	SECTOR 2	LAP TIME	MPH	DIFF	TIME OF DAY
1 -		40.132	2:07.231	84.00	9.574	15:01:23.787
2 -	1:18.707	38.950	1:57.657 (1)	90.84		15:03:21.444
3 -	1:18.560	40.056	1:58.616	90.10	0.959	15:05:20.060
4 -	1:19.222	39.784	1:59.006	89.81	1.349	15:07:19.066
5 -	1:18.481	39.317	1:57.798 (2)	90.73	0.141	15:09:16.864
6 -	1:18.873	39.423	1:58.296 (3)	90.35	0.639	15:11:15.160

P10 54		Andrew SAUNDERS		BMW - Icon Racing		
IDEAL LAP TIME : 1:57.385		BEST LAP TIME : 1:57.385		DIFFERENCE : 0.000		
LAP	SECTOR 1	SECTOR 2	LAP TIME	MPH	DIFF	TIME OF DAY
1 -		39.582	2:06.562	84.44	9.177	15:01:23.118
2 -	1:18.549	38.836	1:57.385 (1)	91.05		15:03:20.503
3 -	1:19.054	39.404	1:58.458 (2)	90.22	1.073	15:05:18.961
4 -	1:19.170	39.423	1:58.593 (3)	90.12	1.208	15:07:17.554
5 -	1:19.071	39.824	1:58.895	89.89	1.510	15:09:16.449
6 -	1:19.272	39.671	1:58.943	89.85	1.558	15:11:15.392

P11 24		Alan SMITH		Kawasaki - Mervyn Lambert Plant / Orwells Mcs		
IDEAL LAP TIME : 1:58.219		BEST LAP TIME : 1:58.412		DIFFERENCE : 0.193		
LAP	SECTOR 1	SECTOR 2	LAP TIME	MPH	DIFF	TIME OF DAY
1 -		39.868	2:05.537	85.13	7.125	15:01:22.093
2 -	1:18.795	39.896	1:58.691 (2)	90.04	0.279	15:03:20.784
3 -	1:18.992	40.095	1:59.087	89.75	0.675	15:05:19.871
4 -	1:19.225	39.704	1:58.929	89.86	0.517	15:07:18.800
5 -	1:19.425	39.424	1:58.849 (3)	89.92	0.437	15:09:17.649
6 -	1:18.928	39.484	1:58.412 (1)	90.26		15:11:16.061

P12 8		John COUGHLAN		Aprilia - BIKERSWORLD		
IDEAL LAP TIME : 2:00.055		BEST LAP TIME : 2:00.199		DIFFERENCE : 0.144		
LAP	SECTOR 1	SECTOR 2	LAP TIME	MPH	DIFF	TIME OF DAY
1 -		40.463	2:07.484	83.83	7.285	15:01:24.040
2 -	1:20.015	40.240	2:00.255 (2)	88.87	0.056	15:03:24.295
3 -	1:19.815	40.384	2:00.199 (1)	88.91		15:05:24.494

Weather / Track : Cloudy / Dry

Snetterton 300
Circuit Length = 2.9689 miles
Start: 14:59 Flag 15:10 End: 15:13

BMCRC - MRO Championships 2016 - Rnd 9 @ Snetterton 300

BG Products MRO Powerbikes inc Clubman 1000

RACE 11 - SECTOR ANALYSIS

SECTOR 1 = FL to I1, SECTOR 2 = I1 to FL, DIFF = Difference To Personal Best Lap

4 -	1:20.304	40.250	2:00.554	88.65	0.355	15:07:25.048
5 -	1:19.904	40.389	2:00.293 (3)	88.85	0.094	15:09:25.341
6 -	1:19.899	40.645	2:00.544	88.66	0.345	15:11:25.885

P13	81	Mike GOODFELLOW	Honda -			
IDEAL LAP TIME : 1:59.273		BEST LAP TIME : 1:59.566	DIFFERENCE : 0.293			
LAP	SECTOR 1	SECTOR 2	LAP TIME	MPH	DIFF	TIME OF DAY
1 -		40.213	2:08.463	83.19	8.897	15:01:25.019
2 -	1:19.771	40.467	2:00.238 (2)	88.89	0.672	15:03:25.257
3 -	1:19.895	39.671	1:59.566 (1)	89.39		15:05:24.823
4 -	1:20.140	40.505	2:00.645	88.59	1.079	15:07:25.468
5 -	1:19.801	40.585	2:00.386	88.78	0.820	15:09:25.854
6 -	1:19.602	40.733	2:00.335 (3)	88.81	0.769	15:11:26.189

P14	17 C	Luke ZUCHOWSKI	BMW -			
IDEAL LAP TIME : 1:59.823		BEST LAP TIME : 1:59.933	DIFFERENCE : 0.110			
LAP	SECTOR 1	SECTOR 2	LAP TIME	MPH	DIFF	TIME OF DAY
1 -		40.211	2:09.008	82.84	9.075	15:01:25.564
2 -	1:20.066	40.305	2:00.371	88.79	0.438	15:03:25.935
3 -	1:19.701	40.232	1:59.933 (1)	89.11		15:05:25.868
4 -	1:19.612	40.505	2:00.117 (2)	88.98	0.184	15:07:25.985
5 -	1:19.673	40.563	2:00.236 (3)	88.89	0.303	15:09:26.221
6 -	1:19.829	40.541	2:00.370	88.79	0.437	15:11:26.591

P15	19 C	Chris LAY	Kawasaki -			
IDEAL LAP TIME : 1:59.904		BEST LAP TIME : 1:59.922	DIFFERENCE : 0.018			
LAP	SECTOR 1	SECTOR 2	LAP TIME	MPH	DIFF	TIME OF DAY
1 -		40.709	2:08.796	82.98	8.874	15:01:25.352
2 -	1:21.218	40.250	2:01.468	87.99	1.546	15:03:26.820
3 -	1:20.334	40.436	2:00.770 (3)	88.49	0.848	15:05:27.590
4 -	1:21.118	39.920	2:01.038	88.30	1.116	15:07:28.628
5 -	1:19.984	39.938	1:59.922 (1)	89.12		15:09:28.550
6 -	1:20.190	40.056	2:00.246 (2)	88.88	0.324	15:11:28.796

P16	26 C	Eiren LONGWILL	Honda -			
IDEAL LAP TIME : 1:59.665		BEST LAP TIME : 1:59.665	DIFFERENCE : 0.000			
LAP	SECTOR 1	SECTOR 2	LAP TIME	MPH	DIFF	TIME OF DAY
1 -		41.159	2:10.358	81.98	10.693	15:01:26.914
2 -	1:21.249	40.342	2:01.591	87.90	1.926	15:03:28.505
3 -	1:20.497	40.610	2:01.107 (3)	88.25	1.442	15:05:29.612
4 -	1:19.623	40.042	1:59.665 (1)	89.31		15:07:29.277
5 -	1:21.337	40.370	2:01.707	87.81	2.042	15:09:30.984
6 -	1:19.693	40.198	1:59.891 (2)	89.14	0.226	15:11:30.875

P17	37 C	Aldo MORELLO	BMW - UK Roofing & Plastics Supplies Ltd			
IDEAL LAP TIME : 2:00.590		BEST LAP TIME : 2:00.736	DIFFERENCE : 0.146			
LAP	SECTOR 1	SECTOR 2	LAP TIME	MPH	DIFF	TIME OF DAY
1 -		41.213	2:10.400	81.96	9.664	15:01:26.956
2 -	1:20.838	40.188	2:01.026 (3)	88.31	0.290	15:03:27.982
3 -	1:20.641	40.095	2:00.736 (1)	88.52		15:05:28.718
4 -	1:20.911	39.949	2:00.860 (2)	88.43	0.124	15:07:29.578
5 -	1:21.329	40.156	2:01.485	87.97	0.749	15:09:31.063
6 -	1:20.949	40.380	2:01.329	88.09	0.593	15:11:32.392

P18	57 C	Michael MILLS	Kawasaki - A51R			
IDEAL LAP TIME : 2:01.189		BEST LAP TIME : 2:01.189	DIFFERENCE : 0.000			
LAP	SECTOR 1	SECTOR 2	LAP TIME	MPH	DIFF	TIME OF DAY
1 -		40.705	2:11.035	81.56	9.846	15:01:27.591

Weather / Track : Cloudy / Dry

Snetterton 300
Circuit Length = 2.9689 miles
Start: 14:59 Flag 15:10 End: 15:13

BMCRC - MRO Championships 2016 - Rnd 9 @ Snetterton 300

BG Products MRO Powerbikes inc Clubman 1000

RACE 11 - SECTOR ANALYSIS

SECTOR 1 = FL to I1, SECTOR 2 = I1 to FL, DIFF = Difference To Personal Best Lap

2 -	1:22.256	41.153	2:03.409	86.60	2.220	15:03:31.000
3 -	1:21.125	40.932	2:02.057 (3)	87.56	0.868	15:05:33.057
4 -	1:21.181	40.826	2:02.007 (2)	87.60	0.818	15:07:35.064
5 -	1:21.805	41.283	2:03.088	86.83	1.899	15:09:38.152
6 -	1:20.569	40.620	2:01.189 (1)	88.19		15:11:39.341

P19	7 C	John DAVIS	Yamaha -			
IDEAL LAP TIME : 2:01.518		BEST LAP TIME : 2:01.518		DIFFERENCE : 0.000		
LAP	SECTOR 1	SECTOR 2	LAP TIME	MPH	DIFF	TIME OF DAY
1 -		41.360	2:12.570	80.62	11.052	15:01:29.126
2 -	1:21.536	40.735	2:02.271 (3)	87.41	0.753	15:03:31.397
3 -	1:21.258	41.096	2:02.354	87.35	0.836	15:05:33.751
4 -	1:20.979	41.188	2:02.167 (2)	87.48	0.649	15:07:35.918
5 -	1:21.271	41.436	2:02.707	87.10	1.189	15:09:38.625
6 -	1:20.854	40.664	2:01.518 (1)	87.95		15:11:40.143

P20	25 C	Louis BARTLETT	Kawasaki - Mcmillian williams Solicitors			
IDEAL LAP TIME : 2:01.576		BEST LAP TIME : 2:01.679		DIFFERENCE : 0.103		
LAP	SECTOR 1	SECTOR 2	LAP TIME	MPH	DIFF	TIME OF DAY
1 -		40.865	2:11.858	81.05	10.179	15:01:28.414
2 -	1:21.092	40.587	2:01.679 (1)	87.83		15:03:30.093
3 -	1:22.321	41.262	2:03.583	86.48	1.904	15:05:33.676
4 -	1:20.989	40.940	2:01.929 (2)	87.65	0.250	15:07:35.605
5 -	1:22.580	40.750	2:03.330	86.66	1.651	15:09:38.935
6 -	1:21.574	41.121	2:02.695 (3)	87.11	1.016	15:11:41.630

P21	46 C	Simon GATES	Yamaha - No Talentino Rossi (Team FATI Yamaha)			
IDEAL LAP TIME : 2:01.019		BEST LAP TIME : 2:01.019		DIFFERENCE : 0.000		
LAP	SECTOR 1	SECTOR 2	LAP TIME	MPH	DIFF	TIME OF DAY
1 -		51.016	2:19.265	76.74	18.246	15:01:35.821
2 -	1:21.149	41.984	2:03.133	86.80	2.114	15:03:38.954
3 -	1:23.135	40.795	2:03.930	86.24	2.911	15:05:42.884
4 -	1:20.641	40.378	2:01.019 (1)	88.31		15:07:43.903
5 -	1:20.877	40.507	2:01.384 (2)	88.05	0.365	15:09:45.287
6 -	1:21.100	40.393	2:01.493 (3)	87.97	0.474	15:11:46.780

P22	52 C	Lee BARRETT	Kawasaki - LKJ contract cleaning & dad/mum			
IDEAL LAP TIME : 2:03.877		BEST LAP TIME : 2:03.877		DIFFERENCE : 0.000		
LAP	SECTOR 1	SECTOR 2	LAP TIME	MPH	DIFF	TIME OF DAY
1 -		41.911	2:13.528	80.04	9.651	15:01:30.084
2 -	1:22.473	41.574	2:04.047 (2)	86.16	0.170	15:03:34.131
3 -	1:22.385	41.492	2:03.877 (1)	86.27		15:05:38.008
4 -	1:23.448	41.582	2:05.030 (3)	85.48	1.153	15:07:43.038
5 -	1:24.464	41.992	2:06.456	84.52	2.579	15:09:49.494
6 -	1:23.639	41.859	2:05.498	85.16	1.621	15:11:54.992

P23	41	David ABRAHAM	Kawasaki - Cambridge Motorcycles			
IDEAL LAP TIME : 2:03.752		BEST LAP TIME : 2:04.116		DIFFERENCE : 0.364		
LAP	SECTOR 1	SECTOR 2	LAP TIME	MPH	DIFF	TIME OF DAY
1 -		42.595	2:14.580	79.41	10.464	15:01:31.136
2 -	1:22.987	41.305	2:04.292 (2)	85.99	0.176	15:03:35.428
3 -	1:22.783	41.333	2:04.116 (1)	86.11		15:05:39.544
4 -	1:22.447	42.084	2:04.531 (3)	85.82	0.415	15:07:44.075
5 -	1:23.674	42.047	2:05.721	85.01	1.605	15:09:49.796
6 -	1:23.677	41.736	2:05.413	85.22	1.297	15:11:55.209

Weather / Track : Cloudy / Dry

Snetterton 300
Circuit Length = 2.9689 miles
Start: 14:59 Flag 15:10 End: 15:13

BMCRC - MRO Championships 2016 - Rnd 9 @ Snetterton 300

BG Products MRO Powerbikes inc Clubman 1000

RACE 11 - SECTOR ANALYSIS

SECTOR 1 = FL to I1, SECTOR 2 = I1 to FL, DIFF = Difference To Personal Best Lap

P24 71 C Colin CLUNE		Kawasaki -				
IDEAL LAP TIME : 2:04.672		BEST LAP TIME : 2:04.711				
		DIFFERENCE : 0.039				
LAP	SECTOR 1	SECTOR 2	LAP TIME	MPH	DIFF	TIME OF DAY
1 -		42.647	2:15.498	78.87	10.787	15:01:32.054
2 -	1:23.817	42.279	2:06.096	84.76	1.385	15:03:38.150
3 -	1:22.808	41.974	2:04.782 (2)	85.65	0.071	15:05:42.932
4 -	1:22.698	42.013	2:04.711 (1)	85.70		15:07:47.643
5 -	1:23.516	42.259	2:05.775	84.97	1.064	15:09:53.418
6 -	1:23.083	42.199	2:05.282 (3)	85.31	0.571	15:11:58.700

P25 100 C Keith STEAD		Honda - Kestead				
IDEAL LAP TIME : 2:05.282		BEST LAP TIME : 2:05.935				
		DIFFERENCE : 0.653				
LAP	SECTOR 1	SECTOR 2	LAP TIME	MPH	DIFF	TIME OF DAY
1 -		42.766	2:15.353	78.96	9.418	15:01:31.909
2 -	1:24.858	41.880	2:06.738	84.33	0.803	15:03:38.647
3 -	1:23.951	42.268	2:06.219 (2)	84.67	0.284	15:05:44.866
4 -	1:23.402	42.533	2:05.935 (1)	84.86		15:07:50.801
5 -	1:23.562	42.701	2:06.263 (3)	84.64	0.328	15:09:57.064
6 -	1:26.120	43.245	2:09.365	82.61	3.430	15:12:06.429

P26 44 C Kevan BARRETT		Kawasaki - LKJ Contracts				
IDEAL LAP TIME : 2:13.013		BEST LAP TIME : 2:13.013				
		DIFFERENCE : 0.000				
LAP	SECTOR 1	SECTOR 2	LAP TIME	MPH	DIFF	TIME OF DAY
1 -		45.162	2:20.279	76.19	7.266	15:01:36.835
2 -	1:28.333	44.680	2:13.013 (1)	80.35		15:03:49.848
3 -	1:29.422	45.651	2:15.073 (2)	79.12	2.060	15:06:04.921
4 -	1:31.007	45.118	2:16.125 (3)	78.51	3.112	15:08:21.046
5 -	1:31.894	46.117	2:18.011	77.44	4.998	15:10:39.057
6 -	1:31.724	46.465	2:18.189	77.34	5.176	15:12:57.246

P27 9 C Mark O'BRIEN		Ducati - obrienhifi.com				
IDEAL LAP TIME : 2:04.892		BEST LAP TIME : 2:10.412				
		DIFFERENCE : 5.520				
LAP	SECTOR 1	SECTOR 2	LAP TIME	MPH	DIFF	TIME OF DAY
1 -		40.401	2:10.412 (1)	81.95		15:01:26.968
2 -	1:44.091	41.157	2:25.248 (3)	73.58	14.835	15:03:52.216
3 -	1:24.491	48.553	2:13.044 (2)	80.33	2.631	15:06:05.260

P28 48 C Christos BOUZOUKIS		BMW -				
IDEAL LAP TIME :		BEST LAP TIME : 2:06.069				
		DIFFERENCE :				
LAP	SECTOR 1	SECTOR 2	LAP TIME	MPH	DIFF	TIME OF DAY
1 -		39.609	2:06.069 (1)	84.77		15:01:22.625

Weather / Track : Cloudy / Dry

BMCRC - MRO Championships 2016 - Rnd 9 @ Snetterton 300

BG Products MRO Powerbikes inc Clubman 1000

RACE 11 - BEST SECTORS

SECTOR 1			SECTOR 2			IDEAL / BEST COMPARISON						
POS	NO	NAME	TIME	NO	NAME	TIME	POS	NO	NAME	IDEAL	BEST	DIFF
									PERFECT LAP	1:53.749		
1	72	O'BRIEN	1:15.865	72	O'BRIEN	37.884	1	72	O'BRIEN	1:53.749	1:53.895	0.146
2	1	BAKER	1:15.930	154	HENEGHAN	38.115	2	1	BAKER	1:54.181	1:54.181	0.000
3	3	PARKER	1:16.144	1	BAKER	38.251	3	3	PARKER	1:54.452	1:54.470	0.018
4	154	HENEGHAN	1:16.596	3	PARKER	38.308	4	154	HENEGHAN	1:54.711	1:54.984	0.273
5	10	MORPHETT	1:17.289	18	GOWEN	38.816	5	10	MORPHETT	1:56.144	1:56.144	0.000
6	70	TIBBLE	1:17.331	54	SAUNDERS	38.836	6	70	TIBBLE	1:56.180	1:56.180	0.000
7	18	GOWEN	1:17.647	70	TIBBLE	38.849	7	18	GOWEN	1:56.463	1:56.790	0.327
8	31	CROUCHER	1:17.851	10	MORPHETT	38.855	8	31	CROUCHER	1:56.745	1:56.817	0.072
9	76	BYARD	1:18.481	31	CROUCHER	38.894	9	54	SAUNDERS	1:57.385	1:57.385	0.000
10	54	SAUNDERS	1:18.549	76	BYARD	38.950	10	76	BYARD	1:57.431	1:57.657	0.226
11	24	SMITH	1:18.795	24	SMITH	39.424	11	24	SMITH	1:58.219	1:58.412	0.193
12	81	GOODFELLOW	1:19.602	48	BOUZOUKIS	39.609	12	81	GOODFELLOW	1:59.273	1:59.566	0.293
13	17	ZUCHOWSKI	1:19.612	81	GOODFELLOW	39.671	13	26	LONGWILL	1:59.665	1:59.665	0.000
14	26	LONGWILL	1:19.623	19	LAY	39.920	14	17	ZUCHOWSKI	1:59.823	1:59.933	0.110
15	8	COUGHLAN	1:19.815	37	MORELLO	39.949	15	19	LAY	1:59.904	1:59.922	0.018
16	19	LAY	1:19.984	26	LONGWILL	40.042	16	8	COUGHLAN	2:00.055	2:00.199	0.144
17	57	MILLS	1:20.569	17	ZUCHOWSKI	40.211	17	37	MORELLO	2:00.590	2:00.736	0.146
18	37	MORELLO	1:20.641	8	COUGHLAN	40.240	18	46	GATES	2:01.019	2:01.019	0.000
19	46	GATES	1:20.641	46	GATES	40.378	19	57	MILLS	2:01.189	2:01.189	0.000
20	7	DAVIS	1:20.854	9	O'BRIEN	40.401	20	7	DAVIS	2:01.518	2:01.518	0.000
21	25	BARTLETT	1:20.989	25	BARTLETT	40.587	21	25	BARTLETT	2:01.576	2:01.679	0.103
22	52	BARRETT	1:22.385	57	MILLS	40.620	22	41	ABRAHAM	2:03.752	2:04.116	0.364
23	41	ABRAHAM	1:22.447	7	DAVIS	40.664	23	52	BARRETT	2:03.877	2:03.877	0.000
24	71	CLUNE	1:22.698	41	ABRAHAM	41.305	24	71	CLUNE	2:04.672	2:04.711	0.039
25	100	STEAD	1:23.402	52	BARRETT	41.492	25	9	O'BRIEN	2:04.892	2:10.412	5.520
26	9	O'BRIEN	1:24.491	100	STEAD	41.880	26	100	STEAD	2:05.282	2:05.935	0.653
27	44	BARRETT	1:28.333	71	CLUNE	41.974	27	44	BARRETT	2:13.013	2:13.013	0.000
28				44	BARRETT	44.680	28	48	BOUZOUKIS		2:06.069	

Weather / Track : Cloudy / Dry

Results can be found at www.tsl-timing.com

Snetterton 300

Circuit Length = 2.9689 miles

Start: 14:59 Flag 15:10 End: 15:13

Printed - 15:13 Sunday, 18 September 2016



BMCRC Rookie 600 & 1000

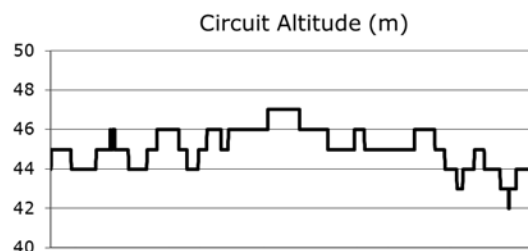
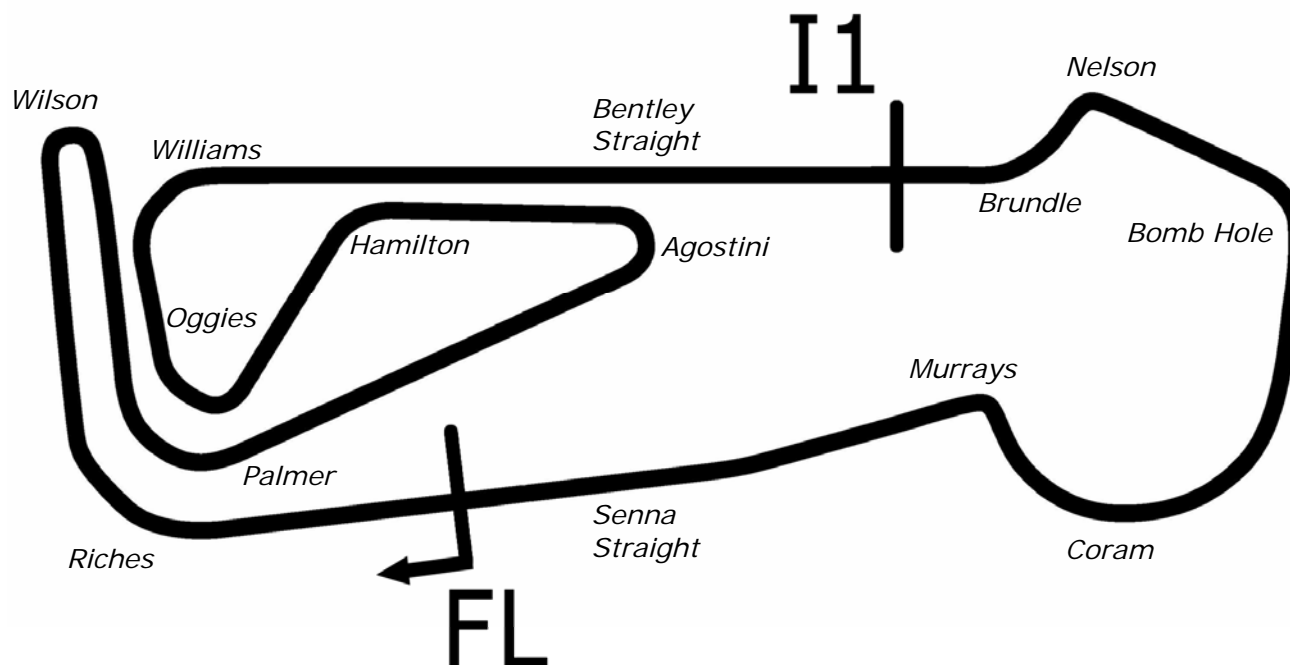
Snetterton 300

17th & 18th September 2016



Results Provided by Timing Solutions Ltd
www.tsl-timing.com

Snetterton 300



Length	2.9689 miles	4778.0 m	
FL		52.46340 N	0.94476 E
I1	3198m	52.46617 N	0.94964 E
Pit Entry	4572m	52.46364 N	0.94774 E
Pit Exit	40m after FL	52.46338 N	0.94420 E
Pit Entry–Pit Exit 246m, 14.7s @60kph, 11.0s @80kph			

All results available at www.tsl-timing.com

BMCRC - MRO Championships 2016 - Rnd 9 @ Snetterton 300

Thunderbike Extreme & BMCRC Rookie 1000

QUALIFYING - CLASSIFICATION



POS	NO	CL	PIC NAME	ENTRY	TIME	ON	LAPS	GAP	DIFF	MPH
1	11	1000	1 Mick WHALLEY	Yamaha - Fresh Fruit Ltd	2:23.050	2	2			74.71
2	94	1000	2 Justin BONE	Kawasaki - APARK & HOOBS ROOFING	2:23.247	2	2	0.197	0.197	74.61
3	33	1000	3 Rafal GRZEDA	BMW -	2:24.467	2	2	1.417	1.220	73.98
4	5	1000	4 Kyle O'DONOVAN	Yamaha - Meads Construction	2:28.183	2	2	5.133	3.716	72.12
5	198		1 Steven TOPPING	Yamaha -	2:29.192	2	2	6.142	1.009	71.63
6	75		2 Paul NEWMAN	Honda - Leeway building services	2:29.645	2	2	6.595	0.453	71.42
7	41		3 David ABRAHAM	Aprilia - Cambridge Motorcycles	2:29.777	2	2	6.727	0.132	71.35
8	15	1000	5 Mariusz SIEMIENIUK-JUZWIUK	Honda - BELMONT AUTO SERVICE	2:30.634	2	2	7.584	0.857	70.95
9	82		4 Matt HINNELLS	Aprilia - Moremoto/ Bears repairs	2:30.930	2	2	7.880	0.296	70.81
10	100	1000	6 Keith STEAD	Honda - Kestead	2:31.993	2	2	8.943	1.063	70.31
11	41	1000	7 Steven YOUNG	Honda - WDE Recruitment	2:32.262	2	2	9.212	0.269	70.19
12	68	R	1 Ian COSTELLO	Suzuki -	2:34.802	2	2	11.752	2.540	69.04
13	18		5 Marc PRENTICE	Suzuki - Mungo Marine Ltd	2:37.672	2	2	14.622	2.870	67.78
14	111		6 Ryan FOLKES	Suzuki - Carl Harrison Motorcycle Services	2:39.657	2	2	16.607	1.985	66.94
15	42		7 Alan WOOD	Suzuki - J.Clubb Aggregates & Concrete	2:40.245	2	2	17.195	0.588	66.69
16	55		8 Michael COPLEY	Suzuki - Jayne copley	2:40.592	2	2	17.542	0.347	66.55
17	67	R	2 Duncan WILLIAMS	Suzuki -	2:41.961	2	2	18.911	1.369	65.99
18	303	R	3 Adam NORTON	Honda -	2:43.177	2	2	20.127	1.216	65.49
19	137	1000	8 Alun JOYCE	Honda - The Filnes Factory	2:44.770	2	2	21.720	1.593	64.86
20	76		9 Jason BYARD	Suzuki - May Construction	2:44.793	2	2	21.743	0.023	64.85
21	39		10 Rob WILLIAMS	Suzuki -	2:46.074	2	2	23.024	1.281	64.35
22	121	1000	9 Daniel TINSLEY	Suzuki -	2:46.088	2	2	23.038	0.014	64.35
23	14		11 David SPENCER	Suzuki -	2:46.397	2	2	23.347	0.309	64.23
24	98	R	4 Thomas KIY	Kawasaki - myself	2:46.669	2	2	23.619	0.272	64.12
25	222	1000	10 Matthew EPPS	Honda -	2:48.179	2	2	25.129	1.510	63.55
26	16	1000	11 Paul CROWSON	Suzuki -	2:48.710	2	2	25.660	0.531	63.35
27	16		12 Matthew WREN	Kawasaki - Broken Matt	2:51.039	2	2	27.989	2.329	62.48
28	71		13 Ben BURNAL	Suzuki -	2:52.512	2	2	29.462	1.473	61.95
29	113	R	5 Matthew FITZGERALD	Kawasaki - Ratchet Racing	2:55.087	2	2	32.037	2.575	61.04
30	8		14 Marcus GOOSE	Aprilia -	2:58.944	2	2	35.894	3.857	59.72
31	5		15 Nick BISHOP	Suzuki - Rfj trailers	3:05.560	2	2	42.510	6.616	57.59
32	333	R	6 Andrew HOUGHTON	Suzuki -	3:07.131	2	2	44.081	1.571	57.11
33	46	R	7 Adrian DRAPER	Suzuki - droopy racing uk	3:07.527	2	2	44.477	0.396	56.99
34	94	R	8 Andrew ASHWORTH	Suzuki - Electrovista	3:07.781	2	2	44.731	0.254	56.91
35	45		16 Paul BRYANT	Honda - CVM	3:07.788	2	2	44.738	0.007	56.91
36	24	1000	12 Joe BOLTON	Aprilia -	3:07.842	2	2	44.792	0.054	56.89
37	73		17 Jim DAVIES	Kawasaki - PistonHeads	3:13.382	2	2	50.332	5.540	55.26
38	58		18 Michael SIMMONS	Kawasaki - Westcountry Windings			0			
39	28	R	9 Dan NEMATI	Yamaha - Wayne Johnson			0			

Snetterton 300
 Circuit Length = 2.9689 miles
 Start: 09:01 Flag 09:28 End: 09:28

Weather / Track : Cloudy / Wet
 These results are provisional until the conclusion of any judicial and technical matters.

Clerk Of Course :	Timekeeper :
-------------------	--------------

Results can be found at www.tsl-timing.com

Printed - 09:28 Saturday, 17 September 2016



BMCRC - MRO Championships 2016 - Rnd 9 @ Snetterton 300

Thunderbike Extreme & BMCRC Rookie 1000

QUALIFYING - SECTOR ANALYSIS

SECTOR 1 = FL to I1, SECTOR 2 = I1 to FL, DIFF = Difference To Personal Best Lap

P1 11 1000 Mick WHALLEY		Yamaha - Fresh Fruit Ltd				
IDEAL LAP TIME : 2:23.050		BEST LAP TIME : 2:23.050		DIFFERENCE : 0.000		
LAP	SECTOR 1	SECTOR 2	LAP TIME	MPH	DIFF	TIME OF DAY
1 -	1:41.130	48.683	2:29.813 (2)	71.34	6.763	09:04:05.942
2 -	1:34.982	48.068	2:23.050 (1)	74.71		09:06:28.992

P2 94 1000 Justin BONE		Kawasaki - APARK & HOOPS ROOFING				
IDEAL LAP TIME : 2:22.940		BEST LAP TIME : 2:23.247		DIFFERENCE : 0.307		
LAP	SECTOR 1	SECTOR 2	LAP TIME	MPH	DIFF	TIME OF DAY
1 -	1:38.393	48.570	2:26.963 (2)	72.72	3.716	09:04:01.773
2 -	1:34.819	48.428	2:23.247 (1)	74.61		09:06:25.020

P3 33 1000 Rafal GRZEDA		BMW -				
IDEAL LAP TIME : 2:23.111		BEST LAP TIME : 2:24.467		DIFFERENCE : 1.356		
LAP	SECTOR 1	SECTOR 2	LAP TIME	MPH	DIFF	TIME OF DAY
1 -	1:41.491	48.936	2:30.427 (2)	71.05	5.960	09:04:07.494
2 -	1:36.412	48.055	2:24.467 (1)	73.98		09:06:31.961

P4 5 1000 Kyle O'DONOVAN		Yamaha - Meads Construction				
IDEAL LAP TIME : 2:23.635		BEST LAP TIME : 2:28.183		DIFFERENCE : 4.548		
LAP	SECTOR 1	SECTOR 2	LAP TIME	MPH	DIFF	TIME OF DAY
1 -	1:45.438	51.250	2:36.688 (2)	68.21	8.505	09:04:16.657
2 -	1:38.826	49.357	2:28.183 (1)	72.12		09:06:44.840

P5 198 Steven TOPPING		Yamaha -				
IDEAL LAP TIME : 2:28.186		BEST LAP TIME : 2:29.192		DIFFERENCE : 1.006		
LAP	SECTOR 1	SECTOR 2	LAP TIME	MPH	DIFF	TIME OF DAY
1 -	1:47.433	50.700	2:38.133 (2)	67.58	8.941	09:04:18.331
2 -	1:38.789	50.403	2:29.192 (1)	71.63		09:06:47.523

P6 75 Paul NEWMAN		Honda - Leeway building services				
IDEAL LAP TIME : 2:29.541		BEST LAP TIME : 2:29.645		DIFFERENCE : 0.104		
LAP	SECTOR 1	SECTOR 2	LAP TIME	MPH	DIFF	TIME OF DAY
1 -	1:46.036	50.104	2:36.140 (2)	68.45	6.495	09:04:13.884
2 -	1:39.437	50.208	2:29.645 (1)	71.42		09:06:43.529

P7 41 David ABRAHAM		Aprilia - Cambridge Motorcycles				
IDEAL LAP TIME : 2:29.223		BEST LAP TIME : 2:29.777		DIFFERENCE : 0.554		
LAP	SECTOR 1	SECTOR 2	LAP TIME	MPH	DIFF	TIME OF DAY
1 -	1:53.776	51.825	2:45.601 (2)	64.54	15.824	09:04:28.047
2 -	1:38.990	50.787	2:29.777 (1)	71.35		09:06:57.824

P8 15 1000 Mariusz SIEMIENIUK-JUZWIUK		Honda - BELMONT AUTO SERVICE				
IDEAL LAP TIME : 2:29.117		BEST LAP TIME : 2:30.634		DIFFERENCE : 1.517		
LAP	SECTOR 1	SECTOR 2	LAP TIME	MPH	DIFF	TIME OF DAY
1 -	1:45.765	51.786	2:37.551 (2)	67.83	6.917	09:04:14.841
2 -	1:40.362	50.272	2:30.634 (1)	70.95		09:06:45.475

P9 82 Matt HINNELLS		Aprilia - Moremoto/ Bears repairs				
IDEAL LAP TIME : 2:30.538		BEST LAP TIME : 2:30.930		DIFFERENCE : 0.392		
LAP	SECTOR 1	SECTOR 2	LAP TIME	MPH	DIFF	TIME OF DAY
1 -	1:45.075	51.569	2:36.644 (2)	68.23	5.714	09:04:16.090
2 -	1:40.101	50.829	2:30.930 (1)	70.81		09:06:47.020

Weather / Track : Cloudy / Wet

Snetterton 300
Circuit Length = 2.9689 miles
Start: 09:01 Flag 09:28 End: 09:28

BMCRC - MRO Championships 2016 - Rnd 9 @ Snetterton 300

Thunderbike Extreme & BMCRC Rookie 1000

QUALIFYING - SECTOR ANALYSIS

SECTOR 1 = FL to I1, SECTOR 2 = I1 to FL, DIFF = Difference To Personal Best Lap

P10 100 1000 Keith STEAD				Honda - Kestead			
IDEAL LAP TIME : 2:29.552		BEST LAP TIME : 2:31.993		DIFFERENCE : 2.441			
LAP	SECTOR 1	SECTOR 2	LAP TIME	MPH	DIFF	TIME OF DAY	
1 -	1:51.651	52.348	2:43.999 (2)	65.17	12.006	09:04:25.029	
2 -	1:41.204	50.789	2:31.993 (1)	70.31		09:06:57.022	

P11 41 1000 Steven YOUNG				Honda - WDE Recruitment			
IDEAL LAP TIME : 2:30.815		BEST LAP TIME : 2:32.262		DIFFERENCE : 1.447			
LAP	SECTOR 1	SECTOR 2	LAP TIME	MPH	DIFF	TIME OF DAY	
1 -	1:47.703	52.759	2:40.462 (2)	66.60	8.200	09:04:23.893	
2 -	1:40.608	51.654	2:32.262 (1)	70.19		09:06:56.155	

P12 68 R Ian COSTELLO				Suzuki -			
IDEAL LAP TIME : 2:34.802		BEST LAP TIME : 2:34.802		DIFFERENCE : 0.000			
LAP	SECTOR 1	SECTOR 2	LAP TIME	MPH	DIFF	TIME OF DAY	
1 -	1:50.224	55.168	2:45.392 (2)	64.62	10.590	09:04:24.416	
2 -	1:41.993	52.809	2:34.802 (1)	69.04		09:06:59.218	

P13 18 Marc PRENTICE				Suzuki - Mungo Marine Ltd			
IDEAL LAP TIME : 2:37.672		BEST LAP TIME : 2:37.672		DIFFERENCE : 0.000			
LAP	SECTOR 1	SECTOR 2	LAP TIME	MPH	DIFF	TIME OF DAY	
1 -	1:55.151	54.272	2:49.423 (2)	63.08	11.751	09:04:31.341	
2 -	1:44.145	53.527	2:37.672 (1)	67.78		09:07:09.013	

P14 111 Ryan FOLKES				Suzuki - Carl Harrison Motorcyle Services			
IDEAL LAP TIME : 2:39.657		BEST LAP TIME : 2:39.657		DIFFERENCE : 0.000			
LAP	SECTOR 1	SECTOR 2	LAP TIME	MPH	DIFF	TIME OF DAY	
1 -	1:58.302	56.394	2:54.696 (2)	61.18	15.039	09:04:56.986	
2 -	1:46.523	53.134	2:39.657 (1)	66.94		09:07:36.643	

P15 42 Alan WOOD				Suzuki - J.Clubb Aggregates & Concrete			
IDEAL LAP TIME : 2:40.245		BEST LAP TIME : 2:40.245		DIFFERENCE : 0.000			
LAP	SECTOR 1	SECTOR 2	LAP TIME	MPH	DIFF	TIME OF DAY	
1 -	1:58.154	55.439	2:53.593 (2)	61.56	13.348	09:04:39.601	
2 -	1:46.153	54.092	2:40.245 (1)	66.69		09:07:19.846	

P16 55 Michael COPLEY				Suzuki - Jayne copley			
IDEAL LAP TIME : 2:40.592		BEST LAP TIME : 2:40.592		DIFFERENCE : 0.000			
LAP	SECTOR 1	SECTOR 2	LAP TIME	MPH	DIFF	TIME OF DAY	
1 -	2:03.201	57.719	3:00.920 (2)	59.07	20.328	09:04:57.374	
2 -	1:48.254	52.338	2:40.592 (1)	66.55		09:07:37.966	

P17 67 R Duncan WILLIAMS				Suzuki -			
IDEAL LAP TIME : 2:41.961		BEST LAP TIME : 2:41.961		DIFFERENCE : 0.000			
LAP	SECTOR 1	SECTOR 2	LAP TIME	MPH	DIFF	TIME OF DAY	
1 -	1:57.517	56.918	2:54.435 (2)	61.27	12.474	09:04:37.386	
2 -	1:47.831	54.130	2:41.961 (1)	65.99		09:07:19.347	

P18 303 R Adam NORTON				Honda -			
IDEAL LAP TIME : 2:43.177		BEST LAP TIME : 2:43.177		DIFFERENCE : 0.000			
LAP	SECTOR 1	SECTOR 2	LAP TIME	MPH	DIFF	TIME OF DAY	
1 -	1:58.498	56.760	2:55.258 (2)	60.98	12.081	09:04:35.686	
2 -	1:47.652	55.525	2:43.177 (1)	65.49		09:07:18.863	

Weather / Track : Cloudy / Wet

Snetterton 300

Circuit Length = 2.9689 miles

Start: 09:01 Flag 09:28 End: 09:28

BMCRC - MRO Championships 2016 - Rnd 9 @ Snetterton 300

Thunderbike Extreme & BMCRC Rookie 1000

QUALIFYING - SECTOR ANALYSIS

SECTOR 1 = FL to I1, SECTOR 2 = I1 to FL, DIFF = Difference To Personal Best Lap

P19 137 1000 Alun JOYCE	Honda - The Fitnes Factory					
IDEAL LAP TIME : 2:44.770	BEST LAP TIME : 2:44.770	DIFFERENCE : 0.000				
LAP	SECTOR 1	SECTOR 2	LAP TIME	MPH	DIFF	TIME OF DAY
1 -	2:00.940	57.230	2:58.170 (2)	59.98	13.400	09:04:42.295
2 -	1:50.843	53.927	2:44.770 (1)	64.86		09:07:27.065

P20 76 Jason BYARD	Suzuki - May Construction					
IDEAL LAP TIME : 2:44.793	BEST LAP TIME : 2:44.793	DIFFERENCE : 0.000				
LAP	SECTOR 1	SECTOR 2	LAP TIME	MPH	DIFF	TIME OF DAY
1 -	1:54.582	57.135	2:51.717 (2)	62.24	6.924	09:04:43.879
2 -	1:50.177	54.616	2:44.793 (1)	64.85		09:07:28.672

P21 39 Rob WILLIAMS	Suzuki -					
IDEAL LAP TIME : 2:46.074	BEST LAP TIME : 2:46.074	DIFFERENCE : 0.000				
LAP	SECTOR 1	SECTOR 2	LAP TIME	MPH	DIFF	TIME OF DAY
1 -	2:07.692	1:00.885	3:08.577 (2)	56.67	22.503	09:04:57.772
2 -	1:52.108	53.966	2:46.074 (1)	64.35		09:07:43.846

P22 121 1000 Daniel TINSLEY	Suzuki -					
IDEAL LAP TIME : 2:45.616	BEST LAP TIME : 2:46.088	DIFFERENCE : 0.472				
LAP	SECTOR 1	SECTOR 2	LAP TIME	MPH	DIFF	TIME OF DAY
1 -	2:01.981	55.471	2:57.452 (2)	60.23	11.364	09:04:44.427
2 -	1:50.145	55.943	2:46.088 (1)	64.35		09:07:30.515

P23 14 David SPENCER	Suzuki -					
IDEAL LAP TIME : 2:46.397	BEST LAP TIME : 2:46.397	DIFFERENCE : 0.000				
LAP	SECTOR 1	SECTOR 2	LAP TIME	MPH	DIFF	TIME OF DAY
1 -	1:58.143	57.524	2:55.667 (2)	60.84	9.270	09:04:39.542
2 -	1:49.751	56.646	2:46.397 (1)	64.23		09:07:25.939

P24 98 R Thomas KIY	Kawasaki - myself					
IDEAL LAP TIME : 2:46.669	BEST LAP TIME : 2:46.669	DIFFERENCE : 0.000				
LAP	SECTOR 1	SECTOR 2	LAP TIME	MPH	DIFF	TIME OF DAY
1 -	2:10.577	59.065	3:09.642 (2)	56.35	22.973	09:05:04.327
2 -	1:50.937	55.732	2:46.669 (1)	64.12		09:07:50.996

P25 222 1000 Matthew EPPS	Honda -					
IDEAL LAP TIME : 2:48.179	BEST LAP TIME : 2:48.179	DIFFERENCE : 0.000				
LAP	SECTOR 1	SECTOR 2	LAP TIME	MPH	DIFF	TIME OF DAY
1 -	2:00.676	57.243	2:57.919 (2)	60.07	9.740	09:04:43.011
2 -	1:51.582	56.597	2:48.179 (1)	63.55		09:07:31.190

P26 16 1000 Paul CROWSON	Suzuki -					
IDEAL LAP TIME : 2:48.710	BEST LAP TIME : 2:48.710	DIFFERENCE : 0.000				
LAP	SECTOR 1	SECTOR 2	LAP TIME	MPH	DIFF	TIME OF DAY
1 -	2:01.020	56.846	2:57.866 (2)	60.09	9.156	09:04:41.464
2 -	1:52.352	56.358	2:48.710 (1)	63.35		09:07:30.174

P27 16 Matthew WREN	Kawasaki - Broken Matt					
IDEAL LAP TIME : 2:51.039	BEST LAP TIME : 2:51.039	DIFFERENCE : 0.000				
LAP	SECTOR 1	SECTOR 2	LAP TIME	MPH	DIFF	TIME OF DAY
1 -	2:09.278	1:01.531	3:10.809 (2)	56.01	19.770	09:04:59.579
2 -	1:53.747	57.292	2:51.039 (1)	62.48		09:07:50.618

Weather / Track : Cloudy / Wet

Snetterton 300
Circuit Length = 2.9689 miles
Start: 09:01 Flag 09:28 End: 09:28

BMCRC - MRO Championships 2016 - Rnd 9 @ Snetterton 300

Thunderbike Extreme & BMCRC Rookie 1000

QUALIFYING - SECTOR ANALYSIS

SECTOR 1 = FL to I1, SECTOR 2 = I1 to FL, DIFF = Difference To Personal Best Lap

P28 71 Ben BURNAL		Suzuki -				
IDEAL LAP TIME : 2:52.512		BEST LAP TIME : 2:52.512		DIFFERENCE : 0.000		
LAP	SECTOR 1	SECTOR 2	LAP TIME	MPH	DIFF	TIME OF DAY
1 -	2:03.299	58.556	3:01.855 (2)	58.77	9.343	09:04:48.914
2 -	1:54.851	57.661	2:52.512 (1)	61.95		09:07:41.426

P29 113 R Matthew FITZGERALD		Kawasaki - Ratchet Racing				
IDEAL LAP TIME : 2:55.087		BEST LAP TIME : 2:55.087		DIFFERENCE : 0.000		
LAP	SECTOR 1	SECTOR 2	LAP TIME	MPH	DIFF	TIME OF DAY
1 -	2:07.160	1:00.451	3:07.611 (2)	56.96	12.524	09:04:53.997
2 -	1:56.224	58.863	2:55.087 (1)	61.04		09:07:49.084

P30 8 Marcus GOOSE		Aprilia -				
IDEAL LAP TIME : 2:58.944		BEST LAP TIME : 2:58.944		DIFFERENCE : 0.000		
LAP	SECTOR 1	SECTOR 2	LAP TIME	MPH	DIFF	TIME OF DAY
1 -	2:12.822	1:02.582	3:15.404 (2)	54.69	16.460	09:05:06.153
2 -	2:00.162	58.782	2:58.944 (1)	59.72		09:08:05.097

P31 5 Nick BISHOP		Suzuki - Rtl trailers				
IDEAL LAP TIME : 3:05.501		BEST LAP TIME : 3:05.560		DIFFERENCE : 0.059		
LAP	SECTOR 1	SECTOR 2	LAP TIME	MPH	DIFF	TIME OF DAY
1 -	2:18.254	1:03.507	3:21.761 (2)	52.97	16.201	09:05:18.037
2 -	2:01.994	1:03.566	3:05.560 (1)	57.59		09:08:23.597

P32 333 R Andrew HOUGHTON		Suzuki -				
IDEAL LAP TIME : 3:07.131		BEST LAP TIME : 3:07.131		DIFFERENCE : 0.000		
LAP	SECTOR 1	SECTOR 2	LAP TIME	MPH	DIFF	TIME OF DAY
1 -	OUTLAP	1:05.772	3:19.650	53.53	12.519	09:05:22.775
2 -	2:03.555	1:03.576	3:07.131 (1)	57.11		09:08:29.906

P33 46 R Adrian DRAPER		Suzuki - droopy racing uk				
IDEAL LAP TIME : 3:07.527		BEST LAP TIME : 3:07.527		DIFFERENCE : 0.000		
LAP	SECTOR 1	SECTOR 2	LAP TIME	MPH	DIFF	TIME OF DAY
1 -	2:15.964	1:05.257	3:21.221 (2)	53.11	13.694	09:05:15.044
2 -	2:04.440	1:03.087	3:07.527 (1)	56.99		09:08:22.571

P34 94 R Andrew ASHWORTH		Suzuki - Electrovista				
IDEAL LAP TIME : 3:07.781		BEST LAP TIME : 3:07.781		DIFFERENCE : 0.000		
LAP	SECTOR 1	SECTOR 2	LAP TIME	MPH	DIFF	TIME OF DAY
1 -	2:15.583	1:05.064	3:20.647 (2)	53.26	12.866	09:05:15.482
2 -	2:04.438	1:03.343	3:07.781 (1)	56.91		09:08:23.263

P35 45 Paul BRYANT		Honda - CVM				
IDEAL LAP TIME : 3:07.788		BEST LAP TIME : 3:07.788		DIFFERENCE : 0.000		
LAP	SECTOR 1	SECTOR 2	LAP TIME	MPH	DIFF	TIME OF DAY
1 -	2:09.792	1:07.212	3:17.004 (2)	54.25	9.216	09:05:07.465
2 -	2:05.249	1:02.539	3:07.788 (1)	56.91		09:08:15.253

P36 24 1000 Joe BOLTON		Aprilia -				
IDEAL LAP TIME : 3:07.842		BEST LAP TIME : 3:07.842		DIFFERENCE : 0.000		
LAP	SECTOR 1	SECTOR 2	LAP TIME	MPH	DIFF	TIME OF DAY
1 -	2:14.730	1:04.036	3:18.766 (2)	53.77	10.924	09:05:12.216
2 -	2:05.959	1:01.883	3:07.842 (1)	56.89		09:08:20.058

Weather / Track : Cloudy / Wet

Snetterton 300
Circuit Length = 2.9689 miles
Start: 09:01 Flag 09:28 End: 09:28

BMCRC - MRO Championships 2016 - Rnd 9 @ Snetterton 300

Thunderbike Extreme & BMCRC Rookie 1000

QUALIFYING - SECTOR ANALYSIS

SECTOR 1 = FL to I1, SECTOR 2 = I1 to FL, DIFF = Difference To Personal Best Lap

P37 73		Jim DAVIES		Kawasaki - PistonHeads			
IDEAL LAP TIME : 3:13.382		BEST LAP TIME : 3:13.382		DIFFERENCE : 0.000			
LAP	SECTOR 1	SECTOR 2	LAP TIME	MPH	DIFF	TIME OF DAY	
1 -	2:16.763	1:07.764	3:24.527 (2)	52.25	11.145	09:05:23.656	
2 -	2:07.190	1:06.192	3:13.382 (1)	55.26		09:08:37.038	

BMCRC - MRO Championships 2016 - Rnd 9 @ Snetterton 300

Thunderbike Extreme & BMCRC Rookie 1000

QUALIFYING - BEST SECTORS

SECTOR 1			SECTOR 2			IDEAL / BEST COMPARISON						
POS	NO	NAME	TIME	NO	NAME	TIME	POS	NO	NAME	IDEAL	BEST	DIFF
1	5	O'DONOVAN	1:34.278	33	GRZEDA	48.055	1	94	BONE	2:22.940	2:23.247	0.307
2	94	BONE	1:34.512	11	WHALLEY	48.068	2	11	WHALLEY	2:23.050	2:23.050	0.000
3	11	WHALLEY	1:34.982	94	BONE	48.428	3	33	GRZEDA	2:23.111	2:24.467	1.356
4	33	GRZEDA	1:35.056	5	O'DONOVAN	49.357	4	5	O'DONOVAN	2:23.635	2:28.183	4.548
5	198	TOPPING	1:37.783	75	NEWMAN	50.104	5	198	TOPPING	2:28.186	2:29.192	1.006
6	41	ABRAHAM	1:38.436	15	SIEMIENIUK-JUZWIUK	50.272	6	15	SIEMIENIUK-JUZWIU	2:29.117	2:30.634	1.517
7	100	STEAD	1:38.763	198	TOPPING	50.403	7	41	ABRAHAM	2:29.223	2:29.777	0.554
8	15	SIEMIENIUK-JUZWIUK	1:38.845	41	ABRAHAM	50.787	8	75	NEWMAN	2:29.541	2:29.645	0.104
9	41	YOUNG	1:39.161	100	STEAD	50.789	9	100	STEAD	2:29.552	2:31.993	2.441
10	75	NEWMAN	1:39.437	82	HINNELLS	50.829	10	82	HINNELLS	2:30.538	2:30.930	0.392
11	82	HINNELLS	1:39.709	41	YOUNG	51.654	11	41	YOUNG	2:30.815	2:32.262	1.447
12	68	COSTELLO	1:41.993	55	COPLEY	52.338	12	68	COSTELLO	2:34.802	2:34.802	0.000
13	18	PRENTICE	1:44.145	68	COSTELLO	52.809	13	18	PRENTICE	2:37.672	2:37.672	0.000
14	42	WOOD	1:46.153	111	FOLKES	53.134	14	111	FOLKES	2:39.657	2:39.657	0.000
15	111	FOLKES	1:46.523	18	PRENTICE	53.527	15	42	WOOD	2:40.245	2:40.245	0.000
16	303	NORTON	1:47.652	137	JOYCE	53.927	16	55	COPLEY	2:40.592	2:40.592	0.000
17	67	WILLIAMS	1:47.831	39	WILLIAMS	53.966	17	67	WILLIAMS	2:41.961	2:41.961	0.000
18	55	COPLEY	1:48.254	42	WOOD	54.092	18	303	NORTON	2:43.177	2:43.177	0.000
19	14	SPENCER	1:49.751	67	WILLIAMS	54.130	19	137	JOYCE	2:44.770	2:44.770	0.000
20	121	TINSLEY	1:50.145	76	BYARD	54.616	20	76	BYARD	2:44.793	2:44.793	0.000
21	76	BYARD	1:50.177	121	TINSLEY	55.471	21	121	TINSLEY	2:45.616	2:46.088	0.472
22	137	JOYCE	1:50.843	303	NORTON	55.525	22	39	WILLIAMS	2:46.074	2:46.074	0.000
23	98	KIY	1:50.937	98	KIY	55.732	23	14	SPENCER	2:46.397	2:46.397	0.000
24	222	EPPS	1:51.582	16	CROWSON	56.358	24	98	KIY	2:46.669	2:46.669	0.000
25	39	WILLIAMS	1:52.108	222	EPPS	56.597	25	222	EPPS	2:48.179	2:48.179	0.000
26	16	CROWSON	1:52.352	14	SPENCER	56.646	26	16	CROWSON	2:48.710	2:48.710	0.000
27	16	WREN	1:53.747	16	WREN	57.292	27	16	WREN	2:51.039	2:51.039	0.000
28	71	BURNAL	1:54.851	71	BURNAL	57.661	28	71	BURNAL	2:52.512	2:52.512	0.000
29	113	FITZGERALD	1:56.224	8	GOOSE	58.782	29	113	FITZGERALD	2:55.087	2:55.087	0.000
30	8	GOOSE	2:00.162	113	FITZGERALD	58.863	30	8	GOOSE	2:58.944	2:58.944	0.000
31	5	BISHOP	2:01.994	24	BOLTON	1:01.883	31	5	BISHOP	3:05.501	3:05.560	0.059
32	333	HOUGHTON	2:03.555	45	BRYANT	1:02.539	32	333	HOUGHTON	3:07.131	3:07.131	0.000
33	94	ASHWORTH	2:04.438	46	DRAPER	1:03.087	33	46	DRAPER	3:07.527	3:07.527	0.000
34	46	DRAPER	2:04.440	94	ASHWORTH	1:03.343	34	94	ASHWORTH	3:07.781	3:07.781	0.000
35	45	BRYANT	2:05.249	5	BISHOP	1:03.507	35	45	BRYANT	3:07.788	3:07.788	0.000
36	24	BOLTON	2:05.959	333	HOUGHTON	1:03.576	36	24	BOLTON	3:07.842	3:07.842	0.000
37	73	DAVIES	2:07.190	73	DAVIES	1:06.192	37	73	DAVIES	3:13.382	3:13.382	0.000
38	58	SIMMONS	10:28.584									
39												

Weather / Track : Cloudy / Wet

Results can be found at www.tsl-timing.com

Snetterton 300

Circuit Length = 2.9689 miles

Start: 09:01 Flag 09:28 End: 09:28

Printed - 09:29 Saturday, 17 September 2016

BMCRC - MRO Championships 2016 - Rnd 9 @ Snetterton 300

BMCRC Rookie 600

QUALIFYING - CLASSIFICATION



POS	NO	NAME	ENTRY	TIME	ON	LAPS	GAP	DIFF	MPH
1	226	Adam HARTGROVE	Yamaha -	2:20.058	2	3			76.31
2	175	Richard TYRER	Suzuki -	2:23.119	4	4	3.061	3.061	74.67
3	81	Liam DUFFETT	Honda -	2:23.327	3	5	3.269	0.208	74.57
4	149	Callum HAMMETT	Yamaha -	2:24.020	4	4	3.962	0.693	74.21
5	82	Andrew SMITH	Suzuki - 5 Club Racing	2:24.594	4	4	4.536	0.574	73.91
6	543	Stefan ELLIS	Yamaha - Bespoke Bathing Company	2:25.602	2	3	5.544	1.008	73.40
7	68	Luke TURNER	Kawasaki -	2:25.822	2	2	5.764	0.220	73.29
8	43	Jon CLARK	Triumph - RJC Motor Services	2:26.763	4	4	6.705	0.941	72.82
9	7	Jamie WILSON	Honda - Candy Wheels	2:26.796	4	4	6.738	0.033	72.80
10	53	Jason SIGGS	Triumph - J Siggs Construction	2:27.245	4	4	7.187	0.449	72.58
11	83	Peter CUNNINGHAM	Triumph -	2:27.279	4	4	7.221	0.034	72.57
12	17	Philip BAKER	Triumph - Martello Building Consultancy	2:27.743	4	4	7.685	0.464	72.34
13	60	Leon WILSON	Honda - SKD Candy	2:27.798	4	4	7.740	0.055	72.31
14	28	Carl BARRON	Yamaha -	2:31.341	3	4	11.283	3.543	70.62
15	67	Tony COE	Yamaha -	2:33.766	4	4	13.708	2.425	69.50
16	4	Nigel DAVIES	Yamaha -	2:34.258	4	4	14.200	0.492	69.28
17	21	Michael SMITH	Honda -	2:34.902	4	4	14.844	0.644	68.99
18	69	Robert WINDEATT	Triumph - L&W Contractors	2:37.293	2	4	17.235	2.391	67.95
19	37	Stuart NASH	Yamaha - Reigate Ductwork Manufacturing Ltd	2:37.379	2	4	17.321	0.086	67.91
20	84	James KENWARD	Kawasaki - FG1	2:37.653	2	4	17.595	0.274	67.79
21	78	Nicholas JOINT	Honda - Sydnad's Custom Decals	2:40.892	4	4	20.834	3.239	66.43
22	93	Simon HEALEY	Honda - Popular Tyres / Steam Packet	2:51.413	2	3	31.355	10.521	62.35
23	14	Carl BELL	Honda - Transport Compliance UK	2:53.326	4	4	33.268	1.913	61.66
24	19	Mark HART	MV Agusta - MV Agusta Wales / The specialist in tradition	3:10.450	1	3	50.392	17.124	56.12

Weather / Track : Cloudy / Wet

These results are provisional until the conclusion of any judicial and technical matters.

Snetterton 300

Circuit Length = 2.9689 miles

Start: 11:48 Flag 11:58 End: 12:00

Clerk Of Course :

Timekeeper :

Results can be found at www.tsl-timing.com

Printed - 12:01 Saturday, 17 September 2016



BMCRC - MRO Championships 2016 - Rnd 9 @ Snetterton 300

BMCRC Rookie 600

QUALIFYING - SECTOR ANALYSIS

SECTOR 1 = FL to I1, SECTOR 2 = I1 to FL, DIFF = Difference To Personal Best Lap

P1 226 600 Adam HARTGROVE Yamaha -						
IDEAL LAP TIME : 2:19.470		BEST LAP TIME : 2:20.058		DIFFERENCE : 0.588		
LAP	SECTOR 1	SECTOR 2	LAP TIME	MPH	DIFF	TIME OF DAY
1 -	1:42.064	48.108	2:30.172 (3)	71.17	10.114	11:51:09.070
2 -	1:33.911	46.147	2:20.058 (1)	76.31		11:53:29.128
3 -	1:33.323	46.958	2:20.281 (2)	76.19	0.223	11:55:49.409
P2 175 600 Richard TYRER Suzuki -						
IDEAL LAP TIME : 2:23.119		BEST LAP TIME : 2:23.119		DIFFERENCE : 0.000		
LAP	SECTOR 1	SECTOR 2	LAP TIME	MPH	DIFF	TIME OF DAY
1 -	1:50.850	50.908	2:41.758	66.07	18.639	11:51:25.628
2 -	1:38.209	48.233	2:26.442 (2)	72.98	3.323	11:53:52.070
3 -	1:37.996	49.060	2:27.056 (3)	72.68	3.937	11:56:19.126
4 -	1:34.892	48.227	2:23.119 (1)	74.67		11:58:42.245
P3 81 600 Liam DUFFETT Honda -						
IDEAL LAP TIME : 2:22.797		BEST LAP TIME : 2:23.327		DIFFERENCE : 0.530		
LAP	SECTOR 1	SECTOR 2	LAP TIME	MPH	DIFF	TIME OF DAY
1 -	1:39.915	48.994	2:28.909	71.77	5.582	11:51:02.374
2 -	1:36.507	48.807	2:25.314	73.55	1.987	11:53:27.688
3 -	1:35.450	47.877	2:23.327 (1)	74.57		11:55:51.015
4 -	1:34.920	50.020	2:24.940 (3)	73.74	1.613	11:58:15.955
5 -	1:35.042	48.557	2:23.599 (2)	74.43	0.272	12:00:39.554
P4 149 600 Callum HAMMETT Yamaha -						
IDEAL LAP TIME : 2:24.020		BEST LAP TIME : 2:24.020		DIFFERENCE : 0.000		
LAP	SECTOR 1	SECTOR 2	LAP TIME	MPH	DIFF	TIME OF DAY
1 -	1:43.748	50.492	2:34.240	69.29	10.220	11:51:12.009
2 -	1:37.183	49.407	2:26.590 (3)	72.91	2.570	11:53:38.599
3 -	1:36.733	48.934	2:25.667 (2)	73.37	1.647	11:56:04.266
4 -	1:35.225	48.795	2:24.020 (1)	74.21		11:58:28.286
P5 82 600 Andrew SMITH Suzuki - 5 Club Racing						
IDEAL LAP TIME : 2:24.413		BEST LAP TIME : 2:24.594		DIFFERENCE : 0.181		
LAP	SECTOR 1	SECTOR 2	LAP TIME	MPH	DIFF	TIME OF DAY
1 -	1:43.400	50.830	2:34.230	69.29	9.636	11:51:14.215
2 -	1:36.728	48.807	2:25.535 (3)	73.43	0.941	11:53:39.750
3 -	1:36.636	48.863	2:25.499 (2)	73.45	0.905	11:56:05.249
4 -	1:35.606	48.988	2:24.594 (1)	73.91		11:58:29.843
P6 543 600 Stefan ELLIS Yamaha - Bespoke Bathing Company						
IDEAL LAP TIME : 2:25.602		BEST LAP TIME : 2:25.602		DIFFERENCE : 0.000		
LAP	SECTOR 1	SECTOR 2	LAP TIME	MPH	DIFF	TIME OF DAY
1 -	1:50.553	51.340	2:41.893 (3)	66.01	16.291	11:51:27.140
2 -	1:36.797	48.805	2:25.602 (1)	73.40		11:53:52.742
3 -	1:37.738	49.931	2:27.669 (2)	72.37	2.067	11:56:20.411
P7 68 600 Luke TURNER Kawasaki -						
IDEAL LAP TIME : 2:25.822		BEST LAP TIME : 2:25.822		DIFFERENCE : 0.000		
LAP	SECTOR 1	SECTOR 2	LAP TIME	MPH	DIFF	TIME OF DAY
1 -	1:44.597	50.353	2:34.950 (2)	68.97	9.128	11:51:13.284
2 -	1:36.292	49.530	2:25.822 (1)	73.29		11:53:39.106

Weather / Track : Cloudy / Wet

Snetterton 300
Circuit Length = 2.9689 miles
Start: 11:48 Flag 11:58 End: 12:00

BMCRC - MRO Championships 2016 - Rnd 9 @ Snetterton 300

BMCRC Rookie 600

QUALIFYING - SECTOR ANALYSIS

SECTOR 1 = FL to I1, SECTOR 2 = I1 to FL, DIFF = Difference To Personal Best Lap

P8 43 600 Jon CLARK		Triumph - RJC Motor Services				
IDEAL LAP TIME : 2:26.763		BEST LAP TIME : 2:26.763		DIFFERENCE : 0.000		
LAP	SECTOR 1	SECTOR 2	LAP TIME	MPH	DIFF	TIME OF DAY
1 -	1:48.540	50.341	2:38.881	67.27	12.118	11:51:21.938
2 -	1:39.408	49.948	2:29.356 (3)	71.56	2.593	11:53:51.294
3 -	1:38.425	48.959	2:27.384 (2)	72.51	0.621	11:56:18.678
4 -	1:37.805	48.958	2:26.763 (1)	72.82		11:58:45.441

P9 7 600 Jamie WILSON		Honda - Candy Wheels				
IDEAL LAP TIME : 2:26.796		BEST LAP TIME : 2:26.796		DIFFERENCE : 0.000		
LAP	SECTOR 1	SECTOR 2	LAP TIME	MPH	DIFF	TIME OF DAY
1 -	1:46.601	53.515	2:40.116	66.75	13.320	11:51:16.236
2 -	1:41.306	50.861	2:32.167 (3)	70.23	5.371	11:53:48.403
3 -	1:37.966	49.779	2:27.745 (2)	72.34	0.949	11:56:16.148
4 -	1:37.117	49.679	2:26.796 (1)	72.80		11:58:42.944

P10 53 600 Jason SIGGS		Triumph - J Siggs Construction				
IDEAL LAP TIME : 2:26.807		BEST LAP TIME : 2:27.245		DIFFERENCE : 0.438		
LAP	SECTOR 1	SECTOR 2	LAP TIME	MPH	DIFF	TIME OF DAY
1 -	1:50.741	51.202	2:41.943	65.99	14.698	11:51:26.810
2 -	1:40.510	49.947	2:30.457 (3)	71.03	3.212	11:53:57.267
3 -	1:39.578	49.377	2:28.955 (2)	71.75	1.710	11:56:26.222
4 -	1:37.430	49.815	2:27.245 (1)	72.58		11:58:53.467

P11 83 600 Peter CUNNINGHAM		Triumph -				
IDEAL LAP TIME : 2:27.279		BEST LAP TIME : 2:27.279		DIFFERENCE : 0.000		
LAP	SECTOR 1	SECTOR 2	LAP TIME	MPH	DIFF	TIME OF DAY
1 -	1:55.545	54.141	2:49.686	62.98	22.407	11:51:39.322
2 -	1:41.509	51.633	2:33.142 (3)	69.79	5.863	11:54:12.464
3 -	1:40.703	50.013	2:30.716 (2)	70.91	3.437	11:56:43.180
4 -	1:38.800	48.479	2:27.279 (1)	72.57		11:59:10.459

P12 17 600 Philip BAKER		Triumph - Martello Building Consultancy				
IDEAL LAP TIME : 2:27.743		BEST LAP TIME : 2:27.743		DIFFERENCE : 0.000		
LAP	SECTOR 1	SECTOR 2	LAP TIME	MPH	DIFF	TIME OF DAY
1 -	1:46.641	52.267	2:38.908	67.25	11.165	11:51:19.581
2 -	1:40.702	50.701	2:31.403 (3)	70.59	3.660	11:53:50.984
3 -	1:40.343	49.567	2:29.910 (2)	71.29	2.167	11:56:20.894
4 -	1:38.179	49.564	2:27.743 (1)	72.34		11:58:48.637

P13 60 600 Leon WILSON		Honda - SKD Candy				
IDEAL LAP TIME : 2:27.625		BEST LAP TIME : 2:27.798		DIFFERENCE : 0.173		
LAP	SECTOR 1	SECTOR 2	LAP TIME	MPH	DIFF	TIME OF DAY
1 -	1:47.544	52.799	2:40.343	66.65	12.545	11:51:17.068
2 -	1:39.936	52.022	2:31.958 (3)	70.33	4.160	11:53:49.026
3 -	1:39.057	50.005	2:29.062 (2)	71.70	1.264	11:56:18.088
4 -	1:37.620	50.178	2:27.798 (1)	72.31		11:58:45.886

P14 28 600 Carl BARRON		Yamaha -				
IDEAL LAP TIME : 2:31.291		BEST LAP TIME : 2:31.341		DIFFERENCE : 0.050		
LAP	SECTOR 1	SECTOR 2	LAP TIME	MPH	DIFF	TIME OF DAY
1 -	1:47.012	53.240	2:40.252	66.69	8.911	11:51:17.744
2 -	1:40.682	50.876	2:31.558 (2)	70.52	0.217	11:53:49.302
3 -	1:40.732	50.609	2:31.341 (1)	70.62		11:56:20.643
4 -	1:41.708	51.208	2:32.916 (3)	69.89	1.575	11:58:53.559

Weather / Track : Cloudy / Wet

Snetterton 300

Circuit Length = 2.9689 miles

Start: 11:48 Flag 11:58 End: 12:00

BMCRC - MRO Championships 2016 - Rnd 9 @ Snetterton 300

BMCRC Rookie 600

QUALIFYING - SECTOR ANALYSIS

SECTOR 1 = FL to I1, SECTOR 2 = I1 to FL, DIFF = Difference To Personal Best Lap

P15 67 600 Tony COE			Yamaha -			
IDEAL LAP TIME : 2:33.766		BEST LAP TIME : 2:33.766		DIFFERENCE : 0.000		
LAP	SECTOR 1	SECTOR 2	LAP TIME	MPH	DIFF	TIME OF DAY
1 -	1:55.278	54.640	2:49.918	62.90	16.152	11:51:38.056
2 -	1:46.352	51.883	2:38.235 (3)	67.54	4.469	11:54:16.291
3 -	1:43.912	52.362	2:36.274 (2)	68.39	2.508	11:56:52.565
4 -	1:42.491	51.275	2:33.766 (1)	69.50		11:59:26.331

P16 4 600 Nigel DAVIES			Yamaha -			
IDEAL LAP TIME : 2:33.430		BEST LAP TIME : 2:34.258		DIFFERENCE : 0.828		
LAP	SECTOR 1	SECTOR 2	LAP TIME	MPH	DIFF	TIME OF DAY
1 -	1:58.302	55.616	2:53.918	61.45	19.660	11:51:41.434
2 -	1:43.974	51.787	2:35.761 (3)	68.61	1.503	11:54:17.195
3 -	1:43.326	52.372	2:35.698 (2)	68.64	1.440	11:56:52.893
4 -	1:44.154	50.104	2:34.258 (1)	69.28		11:59:27.151

P17 21 600 Michael SMITH			Honda -			
IDEAL LAP TIME : 2:34.594		BEST LAP TIME : 2:34.902		DIFFERENCE : 0.308		
LAP	SECTOR 1	SECTOR 2	LAP TIME	MPH	DIFF	TIME OF DAY
1 -	1:57.189	56.566	2:53.755	61.51	18.853	11:51:41.317
2 -	1:44.816	52.538	2:37.354 (3)	67.92	2.452	11:54:18.671
3 -	1:42.466	52.944	2:35.410 (2)	68.77	0.508	11:56:54.081
4 -	1:42.774	52.128	2:34.902 (1)	68.99		11:59:28.983

P18 69 600 Robert WINDEATT			Triumph - L&W Contractors			
IDEAL LAP TIME : 2:37.208		BEST LAP TIME : 2:37.293		DIFFERENCE : 0.085		
LAP	SECTOR 1	SECTOR 2	LAP TIME	MPH	DIFF	TIME OF DAY
1 -	1:57.756	53.208	2:50.964	62.51	13.671	11:51:33.461
2 -	1:44.000	53.293	2:37.293 (1)	67.95		11:54:10.754
3 -	1:44.628	54.685	2:39.313 (2)	67.08	2.020	11:56:50.067
4 -	1:46.502	53.939	2:40.441 (3)	66.61	3.148	11:59:30.508

P19 37 600 Stuart NASH			Yamaha - Reigate Ductwork Manufacturing Ltd			
IDEAL LAP TIME : 2:36.989		BEST LAP TIME : 2:37.379		DIFFERENCE : 0.390		
LAP	SECTOR 1	SECTOR 2	LAP TIME	MPH	DIFF	TIME OF DAY
1 -	1:49.443	52.470	2:41.913	66.01	4.534	11:51:19.571
2 -	1:44.519	52.860	2:37.379 (1)	67.91		11:53:56.950
3 -	1:46.511	53.143	2:39.654 (3)	66.94	2.275	11:56:36.604
4 -	1:45.541	53.204	2:38.745 (2)	67.32	1.366	11:59:15.349

P20 84 600 James KENWARD			Kawasaki - FG1			
IDEAL LAP TIME : 2:37.653		BEST LAP TIME : 2:37.653		DIFFERENCE : 0.000		
LAP	SECTOR 1	SECTOR 2	LAP TIME	MPH	DIFF	TIME OF DAY
1 -	1:55.187	53.921	2:49.108	63.20	11.455	11:51:34.770
2 -	1:44.595	53.058	2:37.653 (1)	67.79		11:54:12.423
3 -	1:46.175	53.927	2:40.102 (2)	66.75	2.449	11:56:52.525
4 -	1:48.412	53.489	2:41.901 (3)	66.01	4.248	11:59:34.426

P21 78 600 Nicholas JOINT			Honda - Sydnad's Custom Decals			
IDEAL LAP TIME : 2:40.382		BEST LAP TIME : 2:40.892		DIFFERENCE : 0.510		
LAP	SECTOR 1	SECTOR 2	LAP TIME	MPH	DIFF	TIME OF DAY
1 -	1:56.117	55.470	2:51.587	62.28	10.695	11:51:30.892
2 -	1:48.362	55.154	2:43.516 (3)	65.36	2.624	11:54:14.408
3 -	1:46.119	54.892	2:41.011 (2)	66.38	0.119	11:56:55.419
4 -	1:46.629	54.263	2:40.892 (1)	66.43		11:59:36.311

Weather / Track : Cloudy / Wet

Snetterton 300
Circuit Length = 2.9689 miles
Start: 11:48 Flag 11:58 End: 12:00

BMCRC - MRO Championships 2016 - Rnd 9 @ Snetterton 300

BMCRC Rookie 600

QUALIFYING - SECTOR ANALYSIS

SECTOR 1 = FL to I1, SECTOR 2 = I1 to FL, DIFF = Difference To Personal Best Lap

P22 93 600 Simon HEALEY		Honda - Popular Tyres / Steam Packet				
IDEAL LAP TIME : 2:49.897		BEST LAP TIME : 2:51.413		DIFFERENCE : 1.516		
LAP	SECTOR 1	SECTOR 2	LAP TIME	MPH	DIFF	TIME OF DAY
1 -	2:04.939	1:00.064	3:05.003 (3)	57.77	13.590	11:51:47.169
2 -	1:54.024	57.389	2:51.413 (1)	62.35		11:54:38.582
3 -	1:53.612	58.742	2:52.354 (2)	62.01	0.941	11:57:30.936

P23 14 600 Carl BELL		Honda - Transport Compliance UK				
IDEAL LAP TIME : 2:53.025		BEST LAP TIME : 2:53.326		DIFFERENCE : 0.301		
LAP	SECTOR 1	SECTOR 2	LAP TIME	MPH	DIFF	TIME OF DAY
1 -	2:03.623	1:00.944	3:04.567	57.90	11.241	11:51:56.843
2 -	1:59.871	1:00.834	3:00.705 (3)	59.14	7.379	11:54:57.548
3 -	1:57.209	59.497	2:56.706 (2)	60.48	3.380	11:57:54.254
4 -	1:53.528	59.798	2:53.326 (1)	61.66		12:00:47.580

P24 19 600 Mark HART		MV Agusta - MV Agusta Wales / The specialist in traditional sasl				
IDEAL LAP TIME : 3:10.450		BEST LAP TIME : 3:10.450		DIFFERENCE : 0.000		
LAP	SECTOR 1	SECTOR 2	LAP TIME	MPH	DIFF	TIME OF DAY
1 -	2:05.927	1:04.523	3:10.450 (1)	56.12		11:52:01.631
2 -	2:06.733	1:04.823	3:11.556 (2)	55.79	1.106	11:55:13.187
3 -	2:10.462	1:05.862	3:16.324 (3)	54.44	5.874	11:58:29.511

BMCRC - MRO Championships 2016 - Rnd 9 @ Snetterton 300

BMCRC Rookie 600

QUALIFYING - BEST SECTORS

SECTOR 1			SECTOR 2			IDEAL / BEST COMPARISON						
POS	NO	NAME	TIME	NO	NAME	TIME	POS	NO	NAME	IDEAL	BEST	DIFF
									PERFECT LAP	2:19.470		
1	226	HARTGROVE	1:33.323	226	HARTGROVE	46.147	1	226	HARTGROVE	2:19.470	2:20.058	0.588
2	175	TYRER	1:34.892	81	DUFFETT	47.877	2	81	DUFFETT	2:22.797	2:23.327	0.530
3	81	DUFFETT	1:34.920	175	TYRER	48.227	3	175	TYRER	2:23.119	2:23.119	0.000
4	149	HAMMETT	1:35.225	83	CUNNINGHAM	48.479	4	149	HAMMETT	2:24.020	2:24.020	0.000
5	82	SMITH	1:35.606	149	HAMMETT	48.795	5	82	SMITH	2:24.413	2:24.594	0.181
6	68	TURNER	1:36.292	543	ELLIS	48.805	6	543	ELLIS	2:25.602	2:25.602	0.000
7	543	ELLIS	1:36.797	82	SMITH	48.807	7	68	TURNER	2:25.822	2:25.822	0.000
8	7	WILSON	1:37.117	43	CLARK	48.958	8	43	CLARK	2:26.763	2:26.763	0.000
9	53	SIGGS	1:37.430	53	SIGGS	49.377	9	7	WILSON	2:26.796	2:26.796	0.000
10	60	WILSON	1:37.620	68	TURNER	49.530	10	53	SIGGS	2:26.807	2:27.245	0.438
11	43	CLARK	1:37.805	17	BAKER	49.564	11	83	CUNNINGHAM	2:27.279	2:27.279	0.000
12	17	BAKER	1:38.179	7	WILSON	49.679	12	60	WILSON	2:27.625	2:27.798	0.173
13	83	CUNNINGHAM	1:38.800	60	WILSON	50.005	13	17	BAKER	2:27.743	2:27.743	0.000
14	28	BARRON	1:40.682	4	DAVIES	50.104	14	28	BARRON	2:31.291	2:31.341	0.050
15	21	SMITH	1:42.466	28	BARRON	50.609	15	4	DAVIES	2:33.430	2:34.258	0.828
16	67	COE	1:42.491	67	COE	51.275	16	67	COE	2:33.766	2:33.766	0.000
17	4	DAVIES	1:43.326	21	SMITH	52.128	17	21	SMITH	2:34.594	2:34.902	0.308
18	69	WINDEATT	1:44.000	37	NASH	52.470	18	37	NASH	2:36.989	2:37.379	0.390
19	37	NASH	1:44.519	84	KENWARD	53.058	19	69	WINDEATT	2:37.208	2:37.293	0.085
20	84	KENWARD	1:44.595	69	WINDEATT	53.208	20	84	KENWARD	2:37.653	2:37.653	0.000
21	78	JOINT	1:46.119	78	JOINT	54.263	21	78	JOINT	2:40.382	2:40.892	0.510
22	93	HEALEY	1:52.508	93	HEALEY	57.389	22	93	HEALEY	2:49.897	2:51.413	1.516
23	14	BELL	1:53.528	14	BELL	59.497	23	14	BELL	2:53.025	2:53.326	0.301
24	19	HART	2:05.927	19	HART	1:04.523	24	19	HART	3:10.450	3:10.450	0.000

Weather / Track : Cloudy / Wet

Results can be found at www.tsl-timing.com

Snetterton 300

Circuit Length = 2.9689 miles

Start: 11:48 Flag 11:58 End: 12:00

Printed - 12:02 Saturday, 17 September 2016

BMCRC - MRO Championships 2016 - Rnd 9 @ Snetterton 300

BMCRC Rookie 600 & 1000

RACE 9 - CLASSIFICATION - AMENDED



POS	NO	CL	PIC NAME	ENTRY	LAPS	TIME	GAP	DIFF	MPH	BEST	ON
1	94	1000	1 Justin BONE	Kawasaki - APARK & HOOPS ROOFING	7	15:49.725			78.77	2:13.788	6
2	5	1000	2 Kyle O'DONOVAN	Yamaha - Meads Construction	7	15:56.412	6.687	6.687	78.22	2:13.276	7
3	11	1000	3 Mick WHALLEY	Yamaha - Fresh Fruit Ltd	7	15:57.091	7.366	0.679	78.17	2:12.965	7
4	100	1000	4 Keith STEAD	Honda - Kestead	7	15:57.311	7.586	0.220	78.15	2:12.633	7
5	137*	1000	5 Alun JOYCE	Honda - The Fitness Factory	7	16:07.569	17.844	10.258	77.32	2:12.794	7
6	121	1000	6 Daniel TINSLEY	Suzuki -	7	16:13.427	23.702	5.858	76.85	2:14.219	6
7	175	600	1 Richard TYRER	Suzuki -	7	16:33.512	43.787	20.085	75.30	2:11.446	6
8	16	1000	7 Paul CROWSON	Suzuki -	7	16:34.660	44.935	1.148	75.21	2:18.480	4
9	543	600	2 Stefan ELLIS	Yamaha - Bespoke Bathing Company	7	16:36.298	46.573	1.638	75.09	2:11.913	6
10	82	600	3 Andrew SMITH	Suzuki - 5 Club Racing	7	16:40.167	50.442	3.869	74.80	2:12.390	7
11	226	600	4 Adam HARTGROVE	Yamaha -	7	16:46.331	56.606	6.164	74.34	2:08.723	7
12	17	600	6 Philip BAKER	Triumph - Martello Building Consultancy	7	16:49.484	59.759	3.153	74.11	2:11.883	7
13	53*	600	5 Jason SIGGS	Triumph - J Siggs Construction	7	16:48.454			74.18	2:11.639	6
14	81	600	7 Liam DUFFETT	Honda -	7	16:54.562	1:04.837		73.74	2:14.363	7
15	4*	600	8 Nigel DAVIES	Yamaha -	7	17:02.323	1:12.598	7.761	73.18	2:11.854	7
16	83	600	9 Peter CUNNINGHAM	Triumph -	7	17:16.149	1:26.424	13.826	72.20	2:15.255	3
17	68	600	10 Luke TURNER	Kawasaki -	7	17:26.888	1:37.163	10.739	71.46	2:18.980	3
18	7	600	11 Jamie WILSON	Honda - Candy Wheels	7	17:36.681	1:46.956	9.793	70.80	2:20.468	5
19	67*	600	12 Tony COE	Yamaha -	7	17:47.006	1:57.281	10.325	70.11	2:16.899	7
20	43	600	13 Jon CLARK	Triumph - RJC Motor Services	7	17:48.924	1:59.199	1.918	69.99	2:20.162	7
21	69	600	14 Robert WINDEATT	Triumph - L&W Contractors	7	17:49.837	2:00.112	0.913	69.93	2:20.188	7
22	28	600	15 Carl BARRON	Yamaha -	7	17:54.983	2:05.258	5.146	69.59	2:21.093	3
23	24	1000	8 Joe BOLTON	Aprilia -	7	17:57.530	2:07.805	2.547	69.43	2:27.159	5
24	84	600	16 James KENWARD	Kawasaki - FG1	7	17:58.888	2:09.163	1.358	69.34	2:21.145	6
25	222	1000	9 Matthew EPPS	Honda -	7	18:07.938	2:18.213	9.050	68.76	2:30.237	7
26	21	600	17 Michael SMITH	Honda -	7	18:13.144	2:23.419	5.206	68.44	2:22.677	4
27	37	600	18 Stuart NASH	Yamaha - Reigate Ductwork Manufacturing Ltd	6	15:52.130	1 Lap	1 Lap	67.35	2:23.053	6
28	14	600	19 Carl BELL	Honda - Transport Compliance UK	6	16:35.463	1 Lap	43.333	64.42	2:33.312	6

NOT CLASSIFIED

DNF	93	600	Simon HEALEY	Honda - Popular Tyres / Steam Packet	6	15:39.483	1 Lap		68.25	2:22.189	4
DNF	60	600	Leon WILSON	Honda - SKD Candy	5	12:39.139	2 Laps	1 Lap	70.39	2:17.582	3
DNF	77	1000	Sam BOORMAN	Kawasaki -	4	9:23.698	3 Laps	1 Lap	75.84	2:17.453	2
DNF	41	1000	Steven YOUNG	Honda - WDE Recruitment	3	6:56.675	4 Laps	1 Lap	76.95	2:16.191	3
DNF	78	600	Nicholas JOINT	Honda - Sydnad's Custom Decals	3	8:31.155	4 Laps	1:34.480	62.72	2:24.451	3
DNF	19	600	Mark HART	MV Agusta - MV Agusta Wales / The specialist in tri	1	4:08.239	6 Laps	2 Laps	43.05	4:08.239	1
DNF	33	1000	Rafal GRZEDA	BMW -	0						
DNF	15	1000	Mariusz SIEMIENIUK-JUZWIUK	Honda - BELMONT AUTO SERVICE	0						

FASTEST LAP

226	600	Adam HARTGROVE	Yamaha -	7	2:08.723	83.03 mph	133.62 kph
100	1000	Keith STEAD	Honda - Kestead	7	2:12.633	80.58 mph	129.68 kph

* No. 137 - 10 second penalty - jump start

* No. 4 & 67 - 10 second penalty - yellow flag infringement

* No. 53 - 1 position penalty - yellow flag infringement

Class 1000 - 90% of Race Speed = 70.89 mph

Class 600 - 90% of Race Speed = 67.77 mph

Snetterton 300

Circuit Length = 2.9689 miles

Start: 09:23 Flag 09:39 End: 09:42

Weather / Track : Cloudy / Drying

These results are provisional until the conclusion of any judicial and technical matters.

Clerk Of Course :	Timekeeper :
-------------------	--------------

Results can be found at www.tsl-timing.com

Printed - 10:57 Sunday, 18 September 2016



BMCRC - MRO Championships 2016 - Rnd 9 @ Snetterton 300

BMCRC Rookie 600 & 1000

RACE 9 - LAP CHART

LAP 1 @ 09:26:15.923

NO	BEHIND	LAP TIME
11		2:18.954
94	1.061	2:20.015
5	1.465	2:20.419
41	4.312	2:23.266
100	4.660	2:23.614
137	5.075	2:24.029
121	6.319	2:25.273
77	7.808	2:26.762
16	11.391	2:30.345
222	23.032	2:41.986
24	23.540	2:42.494
175	1:00.294	3:19.248
543	1:00.736	3:19.690
82	1:01.243	3:20.197
81	1:02.907	3:21.861
4	1:05.487	3:24.441
68	1:06.429	3:25.383
226	1:06.956	3:25.910
17	1:07.085	3:26.039
60	1:08.097	3:27.051
83	1:08.553	3:27.507
53	1:08.628	3:27.582
7	1:10.914	3:29.868
67	1:12.909	3:31.863
43	1:13.590	3:32.544
69	1:14.753	3:33.707
28	1:15.029	3:33.983
84	1:18.813	3:37.767
78	1:19.529	3:38.483
21	1:19.720	3:38.674
93	1:20.634	3:39.588
37	1:21.851	3:40.805
14	1:26.442	3:45.396
19	1:49.285	4:08.239

LAP 2 @ 09:28:31.365

NO	BEHIND	LAP TIME
11		2:15.442
94	1.381	2:15.762
5	2.432	2:16.409
41	6.088	2:17.218
100	6.296	2:17.078
137	7.139	2:17.506
121	8.627	2:17.750
77	9.819	2:17.453
16	17.060	2:21.111
222	44.692	2:37.102
24	46.262	2:38.164
175	57.702	2:12.850
543	57.985	2:12.691
82	59.601	2:13.800
81	1:02.911	2:15.446
4	1:06.003	2:15.958
17	1:09.002	2:17.359
60	1:11.001	2:18.346
53	1:11.240	2:18.054
83	1:11.333	2:18.222
68	1:11.357	2:20.370
226	1:12.553	2:21.039
7	1:17.188	2:21.716
67	1:20.044	2:22.577
69	1:22.917	2:23.606

43	1:23.781	2:25.633
28	1:24.739	2:25.152
21	1:31.068	2:26.790
84	1:31.616	2:28.245
78	1:32.308	2:28.221
93	1:33.175	2:27.983
37	1:33.640	2:27.231
14	1:44.817	2:33.817

LAP 3 @ 09:30:47.445

NO	BEHIND	LAP TIME
94		2:14.699
11	3.661	2:19.741
5	5.428	2:19.076
41	6.199	2:16.191
100	6.428	2:16.212
137	8.151	2:17.092
121	9.505	2:16.958
77	13.088	2:19.349
16	23.641	2:22.661
175	54.387	2:12.765
543	55.901	2:13.996
82	57.752	2:14.231
81	1:04.005	2:17.174
222	1:05.647	2:37.035
4	1:05.967	2:16.044
24	1:06.144	2:35.962
17	1:07.316	2:14.394
53	1:07.812	2:12.652
83	1:10.508	2:15.255
226	1:11.475	2:15.002
60	1:12.503	2:17.582
68	1:14.257	2:18.980
7	1:21.745	2:20.637
67	1:27.174	2:23.210
69	1:28.845	2:22.008
28	1:29.752	2:21.093
43	1:31.833	2:24.132
84	1:39.695	2:24.159
21	1:39.744	2:24.756
78	1:40.679	2:24.451
93	1:41.816	2:24.721
37	1:45.098	2:27.538
14	2:02.499	2:33.762

LAP 4 @ 09:33:01.767

NO	BEHIND	LAP TIME
94		2:14.322
11	7.391	2:18.052
5	9.949	2:18.843
137	10.625	2:16.796
100	10.781	2:18.675
121	11.255	2:16.072
77	18.900	2:20.134
16	27.799	2:18.480
175	53.242	2:13.177
543	54.151	2:12.572
82	56.675	2:13.245
81	1:05.235	2:15.552
53	1:06.574	2:13.084
4	1:06.814	2:15.169
17	1:07.294	2:14.300
226	1:11.645	2:14.492
60	1:16.494	2:18.313

83	1:18.493	2:22.307
68	1:19.824	2:19.889
24	1:25.596	2:33.774
222	1:26.589	2:35.264
7	1:27.894	2:20.471
67	1:34.427	2:21.575
69	1:35.741	2:21.218
28	1:37.076	2:21.646
43	1:40.125	2:22.614
21	1:48.099	2:22.677
84	1:48.393	2:23.020
93	1:49.683	2:22.189
37	1:59.144	2:28.368

LAP 5 @ 09:35:17.191

NO	BEHIND	LAP TIME
94		2:15.424
14	1 Lap	2:34.109
11	8.202	2:16.235
137	9.152	2:13.951
5	9.345	2:14.820
100	10.398	2:15.041
121	10.637	2:14.806
16	31.313	2:18.938
175	50.143	2:12.325
543	50.661	2:11.934
82	54.681	2:13.430
53	1:03.028	2:11.878
81	1:04.812	2:15.001
17	1:04.945	2:13.075
4	1:05.498	2:14.108
226	1:06.412	2:10.191
60	1:18.917	2:17.847
83	1:21.186	2:18.117
68	1:24.451	2:20.051
7	1:32.938	2:20.468
24	1:37.331	2:27.159
67	1:40.021	2:21.018
222	1:44.078	2:32.913
28	1:45.114	2:23.462
69	1:45.657	2:25.340
43	1:46.196	2:21.495
84	1:55.706	2:22.737
21	1:55.965	2:23.290
93	1:56.725	2:22.466
37	2:08.855	2:25.135

LAP 6 @ 09:37:30.979

NO	BEHIND	LAP TIME
94		2:13.788
5	9.126	2:13.569
11	10.116	2:15.702
100	10.668	2:14.058
137	10.765	2:15.401
121	11.068	2:14.219
14	1 Lap	2:35.067
16	37.667	2:20.142
175	47.801	2:11.446
543	48.786	2:11.913
82	53.767	2:12.874
53	1:00.879	2:11.639
17	1:03.591	2:12.434
226	1:03.598	2:10.974
81	1:06.189	2:15.165

4	1:06.459	2:14.749
83	1:23.598	2:16.200
68	1:32.070	2:21.407
7	1:40.434	2:21.284
67	1:46.097	2:19.864
24	1:53.768	2:30.225
43	1:54.752	2:22.344
69	1:55.639	2:23.770
28	1:58.220	2:26.894
84	2:03.063	2:21.145
222	2:03.691	2:33.401
93	2:05.473	2:22.536
21	2:09.347	2:27.170

LAP 7 @ 09:39:46.694

NO	BEHIND	LAP TIME
94		2:15.715
37	1 Lap	2:23.053
5	6.687	2:13.276
11	7.366	2:12.965
100	7.586	2:12.633
137	7.844	2:12.794
121	23.702	2:28.349
175	43.787	2:11.701
16	44.935	2:22.983
14	1 Lap	2:33.312
543	46.573	2:13.502
82	50.442	2:12.390
226	56.606	2:08.723
53	58.729	2:13.565
17	59.759	2:11.883
4	1:02.598	2:11.854
81	1:04.837	2:14.363
83	1:26.424	2:18.541
68	1:37.163	2:20.808
7	1:46.956	2:22.237
67	1:47.281	2:16.899
43	1:59.199	2:20.162
69	2:00.112	2:20.188
28	2:05.258	2:22.753
24	2:07.805	2:29.752
84	2:09.163	2:21.815
222	2:18.213	2:30.237
21	2:23.419	2:29.787

Weather / Track : Cloudy / Drying

Results can be found at www.tsl-timing.com

Snetterton 300

Circuit Length = 2.9689 miles

Start: 09:23 Flag 09:39 End: 09:42

Printed - 09:45 Sunday, 18 September 2016

BMCRC - MRO Championships 2016 - Rnd 9 @ Snetterton 300

BMCRC Rookie 600 & 1000

RACE 9 - SECTOR ANALYSIS

SECTOR 1 = FL to I1, SECTOR 2 = I1 to FL, DIFF = Difference To Personal Best Lap

P1 94 1000 Justin BONE		Kawasaki - APARK & HOOBS ROOFING				
IDEAL LAP TIME : 2:13.570		BEST LAP TIME : 2:13.788		DIFFERENCE : 0.218		
LAP	SECTOR 1	SECTOR 2	LAP TIME	MPH	DIFF	TIME OF DAY
1 -		46.278	2:20.015	76.33	6.227	09:26:16.984
2 -	1:28.867	46.895	2:15.762	78.72	1.974	09:28:32.746
3 -	1:28.880	45.819	2:14.699 (3)	79.34	0.911	09:30:47.445
4 -	1:27.907	46.415	2:14.322 (2)	79.57	0.534	09:33:01.767
5 -	1:28.864	46.560	2:15.424	78.92	1.636	09:35:17.191
6 -	1:27.751	46.037	2:13.788 (1)	79.88		09:37:30.979
7 -	1:29.406	46.309	2:15.715	78.75	1.927	09:39:46.694

P2 5 1000 Kyle O'DONOVAN		Yamaha - Meads Construction				
IDEAL LAP TIME : 2:12.716		BEST LAP TIME : 2:13.276		DIFFERENCE : 0.560		
LAP	SECTOR 1	SECTOR 2	LAP TIME	MPH	DIFF	TIME OF DAY
1 -		46.069	2:20.419	76.11	7.143	09:26:17.388
2 -	1:28.948	47.461	2:16.409	78.35	3.133	09:28:33.797
3 -	1:31.180	47.896	2:19.076	76.85	5.800	09:30:52.873
4 -	1:31.854	46.989	2:18.843	76.97	5.567	09:33:11.716
5 -	1:28.995	45.825	2:14.820 (3)	79.27	1.544	09:35:26.536
6 -	1:28.450	45.119	2:13.569 (2)	80.01	0.293	09:37:40.105
7 -	1:27.597	45.679	2:13.276 (1)	80.19		09:39:53.381

P3 11 1000 Mick WHALLEY		Yamaha - Fresh Fruit Ltd				
IDEAL LAP TIME : 2:12.801		BEST LAP TIME : 2:12.965		DIFFERENCE : 0.164		
LAP	SECTOR 1	SECTOR 2	LAP TIME	MPH	DIFF	TIME OF DAY
1 -		45.482	2:18.954	76.91	5.989	09:26:15.923
2 -	1:28.950	46.492	2:15.442 (2)	78.91	2.477	09:28:31.365
3 -	1:29.829	49.912	2:19.741	76.48	6.776	09:30:51.106
4 -	1:30.998	47.054	2:18.052	77.42	5.087	09:33:09.158
5 -	1:30.013	46.222	2:16.235	78.45	3.270	09:35:25.393
6 -	1:29.642	46.060	2:15.702 (3)	78.76	2.737	09:37:41.095
7 -	1:27.319	45.646	2:12.965 (1)	80.38		09:39:54.060

P4 100 1000 Keith STEAD		Honda - Kestead				
IDEAL LAP TIME : 2:12.633		BEST LAP TIME : 2:12.633		DIFFERENCE : 0.000		
LAP	SECTOR 1	SECTOR 2	LAP TIME	MPH	DIFF	TIME OF DAY
1 -		47.258	2:23.614	74.42	10.981	09:26:20.583
2 -	1:29.503	47.575	2:17.078	77.97	4.445	09:28:37.661
3 -	1:28.972	47.240	2:16.212	78.46	3.579	09:30:53.873
4 -	1:31.324	47.351	2:18.675	77.07	6.042	09:33:12.548
5 -	1:28.887	46.154	2:15.041 (3)	79.14	2.408	09:35:27.589
6 -	1:28.253	45.805	2:14.058 (2)	79.72	1.425	09:37:41.647
7 -	1:27.235	45.398	2:12.633 (1)	80.58		09:39:54.280

P5 137 1000 Alun JOYCE		Honda - The Fitness Factory				
IDEAL LAP TIME : 2:12.748		BEST LAP TIME : 2:12.794		DIFFERENCE : 0.046		
LAP	SECTOR 1	SECTOR 2	LAP TIME	MPH	DIFF	TIME OF DAY
1 -		47.959	2:24.029	74.20	11.235	09:26:20.998
2 -	1:31.104	46.402	2:17.506	77.72	4.712	09:28:38.504
3 -	1:30.220	46.872	2:17.092	77.96	4.298	09:30:55.596
4 -	1:30.161	46.635	2:16.796	78.13	4.002	09:33:12.392
5 -	1:27.756	46.195	2:13.951 (2)	79.79	1.157	09:35:26.343
6 -	1:29.614	45.787	2:15.401 (3)	78.93	2.607	09:37:41.744
7 -	1:27.802	44.992	2:12.794 (1)	80.48		09:39:54.538

P6 121 1000 Daniel TINSLEY		Suzuki -				
IDEAL LAP TIME : 2:14.219		BEST LAP TIME : 2:14.219		DIFFERENCE : 0.000		
LAP	SECTOR 1	SECTOR 2	LAP TIME	MPH	DIFF	TIME OF DAY

Weather / Track : Cloudy / Drying

Snetterton 300
Circuit Length = 2.9689 miles
Start: 09:23 Flag 09:39 End: 09:42

BMCRC - MRO Championships 2016 - Rnd 9 @ Snetterton 300

BMCRC Rookie 600 & 1000

RACE 9 - SECTOR ANALYSIS

SECTOR 1 = FL to I1, SECTOR 2 = I1 to FL, DIFF = Difference To Personal Best Lap

1 -		46.876		2:25.273	73.57	11.054	09:26:22.242
2 -	1:31.221	46.529		2:17.750	77.59	3.531	09:28:39.992
3 -	1:30.456	46.502		2:16.958	78.03	2.739	09:30:56.950
4 -	1:30.513	45.559		2:16.072 (3)	78.54	1.853	09:33:13.022
5 -	1:29.050	45.756		2:14.806 (2)	79.28	0.587	09:35:27.828
6 -	1:28.888	45.331		2:14.219 (1)	79.63		09:37:42.047
7 -	1:35.936	52.413		2:28.349	72.04	14.130	09:40:10.396

P7 175 600 Richard TYRER			Suzuki -			
IDEAL LAP TIME : 2:11.166		BEST LAP TIME : 2:11.446		DIFFERENCE : 0.280		
LAP	SECTOR 1	SECTOR 2	LAP TIME	MPH	DIFF	TIME OF DAY
1 -		45.493	3:19.248	53.64	1:07.802	09:27:16.217
2 -	1:27.847	45.003	2:12.850	80.45	1.404	09:29:29.067
3 -	1:28.045	44.720	2:12.765	80.50	1.319	09:31:41.832
4 -	1:27.985	45.192	2:13.177	80.25	1.731	09:33:55.009
5 -	1:27.590	44.735	2:12.325 (3)	80.77	0.879	09:36:07.334
6 -	1:26.777	44.669	2:11.446 (1)	81.31		09:38:18.780
7 -	1:26.497	45.204	2:11.701 (2)	81.15	0.255	09:40:30.481

P8 16 1000 Paul CROWSON			Suzuki -			
IDEAL LAP TIME : 2:18.480		BEST LAP TIME : 2:18.480		DIFFERENCE : 0.000		
LAP	SECTOR 1	SECTOR 2	LAP TIME	MPH	DIFF	TIME OF DAY
1 -		49.413	2:30.345	71.08	11.865	09:26:27.314
2 -	1:33.077	48.034	2:21.111	75.74	2.631	09:28:48.425
3 -	1:32.485	50.176	2:22.661	74.91	4.181	09:31:11.086
4 -	1:31.105	47.375	2:18.480 (1)	77.18		09:33:29.566
5 -	1:31.185	47.753	2:18.938 (2)	76.92	0.458	09:35:48.504
6 -	1:31.873	48.269	2:20.142 (3)	76.26	1.662	09:38:08.646
7 -	1:32.352	50.631	2:22.983	74.75	4.503	09:40:31.629

P9 543 600 Stefan ELLIS			Yamaha - Bespoke Bathing Company			
IDEAL LAP TIME : 2:11.501		BEST LAP TIME : 2:11.913		DIFFERENCE : 0.412		
LAP	SECTOR 1	SECTOR 2	LAP TIME	MPH	DIFF	TIME OF DAY
1 -		45.405	3:19.690	53.52	1:07.777	09:27:16.659
2 -	1:27.666	45.025	2:12.691	80.54	0.778	09:29:29.350
3 -	1:28.880	45.116	2:13.996	79.76	2.083	09:31:43.346
4 -	1:27.723	44.849	2:12.572 (3)	80.62	0.659	09:33:55.918
5 -	1:27.131	44.803	2:11.934 (2)	81.01	0.021	09:36:07.852
6 -	1:26.698	45.215	2:11.913 (1)	81.02		09:38:19.765
7 -	1:28.093	45.409	2:13.502	80.05	1.589	09:40:33.267

P10 82 600 Andrew SMITH			Suzuki - 5 Club Racing			
IDEAL LAP TIME : 2:12.132		BEST LAP TIME : 2:12.390		DIFFERENCE : 0.258		
LAP	SECTOR 1	SECTOR 2	LAP TIME	MPH	DIFF	TIME OF DAY
1 -		45.506	3:20.197	53.38	1:07.807	09:27:17.166
2 -	1:28.034	45.766	2:13.800	79.88	1.410	09:29:30.966
3 -	1:28.651	45.580	2:14.231	79.62	1.841	09:31:45.197
4 -	1:27.870	45.375	2:13.245 (3)	80.21	0.855	09:33:58.442
5 -	1:28.059	45.371	2:13.430	80.10	1.040	09:36:11.872
6 -	1:27.653	45.221	2:12.874 (2)	80.43	0.484	09:38:24.746
7 -	1:26.911	45.479	2:12.390 (1)	80.73		09:40:37.136

P11 226 600 Adam HARTGROVE			Yamaha -			
IDEAL LAP TIME : 2:08.326		BEST LAP TIME : 2:08.723		DIFFERENCE : 0.397		
LAP	SECTOR 1	SECTOR 2	LAP TIME	MPH	DIFF	TIME OF DAY
1 -		47.876	3:25.910	51.90	1:17.187	09:27:22.879
2 -	1:33.792	47.247	2:21.039	75.78	12.316	09:29:43.918
3 -	1:29.574	45.428	2:15.002	79.16	6.279	09:31:58.920
4 -	1:29.100	45.392	2:14.492	79.47	5.769	09:34:13.412

Weather / Track : Cloudy / Drying

Snetterton 300

Circuit Length = 2.9689 miles

Start: 09:23 Flag 09:39 End: 09:42

BMCRC - MRO Championships 2016 - Rnd 9 @ Snetterton 300

BMCRC Rookie 600 & 1000

RACE 9 - SECTOR ANALYSIS

SECTOR 1 = FL to I1, SECTOR 2 = I1 to FL, DIFF = Difference To Personal Best Lap

5 -	1:25.566	44.625	2:10.191 (2)	82.09	1.468	09:36:23.603
6 -	1:26.427	44.547	2:10.974 (3)	81.60	2.251	09:38:34.577
7 -	1:23.779	44.944	2:08.723 (1)	83.03		09:40:43.300

P12 53 600 Jason SIGGS			Triumph - J Siggs Construction			
IDEAL LAP TIME : 2:11.595		BEST LAP TIME : 2:11.639	DIFFERENCE : 0.044			
LAP	SECTOR 1	SECTOR 2	LAP TIME	MPH	DIFF	TIME OF DAY
1 -		46.622	3:27.582	51.48	1:15.943	09:27:24.551
2 -	1:31.474	46.580	2:18.054	77.41	6.415	09:29:42.605
3 -	1:27.140	45.512	2:12.652 (3)	80.57	1.013	09:31:55.257
4 -	1:28.081	45.003	2:13.084	80.31	1.445	09:34:08.341
5 -	1:26.888	44.990	2:11.878 (2)	81.04	0.239	09:36:20.219
6 -	1:26.605	45.034	2:11.639 (1)	81.19		09:38:31.858
7 -	1:27.614	45.951	2:13.565	80.02	1.926	09:40:45.423

P13 17 600 Philip BAKER			Triumph - Martello Building Consultancy			
IDEAL LAP TIME : 2:11.370		BEST LAP TIME : 2:11.883	DIFFERENCE : 0.513			
LAP	SECTOR 1	SECTOR 2	LAP TIME	MPH	DIFF	TIME OF DAY
1 -		47.224	3:26.039	51.87	1:14.156	09:27:23.008
2 -	1:31.130	46.229	2:17.359	77.81	5.476	09:29:40.367
3 -	1:28.351	46.043	2:14.394	79.52	2.511	09:31:54.761
4 -	1:28.962	45.338	2:14.300	79.58	2.417	09:34:09.061
5 -	1:27.505	45.570	2:13.075 (3)	80.31	1.192	09:36:22.136
6 -	1:27.606	44.828	2:12.434 (2)	80.70	0.551	09:38:34.570
7 -	1:26.542	45.341	2:11.883 (1)	81.04		09:40:46.453

P14 81 600 Liam DUFFETT			Honda -			
IDEAL LAP TIME : 2:14.009		BEST LAP TIME : 2:14.363	DIFFERENCE : 0.354			
LAP	SECTOR 1	SECTOR 2	LAP TIME	MPH	DIFF	TIME OF DAY
1 -		45.891	3:21.861	52.94	1:07.498	09:27:18.830
2 -	1:30.141	45.305	2:15.446	78.91	1.083	09:29:34.276
3 -	1:29.646	47.528	2:17.174	77.91	2.811	09:31:51.450
4 -	1:29.523	46.029	2:15.552	78.84	1.189	09:34:07.002
5 -	1:29.419	45.582	2:15.001 (2)	79.17	0.638	09:36:22.003
6 -	1:29.090	46.075	2:15.165 (3)	79.07	0.802	09:38:37.168
7 -	1:28.704	45.659	2:14.363 (1)	79.54		09:40:51.531

P15 4 600 Nigel DAVIES			Yamaha -			
IDEAL LAP TIME : 2:11.854		BEST LAP TIME : 2:11.854	DIFFERENCE : 0.000			
LAP	SECTOR 1	SECTOR 2	LAP TIME	MPH	DIFF	TIME OF DAY
1 -		46.289	3:24.441	52.27	1:12.587	09:27:21.410
2 -	1:30.625	45.333	2:15.958	78.61	4.104	09:29:37.368
3 -	1:30.051	45.993	2:16.044	78.56	4.190	09:31:53.412
4 -	1:29.462	45.707	2:15.169	79.07	3.315	09:34:08.581
5 -	1:28.076	46.032	2:14.108 (2)	79.69	2.254	09:36:22.689
6 -	1:29.443	45.306	2:14.749 (3)	79.31	2.895	09:38:37.438
7 -	1:27.281	44.573	2:11.854 (1)	81.05		09:40:49.292

P16 83 600 Peter CUNNINGHAM			Triumph -			
IDEAL LAP TIME : 2:15.123		BEST LAP TIME : 2:15.255	DIFFERENCE : 0.132			
LAP	SECTOR 1	SECTOR 2	LAP TIME	MPH	DIFF	TIME OF DAY
1 -		46.167	3:27.507	51.50	1:12.252	09:27:24.476
2 -	1:32.001	46.221	2:18.222	77.32	2.967	09:29:42.698
3 -	1:30.346	44.909	2:15.255 (1)	79.02		09:31:57.953
4 -	1:30.214	52.093	2:22.307	75.10	7.052	09:34:20.260
5 -	1:32.232	45.885	2:18.117 (3)	77.38	2.862	09:36:38.377
6 -	1:30.906	45.294	2:16.200 (2)	78.47	0.945	09:38:54.577
7 -	1:32.383	46.158	2:18.541	77.14	3.286	09:41:13.118

Weather / Track : Cloudy / Drying

Snetterton 300
Circuit Length = 2.9689 miles
Start: 09:23 Flag 09:39 End: 09:42

BMCRC - MRO Championships 2016 - Rnd 9 @ Snetterton 300

BMCRC Rookie 600 & 1000

RACE 9 - SECTOR ANALYSIS

SECTOR 1 = FL to I1, SECTOR 2 = I1 to FL, DIFF = Difference To Personal Best Lap

P17 68 600 Luke TURNER			Kawasaki -			
IDEAL LAP TIME : 2:18.950		BEST LAP TIME : 2:18.980		DIFFERENCE : 0.030		
LAP	SECTOR 1	SECTOR 2	LAP TIME	MPH	DIFF	TIME OF DAY
1 -		47.363	3:25.383	52.03	1:06.403	09:27:22.352
2 -	1:32.334	48.036	2:20.370	76.14	1.390	09:29:42.722
3 -	1:31.869	47.111	2:18.980 (1)	76.90		09:32:01.702
4 -	1:32.808	47.081	2:19.889 (2)	76.40	0.909	09:34:21.591
5 -	1:32.003	48.048	2:20.051 (3)	76.31	1.071	09:36:41.642
6 -	1:33.458	47.949	2:21.407	75.58	2.427	09:39:03.049
7 -	1:32.690	48.118	2:20.808	75.90	1.828	09:41:23.857

P18 7 600 Jamie WILSON			Honda - Candy Wheels			
IDEAL LAP TIME : 2:19.330		BEST LAP TIME : 2:20.468		DIFFERENCE : 1.138		
LAP	SECTOR 1	SECTOR 2	LAP TIME	MPH	DIFF	TIME OF DAY
1 -		48.283	3:29.868	50.92	1:09.400	09:27:26.837
2 -	1:33.340	48.376	2:21.716	75.41	1.248	09:29:48.553
3 -	1:32.855	47.782	2:20.637 (3)	75.99	0.169	09:32:09.190
4 -	1:31.801	48.670	2:20.471 (2)	76.08	0.003	09:34:29.661
5 -	1:32.939	47.529	2:20.468 (1)	76.08		09:36:50.129
6 -	1:33.347	47.937	2:21.284	75.64	0.816	09:39:11.413
7 -	1:33.548	48.689	2:22.237	75.14	1.769	09:41:33.650

P19 67 600 Tony COE			Yamaha -			
IDEAL LAP TIME : 2:16.899		BEST LAP TIME : 2:16.899		DIFFERENCE : 0.000		
LAP	SECTOR 1	SECTOR 2	LAP TIME	MPH	DIFF	TIME OF DAY
1 -		48.374	3:31.863	50.44	1:14.964	09:27:28.832
2 -	1:34.241	48.336	2:22.577	74.96	5.678	09:29:51.409
3 -	1:34.637	48.573	2:23.210	74.63	6.311	09:32:14.619
4 -	1:33.811	47.764	2:21.575	75.49	4.676	09:34:36.194
5 -	1:33.038	47.980	2:21.018 (3)	75.79	4.119	09:36:57.212
6 -	1:32.250	47.614	2:19.864 (2)	76.41	2.965	09:39:17.076
7 -	1:29.960	46.939	2:16.899 (1)	78.07		09:41:33.975

P20 43 600 Jon CLARK			Triumph - RJC Motor Services			
IDEAL LAP TIME : 2:20.162		BEST LAP TIME : 2:20.162		DIFFERENCE : 0.000		
LAP	SECTOR 1	SECTOR 2	LAP TIME	MPH	DIFF	TIME OF DAY
1 -		49.693	3:32.544	50.28	1:12.382	09:27:29.513
2 -	1:36.486	49.147	2:25.633	73.39	5.471	09:29:55.146
3 -	1:35.262	48.870	2:24.132	74.15	3.970	09:32:19.278
4 -	1:34.470	48.144	2:22.614	74.94	2.452	09:34:41.892
5 -	1:33.631	47.864	2:21.495 (2)	75.53	1.333	09:37:03.387
6 -	1:34.671	47.673	2:22.344 (3)	75.08	2.182	09:39:25.731
7 -	1:33.033	47.129	2:20.162 (1)	76.25		09:41:45.893

P21 69 600 Robert WINDEATT			Triumph - L&W Contractors			
IDEAL LAP TIME : 2:20.188		BEST LAP TIME : 2:20.188		DIFFERENCE : 0.000		
LAP	SECTOR 1	SECTOR 2	LAP TIME	MPH	DIFF	TIME OF DAY
1 -		49.834	3:33.707	50.01	1:13.519	09:27:30.676
2 -	1:35.064	48.542	2:23.606	74.42	3.418	09:29:54.282
3 -	1:34.100	47.908	2:22.008 (3)	75.26	1.820	09:32:16.290
4 -	1:32.967	48.251	2:21.218 (2)	75.68	1.030	09:34:37.508
5 -	1:33.004	52.336	2:25.340	73.53	5.152	09:37:02.848
6 -	1:35.736	48.034	2:23.770	74.34	3.582	09:39:26.618
7 -	1:32.676	47.512	2:20.188 (1)	76.24		09:41:46.806

P22 28 600 Carl BARRON			Yamaha -			
IDEAL LAP TIME : 2:21.093		BEST LAP TIME : 2:21.093		DIFFERENCE : 0.000		
LAP	SECTOR 1	SECTOR 2	LAP TIME	MPH	DIFF	TIME OF DAY
1 -		49.834	3:33.707	50.01	1:13.519	09:27:30.676
2 -	1:35.064	48.542	2:23.606	74.42	3.418	09:29:54.282
3 -	1:34.100	47.908	2:22.008 (3)	75.26	1.820	09:32:16.290
4 -	1:32.967	48.251	2:21.218 (2)	75.68	1.030	09:34:37.508
5 -	1:33.004	52.336	2:25.340	73.53	5.152	09:37:02.848
6 -	1:35.736	48.034	2:23.770	74.34	3.582	09:39:26.618
7 -	1:32.676	47.512	2:20.188 (1)	76.24		09:41:46.806

Weather / Track : Cloudy / Drying

Snetterton 300
Circuit Length = 2.9689 miles
Start: 09:23 Flag 09:39 End: 09:42

BMCRC - MRO Championships 2016 - Rnd 9 @ Snetterton 300

BMCRC Rookie 600 & 1000

RACE 9 - SECTOR ANALYSIS

SECTOR 1 = FL to I1, SECTOR 2 = I1 to FL, DIFF = Difference To Personal Best Lap

1 -		50.470	3:33.983	49.94	1:12.890	09:27:30.952
2 -	1:35.869	49.283	2:25.152	73.63	4.059	09:29:56.104
3 -	1:33.215	47.878	2:21.093 (1)	75.75		09:32:17.197
4 -	1:33.308	48.338	2:21.646 (2)	75.45	0.553	09:34:38.843
5 -	1:33.434	50.028	2:23.462	74.50	2.369	09:37:02.305
6 -	1:38.782	48.112	2:26.894	72.76	5.801	09:39:29.199
7 -	1:33.794	48.959	2:22.753 (3)	74.87	1.660	09:41:51.952

P23 24 1000 Joe BOLTON			Aprilia -			
IDEAL LAP TIME : 2:27.135		BEST LAP TIME : 2:27.159		DIFFERENCE : 0.024		
LAP	SECTOR 1	SECTOR 2	LAP TIME	MPH	DIFF	TIME OF DAY
1 -		52.709	2:42.494	65.77	15.335	09:26:39.463
2 -	1:44.717	53.447	2:38.164	67.57	11.005	09:29:17.627
3 -	1:43.134	52.828	2:35.962	68.53	8.803	09:31:53.589
4 -	1:42.070	51.704	2:33.774	69.50	6.615	09:34:27.363
5 -	1:36.907	50.252	2:27.159 (1)	72.62		09:36:54.522
6 -	1:38.989	51.236	2:30.225 (3)	71.14	3.066	09:39:24.747
7 -	1:39.524	50.228	2:29.752 (2)	71.37	2.593	09:41:54.499

P24 84 600 James KENWARD			Kawasaki - FG1			
IDEAL LAP TIME : 2:20.829		BEST LAP TIME : 2:21.145		DIFFERENCE : 0.316		
LAP	SECTOR 1	SECTOR 2	LAP TIME	MPH	DIFF	TIME OF DAY
1 -		51.385	3:37.767	49.08	1:16.622	09:27:34.736
2 -	1:38.138	50.107	2:28.245	72.09	7.100	09:30:02.981
3 -	1:35.483	48.676	2:24.159	74.14	3.014	09:32:27.140
4 -	1:34.998	48.022	2:23.020	74.73	1.875	09:34:50.160
5 -	1:33.858	48.879	2:22.737 (3)	74.87	1.592	09:37:12.897
6 -	1:32.972	48.173	2:21.145 (1)	75.72		09:39:34.042
7 -	1:33.958	47.857	2:21.815 (2)	75.36	0.670	09:41:55.857

P25 222 1000 Matthew EPPS			Honda -			
IDEAL LAP TIME : 2:30.237		BEST LAP TIME : 2:30.237		DIFFERENCE : 0.000		
LAP	SECTOR 1	SECTOR 2	LAP TIME	MPH	DIFF	TIME OF DAY
1 -		52.925	2:41.986	65.98	11.749	09:26:38.955
2 -	1:44.164	52.938	2:37.102	68.03	6.865	09:29:16.057
3 -	1:44.012	53.023	2:37.035	68.06	6.798	09:31:53.092
4 -	1:42.202	53.062	2:35.264	68.83	5.027	09:34:28.356
5 -	1:41.119	51.794	2:32.913 (2)	69.89	2.676	09:37:01.269
6 -	1:41.183	52.218	2:33.401 (3)	69.67	3.164	09:39:34.670
7 -	1:38.680	51.557	2:30.237 (1)	71.14		09:42:04.907

P26 21 600 Michael SMITH			Honda -			
IDEAL LAP TIME : 2:22.140		BEST LAP TIME : 2:22.677		DIFFERENCE : 0.537		
LAP	SECTOR 1	SECTOR 2	LAP TIME	MPH	DIFF	TIME OF DAY
1 -		52.600	3:38.674	48.87	1:15.997	09:27:35.643
2 -	1:37.254	49.536	2:26.790	72.81	4.113	09:30:02.433
3 -	1:35.191	49.565	2:24.756 (3)	73.83	2.079	09:32:27.189
4 -	1:34.006	48.671	2:22.677 (1)	74.91		09:34:49.866
5 -	1:33.469	49.821	2:23.290 (2)	74.59	0.613	09:37:13.156
6 -	1:36.973	50.197	2:27.170	72.62	4.493	09:39:40.326
7 -	1:40.685	49.102	2:29.787	71.35	7.110	09:42:10.113

P27 37 600 Stuart NASH			Yamaha - Reigate Ductwork Manufacturing Ltd			
IDEAL LAP TIME : 2:23.053		BEST LAP TIME : 2:23.053		DIFFERENCE : 0.000		
LAP	SECTOR 1	SECTOR 2	LAP TIME	MPH	DIFF	TIME OF DAY
1 -		51.061	3:40.805	48.40	1:17.752	09:27:37.774
2 -	1:37.564	49.667	2:27.231 (3)	72.59	4.178	09:30:05.005
3 -	1:36.937	50.601	2:27.538	72.44	4.485	09:32:32.543
4 -	1:38.090	50.278	2:28.368	72.03	5.315	09:35:00.911

Weather / Track : Cloudy / Drying

Snetterton 300
Circuit Length = 2.9689 miles
Start: 09:23 Flag 09:39 End: 09:42

BMCRC - MRO Championships 2016 - Rnd 9 @ Snetterton 300

BMCRC Rookie 600 & 1000

RACE 9 - SECTOR ANALYSIS

SECTOR 1 = FL to I1, SECTOR 2 = I1 to FL, DIFF = Difference To Personal Best Lap

5 -	1:36.081	49.054	2:25.135 (2)	73.64	2.082	09:37:26.046
6 -	1:34.928	48.125	2:23.053 (1)	74.71		09:39:49.099

P28	14 600	Carl BELL	Honda - Transport Compliance UK			
IDEAL LAP TIME : 2:32.278		BEST LAP TIME : 2:33.312		DIFFERENCE : 1.034		
LAP	SECTOR 1	SECTOR 2	LAP TIME	MPH	DIFF	TIME OF DAY
1 -		53.308	3:45.396	47.41	1:12.084	09:27:42.365
2 -	1:41.270	52.547	2:33.817 (3)	69.48	0.505	09:30:16.182
3 -	1:40.942	52.820	2:33.762 (2)	69.51	0.450	09:32:49.944
4 -	1:40.306	53.803	2:34.109	69.35	0.797	09:35:24.053
5 -	1:41.829	53.238	2:35.067	68.92	1.755	09:37:59.120
6 -	1:41.340	51.972	2:33.312 (1)	69.71		09:40:32.432

P29	93 600	Simon HEALEY	Honda - Popular Tyres / Steam Packet			
IDEAL LAP TIME : 2:21.703		BEST LAP TIME : 2:22.189		DIFFERENCE : 0.486		
LAP	SECTOR 1	SECTOR 2	LAP TIME	MPH	DIFF	TIME OF DAY
1 -		52.315	3:39.588	48.67	1:17.399	09:27:36.557
2 -	1:36.835	51.148	2:27.983	72.22	5.794	09:30:04.540
3 -	1:34.956	49.765	2:24.721	73.85	2.532	09:32:29.261
4 -	1:33.410	48.779	2:22.189 (1)	75.16		09:34:51.450
5 -	1:32.979	49.487	2:22.466 (2)	75.02	0.277	09:37:13.916
6 -	1:33.812	48.724	2:22.536 (3)	74.98	0.347	09:39:36.452

P30	60 600	Leon WILSON	Honda - SKD Candy			
IDEAL LAP TIME : 2:16.420		BEST LAP TIME : 2:17.582		DIFFERENCE : 1.162		
LAP	SECTOR 1	SECTOR 2	LAP TIME	MPH	DIFF	TIME OF DAY
1 -		47.011	3:27.051	51.62	1:09.469	09:27:24.020
2 -	1:31.315	47.031	2:18.346	77.25	0.764	09:29:42.366
3 -	1:31.418	46.164	2:17.582 (1)	77.68		09:31:59.948
4 -	1:31.343	46.970	2:18.313 (3)	77.27	0.731	09:34:18.261
5 -	1:30.256	47.591	2:17.847 (2)	77.53	0.265	09:36:36.108

P31	77 1000	Sam BOORMAN	Kawasaki -			
IDEAL LAP TIME : 2:16.731		BEST LAP TIME : 2:17.453		DIFFERENCE : 0.722		
LAP	SECTOR 1	SECTOR 2	LAP TIME	MPH	DIFF	TIME OF DAY
1 -		46.065	2:26.762	72.82	9.309	09:26:23.731
2 -	1:30.666	46.787	2:17.453 (1)	77.75		09:28:41.184
3 -	1:31.884	47.465	2:19.349 (2)	76.70	1.896	09:31:00.533
4 -	1:32.188	47.946	2:20.134 (3)	76.27	2.681	09:33:20.667

P32	41 1000	Steven YOUNG	Honda - WDE Recruitment			
IDEAL LAP TIME : 2:16.191		BEST LAP TIME : 2:16.191		DIFFERENCE : 0.000		
LAP	SECTOR 1	SECTOR 2	LAP TIME	MPH	DIFF	TIME OF DAY
1 -		47.856	2:23.266 (3)	74.60	7.075	09:26:20.235
2 -	1:29.577	47.641	2:17.218 (2)	77.89	1.027	09:28:37.453
3 -	1:29.104	47.087	2:16.191 (1)	78.47		09:30:53.644

P33	78 600	Nicholas JOINT	Honda - Sydnad's Custom Decals			
IDEAL LAP TIME : 2:23.993		BEST LAP TIME : 2:24.451		DIFFERENCE : 0.458		
LAP	SECTOR 1	SECTOR 2	LAP TIME	MPH	DIFF	TIME OF DAY
1 -		51.587	3:38.483 (3)	48.91	1:14.032	09:27:35.452
2 -	1:37.747	50.474	2:28.221 (2)	72.10	3.770	09:30:03.673
3 -	1:35.054	49.397	2:24.451 (1)	73.99		09:32:28.124

P34	19 600	Mark HART	MV Agusta - MV Agusta Wales / The specialist in traditional sasl			
IDEAL LAP TIME : 3:14.568		BEST LAP TIME : 4:08.239		DIFFERENCE : 53.671		
LAP	SECTOR 1	SECTOR 2	LAP TIME	MPH	DIFF	TIME OF DAY

Weather / Track : Cloudy / Drying

Snetterton 300
Circuit Length = 2.9689 miles
Start: 09:23 Flag 09:39 End: 09:42

BMCRC - MRO Championships 2016 - Rnd 9 @ Snetterton 300

BMCRC Rookie 600 & 1000

RACE 9 - SECTOR ANALYSIS

SECTOR 1 = FL to I1, SECTOR 2 = I1 to FL, DIFF = Difference To Personal Best Lap

1 -

1:03.364

4:08.239 (1) 43.05

09:28:05.208

BMCRC - MRO Championships 2016 - Rnd 9 @ Snetterton 300

BMCRC Rookie 600 & 1000

RACE 9 - BEST SECTORS

SECTOR 1				SECTOR 2				IDEAL / BEST COMPARISON				
POS	NO	NAME	TIME	NO	NAME	TIME	POS	NO	NAME	IDEAL	BEST	DIFF
									PERFECT LAP	2:08.326		
1	226	HARTGROVE	1:23.779	226	HARTGROVE	44.547	1	226	HARTGROVE	2:08.326	2:08.723	0.397
2	175	TYRER	1:26.497	4	DAVIES	44.573	2	175	TYRER	2:11.166	2:11.446	0.280
3	17	BAKER	1:26.542	175	TYRER	44.669	3	17	BAKER	2:11.370	2:11.883	0.513
4	53	SIGGS	1:26.605	543	ELLIS	44.803	4	543	ELLIS	2:11.501	2:11.913	0.412
5	543	ELLIS	1:26.698	17	BAKER	44.828	5	53	SIGGS	2:11.595	2:11.639	0.044
6	82	SMITH	1:26.911	83	CUNNINGHAM	44.909	6	4	DAVIES	2:11.854	2:11.854	0.000
7	100	STEAD	1:27.235	53	SIGGS	44.990	7	82	SMITH	2:12.132	2:12.390	0.258
8	4	DAVIES	1:27.281	137	JOYCE	44.992	8	100	STEAD	2:12.633	2:12.633	0.000
9	11	WHALLEY	1:27.319	5	O'DONOVAN	45.119	9	5	O'DONOVAN	2:12.716	2:13.276	0.560
10	5	O'DONOVAN	1:27.597	82	SMITH	45.221	10	137	JOYCE	2:12.748	2:12.794	0.046
11	94	BONE	1:27.751	81	DUFFETT	45.305	11	11	WHALLEY	2:12.801	2:12.965	0.164
12	137	JOYCE	1:27.756	121	TINSLEY	45.331	12	94	BONE	2:13.570	2:13.788	0.218
13	81	DUFFETT	1:28.704	100	STEAD	45.398	13	81	DUFFETT	2:14.009	2:14.363	0.354
14	121	TINSLEY	1:28.888	11	WHALLEY	45.482	14	121	TINSLEY	2:14.219	2:14.219	0.000
15	41	YOUNG	1:29.104	94	BONE	45.819	15	83	CUNNINGHAM	2:15.123	2:15.255	0.132
16	67	COE	1:29.960	77	BOORMAN	46.065	16	41	YOUNG	2:16.191	2:16.191	0.000
17	83	CUNNINGHAM	1:30.214	60	WILSON	46.164	17	60	WILSON	2:16.420	2:17.582	1.162
18	60	WILSON	1:30.256	67	COE	46.939	18	77	BOORMAN	2:16.731	2:17.453	0.722
19	77	BOORMAN	1:30.666	68	TURNER	47.081	19	67	COE	2:16.899	2:16.899	0.000
20	16	CROWSON	1:31.105	41	YOUNG	47.087	20	16	CROWSON	2:18.480	2:18.480	0.000
21	7	WILSON	1:31.801	43	CLARK	47.129	21	68	TURNER	2:18.950	2:18.980	0.030
22	68	TURNER	1:31.869	16	CROWSON	47.375	22	7	WILSON	2:19.330	2:20.468	1.138
23	69	WINDEATT	1:32.676	69	WINDEATT	47.512	23	43	CLARK	2:20.162	2:20.162	0.000
24	84	KENWARD	1:32.972	7	WILSON	47.529	24	69	WINDEATT	2:20.188	2:20.188	0.000
25	93	HEALEY	1:32.979	84	KENWARD	47.857	25	84	KENWARD	2:20.829	2:21.145	0.316
26	43	CLARK	1:33.033	28	BARRON	47.878	26	28	BARRON	2:21.093	2:21.093	0.000
27	28	BARRON	1:33.215	37	NASH	48.125	27	93	HEALEY	2:21.703	2:22.189	0.486
28	21	SMITH	1:33.469	21	SMITH	48.671	28	21	SMITH	2:22.140	2:22.677	0.537
29	78	JOINT	1:34.596	93	HEALEY	48.724	29	37	NASH	2:23.053	2:23.053	0.000
30	37	NASH	1:34.928	78	JOINT	49.397	30	78	JOINT	2:23.993	2:24.451	0.458
31	24	BOLTON	1:36.907	24	BOLTON	50.228	31	24	BOLTON	2:27.135	2:27.159	0.024
32	222	EPPS	1:38.680	222	EPPS	51.557	32	222	EPPS	2:30.237	2:30.237	0.000
33	14	BELL	1:40.306	14	BELL	51.972	33	14	BELL	2:32.278	2:33.312	1.034
34	19	HART	2:11.204	19	HART	1:03.364	34	19	HART	3:14.568	4:08.239	53.671
35												
36												

Weather / Track : Cloudy / Drying

Results can be found at www.tsl-timing.com

Snetterton 300

Circuit Length = 2.9689 miles

Start: 09:23 Flag 09:39 End: 09:42

Printed - 09:44 Sunday, 18 September 2016

BMCRC - MRO Championships 2016 - Rnd 9 @ Snetterton 300

BMCRC Rookie 600 & 1000

RACE 7 - CLASSIFICATION



POS	NO	CL	PIC NAME	ENTRY	LAPS	TIME	GAP	DIFF	MPH	BEST	ON
1	5	1000	1 Kyle O'DONOVAN	Yamaha - Meads Construction	6	12:09.532			87.90	1:58.991	2
2	15	1000	2 Mariusz SIEMIENIUK-JUZWIUK	Honda - BELMONT AUTO SERVICE	6	12:15.578	6.046	6.046	87.18	2:00.788	6
3	11	1000	3 Mick WHALLEY	Yamaha - Fresh Fruit Ltd	6	12:23.803	14.271	8.225	86.21	2:01.097	2
4	94	1000	4 Justin BONE	Kawasaki - APARK & HOOPS ROOFING	6	12:33.996	24.464	10.193	85.05	2:03.735	4
5	100	1000	5 Keith STEAD	Honda - Kestead	6	12:43.654	34.122	9.658	83.97	2:05.097	3
6	33	1000	6 Rafal GRZEDA	BMW -	6	13:05.125	55.593	21.471	81.67	2:06.400	2
7	16	1000	7 Paul CROWSON	Suzuki -	6	13:09.994	1:00.462	4.869	81.17	2:08.562	6
8	137	1000	8 Alun JOYCE	Honda - The Fitnes Factory	6	13:22.750	1:13.218	12.756	79.88	2:08.499	5
9	226	600	1 Adam HARTGROVE	Yamaha -	6	13:29.547	1:20.015	6.797	79.21	2:02.976	6
10	82	600	2 Andrew SMITH	Suzuki - 5 Club Racing	6	13:31.463	1:21.931	1.916	79.02	2:03.350	6
11	17	600	3 Philip BAKER	Triumph - Martello Building Consultancy	6	13:35.449	1:25.917	3.986	78.64	2:03.854	5
12	175	600	4 Richard TYRER	Suzuki -	6	13:46.046	1:36.514	10.597	77.63	2:05.281	6
13	53	600	5 Jason SIGGS	Triumph - J Siggs Construction	6	13:46.233	1:36.701	0.187	77.61	2:04.969	5
14	81	600	6 Liam DUFFETT	Honda -	6	13:49.739	1:40.207	3.506	77.28	2:05.615	3
15	77	1000	9 Sam BOORMAN	Kawasaki -	6	13:55.802	1:46.270	6.063	76.72	2:17.010	6
16	83	600	7 Peter CUNNINGHAM	Triumph -	6	14:00.583	1:51.051	4.781	76.29	2:04.265	6
17	4	600	8 Nigel DAVIES	Yamaha -	6	14:03.767	1:54.235	3.184	76.00	2:06.765	6
18	43	600	9 Jon CLARK	Triumph - RJC Motor Services	6	14:04.867	1:55.335	1.100	75.90	2:08.561	6
19	68	600	10 Luke TURNER	Kawasaki -	6	14:05.123	1:55.591	0.256	75.88	2:08.296	6
20	7	600	11 Jamie WILSON	Honda - Candy Wheels	6	14:08.126	1:58.594	3.003	75.61	2:08.584	6
21	222	1000	10 Matthew EPPS	Honda -	6	14:12.183	2:02.651	4.057	75.25	2:20.922	5
22	67	600	12 Tony COE	Yamaha -	5	12:11.286	1 Lap	1 Lap	73.07	2:10.668	5
23	60	600	13 Leon WILSON	Honda - SKD Candy	5	12:14.110	1 Lap	2.824	72.79	2:12.049	5
24	24	1000	11 Joe BOLTON	Aprilia -	5	12:17.633	1 Lap	3.523	72.44	2:23.697	5
25	37	600	14 Stuart NASH	Yamaha - Reigate Ductwork Manufacturing Ltd	5	12:24.297	1 Lap	6.664	71.79	2:12.839	5
26	28	600	15 Carl BARRON	Yamaha -	5	12:33.354	1 Lap	9.057	70.93	2:14.257	5
27	84	600	16 James KENWARD	Kawasaki - FG1	5	12:34.070	1 Lap	0.716	70.86	2:15.110	4
28	69	600	17 Robert WINDEATT	Triumph - L&W Contractors	5	12:42.023	1 Lap	7.953	70.12	2:17.535	3
29	21	600	18 Michael SMITH	Honda -	5	12:54.373	1 Lap	12.350	69.01	2:20.621	3
30	78	600	19 Nicholas JOINT	Honda - Sydnad's Custom Decals	5	13:00.154	1 Lap	5.781	68.49	2:21.651	3
31	14	600	20 Carl BELL	Honda - Transport Compliance UK	5	13:40.795	1 Lap	40.641	65.10	2:27.939	5

NOT CLASSIFIED

DNF	543	600	Stefan ELLIS	Yamaha - Bespoke Bathing Company	3	7:29.258	3 Laps	2 Laps	71.37	2:05.694	3
DNF	19	600	Mark HART	MV Agusta - MV Agusta Wales / The specialist in tri	2	6:34.328	4 Laps	1 Lap	54.20	2:46.019	2
DNF	121	1000	Daniel TINSLEY	Suzuki -	1	2:31.402	5 Laps	1 Lap	70.59	2:31.402	1

FASTEST LAP

	5	1000	Kyle O'DONOVAN	Yamaha - Meads Construction	2	1:58.991			89.82 mph	144.55 kph	
	226	600	Adam HARTGROVE	Yamaha -	6	2:02.976			86.91 mph	139.87 kph	

Class 1000 - 90% of Race Speed = 79.11 mph

Class 600 - 90% of Race Speed = 71.28 mph

Snetterton 300

Circuit Length = 2.9689 miles

Start: 12:59 Flag 13:11 End: 13:14

Weather / Track : Cloudy / Dry

These results are provisional until the conclusion of any judicial and technical matters.

Clerk Of Course :	Timekeeper :
-------------------	--------------

Results can be found at www.tsl-timing.com

Printed - 13:14 Sunday, 18 September 2016



BMCRC - MRO Championships 2016 - Rnd 9 @ Snetterton 300

BMCRC Rookie 600 & 1000

RACE 7 - LAP CHART

LAP 1 @ 13:01:55.490		
NO	BEHIND	LAP TIME

5		2:06.726
15	1.730	2:08.456
94	5.107	2:11.833
100	5.820	2:12.546
11	8.774	2:15.500
16	11.553	2:18.279
33	15.720	2:22.446
77	18.011	2:24.737
222	19.523	2:26.249
121	24.676	2:31.402
24	25.627	2:32.353
137	25.697	2:32.423
226	1:05.031	3:11.757
82	1:05.326	3:12.052
17	1:06.882	3:13.608
175	1:08.890	3:15.616
53	1:09.746	3:16.472
543	1:10.950	3:17.676
81	1:11.080	3:17.806
68	1:12.249	3:18.975
67	1:12.901	3:19.627
43	1:13.164	3:19.890
4	1:13.589	3:20.315
83	1:13.620	3:20.346
7	1:15.129	3:21.855
60	1:16.484	3:23.210
69	1:17.877	3:24.603
28	1:21.045	3:27.771
37	1:21.080	3:27.806
84	1:22.337	3:29.063
21	1:22.528	3:29.254
78	1:24.882	3:31.608
14	1:35.168	3:41.894
19	1:41.583	3:48.309

LAP 2 @ 13:03:54.481		
NO	BEHIND	LAP TIME

5		1:58.991
15	3.690	2:00.951
94	10.397	2:04.281
11	10.880	2:01.097
100	12.869	2:06.040
16	22.840	2:10.278
33	23.129	2:06.400
77	37.267	2:18.247
137	37.398	2:10.692
222	41.493	2:20.961
24	54.699	2:28.063
226	1:10.360	2:04.320
82	1:10.856	2:04.521
17	1:12.606	2:04.715
175	1:16.859	2:06.960
53	1:17.363	2:06.608
543	1:17.847	2:05.888
81	1:18.607	2:06.518
43	1:23.082	2:08.909
68	1:23.749	2:10.491
4	1:24.647	2:10.049
7	1:25.963	2:09.825
83	1:27.950	2:13.321
67	1:30.081	2:16.171
60	1:30.992	2:13.499

37	1:36.418	2:14.329
69	1:36.547	2:17.661
28	1:39.369	2:17.315
84	1:39.538	2:16.192
21	1:44.308	2:20.771
78	1:48.226	2:22.335

LAP 3 @ 13:05:54.806		
NO	BEHIND	LAP TIME

5		2:00.325
15	5.330	2:01.965
14	1 Lap	2:32.112
11	12.138	2:01.583
94	15.173	2:05.101
100	17.641	2:05.097
19	1 Lap	2:46.019
16	34.512	2:11.997
33	35.154	2:12.350
137	47.924	2:10.851
77	56.202	2:19.260
222	1:02.197	2:21.029
226	1:13.602	2:03.567
82	1:14.370	2:03.839
17	1:17.006	2:04.725
24	1:21.798	2:27.424
175	1:22.350	2:05.816
53	1:22.872	2:05.834
543	1:23.216	2:05.694
81	1:23.897	2:05.615
43	1:31.483	2:08.726
68	1:32.515	2:09.091
4	1:33.008	2:08.686
7	1:34.589	2:08.951
83	1:35.190	2:07.565
67	1:41.223	2:11.467
60	1:43.134	2:12.467
37	1:51.106	2:15.013
69	1:53.757	2:17.535
28	1:56.619	2:17.575
84	1:56.710	2:17.497

LAP 4 @ 13:07:55.721		
NO	BEHIND	LAP TIME

5		2:00.915
21	1 Lap	2:20.621
15	5.611	2:01.196
78	1 Lap	2:21.651
11	12.515	2:01.292
94	17.993	2:03.735
100	23.611	2:06.885
14	1 Lap	2:29.157
33	43.149	2:08.910
16	44.891	2:11.294
137	57.896	2:10.887
77	1:14.570	2:19.283
226	1:15.995	2:03.308
82	1:17.556	2:04.101
17	1:20.304	2:04.213
222	1:22.298	2:21.016
175	1:27.743	2:06.308
53	1:28.400	2:06.443
81	1:29.868	2:06.886
43	1:40.057	2:09.489
68	1:40.489	2:08.889

4	1:40.844	2:08.751
83	1:43.567	2:09.292
7	1:43.764	2:10.090
24	1:46.979	2:26.096
67	1:53.661	2:13.353
60	1:55.104	2:12.885

LAP 5 @ 13:09:57.704		
NO	BEHIND	LAP TIME

5		2:01.983
37	1 Lap	2:14.310
15	5.850	2:02.222
84	1 Lap	2:15.110
28	1 Lap	2:16.436
11	12.717	2:02.185
69	1 Lap	2:24.454
94	20.404	2:04.394
21	1 Lap	2:21.542
100	27.747	2:06.119
78	1 Lap	2:22.150
33	49.435	2:08.269
16	52.492	2:09.584
14	1 Lap	2:29.693
137	1:04.412	2:08.499
226	1:17.631	2:03.619
82	1:19.173	2:03.600
17	1:22.175	2:03.854
77	1:29.852	2:17.265
53	1:31.386	2:04.969
175	1:31.825	2:06.065
81	1:34.614	2:06.729
222	1:41.237	2:20.922
43	1:47.366	2:09.292
83	1:47.378	2:05.794
68	1:47.887	2:09.381
4	1:48.062	2:09.201
7	1:50.602	2:08.821

LAP 6 @ 13:11:58.296		
NO	BEHIND	LAP TIME

5		2:00.592
67	1 Lap	2:10.668
60	1 Lap	2:12.049
15	6.046	2:00.788
24	1 Lap	2:23.697
11	14.271	2:02.146
37	1 Lap	2:12.839
28	1 Lap	2:14.257
94	24.464	2:04.652
84	1 Lap	2:16.208
69	1 Lap	2:17.770
100	34.122	2:06.967
21	1 Lap	2:22.185
78	1 Lap	2:22.410
33	55.593	2:06.750
16	1:00.462	2:08.562
137	1:13.218	2:09.398
226	1:20.015	2:02.976
82	1:21.931	2:03.350
17	1:25.917	2:04.334
14	1 Lap	2:27.939
175	1:36.514	2:05.281
53	1:36.701	2:05.907
81	1:40.207	2:06.185

77	1:46.270	2:17.010
83	1:51.051	2:04.265
4	1:54.235	2:06.765
43	1:55.335	2:08.561
68	1:55.591	2:08.296
7	1:58.594	2:08.584
222	2:02.651	2:22.006

Weather / Track : Cloudy / Dry

Results can be found at www.tsl-timing.com

Snetterton 300

Circuit Length = 2.9689 miles

Start: 12:59 Flag 13:11 End: 13:14

Printed - 13:15 Sunday, 18 September 2016

BMCRC - MRO Championships 2016 - Rnd 9 @ Snetterton 300

BMCRC Rookie 600 & 1000

RACE 7 - SECTOR ANALYSIS

SECTOR 1 = FL to I1, SECTOR 2 = I1 to FL, DIFF = Difference To Personal Best Lap

P1 5 1000 Kyle O'DONOVAN		Yamaha - Meads Construction				
IDEAL LAP TIME : 1:58.991		BEST LAP TIME : 1:58.991		DIFFERENCE : 0.000		
LAP	SECTOR 1	SECTOR 2	LAP TIME	MPH	DIFF	TIME OF DAY
1 -		40.382	2:06.726	84.34	7.735	13:01:55.490
2 -	1:18.737	40.254	1:58.991 (1)	89.82		13:03:54.481
3 -	1:19.589	40.736	2:00.325 (2)	88.82	1.334	13:05:54.806
4 -	1:19.858	41.057	2:00.915	88.39	1.924	13:07:55.721
5 -	1:21.255	40.728	2:01.983	87.61	2.992	13:09:57.704
6 -	1:19.525	41.067	2:00.592 (3)	88.63	1.601	13:11:58.296

P2 15 1000 Mariusz SIEMIENIUK-JUZWIUK		Honda - BELMONT AUTO SERVICE				
IDEAL LAP TIME : 2:00.368		BEST LAP TIME : 2:00.788		DIFFERENCE : 0.420		
LAP	SECTOR 1	SECTOR 2	LAP TIME	MPH	DIFF	TIME OF DAY
1 -		40.271	2:08.456	83.20	7.668	13:01:57.220
2 -	1:20.588	40.363	2:00.951 (2)	88.36	0.163	13:03:58.171
3 -	1:20.755	41.210	2:01.965	87.63	1.177	13:06:00.136
4 -	1:20.097	41.099	2:01.196 (3)	88.18	0.408	13:08:01.332
5 -	1:20.711	41.511	2:02.222	87.44	1.434	13:10:03.554
6 -	1:20.263	40.525	2:00.788 (1)	88.48		13:12:04.342

P3 11 1000 Mick WHALLEY		Yamaha - Fresh Fruit Ltd				
IDEAL LAP TIME : 2:01.097		BEST LAP TIME : 2:01.097		DIFFERENCE : 0.000		
LAP	SECTOR 1	SECTOR 2	LAP TIME	MPH	DIFF	TIME OF DAY
1 -		45.008	2:15.500	78.87	14.403	13:02:04.264
2 -	1:20.715	40.382	2:01.097 (1)	88.26		13:04:05.361
3 -	1:21.200	40.383	2:01.583 (3)	87.90	0.486	13:06:06.944
4 -	1:20.738	40.554	2:01.292 (2)	88.11	0.195	13:08:08.236
5 -	1:21.107	41.078	2:02.185	87.47	1.088	13:10:10.421
6 -	1:20.866	41.280	2:02.146	87.50	1.049	13:12:12.567

P4 94 1000 Justin BONE		Kawasaki - APARK & HOOBS ROOFING				
IDEAL LAP TIME : 2:03.735		BEST LAP TIME : 2:03.735		DIFFERENCE : 0.000		
LAP	SECTOR 1	SECTOR 2	LAP TIME	MPH	DIFF	TIME OF DAY
1 -		41.681	2:11.833	81.07	8.098	13:02:00.597
2 -	1:22.905	41.376	2:04.281 (2)	85.99	0.546	13:04:04.878
3 -	1:22.999	42.102	2:05.101	85.43	1.366	13:06:09.979
4 -	1:22.519	41.216	2:03.735 (1)	86.37		13:08:13.714
5 -	1:22.543	41.851	2:04.394 (3)	85.92	0.659	13:10:18.108
6 -	1:23.221	41.431	2:04.652	85.74	0.917	13:12:22.760

P5 100 1000 Keith STEAD		Honda - Kestead				
IDEAL LAP TIME : 2:04.733		BEST LAP TIME : 2:05.097		DIFFERENCE : 0.364		
LAP	SECTOR 1	SECTOR 2	LAP TIME	MPH	DIFF	TIME OF DAY
1 -		42.038	2:12.546	80.63	7.449	13:02:01.310
2 -	1:23.888	42.152	2:06.040 (2)	84.79	0.943	13:04:07.350
3 -	1:22.695	42.402	2:05.097 (1)	85.43		13:06:12.447
4 -	1:24.146	42.739	2:06.885	84.23	1.788	13:08:19.332
5 -	1:23.482	42.637	2:06.119 (3)	84.74	1.022	13:10:25.451
6 -	1:24.330	42.637	2:06.967	84.17	1.870	13:12:32.418

P6 33 1000 Rafal GRZEDA		BMW -				
IDEAL LAP TIME : 2:05.346		BEST LAP TIME : 2:06.400		DIFFERENCE : 1.054		
LAP	SECTOR 1	SECTOR 2	LAP TIME	MPH	DIFF	TIME OF DAY
1 -		43.717	2:22.446	75.03	16.046	13:02:11.210
2 -	1:23.159	43.241	2:06.400 (1)	84.55		13:04:17.610
3 -	1:27.978	44.372	2:12.350	80.75	5.950	13:06:29.960
4 -	1:25.530	43.380	2:08.910	82.91	2.510	13:08:38.870
5 -	1:25.962	42.307	2:08.269 (3)	83.32	1.869	13:10:47.139

Weather / Track : Cloudy / Dry

Snetterton 300
Circuit Length = 2.9689 miles
Start: 12:59 Flag 13:11 End: 13:14

BMCRC - MRO Championships 2016 - Rnd 9 @ Snetterton 300

BMCRC Rookie 600 & 1000

RACE 7 - SECTOR ANALYSIS

SECTOR 1 = FL to I1, SECTOR 2 = I1 to FL, DIFF = Difference To Personal Best Lap

6 - 1:24.563 **42.187** 2:06.750 (2) 84.32 0.350 13:12:53.889

P7 16 1000 Paul CROWSON		Suzuki -				
IDEAL LAP TIME : 2:08.204		BEST LAP TIME : 2:08.562		DIFFERENCE : 0.358		
LAP	SECTOR 1	SECTOR 2	LAP TIME	MPH	DIFF	TIME OF DAY
1 -		44.603	2:18.279	77.29	9.717	13:02:07.043
2 -	1:25.952	44.326	2:10.278 (3)	82.04	1.716	13:04:17.321
3 -	1:27.221	44.776	2:11.997	80.97	3.435	13:06:29.318
4 -	1:26.714	44.580	2:11.294	81.40	2.732	13:08:40.612
5 -	1:26.111	43.473	2:09.584 (2)	82.47	1.022	13:10:50.196
6 -	1:24.731	43.831	2:08.562 (1)	83.13		13:12:58.758

P8 137 1000 Alun JOYCE		Honda - The Fitnes Factory				
IDEAL LAP TIME : 2:08.499		BEST LAP TIME : 2:08.499		DIFFERENCE : 0.000		
LAP	SECTOR 1	SECTOR 2	LAP TIME	MPH	DIFF	TIME OF DAY
1 -		44.587	2:32.423	70.12	23.924	13:02:21.187
2 -	1:26.877	43.815	2:10.692 (3)	81.78	2.193	13:04:31.879
3 -	1:27.329	43.522	2:10.851	81.68	2.352	13:06:42.730
4 -	1:27.312	43.575	2:10.887	81.65	2.388	13:08:53.617
5 -	1:25.704	42.795	2:08.499 (1)	83.17		13:11:02.116
6 -	1:25.936	43.462	2:09.398 (2)	82.59	0.899	13:13:11.514

P9 226 600 Adam HARTGROVE		Yamaha -				
IDEAL LAP TIME : 2:02.976		BEST LAP TIME : 2:02.976		DIFFERENCE : 0.000		
LAP	SECTOR 1	SECTOR 2	LAP TIME	MPH	DIFF	TIME OF DAY
1 -		41.733	3:11.757	55.73	1:08.781	13:03:00.521
2 -	1:22.777	41.543	2:04.320	85.97	1.344	13:05:04.841
3 -	1:22.286	41.281	2:03.567 (3)	86.49	0.591	13:07:08.408
4 -	1:21.958	41.350	2:03.308 (2)	86.67	0.332	13:09:11.716
5 -	1:22.364	41.255	2:03.619	86.45	0.643	13:11:15.335
6 -	1:21.909	41.067	2:02.976 (1)	86.91		13:13:18.311

P10 82 600 Andrew SMITH		Suzuki - 5 Club Racing				
IDEAL LAP TIME : 2:03.323		BEST LAP TIME : 2:03.350		DIFFERENCE : 0.027		
LAP	SECTOR 1	SECTOR 2	LAP TIME	MPH	DIFF	TIME OF DAY
1 -		41.995	3:12.052	55.65	1:08.702	13:03:00.816
2 -	1:23.013	41.508	2:04.521	85.83	1.171	13:05:05.337
3 -	1:22.383	41.456	2:03.839 (3)	86.30	0.489	13:07:09.176
4 -	1:22.319	41.782	2:04.101	86.12	0.751	13:09:13.277
5 -	1:22.191	41.409	2:03.600 (2)	86.47	0.250	13:11:16.877
6 -	1:21.914	41.436	2:03.350 (1)	86.64		13:13:20.227

P11 17 600 Philip BAKER		Triumph - Martello Building Consultancy				
IDEAL LAP TIME : 2:03.340		BEST LAP TIME : 2:03.854		DIFFERENCE : 0.514		
LAP	SECTOR 1	SECTOR 2	LAP TIME	MPH	DIFF	TIME OF DAY
1 -		42.019	3:13.608	55.20	1:09.754	13:03:02.372
2 -	1:22.788	41.927	2:04.715	85.70	0.861	13:05:07.087
3 -	1:22.736	41.989	2:04.725	85.69	0.871	13:07:11.812
4 -	1:22.137	42.076	2:04.213 (2)	86.04	0.359	13:09:16.025
5 -	1:22.651	41.203	2:03.854 (1)	86.29		13:11:19.879
6 -	1:22.573	41.761	2:04.334 (3)	85.96	0.480	13:13:24.213

P12 175 600 Richard TYRER		Suzuki -				
IDEAL LAP TIME : 2:05.281		BEST LAP TIME : 2:05.281		DIFFERENCE : 0.000		
LAP	SECTOR 1	SECTOR 2	LAP TIME	MPH	DIFF	TIME OF DAY
1 -		42.637	3:15.616	54.63	1:10.335	13:03:04.380
2 -	1:24.380	42.580	2:06.960	84.18	1.679	13:05:11.340
3 -	1:23.632	42.184	2:05.816 (2)	84.95	0.535	13:07:17.156

Snetterton 300

Circuit Length = 2.9689 miles

Start: 12:59 Flag 13:11 End: 13:14

Weather / Track : Cloudy / Dry

BMCRC - MRO Championships 2016 - Rnd 9 @ Snetterton 300

BMCRC Rookie 600 & 1000

RACE 7 - SECTOR ANALYSIS

SECTOR 1 = FL to I1, SECTOR 2 = I1 to FL, DIFF = Difference To Personal Best Lap

4 -	1:23.998	42.310	2:06.308	84.61	1.027	13:09:23.464
5 -	1:24.041	42.024	2:06.065 (3)	84.78	0.784	13:11:29.529
6 -	1:23.434	41.847	2:05.281 (1)	85.31		13:13:34.810

P13 53 600 Jason SIGGS	Triumph - J Siggs Construction					
IDEAL LAP TIME : 2:04.969	BEST LAP TIME : 2:04.969	DIFFERENCE : 0.000				
LAP	SECTOR 1	SECTOR 2	LAP TIME	MPH	DIFF	TIME OF DAY
1 -		42.408	3:16.472	54.40	1:11.503	13:03:05.236
2 -	1:23.927	42.681	2:06.608	84.41	1.639	13:05:11.844
3 -	1:23.892	41.942	2:05.834 (2)	84.93	0.865	13:07:17.678
4 -	1:24.532	41.911	2:06.443	84.52	1.474	13:09:24.121
5 -	1:23.177	41.792	2:04.969 (1)	85.52		13:11:29.090
6 -	1:23.624	42.283	2:05.907 (3)	84.88	0.938	13:13:34.997

P14 81 600 Liam DUFFETT	Honda -					
IDEAL LAP TIME : 2:05.615	BEST LAP TIME : 2:05.615	DIFFERENCE : 0.000				
LAP	SECTOR 1	SECTOR 2	LAP TIME	MPH	DIFF	TIME OF DAY
1 -		43.804	3:17.806	54.03	1:12.191	13:03:06.570
2 -	1:24.354	42.164	2:06.518 (3)	84.47	0.903	13:05:13.088
3 -	1:23.832	41.783	2:05.615 (1)	85.08		13:07:18.703
4 -	1:24.914	41.972	2:06.886	84.23	1.271	13:09:25.589
5 -	1:24.739	41.990	2:06.729	84.33	1.114	13:11:32.318
6 -	1:24.115	42.070	2:06.185 (2)	84.70	0.570	13:13:38.503

P15 77 1000 Sam BOORMAN	Kawasaki -					
IDEAL LAP TIME : 2:16.829	BEST LAP TIME : 2:17.010	DIFFERENCE : 0.181				
LAP	SECTOR 1	SECTOR 2	LAP TIME	MPH	DIFF	TIME OF DAY
1 -		47.659	2:24.737	73.84	7.727	13:02:13.501
2 -	1:30.776	47.471	2:18.247 (3)	77.31	1.237	13:04:31.748
3 -	1:31.905	47.355	2:19.260	76.74	2.250	13:06:51.008
4 -	1:31.496	47.787	2:19.283	76.73	2.273	13:09:10.291
5 -	1:30.882	46.383	2:17.265 (2)	77.86	0.255	13:11:27.556
6 -	1:30.957	46.053	2:17.010 (1)	78.00		13:13:44.566

P16 83 600 Peter CUNNINGHAM	Triumph -					
IDEAL LAP TIME : 2:04.019	BEST LAP TIME : 2:04.265	DIFFERENCE : 0.246				
LAP	SECTOR 1	SECTOR 2	LAP TIME	MPH	DIFF	TIME OF DAY
1 -		43.355	3:20.346	53.34	1:16.081	13:03:09.110
2 -	1:25.640	47.681	2:13.321	80.16	9.056	13:05:22.431
3 -	1:25.141	42.424	2:07.565 (3)	83.78	3.300	13:07:29.996
4 -	1:24.261	45.031	2:09.292	82.66	5.027	13:09:39.288
5 -	1:22.895	42.899	2:05.794 (2)	84.96	1.529	13:11:45.082
6 -	1:23.141	41.124	2:04.265 (1)	86.01		13:13:49.347

P17 4 600 Nigel DAVIES	Yamaha -					
IDEAL LAP TIME : 2:06.765	BEST LAP TIME : 2:06.765	DIFFERENCE : 0.000				
LAP	SECTOR 1	SECTOR 2	LAP TIME	MPH	DIFF	TIME OF DAY
1 -		43.919	3:20.315	53.35	1:13.550	13:03:09.079
2 -	1:26.982	43.067	2:10.049	82.18	3.284	13:05:19.128
3 -	1:26.180	42.506	2:08.686 (2)	83.05	1.921	13:07:27.814
4 -	1:25.826	42.925	2:08.751 (3)	83.01	1.986	13:09:36.565
5 -	1:25.617	43.584	2:09.201	82.72	2.436	13:11:45.766
6 -	1:24.697	42.068	2:06.765 (1)	84.31		13:13:52.531

P18 43 600 Jon CLARK	Triumph - RJC Motor Services					
IDEAL LAP TIME : 2:08.234	BEST LAP TIME : 2:08.561	DIFFERENCE : 0.327				
LAP	SECTOR 1	SECTOR 2	LAP TIME	MPH	DIFF	TIME OF DAY
1 -		43.679	3:19.890	53.46	1:11.329	13:03:08.654

Weather / Track : Cloudy / Dry

Snetterton 300
Circuit Length = 2.9689 miles
Start: 12:59 Flag 13:11 End: 13:14

BMCRC - MRO Championships 2016 - Rnd 9 @ Snetterton 300

BMCRC Rookie 600 & 1000

RACE 7 - SECTOR ANALYSIS

SECTOR 1 = FL to I1, SECTOR 2 = I1 to FL, DIFF = Difference To Personal Best Lap

2 -	1:25.756	43.153	2:08.909 (3)	82.91	0.348	13:05:17.563
3 -	1:25.444	43.282	2:08.726 (2)	83.02	0.165	13:07:26.289
4 -	1:26.699	42.790	2:09.489	82.54	0.928	13:09:35.778
5 -	1:26.053	43.239	2:09.292	82.66	0.731	13:11:45.070
6 -	1:25.667	42.894	2:08.561 (1)	83.13		13:13:53.631

P19 68 600 Luke TURNER			Kawasaki -			
IDEAL LAP TIME : 2:08.113		BEST LAP TIME : 2:08.296		DIFFERENCE : 0.183		
LAP	SECTOR 1	SECTOR 2	LAP TIME	MPH	DIFF	TIME OF DAY
1 -		44.046	3:18.975	53.71	1:10.679	13:03:07.739
2 -	1:26.713	43.778	2:10.491	81.90	2.195	13:05:18.230
3 -	1:26.118	42.973	2:09.091 (3)	82.79	0.795	13:07:27.321
4 -	1:26.218	42.671	2:08.889 (2)	82.92	0.593	13:09:36.210
5 -	1:25.837	43.544	2:09.381	82.60	1.085	13:11:45.591
6 -	1:25.442	42.854	2:08.296 (1)	83.30		13:13:53.887

P20 7 600 Jamie WILSON			Honda - Candy Wheels			
IDEAL LAP TIME : 2:08.096		BEST LAP TIME : 2:08.584		DIFFERENCE : 0.488		
LAP	SECTOR 1	SECTOR 2	LAP TIME	MPH	DIFF	TIME OF DAY
1 -		44.540	3:21.855	52.94	1:13.271	13:03:10.619
2 -	1:25.758	44.067	2:09.825	82.32	1.241	13:05:20.444
3 -	1:25.724	43.227	2:08.951 (3)	82.88	0.367	13:07:29.395
4 -	1:24.869	45.221	2:10.090	82.15	1.506	13:09:39.485
5 -	1:25.107	43.714	2:08.821 (2)	82.96	0.237	13:11:48.306
6 -	1:24.895	43.689	2:08.584 (1)	83.12		13:13:56.890

P21 222 1000 Matthew EPPS			Honda -			
IDEAL LAP TIME : 2:20.639		BEST LAP TIME : 2:20.922		DIFFERENCE : 0.283		
LAP	SECTOR 1	SECTOR 2	LAP TIME	MPH	DIFF	TIME OF DAY
1 -		47.574	2:26.249	73.08	5.327	13:02:15.013
2 -	1:33.635	47.326	2:20.961 (2)	75.82	0.039	13:04:35.974
3 -	1:33.800	47.229	2:21.029	75.78	0.107	13:06:57.003
4 -	1:33.820	47.196	2:21.016 (3)	75.79	0.094	13:09:18.019
5 -	1:33.918	47.004	2:20.922 (1)	75.84		13:11:38.941
6 -	1:34.432	47.574	2:22.006	75.26	1.084	13:14:00.947

P22 67 600 Tony COE			Yamaha -			
IDEAL LAP TIME : 2:09.800		BEST LAP TIME : 2:10.668		DIFFERENCE : 0.868		
LAP	SECTOR 1	SECTOR 2	LAP TIME	MPH	DIFF	TIME OF DAY
1 -		43.633	3:19.627	53.54	1:08.959	13:03:08.391
2 -	1:26.396	49.775	2:16.171	78.49	5.503	13:05:24.562
3 -	1:27.533	43.934	2:11.467 (2)	81.29	0.799	13:07:36.029
4 -	1:29.497	43.856	2:13.353 (3)	80.14	2.685	13:09:49.382
5 -	1:27.264	43.404	2:10.668 (1)	81.79		13:12:00.050

P23 60 600 Leon WILSON			Honda - SKD Candy			
IDEAL LAP TIME : 2:12.049		BEST LAP TIME : 2:12.049		DIFFERENCE : 0.000		
LAP	SECTOR 1	SECTOR 2	LAP TIME	MPH	DIFF	TIME OF DAY
1 -		45.260	3:23.210	52.59	1:11.161	13:03:11.974
2 -	1:28.674	44.825	2:13.499	80.06	1.450	13:05:25.473
3 -	1:27.846	44.621	2:12.467 (2)	80.68	0.418	13:07:37.940
4 -	1:28.520	44.365	2:12.885 (3)	80.43	0.836	13:09:50.825
5 -	1:27.792	44.257	2:12.049 (1)	80.94		13:12:02.874

P24 24 1000 Joe BOLTON			Aprilia -			
IDEAL LAP TIME : 2:23.697		BEST LAP TIME : 2:23.697		DIFFERENCE : 0.000		
LAP	SECTOR 1	SECTOR 2	LAP TIME	MPH	DIFF	TIME OF DAY
1 -		49.979	2:32.353	70.15	8.656	13:02:21.117

Weather / Track : Cloudy / Dry

Snetterton 300
Circuit Length = 2.9689 miles
Start: 12:59 Flag 13:11 End: 13:14

BMCRC - MRO Championships 2016 - Rnd 9 @ Snetterton 300

BMCRC Rookie 600 & 1000

RACE 7 - SECTOR ANALYSIS

SECTOR 1 = FL to I1, SECTOR 2 = I1 to FL, DIFF = Difference To Personal Best Lap

2 -	1:37.484	50.579	2:28.063	72.18	4.366	13:04:49.180
3 -	1:38.698	48.726	2:27.424 (3)	72.49	3.727	13:07:16.604
4 -	1:37.220	48.876	2:26.096 (2)	73.15	2.399	13:09:42.700
5 -	1:35.775	47.922	2:23.697 (1)	74.37		13:12:06.397

P25 37 600 Stuart NASH			Yamaha - Reigate Ductwork Manufacturing Ltd			
IDEAL LAP TIME : 2:12.819		BEST LAP TIME : 2:12.839		DIFFERENCE : 0.020		
LAP	SECTOR 1	SECTOR 2	LAP TIME	MPH	DIFF	TIME OF DAY
1 -		46.816	3:27.806	51.43	1:14.967	13:03:16.570
2 -	1:29.290	45.039	2:14.329 (3)	79.56	1.490	13:05:30.899
3 -	1:29.910	45.103	2:15.013	79.16	2.174	13:07:45.912
4 -	1:29.056	45.254	2:14.310 (2)	79.57	1.471	13:10:00.222
5 -	1:27.780	45.059	2:12.839 (1)	80.45		13:12:13.061

P26 28 600 Carl BARRON			Yamaha -			
IDEAL LAP TIME : 2:14.257		BEST LAP TIME : 2:14.257		DIFFERENCE : 0.000		
LAP	SECTOR 1	SECTOR 2	LAP TIME	MPH	DIFF	TIME OF DAY
1 -		46.864	3:27.771	51.44	1:13.514	13:03:16.535
2 -	1:30.616	46.699	2:17.315 (3)	77.83	3.058	13:05:33.850
3 -	1:31.390	46.185	2:17.575	77.68	3.318	13:07:51.425
4 -	1:30.383	46.053	2:16.436 (2)	78.33	2.179	13:10:07.861
5 -	1:28.908	45.349	2:14.257 (1)	79.60		13:12:22.118

P27 84 600 James KENWARD			Kawasaki - FG1			
IDEAL LAP TIME : 2:15.110		BEST LAP TIME : 2:15.110		DIFFERENCE : 0.000		
LAP	SECTOR 1	SECTOR 2	LAP TIME	MPH	DIFF	TIME OF DAY
1 -		47.063	3:29.063	51.12	1:13.953	13:03:17.827
2 -	1:29.859	46.333	2:16.192 (2)	78.47	1.082	13:05:34.019
3 -	1:30.685	46.812	2:17.497	77.73	2.387	13:07:51.516
4 -	1:29.615	45.495	2:15.110 (1)	79.10		13:10:06.626
5 -	1:30.132	46.076	2:16.208 (3)	78.46	1.098	13:12:22.834

P28 69 600 Robert WINDEATT			Triumph - L&W Contractors			
IDEAL LAP TIME : 2:16.467		BEST LAP TIME : 2:17.535		DIFFERENCE : 1.068		
LAP	SECTOR 1	SECTOR 2	LAP TIME	MPH	DIFF	TIME OF DAY
1 -		45.944	3:24.603	52.23	1:07.068	13:03:13.367
2 -	1:31.288	46.373	2:17.661 (2)	77.64	0.126	13:05:31.028
3 -	1:31.382	46.153	2:17.535 (1)	77.71		13:07:48.563
4 -	1:30.523	53.931	2:24.454	73.98	6.919	13:10:13.017
5 -	1:30.761	47.009	2:17.770 (3)	77.57	0.235	13:12:30.787

P29 21 600 Michael SMITH			Honda -			
IDEAL LAP TIME : 2:20.342		BEST LAP TIME : 2:20.621		DIFFERENCE : 0.279		
LAP	SECTOR 1	SECTOR 2	LAP TIME	MPH	DIFF	TIME OF DAY
1 -		48.352	3:29.254	51.07	1:08.633	13:03:18.018
2 -	1:32.194	48.577	2:20.771 (2)	75.92	0.150	13:05:38.789
3 -	1:32.473	48.148	2:20.621 (1)	76.00		13:07:59.410
4 -	1:32.671	48.871	2:21.542 (3)	75.51	0.921	13:10:20.952
5 -	1:33.971	48.214	2:22.185	75.17	1.564	13:12:43.137

P30 78 600 Nicholas JOINT			Honda - Sydnad's Custom Decals			
IDEAL LAP TIME : 2:21.054		BEST LAP TIME : 2:21.651		DIFFERENCE : 0.597		
LAP	SECTOR 1	SECTOR 2	LAP TIME	MPH	DIFF	TIME OF DAY
1 -		47.938	3:31.608	50.50	1:09.957	13:03:20.372
2 -	1:34.772	47.563	2:22.335 (3)	75.09	0.684	13:05:42.707
3 -	1:33.491	48.160	2:21.651 (1)	75.45		13:08:04.358
4 -	1:34.231	47.919	2:22.150 (2)	75.18	0.499	13:10:26.508
5 -	1:34.448	47.962	2:22.410	75.05	0.759	13:12:48.918

Weather / Track : Cloudy / Dry

Snetterton 300
Circuit Length = 2.9689 miles
Start: 12:59 Flag 13:11 End: 13:14

BMCRC - MRO Championships 2016 - Rnd 9 @ Snetterton 300

BMCRC Rookie 600 & 1000

RACE 7 - SECTOR ANALYSIS

SECTOR 1 = FL to I1, SECTOR 2 = I1 to FL, DIFF = Difference To Personal Best Lap

P31 14 600 Carl BELL			Honda - Transport Compliance UK			
IDEAL LAP TIME : 2:27.939		BEST LAP TIME : 2:27.939		DIFFERENCE : 0.000		
LAP	SECTOR 1	SECTOR 2	LAP TIME	MPH	DIFF	TIME OF DAY
1 -		52.650	3:41.894	48.16	1:13.955	13:03:30.658
2 -	1:39.550	52.562	2:32.112	70.26	4.173	13:06:02.770
3 -	1:37.958	51.199	2:29.157 (2)	71.65	1.218	13:08:31.927
4 -	1:37.651	52.042	2:29.693 (3)	71.40	1.754	13:11:01.620
5 -	1:36.864	51.075	2:27.939 (1)	72.24		13:13:29.559

P32 543 600 Stefan ELLIS			Yamaha - Bespoke Bathing Company			
IDEAL LAP TIME : 2:05.281		BEST LAP TIME : 2:05.694		DIFFERENCE : 0.413		
LAP	SECTOR 1	SECTOR 2	LAP TIME	MPH	DIFF	TIME OF DAY
1 -		43.919	3:17.676 (3)	54.06	1:11.982	13:03:06.440
2 -	1:22.951	42.937	2:05.888 (2)	84.90	0.194	13:05:12.328
3 -	1:23.364	42.330	2:05.694 (1)	85.03		13:07:18.022

P33 19 600 Mark HART			MV Agusta - MV Agusta Wales / The specialist in traditional sasl			
IDEAL LAP TIME : 2:44.280		BEST LAP TIME : 2:46.019		DIFFERENCE : 1.739		
LAP	SECTOR 1	SECTOR 2	LAP TIME	MPH	DIFF	TIME OF DAY
1 -		55.078	3:48.309 (2)	46.81	1:02.290	13:03:37.073
2 -	1:49.202	56.817	2:46.019 (1)	64.37		13:06:23.092

P34 121 1000 Daniel TINSLEY			Suzuki -			
IDEAL LAP TIME :		BEST LAP TIME : 2:31.402		DIFFERENCE :		
LAP	SECTOR 1	SECTOR 2	LAP TIME	MPH	DIFF	TIME OF DAY
1 -		56.438	2:31.402 (1)	70.59		13:02:20.166

Weather / Track : Cloudy / Dry

BMCRC - MRO Championships 2016 - Rnd 9 @ Snetterton 300

BMCRC Rookie 600 & 1000

RACE 7 - BEST SECTORS

SECTOR 1			SECTOR 2			IDEAL / BEST COMPARISON						
POS	NO	NAME	TIME	NO	NAME	TIME	POS	NO	NAME	IDEAL	BEST	DIFF
									PERFECT LAP	1:58.991		
1	5	O'DONOVAN	1:18.737	5	O'DONOVAN	40.254	1	5	O'DONOVAN	1:58.991	1:58.991	0.000
2	15	SIEMIENIUK-JUZWIUK	1:20.097	15	SIEMIENIUK-JUZWIUK	40.271	2	15	SIEMIENIUK-JUZWIUK	2:00.368	2:00.788	0.420
3	11	WHALLEY	1:20.715	11	WHALLEY	40.382	3	11	WHALLEY	2:01.097	2:01.097	0.000
4	226	HARTGROVE	1:21.909	226	HARTGROVE	41.067	4	226	HARTGROVE	2:02.976	2:02.976	0.000
5	82	SMITH	1:21.914	83	CUNNINGHAM	41.124	5	82	SMITH	2:03.323	2:03.350	0.027
6	17	BAKER	1:22.137	17	BAKER	41.203	6	17	BAKER	2:03.340	2:03.854	0.514
7	94	BONE	1:22.519	94	BONE	41.216	7	94	BONE	2:03.735	2:03.735	0.000
8	100	STEAD	1:22.695	82	SMITH	41.409	8	83	CUNNINGHAM	2:04.019	2:04.265	0.246
9	83	CUNNINGHAM	1:22.895	81	DUFFETT	41.783	9	100	STEAD	2:04.733	2:05.097	0.364
10	543	ELLIS	1:22.951	53	SIGGS	41.792	10	53	SIGGS	2:04.969	2:04.969	0.000
11	33	GRZEDA	1:23.159	175	TYRER	41.847	11	543	ELLIS	2:05.281	2:05.694	0.413
12	53	SIGGS	1:23.177	100	STEAD	42.038	12	175	TYRER	2:05.281	2:05.281	0.000
13	175	TYRER	1:23.434	4	DAVIES	42.068	13	33	GRZEDA	2:05.346	2:06.400	1.054
14	81	DUFFETT	1:23.832	33	GRZEDA	42.187	14	81	DUFFETT	2:05.615	2:05.615	0.000
15	4	DAVIES	1:24.697	543	ELLIS	42.330	15	4	DAVIES	2:06.765	2:06.765	0.000
16	16	CROWSON	1:24.731	68	TURNER	42.671	16	7	WILSON	2:08.096	2:08.584	0.488
17	7	WILSON	1:24.869	43	CLARK	42.790	17	68	TURNER	2:08.113	2:08.296	0.183
18	68	TURNER	1:25.442	137	JOYCE	42.795	18	16	CROWSON	2:08.204	2:08.562	0.358
19	43	CLARK	1:25.444	7	WILSON	43.227	19	43	CLARK	2:08.234	2:08.561	0.327
20	137	JOYCE	1:25.704	67	COE	43.404	20	137	JOYCE	2:08.499	2:08.499	0.000
21	67	COE	1:26.396	16	CROWSON	43.473	21	67	COE	2:09.800	2:10.668	0.868
22	37	NASH	1:27.780	60	WILSON	44.257	22	60	WILSON	2:12.049	2:12.049	0.000
23	60	WILSON	1:27.792	37	NASH	45.039	23	37	NASH	2:12.819	2:12.839	0.020
24	28	BARRON	1:28.908	28	BARRON	45.349	24	28	BARRON	2:14.257	2:14.257	0.000
25	84	KENWARD	1:29.615	84	KENWARD	45.495	25	84	KENWARD	2:15.110	2:15.110	0.000
26	69	WINDEATT	1:30.523	69	WINDEATT	45.944	26	69	WINDEATT	2:16.467	2:17.535	1.068
27	77	BOORMAN	1:30.776	77	BOORMAN	46.053	27	77	BOORMAN	2:16.829	2:17.010	0.181
28	21	SMITH	1:32.194	222	EPPS	47.004	28	21	SMITH	2:20.342	2:20.621	0.279
29	78	JOINT	1:33.491	78	JOINT	47.563	29	222	EPPS	2:20.639	2:20.922	0.283
30	222	EPPS	1:33.635	24	BOLTON	47.922	30	78	JOINT	2:21.054	2:21.651	0.597
31	24	BOLTON	1:35.775	21	SMITH	48.148	31	24	BOLTON	2:23.697	2:23.697	0.000
32	14	BELL	1:36.864	14	BELL	51.075	32	14	BELL	2:27.939	2:27.939	0.000
33	19	HART	1:49.202	19	HART	55.078	33	19	HART	2:44.280	2:46.019	1.739
34				121	TINSLEY	56.438	34	121	TINSLEY		2:31.402	

Weather / Track : Cloudy / Dry

Snetterton 300

Circuit Length = 2.9689 miles

Start: 12:59 Flag 13:11 End: 13:14

Results can be found at www.tsl-timing.com

Printed - 13:15 Sunday, 18 September 2016

BMCRC - MRO Championships 2016 - Rnd 9 @ Snetterton 300

BMCRC Rookie 600 & 1000

RACE 16 - CLASSIFICATION



POS	NO	CL	PIC NAME	ENTRY	LAPS	TIME	GAP	DIFF	MPH	BEST	ON
1	5	1000	1 Kyle O'DONOVAN	Yamaha - Meads Construction	6	12:05.860			88.34	1:58.697	2
2	15	1000	2 Mariusz SIEMIENIUK-JUZWIUK	Honda - BELMONT AUTO SERVICE	6	12:11.442	5.582	5.582	87.67	1:59.613	2
3	11	1000	3 Mick WHALLEY	Yamaha - Fresh Fruit Ltd	6	12:12.371	6.511	0.929	87.56	1:59.069	6
4	94	1000	4 Justin BONE	Kawasaki - APARK & HOOBS ROOFING	6	12:26.565	20.705	14.194	85.89	2:02.380	2
5	33	1000	5 Rafal GRZEDA	BMW -	6	12:46.049	40.189	19.484	83.71	2:06.169	5
6	226	600	1 Adam HARTGROVE	Yamaha -	6	13:20.644	1:14.784	34.595	80.09	2:02.260	5
7	16	1000	6 Paul CROWSON	Suzuki -	6	13:24.114	1:18.254	3.470	79.75	2:12.691	5
8	149	600	2 Callum HAMMETT	Yamaha -	6	13:31.346	1:25.486	7.232	79.03	2:03.898	5
9	17	600	3 Philip BAKER	Triumph - Martello Building Consultancy	6	13:31.459	1:25.599	0.113	79.02	2:03.766	6
10	82	600	4 Andrew SMITH	Suzuki - 5 Club Racing	6	13:31.646	1:25.786	0.187	79.01	2:03.506	6
11	83	600	5 Peter CUNNINGHAM	Triumph -	6	13:35.888	1:30.028	4.242	78.59	2:03.685	6
12	175	600	6 Richard TYRER	Suzuki -	6	13:37.242	1:31.382	1.354	78.46	2:05.068	6
13	53	600	7 Jason SIGGS	Triumph - J Siggs Construction	6	13:44.217	1:38.357	6.975	77.80	2:06.216	4
14	81	600	8 Liam DUFFETT	Honda -	6	13:47.051	1:41.191	2.834	77.53	2:07.075	3
15	4	600	9 Nigel DAVIES	Yamaha -	6	13:47.851	1:41.991	0.800	77.46	2:04.705	6
16	68	600	10 Luke TURNER	Kawasaki -	6	13:48.455	1:42.595	0.604	77.40	2:05.780	6
17	43	600	11 Jon CLARK	Triumph - RJC Motor Services	6	14:01.140	1:55.280	12.685	76.23	2:08.069	4
18	7	600	12 Jamie WILSON	Honda - Candy Wheels	6	14:01.405	1:55.545	0.265	76.21	2:08.029	3
19	67	600	13 Tony COE	Yamaha -	6	14:01.756	1:55.896	0.351	76.18	2:07.137	6
20	222	1000	7 Matthew EPPS	Honda -	6	14:12.329	2:06.469	10.573	75.23	2:20.535	6
21	60	600	14 Leon WILSON	Honda - SKD Candy	6	14:18.539	2:12.679	6.210	74.69	2:11.551	3
22	37	600	15 Stuart NASH	Yamaha - Reigate Ductwork Manufacturing Ltd	5	12:09.391	1 Lap	1 Lap	73.26	2:12.343	5
23	84	600	16 James KENWARD	Kawasaki - FG1	5	12:22.466	1 Lap	13.075	71.97	2:14.451	4
24	28	600	17 Carl BARRON	Yamaha -	5	12:23.972	1 Lap	1.506	71.83	2:15.132	5
25	21	600	18 Michael SMITH	Honda -	5	12:46.624	1 Lap	22.652	69.70	2:19.832	3
26	78	600	19 Nicholas JOINT	Honda - Sydnad's Custom Decals	5	12:53.538	1 Lap	6.914	69.08	2:21.082	2
27	14	600	20 Carl BELL	Honda - Transport Compliance UK	5	13:31.197	1 Lap	37.659	65.87	2:27.485	5
28	19	600	21 Mark HART	MV Agusta - MV Agusta Wales / The specialist in tra	4	12:06.878	2 Laps	1 Lap	58.81	2:46.443	3

NOT CLASSIFIED

DNF	137	1000	Alun JOYCE	Honda - The Fitnes Factory	5	10:42.357	1 Lap	0.000	83.19	2:06.548	4
-----	-----	------	------------	----------------------------	---	-----------	-------	-------	-------	----------	---

FASTEST LAP

5	1000	Kyle O'DONOVAN	Yamaha - Meads Construction	2	1:58.697	90.04 mph	144.91 kph
226	600	Adam HARTGROVE	Yamaha -	5	2:02.260	87.42 mph	140.69 kph

Class 1000 - 90% of Race Speed = 79.50 mph

Class 600 - 90% of Race Speed = 72.08 mph

Snetterton 300

Circuit Length = 2.9689 miles

Start: 16:57 Flag 17:09 End: 17:11

Weather / Track : Cloudy / Dry

These results are provisional until the conclusion of any judicial and technical matters.

Clerk Of Course :	Timekeeper :
-------------------	--------------

Results can be found at www.tsl-timing.com

Printed - 17:12 Sunday, 18 September 2016



BMCRC - MRO Championships 2016 - Rnd 9 @ Snetterton 300

BMCRC Rookie 600 & 1000

RACE 16 - LAP CHART

LAP 1 @ 16:59:24.618		
NO	BEHIND	LAP TIME

15		2:04.390
5	0.425	2:04.815
11	4.663	2:09.053
94	5.489	2:09.879
33	7.014	2:11.404
137	8.882	2:13.272
16	14.113	2:18.503
222	20.953	2:25.343
226	1:01.738	3:06.128
17	1:03.137	3:07.527
82	1:03.624	3:08.014
175	1:03.763	3:08.153
53	1:05.472	3:09.862
81	1:05.760	3:10.150
83	1:05.902	3:10.292
149	1:06.176	3:10.566
68	1:08.479	3:12.869
4	1:08.797	3:13.187
7	1:09.983	3:14.373
67	1:10.378	3:14.768
60	1:12.454	3:16.844
37	1:13.544	3:17.934
43	1:14.893	3:19.283
84	1:16.430	3:20.820
28	1:17.222	3:21.612
21	1:19.395	3:23.785
78	1:20.681	3:25.071
14	1:31.281	3:35.671
19	1:40.514	3:44.904

LAP 2 @ 17:01:23.740		
NO	BEHIND	LAP TIME

5		1:58.697
15	0.491	1:59.613
11	6.515	2:00.974
94	8.747	2:02.380
33	14.359	2:06.467
137	17.971	2:08.211
16	28.333	2:13.342
222	43.440	2:21.609
226	1:05.641	2:03.025
17	1:08.708	2:04.693
82	1:09.423	2:04.921
175	1:10.890	2:06.249
149	1:11.605	2:04.551
83	1:13.179	2:06.399
53	1:13.235	2:06.885
81	1:13.832	2:07.194
68	1:17.532	2:08.175
4	1:17.879	2:08.204
7	1:19.035	2:08.174
67	1:20.566	2:09.310
43	1:24.716	2:08.945
60	1:24.984	2:11.652
37	1:27.344	2:12.922
28	1:33.469	2:15.369
84	1:33.986	2:16.678
21	1:40.987	2:20.714
78	1:42.641	2:21.082

LAP 3 @ 17:03:23.396		
NO	BEHIND	LAP TIME

5		1:59.656
14	1 Lap	2:30.588
15	3.473	2:02.638
11	8.340	2:01.481
94	11.964	2:02.873
33	21.816	2:07.113
137	25.656	2:07.341
19	1 Lap	2:47.604
16	42.152	2:13.475
222	1:05.519	2:21.735
226	1:09.001	2:03.016
17	1:13.647	2:04.595
82	1:15.311	2:05.544
149	1:15.953	2:04.004
175	1:16.699	2:05.465
83	1:18.965	2:05.442
53	1:21.082	2:07.503
81	1:21.251	2:07.075
4	1:24.717	2:06.494
68	1:25.216	2:07.340
7	1:27.408	2:08.029
67	1:31.511	2:10.601
43	1:33.645	2:08.585
60	1:36.879	2:11.551
37	1:41.111	2:13.423
84	1:49.705	2:15.375
28	1:50.073	2:16.260

LAP 4 @ 17:05:23.948		
NO	BEHIND	LAP TIME

5		2:00.552
21	1 Lap	2:19.832
15	3.918	2:00.997
78	1 Lap	2:22.786
11	8.375	2:00.587
94	14.376	2:02.964
33	28.702	2:07.438
137	31.652	2:06.548
14	1 Lap	2:29.258
16	54.871	2:13.271
226	1:11.570	2:03.121
19	1 Lap	2:46.443
17	1:18.645	2:05.550
149	1:19.680	2:04.279
82	1:20.213	2:05.454
175	1:22.849	2:06.702
83	1:23.258	2:04.845
222	1:25.781	2:20.814
53	1:26.746	2:06.216
81	1:28.464	2:07.765
68	1:31.843	2:07.179
4	1:31.877	2:07.712
7	1:35.801	2:08.945
67	1:40.756	2:09.797
43	1:41.162	2:08.069
60	1:48.377	2:12.050
37	1:53.328	2:12.769

LAP 5 @ 17:07:25.066		
NO	BEHIND	LAP TIME

5		2:01.118
---	--	----------

84	1 Lap	2:14.451
15	3.675	2:00.875
28	1 Lap	2:15.599
11	8.464	2:01.207
94	17.201	2:03.943
21	1 Lap	2:20.364
78	1 Lap	2:22.697
33	33.753	2:06.169
137	37.519	2:06.985
14	1 Lap	2:28.195
16	1:06.444	2:12.691
226	1:12.712	2:02.260
149	1:22.460	2:03.898
17	1:22.855	2:05.328
82	1:23.302	2:04.207
175	1:27.336	2:05.605
83	1:27.365	2:05.225
53	1:31.945	2:06.317
81	1:34.639	2:07.293
68	1:37.837	2:07.112
4	1:38.308	2:07.549
7	1:45.621	2:10.938
222	1:46.956	2:22.293
43	1:48.139	2:08.095
67	1:49.781	2:10.143
60	2:00.917	2:13.658

LAP 6 @ 17:09:26.088		
NO	BEHIND	LAP TIME

5		2:01.022
19	2 Laps	2:47.927
37	1 Lap	2:12.343
15	5.582	2:02.929
11	6.511	1:59.069
84	1 Lap	2:15.142
28	1 Lap	2:15.132
94	20.705	2:04.526
33	40.189	2:07.458
21	1 Lap	2:21.929
78	1 Lap	2:21.902
226	1:14.784	2:03.094
16	1:18.254	2:12.832
14	1 Lap	2:27.485
149	1:25.486	2:04.048
17	1:25.599	2:03.766
82	1:25.786	2:03.506
83	1:30.028	2:03.685
175	1:31.382	2:05.068
53	1:38.357	2:07.434
81	1:41.191	2:07.574
4	1:41.991	2:04.705
68	1:42.595	2:05.780
43	1:55.280	2:08.163
7	1:55.545	2:10.946
67	1:55.896	2:07.137
222	2:06.469	2:20.535
60	2:12.679	2:12.784

Weather / Track : Cloudy / Dry

Results can be found at www.tsl-timing.com

Snetterton 300
Circuit Length = 2.9689 miles
Start: 16:57 Flag 17:09 End: 17:11

Printed - 17:13 Sunday, 18 September 2016

BMCRC - MRO Championships 2016 - Rnd 9 @ Snetterton 300

BMCRC Rookie 600 & 1000

RACE 16 - SECTOR ANALYSIS

SECTOR 1 = FL to I1, SECTOR 2 = I1 to FL, DIFF = Difference To Personal Best Lap

P1 5 1000 Kyle O'DONOVAN		Yamaha - Meads Construction				
IDEAL LAP TIME : 1:58.353		BEST LAP TIME : 1:58.697		DIFFERENCE : 0.344		
LAP	SECTOR 1	SECTOR 2	LAP TIME	MPH	DIFF	TIME OF DAY
1 -		39.590	2:04.815	85.63	6.118	16:59:25.043
2 -	1:18.763	39.934	1:58.697 (1)	90.04		17:01:23.740
3 -	1:19.279	40.377	1:59.656 (2)	89.32	0.959	17:03:23.396
4 -	1:19.464	41.088	2:00.552 (3)	88.65	1.855	17:05:23.948
5 -	1:19.679	41.439	2:01.118	88.24	2.421	17:07:25.066
6 -	1:19.844	41.178	2:01.022	88.31	2.325	17:09:26.088

P2 15 1000 Mariusz SIEMIENIUK-JUZWIUK		Honda - BELMONT AUTO SERVICE				
IDEAL LAP TIME : 1:58.873		BEST LAP TIME : 1:59.613		DIFFERENCE : 0.740		
LAP	SECTOR 1	SECTOR 2	LAP TIME	MPH	DIFF	TIME OF DAY
1 -		39.615	2:04.390	85.92	4.777	16:59:24.618
2 -	1:19.258	40.355	1:59.613 (1)	89.35		17:01:24.231
3 -	1:22.161	40.477	2:02.638	87.15	3.025	17:03:26.869
4 -	1:20.138	40.859	2:00.997 (3)	88.33	1.384	17:05:27.866
5 -	1:20.663	40.212	2:00.875 (2)	88.42	1.262	17:07:28.741
6 -	1:22.439	40.490	2:02.929	86.94	3.316	17:09:31.670

P3 11 1000 Mick WHALLEY		Yamaha - Fresh Fruit Ltd				
IDEAL LAP TIME : 1:59.069		BEST LAP TIME : 1:59.069		DIFFERENCE : 0.000		
LAP	SECTOR 1	SECTOR 2	LAP TIME	MPH	DIFF	TIME OF DAY
1 -		40.468	2:09.053	82.81	9.984	16:59:29.281
2 -	1:20.264	40.710	2:00.974 (3)	88.35	1.905	17:01:30.255
3 -	1:20.976	40.505	2:01.481	87.98	2.412	17:03:31.736
4 -	1:20.262	40.325	2:00.587 (2)	88.63	1.518	17:05:32.323
5 -	1:20.953	40.254	2:01.207	88.18	2.138	17:07:33.530
6 -	1:19.518	39.551	1:59.069 (1)	89.76		17:09:32.599

P4 94 1000 Justin BONE		Kawasaki - APARK & HOOBS ROOFING				
IDEAL LAP TIME : 2:02.294		BEST LAP TIME : 2:02.380		DIFFERENCE : 0.086		
LAP	SECTOR 1	SECTOR 2	LAP TIME	MPH	DIFF	TIME OF DAY
1 -		41.049	2:09.879	82.29	7.499	16:59:30.107
2 -	1:21.612	40.768	2:02.380 (1)	87.33		17:01:32.487
3 -	1:22.191	40.682	2:02.873 (2)	86.98	0.493	17:03:35.360
4 -	1:22.248	40.716	2:02.964 (3)	86.92	0.584	17:05:38.324
5 -	1:22.242	41.701	2:03.943	86.23	1.563	17:07:42.267
6 -	1:21.808	42.718	2:04.526	85.83	2.146	17:09:46.793

P5 33 1000 Rafal GRZEDA		BMW -				
IDEAL LAP TIME : 2:06.169		BEST LAP TIME : 2:06.169		DIFFERENCE : 0.000		
LAP	SECTOR 1	SECTOR 2	LAP TIME	MPH	DIFF	TIME OF DAY
1 -		42.032	2:11.404	81.33	5.235	16:59:31.632
2 -	1:24.539	41.928	2:06.467 (2)	84.51	0.298	17:01:38.099
3 -	1:24.648	42.465	2:07.113 (3)	84.08	0.944	17:03:45.212
4 -	1:24.379	43.059	2:07.438	83.86	1.269	17:05:52.650
5 -	1:24.260	41.909	2:06.169 (1)	84.71		17:07:58.819
6 -	1:24.370	43.088	2:07.458	83.85	1.289	17:10:06.277

P6 226 600 Adam HARTGROVE		Yamaha -				
IDEAL LAP TIME : 2:02.260		BEST LAP TIME : 2:02.260		DIFFERENCE : 0.000		
LAP	SECTOR 1	SECTOR 2	LAP TIME	MPH	DIFF	TIME OF DAY
1 -		41.771	3:06.128	57.42	1:03.868	17:00:26.356
2 -	1:21.938	41.087	2:03.025 (3)	86.87	0.765	17:02:29.381
3 -	1:21.608	41.408	2:03.016 (2)	86.88	0.756	17:04:32.397
4 -	1:22.158	40.963	2:03.121	86.80	0.861	17:06:35.518
5 -	1:21.389	40.871	2:02.260 (1)	87.42		17:08:37.778

Weather / Track : Cloudy / Dry

Snetterton 300
Circuit Length = 2.9689 miles
Start: 16:57 Flag 17:09 End: 17:11

BMCRC - MRO Championships 2016 - Rnd 9 @ Snetterton 300

BMCRC Rookie 600 & 1000

RACE 16 - SECTOR ANALYSIS

SECTOR 1 = FL to I1, SECTOR 2 = I1 to FL, DIFF = Difference To Personal Best Lap

6 - 1:21.760 41.334 2:03.094 86.82 0.834 17:10:40.872

P7 16 1000 Paul CROWSON		Suzuki -				
IDEAL LAP TIME : 2:12.076		BEST LAP TIME : 2:12.691		DIFFERENCE : 0.615		
LAP	SECTOR 1	SECTOR 2	LAP TIME	MPH	DIFF	TIME OF DAY
1 -		44.471	2:18.503	77.16	5.812	16:59:38.731
2 -	1:27.605	45.737	2:13.342	80.15	0.651	17:01:52.073
3 -	1:28.534	44.941	2:13.475	80.07	0.784	17:04:05.548
4 -	1:28.326	44.945	2:13.271 (3)	80.19	0.580	17:06:18.819
5 -	1:27.927	44.764	2:12.691 (1)	80.54		17:08:31.510
6 -	1:28.102	44.730	2:12.832 (2)	80.46	0.141	17:10:44.342

P8 149 600 Callum HAMMETT		Yamaha -				
IDEAL LAP TIME : 2:03.347		BEST LAP TIME : 2:03.898		DIFFERENCE : 0.551		
LAP	SECTOR 1	SECTOR 2	LAP TIME	MPH	DIFF	TIME OF DAY
1 -		41.915	3:10.566	56.08	1:06.668	17:00:30.794
2 -	1:23.543	41.008	2:04.551	85.81	0.653	17:02:35.345
3 -	1:22.385	41.619	2:04.004 (2)	86.19	0.106	17:04:39.349
4 -	1:22.593	41.686	2:04.279	86.00	0.381	17:06:43.628
5 -	1:22.418	41.480	2:03.898 (1)	86.26		17:08:47.526
6 -	1:22.339	41.709	2:04.048 (3)	86.16	0.150	17:10:51.574

P9 17 600 Philip BAKER		Triumph - Martello Building Consultancy				
IDEAL LAP TIME : 2:03.766		BEST LAP TIME : 2:03.766		DIFFERENCE : 0.000		
LAP	SECTOR 1	SECTOR 2	LAP TIME	MPH	DIFF	TIME OF DAY
1 -		42.393	3:07.527	56.99	1:03.761	17:00:27.755
2 -	1:22.934	41.759	2:04.693 (3)	85.71	0.927	17:02:32.448
3 -	1:23.118	41.477	2:04.595 (2)	85.78	0.829	17:04:37.043
4 -	1:23.977	41.573	2:05.550	85.13	1.784	17:06:42.593
5 -	1:23.695	41.633	2:05.328	85.28	1.562	17:08:47.921
6 -	1:22.638	41.128	2:03.766 (1)	86.35		17:10:51.687

P10 82 600 Andrew SMITH		Suzuki - 5 Club Racing				
IDEAL LAP TIME : 2:03.506		BEST LAP TIME : 2:03.506		DIFFERENCE : 0.000		
LAP	SECTOR 1	SECTOR 2	LAP TIME	MPH	DIFF	TIME OF DAY
1 -		42.442	3:08.014	56.84	1:04.508	17:00:28.242
2 -	1:22.967	41.954	2:04.921 (3)	85.55	1.415	17:02:33.163
3 -	1:23.514	42.030	2:05.544	85.13	2.038	17:04:38.707
4 -	1:23.711	41.743	2:05.454	85.19	1.948	17:06:44.161
5 -	1:22.452	41.755	2:04.207 (2)	86.05	0.701	17:08:48.368
6 -	1:22.291	41.215	2:03.506 (1)	86.53		17:10:51.874

P11 83 600 Peter CUNNINGHAM		Triumph -				
IDEAL LAP TIME : 2:03.685		BEST LAP TIME : 2:03.685		DIFFERENCE : 0.000		
LAP	SECTOR 1	SECTOR 2	LAP TIME	MPH	DIFF	TIME OF DAY
1 -		42.463	3:10.292	56.16	1:06.607	17:00:30.520
2 -	1:24.195	42.204	2:06.399	84.55	2.714	17:02:36.919
3 -	1:23.078	42.364	2:05.442	85.20	1.757	17:04:42.361
4 -	1:23.191	41.654	2:04.845 (2)	85.61	1.160	17:06:47.206
5 -	1:23.597	41.628	2:05.225 (3)	85.35	1.540	17:08:52.431
6 -	1:22.827	40.858	2:03.685 (1)	86.41		17:10:56.116

P12 175 600 Richard TYRER		Suzuki -				
IDEAL LAP TIME : 2:04.854		BEST LAP TIME : 2:05.068		DIFFERENCE : 0.214		
LAP	SECTOR 1	SECTOR 2	LAP TIME	MPH	DIFF	TIME OF DAY
1 -		42.155	3:08.153	56.80	1:03.085	17:00:28.381
2 -	1:24.439	41.810	2:06.249	84.65	1.181	17:02:34.630
3 -	1:23.584	41.881	2:05.465 (2)	85.18	0.397	17:04:40.095

Weather / Track : Cloudy / Dry

Snetterton 300
Circuit Length = 2.9689 miles
Start: 16:57 Flag 17:09 End: 17:11

BMCRC - MRO Championships 2016 - Rnd 9 @ Snetterton 300

BMCRC Rookie 600 & 1000

RACE 16 - SECTOR ANALYSIS

SECTOR 1 = FL to I1, SECTOR 2 = I1 to FL, DIFF = Difference To Personal Best Lap

4 -	1:23.755	42.947	2:06.702	84.35	1.634	17:06:46.797
5 -	1:23.806	41.799	2:05.605 (3)	85.09	0.537	17:08:52.402
6 -	1:23.055	42.013	2:05.068 (1)	85.45		17:10:57.470

P13	53	600	Jason SIGGS	Triumph - J Siggs Construction		
IDEAL LAP TIME : 2:05.682		BEST LAP TIME : 2:06.216		DIFFERENCE : 0.534		
LAP	SECTOR 1	SECTOR 2	LAP TIME	MPH	DIFF	TIME OF DAY
1 -		42.103	3:09.862	56.29	1:03.646	17:00:30.090
2 -	1:24.216	42.669	2:06.885 (3)	84.23	0.669	17:02:36.975
3 -	1:25.512	41.991	2:07.503	83.82	1.287	17:04:44.478
4 -	1:24.314	41.902	2:06.216 (1)	84.68		17:06:50.694
5 -	1:24.851	41.466	2:06.317 (2)	84.61	0.101	17:08:57.011
6 -	1:24.820	42.614	2:07.434	83.87	1.218	17:11:04.445

P14	81	600	Liam DUFFETT	Honda -		
IDEAL LAP TIME : 2:06.337		BEST LAP TIME : 2:07.075		DIFFERENCE : 0.738		
LAP	SECTOR 1	SECTOR 2	LAP TIME	MPH	DIFF	TIME OF DAY
1 -		42.369	3:10.150	56.20	1:03.075	17:00:30.378
2 -	1:24.446	42.748	2:07.194 (2)	84.02	0.119	17:02:37.572
3 -	1:24.859	42.216	2:07.075 (1)	84.10		17:04:44.647
4 -	1:24.121	43.644	2:07.765	83.65	0.690	17:06:52.412
5 -	1:24.666	42.627	2:07.293 (3)	83.96	0.218	17:08:59.705
6 -	1:24.830	42.744	2:07.574	83.77	0.499	17:11:07.279

P15	4	600	Nigel DAVIES	Yamaha -		
IDEAL LAP TIME : 2:04.705		BEST LAP TIME : 2:04.705		DIFFERENCE : 0.000		
LAP	SECTOR 1	SECTOR 2	LAP TIME	MPH	DIFF	TIME OF DAY
1 -		42.940	3:13.187	55.32	1:08.482	17:00:33.415
2 -	1:25.317	42.887	2:08.204	83.36	3.499	17:02:41.619
3 -	1:24.489	42.005	2:06.494 (2)	84.49	1.789	17:04:48.113
4 -	1:25.323	42.389	2:07.712	83.68	3.007	17:06:55.825
5 -	1:25.470	42.079	2:07.549 (3)	83.79	2.844	17:09:03.374
6 -	1:23.459	41.246	2:04.705 (1)	85.70		17:11:08.079

P16	68	600	Luke TURNER	Kawasaki -		
IDEAL LAP TIME : 2:05.780		BEST LAP TIME : 2:05.780		DIFFERENCE : 0.000		
LAP	SECTOR 1	SECTOR 2	LAP TIME	MPH	DIFF	TIME OF DAY
1 -		43.204	3:12.869	55.41	1:07.089	17:00:33.097
2 -	1:25.654	42.521	2:08.175	83.38	2.395	17:02:41.272
3 -	1:25.032	42.308	2:07.340	83.93	1.560	17:04:48.612
4 -	1:25.201	41.978	2:07.179 (3)	84.03	1.399	17:06:55.791
5 -	1:25.154	41.958	2:07.112 (2)	84.08	1.332	17:09:02.903
6 -	1:23.868	41.912	2:05.780 (1)	84.97		17:11:08.683

P17	43	600	Jon CLARK	Triumph - RJC Motor Services		
IDEAL LAP TIME : 2:07.990		BEST LAP TIME : 2:08.069		DIFFERENCE : 0.079		
LAP	SECTOR 1	SECTOR 2	LAP TIME	MPH	DIFF	TIME OF DAY
1 -		50.601	3:19.283	53.63	1:11.214	17:00:39.511
2 -	1:25.802	43.143	2:08.945	82.88	0.876	17:02:48.456
3 -	1:25.288	43.297	2:08.585	83.12	0.516	17:04:57.041
4 -	1:25.290	42.779	2:08.069 (1)	83.45		17:07:05.110
5 -	1:25.211	42.884	2:08.095 (2)	83.43	0.026	17:09:13.205
6 -	1:25.219	42.944	2:08.163 (3)	83.39	0.094	17:11:21.368

P18	7	600	Jamie WILSON	Honda - Candy Wheels		
IDEAL LAP TIME : 2:08.029		BEST LAP TIME : 2:08.029		DIFFERENCE : 0.000		
LAP	SECTOR 1	SECTOR 2	LAP TIME	MPH	DIFF	TIME OF DAY
1 -		43.738	3:14.373	54.98	1:06.344	17:00:34.601

Weather / Track : Cloudy / Dry

Snetterton 300
Circuit Length = 2.9689 miles
Start: 16:57 Flag 17:09 End: 17:11

BMCRC - MRO Championships 2016 - Rnd 9 @ Snetterton 300

BMCRC Rookie 600 & 1000

RACE 16 - SECTOR ANALYSIS

SECTOR 1 = FL to I1, SECTOR 2 = I1 to FL, DIFF = Difference To Personal Best Lap

2 -	1:25.042	43.132	2:08.174 (2)	83.38	0.145	17:02:42.775
3 -	1:24.926	43.103	2:08.029 (1)	83.48		17:04:50.804
4 -	1:25.238	43.707	2:08.945 (3)	82.88	0.916	17:06:59.749
5 -	1:25.922	45.016	2:10.938	81.62	2.909	17:09:10.687
6 -	1:26.430	44.516	2:10.946	81.62	2.917	17:11:21.633

P19 67 600 Tony COE			Yamaha -			
IDEAL LAP TIME : 2:07.137		BEST LAP TIME : 2:07.137		DIFFERENCE : 0.000		
LAP	SECTOR 1	SECTOR 2	LAP TIME	MPH	DIFF	TIME OF DAY
1 -		43.645	3:14.768	54.87	1:07.631	17:00:34.996
2 -	1:25.693	43.617	2:09.310 (2)	82.65	2.173	17:02:44.306
3 -	1:26.647	43.954	2:10.601	81.83	3.464	17:04:54.907
4 -	1:26.591	43.206	2:09.797 (3)	82.34	2.660	17:07:04.704
5 -	1:25.910	44.233	2:10.143	82.12	3.006	17:09:14.847
6 -	1:24.661	42.476	2:07.137 (1)	84.06		17:11:21.984

P20 222 1000 Matthew EPPS			Honda -			
IDEAL LAP TIME : 2:20.528		BEST LAP TIME : 2:20.535		DIFFERENCE : 0.007		
LAP	SECTOR 1	SECTOR 2	LAP TIME	MPH	DIFF	TIME OF DAY
1 -		47.717	2:25.343	73.53	4.808	16:59:45.571
2 -	1:33.797	47.812	2:21.609 (3)	75.47	1.074	17:02:07.180
3 -	1:34.388	47.347	2:21.735	75.40	1.200	17:04:28.915
4 -	1:33.504	47.310	2:20.814 (2)	75.90	0.279	17:06:49.729
5 -	1:34.526	47.767	2:22.293	75.11	1.758	17:09:12.022
6 -	1:33.218	47.317	2:20.535 (1)	76.05		17:11:32.557

P21 60 600 Leon WILSON			Honda - SKD Candy			
IDEAL LAP TIME : 2:11.349		BEST LAP TIME : 2:11.551		DIFFERENCE : 0.202		
LAP	SECTOR 1	SECTOR 2	LAP TIME	MPH	DIFF	TIME OF DAY
1 -		44.339	3:16.844	54.29	1:05.293	17:00:37.072
2 -	1:27.260	44.392	2:11.652 (2)	81.18	0.101	17:02:48.724
3 -	1:27.462	44.089	2:11.551 (1)	81.24		17:05:00.275
4 -	1:27.533	44.517	2:12.050 (3)	80.93	0.499	17:07:12.325
5 -	1:27.878	45.780	2:13.658	79.96	2.107	17:09:25.983
6 -	1:27.901	44.883	2:12.784	80.49	1.233	17:11:38.767

P22 37 600 Stuart NASH			Yamaha - Reigate Ductwork Manufacturing Ltd			
IDEAL LAP TIME : 2:12.343		BEST LAP TIME : 2:12.343		DIFFERENCE : 0.000		
LAP	SECTOR 1	SECTOR 2	LAP TIME	MPH	DIFF	TIME OF DAY
1 -		45.150	3:17.934	53.99	1:05.591	17:00:38.162
2 -	1:28.214	44.708	2:12.922 (3)	80.40	0.579	17:02:51.084
3 -	1:28.559	44.864	2:13.423	80.10	1.080	17:05:04.507
4 -	1:28.014	44.755	2:12.769 (2)	80.50	0.426	17:07:17.276
5 -	1:27.977	44.366	2:12.343 (1)	80.76		17:09:29.619

P23 84 600 James KENWARD			Kawasaki - FG1			
IDEAL LAP TIME : 2:14.451		BEST LAP TIME : 2:14.451		DIFFERENCE : 0.000		
LAP	SECTOR 1	SECTOR 2	LAP TIME	MPH	DIFF	TIME OF DAY
1 -		46.234	3:20.820	53.22	1:06.369	17:00:41.048
2 -	1:30.473	46.205	2:16.678	78.19	2.227	17:02:57.726
3 -	1:29.265	46.110	2:15.375 (3)	78.95	0.924	17:05:13.101
4 -	1:29.232	45.219	2:14.451 (1)	79.49		17:07:27.552
5 -	1:29.279	45.863	2:15.142 (2)	79.08	0.691	17:09:42.694

P24 28 600 Carl BARRON			Yamaha -			
IDEAL LAP TIME : 2:15.131		BEST LAP TIME : 2:15.132		DIFFERENCE : 0.001		
LAP	SECTOR 1	SECTOR 2	LAP TIME	MPH	DIFF	TIME OF DAY
1 -		46.541	3:21.612	53.01	1:06.480	17:00:41.840

Weather / Track : Cloudy / Dry

Snetterton 300
Circuit Length = 2.9689 miles
Start: 16:57 Flag 17:09 End: 17:11

BMCRC - MRO Championships 2016 - Rnd 9 @ Snetterton 300

BMCRC Rookie 600 & 1000

RACE 16 - SECTOR ANALYSIS

SECTOR 1 = FL to I1, SECTOR 2 = I1 to FL, DIFF = Difference To Personal Best Lap

2 -	1:29.361	46.008	2:15.369 (2)	78.95	0.237	17:02:57.209
3 -	1:29.796	46.464	2:16.260	78.43	1.128	17:05:13.469
4 -	1:29.317	46.282	2:15.599 (3)	78.82	0.467	17:07:29.068
5 -	1:29.318	45.814	2:15.132 (1)	79.09		17:09:44.200

P25 21 600 Michael SMITH			Honda -			
IDEAL LAP TIME : 2:19.799		BEST LAP TIME : 2:19.832		DIFFERENCE : 0.033		
LAP	SECTOR 1	SECTOR 2	LAP TIME	MPH	DIFF	TIME OF DAY
1 -		47.957	3:23.785	52.44	1:03.953	17:00:44.013
2 -	1:33.075	47.639	2:20.714 (3)	75.95	0.882	17:03:04.727
3 -	1:32.160	47.672	2:19.832 (1)	76.43		17:05:24.559
4 -	1:32.343	48.021	2:20.364 (2)	76.14	0.532	17:07:44.923
5 -	1:33.770	48.159	2:21.929	75.30	2.097	17:10:06.852

P26 78 600 Nicholas JOINT			Honda - Sydnad's Custom Decals			
IDEAL LAP TIME : 2:21.082		BEST LAP TIME : 2:21.082		DIFFERENCE : 0.000		
LAP	SECTOR 1	SECTOR 2	LAP TIME	MPH	DIFF	TIME OF DAY
1 -		47.207	3:25.071	52.11	1:03.989	17:00:45.299
2 -	1:33.925	47.157	2:21.082 (1)	75.75		17:03:06.381
3 -	1:35.143	47.643	2:22.786	74.85	1.704	17:05:29.167
4 -	1:35.066	47.631	2:22.697 (3)	74.90	1.615	17:07:51.864
5 -	1:34.246	47.656	2:21.902 (2)	75.32	0.820	17:10:13.766

P27 14 600 Carl BELL			Honda - Transport Compliance UK			
IDEAL LAP TIME : 2:27.485		BEST LAP TIME : 2:27.485		DIFFERENCE : 0.000		
LAP	SECTOR 1	SECTOR 2	LAP TIME	MPH	DIFF	TIME OF DAY
1 -		51.950	3:35.671	49.55	1:08.186	17:00:55.899
2 -	1:39.417	51.171	2:30.588	70.97	3.103	17:03:26.487
3 -	1:38.021	51.237	2:29.258 (3)	71.60	1.773	17:05:55.745
4 -	1:37.099	51.096	2:28.195 (2)	72.12	0.710	17:08:23.940
5 -	1:36.926	50.559	2:27.485 (1)	72.46		17:10:51.425

P28 19 600 Mark HART			MV Agusta - MV Agusta Wales / The specialist in traditional sasl			
IDEAL LAP TIME : 2:45.969		BEST LAP TIME : 2:46.443		DIFFERENCE : 0.474		
LAP	SECTOR 1	SECTOR 2	LAP TIME	MPH	DIFF	TIME OF DAY
1 -		55.609	3:44.904	47.52	58.461	17:01:05.132
2 -	1:50.752	56.852	2:47.604 (2)	63.76	1.161	17:03:52.736
3 -	1:50.427	56.016	2:46.443 (1)	64.21		17:06:39.179
4 -	1:50.360	57.567	2:47.927 (3)	63.64	1.484	17:09:27.106

P29 137 1000 Alun JOYCE			Honda - The Fitness Factory			
IDEAL LAP TIME : 2:06.191		BEST LAP TIME : 2:06.548		DIFFERENCE : 0.357		
LAP	SECTOR 1	SECTOR 2	LAP TIME	MPH	DIFF	TIME OF DAY
1 -		42.866	2:13.272	80.19	6.724	16:59:33.500
2 -	1:25.350	42.861	2:08.211	83.36	1.663	17:01:41.711
3 -	1:24.542	42.799	2:07.341 (3)	83.93	0.793	17:03:49.052
4 -	1:24.206	42.342	2:06.548 (1)	84.45		17:05:55.600
5 -	1:25.000	41.985	2:06.985 (2)	84.16	0.437	17:08:02.585

Weather / Track : Cloudy / Dry

Snetterton 300
Circuit Length = 2.9689 miles
Start: 16:57 Flag 17:09 End: 17:11

BMCRC - MRO Championships 2016 - Rnd 9 @ Snetterton 300

BMCRC Rookie 600 & 1000

RACE 16 - BEST SECTORS

SECTOR 1			SECTOR 2			IDEAL / BEST COMPARISON						
POS	NO	NAME	TIME	NO	NAME	TIME	POS	NO	NAME	IDEAL	BEST	DIFF
									PERFECT LAP	1:58.314		
1	5	O'DONOVAN	1:18.763	11	WHALLEY	39.551	1	5	O'DONOVAN	1:58.353	1:58.697	0.344
2	15	SIEMIENIUK-JUZWIUK	1:19.258	5	O'DONOVAN	39.590	2	15	SIEMIENIUK-JUZWIUK	1:58.873	1:59.613	0.740
3	11	WHALLEY	1:19.518	15	SIEMIENIUK-JUZWIUK	39.615	3	11	WHALLEY	1:59.069	1:59.069	0.000
4	226	HARTGROVE	1:21.389	94	BONE	40.682	4	226	HARTGROVE	2:02.260	2:02.260	0.000
5	94	BONE	1:21.612	83	CUNNINGHAM	40.858	5	94	BONE	2:02.294	2:02.380	0.086
6	82	SMITH	1:22.291	226	HARTGROVE	40.871	6	149	HAMMETT	2:03.347	2:03.898	0.551
7	149	HAMMETT	1:22.339	149	HAMMETT	41.008	7	82	SMITH	2:03.506	2:03.506	0.000
8	17	BAKER	1:22.638	17	BAKER	41.128	8	83	CUNNINGHAM	2:03.685	2:03.685	0.000
9	83	CUNNINGHAM	1:22.827	82	SMITH	41.215	9	17	BAKER	2:03.766	2:03.766	0.000
10	175	TYRER	1:23.055	4	DAVIES	41.246	10	4	DAVIES	2:04.705	2:04.705	0.000
11	4	DAVIES	1:23.459	53	SIGGS	41.466	11	175	TYRER	2:04.854	2:05.068	0.214
12	68	TURNER	1:23.868	175	TYRER	41.799	12	53	SIGGS	2:05.682	2:06.216	0.534
13	81	DUFFETT	1:24.121	33	GRZEDA	41.909	13	68	TURNER	2:05.780	2:05.780	0.000
14	137	JOYCE	1:24.206	68	TURNER	41.912	14	33	GRZEDA	2:06.169	2:06.169	0.000
15	53	SIGGS	1:24.216	137	JOYCE	41.985	15	137	JOYCE	2:06.191	2:06.548	0.357
16	33	GRZEDA	1:24.260	81	DUFFETT	42.216	16	81	DUFFETT	2:06.337	2:07.075	0.738
17	67	COE	1:24.661	67	COE	42.476	17	67	COE	2:07.137	2:07.137	0.000
18	7	WILSON	1:24.926	43	CLARK	42.779	18	43	CLARK	2:07.990	2:08.069	0.079
19	43	CLARK	1:25.211	7	WILSON	43.103	19	7	WILSON	2:08.029	2:08.029	0.000
20	60	WILSON	1:27.260	60	WILSON	44.089	20	60	WILSON	2:11.349	2:11.551	0.202
21	16	CROWSON	1:27.605	37	NASH	44.366	21	16	CROWSON	2:12.076	2:12.691	0.615
22	37	NASH	1:27.977	16	CROWSON	44.471	22	37	NASH	2:12.343	2:12.343	0.000
23	84	KENWARD	1:29.232	84	KENWARD	45.219	23	84	KENWARD	2:14.451	2:14.451	0.000
24	28	BARRON	1:29.317	28	BARRON	45.814	24	28	BARRON	2:15.131	2:15.132	0.001
25	21	SMITH	1:32.160	78	JOINT	47.157	25	21	SMITH	2:19.799	2:19.832	0.033
26	222	EPPS	1:33.218	222	EPPS	47.310	26	222	EPPS	2:20.528	2:20.535	0.007
27	78	JOINT	1:33.925	21	SMITH	47.639	27	78	JOINT	2:21.082	2:21.082	0.000
28	14	BELL	1:36.926	14	BELL	50.559	28	14	BELL	2:27.485	2:27.485	0.000
29	19	HART	1:50.360	19	HART	55.609	29	19	HART	2:45.969	2:46.443	0.474

Weather / Track : Cloudy / Dry

Results can be found at www.tsl-timing.com

Snetterton 300

Circuit Length = 2.9689 miles

Start: 16:57 Flag 17:09 End: 17:11

Printed - 17:12 Sunday, 18 September 2016



BMCRC F1 & F2 Sidecars

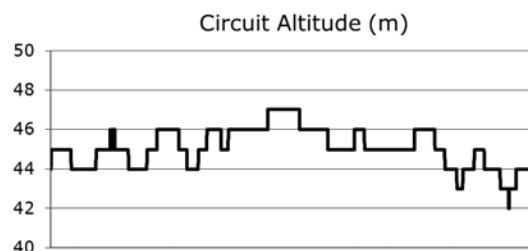
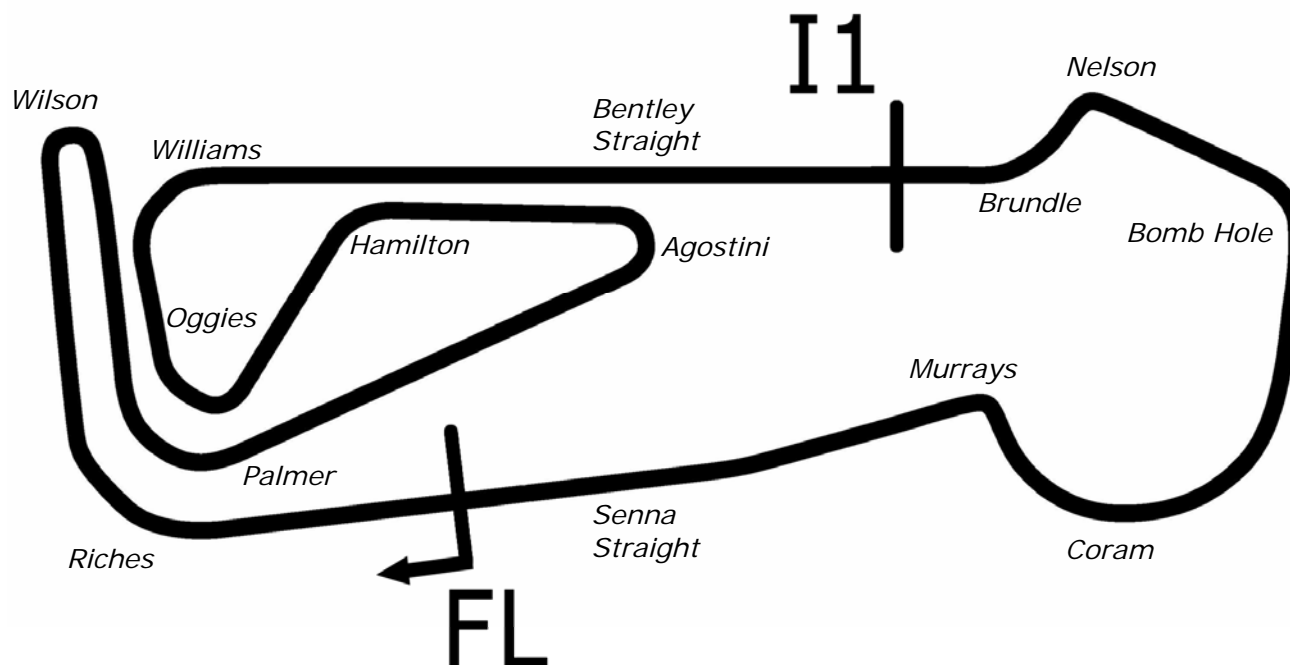
Snetterton 300

17th & 18th September 2016



Results Provided by Timing Solutions Ltd
www.tsl-timing.com

Snetterton 300



Length	2.9689 miles	4778.0 m	
FL		52.46340 N	0.94476 E
I1	3198m	52.46617 N	0.94964 E
Pit Entry	4572m	52.46364 N	0.94774 E
Pit Exit	40m after FL	52.46338 N	0.94420 E
Pit Entry–Pit Exit 246m, 14.7s @60kph, 11.0s @80kph			

All results available at www.tsl-timing.com

BMCRC - MRO Championships 2016 - Rnd 9 @ Snetterton 300

RKB/BMCRC F1 & F2 Sidecars

QUALIFYING - CLASSIFICATION

POS	NO	CL	PIC NAME	ENTRY	TIME	ON	LAPS	GAP	DIFF	MPH
1	11	F2	1 GILBERT / MORGAN	Shelbourne Yamaha -	2:33.114	3	5			69.80
2	188	F2	2 M & R VANNIEUWENHUYSE	Shelbourne Honda - Norton Owners club Flanders Branc	2:36.306	2	5	3.192	3.192	68.37
3	3	F1	1 JAMES / TRITTON	LCR Kawasaki - Difuria Contractors	2:37.854	5	5	4.740	1.548	67.70
4	8	F2	3 ILARIA / PAYNE	Windle Suzuki - Powerhouse	2:38.155	2	5	5.041	0.301	67.57
5	88	F2	4 LONGMORE / LONGMORE	DMR Honda -	2:39.631	4	5	6.517	1.476	66.95
6	118	F1	2 BICKNELL / HAYNES	LCR Kawasaki -	2:40.498	4	5	7.384	0.867	66.59
7	92	F1	3 HILDIGE / HILDIGE	LCR Suzuki -	2:44.942	5	5	11.828	4.444	64.79
8	18	F2	5 BLACKWOOD / BLACKWOOD	Shelbourne Suzuki -	2:46.310	4	4	13.196	1.368	64.26
9	20	F2	6 TAYLOR / FIELD	Ireson Honda - SystemsAv	2:46.390	4	5	13.276	0.080	64.23
10	10	F1	4 WEBB / MORGAN	LCR Suzuki -	2:46.751	3	5	13.637	0.361	64.09
11	37	F2	7 MORPHET / HALLIBURTON	LCR Suzuki -	2:47.419	3	5	14.305	0.668	63.84
12	17	F2	8 SCHOFIELD / LOWTHER	Windle Suzuki - Witch eLiquid	2:49.485	3	5	16.371	2.066	63.06
13	114	F1	5 SMITH / ANDERSON	LCR Suzuki -	2:49.669	3	3	16.555	0.184	62.99
14	155	F2	9 STANTON / STANTON	LCR Suzuki - Interfuse Ltd	2:51.939	3	5	18.825	2.270	62.16
15	75	F1	6 CLARKE / CLARKE	Jacobs Kawasaki -	2:54.140	3	4	21.026	2.201	61.37
16	964	F2	10 ANDERSON / GRAVEL	Molyneux Honda - Mark Kaye of Durham	2:58.204	1	1	25.090	4.064	59.97
17	136	F1	7 EDWARDS / EDWARDS	REA Yamaha - ECONOMY HEATING SERVICES	2:58.395	4	4	25.281	0.191	59.91
18	32	F2	11 LUMLEY / WHITNALL	Lumley LUM007 -	2:58.697	1	2	25.583	0.302	59.81
19	67	F1	8 PETTMAN / JEFFREY	Windle Suzuki - MJP racing	3:00.763	3	4	27.649	2.066	59.12
20	920	F2	12 CHADWICK / LANE	GLR Honda -	3:05.509	2	2	32.395	4.746	57.61
21	55	F1	9 HIRST / SCHOFIELD	LCR Suzuki - Leeds Parcel Company	3:07.171	2	2	34.057	1.662	57.10
22	113	F1	10 RESTALL / PITT	RCN Yamaha - RCN Engineering	3:17.852	1	2	44.738	10.681	54.02
23	19	F1	11 MacBRIDE / WILKINSON	DDR Suzuki -	3:25.746	3	4	52.632	7.894	51.94

Weather / Track : Cloudy / Wet

These results are provisional until the conclusion of any judicial and technical matters.

Snetterton 300

Circuit Length = 2.9689 miles

Start: 09:35 Flag 09:48 End: 09:51

Clerk Of Course :		Timekeeper :
-------------------	--	--------------

Results can be found at www.tsl-timing.com

Printed - 09:51 Saturday, 17 September 2016



BMCRC - MRO Championships 2016 - Rnd 9 @ Snetterton 300

RKB/BMCRC F1 & F2 Sidecars

QUALIFYING - SECTOR ANALYSIS

SECTOR 1 = FL to I1, SECTOR 2 = I1 to FL, DIFF = Difference To Personal Best Lap

P1 11 F2 GILBERT / MORGAN		Shelbourne Yamaha -				
IDEAL LAP TIME : 2:33.114		BEST LAP TIME : 2:33.114		DIFFERENCE : 0.000		
LAP	SECTOR 1	SECTOR 2	LAP TIME	MPH	DIFF	TIME OF DAY
1 -	1:47.547	51.145	2:38.692	67.35	5.578	09:38:27.943
2 -	1:45.262	50.120	2:35.382	68.78	2.268	09:41:03.325
3 -	1:43.146	49.968	2:33.114 (1)	69.80		09:43:36.439
4 -	1:43.408	51.455	2:34.863 (3)	69.01	1.749	09:46:11.302
5 -	1:43.398	50.264	2:33.662 (2)	69.55	0.548	09:48:44.964

P2 188 F2 M & R VANNIEUWENHUYSE		Shelbourne Honda - Norton Owners club Flanders Branch				
IDEAL LAP TIME : 2:36.050		BEST LAP TIME : 2:36.306		DIFFERENCE : 0.256		
LAP	SECTOR 1	SECTOR 2	LAP TIME	MPH	DIFF	TIME OF DAY
1 -	1:52.537	52.584	2:45.121	64.72	8.815	09:38:39.112
2 -	1:44.969	51.337	2:36.306 (1)	68.37		09:41:15.418
3 -	1:45.728	52.011	2:37.739 (2)	67.75	1.433	09:43:53.157
4 -	1:46.098	51.711	2:37.809 (3)	67.72	1.503	09:46:30.966
5 -	1:47.377	51.081	2:38.458	67.45	2.152	09:49:09.424

P3 3 F1 JAMES / TRITTON		LCR Kawasaki - Difuria Contractors				
IDEAL LAP TIME : 2:37.854		BEST LAP TIME : 2:37.854		DIFFERENCE : 0.000		
LAP	SECTOR 1	SECTOR 2	LAP TIME	MPH	DIFF	TIME OF DAY
1 -	1:49.251	54.035	2:43.286	65.45	5.432	09:38:33.096
2 -	1:48.596	53.534	2:42.130	65.92	4.276	09:41:15.226
3 -	1:46.692	52.606	2:39.298 (3)	67.09	1.444	09:43:54.524
4 -	1:46.712	52.311	2:39.023 (2)	67.21	1.169	09:46:33.547
5 -	1:46.165	51.689	2:37.854 (1)	67.70		09:49:11.401

P4 8 F2 ILARIA / PAYNE		Windle Suzuki - Powerhouse				
IDEAL LAP TIME : 2:37.687		BEST LAP TIME : 2:38.155		DIFFERENCE : 0.468		
LAP	SECTOR 1	SECTOR 2	LAP TIME	MPH	DIFF	TIME OF DAY
1 -	1:51.681	53.175	2:44.856	64.83	6.701	09:38:35.367
2 -	1:46.073	52.082	2:38.155 (1)	67.57		09:41:13.522
3 -	1:46.844	52.501	2:39.345 (2)	67.07	1.190	09:43:52.867
4 -	1:47.785	51.614	2:39.399 (3)	67.05	1.244	09:46:32.266
5 -	1:47.205	53.099	2:40.304	66.67	2.149	09:49:12.570

P5 88 F2 LONGMORE / LONGMORE		DMR Honda -				
IDEAL LAP TIME : 2:39.631		BEST LAP TIME : 2:39.631		DIFFERENCE : 0.000		
LAP	SECTOR 1	SECTOR 2	LAP TIME	MPH	DIFF	TIME OF DAY
1 -	1:59.715	55.883	2:55.598	60.86	15.967	09:38:49.106
2 -	1:49.647	53.496	2:43.143	65.51	3.512	09:41:32.249
3 -	1:48.126	52.993	2:41.119 (3)	66.33	1.488	09:44:13.368
4 -	1:47.429	52.202	2:39.631 (1)	66.95		09:46:52.999
5 -	1:48.326	52.441	2:40.767 (2)	66.48	1.136	09:49:33.766

P6 118 F1 BICKNELL / HAYNES		LCR Kawasaki -				
IDEAL LAP TIME : 2:40.431		BEST LAP TIME : 2:40.498		DIFFERENCE : 0.067		
LAP	SECTOR 1	SECTOR 2	LAP TIME	MPH	DIFF	TIME OF DAY
1 -	1:58.374	1:00.070	2:58.444	59.89	17.946	09:39:14.681
2 -	1:50.443	53.188	2:43.631	65.31	3.133	09:41:58.312
3 -	1:49.029	52.154	2:41.183 (2)	66.31	0.685	09:44:39.495
4 -	1:48.277	52.221	2:40.498 (1)	66.59		09:47:19.993
5 -	1:48.973	52.787	2:41.760 (3)	66.07	1.262	09:50:01.753

P7 92 F1 HILDIGE / HILDIGE		LCR Suzuki -				
IDEAL LAP TIME : 2:44.668		BEST LAP TIME : 2:44.942		DIFFERENCE : 0.274		
LAP	SECTOR 1	SECTOR 2	LAP TIME	MPH	DIFF	TIME OF DAY
1 -	1:58.374	1:00.070	2:58.444	59.89	17.946	09:39:14.681
2 -	1:50.443	53.188	2:43.631	65.31	3.133	09:41:58.312
3 -	1:49.029	52.154	2:41.183 (2)	66.31	0.685	09:44:39.495
4 -	1:48.277	52.221	2:40.498 (1)	66.59		09:47:19.993
5 -	1:48.973	52.787	2:41.760 (3)	66.07	1.262	09:50:01.753

Weather / Track : Cloudy / Wet

Snetterton 300
Circuit Length = 2.9689 miles
Start: 09:35 Flag 09:48 End: 09:51

BMCRC - MRO Championships 2016 - Rnd 9 @ Snetterton 300

RKB/BMCRC F1 & F2 Sidecars

QUALIFYING - SECTOR ANALYSIS

SECTOR 1 = FL to I1, SECTOR 2 = I1 to FL, DIFF = Difference To Personal Best Lap

1 -	1:59.595	56.599	2:56.194	60.66	11.252	09:38:53.960
2 -	1:52.790	56.739	2:49.529	63.04	4.587	09:41:43.489
3 -	1:51.714	55.085	2:46.799 (3)	64.07	1.857	09:44:30.288
4 -	1:50.630	55.210	2:45.840 (2)	64.44	0.898	09:47:16.128
5 -	1:50.904	54.038	2:44.942 (1)	64.79		09:50:01.070

P8 18 F2 BLACKWOOD / BLACKWOOD			Shelbourne Suzuki -			
IDEAL LAP TIME : 2:46.310		BEST LAP TIME : 2:46.310		DIFFERENCE : 0.000		
LAP	SECTOR 1	SECTOR 2	LAP TIME	MPH	DIFF	TIME OF DAY
1 -	2:09.412	1:01.638	3:11.050	55.94	24.740	09:39:09.088
2 -	1:58.404	57.453	2:55.857 (3)	60.77	9.547	09:42:04.945
3 -	1:52.600	56.508	2:49.108 (2)	63.20	2.798	09:44:54.053
4 -	1:50.636	55.674	2:46.310 (1)	64.26		09:47:40.363

P9 20 F2 TAYLOR / FIELD			Ireson Honda - SystemsAv			
IDEAL LAP TIME : 2:46.252		BEST LAP TIME : 2:46.390		DIFFERENCE : 0.138		
LAP	SECTOR 1	SECTOR 2	LAP TIME	MPH	DIFF	TIME OF DAY
1 -	2:04.830	1:00.931	3:05.761	57.53	19.371	09:39:15.041
2 -	1:54.372	58.270	2:52.642	61.90	6.252	09:42:07.683
3 -	1:52.639	54.920	2:47.559 (2)	63.78	1.169	09:44:55.242
4 -	1:51.332	55.058	2:46.390 (1)	64.23		09:47:41.632
5 -	1:56.074	56.452	2:52.526 (3)	61.95	6.136	09:50:34.158

P10 10 F1 WEBB / MORGAN			LCR Suzuki -			
IDEAL LAP TIME : 2:46.751		BEST LAP TIME : 2:46.751		DIFFERENCE : 0.000		
LAP	SECTOR 1	SECTOR 2	LAP TIME	MPH	DIFF	TIME OF DAY
1 -	2:03.212	58.141	3:01.353	58.93	14.602	09:39:04.990
2 -	1:58.099	55.895	2:53.994 (3)	61.42	7.243	09:41:58.984
3 -	1:50.926	55.825	2:46.751 (1)	64.09		09:44:45.735
4 -	2:11.139	56.511	3:07.650	56.95	20.899	09:47:53.385
5 -	1:52.241	56.673	2:48.914 (2)	63.27	2.163	09:50:42.299

P11 37 F2 MORPHET / HALLIBURTON			LCR Suzuki -			
IDEAL LAP TIME : 2:46.020		BEST LAP TIME : 2:47.419		DIFFERENCE : 1.399		
LAP	SECTOR 1	SECTOR 2	LAP TIME	MPH	DIFF	TIME OF DAY
1 -	2:00.947	56.961	2:57.908	60.07	10.489	09:38:55.587
2 -	2:03.987	56.030	3:00.017	59.37	12.598	09:41:55.604
3 -	1:53.038	54.381	2:47.419 (1)	63.84		09:44:43.023
4 -	1:51.639	57.511	2:49.150 (3)	63.18	1.731	09:47:32.173
5 -	1:53.163	55.824	2:48.987 (2)	63.24	1.568	09:50:21.160

P12 17 F2 SCHOFIELD / LOWTHER			Windle Suzuki - Witch eLiquid			
IDEAL LAP TIME : 2:47.996		BEST LAP TIME : 2:49.485		DIFFERENCE : 1.489		
LAP	SECTOR 1	SECTOR 2	LAP TIME	MPH	DIFF	TIME OF DAY
1 -	2:07.785	1:02.551	3:10.336	56.15	20.851	09:39:16.063
2 -	1:57.620	56.069	2:53.689	61.53	4.204	09:42:09.752
3 -	1:52.626	56.859	2:49.485 (1)	63.06		09:44:59.237
4 -	1:56.679	55.370	2:52.049 (3)	62.12	2.564	09:47:51.286
5 -	1:54.136	55.645	2:49.781 (2)	62.95	0.296	09:50:41.067

P13 114 F1 SMITH / ANDERSON			LCR Suzuki -			
IDEAL LAP TIME : 2:49.471		BEST LAP TIME : 2:49.669		DIFFERENCE : 0.198		
LAP	SECTOR 1	SECTOR 2	LAP TIME	MPH	DIFF	TIME OF DAY
1 -	1:59.752	58.120	2:57.872 (3)	60.08	8.203	09:38:55.008
2 -	1:55.774	55.687	2:51.461 (2)	62.33	1.792	09:41:46.469
3 -	1:53.784	55.885	2:49.669 (1)	62.99		09:44:36.138

Weather / Track : Cloudy / Wet

Snetterton 300

Circuit Length = 2.9689 miles

Start: 09:35 Flag 09:48 End: 09:51

BMCRG - MRO Championships 2016 - Rnd 9 @ Snetterton 300

RKB/BMCRG F1 & F2 Sidecars

QUALIFYING - SECTOR ANALYSIS

SECTOR 1 = FL to I1, SECTOR 2 = I1 to FL, DIFF = Difference To Personal Best Lap

P14 155 F2 STANTON / STANTON		LCR Suzuki - Interfuse Ltd				
IDEAL LAP TIME : 2:51.403		BEST LAP TIME : 2:51.939		DIFFERENCE : 0.536		
LAP	SECTOR 1	SECTOR 2	LAP TIME	MPH	DIFF	TIME OF DAY
1 -	2:08.622	57.322	3:05.944	57.48	14.005	09:39:09.245
2 -	1:59.736	57.680	2:57.416 (3)	60.24	5.477	09:42:06.661
3 -	1:54.081	57.858	2:51.939 (1)	62.16		09:44:58.600
4 -	1:59.265	57.612	2:56.877 (2)	60.42	4.938	09:47:55.477
5 -	2:19.070	59.174	3:18.244	53.91	26.305	09:51:13.721

P15 75 F1 CLARKE / CLARKE		Jacobs Kawasaki -				
IDEAL LAP TIME : 2:54.140		BEST LAP TIME : 2:54.140		DIFFERENCE : 0.000		
LAP	SECTOR 1	SECTOR 2	LAP TIME	MPH	DIFF	TIME OF DAY
1 -	2:07.609	1:00.293	3:07.902 (3)	56.88	13.762	09:39:23.260
2 -	2:34.320	57.559	3:31.879	50.44	37.739	09:42:55.139
3 -	1:57.096	57.044	2:54.140 (1)	61.37		09:45:49.279
4 -	2:08.553	57.610	3:06.163 (2)	57.41	12.023	09:48:55.442

P16 964 F2 ANDERSON / GRAVEL		Molyneux Honda - Mark Kaye of Durham				
IDEAL LAP TIME : 2:49.453		BEST LAP TIME : 2:58.204		DIFFERENCE : 8.751		
LAP	SECTOR 1	SECTOR 2	LAP TIME	MPH	DIFF	TIME OF DAY
1 -	2:00.467	57.737	2:58.204 (1)	59.97		09:39:06.460

P17 136 F1 EDWARDS / EDWARDS		REA Yamaha - ECONOMY HEATING SERVICES				
IDEAL LAP TIME : 2:58.395		BEST LAP TIME : 2:58.395		DIFFERENCE : 0.000		
LAP	SECTOR 1	SECTOR 2	LAP TIME	MPH	DIFF	TIME OF DAY
1 -	2:14.333	1:02.789	3:17.122	54.22	18.727	09:39:25.281
2 -	2:08.636	1:03.413	3:12.049 (3)	55.65	13.654	09:42:37.330
3 -	2:03.903	1:00.120	3:04.023 (2)	58.08	5.628	09:45:41.353
4 -	2:00.427	57.968	2:58.395 (1)	59.91		09:48:39.748

P18 32 F2 LUMLEY / WHITNALL		Lumley LUM007 -				
IDEAL LAP TIME : 2:53.799		BEST LAP TIME : 2:58.697		DIFFERENCE : 4.898		
LAP	SECTOR 1	SECTOR 2	LAP TIME	MPH	DIFF	TIME OF DAY
1 -	1:57.508	1:01.189	2:58.697 (1)	59.81		09:38:57.465
2 -	2:19.757	57.738	3:17.495 (2)	54.11	18.798	09:42:14.960

P19 67 F1 PETTMAN / JEFFREY		Windle Suzuki - MJP racing				
IDEAL LAP TIME : 3:00.763		BEST LAP TIME : 3:00.763		DIFFERENCE : 0.000		
LAP	SECTOR 1	SECTOR 2	LAP TIME	MPH	DIFF	TIME OF DAY
1 -	2:10.359	1:02.382	3:12.741	55.45	11.978	09:39:14.158
2 -	2:04.845	1:00.566	3:05.411 (3)	57.64	4.648	09:42:19.569
3 -	2:00.860	59.903	3:00.763 (1)	59.12		09:45:20.332
4 -	2:02.665	1:00.057	3:02.722 (2)	58.49	1.959	09:48:23.054

P20 920 F2 CHADWICK / LANE		GLR Honda -				
IDEAL LAP TIME : 3:05.509		BEST LAP TIME : 3:05.509		DIFFERENCE : 0.000		
LAP	SECTOR 1	SECTOR 2	LAP TIME	MPH	DIFF	TIME OF DAY
1 -	2:10.985	1:03.365	3:14.350 (2)	54.99	8.841	09:39:15.981
2 -	2:04.105	1:01.404	3:05.509 (1)	57.61		09:42:21.490

P21 55 F1 HIRST / SCHOFIELD		LCR Suzuki - Leeds Parcel Company				
IDEAL LAP TIME : 3:05.440		BEST LAP TIME : 3:07.171		DIFFERENCE : 1.731		
LAP	SECTOR 1	SECTOR 2	LAP TIME	MPH	DIFF	TIME OF DAY
1 -	2:10.465	1:01.310	3:11.775 (2)	55.73	4.604	09:39:04.089
2 -	2:04.130	1:03.041	3:07.171 (1)	57.10		09:42:11.260

Weather / Track : Cloudy / Wet

Snetterton 300

Circuit Length = 2.9689 miles

Start: 09:35 Flag 09:48 End: 09:51

BMCRC - MRO Championships 2016 - Rnd 9 @ Snetterton 300

RKB/BMCRC F1 & F2 Sidecars

QUALIFYING - SECTOR ANALYSIS

SECTOR 1 = FL to I1, SECTOR 2 = I1 to FL, DIFF = Difference To Personal Best Lap

P22 113 F1 RESTALL / PITT		RCN Yamaha - RCN Engineering				
IDEAL LAP TIME : 3:16.843		BEST LAP TIME : 3:17.852		DIFFERENCE : 1.009		
LAP	SECTOR 1	SECTOR 2	LAP TIME	MPH	DIFF	TIME OF DAY
1 -	2:13.817	1:04.035	3:17.852 (1)	54.02		09:39:24.726
2 -	2:15.794	1:08.069	3:23.863 (2)	52.42	6.011	09:42:48.589

P23 19 F1 MacBRIDE / WILKINSON		DDR Suzuki -				
IDEAL LAP TIME : 3:24.317		BEST LAP TIME : 3:25.746		DIFFERENCE : 1.429		
LAP	SECTOR 1	SECTOR 2	LAP TIME	MPH	DIFF	TIME OF DAY
1 -	2:19.664	1:07.959	3:27.623 (3)	51.47	1.877	09:39:31.922
2 -	2:17.088	1:11.235	3:28.323	51.30	2.577	09:43:00.245
3 -	2:16.358	1:09.388	3:25.746 (1)	51.94		09:46:25.991
4 -	2:17.564	1:08.848	3:26.412 (2)	51.78	0.666	09:49:52.403

BMCRC - MRO Championships 2016 - Rnd 9 @ Snetterton 300

RKB/BMCRC F1 & F2 Sidecars

QUALIFYING - BEST SECTORS

SECTOR 1			SECTOR 2			IDEAL / BEST COMPARISON						
POS	NO	NAME	TIME	NO	NAME	TIME	POS	NO	NAME	IDEAL	BEST	DIFF
									PERFECT LAP	2:33.114		
1	11	GILBERT / MORGAN	1:43.146	11	GILBERT / MORGAN	49.968	1	11	GILBERT / MORGAN	2:33.114	2:33.114	0.000
2	188	M & R VANNIEUWENHUYSE	1:44.969	188	M & R VANNIEUWENHUYSE	51.081	2	188	M & R VANNIEUWEN	2:36.050	2:36.306	0.256
3	8	ILARIA / PAYNE	1:46.073	8	ILARIA / PAYNE	51.614	3	8	ILARIA / PAYNE	2:37.687	2:38.155	0.468
4	3	JAMES / TRITTON	1:46.165	3	JAMES / TRITTON	51.689	4	3	JAMES / TRITTON	2:37.854	2:37.854	0.000
5	88	LONGMORE / LONGMORE	1:47.429	118	BICKNELL / HAYNES	52.154	5	88	LONGMORE / LONGM	2:39.631	2:39.631	0.000
6	118	BICKNELL / HAYNES	1:48.277	88	LONGMORE / LONGMORE	52.202	6	118	BICKNELL / HAYNES	2:40.431	2:40.498	0.067
7	92	HILDIGE / HILDIGE	1:50.630	92	HILDIGE / HILDIGE	54.038	7	92	HILDIGE / HILDIGE	2:44.668	2:44.942	0.274
8	18	BLACKWOOD / BLACKWOOD	1:50.636	37	MORPHET / HALLIBURTON	54.381	8	37	MORPHET / HALLIBL	2:46.020	2:47.419	1.399
9	10	WEBB / MORGAN	1:50.926	20	TAYLOR / FIELD	54.920	9	20	TAYLOR / FIELD	2:46.252	2:46.390	0.138
10	20	TAYLOR / FIELD	1:51.332	17	SCHOFIELD / LOWTHER	55.370	10	18	BLACKWOOD / BLAC	2:46.310	2:46.310	0.000
11	37	MORPHET / HALLIBURTON	1:51.639	18	BLACKWOOD / BLACKWOOD	55.674	11	10	WEBB / MORGAN	2:46.751	2:46.751	0.000
12	964	ANDERSON / GRAVEL	1:51.716	114	SMITH / ANDERSON	55.687	12	17	SCHOFIELD / LOWTH	2:47.996	2:49.485	1.489
13	17	SCHOFIELD / LOWTHER	1:52.626	10	WEBB / MORGAN	55.825	13	964	ANDERSON / GRAVE	2:49.453	2:58.204	8.751
14	114	SMITH / ANDERSON	1:53.784	75	CLARKE / CLARKE	57.044	14	114	SMITH / ANDERSON	2:49.471	2:49.669	0.198
15	155	STANTON / STANTON	1:54.081	155	STANTON / STANTON	57.322	15	155	STANTON / STAINC	2:51.403	2:51.939	0.536
16	32	LUMLEY / WHITNALL	1:56.061	964	ANDERSON / GRAVEL	57.737	16	32	LUMLEY / WHITNALL	2:53.799	2:58.697	4.898
17	75	CLARKE / CLARKE	1:57.096	32	LUMLEY / WHITNALL	57.738	17	75	CLARKE / CLARKE	2:54.140	2:54.140	0.000
18	136	EDWARDS / EDWARDS	2:00.427	136	EDWARDS / EDWARDS	57.968	18	136	EDWARDS / EDWAR	2:58.395	2:58.395	0.000
19	67	PETTMAN / JEFFREY	2:00.860	67	PETTMAN / JEFFREY	59.903	19	67	PETTMAN / JEFFREY	3:00.763	3:00.763	0.000
20	920	CHADWICK / LANE	2:04.105	55	HIRST / SCHOFIELD	1:01.310	20	55	HIRST / SCHOFIELD	3:05.440	3:07.171	1.731
21	55	HIRST / SCHOFIELD	2:04.130	920	CHADWICK / LANE	1:01.404	21	920	CHADWICK / LANE	3:05.509	3:05.509	0.000
22	113	RESTALL / PITT	2:12.808	113	RESTALL / PITT	1:04.035	22	113	RESTALL / PITT	3:16.843	3:17.852	1.009
23	19	MacBRIDE / WILKINSON	2:16.358	19	MacBRIDE / WILKINSON	1:07.959	23	19	MacBRIDE / WILKINS	3:24.317	3:25.746	1.429

Weather / Track : Cloudy / Wet

Results can be found at www.tsl-timing.com

Snetterton 300

Circuit Length = 2.9689 miles

Start: 09:35 Flag 09:48 End: 09:51

Printed - 09:52 Saturday, 17 September 2016

BMCRC - MRO Championships 2016 - Rnd 9 @ Snetterton 300

RKB/BMCRC F1 & F2 Sidecars

RACE 2 - CLASSIFICATION

POS	NO	CL	PIC NAME	ENTRY	LAPS	TIME	GAP	DIFF	MPH	BEST	ON
1	3	F1	1 JAMES / TRITTON	LCR Kawasaki - Difuria Contractors	5	11:57.740			74.45	2:20.769	3
2	11	F2	1 GILBERT / MORGAN	Shelbourne Yamaha -	5	12:05.368	7.628	7.628	73.67	2:23.474	4
3	188	F2	2 M & R VANNIEUWENHUYSE	Shelbourne Honda - Norton Owners club Flanders E	5	12:23.837	26.097	18.469	71.84	2:26.125	3
4	88	F2	3 LONGMORE / LONGMORE	DMR Honda -	5	12:36.236	38.496	12.399	70.66	2:26.448	4
5	8	F2	4 ILARIA / PAYNE	Windle Suzuki - Powerhouse	5	12:38.626	40.886	2.390	70.44	2:28.031	3
6	18	F2	5 BLACKWOOD / BLACKWOOD	Shelbourne Suzuki -	5	12:52.844	55.104	14.218	69.14	2:29.638	4
7	55	F1	2 HIRST / SCHOFIELD	LCR Suzuki - Leeds Parcel Company	5	12:54.786	57.046	1.942	68.97	2:29.237	4
8	114	F1	3 SMITH / ANDERSON	LCR Suzuki -	5	13:03.021	1:05.281	8.235	68.24	2:31.208	4
9	17	F2	6 SCHOFIELD / LOWTHER	Windle Suzuki - Witch eLiquid	5	13:11.865	1:14.125	8.844	67.48	2:30.452	4
10	20	F2	7 TAYLOR / FIELD	Ireson Honda - SystemsAv	5	13:12.236	1:14.496	0.371	67.45	2:35.865	4
11	37	F2	8 MORPHET / HALLIBURTON	LCR Suzuki -	5	13:13.619	1:15.879	1.383	67.33	2:33.324	3
12	118	F1	4 BICKNELL / HAYNES	LCR Kawasaki -	5	13:18.931	1:21.191	5.312	66.88	2:27.843	4
13	92	F1	5 HILDIGE / HILDIGE	LCR Suzuki -	5	13:20.514	1:22.774	1.583	66.75	2:34.795	3
14	10	F1	6 WEBB / MORGAN	LCR Suzuki -	5	13:25.938	1:28.198	5.424	66.30	2:30.726	4
15	136	F1	7 EDWARDS / EDWARDS	REA Yamaha - ECONOMY HEATING SERVICES	5	13:27.992	1:30.252	2.054	66.13	2:35.640	4
16	155	F2	9 STAINTON / STAINTON	LCR Suzuki - Interfuse Ltd	5	13:46.260	1:48.520	18.268	64.67	2:40.540	4
17	67	F1	8 PETTMAN / JEFFREY	Windle Suzuki - MJP racing	5	13:59.653	2:01.913	13.393	63.64	2:43.772	2
18	75	F1	9 CLARKE / CLARKE	Jacobs Kawasaki -	5	14:08.043	2:10.303	8.390	63.01	2:32.945	4
19	30	F1	10 JAMES / JAMES	LCR Suzuki -	5	14:30.570	2:32.830	22.527	61.38	2:45.894	3
20	113	F1	11 RESTALL / PITT	RCN Yamaha - RCN Engineering	5	14:37.811	2:40.071	7.241	60.87	2:49.778	4
21	920	F2	10 CHADWICK / LANE	GLR Honda -	5	15:05.621	3:07.881	27.810	59.00	2:56.597	3
22	19	F1	12 MacBRIDE / WILKINSON	DDR Suzuki -	4	12:29.113	1 Lap	1 Lap	57.07	3:02.897	2

NOT CLASSIFIED

DNF 32 F2 LUMLEY / WHITNALL Lumley LUM007 - 0

FASTEST LAP

3	F1	JAMES / TRITTON	LCR Kawasaki - Difuria Contractors	3	2:20.769	75.92 mph	122.19 kph
11	F2	GILBERT / MORGAN	Shelbourne Yamaha -	4	2:23.474	74.49 mph	119.88 kph

Class F1 - 90% of Race Speed = 67.00 mph

Class F2 - 90% of Race Speed = 66.30 mph

Snetterton 300

Circuit Length = 2.9689 miles

Start: 12:27 Flag 12:39 End: 12:42

Weather / Track : Cloudy / Wet

These results are provisional until the conclusion of any judicial and technical matters.

Clerk Of Course :	Timekeeper :
-------------------	--------------

Results can be found at www.tsl-timing.com

Printed - 12:42 Saturday, 17 September 2016



BMCRC - MRO Championships 2016 - Rnd 9 @ Snetterton 300

RKB/BMCRC F1 & F2 Sidecars

RACE 2 - LAP CHART

LAP 1 @ 12:29:46.399

NO	BEHIND	LAP TIME
3		2:27.435
11	1.371	2:28.806
188	7.450	2:34.885
92	10.673	2:38.108
8	11.305	2:38.740
88	12.270	2:39.705
17	14.029	2:41.464
18	15.824	2:43.259
20	17.190	2:44.625
10	17.626	2:45.061
114	19.717	2:47.152
37	20.177	2:47.612
118	20.681	2:48.116
55	21.337	2:48.772
75	22.509	2:49.944
155	27.566	2:55.001
136	28.165	2:55.600
67	29.740	2:57.175
920	34.528	3:01.963
30	37.562	3:04.997
113	40.306	3:07.741
19	43.748	3:11.183

LAP 2 @ 12:32:08.456

NO	BEHIND	LAP TIME
3		2:22.057
11	2.856	2:23.542
188	13.004	2:27.611
8	21.424	2:32.176
88	23.523	2:33.310
92	23.724	2:35.108
17	24.246	2:32.274
18	28.705	2:34.938
10	30.907	2:35.338
20	31.285	2:36.152
114	32.068	2:34.408
118	32.153	2:33.529
55	33.852	2:34.572
37	35.640	2:37.520
75	35.740	2:35.288
136	46.526	2:40.418
155	48.277	2:42.768
67	51.455	2:43.772
30	1:06.320	2:50.815
113	1:09.860	2:51.611
920	1:10.850	2:58.379
19	1:24.588	3:02.897

LAP 3 @ 12:34:29.225

NO	BEHIND	LAP TIME
3		2:20.769
11	5.717	2:23.630
188	18.360	2:26.125
8	28.686	2:28.031
88	30.589	2:27.835
92	37.750	2:34.795
18	40.036	2:32.100
10	41.599	2:31.461
118	42.904	2:31.520
55	43.727	2:30.644
114	44.783	2:33.484

20	48.104	2:37.588
37	48.195	2:33.324
17	50.035	2:46.558
136	1:04.077	2:38.320
155	1:10.189	2:42.681
67	1:16.186	2:45.500
75	1:19.419	3:04.448
30	1:31.445	2:45.894
113	1:41.101	2:52.010
920	1:46.678	2:56.597
19	2:07.797	3:03.978

LAP 4 @ 12:36:51.275

NO	BEHIND	LAP TIME
3		2:22.050
11	7.141	2:23.474
188	22.712	2:26.402
8	34.733	2:28.097
88	34.987	2:26.448
18	47.624	2:29.638
118	48.697	2:27.843
10	50.275	2:30.726
55	50.914	2:29.237
92	50.994	2:35.294
114	53.941	2:31.208
17	58.437	2:30.452
20	1:01.919	2:35.865
37	1:02.528	2:36.383
136	1:17.667	2:35.640
155	1:28.679	2:40.540
75	1:30.314	2:32.945
67	1:38.657	2:44.521
30	1:58.160	2:48.765
113	2:08.829	2:49.778
920	2:24.239	2:59.611

LAP 5 @ 12:39:16.704

NO	BEHIND	LAP TIME
3		2:25.429
11	7.628	2:25.916
188	26.097	2:28.814
19	1 Lap	3:11.055
88	38.496	2:28.938
8	40.886	2:31.582
18	55.104	2:32.909
55	57.046	2:31.561
114	1:05.281	2:36.769
17	1:14.125	2:41.117
20	1:14.496	2:38.006
37	1:15.879	2:38.780
118	1:21.191	2:57.923
92	1:22.774	2:57.209
10	1:28.198	3:03.352
136	1:30.252	2:38.014
155	1:48.520	2:45.270
67	2:01.913	2:48.685
75	2:10.303	3:05.418
30	2:32.830	3:00.099
113	2:40.071	2:56.671
920	3:07.881	3:09.071

Weather / Track : Cloudy / Wet

Results can be found at www.tsl-timing.com

Snetterton 300

Circuit Length = 2.9689 miles

Start: 12:27 Flag 12:39 End: 12:42

Printed - 12:43 Saturday, 17 September 2016

BMCRC - MRO Championships 2016 - Rnd 9 @ Snetterton 300

RKB/BMCRC F1 & F2 Sidecars

RACE 2 - SECTOR ANALYSIS

SECTOR 1 = FL to I1, SECTOR 2 = I1 to FL, DIFF = Difference To Personal Best Lap

P1 3 F1 JAMES / TRITTON		LCR Kawasaki - Difuria Contractors				
IDEAL LAP TIME : 2:20.769		BEST LAP TIME : 2:20.769		DIFFERENCE : 0.000		
LAP	SECTOR 1	SECTOR 2	LAP TIME	MPH	DIFF	TIME OF DAY
1 -		47.084	2:27.435	72.49	6.666	12:29:46.399
2 -	1:35.101	46.956	2:22.057 (3)	75.23	1.288	12:32:08.456
3 -	1:34.006	46.763	2:20.769 (1)	75.92		12:34:29.225
4 -	1:34.893	47.157	2:22.050 (2)	75.24	1.281	12:36:51.275
5 -	1:34.598	50.831	2:25.429	73.49	4.660	12:39:16.704

P2 11 F2 GILBERT / MORGAN		Shelbourne Yamaha -				
IDEAL LAP TIME : 2:23.179		BEST LAP TIME : 2:23.474		DIFFERENCE : 0.295		
LAP	SECTOR 1	SECTOR 2	LAP TIME	MPH	DIFF	TIME OF DAY
1 -		47.032	2:28.806	71.82	5.332	12:29:47.770
2 -	1:36.571	46.971	2:23.542 (2)	74.45	0.068	12:32:11.312
3 -	1:36.251	47.379	2:23.630 (3)	74.41	0.156	12:34:34.942
4 -	1:36.208	47.266	2:23.474 (1)	74.49		12:36:58.416
5 -	1:36.354	49.562	2:25.916	73.24	2.442	12:39:24.332

P3 188 F2 M & R VANNIEUWENHUYSE		Shelbourne Honda - Norton Owners club Flanders Branch				
IDEAL LAP TIME : 2:25.746		BEST LAP TIME : 2:26.125		DIFFERENCE : 0.379		
LAP	SECTOR 1	SECTOR 2	LAP TIME	MPH	DIFF	TIME OF DAY
1 -		48.815	2:34.885	69.00	8.760	12:29:53.849
2 -	1:39.290	48.321	2:27.611 (3)	72.40	1.486	12:32:21.460
3 -	1:38.363	47.762	2:26.125 (1)	73.14		12:34:47.585
4 -	1:37.984	48.418	2:26.402 (2)	73.00	0.277	12:37:13.987
5 -	1:38.263	50.551	2:28.814	71.82	2.689	12:39:42.801

P4 88 F2 LONGMORE / LONGMORE		DMR Honda -				
IDEAL LAP TIME : 2:25.964		BEST LAP TIME : 2:26.448		DIFFERENCE : 0.484		
LAP	SECTOR 1	SECTOR 2	LAP TIME	MPH	DIFF	TIME OF DAY
1 -		50.588	2:39.705	66.92	13.257	12:29:58.669
2 -	1:42.959	50.351	2:33.310	69.71	6.862	12:32:31.979
3 -	1:39.228	48.607	2:27.835 (2)	72.29	1.387	12:34:59.814
4 -	1:37.357	49.091	2:26.448 (1)	72.98		12:37:26.262
5 -	1:38.619	50.319	2:28.938 (3)	71.76	2.490	12:39:55.200

P5 8 F2 ILARIA / PAYNE		Windle Suzuki - Powerhouse				
IDEAL LAP TIME : 2:27.733		BEST LAP TIME : 2:28.031		DIFFERENCE : 0.298		
LAP	SECTOR 1	SECTOR 2	LAP TIME	MPH	DIFF	TIME OF DAY
1 -		51.026	2:38.740	67.33	10.709	12:29:57.704
2 -	1:42.954	49.222	2:32.176	70.23	4.145	12:32:29.880
3 -	1:38.843	49.188	2:28.031 (1)	72.20		12:34:57.911
4 -	1:38.545	49.552	2:28.097 (2)	72.16	0.066	12:37:26.008
5 -	1:38.960	52.622	2:31.582 (3)	70.51	3.551	12:39:57.590

P6 18 F2 BLACKWOOD / BLACKWOOD		Shelbourne Suzuki -				
IDEAL LAP TIME : 2:29.638		BEST LAP TIME : 2:29.638		DIFFERENCE : 0.000		
LAP	SECTOR 1	SECTOR 2	LAP TIME	MPH	DIFF	TIME OF DAY
1 -		52.269	2:43.259	65.46	13.621	12:30:02.223
2 -	1:43.677	51.261	2:34.938	68.98	5.300	12:32:37.161
3 -	1:41.675	50.425	2:32.100 (2)	70.27	2.462	12:35:09.261
4 -	1:40.194	49.444	2:29.638 (1)	71.42		12:37:38.899
5 -	1:40.463	52.446	2:32.909 (3)	69.89	3.271	12:40:11.808

P7 55 F1 HIRST / SCHOFIELD		LCR Suzuki - Leeds Parcel Company				
IDEAL LAP TIME : 2:28.673		BEST LAP TIME : 2:29.237		DIFFERENCE : 0.564		
LAP	SECTOR 1	SECTOR 2	LAP TIME	MPH	DIFF	TIME OF DAY

Weather / Track : Cloudy / Wet

Snetterton 300
Circuit Length = 2.9689 miles
Start: 12:27 Flag 12:39 End: 12:42

BMCRC - MRO Championships 2016 - Rnd 9 @ Snetterton 300

RKB/BMCRC F1 & F2 Sidecars

RACE 2 - SECTOR ANALYSIS

SECTOR 1 = FL to I1, SECTOR 2 = I1 to FL, DIFF = Difference To Personal Best Lap

1 -		52.522	2:48.772	63.32	19.535	12:30:07.736
2 -	1:43.685	50.887	2:34.572	69.14	5.335	12:32:42.308
3 -	1:40.871	49.773	2:30.644 (2)	70.94	1.407	12:35:12.952
4 -	1:39.688	49.549	2:29.237 (1)	71.61		12:37:42.189
5 -	1:39.124	52.437	2:31.561 (3)	70.51	2.324	12:40:13.750

P8 114 F1 SMITH / ANDERSON			LCR Suzuki -			
IDEAL LAP TIME : 2:31.208		BEST LAP TIME : 2:31.208		DIFFERENCE : 0.000		
LAP	SECTOR 1	SECTOR 2	LAP TIME	MPH	DIFF	TIME OF DAY
1 -		51.837	2:47.152	63.94	15.944	12:30:06.116
2 -	1:42.893	51.515	2:34.408 (3)	69.21	3.200	12:32:40.524
3 -	1:42.751	50.733	2:33.484 (2)	69.63	2.276	12:35:14.008
4 -	1:41.048	50.160	2:31.208 (1)	70.68		12:37:45.216
5 -	1:42.092	54.677	2:36.769	68.17	5.561	12:40:21.985

P9 17 F2 SCHOFIELD / LOWTHER			Windle Suzuki - Witch eLiquid			
IDEAL LAP TIME : 2:30.319		BEST LAP TIME : 2:30.452		DIFFERENCE : 0.133		
LAP	SECTOR 1	SECTOR 2	LAP TIME	MPH	DIFF	TIME OF DAY
1 -		50.310	2:41.464	66.19	11.012	12:30:00.428
2 -	1:41.635	50.639	2:32.274 (2)	70.18	1.822	12:32:32.702
3 -	1:55.309	51.249	2:46.558	64.17	16.106	12:35:19.260
4 -	1:40.009	50.443	2:30.452 (1)	71.03		12:37:49.712
5 -	1:45.475	55.642	2:41.117 (3)	66.33	10.665	12:40:30.829

P10 20 F2 TAYLOR / FIELD			Ireson Honda - SystemsAv			
IDEAL LAP TIME : 2:35.197		BEST LAP TIME : 2:35.865		DIFFERENCE : 0.668		
LAP	SECTOR 1	SECTOR 2	LAP TIME	MPH	DIFF	TIME OF DAY
1 -		51.166	2:44.625	64.92	8.760	12:30:03.589
2 -	1:44.100	52.052	2:36.152 (2)	68.44	0.287	12:32:39.741
3 -	1:45.432	52.156	2:37.588 (3)	67.82	1.723	12:35:17.329
4 -	1:44.768	51.097	2:35.865 (1)	68.57		12:37:53.194
5 -	1:44.702	53.304	2:38.006	67.64	2.141	12:40:31.200

P11 37 F2 MORPHET / HALLIBURTON			LCR Suzuki -			
IDEAL LAP TIME : 2:33.324		BEST LAP TIME : 2:33.324		DIFFERENCE : 0.000		
LAP	SECTOR 1	SECTOR 2	LAP TIME	MPH	DIFF	TIME OF DAY
1 -		53.125	2:47.612	63.76	14.288	12:30:06.576
2 -	1:45.316	52.204	2:37.520 (3)	67.85	4.196	12:32:44.096
3 -	1:42.628	50.696	2:33.324 (1)	69.70		12:35:17.420
4 -	1:45.099	51.284	2:36.383 (2)	68.34	3.059	12:37:53.803
5 -	1:44.793	53.987	2:38.780	67.31	5.456	12:40:32.583

P12 118 F1 BICKNELL / HAYNES			LCR Kawasaki -			
IDEAL LAP TIME : 2:27.843		BEST LAP TIME : 2:27.843		DIFFERENCE : 0.000		
LAP	SECTOR 1	SECTOR 2	LAP TIME	MPH	DIFF	TIME OF DAY
1 -		52.062	2:48.116	63.57	20.273	12:30:07.080
2 -	1:43.313	50.216	2:33.529 (3)	69.61	5.686	12:32:40.609
3 -	1:41.043	50.477	2:31.520 (2)	70.53	3.677	12:35:12.129
4 -	1:39.258	48.585	2:27.843 (1)	72.29		12:37:39.972
5 -	2:03.662	54.261	2:57.923	60.07	30.080	12:40:37.895

P13 92 F1 HILDIGE / HILDIGE			LCR Suzuki -			
IDEAL LAP TIME : 2:33.919		BEST LAP TIME : 2:34.795		DIFFERENCE : 0.876		
LAP	SECTOR 1	SECTOR 2	LAP TIME	MPH	DIFF	TIME OF DAY
1 -		51.053	2:38.108	67.59	3.313	12:29:57.072
2 -	1:43.678	51.430	2:35.108 (2)	68.90	0.313	12:32:32.180
3 -	1:43.294	51.501	2:34.795 (1)	69.04		12:35:06.975
4 -	1:42.866	52.428	2:35.294 (3)	68.82	0.499	12:37:42.269

Weather / Track : Cloudy / Wet

Snetterton 300

Circuit Length = 2.9689 miles

Start: 12:27 Flag 12:39 End: 12:42

BMCRC - MRO Championships 2016 - Rnd 9 @ Snetterton 300

RKB/BMCRC F1 & F2 Sidecars

RACE 2 - SECTOR ANALYSIS

SECTOR 1 = FL to I1, SECTOR 2 = I1 to FL, DIFF = Difference To Personal Best Lap

5 - 1:47.687 1:09.522 2:57.209 60.31 22.414 12:40:39.478

P14 10 F1 WEBB / MORGAN		LCR Suzuki -				
IDEAL LAP TIME : 2:30.380		BEST LAP TIME : 2:30.726		DIFFERENCE : 0.346		
LAP	SECTOR 1	SECTOR 2	LAP TIME	MPH	DIFF	TIME OF DAY
1 -		50.925	2:45.061	64.75	14.335	12:30:04.025
2 -	1:44.282	51.056	2:35.338 (3)	68.80	4.612	12:32:39.363
3 -	1:41.616	49.845	2:31.461 (2)	70.56	0.735	12:35:10.824
4 -	1:40.535	50.191	2:30.726 (1)	70.91		12:37:41.550
5 -	2:07.192	56.160	3:03.352	58.29	32.626	12:40:44.902

P15 136 F1 EDWARDS / EDWARDS		REA Yamaha - ECONOMY HEATING SERVICES				
IDEAL LAP TIME : 2:35.640		BEST LAP TIME : 2:35.640		DIFFERENCE : 0.000		
LAP	SECTOR 1	SECTOR 2	LAP TIME	MPH	DIFF	TIME OF DAY
1 -		55.728	2:55.600	60.86	19.960	12:30:14.564
2 -	1:47.841	52.577	2:40.418	66.62	4.778	12:32:54.982
3 -	1:45.690	52.630	2:38.320 (3)	67.50	2.680	12:35:33.302
4 -	1:43.813	51.827	2:35.640 (1)	68.67		12:38:08.942
5 -	1:44.857	53.157	2:38.014 (2)	67.64	2.374	12:40:46.956

P16 155 F2 STANTON / STANTON		LCR Suzuki - Interfuse Ltd				
IDEAL LAP TIME : 2:40.127		BEST LAP TIME : 2:40.540		DIFFERENCE : 0.413		
LAP	SECTOR 1	SECTOR 2	LAP TIME	MPH	DIFF	TIME OF DAY
1 -		55.370	2:55.001	61.07	14.461	12:30:13.965
2 -	1:48.618	54.150	2:42.768 (3)	65.66	2.228	12:32:56.733
3 -	1:49.027	53.654	2:42.681 (2)	65.69	2.141	12:35:39.414
4 -	1:46.473	54.067	2:40.540 (1)	66.57		12:38:19.954
5 -	1:49.120	56.150	2:45.270	64.67	4.730	12:41:05.224

P17 67 F1 PETTMAN / JEFFREY		Windle Suzuki - MJP racing				
IDEAL LAP TIME : 2:43.387		BEST LAP TIME : 2:43.772		DIFFERENCE : 0.385		
LAP	SECTOR 1	SECTOR 2	LAP TIME	MPH	DIFF	TIME OF DAY
1 -		55.598	2:57.175	60.32	13.403	12:30:16.139
2 -	1:48.912	54.860	2:43.772 (1)	65.26		12:32:59.911
3 -	1:49.126	56.374	2:45.500 (3)	64.58	1.728	12:35:45.411
4 -	1:48.527	55.994	2:44.521 (2)	64.96	0.749	12:38:29.932
5 -	1:51.798	56.887	2:48.685	63.36	4.913	12:41:18.617

P18 75 F1 CLARKE / CLARKE		Jacobs Kawasaki -				
IDEAL LAP TIME : 2:31.413		BEST LAP TIME : 2:32.945		DIFFERENCE : 1.532		
LAP	SECTOR 1	SECTOR 2	LAP TIME	MPH	DIFF	TIME OF DAY
1 -		52.616	2:49.944 (3)	62.89	16.999	12:30:08.908
2 -	1:45.006	50.282	2:35.288 (2)	68.82	2.343	12:32:44.196
3 -	1:41.131	1:23.317	3:04.448	57.94	31.503	12:35:48.644
4 -	1:42.371	50.574	2:32.945 (1)	69.88		12:38:21.589
5 -	2:07.519	57.899	3:05.418	57.64	32.473	12:41:27.007

P19 30 F1 JAMES / JAMES		LCR Suzuki -				
IDEAL LAP TIME : 2:45.310		BEST LAP TIME : 2:45.894		DIFFERENCE : 0.584		
LAP	SECTOR 1	SECTOR 2	LAP TIME	MPH	DIFF	TIME OF DAY
1 -		58.671	3:04.997	57.77	19.103	12:30:23.961
2 -	1:54.847	55.968	2:50.815 (3)	62.57	4.921	12:33:14.776
3 -	1:51.060	54.834	2:45.894 (1)	64.42		12:36:00.670
4 -	1:50.476	58.289	2:48.765 (2)	63.33	2.871	12:38:49.435
5 -	1:56.811	1:03.288	3:00.099	59.34	14.205	12:41:49.534

Weather / Track : Cloudy / Wet

Snetterton 300
Circuit Length = 2.9689 miles
Start: 12:27 Flag 12:39 End: 12:42

BMCRC - MRO Championships 2016 - Rnd 9 @ Snetterton 300

RKB/BMCRC F1 & F2 Sidecars

RACE 2 - SECTOR ANALYSIS

SECTOR 1 = FL to I1, SECTOR 2 = I1 to FL, DIFF = Difference To Personal Best Lap

P20 113 F1 RESTALL / PITT		RCN Yamaha - RCN Engineering				
IDEAL LAP TIME : 2:49.145		BEST LAP TIME : 2:49.778		DIFFERENCE : 0.633		
LAP	SECTOR 1	SECTOR 2	LAP TIME	MPH	DIFF	TIME OF DAY
1 -		1:00.247	3:07.741	56.92	17.963	12:30:26.705
2 -	1:54.524	57.087	2:51.611 (2)	62.28	1.833	12:33:18.316
3 -	1:54.063	57.947	2:52.010 (3)	62.13	2.232	12:36:10.326
4 -	1:52.058	57.720	2:49.778 (1)	62.95		12:39:00.104
5 -	1:56.584	1:00.087	2:56.671	60.49	6.893	12:41:56.775

P21 920 F2 CHADWICK / LANE		GLR Honda -				
IDEAL LAP TIME : 2:55.686		BEST LAP TIME : 2:56.597		DIFFERENCE : 0.911		
LAP	SECTOR 1	SECTOR 2	LAP TIME	MPH	DIFF	TIME OF DAY
1 -		57.287	3:01.963	58.73	5.366	12:30:20.927
2 -	1:59.375	59.004	2:58.379 (2)	59.91	1.782	12:33:19.306
3 -	1:58.717	57.880	2:56.597 (1)	60.52		12:36:15.903
4 -	1:58.399	1:01.212	2:59.611 (3)	59.50	3.014	12:39:15.514
5 -	2:08.284	1:00.787	3:09.071	56.52	12.474	12:42:24.585

P22 19 F1 MacBRIDE / WILKINSON		DDR Suzuki -				
IDEAL LAP TIME : 3:01.943		BEST LAP TIME : 3:02.897		DIFFERENCE : 0.954		
LAP	SECTOR 1	SECTOR 2	LAP TIME	MPH	DIFF	TIME OF DAY
1 -		1:00.591	3:11.183	55.90	8.286	12:30:30.147
2 -	2:01.352	1:01.545	3:02.897 (1)	58.43		12:33:33.044
3 -	2:01.886	1:02.092	3:03.978 (2)	58.09	1.081	12:36:37.022
4 -	2:05.837	1:05.218	3:11.055 (3)	55.94	8.158	12:39:48.077

BMCRC - MRO Championships 2016 - Rnd 9 @ Snetterton 300

RKB/BMCRC F1 & F2 Sidecars

RACE 2 - BEST SECTORS

SECTOR 1				SECTOR 2				IDEAL / BEST COMPARISON				
POS	NO	NAME	TIME	NO	NAME	TIME	POS	NO	NAME	IDEAL	BEST	DIFF
									PERFECT LAP	2:20.769		
1	3	JAMES / TRITTON	1:34.006	3	JAMES / TRITTON	46.763	1	3	JAMES / TRITTON	2:20.769	2:20.769	0.000
2	11	GILBERT / MORGAN	1:36.208	11	GILBERT / MORGAN	46.971	2	11	GILBERT / MORGAN	2:23.179	2:23.474	0.295
3	88	LONGMORE / LONGMORE	1:37.357	188	M & R VANNIEUWENHUYSE	47.762	3	188	M & R VANNIEUWEN	2:25.746	2:26.125	0.379
4	188	M & R VANNIEUWENHUYSE	1:37.984	118	BICKNELL / HAYNES	48.585	4	88	LONGMORE / LONGM	2:25.964	2:26.448	0.484
5	8	ILARIA / PAYNE	1:38.545	88	LONGMORE / LONGMORE	48.607	5	8	ILARIA / PAYNE	2:27.733	2:28.031	0.298
6	55	HIRST / SCHOFIELD	1:39.124	8	ILARIA / PAYNE	49.188	6	118	BICKNELL / HAYNES	2:27.843	2:27.843	0.000
7	118	BICKNELL / HAYNES	1:39.258	18	BLACKWOOD / BLACKWOOD	49.444	7	55	HIRST / SCHOFIELD	2:28.673	2:29.237	0.564
8	17	SCHOFIELD / LOWTHER	1:40.009	55	HIRST / SCHOFIELD	49.549	8	18	BLACKWOOD / BLAC	2:29.638	2:29.638	0.000
9	18	BLACKWOOD / BLACKWOOD	1:40.194	10	WEBB / MORGAN	49.845	9	17	SCHOFIELD / LOWT	2:30.319	2:30.452	0.133
10	10	WEBB / MORGAN	1:40.535	114	SMITH / ANDERSON	50.160	10	10	WEBB / MORGAN	2:30.380	2:30.726	0.346
11	114	SMITH / ANDERSON	1:41.048	75	CLARKE / CLARKE	50.282	11	114	SMITH / ANDERSON	2:31.208	2:31.208	0.000
12	75	CLARKE / CLARKE	1:41.131	17	SCHOFIELD / LOWTHER	50.310	12	75	CLARKE / CLARKE	2:31.413	2:32.945	1.532
13	37	MORPHET / HALLIBURTON	1:42.628	37	MORPHET / HALLIBURTON	50.696	13	37	MORPHET / HALLIBL	2:33.324	2:33.324	0.000
14	92	HILDIGE / HILDIGE	1:42.866	92	HILDIGE / HILDIGE	51.053	14	92	HILDIGE / HILDIGE	2:33.919	2:34.795	0.876
15	136	EDWARDS / EDWARDS	1:43.813	20	TAYLOR / FIELD	51.097	15	20	TAYLOR / FIELD	2:35.197	2:35.865	0.668
16	20	TAYLOR / FIELD	1:44.100	136	EDWARDS / EDWARDS	51.827	16	136	EDWARDS / EDWAR	2:35.640	2:35.640	0.000
17	155	STAINTON / STAINTON	1:46.473	155	STAINTON / STAINTON	53.654	17	155	STAINTON / STAINC	2:40.127	2:40.540	0.413
18	67	PETTMAN / JEFFREY	1:48.527	30	JAMES / JAMES	54.834	18	67	PETTMAN / JEFFREY	2:43.387	2:43.772	0.385
19	30	JAMES / JAMES	1:50.476	67	PETTMAN / JEFFREY	54.860	19	30	JAMES / JAMES	2:45.310	2:45.894	0.584
20	113	RESTALL / PITT	1:52.058	113	RESTALL / PITT	57.087	20	113	RESTALL / PITT	2:49.145	2:49.778	0.633
21	920	CHADWICK / LANE	1:58.399	920	CHADWICK / LANE	57.287	21	920	CHADWICK / LANE	2:55.686	2:56.597	0.911
22	19	MacBRIDE / WILKINSON	2:01.352	19	MacBRIDE / WILKINSON	1:00.591	22	19	MacBRIDE / WILKINS	3:01.943	3:02.897	0.954
23												

Weather / Track : Cloudy / Wet

Results can be found at www.tsl-timing.com

Snetterton 300

Circuit Length = 2.9689 miles

Start: 12:27 Flag 12:39 End: 12:42

Printed - 12:43 Saturday, 17 September 2016

BMCRC - MRO Championships 2016 - Rnd 9 @ Snetterton 300

RKB/BMCRC F1 & F2 Sidecars

RACE 12 - CLASSIFICATION

POS	NO	CL	PIC NAME	ENTRY	LAPS	TIME	GAP	DIFF	MPH	BEST	ON
1	3	F1	1 JAMES / TRITTON	LCR Kawasaki - Difuria Contractors	4	8:11.872			86.91	2:00.721	3
2	114	F1	2 SMITH / ANDERSON	LCR Suzuki -	4	8:40.387	28.515	28.515	82.15	2:07.314	3
3	92	F1	3 HILDIGE / HILDIGE	LCR Suzuki -	4	8:51.771	39.899	11.384	80.39	2:09.064	3
4	11	F2	1 GILBERT / MORGAN	Shelbourne Yamaha -	4	8:56.640	44.768	4.869	79.66	2:12.443	3
5	188	F2	2 M & R VANNIEUWENHUYSE	Shelbourne Honda - Norton Owners club Flanders E	4	8:59.061	47.189	2.421	79.30	2:12.716	3
6	8	F2	3 ILARIA / PAYNE	Windle Suzuki - Powerhouse	4	9:02.858	50.986	3.797	78.75	2:13.405	4
7	55	F1	4 HIRST / SCHOFIELD	LCR Suzuki - Leeds Parcel Company	4	9:06.992	55.120	4.134	78.15	2:13.787	2
8	88	F2	4 LONGMORE / LONGMORE	DMR Honda -	4	9:14.181	1:02.309	7.189	77.14	2:16.332	3
9	17	F2	5 SCHOFIELD / LOWTHER	Windle Suzuki - Witch eLiquid	4	9:17.052	1:05.180	2.871	76.74	2:16.522	3
10	18	F2	6 BLACKWOOD / BLACKWOOD	Shelbourne Suzuki -	4	9:23.917	1:12.045	6.865	75.81	2:17.825	4
11	37	F2	7 MORPHET / HALLIBURTON	LCR Suzuki -	4	9:25.845	1:13.973	1.928	75.55	2:18.457	3
12	10	F1	5 WEBB / EDWARDS	LCR Suzuki -	4	9:30.659	1:18.787	4.814	74.91	2:19.577	4
13	136	F1	6 EDWARDS / EDWARDS	REA Yamaha - ECONOMY HEATING SERVICES	4	9:31.110	1:19.238	0.451	74.85	2:19.314	4
14	67	F1	7 PETTMAN / JEFFREY	Windle Suzuki - MJP racing	4	9:37.744	1:25.872	6.634	73.99	2:21.096	2
15	155	F2	8 STAINTON / STAINTON	LCR Suzuki - Interfuse Ltd	4	9:47.447	1:35.575	9.703	72.77	2:23.104	4
16	75	F1	8 CLARKE / CLARKE	Jacobs Kawasaki -	4	9:47.755	1:35.883	0.308	72.73	2:22.970	4
17	113	F1	9 RESTALL / PITT	RCN Yamaha - RCN Engineering	4	9:56.187	1:44.315	8.432	71.70	2:24.004	3
18	30	F1	10 JAMES / JAMES	LCR Suzuki -	4	9:58.181	1:46.309	1.994	71.47	2:25.101	4
19	20	F2	9 TAYLOR / FIELD	Ireson Honda - SystemsAv	4	10:12.425	2:00.553	14.244	69.80	2:26.592	3
20	19	F1	11 MacBRIDE / WILKINSON	DDR Suzuki -	3	8:50.380	1 Lap	1 Lap	60.45	2:52.776	2
21	920	F2	10 CHADWICK / LANE	GLR Honda -	3	8:56.973	1 Lap	6.593	59.71	2:56.517	2

NOT CLASSIFIED

DNF	32	F2	LUMLEY / WHITNALL	Lumley LUM007 -	0						
DNF	964	F2	ANDERSON / GRAVEL	Molyneux Honda - Mark Kaye of Durham	0						

FASTEST LAP

3	F1	JAMES / TRITTON	LCR Kawasaki - Difuria Contractors	3	2:00.721	88.53 mph	142.48 kph
11	F2	GILBERT / MORGAN	Shelbourne Yamaha -	3	2:12.443	80.69 mph	129.87 kph

Class F1 - 90% of Race Speed = 78.21 mph

Class F2 - 90% of Race Speed = 71.69 mph

Weather / Track : Cloudy / Dry

These results are provisional until the conclusion of any judicial and technical matters.

Snetterton 300

Circuit Length = 2.9689 miles

Start: 10:40 Flag 10:49 End: 10:51

Clerk Of Course :	Timekeeper :
-------------------	--------------

Results can be found at www.tsl-timing.com

Printed - 10:51 Sunday, 18 September 2016



BMCRC - MRO Championships 2016 - Rnd 9 @ Snetterton 300

RKB/BMCRC F1 & F2 Sidecars

RACE 12 - LAP CHART

LAP 1 @ 10:42:58.469

NO	BEHIND	LAP TIME
3		2:08.667
114	8.969	2:17.636
11	9.423	2:18.090
188	11.174	2:19.841
92	11.523	2:20.190
8	11.944	2:20.611
55	12.170	2:20.837
88	14.954	2:23.621
17	16.618	2:25.285
18	18.718	2:27.385
37	19.378	2:28.045
67	21.013	2:29.680
10	22.157	2:30.824
136	22.694	2:31.361
155	26.242	2:34.909
75	26.618	2:35.285
30	30.111	2:38.778
113	30.440	2:39.107
20	39.897	2:48.564
19	52.581	3:01.248
920	53.297	3:01.964

LAP 2 @ 10:45:00.060

NO	BEHIND	LAP TIME
3		2:01.591
114	15.001	2:07.623
92	20.128	2:10.196
11	20.400	2:12.568
188	22.568	2:12.985
55	24.366	2:13.787
8	25.609	2:15.256
88	30.127	2:16.764
17	33.047	2:18.020
18	37.435	2:20.308
37	37.874	2:20.087
10	40.309	2:19.743
67	40.518	2:21.096
136	41.720	2:20.617
155	50.550	2:25.899
75	51.080	2:26.053
30	56.227	2:27.707
113	57.384	2:28.535
20	1:06.151	2:27.845
19	1:43.766	2:52.776
920	1:48.223	2:56.517

LAP 3 @ 10:47:00.781

NO	BEHIND	LAP TIME
3		2:00.721
114	21.594	2:07.314
92	28.471	2:09.064
11	32.122	2:12.443
188	34.563	2:12.716
8	38.474	2:13.586
55	40.783	2:17.138
88	45.738	2:16.332
17	48.848	2:16.522
18	55.113	2:18.399
37	55.610	2:18.457
10	1:00.103	2:20.515
136	1:00.817	2:19.818

67	1:01.803	2:22.006
155	1:13.364	2:23.535
75	1:13.806	2:23.447
113	1:20.667	2:24.004
30	1:22.101	2:26.595
20	1:32.022	2:26.592

LAP 4 @ 10:49:01.674

NO	BEHIND	LAP TIME
3		2:00.893
114	28.515	2:07.814
19	1 Lap	2:56.356
92	39.899	2:12.321
11	44.768	2:13.539
920	1 Lap	2:58.492
188	47.189	2:13.519
8	50.986	2:13.405
55	55.120	2:15.230
88	1:02.309	2:17.464
17	1:05.180	2:17.225
18	1:12.045	2:17.825
37	1:13.973	2:19.256
10	1:18.787	2:19.577
136	1:19.238	2:19.314
67	1:25.872	2:24.962
155	1:35.575	2:23.104
75	1:35.883	2:22.970
113	1:44.315	2:24.541
30	1:46.309	2:25.101
20	2:00.553	2:29.424

Weather / Track : Cloudy / Dry

Results can be found at www.tsl-timing.com

Snetterton 300
Circuit Length = 2.9689 miles
Start: 10:40 Flag 10:49 End: 10:51

Printed - 10:52 Sunday, 18 September 2016

BMCRC - MRO Championships 2016 - Rnd 9 @ Snetterton 300

RKB/BMCRC F1 & F2 Sidecars

RACE 12 - SECTOR ANALYSIS

SECTOR 1 = FL to I1, SECTOR 2 = I1 to FL, DIFF = Difference To Personal Best Lap

P1 3 F1 JAMES / TRITTON		LCR Kawasaki - Difuria Contractors				
IDEAL LAP TIME : 2:00.721		BEST LAP TIME : 2:00.721		DIFFERENCE : 0.000		
LAP	SECTOR 1	SECTOR 2	LAP TIME	MPH	DIFF	TIME OF DAY
1 -		40.570	2:08.667	83.06	7.946	10:42:58.469
2 -	1:21.656	39.935	2:01.591 (3)	87.90	0.870	10:45:00.060
3 -	1:21.170	39.551	2:00.721 (1)	88.53		10:47:00.781
4 -	1:21.292	39.601	2:00.893 (2)	88.40	0.172	10:49:01.674

P2 114 F1 SMITH / ANDERSON		LCR Suzuki -				
IDEAL LAP TIME : 2:06.939		BEST LAP TIME : 2:07.314		DIFFERENCE : 0.375		
LAP	SECTOR 1	SECTOR 2	LAP TIME	MPH	DIFF	TIME OF DAY
1 -		42.618	2:17.636	77.65	10.322	10:43:07.438
2 -	1:25.084	42.539	2:07.623 (2)	83.74	0.309	10:45:15.061
3 -	1:25.110	42.204	2:07.314 (1)	83.95		10:47:22.375
4 -	1:24.735	43.079	2:07.814 (3)	83.62	0.500	10:49:30.189

P3 92 F1 HILDIGE / HILDIGE		LCR Suzuki -				
IDEAL LAP TIME : 2:09.064		BEST LAP TIME : 2:09.064		DIFFERENCE : 0.000		
LAP	SECTOR 1	SECTOR 2	LAP TIME	MPH	DIFF	TIME OF DAY
1 -		44.143	2:20.190	76.23	11.126	10:43:09.992
2 -	1:26.302	43.894	2:10.196 (2)	82.09	1.132	10:45:20.188
3 -	1:25.558	43.506	2:09.064 (1)	82.81		10:47:29.252
4 -	1:26.670	45.651	2:12.321 (3)	80.77	3.257	10:49:41.573

P4 11 F2 GILBERT / MORGAN		Shelbourne Yamaha -				
IDEAL LAP TIME : 2:12.334		BEST LAP TIME : 2:12.443		DIFFERENCE : 0.109		
LAP	SECTOR 1	SECTOR 2	LAP TIME	MPH	DIFF	TIME OF DAY
1 -		44.007	2:18.090	77.39	5.647	10:43:07.892
2 -	1:28.327	44.241	2:12.568 (2)	80.62	0.125	10:45:20.460
3 -	1:28.407	44.036	2:12.443 (1)	80.69		10:47:32.903
4 -	1:29.132	44.407	2:13.539 (3)	80.03	1.096	10:49:46.442

P5 188 F2 M & R VANNIEUWENHUYSE		Shelbourne Honda - Norton Owners club Flanders Branch				
IDEAL LAP TIME : 2:12.258		BEST LAP TIME : 2:12.716		DIFFERENCE : 0.458		
LAP	SECTOR 1	SECTOR 2	LAP TIME	MPH	DIFF	TIME OF DAY
1 -		44.578	2:19.841	76.42	7.125	10:43:09.643
2 -	1:29.465	43.520	2:12.985 (2)	80.37	0.269	10:45:22.628
3 -	1:28.738	43.978	2:12.716 (1)	80.53		10:47:35.344
4 -	1:29.555	43.964	2:13.519 (3)	80.04	0.803	10:49:48.863

P6 8 F2 ILARIA / PAYNE		Windle Suzuki - Powerhouse				
IDEAL LAP TIME : 2:13.131		BEST LAP TIME : 2:13.405		DIFFERENCE : 0.274		
LAP	SECTOR 1	SECTOR 2	LAP TIME	MPH	DIFF	TIME OF DAY
1 -		45.032	2:20.611	76.01	7.206	10:43:10.413
2 -	1:31.055	44.201	2:15.256 (3)	79.02	1.851	10:45:25.669
3 -	1:28.938	44.648	2:13.586 (2)	80.00	0.181	10:47:39.255
4 -	1:29.212	44.193	2:13.405 (1)	80.11		10:49:52.660

P7 55 F1 HIRST / SCHOFIELD		LCR Suzuki - Leeds Parcel Company				
IDEAL LAP TIME : 2:13.667		BEST LAP TIME : 2:13.787		DIFFERENCE : 0.120		
LAP	SECTOR 1	SECTOR 2	LAP TIME	MPH	DIFF	TIME OF DAY
1 -		44.741	2:20.837	75.88	7.050	10:43:10.639
2 -	1:29.315	44.472	2:13.787 (1)	79.88		10:45:24.426
3 -	1:32.762	44.376	2:17.138 (3)	77.93	3.351	10:47:41.564
4 -	1:30.878	44.352	2:15.230 (2)	79.03	1.443	10:49:56.794

Weather / Track : Cloudy / Dry

Snetterton 300

Circuit Length = 2.9689 miles

Start: 10:40 Flag 10:49 End: 10:51

BMCRG - MRO Championships 2016 - Rnd 9 @ Snetterton 300

RKB/BMCRG F1 & F2 Sidecars

RACE 12 - SECTOR ANALYSIS

SECTOR 1 = FL to I1, SECTOR 2 = I1 to FL, DIFF = Difference To Personal Best Lap

P8 88 F2 LONGMORE / LONGMORE		DMR Honda -				
IDEAL LAP TIME : 2:16.079		BEST LAP TIME : 2:16.332		DIFFERENCE : 0.253		
LAP	SECTOR 1	SECTOR 2	LAP TIME	MPH	DIFF	TIME OF DAY
1 -		45.032	2:23.621	74.41	7.289	10:43:13.423
2 -	1:31.566	45.198	2:16.764 (2)	78.14	0.432	10:45:30.187
3 -	1:31.047	45.285	2:16.332 (1)	78.39		10:47:46.519
4 -	1:31.664	45.800	2:17.464 (3)	77.75	1.132	10:50:03.983

P9 17 F2 SCHOFIELD / LOWTHER		Windle Suzuki - Witch eLiquid				
IDEAL LAP TIME : 2:16.522		BEST LAP TIME : 2:16.522		DIFFERENCE : 0.000		
LAP	SECTOR 1	SECTOR 2	LAP TIME	MPH	DIFF	TIME OF DAY
1 -		46.260	2:25.285	73.56	8.763	10:43:15.087
2 -	1:32.141	45.879	2:18.020 (3)	77.43	1.498	10:45:33.107
3 -	1:31.206	45.316	2:16.522 (1)	78.28		10:47:49.629
4 -	1:31.555	45.670	2:17.225 (2)	77.88	0.703	10:50:06.854

P10 18 F2 BLACKWOOD / BLACKWOOD		Shelbourne Suzuki -				
IDEAL LAP TIME : 2:17.825		BEST LAP TIME : 2:17.825		DIFFERENCE : 0.000		
LAP	SECTOR 1	SECTOR 2	LAP TIME	MPH	DIFF	TIME OF DAY
1 -		46.833	2:27.385	72.51	9.560	10:43:17.187
2 -	1:33.358	46.950	2:20.308 (3)	76.17	2.483	10:45:37.495
3 -	1:32.004	46.395	2:18.399 (2)	77.22	0.574	10:47:55.894
4 -	1:31.583	46.242	2:17.825 (1)	77.54		10:50:13.719

P11 37 F2 MORPHET / HALLIBURTON		LCR Suzuki -				
IDEAL LAP TIME : 2:17.934		BEST LAP TIME : 2:18.457		DIFFERENCE : 0.523		
LAP	SECTOR 1	SECTOR 2	LAP TIME	MPH	DIFF	TIME OF DAY
1 -		47.136	2:28.045	72.19	9.588	10:43:17.847
2 -	1:33.133	46.954	2:20.087 (3)	76.29	1.630	10:45:37.934
3 -	1:31.929	46.528	2:18.457 (1)	77.19		10:47:56.391
4 -	1:33.251	46.005	2:19.256 (2)	76.75	0.799	10:50:15.647

P12 10 F1 WEBB / EDWARDS		LCR Suzuki -				
IDEAL LAP TIME : 2:19.125		BEST LAP TIME : 2:19.577		DIFFERENCE : 0.452		
LAP	SECTOR 1	SECTOR 2	LAP TIME	MPH	DIFF	TIME OF DAY
1 -		47.497	2:30.824	70.86	11.247	10:43:20.626
2 -	1:33.363	46.380	2:19.743 (2)	76.48	0.166	10:45:40.369
3 -	1:33.747	46.768	2:20.515 (3)	76.06	0.938	10:48:00.884
4 -	1:32.745	46.832	2:19.577 (1)	76.57		10:50:20.461

P13 136 F1 EDWARDS / EDWARDS		REA Yamaha - ECONOMY HEATING SERVICES				
IDEAL LAP TIME : 2:19.162		BEST LAP TIME : 2:19.314		DIFFERENCE : 0.152		
LAP	SECTOR 1	SECTOR 2	LAP TIME	MPH	DIFF	TIME OF DAY
1 -		47.134	2:31.361	70.61	12.047	10:43:21.163
2 -	1:33.602	47.015	2:20.617 (3)	76.00	1.303	10:45:41.780
3 -	1:33.235	46.583	2:19.818 (2)	76.44	0.504	10:48:01.598
4 -	1:32.579	46.735	2:19.314 (1)	76.71		10:50:20.912

P14 67 F1 PETTMAN / JEFFREY		Windle Suzuki - MJP racing				
IDEAL LAP TIME : 2:21.096		BEST LAP TIME : 2:21.096		DIFFERENCE : 0.000		
LAP	SECTOR 1	SECTOR 2	LAP TIME	MPH	DIFF	TIME OF DAY
1 -		47.802	2:29.680	71.40	8.584	10:43:19.482
2 -	1:33.859	47.237	2:21.096 (1)	75.75		10:45:40.578
3 -	1:34.537	47.469	2:22.006 (2)	75.26	0.910	10:48:02.584
4 -	1:35.745	49.217	2:24.962 (3)	73.73	3.866	10:50:27.546

Weather / Track : Cloudy / Dry

Snetterton 300

Circuit Length = 2.9689 miles

Start: 10:40 Flag 10:49 End: 10:51

BMCRC - MRO Championships 2016 - Rnd 9 @ Snetterton 300

RKB/BMCRC F1 & F2 Sidecars

RACE 12 - SECTOR ANALYSIS

SECTOR 1 = FL to I1, SECTOR 2 = I1 to FL, DIFF = Difference To Personal Best Lap

P15 155 F2 STANTON / STANTON		LCR Suzuki - Interfuse Ltd				
IDEAL LAP TIME : 2:23.094		BEST LAP TIME : 2:23.104				
		DIFFERENCE : 0.010				
LAP	SECTOR 1	SECTOR 2	LAP TIME	MPH	DIFF	TIME OF DAY
1 -		48.312	2:34.909	68.99	11.805	10:43:24.711
2 -	1:36.671	49.228	2:25.899 (3)	73.25	2.795	10:45:50.610
3 -	1:35.910	47.625	2:23.535 (2)	74.46	0.431	10:48:14.145
4 -	1:35.469	47.635	2:23.104 (1)	74.68		10:50:37.249

P16 75 F1 CLARKE / CLARKE		Jacobs Kawasaki -				
IDEAL LAP TIME : 2:22.306		BEST LAP TIME : 2:22.970				
		DIFFERENCE : 0.664				
LAP	SECTOR 1	SECTOR 2	LAP TIME	MPH	DIFF	TIME OF DAY
1 -		48.257	2:35.285	68.82	12.315	10:43:25.087
2 -	1:36.909	49.144	2:26.053 (3)	73.17	3.083	10:45:51.140
3 -	1:36.513	46.934	2:23.447 (2)	74.50	0.477	10:48:14.587
4 -	1:35.372	47.598	2:22.970 (1)	74.75		10:50:37.557

P17 113 F1 RESTALL / PITT		RCN Yamaha - RCN Engineering				
IDEAL LAP TIME : 2:23.823		BEST LAP TIME : 2:24.004				
		DIFFERENCE : 0.181				
LAP	SECTOR 1	SECTOR 2	LAP TIME	MPH	DIFF	TIME OF DAY
1 -		49.996	2:39.107	67.17	15.103	10:43:28.909
2 -	1:38.468	50.067	2:28.535 (3)	71.95	4.531	10:45:57.444
3 -	1:35.540	48.464	2:24.004 (1)	74.22		10:48:21.448
4 -	1:35.359	49.182	2:24.541 (2)	73.94	0.537	10:50:45.989

P18 30 F1 JAMES / JAMES		LCR Suzuki -				
IDEAL LAP TIME : 2:25.101		BEST LAP TIME : 2:25.101				
		DIFFERENCE : 0.000				
LAP	SECTOR 1	SECTOR 2	LAP TIME	MPH	DIFF	TIME OF DAY
1 -		50.336	2:38.778	67.31	13.677	10:43:28.580
2 -	1:38.242	49.465	2:27.707 (3)	72.36	2.606	10:45:56.287
3 -	1:37.189	49.406	2:26.595 (2)	72.90	1.494	10:48:22.882
4 -	1:36.358	48.743	2:25.101 (1)	73.65		10:50:47.983

P19 20 F2 TAYLOR / FIELD		Ireson Honda - SystemsAv				
IDEAL LAP TIME : 2:26.592		BEST LAP TIME : 2:26.592				
		DIFFERENCE : 0.000				
LAP	SECTOR 1	SECTOR 2	LAP TIME	MPH	DIFF	TIME OF DAY
1 -		49.767	2:48.564	63.40	21.972	10:43:38.366
2 -	1:38.592	49.253	2:27.845 (2)	72.29	1.253	10:46:06.211
3 -	1:37.727	48.865	2:26.592 (1)	72.91		10:48:32.803
4 -	1:38.360	51.064	2:29.424 (3)	71.52	2.832	10:51:02.227

P20 19 F1 MacBRIDE / WILKINSON		DDR Suzuki -				
IDEAL LAP TIME : 2:52.581		BEST LAP TIME : 2:52.776				
		DIFFERENCE : 0.195				
LAP	SECTOR 1	SECTOR 2	LAP TIME	MPH	DIFF	TIME OF DAY
1 -		57.940	3:01.248 (3)	58.96	8.472	10:43:51.050
2 -	1:54.641	58.135	2:52.776 (1)	61.86		10:46:43.826
3 -	1:56.939	59.417	2:56.356 (2)	60.60	3.580	10:49:40.182

P21 920 F2 CHADWICK / LANE		GLR Honda -				
IDEAL LAP TIME : 2:56.330		BEST LAP TIME : 2:56.517				
		DIFFERENCE : 0.187				
LAP	SECTOR 1	SECTOR 2	LAP TIME	MPH	DIFF	TIME OF DAY
1 -		58.494	3:01.964 (3)	58.73	5.447	10:43:51.766
2 -	1:57.836	58.681	2:56.517 (1)	60.54		10:46:48.283
3 -	1:58.730	59.762	2:58.492 (2)	59.87	1.975	10:49:46.775

Weather / Track : Cloudy / Dry

Snetterton 300
Circuit Length = 2.9689 miles
Start: 10:40 Flag 10:49 End: 10:51

BMCRC - MRO Championships 2016 - Rnd 9 @ Snetterton 300

RKB/BMCRC F1 & F2 Sidecars

RACE 12 - BEST SECTORS

SECTOR 1			SECTOR 2			IDEAL / BEST COMPARISON						
POS	NO	NAME	TIME	NO	NAME	TIME	POS	NO	NAME	IDEAL	BEST	DIFF
									PERFECT LAP	2:00.721		
1	3	JAMES / TRITTON	1:21.170	3	JAMES / TRITTON	39.551	1	3	JAMES / TRITTON	2:00.721	2:00.721	0.000
2	114	SMITH / ANDERSON	1:24.735	114	SMITH / ANDERSON	42.204	2	114	SMITH / ANDERSON	2:06.939	2:07.314	0.375
3	92	HILDIGE / HILDIGE	1:25.558	92	HILDIGE / HILDIGE	43.506	3	92	HILDIGE / HILDIGE	2:09.064	2:09.064	0.000
4	11	GILBERT / MORGAN	1:28.327	188	M & R VANNIEUWENHUYSE	43.520	4	188	M & R VANNIEUWEN	2:12.258	2:12.716	0.458
5	188	M & R VANNIEUWENHUYSE	1:28.738	11	GILBERT / MORGAN	44.007	5	11	GILBERT / MORGAN	2:12.334	2:12.443	0.109
6	8	ILARIA / PAYNE	1:28.938	8	ILARIA / PAYNE	44.193	6	8	ILARIA / PAYNE	2:13.131	2:13.405	0.274
7	55	HIRST / SCHOFIELD	1:29.315	55	HIRST / SCHOFIELD	44.352	7	55	HIRST / SCHOFIELD	2:13.667	2:13.787	0.120
8	88	LONGMORE / LONGMORE	1:31.047	88	LONGMORE / LONGMORE	45.032	8	88	LONGMORE / LONGM	2:16.079	2:16.332	0.253
9	17	SCHOFIELD / LOWTHER	1:31.206	17	SCHOFIELD / LOWTHER	45.316	9	17	SCHOFIELD / LOWT	2:16.522	2:16.522	0.000
10	18	BLACKWOOD / BLACKWOOD	1:31.583	37	MORPHET / HALLIBURTON	46.005	10	18	BLACKWOOD / BLAC	2:17.825	2:17.825	0.000
11	37	MORPHET / HALLIBURTON	1:31.929	18	BLACKWOOD / BLACKWOOD	46.242	11	37	MORPHET / HALLIBL	2:17.934	2:18.457	0.523
12	136	EDWARDS / EDWARDS	1:32.579	10	WEBB / EDWARDS	46.380	12	10	WEBB / EDWARDS	2:19.125	2:19.577	0.452
13	10	WEBB / EDWARDS	1:32.745	136	EDWARDS / EDWARDS	46.583	13	136	EDWARDS / EDWAR	2:19.162	2:19.314	0.152
14	67	PETTMAN / JEFFREY	1:33.859	75	CLARKE / CLARKE	46.934	14	67	PETTMAN / JEFFREY	2:21.096	2:21.096	0.000
15	113	RESTALL / PITT	1:35.359	67	PETTMAN / JEFFREY	47.237	15	75	CLARKE / CLARKE	2:22.306	2:22.970	0.664
16	75	CLARKE / CLARKE	1:35.372	155	STAINTON / STAINTON	47.625	16	155	STAINTON / STAINC	2:23.094	2:23.104	0.010
17	155	STAINTON / STAINTON	1:35.469	113	RESTALL / PITT	48.464	17	113	RESTALL / PITT	2:23.823	2:24.004	0.181
18	30	JAMES / JAMES	1:36.358	30	JAMES / JAMES	48.743	18	30	JAMES / JAMES	2:25.101	2:25.101	0.000
19	20	TAYLOR / FIELD	1:37.727	20	TAYLOR / FIELD	48.865	19	20	TAYLOR / FIELD	2:26.592	2:26.592	0.000
20	19	MacBRIDE / WILKINSON	1:54.641	19	MacBRIDE / WILKINSON	57.940	20	19	MacBRIDE / WILKINS	2:52.581	2:52.776	0.195
21	920	CHADWICK / LANE	1:57.836	920	CHADWICK / LANE	58.494	21	920	CHADWICK / LANE	2:56.330	2:56.517	0.187
22												
23												

Weather / Track : Cloudy / Dry

Results can be found at www.tsl-timing.com

Snetterton 300

Circuit Length = 2.9689 miles

Start: 10:40 Flag 10:49 End: 10:51

Printed - 10:52 Sunday, 18 September 2016

BMCRC - MRO Championships 2016 - Rnd 9 @ Snetterton 300

RKB/BMCRC F1 & F2 Sidecars

RACE 9 - CLASSIFICATION

POS	NO	CL	PIC NAME	ENTRY	LAPS	TIME	GAP	DIFF	MPH	BEST	ON
1	3	F1	1 JAMES / TRITTON	LCR Kawasaki - Difuria Contractors	6	12:24.850			86.09	2:00.699	4
2	114	F1	2 SMITH / ANDERSON	LCR Suzuki -	6	12:43.855	19.005	19.005	83.95	2:04.469	3
3	92	F1	3 HILDIGE / HILDIGE	LCR Suzuki -	6	13:00.460	35.610	16.605	82.16	2:07.527	2
4	11	F2	1 GILBERT / MORGAN	Shelbourne Yamaha -	6	13:11.407	46.557	10.947	81.03	2:10.446	4
5	8	F2	2 ILARIA / PAYNE	Windle Suzuki - Powerhouse	6	13:11.898	47.048	0.491	80.98	2:09.852	4
6	188	F2	3 M & R VANNIEUWENHUYSE	Shelbourne Honda - Norton Owners club Flanders E	6	13:16.828	51.978	4.930	80.47	2:10.172	3
7	10	F1	4 WEBB / EDWARDS	LCR Suzuki -	6	13:42.234	1:17.384	25.406	77.99	2:15.360	4
8	88	F2	4 LONGMORE / LONGMORE	DMR Honda -	6	13:44.685	1:19.835	2.451	77.76	2:15.696	4
9	17	F2	5 SCHOFIELD / LOWTHER	Windle Suzuki - Witch eLiquid	6	13:48.183	1:23.333	3.498	77.43	2:15.316	4
10	18	F2	6 BLACKWOOD / BLACKWOOD	Shelbourne Suzuki -	6	13:55.646	1:30.796	7.463	76.74	2:16.547	4
11	37	F2	7 MORPHET / HALLIBURTON	LCR Suzuki -	6	13:55.775	1:30.925	0.129	76.72	2:16.601	4
12	75	F1	5 CLARKE / CLARKE	Jacobs Kawasaki -	6	14:05.452	1:40.602	9.677	75.85	2:17.175	4
13	67	F1	6 PETTMAN / JEFFREY	Windle Suzuki - MJP racing	6	14:28.118	2:03.268	22.666	73.87	2:21.658	3
14	155	F2	8 STAINTON / STAINTON	LCR Suzuki - Interfuse Ltd	6	14:28.420	2:03.570	0.302	73.84	2:22.354	6
15	113	F1	7 RESTALL / PITT	RCN Yamaha - RCN Engineering	6	14:29.304	2:04.454	0.884	73.76	2:19.896	5
16	30	F1	8 JAMES / JAMES	LCR Suzuki -	6	14:41.843	2:16.993	12.539	72.72	2:22.777	5
17	20	F2	9 TAYLOR / FIELD	Ireson Honda - SystemsAv	5	12:21.747	1 Lap	1 Lap	72.04	2:25.367	3
18	964	F2	10 ANDERSON / GRAVEL	Molyneux Honda - Mark Kaye of Durham	5	12:21.857	1 Lap	0.110	72.03	2:23.813	4
19	19	F1	9 MacBRIDE / WILKINSON	DDR Suzuki -	5	13:58.412	1 Lap	1:36.555	63.74	2:44.671	4

NOT CLASSIFIED

DNF	920	F2	CHADWICK / LANE	GLR Honda -	3	8:28.260	3 Laps	2 Laps	63.08	2:46.476	2
DNF	55	F1	HIRST / SCHOFIELD	LCR Suzuki - Leeds Parcel Company	2	4:33.827	4 Laps	1 Lap	78.06	2:14.934	2
DNF	136	F1	EDWARDS / EDWARDS	REA Yamaha - ECONOMY HEATING SERVICES	0						
DNF	118	F1	BICKNELL / HAYNES	LCR Kawasaki -	0						

FASTEST LAP

3	F1	JAMES / TRITTON	LCR Kawasaki - Difuria Contractors	4	2:00.699	88.55 mph	142.50 kph
8	F2	ILARIA / PAYNE	Windle Suzuki - Powerhouse	4	2:09.852	82.30 mph	132.46 kph

Class F1 - 90% of Race Speed = 77.48 mph

Class F2 - 90% of Race Speed = 72.92 mph

Snetterton 300

Circuit Length = 2.9689 miles

Start: 14:12 Flag 14:24 End: 14:28

Weather / Track : Cloudy / Dry

These results are provisional until the conclusion of any judicial and technical matters.

Clerk Of Course :	Timekeeper :
-------------------	--------------

Results can be found at www.tsl-timing.com

Printed - 14:28 Sunday, 18 September 2016



BMCRC - MRO Championships 2016 - Rnd 9 @ Snetterton 300

RKB/BMCRC F1 & F2 Sidecars

RACE 9 - LAP CHART

LAP 1 @ 14:14:43.320

NO	BEHIND	LAP TIME
3		2:06.667
114	4.649	2:11.316
92	6.167	2:12.834
11	10.396	2:17.063
55	12.226	2:18.893
8	13.275	2:19.942
188	13.872	2:20.539
10	14.033	2:20.700
88	15.796	2:22.463
17	19.444	2:26.111
18	21.426	2:28.093
37	21.888	2:28.555
75	22.840	2:29.507
155	25.875	2:32.542
20	28.194	2:34.861
67	29.583	2:36.250
113	31.286	2:37.953
964	33.758	2:40.425
30	34.143	2:40.810
19	44.684	2:51.351
920	46.542	2:53.209

LAP 2 @ 14:16:44.163

NO	BEHIND	LAP TIME
3		2:00.843
114	8.591	2:04.785
92	12.851	2:07.527
11	20.841	2:11.288
8	23.536	2:11.104
188	24.971	2:11.942
55	26.317	2:14.934
10	29.199	2:16.009
88	31.023	2:16.070
17	35.125	2:16.524
18	39.255	2:18.672
37	40.162	2:19.117
75	41.796	2:19.799
155	47.989	2:22.957
67	50.792	2:22.052
20	54.429	2:27.078
113	55.280	2:24.837
964	59.576	2:26.661
30	1:00.215	2:26.915
19	1:29.621	2:45.780
920	1:32.175	2:46.476

LAP 3 @ 14:18:44.875

NO	BEHIND	LAP TIME
3		2:00.712
114	12.348	2:04.469
92	20.681	2:08.542
11	31.111	2:10.982
8	33.042	2:10.218
188	34.431	2:10.172
10	45.989	2:17.502
88	47.692	2:17.381
17	50.954	2:16.541
18	56.143	2:17.600
37	56.791	2:17.341
75	1:01.305	2:20.221
155	1:11.346	2:24.069

67	1:11.738	2:21.658
113	1:19.053	2:24.485
20	1:19.084	2:25.367
30	1:23.856	2:24.353
964	1:24.904	2:26.040

LAP 4 @ 14:20:45.574

NO	BEHIND	LAP TIME
3		2:00.699
114	18.157	2:06.508
19	1 Lap	2:51.040
920	1 Lap	2:48.575
92	28.899	2:08.917
11	40.858	2:10.446
8	42.195	2:09.852
188	44.914	2:11.182
10	1:00.650	2:15.360
88	1:02.689	2:15.696
17	1:05.571	2:15.316
18	1:11.991	2:16.547
37	1:12.693	2:16.601
75	1:17.781	2:17.175
155	1:34.168	2:23.521
67	1:34.755	2:23.716
113	1:39.558	2:21.204
20	1:46.777	2:28.392
30	1:47.305	2:24.148
964	1:48.018	2:23.813

LAP 5 @ 14:22:46.983

NO	BEHIND	LAP TIME
3		2:01.409
114	23.773	2:07.025
92	37.184	2:09.694
11	50.591	2:11.142
8	50.735	2:09.949
188	55.072	2:11.567
19	1 Lap	2:44.671
10	1:15.882	2:16.641
88	1:17.548	2:16.268
17	1:19.544	2:15.382
18	1:28.287	2:17.705
37	1:28.817	2:17.533
75	1:34.363	2:17.991
155	1:55.736	2:22.977
67	1:55.896	2:22.550
113	1:58.045	2:19.896
30	2:08.673	2:22.777
20	2:11.417	2:26.049
964	2:11.527	2:24.918

LAP 6 @ 14:25:01.503

NO	BEHIND	LAP TIME
3		2:14.520
114	19.005	2:09.752
92	35.610	2:12.946
11	46.557	2:10.486
8	47.048	2:10.833
188	51.978	2:11.426
10	1:17.384	2:16.022
88	1:19.835	2:16.807
17	1:23.333	2:18.309
18	1:30.796	2:17.029

37	1:30.925	2:16.628
19	1 Lap	2:45.570
75	1:40.602	2:20.759
67	2:03.268	2:21.892
155	2:03.570	2:22.354
113	2:04.454	2:20.929
30	2:16.993	2:22.840

Weather / Track : Cloudy / Dry

Results can be found at www.tsl-timing.com

Snetterton 300
Circuit Length = 2.9689 miles
Start: 14:12 Flag 14:24 End: 14:28

Printed - 14:29 Sunday, 18 September 2016

BMCRC - MRO Championships 2016 - Rnd 9 @ Snetterton 300

RKB/BMCRC F1 & F2 Sidecars

RACE 9 - SECTOR ANALYSIS

SECTOR 1 = FL to I1, SECTOR 2 = I1 to FL, DIFF = Difference To Personal Best Lap

P1 3 F1 JAMES / TRITTON		LCR Kawasaki - Difuria Contractors				
IDEAL LAP TIME : 2:00.419		BEST LAP TIME : 2:00.699		DIFFERENCE : 0.280		
LAP	SECTOR 1	SECTOR 2	LAP TIME	MPH	DIFF	TIME OF DAY
1 -		39.793	2:06.667	84.37	5.968	14:14:43.320
2 -	1:21.429	39.414	2:00.843 (3)	88.44	0.144	14:16:44.163
3 -	1:21.117	39.595	2:00.712 (2)	88.54	0.013	14:18:44.875
4 -	1:21.005	39.694	2:00.699 (1)	88.55		14:20:45.574
5 -	1:21.227	40.182	2:01.409	88.03	0.710	14:22:46.983
6 -	1:22.562	51.958	2:14.520	79.45	13.821	14:25:01.503

P2 114 F1 SMITH / ANDERSON		LCR Suzuki -				
IDEAL LAP TIME : 2:04.403		BEST LAP TIME : 2:04.469		DIFFERENCE : 0.066		
LAP	SECTOR 1	SECTOR 2	LAP TIME	MPH	DIFF	TIME OF DAY
1 -		41.707	2:11.316	81.39	6.847	14:14:47.969
2 -	1:23.638	41.147	2:04.785 (2)	85.65	0.316	14:16:52.754
3 -	1:23.256	41.213	2:04.469 (1)	85.86		14:18:57.223
4 -	1:24.432	42.076	2:06.508 (3)	84.48	2.039	14:21:03.731
5 -	1:24.940	42.085	2:07.025	84.14	2.556	14:23:10.756
6 -	1:26.525	43.227	2:09.752	82.37	5.283	14:25:20.508

P3 92 F1 HILDIGE / HILDIGE		LCR Suzuki -				
IDEAL LAP TIME : 2:06.703		BEST LAP TIME : 2:07.527		DIFFERENCE : 0.824		
LAP	SECTOR 1	SECTOR 2	LAP TIME	MPH	DIFF	TIME OF DAY
1 -		42.162	2:12.834	80.46	5.307	14:14:49.487
2 -	1:24.541	42.986	2:07.527 (1)	83.81		14:16:57.014
3 -	1:25.409	43.133	2:08.542 (2)	83.14	1.015	14:19:05.556
4 -	1:25.622	43.295	2:08.917 (3)	82.90	1.390	14:21:14.473
5 -	1:26.519	43.175	2:09.694	82.40	2.167	14:23:24.167
6 -	1:26.993	45.953	2:12.946	80.39	5.419	14:25:37.113

P4 11 F2 GILBERT / MORGAN		Shelbourne Yamaha -				
IDEAL LAP TIME : 2:10.419		BEST LAP TIME : 2:10.446		DIFFERENCE : 0.027		
LAP	SECTOR 1	SECTOR 2	LAP TIME	MPH	DIFF	TIME OF DAY
1 -		43.699	2:17.063	77.97	6.617	14:14:53.716
2 -	1:28.153	43.135	2:11.288	81.40	0.842	14:17:05.004
3 -	1:27.837	43.145	2:10.982 (3)	81.59	0.536	14:19:15.986
4 -	1:27.482	42.964	2:10.446 (1)	81.93		14:21:26.432
5 -	1:27.950	43.192	2:11.142	81.50	0.696	14:23:37.574
6 -	1:27.455	43.031	2:10.486 (2)	81.90	0.040	14:25:48.060

P5 8 F2 ILARIA / PAYNE		Windle Suzuki - Powerhouse				
IDEAL LAP TIME : 2:09.521		BEST LAP TIME : 2:09.852		DIFFERENCE : 0.331		
LAP	SECTOR 1	SECTOR 2	LAP TIME	MPH	DIFF	TIME OF DAY
1 -		44.975	2:19.942	76.37	10.090	14:14:56.595
2 -	1:27.459	43.645	2:11.104	81.52	1.252	14:17:07.699
3 -	1:27.342	42.876	2:10.218 (3)	82.07	0.366	14:19:17.917
4 -	1:26.836	43.016	2:09.852 (1)	82.30		14:21:27.769
5 -	1:26.865	43.084	2:09.949 (2)	82.24	0.097	14:23:37.718
6 -	1:28.148	42.685	2:10.833	81.69	0.981	14:25:48.551

P6 188 F2 M & R VANNIEUWENHUYSE		Shelbourne Honda - Norton Owners club Flanders Branch				
IDEAL LAP TIME : 2:09.817		BEST LAP TIME : 2:10.172		DIFFERENCE : 0.355		
LAP	SECTOR 1	SECTOR 2	LAP TIME	MPH	DIFF	TIME OF DAY
1 -		44.888	2:20.539	76.05	10.367	14:14:57.192
2 -	1:28.457	43.485	2:11.942	81.00	1.770	14:17:09.134
3 -	1:27.560	42.612	2:10.172 (1)	82.10		14:19:19.306
4 -	1:27.665	43.517	2:11.182 (2)	81.47	1.010	14:21:30.488
5 -	1:27.205	44.362	2:11.567	81.23	1.395	14:23:42.055

Weather / Track : Cloudy / Dry

Snetterton 300
Circuit Length = 2.9689 miles
Start: 14:12 Flag 14:24 End: 14:28

BMCRC - MRO Championships 2016 - Rnd 9 @ Snetterton 300

RKB/BMCRC F1 & F2 Sidecars

RACE 9 - SECTOR ANALYSIS

SECTOR 1 = FL to I1, SECTOR 2 = I1 to FL, DIFF = Difference To Personal Best Lap

6 - 1:28.191 43.235 2:11.426 (3) 81.32 1.254 14:25:53.481

P7 10 F1 WEBB / EDWARDS			LCR Suzuki -			
IDEAL LAP TIME : 2:14.578		BEST LAP TIME : 2:15.360		DIFFERENCE : 0.782		
LAP	SECTOR 1	SECTOR 2	LAP TIME	MPH	DIFF	TIME OF DAY
1 -		44.558	2:20.700	75.96	5.340	14:14:57.353
2 -	1:30.247	45.762	2:16.009 (2)	78.58	0.649	14:17:13.362
3 -	1:31.465	46.037	2:17.502	77.73	2.142	14:19:30.864
4 -	1:30.853	44.507	2:15.360 (1)	78.96		14:21:46.224
5 -	1:30.963	45.678	2:16.641	78.22	1.281	14:24:02.865
6 -	1:31.691	44.331	2:16.022 (3)	78.57	0.662	14:26:18.887

P8 88 F2 LONGMORE / LONGMORE			DMR Honda -			
IDEAL LAP TIME : 2:14.994		BEST LAP TIME : 2:15.696		DIFFERENCE : 0.702		
LAP	SECTOR 1	SECTOR 2	LAP TIME	MPH	DIFF	TIME OF DAY
1 -		44.463	2:22.463	75.02	6.767	14:14:59.116
2 -	1:30.562	45.508	2:16.070 (2)	78.54	0.374	14:17:15.186
3 -	1:31.499	45.882	2:17.381	77.79	1.685	14:19:32.567
4 -	1:30.940	44.756	2:15.696 (1)	78.76		14:21:48.263
5 -	1:30.531	45.737	2:16.268 (3)	78.43	0.572	14:24:04.531
6 -	1:31.812	44.995	2:16.807	78.12	1.111	14:26:21.338

P9 17 F2 SCHOFIELD / LOWTHER			Windle Suzuki - Witch eLiquid			
IDEAL LAP TIME : 2:14.984		BEST LAP TIME : 2:15.316		DIFFERENCE : 0.332		
LAP	SECTOR 1	SECTOR 2	LAP TIME	MPH	DIFF	TIME OF DAY
1 -		45.131	2:26.111	73.15	10.795	14:15:02.764
2 -	1:31.018	45.506	2:16.524 (3)	78.28	1.208	14:17:19.288
3 -	1:31.491	45.050	2:16.541	78.27	1.225	14:19:35.829
4 -	1:30.144	45.172	2:15.316 (1)	78.98		14:21:51.145
5 -	1:29.934	45.448	2:15.382 (2)	78.94	0.066	14:24:06.527
6 -	1:32.036	46.273	2:18.309	77.27	2.993	14:26:24.836

P10 18 F2 BLACKWOOD / BLACKWOOD			Shelbourne Suzuki -			
IDEAL LAP TIME : 2:16.547		BEST LAP TIME : 2:16.547		DIFFERENCE : 0.000		
LAP	SECTOR 1	SECTOR 2	LAP TIME	MPH	DIFF	TIME OF DAY
1 -		46.366	2:28.093	72.17	11.546	14:15:04.746
2 -	1:31.872	46.800	2:18.672	77.07	2.125	14:17:23.418
3 -	1:31.275	46.325	2:17.600 (3)	77.67	1.053	14:19:41.018
4 -	1:30.571	45.976	2:16.547 (1)	78.27		14:21:57.565
5 -	1:31.229	46.476	2:17.705	77.61	1.158	14:24:15.270
6 -	1:30.693	46.336	2:17.029 (2)	77.99	0.482	14:26:32.299

P11 37 F2 MORPHET / HALLIBURTON			LCR Suzuki -			
IDEAL LAP TIME : 2:15.719		BEST LAP TIME : 2:16.601		DIFFERENCE : 0.882		
LAP	SECTOR 1	SECTOR 2	LAP TIME	MPH	DIFF	TIME OF DAY
1 -		45.754	2:28.555	71.94	11.954	14:15:05.208
2 -	1:31.715	47.402	2:19.117	76.82	2.516	14:17:24.325
3 -	1:31.470	45.871	2:17.341 (3)	77.82	0.740	14:19:41.666
4 -	1:31.435	45.166	2:16.601 (1)	78.24		14:21:58.267
5 -	1:30.874	46.659	2:17.533	77.71	0.932	14:24:15.800
6 -	1:30.553	46.075	2:16.628 (2)	78.22	0.027	14:26:32.428

P12 75 F1 CLARKE / CLARKE			Jacobs Kawasaki -			
IDEAL LAP TIME : 2:17.143		BEST LAP TIME : 2:17.175		DIFFERENCE : 0.032		
LAP	SECTOR 1	SECTOR 2	LAP TIME	MPH	DIFF	TIME OF DAY
1 -		47.182	2:29.507	71.48	12.332	14:15:06.160
2 -	1:33.564	46.235	2:19.799 (3)	76.45	2.624	14:17:25.959
3 -	1:34.641	45.580	2:20.221	76.22	3.046	14:19:46.180

Weather / Track : Cloudy / Dry

Snetterton 300
Circuit Length = 2.9689 miles
Start: 14:12 Flag 14:24 End: 14:28

BMCRC - MRO Championships 2016 - Rnd 9 @ Snetterton 300

RKB/BMCRC F1 & F2 Sidecars

RACE 9 - SECTOR ANALYSIS

SECTOR 1 = FL to I1, SECTOR 2 = I1 to FL, DIFF = Difference To Personal Best Lap

4 -	1:31.839	45.336	2:17.175 (1)	77.91		14:22:03.355
5 -	1:31.807	46.184	2:17.991 (2)	77.45	0.816	14:24:21.346
6 -	1:32.538	48.221	2:20.759	75.93	3.584	14:26:42.105

P13 67 F1 PETTMAN / JEFFREY		Windle Suzuki - MJP racing				
IDEAL LAP TIME : 2:20.661		BEST LAP TIME : 2:21.658		DIFFERENCE : 0.997		
LAP	SECTOR 1	SECTOR 2	LAP TIME	MPH	DIFF	TIME OF DAY
1 -		48.294	2:36.250	68.40	14.592	14:15:12.903
2 -	1:34.807	47.245	2:22.052 (3)	75.24	0.394	14:17:34.955
3 -	1:33.740	47.918	2:21.658 (1)	75.44		14:19:56.613
4 -	1:34.961	48.755	2:23.716	74.36	2.058	14:22:20.329
5 -	1:34.900	47.650	2:22.550	74.97	0.892	14:24:42.879
6 -	1:34.971	46.921	2:21.892 (2)	75.32	0.234	14:27:04.771

P14 155 F2 STAINTON / STAINTON		LCR Suzuki - Interfuse Ltd				
IDEAL LAP TIME : 2:22.354		BEST LAP TIME : 2:22.354		DIFFERENCE : 0.000		
LAP	SECTOR 1	SECTOR 2	LAP TIME	MPH	DIFF	TIME OF DAY
1 -		47.894	2:32.542	70.06	10.188	14:15:09.195
2 -	1:34.873	48.084	2:22.957 (2)	74.76	0.603	14:17:32.152
3 -	1:35.256	48.813	2:24.069	74.18	1.715	14:19:56.221
4 -	1:34.790	48.731	2:23.521	74.47	1.167	14:22:19.742
5 -	1:34.900	48.077	2:22.977 (3)	74.75	0.623	14:24:42.719
6 -	1:34.659	47.695	2:22.354 (1)	75.08		14:27:05.073

P15 113 F1 RESTALL / PITT		RCN Yamaha - RCN Engineering				
IDEAL LAP TIME : 2:19.440		BEST LAP TIME : 2:19.896		DIFFERENCE : 0.456		
LAP	SECTOR 1	SECTOR 2	LAP TIME	MPH	DIFF	TIME OF DAY
1 -		49.153	2:37.953	67.66	18.057	14:15:14.606
2 -	1:35.829	49.008	2:24.837 (2)	73.79	4.941	14:17:39.443
3 -	1:35.623	48.862	2:24.485	73.97	4.589	14:20:03.928
4 -	1:33.314	47.890	2:21.204 (3)	75.69	1.308	14:22:25.132
5 -	1:32.257	47.639	2:19.896 (1)	76.40		14:24:45.028
6 -	1:33.746	47.183	2:20.929 (2)	75.84	1.033	14:27:05.957

P16 30 F1 JAMES / JAMES		LCR Suzuki -				
IDEAL LAP TIME : 2:22.095		BEST LAP TIME : 2:22.777		DIFFERENCE : 0.682		
LAP	SECTOR 1	SECTOR 2	LAP TIME	MPH	DIFF	TIME OF DAY
1 -		50.071	2:40.810	66.46	18.033	14:15:17.463
2 -	1:38.050	48.865	2:26.915	72.75	4.138	14:17:44.378
3 -	1:36.410	47.943	2:24.353	74.04	1.576	14:20:08.731
4 -	1:34.498	49.650	2:24.148 (3)	74.14	1.371	14:22:32.879
5 -	1:34.699	48.078	2:22.777 (1)	74.85		14:24:55.656
6 -	1:35.243	47.597	2:22.840 (2)	74.82	0.063	14:27:18.496

P17 20 F2 TAYLOR / FIELD		Ireson Honda - SystemsAv				
IDEAL LAP TIME : 2:25.367		BEST LAP TIME : 2:25.367		DIFFERENCE : 0.000		
LAP	SECTOR 1	SECTOR 2	LAP TIME	MPH	DIFF	TIME OF DAY
1 -		48.767	2:34.861	69.01	9.494	14:15:11.514
2 -	1:38.032	49.046	2:27.078 (3)	72.66	1.711	14:17:38.592
3 -	1:36.619	48.748	2:25.367 (1)	73.52		14:20:03.959
4 -	1:38.649	49.743	2:28.392	72.02	3.025	14:22:32.351
5 -	1:37.171	48.878	2:26.049 (2)	73.18	0.682	14:24:58.400

P18 964 F2 ANDERSON / GRAVEL		Molyneux Honda - Mark Kaye of Durham				
IDEAL LAP TIME : 2:23.813		BEST LAP TIME : 2:23.813		DIFFERENCE : 0.000		
LAP	SECTOR 1	SECTOR 2	LAP TIME	MPH	DIFF	TIME OF DAY
1 -		51.623	2:40.425	66.62	16.612	14:15:17.078
2 -	1:38.195	48.466	2:26.661	72.87	2.848	14:17:43.739

Weather / Track : Cloudy / Dry

Snetterton 300
Circuit Length = 2.9689 miles
Start: 14:12 Flag 14:24 End: 14:28

BMCRC - MRO Championships 2016 - Rnd 9 @ Snetterton 300

RKB/BMCRC F1 & F2 Sidecars

RACE 9 - SECTOR ANALYSIS

SECTOR 1 = FL to I1, SECTOR 2 = I1 to FL, DIFF = Difference To Personal Best Lap

3 -	1:37.478	48.562	2:26.040 (3)	73.18	2.227	14:20:09.779
4 -	1:36.208	47.605	2:23.813 (1)	74.31		14:22:33.592
5 -	1:36.506	48.412	2:24.918 (2)	73.75	1.105	14:24:58.510

P19 19 F1 MacBRIDE / WILKINSON		DDR Suzuki -				
IDEAL LAP TIME : 2:43.295		BEST LAP TIME : 2:44.671		DIFFERENCE : 1.376		
LAP	SECTOR 1	SECTOR 2	LAP TIME	MPH	DIFF	TIME OF DAY
1 -		54.117	2:51.351	62.37	6.680	14:15:28.004
2 -	1:49.178	56.602	2:45.780 (3)	64.47	1.109	14:18:13.784
3 -	1:53.424	57.616	2:51.040	62.48	6.369	14:21:04.824
4 -	1:49.910	54.761	2:44.671 (1)	64.90		14:23:49.495
5 -	1:49.906	55.664	2:45.570 (2)	64.55	0.899	14:26:35.065

P20 920 F2 CHADWICK / LANE		GLR Honda -				
IDEAL LAP TIME : 2:46.476		BEST LAP TIME : 2:46.476		DIFFERENCE : 0.000		
LAP	SECTOR 1	SECTOR 2	LAP TIME	MPH	DIFF	TIME OF DAY
1 -		55.238	2:53.209 (3)	61.70	6.733	14:15:29.862
2 -	1:51.378	55.098	2:46.476 (1)	64.20		14:18:16.338
3 -	1:51.398	57.177	2:48.575 (2)	63.40	2.099	14:21:04.913

P21 55 F1 HIRST / SCHOFIELD		LCR Suzuki - Leeds Parcel Company				
IDEAL LAP TIME : 2:14.671		BEST LAP TIME : 2:14.934		DIFFERENCE : 0.263		
LAP	SECTOR 1	SECTOR 2	LAP TIME	MPH	DIFF	TIME OF DAY
1 -		44.241	2:18.893 (2)	76.95	3.959	14:14:55.546
2 -	1:30.430	44.504	2:14.934 (1)	79.20		14:17:10.480

BMCRC - MRO Championships 2016 - Rnd 9 @ Snetterton 300

RKB/BMCRC F1 & F2 Sidecars

RACE 9 - BEST SECTORS

SECTOR 1			SECTOR 2			IDEAL / BEST COMPARISON						
POS	NO	NAME	TIME	NO	NAME	TIME	POS	NO	NAME	IDEAL	BEST	DIFF
									PERFECT LAP	2:00.419		
1	3	JAMES / TRITTON	1:21.005	3	JAMES / TRITTON	39.414	1	3	JAMES / TRITTON	2:00.419	2:00.699	0.280
2	114	SMITH / ANDERSON	1:23.256	114	SMITH / ANDERSON	41.147	2	114	SMITH / ANDERSON	2:04.403	2:04.469	0.066
3	92	HILDIGE / HILDIGE	1:24.541	92	HILDIGE / HILDIGE	42.162	3	92	HILDIGE / HILDIGE	2:06.703	2:07.527	0.824
4	8	ILARIA / PAYNE	1:26.836	188	M & R VANNIEUWENHUYSE	42.612	4	8	ILARIA / PAYNE	2:09.521	2:09.852	0.331
5	188	M & R VANNIEUWENHUYSE	1:27.205	8	ILARIA / PAYNE	42.685	5	188	M & R VANNIEUWEN	2:09.817	2:10.172	0.355
6	11	GILBERT / MORGAN	1:27.455	11	GILBERT / MORGAN	42.964	6	11	GILBERT / MORGAN	2:10.419	2:10.446	0.027
7	17	SCHOFIELD / LOWTHER	1:29.934	55	HIRST / SCHOFIELD	44.241	7	10	WEBB / EDWARDS	2:14.578	2:15.360	0.782
8	10	WEBB / EDWARDS	1:30.247	10	WEBB / EDWARDS	44.331	8	55	HIRST / SCHOFIELD	2:14.671	2:14.934	0.263
9	55	HIRST / SCHOFIELD	1:30.430	88	LONGMORE / LONGMORE	44.463	9	17	SCHOFIELD / LOWTHER	2:14.984	2:15.316	0.332
10	88	LONGMORE / LONGMORE	1:30.531	17	SCHOFIELD / LOWTHER	45.050	10	88	LONGMORE / LONGMORE	2:14.994	2:15.696	0.702
11	37	MORPHET / HALLIBURTON	1:30.553	37	MORPHET / HALLIBURTON	45.166	11	37	MORPHET / HALLIBURTON	2:15.719	2:16.601	0.882
12	18	BLACKWOOD / BLACKWOOD	1:30.571	75	CLARKE / CLARKE	45.336	12	18	BLACKWOOD / BLACKWOOD	2:16.547	2:16.547	0.000
13	75	CLARKE / CLARKE	1:31.807	18	BLACKWOOD / BLACKWOOD	45.976	13	75	CLARKE / CLARKE	2:17.143	2:17.175	0.032
14	113	RESTALL / PITT	1:32.257	67	PETTMAN / JEFFREY	46.921	14	113	RESTALL / PITT	2:19.440	2:19.896	0.456
15	67	PETTMAN / JEFFREY	1:33.740	113	RESTALL / PITT	47.183	15	67	PETTMAN / JEFFREY	2:20.661	2:21.658	0.997
16	30	JAMES / JAMES	1:34.498	30	JAMES / JAMES	47.597	16	30	JAMES / JAMES	2:22.095	2:22.777	0.682
17	155	STAINTON / STAINTON	1:34.659	964	ANDERSON / GRAVEL	47.605	17	155	STAINTON / STAINTON	2:22.354	2:22.354	0.000
18	964	ANDERSON / GRAVEL	1:36.208	155	STAINTON / STAINTON	47.695	18	964	ANDERSON / GRAVEL	2:23.813	2:23.813	0.000
19	20	TAYLOR / FIELD	1:36.619	20	TAYLOR / FIELD	48.748	19	20	TAYLOR / FIELD	2:25.367	2:25.367	0.000
20	19	MacBRIDE / WILKINSON	1:49.178	19	MacBRIDE / WILKINSON	54.117	20	19	MacBRIDE / WILKINSON	2:43.295	2:44.671	1.376
21	920	CHADWICK / LANE	1:51.378	920	CHADWICK / LANE	55.098	21	920	CHADWICK / LANE	2:46.476	2:46.476	0.000
22												
23												

Weather / Track : Cloudy / Dry

Results can be found at www.tsl-timing.com

Snetterton 300

Circuit Length = 2.9689 miles

Start: 14:12 Flag 14:24 End: 14:28

Printed - 14:29 Sunday, 18 September 2016

BMCRC - MRO Championships 2016 - Rnd 9 @ Snetterton 300

RKB/BMCRC F1 & F2 Sidecars

RACE 18 - CLASSIFICATION

POS	NO	CL	PIC NAME	ENTRY	LAPS	TIME	GAP	DIFF	MPH	BEST	ON
1	3	F1	1 JAMES / TRITTON	LCR Kawasaki - Difuria Contractors	6	12:14.180			87.34	2:00.658	4
2	114	F1	2 SMITH / ANDERSON	LCR Suzuki -	6	12:42.058	27.878	27.878	84.15	2:04.596	2
3	92	F1	3 HILDIGE / HILDIGE	LCR Suzuki -	6	13:03.701	49.521	21.643	81.82	2:08.739	2
4	11	F2	1 GILBERT / MORGAN	Shelbourne Yamaha -	6	13:15.841	1:01.661	12.140	80.57	2:10.939	3
5	8	F2	2 ILARIA / PAYNE	Windle Suzuki - Powerhouse	6	13:15.910	1:01.730	0.069	80.57	2:10.681	2
6	188	F2	3 M & R VANNIEUWENHUYSE	Shelbourne Honda - Norton Owners club Flanders E	6	13:16.076	1:01.896	0.166	80.55	2:10.329	3
7	10	F1	4 WEBB / EDWARDS	LCR Suzuki -	6	13:35.303	1:21.123	19.227	78.65	2:14.467	3
8	88	F2	4 LONGMORE / LONGMORE	DMR Honda -	6	13:40.999	1:26.819	5.696	78.11	2:14.886	5
9	37	F2	5 MORPHET / HALLIBURTON	LCR Suzuki -	6	13:44.351	1:30.171	3.352	77.79	2:14.928	5
10	136	F1	5 EDWARDS / EDWARDS	REA Yamaha - ECONOMY HEATING SERVICES	6	13:55.284	1:41.104	10.933	76.77	2:14.937	4
11	18	F2	6 BLACKWOOD / BLACKWOOD	Shelbourne Suzuki -	6	13:57.527	1:43.347	2.243	76.56	2:18.131	4
12	75	F1	6 CLARKE / CLARKE	Jacobs Kawasaki -	6	14:09.370	1:55.190	11.843	75.50	2:16.822	3
13	155	F2	7 STAINTON / STAINTON	LCR Suzuki - Interfuse Ltd	6	14:26.264	2:12.084	16.894	74.02	2:22.268	5
14	67	F1	7 PETTMAN / JEFFREY	Windle Suzuki - MJP racing	6	14:30.744	2:16.564	4.480	73.64	2:18.193	2
15	30	F1	8 JAMES / JAMES	LCR Suzuki -	5	12:23.158	1 Lap	1 Lap	71.90	2:25.040	5
16	20	F2	8 TAYLOR / FIELD	Ireson Honda - SystemsAv	5	12:53.743	1 Lap	30.585	69.06	2:31.724	2
17	19	F1	9 MacBRIDE / WILKINSON	DDR Suzuki -	5	14:02.245	1 Lap	1:08.502	63.44	2:46.348	2

NOT CLASSIFIED

DNF	964	F2	ANDERSON / GRAVEL	Molyneux Honda - Mark Kaye of Durham	4	9:53.076	2 Laps	1 Lap	72.08	2:24.619	4
DNF	118	F1	BICKNELL / HAYNES	LCR Kawasaki -	0						

FASTEST LAP

	3	F1	JAMES / TRITTON	LCR Kawasaki - Difuria Contractors	4	2:00.658		88.58 mph	142.55 kph		
	188	F2	M & R VANNIEUWENHUYSE	Shelbourne Honda - Norton Owners club Flanders E	3	2:10.329		82.00 mph	131.97 kph		

Class F1 - 90% of Race Speed = 78.60 mph

Class F2 - 90% of Race Speed = 72.51 mph

Snetterton 300

Circuit Length = 2.9689 miles

Start: 17:47 Flag 17:59 End: 18:02

Weather / Track : Cloudy / Dry

These results are provisional until the conclusion of any judicial and technical matters.

Clerk Of Course :	Timekeeper :
-------------------	--------------

Results can be found at www.tsl-timing.com

Printed - 18:02 Sunday, 18 September 2016



BMCRC - MRO Championships 2016 - Rnd 9 @ Snetterton 300

RKB/BMCRC F1 & F2 Sidecars

RACE 18 - LAP CHART

LAP 1 @ 17:49:48.532			LAP 4 @ 17:55:50.943		
NO	BEHIND	LAP TIME	NO	BEHIND	LAP TIME
3		2:06.378	3		2:00.658
114	2.879	2:09.257	114	16.689	2:06.966
92	8.385	2:14.763	19	1 Lap	2:49.911
11	10.448	2:16.826	92	33.969	2:09.358
8	10.520	2:16.898	8	41.593	2:11.831
188	11.990	2:18.368	11	42.702	2:12.458
10	14.617	2:20.995	188	42.916	2:10.825
88	16.177	2:22.555	10	56.394	2:14.538
18	18.457	2:24.835	88	1:02.042	2:16.081
37	19.114	2:25.492	37	1:05.355	2:15.574
67	21.148	2:27.526	18	1:12.417	2:18.131
75	23.273	2:29.651	136	1:13.602	2:14.937
155	24.676	2:31.054	75	1:17.484	2:21.546
136	24.804	2:31.182	67	1:17.994	2:22.139
964	30.009	2:36.387	155	1:32.223	2:23.449
30	31.730	2:38.108	964	1:44.287	2:24.619
20	37.679	2:44.057	30	1:49.329	2:25.523
19	44.534	2:50.912			

LAP 2 @ 17:51:49.319			LAP 5 @ 17:57:52.050		
NO	BEHIND	LAP TIME	NO	BEHIND	LAP TIME
3		2:00.787	3		2:01.107
114	6.688	2:04.596	20	1 Lap	2:32.094
92	16.337	2:08.739	114	22.964	2:07.382
8	20.414	2:10.681	92	42.854	2:09.992
11	20.929	2:11.268	11	53.489	2:11.894
188	23.386	2:12.183	8	53.744	2:13.258
10	29.013	2:15.183	188	54.750	2:12.941
88	31.371	2:15.981	19	1 Lap	2:48.551
37	35.290	2:16.963	10	1:10.612	2:15.325
18	36.480	2:18.810	88	1:15.821	2:14.886
67	38.554	2:18.193	37	1:19.176	2:14.928
75	40.740	2:18.254	136	1:27.465	2:14.970
136	43.798	2:19.781	18	1:29.452	2:18.142
155	47.069	2:23.180	75	1:34.737	2:18.360
964	56.147	2:26.925	67	1:48.449	2:31.562
30	59.281	2:28.338	155	1:53.384	2:22.268
20	1:08.616	2:31.724			
19	1:30.095	2:46.348			

LAP 3 @ 17:53:50.285			LAP 6 @ 17:59:56.334		
NO	BEHIND	LAP TIME	NO	BEHIND	LAP TIME
3		2:00.966	3		2:04.284
114	10.381	2:04.659	30	1 Lap	2:25.040
92	25.269	2:09.898	114	27.878	2:09.198
8	30.420	2:10.972	20	1 Lap	2:31.752
11	30.902	2:10.939	92	49.521	2:10.951
188	32.749	2:10.329	11	1:01.661	2:12.456
10	42.514	2:14.467	8	1:01.730	2:12.270
88	46.619	2:16.214	188	1:01.896	2:11.430
37	50.439	2:16.115	10	1:21.123	2:14.795
18	54.944	2:19.430	88	1:26.819	2:15.282
67	56.513	2:18.925	37	1:30.171	2:15.279
75	56.596	2:16.822	136	1:41.104	2:17.923
136	59.323	2:16.491	18	1:43.347	2:18.179
155	1:09.432	2:23.329	19	1 Lap	2:46.523
964	1:20.326	2:25.145	75	1:55.190	2:24.737
30	1:24.464	2:26.149	155	2:12.084	2:22.984
20	1:41.766	2:34.116	67	2:16.564	2:32.399

Weather / Track : Cloudy / Dry

Results can be found at www.tsl-timing.com

Snetterton 300
Circuit Length = 2.9689 miles
Start: 17:47 Flag 17:59 End: 18:02

Printed - 18:03 Sunday, 18 September 2016

BMCRC - MRO Championships 2016 - Rnd 9 @ Snetterton 300

RKB/BMCRC F1 & F2 Sidecars

RACE 18 - SECTOR ANALYSIS

SECTOR 1 = FL to I1, SECTOR 2 = I1 to FL, DIFF = Difference To Personal Best Lap

P1 3 F1 JAMES / TRITTON		LCR Kawasaki - Difuria Contractors				
IDEAL LAP TIME : 2:00.555		BEST LAP TIME : 2:00.658		DIFFERENCE : 0.103		
LAP	SECTOR 1	SECTOR 2	LAP TIME	MPH	DIFF	TIME OF DAY
1 -		39.743	2:06.378	84.57	5.720	17:49:48.532
2 -	1:21.282	39.505	2:00.787 (2)	88.48	0.129	17:51:49.319
3 -	1:21.102	39.864	2:00.966 (3)	88.35	0.308	17:53:50.285
4 -	1:21.050	39.608	2:00.658 (1)	88.58		17:55:50.943
5 -	1:21.177	39.930	2:01.107	88.25	0.449	17:57:52.050
6 -	1:23.816	40.468	2:04.284	85.99	3.626	17:59:56.334

P2 114 F1 SMITH / ANDERSON		LCR Suzuki -				
IDEAL LAP TIME : 2:03.979		BEST LAP TIME : 2:04.596		DIFFERENCE : 0.617		
LAP	SECTOR 1	SECTOR 2	LAP TIME	MPH	DIFF	TIME OF DAY
1 -		40.943	2:09.257	82.68	4.661	17:49:51.411
2 -	1:23.036	41.560	2:04.596 (1)	85.78		17:51:56.007
3 -	1:23.371	41.288	2:04.659 (2)	85.73	0.063	17:54:00.666
4 -	1:24.232	42.734	2:06.966 (3)	84.18	2.370	17:56:07.632
5 -	1:24.750	42.632	2:07.382	83.90	2.786	17:58:15.014
6 -	1:26.017	43.181	2:09.198	82.72	4.602	18:00:24.212

P3 92 F1 HILDIGE / HILDIGE		LCR Suzuki -				
IDEAL LAP TIME : 2:08.739		BEST LAP TIME : 2:08.739		DIFFERENCE : 0.000		
LAP	SECTOR 1	SECTOR 2	LAP TIME	MPH	DIFF	TIME OF DAY
1 -		43.319	2:14.763	79.30	6.024	17:49:56.917
2 -	1:25.634	43.105	2:08.739 (1)	83.02		17:52:05.656
3 -	1:26.214	43.684	2:09.898 (3)	82.28	1.159	17:54:15.554
4 -	1:26.171	43.187	2:09.358 (2)	82.62	0.619	17:56:24.912
5 -	1:26.333	43.659	2:09.992	82.22	1.253	17:58:34.904
6 -	1:26.547	44.404	2:10.951	81.61	2.212	18:00:45.855

P4 11 F2 GILBERT / MORGAN		Shelbourne Yamaha -				
IDEAL LAP TIME : 2:10.371		BEST LAP TIME : 2:10.939		DIFFERENCE : 0.568		
LAP	SECTOR 1	SECTOR 2	LAP TIME	MPH	DIFF	TIME OF DAY
1 -		43.477	2:16.826	78.11	5.887	17:49:58.980
2 -	1:28.548	42.720	2:11.268 (2)	81.42	0.329	17:52:10.248
3 -	1:27.651	43.288	2:10.939 (1)	81.62		17:54:21.187
4 -	1:28.449	44.009	2:12.458	80.69	1.519	17:56:33.645
5 -	1:28.625	43.269	2:11.894 (3)	81.03	0.955	17:58:45.539
6 -	1:28.088	44.368	2:12.456	80.69	1.517	18:00:57.995

P5 8 F2 ILARIA / PAYNE		Windle Suzuki - Powerhouse				
IDEAL LAP TIME : 2:10.655		BEST LAP TIME : 2:10.681		DIFFERENCE : 0.026		
LAP	SECTOR 1	SECTOR 2	LAP TIME	MPH	DIFF	TIME OF DAY
1 -		43.659	2:16.898	78.07	6.217	17:49:59.052
2 -	1:27.356	43.325	2:10.681 (1)	81.78		17:52:09.733
3 -	1:27.640	43.332	2:10.972 (2)	81.60	0.291	17:54:20.705
4 -	1:28.143	43.688	2:11.831 (3)	81.07	1.150	17:56:32.536
5 -	1:29.959	43.299	2:13.258	80.20	2.577	17:58:45.794
6 -	1:27.899	44.371	2:12.270	80.80	1.589	18:00:58.064

P6 188 F2 M & R VANNIEUWENHUYSE		Shelbourne Honda - Norton Owners club Flanders Branch				
IDEAL LAP TIME : 2:09.925		BEST LAP TIME : 2:10.329		DIFFERENCE : 0.404		
LAP	SECTOR 1	SECTOR 2	LAP TIME	MPH	DIFF	TIME OF DAY
1 -		43.499	2:18.368	77.24	8.039	17:50:00.522
2 -	1:28.445	43.738	2:12.183	80.85	1.854	17:52:12.705
3 -	1:27.610	42.719	2:10.329 (1)	82.00		17:54:23.034
4 -	1:27.206	43.619	2:10.825 (2)	81.69	0.496	17:56:33.859
5 -	1:28.761	44.180	2:12.941	80.39	2.612	17:58:46.800

Weather / Track : Cloudy / Dry

Snetterton 300

Circuit Length = 2.9689 miles

Start: 17:47 Flag 17:59 End: 18:02

BMCRC - MRO Championships 2016 - Rnd 9 @ Snetterton 300

RKB/BMCRC F1 & F2 Sidecars

RACE 18 - SECTOR ANALYSIS

SECTOR 1 = FL to I1, SECTOR 2 = I1 to FL, DIFF = Difference To Personal Best Lap

6 - 1:27.880 43.550 2:11.430 (3) 81.32 1.101 18:00:58.230

P7 10 F1 WEBB / EDWARDS			LCR Suzuki -			
IDEAL LAP TIME : 2:14.282			BEST LAP TIME : 2:14.467		DIFFERENCE : 0.185	
LAP	SECTOR 1	SECTOR 2	LAP TIME	MPH	DIFF	TIME OF DAY
1 -		44.607	2:20.995	75.80	6.528	17:50:03.149
2 -	1:30.526	44.657	2:15.183	79.06	0.716	17:52:18.332
3 -	1:29.998	44.469	2:14.467 (1)	79.48		17:54:32.799
4 -	1:29.873	44.665	2:14.538 (2)	79.44	0.071	17:56:47.337
5 -	1:30.241	45.084	2:15.325	78.98	0.858	17:59:02.662
6 -	1:29.813	44.982	2:14.795 (3)	79.29	0.328	18:01:17.457

P8 88 F2 LONGMORE / LONGMORE			DMR Honda -			
IDEAL LAP TIME : 2:14.886			BEST LAP TIME : 2:14.886		DIFFERENCE : 0.000	
LAP	SECTOR 1	SECTOR 2	LAP TIME	MPH	DIFF	TIME OF DAY
1 -		45.319	2:22.555	74.97	7.669	17:50:04.709
2 -	1:31.181	44.800	2:15.981 (3)	78.59	1.095	17:52:20.690
3 -	1:31.159	45.055	2:16.214	78.46	1.328	17:54:36.904
4 -	1:30.975	45.106	2:16.081	78.54	1.195	17:56:52.985
5 -	1:30.313	44.573	2:14.886 (1)	79.23		17:59:07.871
6 -	1:30.431	44.851	2:15.282 (2)	79.00	0.396	18:01:23.153

P9 37 F2 MORPHET / HALLIBURTON			LCR Suzuki -			
IDEAL LAP TIME : 2:14.186			BEST LAP TIME : 2:14.928		DIFFERENCE : 0.742	
LAP	SECTOR 1	SECTOR 2	LAP TIME	MPH	DIFF	TIME OF DAY
1 -		45.866	2:25.492	73.46	10.564	17:50:07.646
2 -	1:31.557	45.406	2:16.963	78.03	2.035	17:52:24.609
3 -	1:30.831	45.284	2:16.115	78.52	1.187	17:54:40.724
4 -	1:30.431	45.143	2:15.574 (3)	78.83	0.646	17:56:56.298
5 -	1:29.674	45.254	2:14.928 (1)	79.21		17:59:11.226
6 -	1:30.767	44.512	2:15.279 (2)	79.00	0.351	18:01:26.505

P10 136 F1 EDWARDS / EDWARDS			REA Yamaha - ECONOMY HEATING SERVICES			
IDEAL LAP TIME : 2:14.392			BEST LAP TIME : 2:14.937		DIFFERENCE : 0.545	
LAP	SECTOR 1	SECTOR 2	LAP TIME	MPH	DIFF	TIME OF DAY
1 -		46.909	2:31.182	70.69	16.245	17:50:13.336
2 -	1:34.207	45.574	2:19.781	76.46	4.844	17:52:33.117
3 -	1:31.014	45.477	2:16.491 (3)	78.30	1.554	17:54:49.608
4 -	1:29.519	45.418	2:14.937 (1)	79.20		17:57:04.545
5 -	1:30.097	44.873	2:14.970 (2)	79.18	0.033	17:59:19.515
6 -	1:30.466	47.457	2:17.923	77.49	2.986	18:01:37.438

P11 18 F2 BLACKWOOD / BLACKWOOD			Shelbourne Suzuki -			
IDEAL LAP TIME : 2:17.252			BEST LAP TIME : 2:18.131		DIFFERENCE : 0.879	
LAP	SECTOR 1	SECTOR 2	LAP TIME	MPH	DIFF	TIME OF DAY
1 -		45.766	2:24.835	73.79	6.704	17:50:06.989
2 -	1:32.321	46.489	2:18.810	76.99	0.679	17:52:25.799
3 -	1:32.486	46.944	2:19.430	76.65	1.299	17:54:45.229
4 -	1:31.486	46.645	2:18.131 (1)	77.37		17:57:03.360
5 -	1:31.830	46.312	2:18.142 (2)	77.37	0.011	17:59:21.502
6 -	1:31.942	46.237	2:18.179 (3)	77.34	0.048	18:01:39.681

P12 75 F1 CLARKE / CLARKE			Jacobs Kawasaki -			
IDEAL LAP TIME : 2:16.822			BEST LAP TIME : 2:16.822		DIFFERENCE : 0.000	
LAP	SECTOR 1	SECTOR 2	LAP TIME	MPH	DIFF	TIME OF DAY
1 -		45.808	2:29.651	71.41	12.829	17:50:11.805
2 -	1:31.648	46.606	2:18.254 (2)	77.30	1.432	17:52:30.059
3 -	1:31.412	45.410	2:16.822 (1)	78.11		17:54:46.881

Weather / Track : Cloudy / Dry

Snetterton 300
Circuit Length = 2.9689 miles
Start: 17:47 Flag 17:59 End: 18:02

BMCRC - MRO Championships 2016 - Rnd 9 @ Snetterton 300

RKB/BMCRC F1 & F2 Sidecars

RACE 18 - SECTOR ANALYSIS

SECTOR 1 = FL to I1, SECTOR 2 = I1 to FL, DIFF = Difference To Personal Best Lap

4 -	1:35.159	46.387	2:21.546	75.50	4.724	17:57:08.427
5 -	1:32.347	46.013	2:18.360 (3)	77.24	1.538	17:59:26.787
6 -	1:36.705	48.032	2:24.737	73.84	7.915	18:01:51.524

P13 155 F2 STANTON / STANTON	LCR Suzuki - Interfuse Ltd					
IDEAL LAP TIME : 2:22.268	BEST LAP TIME : 2:22.268	DIFFERENCE : 0.000				
LAP	SECTOR 1	SECTOR 2	LAP TIME	MPH	DIFF	TIME OF DAY
1 -		48.666	2:31.054	70.75	8.786	17:50:13.208
2 -	1:34.732	48.448	2:23.180 (3)	74.64	0.912	17:52:36.388
3 -	1:34.726	48.603	2:23.329	74.57	1.061	17:54:59.717
4 -	1:35.451	47.998	2:23.449	74.50	1.181	17:57:23.166
5 -	1:34.323	47.945	2:22.268 (1)	75.12		17:59:45.434
6 -	1:34.902	48.082	2:22.984 (2)	74.75	0.716	18:02:08.418

P14 67 F1 PETTMAN / JEFFREY	Windle Suzuki - MJP racing					
IDEAL LAP TIME : 2:18.193	BEST LAP TIME : 2:18.193	DIFFERENCE : 0.000				
LAP	SECTOR 1	SECTOR 2	LAP TIME	MPH	DIFF	TIME OF DAY
1 -		46.814	2:27.526	72.44	9.333	17:50:09.680
2 -	1:32.044	46.149	2:18.193 (1)	77.34		17:52:27.873
3 -	1:32.148	46.777	2:18.925 (2)	76.93	0.732	17:54:46.798
4 -	1:32.708	49.431	2:22.139 (3)	75.19	3.946	17:57:08.937
5 -	1:39.984	51.578	2:31.562	70.51	13.369	17:59:40.499
6 -	1:40.746	51.653	2:32.399	70.13	14.206	18:02:12.898

P15 30 F1 JAMES / JAMES	LCR Suzuki -					
IDEAL LAP TIME : 2:25.040	BEST LAP TIME : 2:25.040	DIFFERENCE : 0.000				
LAP	SECTOR 1	SECTOR 2	LAP TIME	MPH	DIFF	TIME OF DAY
1 -		49.339	2:38.108	67.59	13.068	17:50:20.262
2 -	1:39.026	49.312	2:28.338	72.05	3.298	17:52:48.600
3 -	1:37.547	48.602	2:26.149 (3)	73.13	1.109	17:55:14.749
4 -	1:36.965	48.558	2:25.523 (2)	73.44	0.483	17:57:40.272
5 -	1:36.954	48.086	2:25.040 (1)	73.69		18:00:05.312

P16 20 F2 TAYLOR / FIELD	Ireson Honda - SystemsAv					
IDEAL LAP TIME : 2:31.030	BEST LAP TIME : 2:31.724	DIFFERENCE : 0.694				
LAP	SECTOR 1	SECTOR 2	LAP TIME	MPH	DIFF	TIME OF DAY
1 -		56.231	2:44.057	65.14	12.333	17:50:26.211
2 -	1:40.002	51.722	2:31.724 (1)	70.44		17:52:57.935
3 -	1:42.860	51.256	2:34.116	69.35	2.392	17:55:32.051
4 -	1:40.667	51.427	2:32.094 (3)	70.27	0.370	17:58:04.145
5 -	1:40.724	51.028	2:31.752 (2)	70.43	0.028	18:00:35.897

P17 19 F1 MacBRIDE / WILKINSON	DDR Suzuki -					
IDEAL LAP TIME : 2:43.838	BEST LAP TIME : 2:46.348	DIFFERENCE : 2.510				
LAP	SECTOR 1	SECTOR 2	LAP TIME	MPH	DIFF	TIME OF DAY
1 -		55.416	2:50.912	62.53	4.564	17:50:33.066
2 -	1:48.422	57.926	2:46.348 (1)	64.25		17:53:19.414
3 -	1:53.077	56.834	2:49.911	62.90	3.563	17:56:09.325
4 -	1:51.315	57.236	2:48.551 (3)	63.41	2.203	17:58:57.876
5 -	1:50.208	56.315	2:46.523 (2)	64.18	0.175	18:01:44.399

P18 964 F2 ANDERSON / GRAVEL	Molyneux Honda - Mark Kaye of Durham					
IDEAL LAP TIME : 2:24.619	BEST LAP TIME : 2:24.619	DIFFERENCE : 0.000				
LAP	SECTOR 1	SECTOR 2	LAP TIME	MPH	DIFF	TIME OF DAY
1 -		48.262	2:36.387	68.34	11.768	17:50:18.541
2 -	1:38.256	48.669	2:26.925 (3)	72.74	2.306	17:52:45.466
3 -	1:36.844	48.301	2:25.145 (2)	73.63	0.526	17:55:10.611
4 -	1:36.815	47.804	2:24.619 (1)	73.90		17:57:35.230

Weather / Track : Cloudy / Dry

Snetterton 300
Circuit Length = 2.9689 miles
Start: 17:47 Flag 17:59 End: 18:02

BMCRC - MRO Championships 2016 - Rnd 9 @ Snetterton 300

RKB/BMCRC F1 & F2 Sidecars

RACE 18 - BEST SECTORS

SECTOR 1			SECTOR 2			IDEAL / BEST COMPARISON						
POS	NO	NAME	TIME	NO	NAME	TIME	POS	NO	NAME	IDEAL	BEST	DIFF
									PERFECT LAP	2:00.555		
1	3	JAMES / TRITTON	1:21.050	3	JAMES / TRITTON	39.505	1	3	JAMES / TRITTON	2:00.555	2:00.658	0.103
2	114	SMITH / ANDERSON	1:23.036	114	SMITH / ANDERSON	40.943	2	114	SMITH / ANDERSON	2:03.979	2:04.596	0.617
3	92	HILDIGE / HILDIGE	1:25.634	188	M & R VANNIEUWENHUYSE	42.719	3	92	HILDIGE / HILDIGE	2:08.739	2:08.739	0.000
4	188	M & R VANNIEUWENHUYSE	1:27.206	11	GILBERT / MORGAN	42.720	4	188	M & R VANNIEUWEN	2:09.925	2:10.329	0.404
5	8	ILARIA / PAYNE	1:27.356	92	HILDIGE / HILDIGE	43.105	5	11	GILBERT / MORGAN	2:10.371	2:10.939	0.568
6	11	GILBERT / MORGAN	1:27.651	8	ILARIA / PAYNE	43.299	6	8	ILARIA / PAYNE	2:10.655	2:10.681	0.026
7	136	EDWARDS / EDWARDS	1:29.519	10	WEBB / EDWARDS	44.469	7	37	MORPHET / HALLIBL	2:14.186	2:14.928	0.742
8	37	MORPHET / HALLIBURTON	1:29.674	37	MORPHET / HALLIBURTON	44.512	8	10	WEBB / EDWARDS	2:14.282	2:14.467	0.185
9	10	WEBB / EDWARDS	1:29.813	88	LONGMORE / LONGMORE	44.573	9	136	EDWARDS / EDWAR	2:14.392	2:14.937	0.545
10	88	LONGMORE / LONGMORE	1:30.313	136	EDWARDS / EDWARDS	44.873	10	88	LONGMORE / LONGM	2:14.886	2:14.886	0.000
11	75	CLARKE / CLARKE	1:31.412	75	CLARKE / CLARKE	45.410	11	75	CLARKE / CLARKE	2:16.822	2:16.822	0.000
12	18	BLACKWOOD / BLACKWOOD	1:31.486	18	BLACKWOOD / BLACKWOOD	45.766	12	18	BLACKWOOD / BLAC	2:17.252	2:18.131	0.879
13	67	PETTMAN / JEFFREY	1:32.044	67	PETTMAN / JEFFREY	46.149	13	67	PETTMAN / JEFFREY	2:18.193	2:18.193	0.000
14	155	STAINTON / STAINTON	1:34.323	964	ANDERSON / GRAVEL	47.804	14	155	STAINTON / STAINC	2:22.268	2:22.268	0.000
15	964	ANDERSON / GRAVEL	1:36.815	155	STAINTON / STAINTON	47.945	15	964	ANDERSON / GRAVE	2:24.619	2:24.619	0.000
16	30	JAMES / JAMES	1:36.954	30	JAMES / JAMES	48.086	16	30	JAMES / JAMES	2:25.040	2:25.040	0.000
17	20	TAYLOR / FIELD	1:40.002	20	TAYLOR / FIELD	51.028	17	20	TAYLOR / FIELD	2:31.030	2:31.724	0.694
18	19	MacBRIDE / WILKINSON	1:48.422	19	MacBRIDE / WILKINSON	55.416	18	19	MacBRIDE / WILKINS	2:43.838	2:46.348	2.510
19												

Weather / Track : Cloudy / Dry

Results can be found at www.tsl-timing.com

Snetterton 300

Circuit Length = 2.9689 miles

Start: 17:47 Flag 17:59 End: 18:02

Printed - 18:03 Sunday, 18 September 2016



Thunderbike Extreme

Snetterton 300

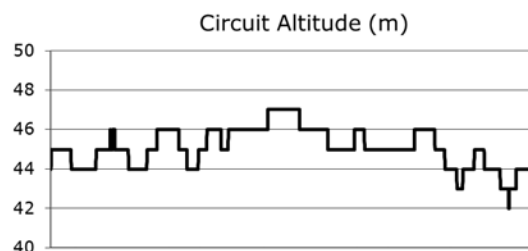
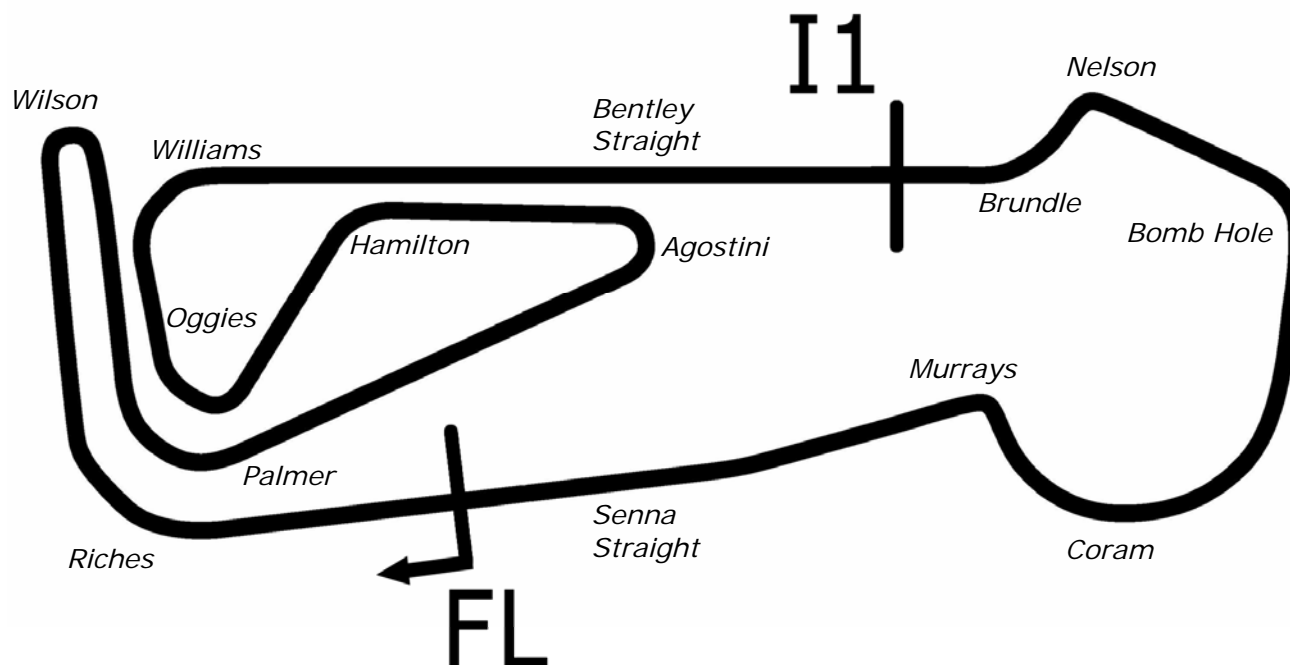
17th & 18th September 2016



Results Provided by Timing Solutions Ltd

www.tsl-timing.com

Snetterton 300



Length	2.9689 miles	4778.0 m	
FL		52.46340 N	0.94476 E
I1	3198m	52.46617 N	0.94964 E
Pit Entry	4572m	52.46364 N	0.94774 E
Pit Exit	40m after FL	52.46338 N	0.94420 E
Pit Entry–Pit Exit 246m, 14.7s @60kph, 11.0s @80kph			

All results available at www.tsl-timing.com

BMCRC - MRO Championships 2016 - Rnd 9 @ Snetterton 300

Thunderbike Extreme & BMCRC Rookie 1000

QUALIFYING - CLASSIFICATION



POS	NO	CL	PIC NAME	ENTRY	TIME	ON	LAPS	GAP	DIFF	MPH
1	11	1000	1 Mick WHALLEY	Yamaha - Fresh Fruit Ltd	2:23.050	2	2			74.71
2	94	1000	2 Justin BONE	Kawasaki - APARK & HOOBS ROOFING	2:23.247	2	2	0.197	0.197	74.61
3	33	1000	3 Rafal GRZEDA	BMW -	2:24.467	2	2	1.417	1.220	73.98
4	5	1000	4 Kyle O'DONOVAN	Yamaha - Meads Construction	2:28.183	2	2	5.133	3.716	72.12
5	198		1 Steven TOPPING	Yamaha -	2:29.192	2	2	6.142	1.009	71.63
6	75		2 Paul NEWMAN	Honda - Leeway building services	2:29.645	2	2	6.595	0.453	71.42
7	41		3 David ABRAHAM	Aprilia - Cambridge Motorcycles	2:29.777	2	2	6.727	0.132	71.35
8	15	1000	5 Mariusz SIEMIENIUK-JUZWIUK	Honda - BELMONT AUTO SERVICE	2:30.634	2	2	7.584	0.857	70.95
9	82		4 Matt HINNELLS	Aprilia - Moremoto/ Bears repairs	2:30.930	2	2	7.880	0.296	70.81
10	100	1000	6 Keith STEAD	Honda - Kestead	2:31.993	2	2	8.943	1.063	70.31
11	41	1000	7 Steven YOUNG	Honda - WDE Recruitment	2:32.262	2	2	9.212	0.269	70.19
12	68	R	1 Ian COSTELLO	Suzuki -	2:34.802	2	2	11.752	2.540	69.04
13	18		5 Marc PRENTICE	Suzuki - Mungo Marine Ltd	2:37.672	2	2	14.622	2.870	67.78
14	111		6 Ryan FOLKES	Suzuki - Carl Harrison Motorcycle Services	2:39.657	2	2	16.607	1.985	66.94
15	42		7 Alan WOOD	Suzuki - J.Clubb Aggregates & Concrete	2:40.245	2	2	17.195	0.588	66.69
16	55		8 Michael COPLEY	Suzuki - Jayne copley	2:40.592	2	2	17.542	0.347	66.55
17	67	R	2 Duncan WILLIAMS	Suzuki -	2:41.961	2	2	18.911	1.369	65.99
18	303	R	3 Adam NORTON	Honda -	2:43.177	2	2	20.127	1.216	65.49
19	137	1000	8 Alun JOYCE	Honda - The Filnes Factory	2:44.770	2	2	21.720	1.593	64.86
20	76		9 Jason BYARD	Suzuki - May Construction	2:44.793	2	2	21.743	0.023	64.85
21	39		10 Rob WILLIAMS	Suzuki -	2:46.074	2	2	23.024	1.281	64.35
22	121	1000	9 Daniel TINSLEY	Suzuki -	2:46.088	2	2	23.038	0.014	64.35
23	14		11 David SPENCER	Suzuki -	2:46.397	2	2	23.347	0.309	64.23
24	98	R	4 Thomas KIY	Kawasaki - myself	2:46.669	2	2	23.619	0.272	64.12
25	222	1000	10 Matthew EPPS	Honda -	2:48.179	2	2	25.129	1.510	63.55
26	16	1000	11 Paul CROWSON	Suzuki -	2:48.710	2	2	25.660	0.531	63.35
27	16		12 Matthew WREN	Kawasaki - Broken Matt	2:51.039	2	2	27.989	2.329	62.48
28	71		13 Ben BURNAL	Suzuki -	2:52.512	2	2	29.462	1.473	61.95
29	113	R	5 Matthew FITZGERALD	Kawasaki - Ratchet Racing	2:55.087	2	2	32.037	2.575	61.04
30	8		14 Marcus GOOSE	Aprilia -	2:58.944	2	2	35.894	3.857	59.72
31	5		15 Nick BISHOP	Suzuki - Rfj trailers	3:05.560	2	2	42.510	6.616	57.59
32	333	R	6 Andrew HOUGHTON	Suzuki -	3:07.131	2	2	44.081	1.571	57.11
33	46	R	7 Adrian DRAPER	Suzuki - droopy racing uk	3:07.527	2	2	44.477	0.396	56.99
34	94	R	8 Andrew ASHWORTH	Suzuki - Electrovista	3:07.781	2	2	44.731	0.254	56.91
35	45		16 Paul BRYANT	Honda - CVM	3:07.788	2	2	44.738	0.007	56.91
36	24	1000	12 Joe BOLTON	Aprilia -	3:07.842	2	2	44.792	0.054	56.89
37	73		17 Jim DAVIES	Kawasaki - PistonHeads	3:13.382	2	2	50.332	5.540	55.26
38	58		18 Michael SIMMONS	Kawasaki - Westcountry Windings			0			
39	28	R	9 Dan NEMATI	Yamaha - Wayne Johnson			0			

Snetterton 300
 Circuit Length = 2.9689 miles
 Start: 09:01 Flag 09:28 End: 09:28

Weather / Track : Cloudy / Wet

These results are provisional until the conclusion of any judicial and technical matters.

Clerk Of Course :	Timekeeper :
-------------------	--------------

Results can be found at www.tsl-timing.com

Printed - 09:28 Saturday, 17 September 2016



BMCRC - MRO Championships 2016 - Rnd 9 @ Snetterton 300

Thunderbike Extreme & BMCRC Rookie 1000

QUALIFYING - SECTOR ANALYSIS

SECTOR 1 = FL to I1, SECTOR 2 = I1 to FL, DIFF = Difference To Personal Best Lap

P1 11 1000 Mick WHALLEY		Yamaha - Fresh Fruit Ltd				
IDEAL LAP TIME : 2:23.050		BEST LAP TIME : 2:23.050		DIFFERENCE : 0.000		
LAP	SECTOR 1	SECTOR 2	LAP TIME	MPH	DIFF	TIME OF DAY
1 -	1:41.130	48.683	2:29.813 (2)	71.34	6.763	09:04:05.942
2 -	1:34.982	48.068	2:23.050 (1)	74.71		09:06:28.992

P2 94 1000 Justin BONE		Kawasaki - APARK & HOOPS ROOFING				
IDEAL LAP TIME : 2:22.940		BEST LAP TIME : 2:23.247		DIFFERENCE : 0.307		
LAP	SECTOR 1	SECTOR 2	LAP TIME	MPH	DIFF	TIME OF DAY
1 -	1:38.393	48.570	2:26.963 (2)	72.72	3.716	09:04:01.773
2 -	1:34.819	48.428	2:23.247 (1)	74.61		09:06:25.020

P3 33 1000 Rafal GRZEDA		BMW -				
IDEAL LAP TIME : 2:23.111		BEST LAP TIME : 2:24.467		DIFFERENCE : 1.356		
LAP	SECTOR 1	SECTOR 2	LAP TIME	MPH	DIFF	TIME OF DAY
1 -	1:41.491	48.936	2:30.427 (2)	71.05	5.960	09:04:07.494
2 -	1:36.412	48.055	2:24.467 (1)	73.98		09:06:31.961

P4 5 1000 Kyle O'DONOVAN		Yamaha - Meads Construction				
IDEAL LAP TIME : 2:23.635		BEST LAP TIME : 2:28.183		DIFFERENCE : 4.548		
LAP	SECTOR 1	SECTOR 2	LAP TIME	MPH	DIFF	TIME OF DAY
1 -	1:45.438	51.250	2:36.688 (2)	68.21	8.505	09:04:16.657
2 -	1:38.826	49.357	2:28.183 (1)	72.12		09:06:44.840

P5 198 Steven TOPPING		Yamaha -				
IDEAL LAP TIME : 2:28.186		BEST LAP TIME : 2:29.192		DIFFERENCE : 1.006		
LAP	SECTOR 1	SECTOR 2	LAP TIME	MPH	DIFF	TIME OF DAY
1 -	1:47.433	50.700	2:38.133 (2)	67.58	8.941	09:04:18.331
2 -	1:38.789	50.403	2:29.192 (1)	71.63		09:06:47.523

P6 75 Paul NEWMAN		Honda - Leeway building services				
IDEAL LAP TIME : 2:29.541		BEST LAP TIME : 2:29.645		DIFFERENCE : 0.104		
LAP	SECTOR 1	SECTOR 2	LAP TIME	MPH	DIFF	TIME OF DAY
1 -	1:46.036	50.104	2:36.140 (2)	68.45	6.495	09:04:13.884
2 -	1:39.437	50.208	2:29.645 (1)	71.42		09:06:43.529

P7 41 David ABRAHAM		Aprilia - Cambridge Motorcycles				
IDEAL LAP TIME : 2:29.223		BEST LAP TIME : 2:29.777		DIFFERENCE : 0.554		
LAP	SECTOR 1	SECTOR 2	LAP TIME	MPH	DIFF	TIME OF DAY
1 -	1:53.776	51.825	2:45.601 (2)	64.54	15.824	09:04:28.047
2 -	1:38.990	50.787	2:29.777 (1)	71.35		09:06:57.824

P8 15 1000 Mariusz SIEMIENIUK-JUZWIUK		Honda - BELMONT AUTO SERVICE				
IDEAL LAP TIME : 2:29.117		BEST LAP TIME : 2:30.634		DIFFERENCE : 1.517		
LAP	SECTOR 1	SECTOR 2	LAP TIME	MPH	DIFF	TIME OF DAY
1 -	1:45.765	51.786	2:37.551 (2)	67.83	6.917	09:04:14.841
2 -	1:40.362	50.272	2:30.634 (1)	70.95		09:06:45.475

P9 82 Matt HINNELLS		Aprilia - Moremoto/ Bears repairs				
IDEAL LAP TIME : 2:30.538		BEST LAP TIME : 2:30.930		DIFFERENCE : 0.392		
LAP	SECTOR 1	SECTOR 2	LAP TIME	MPH	DIFF	TIME OF DAY
1 -	1:45.075	51.569	2:36.644 (2)	68.23	5.714	09:04:16.090
2 -	1:40.101	50.829	2:30.930 (1)	70.81		09:06:47.020

Weather / Track : Cloudy / Wet

Snetterton 300

Circuit Length = 2.9689 miles

Start: 09:01 Flag 09:28 End: 09:28

BMCRC - MRO Championships 2016 - Rnd 9 @ Snetterton 300

Thunderbike Extreme & BMCRC Rookie 1000

QUALIFYING - SECTOR ANALYSIS

SECTOR 1 = FL to I1, SECTOR 2 = I1 to FL, DIFF = Difference To Personal Best Lap

P10 100 1000 Keith STEAD				Honda - Kestead			
IDEAL LAP TIME : 2:29.552		BEST LAP TIME : 2:31.993		DIFFERENCE : 2.441			
LAP	SECTOR 1	SECTOR 2	LAP TIME	MPH	DIFF	TIME OF DAY	
1 -	1:51.651	52.348	2:43.999 (2)	65.17	12.006	09:04:25.029	
2 -	1:41.204	50.789	2:31.993 (1)	70.31		09:06:57.022	

P11 41 1000 Steven YOUNG				Honda - WDE Recruitment			
IDEAL LAP TIME : 2:30.815		BEST LAP TIME : 2:32.262		DIFFERENCE : 1.447			
LAP	SECTOR 1	SECTOR 2	LAP TIME	MPH	DIFF	TIME OF DAY	
1 -	1:47.703	52.759	2:40.462 (2)	66.60	8.200	09:04:23.893	
2 -	1:40.608	51.654	2:32.262 (1)	70.19		09:06:56.155	

P12 68 R Ian COSTELLO				Suzuki -			
IDEAL LAP TIME : 2:34.802		BEST LAP TIME : 2:34.802		DIFFERENCE : 0.000			
LAP	SECTOR 1	SECTOR 2	LAP TIME	MPH	DIFF	TIME OF DAY	
1 -	1:50.224	55.168	2:45.392 (2)	64.62	10.590	09:04:24.416	
2 -	1:41.993	52.809	2:34.802 (1)	69.04		09:06:59.218	

P13 18 Marc PRENTICE				Suzuki - Mungo Marine Ltd			
IDEAL LAP TIME : 2:37.672		BEST LAP TIME : 2:37.672		DIFFERENCE : 0.000			
LAP	SECTOR 1	SECTOR 2	LAP TIME	MPH	DIFF	TIME OF DAY	
1 -	1:55.151	54.272	2:49.423 (2)	63.08	11.751	09:04:31.341	
2 -	1:44.145	53.527	2:37.672 (1)	67.78		09:07:09.013	

P14 111 Ryan FOLKES				Suzuki - Carl Harrison Motorcyle Services			
IDEAL LAP TIME : 2:39.657		BEST LAP TIME : 2:39.657		DIFFERENCE : 0.000			
LAP	SECTOR 1	SECTOR 2	LAP TIME	MPH	DIFF	TIME OF DAY	
1 -	1:58.302	56.394	2:54.696 (2)	61.18	15.039	09:04:56.986	
2 -	1:46.523	53.134	2:39.657 (1)	66.94		09:07:36.643	

P15 42 Alan WOOD				Suzuki - J.Clubb Aggregates & Concrete			
IDEAL LAP TIME : 2:40.245		BEST LAP TIME : 2:40.245		DIFFERENCE : 0.000			
LAP	SECTOR 1	SECTOR 2	LAP TIME	MPH	DIFF	TIME OF DAY	
1 -	1:58.154	55.439	2:53.593 (2)	61.56	13.348	09:04:39.601	
2 -	1:46.153	54.092	2:40.245 (1)	66.69		09:07:19.846	

P16 55 Michael COPLEY				Suzuki - Jayne copley			
IDEAL LAP TIME : 2:40.592		BEST LAP TIME : 2:40.592		DIFFERENCE : 0.000			
LAP	SECTOR 1	SECTOR 2	LAP TIME	MPH	DIFF	TIME OF DAY	
1 -	2:03.201	57.719	3:00.920 (2)	59.07	20.328	09:04:57.374	
2 -	1:48.254	52.338	2:40.592 (1)	66.55		09:07:37.966	

P17 67 R Duncan WILLIAMS				Suzuki -			
IDEAL LAP TIME : 2:41.961		BEST LAP TIME : 2:41.961		DIFFERENCE : 0.000			
LAP	SECTOR 1	SECTOR 2	LAP TIME	MPH	DIFF	TIME OF DAY	
1 -	1:57.517	56.918	2:54.435 (2)	61.27	12.474	09:04:37.386	
2 -	1:47.831	54.130	2:41.961 (1)	65.99		09:07:19.347	

P18 303 R Adam NORTON				Honda -			
IDEAL LAP TIME : 2:43.177		BEST LAP TIME : 2:43.177		DIFFERENCE : 0.000			
LAP	SECTOR 1	SECTOR 2	LAP TIME	MPH	DIFF	TIME OF DAY	
1 -	1:58.498	56.760	2:55.258 (2)	60.98	12.081	09:04:35.686	
2 -	1:47.652	55.525	2:43.177 (1)	65.49		09:07:18.863	

Weather / Track : Cloudy / Wet

Snetterton 300
Circuit Length = 2.9689 miles
Start: 09:01 Flag 09:28 End: 09:28

BMCRC - MRO Championships 2016 - Rnd 9 @ Snetterton 300

Thunderbike Extreme & BMCRC Rookie 1000

QUALIFYING - SECTOR ANALYSIS

SECTOR 1 = FL to I1, SECTOR 2 = I1 to FL, DIFF = Difference To Personal Best Lap

P19 137 1000 Alun JOYCE	Honda - The Fitnes Factory					
IDEAL LAP TIME : 2:44.770	BEST LAP TIME : 2:44.770	DIFFERENCE : 0.000				
LAP	SECTOR 1	SECTOR 2	LAP TIME	MPH	DIFF	TIME OF DAY
1 -	2:00.940	57.230	2:58.170 (2)	59.98	13.400	09:04:42.295
2 -	1:50.843	53.927	2:44.770 (1)	64.86		09:07:27.065

P20 76 Jason BYARD	Suzuki - May Construction					
IDEAL LAP TIME : 2:44.793	BEST LAP TIME : 2:44.793	DIFFERENCE : 0.000				
LAP	SECTOR 1	SECTOR 2	LAP TIME	MPH	DIFF	TIME OF DAY
1 -	1:54.582	57.135	2:51.717 (2)	62.24	6.924	09:04:43.879
2 -	1:50.177	54.616	2:44.793 (1)	64.85		09:07:28.672

P21 39 Rob WILLIAMS	Suzuki -					
IDEAL LAP TIME : 2:46.074	BEST LAP TIME : 2:46.074	DIFFERENCE : 0.000				
LAP	SECTOR 1	SECTOR 2	LAP TIME	MPH	DIFF	TIME OF DAY
1 -	2:07.692	1:00.885	3:08.577 (2)	56.67	22.503	09:04:57.772
2 -	1:52.108	53.966	2:46.074 (1)	64.35		09:07:43.846

P22 121 1000 Daniel TINSLEY	Suzuki -					
IDEAL LAP TIME : 2:45.616	BEST LAP TIME : 2:46.088	DIFFERENCE : 0.472				
LAP	SECTOR 1	SECTOR 2	LAP TIME	MPH	DIFF	TIME OF DAY
1 -	2:01.981	55.471	2:57.452 (2)	60.23	11.364	09:04:44.427
2 -	1:50.145	55.943	2:46.088 (1)	64.35		09:07:30.515

P23 14 David SPENCER	Suzuki -					
IDEAL LAP TIME : 2:46.397	BEST LAP TIME : 2:46.397	DIFFERENCE : 0.000				
LAP	SECTOR 1	SECTOR 2	LAP TIME	MPH	DIFF	TIME OF DAY
1 -	1:58.143	57.524	2:55.667 (2)	60.84	9.270	09:04:39.542
2 -	1:49.751	56.646	2:46.397 (1)	64.23		09:07:25.939

P24 98 R Thomas KIY	Kawasaki - myself					
IDEAL LAP TIME : 2:46.669	BEST LAP TIME : 2:46.669	DIFFERENCE : 0.000				
LAP	SECTOR 1	SECTOR 2	LAP TIME	MPH	DIFF	TIME OF DAY
1 -	2:10.577	59.065	3:09.642 (2)	56.35	22.973	09:05:04.327
2 -	1:50.937	55.732	2:46.669 (1)	64.12		09:07:50.996

P25 222 1000 Matthew EPPS	Honda -					
IDEAL LAP TIME : 2:48.179	BEST LAP TIME : 2:48.179	DIFFERENCE : 0.000				
LAP	SECTOR 1	SECTOR 2	LAP TIME	MPH	DIFF	TIME OF DAY
1 -	2:00.676	57.243	2:57.919 (2)	60.07	9.740	09:04:43.011
2 -	1:51.582	56.597	2:48.179 (1)	63.55		09:07:31.190

P26 16 1000 Paul CROWSON	Suzuki -					
IDEAL LAP TIME : 2:48.710	BEST LAP TIME : 2:48.710	DIFFERENCE : 0.000				
LAP	SECTOR 1	SECTOR 2	LAP TIME	MPH	DIFF	TIME OF DAY
1 -	2:01.020	56.846	2:57.866 (2)	60.09	9.156	09:04:41.464
2 -	1:52.352	56.358	2:48.710 (1)	63.35		09:07:30.174

P27 16 Matthew WREN	Kawasaki - Broken Matt					
IDEAL LAP TIME : 2:51.039	BEST LAP TIME : 2:51.039	DIFFERENCE : 0.000				
LAP	SECTOR 1	SECTOR 2	LAP TIME	MPH	DIFF	TIME OF DAY
1 -	2:09.278	1:01.531	3:10.809 (2)	56.01	19.770	09:04:59.579
2 -	1:53.747	57.292	2:51.039 (1)	62.48		09:07:50.618

Weather / Track : Cloudy / Wet

Snetterton 300
Circuit Length = 2.9689 miles
Start: 09:01 Flag 09:28 End: 09:28

BMCRC - MRO Championships 2016 - Rnd 9 @ Snetterton 300

Thunderbike Extreme & BMCRC Rookie 1000

QUALIFYING - SECTOR ANALYSIS

SECTOR 1 = FL to I1, SECTOR 2 = I1 to FL, DIFF = Difference To Personal Best Lap

P28	71	Ben BURNAL	Suzuki -			
IDEAL LAP TIME : 2:52.512		BEST LAP TIME : 2:52.512	DIFFERENCE : 0.000			
LAP	SECTOR 1	SECTOR 2	LAP TIME	MPH	DIFF	TIME OF DAY
1 -	2:03.299	58.556	3:01.855 (2)	58.77	9.343	09:04:48.914
2 -	1:54.851	57.661	2:52.512 (1)	61.95		09:07:41.426

P29	113 R	Matthew FITZGERALD	Kawasaki - Ratchet Racing			
IDEAL LAP TIME : 2:55.087		BEST LAP TIME : 2:55.087	DIFFERENCE : 0.000			
LAP	SECTOR 1	SECTOR 2	LAP TIME	MPH	DIFF	TIME OF DAY
1 -	2:07.160	1:00.451	3:07.611 (2)	56.96	12.524	09:04:53.997
2 -	1:56.224	58.863	2:55.087 (1)	61.04		09:07:49.084

P30	8	Marcus GOOSE	Aprilia -			
IDEAL LAP TIME : 2:58.944		BEST LAP TIME : 2:58.944	DIFFERENCE : 0.000			
LAP	SECTOR 1	SECTOR 2	LAP TIME	MPH	DIFF	TIME OF DAY
1 -	2:12.822	1:02.582	3:15.404 (2)	54.69	16.460	09:05:06.153
2 -	2:00.162	58.782	2:58.944 (1)	59.72		09:08:05.097

P31	5	Nick BISHOP	Suzuki - Rtl trailers			
IDEAL LAP TIME : 3:05.501		BEST LAP TIME : 3:05.560	DIFFERENCE : 0.059			
LAP	SECTOR 1	SECTOR 2	LAP TIME	MPH	DIFF	TIME OF DAY
1 -	2:18.254	1:03.507	3:21.761 (2)	52.97	16.201	09:05:18.037
2 -	2:01.994	1:03.566	3:05.560 (1)	57.59		09:08:23.597

P32	333 R	Andrew HOUGHTON	Suzuki -			
IDEAL LAP TIME : 3:07.131		BEST LAP TIME : 3:07.131	DIFFERENCE : 0.000			
LAP	SECTOR 1	SECTOR 2	LAP TIME	MPH	DIFF	TIME OF DAY
1 -	OUTLAP	1:05.772	3:19.650	53.53	12.519	09:05:22.775
2 -	2:03.555	1:03.576	3:07.131 (1)	57.11		09:08:29.906

P33	46 R	Adrian DRAPER	Suzuki - droopy racing uk			
IDEAL LAP TIME : 3:07.527		BEST LAP TIME : 3:07.527	DIFFERENCE : 0.000			
LAP	SECTOR 1	SECTOR 2	LAP TIME	MPH	DIFF	TIME OF DAY
1 -	2:15.964	1:05.257	3:21.221 (2)	53.11	13.694	09:05:15.044
2 -	2:04.440	1:03.087	3:07.527 (1)	56.99		09:08:22.571

P34	94 R	Andrew ASHWORTH	Suzuki - Electrovista			
IDEAL LAP TIME : 3:07.781		BEST LAP TIME : 3:07.781	DIFFERENCE : 0.000			
LAP	SECTOR 1	SECTOR 2	LAP TIME	MPH	DIFF	TIME OF DAY
1 -	2:15.583	1:05.064	3:20.647 (2)	53.26	12.866	09:05:15.482
2 -	2:04.438	1:03.343	3:07.781 (1)	56.91		09:08:23.263

P35	45	Paul BRYANT	Honda - CVM			
IDEAL LAP TIME : 3:07.788		BEST LAP TIME : 3:07.788	DIFFERENCE : 0.000			
LAP	SECTOR 1	SECTOR 2	LAP TIME	MPH	DIFF	TIME OF DAY
1 -	2:09.792	1:07.212	3:17.004 (2)	54.25	9.216	09:05:07.465
2 -	2:05.249	1:02.539	3:07.788 (1)	56.91		09:08:15.253

P36	24 1000	Joe BOLTON	Aprilia -			
IDEAL LAP TIME : 3:07.842		BEST LAP TIME : 3:07.842	DIFFERENCE : 0.000			
LAP	SECTOR 1	SECTOR 2	LAP TIME	MPH	DIFF	TIME OF DAY
1 -	2:14.730	1:04.036	3:18.766 (2)	53.77	10.924	09:05:12.216
2 -	2:05.959	1:01.883	3:07.842 (1)	56.89		09:08:20.058

Weather / Track : Cloudy / Wet

Snetterton 300
Circuit Length = 2.9689 miles
Start: 09:01 Flag 09:28 End: 09:28

BMCRC - MRO Championships 2016 - Rnd 9 @ Snetterton 300

Thunderbike Extreme & BMCRC Rookie 1000

QUALIFYING - SECTOR ANALYSIS

SECTOR 1 = FL to I1, SECTOR 2 = I1 to FL, DIFF = Difference To Personal Best Lap

P37 73		Jim DAVIES		Kawasaki - PistonHeads			
IDEAL LAP TIME : 3:13.382		BEST LAP TIME : 3:13.382		DIFFERENCE : 0.000			
LAP	SECTOR 1	SECTOR 2	LAP TIME	MPH	DIFF	TIME OF DAY	
1 -	2:16.763	1:07.764	3:24.527 (2)	52.25	11.145	09:05:23.656	
2 -	2:07.190	1:06.192	3:13.382 (1)	55.26		09:08:37.038	

BMCRC - MRO Championships 2016 - Rnd 9 @ Snetterton 300

Thunderbike Extreme & BMCRC Rookie 1000

QUALIFYING - BEST SECTORS

SECTOR 1			SECTOR 2			IDEAL / BEST COMPARISON						
POS	NO	NAME	TIME	NO	NAME	TIME	POS	NO	NAME	IDEAL	BEST	DIFF
									PERFECT LAP	2:22.333		
1	5	O'DONOVAN	1:34.278	33	GRZEDA	48.055	1	94	BONE	2:22.940	2:23.247	0.307
2	94	BONE	1:34.512	11	WHALLEY	48.068	2	11	WHALLEY	2:23.050	2:23.050	0.000
3	11	WHALLEY	1:34.982	94	BONE	48.428	3	33	GRZEDA	2:23.111	2:24.467	1.356
4	33	GRZEDA	1:35.056	5	O'DONOVAN	49.357	4	5	O'DONOVAN	2:23.635	2:28.183	4.548
5	198	TOPPING	1:37.783	75	NEWMAN	50.104	5	198	TOPPING	2:28.186	2:29.192	1.006
6	41	ABRAHAM	1:38.436	15	SIEMIENIUK-JUZWIUK	50.272	6	15	SIEMIENIUK-JUZWIU	2:29.117	2:30.634	1.517
7	100	STEAD	1:38.763	198	TOPPING	50.403	7	41	ABRAHAM	2:29.223	2:29.777	0.554
8	15	SIEMIENIUK-JUZWIUK	1:38.845	41	ABRAHAM	50.787	8	75	NEWMAN	2:29.541	2:29.645	0.104
9	41	YOUNG	1:39.161	100	STEAD	50.789	9	100	STEAD	2:29.552	2:31.993	2.441
10	75	NEWMAN	1:39.437	82	HINNELLS	50.829	10	82	HINNELLS	2:30.538	2:30.930	0.392
11	82	HINNELLS	1:39.709	41	YOUNG	51.654	11	41	YOUNG	2:30.815	2:32.262	1.447
12	68	COSTELLO	1:41.993	55	COPLEY	52.338	12	68	COSTELLO	2:34.802	2:34.802	0.000
13	18	PRENTICE	1:44.145	68	COSTELLO	52.809	13	18	PRENTICE	2:37.672	2:37.672	0.000
14	42	WOOD	1:46.153	111	FOLKES	53.134	14	111	FOLKES	2:39.657	2:39.657	0.000
15	111	FOLKES	1:46.523	18	PRENTICE	53.527	15	42	WOOD	2:40.245	2:40.245	0.000
16	303	NORTON	1:47.652	137	JOYCE	53.927	16	55	COPLEY	2:40.592	2:40.592	0.000
17	67	WILLIAMS	1:47.831	39	WILLIAMS	53.966	17	67	WILLIAMS	2:41.961	2:41.961	0.000
18	55	COPLEY	1:48.254	42	WOOD	54.092	18	303	NORTON	2:43.177	2:43.177	0.000
19	14	SPENCER	1:49.751	67	WILLIAMS	54.130	19	137	JOYCE	2:44.770	2:44.770	0.000
20	121	TINSLEY	1:50.145	76	BYARD	54.616	20	76	BYARD	2:44.793	2:44.793	0.000
21	76	BYARD	1:50.177	121	TINSLEY	55.471	21	121	TINSLEY	2:45.616	2:46.088	0.472
22	137	JOYCE	1:50.843	303	NORTON	55.525	22	39	WILLIAMS	2:46.074	2:46.074	0.000
23	98	KIY	1:50.937	98	KIY	55.732	23	14	SPENCER	2:46.397	2:46.397	0.000
24	222	EPPS	1:51.582	16	CROWSON	56.358	24	98	KIY	2:46.669	2:46.669	0.000
25	39	WILLIAMS	1:52.108	222	EPPS	56.597	25	222	EPPS	2:48.179	2:48.179	0.000
26	16	CROWSON	1:52.352	14	SPENCER	56.646	26	16	CROWSON	2:48.710	2:48.710	0.000
27	16	WREN	1:53.747	16	WREN	57.292	27	16	WREN	2:51.039	2:51.039	0.000
28	71	BURNAL	1:54.851	71	BURNAL	57.661	28	71	BURNAL	2:52.512	2:52.512	0.000
29	113	FITZGERALD	1:56.224	8	GOOSE	58.782	29	113	FITZGERALD	2:55.087	2:55.087	0.000
30	8	GOOSE	2:00.162	113	FITZGERALD	58.863	30	8	GOOSE	2:58.944	2:58.944	0.000
31	5	BISHOP	2:01.994	24	BOLTON	1:01.883	31	5	BISHOP	3:05.501	3:05.560	0.059
32	333	HOUGHTON	2:03.555	45	BRYANT	1:02.539	32	333	HOUGHTON	3:07.131	3:07.131	0.000
33	94	ASHWORTH	2:04.438	46	DRAPER	1:03.087	33	46	DRAPER	3:07.527	3:07.527	0.000
34	46	DRAPER	2:04.440	94	ASHWORTH	1:03.343	34	94	ASHWORTH	3:07.781	3:07.781	0.000
35	45	BRYANT	2:05.249	5	BISHOP	1:03.507	35	45	BRYANT	3:07.788	3:07.788	0.000
36	24	BOLTON	2:05.959	333	HOUGHTON	1:03.576	36	24	BOLTON	3:07.842	3:07.842	0.000
37	73	DAVIES	2:07.190	73	DAVIES	1:06.192	37	73	DAVIES	3:13.382	3:13.382	0.000
38	58	SIMMONS	10:28.584									
39												

Weather / Track : Cloudy / Wet

Snetterton 300

Circuit Length = 2.9689 miles

Start: 09:01 Flag 09:28 End: 09:28

Results can be found at www.tsl-timing.com

Printed - 09:29 Saturday, 17 September 2016

BMCRC - MRO Championships 2016 - Rnd 9 @ Snetterton 300



Thunderbike Extreme

RACE 1 - CLASSIFICATION

POS	NO	CL	PIC NAME	ENTRY	LAPS	TIME	GAP	DIFF	MPH	BEST	ON
1	75		1 Paul NEWMAN	Honda - Leeway building services	5	11:40.057			76.33	2:18.417	2
2	76		2 Jason BYARD	Suzuki - May Construction	5	11:49.002	8.945	8.945	75.37	2:17.950	4
3	198		3 Steven TOPPING	Yamaha -	5	11:50.907	10.850	1.905	75.17	2:19.162	5
4	82		4 Matt HINNELLS	Aprilia - Moremoto/ Bears repairs	5	11:55.421	15.364	4.514	74.69	2:20.796	5
5	41*		5 David ABRAHAM	Aprilia - Cambridge Motorcycles	5	11:55.530	15.473	0.109	74.68	2:21.379	4
6	42		6 Alan WOOD	Suzuki - J.Clubb Aggregates & Concrete	5	12:03.499	23.442	7.969	73.86	2:21.971	4
7	18		7 Marc PRENTICE	Suzuki - Mungo Marine Ltd	5	12:14.353	34.296	10.854	72.77	2:24.177	4
8	111		8 Ryan FOLKES	Suzuki - Carl Harrison Motorcyle Services	5	12:17.142	37.085	2.789	72.49	2:25.385	4
9	27	R	1 Kevan TAYLOR	Suzuki -	5	12:23.308	43.251	6.166	71.89	2:21.909	5
10	98	R	2 Thomas KIY	Kawasaki - myself	5	12:23.845	43.788	0.537	71.84	2:21.323	5
11	39		9 Rob WILLIAMS	Suzuki -	5	12:32.790	52.733	8.945	70.98	2:27.180	4
12	67	R	3 Duncan WILLIAMS	Suzuki -	5	12:36.938	56.881	4.148	70.60	2:27.952	5
13	8		10 Marcus GOOSE	Aprilia -	5	12:50.203	1:10.146	13.265	69.38	2:29.173	4
14	16		11 Matthew WREN	Kawasaki - Broken Matt	5	12:50.321	1:10.264	0.118	69.37	2:26.877	4
15	45		12 Paul BRYANT	Honda - CVM	5	12:51.542	1:11.485	1.221	69.26	2:31.130	3
16	303	R	4 Adam NORTON	Honda -	5	13:09.788	1:29.731	18.246	67.66	2:29.422	5
17	71		13 Ben BURNAL	Suzuki -	5	13:11.913	1:31.856	2.125	67.48	2:31.594	5
18	94	R	5 Andrew ASHWORTH	Suzuki - Electrovista	5	13:23.994	1:43.937	12.081	66.46	2:35.942	5
19	73		14 Jim DAVIES	Kawasaki - PistonHeads	5	13:24.508	1:44.451	0.514	66.42	2:35.026	5
20	14		15 David SPENCER	Suzuki -	5	13:25.657	1:45.600	1.149	66.33	2:35.336	5
21	333	R	6 Andrew HOUGHTON	Suzuki -	5	14:18.123	2:38.066	52.466	62.27	2:48.029	4
22	46	R	7 Adrian DRAPER	Suzuki - droopy racing uk	5	14:19.128	2:39.071	1.005	62.20	2:46.549	4

NOT CLASSIFIED

DNF	113	R	Matthew FITZGERALD	Kawasaki - Ratchet Racing	4	10:10.161	1 Lap	1 Lap	70.06	2:28.076	3
DNF	139		Antony COPLEY	Yamaha -	2	5:17.304	3 Laps	2 Laps	67.36	2:31.478	2

FASTEST LAP

	76		Jason BYARD	Suzuki - May Construction	4	2:17.950			77.47 mph	124.68 kph	
	98	R	Thomas KIY	Kawasaki - myself	5	2:21.323			75.62 mph	121.71 kph	

* No. 41 - Please fit a working transponder
 Class - 90% of Race Speed = 68.69 mph
 Class R - 90% of Race Speed = 64.70 mph

Snetterton 300
 Circuit Length = 2.9689 miles
 Start: 12:06 Flag 12:18 End: 12:21

Weather / Track : Cloudy / Wet

These results are provisional until the conclusion of any judicial and technical matters.

Clerk Of Course :	Timekeeper :
-------------------	--------------

Results can be found at www.tsl-timing.com

Printed - 12:23 Saturday, 17 September 2016



BMCRC - MRO Championships 2016 - Rnd 9 @ Snetterton 300

Thunderbike Extreme

RACE 1 - LAP CHART

LAP 1 @ 12:08:55.184

NO	BEHIND	LAP TIME
75		2:24.156
198	4.757	2:28.913
82	4.776	2:28.932
41	4.816	2:28.972
76	6.477	2:30.633
42	7.784	2:31.940
18	8.283	2:32.439
111	8.558	2:32.714
67	14.419	2:38.575
98	14.979	2:39.135
39	15.450	2:39.606
113	17.840	2:41.996
27	18.091	2:42.247
45	18.798	2:42.954
139	21.670	2:45.826
303	23.384	2:47.540
8	23.736	2:47.892
16	23.989	2:48.145
71	25.188	2:49.344
14	27.996	2:52.152
94	28.903	2:53.059
73	30.369	2:54.525
46	33.726	2:57.882
333	34.499	2:58.655

LAP 2 @ 12:11:13.601

NO	BEHIND	LAP TIME
75		2:18.417
41	8.185	2:21.786
198	9.099	2:22.759
82	9.273	2:22.914
76	9.488	2:21.428
42	14.598	2:25.231
18	15.963	2:26.097
111	17.985	2:27.844
98	25.796	2:29.234
67	26.246	2:30.244
39	27.271	2:30.238
27	29.537	2:29.863
113	31.247	2:31.824
45	32.587	2:32.206
139	34.731	2:31.478
8	37.747	2:32.428
303	43.362	2:38.395
16	43.602	2:38.030
71	45.465	2:38.694
14	49.772	2:40.193
94	50.697	2:40.211
73	51.694	2:39.742
333	1:07.805	2:51.723
46	1:08.157	2:52.848

LAP 3 @ 12:13:32.574

NO	BEHIND	LAP TIME
75		2:18.973
76	10.402	2:19.887
198	10.606	2:20.480
41	11.187	2:21.975
82	11.919	2:21.619
42	17.638	2:22.013
18	22.091	2:25.101

111	24.430	2:25.418	14	1:45.600	2:35.336
98	34.535	2:27.712	333	2:38.066	2:48.541
27	35.642	2:25.078	46	2:39.071	2:49.989
39	36.139	2:27.841			
67	38.877	2:31.604			
113	40.350	2:28.076			
45	44.744	2:31.130			
8	50.222	2:31.448			
16	54.824	2:30.195			
71	1:02.707	2:36.215			
303	1:03.679	2:39.290			
94	1:09.363	2:37.639			
73	1:11.269	2:38.548			
14	1:11.783	2:40.984			
333	1:40.007	2:51.175			
46	1:41.044	2:51.860			

LAP 4 @ 12:15:52.011

NO	BEHIND	LAP TIME
75		2:19.437
76	8.915	2:17.950
198	10.762	2:19.593
41	13.129	2:21.379
82	13.642	2:21.160
42	20.172	2:21.971
18	26.831	2:24.177
111	30.378	2:25.385
27	40.416	2:24.211
98	41.539	2:26.441
39	43.882	2:27.180
67	48.003	2:28.563
113	49.178	2:28.265
45	57.149	2:31.842
8	59.958	2:29.173
16	1:02.264	2:26.877
71	1:19.336	2:36.066
303	1:19.383	2:35.141
94	1:27.069	2:37.143
73	1:28.499	2:36.667
14	1:29.338	2:36.992
46	2:08.156	2:46.549
333	2:08.599	2:48.029

LAP 5 @ 12:18:11.085

NO	BEHIND	LAP TIME
75		2:19.074
76	8.945	2:19.104
198	10.850	2:19.162
82	15.364	2:20.796
41	15.473	2:21.418
42	23.442	2:22.344
18	34.296	2:26.539
111	37.085	2:25.781
27	43.251	2:21.909
98	43.788	2:21.323
39	52.733	2:27.925
67	56.881	2:27.952
8	1:10.146	2:29.262
16	1:10.264	2:27.074
45	1:11.485	2:33.410
303	1:29.731	2:29.422
71	1:31.856	2:31.594
94	1:43.937	2:35.942
73	1:44.451	2:35.026

Weather / Track : Cloudy / Wet

Results can be found at www.tsl-timing.com

Snetterton 300
Circuit Length = 2.9689 miles
Start: 12:06 Flag 12:18 End: 12:21

Printed - 12:24 Saturday, 17 September 2016

BMCRC - MRO Championships 2016 - Rnd 9 @ Snetterton 300

Thunderbike Extreme

RACE 1 - SECTOR ANALYSIS

SECTOR 1 = FL to I1, SECTOR 2 = I1 to FL, DIFF = Difference To Personal Best Lap

P1 75 Paul NEWMAN		Honda - Leeway building services				
IDEAL LAP TIME : 2:18.417		BEST LAP TIME : 2:18.417		DIFFERENCE : 0.000		
LAP	SECTOR 1	SECTOR 2	LAP TIME	MPH	DIFF	TIME OF DAY
1 -		46.354	2:24.156	74.14	5.739	12:08:55.184
2 -	1:32.623	45.794	2:18.417 (1)	77.21		12:11:13.601
3 -	1:32.933	46.040	2:18.973 (2)	76.90	0.556	12:13:32.574
4 -	1:33.081	46.356	2:19.437	76.65	1.020	12:15:52.011
5 -	1:33.086	45.988	2:19.074 (3)	76.85	0.657	12:18:11.085

P2 76 Jason BYARD		Suzuki - May Construction				
IDEAL LAP TIME : 2:17.621		BEST LAP TIME : 2:17.950		DIFFERENCE : 0.329		
LAP	SECTOR 1	SECTOR 2	LAP TIME	MPH	DIFF	TIME OF DAY
1 -		48.248	2:30.633	70.95	12.683	12:09:01.661
2 -	1:34.376	47.052	2:21.428	75.57	3.478	12:11:23.089
3 -	1:34.095	45.792	2:19.887 (3)	76.40	1.937	12:13:42.976
4 -	1:31.829	46.121	2:17.950 (1)	77.47		12:16:00.926
5 -	1:32.524	46.580	2:19.104 (2)	76.83	1.154	12:18:20.030

P3 198 Steven TOPPING		Yamaha -				
IDEAL LAP TIME : 2:19.104		BEST LAP TIME : 2:19.162		DIFFERENCE : 0.058		
LAP	SECTOR 1	SECTOR 2	LAP TIME	MPH	DIFF	TIME OF DAY
1 -		48.358	2:28.913	71.77	9.751	12:08:59.941
2 -	1:34.996	47.763	2:22.759	74.86	3.597	12:11:22.700
3 -	1:33.251	47.229	2:20.480 (3)	76.08	1.318	12:13:43.180
4 -	1:32.741	46.852	2:19.593 (2)	76.56	0.431	12:16:02.773
5 -	1:32.252	46.910	2:19.162 (1)	76.80		12:18:21.935

P4 82 Matt HINNELLS		Aprilia - Moremoto/ Bears repairs				
IDEAL LAP TIME : 2:20.788		BEST LAP TIME : 2:20.796		DIFFERENCE : 0.008		
LAP	SECTOR 1	SECTOR 2	LAP TIME	MPH	DIFF	TIME OF DAY
1 -		48.953	2:28.932	71.76	8.136	12:08:59.960
2 -	1:34.674	48.240	2:22.914	74.78	2.118	12:11:22.874
3 -	1:34.402	47.217	2:21.619 (3)	75.47	0.823	12:13:44.493
4 -	1:33.904	47.256	2:21.160 (2)	75.71	0.364	12:16:05.653
5 -	1:33.912	46.884	2:20.796 (1)	75.91		12:18:26.449

P5 41 David ABRAHAM		Aprilia - Cambridge Motorcycles				
IDEAL LAP TIME :		BEST LAP TIME : 2:21.379		DIFFERENCE :		
LAP	SECTOR 1	SECTOR 2	LAP TIME	MPH	DIFF	TIME OF DAY
1 -			2:28.972	71.74	7.593	12:09:00.000
2 -			2:21.786 (3)	75.38	0.407	12:11:21.786
3 -			2:21.975	75.28	0.596	12:13:43.761
4 -			2:21.379 (1)	75.59		12:16:05.140
5 -			2:21.418 (2)	75.57	0.039	12:18:26.558

P6 42 Alan WOOD		Suzuki - J.Clubb Aggregates & Concrete				
IDEAL LAP TIME : 2:21.836		BEST LAP TIME : 2:21.971		DIFFERENCE : 0.135		
LAP	SECTOR 1	SECTOR 2	LAP TIME	MPH	DIFF	TIME OF DAY
1 -		49.979	2:31.940	70.34	9.969	12:09:02.968
2 -	1:37.182	48.049	2:25.231	73.59	3.260	12:11:28.199
3 -	1:34.419	47.594	2:22.013 (2)	75.26	0.042	12:13:50.212
4 -	1:34.554	47.417	2:21.971 (1)	75.28		12:16:12.183
5 -	1:34.568	47.776	2:22.344 (3)	75.08	0.373	12:18:34.527

P7 18 Marc PRENTICE		Suzuki - Mungo Marine Ltd				
IDEAL LAP TIME : 2:24.072		BEST LAP TIME : 2:24.177		DIFFERENCE : 0.105		
LAP	SECTOR 1	SECTOR 2	LAP TIME	MPH	DIFF	TIME OF DAY

Weather / Track : Cloudy / Wet

Snetterton 300
Circuit Length = 2.9689 miles
Start: 12:06 Flag 12:18 End: 12:21

BMCRC - MRO Championships 2016 - Rnd 9 @ Snetterton 300

Thunderbike Extreme

RACE 1 - SECTOR ANALYSIS

SECTOR 1 = FL to I1, SECTOR 2 = I1 to FL, DIFF = Difference To Personal Best Lap

1 -		47.945	2:32.439	70.11	8.262	12:09:03.467
2 -	1:37.585	48.512	2:26.097 (3)	73.15	1.920	12:11:29.564
3 -	1:36.479	48.622	2:25.101 (2)	73.65	0.924	12:13:54.665
4 -	1:36.127	48.050	2:24.177 (1)	74.13		12:16:18.842
5 -	1:36.938	49.601	2:26.539	72.93	2.362	12:18:45.381

P8 111		Ryan FOLKES		Suzuki - Carl Harrison Motorcycle Services			
IDEAL LAP TIME : 2:24.836		BEST LAP TIME : 2:25.385		DIFFERENCE : 0.549			
LAP	SECTOR 1	SECTOR 2	LAP TIME	MPH	DIFF	TIME OF DAY	
1 -		48.768	2:32.714	69.98	7.329	12:09:03.742	
2 -	1:38.711	49.133	2:27.844	72.29	2.459	12:11:31.586	
3 -	1:37.274	48.144	2:25.418 (2)	73.49	0.033	12:13:57.004	
4 -	1:36.692	48.693	2:25.385 (1)	73.51		12:16:22.389	
5 -	1:36.941	48.840	2:25.781 (3)	73.31	0.396	12:18:48.170	

P9 27 R		Kevan TAYLOR		Suzuki -			
IDEAL LAP TIME : 2:21.741		BEST LAP TIME : 2:21.909		DIFFERENCE : 0.168			
LAP	SECTOR 1	SECTOR 2	LAP TIME	MPH	DIFF	TIME OF DAY	
1 -		50.717	2:42.247	65.87	20.338	12:09:13.275	
2 -	1:40.442	49.421	2:29.863	71.31	7.954	12:11:43.138	
3 -	1:36.457	48.621	2:25.078 (3)	73.67	3.169	12:14:08.216	
4 -	1:37.030	47.181	2:24.211 (2)	74.11	2.302	12:16:32.427	
5 -	1:34.560	47.349	2:21.909 (1)	75.31		12:18:54.336	

P10 98 R		Thomas KIY		Kawasaki - myself			
IDEAL LAP TIME : 2:21.323		BEST LAP TIME : 2:21.323		DIFFERENCE : 0.000			
LAP	SECTOR 1	SECTOR 2	LAP TIME	MPH	DIFF	TIME OF DAY	
1 -		50.949	2:39.135	67.16	17.812	12:09:10.163	
2 -	1:40.206	49.028	2:29.234	71.61	7.911	12:11:39.397	
3 -	1:37.512	50.200	2:27.712 (3)	72.35	6.389	12:14:07.109	
4 -	1:38.359	48.082	2:26.441 (2)	72.98	5.118	12:16:33.550	
5 -	1:34.890	46.433	2:21.323 (1)	75.62		12:18:54.873	

P11 39		Rob WILLIAMS		Suzuki -			
IDEAL LAP TIME : 2:27.127		BEST LAP TIME : 2:27.180		DIFFERENCE : 0.053			
LAP	SECTOR 1	SECTOR 2	LAP TIME	MPH	DIFF	TIME OF DAY	
1 -		50.723	2:39.606	66.96	12.426	12:09:10.634	
2 -	1:40.152	50.086	2:30.238	71.14	3.058	12:11:40.872	
3 -	1:38.275	49.566	2:27.841 (2)	72.29	0.661	12:14:08.713	
4 -	1:38.328	48.852	2:27.180 (1)	72.61		12:16:35.893	
5 -	1:38.627	49.298	2:27.925 (3)	72.25	0.745	12:19:03.818	

P12 67 R		Duncan WILLIAMS		Suzuki -			
IDEAL LAP TIME : 2:27.952		BEST LAP TIME : 2:27.952		DIFFERENCE : 0.000			
LAP	SECTOR 1	SECTOR 2	LAP TIME	MPH	DIFF	TIME OF DAY	
1 -		50.883	2:38.575	67.40	10.623	12:09:09.603	
2 -	1:40.175	50.069	2:30.244 (3)	71.13	2.292	12:11:39.847	
3 -	1:41.559	50.045	2:31.604	70.49	3.652	12:14:11.451	
4 -	1:39.121	49.442	2:28.563 (2)	71.94	0.611	12:16:40.014	
5 -	1:38.959	48.993	2:27.952 (1)	72.24		12:19:07.966	

P13 8		Marcus GOOSE		Aprilia -			
IDEAL LAP TIME : 2:28.003		BEST LAP TIME : 2:29.173		DIFFERENCE : 1.170			
LAP	SECTOR 1	SECTOR 2	LAP TIME	MPH	DIFF	TIME OF DAY	
1 -		53.515	2:47.892	63.66	18.719	12:09:18.920	
2 -	1:42.250	50.178	2:32.428	70.11	3.255	12:11:51.348	
3 -	1:40.751	50.697	2:31.448 (3)	70.57	2.275	12:14:22.796	
4 -	1:40.071	49.102	2:29.173 (1)	71.64		12:16:51.969	

Weather / Track : Cloudy / Wet

Snetterton 300

Circuit Length = 2.9689 miles

Start: 12:06 Flag 12:18 End: 12:21

BMCRC - MRO Championships 2016 - Rnd 9 @ Snetterton 300

Thunderbike Extreme

RACE 1 - SECTOR ANALYSIS

SECTOR 1 = FL to I1, SECTOR 2 = I1 to FL, DIFF = Difference To Personal Best Lap

5 - **1:38.901** 50.361 2:29.262 (2) 71.60 0.089 12:19:21.231

P14 16		Matthew WREN		Kawasaki - Broken Matt			
IDEAL LAP TIME : 2:25.935		BEST LAP TIME : 2:26.877		DIFFERENCE : 0.942			
LAP	SECTOR 1	SECTOR 2	LAP TIME	MPH	DIFF	TIME OF DAY	
1 -		54.278	2:48.145	63.56	21.268	12:09:19.173	
2 -	1:45.652	52.378	2:38.030	67.63	11.153	12:11:57.203	
3 -	1:40.352	49.843	2:30.195 (3)	71.16	3.318	12:14:27.398	
4 -	1:37.563	49.314	2:26.877 (1)	72.76		12:16:54.275	
5 -	1:36.621	50.453	2:27.074 (2)	72.67	0.197	12:19:21.349	

P15 45		Paul BRYANT		Honda - CVM			
IDEAL LAP TIME : 2:30.463		BEST LAP TIME : 2:31.130		DIFFERENCE : 0.667			
LAP	SECTOR 1	SECTOR 2	LAP TIME	MPH	DIFF	TIME OF DAY	
1 -		51.407	2:42.954	65.58	11.824	12:09:13.982	
2 -	1:40.631	51.575	2:32.206 (3)	70.22	1.076	12:11:46.188	
3 -	1:39.382	51.748	2:31.130 (1)	70.72		12:14:17.318	
4 -	1:40.761	51.081	2:31.842 (2)	70.38	0.712	12:16:49.160	
5 -	1:41.652	51.758	2:33.410	69.67	2.280	12:19:22.570	

P16 303 R		Adam NORTON		Honda -			
IDEAL LAP TIME : 2:29.422		BEST LAP TIME : 2:29.422		DIFFERENCE : 0.000			
LAP	SECTOR 1	SECTOR 2	LAP TIME	MPH	DIFF	TIME OF DAY	
1 -		54.169	2:47.540	63.79	18.118	12:09:18.568	
2 -	1:45.488	52.907	2:38.395 (3)	67.47	8.973	12:11:56.963	
3 -	1:45.162	54.128	2:39.290	67.09	9.868	12:14:36.253	
4 -	1:43.077	52.064	2:35.141 (2)	68.89	5.719	12:17:11.394	
5 -	1:38.928	50.494	2:29.422 (1)	71.52		12:19:40.816	

P17 71		Ben BURNAL		Suzuki -			
IDEAL LAP TIME : 2:31.594		BEST LAP TIME : 2:31.594		DIFFERENCE : 0.000			
LAP	SECTOR 1	SECTOR 2	LAP TIME	MPH	DIFF	TIME OF DAY	
1 -		53.459	2:49.344	63.11	17.750	12:09:20.372	
2 -	1:45.656	53.038	2:38.694	67.35	7.100	12:11:59.066	
3 -	1:43.501	52.714	2:36.215 (3)	68.41	4.621	12:14:35.281	
4 -	1:43.919	52.147	2:36.066 (2)	68.48	4.472	12:17:11.347	
5 -	1:41.299	50.295	2:31.594 (1)	70.50		12:19:42.941	

P18 94 R		Andrew ASHWORTH		Suzuki - ElectroVista			
IDEAL LAP TIME : 2:35.942		BEST LAP TIME : 2:35.942		DIFFERENCE : 0.000			
LAP	SECTOR 1	SECTOR 2	LAP TIME	MPH	DIFF	TIME OF DAY	
1 -		54.722	2:53.059	61.75	17.117	12:09:24.087	
2 -	1:46.725	53.486	2:40.211	66.71	4.269	12:12:04.298	
3 -	1:44.600	53.039	2:37.639 (3)	67.80	1.697	12:14:41.937	
4 -	1:44.235	52.908	2:37.143 (2)	68.01	1.201	12:17:19.080	
5 -	1:43.435	52.507	2:35.942 (1)	68.53		12:19:55.022	

P19 73		Jim DAVIES		Kawasaki - PistonHeads			
IDEAL LAP TIME : 2:35.026		BEST LAP TIME : 2:35.026		DIFFERENCE : 0.000			
LAP	SECTOR 1	SECTOR 2	LAP TIME	MPH	DIFF	TIME OF DAY	
1 -		55.211	2:54.525	61.24	19.499	12:09:25.553	
2 -	1:46.097	53.645	2:39.742	66.90	4.716	12:12:05.295	
3 -	1:44.715	53.833	2:38.548 (3)	67.41	3.522	12:14:43.843	
4 -	1:43.913	52.754	2:36.667 (2)	68.22	1.641	12:17:20.510	
5 -	1:42.435	52.591	2:35.026 (1)	68.94		12:19:55.536	

Weather / Track : Cloudy / Wet

Snetterton 300
Circuit Length = 2.9689 miles
Start: 12:06 Flag 12:18 End: 12:21

BMCRC - MRO Championships 2016 - Rnd 9 @ Snetterton 300

Thunderbike Extreme

RACE 1 - SECTOR ANALYSIS

SECTOR 1 = FL to I1, SECTOR 2 = I1 to FL, DIFF = Difference To Personal Best Lap

P20 14		David SPENCER		Suzuki -		
IDEAL LAP TIME : 2:33.396		BEST LAP TIME : 2:35.336		DIFFERENCE : 1.940		
LAP	SECTOR 1	SECTOR 2	LAP TIME	MPH	DIFF	TIME OF DAY
1 -		54.658	2:52.152	62.08	16.816	12:09:23.180
2 -	1:46.974	53.219	2:40.193 (3)	66.72	4.857	12:12:03.373
3 -	1:47.173	53.811	2:40.984	66.39	5.648	12:14:44.357
4 -	1:45.451	51.541	2:36.992 (2)	68.08	1.656	12:17:21.349
5 -	1:41.855	53.481	2:35.336 (1)	68.80		12:19:56.685

P21 333 R		Andrew HOUGHTON		Suzuki -		
IDEAL LAP TIME : 2:47.069		BEST LAP TIME : 2:48.029		DIFFERENCE : 0.960		
LAP	SECTOR 1	SECTOR 2	LAP TIME	MPH	DIFF	TIME OF DAY
1 -		56.819	2:58.655	59.82	10.626	12:09:29.683
2 -	1:53.907	57.816	2:51.723	62.24	3.694	12:12:21.406
3 -	1:52.890	58.285	2:51.175 (3)	62.43	3.146	12:15:12.581
4 -	1:52.307	55.722	2:48.029 (1)	63.60		12:18:00.610
5 -	1:51.347	57.194	2:48.541 (2)	63.41	0.512	12:20:49.151

P22 46 R		Adrian DRAPER		Suzuki - droopy racing uk		
IDEAL LAP TIME : 2:46.549		BEST LAP TIME : 2:46.549		DIFFERENCE : 0.000		
LAP	SECTOR 1	SECTOR 2	LAP TIME	MPH	DIFF	TIME OF DAY
1 -		56.229	2:57.882	60.08	11.333	12:09:28.910
2 -	1:54.819	58.029	2:52.848	61.83	6.299	12:12:21.758
3 -	1:53.387	58.473	2:51.860 (3)	62.19	5.311	12:15:13.618
4 -	1:50.946	55.603	2:46.549 (1)	64.17		12:18:00.167
5 -	1:52.384	57.605	2:49.989 (2)	62.87	3.440	12:20:50.156

P23 113 R		Matthew FITZGERALD		Kawasaki - Ratchet Racing		
IDEAL LAP TIME : 2:27.883		BEST LAP TIME : 2:28.076		DIFFERENCE : 0.193		
LAP	SECTOR 1	SECTOR 2	LAP TIME	MPH	DIFF	TIME OF DAY
1 -		51.837	2:41.996	65.97	13.920	12:09:13.024
2 -	1:40.591	51.233	2:31.824 (3)	70.39	3.748	12:11:44.848
3 -	1:38.081	49.995	2:28.076 (1)	72.17		12:14:12.924
4 -	1:37.888	50.377	2:28.265 (2)	72.08	0.189	12:16:41.189

P24 139		Antony COPLEY		Yamaha -		
IDEAL LAP TIME : 2:31.478		BEST LAP TIME : 2:31.478		DIFFERENCE : 0.000		
LAP	SECTOR 1	SECTOR 2	LAP TIME	MPH	DIFF	TIME OF DAY
1 -		51.203	2:45.826 (2)	64.45	14.348	12:09:16.854
2 -	1:41.684	49.794	2:31.478 (1)	70.55		12:11:48.332

BMCRC - MRO Championships 2016 - Rnd 9 @ Snetterton 300

Thunderbike Extreme

RACE 1 - BEST SECTORS

SECTOR 1			SECTOR 2			IDEAL / BEST COMPARISON						
POS	NO	NAME	TIME	NO	NAME	TIME	POS	NO	NAME	IDEAL	BEST	DIFF
									PERFECT LAP	2:17.621		
1	76	BYARD	1:31.829	76	BYARD	45.792	1	76	BYARD	2:17.621	2:17.950	0.329
2	198	TOPPING	1:32.252	75	NEWMAN	45.794	2	75	NEWMAN	2:18.417	2:18.417	0.000
3	75	NEWMAN	1:32.623	98	KIY	46.433	3	198	TOPPING	2:19.104	2:19.162	0.058
4	82	HINNELLS	1:33.904	198	TOPPING	46.852	4	82	HINNELLS	2:20.788	2:20.796	0.008
5	42	WOOD	1:34.419	82	HINNELLS	46.884	5	98	KIY	2:21.323	2:21.323	0.000
6	27	TAYLOR	1:34.560	27	TAYLOR	47.181	6	27	TAYLOR	2:21.741	2:21.909	0.168
7	98	KIY	1:34.890	42	WOOD	47.417	7	42	WOOD	2:21.836	2:21.971	0.135
8	18	PRENTICE	1:36.127	18	PRENTICE	47.945	8	18	PRENTICE	2:24.072	2:24.177	0.105
9	16	WREN	1:36.621	111	FOLKES	48.144	9	111	FOLKES	2:24.836	2:25.385	0.549
10	111	FOLKES	1:36.692	39	WILLIAMS	48.852	10	16	WREN	2:25.935	2:26.877	0.942
11	113	FITZGERALD	1:37.888	67	WILLIAMS	48.993	11	39	WILLIAMS	2:27.127	2:27.180	0.053
12	39	WILLIAMS	1:38.275	8	GOOSE	49.102	12	113	FITZGERALD	2:27.883	2:28.076	0.193
13	8	GOOSE	1:38.901	16	WREN	49.314	13	67	WILLIAMS	2:27.952	2:27.952	0.000
14	303	NORTON	1:38.928	139	COPLEY	49.794	14	8	GOOSE	2:28.003	2:29.173	1.170
15	67	WILLIAMS	1:38.959	113	FITZGERALD	49.995	15	303	NORTON	2:29.422	2:29.422	0.000
16	45	BRYANT	1:39.382	71	BURNAL	50.295	16	45	BRYANT	2:30.463	2:31.130	0.667
17	71	BURNAL	1:41.299	303	NORTON	50.494	17	139	COPLEY	2:31.478	2:31.478	0.000
18	139	COPLEY	1:41.684	45	BRYANT	51.081	18	71	BURNAL	2:31.594	2:31.594	0.000
19	14	SPENCER	1:41.855	14	SPENCER	51.541	19	14	SPENCER	2:33.396	2:35.336	1.940
20	73	DAVIES	1:42.435	94	ASHWORTH	52.507	20	73	DAVIES	2:35.026	2:35.026	0.000
21	94	ASHWORTH	1:43.435	73	DAVIES	52.591	21	94	ASHWORTH	2:35.942	2:35.942	0.000
22	46	DRAPER	1:50.946	46	DRAPER	55.603	22	46	DRAPER	2:46.549	2:46.549	0.000
23	333	HOUGHTON	1:51.347	333	HOUGHTON	55.722	23	333	HOUGHTON	2:47.069	2:48.029	0.960
24							24	41	ABRAHAM		2:21.379	

Weather / Track : Cloudy / Wet

Results can be found at www.tsl-timing.com

Snetterton 300

Circuit Length = 2.9689 miles

Start: 12:06 Flag 12:18 End: 12:21

Printed - 12:25 Saturday, 17 September 2016

BMCRC - MRO Championships 2016 - Rnd 9 @ Snetterton 300

Thunderbike Extreme

RACE 11 - CLASSIFICATION



POS	NO	CL	PIC NAME	ENTRY	LAPS	TIME	GAP	DIFF	MPH	BEST	ON
1	76		1 Jason BYARD	Suzuki - May Construction	3	6:39.256			80.30	2:10.531	3
2	75		2 Paul NEWMAN	Honda - Leeway building services	3	6:40.207	0.951	0.951	80.11	2:11.562	3
3	198		3 Steven TOPPING	Yamaha -	3	6:40.614	1.358	0.407	80.03	2:10.514	3
4	42		4 Alan WOOD	Suzuki - J.Clubb Aggregates & Concrete	3	6:44.292	5.036	3.678	79.30	2:12.560	2
5	111		5 Ryan FOLKES	Suzuki - Carl Harrison Motorcyle Services	3	6:49.149	9.893	4.857	78.36	2:12.851	3
6	98	R	1 Thomas KIY	Kawasaki - myself	3	6:51.599	12.343	2.450	77.90	2:11.732	3
7	41		6 David ABRAHAM	Aprilia - Cambridge Motorcycles	3	6:59.192	19.936	7.593	76.49	2:15.754	3
8	39		7 Rob WILLIAMS	Suzuki -	3	7:01.949	22.693	2.757	75.99	2:14.420	3
9	67	R	2 Duncan WILLIAMS	Suzuki -	3	7:15.249	35.993	13.300	73.66	2:21.694	3
10	16		8 Matthew WREN	Kawasaki - Broken Matt	3	7:15.639	36.383	0.390	73.60	2:21.165	3
11	139		9 Antony COPLEY	Yamaha -	3	7:15.747	36.491	0.108	73.58	2:21.355	3
12	8		10 Marcus GOOSE	Aprilia -	3	7:16.453	37.197	0.706	73.46	2:20.167	2
13	82		11 Matt HINNELLS	Aprilia - Moremoto/ Bears repairs	3	7:17.570	38.314	1.117	73.27	2:24.080	3
14	14		12 David SPENCER	Suzuki -	3	7:17.677	38.421	0.107	73.25	2:22.912	3
15	45		13 Paul BRYANT	Honda - CVM	3	7:18.215	38.959	0.538	73.17	2:22.519	2
16	71		14 Ben BURNAL	Suzuki -	3	7:26.813	47.557	8.598	71.76	2:25.616	3
17	94	R	3 Andrew ASHWORTH	Suzuki - Electrovista	3	7:31.357	52.101	4.544	71.03	2:25.966	2
18	73		15 Jim DAVIES	Kawasaki - PistonHeads	3	7:32.461	53.205	1.104	70.86	2:25.102	3
19	46	R	4 Adrian DRAPER	Suzuki - droopy racing uk	3	7:34.433	55.177	1.972	70.55	2:27.766	2
20	333	R	5 Andrew HOUGHTON	Suzuki -	3	7:36.852	57.596	2.419	70.18	2:28.085	2

NOT CLASSIFIED

DNF	303	R	Adam NORTON	Honda -	2	4:40.026	1 Lap	1 Lap	76.33	2:14.388	2
DNF	68	R	Ian COSTELLO	Suzuki -	1	2:25.480	2 Laps	1 Lap	73.46	2:25.480	1
DNF	18		Marc PRENTICE	Suzuki - Mungo Marine Ltd	0						
DNF	27	R	Kevan TAYLOR	Suzuki -	0						
DNF	58		Michael SIMMONS	Kawasaki - Westcountry Windings	0						

FASTEST LAP

198			Steven TOPPING	Yamaha -	3	2:10.514			81.89 mph	131.79 kph	
98	R		Thomas KIY	Kawasaki - myself	3	2:11.732			81.13 mph	130.57 kph	

Race stopped

Class - 90% of Race Speed = 72.27 mph

Class R - 90% of Race Speed = 70.11 mph

Snetterton 300

Circuit Length = 2.9689 miles

Start: 10:06 Flag 10:13 End: 10:16

Weather / Track : Cloudy / Drying

These results are provisional until the conclusion of any judicial and technical matters.

Clerk Of Course :	Timekeeper :
-------------------	--------------

Results can be found at www.tsl-timing.com

Printed - 10:18 Sunday, 18 September 2016



BMCRC - MRO Championships 2016 - Rnd 9 @ Snetterton 300

Thunderbike Extreme

RACE 11 - LAP CHART

LAP 1 @ 10:09:07.365		
NO	BEHIND	LAP TIME
76		2:13.986
75	2.929	2:16.915
198	4.050	2:18.036
42	4.148	2:18.134
111	8.048	2:22.034
41	11.018	2:25.004
68	11.494	2:25.480
303	11.652	2:25.638
98	12.096	2:26.082
39	14.518	2:28.504
82	14.799	2:28.785
67	15.753	2:29.739
16	16.257	2:30.243
14	17.174	2:31.160
139	17.181	2:31.167
45	18.947	2:32.933
8	20.902	2:34.888
71	21.535	2:35.521
94	23.591	2:37.577
46	24.521	2:38.507
73	25.637	2:39.623
333	26.166	2:40.152

LAP 2 @ 10:11:22.024		
NO	BEHIND	LAP TIME
75		2:11.730
76	0.080	2:14.739
198	1.455	2:12.064
42	2.049	2:12.560
111	7.653	2:14.264
98	11.222	2:13.785
303	11.381	2:14.388
41	14.793	2:18.434
39	18.884	2:19.025
82	24.845	2:24.705
67	24.910	2:23.816
139	25.747	2:23.225
16	25.829	2:24.231
14	26.120	2:23.605
8	26.410	2:20.167
45	26.807	2:22.519
71	32.552	2:25.676
94	34.898	2:25.966
46	37.628	2:27.766
73	38.714	2:27.736
333	39.592	2:28.085

LAP 3 @ 10:13:32.635		
NO	BEHIND	LAP TIME
76		2:10.531
75	0.951	2:11.562
198	1.358	2:10.514
42	5.036	2:13.598
111	9.893	2:12.851
98	12.343	2:11.732
41	19.936	2:15.754
39	22.693	2:14.420
67	35.993	2:21.694
16	36.383	2:21.165
139	36.491	2:21.355
8	37.197	2:21.398

Weather / Track : Cloudy / Drying

Results can be found at www.tsl-timing.com

Snetterton 300
Circuit Length = 2.9689 miles
Start: 10:06 Flag 10:13 End: 10:16

Printed - 10:19 Sunday, 18 September 2016

BMCRC - MRO Championships 2016 - Rnd 9 @ Snetterton 300

Thunderbike Extreme

RACE 11 - SECTOR ANALYSIS

SECTOR 1 = FL to I1, SECTOR 2 = I1 to FL, DIFF = Difference To Personal Best Lap

P1 76		Jason BYARD		Suzuki - May Construction		
IDEAL LAP TIME : 2:10.531		BEST LAP TIME : 2:10.531		DIFFERENCE : 0.000		
LAP	SECTOR 1	SECTOR 2	LAP TIME	MPH	DIFF	TIME OF DAY
1 -		43.770	2:13.986 (2)	79.76	3.455	10:09:07.365
2 -	1:29.319	45.420	2:14.739 (3)	79.32	4.208	10:11:22.104
3 -	1:26.775	43.756	2:10.531 (1)	81.88		10:13:32.635

P2 75		Paul NEWMAN		Honda - Leeway building services		
IDEAL LAP TIME : 2:11.080		BEST LAP TIME : 2:11.562		DIFFERENCE : 0.482		
LAP	SECTOR 1	SECTOR 2	LAP TIME	MPH	DIFF	TIME OF DAY
1 -		44.779	2:16.915 (3)	78.06	5.353	10:09:10.294
2 -	1:26.947	44.783	2:11.730 (2)	81.13	0.168	10:11:22.024
3 -	1:27.429	44.133	2:11.562 (1)	81.23		10:13:33.586

P3 198		Steven TOPPING		Yamaha -		
IDEAL LAP TIME : 2:10.514		BEST LAP TIME : 2:10.514		DIFFERENCE : 0.000		
LAP	SECTOR 1	SECTOR 2	LAP TIME	MPH	DIFF	TIME OF DAY
1 -		44.749	2:18.036 (3)	77.42	7.522	10:09:11.415
2 -	1:27.555	44.509	2:12.064 (2)	80.93	1.550	10:11:23.479
3 -	1:26.735	43.779	2:10.514 (1)	81.89		10:13:33.993

P4 42		Alan WOOD		Suzuki - J.Clubb Aggregates & Concrete		
IDEAL LAP TIME : 2:11.464		BEST LAP TIME : 2:12.560		DIFFERENCE : 1.096		
LAP	SECTOR 1	SECTOR 2	LAP TIME	MPH	DIFF	TIME OF DAY
1 -		44.443	2:18.134 (3)	77.37	5.574	10:09:11.513
2 -	1:27.021	45.539	2:12.560 (1)	80.62		10:11:24.073
3 -	1:28.252	45.346	2:13.598 (2)	80.00	1.038	10:13:37.671

P5 111		Ryan FOLKES		Suzuki - Carl Harrison Motorcyle Services		
IDEAL LAP TIME : 2:12.851		BEST LAP TIME : 2:12.851		DIFFERENCE : 0.000		
LAP	SECTOR 1	SECTOR 2	LAP TIME	MPH	DIFF	TIME OF DAY
1 -		45.649	2:22.034 (3)	75.24	9.183	10:09:15.413
2 -	1:29.188	45.076	2:14.264 (2)	79.60	1.413	10:11:29.677
3 -	1:28.435	44.416	2:12.851 (1)	80.45		10:13:42.528

P6 98 R		Thomas KIY		Kawasaki - myself		
IDEAL LAP TIME : 2:11.653		BEST LAP TIME : 2:11.732		DIFFERENCE : 0.079		
LAP	SECTOR 1	SECTOR 2	LAP TIME	MPH	DIFF	TIME OF DAY
1 -		46.600	2:26.082 (3)	73.16	14.350	10:09:19.461
2 -	1:29.332	44.453	2:13.785 (2)	79.88	2.053	10:11:33.246
3 -	1:27.200	44.532	2:11.732 (1)	81.13		10:13:44.978

P7 41		David ABRAHAM		Aprilia - Cambridge Motorcycles		
IDEAL LAP TIME : 2:15.754		BEST LAP TIME : 2:15.754		DIFFERENCE : 0.000		
LAP	SECTOR 1	SECTOR 2	LAP TIME	MPH	DIFF	TIME OF DAY
1 -		48.003	2:25.004 (3)	73.70	9.250	10:09:18.383
2 -	1:31.620	46.814	2:18.434 (2)	77.20	2.680	10:11:36.817
3 -	1:29.150	46.604	2:15.754 (1)	78.73		10:13:52.571

P8 39		Rob WILLIAMS		Suzuki -		
IDEAL LAP TIME : 2:14.420		BEST LAP TIME : 2:14.420		DIFFERENCE : 0.000		
LAP	SECTOR 1	SECTOR 2	LAP TIME	MPH	DIFF	TIME OF DAY
1 -		48.411	2:28.504 (3)	71.97	14.084	10:09:21.883
2 -	1:31.882	47.143	2:19.025 (2)	76.87	4.605	10:11:40.908
3 -	1:28.643	45.777	2:14.420 (1)	79.51		10:13:55.328

Weather / Track : Cloudy / Drying

Snetterton 300
Circuit Length = 2.9689 miles
Start: 10:06 Flag 10:13 End: 10:16

BMCRC - MRO Championships 2016 - Rnd 9 @ Snetterton 300

Thunderbike Extreme

RACE 11 - SECTOR ANALYSIS

SECTOR 1 = FL to I1, SECTOR 2 = I1 to FL, DIFF = Difference To Personal Best Lap

P9 67 R Duncan WILLIAMS		Suzuki -				
IDEAL LAP TIME : 2:20.779		BEST LAP TIME : 2:21.694		DIFFERENCE : 0.915		
LAP	SECTOR 1	SECTOR 2	LAP TIME	MPH	DIFF	TIME OF DAY
1 -		47.871	2:29.739 (3)	71.37	8.045	10:09:23.118
2 -	1:33.701	50.115	2:23.816 (2)	74.31	2.122	10:11:46.934
3 -	1:32.908	48.786	2:21.694 (1)	75.43		10:14:08.628

P10 16 Matthew WREN		Kawasaki - Broken Matt				
IDEAL LAP TIME : 2:20.641		BEST LAP TIME : 2:21.165		DIFFERENCE : 0.524		
LAP	SECTOR 1	SECTOR 2	LAP TIME	MPH	DIFF	TIME OF DAY
1 -		47.867	2:30.243 (3)	71.13	9.078	10:09:23.622
2 -	1:33.552	50.679	2:24.231 (2)	74.10	3.066	10:11:47.853
3 -	1:34.076	47.089	2:21.165 (1)	75.71		10:14:09.018

P11 139 Antony COPLEY		Yamaha -				
IDEAL LAP TIME : 2:20.613		BEST LAP TIME : 2:21.355		DIFFERENCE : 0.742		
LAP	SECTOR 1	SECTOR 2	LAP TIME	MPH	DIFF	TIME OF DAY
1 -		47.592	2:31.167 (3)	70.70	9.812	10:09:24.546
2 -	1:33.755	49.470	2:23.225 (2)	74.62	1.870	10:11:47.771
3 -	1:33.021	48.334	2:21.355 (1)	75.61		10:14:09.126

P12 8 Marcus GOOSE		Aprilia -				
IDEAL LAP TIME : 2:18.462		BEST LAP TIME : 2:20.167		DIFFERENCE : 1.705		
LAP	SECTOR 1	SECTOR 2	LAP TIME	MPH	DIFF	TIME OF DAY
1 -		49.019	2:34.888 (3)	69.00	14.721	10:09:28.267
2 -	1:30.976	49.191	2:20.167 (1)	76.25		10:11:48.434
3 -	1:33.912	47.486	2:21.398 (2)	75.58	1.231	10:14:09.832

P13 82 Matt HINNELLS		Aprilia - Moremoto/ Bears repairs				
IDEAL LAP TIME : 2:23.356		BEST LAP TIME : 2:24.080		DIFFERENCE : 0.724		
LAP	SECTOR 1	SECTOR 2	LAP TIME	MPH	DIFF	TIME OF DAY
1 -		49.382	2:28.785 (3)	71.83	4.705	10:09:22.164
2 -	1:34.475	50.230	2:24.705 (2)	73.86	0.625	10:11:46.869
3 -	1:35.199	48.881	2:24.080 (1)	74.18		10:14:10.949

P14 14 David SPENCER		Suzuki -				
IDEAL LAP TIME : 2:21.390		BEST LAP TIME : 2:22.912		DIFFERENCE : 1.522		
LAP	SECTOR 1	SECTOR 2	LAP TIME	MPH	DIFF	TIME OF DAY
1 -		48.746	2:31.160 (3)	70.70	8.248	10:09:24.539
2 -	1:33.008	50.597	2:23.605 (2)	74.42	0.693	10:11:48.144
3 -	1:34.530	48.382	2:22.912 (1)	74.78		10:14:11.056

P15 45 Paul BRYANT		Honda - CVM				
IDEAL LAP TIME : 2:22.136		BEST LAP TIME : 2:22.519		DIFFERENCE : 0.383		
LAP	SECTOR 1	SECTOR 2	LAP TIME	MPH	DIFF	TIME OF DAY
1 -		48.805	2:32.933 (3)	69.88	10.414	10:09:26.312
2 -	1:33.454	49.065	2:22.519 (1)	74.99		10:11:48.831
3 -	1:34.081	48.682	2:22.763 (2)	74.86	0.244	10:14:11.594

P16 71 Ben BURNAL		Suzuki -				
IDEAL LAP TIME : 2:25.422		BEST LAP TIME : 2:25.616		DIFFERENCE : 0.194		
LAP	SECTOR 1	SECTOR 2	LAP TIME	MPH	DIFF	TIME OF DAY
1 -		50.020	2:35.521 (3)	68.72	9.905	10:09:28.900
2 -	1:36.564	49.112	2:25.676 (2)	73.36	0.060	10:11:54.576
3 -	1:36.758	48.858	2:25.616 (1)	73.39		10:14:20.192

Weather / Track : Cloudy / Drying

Snetterton 300
Circuit Length = 2.9689 miles
Start: 10:06 Flag 10:13 End: 10:16

BMCRC - MRO Championships 2016 - Rnd 9 @ Snetterton 300

Thunderbike Extreme

RACE 11 - SECTOR ANALYSIS

SECTOR 1 = FL to I1, SECTOR 2 = I1 to FL, DIFF = Difference To Personal Best Lap

P17 94 R Andrew ASHWORTH		Suzuki - Electrovista				
IDEAL LAP TIME : 2:25.966		BEST LAP TIME : 2:25.966		DIFFERENCE : 0.000		
LAP	SECTOR 1	SECTOR 2	LAP TIME	MPH	DIFF	TIME OF DAY
1 -		50.819	2:37.577 (3)	67.82	11.611	10:09:30.956
2 -	1:35.942	50.024	2:25.966 (1)	73.22		10:11:56.922
3 -	1:36.782	51.032	2:27.814 (2)	72.30	1.848	10:14:24.736

P18 73 Jim DAVIES		Kawasaki - PistonHeads				
IDEAL LAP TIME : 2:25.102		BEST LAP TIME : 2:25.102		DIFFERENCE : 0.000		
LAP	SECTOR 1	SECTOR 2	LAP TIME	MPH	DIFF	TIME OF DAY
1 -		50.465	2:39.623 (3)	66.95	14.521	10:09:33.002
2 -	1:37.254	50.482	2:27.736 (2)	72.34	2.634	10:12:00.738
3 -	1:35.265	49.837	2:25.102 (1)	73.65		10:14:25.840

P19 46 R Adrian DRAPER		Suzuki - droopy racing uk				
IDEAL LAP TIME : 2:27.488		BEST LAP TIME : 2:27.766		DIFFERENCE : 0.278		
LAP	SECTOR 1	SECTOR 2	LAP TIME	MPH	DIFF	TIME OF DAY
1 -		50.099	2:38.507 (3)	67.42	10.741	10:09:31.886
2 -	1:38.018	49.748	2:27.766 (1)	72.33		10:11:59.652
3 -	1:37.740	50.420	2:28.160 (2)	72.13	0.394	10:14:27.812

P20 333 R Andrew HOUGHTON		Suzuki -				
IDEAL LAP TIME : 2:28.057		BEST LAP TIME : 2:28.085		DIFFERENCE : 0.028		
LAP	SECTOR 1	SECTOR 2	LAP TIME	MPH	DIFF	TIME OF DAY
1 -		51.039	2:40.152 (3)	66.73	12.067	10:09:33.531
2 -	1:37.424	50.661	2:28.085 (1)	72.17		10:12:01.616
3 -	1:37.396	51.219	2:28.615 (2)	71.91	0.530	10:14:30.231

P21 303 R Adam NORTON		Honda -				
IDEAL LAP TIME : 2:12.721		BEST LAP TIME : 2:14.388		DIFFERENCE : 1.667		
LAP	SECTOR 1	SECTOR 2	LAP TIME	MPH	DIFF	TIME OF DAY
1 -		47.650	2:25.638 (2)	73.38	11.250	10:09:19.017
2 -	1:28.750	45.638	2:14.388 (1)	79.53		10:11:33.405

P22 68 R Ian COSTELLO		Suzuki -				
IDEAL LAP TIME : 2:16.401		BEST LAP TIME : 2:25.480		DIFFERENCE : 9.079		
LAP	SECTOR 1	SECTOR 2	LAP TIME	MPH	DIFF	TIME OF DAY
1 -		47.744	2:25.480 (1)	73.46		10:09:18.859

Weather / Track : Cloudy / Drying

Snetterton 300
Circuit Length = 2.9689 miles
Start: 10:06 Flag 10:13 End: 10:16

BMCRC - MRO Championships 2016 - Rnd 9 @ Snetterton 300

Thunderbike Extreme

RACE 11 - BEST SECTORS

SECTOR 1			SECTOR 2			IDEAL / BEST COMPARISON						
POS	NO	NAME	TIME	NO	NAME	TIME	POS	NO	NAME	IDEAL	BEST	DIFF
									PERFECT LAP	2:10.491		
1	198	TOPPING	1:26.735	76	BYARD	43.756	1	198	TOPPING	2:10.514	2:10.514	0.000
2	76	BYARD	1:26.775	198	TOPPING	43.779	2	76	BYARD	2:10.531	2:10.531	0.000
3	75	NEWMAN	1:26.947	75	NEWMAN	44.133	3	75	NEWMAN	2:11.080	2:11.562	0.482
4	42	WOOD	1:27.021	111	FOLKES	44.416	4	42	WOOD	2:11.464	2:12.560	1.096
5	303	NORTON	1:27.083	42	WOOD	44.443	5	98	KIY	2:11.653	2:11.732	0.079
6	98	KIY	1:27.200	98	KIY	44.453	6	303	NORTON	2:12.721	2:14.388	1.667
7	111	FOLKES	1:28.435	303	NORTON	45.638	7	111	FOLKES	2:12.851	2:12.851	0.000
8	39	WILLIAMS	1:28.643	39	WILLIAMS	45.777	8	39	WILLIAMS	2:14.420	2:14.420	0.000
9	68	COSTELLO	1:28.657	41	ABRAHAM	46.604	9	41	ABRAHAM	2:15.754	2:15.754	0.000
10	41	ABRAHAM	1:29.150	16	WREN	47.089	10	68	COSTELLO	2:16.401	2:25.480	9.079
11	8	GOOSE	1:30.976	8	GOOSE	47.486	11	8	GOOSE	2:18.462	2:20.167	1.705
12	67	WILLIAMS	1:32.908	139	COPLY	47.592	12	139	COPLY	2:20.613	2:21.355	0.742
13	14	SPENCER	1:33.008	68	COSTELLO	47.744	13	16	WREN	2:20.641	2:21.165	0.524
14	139	COPLY	1:33.021	67	WILLIAMS	47.871	14	67	WILLIAMS	2:20.779	2:21.694	0.915
15	45	BRYANT	1:33.454	14	SPENCER	48.382	15	14	SPENCER	2:21.390	2:22.912	1.522
16	16	WREN	1:33.552	45	BRYANT	48.682	16	45	BRYANT	2:22.136	2:22.519	0.383
17	82	HINNELLS	1:34.475	71	BURNAL	48.858	17	82	HINNELLS	2:23.356	2:24.080	0.724
18	73	DAVIES	1:35.265	82	HINNELLS	48.881	18	73	DAVIES	2:25.102	2:25.102	0.000
19	94	ASHWORTH	1:35.942	46	DRAPER	49.748	19	71	BURNAL	2:25.422	2:25.616	0.194
20	71	BURNAL	1:36.564	73	DAVIES	49.837	20	94	ASHWORTH	2:25.966	2:25.966	0.000
21	333	HOUGHTON	1:37.396	94	ASHWORTH	50.024	21	46	DRAPER	2:27.488	2:27.766	0.278
22	46	DRAPER	1:37.740	333	HOUGHTON	50.661	22	333	HOUGHTON	2:28.057	2:28.085	0.028
23												
24												
25												

Weather / Track : Cloudy / Drying

Results can be found at www.tsl-timing.com

Snetterton 300

Circuit Length = 2.9689 miles

Start: 10:06 Flag 10:13 End: 10:16

Printed - 10:18 Sunday, 18 September 2016

BMCRC - MRO Championships 2016 - Rnd 9 @ Snetterton 300



Thunderbike Extreme

RACE 8 - CLASSIFICATION

POS	NO	CL	PIC NAME	ENTRY	LAPS	TIME	GAP	DIFF	MPH	BEST	ON
1	76		1 Jason BYARD	Suzuki - May Construction	6	12:13.103			87.47	2:00.983	2
2	82		2 Matt HINNELLS	Aprilia - Moremoto/ Bears repairs	6	12:30.961	17.858	17.858	85.39	2:03.573	4
3	39		3 Rob WILLIAMS	Suzuki -	6	12:37.382	24.279	6.421	84.67	2:02.979	6
4	42		4 Alan WOOD	Suzuki - J.Clubb Aggregates & Concrete	6	12:45.318	32.215	7.936	83.79	2:04.630	6
5	41		5 David ABRAHAM	Aprilia - Cambridge Motorcycles	6	12:45.897	32.794	0.579	83.72	2:04.892	6
6	188		6 Barry MANTELL	Suzuki - Swedish car connection	6	13:04.505	51.402	18.608	81.74	2:07.542	5
7	67	R	1 Duncan WILLIAMS	Suzuki -	6	13:06.982	53.879	2.477	81.48	2:09.145	5
8	98	R	2 Thomas KIY	Kawasaki - myself	6	13:07.182	54.079	0.200	81.46	2:09.313	3
9	14		7 David SPENCER	Suzuki -	6	13:07.823	54.720	0.641	81.39	2:09.133	6
10	16		8 Matthew WREN	Kawasaki - Broken Matt	6	13:21.840	1:08.737	14.017	79.97	2:10.785	6
11	58		9 Michael SIMMONS	Kawasaki - Westcountry Windings	6	13:23.336	1:10.233	1.496	79.82	2:09.311	3
12	139		10 Antony COPLEY	Yamaha -	6	13:31.772	1:18.669	8.436	78.99	2:13.416	2
13	28	R	3 Dan NEMATI	Yamaha - Wayne Johnson	6	13:34.893	1:21.790	3.121	78.69	2:09.986	4
14	27	R	4 Kevan TAYLOR	Suzuki -	6	13:37.786	1:24.683	2.893	78.41	2:12.723	6
15	8		11 Marcus GOOSE	Aprilia -	6	13:53.772	1:40.669	15.986	76.91	2:16.183	4
16	18		12 Marc PRENTICE	Suzuki - Mungo Marine Ltd	6	13:53.878	1:40.775	0.106	76.90	2:12.650	6
17	5		13 Nick BISHOP	Suzuki - Rtlj trailers	6	13:57.439	1:44.336	3.561	76.57	2:13.769	6
18	45		14 Paul BRYANT	Honda - CVM	6	14:01.853	1:48.750	4.414	76.17	2:17.234	5
19	46	R	5 Adrian DRAPER	Suzuki - droopy racing uk	6	14:02.634	1:49.531	0.781	76.10	2:16.445	6
20	94	R	6 Andrew ASHWORTH	Suzuki - Electrovista	5	12:12.782	1 Lap	1 Lap	72.92	2:21.027	5
21	113	R	7 Matthew FITZGERALD	Kawasaki - Ratchet Racing	5	12:14.593	1 Lap	1.811	72.74	2:20.729	5
22	333	R	8 Andrew HOUGHTON	Suzuki -	5	12:16.004	1 Lap	1.411	72.60	2:23.038	5
23	73		15 Jim DAVIES	Kawasaki - PistonHeads	5	12:17.073	1 Lap	1.069	72.50	2:21.986	5

NOT CLASSIFIED

DNF	198		Steven TOPPING	Yamaha -	5	10:37.717	1 Lap		83.79	2:05.305	3
EX	75		Paul NEWMAN	Honda - Leeway building services	0						
EX	71		Ben BURNAL	Suzuki -	0						

FASTEST LAP

76			Jason BYARD	Suzuki - May Construction	2	2:00.983			88.34 mph	142.17 kph	
67	R		Duncan WILLIAMS	Suzuki -	5	2:09.145			82.76 mph	133.18 kph	

No. 71 & 75 - Disqualified for a technical infringement

Class - 90% of Race Speed = 78.72 mph

Class R - 90% of Race Speed = 73.33 mph

Snetterton 300

Circuit Length = 2.9689 miles

Start: 13:52 Flag 14:04 End: 14:07

Weather / Track : Cloudy / Dry

These results are provisional until the conclusion of any judicial and technical matters.

Clerk Of Course :	Timekeeper :
-------------------	--------------

Results can be found at www.tsl-timing.com

Printed - 14:42 Sunday, 18 September 2016



BMCRC - MRO Championships 2016 - Rnd 9 @ Snetterton 300

Thunderbike Extreme

RACE 8 - LAP CHART

LAP 1 @ 13:54:46.874

NO	BEHIND	LAP TIME
76		2:06.743
82	2.980	2:09.723
75	4.558	2:11.301
41	5.189	2:11.932
39	6.885	2:13.628
198	7.001	2:13.744
42	7.235	2:13.978
98	10.513	2:17.256
14	10.878	2:17.621
67	12.192	2:18.935
16	12.269	2:19.012
58	13.939	2:20.682
188	14.163	2:20.906
139	14.982	2:21.725
8	15.453	2:22.196
27	19.641	2:26.384
71	19.684	2:26.427
45	20.870	2:27.613
46	23.516	2:30.259
28	26.747	2:33.490
333	28.348	2:35.091
5	28.817	2:35.560
94	29.333	2:36.076
73	30.211	2:36.954
113	30.443	2:37.186
18	33.005	2:39.748

LAP 2 @ 13:56:47.857

NO	BEHIND	LAP TIME
76		2:00.983
82	5.937	2:03.940
75	9.783	2:06.208
198	12.370	2:06.352
39	13.546	2:07.644
42	15.115	2:08.863
41	16.679	2:12.473
98	20.081	2:10.551
14	20.108	2:10.213
67	21.025	2:09.816
188	23.618	2:10.438
16	24.655	2:13.369
58	25.186	2:12.230
139	27.415	2:13.416
8	30.891	2:16.421
27	33.658	2:15.000
71	40.178	2:21.477
45	40.679	2:20.792
28	40.745	2:14.981
46	43.192	2:20.659
18	49.512	2:17.490
5	50.461	2:22.627
333	54.058	2:26.693
113	54.921	2:25.461
94	54.970	2:26.620
73	55.746	2:26.518

LAP 3 @ 13:58:49.151

NO	BEHIND	LAP TIME
76		2:01.294
82	8.608	2:03.965
75	14.489	2:06.000

198	16.381	2:05.305
39	17.397	2:05.145
42	20.453	2:06.632
41	20.875	2:05.490
98	28.100	2:09.313
14	29.430	2:10.616
67	29.641	2:09.910
188	30.053	2:07.729
58	33.203	2:09.311
16	35.564	2:12.203
139	39.943	2:13.822
27	46.946	2:14.582
8	53.030	2:23.433
28	54.079	2:14.628
45	58.780	2:19.395
71	58.846	2:19.962
46	59.927	2:18.029
18	1:05.126	2:16.908
5	1:05.854	2:16.687
333	1:19.939	2:27.175
94	1:20.333	2:26.657
113	1:21.186	2:27.559
73	1:21.657	2:27.205

LAP 4 @ 14:00:50.514

NO	BEHIND	LAP TIME
76		2:01.363
82	10.818	2:03.573
75	19.768	2:06.642
39	20.257	2:04.223
198	21.282	2:06.264
42	24.948	2:05.858
41	25.140	2:05.628
98	37.278	2:10.541
67	38.267	2:09.989
188	38.592	2:09.902
14	39.027	2:10.960
16	48.641	2:14.440
58	49.345	2:17.505
139	53.382	2:14.802
27	1:00.643	2:15.060
28	1:02.702	2:09.986
8	1:07.850	2:16.183
45	1:15.537	2:18.120
71	1:15.868	2:18.385
46	1:16.495	2:17.931
18	1:17.857	2:14.094
5	1:19.283	2:14.792
94	1:41.372	2:22.402
333	1:42.583	2:24.007
113	1:43.481	2:23.658
73	1:44.704	2:24.410

LAP 5 @ 14:02:51.564

NO	BEHIND	LAP TIME
76		2:01.050
82	14.040	2:04.272
39	22.970	2:03.763
75	24.242	2:05.524
198	26.284	2:06.052
42	29.255	2:05.357
41	29.572	2:05.482
188	45.084	2:07.542
98	45.817	2:09.589

67	46.362	2:09.145
14	47.257	2:09.280
58	59.048	2:10.753
16	59.622	2:12.031
139	1:06.118	2:13.786
28	1:13.455	2:11.803
27	1:13.630	2:14.037
8	1:23.994	2:17.194
18	1:29.795	2:12.988
45	1:31.721	2:17.234
5	1:32.237	2:14.004
46	1:34.756	2:19.311
71	1:35.604	2:20.786
94	2:01.349	2:21.027

LAP 6 @ 14:04:53.234

NO	BEHIND	LAP TIME
76		2:01.670
113	1 Lap	2:20.729
333	1 Lap	2:23.038
73	1 Lap	2:21.986
82	17.858	2:05.488
39	24.279	2:02.979
75	28.250	2:05.678
42	32.215	2:04.630
41	32.794	2:04.892
188	51.402	2:07.988
67	53.879	2:09.187
98	54.079	2:09.932
14	54.720	2:09.133
16	1:08.737	2:10.785
58	1:10.233	2:12.855
139	1:18.669	2:14.221
28	1:21.790	2:10.005
27	1:24.683	2:12.723
8	1:40.669	2:18.345
18	1:40.775	2:12.650
5	1:44.336	2:13.769
45	1:48.750	2:18.699
46	1:49.531	2:16.445
71	1:51.723	2:17.789

Weather / Track : Cloudy / Dry

Results can be found at www.tsl-timing.com

Snetterton 300
Circuit Length = 2.9689 miles
Start: 13:52 Flag 14:04 End: 14:07

Printed - 14:08 Sunday, 18 September 2016

BMCRC - MRO Championships 2016 - Rnd 9 @ Snetterton 300

Thunderbike Extreme

RACE 8 - SECTOR ANALYSIS

SECTOR 1 = FL to I1, SECTOR 2 = I1 to FL, DIFF = Difference To Personal Best Lap

P1 76		Jason BYARD		Suzuki - May Construction		
IDEAL LAP TIME : 2:00.748		BEST LAP TIME : 2:00.983		DIFFERENCE : 0.235		
LAP	SECTOR 1	SECTOR 2	LAP TIME	MPH	DIFF	TIME OF DAY
1 -		40.171	2:06.743	84.32	5.760	13:54:46.874
2 -	1:20.848	40.135	2:00.983 (1)	88.34		13:56:47.857
3 -	1:21.194	40.100	2:01.294 (3)	88.11	0.311	13:58:49.151
4 -	1:21.288	40.075	2:01.363	88.06	0.380	14:00:50.514
5 -	1:20.820	40.230	2:01.050 (2)	88.29	0.067	14:02:51.564
6 -	1:20.673	40.997	2:01.670	87.84	0.687	14:04:53.234

P2 82		Matt HINNELLS		Aprilia - Moremoto/ Bears repairs		
IDEAL LAP TIME : 2:03.468		BEST LAP TIME : 2:03.573		DIFFERENCE : 0.105		
LAP	SECTOR 1	SECTOR 2	LAP TIME	MPH	DIFF	TIME OF DAY
1 -		41.402	2:09.723	82.39	6.150	13:54:49.854
2 -	1:22.735	41.205	2:03.940 (2)	86.23	0.367	13:56:53.794
3 -	1:22.844	41.121	2:03.965 (3)	86.21	0.392	13:58:57.759
4 -	1:22.347	41.226	2:03.573 (1)	86.49		14:01:01.332
5 -	1:22.655	41.617	2:04.272	86.00	0.699	14:03:05.604
6 -	1:23.095	42.393	2:05.488	85.17	1.915	14:05:11.092

P3 39		Rob WILLIAMS		Suzuki -		
IDEAL LAP TIME : 2:02.979		BEST LAP TIME : 2:02.979		DIFFERENCE : 0.000		
LAP	SECTOR 1	SECTOR 2	LAP TIME	MPH	DIFF	TIME OF DAY
1 -		42.933	2:13.628	79.98	10.649	13:54:53.759
2 -	1:25.450	42.194	2:07.644	83.73	4.665	13:57:01.403
3 -	1:23.374	41.771	2:05.145	85.40	2.166	13:59:06.548
4 -	1:22.779	41.444	2:04.223 (3)	86.03	1.244	14:01:10.771
5 -	1:22.585	41.178	2:03.763 (2)	86.35	0.784	14:03:14.534
6 -	1:22.127	40.852	2:02.979 (1)	86.90		14:05:17.513

P4 75		Paul NEWMAN		Honda - Leeway building services		
IDEAL LAP TIME : 2:04.632		BEST LAP TIME : 2:05.524		DIFFERENCE : 0.892		
LAP	SECTOR 1	SECTOR 2	LAP TIME	MPH	DIFF	TIME OF DAY
1 -		41.585	2:11.301	81.40	5.777	13:54:51.432
2 -	1:24.233	41.975	2:06.208	84.68	0.684	13:56:57.640
3 -	1:23.777	42.223	2:06.000 (3)	84.82	0.476	13:59:03.640
4 -	1:24.484	42.158	2:06.642	84.39	1.118	14:01:10.282
5 -	1:24.174	41.350	2:05.524 (1)	85.14		14:03:15.806
6 -	1:23.282	42.396	2:05.678 (2)	85.04	0.154	14:05:21.484

P5 42		Alan WOOD		Suzuki - J.Clubb Aggregates & Concrete		
IDEAL LAP TIME : 2:04.387		BEST LAP TIME : 2:04.630		DIFFERENCE : 0.243		
LAP	SECTOR 1	SECTOR 2	LAP TIME	MPH	DIFF	TIME OF DAY
1 -		42.371	2:13.978	79.77	9.348	13:54:54.109
2 -	1:25.852	43.011	2:08.863	82.94	4.233	13:57:02.972
3 -	1:24.280	42.352	2:06.632	84.40	2.002	13:59:09.604
4 -	1:23.680	42.178	2:05.858 (3)	84.92	1.228	14:01:15.462
5 -	1:23.575	41.782	2:05.357 (2)	85.26	0.727	14:03:20.819
6 -	1:22.605	42.025	2:04.630 (1)	85.75		14:05:25.449

P6 41		David ABRAHAM		Aprilia - Cambridge Motorcycles		
IDEAL LAP TIME : 2:04.892		BEST LAP TIME : 2:04.892		DIFFERENCE : 0.000		
LAP	SECTOR 1	SECTOR 2	LAP TIME	MPH	DIFF	TIME OF DAY
1 -		41.793	2:11.932	81.01	7.040	13:54:52.063
2 -	1:30.708	41.765	2:12.473	80.68	7.581	13:57:04.536
3 -	1:23.726	41.764	2:05.490 (3)	85.17	0.598	13:59:10.026
4 -	1:23.919	41.709	2:05.628	85.07	0.736	14:01:15.654
5 -	1:23.684	41.798	2:05.482 (2)	85.17	0.590	14:03:21.136

Weather / Track : Cloudy / Dry

Snetterton 300
Circuit Length = 2.9689 miles
Start: 13:52 Flag 14:04 End: 14:07

BMCRC - MRO Championships 2016 - Rnd 9 @ Snetterton 300

Thunderbike Extreme

RACE 8 - SECTOR ANALYSIS

SECTOR 1 = FL to I1, SECTOR 2 = I1 to FL, DIFF = Difference To Personal Best Lap

6 - 1:23.427 41.465 2:04.892 (1) 85.57 14:05:26.028

P7 188 Barry MANTELL		Suzuki - Swedish car connection				
IDEAL LAP TIME : 2:07.399		BEST LAP TIME : 2:07.542		DIFFERENCE : 0.143		
LAP	SECTOR 1	SECTOR 2	LAP TIME	MPH	DIFF	TIME OF DAY
1 -		44.184	2:20.906	75.85	13.364	13:55:01.037
2 -	1:26.349	44.089	2:10.438	81.93	2.896	13:57:11.475
3 -	1:25.314	42.415	2:07.729 (2)	83.67	0.187	13:59:19.204
4 -	1:26.606	43.296	2:09.902	82.27	2.360	14:01:29.106
5 -	1:24.997	42.545	2:07.542 (1)	83.80		14:03:36.648
6 -	1:25.586	42.402	2:07.988 (3)	83.50	0.446	14:05:44.636

P8 67 R Duncan WILLIAMS		Suzuki -				
IDEAL LAP TIME : 2:09.114		BEST LAP TIME : 2:09.145		DIFFERENCE : 0.031		
LAP	SECTOR 1	SECTOR 2	LAP TIME	MPH	DIFF	TIME OF DAY
1 -		43.801	2:18.935	76.92	9.790	13:54:59.066
2 -	1:26.943	42.873	2:09.816 (3)	82.33	0.671	13:57:08.882
3 -	1:26.405	43.505	2:09.910	82.27	0.765	13:59:18.792
4 -	1:26.811	43.178	2:09.989	82.22	0.844	14:01:28.781
5 -	1:26.436	42.709	2:09.145 (1)	82.76		14:03:37.926
6 -	1:26.419	42.768	2:09.187 (2)	82.73	0.042	14:05:47.113

P9 98 R Thomas KIY		Kawasaki - myself				
IDEAL LAP TIME : 2:09.018		BEST LAP TIME : 2:09.313		DIFFERENCE : 0.295		
LAP	SECTOR 1	SECTOR 2	LAP TIME	MPH	DIFF	TIME OF DAY
1 -		43.753	2:17.256	77.86	7.943	13:54:57.387
2 -	1:26.893	43.658	2:10.551	81.86	1.238	13:57:07.938
3 -	1:25.992	43.321	2:09.313 (1)	82.65		13:59:17.251
4 -	1:26.662	43.879	2:10.541	81.87	1.228	14:01:27.792
5 -	1:26.563	43.026	2:09.589 (2)	82.47	0.276	14:03:37.381
6 -	1:26.684	43.248	2:09.932 (3)	82.25	0.619	14:05:47.313

P10 14 David SPENCER		Suzuki -				
IDEAL LAP TIME : 2:08.932		BEST LAP TIME : 2:09.133		DIFFERENCE : 0.201		
LAP	SECTOR 1	SECTOR 2	LAP TIME	MPH	DIFF	TIME OF DAY
1 -		44.693	2:17.621	77.66	8.488	13:54:57.752
2 -	1:26.524	43.689	2:10.213 (3)	82.08	1.080	13:57:07.965
3 -	1:26.943	43.673	2:10.616	81.82	1.483	13:59:18.581
4 -	1:27.326	43.634	2:10.960	81.61	1.827	14:01:29.541
5 -	1:26.033	43.247	2:09.280 (2)	82.67	0.147	14:03:38.821
6 -	1:25.685	43.448	2:09.133 (1)	82.76		14:05:47.954

P11 16 Matthew WREN		Kawasaki - Broken Matt				
IDEAL LAP TIME : 2:10.785		BEST LAP TIME : 2:10.785		DIFFERENCE : 0.000		
LAP	SECTOR 1	SECTOR 2	LAP TIME	MPH	DIFF	TIME OF DAY
1 -		44.727	2:19.012	76.88	8.227	13:54:59.143
2 -	1:27.902	45.467	2:13.369	80.13	2.584	13:57:12.512
3 -	1:27.228	44.975	2:12.203 (3)	80.84	1.418	13:59:24.715
4 -	1:28.206	46.234	2:14.440	79.50	3.655	14:01:39.155
5 -	1:27.865	44.166	2:12.031 (2)	80.95	1.246	14:03:51.186
6 -	1:26.787	43.998	2:10.785 (1)	81.72		14:06:01.971

P12 58 Michael SIMMONS		Kawasaki - Westcountry Windings				
IDEAL LAP TIME : 2:08.942		BEST LAP TIME : 2:09.311		DIFFERENCE : 0.369		
LAP	SECTOR 1	SECTOR 2	LAP TIME	MPH	DIFF	TIME OF DAY
1 -		44.495	2:20.682	75.97	11.371	13:55:00.813
2 -	1:27.523	44.707	2:12.230 (3)	80.82	2.919	13:57:13.043
3 -	1:26.189	43.122	2:09.311 (1)	82.65		13:59:22.354

Weather / Track : Cloudy / Dry

Snetterton 300
Circuit Length = 2.9689 miles
Start: 13:52 Flag 14:04 End: 14:07

BMCRC - MRO Championships 2016 - Rnd 9 @ Snetterton 300

Thunderbike Extreme

RACE 8 - SECTOR ANALYSIS

SECTOR 1 = FL to I1, SECTOR 2 = I1 to FL, DIFF = Difference To Personal Best Lap

4 -	1:25.820	51.685	2:17.505	77.72	8.194	14:01:39.859
5 -	1:27.011	43.742	2:10.753 (2)	81.74	1.442	14:03:50.612
6 -	1:27.723	45.132	2:12.855	80.44	3.544	14:06:03.467

P13 139	Antony COPLEY		Yamaha -			
IDEAL LAP TIME : 2:13.153		BEST LAP TIME : 2:13.416	DIFFERENCE : 0.263			
LAP	SECTOR 1	SECTOR 2	LAP TIME	MPH	DIFF	TIME OF DAY
1 -		45.944	2:21.725	75.41	8.309	13:55:01.856
2 -	1:28.510	44.906	2:13.416 (1)	80.11		13:57:15.272
3 -	1:28.881	44.941	2:13.822 (3)	79.86	0.406	13:59:29.094
4 -	1:30.159	44.643	2:14.802	79.28	1.386	14:01:43.896
5 -	1:28.925	44.861	2:13.786 (2)	79.88	0.370	14:03:57.682
6 -	1:29.452	44.769	2:14.221	79.63	0.805	14:06:11.903

P14 28 R	Dan NEMATI		Yamaha - Wayne Johnson			
IDEAL LAP TIME : 2:09.940		BEST LAP TIME : 2:09.986	DIFFERENCE : 0.046			
LAP	SECTOR 1	SECTOR 2	LAP TIME	MPH	DIFF	TIME OF DAY
1 -		47.819	2:33.490	69.63	23.504	13:55:13.621
2 -	1:30.489	44.492	2:14.981	79.18	4.995	13:57:28.602
3 -	1:31.044	43.584	2:14.628	79.38	4.642	13:59:43.230
4 -	1:27.023	42.963	2:09.986 (1)	82.22		14:01:53.216
5 -	1:28.078	43.725	2:11.803 (3)	81.09	1.817	14:04:05.019
6 -	1:26.977	43.028	2:10.005 (2)	82.21	0.019	14:06:15.024

P15 27 R	Kevan TAYLOR		Suzuki -			
IDEAL LAP TIME : 2:12.598		BEST LAP TIME : 2:12.723	DIFFERENCE : 0.125			
LAP	SECTOR 1	SECTOR 2	LAP TIME	MPH	DIFF	TIME OF DAY
1 -		46.506	2:26.384	73.01	13.661	13:55:06.515
2 -	1:29.773	45.227	2:15.000	79.17	2.277	13:57:21.515
3 -	1:29.233	45.349	2:14.582 (3)	79.41	1.859	13:59:36.097
4 -	1:29.973	45.087	2:15.060	79.13	2.337	14:01:51.157
5 -	1:29.892	44.145	2:14.037 (2)	79.73	1.314	14:04:05.194
6 -	1:29.358	43.365	2:12.723 (1)	80.52		14:06:17.917

P16 8	Marcus GOOSE		Aprilia -			
IDEAL LAP TIME : 2:15.507		BEST LAP TIME : 2:16.183	DIFFERENCE : 0.676			
LAP	SECTOR 1	SECTOR 2	LAP TIME	MPH	DIFF	TIME OF DAY
1 -		45.362	2:22.196	75.16	6.013	13:55:02.327
2 -	1:30.374	46.047	2:16.421 (2)	78.34	0.238	13:57:18.748
3 -	1:31.237	52.196	2:23.433	74.51	7.250	13:59:42.181
4 -	1:30.145	46.038	2:16.183 (1)	78.48		14:01:58.364
5 -	1:31.266	45.928	2:17.194 (3)	77.90	1.011	14:04:15.558
6 -	1:32.372	45.973	2:18.345	77.25	2.162	14:06:33.903

P17 18	Marc PRENTICE		Suzuki - Mungo Marine Ltd			
IDEAL LAP TIME : 2:12.650		BEST LAP TIME : 2:12.650	DIFFERENCE : 0.000			
LAP	SECTOR 1	SECTOR 2	LAP TIME	MPH	DIFF	TIME OF DAY
1 -		46.223	2:39.748	66.90	27.098	13:55:19.879
2 -	1:32.292	45.198	2:17.490	77.73	4.840	13:57:37.369
3 -	1:31.247	45.661	2:16.908	78.06	4.258	13:59:54.277
4 -	1:29.325	44.769	2:14.094 (3)	79.70	1.444	14:02:08.371
5 -	1:28.605	44.383	2:12.988 (2)	80.36	0.338	14:04:21.359
6 -	1:28.559	44.091	2:12.650 (1)	80.57		14:06:34.009

P18 5	Nick BISHOP		Suzuki - Rlj trailers			
IDEAL LAP TIME : 2:13.764		BEST LAP TIME : 2:13.769	DIFFERENCE : 0.005			
LAP	SECTOR 1	SECTOR 2	LAP TIME	MPH	DIFF	TIME OF DAY
1 -		49.468	2:35.560	68.70	21.791	13:55:15.691

Weather / Track : Cloudy / Dry

Snetterton 300
Circuit Length = 2.9689 miles
Start: 13:52 Flag 14:04 End: 14:07

BMCRC - MRO Championships 2016 - Rnd 9 @ Snetterton 300

Thunderbike Extreme

RACE 8 - SECTOR ANALYSIS

SECTOR 1 = FL to I1, SECTOR 2 = I1 to FL, DIFF = Difference To Personal Best Lap

2 -	1:36.504	46.123	2:22.627	74.93	8.858	13:57:38.318
3 -	1:30.945	45.742	2:16.687	78.19	2.918	13:59:55.005
4 -	1:29.597	45.195	2:14.792 (3)	79.29	1.023	14:02:09.797
5 -	1:29.407	44.597	2:14.004 (2)	79.75	0.235	14:04:23.801
6 -	1:29.167	44.602	2:13.769 (1)	79.89		14:06:37.570

P19 45 Paul BRYANT		Honda - CVM				
IDEAL LAP TIME : 2:17.234		BEST LAP TIME : 2:17.234		DIFFERENCE : 0.000		
LAP	SECTOR 1	SECTOR 2	LAP TIME	MPH	DIFF	TIME OF DAY
1 -		46.507	2:27.613	72.40	10.379	13:55:07.744
2 -	1:33.119	47.673	2:20.792	75.91	3.558	13:57:28.536
3 -	1:32.137	47.258	2:19.395	76.67	2.161	13:59:47.931
4 -	1:31.554	46.566	2:18.120 (2)	77.38	0.886	14:02:06.051
5 -	1:31.002	46.232	2:17.234 (1)	77.88		14:04:23.285
6 -	1:31.673	47.026	2:18.699 (3)	77.05	1.465	14:06:41.984

P20 46 R Adrian DRAPER		Suzuki - droopy racing uk				
IDEAL LAP TIME : 2:15.379		BEST LAP TIME : 2:16.445		DIFFERENCE : 1.066		
LAP	SECTOR 1	SECTOR 2	LAP TIME	MPH	DIFF	TIME OF DAY
1 -		47.891	2:30.259	71.13	13.814	13:55:10.390
2 -	1:32.832	47.827	2:20.659	75.98	4.214	13:57:31.049
3 -	1:31.911	46.118	2:18.029 (3)	77.43	1.584	13:59:49.078
4 -	1:30.981	46.950	2:17.931 (2)	77.48	1.486	14:02:07.009
5 -	1:32.842	46.469	2:19.311	76.72	2.866	14:04:26.320
6 -	1:29.261	47.184	2:16.445 (1)	78.33		14:06:42.765

P21 71 Ben BURNAL		Suzuki -				
IDEAL LAP TIME : 2:16.863		BEST LAP TIME : 2:17.789		DIFFERENCE : 0.926		
LAP	SECTOR 1	SECTOR 2	LAP TIME	MPH	DIFF	TIME OF DAY
1 -		47.031	2:26.427	72.99	8.638	13:55:06.558
2 -	1:34.023	47.454	2:21.477	75.54	3.688	13:57:28.035
3 -	1:32.402	47.560	2:19.962 (3)	76.36	2.173	13:59:47.997
4 -	1:31.292	47.093	2:18.385 (2)	77.23	0.596	14:02:06.382
5 -	1:32.725	48.061	2:20.786	75.91	2.997	14:04:27.168
6 -	1:32.218	45.571	2:17.789 (1)	77.56		14:06:44.957

P22 94 R Andrew ASHWORTH		Suzuki - Electrovista				
IDEAL LAP TIME : 2:21.027		BEST LAP TIME : 2:21.027		DIFFERENCE : 0.000		
LAP	SECTOR 1	SECTOR 2	LAP TIME	MPH	DIFF	TIME OF DAY
1 -		50.098	2:36.076	68.47	15.049	13:55:16.207
2 -	1:36.866	49.754	2:26.620 (3)	72.89	5.593	13:57:42.827
3 -	1:36.994	49.663	2:26.657	72.87	5.630	14:00:09.484
4 -	1:34.890	47.512	2:22.402 (2)	75.05	1.375	14:02:31.886
5 -	1:33.740	47.287	2:21.027 (1)	75.78		14:04:52.913

P23 113 R Matthew FITZGERALD		Kawasaki - Ratchet Racing				
IDEAL LAP TIME : 2:20.729		BEST LAP TIME : 2:20.729		DIFFERENCE : 0.000		
LAP	SECTOR 1	SECTOR 2	LAP TIME	MPH	DIFF	TIME OF DAY
1 -		49.988	2:37.186	67.99	16.457	13:55:17.317
2 -	1:36.025	49.436	2:25.461 (3)	73.47	4.732	13:57:42.778
3 -	1:36.966	50.593	2:27.559	72.43	6.830	14:00:10.337
4 -	1:35.394	48.264	2:23.658 (2)	74.39	2.929	14:02:33.995
5 -	1:33.397	47.332	2:20.729 (1)	75.94		14:04:54.724

P24 333 R Andrew HOUGHTON		Suzuki -				
IDEAL LAP TIME : 2:21.924		BEST LAP TIME : 2:23.038		DIFFERENCE : 1.114		
LAP	SECTOR 1	SECTOR 2	LAP TIME	MPH	DIFF	TIME OF DAY
1 -		49.814	2:35.091	68.91	12.053	13:55:15.222

Weather / Track : Cloudy / Dry

Snetterton 300
Circuit Length = 2.9689 miles
Start: 13:52 Flag 14:04 End: 14:07

BMCRC - MRO Championships 2016 - Rnd 9 @ Snetterton 300

Thunderbike Extreme

RACE 8 - SECTOR ANALYSIS

SECTOR 1 = FL to I1, SECTOR 2 = I1 to FL, DIFF = Difference To Personal Best Lap

2 -	1:37.263	49.430	2:26.693 (3)	72.86	3.655	13:57:41.915
3 -	1:37.255	49.920	2:27.175	72.62	4.137	14:00:09.090
4 -	1:35.831	48.176	2:24.007 (2)	74.21	0.969	14:02:33.097
5 -	1:33.748	49.290	2:23.038 (1)	74.72		14:04:56.135

P25 73	Jim DAVIES		Kawasaki - PistonHeads			
IDEAL LAP TIME : 2:21.986	BEST LAP TIME : 2:21.986		DIFFERENCE : 0.000			
LAP	SECTOR 1	SECTOR 2	LAP TIME	MPH	DIFF	TIME OF DAY
1 -		49.935	2:36.954	68.09	14.968	13:55:17.085
2 -	1:36.895	49.623	2:26.518 (3)	72.94	4.532	13:57:43.603
3 -	1:36.655	50.550	2:27.205	72.60	5.219	14:00:10.808
4 -	1:35.355	49.055	2:24.410 (2)	74.01	2.424	14:02:35.218
5 -	1:33.274	48.712	2:21.986 (1)	75.27		14:04:57.204

P26 198	Steven TOPPING		Yamaha -			
IDEAL LAP TIME : 2:04.561	BEST LAP TIME : 2:05.305		DIFFERENCE : 0.744			
LAP	SECTOR 1	SECTOR 2	LAP TIME	MPH	DIFF	TIME OF DAY
1 -		42.719	2:13.744	79.91	8.439	13:54:53.875
2 -	1:24.411	41.941	2:06.352	84.58	1.047	13:57:00.227
3 -	1:23.567	41.738	2:05.305 (1)	85.29		13:59:05.532
4 -	1:24.855	41.409	2:06.264 (3)	84.64	0.959	14:01:11.796
5 -	1:23.152	42.900	2:06.052 (2)	84.79	0.747	14:03:17.848

BMCRC - MRO Championships 2016 - Rnd 9 @ Snetterton 300

Thunderbike Extreme

RACE 8 - BEST SECTORS

SECTOR 1			SECTOR 2			IDEAL / BEST COMPARISON						
POS	NO	NAME	TIME	NO	NAME	TIME	POS	NO	NAME	IDEAL	BEST	DIFF
									PERFECT LAP	2:00.748		
1	76	BYARD	1:20.673	76	BYARD	40.075	1	76	BYARD	2:00.748	2:00.983	0.235
2	39	WILLIAMS	1:22.127	39	WILLIAMS	40.852	2	39	WILLIAMS	2:02.979	2:02.979	0.000
3	82	HINNELLS	1:22.347	82	HINNELLS	41.121	3	82	HINNELLS	2:03.468	2:03.573	0.105
4	42	WOOD	1:22.605	75	NEWMAN	41.350	4	42	WOOD	2:04.387	2:04.630	0.243
5	198	TOPPING	1:23.152	198	TOPPING	41.409	5	198	TOPPING	2:04.561	2:05.305	0.744
6	75	NEWMAN	1:23.282	41	ABRAHAM	41.465	6	75	NEWMAN	2:04.632	2:05.524	0.892
7	41	ABRAHAM	1:23.427	42	WOOD	41.782	7	41	ABRAHAM	2:04.892	2:04.892	0.000
8	188	MANTELL	1:24.997	188	MANTELL	42.402	8	188	MANTELL	2:07.399	2:07.542	0.143
9	14	SPENCER	1:25.685	67	WILLIAMS	42.709	9	14	SPENCER	2:08.932	2:09.133	0.201
10	58	SIMMONS	1:25.820	28	NEMATI	42.963	10	58	SIMMONS	2:08.942	2:09.311	0.369
11	98	KIY	1:25.992	98	KIY	43.026	11	98	KIY	2:09.018	2:09.313	0.295
12	67	WILLIAMS	1:26.405	58	SIMMONS	43.122	12	67	WILLIAMS	2:09.114	2:09.145	0.031
13	16	WREN	1:26.787	14	SPENCER	43.247	13	28	NEMATI	2:09.940	2:09.986	0.046
14	28	NEMATI	1:26.977	27	TAYLOR	43.365	14	16	WREN	2:10.785	2:10.785	0.000
15	139	COPLEY	1:28.510	16	WREN	43.998	15	27	TAYLOR	2:12.598	2:12.723	0.125
16	18	PRENTICE	1:28.559	18	PRENTICE	44.091	16	18	PRENTICE	2:12.650	2:12.650	0.000
17	5	BISHOP	1:29.167	5	BISHOP	44.597	17	139	COPLEY	2:13.153	2:13.416	0.263
18	27	TAYLOR	1:29.233	139	COPLEY	44.643	18	5	BISHOP	2:13.764	2:13.769	0.005
19	46	DRAPER	1:29.261	8	GOOSE	45.362	19	46	DRAPER	2:15.379	2:16.445	1.066
20	8	GOOSE	1:30.145	71	BURNAL	45.571	20	8	GOOSE	2:15.507	2:16.183	0.676
21	45	BRYANT	1:31.002	46	DRAPER	46.118	21	71	BURNAL	2:16.863	2:17.789	0.926
22	71	BURNAL	1:31.292	45	BRYANT	46.232	22	45	BRYANT	2:17.234	2:17.234	0.000
23	73	DAVIES	1:33.274	94	ASHWORTH	47.287	23	113	FITZGERALD	2:20.729	2:20.729	0.000
24	113	FITZGERALD	1:33.397	113	FITZGERALD	47.332	24	94	ASHWORTH	2:21.027	2:21.027	0.000
25	94	ASHWORTH	1:33.740	333	HOUGHTON	48.176	25	333	HOUGHTON	2:21.924	2:23.038	1.114
26	333	HOUGHTON	1:33.748	73	DAVIES	48.712	26	73	DAVIES	2:21.986	2:21.986	0.000

Weather / Track : Cloudy / Dry

Results can be found at www.tsl-timing.com

Snetterton 300

Circuit Length = 2.9689 miles

Start: 13:52 Flag 14:04 End: 14:07

Printed - 14:08 Sunday, 18 September 2016

BMCRC - MRO Championships 2016 - Rnd 9 @ Snetterton 300



Thunderbike Extreme

RACE 17 - CLASSIFICATION

POS	NO	CL	PIC NAME	ENTRY	LAPS	TIME	GAP	DIFF	MPH	BEST	ON
1	76		1 Jason BYARD	Suzuki - May Construction	6	12:22.272			86.39	2:01.989	5
2	82		2 Matt HINNELLS	Aprilia - Moremoto/ Bears repairs	6	12:33.963	11.691	11.691	85.05	2:04.045	4
3	39		3 Rob WILLIAMS	Suzuki -	6	12:35.125	12.853	1.162	84.92	2:04.018	6
4	41		4 David ABRAHAM	Aprilia - Cambridge Motorcycles	6	12:36.448	14.176	1.323	84.77	2:04.352	5
5	42		5 Alan WOOD	Suzuki - J.Clubb Aggregates & Concrete	6	12:45.733	23.461	9.285	83.74	2:05.934	2
6	188		6 Barry MANTELL	Kawasaki - Swedish car connection	6	12:53.739	31.467	8.006	82.88	2:07.028	2
7	14		7 David SPENCER	Suzuki -	6	12:53.794	31.522	0.055	82.87	2:07.601	4
8	68	R	1 Ian COSTELLO	Suzuki -	6	13:07.177	44.905	13.383	81.46	2:08.851	4
9	111		8 Ryan FOLKES	Suzuki - Carl Harrison Motorcycle Services	6	13:08.781	46.509	1.604	81.30	2:06.214	6
10	28	R	2 Dan NEMATI	Yamaha - Wayne Johnson	6	13:08.934	46.662	0.153	81.28	2:06.813	6
11	5		9 Nick BISHOP	Suzuki - Rtlj trailers	6	13:15.055	52.783	6.121	80.65	2:08.721	5
12	58		10 Michael SIMMONS	Kawasaki - Westcountry Windings	6	13:16.284	54.012	1.229	80.53	2:10.108	4
13	139		11 Antony COPLEY	Yamaha -	6	13:26.907	1:04.635	10.623	79.47	2:12.700	2
14	8		12 Marcus GOOSE	Aprilia -	6	13:35.474	1:13.202	8.567	78.63	2:13.293	5
15	46	R	3 Adrian DRAPER	Suzuki - droopy racing uk	6	13:35.723	1:13.451	0.249	78.61	2:12.911	6
16	45		13 Paul BRYANT	Honda - CVM	6	14:01.677	1:39.405	25.954	76.19	2:17.768	5
17	71		14 Ben BURNAL	Suzuki -	6	14:19.817	1:57.545	18.140	74.58	2:20.640	2
18	73		15 Jim DAVIES	Kawasaki - PistonHeads	6	14:28.217	2:05.945	8.400	73.86	2:21.318	6
19	333	R	4 Andrew HOUGHTON	Suzuki -	6	14:38.812	2:16.540	10.595	72.97	2:23.197	6

NOT CLASSIFIED

DNF	16		Matthew WREN	Kawasaki - Broken Matt	5	11:02.337	1 Lap	1 Lap	80.68	2:09.037	4
DNF	113	R	Matthew FITZGERALD	Kawasaki - Ratchet Racing	3	7:42.661	3 Laps	2 Laps	69.30	2:31.771	2
DNF	67	R	Duncan WILLIAMS	Suzuki -	0						
DNF	94	R	Andrew ASHWORTH	Suzuki - Electrovista	0						

FASTEST LAP

	76		Jason BYARD	Suzuki - May Construction	5	2:01.989			87.61 mph	141.00 kph	
	28	R	Dan NEMATI	Yamaha - Wayne Johnson	6	2:06.813			84.28 mph	135.63 kph	

Class - 90% of Race Speed = 77.75 mph
 Class R - 90% of Race Speed = 73.31 mph

Snetterton 300
 Circuit Length = 2.9689 miles
 Start: 17:27 Flag 17:39 End: 17:42

Weather / Track : Cloudy / Dry

These results are provisional until the conclusion of any judicial and technical matters.

Clerk Of Course :	Timekeeper :
-------------------	--------------

Results can be found at www.tsl-timing.com

Printed - 17:42 Sunday, 18 September 2016



BMCRC - MRO Championships 2016 - Rnd 9 @ Snetterton 300

Thunderbike Extreme

RACE 17 - LAP CHART

LAP 1 @ 17:29:24.744

NO	BEHIND	LAP TIME
76		2:08.232
82	1.973	2:10.205
41	2.879	2:11.111
39	4.244	2:12.476
42	4.522	2:12.754
14	5.754	2:13.986
188	6.022	2:14.254
58	8.471	2:16.703
68	8.966	2:17.198
28	10.840	2:19.072
139	11.645	2:19.877
111	11.972	2:20.204
16	12.872	2:21.104
8	13.453	2:21.685
5	15.281	2:23.513
46	17.374	2:25.606
45	19.363	2:27.595
71	20.857	2:29.089
333	26.522	2:34.754
73	26.955	2:35.187
113	30.726	2:38.958

LAP 2 @ 17:31:28.131

NO	BEHIND	LAP TIME
76		2:03.387
82	3.128	2:04.542
41	4.707	2:05.215
39	5.732	2:04.875
42	7.069	2:05.934
188	9.663	2:07.028
14	10.723	2:08.356
68	15.578	2:09.999
58	16.843	2:11.759
111	17.445	2:08.860
28	19.396	2:11.943
16	20.885	2:11.400
139	20.958	2:12.700
5	24.161	2:12.267
8	24.865	2:14.799
46	28.758	2:14.771
45	36.040	2:20.064
71	38.110	2:20.640
73	45.684	2:22.116
333	48.005	2:24.870
113	59.110	2:31.771

LAP 3 @ 17:33:32.189

NO	BEHIND	LAP TIME
76		2:04.058
82	3.701	2:04.631
41	5.782	2:05.133
39	6.083	2:04.409
42	9.314	2:06.303
188	14.170	2:08.565
14	14.439	2:07.774
68	21.346	2:09.826
111	21.374	2:07.987
58	23.666	2:10.881
28	25.383	2:10.045
16	26.730	2:09.903
139	29.768	2:12.868

5	30.957	2:10.854
8	35.788	2:14.981
46	39.486	2:14.786
45	50.488	2:18.506
71	55.276	2:21.224
73	1:05.527	2:23.901
333	1:09.818	2:25.871
113	1:26.984	2:31.932

LAP 4 @ 17:35:34.386

NO	BEHIND	LAP TIME
76		2:02.197
82	5.549	2:04.045
39	8.774	2:04.888
41	9.317	2:05.732
42	13.688	2:06.571
14	19.843	2:07.601
188	20.562	2:08.589
111	26.862	2:07.685
68	28.000	2:08.851
58	31.577	2:10.108
28	33.453	2:10.267
16	33.570	2:09.037
5	37.685	2:08.925
139	41.107	2:13.536
8	49.557	2:15.966
46	51.042	2:13.753
45	1:06.361	2:18.070
71	1:15.295	2:22.216
73	1:26.434	2:23.104
333	1:32.590	2:24.969

LAP 5 @ 17:37:36.375

NO	BEHIND	LAP TIME
76		2:01.989
82	8.634	2:05.074
39	11.244	2:04.459
41	11.680	2:04.352
42	18.049	2:06.350
14	26.064	2:08.210
188	26.157	2:07.584
68	38.046	2:12.035
58	40.694	2:11.106
28	42.258	2:10.794
16	42.474	2:10.893
111	42.704	2:17.831
5	44.417	2:08.721
139	52.750	2:13.632
8	1:00.861	2:13.293
46	1:02.949	2:13.896
45	1:22.140	2:17.768
71	1:36.787	2:23.481
73	1:47.036	2:22.591
333	1:55.752	2:25.151

LAP 6 @ 17:39:38.784

NO	BEHIND	LAP TIME
76		2:02.409
82	11.691	2:05.466
39	12.853	2:04.018
41	14.176	2:04.905
42	23.461	2:07.821
188	31.467	2:07.719

14	31.522	2:07.867
68	44.905	2:09.268
111	46.509	2:06.214
28	46.662	2:06.813
5	52.783	2:10.775
58	54.012	2:15.727
139	1:04.635	2:14.294
8	1:13.202	2:14.750
46	1:13.451	2:12.911
45	1:39.405	2:19.674
71	1:57.545	2:23.167
73	2:05.945	2:21.318
333	2:16.540	2:23.197

Weather / Track : Cloudy / Dry

Results can be found at www.tsl-timing.com

Snetterton 300
Circuit Length = 2.9689 miles
Start: 17:27 Flag 17:39 End: 17:42

Printed - 17:43 Sunday, 18 September 2016

BMCRC - MRO Championships 2016 - Rnd 9 @ Snetterton 300

Thunderbike Extreme

RACE 17 - SECTOR ANALYSIS

SECTOR 1 = FL to I1, SECTOR 2 = I1 to FL, DIFF = Difference To Personal Best Lap

P1 76		Jason BYARD		Suzuki - May Construction		
IDEAL LAP TIME : 2:01.902		BEST LAP TIME : 2:01.989		DIFFERENCE : 0.087		
LAP	SECTOR 1	SECTOR 2	LAP TIME	MPH	DIFF	TIME OF DAY
1 -		40.878	2:08.232	83.34	6.243	17:29:24.744
2 -	1:22.415	40.972	2:03.387	86.62	1.398	17:31:28.131
3 -	1:22.880	41.178	2:04.058	86.15	2.069	17:33:32.189
4 -	1:21.635	40.562	2:02.197 (2)	87.46	0.208	17:35:34.386
5 -	1:21.689	40.300	2:01.989 (1)	87.61		17:37:36.375
6 -	1:21.602	40.807	2:02.409 (3)	87.31	0.420	17:39:38.784

P2 82		Matt HINNELLS		Aprilia - Moremoto/ Bears repairs		
IDEAL LAP TIME : 2:04.045		BEST LAP TIME : 2:04.045		DIFFERENCE : 0.000		
LAP	SECTOR 1	SECTOR 2	LAP TIME	MPH	DIFF	TIME OF DAY
1 -		41.703	2:10.205	82.08	6.160	17:29:26.717
2 -	1:23.153	41.389	2:04.542 (2)	85.81	0.497	17:31:31.259
3 -	1:23.134	41.497	2:04.631 (3)	85.75	0.586	17:33:35.890
4 -	1:22.892	41.153	2:04.045 (1)	86.16		17:35:39.935
5 -	1:23.002	42.072	2:05.074	85.45	1.029	17:37:45.009
6 -	1:23.120	42.346	2:05.466	85.18	1.421	17:39:50.475

P3 39		Rob WILLIAMS		Suzuki -		
IDEAL LAP TIME : 2:03.840		BEST LAP TIME : 2:04.018		DIFFERENCE : 0.178		
LAP	SECTOR 1	SECTOR 2	LAP TIME	MPH	DIFF	TIME OF DAY
1 -		42.236	2:12.476	80.67	8.458	17:29:28.988
2 -	1:22.785	42.090	2:04.875	85.59	0.857	17:31:33.863
3 -	1:22.932	41.477	2:04.409 (2)	85.91	0.391	17:33:38.272
4 -	1:23.603	41.285	2:04.888	85.58	0.870	17:35:43.160
5 -	1:22.589	41.870	2:04.459 (3)	85.87	0.441	17:37:47.619
6 -	1:22.767	41.251	2:04.018 (1)	86.18		17:39:51.637

P4 41		David ABRAHAM		Aprilia - Cambridge Motorcycles		
IDEAL LAP TIME : 2:04.352		BEST LAP TIME : 2:04.352		DIFFERENCE : 0.000		
LAP	SECTOR 1	SECTOR 2	LAP TIME	MPH	DIFF	TIME OF DAY
1 -		41.565	2:11.111	81.51	6.759	17:29:27.623
2 -	1:23.623	41.592	2:05.215	85.35	0.863	17:31:32.838
3 -	1:23.457	41.676	2:05.133 (3)	85.41	0.781	17:33:37.971
4 -	1:23.900	41.832	2:05.732	85.00	1.380	17:35:43.703
5 -	1:23.021	41.331	2:04.352 (1)	85.95		17:37:48.055
6 -	1:23.352	41.553	2:04.905 (2)	85.56	0.553	17:39:52.960

P5 42		Alan WOOD		Suzuki - J.Clubb Aggregates & Concrete		
IDEAL LAP TIME : 2:04.690		BEST LAP TIME : 2:05.934		DIFFERENCE : 1.244		
LAP	SECTOR 1	SECTOR 2	LAP TIME	MPH	DIFF	TIME OF DAY
1 -		41.460	2:12.754	80.51	6.820	17:29:29.266
2 -	1:23.678	42.256	2:05.934 (1)	84.87		17:31:35.200
3 -	1:23.443	42.860	2:06.303 (2)	84.62	0.369	17:33:41.503
4 -	1:23.895	42.676	2:06.571	84.44	0.637	17:35:48.074
5 -	1:23.230	43.120	2:06.350 (3)	84.59	0.416	17:37:54.424
6 -	1:23.973	43.848	2:07.821	83.61	1.887	17:40:02.245

P6 188		Barry MANTELL		Kawasaki - Swedish car connection		
IDEAL LAP TIME : 2:07.015		BEST LAP TIME : 2:07.028		DIFFERENCE : 0.013		
LAP	SECTOR 1	SECTOR 2	LAP TIME	MPH	DIFF	TIME OF DAY
1 -		42.194	2:14.254	79.61	7.226	17:29:30.766
2 -	1:24.967	42.061	2:07.028 (1)	84.13		17:31:37.794
3 -	1:26.119	42.446	2:08.565	83.13	1.537	17:33:46.359
4 -	1:26.093	42.496	2:08.589	83.11	1.561	17:35:54.948
5 -	1:25.313	42.271	2:07.584 (2)	83.77	0.556	17:38:02.532

Snetterton 300

Circuit Length = 2.9689 miles

Start: 17:27 Flag 17:39 End: 17:42

Weather / Track : Cloudy / Dry

BMCRC - MRO Championships 2016 - Rnd 9 @ Snetterton 300

Thunderbike Extreme

RACE 17 - SECTOR ANALYSIS

SECTOR 1 = FL to I1, SECTOR 2 = I1 to FL, DIFF = Difference To Personal Best Lap

6 - 1:25.671 **42.048** 2:07.719 (3) 83.68 0.691 17:40:10.251

P7 14		David SPENCER		Suzuki -		
IDEAL LAP TIME : 2:07.095		BEST LAP TIME : 2:07.601		DIFFERENCE : 0.506		
LAP	SECTOR 1	SECTOR 2	LAP TIME	MPH	DIFF	TIME OF DAY
1 -		42.521	2:13.986	79.76	6.385	17:29:30.498
2 -	1:25.371	42.985	2:08.356	83.26	0.755	17:31:38.854
3 -	1:25.404	42.370	2:07.774 (2)	83.64	0.173	17:33:46.628
4 -	1:24.725	42.876	2:07.601 (1)	83.76		17:35:54.229
5 -	1:25.717	42.493	2:08.210	83.36	0.609	17:38:02.439
6 -	1:25.334	42.533	2:07.867 (3)	83.58	0.266	17:40:10.306

P8 68 R		Ian COSTELLO		Suzuki -		
IDEAL LAP TIME : 2:08.578		BEST LAP TIME : 2:08.851		DIFFERENCE : 0.273		
LAP	SECTOR 1	SECTOR 2	LAP TIME	MPH	DIFF	TIME OF DAY
1 -		43.447	2:17.198	77.90	8.347	17:29:33.710
2 -	1:26.409	43.590	2:09.999	82.21	1.148	17:31:43.709
3 -	1:25.948	43.878	2:09.826 (3)	82.32	0.975	17:33:53.535
4 -	1:26.054	42.797	2:08.851 (1)	82.94		17:36:02.386
5 -	1:28.050	43.985	2:12.035	80.94	3.184	17:38:14.421
6 -	1:25.781	43.487	2:09.268 (2)	82.68	0.417	17:40:23.689

P9 111		Ryan FOLKES		Suzuki - Carl Harrison Motorcycle Services		
IDEAL LAP TIME : 2:06.214		BEST LAP TIME : 2:06.214		DIFFERENCE : 0.000		
LAP	SECTOR 1	SECTOR 2	LAP TIME	MPH	DIFF	TIME OF DAY
1 -		43.213	2:20.204	76.23	13.990	17:29:36.716
2 -	1:26.238	42.622	2:08.860	82.94	2.646	17:31:45.576
3 -	1:25.301	42.686	2:07.987 (3)	83.50	1.773	17:33:53.563
4 -	1:25.221	42.464	2:07.685 (2)	83.70	1.471	17:36:01.248
5 -	1:35.676	42.155	2:17.831	77.54	11.617	17:38:19.079
6 -	1:24.719	41.495	2:06.214 (1)	84.68		17:40:25.293

P10 28 R		Dan NEMATI		Yamaha - Wayne Johnson		
IDEAL LAP TIME : 2:06.813		BEST LAP TIME : 2:06.813		DIFFERENCE : 0.000		
LAP	SECTOR 1	SECTOR 2	LAP TIME	MPH	DIFF	TIME OF DAY
1 -		43.373	2:19.072	76.85	12.259	17:29:35.584
2 -	1:27.059	44.884	2:11.943	81.00	5.130	17:31:47.527
3 -	1:26.748	43.297	2:10.045 (2)	82.18	3.232	17:33:57.572
4 -	1:27.001	43.266	2:10.267 (3)	82.04	3.454	17:36:07.839
5 -	1:27.213	43.581	2:10.794	81.71	3.981	17:38:18.633
6 -	1:25.050	41.763	2:06.813 (1)	84.28		17:40:25.446

P11 5		Nick BISHOP		Suzuki - Rtl trailers		
IDEAL LAP TIME : 2:08.304		BEST LAP TIME : 2:08.721		DIFFERENCE : 0.417		
LAP	SECTOR 1	SECTOR 2	LAP TIME	MPH	DIFF	TIME OF DAY
1 -		43.910	2:23.513	74.47	14.792	17:29:40.025
2 -	1:27.877	44.390	2:12.267	80.80	3.546	17:31:52.292
3 -	1:27.057	43.797	2:10.854	81.67	2.133	17:34:03.146
4 -	1:25.985	42.940	2:08.925 (2)	82.90	0.204	17:36:12.071
5 -	1:25.824	42.897	2:08.721 (1)	83.03		17:38:20.792
6 -	1:25.407	45.368	2:10.775 (3)	81.72	2.054	17:40:31.567

P12 58		Michael SIMMONS		Kawasaki - Westcountry Windings		
IDEAL LAP TIME : 2:10.108		BEST LAP TIME : 2:10.108		DIFFERENCE : 0.000		
LAP	SECTOR 1	SECTOR 2	LAP TIME	MPH	DIFF	TIME OF DAY
1 -		43.379	2:16.703	78.18	6.595	17:29:33.215
2 -	1:27.769	43.990	2:11.759	81.11	1.651	17:31:44.974
3 -	1:27.322	43.559	2:10.881 (2)	81.66	0.773	17:33:55.855

Snetterton 300

Circuit Length = 2.9689 miles

Start: 17:27 Flag 17:39 End: 17:42

Weather / Track : Cloudy / Dry

BMCRC - MRO Championships 2016 - Rnd 9 @ Snetterton 300

Thunderbike Extreme

RACE 17 - SECTOR ANALYSIS

SECTOR 1 = FL to I1, SECTOR 2 = I1 to FL, DIFF = Difference To Personal Best Lap

4 -	1:26.793	43.315	2:10.108 (1)	82.14		17:36:05.963
5 -	1:27.485	43.621	2:11.106 (3)	81.52	0.998	17:38:17.069
6 -	1:26.845	48.882	2:15.727	78.74	5.619	17:40:32.796

P13 139	Antony COPLEY		Yamaha -			
IDEAL LAP TIME : 2:12.400		BEST LAP TIME : 2:12.700	DIFFERENCE : 0.300			
LAP	SECTOR 1	SECTOR 2	LAP TIME	MPH	DIFF	TIME OF DAY
1 -		44.054	2:19.877	76.41	7.177	17:29:36.389
2 -	1:28.346	44.354	2:12.700 (1)	80.54		17:31:49.089
3 -	1:28.771	44.097	2:12.868 (2)	80.44	0.168	17:34:01.957
4 -	1:28.796	44.740	2:13.536 (3)	80.03	0.836	17:36:15.493
5 -	1:29.008	44.624	2:13.632	79.98	0.932	17:38:29.125
6 -	1:29.137	45.157	2:14.294	79.58	1.594	17:40:43.419

P14 8	Marcus GOOSE		Aprilia -			
IDEAL LAP TIME : 2:13.293		BEST LAP TIME : 2:13.293	DIFFERENCE : 0.000			
LAP	SECTOR 1	SECTOR 2	LAP TIME	MPH	DIFF	TIME OF DAY
1 -		45.033	2:21.685	75.43	8.392	17:29:38.197
2 -	1:30.063	44.736	2:14.799 (3)	79.28	1.506	17:31:52.996
3 -	1:29.746	45.235	2:14.981	79.18	1.688	17:34:07.977
4 -	1:29.998	45.968	2:15.966	78.60	2.673	17:36:23.943
5 -	1:28.785	44.508	2:13.293 (1)	80.18		17:38:37.236
6 -	1:29.033	45.717	2:14.750 (2)	79.31	1.457	17:40:51.986

P15 46 R	Adrian DRAPER		Suzuki - droopy racing uk			
IDEAL LAP TIME : 2:12.788		BEST LAP TIME : 2:12.911	DIFFERENCE : 0.123			
LAP	SECTOR 1	SECTOR 2	LAP TIME	MPH	DIFF	TIME OF DAY
1 -		45.538	2:25.606	73.40	12.695	17:29:42.118
2 -	1:29.383	45.388	2:14.771	79.30	1.860	17:31:56.889
3 -	1:29.334	45.452	2:14.786	79.29	1.875	17:34:11.675
4 -	1:28.780	44.973	2:13.753 (2)	79.90	0.842	17:36:25.428
5 -	1:29.016	44.880	2:13.896 (3)	79.82	0.985	17:38:39.324
6 -	1:27.908	45.003	2:12.911 (1)	80.41		17:40:52.235

P16 45	Paul BRYANT		Honda - CVM			
IDEAL LAP TIME : 2:17.725		BEST LAP TIME : 2:17.768	DIFFERENCE : 0.043			
LAP	SECTOR 1	SECTOR 2	LAP TIME	MPH	DIFF	TIME OF DAY
1 -		47.755	2:27.595	72.41	9.827	17:29:44.107
2 -	1:32.800	47.264	2:20.064	76.30	2.296	17:32:04.171
3 -	1:31.928	46.578	2:18.506 (3)	77.16	0.738	17:34:22.677
4 -	1:31.408	46.662	2:18.070 (2)	77.41	0.302	17:36:40.747
5 -	1:31.451	46.317	2:17.768 (1)	77.58		17:38:58.515
6 -	1:32.443	47.231	2:19.674	76.52	1.906	17:41:18.189

P17 71	Ben BURNAL		Suzuki -			
IDEAL LAP TIME : 2:20.481		BEST LAP TIME : 2:20.640	DIFFERENCE : 0.159			
LAP	SECTOR 1	SECTOR 2	LAP TIME	MPH	DIFF	TIME OF DAY
1 -		47.314	2:29.089	71.68	8.449	17:29:45.601
2 -	1:33.167	47.473	2:20.640 (1)	75.99		17:32:06.241
3 -	1:33.375	47.849	2:21.224 (2)	75.68	0.584	17:34:27.465
4 -	1:33.909	48.307	2:22.216 (3)	75.15	1.576	17:36:49.681
5 -	1:35.766	47.715	2:23.481	74.49	2.841	17:39:13.162
6 -	1:35.065	48.102	2:23.167	74.65	2.527	17:41:36.329

P18 73	Jim DAVIES		Kawasaki - PistonHeads			
IDEAL LAP TIME : 2:21.318		BEST LAP TIME : 2:21.318	DIFFERENCE : 0.000			
LAP	SECTOR 1	SECTOR 2	LAP TIME	MPH	DIFF	TIME OF DAY
1 -		49.429	2:35.187	68.87	13.869	17:29:51.699

Weather / Track : Cloudy / Dry

Snetterton 300
Circuit Length = 2.9689 miles
Start: 17:27 Flag 17:39 End: 17:42

BMCRC - MRO Championships 2016 - Rnd 9 @ Snetterton 300

Thunderbike Extreme

RACE 17 - SECTOR ANALYSIS

SECTOR 1 = FL to I1, SECTOR 2 = I1 to FL, DIFF = Difference To Personal Best Lap

2 -	1:33.301	48.815	2:22.116 (2)	75.20	0.798	17:32:13.815
3 -	1:34.619	49.282	2:23.901	74.27	2.583	17:34:37.716
4 -	1:34.419	48.685	2:23.104	74.68	1.786	17:37:00.820
5 -	1:33.892	48.699	2:22.591 (3)	74.95	1.273	17:39:23.411
6 -	1:33.266	48.052	2:21.318 (1)	75.63		17:41:44.729

P19 333 R Andrew HOUGHTON		Suzuki -	
IDEAL LAP TIME : 2:23.197	BEST LAP TIME : 2:23.197	DIFFERENCE : 0.000	

LAP	SECTOR 1	SECTOR 2	LAP TIME	MPH	DIFF	TIME OF DAY
1 -		49.880	2:34.754	69.06	11.557	17:29:51.266
2 -	1:35.452	49.418	2:24.870 (2)	73.77	1.673	17:32:16.136
3 -	1:35.936	49.935	2:25.871	73.27	2.674	17:34:42.007
4 -	1:35.918	49.051	2:24.969 (3)	73.72	1.772	17:37:06.976
5 -	1:36.336	48.815	2:25.151	73.63	1.954	17:39:32.127
6 -	1:34.695	48.502	2:23.197 (1)	74.63		17:41:55.324

P20 16 Matthew WREN		Kawasaki - Broken Matt	
IDEAL LAP TIME : 2:08.417	BEST LAP TIME : 2:09.037	DIFFERENCE : 0.620	

LAP	SECTOR 1	SECTOR 2	LAP TIME	MPH	DIFF	TIME OF DAY
1 -		45.074	2:21.104	75.74	12.067	17:29:37.616
2 -	1:27.275	44.125	2:11.400	81.34	2.363	17:31:49.016
3 -	1:26.114	43.789	2:09.903 (2)	82.27	0.866	17:33:58.919
4 -	1:25.572	43.465	2:09.037 (1)	82.82		17:36:07.956
5 -	1:27.017	43.876	2:10.893 (3)	81.65	1.856	17:38:18.849

P21 113 R Matthew FITZGERALD		Kawasaki - Ratchet Racing	
IDEAL LAP TIME : 2:31.005	BEST LAP TIME : 2:31.771	DIFFERENCE : 0.766	

LAP	SECTOR 1	SECTOR 2	LAP TIME	MPH	DIFF	TIME OF DAY
1 -		51.015	2:38.958 (3)	67.23	7.187	17:29:55.470
2 -	1:40.152	51.619	2:31.771 (1)	70.42		17:32:27.241
3 -	1:41.079	50.853	2:31.932 (2)	70.34	0.161	17:34:59.173

BMCRC - MRO Championships 2016 - Rnd 9 @ Snetterton 300

Thunderbike Extreme

RACE 17 - BEST SECTORS

SECTOR 1			SECTOR 2			IDEAL / BEST COMPARISON						
POS	NO	NAME	TIME	NO	NAME	TIME	POS	NO	NAME	IDEAL	BEST	DIFF
									PERFECT LAP	2:01.902		
1	76	BYARD	1:21.602	76	BYARD	40.300	1	76	BYARD	2:01.902	2:01.989	0.087
2	39	WILLIAMS	1:22.589	82	HINNELLS	41.153	2	39	WILLIAMS	2:03.840	2:04.018	0.178
3	82	HINNELLS	1:22.892	39	WILLIAMS	41.251	3	82	HINNELLS	2:04.045	2:04.045	0.000
4	41	ABRAHAM	1:23.021	41	ABRAHAM	41.331	4	41	ABRAHAM	2:04.352	2:04.352	0.000
5	42	WOOD	1:23.230	42	WOOD	41.460	5	42	WOOD	2:04.690	2:05.934	1.244
6	111	FOLKES	1:24.719	111	FOLKES	41.495	6	111	FOLKES	2:06.214	2:06.214	0.000
7	14	SPENCER	1:24.725	28	NEMATI	41.763	7	28	NEMATI	2:06.813	2:06.813	0.000
8	16	WREN	1:24.952	188	MANTELL	42.048	8	188	MANTELL	2:07.015	2:07.028	0.013
9	188	MANTELL	1:24.967	14	SPENCER	42.370	9	14	SPENCER	2:07.095	2:07.601	0.506
10	28	NEMATI	1:25.050	68	COSTELLO	42.797	10	5	BISHOP	2:08.304	2:08.721	0.417
11	5	BISHOP	1:25.407	5	BISHOP	42.897	11	16	WREN	2:08.417	2:09.037	0.620
12	68	COSTELLO	1:25.781	58	SIMMONS	43.315	12	68	COSTELLO	2:08.578	2:08.851	0.273
13	58	SIMMONS	1:26.793	16	WREN	43.465	13	58	SIMMONS	2:10.108	2:10.108	0.000
14	46	DRAPER	1:27.908	139	COPLEY	44.054	14	139	COPLEY	2:12.400	2:12.700	0.300
15	139	COPLEY	1:28.346	8	GOOSE	44.508	15	46	DRAPER	2:12.788	2:12.911	0.123
16	8	GOOSE	1:28.785	46	DRAPER	44.880	16	8	GOOSE	2:13.293	2:13.293	0.000
17	45	BRYANT	1:31.408	45	BRYANT	46.317	17	45	BRYANT	2:17.725	2:17.768	0.043
18	71	BURNAL	1:33.167	71	BURNAL	47.314	18	71	BURNAL	2:20.481	2:20.640	0.159
19	73	DAVIES	1:33.266	73	DAVIES	48.052	19	73	DAVIES	2:21.318	2:21.318	0.000
20	333	HOUGHTON	1:34.695	333	HOUGHTON	48.502	20	333	HOUGHTON	2:23.197	2:23.197	0.000
21	113	FITZGERALD	1:40.152	113	FITZGERALD	50.853	21	113	FITZGERALD	2:31.005	2:31.771	0.766
22												
23												

Weather / Track : Cloudy / Dry

Results can be found at www.tsl-timing.com

Snetterton 300

Circuit Length = 2.9689 miles

Start: 17:27 Flag 17:39 End: 17:42

Printed - 17:42 Sunday, 18 September 2016



Thunderbike Sport & Rookie Minitwins

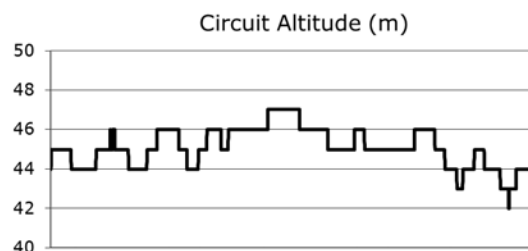
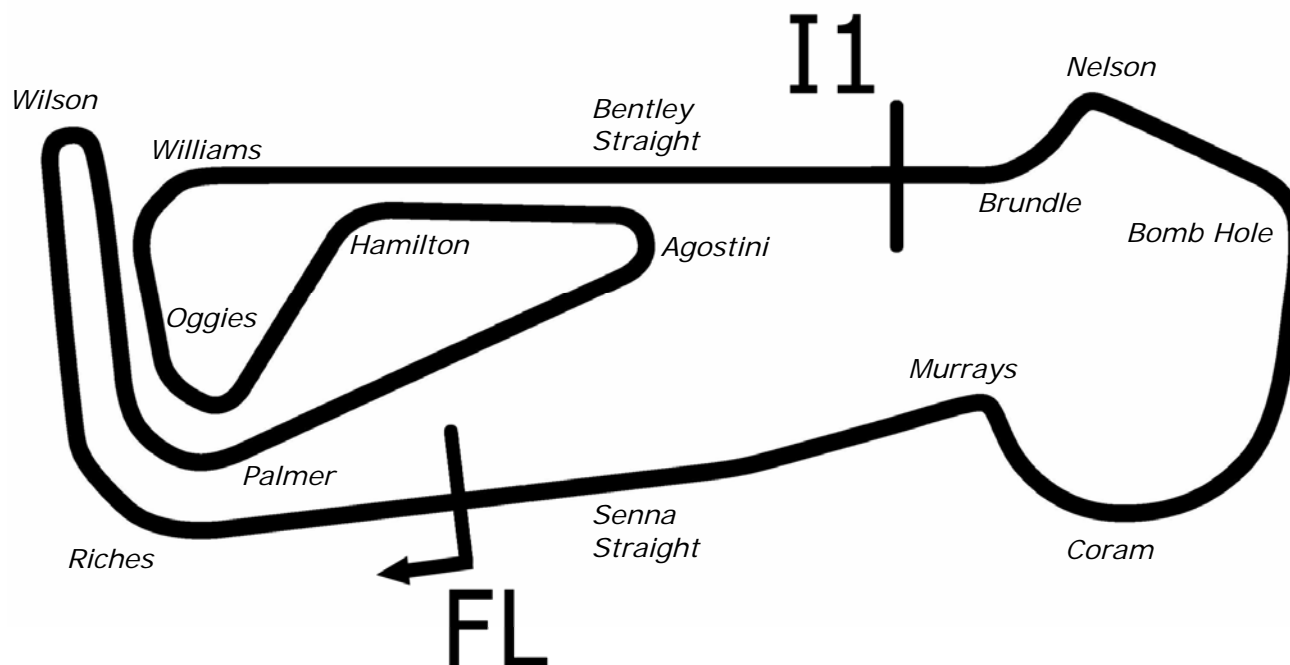
Snetterton 300

17th & 18th September 2016



Results Provided by Timing Solutions Ltd
www.tsl-timing.com

Snetterton 300



Length	2.9689 miles	4778.0 m	
FL		52.46340 N	0.94476 E
I1	3198m	52.46617 N	0.94964 E
Pit Entry	4572m	52.46364 N	0.94774 E
Pit Exit	40m after FL	52.46338 N	0.94420 E
Pit Entry–Pit Exit 246m, 14.7s @60kph, 11.0s @80kph			

All results available at www.tsl-timing.com

BMCRC - MRO Championships 2016 - Rnd 9 @ Snetterton 300

Thunderbike Sport & Rookie Minitwins

QUALIFYING - CLASSIFICATION



POS	NO	CL	PIC NAME	ENTRY	TIME	ON	LAPS	GAP	DIFF	MPH
1	43		1 Colin WALKEY	Kawasaki - ELP Racing	2:28.035	4	4			72.19
2	51		2 Theo RUTTER	Suzuki - Sublime Designs Racing/RRC	2:30.116	4	4	2.081	2.081	71.19
3	93		3 Jack WALLIS	Suzuki - Grumpdad and Watling Tyres	2:30.282	4	4	2.247	0.166	71.12
4	186		4 Paul WITHERINGTON	Suzuki - P&R plumbing	2:31.116	4	4	3.081	0.834	70.72
5	81		5 Malvern MAY	DUCATI -	2:32.353	4	4	4.318	1.237	70.15
6	74	RMT	1 Daniel SINGLETON	Suzuki - SDC	2:32.480	4	4	4.445	0.127	70.09
7	99	RMT	2 Ben CATT	Suzuki -	2:33.626	4	4	5.591	1.146	69.57
8	175	RMT	3 Richard TYRER	Suzuki -	2:33.659	4	4	5.624	0.033	69.55
9	88		6 David CARSON	Kawasaki - www.TwoDavesRacing.com	2:34.870	4	4	6.835	1.211	69.01
10	147	RMT	4 Thomas WATSON	Suzuki - Motorsportdays.com TEA Time Racing	2:35.016	4	4	6.981	0.146	68.94
11	65		7 Ian SOILLEUX	Suzuki - Soltech (Southwest)	2:35.334	3	3	7.299	0.318	68.80
12	72		8 Kevin MILLER	Suzuki - Mechanical Air Supplies Ltd	2:35.451	4	4	7.416	0.117	68.75
13	42	RMT	5 Gary CARLIN	Suzuki -	2:35.460	4	4	7.425	0.009	68.75
14	16	RMT	6 Geoff LANSDELL	Suzuki - EPG Domestic	2:35.564	4	4	7.529	0.104	68.70
15	444		9 Mark WILLIAMS	Suzuki - F.C.L MOTORCYCLES	2:35.662	4	4	7.627	0.098	68.66
16	123		10 Tham EVANS	HONDA - Vanilla Electronics	2:36.920	3	4	8.885	1.258	68.11
17	192	R	1 Benjamin ROWSWELL	Suzuki - DRM. Isenhurst.	2:37.129	3	4	9.094	0.209	68.02
18	471	RMT	7 James LARTER	Suzuki - Malcolm Kidd Car & Commercial	2:38.084	3	4	10.049	0.955	67.61
19	155	RMT	8 Richard HARRIS	Suzuki - HP Racing	2:39.852	4	4	11.817	1.768	66.86
20	57		11 Paul FISHER	Kawasaki -	2:40.568	4	4	12.533	0.716	66.56
21	32		12 Chris THAY	Suzuki - Scell-it uk	2:41.810	4	4	13.775	1.242	66.05
22	47		13 Mark TROWELL	Yamaha - ELP Racing	2:42.221	3	4	14.186	0.411	65.88
23	23		14 Claire BECKETT	Suzuki -	2:42.928	2	3	14.893	0.707	65.60
24	991	RMT	9 Marc CUNNINGHAM	Suzuki -	2:43.396	4	4	15.361	0.468	65.41
25	49		15 Robert BEAN	Kawasaki -	2:43.549	4	4	15.514	0.153	65.35
26	247		16 Allan CLARK	Kawasaki - A Clark & Sons Builders	2:43.753	3	3	15.718	0.204	65.26
27	48		17 Shaun WALLIS	Suzuki - Watling Tyres	2:44.228	3	4	16.193	0.475	65.08
28	113	RMT	10 Sam ELKINS	Suzuki - Me Old Man	2:46.798	4	4	18.763	2.570	64.07
29	66		18 Mark SMITH	Suzuki - Nick&Brian Scott fisheries	2:46.877	3	4	18.842	0.079	64.04
30	143	RMT	11 Robert DAVIE	Suzuki -	2:48.449	3	4	20.414	1.572	63.44
31	73	RMT	12 Dror GENSLER	Suzuki -	2:48.780	3	3	20.745	0.331	63.32
32	50		19 Steve YOUNG	Suzuki - Cadmatic Engineering	2:49.188	3	3	21.153	0.408	63.17
33	24	RMT	13 Alex SIMMONS	Suzuki - Westcountry Windings	2:51.117	3	3	23.082	1.929	62.46
34	3		20 Marcus NEWALL	Yamaha - Mum & Dad	2:56.130	3	3	28.095	5.013	60.68
35	959	RMT	14 James HOLLINS	Suzuki - J&S Accessories	2:57.706	3	3	29.671	1.576	60.14
36	30		21 Andy BARTLETT	Laverda -	2:59.491	3	3	31.456	1.785	59.54
37	728	RMT	15 David DOWNING	Suzuki -	3:09.650	1	1	41.615	10.159	56.35
38	76	R	2 Elliot PINSON	Kawasaki - Mum, Dad, Gran & Grandad			0			

Snetterton 300
 Circuit Length = 2.9689 miles
 Start: 10:03 Flag 10:12 End: 10:15

Weather / Track : Cloudy / Wet
 These results are provisional until the conclusion of any judicial and technical matters.

Clerk Of Course :	Timekeeper :
-------------------	--------------

Results can be found at www.tsl-timing.com

Printed - 10:15 Saturday, 17 September 2016



BMCRC - MRO Championships 2016 - Rnd 9 @ Snetterton 300

Thunderbike Sport & Rookie Minitwins

QUALIFYING - SECTOR ANALYSIS

SECTOR 1 = FL to I1, SECTOR 2 = I1 to FL, DIFF = Difference To Personal Best Lap

P1 43		Colin WALKEY		Kawasaki - ELP Racing		
IDEAL LAP TIME : 2:27.974		BEST LAP TIME : 2:28.035		DIFFERENCE : 0.061		
LAP	SECTOR 1	SECTOR 2	LAP TIME	MPH	DIFF	TIME OF DAY
1 -	1:46.558	51.649	2:38.207	67.55	10.172	10:06:05.800
2 -	1:41.248	49.982	2:31.230 (3)	70.67	3.195	10:08:37.030
3 -	1:38.769	49.931	2:28.700 (2)	71.87	0.665	10:11:05.730
4 -	1:38.830	49.205	2:28.035 (1)	72.19		10:13:33.765

P2 51		Theo RUTTER		Suzuki - Sublime Designs Racing/RRC		
IDEAL LAP TIME : 2:29.936		BEST LAP TIME : 2:30.116		DIFFERENCE : 0.180		
LAP	SECTOR 1	SECTOR 2	LAP TIME	MPH	DIFF	TIME OF DAY
1 -	1:47.411	52.511	2:39.922	66.83	9.806	10:06:07.961
2 -	1:42.227	50.478	2:32.705 (3)	69.99	2.589	10:08:40.666
3 -	1:40.178	50.188	2:30.366 (2)	71.08	0.250	10:11:11.032
4 -	1:39.748	50.368	2:30.116 (1)	71.19		10:13:41.148

P3 93		Jack WALLIS		Suzuki - Grumpdad and Walling Tyres		
IDEAL LAP TIME : 2:30.282		BEST LAP TIME : 2:30.282		DIFFERENCE : 0.000		
LAP	SECTOR 1	SECTOR 2	LAP TIME	MPH	DIFF	TIME OF DAY
1 -	1:55.919	55.605	2:51.524	62.31	21.242	10:06:25.278
2 -	1:44.434	52.932	2:37.366 (3)	67.91	7.084	10:09:02.644
3 -	1:46.187	51.108	2:37.295 (2)	67.94	7.013	10:11:39.939
4 -	1:40.002	50.280	2:30.282 (1)	71.12		10:14:10.221

P4 186		Paul WITHERINGTON		Suzuki - P&R plumbing		
IDEAL LAP TIME : 2:31.116		BEST LAP TIME : 2:31.116		DIFFERENCE : 0.000		
LAP	SECTOR 1	SECTOR 2	LAP TIME	MPH	DIFF	TIME OF DAY
1 -	1:55.470	55.766	2:51.236	62.41	20.120	10:06:26.064
2 -	1:46.300	51.914	2:38.214 (3)	67.55	7.098	10:09:04.278
3 -	1:44.522	51.038	2:35.560 (2)	68.70	4.444	10:11:39.838
4 -	1:40.509	50.607	2:31.116 (1)	70.72		10:14:10.954

P5 81		Malvern MAY		DUCATI -		
IDEAL LAP TIME : 2:32.353		BEST LAP TIME : 2:32.353		DIFFERENCE : 0.000		
LAP	SECTOR 1	SECTOR 2	LAP TIME	MPH	DIFF	TIME OF DAY
1 -	1:52.326	55.132	2:47.458	63.82	15.105	10:06:17.284
2 -	1:46.121	52.073	2:38.194 (3)	67.56	5.841	10:08:55.478
3 -	1:43.841	50.815	2:34.656 (2)	69.10	2.303	10:11:30.134
4 -	1:41.839	50.514	2:32.353 (1)	70.15		10:14:02.487

P6 74 RMT		Daniel SINGLETON		Suzuki - SDC		
IDEAL LAP TIME : 2:32.480		BEST LAP TIME : 2:32.480		DIFFERENCE : 0.000		
LAP	SECTOR 1	SECTOR 2	LAP TIME	MPH	DIFF	TIME OF DAY
1 -	1:49.726	53.480	2:43.206	65.48	10.726	10:06:26.938
2 -	1:43.196	53.277	2:36.473 (2)	68.30	3.993	10:09:03.411
3 -	1:46.213	52.968	2:39.181 (3)	67.14	6.701	10:11:42.592
4 -	1:41.342	51.138	2:32.480 (1)	70.09		10:14:15.072

P7 99 RMT		Ben CATT		Suzuki -		
IDEAL LAP TIME : 2:33.626		BEST LAP TIME : 2:33.626		DIFFERENCE : 0.000		
LAP	SECTOR 1	SECTOR 2	LAP TIME	MPH	DIFF	TIME OF DAY
1 -	2:07.469	56.389	3:03.858	58.13	30.232	10:06:42.216
2 -	1:45.706	53.621	2:39.327 (3)	67.08	5.701	10:09:21.543
3 -	1:44.399	53.150	2:37.549 (2)	67.83	3.923	10:11:59.092
4 -	1:43.135	50.491	2:33.626 (1)	69.57		10:14:32.718

Weather / Track : Cloudy / Wet

Snetterton 300

Circuit Length = 2.9689 miles

Start: 10:03 Flag 10:12 End: 10:15

BMCRC - MRO Championships 2016 - Rnd 9 @ Snetterton 300

Thunderbike Sport & Rookie Minitwins

QUALIFYING - SECTOR ANALYSIS

SECTOR 1 = FL to I1, SECTOR 2 = I1 to FL, DIFF = Difference To Personal Best Lap

P8 175 RMT Richard TYRER		Suzuki -				
IDEAL LAP TIME : 2:33.659		BEST LAP TIME : 2:33.659		DIFFERENCE : 0.000		
LAP	SECTOR 1	SECTOR 2	LAP TIME	MPH	DIFF	TIME OF DAY
1 -	1:53.301	54.290	2:47.591	63.77	13.932	10:06:16.272
2 -	1:45.762	53.095	2:38.857 (3)	67.28	5.198	10:08:55.129
3 -	1:44.259	52.010	2:36.269 (2)	68.39	2.610	10:11:31.398
4 -	1:42.269	51.390	2:33.659 (1)	69.55		10:14:05.057

P9 88 David CARSON		Kawasaki - www.TwoDavesRacing.com				
IDEAL LAP TIME : 2:34.870		BEST LAP TIME : 2:34.870		DIFFERENCE : 0.000		
LAP	SECTOR 1	SECTOR 2	LAP TIME	MPH	DIFF	TIME OF DAY
1 -	2:01.604	56.643	2:58.247	59.96	23.377	10:06:42.606
2 -	1:48.206	52.710	2:40.916 (3)	66.42	6.046	10:09:23.522
3 -	1:43.908	53.407	2:37.315 (2)	67.94	2.445	10:12:00.837
4 -	1:42.482	52.388	2:34.870 (1)	69.01		10:14:35.707

P10 147 RMT Thomas WATSON		Suzuki - Motorsportdays.com TEA Time Racing				
IDEAL LAP TIME : 2:35.016		BEST LAP TIME : 2:35.016		DIFFERENCE : 0.000		
LAP	SECTOR 1	SECTOR 2	LAP TIME	MPH	DIFF	TIME OF DAY
1 -	1:58.155	56.538	2:54.693	61.18	19.677	10:06:30.054
2 -	1:48.138	53.369	2:41.507 (3)	66.17	6.491	10:09:11.561
3 -	1:43.835	52.337	2:36.172 (2)	68.43	1.156	10:11:47.733
4 -	1:43.279	51.737	2:35.016 (1)	68.94		10:14:22.749

P11 65 Ian SOILLEUX		Suzuki - Soltech (Southwest)				
IDEAL LAP TIME : 2:35.334		BEST LAP TIME : 2:35.334		DIFFERENCE : 0.000		
LAP	SECTOR 1	SECTOR 2	LAP TIME	MPH	DIFF	TIME OF DAY
1 -	2:00.212	56.726	2:56.938 (3)	60.40	21.604	10:06:29.959
2 -	1:47.256	52.747	2:40.003 (2)	66.79	4.669	10:09:09.962
3 -	1:42.949	52.385	2:35.334 (1)	68.80		10:11:45.296

P12 72 Kevin MILLER		Suzuki - Mechanical Air Supplies Ltd				
IDEAL LAP TIME : 2:35.451		BEST LAP TIME : 2:35.451		DIFFERENCE : 0.000		
LAP	SECTOR 1	SECTOR 2	LAP TIME	MPH	DIFF	TIME OF DAY
1 -	1:53.789	54.625	2:48.414	63.46	12.963	10:06:15.906
2 -	1:47.737	53.374	2:41.111 (3)	66.33	5.660	10:08:57.017
3 -	1:44.237	52.108	2:36.345 (2)	68.36	0.894	10:11:33.362
4 -	1:43.884	51.567	2:35.451 (1)	68.75		10:14:08.813

P13 42 RMT Gary CARLIN		Suzuki -				
IDEAL LAP TIME : 2:35.460		BEST LAP TIME : 2:35.460		DIFFERENCE : 0.000		
LAP	SECTOR 1	SECTOR 2	LAP TIME	MPH	DIFF	TIME OF DAY
1 -	2:00.844	56.849	2:57.693	60.14	22.233	10:06:37.446
2 -	1:46.951	53.964	2:40.915 (3)	66.42	5.455	10:09:18.361
3 -	1:46.417	53.709	2:40.126 (2)	66.74	4.666	10:11:58.487
4 -	1:43.259	52.201	2:35.460 (1)	68.75		10:14:33.947

P14 16 RMT Geoff LANSDELL		Suzuki - EPG Domestic				
IDEAL LAP TIME : 2:35.564		BEST LAP TIME : 2:35.564		DIFFERENCE : 0.000		
LAP	SECTOR 1	SECTOR 2	LAP TIME	MPH	DIFF	TIME OF DAY
1 -	1:53.070	54.772	2:47.842	63.67	12.278	10:06:18.453
2 -	1:45.839	52.881	2:38.720 (3)	67.33	3.156	10:08:57.173
3 -	1:44.893	52.324	2:37.217 (2)	67.98	1.653	10:11:34.390
4 -	1:43.504	52.060	2:35.564 (1)	68.70		10:14:09.954

Weather / Track : Cloudy / Wet

Snetterton 300

Circuit Length = 2.9689 miles

Start: 10:03 Flag 10:12 End: 10:15

BMCRC - MRO Championships 2016 - Rnd 9 @ Snetterton 300

Thunderbike Sport & Rookie Minitwins

QUALIFYING - SECTOR ANALYSIS

SECTOR 1 = FL to I1, SECTOR 2 = I1 to FL, DIFF = Difference To Personal Best Lap

P15 444		Mark WILLIAMS		Suzuki - F.C.I MOTORCYCLES			
IDEAL LAP TIME : 2:35.662		BEST LAP TIME : 2:35.662		DIFFERENCE : 0.000			
LAP	SECTOR 1	SECTOR 2	LAP TIME	MPH	DIFF	TIME OF DAY	
1 -	1:52.904	53.951	2:46.855	64.05	11.193	10:06:15.099	
2 -	1:46.471	53.388	2:39.859 (3)	66.85	4.197	10:08:54.958	
3 -	1:44.787	52.878	2:37.665 (2)	67.78	2.003	10:11:32.623	
4 -	1:44.511	51.151	2:35.662 (1)	68.66		10:14:08.285	

P16 123		Tham EVANS		HONDA - Vanilla Electronics			
IDEAL LAP TIME : 2:36.920		BEST LAP TIME : 2:36.920		DIFFERENCE : 0.000			
LAP	SECTOR 1	SECTOR 2	LAP TIME	MPH	DIFF	TIME OF DAY	
1 -	1:50.838	55.506	2:46.344	64.25	9.424	10:06:18.286	
2 -	1:46.981	53.273	2:40.254 (3)	66.69	3.334	10:08:58.540	
3 -	1:44.293	52.627	2:36.920 (1)	68.11		10:11:35.460	
4 -	1:44.985	52.698	2:37.683 (2)	67.78	0.763	10:14:13.143	

P17 192 R		Benjamin ROWSWELL		Suzuki - DRM. Isenhurst.			
IDEAL LAP TIME : 2:36.779		BEST LAP TIME : 2:37.129		DIFFERENCE : 0.350			
LAP	SECTOR 1	SECTOR 2	LAP TIME	MPH	DIFF	TIME OF DAY	
1 -	1:56.948	55.846	2:52.794	61.85	15.665	10:07:12.758	
2 -	1:49.148	54.002	2:43.150 (3)	65.51	6.021	10:09:55.908	
3 -	1:44.941	52.188	2:37.129 (1)	68.02		10:12:33.037	
4 -	1:44.591	52.900	2:37.491 (2)	67.86	0.362	10:15:10.528	

P18 471 RMT		James LARTER		Suzuki - Malcolm Kidd Car & Commercials			
IDEAL LAP TIME : 2:38.084		BEST LAP TIME : 2:38.084		DIFFERENCE : 0.000			
LAP	SECTOR 1	SECTOR 2	LAP TIME	MPH	DIFF	TIME OF DAY	
1 -	1:53.577	54.665	2:48.242	63.52	10.158	10:06:23.868	
2 -	1:45.738	53.725	2:39.463 (2)	67.02	1.379	10:09:03.331	
3 -	1:45.396	52.688	2:38.084 (1)	67.61		10:11:41.415	
4 -	1:46.109	53.576	2:39.685 (3)	66.93	1.601	10:14:21.100	

P19 155 RMT		Richard HARRIS		Suzuki - HP Racing			
IDEAL LAP TIME : 2:39.852		BEST LAP TIME : 2:39.852		DIFFERENCE : 0.000			
LAP	SECTOR 1	SECTOR 2	LAP TIME	MPH	DIFF	TIME OF DAY	
1 -	1:58.047	56.372	2:54.419	61.27	14.567	10:06:46.206	
2 -	1:49.957	56.984	2:46.941 (3)	64.02	7.089	10:09:33.147	
3 -	1:45.895	54.963	2:40.858 (2)	66.44	1.006	10:12:14.005	
4 -	1:44.974	54.878	2:39.852 (1)	66.86		10:14:53.857	

P20 57		Paul FISHER		Kawasaki -			
IDEAL LAP TIME : 2:40.568		BEST LAP TIME : 2:40.568		DIFFERENCE : 0.000			
LAP	SECTOR 1	SECTOR 2	LAP TIME	MPH	DIFF	TIME OF DAY	
1 -	1:59.425	56.382	2:55.807	60.79	15.239	10:07:12.912	
2 -	1:51.033	54.298	2:45.331 (3)	64.64	4.763	10:09:58.243	
3 -	1:48.153	54.592	2:42.745 (2)	65.67	2.177	10:12:40.988	
4 -	1:47.154	53.414	2:40.568 (1)	66.56		10:15:21.556	

P21 32		Chris THAY		Suzuki - Scell-it uk			
IDEAL LAP TIME : 2:41.810		BEST LAP TIME : 2:41.810		DIFFERENCE : 0.000			
LAP	SECTOR 1	SECTOR 2	LAP TIME	MPH	DIFF	TIME OF DAY	
1 -	1:58.510	55.060	2:53.570	61.57	11.760	10:06:43.853	
2 -	1:51.528	54.342	2:45.870 (3)	64.43	4.060	10:09:29.723	
3 -	1:48.823	54.073	2:42.896 (2)	65.61	1.086	10:12:12.619	
4 -	1:48.143	53.667	2:41.810 (1)	66.05		10:14:54.429	

Weather / Track : Cloudy / Wet

Snetterton 300
Circuit Length = 2.9689 miles
Start: 10:03 Flag 10:12 End: 10:15

BMCRC - MRO Championships 2016 - Rnd 9 @ Snetterton 300

Thunderbike Sport & Rookie Minitwins

QUALIFYING - SECTOR ANALYSIS

SECTOR 1 = FL to I1, SECTOR 2 = I1 to FL, DIFF = Difference To Personal Best Lap

P22 47		Mark TROWELL		Yamaha - ELP Racing			
IDEAL LAP TIME : 2:42.142		BEST LAP TIME : 2:42.221		DIFFERENCE : 0.079			
LAP	SECTOR 1	SECTOR 2	LAP TIME	MPH	DIFF	TIME OF DAY	
1 -	1:58.059	56.096	2:54.155	61.37	11.934	10:06:25.249	
2 -	1:51.799	54.319	2:46.118 (3)	64.34	3.897	10:09:11.367	
3 -	1:48.186	54.035	2:42.221 (1)	65.88		10:11:53.588	
4 -	1:48.742	53.956	2:42.698 (2)	65.69	0.477	10:14:36.286	

P23 23		Claire BECKETT		Suzuki -			
IDEAL LAP TIME : 2:42.928		BEST LAP TIME : 2:42.928		DIFFERENCE : 0.000			
LAP	SECTOR 1	SECTOR 2	LAP TIME	MPH	DIFF	TIME OF DAY	
1 -	2:03.125	56.341	2:59.466 (3)	59.55	16.538	10:06:31.998	
2 -	1:48.442	54.486	2:42.928 (1)	65.60		10:09:14.926	
3 -	1:50.614	55.042	2:45.656 (2)	64.51	2.728	10:12:00.582	

P24 991 RMT		Marc CUNNINGHAM		Suzuki -			
IDEAL LAP TIME : 2:43.300		BEST LAP TIME : 2:43.396		DIFFERENCE : 0.096			
LAP	SECTOR 1	SECTOR 2	LAP TIME	MPH	DIFF	TIME OF DAY	
1 -	1:59.439	58.909	2:58.348	59.92	14.952	10:06:28.593	
2 -	1:52.782	57.130	2:49.912 (3)	62.90	6.516	10:09:18.505	
3 -	1:48.545	55.776	2:44.321 (2)	65.04	0.925	10:12:02.826	
4 -	1:47.524	55.872	2:43.396 (1)	65.41		10:14:46.222	

P25 49		Robert BEAN		Kawasaki -			
IDEAL LAP TIME : 2:43.528		BEST LAP TIME : 2:43.549		DIFFERENCE : 0.021			
LAP	SECTOR 1	SECTOR 2	LAP TIME	MPH	DIFF	TIME OF DAY	
1 -	2:02.680	55.744	2:58.424	59.90	14.875	10:06:30.683	
2 -	1:49.749	53.804	2:43.553 (2)	65.34	0.004	10:09:14.236	
3 -	1:50.119	53.782	2:43.901 (3)	65.21	0.352	10:11:58.137	
4 -	1:49.770	53.779	2:43.549 (1)	65.35		10:14:41.686	

P26 247		Allan CLARK		Kawasaki - A Clark & Sons Builders			
IDEAL LAP TIME : 2:43.753		BEST LAP TIME : 2:43.753		DIFFERENCE : 0.000			
LAP	SECTOR 1	SECTOR 2	LAP TIME	MPH	DIFF	TIME OF DAY	
1 -	1:57.504	59.711	2:57.215 (3)	60.31	13.462	10:07:25.097	
2 -	1:53.173	56.063	2:49.236 (2)	63.15	5.483	10:10:14.333	
3 -	1:49.253	54.500	2:43.753 (1)	65.26		10:12:58.086	

P27 48		Shaun WALLIS		Suzuki - Watling Tyres			
IDEAL LAP TIME : 2:44.043		BEST LAP TIME : 2:44.228		DIFFERENCE : 0.185			
LAP	SECTOR 1	SECTOR 2	LAP TIME	MPH	DIFF	TIME OF DAY	
1 -	2:01.091	1:00.128	3:01.219	58.97	16.991	10:07:03.297	
2 -	1:48.084	56.438	2:44.522 (2)	64.96	0.294	10:09:47.819	
3 -	1:47.613	56.615	2:44.228 (1)	65.08		10:12:32.047	
4 -	1:49.433	56.430	2:45.863 (3)	64.43	1.635	10:15:17.910	

P28 113 RMT		Sam ELKINS		Suzuki - Me Old Man			
IDEAL LAP TIME : 2:46.534		BEST LAP TIME : 2:46.798		DIFFERENCE : 0.264			
LAP	SECTOR 1	SECTOR 2	LAP TIME	MPH	DIFF	TIME OF DAY	
1 -	2:01.346	1:00.193	3:01.539	58.87	14.741	10:07:04.249	
2 -	1:53.122	59.148	2:52.270 (3)	62.04	5.472	10:09:56.519	
3 -	1:51.834	55.567	2:47.401 (2)	63.84	0.603	10:12:43.920	
4 -	1:52.098	54.700	2:46.798 (1)	64.07		10:15:30.718	

Weather / Track : Cloudy / Wet

Snetterton 300
Circuit Length = 2.9689 miles
Start: 10:03 Flag 10:12 End: 10:15

BMCRC - MRO Championships 2016 - Rnd 9 @ Snetterton 300

Thunderbike Sport & Rookie Minitwins

QUALIFYING - SECTOR ANALYSIS

SECTOR 1 = FL to I1, SECTOR 2 = I1 to FL, DIFF = Difference To Personal Best Lap

P29 66		Mark SMITH		Suzuki - Nick&Brian Scott fisheries			
IDEAL LAP TIME : 2:46.645		BEST LAP TIME : 2:46.877		DIFFERENCE : 0.232			
LAP	SECTOR 1	SECTOR 2	LAP TIME	MPH	DIFF	TIME OF DAY	
1 -	1:59.606	58.730	2:58.336	59.93	11.459	10:06:30.576	
2 -	1:52.585	56.244	2:48.829 (3)	63.30	1.952	10:09:19.405	
3 -	1:50.401	56.476	2:46.877 (1)	64.04		10:12:06.282	
4 -	1:50.605	56.464	2:47.069 (2)	63.97	0.192	10:14:53.351	

P30 143 RMT		Robert DAVIE		Suzuki -			
IDEAL LAP TIME : 2:48.153		BEST LAP TIME : 2:48.449		DIFFERENCE : 0.296			
LAP	SECTOR 1	SECTOR 2	LAP TIME	MPH	DIFF	TIME OF DAY	
1 -	2:04.017	59.739	3:03.756	58.16	15.307	10:06:40.381	
2 -	1:57.830	57.966	2:55.796 (3)	60.79	7.347	10:09:36.177	
3 -	1:52.119	56.330	2:48.449 (1)	63.44		10:12:24.626	
4 -	1:51.823	57.216	2:49.039 (2)	63.22	0.590	10:15:13.665	

P31 73 RMT		Dror GENSLER		Suzuki -			
IDEAL LAP TIME : 2:48.780		BEST LAP TIME : 2:48.780		DIFFERENCE : 0.000			
LAP	SECTOR 1	SECTOR 2	LAP TIME	MPH	DIFF	TIME OF DAY	
1 -	1:59.834	59.235	2:59.069 (3)	59.68	10.289	10:07:23.466	
2 -	1:53.752	56.955	2:50.707 (2)	62.61	1.927	10:10:14.173	
3 -	1:53.259	55.521	2:48.780 (1)	63.32		10:13:02.953	

P32 50		Steve YOUNG		Suzuki - Cadmatic Engineering			
IDEAL LAP TIME : 2:47.979		BEST LAP TIME : 2:49.188		DIFFERENCE : 1.209			
LAP	SECTOR 1	SECTOR 2	LAP TIME	MPH	DIFF	TIME OF DAY	
1 -	1:57.679	58.156	2:55.835 (3)	60.78	6.647	10:07:27.661	
2 -	1:55.204	56.225	2:51.429 (2)	62.34	2.241	10:10:19.090	
3 -	1:51.754	57.434	2:49.188 (1)	63.17		10:13:08.278	

P33 24 RMT		Alex SIMMONS		Suzuki - Westcountry Windings			
IDEAL LAP TIME : 2:51.117		BEST LAP TIME : 2:51.117		DIFFERENCE : 0.000			
LAP	SECTOR 1	SECTOR 2	LAP TIME	MPH	DIFF	TIME OF DAY	
1 -	2:06.509	1:00.271	3:06.780 (3)	57.22	15.663	10:06:58.182	
2 -	1:59.015	58.972	2:57.987 (2)	60.04	6.870	10:09:56.169	
3 -	1:54.423	56.694	2:51.117 (1)	62.46		10:12:47.286	

P34 3		Marcus NEWALL		Yamaha - Mum & Dad			
IDEAL LAP TIME : 2:56.130		BEST LAP TIME : 2:56.130		DIFFERENCE : 0.000			
LAP	SECTOR 1	SECTOR 2	LAP TIME	MPH	DIFF	TIME OF DAY	
1 -	2:08.844	1:04.673	3:13.517 (3)	55.23	17.387	10:07:24.820	
2 -	1:58.585	1:00.043	2:58.628 (2)	59.83	2.498	10:10:23.448	
3 -	1:56.615	59.515	2:56.130 (1)	60.68		10:13:19.578	

P35 959 RMT		James HOLLINS		Suzuki - J&S Accessories			
IDEAL LAP TIME : 2:57.706		BEST LAP TIME : 2:57.706		DIFFERENCE : 0.000			
LAP	SECTOR 1	SECTOR 2	LAP TIME	MPH	DIFF	TIME OF DAY	
1 -	2:10.016	1:00.787	3:10.803 (3)	56.01	13.097	10:07:03.244	
2 -	2:00.646	1:00.431	3:01.077 (2)	59.02	3.371	10:10:04.321	
3 -	1:58.078	59.628	2:57.706 (1)	60.14		10:13:02.027	

P36 30		Andy BARTLETT		Laverda -			
IDEAL LAP TIME : 2:59.339		BEST LAP TIME : 2:59.491		DIFFERENCE : 0.152			
LAP	SECTOR 1	SECTOR 2	LAP TIME	MPH	DIFF	TIME OF DAY	
1 -	2:06.078	1:04.056	3:10.134 (3)	56.21	10.643	10:07:08.239	

Weather / Track : Cloudy / Wet

Snetterton 300

Circuit Length = 2.9689 miles

Start: 10:03 Flag 10:12 End: 10:15

BMCRC - MRO Championships 2016 - Rnd 9 @ Snetterton 300

Thunderbike Sport & Rookie Minitwins

QUALIFYING - SECTOR ANALYSIS

SECTOR 1 = FL to I1, SECTOR 2 = I1 to FL, DIFF = Difference To Personal Best Lap

2 -	2:00.095	1:01.520	3:01.615 (2)	58.85	2.124	10:10:09.854
3 -	1:57.819	1:01.672	2:59.491 (1)	59.54		10:13:09.345

P37 728 RMT David DOWNING	Suzuki -					
IDEAL LAP TIME : 3:09.650	BEST LAP TIME : 3:09.650	DIFFERENCE : 0.000				
LAP	SECTOR 1	SECTOR 2	LAP TIME	MPH	DIFF	TIME OF DAY
1 -	2:07.886	1:01.764	3:09.650 (1)	56.35		10:06:53.293

BMCRC - MRO Championships 2016 - Rnd 9 @ Snetterton 300

Thunderbike Sport & Rookie Minitwins

QUALIFYING - BEST SECTORS

SECTOR 1				SECTOR 2				IDEAL / BEST COMPARISON				
POS	NO	NAME	TIME	NO	NAME	TIME	POS	NO	NAME	IDEAL	BEST	DIFF
1	43	WALKEY	1:38.769	43	WALKEY	49.205	1	43	WALKEY	2:27.974	2:28.035	0.061
2	51	RUTTER	1:39.748	51	RUTTER	50.188	2	51	RUTTER	2:29.936	2:30.116	0.180
3	93	WALLIS	1:40.002	93	WALLIS	50.280	3	93	WALLIS	2:30.282	2:30.282	0.000
4	186	WITHERINGTON	1:40.509	99	CATT	50.491	4	186	WITHERINGTON	2:31.116	2:31.116	0.000
5	74	SINGLETON	1:41.342	81	MAY	50.514	5	81	MAY	2:32.353	2:32.353	0.000
6	81	MAY	1:41.839	186	WITHERINGTON	50.607	6	74	SINGLETON	2:32.480	2:32.480	0.000
7	175	TYRER	1:42.269	74	SINGLETON	51.138	7	99	CATT	2:33.626	2:33.626	0.000
8	88	CARSON	1:42.482	444	WILLIAMS	51.151	8	175	TYRER	2:33.659	2:33.659	0.000
9	65	SOILLEUX	1:42.949	175	TYRER	51.390	9	88	CARSON	2:34.870	2:34.870	0.000
10	99	CATT	1:43.135	72	MILLER	51.567	10	147	WATSON	2:35.016	2:35.016	0.000
11	42	CARLIN	1:43.259	147	WATSON	51.737	11	65	SOILLEUX	2:35.334	2:35.334	0.000
12	147	WATSON	1:43.279	16	LANSDPELL	52.060	12	72	MILLER	2:35.451	2:35.451	0.000
13	16	LANSDPELL	1:43.504	192	ROWSWELL	52.188	13	42	CARLIN	2:35.460	2:35.460	0.000
14	72	MILLER	1:43.884	42	CARLIN	52.201	14	16	LANSDPELL	2:35.564	2:35.564	0.000
15	123	EVANS	1:44.293	65	SOILLEUX	52.385	15	444	WILLIAMS	2:35.662	2:35.662	0.000
16	444	WILLIAMS	1:44.511	88	CARSON	52.388	16	192	ROWSWELL	2:36.779	2:37.129	0.350
17	192	ROWSWELL	1:44.591	123	EVANS	52.627	17	123	EVANS	2:36.920	2:36.920	0.000
18	155	HARRIS	1:44.974	471	LARTER	52.688	18	471	LARTER	2:38.084	2:38.084	0.000
19	471	LARTER	1:45.396	57	FISHER	53.414	19	155	HARRIS	2:39.852	2:39.852	0.000
20	57	FISHER	1:47.154	32	THAY	53.667	20	57	FISHER	2:40.568	2:40.568	0.000
21	991	CUNNINGHAM	1:47.524	49	BEAN	53.779	21	32	THAY	2:41.810	2:41.810	0.000
22	48	WALLIS	1:47.613	47	TROWELL	53.956	22	47	TROWELL	2:42.142	2:42.221	0.079
23	32	THAY	1:48.143	23	BECKETT	54.486	23	23	BECKETT	2:42.928	2:42.928	0.000
24	47	TROWELL	1:48.186	247	CLARK	54.500	24	991	CUNNINGHAM	2:43.300	2:43.396	0.096
25	23	BECKETT	1:48.442	113	ELKINS	54.700	25	49	BEAN	2:43.528	2:43.549	0.021
26	247	CLARK	1:49.253	155	HARRIS	54.878	26	247	CLARK	2:43.753	2:43.753	0.000
27	49	BEAN	1:49.749	73	GENSLER	55.521	27	48	WALLIS	2:44.043	2:44.228	0.185
28	66	SMITH	1:50.401	991	CUNNINGHAM	55.776	28	113	ELKINS	2:46.534	2:46.798	0.264
29	50	YOUNG	1:51.754	50	YOUNG	56.225	29	66	SMITH	2:46.645	2:46.877	0.232
30	143	DAVIE	1:51.823	66	SMITH	56.244	30	50	YOUNG	2:47.979	2:49.188	1.209
31	113	ELKINS	1:51.834	143	DAVIE	56.330	31	143	DAVIE	2:48.153	2:48.449	0.296
32	73	GENSLER	1:53.259	48	WALLIS	56.430	32	73	GENSLER	2:48.780	2:48.780	0.000
33	24	SIMMONS	1:54.423	24	SIMMONS	56.694	33	24	SIMMONS	2:51.117	2:51.117	0.000
34	3	NEWALL	1:56.615	3	NEWALL	59.515	34	3	NEWALL	2:56.130	2:56.130	0.000
35	30	BARTLETT	1:57.819	959	HOLLINS	59.628	35	959	HOLLINS	2:57.706	2:57.706	0.000
36	959	HOLLINS	1:58.078	30	BARTLETT	1:01.520	36	30	BARTLETT	2:59.339	2:59.491	0.152
37	728	DOWNING	2:07.886	728	DOWNING	1:01.764	37	728	DOWNING	3:09.650	3:09.650	0.000
38	76	PINSON	2:18.647									

Weather / Track : Cloudy / Wet

Results can be found at www.tsl-timing.com

Snetterton 300

Circuit Length = 2.9689 miles

Start: 10:03 Flag 10:12 End: 10:15

Printed - 10:16 Saturday, 17 September 2016

BMCRC - MRO Championships 2016 - Rnd 9 @ Snetterton 300

Thunderbike Sport & Rookie Minitwins

RACE 3 - CLASSIFICATION



POS	NO	CL	PIC NAME	ENTRY	LAPS	TIME	GAP	DIFF	MPH	BEST	ON
1	93		1 Jack WALLIS	Suzuki - Grumpdad and Watling Tyres	4	9:54.239			71.94	2:26.982	2
2	88		2 David CARSON	Kawasaki - www.TwoDavesRacing.com	4	9:56.991	2.752	2.752	71.61	2:27.176	4
3	444		3 Mark WILLIAMS	Suzuki - F.C.L MOTORCYCLES	4	9:57.038	2.799	0.047	71.60	2:26.951	4
4	72		4 Kevin MILLER	Suzuki - Mechanical Air Supplies Ltd	4	10:10.373	16.134	13.335	70.04	2:29.613	4
5	48		5 Shaun WALLIS	Suzuki - Watling Tyres	4	10:10.396	16.157	0.023	70.04	2:29.574	4
6	67	R	1 Tony COE	Honda -	4	10:12.986	18.747	2.590	69.74	2:26.981	4
7	47		6 Mark TROWELL	Yamaha - ELP Racing	4	10:22.743	28.504	9.757	68.65	2:32.205	4
8	57		7 Paul FISHER	Kawasaki -	4	10:26.278	32.039	3.535	68.26	2:33.482	4
9	66		8 Mark SMITH	Suzuki - Nick&Brian Scott fisheries	4	10:35.341	41.102	9.063	67.29	2:35.690	2
10	23		9 Claire BECKETT	Suzuki -	4	10:35.807	41.568	0.466	67.24	2:35.220	4
11	42	RMT	1 Gary CARLIN	Suzuki -	4	10:40.964	46.725	5.157	66.69	2:23.206	4
12	175	RMT	2 Richard TYRER	Suzuki -	4	10:48.266	54.027	7.302	65.94	2:23.308	3
13	991	RMT	3 Marc CUNNINGHAM	Suzuki -	4	10:50.116	55.877	1.850	65.76	2:23.817	4
14	113	RMT	4 Sam ELKINS	Suzuki - Me Old Man	4	10:50.966	56.727	0.850	65.67	2:24.402	4
15	471	RMT	5 James LARTER	Suzuki - Malcolm Kidd Car & Commercials	4	10:51.107	56.868	0.141	65.66	2:24.486	4
16	76	R	2 Elliot PINSON	Kawasaki - Mum, Dad, Gran & Grandad	4	10:52.095	57.856	0.988	65.56	2:39.207	4
17	147	RMT	6 Thomas WATSON	Suzuki - Motorsportdays.com TEA Time Racing	4	10:52.535	58.296	0.440	65.51	2:25.294	4
18	24	RMT	7 Alex SIMMONS	Suzuki - Westcountry Windings	4	11:19.548	1:25.309	27.013	62.91	2:31.978	3
19	73	RMT	8 Dror GENSLER	Suzuki -	4	11:43.680	1:49.441	24.132	60.75	2:37.889	2
20	143	RMT	9 Robert DAVIE	Suzuki -	4	12:20.259	2:26.020	36.579	57.75	2:45.083	2
21	959	RMT	10 James HOLLINS	Suzuki - J&S Accessories	4	12:23.589	2:29.350	3.330	57.49	2:37.994	2
22	728	RMT	11 David DOWNING	Suzuki -	4	12:34.646	2:40.407	11.057	56.65	2:48.817	3

NOT CLASSIFIED

DNF	30		Andy BARTLETT	Laverda -	3	8:16.312	1 Lap	1 Lap	64.60	2:43.180	3
DNF	99	RMT	Ben CATT	Suzuki -	2	5:58.403	2 Laps	1 Lap	59.64	2:25.003	2
DNF	16	RMT	Geoff LANSDELL	Suzuki - EPG Domestic	0						
DNF	65		Ian SOILLEUX	Suzuki - Soltech (Southwest)	0						
DNF	155	RMT	Richard HARRIS	Suzuki - HP Racing	0						

FASTEST LAP

	42	RMT	Gary CARLIN	Suzuki -	4	2:23.206			74.63 mph	120.11 kph	
	444		Mark WILLIAMS	Suzuki - F.C.L MOTORCYCLES	4	2:26.951			72.73 mph	117.05 kph	
	67	R	Tony COE	Honda -	4	2:26.981			72.71 mph	117.02 kph	

Class - 90% of Race Speed = 64.74 mph
 Class R - 90% of Race Speed = 62.76 mph
 Class RMT - 90% of Race Speed = 60.02 mph

Snetterton 300
 Circuit Length = 2.9689 miles
 Start: 15:05 Flag 15:14 End: 15:17

Weather / Track : Cloudy / Wet

These results are provisional until the conclusion of any judicial and technical matters.

Clerk Of Course :	Timekeeper :
-------------------	--------------

Results can be found at www.tsl-timing.com

Printed - 15:18 Saturday, 17 September 2016



BMCRC - MRO Championships 2016 - Rnd 9 @ Snetterton 300

Thunderbike Sport & Rookie Minitwins

RACE 3 - LAP CHART

LAP 1 @ 15:07:34.849

NO	BEHIND	LAP TIME
93		2:31.674
88	1.830	2:33.504
444	1.997	2:33.671
72	5.908	2:37.582
48	6.250	2:37.924
47	9.625	2:41.299
67	10.162	2:41.836
57	12.340	2:44.014
66	13.059	2:44.733
23	14.540	2:46.214
30	17.049	2:48.723
76	18.440	2:50.114
42	57.566	3:29.240
471	1:01.480	3:33.154
175	1:01.590	3:33.264
99	1:01.726	3:33.400
147	1:02.143	3:33.817
113	1:02.329	3:34.003
991	1:04.042	3:35.716
24	1:09.389	3:41.063
73	1:15.352	3:47.026
959	1:16.013	3:47.687
143	1:24.156	3:55.830
728	1:29.784	4:01.458

LAP 2 @ 15:10:01.831

NO	BEHIND	LAP TIME
93		2:26.982
88	3.132	2:28.284
444	3.340	2:28.325
48	10.983	2:31.715
72	11.622	2:32.696
67	16.740	2:33.560
47	18.461	2:35.818
57	19.687	2:34.329
66	21.767	2:35.690
23	25.165	2:37.607
30	34.476	2:44.409
76	34.672	2:43.214
42	55.043	2:24.459
99	59.747	2:25.003
175	59.795	2:25.187
471	1:00.819	2:26.321
113	1:01.798	2:26.451
147	1:02.509	2:27.348
991	1:03.024	2:25.964
24	1:14.641	2:32.234
73	1:26.259	2:37.889
959	1:27.025	2:37.994
143	1:42.257	2:45.083
728	1:54.257	2:51.455

LAP 3 @ 15:12:29.537

NO	BEHIND	LAP TIME
93		2:27.706
88	3.453	2:28.027
444	3.725	2:28.091
72	14.398	2:30.482
48	14.460	2:31.183
67	19.643	2:30.609
47	24.176	2:33.421

57	26.434	2:34.453
66	31.574	2:37.513
23	34.225	2:36.766
76	46.526	2:39.560
30	49.950	2:43.180
42	51.396	2:24.059
175	55.397	2:23.308
991	59.937	2:24.619
113	1:00.202	2:26.110
471	1:00.259	2:27.146
147	1:00.879	2:26.076
24	1:18.913	2:31.978
73	1:36.659	2:38.106
959	1:59.855	3:00.536
143	2:00.762	2:46.211
728	2:15.368	2:48.817

LAP 4 @ 15:14:57.414

NO	BEHIND	LAP TIME
93		2:27.877
88	2.752	2:27.176
444	2.799	2:26.951
72	16.134	2:29.613
48	16.157	2:29.574
67	18.747	2:26.981
47	28.504	2:32.205
57	32.039	2:33.482
66	41.102	2:37.405
23	41.568	2:35.220
42	46.725	2:23.206
175	54.027	2:26.507
991	55.877	2:23.817
113	56.727	2:24.402
471	56.868	2:24.486
76	57.856	2:39.207
147	58.296	2:25.294
24	1:25.309	2:34.273
73	1:49.441	2:40.659
143	2:26.020	2:53.135
959	2:29.350	2:57.372
728	2:40.407	2:52.916

Weather / Track : Cloudy / Wet

Results can be found at www.tsl-timing.com

Snetterton 300

Circuit Length = 2.9689 miles

Start: 15:05 Flag 15:14 End: 15:17

Printed - 15:19 Saturday, 17 September 2016

BMCRC - MRO Championships 2016 - Rnd 9 @ Snetterton 300

Thunderbike Sport & Rookie Minitwins

RACE 3 - SECTOR ANALYSIS

SECTOR 1 = FL to I1, SECTOR 2 = I1 to FL, DIFF = Difference To Personal Best Lap

P1 93		Jack WALLIS		Suzuki - Grumpdad and Watling Tyres			
IDEAL LAP TIME : 2:26.396		BEST LAP TIME : 2:26.982		DIFFERENCE : 0.586			
LAP	SECTOR 1	SECTOR 2	LAP TIME	MPH	DIFF	TIME OF DAY	
1 -		49.004	2:31.674	70.46	4.692	15:07:34.849	
2 -	1:37.392	49.590	2:26.982 (1)	72.71		15:10:01.831	
3 -	1:38.351	49.355	2:27.706 (2)	72.36	0.724	15:12:29.537	
4 -	1:38.536	49.341	2:27.877 (3)	72.27	0.895	15:14:57.414	

P2 88		David CARSON		Kawasaki - www.TwoDavesRacing.com			
IDEAL LAP TIME : 2:27.176		BEST LAP TIME : 2:27.176		DIFFERENCE : 0.000			
LAP	SECTOR 1	SECTOR 2	LAP TIME	MPH	DIFF	TIME OF DAY	
1 -		49.386	2:33.504	69.62	6.328	15:07:36.679	
2 -	1:38.805	49.479	2:28.284 (3)	72.07	1.108	15:10:04.963	
3 -	1:38.573	49.454	2:28.027 (2)	72.20	0.851	15:12:32.990	
4 -	1:38.313	48.863	2:27.176 (1)	72.62		15:15:00.166	

P3 444		Mark WILLIAMS		Suzuki - F.C.L MOTORCYCLES			
IDEAL LAP TIME : 2:26.951		BEST LAP TIME : 2:26.951		DIFFERENCE : 0.000			
LAP	SECTOR 1	SECTOR 2	LAP TIME	MPH	DIFF	TIME OF DAY	
1 -		49.095	2:33.671	69.55	6.720	15:07:36.846	
2 -	1:39.689	48.636	2:28.325 (3)	72.05	1.374	15:10:05.171	
3 -	1:39.152	48.939	2:28.091 (2)	72.17	1.140	15:12:33.262	
4 -	1:38.786	48.165	2:26.951 (1)	72.73		15:15:00.213	

P4 72		Kevin MILLER		Suzuki - Mechanical Air Supplies Ltd			
IDEAL LAP TIME : 2:29.613		BEST LAP TIME : 2:29.613		DIFFERENCE : 0.000			
LAP	SECTOR 1	SECTOR 2	LAP TIME	MPH	DIFF	TIME OF DAY	
1 -		51.134	2:37.582	67.82	7.969	15:07:40.757	
2 -	1:41.636	51.060	2:32.696 (3)	69.99	3.083	15:10:13.453	
3 -	1:39.956	50.526	2:30.482 (2)	71.02	0.869	15:12:43.935	
4 -	1:39.775	49.838	2:29.613 (1)	71.43		15:15:13.548	

P5 48		Shaun WALLIS		Suzuki - Watling Tyres			
IDEAL LAP TIME : 2:29.574		BEST LAP TIME : 2:29.574		DIFFERENCE : 0.000			
LAP	SECTOR 1	SECTOR 2	LAP TIME	MPH	DIFF	TIME OF DAY	
1 -		51.487	2:37.924	67.67	8.350	15:07:41.099	
2 -	1:40.756	50.959	2:31.715 (3)	70.44	2.141	15:10:12.814	
3 -	1:40.150	51.033	2:31.183 (2)	70.69	1.609	15:12:43.997	
4 -	1:39.656	49.918	2:29.574 (1)	71.45		15:15:13.571	

P6 67 R		Tony COE		Honda -			
IDEAL LAP TIME : 2:26.981		BEST LAP TIME : 2:26.981		DIFFERENCE : 0.000			
LAP	SECTOR 1	SECTOR 2	LAP TIME	MPH	DIFF	TIME OF DAY	
1 -		50.514	2:41.836	66.04	14.855	15:07:45.011	
2 -	1:43.379	50.181	2:33.560 (3)	69.60	6.579	15:10:18.571	
3 -	1:40.470	50.139	2:30.609 (2)	70.96	3.628	15:12:49.180	
4 -	1:38.045	48.936	2:26.981 (1)	72.71		15:15:16.161	

P7 47		Mark TROWELL		Yamaha - ELP Racing			
IDEAL LAP TIME : 2:32.205		BEST LAP TIME : 2:32.205		DIFFERENCE : 0.000			
LAP	SECTOR 1	SECTOR 2	LAP TIME	MPH	DIFF	TIME OF DAY	
1 -		51.485	2:41.299	66.26	9.094	15:07:44.474	
2 -	1:44.149	51.669	2:35.818 (3)	68.59	3.613	15:10:20.292	
3 -	1:42.299	51.122	2:33.421 (2)	69.66	1.216	15:12:53.713	
4 -	1:41.262	50.943	2:32.205 (1)	70.22		15:15:25.918	

Weather / Track : Cloudy / Wet

Snetterton 300

Circuit Length = 2.9689 miles

Start: 15:05 Flag 15:14 End: 15:17

BMCRC - MRO Championships 2016 - Rnd 9 @ Snetterton 300

Thunderbike Sport & Rookie Minitwins

RACE 3 - SECTOR ANALYSIS

SECTOR 1 = FL to I1, SECTOR 2 = I1 to FL, DIFF = Difference To Personal Best Lap

P8 57 Paul FISHER		Kawasaki -				
IDEAL LAP TIME : 2:33.482		BEST LAP TIME : 2:33.482		DIFFERENCE : 0.000		
LAP	SECTOR 1	SECTOR 2	LAP TIME	MPH	DIFF	TIME OF DAY
1 -		52.445	2:44.014	65.16	10.532	15:07:47.189
2 -	1:42.460	51.869	2:34.329 (2)	69.25	0.847	15:10:21.518
3 -	1:42.571	51.882	2:34.453 (3)	69.19	0.971	15:12:55.971
4 -	1:42.127	51.355	2:33.482 (1)	69.63		15:15:29.453

P9 66 Mark SMITH		Suzuki - Nick&Brian Scott fisheries				
IDEAL LAP TIME : 2:35.690		BEST LAP TIME : 2:35.690		DIFFERENCE : 0.000		
LAP	SECTOR 1	SECTOR 2	LAP TIME	MPH	DIFF	TIME OF DAY
1 -		52.421	2:44.733	64.88	9.043	15:07:47.908
2 -	1:43.549	52.141	2:35.690 (1)	68.64		15:10:23.598
3 -	1:45.022	52.491	2:37.513 (3)	67.85	1.823	15:13:01.111
4 -	1:45.039	52.366	2:37.405 (2)	67.90	1.715	15:15:38.516

P10 23 Claire BECKETT		Suzuki -				
IDEAL LAP TIME : 2:35.220		BEST LAP TIME : 2:35.220		DIFFERENCE : 0.000		
LAP	SECTOR 1	SECTOR 2	LAP TIME	MPH	DIFF	TIME OF DAY
1 -		52.588	2:46.214	64.30	10.994	15:07:49.389
2 -	1:45.050	52.557	2:37.607 (3)	67.81	2.387	15:10:26.996
3 -	1:43.760	53.006	2:36.766 (2)	68.17	1.546	15:13:03.762
4 -	1:43.696	51.524	2:35.220 (1)	68.85		15:15:38.982

P11 42 RMT Gary CARLIN		Suzuki -				
IDEAL LAP TIME : 2:23.206		BEST LAP TIME : 2:23.206		DIFFERENCE : 0.000		
LAP	SECTOR 1	SECTOR 2	LAP TIME	MPH	DIFF	TIME OF DAY
1 -		48.019	3:29.240	51.08	1:06.034	15:08:32.415
2 -	1:35.876	48.583	2:24.459 (3)	73.98	1.253	15:10:56.874
3 -	1:35.709	48.350	2:24.059 (2)	74.19	0.853	15:13:20.933
4 -	1:35.471	47.735	2:23.206 (1)	74.63		15:15:44.139

P12 175 RMT Richard TYRER		Suzuki -				
IDEAL LAP TIME : 2:23.308		BEST LAP TIME : 2:23.308		DIFFERENCE : 0.000		
LAP	SECTOR 1	SECTOR 2	LAP TIME	MPH	DIFF	TIME OF DAY
1 -		49.904	3:33.264	50.11	1:09.956	15:08:36.439
2 -	1:36.148	49.039	2:25.187 (2)	73.61	1.879	15:11:01.626
3 -	1:34.986	48.322	2:23.308 (1)	74.58		15:13:24.934
4 -	1:37.333	49.174	2:26.507 (3)	72.95	3.199	15:15:51.441

P13 991 RMT Marc CUNNINGHAM		Suzuki -				
IDEAL LAP TIME : 2:23.817		BEST LAP TIME : 2:23.817		DIFFERENCE : 0.000		
LAP	SECTOR 1	SECTOR 2	LAP TIME	MPH	DIFF	TIME OF DAY
1 -		49.647	3:35.716	49.54	1:11.899	15:08:38.891
2 -	1:37.122	48.842	2:25.964 (3)	73.22	2.147	15:11:04.855
3 -	1:35.597	49.022	2:24.619 (2)	73.90	0.802	15:13:29.474
4 -	1:35.523	48.294	2:23.817 (1)	74.31		15:15:53.291

P14 113 RMT Sam ELKINS		Suzuki - Me Old Man				
IDEAL LAP TIME : 2:24.402		BEST LAP TIME : 2:24.402		DIFFERENCE : 0.000		
LAP	SECTOR 1	SECTOR 2	LAP TIME	MPH	DIFF	TIME OF DAY
1 -		48.600	3:34.003	49.94	1:09.601	15:08:37.178
2 -	1:37.949	48.502	2:26.451 (3)	72.98	2.049	15:11:03.629
3 -	1:36.942	49.168	2:26.110 (2)	73.15	1.708	15:13:29.739
4 -	1:36.531	47.871	2:24.402 (1)	74.01		15:15:54.141

Weather / Track : Cloudy / Wet

Snetterton 300

Circuit Length = 2.9689 miles

Start: 15:05 Flag 15:14 End: 15:17

BMCRC - MRO Championships 2016 - Rnd 9 @ Snetterton 300

Thunderbike Sport & Rookie Minitwins

RACE 3 - SECTOR ANALYSIS

SECTOR 1 = FL to I1, SECTOR 2 = I1 to FL, DIFF = Difference To Personal Best Lap

P15 471 RMT James LARTER		Suzuki - Malcolm Kidd Car & Commercials				
IDEAL LAP TIME : 2:24.486		BEST LAP TIME : 2:24.486		DIFFERENCE : 0.000		
LAP	SECTOR 1	SECTOR 2	LAP TIME	MPH	DIFF	TIME OF DAY
1 -		49.873	3:33.154	50.14	1:08.668	15:08:36.329
2 -	1:37.358	48.963	2:26.321 (2)	73.04	1.835	15:11:02.650
3 -	1:37.445	49.701	2:27.146 (3)	72.63	2.660	15:13:29.796
4 -	1:36.462	48.024	2:24.486 (1)	73.97		15:15:54.282

P16 76 R Elliot PINSON		Kawasaki - Mum, Dad, Gran & Grandad				
IDEAL LAP TIME : 2:39.160		BEST LAP TIME : 2:39.207		DIFFERENCE : 0.047		
LAP	SECTOR 1	SECTOR 2	LAP TIME	MPH	DIFF	TIME OF DAY
1 -		53.473	2:50.114	62.82	10.907	15:07:53.289
2 -	1:47.680	55.534	2:43.214 (3)	65.48	4.007	15:10:36.503
3 -	1:46.789	52.771	2:39.560 (2)	66.98	0.353	15:13:16.063
4 -	1:46.389	52.818	2:39.207 (1)	67.13		15:15:55.270

P17 147 RMT Thomas WATSON		Suzuki - Motorsportdays.com TEA Time Racing				
IDEAL LAP TIME : 2:25.046		BEST LAP TIME : 2:25.294		DIFFERENCE : 0.248		
LAP	SECTOR 1	SECTOR 2	LAP TIME	MPH	DIFF	TIME OF DAY
1 -		49.190	3:33.817	49.98	1:08.523	15:08:36.992
2 -	1:38.704	48.644	2:27.348 (3)	72.53	2.054	15:11:04.340
3 -	1:36.905	49.171	2:26.076 (2)	73.16	0.782	15:13:30.416
4 -	1:37.153	48.141	2:25.294 (1)	73.56		15:15:55.710

P18 24 RMT Alex SIMMONS		Suzuki - Westcountry Windings				
IDEAL LAP TIME : 2:31.751		BEST LAP TIME : 2:31.978		DIFFERENCE : 0.227		
LAP	SECTOR 1	SECTOR 2	LAP TIME	MPH	DIFF	TIME OF DAY
1 -		51.064	3:41.063	48.34	1:09.085	15:08:44.238
2 -	1:41.327	50.907	2:32.234 (2)	70.20	0.256	15:11:16.472
3 -	1:41.554	50.424	2:31.978 (1)	70.32		15:13:48.450
4 -	1:42.216	52.057	2:34.273 (3)	69.28	2.295	15:16:22.723

P19 73 RMT Dror GENSLER		Suzuki -				
IDEAL LAP TIME : 2:37.245		BEST LAP TIME : 2:37.889		DIFFERENCE : 0.644		
LAP	SECTOR 1	SECTOR 2	LAP TIME	MPH	DIFF	TIME OF DAY
1 -		53.872	3:47.026	47.07	1:09.137	15:08:50.201
2 -	1:44.368	53.521	2:37.889 (1)	67.69		15:11:28.090
3 -	1:45.229	52.877	2:38.106 (2)	67.60	0.217	15:14:06.196
4 -	1:46.737	53.922	2:40.659 (3)	66.52	2.770	15:16:46.855

P20 143 RMT Robert DAVIE		Suzuki -				
IDEAL LAP TIME : 2:45.083		BEST LAP TIME : 2:45.083		DIFFERENCE : 0.000		
LAP	SECTOR 1	SECTOR 2	LAP TIME	MPH	DIFF	TIME OF DAY
1 -		56.535	3:55.830	45.32	1:10.747	15:08:59.005
2 -	1:50.068	55.015	2:45.083 (1)	64.74		15:11:44.088
3 -	1:50.271	55.940	2:46.211 (2)	64.30	1.128	15:14:30.299
4 -	1:56.656	56.479	2:53.135 (3)	61.73	8.052	15:17:23.434

P21 959 RMT James HOLLINS		Suzuki - J&S Accessories				
IDEAL LAP TIME : 2:37.994		BEST LAP TIME : 2:37.994		DIFFERENCE : 0.000		
LAP	SECTOR 1	SECTOR 2	LAP TIME	MPH	DIFF	TIME OF DAY
1 -		53.258	3:47.687	46.94	1:09.693	15:08:50.862
2 -	1:44.913	53.081	2:37.994 (1)	67.64		15:11:28.856
3 -	2:02.891	57.645	3:00.536 (3)	59.20	22.542	15:14:29.392
4 -	1:59.838	57.534	2:57.372 (2)	60.25	19.378	15:17:26.764

Weather / Track : Cloudy / Wet

Snetterton 300

Circuit Length = 2.9689 miles

Start: 15:05 Flag 15:14 End: 15:17

BMCRC - MRO Championships 2016 - Rnd 9 @ Snetterton 300

Thunderbike Sport & Rookie Minitwins

RACE 3 - SECTOR ANALYSIS

SECTOR 1 = FL to I1, SECTOR 2 = I1 to FL, DIFF = Difference To Personal Best Lap

P22 728 RMT David DOWNING		Suzuki -				
IDEAL LAP TIME : 2:48.817		BEST LAP TIME : 2:48.817		DIFFERENCE : 0.000		
LAP	SECTOR 1	SECTOR 2	LAP TIME	MPH	DIFF	TIME OF DAY
1 -		57.645	4:01.458	44.26	1:12.641	15:09:04.633
2 -	1:54.230	57.225	2:51.455 (2)	62.33	2.638	15:11:56.088
3 -	1:52.598	56.219	2:48.817 (1)	63.31		15:14:44.905
4 -	1:55.729	57.187	2:52.916 (3)	61.81	4.099	15:17:37.821

P23 30 Andy BARTLETT		Laverda -				
IDEAL LAP TIME : 2:42.195		BEST LAP TIME : 2:43.180		DIFFERENCE : 0.985		
LAP	SECTOR 1	SECTOR 2	LAP TIME	MPH	DIFF	TIME OF DAY
1 -		54.263	2:48.723 (3)	63.34	5.543	15:07:51.898
2 -	1:47.932	56.477	2:44.409 (2)	65.00	1.229	15:10:36.307
3 -	1:48.116	55.064	2:43.180 (1)	65.49		15:13:19.487

P24 99 RMT Ben CATT		Suzuki -				
IDEAL LAP TIME : 2:22.604		BEST LAP TIME : 2:25.003		DIFFERENCE : 2.399		
LAP	SECTOR 1	SECTOR 2	LAP TIME	MPH	DIFF	TIME OF DAY
1 -		49.127	3:33.400 (2)	50.08	1:08.397	15:08:36.575
2 -	1:37.124	47.879	2:25.003 (1)	73.70		15:11:01.578

BMCRC - MRO Championships 2016 - Rnd 9 @ Snetterton 300

Thunderbike Sport & Rookie Minitwins

RACE 3 - BEST SECTORS

SECTOR 1			SECTOR 2			IDEAL / BEST COMPARISON						
POS	NO	NAME	TIME	NO	NAME	TIME	POS	NO	NAME	IDEAL	BEST	DIFF
									PERFECT LAP	2:22.460		
1	99	CATT	1:34.725	42	CARLIN	47.735	1	99	CATT	2:22.604	2:25.003	2.399
2	175	TYRER	1:34.986	113	ELKINS	47.871	2	42	CARLIN	2:23.206	2:23.206	0.000
3	42	CARLIN	1:35.471	99	CATT	47.879	3	175	TYRER	2:23.308	2:23.308	0.000
4	991	CUNNINGHAM	1:35.523	471	LARTER	48.024	4	991	CUNNINGHAM	2:23.817	2:23.817	0.000
5	471	LARTER	1:36.462	147	WATSON	48.141	5	113	ELKINS	2:24.402	2:24.402	0.000
6	113	ELKINS	1:36.531	444	WILLIAMS	48.165	6	471	LARTER	2:24.486	2:24.486	0.000
7	147	WATSON	1:36.905	991	CUNNINGHAM	48.294	7	147	WATSON	2:25.046	2:25.294	0.248
8	93	WALLIS	1:37.392	175	TYRER	48.322	8	93	WALLIS	2:26.396	2:26.982	0.586
9	67	COE	1:38.045	88	CARSON	48.863	9	444	WILLIAMS	2:26.951	2:26.951	0.000
10	88	CARSON	1:38.313	67	COE	48.936	10	67	COE	2:26.981	2:26.981	0.000
11	444	WILLIAMS	1:38.786	93	WALLIS	49.004	11	88	CARSON	2:27.176	2:27.176	0.000
12	48	WALLIS	1:39.656	72	MILLER	49.838	12	48	WALLIS	2:29.574	2:29.574	0.000
13	72	MILLER	1:39.775	48	WALLIS	49.918	13	72	MILLER	2:29.613	2:29.613	0.000
14	47	TROWELL	1:41.262	24	SIMMONS	50.424	14	24	SIMMONS	2:31.751	2:31.978	0.227
15	24	SIMMONS	1:41.327	47	TROWELL	50.943	15	47	TROWELL	2:32.205	2:32.205	0.000
16	57	FISHER	1:42.127	57	FISHER	51.355	16	57	FISHER	2:33.482	2:33.482	0.000
17	66	SMITH	1:43.549	23	BECKETT	51.524	17	23	BECKETT	2:35.220	2:35.220	0.000
18	23	BECKETT	1:43.696	66	SMITH	52.141	18	66	SMITH	2:35.690	2:35.690	0.000
19	73	GENSLER	1:44.368	76	PINSON	52.771	19	73	GENSLER	2:37.245	2:37.889	0.644
20	959	HOLLINS	1:44.913	73	GENSLER	52.877	20	959	HOLLINS	2:37.994	2:37.994	0.000
21	76	PINSON	1:46.389	959	HOLLINS	53.081	21	76	PINSON	2:39.160	2:39.207	0.047
22	30	BARTLETT	1:47.932	30	BARTLETT	54.263	22	30	BARTLETT	2:42.195	2:43.180	0.985
23	143	DAVIE	1:50.068	143	DAVIE	55.015	23	143	DAVIE	2:45.083	2:45.083	0.000
24	728	DOWNING	1:52.598	728	DOWNING	56.219	24	728	DOWNING	2:48.817	2:48.817	0.000
25												
26												
27												

Weather / Track : Cloudy / Wet

Results can be found at www.tsl-timing.com

Snetterton 300

Circuit Length = 2.9689 miles

Start: 15:05 Flag 15:14 End: 15:17

Printed - 15:19 Saturday, 17 September 2016

BMCRC - MRO Championships 2016 - Rnd 9 @ Snetterton 300

Thunderbike Sport & Rookie Minitwins

RACE 1 - CLASSIFICATION



POS	NO	CL	PIC NAME	ENTRY	LAPS	TIME	GAP	DIFF	MPH	BEST	ON
1	43		1 Colin WALKLEY	Kawasaki - ELP Racing	6	13:16.260			80.53	2:10.794	4
2	47		2 Mark TROWELL	Yamaha - ELP Racing	6	13:18.991	2.731	2.731	80.26	2:08.921	5
3	88		3 David CARSON	Kawasaki - www.TwoDavesRacing.com	6	13:25.417	9.157	6.426	79.62	2:11.731	5
4	93		4 Jack WALLIS	Suzuki - Grumpdad and Watling Tyres	6	13:26.293	10.033	0.876	79.53	2:12.547	6
5	67	R	1 Tony COE	Honda -	6	13:27.695	11.435	1.402	79.39	2:12.189	4
6	444		5 Mark WILLIAMS	Suzuki - F.C.I. MOTORCYCLES	6	13:28.279	12.019	0.584	79.33	2:12.497	5
7	48		6 Shaun WALLIS	Suzuki - Watling Tyres	6	13:28.418	12.158	0.139	79.32	2:12.345	4
8	186		7 Paul WITHERINGTON	Suzuki - P&R plumbing	6	13:30.644	14.384	2.226	79.10	2:12.591	3
9	65		8 Ian SOILLEUX	Suzuki - Soltech (Southwest)	6	13:48.047	31.787	17.403	77.44	2:13.344	5
10	3		9 Marcus NEWALL	Yamaha - Mum & Dad	6	13:49.293	33.033	1.246	77.32	2:13.950	6
11	81		10 Malvern MAY	Ducati -	6	13:50.033	33.773	0.740	77.26	2:13.467	6
12	192	R	2 Benjamin ROWSWELL	Suzuki - DRM. Isenhurst.	6	13:58.722	42.462	8.689	76.45	2:16.662	5
13	32		11 Chris THAY	Suzuki - Scell-it uk	6	14:01.508	45.248	2.786	76.20	2:17.333	6
14	66		12 Mark SMITH	Suzuki - Nick&Brian Scott fisheries	6	14:03.229	46.969	1.721	76.05	2:17.790	4
15	72		13 Kevin MILLER	Suzuki - Mechanical Air Supplies Ltd	6	14:04.151	47.891	0.922	75.96	2:17.605	6
16	471	RMT	1 James LARTER	Suzuki - Malcolm Kidd Car & Commercials	6	14:05.832	49.572	1.681	75.81	2:09.088	5
17	991	RMT	2 Marc CUNNINGHAM	Suzuki -	6	14:15.855	59.595	10.023	74.92	2:10.234	6
18	113	RMT	3 Sam ELKINS	Suzuki - Me Old Man	6	14:17.085	1:00.825	1.230	74.82	2:10.162	6
19	147	RMT	4 Thomas WATSON	Suzuki - Motorsportdays.com TEA Time Racing	6	14:17.659	1:01.399	0.574	74.77	2:10.649	6
20	175	RMT	5 Richard TYRER	Suzuki -	6	14:25.402	1:09.142	7.743	74.10	2:12.717	5
21	49		14 Robert BEAN	Kawasaki -	6	14:26.599	1:10.339	1.197	74.00	2:20.974	5
22	247		15 Allan CLARK	Kawasaki - A Clark & Sons Builders	6	14:28.631	1:12.371	2.032	73.82	2:20.443	5
23	77		16 Ray PETTY	Kawasaki - Gray Adams	6	14:32.043	1:15.783	3.412	73.53	2:21.474	4
24	57		17 Paul FISHER	Kawasaki -	6	14:32.055	1:15.795	0.012	73.53	2:22.519	6
25	23		18 Claire BECKETT	Suzuki -	6	14:32.948	1:16.688	0.893	73.46	2:21.977	6
26	42	RMT	6 Gary CARLIN	Suzuki -	6	14:33.649	1:17.389	0.701	73.40	2:13.932	4
27	76	R	3 Elliot PINSON	Kawasaki - Mum, Dad, Gran & Grandad	6	14:33.733	1:17.473	0.084	73.39	2:21.960	6
28	24	RMT	7 Alex SIMMONS	Suzuki - Westcountry Windings	6	14:41.828	1:25.568	8.095	72.72	2:15.014	2
29	99	RMT	8 Ben CATT	Suzuki -	6	14:51.157	1:34.897	9.329	71.96	2:16.728	2
30	155	RMT	9 Richard HARRIS	Suzuki - HP Racing	5	13:26.246	1 Lap	1 Lap	66.28	2:25.539	5
31	73	RMT	10 Dror GENSLER	Suzuki -	5	13:27.265	1 Lap	1.019	66.19	2:26.451	5
32	143	RMT	11 Robert DAVIE	Suzuki -	5	13:31.349	1 Lap	4.084	65.86	2:27.772	4
33	16	RMT	12 Geoff LANSDELL	Suzuki - EPG Domestic	5	13:34.964	1 Lap	3.615	65.57	2:28.130	5
34	959	RMT	13 James HOLLINS	Suzuki - J&S Accessories	5	14:03.955	1 Lap	28.991	63.32	2:33.931	3

NOT CLASSIFIED

DNF	728	RMT	David DOWNING	Suzuki -	3	8:44.691	3 Laps	2 Laps	61.11	2:31.088	3
DNF	123		Tham EVANS	HONDA - Vanilla Electronics	2	5:00.547	4 Laps	1 Lap	71.12	2:27.170	2
DNF	50		Steve YOUNG	Suzuki - Cadmatic Engineering	2	5:01.167	4 Laps	0.620	70.97	2:25.096	2
DNF	74	RMT	Daniel SINGLETON	Suzuki - SDC	2	5:25.860	4 Laps	24.693	65.59	2:09.334	2

FASTEST LAP

47			Mark TROWELL	Yamaha - ELP Racing	5	2:08.921		82.90 mph	133.42 kph
471	RMT		James LARTER	Suzuki - Malcolm Kidd Car & Commercials	5	2:09.088		82.79 mph	133.24 kph
67	R		Tony COE	Honda -	4	2:12.189		80.85 mph	130.12 kph

Class - 90% of Race Speed = 72.47 mph
 Class R - 90% of Race Speed = 71.45 mph
 Class RMT - 90% of Race Speed = 68.22 mph

Weather / Track : Cloudy / Dry

These results are provisional until the conclusion of any judicial and technical matters.

Snetterton 300

Circuit Length = 2.9689 miles

Start: 10:57 Flag 11:10 End: 11:12

Clerk Of Course :	Timekeeper :
-------------------	--------------

BMCRC - MRO Championships 2016 - Rnd 9 @ Snetterton 300

Thunderbike Sport & Rookie Minitwins

RACE 1 - LAP CHART

LAP 1 @ 10:59:25.791

NO	BEHIND	LAP TIME
88		2:20.045
93	0.495	2:20.540
444	0.727	2:20.772
67	1.191	2:21.236
43	1.337	2:21.382
47	2.371	2:22.416
48	2.449	2:22.494
186	3.273	2:23.318
72	5.498	2:25.543
66	5.593	2:25.638
3	7.263	2:27.308
192	8.343	2:28.388
65	8.439	2:28.484
49	8.501	2:28.546
81	8.966	2:29.011
32	9.636	2:29.681
57	11.778	2:31.823
23	12.718	2:32.763
123	13.332	2:33.377
76	14.059	2:34.104
77	14.479	2:34.524
50	16.026	2:36.071
247	20.557	2:40.602
471	54.465	3:14.510
74	56.481	3:16.526
991	56.551	3:16.596
147	57.387	3:17.432
175	58.071	3:18.116
42	58.168	3:18.213
113	58.342	3:18.387
24	58.862	3:18.907
99	1:01.969	3:22.014
73	1:13.077	3:33.122
155	1:13.760	3:33.805
143	1:16.515	3:36.560
959	1:17.782	3:37.827
16	1:18.333	3:38.378
728	1:19.351	3:39.396

LAP 2 @ 11:01:38.166

NO	BEHIND	LAP TIME
43		2:11.038
93	2.069	2:13.949
88	2.176	2:14.551
67	3.984	2:15.168
444	4.356	2:16.004
48	4.841	2:14.767
186	4.966	2:14.068
47	6.679	2:16.683
66	12.590	2:19.372
72	13.705	2:20.582
3	14.790	2:19.902
81	15.347	2:18.756
65	15.610	2:19.546
192	15.782	2:19.814
32	17.617	2:20.356
57	24.213	2:24.810
23	25.131	2:24.788
49	26.572	2:30.446
123	28.127	2:27.170
76	28.495	2:26.811
77	28.543	2:26.439

50	28.747	2:25.096
247	31.225	2:23.043
471	53.034	2:10.944
74	53.440	2:09.334
991	56.930	2:12.754
147	57.052	2:12.040
113	58.526	2:12.559
42	1:00.273	2:14.480
175	1:00.689	2:14.993
24	1:01.501	2:15.014
99	1:06.322	2:16.728
155	1:29.531	2:28.146
73	1:29.848	2:29.146
143	1:33.143	2:29.003
16	1:34.870	2:28.912
728	1:41.183	2:34.207
959	1:41.631	2:36.224

LAP 3 @ 11:03:49.191

NO	BEHIND	LAP TIME
43		2:11.025
88	3.934	2:12.783
93	4.768	2:13.724
67	5.783	2:12.824
47	6.398	2:10.744
444	6.421	2:13.090
186	6.532	2:12.591
48	7.819	2:14.003
65	20.246	2:15.661
66	20.962	2:19.397
3	21.937	2:18.172
72	22.060	2:19.380
81	22.114	2:17.792
192	23.844	2:19.087
32	24.939	2:18.347
57	37.689	2:24.501
49	38.399	2:22.852
23	38.465	2:24.359
77	41.071	2:23.553
247	41.618	2:21.418
76	42.366	2:24.896
471	54.482	2:12.473
991	58.866	2:12.961
147	59.007	2:12.980
113	1:00.047	2:12.546
175	1:03.132	2:13.468
42	1:03.974	2:14.726
24	1:06.260	2:15.784
99	1:13.355	2:18.058
155	1:48.518	2:30.012
73	1:49.942	2:31.119
143	1:50.739	2:28.621
16	1:54.349	2:30.504
728	2:01.246	2:31.088
959	2:04.537	2:33.931

LAP 4 @ 11:05:59.985

NO	BEHIND	LAP TIME
43		2:10.794
47	5.715	2:10.111
88	5.814	2:12.674
93	6.641	2:12.667
67	7.178	2:12.189
444	8.695	2:13.068

186	8.761	2:13.023
48	9.370	2:12.345
65	25.282	2:15.830
3	26.976	2:15.833
66	27.958	2:17.790
81	28.046	2:16.726
72	30.315	2:19.049
192	30.483	2:17.433
32	31.786	2:17.641
49	50.259	2:22.654
57	51.067	2:24.172
77	51.751	2:21.474
23	52.054	2:24.383
247	52.294	2:21.470
471	52.801	2:09.113
76	53.792	2:22.220
147	59.780	2:11.567
991	1:00.403	2:12.331
113	1:00.950	2:11.697
175	1:05.455	2:13.117
42	1:07.112	2:13.932
24	1:10.717	2:15.251
99	1:20.908	2:18.347
155	2:06.468	2:28.744
73	2:06.575	2:27.427
143	2:07.717	2:27.772

LAP 5 @ 11:08:11.163

NO	BEHIND	LAP TIME
43		2:11.178
16	1 Lap	2:29.040
47	3.458	2:08.921
88	6.367	2:11.731
93	8.329	2:12.866
67	9.372	2:13.372
444	10.014	2:12.497
186	10.459	2:12.876
48	10.637	2:12.445
959	1 Lap	2:37.226
65	27.448	2:13.344
3	29.926	2:14.128
81	31.149	2:14.281
192	35.967	2:16.662
32	38.758	2:18.150
66	39.821	2:23.041
72	41.129	2:21.992
471	50.711	2:09.088
49	1:00.055	2:20.974
991	1:00.204	2:10.979
113	1:01.506	2:11.734
247	1:01.559	2:20.443
147	1:01.593	2:12.991
77	1:03.523	2:22.950
57	1:04.119	2:24.230
23	1:05.554	2:24.678
76	1:06.356	2:23.742
175	1:06.994	2:12.717
42	1:11.572	2:15.638
24	1:15.864	2:16.325
99	1:28.368	2:18.638

LAP 6 @ 11:10:22.006

NO	BEHIND	LAP TIME
43		2:10.843

47	2.731	2:10.116
88	9.157	2:13.633
155	1 Lap	2:25.539
93	10.033	2:12.547
73	1 Lap	2:26.451
67	11.435	2:12.906
444	12.019	2:12.848
48	12.158	2:12.364
186	14.384	2:14.768
143	1 Lap	2:29.393
16	1 Lap	2:28.130
65	31.787	2:15.182
3	33.033	2:13.950
81	33.773	2:13.467
192	42.462	2:17.338
32	45.248	2:17.333
66	46.969	2:17.991
959	1 Lap	2:38.747
72	47.891	2:17.605
471	49.572	2:09.704
991	59.595	2:10.234
113	1:00.825	2:10.162
147	1:01.399	2:10.649
175	1:09.142	2:12.991
49	1:10.339	2:21.127
247	1:12.371	2:21.655
77	1:15.783	2:23.103
57	1:15.795	2:22.519
23	1:16.688	2:21.977
42	1:17.389	2:16.660
76	1:17.473	2:21.960
24	1:25.568	2:20.547
99	1:34.897	2:17.372

Weather / Track : Cloudy / Dry

Snetterton 300
Circuit Length = 2.9689 miles
Start: 10:57 Flag 11:10 End: 11:12

Results can be found at www.tsl-timing.com

Printed - 11:15 Sunday, 18 September 2016

BMCRC - MRO Championships 2016 - Rnd 9 @ Snetterton 300

Thunderbike Sport & Rookie Minitwins

RACE 1 - SECTOR ANALYSIS

SECTOR 1 = FL to I1, SECTOR 2 = I1 to FL, DIFF = Difference To Personal Best Lap

P1 43		Colin WALKEY		Kawasaki - ELP Racing		
IDEAL LAP TIME : 2:10.103		BEST LAP TIME : 2:10.794		DIFFERENCE : 0.691		
LAP	SECTOR 1	SECTOR 2	LAP TIME	MPH	DIFF	TIME OF DAY
1 -		44.152	2:21.382	75.59	10.588	10:59:27.128
2 -	1:27.613	43.425	2:11.038	81.56	0.244	11:01:38.166
3 -	1:27.354	43.671	2:11.025 (3)	81.57	0.231	11:03:49.191
4 -	1:27.562	43.232	2:10.794 (1)	81.71		11:05:59.985
5 -	1:26.964	44.214	2:11.178	81.47	0.384	11:08:11.163
6 -	1:26.871	43.972	2:10.843 (2)	81.68	0.049	11:10:22.006

P2 47		Mark TROWELL		Yamaha - ELP Racing		
IDEAL LAP TIME : 2:08.550		BEST LAP TIME : 2:08.921		DIFFERENCE : 0.371		
LAP	SECTOR 1	SECTOR 2	LAP TIME	MPH	DIFF	TIME OF DAY
1 -		44.863	2:22.416	75.04	13.495	10:59:28.162
2 -	1:27.834	48.849	2:16.683	78.19	7.762	11:01:44.845
3 -	1:26.754	43.990	2:10.744	81.74	1.823	11:03:55.589
4 -	1:27.351	42.760	2:10.111 (2)	82.14	1.190	11:06:05.700
5 -	1:25.790	43.131	2:08.921 (1)	82.90		11:08:14.621
6 -	1:27.064	43.052	2:10.116 (3)	82.14	1.195	11:10:24.737

P3 88		David CARSON		Kawasaki - www.TwoDavesRacing.com		
IDEAL LAP TIME : 2:11.731		BEST LAP TIME : 2:11.731		DIFFERENCE : 0.000		
LAP	SECTOR 1	SECTOR 2	LAP TIME	MPH	DIFF	TIME OF DAY
1 -		44.758	2:20.045	76.31	8.314	10:59:25.791
2 -	1:29.613	44.938	2:14.551	79.43	2.820	11:01:40.342
3 -	1:28.138	44.645	2:12.783 (3)	80.49	1.052	11:03:53.125
4 -	1:28.190	44.484	2:12.674 (2)	80.55	0.943	11:06:05.799
5 -	1:27.455	44.276	2:11.731 (1)	81.13		11:08:17.530
6 -	1:27.980	45.653	2:13.633	79.98	1.902	11:10:31.163

P4 93		Jack WALLIS		Suzuki - Grumpdad and Watling Tyres		
IDEAL LAP TIME : 2:11.689		BEST LAP TIME : 2:12.547		DIFFERENCE : 0.858		
LAP	SECTOR 1	SECTOR 2	LAP TIME	MPH	DIFF	TIME OF DAY
1 -		45.260	2:20.540	76.04	7.993	10:59:26.286
2 -	1:28.675	45.274	2:13.949	79.79	1.402	11:01:40.235
3 -	1:28.924	44.800	2:13.724	79.92	1.177	11:03:53.959
4 -	1:28.069	44.598	2:12.667 (2)	80.56	0.120	11:06:06.626
5 -	1:27.483	45.383	2:12.866 (3)	80.44	0.319	11:08:19.492
6 -	1:27.091	45.456	2:12.547 (1)	80.63		11:10:32.039

P5 67 R		Tony COE		Honda -		
IDEAL LAP TIME : 2:11.836		BEST LAP TIME : 2:12.189		DIFFERENCE : 0.353		
LAP	SECTOR 1	SECTOR 2	LAP TIME	MPH	DIFF	TIME OF DAY
1 -		44.831	2:21.236	75.67	9.047	10:59:26.982
2 -	1:29.450	45.718	2:15.168	79.07	2.979	11:01:42.150
3 -	1:27.884	44.940	2:12.824 (2)	80.46	0.635	11:03:54.974
4 -	1:28.237	43.952	2:12.189 (1)	80.85		11:06:07.163
5 -	1:28.300	45.072	2:13.372	80.13	1.183	11:08:20.535
6 -	1:27.910	44.996	2:12.906 (3)	80.41	0.717	11:10:33.441

P6 444		Mark WILLIAMS		Suzuki - F.C.I MOTORCYCLES		
IDEAL LAP TIME : 2:11.680		BEST LAP TIME : 2:12.497		DIFFERENCE : 0.817		
LAP	SECTOR 1	SECTOR 2	LAP TIME	MPH	DIFF	TIME OF DAY
1 -		44.572	2:20.772	75.92	8.275	10:59:26.518
2 -	1:30.444	45.560	2:16.004	78.58	3.507	11:01:42.522
3 -	1:28.643	44.447	2:13.090	80.30	0.593	11:03:55.612
4 -	1:28.879	44.189	2:13.068 (3)	80.32	0.571	11:06:08.680
5 -	1:27.491	45.006	2:12.497 (1)	80.66		11:08:21.177

Snetterton 300

Circuit Length = 2.9689 miles

Start: 10:57 Flag 11:10 End: 11:12

Weather / Track : Cloudy / Dry

BMCRC - MRO Championships 2016 - Rnd 9 @ Snetterton 300

Thunderbike Sport & Rookie Minitwins

RACE 1 - SECTOR ANALYSIS

SECTOR 1 = FL to I1, SECTOR 2 = I1 to FL, DIFF = Difference To Personal Best Lap

6 - 1:27.814 45.034 2:12.848 (2) 80.45 0.351 11:10:34.025

P7 48		Shaun WALLIS		Suzuki - Watling Tyres			
IDEAL LAP TIME : 2:11.650		BEST LAP TIME : 2:12.345		DIFFERENCE : 0.695			
LAP	SECTOR 1	SECTOR 2	LAP TIME	MPH	DIFF	TIME OF DAY	
1 -		45.620	2:22.494	75.00	10.149	10:59:28.240	
2 -	1:29.137	45.630	2:14.767	79.30	2.422	11:01:43.007	
3 -	1:28.980	45.023	2:14.003	79.76	1.658	11:03:57.010	
4 -	1:28.402	43.943	2:12.345 (1)	80.75		11:06:09.355	
5 -	1:27.707	44.738	2:12.445 (3)	80.69	0.100	11:08:21.800	
6 -	1:27.895	44.469	2:12.364 (2)	80.74	0.019	11:10:34.164	

P8 186		Paul WITHERINGTON		Suzuki - P&R plumbing			
IDEAL LAP TIME : 2:11.644		BEST LAP TIME : 2:12.591		DIFFERENCE : 0.947			
LAP	SECTOR 1	SECTOR 2	LAP TIME	MPH	DIFF	TIME OF DAY	
1 -		44.632	2:23.318	74.57	10.727	10:59:29.064	
2 -	1:28.530	45.538	2:14.068	79.72	1.477	11:01:43.132	
3 -	1:28.231	44.360	2:12.591 (1)	80.60		11:03:55.723	
4 -	1:28.941	44.082	2:13.023 (3)	80.34	0.432	11:06:08.746	
5 -	1:27.562	45.314	2:12.876 (2)	80.43	0.285	11:08:21.622	
6 -	1:28.721	46.047	2:14.768	79.30	2.177	11:10:36.390	

P9 65		Ian SOILLEUX		Suzuki - Soltech (Southwest)			
IDEAL LAP TIME : 2:13.344		BEST LAP TIME : 2:13.344		DIFFERENCE : 0.000			
LAP	SECTOR 1	SECTOR 2	LAP TIME	MPH	DIFF	TIME OF DAY	
1 -		47.864	2:28.484	71.98	15.140	10:59:34.230	
2 -	1:32.632	46.914	2:19.546	76.59	6.202	11:01:53.776	
3 -	1:30.075	45.586	2:15.661 (3)	78.78	2.317	11:04:09.437	
4 -	1:30.045	45.785	2:15.830	78.68	2.486	11:06:25.267	
5 -	1:28.481	44.863	2:13.344 (1)	80.15		11:08:38.611	
6 -	1:29.718	45.464	2:15.182 (2)	79.06	1.838	11:10:53.793	

P10 3		Marcus NEWALL		Yamaha - Mum & Dad			
IDEAL LAP TIME : 2:13.950		BEST LAP TIME : 2:13.950		DIFFERENCE : 0.000			
LAP	SECTOR 1	SECTOR 2	LAP TIME	MPH	DIFF	TIME OF DAY	
1 -		47.155	2:27.308	72.55	13.358	10:59:33.054	
2 -	1:33.174	46.728	2:19.902	76.39	5.952	11:01:52.956	
3 -	1:31.527	46.645	2:18.172	77.35	4.222	11:04:11.128	
4 -	1:30.056	45.777	2:15.833 (3)	78.68	1.883	11:06:26.961	
5 -	1:28.841	45.287	2:14.128 (2)	79.68	0.178	11:08:41.089	
6 -	1:28.782	45.168	2:13.950 (1)	79.79		11:10:55.039	

P11 81		Malvern MAY		Ducati -			
IDEAL LAP TIME : 2:13.396		BEST LAP TIME : 2:13.467		DIFFERENCE : 0.071			
LAP	SECTOR 1	SECTOR 2	LAP TIME	MPH	DIFF	TIME OF DAY	
1 -		46.865	2:29.011	71.72	15.544	10:59:34.757	
2 -	1:32.097	46.659	2:18.756	77.02	5.289	11:01:53.513	
3 -	1:31.160	46.632	2:17.792	77.56	4.325	11:04:11.305	
4 -	1:31.270	45.456	2:16.726 (3)	78.17	3.259	11:06:28.031	
5 -	1:29.462	44.819	2:14.281 (2)	79.59	0.814	11:08:42.312	
6 -	1:28.577	44.890	2:13.467 (1)	80.08		11:10:55.779	

P12 192 R		Benjamin ROWSWELL		Suzuki - DRM. Isenhurst.			
IDEAL LAP TIME : 2:16.146		BEST LAP TIME : 2:16.662		DIFFERENCE : 0.516			
LAP	SECTOR 1	SECTOR 2	LAP TIME	MPH	DIFF	TIME OF DAY	
1 -		47.008	2:28.388	72.02	11.726	10:59:34.134	
2 -	1:32.760	47.054	2:19.814	76.44	3.152	11:01:53.948	
3 -	1:32.862	46.225	2:19.087	76.84	2.425	11:04:13.035	

Snetterton 300

Circuit Length = 2.9689 miles

Start: 10:57 Flag 11:10 End: 11:12

Weather / Track : Cloudy / Dry

BMCRC - MRO Championships 2016 - Rnd 9 @ Snetterton 300

Thunderbike Sport & Rookie Minitwins

RACE 1 - SECTOR ANALYSIS

SECTOR 1 = FL to I1, SECTOR 2 = I1 to FL, DIFF = Difference To Personal Best Lap

4 -	1:31.666	45.767	2:17.433 (3)	77.76	0.771	11:06:30.468
5 -	1:30.527	46.135	2:16.662 (1)	78.20		11:08:47.130
6 -	1:30.379	46.959	2:17.338 (2)	77.82	0.676	11:11:04.468

P13 32	Chris THAY	Suzuki - Scell-it uk				
IDEAL LAP TIME : 2:16.868	BEST LAP TIME : 2:17.333	DIFFERENCE : 0.465				
LAP	SECTOR 1	SECTOR 2	LAP TIME	MPH	DIFF	TIME OF DAY
1 -		46.685	2:29.681	71.40	12.348	10:59:35.427
2 -	1:33.309	47.047	2:20.356	76.14	3.023	11:01:55.783
3 -	1:32.186	46.161	2:18.347	77.25	1.014	11:04:14.130
4 -	1:31.777	45.864	2:17.641 (2)	77.65	0.308	11:06:31.771
5 -	1:31.718	46.432	2:18.150 (3)	77.36	0.817	11:08:49.921
6 -	1:31.004	46.329	2:17.333 (1)	77.82		11:11:07.254

P14 66	Mark SMITH	Suzuki - Nick&Brian Scott fisheries				
IDEAL LAP TIME : 2:16.272	BEST LAP TIME : 2:17.790	DIFFERENCE : 1.518				
LAP	SECTOR 1	SECTOR 2	LAP TIME	MPH	DIFF	TIME OF DAY
1 -		46.165	2:25.638	73.38	7.848	10:59:31.384
2 -	1:32.431	46.941	2:19.372 (3)	76.68	1.582	11:01:50.756
3 -	1:32.546	46.851	2:19.397	76.67	1.607	11:04:10.153
4 -	1:31.472	46.318	2:17.790 (1)	77.56		11:06:27.943
5 -	1:30.107	52.934	2:23.041	74.72	5.251	11:08:50.984
6 -	1:31.343	46.648	2:17.991 (2)	77.45	0.201	11:11:08.975

P15 72	Kevin MILLER	Suzuki - Mechanical Air Supplies Ltd				
IDEAL LAP TIME : 2:17.605	BEST LAP TIME : 2:17.605	DIFFERENCE : 0.000				
LAP	SECTOR 1	SECTOR 2	LAP TIME	MPH	DIFF	TIME OF DAY
1 -		47.043	2:25.543	73.43	7.938	10:59:31.289
2 -	1:33.389	47.193	2:20.582	76.02	2.977	11:01:51.871
3 -	1:32.163	47.217	2:19.380 (3)	76.68	1.775	11:04:11.251
4 -	1:32.306	46.743	2:19.049 (2)	76.86	1.444	11:06:30.300
5 -	1:33.227	48.765	2:21.992	75.27	4.387	11:08:52.292
6 -	1:31.078	46.527	2:17.605 (1)	77.67		11:11:09.897

P16 471 RMT	James LARTER	Suzuki - Malcolm Kidd Car & Commercials				
IDEAL LAP TIME : 2:08.813	BEST LAP TIME : 2:09.088	DIFFERENCE : 0.275				
LAP	SECTOR 1	SECTOR 2	LAP TIME	MPH	DIFF	TIME OF DAY
1 -		44.340	3:14.510	54.94	1:05.422	11:00:20.256
2 -	1:26.895	44.049	2:10.944	81.62	1.856	11:02:31.200
3 -	1:27.875	44.598	2:12.473	80.68	3.385	11:04:43.673
4 -	1:26.073	43.040	2:09.113 (2)	82.78	0.025	11:06:52.786
5 -	1:26.025	43.063	2:09.088 (1)	82.79		11:09:01.874
6 -	1:25.773	43.931	2:09.704 (3)	82.40	0.616	11:11:11.578

P17 991 RMT	Marc CUNNINGHAM	Suzuki -				
IDEAL LAP TIME : 2:10.234	BEST LAP TIME : 2:10.234	DIFFERENCE : 0.000				
LAP	SECTOR 1	SECTOR 2	LAP TIME	MPH	DIFF	TIME OF DAY
1 -		44.923	3:16.596	54.36	1:06.362	11:00:22.342
2 -	1:27.733	45.021	2:12.754	80.51	2.520	11:02:35.096
3 -	1:28.523	44.438	2:12.961	80.38	2.727	11:04:48.057
4 -	1:28.147	44.184	2:12.331 (3)	80.76	2.097	11:07:00.388
5 -	1:26.398	44.581	2:10.979 (2)	81.60	0.745	11:09:11.367
6 -	1:26.188	44.046	2:10.234 (1)	82.06		11:11:21.601

P18 113 RMT	Sam ELKINS	Suzuki - Me Old Man				
IDEAL LAP TIME : 2:10.162	BEST LAP TIME : 2:10.162	DIFFERENCE : 0.000				
LAP	SECTOR 1	SECTOR 2	LAP TIME	MPH	DIFF	TIME OF DAY
1 -		45.631	3:18.387	53.87	1:08.225	11:00:24.133

Weather / Track : Cloudy / Dry

Snetterton 300
Circuit Length = 2.9689 miles
Start: 10:57 Flag 11:10 End: 11:12

BMCRC - MRO Championships 2016 - Rnd 9 @ Snetterton 300

Thunderbike Sport & Rookie Minitwins

RACE 1 - SECTOR ANALYSIS

SECTOR 1 = FL to I1, SECTOR 2 = I1 to FL, DIFF = Difference To Personal Best Lap

2 -	1:28.452	44.107	2:12.559	80.62	2.397	11:02:36.692
3 -	1:28.647	43.899	2:12.546	80.63	2.384	11:04:49.238
4 -	1:27.725	43.972	2:11.697 (2)	81.15	1.535	11:07:00.935
5 -	1:26.848	44.886	2:11.734 (3)	81.13	1.572	11:09:12.669
6 -	1:26.762	43.400	2:10.162 (1)	82.11		11:11:22.831

P19 147 RMT Thomas WATSON			Suzuki - Motorsportdays.com TEA Time Racing			
IDEAL LAP TIME : 2:10.649		BEST LAP TIME : 2:10.649		DIFFERENCE : 0.000		

LAP	SECTOR 1	SECTOR 2	LAP TIME	MPH	DIFF	TIME OF DAY
1 -		44.584	3:17.432	54.13	1:06.783	11:00:23.178
2 -	1:27.572	44.468	2:12.040 (3)	80.94	1.391	11:02:35.218
3 -	1:28.630	44.350	2:12.980	80.37	2.331	11:04:48.198
4 -	1:28.118	43.449	2:11.567 (2)	81.23	0.918	11:06:59.765
5 -	1:28.174	44.817	2:12.991	80.36	2.342	11:09:12.756
6 -	1:27.312	43.337	2:10.649 (1)	81.80		11:11:23.405

P20 175 RMT Richard TYRER			Suzuki -			
IDEAL LAP TIME : 2:12.652		BEST LAP TIME : 2:12.717		DIFFERENCE : 0.065		

LAP	SECTOR 1	SECTOR 2	LAP TIME	MPH	DIFF	TIME OF DAY
1 -		45.476	3:18.116	53.94	1:05.399	11:00:23.862
2 -	1:30.313	44.680	2:14.993	79.17	2.276	11:02:38.855
3 -	1:28.981	44.487	2:13.468	80.07	0.751	11:04:52.323
4 -	1:28.596	44.521	2:13.117 (3)	80.29	0.400	11:07:05.440
5 -	1:28.414	44.303	2:12.717 (1)	80.53		11:09:18.157
6 -	1:28.349	44.642	2:12.991 (2)	80.36	0.274	11:11:31.148

P21 49 Robert BEAN			Kawasaki -			
IDEAL LAP TIME : 2:20.663		BEST LAP TIME : 2:20.974		DIFFERENCE : 0.311		

LAP	SECTOR 1	SECTOR 2	LAP TIME	MPH	DIFF	TIME OF DAY
1 -		47.788	2:28.546	71.95	7.572	10:59:34.292
2 -	1:33.743	56.703	2:30.446	71.04	9.472	11:02:04.738
3 -	1:33.885	48.967	2:22.852	74.81	1.878	11:04:27.590
4 -	1:33.679	48.975	2:22.654 (3)	74.92	1.680	11:06:50.244
5 -	1:33.028	47.946	2:20.974 (1)	75.81		11:09:11.218
6 -	1:33.492	47.635	2:21.127 (2)	75.73	0.153	11:11:32.345

P22 247 Allan CLARK			Kawasaki - A Clark & Sons Builders			
IDEAL LAP TIME : 2:20.279		BEST LAP TIME : 2:20.443		DIFFERENCE : 0.164		

LAP	SECTOR 1	SECTOR 2	LAP TIME	MPH	DIFF	TIME OF DAY
1 -		48.893	2:40.602	66.54	20.159	10:59:46.348
2 -	1:35.936	47.107	2:23.043	74.71	2.600	11:02:09.391
3 -	1:34.258	47.160	2:21.418 (2)	75.57	0.975	11:04:30.809
4 -	1:33.811	47.659	2:21.470 (3)	75.55	1.027	11:06:52.279
5 -	1:33.941	46.502	2:20.443 (1)	76.10		11:09:12.722
6 -	1:33.777	47.878	2:21.655	75.45	1.212	11:11:34.377

P23 77 Ray PETTY			Kawasaki - Gray Adams			
IDEAL LAP TIME : 2:20.978		BEST LAP TIME : 2:21.474		DIFFERENCE : 0.496		

LAP	SECTOR 1	SECTOR 2	LAP TIME	MPH	DIFF	TIME OF DAY
1 -		48.516	2:34.524	69.16	13.050	10:59:40.270
2 -	1:35.706	50.733	2:26.439	72.98	4.965	11:02:06.709
3 -	1:35.325	48.228	2:23.553	74.45	2.079	11:04:30.262
4 -	1:33.503	47.971	2:21.474 (1)	75.54		11:06:51.736
5 -	1:34.488	48.462	2:22.950 (2)	74.76	1.476	11:09:14.686
6 -	1:35.628	47.475	2:23.103 (3)	74.68	1.629	11:11:37.789

Weather / Track : Cloudy / Dry

Snetterton 300
Circuit Length = 2.9689 miles
Start: 10:57 Flag 11:10 End: 11:12

BMCRC - MRO Championships 2016 - Rnd 9 @ Snetterton 300

Thunderbike Sport & Rookie Minitwins

RACE 1 - SECTOR ANALYSIS

SECTOR 1 = FL to I1, SECTOR 2 = I1 to FL, DIFF = Difference To Personal Best Lap

P24 57 Paul FISHER		Kawasaki -				
IDEAL LAP TIME : 2:22.515		BEST LAP TIME : 2:22.519		DIFFERENCE : 0.004		
LAP	SECTOR 1	SECTOR 2	LAP TIME	MPH	DIFF	TIME OF DAY
1 -		48.500	2:31.823	70.39	9.304	10:59:37.569
2 -	1:35.278	49.532	2:24.810	73.80	2.291	11:02:02.379
3 -	1:35.477	49.024	2:24.501	73.96	1.982	11:04:26.880
4 -	1:35.635	48.537	2:24.172 (2)	74.13	1.653	11:06:51.052
5 -	1:36.191	48.039	2:24.230 (3)	74.10	1.711	11:09:15.282
6 -	1:34.476	48.043	2:22.519 (1)	74.99		11:11:37.801

P25 23 Claire BECKETT		Suzuki -				
IDEAL LAP TIME : 2:21.977		BEST LAP TIME : 2:21.977		DIFFERENCE : 0.000		
LAP	SECTOR 1	SECTOR 2	LAP TIME	MPH	DIFF	TIME OF DAY
1 -		48.679	2:32.763	69.96	10.786	10:59:38.509
2 -	1:35.236	49.552	2:24.788	73.81	2.811	11:02:03.297
3 -	1:35.204	49.155	2:24.359 (2)	74.03	2.382	11:04:27.656
4 -	1:35.408	48.975	2:24.383 (3)	74.02	2.406	11:06:52.039
5 -	1:36.128	48.550	2:24.678	73.87	2.701	11:09:16.717
6 -	1:34.197	47.780	2:21.977 (1)	75.28		11:11:38.694

P26 42 RMT Gary CARLIN		Suzuki -				
IDEAL LAP TIME : 2:13.696		BEST LAP TIME : 2:13.932		DIFFERENCE : 0.236		
LAP	SECTOR 1	SECTOR 2	LAP TIME	MPH	DIFF	TIME OF DAY
1 -		45.974	3:18.213	53.92	1:04.281	11:00:23.959
2 -	1:29.589	44.891	2:14.480 (2)	79.47	0.548	11:02:38.439
3 -	1:29.658	45.068	2:14.726 (3)	79.33	0.794	11:04:53.165
4 -	1:28.805	45.127	2:13.932 (1)	79.80		11:07:07.097
5 -	1:29.701	45.937	2:15.638	78.79	1.706	11:09:22.735
6 -	1:30.779	45.881	2:16.660	78.20	2.728	11:11:39.395

P27 76 R Elliot PINSON		Kawasaki - Mum, Dad, Gran & Grandad				
IDEAL LAP TIME : 2:21.960		BEST LAP TIME : 2:21.960		DIFFERENCE : 0.000		
LAP	SECTOR 1	SECTOR 2	LAP TIME	MPH	DIFF	TIME OF DAY
1 -		48.000	2:34.104	69.35	12.144	10:59:39.850
2 -	1:36.613	50.198	2:26.811	72.80	4.851	11:02:06.661
3 -	1:36.056	48.840	2:24.896	73.76	2.936	11:04:31.557
4 -	1:34.989	47.231	2:22.220 (2)	75.15	0.260	11:06:53.777
5 -	1:35.686	48.056	2:23.742 (3)	74.35	1.782	11:09:17.519
6 -	1:34.936	47.024	2:21.960 (1)	75.28		11:11:39.479

P28 24 RMT Alex SIMMONS		Suzuki - Westcountry Windings				
IDEAL LAP TIME : 2:14.963		BEST LAP TIME : 2:15.014		DIFFERENCE : 0.051		
LAP	SECTOR 1	SECTOR 2	LAP TIME	MPH	DIFF	TIME OF DAY
1 -		45.824	3:18.907	53.73	1:03.893	11:00:24.653
2 -	1:29.818	45.196	2:15.014 (1)	79.16		11:02:39.667
3 -	1:30.419	45.365	2:15.784 (3)	78.71	0.770	11:04:55.451
4 -	1:29.767	45.484	2:15.251 (2)	79.02	0.237	11:07:10.702
5 -	1:30.179	46.146	2:16.325	78.40	1.311	11:09:27.027
6 -	1:32.964	47.583	2:20.547	76.04	5.533	11:11:47.574

P29 99 RMT Ben CATT		Suzuki -				
IDEAL LAP TIME : 2:16.495		BEST LAP TIME : 2:16.728		DIFFERENCE : 0.233		
LAP	SECTOR 1	SECTOR 2	LAP TIME	MPH	DIFF	TIME OF DAY
1 -		45.694	3:22.014	52.90	1:05.286	11:00:27.760
2 -	1:30.801	45.927	2:16.728 (1)	78.17		11:02:44.488
3 -	1:31.856	46.202	2:18.058 (3)	77.41	1.330	11:05:02.546
4 -	1:31.791	46.556	2:18.347	77.25	1.619	11:07:20.893
5 -	1:32.219	46.419	2:18.638	77.09	1.910	11:09:39.531

Weather / Track : Cloudy / Dry

Snetterton 300
Circuit Length = 2.9689 miles
Start: 10:57 Flag 11:10 End: 11:12

BMCRC - MRO Championships 2016 - Rnd 9 @ Snetterton 300

Thunderbike Sport & Rookie Minitwins

RACE 1 - SECTOR ANALYSIS

SECTOR 1 = FL to I1, SECTOR 2 = I1 to FL, DIFF = Difference To Personal Best Lap

6 - 1:31.492 45.880 2:17.372 (2) 77.80 0.644 11:11:56.903

P30 155 RMT Richard HARRIS			Suzuki - HP Racing			
IDEAL LAP TIME : 2:25.539		BEST LAP TIME : 2:25.539		DIFFERENCE : 0.000		
LAP	SECTOR 1	SECTOR 2	LAP TIME	MPH	DIFF	TIME OF DAY
1 -		49.787	3:33.805	49.98	1:08.266	11:00:39.551
2 -	1:37.496	50.650	2:28.146 (2)	72.14	2.607	11:03:07.697
3 -	1:39.745	50.267	2:30.012	71.24	4.473	11:05:37.709
4 -	1:38.931	49.813	2:28.744 (3)	71.85	3.205	11:08:06.453
5 -	1:36.297	49.242	2:25.539 (1)	73.43		11:10:31.992

P31 73 RMT Dror GENSLER			Suzuki -			
IDEAL LAP TIME : 2:26.049		BEST LAP TIME : 2:26.451		DIFFERENCE : 0.402		
LAP	SECTOR 1	SECTOR 2	LAP TIME	MPH	DIFF	TIME OF DAY
1 -		50.556	3:33.122	50.14	1:06.671	11:00:38.868
2 -	1:37.847	51.299	2:29.146 (3)	71.66	2.695	11:03:08.014
3 -	1:40.303	50.816	2:31.119	70.72	4.668	11:05:39.133
4 -	1:36.612	50.815	2:27.427 (2)	72.49	0.976	11:08:06.560
5 -	1:37.014	49.437	2:26.451 (1)	72.98		11:10:33.011

P32 143 RMT Robert DAVIE			Suzuki -			
IDEAL LAP TIME : 2:27.772		BEST LAP TIME : 2:27.772		DIFFERENCE : 0.000		
LAP	SECTOR 1	SECTOR 2	LAP TIME	MPH	DIFF	TIME OF DAY
1 -		51.344	3:36.560	49.35	1:08.788	11:00:42.306
2 -	1:38.195	50.808	2:29.003 (3)	71.73	1.231	11:03:11.309
3 -	1:38.102	50.519	2:28.621 (2)	71.91	0.849	11:05:39.930
4 -	1:37.939	49.833	2:27.772 (1)	72.32		11:08:07.702
5 -	1:38.539	50.854	2:29.393	71.54	1.621	11:10:37.095

P33 16 RMT Geoff LANSDELL			Suzuki - EPG Domestic			
IDEAL LAP TIME : 2:28.130		BEST LAP TIME : 2:28.130		DIFFERENCE : 0.000		
LAP	SECTOR 1	SECTOR 2	LAP TIME	MPH	DIFF	TIME OF DAY
1 -		52.647	3:38.378	48.94	1:10.248	11:00:44.124
2 -	1:38.486	50.426	2:28.912 (2)	71.77	0.782	11:03:13.036
3 -	1:40.283	50.221	2:30.504	71.01	2.374	11:05:43.540
4 -	1:38.686	50.354	2:29.040 (3)	71.71	0.910	11:08:12.580
5 -	1:38.183	49.947	2:28.130 (1)	72.15		11:10:40.710

P34 959 RMT James HOLLINS			Suzuki - J&S Accessories			
IDEAL LAP TIME : 2:33.931		BEST LAP TIME : 2:33.931		DIFFERENCE : 0.000		
LAP	SECTOR 1	SECTOR 2	LAP TIME	MPH	DIFF	TIME OF DAY
1 -		52.995	3:37.827	49.06	1:03.896	11:00:43.573
2 -	1:42.741	53.483	2:36.224 (2)	68.41	2.293	11:03:19.797
3 -	1:41.214	52.717	2:33.931 (1)	69.43		11:05:53.728
4 -	1:43.002	54.224	2:37.226 (3)	67.97	3.295	11:08:30.954
5 -	1:45.142	53.605	2:38.747	67.32	4.816	11:11:09.701

P35 728 RMT David DOWNING			Suzuki -			
IDEAL LAP TIME : 2:29.550		BEST LAP TIME : 2:31.088		DIFFERENCE : 1.538		
LAP	SECTOR 1	SECTOR 2	LAP TIME	MPH	DIFF	TIME OF DAY
1 -		53.052	3:39.396 (3)	48.71	1:08.308	11:00:45.142
2 -	1:41.938	52.269	2:34.207 (2)	69.30	3.119	11:03:19.349
3 -	1:40.288	50.800	2:31.088 (1)	70.74		11:05:50.437

P36 123 Tham EVANS			HONDA - Vanilla Electronics			
IDEAL LAP TIME : 2:23.928		BEST LAP TIME : 2:27.170		DIFFERENCE : 3.242		
LAP	SECTOR 1	SECTOR 2	LAP TIME	MPH	DIFF	TIME OF DAY

Weather / Track : Cloudy / Dry

Snetterton 300
Circuit Length = 2.9689 miles
Start: 10:57 Flag 11:10 End: 11:12

BMCRC - MRO Championships 2016 - Rnd 9 @ Snetterton 300

Thunderbike Sport & Rookie Minitwins

RACE 1 - SECTOR ANALYSIS

SECTOR 1 = FL to I1, SECTOR 2 = I1 to FL, DIFF = Difference To Personal Best Lap

1 -		48.787	2:33.377 (2)	69.68	6.207	10:59:39.123
2 -	1:35.870	51.300	2:27.170 (1)	72.62		11:02:06.293

P37 50 Steve YOUNG	Suzuki - Cadmatic Engineering					
IDEAL LAP TIME : 2:24.390	BEST LAP TIME : 2:25.096	DIFFERENCE : 0.706				
LAP	SECTOR 1	SECTOR 2	LAP TIME	MPH	DIFF	TIME OF DAY
1 -		49.177	2:36.071 (2)	68.48	10.975	10:59:41.817
2 -	1:35.213	49.883	2:25.096 (1)	73.66		11:02:06.913

P38 74 RMT Daniel SINGLETON	Suzuki - SDC					
IDEAL LAP TIME : 2:09.334	BEST LAP TIME : 2:09.334	DIFFERENCE : 0.000				
LAP	SECTOR 1	SECTOR 2	LAP TIME	MPH	DIFF	TIME OF DAY
1 -		44.050	3:16.526 (2)	54.38	1:07.192	11:00:22.272
2 -	1:26.695	42.639	2:09.334 (1)	82.63		11:02:31.606

BMCRC - MRO Championships 2016 - Rnd 9 @ Snetterton 300

Thunderbike Sport & Rookie Minitwins

RACE 1 - BEST SECTORS

SECTOR 1			SECTOR 2			IDEAL / BEST COMPARISON						
POS	NO	NAME	TIME	NO	NAME	TIME	POS	NO	NAME	IDEAL	BEST	DIFF
									PERFECT LAP	2:08.412		
1	471	LARTER	1:25.773	74	SINGLETON	42.639	1	47	TROWELL	2:08.550	2:08.921	0.371
2	47	TROWELL	1:25.790	47	TROWELL	42.760	2	471	LARTER	2:08.813	2:09.088	0.275
3	991	CUNNINGHAM	1:26.188	471	LARTER	43.040	3	74	SINGLETON	2:09.334	2:09.334	0.000
4	74	SINGLETON	1:26.695	43	WALKEY	43.232	4	43	WALKEY	2:10.103	2:10.794	0.691
5	113	ELKINS	1:26.762	147	WATSON	43.337	5	113	ELKINS	2:10.162	2:10.162	0.000
6	43	WALKEY	1:26.871	113	ELKINS	43.400	6	991	CUNNINGHAM	2:10.234	2:10.234	0.000
7	93	WALLIS	1:27.091	48	WALLIS	43.943	7	147	WATSON	2:10.649	2:10.649	0.000
8	147	WATSON	1:27.312	67	COE	43.952	8	186	WITHERINGTON	2:11.644	2:12.591	0.947
9	88	CARSON	1:27.455	991	CUNNINGHAM	44.046	9	48	WALLIS	2:11.650	2:12.345	0.695
10	444	WILLIAMS	1:27.491	186	WITHERINGTON	44.082	10	444	WILLIAMS	2:11.680	2:12.497	0.817
11	186	WITHERINGTON	1:27.562	444	WILLIAMS	44.189	11	93	WALLIS	2:11.689	2:12.547	0.858
12	48	WALLIS	1:27.707	88	CARSON	44.276	12	88	CARSON	2:11.731	2:11.731	0.000
13	67	COE	1:27.884	175	TYRER	44.303	13	67	COE	2:11.836	2:12.189	0.353
14	175	TYRER	1:28.349	93	WALLIS	44.598	14	175	TYRER	2:12.652	2:12.717	0.065
15	65	SOILLEUX	1:28.481	81	MAY	44.819	15	65	SOILLEUX	2:13.344	2:13.344	0.000
16	81	MAY	1:28.577	65	SOILLEUX	44.863	16	81	MAY	2:13.396	2:13.467	0.071
17	3	NEWALL	1:28.782	42	CARLIN	44.891	17	42	CARLIN	2:13.696	2:13.932	0.236
18	42	CARLIN	1:28.805	3	NEWALL	45.168	18	3	NEWALL	2:13.950	2:13.950	0.000
19	24	SIMMONS	1:29.767	24	SIMMONS	45.196	19	24	SIMMONS	2:14.963	2:15.014	0.051
20	66	SMITH	1:30.107	99	CATT	45.694	20	192	ROWSWELL	2:16.146	2:16.662	0.516
21	192	ROWSWELL	1:30.379	192	ROWSWELL	45.767	21	66	SMITH	2:16.272	2:17.790	1.518
22	99	CATT	1:30.801	32	THAY	45.864	22	99	CATT	2:16.495	2:16.728	0.233
23	32	THAY	1:31.004	66	SMITH	46.165	23	32	THAY	2:16.868	2:17.333	0.465
24	72	MILLER	1:31.078	247	CLARK	46.502	24	72	MILLER	2:17.605	2:17.605	0.000
25	49	BEAN	1:33.028	72	MILLER	46.527	25	247	CLARK	2:20.279	2:20.443	0.164
26	77	PETTY	1:33.503	76	PINSON	47.024	26	49	BEAN	2:20.663	2:20.974	0.311
27	247	CLARK	1:33.777	77	PETTY	47.475	27	77	PETTY	2:20.978	2:21.474	0.496
28	23	BECKETT	1:34.197	49	BEAN	47.635	28	76	PINSON	2:21.960	2:21.960	0.000
29	57	FISHER	1:34.476	23	BECKETT	47.780	29	23	BECKETT	2:21.977	2:21.977	0.000
30	76	PINSON	1:34.936	57	FISHER	48.039	30	57	FISHER	2:22.515	2:22.519	0.004
31	123	EVANS	1:35.141	123	EVANS	48.787	31	123	EVANS	2:23.928	2:27.170	3.242
32	50	YOUNG	1:35.213	50	YOUNG	49.177	32	50	YOUNG	2:24.390	2:25.096	0.706
33	155	HARRIS	1:36.297	155	HARRIS	49.242	33	155	HARRIS	2:25.539	2:25.539	0.000
34	73	GENSLER	1:36.612	73	GENSLER	49.437	34	73	GENSLER	2:26.049	2:26.451	0.402
35	143	DAVIE	1:37.939	143	DAVIE	49.833	35	143	DAVIE	2:27.772	2:27.772	0.000
36	16	LANSDELL	1:38.183	16	LANSDELL	49.947	36	16	LANSDELL	2:28.130	2:28.130	0.000
37	728	DOWNING	1:38.750	728	DOWNING	50.800	37	728	DOWNING	2:29.550	2:31.088	1.538
38	959	HOLLINS	1:41.214	959	HOLLINS	52.717	38	959	HOLLINS	2:33.931	2:33.931	0.000

Weather / Track : Cloudy / Dry

Snetterton 300

Circuit Length = 2.9689 miles

Start: 10:57 Flag 11:10 End: 11:12

Results can be found at www.tsl-timing.com

Printed - 11:15 Sunday, 18 September 2016

BMCRC - MRO Championships 2016 - Rnd 9 @ Snetterton 300

Thunderbike Sport & Rookie Minitwins

RACE 10 - CLASSIFICATION



POS	NO	CL	PIC NAME	ENTRY	LAPS	TIME	GAP	DIFF	MPH	BEST	ON
1	47		1 Mark TROWELL	Yamaha - ELP Racing	6	12:59.664			82.25	2:08.244	2
2	43		2 Colin WALKLEY	Kawasaki - ELP Racing	6	13:10.849	11.185	11.185	81.08	2:09.592	6
3	67	R	1 Tony COE	Honda -	6	13:11.429	11.765	0.580	81.02	2:09.712	6
4	186		3 Paul WITHERINGTON	Suzuki - P&R plumbing	6	13:12.322	12.658	0.893	80.93	2:09.812	6
5	3		4 Marcus NEWALL	Yamaha - Mum & Dad	6	13:14.927	15.263	2.605	80.67	2:10.506	5
6	88		5 David CARSON	Kawasaki - www.TwoDavesRacing.com	6	13:20.101	20.437	5.174	80.15	2:11.092	3
7	48		6 Shaun WALLIS	Suzuki - Watling Tyres	6	13:20.160	20.496	0.059	80.14	2:11.999	6
8	444		7 Mark WILLIAMS	Suzuki - F.C.I. MOTORCYCLES	6	13:20.365	20.701	0.205	80.12	2:11.565	5
9	123		8 Tham EVANS	HONDA - Vanilla Electronics	6	13:30.851	31.187	10.486	79.08	2:12.768	2
10	81		9 Malvern MAY	Ducati -	6	13:31.076	31.412	0.225	79.06	2:13.028	4
11	65		10 Ian SOILLEUX	Suzuki - Soltech (Southwest)	6	13:32.618	32.954	1.542	78.91	2:13.171	6
12	32		11 Chris THAY	Suzuki - Scell-it uk	6	13:38.921	39.257	6.303	78.30	2:14.686	6
13	192	R	2 Benjamin ROWSWELL	Suzuki - DRM. Isenhurst.	6	13:47.010	47.346	8.089	77.54	2:14.192	6
14	72		12 Kevin MILLER	Suzuki - Mechanical Air Supplies Ltd	6	13:47.245	47.581	0.235	77.52	2:14.865	6
15	39		13 Elwyn FRYER	Kawasaki - Gray & Adams Ltd	6	13:47.544	47.880	0.299	77.49	2:14.243	6
16	66		14 Mark SMITH	Suzuki - Nick&Brian Scott fisheries	6	13:57.906	58.242	10.362	76.53	2:16.626	4
17	991	RMT	1 Marc CUNNINGHAM	Suzuki -	6	14:06.571	1:06.907	8.665	75.75	2:09.802	5
18	74	RMT	2 Daniel SINGLETON	Suzuki - SDC	6	14:06.956	1:07.292	0.385	75.71	2:08.358	6
19	49		15 Robert BEAN	Kawasaki -	6	14:11.312	1:11.648	4.356	75.32	2:18.618	6
20	113	RMT	3 Sam ELKINS	Suzuki - Me Old Man	6	14:11.315	1:11.651	0.003	75.32	2:10.326	6
21	147	RMT	4 Thomas WATSON	Suzuki - Motorsportdays.com TEA Time Racing	6	14:11.556	1:11.892	0.241	75.30	2:10.105	6
22	77		16 Ray PETTY	Kawasaki - Gray Adams	6	14:14.862	1:15.198	3.306	75.01	2:19.089	6
23	175	RMT	5 Richard TYRER	Suzuki -	6	14:15.202	1:15.538	0.340	74.98	2:11.255	5
24	23		17 Claire BECKETT	Suzuki -	6	14:15.668	1:16.004	0.466	74.94	2:20.918	5
25	57		18 Paul FISHER	Kawasaki -	6	14:16.470	1:16.806	0.802	74.87	2:20.133	4
26	247		19 Allan CLARK	Kawasaki - A Clark & Sons Builders	6	14:17.746	1:18.082	1.276	74.76	2:20.012	6
27	42	RMT	6 Gary CARLIN	Suzuki -	6	14:24.358	1:24.694	6.612	74.19	2:12.776	5
28	99	RMT	7 Ben CATT	Suzuki -	6	14:24.692	1:25.028	0.334	74.16	2:12.345	4
29	76	R	3 Elliot PINSON	Kawasaki - Mum, Dad, Gran & Grandad	6	14:26.369	1:26.705	1.677	74.01	2:20.161	6
30	50		20 Steve YOUNG	Suzuki - Cadmatic Engineering	6	14:27.473	1:27.809	1.104	73.92	2:22.286	4
31	73	RMT	8 Dror GENSLER	Suzuki -	5	13:15.335	1 Lap	1 Lap	67.19	2:24.241	4
32	155	RMT	9 Richard HARRIS	Suzuki - HP Racing	5	13:18.828	1 Lap	3.493	66.89	2:24.839	3
33	143	RMT	10 Robert DAVIE	Suzuki -	5	13:26.091	1 Lap	7.263	66.29	2:26.770	5
34	959	RMT	11 James HOLLINS	Suzuki - J&S Accessories	5	13:32.739	1 Lap	6.648	65.75	2:28.455	2
35	16	RMT	12 Geoff LANSDELL	Suzuki - EPG Domestic	5	13:34.124	1 Lap	1.385	65.64	2:29.428	5
36	728	RMT	13 David DOWNING	Suzuki -	5	13:54.101	1 Lap	19.977	64.06	2:30.565	3

NOT CLASSIFIED

DNF	93		Jack WALLIS	Suzuki - Grumpdad and Watling Tyres	3	6:42.013	3 Laps	2 Laps	79.75	2:11.847	3
EX	471	RMT	James LARTER	Suzuki - Malcolm Kidd Car & Commercials	0						
EX	24	RMT	Alex SIMMONS	Suzuki - Westcountry Windings	0						

FASTEST LAP

47			Mark TROWELL	Yamaha - ELP Racing	2	2:08.244		83.34 mph	134.12 kph
74	RMT		Daniel SINGLETON	Suzuki - SDC	6	2:08.358		83.26 mph	134.00 kph
67	R		Tony COE	Honda -	6	2:09.712		82.39 mph	132.60 kph

No. 24 & 471 - Disqualified for a technical infringement

Class - 90% of Race Speed = 74.02 mph

Class R - 90% of Race Speed = 72.91 mph

Class RMT - 90% of Race Speed = 68.17 mph

Snetterton 300

Circuit Length = 2.9689 miles

Start: 14:39 Flag 14:52 End: 14:54

Weather / Track : Cloudy / Dry

These results are provisional until the conclusion of any judicial and technical matters.

Clerk Of Course :	Timekeeper :
-------------------	--------------

Results can be found at www.tsl-timing.com

Printed - 15:51 Sunday, 18 September 2016



BMCRC - MRO Championships 2016 - Rnd 9 @ Snetterton 300

Thunderbike Sport & Rookie Minitwins

RACE 10 - LAP CHART

LAP 1 @ 14:41:41.300

NO	BEHIND	LAP TIME
47		2:16.039
43	0.722	2:16.761
93	1.617	2:17.656
186	1.822	2:17.861
48	2.215	2:18.254
67	2.721	2:18.760
88	3.125	2:19.164
3	3.687	2:19.726
444	4.632	2:20.671
81	5.777	2:21.816
65	6.481	2:22.520
32	6.571	2:22.610
123	6.718	2:22.757
72	9.678	2:25.717
66	10.383	2:26.422
39	10.818	2:26.857
192	10.981	2:27.020
49	11.598	2:27.637
23	13.240	2:29.279
77	13.809	2:29.848
57	14.769	2:30.808
50	14.993	2:31.032
247	16.609	2:32.648
76	16.861	2:32.900
471	58.199	3:14.238
991	59.197	3:15.236
175	1:00.304	3:16.343
113	1:00.962	3:17.001
42	1:01.095	3:17.134
74	1:01.217	3:17.256
147	1:01.623	3:17.662
99	1:02.404	3:18.443
24	1:02.740	3:18.779
155	1:13.486	3:29.525
73	1:16.203	3:32.242
959	1:17.707	3:33.746
16	1:18.929	3:34.968
143	1:19.833	3:35.872
728	1:20.771	3:36.810

LAP 2 @ 14:43:49.544

NO	BEHIND	LAP TIME
47		2:08.244
43	4.034	2:11.556
186	5.413	2:11.835
67	5.561	2:11.084
93	5.883	2:12.510
48	6.440	2:12.469
88	6.718	2:11.837
3	7.545	2:12.102
444	8.575	2:12.187
123	11.242	2:12.768
81	12.055	2:14.522
32	13.598	2:15.271
65	13.730	2:15.493
72	18.933	2:17.499
192	19.679	2:16.942
66	19.968	2:17.829
39	20.523	2:17.949
49	24.455	2:21.101
23	26.609	2:21.613
57	28.632	2:22.107

77	29.721	2:24.156
50	30.031	2:23.282
247	30.644	2:22.279
76	31.946	2:23.329
471	59.115	2:09.160
991	1:01.455	2:10.502
113	1:03.409	2:10.691
175	1:03.792	2:11.732
74	1:03.930	2:10.957
147	1:04.723	2:11.344
42	1:06.605	2:13.754
24	1:07.224	2:12.728
99	1:07.285	2:13.125
155	1:30.297	2:25.055
73	1:34.391	2:26.432
959	1:37.918	2:28.455
143	1:39.024	2:27.435
16	1:40.160	2:29.475
728	1:54.457	2:41.930

LAP 3 @ 14:45:58.175

NO	BEHIND	LAP TIME
47		2:08.631
43	7.401	2:11.998
67	7.901	2:10.971
186	8.192	2:11.410
93	9.099	2:11.847
88	9.179	2:11.092
3	9.822	2:10.908
48	9.832	2:12.023
444	11.927	2:11.983
123	16.763	2:14.152
81	17.264	2:13.840
65	19.069	2:13.970
32	20.460	2:15.493
72	27.103	2:16.801
192	27.667	2:16.619
39	29.350	2:17.458
66	29.917	2:18.580
49	37.555	2:21.731
23	39.373	2:21.395
57	41.720	2:21.719
247	42.535	2:20.522
77	42.665	2:21.575
50	46.024	2:24.624
76	46.527	2:23.212
471	59.369	2:08.885
991	1:03.020	2:10.196
113	1:06.292	2:11.514
175	1:06.601	2:11.440
74	1:06.627	2:11.328
147	1:07.041	2:10.949
42	1:11.375	2:13.401
24	1:13.438	2:14.845
99	1:13.518	2:14.864
155	1:46.505	2:24.839
73	1:50.929	2:25.169
959	1:58.011	2:28.724
143	1:59.117	2:28.724
16	2:01.975	2:30.446

LAP 4 @ 14:48:06.958

NO	BEHIND	LAP TIME
47		2:08.783

728	1 Lap	2:30.565
43	9.094	2:10.476
67	9.329	2:10.211
186	9.831	2:10.422
3	11.693	2:10.654
48	14.028	2:12.979
88	14.340	2:13.944
444	15.237	2:12.093
123	21.064	2:13.084
81	21.509	2:13.028
65	24.122	2:13.836
32	27.106	2:15.429
72	34.696	2:16.376
192	35.252	2:16.368
39	36.025	2:15.458
66	37.760	2:16.626
49	49.908	2:21.136
23	52.004	2:21.414
57	53.070	2:20.133
77	53.713	2:19.831
247	55.294	2:21.542
471	58.638	2:08.052
50	59.527	2:22.286
76	1:01.255	2:23.511
991	1:04.781	2:10.544
74	1:06.300	2:08.456
113	1:08.046	2:10.537
147	1:08.436	2:10.178
175	1:09.390	2:11.572
42	1:16.157	2:13.565
99	1:17.080	2:12.345
24	1:19.096	2:14.441
73	2:06.387	2:24.241

LAP 5 @ 14:50:15.961

NO	BEHIND	LAP TIME
47		2:09.003
155	1 Lap	2:32.988
143	1 Lap	2:27.290
43	10.557	2:10.466
67	11.017	2:10.691
959	1 Lap	2:31.187
186	11.810	2:10.982
3	13.196	2:10.506
16	1 Lap	2:29.807
88	17.434	2:12.097
48	17.461	2:12.436
444	17.799	2:11.565
123	26.201	2:14.140
81	26.971	2:14.465
65	28.747	2:13.628
728	1 Lap	2:31.841
32	33.535	2:15.432
72	41.680	2:15.987
192	42.118	2:15.869
39	42.601	2:15.579
66	47.306	2:18.549
471	59.916	2:10.281
49	1:01.994	2:21.089
23	1:03.919	2:20.918
77	1:05.073	2:20.363
57	1:05.571	2:21.504
991	1:05.580	2:09.802
247	1:07.034	2:20.743
74	1:07.898	2:10.601

113	1:10.289	2:11.246
147	1:10.751	2:11.318
175	1:11.642	2:11.255
50	1:13.640	2:23.116
76	1:15.508	2:23.256
42	1:19.930	2:12.776
99	1:20.742	2:12.665
24	1:25.688	2:15.595

LAP 6 @ 14:52:24.925

NO	BEHIND	LAP TIME
47		2:08.964
43	11.185	2:09.592
67	11.765	2:09.712
186	12.658	2:09.812
3	15.263	2:11.031
73	1 Lap	2:27.251
155	1 Lap	2:26.421
88	20.437	2:11.967
48	20.496	2:11.999
444	20.701	2:11.866
143	1 Lap	2:26.770
123	31.187	2:13.950
81	31.412	2:13.405
65	32.954	2:13.171
959	1 Lap	2:30.627
16	1 Lap	2:29.428
32	39.257	2:14.686
192	47.346	2:14.192
72	47.581	2:14.865
39	47.880	2:14.243
728	1 Lap	2:32.955
66	58.242	2:19.900
471	59.897	2:08.945
991	1:06.907	2:10.291
74	1:07.292	2:08.358
49	1:11.648	2:18.618
113	1:11.651	2:10.326
147	1:11.892	2:10.105
77	1:15.198	2:19.089
175	1:15.538	2:12.860
23	1:16.004	2:21.049
57	1:16.806	2:20.199
247	1:18.082	2:20.012
42	1:24.694	2:13.728
99	1:25.028	2:13.250
76	1:26.705	2:20.161
50	1:27.809	2:23.133
24	1:33.943	2:17.219

Weather / Track : Cloudy / Dry

Results can be found at www.tsl-timing.com

Snetterton 300

Circuit Length = 2.9689 miles

Start: 14:39 Flag 14:52 End: 14:54

Printed - 14:56 Sunday, 18 September 2016

BMCRC - MRO Championships 2016 - Rnd 9 @ Snetterton 300

Thunderbike Sport & Rookie Minitwins

RACE 10 - SECTOR ANALYSIS

SECTOR 1 = FL to I1, SECTOR 2 = I1 to FL, DIFF = Difference To Personal Best Lap

P1 47 Mark TROWELL		Yamaha - ELP Racing				
IDEAL LAP TIME : 2:08.244		BEST LAP TIME : 2:08.244		DIFFERENCE : 0.000		
LAP	SECTOR 1	SECTOR 2	LAP TIME	MPH	DIFF	TIME OF DAY
1 -		43.114	2:16.039	78.56	7.795	14:41:41.300
2 -	1:25.644	42.600	2:08.244 (1)	83.34		14:43:49.544
3 -	1:25.825	42.806	2:08.631 (2)	83.09	0.387	14:45:58.175
4 -	1:25.877	42.906	2:08.783 (3)	82.99	0.539	14:48:06.958
5 -	1:26.067	42.936	2:09.003	82.85	0.759	14:50:15.961
6 -	1:25.914	43.050	2:08.964	82.87	0.720	14:52:24.925

P2 43 Colin WALKEY		Kawasaki - ELP Racing				
IDEAL LAP TIME : 2:09.584		BEST LAP TIME : 2:09.592		DIFFERENCE : 0.008		
LAP	SECTOR 1	SECTOR 2	LAP TIME	MPH	DIFF	TIME OF DAY
1 -		43.692	2:16.761	78.15	7.169	14:41:42.022
2 -	1:27.671	43.885	2:11.556	81.24	1.964	14:43:53.578
3 -	1:28.341	43.657	2:11.998	80.97	2.406	14:46:05.576
4 -	1:27.108	43.368	2:10.476 (3)	81.91	0.884	14:48:16.052
5 -	1:26.893	43.573	2:10.466 (2)	81.92	0.874	14:50:26.518
6 -	1:26.901	42.691	2:09.592 (1)	82.47		14:52:36.110

P3 67 R Tony COE		Honda -				
IDEAL LAP TIME : 2:09.712		BEST LAP TIME : 2:09.712		DIFFERENCE : 0.000		
LAP	SECTOR 1	SECTOR 2	LAP TIME	MPH	DIFF	TIME OF DAY
1 -		43.942	2:18.760	77.02	9.048	14:41:44.021
2 -	1:27.334	43.750	2:11.084	81.53	1.372	14:43:55.105
3 -	1:26.941	44.030	2:10.971	81.60	1.259	14:46:06.076
4 -	1:26.644	43.567	2:10.211 (2)	82.08	0.499	14:48:16.287
5 -	1:26.943	43.748	2:10.691 (3)	81.78	0.979	14:50:26.978
6 -	1:26.507	43.205	2:09.712 (1)	82.39		14:52:36.690

P4 186 Paul WITHERINGTON		Suzuki - P&R plumbing				
IDEAL LAP TIME : 2:09.650		BEST LAP TIME : 2:09.812		DIFFERENCE : 0.162		
LAP	SECTOR 1	SECTOR 2	LAP TIME	MPH	DIFF	TIME OF DAY
1 -		43.517	2:17.861	77.52	8.049	14:41:43.122
2 -	1:28.014	43.821	2:11.835	81.07	2.023	14:43:54.957
3 -	1:27.864	43.546	2:11.410	81.33	1.598	14:46:06.367
4 -	1:27.162	43.260	2:10.422 (2)	81.94	0.610	14:48:16.789
5 -	1:26.970	44.012	2:10.982 (3)	81.59	1.170	14:50:27.771
6 -	1:26.390	43.422	2:09.812 (1)	82.33		14:52:37.583

P5 3 Marcus NEWALL		Yamaha - Mum & Dad				
IDEAL LAP TIME : 2:10.336		BEST LAP TIME : 2:10.506		DIFFERENCE : 0.170		
LAP	SECTOR 1	SECTOR 2	LAP TIME	MPH	DIFF	TIME OF DAY
1 -		44.237	2:19.726	76.49	9.220	14:41:44.987
2 -	1:27.697	44.405	2:12.102	80.90	1.596	14:43:57.089
3 -	1:26.928	43.980	2:10.908 (3)	81.64	0.402	14:46:07.997
4 -	1:26.505	44.149	2:10.654 (2)	81.80	0.148	14:48:18.651
5 -	1:26.356	44.150	2:10.506 (1)	81.89		14:50:29.157
6 -	1:26.690	44.341	2:11.031	81.56	0.525	14:52:40.188

P6 88 David CARSON		Kawasaki - www.TwoDavesRacing.com				
IDEAL LAP TIME : 2:11.092		BEST LAP TIME : 2:11.092		DIFFERENCE : 0.000		
LAP	SECTOR 1	SECTOR 2	LAP TIME	MPH	DIFF	TIME OF DAY
1 -		44.239	2:19.164	76.80	8.072	14:41:44.425
2 -	1:27.585	44.252	2:11.837 (2)	81.07	0.745	14:43:56.262
3 -	1:27.286	43.806	2:11.092 (1)	81.53		14:46:07.354
4 -	1:28.608	45.336	2:13.944	79.79	2.852	14:48:21.298
5 -	1:28.187	43.910	2:12.097	80.91	1.005	14:50:33.395

Snetterton 300

Circuit Length = 2.9689 miles

Start: 14:39 Flag 14:52 End: 14:54

Weather / Track : Cloudy / Dry

BMCRC - MRO Championships 2016 - Rnd 9 @ Snetterton 300

Thunderbike Sport & Rookie Minitwins

RACE 10 - SECTOR ANALYSIS

SECTOR 1 = FL to I1, SECTOR 2 = I1 to FL, DIFF = Difference To Personal Best Lap

6 - 1:28.129 43.838 2:11.967 (3) 80.99 0.875 14:52:45.362

P7 48		Shaun WALLIS		Suzuki - Watling Tyres		
IDEAL LAP TIME : 2:11.540		BEST LAP TIME : 2:11.999		DIFFERENCE : 0.459		
LAP	SECTOR 1	SECTOR 2	LAP TIME	MPH	DIFF	TIME OF DAY
1 -		43.910	2:18.254	77.30	6.255	14:41:43.515
2 -	1:27.740	44.729	2:12.469	80.68	0.470	14:43:55.984
3 -	1:27.705	44.318	2:12.023 (2)	80.95	0.024	14:46:08.007
4 -	1:27.630	45.349	2:12.979	80.37	0.980	14:48:20.986
5 -	1:27.737	44.699	2:12.436 (3)	80.70	0.437	14:50:33.422
6 -	1:27.845	44.154	2:11.999 (1)	80.97		14:52:45.421

P8 444		Mark WILLIAMS		Suzuki - F.C.L MOTORCYCLES		
IDEAL LAP TIME : 2:11.296		BEST LAP TIME : 2:11.565		DIFFERENCE : 0.269		
LAP	SECTOR 1	SECTOR 2	LAP TIME	MPH	DIFF	TIME OF DAY
1 -		45.101	2:20.671	75.97	9.106	14:41:45.932
2 -	1:27.992	44.195	2:12.187	80.85	0.622	14:43:58.119
3 -	1:28.182	43.801	2:11.983 (3)	80.98	0.418	14:46:10.102
4 -	1:27.939	44.154	2:12.093	80.91	0.528	14:48:22.195
5 -	1:28.208	43.357	2:11.565 (1)	81.23		14:50:33.760
6 -	1:28.148	43.718	2:11.866 (2)	81.05	0.301	14:52:45.626

P9 123		Tham EVANS		HONDA - Vanilla Electronics		
IDEAL LAP TIME : 2:12.768		BEST LAP TIME : 2:12.768		DIFFERENCE : 0.000		
LAP	SECTOR 1	SECTOR 2	LAP TIME	MPH	DIFF	TIME OF DAY
1 -		45.064	2:22.757	74.86	9.989	14:41:48.018
2 -	1:28.218	44.550	2:12.768 (1)	80.50		14:44:00.786
3 -	1:28.954	45.198	2:14.152	79.67	1.384	14:46:14.938
4 -	1:28.426	44.658	2:13.084 (2)	80.31	0.316	14:48:28.022
5 -	1:29.012	45.128	2:14.140	79.67	1.372	14:50:42.162
6 -	1:28.395	45.555	2:13.950 (3)	79.79	1.182	14:52:56.112

P10 81		Malvern MAY		Ducati -		
IDEAL LAP TIME : 2:12.621		BEST LAP TIME : 2:13.028		DIFFERENCE : 0.407		
LAP	SECTOR 1	SECTOR 2	LAP TIME	MPH	DIFF	TIME OF DAY
1 -		45.115	2:21.816	75.36	8.788	14:41:47.077
2 -	1:30.040	44.482	2:14.522	79.45	1.494	14:44:01.599
3 -	1:29.449	44.391	2:13.840 (3)	79.85	0.812	14:46:15.439
4 -	1:28.689	44.339	2:13.028 (1)	80.34		14:48:28.467
5 -	1:28.648	45.817	2:14.465	79.48	1.437	14:50:42.932
6 -	1:28.282	45.123	2:13.405 (2)	80.11	0.377	14:52:56.337

P11 65		Ian SOILLEUX		Suzuki - Soltech (Southwest)		
IDEAL LAP TIME : 2:12.419		BEST LAP TIME : 2:13.171		DIFFERENCE : 0.752		
LAP	SECTOR 1	SECTOR 2	LAP TIME	MPH	DIFF	TIME OF DAY
1 -		45.815	2:22.520	74.99	9.349	14:41:47.781
2 -	1:30.914	44.579	2:15.493	78.88	2.322	14:44:03.274
3 -	1:28.990	44.980	2:13.970	79.77	0.799	14:46:17.244
4 -	1:29.111	44.725	2:13.836 (3)	79.85	0.665	14:48:31.080
5 -	1:29.019	44.609	2:13.628 (2)	79.98	0.457	14:50:44.708
6 -	1:27.840	45.331	2:13.171 (1)	80.25		14:52:57.879

P12 32		Chris THAY		Suzuki - Scell-it uk		
IDEAL LAP TIME : 2:14.686		BEST LAP TIME : 2:14.686		DIFFERENCE : 0.000		
LAP	SECTOR 1	SECTOR 2	LAP TIME	MPH	DIFF	TIME OF DAY
1 -		45.166	2:22.610	74.94	7.924	14:41:47.871
2 -	1:30.064	45.207	2:15.271 (2)	79.01	0.585	14:44:03.142
3 -	1:30.300	45.193	2:15.493	78.88	0.807	14:46:18.635

Weather / Track : Cloudy / Dry

Snetterton 300
Circuit Length = 2.9689 miles
Start: 14:39 Flag 14:52 End: 14:54

BMCRC - MRO Championships 2016 - Rnd 9 @ Snetterton 300

Thunderbike Sport & Rookie Minitwins

RACE 10 - SECTOR ANALYSIS

SECTOR 1 = FL to I1, SECTOR 2 = I1 to FL, DIFF = Difference To Personal Best Lap

4 -	1:30.045	45.384	2:15.429 (3)	78.92	0.743	14:48:34.064
5 -	1:30.258	45.174	2:15.432	78.91	0.746	14:50:49.496
6 -	1:29.521	45.165	2:14.686 (1)	79.35		14:53:04.182

P13 192 R Benjamin ROWSWELL	Suzuki - DRM. Isenhurst.					
IDEAL LAP TIME : 2:14.192	BEST LAP TIME : 2:14.192	DIFFERENCE : 0.000				
LAP	SECTOR 1	SECTOR 2	LAP TIME	MPH	DIFF	TIME OF DAY
1 -		47.088	2:27.020	72.69	12.828	14:41:52.281
2 -	1:31.018	45.924	2:16.942	78.04	2.750	14:44:09.223
3 -	1:30.758	45.861	2:16.619	78.23	2.427	14:46:25.842
4 -	1:30.989	45.379	2:16.368 (3)	78.37	2.176	14:48:42.210
5 -	1:30.389	45.480	2:15.869 (2)	78.66	1.677	14:50:58.079
6 -	1:29.111	45.081	2:14.192 (1)	79.64		14:53:12.271

P14 72 Kevin MILLER	Suzuki - Mechanical Air Supplies Ltd					
IDEAL LAP TIME : 2:14.756	BEST LAP TIME : 2:14.865	DIFFERENCE : 0.109				
LAP	SECTOR 1	SECTOR 2	LAP TIME	MPH	DIFF	TIME OF DAY
1 -		46.223	2:25.717	73.34	10.852	14:41:50.978
2 -	1:31.271	46.228	2:17.499	77.73	2.634	14:44:08.477
3 -	1:30.660	46.141	2:16.801	78.12	1.936	14:46:25.278
4 -	1:30.830	45.546	2:16.376 (3)	78.37	1.511	14:48:41.654
5 -	1:29.600	46.387	2:15.987 (2)	78.59	1.122	14:50:57.641
6 -	1:29.709	45.156	2:14.865 (1)	79.25		14:53:12.506

P15 39 Elwyn FRYER	Kawasaki - Gray & Adams Ltd					
IDEAL LAP TIME : 2:14.243	BEST LAP TIME : 2:14.243	DIFFERENCE : 0.000				
LAP	SECTOR 1	SECTOR 2	LAP TIME	MPH	DIFF	TIME OF DAY
1 -		46.379	2:26.857	72.77	12.614	14:41:52.118
2 -	1:31.788	46.161	2:17.949	77.47	3.706	14:44:10.067
3 -	1:31.672	45.786	2:17.458	77.75	3.215	14:46:27.525
4 -	1:29.708	45.750	2:15.458 (2)	78.90	1.215	14:48:42.983
5 -	1:29.985	45.594	2:15.579 (3)	78.83	1.336	14:50:58.562
6 -	1:29.147	45.096	2:14.243 (1)	79.61		14:53:12.805

P16 66 Mark SMITH	Suzuki - Nick&Brian Scott fisheries					
IDEAL LAP TIME : 2:16.626	BEST LAP TIME : 2:16.626	DIFFERENCE : 0.000				
LAP	SECTOR 1	SECTOR 2	LAP TIME	MPH	DIFF	TIME OF DAY
1 -		46.743	2:26.422	72.99	9.796	14:41:51.683
2 -	1:31.372	46.457	2:17.829 (2)	77.54	1.203	14:44:09.512
3 -	1:32.086	46.494	2:18.580	77.12	1.954	14:46:28.092
4 -	1:30.844	45.782	2:16.626 (1)	78.22		14:48:44.718
5 -	1:32.217	46.332	2:18.549 (3)	77.14	1.923	14:51:03.267
6 -	1:32.924	46.976	2:19.900	76.39	3.274	14:53:23.167

P17 471 RMT James LARTER	Suzuki - Malcolm Kidd Car & Commercials					
IDEAL LAP TIME : 2:08.052	BEST LAP TIME : 2:08.052	DIFFERENCE : 0.000				
LAP	SECTOR 1	SECTOR 2	LAP TIME	MPH	DIFF	TIME OF DAY
1 -		43.530	3:14.238	55.02	1:06.186	14:42:39.499
2 -	1:25.843	43.317	2:09.160	82.75	1.108	14:44:48.659
3 -	1:26.045	42.840	2:08.885 (2)	82.92	0.833	14:46:57.544
4 -	1:25.521	42.531	2:08.052 (1)	83.46		14:49:05.596
5 -	1:27.253	43.028	2:10.281	82.03	2.229	14:51:15.877
6 -	1:25.774	43.171	2:08.945 (3)	82.88	0.893	14:53:24.822

P18 991 RMT Marc CUNNINGHAM	Suzuki -					
IDEAL LAP TIME : 2:09.299	BEST LAP TIME : 2:09.802	DIFFERENCE : 0.503				
LAP	SECTOR 1	SECTOR 2	LAP TIME	MPH	DIFF	TIME OF DAY
1 -		43.654	3:15.236	54.74	1:05.434	14:42:40.497

Weather / Track : Cloudy / Dry

Snetterton 300
Circuit Length = 2.9689 miles
Start: 14:39 Flag 14:52 End: 14:54

BMCRC - MRO Championships 2016 - Rnd 9 @ Snetterton 300

Thunderbike Sport & Rookie Minitwins

RACE 10 - SECTOR ANALYSIS

SECTOR 1 = FL to I1, SECTOR 2 = I1 to FL, DIFF = Difference To Personal Best Lap

2 -	1:26.703	43.799	2:10.502	81.89	0.700	14:44:50.999
3 -	1:26.525	43.671	2:10.196 (2)	82.09	0.394	14:47:01.195
4 -	1:26.509	44.035	2:10.544	81.87	0.742	14:49:11.739
5 -	1:26.273	43.529	2:09.802 (1)	82.34		14:51:21.541
6 -	1:27.265	43.026	2:10.291 (3)	82.03	0.489	14:53:31.832

P19 74 RMT Daniel SINGLETON			Suzuki - SDC			
IDEAL LAP TIME : 2:08.236		BEST LAP TIME : 2:08.358		DIFFERENCE : 0.122		
LAP	SECTOR 1	SECTOR 2	LAP TIME	MPH	DIFF	TIME OF DAY
1 -		44.109	3:17.256	54.18	1:08.898	14:42:42.517
2 -	1:27.125	43.832	2:10.957	81.61	2.599	14:44:53.474
3 -	1:27.509	43.819	2:11.328	81.38	2.970	14:47:04.802
4 -	1:25.989	42.467	2:08.456 (2)	83.20	0.098	14:49:13.258
5 -	1:27.782	42.819	2:10.601 (3)	81.83	2.243	14:51:23.859
6 -	1:26.111	42.247	2:08.358 (1)	83.26		14:53:32.217

P20 49 Robert BEAN			Kawasaki -			
IDEAL LAP TIME : 2:18.618		BEST LAP TIME : 2:18.618		DIFFERENCE : 0.000		
LAP	SECTOR 1	SECTOR 2	LAP TIME	MPH	DIFF	TIME OF DAY
1 -		47.151	2:27.637	72.39	9.019	14:41:52.898
2 -	1:33.940	47.161	2:21.101 (3)	75.74	2.483	14:44:13.999
3 -	1:34.272	47.459	2:21.731	75.41	3.113	14:46:35.730
4 -	1:33.655	47.481	2:21.136	75.72	2.518	14:48:56.866
5 -	1:33.844	47.245	2:21.089 (2)	75.75	2.471	14:51:17.955
6 -	1:32.086	46.532	2:18.618 (1)	77.10		14:53:36.573

P21 113 RMT Sam ELKINS			Suzuki - Me Old Man			
IDEAL LAP TIME : 2:09.953		BEST LAP TIME : 2:10.326		DIFFERENCE : 0.373		
LAP	SECTOR 1	SECTOR 2	LAP TIME	MPH	DIFF	TIME OF DAY
1 -		43.958	3:17.001	54.25	1:06.675	14:42:42.262
2 -	1:26.681	44.010	2:10.691 (3)	81.78	0.365	14:44:52.953
3 -	1:27.463	44.051	2:11.514	81.26	1.188	14:47:04.467
4 -	1:27.265	43.272	2:10.537 (2)	81.87	0.211	14:49:15.004
5 -	1:27.344	43.902	2:11.246	81.43	0.920	14:51:26.250
6 -	1:26.840	43.486	2:10.326 (1)	82.01		14:53:36.576

P22 147 RMT Thomas WATSON			Suzuki - Motorsportdays.com TEA Time Racing			
IDEAL LAP TIME : 2:09.742		BEST LAP TIME : 2:10.105		DIFFERENCE : 0.363		
LAP	SECTOR 1	SECTOR 2	LAP TIME	MPH	DIFF	TIME OF DAY
1 -		44.743	3:17.662	54.07	1:07.557	14:42:42.923
2 -	1:28.170	43.174	2:11.344	81.37	1.239	14:44:54.267
3 -	1:26.981	43.968	2:10.949 (3)	81.62	0.844	14:47:05.216
4 -	1:26.890	43.288	2:10.178 (2)	82.10	0.073	14:49:15.394
5 -	1:27.101	44.217	2:11.318	81.39	1.213	14:51:26.712
6 -	1:26.568	43.537	2:10.105 (1)	82.14		14:53:36.817

P23 77 Ray PETTY			Kawasaki - Gray Adams			
IDEAL LAP TIME : 2:18.915		BEST LAP TIME : 2:19.089		DIFFERENCE : 0.174		
LAP	SECTOR 1	SECTOR 2	LAP TIME	MPH	DIFF	TIME OF DAY
1 -		47.030	2:29.848	71.32	10.759	14:41:55.109
2 -	1:35.353	48.803	2:24.156	74.14	5.067	14:44:19.265
3 -	1:34.431	47.144	2:21.575	75.49	2.486	14:46:40.840
4 -	1:33.099	46.732	2:19.831 (2)	76.43	0.742	14:49:00.671
5 -	1:32.809	47.554	2:20.363 (3)	76.14	1.274	14:51:21.034
6 -	1:32.183	46.906	2:19.089 (1)	76.84		14:53:40.123

Weather / Track : Cloudy / Dry

Snetterton 300
Circuit Length = 2.9689 miles
Start: 14:39 Flag 14:52 End: 14:54

BMCRC - MRO Championships 2016 - Rnd 9 @ Snetterton 300

Thunderbike Sport & Rookie Minitwins

RACE 10 - SECTOR ANALYSIS

SECTOR 1 = FL to I1, SECTOR 2 = I1 to FL, DIFF = Difference To Personal Best Lap

P24 175 RMT Richard TYRER		Suzuki -				
IDEAL LAP TIME : 2:11.034		BEST LAP TIME : 2:11.255		DIFFERENCE : 0.221		
LAP	SECTOR 1	SECTOR 2	LAP TIME	MPH	DIFF	TIME OF DAY
1 -		43.872	3:16.343	54.43	1:05.088	14:42:41.604
2 -	1:27.989	43.743	2:11.732	81.13	0.477	14:44:53.336
3 -	1:27.619	43.821	2:11.440 (2)	81.31	0.185	14:47:04.776
4 -	1:27.811	43.761	2:11.572 (3)	81.23	0.317	14:49:16.348
5 -	1:27.291	43.964	2:11.255 (1)	81.42		14:51:27.603
6 -	1:27.681	45.179	2:12.860	80.44	1.605	14:53:40.463

P25 23 Claire BECKETT		Suzuki -				
IDEAL LAP TIME : 2:20.359		BEST LAP TIME : 2:20.918		DIFFERENCE : 0.559		
LAP	SECTOR 1	SECTOR 2	LAP TIME	MPH	DIFF	TIME OF DAY
1 -		47.183	2:29.279	71.59	8.361	14:41:54.540
2 -	1:33.982	47.631	2:21.613	75.47	0.695	14:44:16.153
3 -	1:34.078	47.317	2:21.395 (3)	75.59	0.477	14:46:37.548
4 -	1:33.785	47.629	2:21.414	75.58	0.496	14:48:58.962
5 -	1:33.451	47.467	2:20.918 (1)	75.84		14:51:19.880
6 -	1:33.176	47.873	2:21.049 (2)	75.77	0.131	14:53:40.929

P26 57 Paul FISHER		Kawasaki -				
IDEAL LAP TIME : 2:19.947		BEST LAP TIME : 2:20.133		DIFFERENCE : 0.186		
LAP	SECTOR 1	SECTOR 2	LAP TIME	MPH	DIFF	TIME OF DAY
1 -		47.436	2:30.808	70.87	10.675	14:41:56.069
2 -	1:34.437	47.670	2:22.107	75.21	1.974	14:44:18.176
3 -	1:34.312	47.407	2:21.719	75.41	1.586	14:46:39.895
4 -	1:33.449	46.684	2:20.133 (1)	76.27		14:49:00.028
5 -	1:34.374	47.130	2:21.504 (3)	75.53	1.371	14:51:21.532
6 -	1:33.263	46.936	2:20.199 (2)	76.23	0.066	14:53:41.731

P27 247 Allan CLARK		Kawasaki - A Clark & Sons Builders				
IDEAL LAP TIME : 2:20.012		BEST LAP TIME : 2:20.012		DIFFERENCE : 0.000		
LAP	SECTOR 1	SECTOR 2	LAP TIME	MPH	DIFF	TIME OF DAY
1 -		48.250	2:32.648	70.01	12.636	14:41:57.909
2 -	1:34.261	48.018	2:22.279	75.12	2.267	14:44:20.188
3 -	1:33.738	46.784	2:20.522 (2)	76.05	0.510	14:46:40.710
4 -	1:33.927	47.615	2:21.542	75.51	1.530	14:49:02.252
5 -	1:33.933	46.810	2:20.743 (3)	75.94	0.731	14:51:22.995
6 -	1:33.295	46.717	2:20.012 (1)	76.33		14:53:43.007

P28 42 RMT Gary CARLIN		Suzuki -				
IDEAL LAP TIME : 2:12.427		BEST LAP TIME : 2:12.776		DIFFERENCE : 0.349		
LAP	SECTOR 1	SECTOR 2	LAP TIME	MPH	DIFF	TIME OF DAY
1 -		44.367	3:17.134	54.21	1:04.358	14:42:42.395
2 -	1:29.082	44.672	2:13.754	79.90	0.978	14:44:56.149
3 -	1:28.786	44.615	2:13.401 (2)	80.11	0.625	14:47:09.550
4 -	1:28.363	45.202	2:13.565 (3)	80.02	0.789	14:49:23.115
5 -	1:28.060	44.716	2:12.776 (1)	80.49		14:51:35.891
6 -	1:28.643	45.085	2:13.728	79.92	0.952	14:53:49.619

P29 99 RMT Ben CATT		Suzuki -				
IDEAL LAP TIME : 2:12.038		BEST LAP TIME : 2:12.345		DIFFERENCE : 0.307		
LAP	SECTOR 1	SECTOR 2	LAP TIME	MPH	DIFF	TIME OF DAY
1 -		44.551	3:18.443	53.85	1:06.098	14:42:43.704
2 -	1:28.482	44.643	2:13.125 (3)	80.28	0.780	14:44:56.829
3 -	1:30.029	44.835	2:14.864	79.25	2.519	14:47:11.693
4 -	1:27.762	44.583	2:12.345 (1)	80.75		14:49:24.038
5 -	1:28.389	44.276	2:12.665 (2)	80.56	0.320	14:51:36.703

Snetterton 300

Circuit Length = 2.9689 miles

Start: 14:39 Flag 14:52 End: 14:54

Weather / Track : Cloudy / Dry

BMCRC - MRO Championships 2016 - Rnd 9 @ Snetterton 300

Thunderbike Sport & Rookie Minitwins

RACE 10 - SECTOR ANALYSIS

SECTOR 1 = FL to I1, SECTOR 2 = I1 to FL, DIFF = Difference To Personal Best Lap

6 - 1:28.268 44.982 2:13.250 80.21 0.905 14:53:49.953

P30 76 R Elliot PINSON		Kawasaki - Mum, Dad, Gran & Grandad				
IDEAL LAP TIME : 2:20.161		BEST LAP TIME : 2:20.161		DIFFERENCE : 0.000		
LAP	SECTOR 1	SECTOR 2	LAP TIME	MPH	DIFF	TIME OF DAY
1 -		47.196	2:32.900	69.90	12.739	14:41:58.161
2 -	1:35.189	48.140	2:23.329	74.57	3.168	14:44:21.490
3 -	1:35.587	47.625	2:23.212 (2)	74.63	3.051	14:46:44.702
4 -	1:35.960	47.551	2:23.511	74.47	3.350	14:49:08.213
5 -	1:35.151	48.105	2:23.256 (3)	74.60	3.095	14:51:31.469
6 -	1:33.812	46.349	2:20.161 (1)	76.25		14:53:51.630

P31 50 Steve YOUNG		Suzuki - Cadmatic Engineering				
IDEAL LAP TIME : 2:21.880		BEST LAP TIME : 2:22.286		DIFFERENCE : 0.406		
LAP	SECTOR 1	SECTOR 2	LAP TIME	MPH	DIFF	TIME OF DAY
1 -		47.171	2:31.032	70.76	8.746	14:41:56.293
2 -	1:35.248	48.034	2:23.282	74.59	0.996	14:44:19.575
3 -	1:35.746	48.878	2:24.624	73.90	2.338	14:46:44.199
4 -	1:34.709	47.577	2:22.286 (1)	75.11		14:49:06.485
5 -	1:35.106	48.010	2:23.116 (2)	74.68	0.830	14:51:29.601
6 -	1:34.899	48.234	2:23.133 (3)	74.67	0.847	14:53:52.734

P32 24 RMT Alex SIMMONS		Suzuki - Westcountry Windings				
IDEAL LAP TIME : 2:12.728		BEST LAP TIME : 2:12.728		DIFFERENCE : 0.000		
LAP	SECTOR 1	SECTOR 2	LAP TIME	MPH	DIFF	TIME OF DAY
1 -		44.756	3:18.779	53.76	1:06.051	14:42:44.040
2 -	1:28.276	44.452	2:12.728 (1)	80.52		14:44:56.768
3 -	1:29.948	44.897	2:14.845 (3)	79.26	2.117	14:47:11.613
4 -	1:29.485	44.956	2:14.441 (2)	79.50	1.713	14:49:26.054
5 -	1:30.158	45.437	2:15.595	78.82	2.867	14:51:41.649
6 -	1:31.573	45.646	2:17.219	77.89	4.491	14:53:58.868

P33 73 RMT Dror GENSLER		Suzuki -				
IDEAL LAP TIME : 2:24.103		BEST LAP TIME : 2:24.241		DIFFERENCE : 0.138		
LAP	SECTOR 1	SECTOR 2	LAP TIME	MPH	DIFF	TIME OF DAY
1 -		49.788	3:32.242	50.35	1:08.001	14:42:57.503
2 -	1:36.823	49.609	2:26.432 (3)	72.99	2.191	14:45:23.935
3 -	1:35.823	49.346	2:25.169 (2)	73.62	0.928	14:47:49.104
4 -	1:34.757	49.484	2:24.241 (1)	74.09		14:50:13.345
5 -	1:36.986	50.265	2:27.251	72.58	3.010	14:52:40.596

P34 155 RMT Richard HARRIS		Suzuki - HP Racing				
IDEAL LAP TIME : 2:24.543		BEST LAP TIME : 2:24.839		DIFFERENCE : 0.296		
LAP	SECTOR 1	SECTOR 2	LAP TIME	MPH	DIFF	TIME OF DAY
1 -		48.737	3:29.525	51.01	1:04.686	14:42:54.786
2 -	1:36.432	48.623	2:25.055 (2)	73.68	0.216	14:45:19.841
3 -	1:36.329	48.510	2:24.839 (1)	73.79		14:47:44.680
4 -	1:36.033	56.955	2:32.988	69.86	8.149	14:50:17.668
5 -	1:36.907	49.514	2:26.421 (3)	72.99	1.582	14:52:44.089

P35 143 RMT Robert DAVIE		Suzuki -				
IDEAL LAP TIME : 2:26.731		BEST LAP TIME : 2:26.770		DIFFERENCE : 0.039		
LAP	SECTOR 1	SECTOR 2	LAP TIME	MPH	DIFF	TIME OF DAY
1 -		49.257	3:35.872	49.51	1:09.102	14:43:01.133
2 -	1:38.214	49.221	2:27.435 (3)	72.49	0.665	14:45:28.568
3 -	1:38.360	50.364	2:28.724	71.86	1.954	14:47:57.292
4 -	1:37.717	49.573	2:27.290 (2)	72.56	0.520	14:50:24.582
5 -	1:37.756	49.014	2:26.770 (1)	72.82		14:52:51.352

Snetterton 300

Circuit Length = 2.9689 miles

Start: 14:39 Flag 14:52 End: 14:54

Weather / Track : Cloudy / Dry

BMCRC - MRO Championships 2016 - Rnd 9 @ Snetterton 300

Thunderbike Sport & Rookie Minitwins

RACE 10 - SECTOR ANALYSIS

SECTOR 1 = FL to I1, SECTOR 2 = I1 to FL, DIFF = Difference To Personal Best Lap

P36 959 RMT James HOLLINS		Suzuki - J&S Accessories				
IDEAL LAP TIME : 2:28.011		BEST LAP TIME : 2:28.455		DIFFERENCE : 0.444		
LAP	SECTOR 1	SECTOR 2	LAP TIME	MPH	DIFF	TIME OF DAY
1 -		50.006	3:33.746	50.00	1:05.291	14:42:59.007
2 -	1:38.393	50.062	2:28.455 (1)	71.99		14:45:27.462
3 -	1:39.106	49.618	2:28.724 (2)	71.86	0.269	14:47:56.186
4 -	1:40.484	50.703	2:31.187	70.69	2.732	14:50:27.373
5 -	1:39.525	51.102	2:30.627 (3)	70.95	2.172	14:52:58.000

P37 16 RMT Geoff LANSDELL		Suzuki - EPG Domestic				
IDEAL LAP TIME : 2:28.810		BEST LAP TIME : 2:29.428		DIFFERENCE : 0.618		
LAP	SECTOR 1	SECTOR 2	LAP TIME	MPH	DIFF	TIME OF DAY
1 -		49.988	3:34.968	49.71	1:05.540	14:43:00.229
2 -	1:39.054	50.421	2:29.475 (2)	71.50	0.047	14:45:29.704
3 -	1:39.636	50.810	2:30.446	71.04	1.018	14:48:00.150
4 -	1:39.449	50.358	2:29.807 (3)	71.34	0.379	14:50:29.957
5 -	1:38.822	50.606	2:29.428 (1)	71.52		14:52:59.385

P38 728 RMT David DOWNING		Suzuki -				
IDEAL LAP TIME : 2:29.425		BEST LAP TIME : 2:30.565		DIFFERENCE : 1.140		
LAP	SECTOR 1	SECTOR 2	LAP TIME	MPH	DIFF	TIME OF DAY
1 -		50.383	3:36.810	49.29	1:06.245	14:43:02.071
2 -	1:39.349	1:02.581	2:41.930	66.00	11.365	14:45:44.001
3 -	1:40.489	50.076	2:30.565 (1)	70.98		14:48:14.566
4 -	1:40.811	51.030	2:31.841 (2)	70.38	1.276	14:50:46.407
5 -	1:40.342	52.613	2:32.955 (3)	69.87	2.390	14:53:19.362

P39 93 Jack WALLIS		Suzuki - Grumpdad and Watling Tyres				
IDEAL LAP TIME : 2:11.739		BEST LAP TIME : 2:11.847		DIFFERENCE : 0.108		
LAP	SECTOR 1	SECTOR 2	LAP TIME	MPH	DIFF	TIME OF DAY
1 -		44.516	2:17.656 (3)	77.64	5.809	14:41:42.917
2 -	1:28.084	44.426	2:12.510 (2)	80.65	0.663	14:43:55.427
3 -	1:27.904	43.943	2:11.847 (1)	81.06		14:46:07.274

BMCRC - MRO Championships 2016 - Rnd 9 @ Snetterton 300

Thunderbike Sport & Rookie Minitwins

RACE 10 - BEST SECTORS

SECTOR 1			SECTOR 2			IDEAL / BEST COMPARISON						
POS	NO	NAME	TIME	NO	NAME	TIME	POS	NO	NAME	IDEAL	BEST	DIFF
									PERFECT LAP	2:07.768		
1	471	LARTER	1:25.521	74	SINGLETON	42.247	1	471	LARTER	2:08.052	2:08.052	0.000
2	47	TROWELL	1:25.644	471	LARTER	42.531	2	74	SINGLETON	2:08.236	2:08.358	0.122
3	74	SINGLETON	1:25.989	47	TROWELL	42.600	3	47	TROWELL	2:08.244	2:08.244	0.000
4	991	CUNNINGHAM	1:26.273	43	WALKEY	42.691	4	991	CUNNINGHAM	2:09.299	2:09.802	0.503
5	3	NEWALL	1:26.356	991	CUNNINGHAM	43.026	5	43	WALKEY	2:09.584	2:09.592	0.008
6	186	WITHERINGTON	1:26.390	147	WATSON	43.174	6	186	WITHERINGTON	2:09.650	2:09.812	0.162
7	67	COE	1:26.507	67	COE	43.205	7	67	COE	2:09.712	2:09.712	0.000
8	147	WATSON	1:26.568	186	WITHERINGTON	43.260	8	147	WATSON	2:09.742	2:10.105	0.363
9	113	ELKINS	1:26.681	113	ELKINS	43.272	9	113	ELKINS	2:09.953	2:10.326	0.373
10	43	WALKEY	1:26.893	444	WILLIAMS	43.357	10	3	NEWALL	2:10.336	2:10.506	0.170
11	88	CARSON	1:27.286	175	TYRER	43.743	11	175	TYRER	2:11.034	2:11.255	0.221
12	175	TYRER	1:27.291	88	CARSON	43.806	12	88	CARSON	2:11.092	2:11.092	0.000
13	48	WALLIS	1:27.630	48	WALLIS	43.910	13	444	WILLIAMS	2:11.296	2:11.565	0.269
14	99	CATT	1:27.762	93	WALLIS	43.943	14	48	WALLIS	2:11.540	2:11.999	0.459
15	93	WALLIS	1:27.796	3	NEWALL	43.980	15	93	WALLIS	2:11.739	2:11.847	0.108
16	65	SOILLEUX	1:27.840	99	CATT	44.276	16	99	CATT	2:12.038	2:12.345	0.307
17	444	WILLIAMS	1:27.939	81	MAY	44.339	17	65	SOILLEUX	2:12.419	2:13.171	0.752
18	42	CARLIN	1:28.060	42	CARLIN	44.367	18	42	CARLIN	2:12.427	2:12.776	0.349
19	123	EVANS	1:28.218	24	SIMMONS	44.452	19	81	MAY	2:12.621	2:13.028	0.407
20	24	SIMMONS	1:28.276	123	EVANS	44.550	20	24	SIMMONS	2:12.728	2:12.728	0.000
21	81	MAY	1:28.282	65	SOILLEUX	44.579	21	123	EVANS	2:12.768	2:12.768	0.000
22	192	ROWSWELL	1:29.111	192	ROWSWELL	45.081	22	192	ROWSWELL	2:14.192	2:14.192	0.000
23	39	FRYER	1:29.147	39	FRYER	45.096	23	39	FRYER	2:14.243	2:14.243	0.000
24	32	THAY	1:29.521	72	MILLER	45.156	24	32	THAY	2:14.686	2:14.686	0.000
25	72	MILLER	1:29.600	32	THAY	45.165	25	72	MILLER	2:14.756	2:14.865	0.109
26	66	SMITH	1:30.844	66	SMITH	45.782	26	66	SMITH	2:16.626	2:16.626	0.000
27	49	BEAN	1:32.086	76	PINSON	46.349	27	49	BEAN	2:18.618	2:18.618	0.000
28	77	PETTY	1:32.183	49	BEAN	46.532	28	77	PETTY	2:18.915	2:19.089	0.174
29	23	BECKETT	1:33.176	57	FISHER	46.684	29	57	FISHER	2:19.947	2:20.133	0.186
30	57	FISHER	1:33.263	247	CLARK	46.717	30	247	CLARK	2:20.012	2:20.012	0.000
31	247	CLARK	1:33.295	77	PETTY	46.732	31	76	PINSON	2:20.161	2:20.161	0.000
32	76	PINSON	1:33.812	50	YOUNG	47.171	32	23	BECKETT	2:20.359	2:20.918	0.559
33	50	YOUNG	1:34.709	23	BECKETT	47.183	33	50	YOUNG	2:21.880	2:22.286	0.406
34	73	GENSLER	1:34.757	155	HARRIS	48.510	34	73	GENSLER	2:24.103	2:24.241	0.138
35	155	HARRIS	1:36.033	143	DAVIE	49.014	35	155	HARRIS	2:24.543	2:24.839	0.296
36	143	DAVIE	1:37.717	73	GENSLER	49.346	36	143	DAVIE	2:26.731	2:26.770	0.039
37	959	HOLLINS	1:38.393	959	HOLLINS	49.618	37	959	HOLLINS	2:28.011	2:28.455	0.444
38	16	LANSDELL	1:38.822	16	LANSDELL	49.988	38	16	LANSDELL	2:28.810	2:29.428	0.618
39	728	DOWNING	1:39.349	728	DOWNING	50.076	39	728	DOWNING	2:29.425	2:30.565	1.140

Weather / Track : Cloudy / Dry

Snetterton 300

Circuit Length = 2.9689 miles

Start: 14:39 Flag 14:52 End: 14:54

Results can be found at www.tsl-timing.com

Printed - 14:56 Sunday, 18 September 2016