



BMCRC-MRO Championships 2015

**Round 10
Snetterton 200**

24th & 25th October 2015



Results Provided by Timing Solutions Ltd
www.tsl-timing.com



MRO 600 inc Clubman 600 & BMCRC Rookie 600

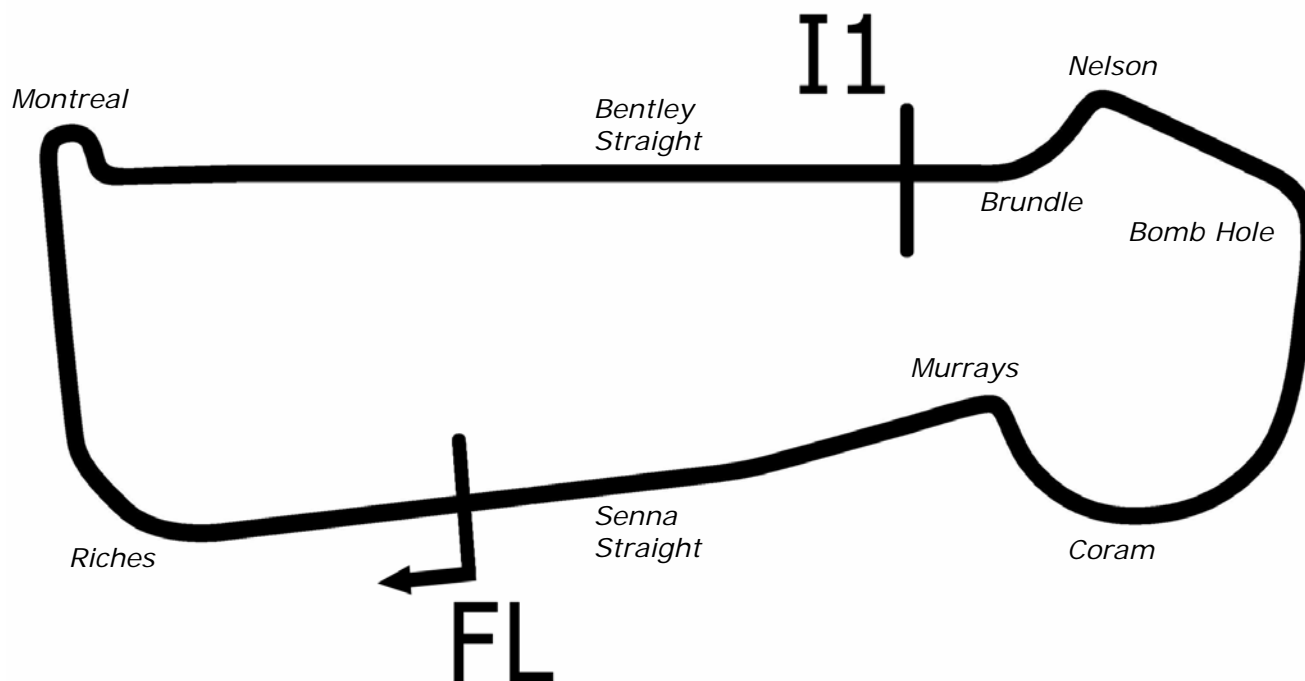
Snetterton 200

24th & 25th October 2015



Results Provided by Timing Solutions Ltd
www.tsl-timing.com

Snetterton 200



Length	1.9840 miles	3193.0 m	
FL		52.46340 N	0.94476 E
I1	1612m	52.46617 N	0.94964 E
Pit Entry	2987m	52.46364 N	0.94774 E
Pit Exit	40m after FL	52.46338 N	0.94420 E
Pit Entry–Pit Exit 246m, 14.7s @60kph, 11.0s @80kph			

All results available at www.tsl-timing.com

BMCRC - MRO Championships 2015 - Rnd 10 @ Snetterton 200

Team Respro MRO 600 inc Clubman 600 & BMCRC Rookie 600

QUALIFYING - CLASSIFICATION

POS	NO	CL	PIC NAME	ENTRY	TIME	ON	LAPS	GAP	DIFF	MPH
1	15		1 John LEA	Triumph - P G Lea Plumbing	1:13.824	11	12			96.75
2	66		2 Joe GOGGINS	Yamaha - Lexicon racing	1:14.363	7	12	0.539	0.539	96.04
3	74	C	1 Joe MORPHETT	Yamaha -	1:14.579	6	12	0.755	0.216	95.77
4	32	C	2 Mark PIPER	Yamaha -	1:14.786	9	10	0.962	0.207	95.50
5	8	C	3 Grant NEWSTEAD	Yamaha - Tinklers Motorcycles	1:14.949	10	12	1.125	0.163	95.29
6	6	R	1 Dominic PETTIT	Yamaha - Camclad Contractors	1:15.112	3	6	1.288	0.163	95.09
7	27	C	4 Rob EYRE	Triumph -	1:15.729	10	11	1.905	0.617	94.31
8	173	C	5 Stephen DRAPER	Yamaha -	1:15.765	11	11	1.941	0.036	94.27
9	88		3 Neil MacQUEEN	Honda -	1:16.072	7	7	2.248	0.307	93.89
10	49	C	6 Ross McLURG	Kawasaki - EDI Building	1:16.492	10	11	2.668	0.420	93.37
11	76	R	2 Hayden PLATTON	Kawasaki - NR Racing	1:16.867	7	10	3.043	0.375	92.92
12	90	R	3 Benjamin COTGROVE	Triumph - NR Racing	1:16.994	3	3	3.170	0.127	92.76
13	77	R	4 Jamie TIBBLE	Honda - Barncroft Engineering	1:17.081	11	11	3.257	0.087	92.66
14	422	C	7 Ben DOOLAN	Yamaha - BD PLASTERING	1:17.338	10	11	3.514	0.257	92.35
15	40		4 David SHELVEY	Suzuki -	1:17.675	9	11	3.851	0.337	91.95
16	164	R	5 Barry CHAMBERLAIN	Suzuki - Goldline Maintenance Services	1:17.927	9	11	4.103	0.252	91.65
17	56	C	8 Michael MILLS	Yamaha - Area 51 Racing	1:17.943	9	10	4.119	0.016	91.63
18	39		5 Shane SMITH	Triumph - Ridemoto.com	1:18.046	4	11	4.222	0.103	91.51
19	112		6 James NAGY	Honda -	1:18.145	10	11	4.321	0.099	91.40
20	37	C	9 James PARISH	Suzuki - HPS Motorcycles, Licharz Engineering Plastics, I	1:18.250	8	11	4.426	0.105	91.27
21	55		7 Paul GARNER	Yamaha - Area 51 Racing	1:18.307	4	6	4.483	0.057	91.21
22	11	R	6 Josh HARVEY	Yamaha - NR Racing	1:18.843	11	11	5.019	0.536	90.59
23	99	R	7 Lloyd COLLINS	Honda - Warren Drives	1:19.288	9	10	5.464	0.445	90.08
24	147	C	10 Sean CHASTON	Yamaha - Hyside Motorcycles	1:19.487	4	5	5.663	0.199	89.85
25	363	R	8 Aaron WRIGHT	Triumph - Aquablastu UK	1:19.876	9	10	6.052	0.389	89.42
26	95		8 Simon MEADOWS	Triumph - myself	1:20.568	9	11	6.744	0.692	88.65
27	118	R	9 Nathan DONEY	Yamaha -	1:21.115	5	6	7.291	0.547	88.05
28	30	R	10 Duncan GROVE	Yamaha -	1:22.061	3	7	8.237	0.946	87.03
29	122	R	11 Paul WILSON	Yamaha -	1:22.379	7	7	8.555	0.318	86.70
30	43	R	12 Jon CLARK	Triumph - RJC Motor Services	1:22.846	7	10	9.022	0.467	86.21
31	51	R	13 Andrew DURANT	Honda -	1:23.055	4	6	9.231	0.209	85.99
32	174		9 Talan SKEELS-PIGGINS	Suzuki - McMillan Williams	1:24.005	4	4	10.181	0.950	85.02
33	83	R	14 Peter CUNNINGHAM	Triumph -	1:24.463	3	3	10.639	0.458	84.56
34	317	R	15 Jack WARD	Yamaha - Team Ward Racing	1:25.240	7	8	11.416	0.777	83.79
35	28	R	16 Carl BARRON	Yamaha -	1:32.777	3	5	18.953	7.537	76.98

Snetterton 200

Circuit Length = 1.9840 miles

Start: 09:55 Flag 10:09 End: 10:11

Weather / Track : Cloudy / Dry

These results are provisional until the conclusion of any judicial and technical matters.

Clerk Of Course :	Timekeeper :
-------------------	--------------

Results can be found at www.tsl-timing.com

Printed - 10:11 Saturday, 24 October 2015



BMCRC - MRO Championships 2015 - Rnd 10 @ Snetterton 200

Team Respro MRO 600 inc Clubman 600 & BMCRC Rookie 600

QUALIFYING - SECTOR ANALYSIS

SECTOR 1 = FL to I1, SECTOR 2 = I1 to FL, DIFF = Difference To Personal Best Lap

P1 15		John LEA		Triumph - P G Lea Plumbing			
IDEAL LAP TIME : 1:13.658		BEST LAP TIME : 1:13.824		DIFFERENCE : 0.166			
LAP	SECTOR 1	SECTOR 2	LAP TIME	MPH	DIFF	TIME OF DAY	
1 -	37.913	42.092	1:20.005	89.27	6.181	09:56:33.851	
2 -	35.165	40.506	1:15.671	94.38	1.847	09:57:49.522	
3 -	34.945	40.193	1:15.138	95.05	1.314	09:59:04.660	
4 -	34.881	39.765	1:14.646	95.68	0.822	10:00:19.306	
5 -	34.323	39.757	1:14.080 (3)	96.41	0.256	10:01:33.386	
6 -	34.569	40.438	1:15.007	95.22	1.183	10:02:48.393	
7 -	34.702	39.565	1:14.267	96.17	0.443	10:04:02.660	
8 -	34.559	39.571	1:14.130	96.35	0.306	10:05:16.790	
9 -	34.631	39.710	1:14.341	96.07	0.517	10:06:31.131	
10 -	34.605	39.335	1:13.940 (2)	96.59	0.116	10:07:45.071	
11 -	34.392	39.432	1:13.824 (1)	96.75		10:08:58.895	
12 -	35.054	40.404	1:15.458	94.65	1.634	10:10:14.353	

P2 66		Joe GOGGINS		Yamaha - Lexicon racing			
IDEAL LAP TIME : 1:14.158		BEST LAP TIME : 1:14.363		DIFFERENCE : 0.205			
LAP	SECTOR 1	SECTOR 2	LAP TIME	MPH	DIFF	TIME OF DAY	
1 -	38.660	42.050	1:20.710	88.49	6.347	09:56:33.218	
2 -	35.352	40.698	1:16.050	93.91	1.687	09:57:49.268	
3 -	34.925	40.500	1:15.425	94.69	1.062	09:59:04.693	
4 -	35.090	40.472	1:15.562	94.52	1.199	10:00:20.255	
5 -	34.737	39.940	1:14.677 (2)	95.64	0.314	10:01:34.932	
6 -	34.807	40.070	1:14.877	95.39	0.514	10:02:49.809	
7 -	34.713	39.650	1:14.363 (1)	96.04		10:04:04.172	
8 -	34.881	40.603	1:15.484	94.62	1.121	10:05:19.656	
9 -	34.508	48.694	1:23.202	85.84	8.839	10:06:42.858	
10 -	36.510	40.866	1:17.376	92.30	3.013	10:08:00.234	
11 -	34.791	40.406	1:15.197	94.98	0.834	10:09:15.431	
12 -	34.807	39.873	1:14.680 (3)	95.64	0.317	10:10:30.111	

P3 74 C		Joe MORPHETT		Yamaha -			
IDEAL LAP TIME : 1:14.302		BEST LAP TIME : 1:14.579		DIFFERENCE : 0.277			
LAP	SECTOR 1	SECTOR 2	LAP TIME	MPH	DIFF	TIME OF DAY	
1 -	38.824	42.066	1:20.890	88.29	6.311	09:56:34.248	
2 -	35.714	40.992	1:16.706	93.11	2.127	09:57:50.954	
3 -	35.458	40.308	1:15.766	94.27	1.187	09:59:06.720	
4 -	34.906	40.328	1:15.234	94.93	0.655	10:00:21.954	
5 -	35.248	40.012	1:15.260	94.90	0.681	10:01:37.214	
6 -	34.906	39.673	1:14.579 (1)	95.77		10:02:51.793	
7 -	35.047	39.834	1:14.881 (2)	95.38	0.302	10:04:06.674	
8 -	34.846	40.395	1:15.241	94.92	0.662	10:05:21.915	
9 -	35.213	39.679	1:14.892 (3)	95.37	0.313	10:06:36.807	
10 -	34.629	40.890	1:15.519	94.57	0.940	10:07:52.326	
11 -	34.723	40.363	1:15.086	95.12	0.507	10:09:07.412	
12 -	35.006	39.984	1:14.990	95.24	0.411	10:10:22.402	

P4 32 C		Mark PIPER		Yamaha -			
IDEAL LAP TIME : 1:14.786		BEST LAP TIME : 1:14.786		DIFFERENCE : 0.000			
LAP	SECTOR 1	SECTOR 2	LAP TIME	MPH	DIFF	TIME OF DAY	
1 -	40.804	43.973	1:24.777	84.25	9.991	09:57:04.684	
2 -	36.375	41.376	1:17.751	91.86	2.965	09:58:22.435	
3 -	35.639	42.677	1:18.316	91.20	3.530	09:59:40.751	
4 -	35.230	41.843	1:17.073	92.67	2.287	10:00:57.824	
5 -	35.587	40.705	1:16.292	93.62	1.506	10:02:14.116	
6 -	34.911	40.176	1:15.087 (2)	95.12	0.301	10:03:29.203	
7 -	35.011	40.945	1:15.956	94.03	1.170	10:04:45.159	
8 -	35.237	40.253	1:15.490 (3)	94.61	0.704	10:06:00.649	
9 -	34.806	39.980	1:14.786 (1)	95.50		10:07:15.435	

Weather / Track : Cloudy / Dry

Snetterton 200
Circuit Length = 1.9840 miles
Start: 09:55 Flag 10:09 End: 10:11

BMCRC - MRO Championships 2015 - Rnd 10 @ Snetterton 200

Team Respro MRO 600 inc Clubman 600 & BMCRC Rookie 600

QUALIFYING - SECTOR ANALYSIS

SECTOR 1 = FL to I1, SECTOR 2 = I1 to FL, DIFF = Difference To Personal Best Lap

10 - 38.329 40.929 1:19.258 90.11 4.472 10:08:34.693

P5 8 C Grant NEWSTEAD			Yamaha - Tinklers Motorcycles			
IDEAL LAP TIME : 1:14.606		BEST LAP TIME : 1:14.949		DIFFERENCE : 0.343		
LAP	SECTOR 1	SECTOR 2	LAP TIME	MPH	DIFF	TIME OF DAY
1 -	37.280	41.100	1:18.380	91.12	3.431	09:56:30.914
2 -	35.640	40.582	1:16.222	93.70	1.273	09:57:47.136
3 -	35.130	40.356	1:15.486	94.62	0.537	09:59:02.622
4 -	34.965	40.632	1:15.597	94.48	0.648	10:00:18.219
5 -	35.267	39.986	1:15.253	94.91	0.304	10:01:33.472
6 -	35.454	40.699	1:16.153	93.79	1.204	10:02:49.625
7 -	35.644	39.777	1:15.421	94.70	0.472	10:04:05.046
8 -	35.102	40.815	1:15.917	94.08	0.968	10:05:20.963
9 -	35.043	40.059	1:15.102 (2)	95.10	0.153	10:06:36.065
10 -	34.829	40.120	1:14.949 (1)	95.29		10:07:51.014
11 -	34.923	41.089	1:16.012	93.96	1.063	10:09:07.026
12 -	35.368	39.861	1:15.229 (3)	94.94	0.280	10:10:22.255

P6 6 R Dominic PETTIT			Yamaha - Camclad Contractors			
IDEAL LAP TIME : 1:14.224		BEST LAP TIME : 1:15.112		DIFFERENCE : 0.888		
LAP	SECTOR 1	SECTOR 2	LAP TIME	MPH	DIFF	TIME OF DAY
1 -	38.653	42.584	1:21.237	87.92	6.125	09:56:35.274
2 -	35.677	40.683	1:16.360 (3)	93.53	1.248	09:57:51.634
3 -	35.359	39.753	1:15.112 (1)	95.09		09:59:06.746
4 -	34.471	40.708	1:15.179 (2)	95.00	0.067	10:00:21.925
5 -		IN PIT	3:26.463 P	34.59	2:11.351	10:03:48.388
6 -	OUTLAP	42.620	1:22.367	86.71	7.255	10:05:10.755

P7 27 C Rob EYRE			Triumph -			
IDEAL LAP TIME : 1:15.645		BEST LAP TIME : 1:15.729		DIFFERENCE : 0.084		
LAP	SECTOR 1	SECTOR 2	LAP TIME	MPH	DIFF	TIME OF DAY
1 -	39.565	42.955	1:22.520	86.55	6.791	09:56:37.502
2 -	35.763	40.697	1:16.460	93.41	0.731	09:57:53.962
3 -	35.405	40.412	1:15.817 (3)	94.20	0.088	09:59:09.779
4 -	36.066	40.251	1:16.317	93.59	0.588	10:00:26.096
5 -	36.906	40.324	1:17.230	92.48	1.501	10:01:43.326
6 -	35.731	40.604	1:16.335	93.56	0.606	10:02:59.661
7 -	35.852	40.240	1:16.092	93.86	0.363	10:04:15.753
8 -	35.757	41.489	1:17.246	92.46	1.517	10:05:32.999
9 -	35.552	40.298	1:15.850	94.16	0.121	10:06:48.849
10 -	35.460	40.269	1:15.729 (1)	94.31		10:08:04.578
11 -	35.442	40.370	1:15.812 (2)	94.21	0.083	10:09:20.390

P8 173 C Stephen DRAPER			Yamaha -			
IDEAL LAP TIME : 1:15.765		BEST LAP TIME : 1:15.765		DIFFERENCE : 0.000		
LAP	SECTOR 1	SECTOR 2	LAP TIME	MPH	DIFF	TIME OF DAY
1 -	39.853	45.175	1:25.028	84.00	9.263	09:56:42.783
2 -	36.559	43.239	1:19.798	89.50	4.033	09:58:02.581
3 -	36.496	42.204	1:18.700	90.75	2.935	09:59:21.281
4 -	35.732	41.923	1:17.655	91.97	1.890	10:00:38.936
5 -	35.944	41.442	1:17.386	92.29	1.621	10:01:56.322
6 -	36.446	41.198	1:17.644	91.99	1.879	10:03:13.966
7 -	35.931	40.924	1:16.855	92.93	1.090	10:04:30.821
8 -	35.364	40.779	1:16.143 (2)	93.80	0.378	10:05:46.964
9 -	35.435	40.730	1:16.165 (3)	93.77	0.400	10:07:03.129
10 -	35.286	41.435	1:16.721	93.09	0.956	10:08:19.850
11 -	35.165	40.600	1:15.765 (1)	94.27		10:09:35.615

Weather / Track : Cloudy / Dry

Snetterton 200

Circuit Length = 1.9840 miles

Start: 09:55 Flag 10:09 End: 10:11

BMCRC - MRO Championships 2015 - Rnd 10 @ Snetterton 200

Team Respro MRO 600 inc Clubman 600 & BMCRC Rookie 600

QUALIFYING - SECTOR ANALYSIS

SECTOR 1 = FL to I1, SECTOR 2 = I1 to FL, DIFF = Difference To Personal Best Lap

P9 88		Neil MacQUEEN		Honda -		
IDEAL LAP TIME : 1:15.935		BEST LAP TIME : 1:16.072		DIFFERENCE : 0.137		
LAP	SECTOR 1	SECTOR 2	LAP TIME	MPH	DIFF	TIME OF DAY
1 -	38.915	42.826	1:21.741	87.38	5.669	09:56:35.137
2 -	36.367	41.074	1:17.441	92.23	1.369	09:57:52.578
3 -	35.841	40.749	1:16.590 (3)	93.25	0.518	09:59:09.168
4 -	35.468	40.684	1:16.152 (2)	93.79	0.080	10:00:25.320
5 -	36.191	41.007	1:17.198	92.52	1.126	10:01:42.518
6 -	35.816	40.788	1:16.604	93.23	0.532	10:02:59.122
7 -	35.605	40.467	1:16.072 (1)	93.89		10:04:15.194

P10 49 C		Ross McLURG		Kawasaki - EDI Building		
IDEAL LAP TIME : 1:16.365		BEST LAP TIME : 1:16.492		DIFFERENCE : 0.127		
LAP	SECTOR 1	SECTOR 2	LAP TIME	MPH	DIFF	TIME OF DAY
1 -	40.376	45.140	1:25.516	83.52	9.024	09:56:40.974
2 -	37.260	44.052	1:21.312	87.84	4.820	09:58:02.286
3 -	36.363	42.069	1:18.432	91.06	1.940	09:59:20.718
4 -	36.319	42.295	1:18.614	90.85	2.122	10:00:39.332
5 -	36.452	42.588	1:19.040	90.36	2.548	10:01:58.372
6 -	35.919	42.559	1:18.478	91.01	1.986	10:03:16.850
7 -	35.843	41.362	1:17.205	92.51	0.713	10:04:34.055
8 -	35.721	40.915	1:16.636 (3)	93.20	0.144	10:05:50.691
9 -	35.710	40.899	1:16.609 (2)	93.23	0.117	10:07:07.300
10 -	35.466	41.026	1:16.492 (1)	93.37		10:08:23.792
11 -	36.117	42.203	1:18.320	91.19	1.828	10:09:42.112

P11 76 R		Hayden PLATTON		Kawasaki - NR Racing		
IDEAL LAP TIME : 1:16.619		BEST LAP TIME : 1:16.867		DIFFERENCE : 0.248		
LAP	SECTOR 1	SECTOR 2	LAP TIME	MPH	DIFF	TIME OF DAY
1 -	39.699	44.548	1:24.247	84.78	7.380	09:56:40.517
2 -	37.713	43.771	1:21.484	87.65	4.617	09:58:02.001
3 -	36.499	41.919	1:18.418	91.08	1.551	09:59:20.419
4 -	36.455	41.954	1:18.409	91.09	1.542	10:00:38.828
5 -	36.665	42.386	1:19.051	90.35	2.184	10:01:57.879
6 -	35.964	41.569	1:17.533	92.12	0.666	10:03:15.412
7 -	35.911	40.956	1:16.867 (1)	92.92		10:04:32.279
8 -	35.957	41.057	1:17.014 (2)	92.74	0.147	10:05:49.293
9 -	35.910	41.265	1:17.175	92.54	0.308	10:07:06.468
10 -	35.663	41.368	1:17.031 (3)	92.72	0.164	10:08:23.499

P12 90 R		Benjamin COTGROVE		Triumph - NR Racing		
IDEAL LAP TIME : 1:16.994		BEST LAP TIME : 1:16.994		DIFFERENCE : 0.000		
LAP	SECTOR 1	SECTOR 2	LAP TIME	MPH	DIFF	TIME OF DAY
1 -	39.460	42.848	1:22.308 (3)	86.77	5.314	09:56:37.450
2 -	36.016	41.124	1:17.140 (2)	92.59	0.146	09:57:54.590
3 -	35.895	41.099	1:16.994 (1)	92.76		09:59:11.584

P13 77 R		Jamie TIBBLE		Honda - Barncroft Engineering		
IDEAL LAP TIME : 1:16.887		BEST LAP TIME : 1:17.081		DIFFERENCE : 0.194		
LAP	SECTOR 1	SECTOR 2	LAP TIME	MPH	DIFF	TIME OF DAY
1 -	39.840	46.336	1:26.176	82.88	9.095	09:56:40.413
2 -	37.772	44.204	1:21.976	87.12	4.895	09:58:02.389
3 -	37.845	44.034	1:21.879	87.23	4.798	09:59:24.268
4 -	38.531	43.207	1:21.738	87.38	4.657	10:00:46.006
5 -	37.218	43.109	1:20.327	88.91	3.246	10:02:06.333
6 -	36.482	41.681	1:18.163	91.38	1.082	10:03:24.496
7 -	36.531	41.515	1:18.046	91.51	0.965	10:04:42.542
8 -	35.838	41.337	1:17.175 (2)	92.54	0.094	10:05:59.717
9 -	36.242	41.488	1:17.730	91.88	0.649	10:07:17.447

Snetterton 200

Circuit Length = 1.9840 miles

Start: 09:55 Flag 10:09 End: 10:11

Weather / Track : Cloudy / Dry

BMCRC - MRO Championships 2015 - Rnd 10 @ Snetterton 200

Team Respro MRO 600 inc Clubman 600 & BMCRC Rookie 600

QUALIFYING - SECTOR ANALYSIS

SECTOR 1 = FL to I1, SECTOR 2 = I1 to FL, DIFF = Difference To Personal Best Lap

10 -	36.384	41.162	1:17.546 (3)	92.10	0.465	10:08:34.993
11 -	35.725	41.356	1:17.081 (1)	92.66		10:09:52.074

P14 422 C		Ben DOOLAN		Yamaha - BD PLASTERING			
IDEAL LAP TIME : 1:17.338		BEST LAP TIME : 1:17.338		DIFFERENCE : 0.000			
LAP	SECTOR 1	SECTOR 2	LAP TIME	MPH	DIFF	TIME OF DAY	
1 -	38.373	42.581	1:20.954	88.22	3.616	09:56:51.168	
2 -	36.704	41.979	1:18.683	90.77	1.345	09:58:09.851	
3 -	36.686	41.424	1:18.110	91.44	0.772	09:59:27.961	
4 -	36.756	43.737	1:20.493	88.73	3.155	10:00:48.454	
5 -	36.913	41.494	1:18.407	91.09	1.069	10:02:06.861	
6 -	36.619	42.072	1:18.691	90.76	1.353	10:03:25.552	
7 -	36.556	43.106	1:19.662	89.66	2.324	10:04:45.214	
8 -	36.449	41.768	1:18.217	91.31	0.879	10:06:03.431	
9 -	36.308	41.544	1:17.852 (3)	91.74	0.514	10:07:21.283	
10 -	36.180	41.158	1:17.338 (1)	92.35		10:08:38.621	
11 -	36.287	41.547	1:17.834 (2)	91.76	0.496	10:09:56.455	

P15 40		David SHELVEY		Suzuki -			
IDEAL LAP TIME : 1:17.392		BEST LAP TIME : 1:17.675		DIFFERENCE : 0.283			
LAP	SECTOR 1	SECTOR 2	LAP TIME	MPH	DIFF	TIME OF DAY	
1 -	45.190	45.010	1:30.200	79.18	12.525	09:57:20.586	
2 -	37.779	42.041	1:19.820	89.48	2.145	09:58:40.406	
3 -	36.445	42.196	1:18.641	90.82	0.966	09:59:59.047	
4 -	36.700	42.012	1:18.712	90.74	1.037	10:01:17.759	
5 -	36.887	41.455	1:18.342	91.17	0.667	10:02:36.101	
6 -	36.707	41.254	1:17.961 (2)	91.61	0.286	10:03:54.062	
7 -	37.816	41.273	1:19.089	90.31	1.414	10:05:13.151	
8 -	36.260	41.988	1:18.248	91.28	0.573	10:06:31.399	
9 -	36.543	41.132	1:17.675 (1)	91.95		10:07:49.074	
10 -	36.293	41.921	1:18.214 (3)	91.32	0.539	10:09:07.288	
11 -	36.639	41.821	1:18.460	91.03	0.785	10:10:25.748	

P16 164 R		Barry CHAMBERLAIN		Suzuki - Goldline Maintenance Services			
IDEAL LAP TIME : 1:17.863		BEST LAP TIME : 1:17.927		DIFFERENCE : 0.064			
LAP	SECTOR 1	SECTOR 2	LAP TIME	MPH	DIFF	TIME OF DAY	
1 -	39.602	44.129	1:23.731	85.30	5.804	09:56:39.245	
2 -	36.869	42.093	1:18.962	90.45	1.035	09:57:58.207	
3 -	36.550	41.856	1:18.406	91.09	0.479	09:59:16.613	
4 -	36.747	41.566	1:18.313	91.20	0.386	10:00:34.926	
5 -	37.012	41.867	1:18.879	90.55	0.952	10:01:53.805	
6 -	37.980	41.706	1:19.686	89.63	1.759	10:03:13.491	
7 -	36.773	41.430	1:18.203 (3)	91.33	0.276	10:04:31.694	
8 -	36.785	41.559	1:18.344	91.16	0.417	10:05:50.038	
9 -	36.570	41.357	1:17.927 (1)	91.65		10:07:07.965	
10 -	36.506	41.587	1:18.093 (2)	91.46	0.166	10:08:26.058	
11 -	36.765	42.258	1:19.023	90.38	1.096	10:09:45.081	

P17 56 C		Michael MILLS		Yamaha - Area 51 Racing			
IDEAL LAP TIME : 1:17.943		BEST LAP TIME : 1:17.943		DIFFERENCE : 0.000			
LAP	SECTOR 1	SECTOR 2	LAP TIME	MPH	DIFF	TIME OF DAY	
1 -	40.890	44.737	1:25.627	83.41	7.684	09:56:43.191	
2 -	37.795	43.856	1:21.651	87.47	3.708	09:58:04.842	
3 -	36.942	43.203	1:20.145	89.12	2.202	09:59:24.987	
4 -	36.871	42.721	1:19.592	89.73	1.649	10:00:44.579	
5 -	37.656	42.823	1:20.479	88.75	2.536	10:02:05.058	
6 -	37.034	42.270	1:19.304	90.06	1.361	10:03:24.362	
7 -	37.314	43.022	1:20.336	88.90	2.393	10:04:44.698	
8 -	36.221	42.038	1:18.259 (2)	91.26	0.316	10:06:02.957	
9 -	36.086	41.857	1:17.943 (1)	91.63		10:07:20.900	

Weather / Track : Cloudy / Dry

Snetterton 200
 Circuit Length = 1.9840 miles
 Start: 09:55 Flag 10:09 End: 10:11

BMCRC - MRO Championships 2015 - Rnd 10 @ Snetterton 200

Team Respro MRO 600 inc Clubman 600 & BMCRC Rookie 600

QUALIFYING - SECTOR ANALYSIS

SECTOR 1 = FL to I1, SECTOR 2 = I1 to FL, DIFF = Difference To Personal Best Lap

10 - 36.540 42.305 1:18.845 (3) 90.58 0.902 10:08:39.745

P18 39		Shane SMITH		Triumph - Ridemoto.com		
IDEAL LAP TIME : 1:17.718		BEST LAP TIME : 1:18.046		DIFFERENCE : 0.328		
LAP	SECTOR 1	SECTOR 2	LAP TIME	MPH	DIFF	TIME OF DAY
1 -	39.358	44.234	1:23.592	85.44	5.546	09:56:40.181
2 -	36.659	42.476	1:19.135	90.25	1.089	09:57:59.316
3 -	36.591	42.069	1:18.660	90.80	0.614	09:59:17.976
4 -	36.080	41.966	1:18.046 (1)	91.51		10:00:36.022
5 -	36.389	43.322	1:19.711	89.60	1.665	10:01:55.733
6 -	37.354	42.732	1:20.086	89.18	2.040	10:03:15.819
7 -	36.837	44.025	1:20.862	88.32	2.816	10:04:36.681
8 -	36.561	41.638	1:18.199 (3)	91.33	0.153	10:05:54.880
9 -	36.399	42.103	1:18.502	90.98	0.456	10:07:13.382
10 -	36.577	41.970	1:18.547	90.93	0.501	10:08:31.929
11 -	36.258	41.799	1:18.057 (2)	91.50	0.011	10:09:49.986

P19 112		James NAGY		Honda -		
IDEAL LAP TIME : 1:18.123		BEST LAP TIME : 1:18.145		DIFFERENCE : 0.022		
LAP	SECTOR 1	SECTOR 2	LAP TIME	MPH	DIFF	TIME OF DAY
1 -	39.936	45.514	1:25.450	83.58	7.305	09:56:54.649
2 -	38.064	44.235	1:22.299	86.78	4.154	09:58:16.948
3 -	37.332	43.636	1:20.968	88.21	2.823	09:59:37.916
4 -	36.717	43.324	1:20.041	89.23	1.896	10:00:57.957
5 -	36.536	42.897	1:19.433 (3)	89.91	1.288	10:02:17.390
6 -	36.944	42.669	1:19.613	89.71	1.468	10:03:37.003
7 -	37.522	42.410	1:19.932	89.35	1.787	10:04:56.935
8 -	37.204	42.614	1:19.818	89.48	1.673	10:06:16.753
9 -	36.286	44.520	1:20.806	88.39	2.661	10:07:37.559
10 -	36.308	41.837	1:18.145 (1)	91.40		10:08:55.704
11 -	36.441	42.249	1:18.690 (2)	90.76	0.545	10:10:14.394

P20 37 C		James PARISH		Suzuki - HPS Motorcycles, Licharz Engineering Plastics, Leonar		
IDEAL LAP TIME : 1:18.219		BEST LAP TIME : 1:18.250		DIFFERENCE : 0.031		
LAP	SECTOR 1	SECTOR 2	LAP TIME	MPH	DIFF	TIME OF DAY
1 -	41.751	46.028	1:27.779	81.36	9.529	09:56:46.616
2 -	37.670	43.888	1:21.558	87.57	3.308	09:58:08.174
3 -	36.850	42.713	1:19.563	89.77	1.313	09:59:27.737
4 -	37.623	43.362	1:20.985	88.19	2.735	10:00:48.722
5 -	39.504	44.285	1:23.789	85.24	5.539	10:02:12.511
6 -	36.656	42.891	1:19.547	89.79	1.297	10:03:32.058
7 -	37.036	42.422	1:19.458	89.89	1.208	10:04:51.516
8 -	36.413	41.837	1:18.250 (1)	91.27		10:06:09.766
9 -	36.512	42.178	1:18.690	90.76	0.440	10:07:28.456
10 -	36.382	41.908	1:18.290 (2)	91.23	0.040	10:08:46.746
11 -	36.532	41.933	1:18.465 (3)	91.02	0.215	10:10:05.211

P21 55		Paul GARNER		Yamaha - Area 51 Racing		
IDEAL LAP TIME : 1:18.276		BEST LAP TIME : 1:18.307		DIFFERENCE : 0.031		
LAP	SECTOR 1	SECTOR 2	LAP TIME	MPH	DIFF	TIME OF DAY
1 -	40.437	44.599	1:25.036	83.99	6.729	09:56:41.603
2 -	37.023	43.813	1:20.836	88.35	2.529	09:58:02.439
3 -	37.349	42.039	1:19.388 (3)	89.96	1.081	09:59:21.827
4 -	36.237	42.070	1:18.307 (1)	91.21		10:00:40.134
5 -	36.444	42.258	1:18.702 (2)	90.75	0.395	10:01:58.836
6 -	36.329	43.189	1:19.518	89.82	1.211	10:03:18.354

Weather / Track : Cloudy / Dry

Snetterton 200

Circuit Length = 1.9840 miles

Start: 09:55 Flag 10:09 End: 10:11

BMCRC - MRO Championships 2015 - Rnd 10 @ Snetterton 200

Team Respro MRO 600 inc Clubman 600 & BMCRC Rookie 600

QUALIFYING - SECTOR ANALYSIS

SECTOR 1 = FL to I1, SECTOR 2 = I1 to FL, DIFF = Difference To Personal Best Lap

P22 11 R		Josh HARVEY		Yamaha - NR Racing			
IDEAL LAP TIME : 1:18.705		BEST LAP TIME : 1:18.843		DIFFERENCE : 0.138			
LAP	SECTOR 1	SECTOR 2	LAP TIME	MPH	DIFF	TIME OF DAY	
1 -	42.567	46.622	1:29.189	80.08	10.346	09:57:00.196	
2 -	37.468	42.988	1:20.456	88.77	1.613	09:58:20.652	
3 -	36.933	43.794	1:20.727	88.47	1.884	09:59:41.379	
4 -	36.669	42.232	1:18.901 (2)	90.52	0.058	10:01:00.280	
5 -	37.099	42.439	1:19.538	89.80	0.695	10:02:19.818	
6 -	37.009	42.743	1:19.752	89.55	0.909	10:03:39.570	
7 -	37.065	42.190	1:19.255	90.12	0.412	10:04:58.825	
8 -	36.828	42.235	1:19.063 (3)	90.33	0.220	10:06:17.888	
9 -	36.818	42.486	1:19.304	90.06	0.461	10:07:37.192	
10 -	36.794	42.311	1:19.105	90.29	0.262	10:08:56.297	
11 -	36.807	42.036	1:18.843 (1)	90.59		10:10:15.140	

P23 99 R		Lloyd COLLINS		Honda - Warren Drives			
IDEAL LAP TIME : 1:18.838		BEST LAP TIME : 1:19.288		DIFFERENCE : 0.450			
LAP	SECTOR 1	SECTOR 2	LAP TIME	MPH	DIFF	TIME OF DAY	
1 -	41.456	46.075	1:27.531	81.60	8.243	09:56:42.216	
2 -	37.268	43.962	1:21.230	87.92	1.942	09:58:03.446	
3 -	37.214	43.644	1:20.858	88.33	1.570	09:59:24.304	
4 -	37.559	42.697	1:20.256	88.99	0.968	10:00:44.560	
5 -	38.098	43.570	1:21.668	87.45	2.380	10:02:06.228	
6 -	36.917	42.383	1:19.300 (2)	90.06	0.012	10:03:25.528	
7 -	37.006	43.465	1:20.471	88.75	1.183	10:04:45.999	
8 -	36.455	43.264	1:19.719 (3)	89.59	0.431	10:06:05.718	
9 -	36.566	42.722	1:19.288 (1)	90.08		10:07:25.006	
10 -	36.464	43.481	1:19.945	89.34	0.657	10:08:44.951	

P24 147 C		Sean CHASTON		Yamaha - Hyside Motorcycles			
IDEAL LAP TIME : 1:19.487		BEST LAP TIME : 1:19.487		DIFFERENCE : 0.000			
LAP	SECTOR 1	SECTOR 2	LAP TIME	MPH	DIFF	TIME OF DAY	
1 -	42.034	47.484	1:29.518	79.78	10.031	09:57:00.242	
2 -	38.610	43.575	1:22.185	86.90	2.698	09:58:22.427	
3 -	37.862	42.713	1:20.575 (2)	88.64	1.088	09:59:43.002	
4 -	36.869	42.618	1:19.487 (1)	89.85		10:01:02.489	
5 -	38.374	43.568	1:21.942 (3)	87.16	2.455	10:02:24.431	

P25 363 R		Aaron WRIGHT		Triumph - Aquablaster UK			
IDEAL LAP TIME : 1:19.796		BEST LAP TIME : 1:19.876		DIFFERENCE : 0.080			
LAP	SECTOR 1	SECTOR 2	LAP TIME	MPH	DIFF	TIME OF DAY	
1 -	47.405	50.128	1:37.533	73.23	17.657	09:57:11.238	
2 -	40.912	45.782	1:26.694	82.38	6.818	09:58:37.932	
3 -	39.132	44.941	1:24.073	84.95	4.197	10:00:02.005	
4 -	38.312	44.963	1:23.275	85.77	3.399	10:01:25.280	
5 -	38.464	44.977	1:23.441	85.59	3.565	10:02:48.721	
6 -	38.548	44.347	1:22.895	86.16	3.019	10:04:11.616	
7 -	37.919	44.470	1:22.389	86.69	2.513	10:05:34.005	
8 -	36.996	43.163	1:20.159 (2)	89.10	0.283	10:06:54.164	
9 -	37.076	42.800	1:19.876 (1)	89.42		10:08:14.040	
10 -	37.149	43.286	1:20.435 (3)	88.79	0.559	10:09:34.475	

P26 95		Simon MEADOWS		Triumph - myself			
IDEAL LAP TIME : 1:20.481		BEST LAP TIME : 1:20.568		DIFFERENCE : 0.087			
LAP	SECTOR 1	SECTOR 2	LAP TIME	MPH	DIFF	TIME OF DAY	
1 -	44.175	45.839	1:30.014	79.34	9.446	09:57:02.369	
2 -	38.824	43.555	1:22.379	86.70	1.811	09:58:24.748	
3 -	37.844	43.749	1:21.593	87.53	1.025	09:59:46.341	
4 -	37.751	43.186	1:20.937 (3)	88.24	0.369	10:01:07.278	

Weather / Track : Cloudy / Dry

Snetterton 200

Circuit Length = 1.9840 miles

Start: 09:55 Flag 10:09 End: 10:11

BMCRC - MRO Championships 2015 - Rnd 10 @ Snetterton 200

Team Respro MRO 600 inc Clubman 600 & BMCRC Rookie 600

QUALIFYING - SECTOR ANALYSIS

SECTOR 1 = FL to I1, SECTOR 2 = I1 to FL, DIFF = Difference To Personal Best Lap

5 -	37.591	44.140	1:21.731	87.39	1.163	10:02:29.009
6 -	37.466	43.178	1:20.644 (2)	88.56	0.076	10:03:49.653
7 -	37.852	43.310	1:21.162	88.00	0.594	10:05:10.815
8 -	37.844	43.967	1:21.811	87.30	1.243	10:06:32.626
9 -	37.303	43.265	1:20.568 (1)	88.65		10:07:53.194
10 -	37.487	43.640	1:21.127	88.04	0.559	10:09:14.321
11 -	38.798	43.855	1:22.653	86.41	2.085	10:10:36.974

P27 118 R Nathan DONEY			Yamaha -			
IDEAL LAP TIME : 1:21.068		BEST LAP TIME : 1:21.115		DIFFERENCE : 0.047		
LAP	SECTOR 1	SECTOR 2	LAP TIME	MPH	DIFF	TIME OF DAY
1 -	41.733	45.092	1:26.825	82.26	5.710	09:56:42.551
2 -	38.303	43.875	1:22.178	86.91	1.063	09:58:04.729
3 -	38.142	43.733	1:21.875	87.23	0.760	09:59:26.604
4 -	37.741	43.945	1:21.686 (2)	87.43	0.571	10:00:48.290
5 -	37.513	43.602	1:21.115 (1)	88.05		10:02:09.405
6 -	37.466	44.370	1:21.836 (3)	87.27	0.721	10:03:31.241

P28 30 R Duncan GROVE			Yamaha -			
IDEAL LAP TIME : 1:22.009		BEST LAP TIME : 1:22.061		DIFFERENCE : 0.052		
LAP	SECTOR 1	SECTOR 2	LAP TIME	MPH	DIFF	TIME OF DAY
1 -	42.865	46.907	1:29.772	79.56	7.711	09:57:03.686
2 -	39.137	44.408	1:23.545	85.49	1.484	09:58:27.231
3 -	38.350	43.711	1:22.061 (1)	87.03		09:59:49.292
4 -	38.944	44.053	1:22.997 (3)	86.05	0.936	10:01:12.289
5 -	38.451	43.780	1:22.231 (2)	86.85	0.170	10:02:34.520
6 -	40.895	43.970	1:24.865	84.16	2.804	10:03:59.385
7 -	38.298	44.970	1:23.268	85.77	1.207	10:05:22.653

P29 122 R Paul WILSON			Yamaha -			
IDEAL LAP TIME : 1:22.337		BEST LAP TIME : 1:22.379		DIFFERENCE : 0.042		
LAP	SECTOR 1	SECTOR 2	LAP TIME	MPH	DIFF	TIME OF DAY
1 -	45.638	49.762	1:35.400	74.86	13.021	09:57:11.446
2 -	41.235	47.738	1:28.973	80.27	6.594	09:58:40.419
3 -	38.765	45.197	1:23.962	85.06	1.583	10:00:04.381
4 -	38.442	44.613	1:23.055 (2)	85.99	0.676	10:01:27.436
5 -	39.581	44.784	1:24.365	84.66	1.986	10:02:51.801
6 -	38.881	44.570	1:23.451 (3)	85.58	1.072	10:04:15.252
7 -	38.484	43.895	1:22.379 (1)	86.70		10:05:37.631

P30 43 R Jon CLARK			Triumph - RJC Motor Services			
IDEAL LAP TIME : 1:22.291		BEST LAP TIME : 1:22.846		DIFFERENCE : 0.555		
LAP	SECTOR 1	SECTOR 2	LAP TIME	MPH	DIFF	TIME OF DAY
1 -	44.944	49.655	1:34.599	75.50	11.753	09:57:06.641
2 -	39.802	45.754	1:25.556	83.48	2.710	09:58:32.197
3 -	39.030	45.147	1:24.177	84.85	1.331	09:59:56.374
4 -	39.278	45.438	1:24.716	84.31	1.870	10:01:21.090
5 -	40.871	45.928	1:26.799	82.28	3.953	10:02:47.889
6 -	39.138	44.411	1:23.549	85.48	0.703	10:04:11.438
7 -	37.880	44.966	1:22.846 (1)	86.21		10:05:34.284
8 -	38.848	44.931	1:23.779	85.25	0.933	10:06:58.063
9 -	38.821	44.642	1:23.463 (3)	85.57	0.617	10:08:21.526
10 -	38.218	44.915	1:23.133 (2)	85.91	0.287	10:09:44.659

P31 51 R Andrew DURANT			Honda -			
IDEAL LAP TIME : 1:23.055		BEST LAP TIME : 1:23.055		DIFFERENCE : 0.000		
LAP	SECTOR 1	SECTOR 2	LAP TIME	MPH	DIFF	TIME OF DAY
1 -	42.327	47.616	1:29.943	79.41	6.888	09:56:51.303
2 -	39.912	45.804	1:25.716	83.32	2.661	09:58:17.019

Weather / Track : Cloudy / Dry

Snetterton 200
Circuit Length = 1.9840 miles
Start: 09:55 Flag 10:09 End: 10:11

BMCRC - MRO Championships 2015 - Rnd 10 @ Snetterton 200

Team Respro MRO 600 inc Clubman 600 & BMCRC Rookie 600

QUALIFYING - SECTOR ANALYSIS

SECTOR 1 = FL to I1, SECTOR 2 = I1 to FL, DIFF = Difference To Personal Best Lap

3 -	39.183	45.619	1:24.802	84.22	1.747	09:59:41.821
4 -	38.475	44.580	1:23.055 (1)	85.99		10:01:04.876
5 -	39.030	45.147	1:24.177 (3)	84.85	1.122	10:02:29.053
6 -	38.878	44.828	1:23.706 (2)	85.32	0.651	10:03:52.759

P32 174		Talan SKEELS-PIGGINS		Suzuki - McMillan Williams		
IDEAL LAP TIME : 1:24.005		BEST LAP TIME : 1:24.005		DIFFERENCE : 0.000		
LAP	SECTOR 1	SECTOR 2	LAP TIME	MPH	DIFF	TIME OF DAY
1 -	OUTLAP	48.653	1:34.567	75.52	10.562	09:57:06.579
2 -	40.348	46.385	1:26.733 (3)	82.35	2.728	09:58:33.312
3 -	39.207	45.521	1:24.728 (2)	84.29	0.723	09:59:58.040
4 -	38.746	45.259	1:24.005 (1)	85.02		10:01:22.045

P33 83 R		Peter CUNNINGHAM		Triumph -		
IDEAL LAP TIME : 1:24.412		BEST LAP TIME : 1:24.463		DIFFERENCE : 0.051		
LAP	SECTOR 1	SECTOR 2	LAP TIME	MPH	DIFF	TIME OF DAY
1 -	44.421	48.995	1:33.416 (3)	76.45	8.953	09:57:11.438
2 -	39.674	45.669	1:25.343 (2)	83.69	0.880	09:58:36.781
3 -	39.057	45.406	1:24.463 (1)	84.56		10:00:01.244

P34 317 R		Jack WARD		Yamaha - Team Ward Racing		
IDEAL LAP TIME : 1:24.633		BEST LAP TIME : 1:25.240		DIFFERENCE : 0.607		
LAP	SECTOR 1	SECTOR 2	LAP TIME	MPH	DIFF	TIME OF DAY
1 -	47.855	54.426	1:42.281	69.83	17.041	09:57:19.730
2 -	42.828	49.738	1:32.566	77.16	7.326	09:58:52.296
3 -	41.939	48.144	1:30.083	79.28	4.843	10:00:22.379
4 -	41.895	48.673	1:30.568	78.86	5.328	10:01:52.947
5 -	40.747	47.540	1:28.287	80.90	3.047	10:03:21.234
6 -	40.030	46.835	1:26.865 (3)	82.22	1.625	10:04:48.099
7 -	39.773	45.467	1:25.240 (1)	83.79		10:06:13.339
8 -	39.166	46.323	1:25.489 (2)	83.54	0.249	10:07:38.828

P35 28 R		Carl BARRON		Yamaha -		
IDEAL LAP TIME : 1:32.192		BEST LAP TIME : 1:32.777		DIFFERENCE : 0.585		
LAP	SECTOR 1	SECTOR 2	LAP TIME	MPH	DIFF	TIME OF DAY
1 -	47.045	54.488	1:41.533	70.34	8.756	09:57:16.278
2 -	44.572	50.881	1:35.453	74.82	2.676	09:58:51.731
3 -	42.631	50.146	1:32.777 (1)	76.98		10:00:24.508
4 -	44.916	50.200	1:35.116 (3)	75.09	2.339	10:01:59.624
5 -	44.961	49.561	1:34.522 (2)	75.56	1.745	10:03:34.146

BMCRC - MRO Championships 2015 - Rnd 10 @ Snetterton 200

Team Respro MRO 600 inc Clubman 600 & BMCRC Rookie 600

QUALIFYING - BEST SECTORS

SECTOR 1			SECTOR 2			IDEAL / BEST COMPARISON						
POS	NO	NAME	TIME	NO	NAME	TIME	POS	NO	NAME	IDEAL	BEST	DIFF
									PERFECT LAP	1:13.658		
1	15	LEA	34.323	15	LEA	39.335	1	15	LEA	1:13.658	1:13.824	0.166
2	6	PETTIT	34.471	66	GOGGINS	39.650	2	66	GOGGINS	1:14.158	1:14.363	0.205
3	66	GOGGINS	34.508	74	MORPHETT	39.673	3	6	PETTIT	1:14.224	1:15.112	0.888
4	74	MORPHETT	34.629	6	PETTIT	39.753	4	74	MORPHETT	1:14.302	1:14.579	0.277
5	32	PIPER	34.806	8	NEWSTEAD	39.777	5	8	NEWSTEAD	1:14.606	1:14.949	0.343
6	8	NEWSTEAD	34.829	32	PIPER	39.980	6	32	PIPER	1:14.786	1:14.786	0.000
7	173	DRAPER	35.165	27	EYRE	40.240	7	27	EYRE	1:15.645	1:15.729	0.084
8	27	EYRE	35.405	88	MacQUEEN	40.467	8	173	DRAPER	1:15.765	1:15.765	0.000
9	49	McLURG	35.466	173	DRAPER	40.600	9	88	MacQUEEN	1:15.935	1:16.072	0.137
10	88	MacQUEEN	35.468	49	McLURG	40.899	10	49	McLURG	1:16.365	1:16.492	0.127
11	76	PLATTON	35.663	76	PLATTON	40.956	11	76	PLATTON	1:16.619	1:16.867	0.248
12	77	TIBBLE	35.725	90	COTGROVE	41.099	12	77	TIBBLE	1:16.887	1:17.081	0.194
13	90	COTGROVE	35.895	40	SHELVEY	41.132	13	90	COTGROVE	1:16.994	1:16.994	0.000
14	39	SMITH	36.080	422	DOOLAN	41.158	14	422	DOOLAN	1:17.338	1:17.338	0.000
15	56	MILLS	36.086	77	TIBBLE	41.162	15	40	SHELVEY	1:17.392	1:17.675	0.283
16	422	DOOLAN	36.180	164	CHAMBERLAIN	41.357	16	39	SMITH	1:17.718	1:18.046	0.328
17	55	GARNER	36.237	39	SMITH	41.638	17	164	CHAMBERLAIN	1:17.863	1:17.927	0.064
18	40	SHELVEY	36.260	112	NAGY	41.837	18	56	MILLS	1:17.943	1:17.943	0.000
19	112	NAGY	36.286	37	PARISH	41.837	19	112	NAGY	1:18.123	1:18.145	0.022
20	37	PARISH	36.382	56	MILLS	41.857	20	37	PARISH	1:18.219	1:18.250	0.031
21	99	COLLINS	36.455	11	HARVEY	42.036	21	55	GARNER	1:18.276	1:18.307	0.031
22	164	CHAMBERLAIN	36.506	55	GARNER	42.039	22	11	HARVEY	1:18.705	1:18.843	0.138
23	11	HARVEY	36.669	99	COLLINS	42.383	23	99	COLLINS	1:18.838	1:19.288	0.450
24	147	CHASTON	36.869	147	CHASTON	42.618	24	147	CHASTON	1:19.487	1:19.487	0.000
25	363	WRIGHT	36.996	363	WRIGHT	42.800	25	363	WRIGHT	1:19.796	1:19.876	0.080
26	95	MEADOWS	37.303	95	MEADOWS	43.178	26	95	MEADOWS	1:20.481	1:20.568	0.087
27	118	DONEY	37.466	118	DONEY	43.602	27	118	DONEY	1:21.068	1:21.115	0.047
28	43	CLARK	37.880	30	GROVE	43.711	28	30	GROVE	1:22.009	1:22.061	0.052
29	30	GROVE	38.298	122	WILSON	43.895	29	43	CLARK	1:22.291	1:22.846	0.555
30	122	WILSON	38.442	43	CLARK	44.411	30	122	WILSON	1:22.337	1:22.379	0.042
31	51	DURANT	38.475	51	DURANT	44.580	31	51	DURANT	1:23.055	1:23.055	0.000
32	174	SKEELS-PIGGINS	38.746	174	SKEELS-PIGGINS	45.259	32	174	SKEELS-PIGGINS	1:24.005	1:24.005	0.000
33	83	CUNNINGHAM	39.006	83	CUNNINGHAM	45.406	33	83	CUNNINGHAM	1:24.412	1:24.463	0.051
34	317	WARD	39.166	317	WARD	45.467	34	317	WARD	1:24.633	1:25.240	0.607
35	28	BARRON	42.631	28	BARRON	49.561	35	28	BARRON	1:32.192	1:32.777	0.585

Weather / Track : Cloudy / Dry

Results can be found at www.tsl-timing.com

Snetterton 200

Circuit Length = 1.9840 miles

Start: 09:55 Flag 10:09 End: 10:11

Printed - 10:11 Saturday, 24 October 2015

BMCRC - MRO Championships 2015 - Rnd 10 @ Snetterton 200

Team Respro MRO 600 inc Clubman 600 & BMCRC Rookie 600

RACE 4 - CLASSIFICATION

POS	NO	CL	PIC NAME	ENTRY	LAPS	TIME	GAP	DIFF	MPH	BEST	ON
1	15		1 John LEA	Triumph - P G Lea Plumbing	4	5:03.118			94.25	1:14.232	3
2	66		2 Joe GOGGINS	Yamaha - Lexicon racing	4	5:04.608	1.490	1.490	93.79	1:14.408	3
3	74	C	1 Joe MORPHETT	Yamaha -	4	5:06.130	3.012	1.522	93.32	1:14.658	3
4	8	C	2 Grant NEWSTEAD	Yamaha - Tinklers Motorcycles	4	5:06.988	3.870	0.858	93.06	1:14.983	3
5	173	C	3 Stephen DRAPER	Yamaha -	4	5:07.043	3.925	0.055	93.04	1:14.984	3
6	32	C	4 Mark PIPER	Yamaha -	4	5:07.628	4.510	0.585	92.87	1:15.043	3
7	6	R	1 Dominic PETTIT	Yamaha - Camclad Contractors	4	5:11.246	8.128	3.618	91.79	1:15.899	4
8	88		3 Neil MacQUEEN	Honda -	4	5:11.875	8.757	0.629	91.60	1:16.427	3
9	49	C	5 Ross McLURG	Kawasaki - EDI Building	4	5:12.760	9.642	0.885	91.34	1:16.426	2
10	77	R	2 Jamie TIBBLE	Honda - Barncroft Engineering	4	5:16.779	13.661	4.019	90.18	1:17.397	4
11	76	R	3 Hayden PLATTON	Kawasaki - NR Racing	4	5:17.133	14.015	0.354	90.08	1:17.106	3
12	164	R	4 Barry CHAMBERLAIN	Suzuki - Goldline Maintenance Services	4	5:19.202	16.084	2.069	89.50	1:17.692	4
13	37	C	6 James PARISH	Suzuki - HPS Motorcycles, Licharz Engineering Plas	4	5:21.079	17.961	1.877	88.98	1:17.448	4
14	39		4 Shane SMITH	Triumph - Ridemoto.com	4	5:22.391	19.273	1.312	88.61	1:17.968	3
15	112		5 James NAGY	Honda -	4	5:24.665	21.547	2.274	87.99	1:18.609	4
16	40		6 David SHELVEY	Suzuki -	4	5:25.516	22.398	0.851	87.76	1:18.828	3
17	56	C	7 Michael MILLS	Yamaha - Area 51 Racing	4	5:25.605	22.487	0.089	87.74	1:18.814	3
18	11	R	5 Josh HARVEY	Yamaha - NR Racing	4	5:26.591	23.473	0.986	87.47	1:18.446	4
19	55		7 Paul GARNER	Yamaha - Area 51 Racing	4	5:27.196	24.078	0.605	87.31	1:18.739	4
20	99	R	6 Lloyd COLLINS	Honda - Warren Drives	4	5:27.634	24.516	0.438	87.20	1:19.090	4
21	363	R	7 Aaron WRIGHT	Triumph - Aquablaster UK	4	5:38.967	35.849	11.333	84.28	1:22.043	4
22	122	R	8 Paul WILSON	Yamaha -	4	5:39.104	35.986	0.137	84.25	1:21.833	4
23	43	R	9 Jon CLARK	Triumph - RJC Motor Services	4	5:39.726	36.608	0.622	84.09	1:21.787	2
24	147	C	8 Sean CHASTON	Yamaha - Hyside Motorcycles	4	5:40.124	37.006	0.398	83.99	1:20.453	4
25	118	R	10 Nathan DONEY	Yamaha -	4	5:41.383	38.265	1.259	83.68	1:21.450	4
26	83	R	11 Peter CUNNINGHAM	Triumph -	4	5:42.414	39.296	1.031	83.43	1:22.285	4
27	174		8 Talan SKEELS-PIGGINS	Suzuki - McMillan Williams	4	5:43.026	39.908	0.612	83.28	1:22.114	4
28	30	R	12 Duncan GROVE	Yamaha -	4	5:43.598	40.480	0.572	83.14	1:22.788	2
29	51	R	13 Andrew DURANT	Honda -	4	5:44.854	41.736	1.256	82.84	1:23.079	3
30	317	R	14 Jack WARD	Yamaha - Team Ward Racing	4	5:58.762	55.644	13.908	79.63	1:25.254	2
31	28	R	15 Carl BARRON	Yamaha -	4	6:18.517	1:15.399	19.755	75.47	1:31.050	3
32	81	R	16 Michael SHIPTON	Yamaha -	3	5:18.614	1 Lap	1 Lap	67.25	1:43.238	2

NOT CLASSIFIED

DNF	422	C	Ben DOOLAN	Yamaha - BD PLASTERING	2	2:51.695	2 Laps	1 Lap	83.20	1:25.794	1
-----	-----	---	------------	------------------------	---	----------	--------	-------	-------	----------	---

FASTEST LAP

15			John LEA	Triumph - P G Lea Plumbing	3	1:14.232		96.21 mph	154.84 kph
74	C		Joe MORPHETT	Yamaha -	3	1:14.658		95.67 mph	153.96 kph
6	R		Dominic PETTIT	Yamaha - Camclad Contractors	4	1:15.899		94.10 mph	151.44 kph

Class - 90% of Race Speed = 84.82 mph
 Class C - 90% of Race Speed = 83.98 mph
 Class R - 90% of Race Speed = 82.61 mph

Snetterton 200

Circuit Length = 1.9840 miles

Start: 12:51 Flag 12:56 End: 12:57

Weather / Track : Cloudy / Dry

These results are provisional until the conclusion of any judicial and technical matters.

Clerk Of Course :	Timekeeper :
-------------------	--------------

Results can be found at www.tsl-timing.com

Printed - 12:57 Saturday, 24 October 2015



BMCRC - MRO Championships 2015 - Rnd 10 @ Snetterton 200

Team Respro MRO 600 inc Clubman 600 & BMCRC Rookie 600

RACE 4 - LAP CHART

LAP 1 @ 12:52:29.109

NO	BEHIND	LAP TIME
15		1:19.968
66	0.511	1:20.479
74	0.836	1:20.804
8	1.341	1:21.309
173	1.466	1:21.434
32	1.697	1:21.665
49	2.377	1:22.345
88	2.438	1:22.406
6	3.414	1:23.382
77	4.486	1:24.454
76	5.375	1:25.343
422	5.826	1:25.794
164	5.837	1:25.805
39	6.990	1:26.958
37	7.630	1:27.598
40	7.939	1:27.907
112	8.256	1:28.224
56	8.367	1:28.335
99	8.875	1:28.843
55	9.105	1:29.073
11	9.663	1:29.631
30	11.902	1:31.870
122	12.424	1:32.392
363	12.571	1:32.539
43	13.209	1:33.177
118	13.309	1:33.277
147	13.717	1:33.685
83	14.225	1:34.193
174	14.236	1:34.204
51	15.163	1:35.131
317	17.074	1:37.042
28	22.908	1:42.876
81	29.395	1:49.363

LAP 2 @ 12:53:43.526

NO	BEHIND	LAP TIME
15		1:14.417
66	1.301	1:15.207
74	1.373	1:14.954
8	2.101	1:15.177
173	2.506	1:15.457
32	2.902	1:15.622
49	4.386	1:16.426
88	4.599	1:16.578
6	4.902	1:15.905
77	7.538	1:17.469
76	8.320	1:17.362
164	9.383	1:17.963
39	10.876	1:18.303
37	11.356	1:18.143
112	12.868	1:19.029
40	13.332	1:19.810
56	13.544	1:19.594
99	14.510	1:20.052
55	14.534	1:19.846
11	14.867	1:19.621
422	17.310	1:25.901
122	20.147	1:22.140
363	20.203	1:22.049
30	20.273	1:22.788
43	20.579	1:21.787
147	21.855	1:22.555

118	22.141	1:23.249
174	22.739	1:22.920
83	22.779	1:22.971
51	24.088	1:23.342
317	27.911	1:25.254
28	40.938	1:32.447
81	58.216	1:43.238

LAP 3 @ 12:54:57.758

NO	BEHIND	LAP TIME
15		1:14.232
66	1.477	1:14.408
74	1.799	1:14.658
8	2.852	1:14.983
173	3.258	1:14.984
32	3.713	1:15.043
6	6.730	1:16.060
88	6.794	1:16.427
49	7.321	1:17.167
77	10.765	1:17.459
76	11.194	1:17.106
164	12.893	1:17.742
39	14.612	1:17.968
37	15.014	1:17.890
112	17.439	1:18.803
40	17.928	1:18.828
56	18.126	1:18.814
11	19.528	1:18.893
55	19.840	1:19.538
99	19.927	1:19.649
363	28.307	1:22.336
122	28.654	1:22.739
43	29.255	1:22.908
147	31.054	1:23.431
30	31.288	1:25.247
118	31.316	1:23.407
83	31.512	1:22.965
174	32.295	1:23.788
51	32.935	1:23.079
317	41.417	1:27.738
28	57.756	1:31.050

LAP 4 @ 12:56:12.259

NO	BEHIND	LAP TIME
15		1:14.501
66	1.490	1:14.514
74	3.012	1:15.714
8	3.870	1:15.519
173	3.925	1:15.168
32	4.510	1:15.298
6	8.128	1:15.899
88	8.757	1:16.464
49	9.642	1:16.822
77	13.661	1:17.397
76	14.015	1:17.322
81	1 Lap	1:46.013
164	16.084	1:17.692
37	17.961	1:17.448
39	19.273	1:19.162
112	21.547	1:18.609
40	22.398	1:18.971
56	22.487	1:18.862
11	23.473	1:18.446
55	24.078	1:18.739

99	24.516	1:19.090
363	35.849	1:22.043
122	35.986	1:21.833
43	36.608	1:21.854
147	37.006	1:20.453
118	38.265	1:21.450
83	39.296	1:22.285
174	39.908	1:22.114
30	40.480	1:23.693
51	41.736	1:23.302
317	55.644	1:28.728
28	1:15.399	1:32.144

Weather / Track : Cloudy / Dry

Results can be found at www.tsl-timing.com

Snetterton 200
Circuit Length = 1.9840 miles
Start: 12:51 Flag 12:56 End: 12:57

Printed - 12:58 Saturday, 24 October 2015

BMCRC - MRO Championships 2015 - Rnd 10 @ Snetterton 200

Team Respro MRO 600 inc Clubman 600 & BMCRC Rookie 600

RACE 4 - SECTOR ANALYSIS

SECTOR 1 = FL to I1, SECTOR 2 = I1 to FL, DIFF = Difference To Personal Best Lap

P1 15		John LEA		Triumph - P G Lea Plumbing		
IDEAL LAP TIME : 1:14.164		BEST LAP TIME : 1:14.232		DIFFERENCE : 0.068		
LAP	SECTOR 1	SECTOR 2	LAP TIME	MPH	DIFF	TIME OF DAY
1 -		40.524	1:19.968	89.31	5.736	12:52:29.109
2 -	34.699	39.718	1:14.417 (2)	95.97	0.185	12:53:43.526
3 -	34.446	39.786	1:14.232 (1)	96.21		12:54:57.758
4 -	34.672	39.829	1:14.501 (3)	95.87	0.269	12:56:12.259

P2 66		Joe GOGGINS		Yamaha - Lexicon racing		
IDEAL LAP TIME : 1:14.257		BEST LAP TIME : 1:14.408		DIFFERENCE : 0.151		
LAP	SECTOR 1	SECTOR 2	LAP TIME	MPH	DIFF	TIME OF DAY
1 -		40.857	1:20.479	88.75	6.071	12:52:29.620
2 -	34.865	40.342	1:15.207 (3)	94.97	0.799	12:53:44.827
3 -	34.581	39.827	1:14.408 (1)	95.99		12:54:59.235
4 -	34.430	40.084	1:14.514 (2)	95.85	0.106	12:56:13.749

P3 74 C		Joe MORPHETT		Yamaha -		
IDEAL LAP TIME : 1:14.470		BEST LAP TIME : 1:14.658		DIFFERENCE : 0.188		
LAP	SECTOR 1	SECTOR 2	LAP TIME	MPH	DIFF	TIME OF DAY
1 -		40.457	1:20.804	88.39	6.146	12:52:29.945
2 -	34.886	40.068	1:14.954 (2)	95.29	0.296	12:53:44.899
3 -	35.074	39.584	1:14.658 (1)	95.67		12:54:59.557
4 -	35.267	40.447	1:15.714 (3)	94.33	1.056	12:56:15.271

P4 8 C		Grant NEWSTEAD		Yamaha - Tinklers Motorcycles		
IDEAL LAP TIME : 1:14.983		BEST LAP TIME : 1:14.983		DIFFERENCE : 0.000		
LAP	SECTOR 1	SECTOR 2	LAP TIME	MPH	DIFF	TIME OF DAY
1 -		40.667	1:21.309	87.84	6.326	12:52:30.450
2 -	35.109	40.068	1:15.177 (2)	95.00	0.194	12:53:45.627
3 -	35.061	39.922	1:14.983 (1)	95.25		12:55:00.610
4 -	35.091	40.428	1:15.519 (3)	94.57	0.536	12:56:16.129

P5 173 C		Stephen DRAPER		Yamaha -		
IDEAL LAP TIME : 1:14.984		BEST LAP TIME : 1:14.984		DIFFERENCE : 0.000		
LAP	SECTOR 1	SECTOR 2	LAP TIME	MPH	DIFF	TIME OF DAY
1 -		40.819	1:21.434	87.70	6.450	12:52:30.575
2 -	35.000	40.457	1:15.457 (3)	94.65	0.473	12:53:46.032
3 -	34.838	40.146	1:14.984 (1)	95.25		12:55:01.016
4 -	35.015	40.153	1:15.168 (2)	95.02	0.184	12:56:16.184

P6 32 C		Mark PIPER		Yamaha -		
IDEAL LAP TIME : 1:14.954		BEST LAP TIME : 1:15.043		DIFFERENCE : 0.089		
LAP	SECTOR 1	SECTOR 2	LAP TIME	MPH	DIFF	TIME OF DAY
1 -		40.498	1:21.665	87.46	6.622	12:52:30.806
2 -	35.414	40.208	1:15.622 (3)	94.45	0.579	12:53:46.428
3 -	35.074	39.969	1:15.043 (1)	95.17		12:55:01.471
4 -	34.985	40.313	1:15.298 (2)	94.85	0.255	12:56:16.769

P7 6 R		Dominic PETTIT		Yamaha - Camclad Contractors		
IDEAL LAP TIME : 1:15.643		BEST LAP TIME : 1:15.899		DIFFERENCE : 0.256		
LAP	SECTOR 1	SECTOR 2	LAP TIME	MPH	DIFF	TIME OF DAY
1 -		41.211	1:23.382	85.66	7.483	12:52:32.523
2 -	35.471	40.434	1:15.905 (2)	94.09	0.006	12:53:48.428
3 -	35.501	40.559	1:16.060 (3)	93.90	0.161	12:55:04.488
4 -	35.209	40.690	1:15.899 (1)	94.10		12:56:20.387

Weather / Track : Cloudy / Dry

Snetterton 200

Circuit Length = 1.9840 miles

Start: 12:51 Flag 12:56 End: 12:57

BMCRC - MRO Championships 2015 - Rnd 10 @ Snetterton 200

Team Respro MRO 600 inc Clubman 600 & BMCRC Rookie 600

RACE 4 - SECTOR ANALYSIS

SECTOR 1 = FL to I1, SECTOR 2 = I1 to FL, DIFF = Difference To Personal Best Lap

P8 88		Neil MacQUEEN		Honda -		
IDEAL LAP TIME : 1:16.384		BEST LAP TIME : 1:16.427		DIFFERENCE : 0.043		
LAP	SECTOR 1	SECTOR 2	LAP TIME	MPH	DIFF	TIME OF DAY
1 -		40.632	1:22.406	86.67	5.979	12:52:31.547
2 -	35.949	40.629	1:16.578 (3)	93.27	0.151	12:53:48.125
3 -	35.755	40.672	1:16.427 (1)	93.45		12:55:04.552
4 -	35.806	40.658	1:16.464 (2)	93.41	0.037	12:56:21.016

P9 49 C		Ross McLURG		Kawasaki - EDI Building		
IDEAL LAP TIME : 1:16.331		BEST LAP TIME : 1:16.426		DIFFERENCE : 0.095		
LAP	SECTOR 1	SECTOR 2	LAP TIME	MPH	DIFF	TIME OF DAY
1 -		40.752	1:22.345	86.73	5.919	12:52:31.486
2 -	35.626	40.800	1:16.426 (1)	93.45		12:53:47.912
3 -	36.042	41.125	1:17.167 (3)	92.55	0.741	12:55:05.079
4 -	35.579	41.243	1:16.822 (2)	92.97	0.396	12:56:21.901

P10 77 R		Jamie TIBBLE		Honda - Barncroft Engineering		
IDEAL LAP TIME : 1:16.985		BEST LAP TIME : 1:17.397		DIFFERENCE : 0.412		
LAP	SECTOR 1	SECTOR 2	LAP TIME	MPH	DIFF	TIME OF DAY
1 -		41.586	1:24.454	84.57	7.057	12:52:33.595
2 -	36.069	41.400	1:17.469 (3)	92.19	0.072	12:53:51.064
3 -	36.071	41.388	1:17.459 (2)	92.21	0.062	12:55:08.523
4 -	35.597	41.800	1:17.397 (1)	92.28		12:56:25.920

P11 76 R		Hayden PLATTON		Kawasaki - NR Racing		
IDEAL LAP TIME : 1:16.855		BEST LAP TIME : 1:17.106		DIFFERENCE : 0.251		
LAP	SECTOR 1	SECTOR 2	LAP TIME	MPH	DIFF	TIME OF DAY
1 -		42.328	1:25.343	83.69	8.237	12:52:34.484
2 -	35.926	41.436	1:17.362 (3)	92.32	0.256	12:53:51.846
3 -	36.077	41.029	1:17.106 (1)	92.63		12:55:08.952
4 -	35.826	41.496	1:17.322 (2)	92.37	0.216	12:56:26.274

P12 164 R		Barry CHAMBERLAIN		Suzuki - Goldline Maintenance Services		
IDEAL LAP TIME : 1:17.411		BEST LAP TIME : 1:17.692		DIFFERENCE : 0.281		
LAP	SECTOR 1	SECTOR 2	LAP TIME	MPH	DIFF	TIME OF DAY
1 -		42.800	1:25.805	83.24	8.113	12:52:34.946
2 -	36.607	41.356	1:17.963 (3)	91.61	0.271	12:53:52.909
3 -	36.562	41.180	1:17.742 (2)	91.87	0.050	12:55:10.651
4 -	36.231	41.461	1:17.692 (1)	91.93		12:56:28.343

P13 37 C		James PARISH		Suzuki - HPS Motorcycles, Licharz Engineering Plastics, Leonar		
IDEAL LAP TIME : 1:17.448		BEST LAP TIME : 1:17.448		DIFFERENCE : 0.000		
LAP	SECTOR 1	SECTOR 2	LAP TIME	MPH	DIFF	TIME OF DAY
1 -		42.668	1:27.598	81.53	10.150	12:52:36.739
2 -	36.533	41.610	1:18.143 (3)	91.40	0.695	12:53:54.882
3 -	36.057	41.833	1:17.890 (2)	91.70	0.442	12:55:12.772
4 -	36.035	41.413	1:17.448 (1)	92.22		12:56:30.220

P14 39		Shane SMITH		Triumph - Ridemoto.com		
IDEAL LAP TIME : 1:17.881		BEST LAP TIME : 1:17.968		DIFFERENCE : 0.087		
LAP	SECTOR 1	SECTOR 2	LAP TIME	MPH	DIFF	TIME OF DAY
1 -		42.693	1:26.958	82.13	8.990	12:52:36.099
2 -	36.211	42.092	1:18.303 (2)	91.21	0.335	12:53:54.402
3 -	36.298	41.670	1:17.968 (1)	91.60		12:55:12.370
4 -	36.934	42.228	1:19.162 (3)	90.22	1.194	12:56:31.532

Weather / Track : Cloudy / Dry

BMCRC - MRO Championships 2015 - Rnd 10 @ Snetterton 200

Team Respro MRO 600 inc Clubman 600 & BMCRC Rookie 600

RACE 4 - SECTOR ANALYSIS

SECTOR 1 = FL to I1, SECTOR 2 = I1 to FL, DIFF = Difference To Personal Best Lap

P15 112		James NAGY		Honda -		
IDEAL LAP TIME : 1:18.563		BEST LAP TIME : 1:18.609		DIFFERENCE : 0.046		
LAP	SECTOR 1	SECTOR 2	LAP TIME	MPH	DIFF	TIME OF DAY
1 -		43.321	1:28.224	80.95	9.615	12:52:37.365
2 -	36.421	42.608	1:19.029 (3)	90.37	0.420	12:53:56.394
3 -	36.376	42.427	1:18.803 (2)	90.63	0.194	12:55:15.197
4 -	36.136	42.473	1:18.609 (1)	90.86		12:56:33.806

P16 40		David SHELVEY		Suzuki -		
IDEAL LAP TIME : 1:18.814		BEST LAP TIME : 1:18.828		DIFFERENCE : 0.014		
LAP	SECTOR 1	SECTOR 2	LAP TIME	MPH	DIFF	TIME OF DAY
1 -		43.568	1:27.907	81.25	9.079	12:52:37.048
2 -	36.851	42.959	1:19.810 (3)	89.49	0.982	12:53:56.858
3 -	36.706	42.122	1:18.828 (1)	90.60		12:55:15.686
4 -	36.692	42.279	1:18.971 (2)	90.44	0.143	12:56:34.657

P17 56 C		Michael MILLS		Yamaha - Area 51 Racing		
IDEAL LAP TIME : 1:18.562		BEST LAP TIME : 1:18.814		DIFFERENCE : 0.252		
LAP	SECTOR 1	SECTOR 2	LAP TIME	MPH	DIFF	TIME OF DAY
1 -		43.359	1:28.335	80.85	9.521	12:52:37.476
2 -	36.873	42.721	1:19.594 (3)	89.73	0.780	12:53:57.070
3 -	36.841	41.973	1:18.814 (1)	90.62		12:55:15.884
4 -	36.589	42.273	1:18.862 (2)	90.57	0.048	12:56:34.746

P18 11 R		Josh HARVEY		Yamaha - NR Racing		
IDEAL LAP TIME : 1:18.379		BEST LAP TIME : 1:18.446		DIFFERENCE : 0.067		
LAP	SECTOR 1	SECTOR 2	LAP TIME	MPH	DIFF	TIME OF DAY
1 -		44.178	1:29.631	79.68	11.185	12:52:38.772
2 -	36.700	42.921	1:19.621 (3)	89.70	1.175	12:53:58.393
3 -	37.103	41.790	1:18.893 (2)	90.53	0.447	12:55:17.286
4 -	36.589	41.857	1:18.446 (1)	91.05		12:56:35.732

P19 55		Paul GARNER		Yamaha - Area 51 Racing		
IDEAL LAP TIME : 1:18.510		BEST LAP TIME : 1:18.739		DIFFERENCE : 0.229		
LAP	SECTOR 1	SECTOR 2	LAP TIME	MPH	DIFF	TIME OF DAY
1 -		43.871	1:29.073	80.18	10.334	12:52:38.214
2 -	36.658	43.188	1:19.846 (3)	89.45	1.107	12:53:58.060
3 -	37.379	42.159	1:19.538 (2)	89.80	0.799	12:55:17.598
4 -	36.351	42.388	1:18.739 (1)	90.71		12:56:36.337

P20 99 R		Lloyd COLLINS		Honda - Warren Drives		
IDEAL LAP TIME : 1:19.090		BEST LAP TIME : 1:19.090		DIFFERENCE : 0.000		
LAP	SECTOR 1	SECTOR 2	LAP TIME	MPH	DIFF	TIME OF DAY
1 -		43.543	1:28.843	80.39	9.753	12:52:37.984
2 -	36.953	43.099	1:20.052 (3)	89.22	0.962	12:53:58.036
3 -	36.956	42.693	1:19.649 (2)	89.67	0.559	12:55:17.685
4 -	36.846	42.244	1:19.090 (1)	90.30		12:56:36.775

P21 363 R		Aaron WRIGHT		Triumph - Aquablaster UK		
IDEAL LAP TIME : 1:21.770		BEST LAP TIME : 1:22.043		DIFFERENCE : 0.273		
LAP	SECTOR 1	SECTOR 2	LAP TIME	MPH	DIFF	TIME OF DAY
1 -		46.738	1:32.539	77.18	10.496	12:52:41.680
2 -	37.680	44.369	1:22.049 (2)	87.05	0.006	12:54:03.729
3 -	37.748	44.588	1:22.336 (3)	86.74	0.293	12:55:26.065
4 -	37.953	44.090	1:22.043 (1)	87.05		12:56:48.108

Weather / Track : Cloudy / Dry

Snetterton 200
Circuit Length = 1.9840 miles
Start: 12:51 Flag 12:56 End: 12:57

BMCRC - MRO Championships 2015 - Rnd 10 @ Snetterton 200

Team Respro MRO 600 inc Clubman 600 & BMCRC Rookie 600

RACE 4 - SECTOR ANALYSIS

SECTOR 1 = FL to I1, SECTOR 2 = I1 to FL, DIFF = Difference To Personal Best Lap

P22 122 R Paul WILSON		Yamaha -				
IDEAL LAP TIME : 1:21.331		BEST LAP TIME : 1:21.833		DIFFERENCE : 0.502		
LAP	SECTOR 1	SECTOR 2	LAP TIME	MPH	DIFF	TIME OF DAY
1 -		45.993	1:32.392	77.30	10.559	12:52:41.533
2 -	37.625	44.515	1:22.140 (2)	86.95	0.307	12:54:03.673
3 -	38.654	44.085	1:22.739 (3)	86.32	0.906	12:55:26.412
4 -	38.127	43.706	1:21.833 (1)	87.28		12:56:48.245

P23 43 R Jon CLARK		Triumph - RJC Motor Services				
IDEAL LAP TIME : 1:21.557		BEST LAP TIME : 1:21.787		DIFFERENCE : 0.230		
LAP	SECTOR 1	SECTOR 2	LAP TIME	MPH	DIFF	TIME OF DAY
1 -		45.769	1:33.177	76.65	11.390	12:52:42.318
2 -	37.568	44.219	1:21.787 (1)	87.33		12:54:04.105
3 -	38.919	43.989	1:22.908 (3)	86.15	1.121	12:55:27.013
4 -	37.861	43.993	1:21.854 (2)	87.25	0.067	12:56:48.867

P24 147 C Sean CHASTON		Yamaha - Hyside Motorcycles				
IDEAL LAP TIME : 1:20.453		BEST LAP TIME : 1:20.453		DIFFERENCE : 0.000		
LAP	SECTOR 1	SECTOR 2	LAP TIME	MPH	DIFF	TIME OF DAY
1 -		46.255	1:33.685	76.23	13.232	12:52:42.826
2 -	38.530	44.025	1:22.555 (2)	86.51	2.102	12:54:05.381
3 -	38.317	45.114	1:23.431 (3)	85.61	2.978	12:55:28.812
4 -	37.455	42.998	1:20.453 (1)	88.77		12:56:49.265

P25 118 R Nathan DONEY		Yamaha -				
IDEAL LAP TIME : 1:21.450		BEST LAP TIME : 1:21.450		DIFFERENCE : 0.000		
LAP	SECTOR 1	SECTOR 2	LAP TIME	MPH	DIFF	TIME OF DAY
1 -		46.667	1:33.277	76.57	11.827	12:52:42.418
2 -	38.561	44.688	1:23.249 (2)	85.79	1.799	12:54:05.667
3 -	38.587	44.820	1:23.407 (3)	85.63	1.957	12:55:29.074
4 -	37.912	43.538	1:21.450 (1)	87.69		12:56:50.524

P26 83 R Peter CUNNINGHAM		Triumph -				
IDEAL LAP TIME : 1:21.948		BEST LAP TIME : 1:22.285		DIFFERENCE : 0.337		
LAP	SECTOR 1	SECTOR 2	LAP TIME	MPH	DIFF	TIME OF DAY
1 -		45.804	1:34.193	75.82	11.908	12:52:43.334
2 -	38.683	44.288	1:22.971 (3)	86.08	0.686	12:54:06.305
3 -	38.348	44.617	1:22.965 (2)	86.09	0.680	12:55:29.270
4 -	38.685	43.600	1:22.285 (1)	86.80		12:56:51.555

P27 174 Talan SKEELS-PIGGINS		Suzuki - McMillan Williams				
IDEAL LAP TIME : 1:22.114		BEST LAP TIME : 1:22.114		DIFFERENCE : 0.000		
LAP	SECTOR 1	SECTOR 2	LAP TIME	MPH	DIFF	TIME OF DAY
1 -		45.907	1:34.204	75.81	12.090	12:52:43.345
2 -	38.479	44.441	1:22.920 (2)	86.13	0.806	12:54:06.265
3 -	38.710	45.078	1:23.788 (3)	85.24	1.674	12:55:30.053
4 -	38.323	43.791	1:22.114 (1)	86.98		12:56:52.167

P28 30 R Duncan GROVE		Yamaha -				
IDEAL LAP TIME : 1:22.052		BEST LAP TIME : 1:22.788		DIFFERENCE : 0.736		
LAP	SECTOR 1	SECTOR 2	LAP TIME	MPH	DIFF	TIME OF DAY
1 -		45.345	1:31.870	77.74	9.082	12:52:41.011
2 -	37.986	44.802	1:22.788 (1)	86.27		12:54:03.799
3 -	39.448	45.799	1:25.247 (3)	83.78	2.459	12:55:29.046
4 -	39.627	44.066	1:23.693 (2)	85.34	0.905	12:56:52.739

Weather / Track : Cloudy / Dry

Snetterton 200
Circuit Length = 1.9840 miles
Start: 12:51 Flag 12:56 End: 12:57

BMCRC - MRO Championships 2015 - Rnd 10 @ Snetterton 200

Team Respro MRO 600 inc Clubman 600 & BMCRC Rookie 600

RACE 4 - SECTOR ANALYSIS

SECTOR 1 = FL to I1, SECTOR 2 = I1 to FL, DIFF = Difference To Personal Best Lap

P29 51 R Andrew DURANT		Honda -				
IDEAL LAP TIME : 1:22.859		BEST LAP TIME : 1:23.079		DIFFERENCE : 0.220		
LAP	SECTOR 1	SECTOR 2	LAP TIME	MPH	DIFF	TIME OF DAY
1 -		46.580	1:35.131	75.08	12.052	12:52:44.272
2 -	39.040	44.302	1:23.342 (3)	85.70	0.263	12:54:07.614
3 -	38.746	44.333	1:23.079 (1)	85.97		12:55:30.693
4 -	38.557	44.745	1:23.302 (2)	85.74	0.223	12:56:53.995

P30 317 R Jack WARD		Yamaha - Team Ward Racing				
IDEAL LAP TIME : 1:25.254		BEST LAP TIME : 1:25.254		DIFFERENCE : 0.000		
LAP	SECTOR 1	SECTOR 2	LAP TIME	MPH	DIFF	TIME OF DAY
1 -		47.662	1:37.042	73.60	11.788	12:52:46.183
2 -	38.629	46.625	1:25.254 (1)	83.77		12:54:11.437
3 -	39.453	48.285	1:27.738 (2)	81.40	2.484	12:55:39.175
4 -	41.128	47.600	1:28.728 (3)	80.49	3.474	12:57:07.903

P31 28 R Carl BARRON		Yamaha -				
IDEAL LAP TIME : 1:31.050		BEST LAP TIME : 1:31.050		DIFFERENCE : 0.000		
LAP	SECTOR 1	SECTOR 2	LAP TIME	MPH	DIFF	TIME OF DAY
1 -		50.426	1:42.876	69.42	11.826	12:52:52.017
2 -	43.081	49.366	1:32.447 (3)	77.26	1.397	12:54:24.464
3 -	42.290	48.760	1:31.050 (1)	78.44		12:55:55.514
4 -	42.777	49.367	1:32.144 (2)	77.51	1.094	12:57:27.658

P32 81 R Michael SHIPTON		Yamaha -				
IDEAL LAP TIME : 1:40.924		BEST LAP TIME : 1:43.238		DIFFERENCE : 2.314		
LAP	SECTOR 1	SECTOR 2	LAP TIME	MPH	DIFF	TIME OF DAY
1 -		54.349	1:49.363 (3)	65.31	6.125	12:52:58.504
2 -	46.575	56.663	1:43.238 (1)	69.18		12:54:41.742
3 -	49.207	56.806	1:46.013 (2)	67.37	2.775	12:56:27.755

P33 422 C Ben DOOLAN		Yamaha - BD PLASTERING				
IDEAL LAP TIME : 1:19.363		BEST LAP TIME : 1:25.794		DIFFERENCE : 6.431		
LAP	SECTOR 1	SECTOR 2	LAP TIME	MPH	DIFF	TIME OF DAY
1 -		42.133	1:25.794 (1)	83.25		12:52:34.935
2 -	38.535	47.366	1:25.901 (2)	83.14	0.106	12:54:00.836

BMCRC - MRO Championships 2015 - Rnd 10 @ Snetterton 200

Team Respro MRO 600 inc Clubman 600 & BMCRC Rookie 600

RACE 4 - BEST SECTORS

SECTOR 1				SECTOR 2			IDEAL / BEST COMPARISON					
POS	NO	NAME	TIME	NO	NAME	TIME	POS	NO	NAME	IDEAL	BEST	DIFF
									PERFECT LAP	1:14.014		
1	66	GOGGINS	34.430	74	MORPHETT	39.584	1	15	LEA	1:14.164	1:14.232	0.068
2	15	LEA	34.446	15	LEA	39.718	2	66	GOGGINS	1:14.257	1:14.408	0.151
3	173	DRAPER	34.838	66	GOGGINS	39.827	3	74	MORPHETT	1:14.470	1:14.658	0.188
4	74	MORPHETT	34.886	8	NEWSTEAD	39.922	4	32	PIPER	1:14.954	1:15.043	0.089
5	32	PIPER	34.985	32	PIPER	39.969	5	8	NEWSTEAD	1:14.983	1:14.983	0.000
6	8	NEWSTEAD	35.061	173	DRAPER	40.146	6	173	DRAPER	1:14.984	1:14.984	0.000
7	6	PETTIT	35.209	6	PETTIT	40.434	7	6	PETTIT	1:15.643	1:15.899	0.256
8	49	McLURG	35.579	88	MacQUEEN	40.629	8	49	McLURG	1:16.331	1:16.426	0.095
9	77	TIBBLE	35.597	49	McLURG	40.752	9	88	MacQUEEN	1:16.384	1:16.427	0.043
10	88	MacQUEEN	35.755	76	PLATTON	41.029	10	76	PLATTON	1:16.855	1:17.106	0.251
11	76	PLATTON	35.826	164	CHAMBERLAIN	41.180	11	77	TIBBLE	1:16.985	1:17.397	0.412
12	37	PARISH	36.035	77	TIBBLE	41.388	12	164	CHAMBERLAIN	1:17.411	1:17.692	0.281
13	112	NAGY	36.136	37	PARISH	41.413	13	37	PARISH	1:17.448	1:17.448	0.000
14	39	SMITH	36.211	39	SMITH	41.670	14	39	SMITH	1:17.881	1:17.968	0.087
15	164	CHAMBERLAIN	36.231	11	HARVEY	41.790	15	11	HARVEY	1:18.379	1:18.446	0.067
16	55	GARNER	36.351	56	MILLS	41.973	16	55	GARNER	1:18.510	1:18.739	0.229
17	56	MILLS	36.589	40	SHELVEY	42.122	17	56	MILLS	1:18.562	1:18.814	0.252
18	11	HARVEY	36.589	422	DOOLAN	42.133	18	112	NAGY	1:18.563	1:18.609	0.046
19	40	SHELVEY	36.692	55	GARNER	42.159	19	40	SHELVEY	1:18.814	1:18.828	0.014
20	99	COLLINS	36.846	99	COLLINS	42.244	20	99	COLLINS	1:19.090	1:19.090	0.000
21	422	DOOLAN	37.230	112	NAGY	42.427	21	422	DOOLAN	1:19.363	1:25.794	6.431
22	147	CHASTON	37.455	147	CHASTON	42.998	22	147	CHASTON	1:20.453	1:20.453	0.000
23	43	CLARK	37.568	118	DONEY	43.538	23	122	WILSON	1:21.331	1:21.833	0.502
24	122	WILSON	37.625	83	CUNNINGHAM	43.600	24	118	DONEY	1:21.450	1:21.450	0.000
25	363	WRIGHT	37.680	122	WILSON	43.706	25	43	CLARK	1:21.557	1:21.787	0.230
26	118	DONEY	37.912	174	SKEELS-PIGGINS	43.791	26	363	WRIGHT	1:21.770	1:22.043	0.273
27	30	GROVE	37.986	43	CLARK	43.989	27	83	CUNNINGHAM	1:21.948	1:22.285	0.337
28	174	SKEELS-PIGGINS	38.323	30	GROVE	44.066	28	30	GROVE	1:22.052	1:22.788	0.736
29	83	CUNNINGHAM	38.348	363	WRIGHT	44.090	29	174	SKEELS-PIGGINS	1:22.114	1:22.114	0.000
30	51	DURANT	38.557	51	DURANT	44.302	30	51	DURANT	1:22.859	1:23.079	0.220
31	317	WARD	38.629	317	WARD	46.625	31	317	WARD	1:25.254	1:25.254	0.000
32	28	BARRON	42.290	28	BARRON	48.760	32	28	BARRON	1:31.050	1:31.050	0.000
33	81	SHIPTON	46.575	81	SHIPTON	54.349	33	81	SHIPTON	1:40.924	1:43.238	2.314

Weather / Track : Cloudy / Dry

Results can be found at www.tsl-timing.com

Snetterton 200

Circuit Length = 1.9840 miles

Start: 12:51 Flag 12:56 End: 12:57

Printed - 12:58 Saturday, 24 October 2015

BMCRC - MRO Championships 2015 - Rnd 10 @ Snetterton 200

Team Respro MRO 600 inc Clubman 600 & BMCRC Rookie 600

RACE 12 - CLASSIFICATION

POS	NO	CL	PIC NAME	ENTRY	LAPS	TIME	GAP	DIFF	MPH	BEST	ON
1	74	C	1 Joe MORPHETT	Yamaha -	7	10:03.867			82.79	1:23.868	7
2	8	C	2 Grant NEWSTEAD	Yamaha - Tinklers Motorcycles	7	10:05.376	1.509	1.509	82.58	1:24.391	6
3	39		1 Shane SMITH	Triumph - Ridemoto.com	7	10:30.320	26.453	24.944	79.32	1:27.593	6
4	76	R	1 Hayden PLATTON	Kawasaki - NR Racing	7	10:33.466	29.599	3.146	78.92	1:28.260	7
5	40		2 David SHELVEY	Suzuki -	7	10:34.043	30.176	0.577	78.85	1:28.236	6
6	422	C	3 Ben DOOLAN	Yamaha - BD PLASTERING	7	10:34.523	30.656	0.480	78.79	1:27.214	4
7	32	C	4 Mark PIPER	Yamaha -	7	10:34.959	31.092	0.436	78.74	1:26.747	6
8	37	C	5 James PARISH	Suzuki - HPS Motorcycles, Licharz Engineering Plas	7	10:36.058	32.191	1.099	78.60	1:28.527	7
9	164	R	2 Barry CHAMBERLAIN	Suzuki - Goldline Maintenance Services	7	10:39.854	35.987	3.796	78.13	1:29.050	7
10	11	R	3 Josh HARVEY	Yamaha - NR Racing	7	10:52.422	48.555	12.568	76.63	1:30.353	7
11	55		3 Paul GARNER	Yamaha - Area 51 Racing	7	10:58.698	54.831	6.276	75.90	1:29.510	7
12	56	C	6 Michael MILLS	Yamaha - Area 51 Racing	7	11:04.131	1:00.264	5.433	75.28	1:31.561	7
13	122	R	4 Paul WILSON	Yamaha -	7	11:19.089	1:15.222	14.958	73.62	1:34.851	3
14	83	R	5 Peter CUNNINGHAM	Triumph -	7	11:24.986	1:21.119	5.897	72.99	1:31.709	7
15	95		4 Simon MEADOWS	Triumph - myself	7	11:27.142	1:23.275	2.156	72.76	1:33.256	6
16	43	R	6 Jon CLARK	Triumph - RJC Motor Services	7	11:34.096	1:30.229	6.954	72.03	1:32.920	6
17	147	C	7 Sean CHASTON	Yamaha - Hyside Motorcycles	7	11:35.473	1:31.606	1.377	71.89	1:35.214	7
18	363*	R	7 Aaron WRIGHT	Triumph - Aquablaster UK	7	11:44.862	1:40.995	9.389	70.93	1:35.569	7
19	118	R	8 Nathan DONEY	Yamaha -	6	10:03.900	1 Lap	1 Lap	70.96	1:33.179	6
20	51	R	9 Andrew DURANT	Honda -	6	10:04.037	1 Lap	0.137	70.94	1:35.040	5
21	317	R	10 Jack WARD	Yamaha - Team Ward Racing	6	10:11.506	1 Lap	7.469	70.08	1:36.855	5

NOT CLASSIFIED

DNF	30	R	Duncan GROVE	Yamaha -	5	7:59.232	2 Laps	1 Lap	74.52	1:31.571	5
DNF	66		Joe GOGGINS	Yamaha - Lexicon racing	3	4:23.828	4 Laps	2 Laps	81.21	1:25.468	3
DNF	6	R	Dominic PETTIT	Yamaha - Camclad Contractors	1	1:33.721	6 Laps	2 Laps	76.21	1:33.721	1
DNF	99	R	Lloyd COLLINS	Honda - Warren Drives	1	1:40.305	6 Laps	6.584	71.20	1:40.305	1
DNF	28	R	Carl BARRON	Yamaha -	1	1:51.328	6 Laps	11.023	64.15	1:51.328	1
DNF	15		John LEA	Triumph - P G Lea Plumbing	0						
DNF	88*		Neil MacQUEEN	Honda -	0						
DNF	77	R	Jamie TIBBLE	Honda - Barncroft Engineering	0						

FASTEST LAP

74	C	Joe MORPHETT	Yamaha -	7	1:23.868	85.16 mph	137.05 kph
66		Joe GOGGINS	Yamaha - Lexicon racing	3	1:25.468	83.56 mph	134.49 kph
76	R	Hayden PLATTON	Kawasaki - NR Racing	7	1:28.260	80.92 mph	130.23 kph

* No. 88 - Please charge transponder - low battery

* No. 363 - 10 second penalty - jump start

Class C - 90% of Race Speed = 74.51 mph

Class - 90% of Race Speed = 71.38 mph

Class R - 90% of Race Speed = 71.02 mph

Snetterton 200

Circuit Length = 1.9840 miles

Start: 16:38 Flag 16:48 End: 16:50

Weather / Track : Cloudy / Wet

These results are provisional until the conclusion of any judicial and technical matters.

Clerk Of Course :	Timekeeper :
-------------------	--------------

Results can be found at www.tsl-timing.com

Printed - 16:51 Saturday, 24 October 2015



BMCRC - MRO Championships 2015 - Rnd 10 @ Snetterton 200

Team Respro MRO 600 inc Clubman 600 & BMCRC Rookie 600

RACE 12 - LAP CHART

LAP 1 @ 16:40:18.048

NO	BEHIND	LAP TIME
66		1:31.726
8	1.176	1:32.902
74	1.271	1:32.997
6	1.995	1:33.721
37	5.581	1:37.307
76	6.229	1:37.955
40	7.083	1:38.809
39	7.661	1:39.387
99	8.579	1:40.305
164	9.606	1:41.332
11	11.178	1:42.904
32	12.239	1:43.965
56	13.163	1:44.889
422	13.273	1:44.999
55	13.737	1:45.463
122	15.566	1:47.292
30	17.889	1:49.615
363	17.899	1:49.625
83	18.094	1:49.820
147	18.302	1:50.028
43	18.752	1:50.478
28	19.602	1:51.328
317	21.600	1:53.326
118	22.519	1:54.245
51	23.364	1:55.090
95	23.605	1:55.331

LAP 2 @ 16:41:44.682

NO	BEHIND	LAP TIME
66		1:26.634
8	1.396	1:26.854
74	1.473	1:26.836
37	9.207	1:30.260
76	10.111	1:30.516
40	10.122	1:29.673
39	10.610	1:29.583
164	13.990	1:31.018
32	15.746	1:30.141
422	15.920	1:29.281
11	17.884	1:33.340
56	21.982	1:35.453
55	22.067	1:34.964
30	24.494	1:33.239
122	24.892	1:35.960
363	31.922	1:40.657
43	32.625	1:40.507
147	32.685	1:41.017
83	32.808	1:41.348
95	36.296	1:39.325
317	37.946	1:42.980
118	37.979	1:42.094
51	39.088	1:42.358

LAP 3 @ 16:43:10.150

NO	BEHIND	LAP TIME
66		1:25.468
74	1.777	1:25.772
8	1.799	1:25.871
40	13.739	1:29.085
39	13.984	1:28.842
37	14.182	1:30.443

76	14.350	1:29.707
164	17.977	1:29.455
422	18.161	1:27.709
32	19.669	1:29.391
11	24.048	1:31.632
55	31.368	1:34.769
56	31.451	1:34.937
30	31.464	1:32.438
122	34.275	1:34.851
43	43.784	1:36.627
363	45.542	1:39.088
147	46.063	1:38.846
83	46.805	1:39.465
95	46.983	1:36.155
317	53.267	1:40.789
51	53.506	1:39.886
118	53.666	1:41.155

LAP 4 @ 16:44:37.442

NO	BEHIND	LAP TIME
8		1:25.493
74	0.095	1:25.610
39	15.237	1:28.545
40	16.076	1:29.629
76	16.279	1:29.221
37	17.729	1:30.839
422	18.083	1:27.214
164	20.142	1:29.457
32	21.464	1:29.087
11	28.896	1:32.140
55	36.337	1:32.261
30	36.541	1:32.369
56	38.193	1:34.034
122	42.050	1:35.067
95	54.976	1:35.285
363	56.014	1:37.764
83	56.567	1:37.054
147	56.875	1:38.104
43	1:01.025	1:44.533
51	1:02.297	1:36.083
118	1:04.703	1:38.329
317	1:05.097	1:39.122

LAP 5 @ 16:46:01.866

NO	BEHIND	LAP TIME
8		1:24.424
74	0.310	1:24.639
39	19.103	1:28.290
76	20.884	1:29.029
40	22.017	1:30.365
422	22.160	1:28.501
37	23.179	1:29.874
164	25.416	1:29.698
32	25.480	1:28.440
11	36.061	1:31.589
55	43.352	1:31.439
30	43.688	1:31.571
56	45.387	1:31.618
122	52.524	1:34.898
95	1:04.582	1:34.030
83	1:05.389	1:33.246
363	1:07.631	1:36.041
147	1:08.124	1:35.673
43	1:11.512	1:34.911

LAP 6 @ 16:47:26.257

NO	BEHIND	LAP TIME
8		1:24.391
74	0.064	1:24.145
39	22.305	1:27.593
76	25.271	1:28.778
40	25.862	1:28.236
422	26.017	1:28.248
37	27.596	1:28.808
32	27.836	1:26.747
164	30.869	1:29.844
11	42.134	1:30.464
55	49.253	1:30.292
56	52.635	1:31.639
122	1:03.009	1:34.876
83	1:13.342	1:32.344
95	1:13.447	1:33.256
363	1:19.358	1:36.118
43	1:20.041	1:32.920
147	1:20.324	1:36.591

LAP 7 @ 16:48:50.189

NO	BEHIND	LAP TIME
74		1:23.868
118	1 Lap	1:33.179
51	1 Lap	1:35.580
8	1.509	1:25.441
317	1 Lap	1:38.434
39	26.453	1:28.080
76	29.599	1:28.260
40	30.176	1:28.246
422	30.656	1:28.571
32	31.092	1:27.188
37	32.191	1:28.527
164	35.987	1:29.050
11	48.555	1:30.353
55	54.831	1:29.510
56	1:00.264	1:31.561
122	1:15.222	1:36.145
83	1:21.119	1:31.709
95	1:23.275	1:33.760
43	1:30.229	1:34.120
363	1:30.995	1:35.569
147	1:31.606	1:35.214

Weather / Track : Cloudy / Wet

Results can be found at www.tsl-timing.com

Snetterton 200
Circuit Length = 1.9840 miles
Start: 16:38 Flag 16:48 End: 16:50

Printed - 16:52 Saturday, 24 October 2015

BMCRC - MRO Championships 2015 - Rnd 10 @ Snetterton 200

Team Respro MRO 600 inc Clubman 600 & BMCRC Rookie 600

RACE 12 - SECTOR ANALYSIS

SECTOR 1 = FL to I1, SECTOR 2 = I1 to FL, DIFF = Difference To Personal Best Lap

P1 74 C		Joe MORPHETT		Yamaha -		
IDEAL LAP TIME : 1:23.277		BEST LAP TIME : 1:23.868		DIFFERENCE : 0.591		
LAP	SECTOR 1	SECTOR 2	LAP TIME	MPH	DIFF	TIME OF DAY
1 -		47.085	1:32.997	76.80	9.129	16:40:19.319
2 -	40.629	46.207	1:26.836	82.25	2.968	16:41:46.155
3 -	39.914	45.858	1:25.772	83.27	1.904	16:43:11.927
4 -	39.891	45.719	1:25.610	83.43	1.742	16:44:37.537
5 -	39.487	45.152	1:24.639 (3)	84.38	0.771	16:46:02.176
6 -	39.382	44.763	1:24.145 (2)	84.88	0.277	16:47:26.321
7 -	38.514	45.354	1:23.868 (1)	85.16		16:48:50.189

P2 8 C		Grant NEWSTEAD		Yamaha - Tinklers Motorcycles		
IDEAL LAP TIME : 1:24.308		BEST LAP TIME : 1:24.391		DIFFERENCE : 0.083		
LAP	SECTOR 1	SECTOR 2	LAP TIME	MPH	DIFF	TIME OF DAY
1 -		47.484	1:32.902	76.88	8.511	16:40:19.224
2 -	40.491	46.363	1:26.854	82.23	2.463	16:41:46.078
3 -	39.335	46.536	1:25.871	83.17	1.480	16:43:11.949
4 -	39.298	46.195	1:25.493	83.54	1.102	16:44:37.442
5 -	39.082	45.342	1:24.424 (2)	84.60	0.033	16:46:01.866
6 -	38.966	45.425	1:24.391 (1)	84.63		16:47:26.257
7 -	38.999	46.442	1:25.441 (3)	83.59	1.050	16:48:51.698

P3 39		Shane SMITH		Triumph - Ridemoto.com		
IDEAL LAP TIME : 1:27.445		BEST LAP TIME : 1:27.593		DIFFERENCE : 0.148		
LAP	SECTOR 1	SECTOR 2	LAP TIME	MPH	DIFF	TIME OF DAY
1 -		49.046	1:39.387	71.86	11.794	16:40:25.709
2 -	41.331	48.252	1:29.583	79.73	1.990	16:41:55.292
3 -	41.005	47.837	1:28.842	80.39	1.249	16:43:24.134
4 -	40.649	47.896	1:28.545	80.66	0.952	16:44:52.679
5 -	40.989	47.301	1:28.290 (3)	80.89	0.697	16:46:20.969
6 -	40.144	47.449	1:27.593 (1)	81.54		16:47:48.562
7 -	40.445	47.635	1:28.080 (2)	81.09	0.487	16:49:16.642

P4 76 R		Hayden PLATTON		Kawasaki - NR Racing		
IDEAL LAP TIME : 1:28.250		BEST LAP TIME : 1:28.260		DIFFERENCE : 0.010		
LAP	SECTOR 1	SECTOR 2	LAP TIME	MPH	DIFF	TIME OF DAY
1 -		49.203	1:37.955	72.91	9.695	16:40:24.277
2 -	41.652	48.864	1:30.516	78.90	2.256	16:41:54.793
3 -	41.460	48.247	1:29.707	79.62	1.447	16:43:24.500
4 -	41.541	47.680	1:29.221	80.05	0.961	16:44:53.721
5 -	41.776	47.253	1:29.029 (3)	80.22	0.769	16:46:22.750
6 -	41.134	47.644	1:28.778 (2)	80.45	0.518	16:47:51.528
7 -	41.144	47.116	1:28.260 (1)	80.92		16:49:19.788

P5 40		David SHELVEY		Suzuki -		
IDEAL LAP TIME : 1:28.092		BEST LAP TIME : 1:28.236		DIFFERENCE : 0.144		
LAP	SECTOR 1	SECTOR 2	LAP TIME	MPH	DIFF	TIME OF DAY
1 -		49.530	1:38.809	72.28	10.573	16:40:25.131
2 -	41.553	48.120	1:29.673	79.65	1.437	16:41:54.804
3 -	40.884	48.201	1:29.085 (3)	80.17	0.849	16:43:23.889
4 -	41.132	48.497	1:29.629	79.69	1.393	16:44:53.518
5 -	42.066	48.299	1:30.365	79.04	2.129	16:46:23.883
6 -	40.910	47.326	1:28.236 (1)	80.94		16:47:52.119
7 -	41.038	47.208	1:28.246 (2)	80.93	0.010	16:49:20.365

P6 422 C		Ben DOOLAN		Yamaha - BD PLASTERING		
IDEAL LAP TIME : 1:27.147		BEST LAP TIME : 1:27.214		DIFFERENCE : 0.067		
LAP	SECTOR 1	SECTOR 2	LAP TIME	MPH	DIFF	TIME OF DAY

Weather / Track : Cloudy / Wet

Snetterton 200
Circuit Length = 1.9840 miles
Start: 16:38 Flag 16:48 End: 16:50

BMCRC - MRO Championships 2015 - Rnd 10 @ Snetterton 200

Team Respro MRO 600 inc Clubman 600 & BMCRC Rookie 600

RACE 12 - SECTOR ANALYSIS

SECTOR 1 = FL to I1, SECTOR 2 = I1 to FL, DIFF = Difference To Personal Best Lap

1 -		51.855	1:44.999	68.02	17.785	16:40:31.321
2 -	41.033	48.248	1:29.281	80.00	2.067	16:42:00.602
3 -	40.504	47.205	1:27.709 (2)	81.43	0.495	16:43:28.311
4 -	40.204	47.010	1:27.214 (1)	81.89		16:44:55.525
5 -	41.364	47.137	1:28.501	80.70	1.287	16:46:24.026
6 -	41.305	46.943	1:28.248 (3)	80.93	1.034	16:47:52.274
7 -	41.008	47.563	1:28.571	80.64	1.357	16:49:20.845

P7 32 C Mark PIPER			Yamaha -			
IDEAL LAP TIME : 1:26.561		BEST LAP TIME : 1:26.747		DIFFERENCE : 0.186		
LAP	SECTOR 1	SECTOR 2	LAP TIME	MPH	DIFF	TIME OF DAY
1 -		50.341	1:43.965	68.70	17.218	16:40:30.287
2 -	41.674	48.467	1:30.141	79.23	3.394	16:42:00.428
3 -	41.253	48.138	1:29.391	79.90	2.644	16:43:29.819
4 -	41.442	47.645	1:29.087	80.17	2.340	16:44:58.906
5 -	40.934	47.506	1:28.440 (3)	80.76	1.693	16:46:27.346
6 -	40.314	46.433	1:26.747 (1)	82.33		16:47:54.093
7 -	40.128	47.060	1:27.188 (2)	81.92	0.441	16:49:21.281

P8 37 C James PARISH			Suzuki - HPS Motorcycles, Licharz Engineering Plastics, Leonar			
IDEAL LAP TIME : 1:27.984		BEST LAP TIME : 1:28.527		DIFFERENCE : 0.543		
LAP	SECTOR 1	SECTOR 2	LAP TIME	MPH	DIFF	TIME OF DAY
1 -		49.144	1:37.307	73.40	8.780	16:40:23.629
2 -	41.803	48.457	1:30.260	79.13	1.733	16:41:53.889
3 -	41.076	49.367	1:30.443	78.97	1.916	16:43:24.332
4 -	41.709	49.130	1:30.839	78.62	2.312	16:44:55.171
5 -	41.809	48.065	1:29.874 (3)	79.47	1.347	16:46:25.045
6 -	41.088	47.720	1:28.808 (2)	80.42	0.281	16:47:53.853
7 -	40.264	48.263	1:28.527 (1)	80.68		16:49:22.380

P9 164 R Barry CHAMBERLAIN			Suzuki - Goldline Maintenance Services			
IDEAL LAP TIME : 1:28.889		BEST LAP TIME : 1:29.050		DIFFERENCE : 0.161		
LAP	SECTOR 1	SECTOR 2	LAP TIME	MPH	DIFF	TIME OF DAY
1 -		50.165	1:41.332	70.48	12.282	16:40:27.654
2 -	42.208	48.810	1:31.018	78.47	1.968	16:41:58.672
3 -	41.223	48.232	1:29.455 (2)	79.84	0.405	16:43:28.127
4 -	40.961	48.496	1:29.457 (3)	79.84	0.407	16:44:57.584
5 -	41.090	48.608	1:29.698	79.62	0.648	16:46:27.282
6 -	41.912	47.932	1:29.844	79.49	0.794	16:47:57.126
7 -	40.957	48.093	1:29.050 (1)	80.20		16:49:26.176

P10 11 R Josh HARVEY			Yamaha - NR Racing			
IDEAL LAP TIME : 1:30.213		BEST LAP TIME : 1:30.353		DIFFERENCE : 0.140		
LAP	SECTOR 1	SECTOR 2	LAP TIME	MPH	DIFF	TIME OF DAY
1 -		51.072	1:42.904	69.40	12.551	16:40:29.226
2 -	43.136	50.204	1:33.340	76.52	2.987	16:42:02.566
3 -	42.565	49.067	1:31.632	77.94	1.279	16:43:34.198
4 -	42.471	49.669	1:32.140	77.51	1.787	16:45:06.338
5 -	42.220	49.369	1:31.589 (3)	77.98	1.236	16:46:37.927
6 -	41.753	48.711	1:30.464 (2)	78.95	0.111	16:48:08.391
7 -	41.893	48.460	1:30.353 (1)	79.05		16:49:38.744

P11 55 Paul GARNER			Yamaha - Area 51 Racing			
IDEAL LAP TIME : 1:29.510		BEST LAP TIME : 1:29.510		DIFFERENCE : 0.000		
LAP	SECTOR 1	SECTOR 2	LAP TIME	MPH	DIFF	TIME OF DAY
1 -		51.994	1:45.463	67.72	15.953	16:40:31.785
2 -	43.269	51.695	1:34.964	75.21	5.454	16:42:06.749
3 -	43.274	51.495	1:34.769	75.36	5.259	16:43:41.518
4 -	42.310	49.951	1:32.261	77.41	2.751	16:45:13.779

Weather / Track : Cloudy / Wet

Snetterton 200

Circuit Length = 1.9840 miles

Start: 16:38 Flag 16:48 End: 16:50

BMCRC - MRO Championships 2015 - Rnd 10 @ Snetterton 200

Team Respro MRO 600 inc Clubman 600 & BMCRC Rookie 600

RACE 12 - SECTOR ANALYSIS

SECTOR 1 = FL to I1, SECTOR 2 = I1 to FL, DIFF = Difference To Personal Best Lap

5 -	42.126	49.313	1:31.439 (3)	78.11	1.929	16:46:45.218
6 -	41.597	48.695	1:30.292 (2)	79.10	0.782	16:48:15.510
7 -	41.317	48.193	1:29.510 (1)	79.79		16:49:45.020

P12 56 C	Michael MILLS	Yamaha - Area 51 Racing				
IDEAL LAP TIME : 1:31.168		BEST LAP TIME : 1:31.561		DIFFERENCE : 0.393		
LAP	SECTOR 1	SECTOR 2	LAP TIME	MPH	DIFF	TIME OF DAY
1 -		52.109	1:44.889	68.09	13.328	16:40:31.211
2 -	43.722	51.731	1:35.453	74.82	3.892	16:42:06.664
3 -	43.117	51.820	1:34.937	75.23	3.376	16:43:41.601
4 -	43.298	50.736	1:34.034	75.95	2.473	16:45:15.635
5 -	42.048	49.570	1:31.618 (2)	77.95	0.057	16:46:47.253
6 -	41.803	49.836	1:31.639 (3)	77.94	0.078	16:48:18.892
7 -	41.598	49.963	1:31.561 (1)	78.00		16:49:50.453

P13 122 R	Paul WILSON	Yamaha -				
IDEAL LAP TIME : 1:34.532		BEST LAP TIME : 1:34.851		DIFFERENCE : 0.319		
LAP	SECTOR 1	SECTOR 2	LAP TIME	MPH	DIFF	TIME OF DAY
1 -		53.083	1:47.292	66.57	12.441	16:40:33.614
2 -	43.966	51.994	1:35.960	74.43	1.109	16:42:09.574
3 -	43.832	51.019	1:34.851 (1)	75.30		16:43:44.425
4 -	43.667	51.400	1:35.067	75.13	0.216	16:45:19.492
5 -	43.913	50.985	1:34.898 (3)	75.26	0.047	16:46:54.390
6 -	43.547	51.329	1:34.876 (2)	75.28	0.025	16:48:29.266
7 -	44.178	51.967	1:36.145	74.28	1.294	16:50:05.411

P14 83 R	Peter CUNNINGHAM	Triumph -				
IDEAL LAP TIME : 1:31.629		BEST LAP TIME : 1:31.709		DIFFERENCE : 0.080		
LAP	SECTOR 1	SECTOR 2	LAP TIME	MPH	DIFF	TIME OF DAY
1 -		54.433	1:49.820	65.03	18.111	16:40:36.142
2 -	46.058	55.290	1:41.348	70.47	9.639	16:42:17.490
3 -	46.529	52.936	1:39.465	71.80	7.756	16:43:56.955
4 -	44.982	52.072	1:37.054	73.59	5.345	16:45:34.009
5 -	43.933	49.313	1:33.246 (3)	76.59	1.537	16:47:07.255
6 -	42.652	49.692	1:32.344 (2)	77.34	0.635	16:48:39.599
7 -	42.316	49.393	1:31.709 (1)	77.88		16:50:11.308

P15 95	Simon MEADOWS	Triumph - myself				
IDEAL LAP TIME : 1:33.087		BEST LAP TIME : 1:33.256		DIFFERENCE : 0.169		
LAP	SECTOR 1	SECTOR 2	LAP TIME	MPH	DIFF	TIME OF DAY
1 -		56.938	1:55.331	61.93	22.075	16:40:41.653
2 -	45.618	53.707	1:39.325	71.91	6.069	16:42:20.978
3 -	43.350	52.805	1:36.155	74.28	2.899	16:43:57.133
4 -	44.130	51.155	1:35.285	74.95	2.029	16:45:32.418
5 -	43.551	50.479	1:34.030 (3)	75.96	0.774	16:47:06.448
6 -	43.024	50.232	1:33.256 (1)	76.59		16:48:39.704
7 -	43.697	50.063	1:33.760 (2)	76.17	0.504	16:50:13.464

P16 43 R	Jon CLARK	Triumph - RJC Motor Services				
IDEAL LAP TIME : 1:32.920		BEST LAP TIME : 1:32.920		DIFFERENCE : 0.000		
LAP	SECTOR 1	SECTOR 2	LAP TIME	MPH	DIFF	TIME OF DAY
1 -		54.318	1:50.478	64.65	17.558	16:40:36.800
2 -	46.460	54.047	1:40.507	71.06	7.587	16:42:17.307
3 -	44.928	51.699	1:36.627	73.91	3.707	16:43:53.934
4 -	53.360	51.173	1:44.533	68.32	11.613	16:45:38.467
5 -	44.315	50.596	1:34.911 (3)	75.25	1.991	16:47:13.378
6 -	43.144	49.776	1:32.920 (1)	76.86		16:48:46.298
7 -	43.710	50.410	1:34.120 (2)	75.88	1.200	16:50:20.418

Weather / Track : Cloudy / Wet

Snetterton 200
Circuit Length = 1.9840 miles
Start: 16:38 Flag 16:48 End: 16:50

BMCRC - MRO Championships 2015 - Rnd 10 @ Snetterton 200

Team Respro MRO 600 inc Clubman 600 & BMCRC Rookie 600

RACE 12 - SECTOR ANALYSIS

SECTOR 1 = FL to I1, SECTOR 2 = I1 to FL, DIFF = Difference To Personal Best Lap

P17 147 C		Sean CHASTON		Yamaha - Hyside Motorcycles		
IDEAL LAP TIME : 1:35.214		BEST LAP TIME : 1:35.214		DIFFERENCE : 0.000		
LAP	SECTOR 1	SECTOR 2	LAP TIME	MPH	DIFF	TIME OF DAY
1 -		55.217	1:50.028	64.91	14.814	16:40:36.350
2 -	46.332	54.685	1:41.017	70.70	5.803	16:42:17.367
3 -	45.831	53.015	1:38.846	72.25	3.632	16:43:56.213
4 -	45.259	52.845	1:38.104	72.80	2.890	16:45:34.317
5 -	44.584	51.089	1:35.673 (2)	74.65	0.459	16:47:09.990
6 -	44.334	52.257	1:36.591 (3)	73.94	1.377	16:48:46.581
7 -	44.312	50.902	1:35.214 (1)	75.01		16:50:21.795

P18 363 R		Aaron WRIGHT		Triumph - Aquablaster UK		
IDEAL LAP TIME : 1:34.884		BEST LAP TIME : 1:35.569		DIFFERENCE : 0.685		
LAP	SECTOR 1	SECTOR 2	LAP TIME	MPH	DIFF	TIME OF DAY
1 -		55.121	1:49.625	65.15	14.056	16:40:35.947
2 -	45.762	54.895	1:40.657	70.95	5.088	16:42:16.604
3 -	45.494	53.594	1:39.088	72.08	3.519	16:43:55.692
4 -	44.599	53.165	1:37.764	73.05	2.195	16:45:33.456
5 -	44.402	51.639	1:36.041 (2)	74.36	0.472	16:47:09.497
6 -	43.822	52.296	1:36.118 (3)	74.31	0.549	16:48:45.615
7 -	44.507	51.062	1:35.569 (1)	74.73		16:50:21.184

P19 118 R		Nathan DONEY		Yamaha -		
IDEAL LAP TIME : 1:33.179		BEST LAP TIME : 1:33.179		DIFFERENCE : 0.000		
LAP	SECTOR 1	SECTOR 2	LAP TIME	MPH	DIFF	TIME OF DAY
1 -		56.003	1:54.245	62.51	21.066	16:40:40.567
2 -	46.096	55.998	1:42.094	69.96	8.915	16:42:22.661
3 -	47.271	53.884	1:41.155	70.60	7.976	16:44:03.816
4 -	45.814	52.515	1:38.329 (3)	72.63	5.150	16:45:42.145
5 -	44.127	50.771	1:34.898 (2)	75.26	1.719	16:47:17.043
6 -	43.229	49.950	1:33.179 (1)	76.65		16:48:50.222

P20 51 R		Andrew DURANT		Honda -		
IDEAL LAP TIME : 1:34.681		BEST LAP TIME : 1:35.040		DIFFERENCE : 0.359		
LAP	SECTOR 1	SECTOR 2	LAP TIME	MPH	DIFF	TIME OF DAY
1 -		57.049	1:55.090	62.06	20.050	16:40:41.412
2 -	45.965	56.393	1:42.358	69.77	7.318	16:42:23.770
3 -	45.557	54.329	1:39.886	71.50	4.846	16:44:03.656
4 -	44.105	51.978	1:36.083 (3)	74.33	1.043	16:45:39.739
5 -	44.033	51.007	1:35.040 (1)	75.15		16:47:14.779
6 -	43.674	51.906	1:35.580 (2)	74.72	0.540	16:48:50.359

P21 317 R		Jack WARD		Yamaha - Team Ward Racing		
IDEAL LAP TIME : 1:36.855		BEST LAP TIME : 1:36.855		DIFFERENCE : 0.000		
LAP	SECTOR 1	SECTOR 2	LAP TIME	MPH	DIFF	TIME OF DAY
1 -		55.466	1:53.326	63.02	16.471	16:40:39.648
2 -	46.516	56.464	1:42.980	69.35	6.125	16:42:22.628
3 -	46.091	54.698	1:40.789	70.86	3.934	16:44:03.417
4 -	45.698	53.424	1:39.122 (3)	72.05	2.267	16:45:42.539
5 -	44.716	52.139	1:36.855 (1)	73.74		16:47:19.394
6 -	45.430	53.004	1:38.434 (2)	72.56	1.579	16:48:57.828

P22 30 R		Duncan GROVE		Yamaha -		
IDEAL LAP TIME : 1:30.512		BEST LAP TIME : 1:31.571		DIFFERENCE : 1.059		
LAP	SECTOR 1	SECTOR 2	LAP TIME	MPH	DIFF	TIME OF DAY
1 -		54.054	1:49.615	65.15	18.044	16:40:35.937
2 -	42.438	50.801	1:33.239	76.60	1.668	16:42:09.176
3 -	41.623	50.815	1:32.438 (3)	77.26	0.867	16:43:41.614

Weather / Track : Cloudy / Wet

Snetterton 200
Circuit Length = 1.9840 miles
Start: 16:38 Flag 16:48 End: 16:50

BMCRC - MRO Championships 2015 - Rnd 10 @ Snetterton 200

Team Respro MRO 600 inc Clubman 600 & BMCRC Rookie 600

RACE 12 - SECTOR ANALYSIS

SECTOR 1 = FL to I1, SECTOR 2 = I1 to FL, DIFF = Difference To Personal Best Lap

4 -	43.193	49.176	1:32.369 (2)	77.32	0.798	16:45:13.983
5 -	42.682	48.889	1:31.571 (1)	77.99		16:46:45.554

P23	66	Joe GOGGINS	Yamaha - Lexicon racing			
IDEAL LAP TIME : 1:25.217		BEST LAP TIME : 1:25.468		DIFFERENCE : 0.251		
LAP	SECTOR 1	SECTOR 2	LAP TIME	MPH	DIFF	TIME OF DAY
1 -		47.377	1:31.726 (3)	77.86	6.258	16:40:18.048
2 -	40.023	46.611	1:26.634 (2)	82.44	1.166	16:41:44.682
3 -	39.011	46.457	1:25.468 (1)	83.56		16:43:10.150

P24	6 R	Dominic PETTIT	Yamaha - Camclad Contractors			
IDEAL LAP TIME : 1:28.238		BEST LAP TIME : 1:33.721		DIFFERENCE : 5.483		
LAP	SECTOR 1	SECTOR 2	LAP TIME	MPH	DIFF	TIME OF DAY
1 -		47.272	1:33.721 (1)	76.21		16:40:20.043

P25	99 R	Lloyd COLLINS	Honda - Warren Drives			
IDEAL LAP TIME : 1:31.955		BEST LAP TIME : 1:40.305		DIFFERENCE : 8.350		
LAP	SECTOR 1	SECTOR 2	LAP TIME	MPH	DIFF	TIME OF DAY
1 -		50.299	1:40.305 (1)	71.20		16:40:26.627

P26	28 R	Carl BARRON	Yamaha -			
IDEAL LAP TIME : 1:40.758		BEST LAP TIME : 1:51.328		DIFFERENCE : 10.570		
LAP	SECTOR 1	SECTOR 2	LAP TIME	MPH	DIFF	TIME OF DAY
1 -		54.157	1:51.328 (1)	64.15		16:40:37.650

BMCRC - MRO Championships 2015 - Rnd 10 @ Snetterton 200

Team Respro MRO 600 inc Clubman 600 & BMCRC Rookie 600

RACE 12 - BEST SECTORS

SECTOR 1				SECTOR 2				IDEAL / BEST COMPARISON				
POS	NO	NAME	TIME	NO	NAME	TIME	POS	NO	NAME	IDEAL	BEST	DIFF
									PERFECT LAP	1:23.277		
1	74	MORPHETT	38.514	74	MORPHETT	44.763	1	74	MORPHETT	1:23.277	1:23.868	0.591
2	66	GOGGINS	38.760	8	NEWSTEAD	45.342	2	8	NEWSTEAD	1:24.308	1:24.391	0.083
3	8	NEWSTEAD	38.966	32	PIPER	46.433	3	66	GOGGINS	1:25.217	1:25.468	0.251
4	32	PIPER	40.128	66	GOGGINS	46.457	4	32	PIPER	1:26.561	1:26.747	0.186
5	39	SMITH	40.144	422	DOOLAN	46.943	5	422	DOOLAN	1:27.147	1:27.214	0.067
6	422	DOOLAN	40.204	76	PLATTON	47.116	6	39	SMITH	1:27.445	1:27.593	0.148
7	37	PARISH	40.264	40	SHELVEY	47.208	7	37	PARISH	1:27.984	1:28.527	0.543
8	40	SHELVEY	40.884	6	PETTIT	47.272	8	40	SHELVEY	1:28.092	1:28.236	0.144
9	164	CHAMBERLAIN	40.957	39	SMITH	47.301	9	6	PETTIT	1:28.238	1:33.721	5.483
10	6	PETTIT	40.966	37	PARISH	47.720	10	76	PLATTON	1:28.250	1:28.260	0.010
11	76	PLATTON	41.134	164	CHAMBERLAIN	47.932	11	164	CHAMBERLAIN	1:28.889	1:29.050	0.161
12	55	GARNER	41.317	55	GARNER	48.193	12	55	GARNER	1:29.510	1:29.510	0.000
13	56	MILLS	41.598	11	HARVEY	48.460	13	11	HARVEY	1:30.213	1:30.353	0.140
14	30	GROVE	41.623	30	GROVE	48.889	14	30	GROVE	1:30.512	1:31.571	1.059
15	99	COLLINS	41.656	83	CUNNINGHAM	49.313	15	56	MILLS	1:31.168	1:31.561	0.393
16	11	HARVEY	41.753	56	MILLS	49.570	16	83	CUNNINGHAM	1:31.629	1:31.709	0.080
17	83	CUNNINGHAM	42.316	43	CLARK	49.776	17	99	COLLINS	1:31.955	1:40.305	8.350
18	95	MEADOWS	43.024	118	DONEY	49.950	18	43	CLARK	1:32.920	1:32.920	0.000
19	43	CLARK	43.144	95	MEADOWS	50.063	19	95	MEADOWS	1:33.087	1:33.256	0.169
20	118	DONEY	43.229	99	COLLINS	50.299	20	118	DONEY	1:33.179	1:33.179	0.000
21	122	WILSON	43.547	147	CHASTON	50.902	21	122	WILSON	1:34.532	1:34.851	0.319
22	51	DURANT	43.674	122	WILSON	50.985	22	51	DURANT	1:34.681	1:35.040	0.359
23	363	WRIGHT	43.822	51	DURANT	51.007	23	363	WRIGHT	1:34.884	1:35.569	0.685
24	147	CHASTON	44.312	363	WRIGHT	51.062	24	147	CHASTON	1:35.214	1:35.214	0.000
25	317	WARD	44.716	317	WARD	52.139	25	317	WARD	1:36.855	1:36.855	0.000
26	28	BARRON	46.601	28	BARRON	54.157	26	28	BARRON	1:40.758	1:51.328	10.570
27												
28												
29												

Weather / Track : Cloudy / Wet

Results can be found at www.tsl-timing.com

Snetterton 200

Circuit Length = 1.9840 miles

Start: 16:38 Flag 16:48 End: 16:50

Printed - 16:52 Saturday, 24 October 2015

BMCRC - MRO Championships 2015 - Rnd 10 @ Snetterton 200

Team Respro MRO 600 inc Clubman 600 & BMCRC Rookie 600

RACE 4 - CLASSIFICATION

POS	NO	CL	PIC NAME	ENTRY	LAPS	TIME	GAP	DIFF	MPH	BEST	ON
1	8	C	1 Grant NEWSTEAD	Yamaha - Tinklers Motorcycles	7	9:33.125			87.23	1:20.299	7
2	37	C	2 James PARISH	Suzuki - HPS Motorcycles, Licharz Engineering Plas	7	9:36.290	3.165	3.165	86.75	1:20.185	7
3	32	C	3 Mark PIPER	Yamaha -	7	9:45.754	12.629	9.464	85.35	1:22.112	6
4	39		1 Shane SMITH	Triumph - Ridemoto.com	7	9:47.012	13.887	1.258	85.17	1:21.476	6
5	6	R	1 Dominic PETTIT	Yamaha - Camclad Contractors	7	9:47.322	14.197	0.310	85.12	1:20.345	7
6	74	C	4 Joe MORPHETT	Yamaha -	7	9:47.838	14.713	0.516	85.05	1:22.234	5
7	173	C	5 Stephen DRAPER	Yamaha -	7	9:50.949	17.824	3.111	84.60	1:21.115	6
8	15		2 John LEA	Triumph - P G Lea Plumbing	7	9:53.355	20.230	2.406	84.26	1:21.985	6
9	76	R	2 Hayden PLATTON	Kawasaki - NR Racing	7	9:53.649	20.524	0.294	84.22	1:22.108	4
10	40		3 David SHELVEY	Suzuki -	7	9:56.316	23.191	2.667	83.84	1:23.811	7
11	164	R	3 Barry CHAMBERLAIN	Suzuki - Goldline Maintenance Services	7	10:01.161	28.036	4.845	83.16	1:24.283	3
12	49	C	6 Ross McLURG	Kawasaki - EDI Building	7	10:01.899	28.774	0.738	83.06	1:22.356	7
13	55	C	7 Paul GARNER	Yamaha - Area 51 Racing	7	10:03.128	30.003	1.229	82.89	1:24.034	7
14	56	C	8 Michael MILLS	Yamaha - Area 51 Racing	7	10:03.442	30.317	0.314	82.85	1:23.673	6
15	11	R	4 Josh HARVEY	Yamaha - NR Racing	7	10:04.567	31.442	1.125	82.69	1:24.177	5
16	99	R	5 Lloyd COLLINS	Honda - Warren Drives	7	10:07.528	34.403	2.961	82.29	1:23.240	5
17	363	R	6 Aaron WRIGHT	Triumph - Aquablaster UK	7	10:14.813	41.688	7.285	81.32	1:24.015	6
18	77	R	7 Jamie TIBBLE	Honda - Barncroft Engineering	7	10:14.901	41.776	0.088	81.31	1:25.641	4
19	83	R	8 Peter CUNNINGHAM	Triumph -	7	10:27.702	54.577	12.801	79.65	1:27.108	7
20	147	C	9 Sean CHASTON	Yamaha - Hyside Motorcycles	7	10:33.440	1:00.315	5.738	78.93	1:27.625	7
21	118	R	9 Nathan DONEY	Yamaha -	7	10:42.626	1:09.501	9.186	77.80	1:26.404	7
22	43	R	10 Jon CLARK	Triumph - RJC Motor Services	7	10:42.808	1:09.683	0.182	77.78	1:25.911	7
23	317	R	11 Jack WARD	Yamaha - Team Ward Racing	7	10:48.139	1:15.014	5.331	77.14	1:28.951	6
24	30	R	12 Duncan GROVE	Yamaha -	7	10:53.383	1:20.258	5.244	76.52	1:29.743	6
25	95		4 Simon MEADOWS	Triumph - myself	7	10:59.621	1:26.496	6.238	75.79	1:28.697	7
26	28	R	13 Carl BARRON	Yamaha -	6	9:58.590	1 Lap	1 Lap	71.59	1:37.755	3

NOT CLASSIFIED

DNF	122	R	Paul WILSON	Yamaha -	5	7:52.272	2 Laps	1 Lap	75.61	1:32.285	4
DNF	66		Joe GOGGINS	Yamaha - Lexicon racing	3	4:24.521	4 Laps	2 Laps	81.00	1:25.588	3
DNF	51	R	Andrew DURANT	Honda -	0						

FASTEST LAP

37	C	James PARISH	Suzuki - HPS Motorcycles, Licharz Engineering Plas	7	1:20.185	89.07 mph	143.35 kph
6	R	Dominic PETTIT	Yamaha - Camclad Contractors	7	1:20.345	88.89 mph	143.06 kph
39		Shane SMITH	Triumph - Ridemoto.com	6	1:21.476	87.66 mph	141.08 kph

Class C - 90% of Race Speed = 78.50 mph

Class - 90% of Race Speed = 76.65 mph

Class R - 90% of Race Speed = 76.60 mph

Snetterton 200

Circuit Length = 1.9840 miles

Start: 11:54 Flag 12:04 End: 12:05

Weather / Track : Cloudy / Drying

These results are provisional until the conclusion of any judicial and technical matters.

Clerk Of Course :	Timekeeper :
-------------------	--------------

Results can be found at www.tsl-timing.com

Printed - 12:05 Sunday, 25 October 2015



BMCRC - MRO Championships 2015 - Rnd 10 @ Snetterton 200

Team Respro MRO 600 inc Clubman 600 & BMCRC Rookie 600

RACE 4 - LAP CHART

LAP 1 @ 11:55:58.612		
NO	BEHIND	LAP TIME

8		1:26.618
74	1.764	1:28.382
39	1.834	1:28.452
32	2.641	1:29.259
164	2.795	1:29.413
37	3.375	1:29.993
40	4.110	1:30.728
66	6.487	1:33.105
76	6.706	1:33.324
55	6.994	1:33.612
6	7.123	1:33.741
15	8.035	1:34.653
56	8.156	1:34.774
11	8.612	1:35.230
173	8.892	1:35.510
77	9.539	1:36.157
147	12.042	1:38.660
122	12.492	1:39.110
99	12.562	1:39.180
49	12.606	1:39.224
83	12.814	1:39.432
363	12.875	1:39.493
317	16.519	1:43.137
118	17.107	1:43.725
30	18.331	1:44.949
28	20.664	1:47.282
43	20.747	1:47.365
95	29.214	1:55.832

LAP 2 @ 11:57:20.114		
NO	BEHIND	LAP TIME

8		1:21.502
39	3.967	1:23.635
37	4.995	1:23.122
74	5.173	1:24.911
32	5.713	1:24.574
164	6.031	1:24.738
40	6.801	1:24.193
76	10.584	1:25.380
66	10.813	1:25.828
6	10.988	1:25.367
15	11.235	1:24.702
55	11.670	1:26.178
173	12.384	1:24.994
56	12.453	1:25.799
11	13.529	1:26.419
77	15.553	1:27.516
49	16.595	1:25.491
99	17.716	1:26.656
363	19.953	1:28.580
147	20.972	1:30.432
83	21.005	1:29.693
122	24.429	1:33.439
317	27.833	1:32.816
118	28.404	1:32.799
43	28.542	1:29.297
30	28.635	1:31.806
28	37.548	1:38.386
95	39.818	1:32.106

LAP 3 @ 11:58:41.602		
NO	BEHIND	LAP TIME

8		1:21.488
37	4.495	1:20.988
39	5.046	1:22.567
32	6.534	1:22.309
74	6.543	1:22.858
164	8.826	1:24.283
40	9.181	1:23.868
76	11.883	1:22.787
6	12.912	1:23.412
15	14.657	1:24.910
66	14.913	1:25.588
173	14.940	1:24.044
55	15.620	1:25.438
56	16.591	1:25.626
11	16.778	1:24.737
49	20.196	1:25.089
77	20.461	1:26.396
99	21.495	1:25.267
363	25.776	1:27.311
83	27.352	1:27.835
147	28.971	1:29.487
122	36.741	1:33.800
43	37.077	1:30.023
317	38.875	1:32.530
118	38.985	1:32.069
30	40.169	1:33.022
95	50.045	1:31.715
28	53.815	1:37.755

LAP 4 @ 12:00:02.767		
NO	BEHIND	LAP TIME

8		1:21.165
37	4.000	1:20.670
39	5.674	1:21.793
32	7.959	1:22.590
74	8.583	1:23.205
40	12.296	1:24.280
164	12.648	1:24.987
76	12.826	1:22.108
6	13.895	1:22.148
173	15.587	1:21.812
15	16.011	1:22.519
55	19.538	1:25.083
56	20.382	1:24.956
11	20.999	1:25.386
49	23.113	1:24.082
77	24.937	1:25.641
99	25.880	1:25.550
363	30.899	1:26.288
83	33.894	1:27.707
147	37.843	1:30.037
43	47.604	1:31.692
122	47.861	1:32.285
317	48.339	1:30.629
118	48.412	1:30.592
30	50.421	1:31.417
95	58.674	1:29.794
28	1:10.983	1:38.333

LAP 5 @ 12:01:24.071		
NO	BEHIND	LAP TIME

8		1:21.304
37	3.566	1:20.870
39	6.547	1:22.177
32	8.794	1:22.139
74	9.513	1:22.234
6	13.954	1:21.363
76	14.770	1:23.248
40	15.763	1:24.771
173	16.296	1:22.013
15	17.169	1:22.462
164	18.014	1:26.670
55	22.778	1:24.544
56	23.639	1:24.561
11	23.872	1:24.177
49	24.419	1:22.610
99	27.816	1:23.240
77	29.636	1:26.003
363	34.492	1:24.897
83	40.084	1:27.494
147	45.326	1:28.787
43	55.715	1:29.415
118	56.239	1:29.131
317	57.302	1:30.267
30	1:00.121	1:31.004
122	1:00.195	1:33.638
95	1:08.148	1:30.778

LAP 6 @ 12:02:44.820		
NO	BEHIND	LAP TIME

8		1:20.749
37	3.279	1:20.462
39	7.274	1:21.476
28	1 Lap	1:38.420
32	10.157	1:22.112
74	11.183	1:22.419
6	14.151	1:20.946
76	16.418	1:22.397
173	16.662	1:21.115
15	18.405	1:21.985
40	19.679	1:24.665
164	22.953	1:25.688
55	26.268	1:24.239
56	26.563	1:23.673
49	26.717	1:23.047
11	27.428	1:24.305
99	31.003	1:23.936
77	34.698	1:25.811
363	37.758	1:24.015
83	47.768	1:28.433
147	52.989	1:28.412
118	1:03.396	1:27.906
43	1:04.071	1:29.105
317	1:05.504	1:28.951
30	1:09.115	1:29.743
95	1:18.098	1:30.699

LAP 7 @ 12:04:05.119		
NO	BEHIND	LAP TIME

8		1:20.299
37	3.165	1:20.185
32	12.629	1:22.771

39	13.887	1:26.912
6	14.197	1:20.345
74	14.713	1:23.829
173	17.824	1:21.461
15	20.230	1:22.124
76	20.524	1:24.405
40	23.191	1:23.811
28	1 Lap	1:38.414
164	28.036	1:25.382
49	28.774	1:22.356
55	30.003	1:24.034
56	30.317	1:24.053
11	31.442	1:24.313
99	34.403	1:23.699
363	41.688	1:24.229
77	41.776	1:27.377
83	54.577	1:27.108
147	1:00.315	1:27.625
118	1:09.501	1:26.404
43	1:09.683	1:25.911
317	1:15.014	1:29.809
30	1:20.258	1:31.442
95	1:26.496	1:28.697

Weather / Track : Cloudy / Drying

Results can be found at www.tsl-timing.com

Snetterton 200

Circuit Length = 1.9840 miles

Start: 11:54 Flag 12:04 End: 12:05

Printed - 12:06 Sunday, 25 October 2015

BMCRC - MRO Championships 2015 - Rnd 10 @ Snetterton 200

Team Respro MRO 600 inc Clubman 600 & BMCRC Rookie 600

RACE 4 - SECTOR ANALYSIS

SECTOR 1 = FL to I1, SECTOR 2 = I1 to FL, DIFF = Difference To Personal Best Lap

P1 8 C Grant NEWSTEAD		Yamaha - Tinklers Motorcycles				
IDEAL LAP TIME : 1:20.169		BEST LAP TIME : 1:20.299		DIFFERENCE : 0.130		
LAP	SECTOR 1	SECTOR 2	LAP TIME	MPH	DIFF	TIME OF DAY
1 -		44.138	1:26.618	82.45	6.319	11:55:58.612
2 -	37.539	43.963	1:21.502	87.63	1.203	11:57:20.114
3 -	37.671	43.817	1:21.488	87.65	1.189	11:58:41.602
4 -	37.525	43.640	1:21.165 (3)	88.00	0.866	12:00:02.767
5 -	37.402	43.902	1:21.304	87.84	1.005	12:01:24.071
6 -	37.131	43.618	1:20.749 (2)	88.45	0.450	12:02:44.820
7 -	37.261	43.038	1:20.299 (1)	88.94		12:04:05.119

P2 37 C James PARISH		Suzuki - HPS Motorcycles, Licharz Engineering Plastics, Leonar				
IDEAL LAP TIME : 1:20.185		BEST LAP TIME : 1:20.185		DIFFERENCE : 0.000		
LAP	SECTOR 1	SECTOR 2	LAP TIME	MPH	DIFF	TIME OF DAY
1 -		45.189	1:29.993	79.36	9.808	11:56:01.987
2 -	37.988	45.134	1:23.122	85.92	2.937	11:57:25.109
3 -	37.314	43.674	1:20.988	88.19	0.803	11:58:46.097
4 -	37.002	43.668	1:20.670 (3)	88.54	0.485	12:00:06.767
5 -	37.218	43.652	1:20.870	88.32	0.685	12:01:27.637
6 -	37.066	43.396	1:20.462 (2)	88.76	0.277	12:02:48.099
7 -	36.982	43.203	1:20.185 (1)	89.07		12:04:08.284

P3 32 C Mark PIPER		Yamaha -				
IDEAL LAP TIME : 1:21.512		BEST LAP TIME : 1:22.112		DIFFERENCE : 0.600		
LAP	SECTOR 1	SECTOR 2	LAP TIME	MPH	DIFF	TIME OF DAY
1 -		44.678	1:29.259	80.01	7.147	11:56:01.253
2 -	38.295	46.279	1:24.574	84.45	2.462	11:57:25.827
3 -	37.826	44.483	1:22.309 (3)	86.77	0.197	11:58:48.136
4 -	38.428	44.162	1:22.590	86.48	0.478	12:00:10.726
5 -	38.432	43.707	1:22.139 (2)	86.95	0.027	12:01:32.865
6 -	37.805	44.307	1:22.112 (1)	86.98		12:02:54.977
7 -	38.072	44.699	1:22.771	86.29	0.659	12:04:17.748

P4 39 Shane SMITH		Triumph - Ridemoto.com				
IDEAL LAP TIME : 1:21.287		BEST LAP TIME : 1:21.476		DIFFERENCE : 0.189		
LAP	SECTOR 1	SECTOR 2	LAP TIME	MPH	DIFF	TIME OF DAY
1 -		45.084	1:28.452	80.74	6.976	11:56:00.446
2 -	38.868	44.767	1:23.635	85.40	2.159	11:57:24.081
3 -	37.808	44.759	1:22.567	86.50	1.091	11:58:46.648
4 -	37.814	43.979	1:21.793 (2)	87.32	0.317	12:00:08.441
5 -	38.316	43.861	1:22.177 (3)	86.91	0.701	12:01:30.618
6 -	37.764	43.712	1:21.476 (1)	87.66		12:02:52.094
7 -	37.575	49.337	1:26.912	82.18	5.436	12:04:19.006

P5 6 R Dominic PETTIT		Yamaha - Camclad Contractors				
IDEAL LAP TIME : 1:20.345		BEST LAP TIME : 1:20.345		DIFFERENCE : 0.000		
LAP	SECTOR 1	SECTOR 2	LAP TIME	MPH	DIFF	TIME OF DAY
1 -		46.855	1:33.741	76.19	13.396	11:56:05.735
2 -	39.425	45.942	1:25.367	83.66	5.022	11:57:31.102
3 -	38.627	44.785	1:23.412	85.62	3.067	11:58:54.514
4 -	37.973	44.175	1:22.148	86.94	1.803	12:00:16.662
5 -	37.394	43.969	1:21.363 (3)	87.78	1.018	12:01:38.025
6 -	37.189	43.757	1:20.946 (2)	88.23	0.601	12:02:58.971
7 -	37.031	43.314	1:20.345 (1)	88.89		12:04:19.316

P6 74 C Joe MORPHETT		Yamaha -				
IDEAL LAP TIME : 1:22.193		BEST LAP TIME : 1:22.234		DIFFERENCE : 0.041		
LAP	SECTOR 1	SECTOR 2	LAP TIME	MPH	DIFF	TIME OF DAY

Weather / Track : Cloudy / Drying

Snetterton 200
Circuit Length = 1.9840 miles
Start: 11:54 Flag 12:04 End: 12:05

BMCRC - MRO Championships 2015 - Rnd 10 @ Snetterton 200

Team Respro MRO 600 inc Clubman 600 & BMCRC Rookie 600

RACE 4 - SECTOR ANALYSIS

SECTOR 1 = FL to I1, SECTOR 2 = I1 to FL, DIFF = Difference To Personal Best Lap

1 -		45.234	1:28.382	80.81	6.148	11:56:00.376
2 -	38.857	46.054	1:24.911	84.11	2.677	11:57:25.287
3 -	38.215	44.643	1:22.858 (3)	86.20	0.624	11:58:48.145
4 -	38.432	44.773	1:23.205	85.84	0.971	12:00:11.350
5 -	37.922	44.312	1:22.234 (1)	86.85		12:01:33.584
6 -	38.148	44.271	1:22.419 (2)	86.66	0.185	12:02:56.003
7 -	39.042	44.787	1:23.829	85.20	1.595	12:04:19.832

P7 173 C Stephen DRAPER			Yamaha -			
IDEAL LAP TIME : 1:20.699		BEST LAP TIME : 1:21.115		DIFFERENCE : 0.416		

LAP	SECTOR 1	SECTOR 2	LAP TIME	MPH	DIFF	TIME OF DAY
1 -		46.684	1:35.510	74.78	14.395	11:56:07.504
2 -	38.871	46.123	1:24.994	84.03	3.879	11:57:32.498
3 -	38.278	45.766	1:24.044	84.98	2.929	11:58:56.542
4 -	37.655	44.157	1:21.812 (3)	87.30	0.697	12:00:18.354
5 -	37.568	44.445	1:22.013	87.09	0.898	12:01:40.367
6 -	37.817	43.298	1:21.115 (1)	88.05		12:03:01.482
7 -	37.401	44.060	1:21.461 (2)	87.68	0.346	12:04:22.943

P8 15 John LEA			Triumph - P G Lea Plumbing			
IDEAL LAP TIME : 1:21.314		BEST LAP TIME : 1:21.985		DIFFERENCE : 0.671		

LAP	SECTOR 1	SECTOR 2	LAP TIME	MPH	DIFF	TIME OF DAY
1 -		46.894	1:34.653	75.45	12.668	11:56:06.647
2 -	38.964	45.738	1:24.702	84.32	2.717	11:57:31.349
3 -	39.096	45.814	1:24.910	84.11	2.925	11:58:56.259
4 -	37.719	44.800	1:22.519	86.55	0.534	12:00:18.778
5 -	37.689	44.773	1:22.462 (3)	86.61	0.477	12:01:41.240
6 -	37.936	44.049	1:21.985 (1)	87.12		12:03:03.225
7 -	37.265	44.859	1:22.124 (2)	86.97	0.139	12:04:25.349

P9 76 R Hayden PLATTON			Kawasaki - NR Racing			
IDEAL LAP TIME : 1:21.840		BEST LAP TIME : 1:22.108		DIFFERENCE : 0.268		

LAP	SECTOR 1	SECTOR 2	LAP TIME	MPH	DIFF	TIME OF DAY
1 -		46.973	1:33.324	76.53	11.216	11:56:05.318
2 -	39.302	46.078	1:25.380	83.65	3.272	11:57:30.698
3 -	38.458	44.329	1:22.787 (3)	86.27	0.679	11:58:53.485
4 -	37.936	44.172	1:22.108 (1)	86.98		12:00:15.593
5 -	38.376	44.872	1:23.248	85.79	1.140	12:01:38.841
6 -	37.668	44.729	1:22.397 (2)	86.68	0.289	12:03:01.238
7 -	38.460	45.945	1:24.405	84.62	2.297	12:04:25.643

P10 40 David SHELVEY			Suzuki -			
IDEAL LAP TIME : 1:23.645		BEST LAP TIME : 1:23.811		DIFFERENCE : 0.166		

LAP	SECTOR 1	SECTOR 2	LAP TIME	MPH	DIFF	TIME OF DAY
1 -		46.124	1:30.728	78.72	6.917	11:56:02.722
2 -	38.953	45.240	1:24.193 (3)	84.83	0.382	11:57:26.915
3 -	38.666	45.202	1:23.868 (2)	85.16	0.057	11:58:50.783
4 -	38.572	45.708	1:24.280	84.74	0.469	12:00:15.063
5 -	39.042	45.729	1:24.771	84.25	0.960	12:01:39.834
6 -	39.103	45.562	1:24.665	84.36	0.854	12:03:04.499
7 -	38.443	45.368	1:23.811 (1)	85.22		12:04:28.310

P11 164 R Barry CHAMBERLAIN			Suzuki - Goldline Maintenance Services			
IDEAL LAP TIME : 1:23.734		BEST LAP TIME : 1:24.283		DIFFERENCE : 0.549		

LAP	SECTOR 1	SECTOR 2	LAP TIME	MPH	DIFF	TIME OF DAY
1 -		45.219	1:29.413	79.88	5.130	11:56:01.407
2 -	39.822	44.916	1:24.738 (2)	84.28	0.455	11:57:26.145
3 -	39.163	45.120	1:24.283 (1)	84.74		11:58:50.428
4 -	38.818	46.169	1:24.987 (3)	84.04	0.704	12:00:15.415

Weather / Track : Cloudy / Drying

Snetterton 200

Circuit Length = 1.9840 miles

Start: 11:54 Flag 12:04 End: 12:05

BMCRC - MRO Championships 2015 - Rnd 10 @ Snetterton 200

Team Respro MRO 600 inc Clubman 600 & BMCRC Rookie 600

RACE 4 - SECTOR ANALYSIS

SECTOR 1 = FL to I1, SECTOR 2 = I1 to FL, DIFF = Difference To Personal Best Lap

5 -	40.240	46.430	1:26.670	82.41	2.387	12:01:42.085
6 -	39.502	46.186	1:25.688	83.35	1.405	12:03:07.773
7 -	39.357	46.025	1:25.382	83.65	1.099	12:04:33.155

P12 49 C		Ross McLURG		Kawasaki - EDI Building		
IDEAL LAP TIME : 1:21.926		BEST LAP TIME : 1:22.356		DIFFERENCE : 0.430		
LAP	SECTOR 1	SECTOR 2	LAP TIME	MPH	DIFF	TIME OF DAY
1 -		49.416	1:39.224	71.98	16.868	11:56:11.218
2 -	39.466	46.025	1:25.491	83.54	3.135	11:57:36.709
3 -	38.886	46.203	1:25.089	83.94	2.733	11:59:01.798
4 -	38.837	45.245	1:24.082	84.94	1.726	12:00:25.880
5 -	37.814	44.796	1:22.610 (2)	86.46	0.254	12:01:48.490
6 -	37.995	45.052	1:23.047 (3)	86.00	0.691	12:03:11.537
7 -	38.244	44.112	1:22.356 (1)	86.72		12:04:33.893

P13 55 C		Paul GARNER		Yamaha - Area 51 Racing		
IDEAL LAP TIME : 1:23.440		BEST LAP TIME : 1:24.034		DIFFERENCE : 0.594		
LAP	SECTOR 1	SECTOR 2	LAP TIME	MPH	DIFF	TIME OF DAY
1 -		46.994	1:33.612	76.29	9.578	11:56:05.606
2 -	40.201	45.977	1:26.178	82.88	2.144	11:57:31.784
3 -	39.144	46.294	1:25.438	83.59	1.404	11:58:57.222
4 -	39.184	45.899	1:25.083	83.94	1.049	12:00:22.305
5 -	38.628	45.916	1:24.544 (3)	84.48	0.510	12:01:46.849
6 -	38.358	45.881	1:24.239 (2)	84.78	0.205	12:03:11.088
7 -	38.952	45.082	1:24.034 (1)	84.99		12:04:35.122

P14 56 C		Michael MILLS		Yamaha - Area 51 Racing		
IDEAL LAP TIME : 1:23.404		BEST LAP TIME : 1:23.673		DIFFERENCE : 0.269		
LAP	SECTOR 1	SECTOR 2	LAP TIME	MPH	DIFF	TIME OF DAY
1 -		47.950	1:34.774	75.36	11.101	11:56:06.768
2 -	39.514	46.285	1:25.799	83.24	2.126	11:57:32.567
3 -	39.324	46.302	1:25.626	83.41	1.953	11:58:58.193
4 -	38.712	46.244	1:24.956	84.07	1.283	12:00:23.149
5 -	38.531	46.030	1:24.561 (3)	84.46	0.888	12:01:47.710
6 -	38.283	45.390	1:23.673 (1)	85.36		12:03:11.383
7 -	38.932	45.121	1:24.053 (2)	84.97	0.380	12:04:35.436

P15 11 R		Josh HARVEY		Yamaha - NR Racing		
IDEAL LAP TIME : 1:24.092		BEST LAP TIME : 1:24.177		DIFFERENCE : 0.085		
LAP	SECTOR 1	SECTOR 2	LAP TIME	MPH	DIFF	TIME OF DAY
1 -		48.270	1:35.230	75.00	11.053	11:56:07.224
2 -	39.798	46.621	1:26.419	82.65	2.242	11:57:33.643
3 -	39.034	45.703	1:24.737	84.29	0.560	11:58:58.380
4 -	38.774	46.612	1:25.386	83.64	1.209	12:00:23.766
5 -	38.859	45.318	1:24.177 (1)	84.85		12:01:47.943
6 -	38.835	45.470	1:24.305 (2)	84.72	0.128	12:03:12.248
7 -	38.878	45.435	1:24.313 (3)	84.71	0.136	12:04:36.561

P16 99 R		Lloyd COLLINS		Honda - Warren Drives		
IDEAL LAP TIME : 1:23.240		BEST LAP TIME : 1:23.240		DIFFERENCE : 0.000		
LAP	SECTOR 1	SECTOR 2	LAP TIME	MPH	DIFF	TIME OF DAY
1 -		49.829	1:39.180	72.01	15.940	11:56:11.174
2 -	40.968	45.688	1:26.656	82.42	3.416	11:57:37.830
3 -	38.763	46.504	1:25.267	83.76	2.027	11:59:03.097
4 -	39.009	46.541	1:25.550	83.48	2.310	12:00:28.647
5 -	38.454	44.786	1:23.240 (1)	85.80		12:01:51.887
6 -	38.620	45.316	1:23.936 (3)	85.09	0.696	12:03:15.823
7 -	38.626	45.073	1:23.699 (2)	85.33	0.459	12:04:39.522

Weather / Track : Cloudy / Drying

Snetterton 200

Circuit Length = 1.9840 miles

Start: 11:54 Flag 12:04 End: 12:05

BMCRC - MRO Championships 2015 - Rnd 10 @ Snetterton 200

Team Respro MRO 600 inc Clubman 600 & BMCRC Rookie 600

RACE 4 - SECTOR ANALYSIS

SECTOR 1 = FL to I1, SECTOR 2 = I1 to FL, DIFF = Difference To Personal Best Lap

P17 363 R		Aaron WRIGHT		Triumph - Aquablaster UK		
IDEAL LAP TIME : 1:24.015		BEST LAP TIME : 1:24.015		DIFFERENCE : 0.000		
LAP	SECTOR 1	SECTOR 2	LAP TIME	MPH	DIFF	TIME OF DAY
1 -		49.646	1:39.493	71.78	15.478	11:56:11.487
2 -	41.159	47.421	1:28.580	80.63	4.565	11:57:40.067
3 -	39.669	47.642	1:27.311	81.80	3.296	11:59:07.378
4 -	39.630	46.658	1:26.288	82.77	2.273	12:00:33.666
5 -	39.111	45.786	1:24.897 (3)	84.13	0.882	12:01:58.563
6 -	38.668	45.347	1:24.015 (1)	85.01		12:03:22.578
7 -	38.673	45.556	1:24.229 (2)	84.79	0.214	12:04:46.807

P18 77 R		Jamie TIBBLE		Honda - Barncroft Engineering		
IDEAL LAP TIME : 1:25.543		BEST LAP TIME : 1:25.641		DIFFERENCE : 0.098		
LAP	SECTOR 1	SECTOR 2	LAP TIME	MPH	DIFF	TIME OF DAY
1 -		47.682	1:36.157	74.27	10.516	11:56:08.151
2 -	40.266	47.250	1:27.516	81.61	1.875	11:57:35.667
3 -	39.612	46.784	1:26.396	82.67	0.755	11:59:02.063
4 -	39.356	46.285	1:25.641 (1)	83.40		12:00:27.704
5 -	39.611	46.392	1:26.003 (3)	83.04	0.362	12:01:53.707
6 -	39.624	46.187	1:25.811 (2)	83.23	0.170	12:03:19.518
7 -	40.792	46.585	1:27.377	81.74	1.736	12:04:46.895

P19 83 R		Peter CUNNINGHAM		Triumph -		
IDEAL LAP TIME : 1:27.058		BEST LAP TIME : 1:27.108		DIFFERENCE : 0.050		
LAP	SECTOR 1	SECTOR 2	LAP TIME	MPH	DIFF	TIME OF DAY
1 -		48.887	1:39.432	71.83	12.324	11:56:11.426
2 -	41.904	47.789	1:29.693	79.63	2.585	11:57:41.119
3 -	40.232	47.603	1:27.835	81.31	0.727	11:59:08.954
4 -	40.512	47.195	1:27.707 (3)	81.43	0.599	12:00:36.661
5 -	40.345	47.149	1:27.494 (2)	81.63	0.386	12:02:04.155
6 -	40.857	47.576	1:28.433	80.76	1.325	12:03:32.588
7 -	39.909	47.199	1:27.108 (1)	81.99		12:04:59.696

P20 147 C		Sean CHASTON		Yamaha - Hyside Motorcycles		
IDEAL LAP TIME : 1:27.625		BEST LAP TIME : 1:27.625		DIFFERENCE : 0.000		
LAP	SECTOR 1	SECTOR 2	LAP TIME	MPH	DIFF	TIME OF DAY
1 -		49.707	1:38.660	72.39	11.035	11:56:10.654
2 -	41.777	48.655	1:30.432	78.98	2.807	11:57:41.086
3 -	41.249	48.238	1:29.487	79.81	1.862	11:59:10.573
4 -	41.289	48.748	1:30.037	79.32	2.412	12:00:40.610
5 -	41.137	47.650	1:28.787 (3)	80.44	1.162	12:02:09.397
6 -	40.878	47.534	1:28.412 (2)	80.78	0.787	12:03:37.809
7 -	40.270	47.355	1:27.625 (1)	81.51		12:05:05.434

P21 118 R		Nathan DONEY		Yamaha -		
IDEAL LAP TIME : 1:26.404		BEST LAP TIME : 1:26.404		DIFFERENCE : 0.000		
LAP	SECTOR 1	SECTOR 2	LAP TIME	MPH	DIFF	TIME OF DAY
1 -		51.265	1:43.725	68.85	17.321	11:56:15.719
2 -	42.146	50.653	1:32.799	76.96	6.395	11:57:48.518
3 -	42.097	49.972	1:32.069	77.57	5.665	11:59:20.587
4 -	41.070	49.522	1:30.592	78.84	4.188	12:00:51.179
5 -	41.499	47.632	1:29.131 (3)	80.13	2.727	12:02:20.310
6 -	41.067	46.839	1:27.906 (2)	81.25	1.502	12:03:48.216
7 -	40.008	46.396	1:26.404 (1)	82.66		12:05:14.620

P22 43 R		Jon CLARK		Triumph - RJC Motor Services		
IDEAL LAP TIME : 1:25.911		BEST LAP TIME : 1:25.911		DIFFERENCE : 0.000		
LAP	SECTOR 1	SECTOR 2	LAP TIME	MPH	DIFF	TIME OF DAY

Weather / Track : Cloudy / Drying

Snetterton 200
Circuit Length = 1.9840 miles
Start: 11:54 Flag 12:04 End: 12:05

BMCRC - MRO Championships 2015 - Rnd 10 @ Snetterton 200

Team Respro MRO 600 inc Clubman 600 & BMCRC Rookie 600

RACE 4 - SECTOR ANALYSIS

SECTOR 1 = FL to I1, SECTOR 2 = I1 to FL, DIFF = Difference To Personal Best Lap

1 -		49.262		1:47.365	66.52	21.454	11:56:19.359
2 -	41.258	48.039		1:29.297 (3)	79.98	3.386	11:57:48.656
3 -	41.546	48.477		1:30.023	79.34	4.112	11:59:18.679
4 -	41.852	49.840		1:31.692	77.89	5.781	12:00:50.371
5 -	41.279	48.136		1:29.415	79.88	3.504	12:02:19.786
6 -	41.806	47.299		1:29.105 (2)	80.15	3.194	12:03:48.891
7 -	39.719	46.192		1:25.911 (1)	83.13		12:05:14.802

P23 317 R Jack WARD			Yamaha - Team Ward Racing			
IDEAL LAP TIME : 1:28.792		BEST LAP TIME : 1:28.951		DIFFERENCE : 0.159		
LAP	SECTOR 1	SECTOR 2	LAP TIME	MPH	DIFF	TIME OF DAY
1 -		51.023	1:43.137	69.25	14.186	11:56:15.131
2 -	41.811	51.005	1:32.816	76.95	3.865	11:57:47.947
3 -	42.210	50.320	1:32.530	77.19	3.579	11:59:20.477
4 -	40.975	49.654	1:30.629	78.81	1.678	12:00:51.106
5 -	41.914	48.353	1:30.267 (3)	79.12	1.316	12:02:21.373
6 -	40.564	48.387	1:28.951 (1)	80.29		12:03:53.324
7 -	40.439	49.370	1:29.809 (2)	79.53	0.858	12:05:20.133

P24 30 R Duncan GROVE			Yamaha -			
IDEAL LAP TIME : 1:29.743		BEST LAP TIME : 1:29.743		DIFFERENCE : 0.000		
LAP	SECTOR 1	SECTOR 2	LAP TIME	MPH	DIFF	TIME OF DAY
1 -		50.868	1:44.949	68.05	15.206	11:56:16.943
2 -	41.750	50.056	1:31.806	77.80	2.063	11:57:48.749
3 -	42.695	50.327	1:33.022	76.78	3.279	11:59:21.771
4 -	41.670	49.747	1:31.417 (3)	78.13	1.674	12:00:53.188
5 -	41.729	49.275	1:31.004 (2)	78.48	1.261	12:02:24.192
6 -	41.342	48.401	1:29.743 (1)	79.58		12:03:53.935
7 -	42.119	49.323	1:31.442	78.11	1.699	12:05:25.377

P25 95 Simon MEADOWS			Triumph - myself			
IDEAL LAP TIME : 1:28.505		BEST LAP TIME : 1:28.697		DIFFERENCE : 0.192		
LAP	SECTOR 1	SECTOR 2	LAP TIME	MPH	DIFF	TIME OF DAY
1 -		50.961	1:55.832	61.66	27.135	11:56:27.826
2 -	42.501	49.605	1:32.106	77.54	3.409	11:57:59.932
3 -	42.300	49.415	1:31.715	77.87	3.018	11:59:31.647
4 -	41.092	48.702	1:29.794 (2)	79.54	1.097	12:01:01.441
5 -	41.448	49.330	1:30.778	78.68	2.081	12:02:32.219
6 -	41.770	48.929	1:30.699 (3)	78.74	2.002	12:04:02.918
7 -	41.284	47.413	1:28.697 (1)	80.52		12:05:31.615

P26 28 R Carl BARRON			Yamaha -			
IDEAL LAP TIME : 1:37.154		BEST LAP TIME : 1:37.755		DIFFERENCE : 0.601		
LAP	SECTOR 1	SECTOR 2	LAP TIME	MPH	DIFF	TIME OF DAY
1 -		52.617	1:47.282	66.57	9.527	11:56:19.276
2 -	45.025	53.361	1:38.386 (3)	72.59	0.631	11:57:57.662
3 -	44.537	53.218	1:37.755 (1)	73.06		11:59:35.417
4 -	45.251	53.082	1:38.333 (2)	72.63	0.578	12:01:13.750
5 -	45.216	53.204	1:38.420	72.57	0.665	12:02:52.170
6 -	44.680	53.734	1:38.414	72.57	0.659	12:04:30.584

P27 122 R Paul WILSON			Yamaha -			
IDEAL LAP TIME : 1:32.285		BEST LAP TIME : 1:32.285		DIFFERENCE : 0.000		
LAP	SECTOR 1	SECTOR 2	LAP TIME	MPH	DIFF	TIME OF DAY
1 -		50.681	1:39.110	72.06	6.825	11:56:11.104
2 -	42.826	50.613	1:33.439 (2)	76.44	1.154	11:57:44.543
3 -	43.010	50.790	1:33.800	76.14	1.515	11:59:18.343
4 -	41.959	50.326	1:32.285 (1)	77.39		12:00:50.628
5 -	42.342	51.296	1:33.638 (3)	76.27	1.353	12:02:24.266

Weather / Track : Cloudy / Drying

Snetterton 200
Circuit Length = 1.9840 miles
Start: 11:54 Flag 12:04 End: 12:05

BMCRC - MRO Championships 2015 - Rnd 10 @ Snetterton 200

Team Respro MRO 600 inc Clubman 600 & BMCRC Rookie 600

RACE 4 - SECTOR ANALYSIS

SECTOR 1 = FL to I1, SECTOR 2 = I1 to FL, DIFF = Difference To Personal Best Lap

P28 66		Joe GOGGINS		Yamaha - Lexicon racing			
IDEAL LAP TIME : 1:25.151		BEST LAP TIME : 1:25.588		DIFFERENCE : 0.437			
LAP	SECTOR 1	SECTOR 2	LAP TIME	MPH	DIFF	TIME OF DAY	
1 -		47.269	1:33.105 (3)	76.71	7.517	11:56:05.099	
2 -	38.817	47.011	1:25.828 (2)	83.21	0.240	11:57:30.927	
3 -	39.254	46.334	1:25.588 (1)	83.45		11:58:56.515	

BMCRC - MRO Championships 2015 - Rnd 10 @ Snetterton 200

Team Respro MRO 600 inc Clubman 600 & BMCRC Rookie 600

RACE 4 - BEST SECTORS

SECTOR 1			SECTOR 2			IDEAL / BEST COMPARISON						
POS	NO	NAME	TIME	NO	NAME	TIME	POS	NO	NAME	IDEAL	BEST	DIFF
									PERFECT LAP	1:20.020		
1	37	PARISH	36.982	8	NEWSTEAD	43.038	1	8	NEWSTEAD	1:20.169	1:20.299	0.130
2	6	PETTIT	37.031	37	PARISH	43.203	2	37	PARISH	1:20.185	1:20.185	0.000
3	8	NEWSTEAD	37.131	173	DRAPER	43.298	3	6	PETTIT	1:20.345	1:20.345	0.000
4	15	LEA	37.265	6	PETTIT	43.314	4	173	DRAPER	1:20.699	1:21.115	0.416
5	173	DRAPER	37.401	32	PIPER	43.707	5	39	SMITH	1:21.287	1:21.476	0.189
6	39	SMITH	37.575	39	SMITH	43.712	6	15	LEA	1:21.314	1:21.985	0.671
7	76	PLATTON	37.668	15	LEA	44.049	7	32	PIPER	1:21.512	1:22.112	0.600
8	32	PIPER	37.805	49	McLURG	44.112	8	76	PLATTON	1:21.840	1:22.108	0.268
9	49	McLURG	37.814	76	PLATTON	44.172	9	49	McLURG	1:21.926	1:22.356	0.430
10	74	MORPHETT	37.922	74	MORPHETT	44.271	10	74	MORPHETT	1:22.193	1:22.234	0.041
11	56	MILLS	38.283	99	COLLINS	44.786	11	99	COLLINS	1:23.240	1:23.240	0.000
12	55	GARNER	38.358	164	CHAMBERLAIN	44.916	12	56	MILLS	1:23.404	1:23.673	0.269
13	40	SHELVEY	38.443	55	GARNER	45.082	13	55	GARNER	1:23.440	1:24.034	0.594
14	99	COLLINS	38.454	56	MILLS	45.121	14	40	SHELVEY	1:23.645	1:23.811	0.166
15	363	WRIGHT	38.668	40	SHELVEY	45.202	15	164	CHAMBERLAIN	1:23.734	1:24.283	0.549
16	11	HARVEY	38.774	11	HARVEY	45.318	16	363	WRIGHT	1:24.015	1:24.015	0.000
17	66	GOGGINS	38.817	363	WRIGHT	45.347	17	11	HARVEY	1:24.092	1:24.177	0.085
18	164	CHAMBERLAIN	38.818	77	TIBBLE	46.187	18	66	GOGGINS	1:25.151	1:25.588	0.437
19	77	TIBBLE	39.356	43	CLARK	46.192	19	77	TIBBLE	1:25.543	1:25.641	0.098
20	43	CLARK	39.719	66	GOGGINS	46.334	20	43	CLARK	1:25.911	1:25.911	0.000
21	83	CUNNINGHAM	39.909	118	DONEY	46.396	21	118	DONEY	1:26.404	1:26.404	0.000
22	118	DONEY	40.008	83	CUNNINGHAM	47.149	22	83	CUNNINGHAM	1:27.058	1:27.108	0.050
23	147	CHASTON	40.270	147	CHASTON	47.355	23	147	CHASTON	1:27.625	1:27.625	0.000
24	317	WARD	40.439	95	MEADOWS	47.413	24	95	MEADOWS	1:28.505	1:28.697	0.192
25	95	MEADOWS	41.092	317	WARD	48.353	25	317	WARD	1:28.792	1:28.951	0.159
26	30	GROVE	41.342	30	GROVE	48.401	26	30	GROVE	1:29.743	1:29.743	0.000
27	122	WILSON	41.959	122	WILSON	50.326	27	122	WILSON	1:32.285	1:32.285	0.000
28	28	BARRON	44.537	28	BARRON	52.617	28	28	BARRON	1:37.154	1:37.755	0.601
29												

Weather / Track : Cloudy / Drying

Results can be found at www.tsl-timing.com

Snetterton 200

Circuit Length = 1.9840 miles

Start: 11:54 Flag 12:04 End: 12:05

Printed - 12:06 Sunday, 25 October 2015

BMCRC - MRO Championships 2015 - Rnd 10 @ Snetterton 200

Team Respro MRO 600 inc Clubman 600 & BMCRC Rookie 600

RACE 12 - CLASSIFICATION

POS	NO	CL	PIC NAME	ENTRY	LAPS	TIME	GAP	DIFF	MPH	BEST	ON
1	8	C	1 Grant NEWSTEAD	Yamaha - Tinklers Motorcycles	7	8:55.293			93.40	1:15.502	4
2	74	C	2 Joe MORPHETT	Yamaha -	7	8:56.296	1.003	1.003	93.22	1:15.136	5
3	6	R	1 Dominic PETTIT	Yamaha - Camclad Contractors	7	9:01.656	6.363	5.360	92.30	1:15.946	4
4	37	C	3 James PARISH	Suzuki - HPS Motorcycles, Licharz Engineering Plas	7	9:07.926	12.633	6.270	91.24	1:17.027	4
5	39		1 Shane SMITH	Triumph - Ridemoto.com	7	9:15.799	20.506	7.873	89.95	1:17.614	4
6	173	C	4 Stephen DRAPER	Yamaha -	7	9:17.067	21.774	1.268	89.75	1:16.034	4
7	76	R	2 Hayden PLATTON	Kawasaki - NR Racing	7	9:17.138	21.845	0.071	89.74	1:18.115	6
8	55	C	5 Paul GARNER	Yamaha - Area 51 Racing	7	9:17.999	22.706	0.861	89.60	1:17.946	6
9	40		2 David SHELVEY	Suzuki -	7	9:20.988	25.695	2.989	89.12	1:18.328	6
10	99	R	3 Lloyd COLLINS	Honda - Warren Drives	7	9:21.930	26.637	0.942	88.97	1:18.681	4
11	56	C	6 Michael MILLS	Yamaha - Area 51 Racing	7	9:24.020	28.727	2.090	88.64	1:18.834	6
12	164	R	4 Barry CHAMBERLAIN	Suzuki - Goldline Maintenance Services	7	9:24.657	29.364	0.637	88.54	1:19.060	3
13	11	R	5 Josh HARVEY	Yamaha - NR Racing	7	9:25.679	30.386	1.022	88.38	1:19.298	4
14	363	R	6 Aaron WRIGHT	Triumph - Aquablastu UK	7	9:37.171	41.878	11.492	86.62	1:20.550	5
15	95		3 Simon MEADOWS	Triumph - myself	7	9:48.744	53.451	11.573	84.92	1:22.204	7
16	83	R	7 Peter CUNNINGHAM	Triumph -	7	9:51.964	56.671	3.220	84.46	1:22.877	5
17	30	R	8 Duncan GROVE	Yamaha -	7	9:58.318	1:03.025	6.354	83.56	1:23.025	5
18	317	R	9 Jack WARD	Yamaha - Team Ward Racing	7	9:58.424	1:03.131	0.106	83.54	1:23.008	5
19	122	R	10 Paul WILSON	Yamaha -	7	9:58.638	1:03.345	0.214	83.51	1:23.297	6
20	51	R	11 Andrew DURANT	Honda -	7	9:58.701	1:03.408	0.063	83.51	1:22.796	7
21	174		4 Talan SKEELS-PIGGINS	Suzuki - McMillan Williams	7	9:58.729	1:03.436	0.028	83.50	1:22.122	4

NOT CLASSIFIED

DNF	49	C	Ross McLURG	Kawasaki - EDI Building	6	8:02.137	1 Lap	1 Lap	88.88	1:18.741	3
DNF	118	R	Nathan DONEY	Yamaha -	6	8:15.506	1 Lap	13.369	86.48	1:20.788	2

FASTEST LAP

74	C	Joe MORPHETT	Yamaha -	5	1:15.136	95.06 mph	152.98 kph
6	R	Dominic PETTIT	Yamaha - Camclad Contractors	4	1:15.946	94.04 mph	151.35 kph
39		Shane SMITH	Triumph - Ridemoto.com	4	1:17.614	92.02 mph	148.10 kph

Class C - 90% of Race Speed = 84.06 mph

Class R - 90% of Race Speed = 83.07 mph

Class - 90% of Race Speed = 80.95 mph

Snetterton 200

Circuit Length = 1.9840 miles

Start: 15:52 Flag 16:01 End: 16:03

Weather / Track : Cloudy / Dry

These results are provisional until the conclusion of any judicial and technical matters.

Clerk Of Course :	Timekeeper :
-------------------	--------------

Results can be found at www.tsl-timing.com

Printed - 16:04 Sunday, 25 October 2015



BMCRC - MRO Championships 2015 - Rnd 10 @ Snetterton 200

Team Respro MRO 600 inc Clubman 600 & BMCRC Rookie 600

RACE 12 - LAP CHART

LAP 1 @ 15:54:14.051

NO	BEHIND	LAP TIME
8		1:20.580
6	2.218	1:22.798
37	2.317	1:22.897
74	2.438	1:23.018
39	3.863	1:24.443
76	4.276	1:24.856
40	5.320	1:25.900
49	5.888	1:26.468
164	6.512	1:27.092
55	6.658	1:27.238
99	6.743	1:27.323
56	7.412	1:27.992
11	7.568	1:28.148
118	8.758	1:29.338
363	10.015	1:30.595
95	10.900	1:31.480
83	11.318	1:31.898
122	11.732	1:32.312
173	12.050	1:32.630
317	13.626	1:34.206
30	13.941	1:34.521
174	14.349	1:34.929
51	14.430	1:35.010

LAP 2 @ 15:55:29.995

NO	BEHIND	LAP TIME
8		1:15.944
6	2.893	1:16.619
74	3.025	1:16.531
37	4.342	1:17.969
39	6.098	1:18.179
76	7.938	1:19.606
40	8.317	1:18.941
49	9.159	1:19.215
55	9.462	1:18.748
99	10.155	1:19.356
164	10.946	1:20.378
56	11.566	1:20.098
11	11.762	1:20.138
118	13.602	1:20.788
363	15.770	1:21.699
173	17.062	1:20.956
95	18.333	1:23.377
83	18.828	1:23.454
122	20.297	1:24.509
317	22.343	1:24.661
30	23.050	1:25.053
51	23.953	1:25.467
174	26.286	1:27.881

LAP 3 @ 15:56:45.936

NO	BEHIND	LAP TIME
8		1:15.941
74	2.664	1:15.580
6	3.415	1:16.463
37	5.950	1:17.549
39	8.461	1:18.304
76	10.709	1:18.712
40	11.453	1:19.077
49	11.959	1:18.741
55	12.164	1:18.643

99	13.083	1:18.869
164	14.065	1:19.060
56	14.772	1:19.147
11	15.368	1:19.547
173	18.561	1:17.440
118	18.628	1:20.967
363	20.807	1:20.978
95	25.531	1:23.139
83	26.433	1:23.546
122	28.512	1:24.156
30	30.836	1:23.727
317	30.949	1:24.547
51	31.302	1:23.290
174	33.799	1:23.454

LAP 4 @ 15:58:01.438

NO	BEHIND	LAP TIME
8		1:15.502
74	2.831	1:15.669
6	3.859	1:15.946
37	7.475	1:17.027
39	10.573	1:17.614
76	14.186	1:18.979
40	14.857	1:18.906
55	15.448	1:18.786
49	15.596	1:19.139
99	16.262	1:18.681
164	17.792	1:19.229
56	18.547	1:19.277
173	19.093	1:16.034
11	19.164	1:19.298
118	24.129	1:21.003
363	26.275	1:20.970
95	33.012	1:22.983
83	34.130	1:23.199
122	37.269	1:24.259
51	39.605	1:23.805
317	39.642	1:24.195
30	39.794	1:24.460
174	40.419	1:22.122

LAP 5 @ 15:59:17.106

NO	BEHIND	LAP TIME
8		1:15.668
74	2.299	1:15.136
6	4.746	1:16.555
37	9.266	1:17.459
39	13.836	1:18.931
76	17.058	1:18.540
40	17.564	1:18.375
55	18.007	1:18.227
49	19.289	1:19.361
99	19.762	1:19.168
173	20.285	1:16.860
164	21.229	1:19.105
56	22.144	1:19.265
11	22.974	1:19.478
118	29.616	1:21.155
363	31.157	1:20.550
95	40.362	1:23.018
83	41.339	1:22.877
122	46.367	1:24.766
317	46.982	1:23.008
30	47.151	1:23.025

LAP 6 @ 16:00:32.689

NO	BEHIND	LAP TIME
8		1:15.583
74	1.928	1:15.212
6	5.555	1:16.392
37	10.949	1:17.266
39	17.064	1:18.811
76	19.590	1:18.115
40	20.309	1:18.328
55	20.370	1:17.946
173	21.362	1:16.660
49	22.919	1:19.213
99	23.515	1:19.336
164	24.774	1:19.128
56	25.395	1:18.834
11	26.882	1:19.491
118	36.288	1:22.255
363	36.516	1:20.942
95	47.322	1:22.543
83	49.666	1:23.910
122	54.081	1:23.297
317	54.875	1:23.476
30	55.070	1:23.502
174	55.729	1:23.446
51	56.687	1:24.715

LAP 7 @ 16:01:48.764

NO	BEHIND	LAP TIME
8		1:16.075
74	1.003	1:15.150
6	6.363	1:16.883
37	12.633	1:17.759
39	20.506	1:19.517
173	21.774	1:16.487
76	21.845	1:18.330
55	22.706	1:18.411
40	25.695	1:21.461
99	26.637	1:19.197
56	28.727	1:19.407
164	29.364	1:20.665
11	30.386	1:19.579
363	41.878	1:21.437
95	53.451	1:22.204
83	56.671	1:23.080
30	1:03.025	1:24.030
317	1:03.131	1:24.331
122	1:03.345	1:25.339
51	1:03.408	1:22.796
174	1:03.436	1:23.782

Weather / Track : Cloudy / Dry

Results can be found at www.tsl-timing.com

Snetterton 200

Circuit Length = 1.9840 miles

Start: 15:52 Flag 16:01 End: 16:03

Printed - 16:04 Sunday, 25 October 2015

BMCRC - MRO Championships 2015 - Rnd 10 @ Snetterton 200

Team Respro MRO 600 inc Clubman 600 & BMCRC Rookie 600

RACE 12 - SECTOR ANALYSIS

SECTOR 1 = FL to I1, SECTOR 2 = I1 to FL, DIFF = Difference To Personal Best Lap

P1		8 C		Grant NEWSTEAD		Yamaha - Tinklers Motorcycles	
IDEAL LAP TIME : 1:15.403		BEST LAP TIME : 1:15.502		DIFFERENCE : 0.099			
LAP	SECTOR 1	SECTOR 2	LAP TIME	MPH	DIFF	TIME OF DAY	
1 -		40.448	1:20.580	88.63	5.078	15:54:14.051	
2 -	35.691	40.253	1:15.944	94.05	0.442	15:55:29.995	
3 -	35.891	40.050	1:15.941	94.05	0.439	15:56:45.936	
4 -	35.441	40.061	1:15.502 (1)	94.60		15:58:01.438	
5 -	35.503	40.165	1:15.668 (3)	94.39	0.166	15:59:17.106	
6 -	35.353	40.230	1:15.583 (2)	94.49	0.081	16:00:32.689	
7 -	35.411	40.664	1:16.075	93.88	0.573	16:01:48.764	

P2		74 C		Joe MORPHETT		Yamaha -	
IDEAL LAP TIME : 1:15.064		BEST LAP TIME : 1:15.136		DIFFERENCE : 0.072			
LAP	SECTOR 1	SECTOR 2	LAP TIME	MPH	DIFF	TIME OF DAY	
1 -		41.416	1:23.018	86.03	7.882	15:54:16.489	
2 -	35.763	40.768	1:16.531	93.32	1.395	15:55:33.020	
3 -	35.351	40.229	1:15.580	94.50	0.444	15:56:48.600	
4 -	35.441	40.228	1:15.669	94.39	0.533	15:58:04.269	
5 -	35.272	39.864	1:15.136 (1)	95.06		15:59:19.405	
6 -	35.241	39.971	1:15.212 (3)	94.96	0.076	16:00:34.617	
7 -	35.200	39.950	1:15.150 (2)	95.04	0.014	16:01:49.767	

P3		6 R		Dominic PETTIT		Yamaha - Camclad Contractors	
IDEAL LAP TIME : 1:15.946		BEST LAP TIME : 1:15.946		DIFFERENCE : 0.000			
LAP	SECTOR 1	SECTOR 2	LAP TIME	MPH	DIFF	TIME OF DAY	
1 -		41.786	1:22.798	86.26	6.852	15:54:16.269	
2 -	35.957	40.662	1:16.619	93.22	0.673	15:55:32.888	
3 -	35.516	40.947	1:16.463 (3)	93.41	0.517	15:56:49.351	
4 -	35.415	40.531	1:15.946 (1)	94.04		15:58:05.297	
5 -	35.799	40.756	1:16.555	93.29	0.609	15:59:21.852	
6 -	35.554	40.838	1:16.392 (2)	93.49	0.446	16:00:38.244	
7 -	35.599	41.284	1:16.883	92.90	0.937	16:01:55.127	

P4		37 C		James PARISH		Suzuki - HPS Motorcycles, Licharz Engineering Plastics, Leonar	
IDEAL LAP TIME : 1:16.999		BEST LAP TIME : 1:17.027		DIFFERENCE : 0.028			
LAP	SECTOR 1	SECTOR 2	LAP TIME	MPH	DIFF	TIME OF DAY	
1 -		42.021	1:22.897	86.16	5.870	15:54:16.368	
2 -	36.518	41.451	1:17.969	91.60	0.942	15:55:34.337	
3 -	36.037	41.512	1:17.549	92.10	0.522	15:56:51.886	
4 -	35.586	41.441	1:17.027 (1)	92.72		15:58:08.913	
5 -	35.762	41.697	1:17.459 (3)	92.21	0.432	15:59:26.372	
6 -	35.853	41.413	1:17.266 (2)	92.44	0.239	16:00:43.638	
7 -	36.113	41.646	1:17.759	91.85	0.732	16:02:01.397	

P5		39		Shane SMITH		Triumph - Ridemoto.com	
IDEAL LAP TIME : 1:17.605		BEST LAP TIME : 1:17.614		DIFFERENCE : 0.009			
LAP	SECTOR 1	SECTOR 2	LAP TIME	MPH	DIFF	TIME OF DAY	
1 -		42.657	1:24.443	84.58	6.829	15:54:17.914	
2 -	36.512	41.667	1:18.179 (2)	91.36	0.565	15:55:36.093	
3 -	36.480	41.824	1:18.304 (3)	91.21	0.690	15:56:54.397	
4 -	35.938	41.676	1:17.614 (1)	92.02		15:58:12.011	
5 -	36.925	42.006	1:18.931	90.49	1.317	15:59:30.942	
6 -	36.797	42.014	1:18.811	90.62	1.197	16:00:49.753	
7 -	36.977	42.540	1:19.517	89.82	1.903	16:02:09.270	

P6		173 C		Stephen DRAPER		Yamaha -	
IDEAL LAP TIME : 1:15.934		BEST LAP TIME : 1:16.034		DIFFERENCE : 0.100			
LAP	SECTOR 1	SECTOR 2	LAP TIME	MPH	DIFF	TIME OF DAY	

Weather / Track : Cloudy / Dry

Snetterton 200
Circuit Length = 1.9840 miles
Start: 15:52 Flag 16:01 End: 16:03

BMCRC - MRO Championships 2015 - Rnd 10 @ Snetterton 200

Team Respro MRO 600 inc Clubman 600 & BMCRC Rookie 600

RACE 12 - SECTOR ANALYSIS

SECTOR 1 = FL to I1, SECTOR 2 = I1 to FL, DIFF = Difference To Personal Best Lap

1 -		50.961	1:32.630	77.10	16.596	15:54:26.101
2 -	38.367	42.589	1:20.956	88.22	4.922	15:55:47.057
3 -	36.104	41.336	1:17.440	92.23	1.406	15:57:04.497
4 -	35.508	40.526	1:16.034 (1)	93.93		15:58:20.531
5 -	35.925	40.935	1:16.860	92.92	0.826	15:59:37.391
6 -	35.408	41.252	1:16.660 (3)	93.17	0.626	16:00:54.051
7 -	35.461	41.026	1:16.487 (2)	93.38	0.453	16:02:10.538

P7 76 R Hayden PLATTON			Kawasaki - NR Racing			
IDEAL LAP TIME : 1:17.990		BEST LAP TIME : 1:18.115		DIFFERENCE : 0.125		
LAP	SECTOR 1	SECTOR 2	LAP TIME	MPH	DIFF	TIME OF DAY

1 -		42.301	1:24.856	84.17	6.741	15:54:18.327
2 -	37.155	42.451	1:19.606	89.72	1.491	15:55:37.933
3 -	36.584	42.128	1:18.712	90.74	0.597	15:56:56.645
4 -	36.682	42.297	1:18.979	90.43	0.864	15:58:15.624
5 -	36.578	41.962	1:18.540 (3)	90.94	0.425	15:59:34.164
6 -	36.463	41.652	1:18.115 (1)	91.43		16:00:53.279
7 -	36.803	41.527	1:18.330 (2)	91.18	0.215	16:02:10.609

P8 55 C Paul GARNER			Yamaha - Area 51 Racing			
IDEAL LAP TIME : 1:17.907		BEST LAP TIME : 1:17.946		DIFFERENCE : 0.039		
LAP	SECTOR 1	SECTOR 2	LAP TIME	MPH	DIFF	TIME OF DAY

1 -		43.184	1:27.238	81.87	9.292	15:54:20.709
2 -	36.310	42.438	1:18.748	90.70	0.802	15:55:39.457
3 -	36.395	42.248	1:18.643	90.82	0.697	15:56:58.100
4 -	36.408	42.378	1:18.786	90.65	0.840	15:58:16.886
5 -	36.191	42.036	1:18.227 (2)	91.30	0.281	15:59:35.113
6 -	36.230	41.716	1:17.946 (1)	91.63		16:00:53.059
7 -	36.561	41.850	1:18.411 (3)	91.09	0.465	16:02:11.470

P9 40 David SHELVEY			Suzuki -			
IDEAL LAP TIME : 1:18.117		BEST LAP TIME : 1:18.328		DIFFERENCE : 0.211		
LAP	SECTOR 1	SECTOR 2	LAP TIME	MPH	DIFF	TIME OF DAY

1 -		43.183	1:25.900	83.14	7.572	15:54:19.371
2 -	36.394	42.547	1:18.941	90.47	0.613	15:55:38.312
3 -	36.827	42.250	1:19.077	90.32	0.749	15:56:57.389
4 -	36.449	42.457	1:18.906 (3)	90.51	0.578	15:58:16.295
5 -	36.352	42.023	1:18.375 (2)	91.13	0.047	15:59:34.670
6 -	36.563	41.765	1:18.328 (1)	91.18		16:00:52.998
7 -	38.651	42.810	1:21.461	87.68	3.133	16:02:14.459

P10 99 R Lloyd COLLINS			Honda - Warren Drives			
IDEAL LAP TIME : 1:18.497		BEST LAP TIME : 1:18.681		DIFFERENCE : 0.184		
LAP	SECTOR 1	SECTOR 2	LAP TIME	MPH	DIFF	TIME OF DAY

1 -		43.240	1:27.323	81.79	8.642	15:54:20.794
2 -	36.762	42.594	1:19.356	90.00	0.675	15:55:40.150
3 -	36.616	42.253	1:18.869 (2)	90.56	0.188	15:56:59.019
4 -	36.280	42.401	1:18.681 (1)	90.77		15:58:17.700
5 -	36.514	42.654	1:19.168 (3)	90.22	0.487	15:59:36.868
6 -	36.337	42.999	1:19.336	90.02	0.655	16:00:56.204
7 -	36.980	42.217	1:19.197	90.18	0.516	16:02:15.401

P11 56 C Michael MILLS			Yamaha - Area 51 Racing			
IDEAL LAP TIME : 1:18.834		BEST LAP TIME : 1:18.834		DIFFERENCE : 0.000		
LAP	SECTOR 1	SECTOR 2	LAP TIME	MPH	DIFF	TIME OF DAY

1 -		43.662	1:27.992	81.17	9.158	15:54:21.463
2 -	36.872	43.226	1:20.098	89.17	1.264	15:55:41.561
3 -	36.443	42.704	1:19.147 (2)	90.24	0.313	15:57:00.708
4 -	36.737	42.540	1:19.277	90.09	0.443	15:58:19.985

Weather / Track : Cloudy / Dry

Snetterton 200

Circuit Length = 1.9840 miles

Start: 15:52 Flag 16:01 End: 16:03

BMCRC - MRO Championships 2015 - Rnd 10 @ Snetterton 200

Team Respro MRO 600 inc Clubman 600 & BMCRC Rookie 600

RACE 12 - SECTOR ANALYSIS

SECTOR 1 = FL to I1, SECTOR 2 = I1 to FL, DIFF = Difference To Personal Best Lap

5 -	36.580	42.685	1:19.265 (3)	90.10	0.431	15:59:39.250
6 -	36.397	42.437	1:18.834 (1)	90.60		16:00:58.084
7 -	36.692	42.715	1:19.407	89.94	0.573	16:02:17.491

P12 164 R	Barry CHAMBERLAIN		Suzuki - Goldline Maintenance Services			
IDEAL LAP TIME : 1:18.849		BEST LAP TIME : 1:19.060		DIFFERENCE : 0.211		
LAP	SECTOR 1	SECTOR 2	LAP TIME	MPH	DIFF	TIME OF DAY
1 -		43.392	1:27.092	82.01	8.032	15:54:20.563
2 -	37.779	42.599	1:20.378	88.86	1.318	15:55:40.941
3 -	36.960	42.100	1:19.060 (1)	90.34		15:57:00.001
4 -	37.200	42.029	1:19.229	90.15	0.169	15:58:19.230
5 -	36.879	42.226	1:19.105 (2)	90.29	0.045	15:59:38.335
6 -	36.820	42.308	1:19.128 (3)	90.26	0.068	16:00:57.463
7 -	37.499	43.166	1:20.665	88.54	1.605	16:02:18.128

P13 11 R	Josh HARVEY		Yamaha - NR Racing			
IDEAL LAP TIME : 1:19.074		BEST LAP TIME : 1:19.298		DIFFERENCE : 0.224		
LAP	SECTOR 1	SECTOR 2	LAP TIME	MPH	DIFF	TIME OF DAY
1 -		43.468	1:28.148	81.02	8.850	15:54:21.619
2 -	37.484	42.654	1:20.138	89.12	0.840	15:55:41.757
3 -	37.367	42.180	1:19.547	89.79	0.249	15:57:01.304
4 -	36.894	42.404	1:19.298 (1)	90.07		15:58:20.602
5 -	37.167	42.311	1:19.478 (2)	89.86	0.180	15:59:40.080
6 -	37.093	42.398	1:19.491 (3)	89.85	0.193	16:00:59.571
7 -	37.308	42.271	1:19.579	89.75	0.281	16:02:19.150

P14 363 R	Aaron WRIGHT		Triumph - Aquablatsu UK			
IDEAL LAP TIME : 1:20.401		BEST LAP TIME : 1:20.550		DIFFERENCE : 0.149		
LAP	SECTOR 1	SECTOR 2	LAP TIME	MPH	DIFF	TIME OF DAY
1 -		44.682	1:30.595	78.84	10.045	15:54:24.066
2 -	37.564	44.135	1:21.699	87.42	1.149	15:55:45.765
3 -	37.562	43.416	1:20.978	88.20	0.428	15:57:06.743
4 -	37.293	43.677	1:20.970 (3)	88.21	0.420	15:58:27.713
5 -	37.304	43.246	1:20.550 (1)	88.67		15:59:48.263
6 -	37.155	43.787	1:20.942 (2)	88.24	0.392	16:01:09.205
7 -	37.599	43.838	1:21.437	87.70	0.887	16:02:30.642

P15 95	Simon MEADOWS		Triumph - myself			
IDEAL LAP TIME : 1:22.100		BEST LAP TIME : 1:22.204		DIFFERENCE : 0.104		
LAP	SECTOR 1	SECTOR 2	LAP TIME	MPH	DIFF	TIME OF DAY
1 -		45.157	1:31.480	78.07	9.276	15:54:24.951
2 -	37.972	45.405	1:23.377	85.66	1.173	15:55:48.328
3 -	38.432	44.707	1:23.139	85.91	0.935	15:57:11.467
4 -	38.509	44.474	1:22.983 (3)	86.07	0.779	15:58:34.450
5 -	38.689	44.329	1:23.018	86.03	0.814	15:59:57.468
6 -	38.395	44.148	1:22.543 (2)	86.53	0.339	16:01:20.011
7 -	38.076	44.128	1:22.204 (1)	86.88		16:02:42.215

P16 83 R	Peter CUNNINGHAM		Triumph -			
IDEAL LAP TIME : 1:22.797		BEST LAP TIME : 1:22.877		DIFFERENCE : 0.080		
LAP	SECTOR 1	SECTOR 2	LAP TIME	MPH	DIFF	TIME OF DAY
1 -		45.220	1:31.898	77.72	9.021	15:54:25.369
2 -	38.600	44.854	1:23.454	85.58	0.577	15:55:48.823
3 -	38.798	44.748	1:23.546	85.49	0.669	15:57:12.369
4 -	38.770	44.429	1:23.199 (3)	85.84	0.322	15:58:35.568
5 -	38.498	44.379	1:22.877 (1)	86.18		15:59:58.445
6 -	38.754	45.156	1:23.910	85.12	1.033	16:01:22.355
7 -	38.418	44.662	1:23.080 (2)	85.97	0.203	16:02:45.435

Weather / Track : Cloudy / Dry

Snetterton 200

Circuit Length = 1.9840 miles

Start: 15:52 Flag 16:01 End: 16:03

BMCRC - MRO Championships 2015 - Rnd 10 @ Snetterton 200

Team Respro MRO 600 inc Clubman 600 & BMCRC Rookie 600

RACE 12 - SECTOR ANALYSIS

SECTOR 1 = FL to I1, SECTOR 2 = I1 to FL, DIFF = Difference To Personal Best Lap

P17 30 R		Duncan GROVE		Yamaha -		
IDEAL LAP TIME : 1:22.441		BEST LAP TIME : 1:23.025		DIFFERENCE : 0.584		
LAP	SECTOR 1	SECTOR 2	LAP TIME	MPH	DIFF	TIME OF DAY
1 -		46.432	1:34.521	75.56	11.496	15:54:27.992
2 -	39.119	45.934	1:25.053	83.97	2.028	15:55:53.045
3 -	38.385	45.342	1:23.727 (3)	85.30	0.702	15:57:16.772
4 -	38.886	45.574	1:24.460	84.56	1.435	15:58:41.232
5 -	38.969	44.056	1:23.025 (1)	86.02		16:00:04.257
6 -	39.072	44.430	1:23.502 (2)	85.53	0.477	16:01:27.759
7 -	38.494	45.536	1:24.030	84.99	1.005	16:02:51.789

P18 317 R		Jack WARD		Yamaha - Team Ward Racing		
IDEAL LAP TIME : 1:23.008		BEST LAP TIME : 1:23.008		DIFFERENCE : 0.000		
LAP	SECTOR 1	SECTOR 2	LAP TIME	MPH	DIFF	TIME OF DAY
1 -		46.281	1:34.206	75.81	11.198	15:54:27.677
2 -	38.951	45.710	1:24.661	84.36	1.653	15:55:52.338
3 -	38.555	45.992	1:24.547	84.48	1.539	15:57:16.885
4 -	38.584	45.611	1:24.195 (3)	84.83	1.187	15:58:41.080
5 -	38.369	44.639	1:23.008 (1)	86.04		16:00:04.088
6 -	38.648	44.828	1:23.476 (2)	85.56	0.468	16:01:27.564
7 -	38.533	45.798	1:24.331	84.69	1.323	16:02:51.895

P19 122 R		Paul WILSON		Yamaha -		
IDEAL LAP TIME : 1:23.297		BEST LAP TIME : 1:23.297		DIFFERENCE : 0.000		
LAP	SECTOR 1	SECTOR 2	LAP TIME	MPH	DIFF	TIME OF DAY
1 -		45.526	1:32.312	77.37	9.015	15:54:25.783
2 -	38.989	45.520	1:24.509	84.51	1.212	15:55:50.292
3 -	39.169	44.987	1:24.156 (2)	84.87	0.859	15:57:14.448
4 -	39.102	45.157	1:24.259 (3)	84.76	0.962	15:58:38.707
5 -	39.070	45.696	1:24.766	84.26	1.469	16:00:03.473
6 -	38.515	44.782	1:23.297 (1)	85.74		16:01:26.770
7 -	39.541	45.798	1:25.339	83.69	2.042	16:02:52.109

P20 51 R		Andrew DURANT		Honda -		
IDEAL LAP TIME : 1:22.508		BEST LAP TIME : 1:22.796		DIFFERENCE : 0.288		
LAP	SECTOR 1	SECTOR 2	LAP TIME	MPH	DIFF	TIME OF DAY
1 -		46.523	1:35.010	75.17	12.214	15:54:28.481
2 -	39.341	46.126	1:25.467	83.57	2.671	15:55:53.948
3 -	38.552	44.738	1:23.290 (2)	85.75	0.494	15:57:17.238
4 -	39.100	44.705	1:23.805	85.22	1.009	15:58:41.043
5 -	39.313	44.305	1:23.618 (3)	85.41	0.822	16:00:04.661
6 -	39.055	45.660	1:24.715	84.31	1.919	16:01:29.376
7 -	38.203	44.593	1:22.796 (1)	86.26		16:02:52.172

P21 174		Talan SKEELS-PIGGINS		Suzuki - McMillan Williams		
IDEAL LAP TIME :		BEST LAP TIME : 1:22.122		DIFFERENCE :		
LAP	SECTOR 1	SECTOR 2	LAP TIME	MPH	DIFF	TIME OF DAY
1 -			1:34.929	75.24	12.807	15:54:28.400
2 -			1:27.881	81.27	5.759	15:55:56.281
3 -			1:23.454	85.58	1.332	15:57:19.735
4 -			1:22.122 (1)	86.97		15:58:41.857
5 -			1:23.115 (2)	85.93	0.993	16:00:04.972
6 -			1:23.446 (3)	85.59	1.324	16:01:28.418
7 -			1:23.782	85.25	1.660	16:02:52.200

P22 49 C		Ross McLURG		Kawasaki - EDI Building		
IDEAL LAP TIME : 1:18.439		BEST LAP TIME : 1:18.741		DIFFERENCE : 0.302		
LAP	SECTOR 1	SECTOR 2	LAP TIME	MPH	DIFF	TIME OF DAY

Weather / Track : Cloudy / Dry

Snetterton 200
Circuit Length = 1.9840 miles
Start: 15:52 Flag 16:01 End: 16:03

BMCRC - MRO Championships 2015 - Rnd 10 @ Snetterton 200

Team Respro MRO 600 inc Clubman 600 & BMCRC Rookie 600

RACE 12 - SECTOR ANALYSIS

SECTOR 1 = FL to I1, SECTOR 2 = I1 to FL, DIFF = Difference To Personal Best Lap

1 -		43.437	1:26.468	82.60	7.727	15:54:19.939
2 -	36.399	42.816	1:19.215	90.16	0.474	15:55:39.154
3 -	36.334	42.407	1:18.741 (1)	90.70		15:56:57.895
4 -	36.234	42.905	1:19.139 (2)	90.25	0.398	15:58:17.034
5 -	36.732	42.629	1:19.361	90.00	0.620	15:59:36.395
6 -	36.032	43.181	1:19.213 (3)	90.16	0.472	16:00:55.608

P23 118 R Nathan DONEY

Yamaha -

IDEAL LAP TIME : 1:20.639

BEST LAP TIME : 1:20.788

DIFFERENCE : 0.149

LAP	SECTOR 1	SECTOR 2	LAP TIME	MPH	DIFF	TIME OF DAY
1 -		43.846	1:29.338	79.94	8.550	15:54:22.809
2 -	37.297	43.491	1:20.788 (1)	88.41		15:55:43.597
3 -	37.448	43.519	1:20.967 (2)	88.21	0.179	15:57:04.564
4 -	37.414	43.589	1:21.003 (3)	88.17	0.215	15:58:25.567
5 -	37.813	43.342	1:21.155	88.01	0.367	15:59:46.722
6 -	37.697	44.558	1:22.255	86.83	1.467	16:01:08.977

Weather / Track : Cloudy / Dry

Results can be found at www.tsl-timing.com

Page 5 of 5

Snetterton 200
Circuit Length = 1.9840 miles
Start: 15:52 Flag 16:01 End: 16:03

Printed - 16:04 Sunday, 25 October 2015

BMCRC - MRO Championships 2015 - Rnd 10 @ Snetterton 200

Team Respro MRO 600 inc Clubman 600 & BMCRC Rookie 600

RACE 12 - BEST SECTORS

SECTOR 1			SECTOR 2			IDEAL / BEST COMPARISON						
POS	NO	NAME	TIME	NO	NAME	TIME	POS	NO	NAME	IDEAL	BEST	DIFF
									PERFECT LAP	1:15.064		
1	74	MORPHETT	35.200	74	MORPHETT	39.864	1	74	MORPHETT	1:15.064	1:15.136	0.072
2	8	NEWSTEAD	35.353	8	NEWSTEAD	40.050	2	8	NEWSTEAD	1:15.403	1:15.502	0.099
3	173	DRAPER	35.408	173	DRAPER	40.526	3	173	DRAPER	1:15.934	1:16.034	0.100
4	6	PETTIT	35.415	6	PETTIT	40.531	4	6	PETTIT	1:15.946	1:15.946	0.000
5	37	PARISH	35.586	37	PARISH	41.413	5	37	PARISH	1:16.999	1:17.027	0.028
6	39	SMITH	35.938	76	PLATTON	41.527	6	39	SMITH	1:17.605	1:17.614	0.009
7	49	McLURG	36.032	39	SMITH	41.667	7	55	GARNER	1:17.907	1:17.946	0.039
8	55	GARNER	36.191	55	GARNER	41.716	8	76	PLATTON	1:17.990	1:18.115	0.125
9	99	COLLINS	36.280	40	SHELVEY	41.765	9	40	SHELVEY	1:18.117	1:18.328	0.211
10	40	SHELVEY	36.352	164	CHAMBERLAIN	42.029	10	49	McLURG	1:18.439	1:18.741	0.302
11	56	MILLS	36.397	11	HARVEY	42.180	11	99	COLLINS	1:18.497	1:18.681	0.184
12	76	PLATTON	36.463	99	COLLINS	42.217	12	56	MILLS	1:18.834	1:18.834	0.000
13	164	CHAMBERLAIN	36.820	49	McLURG	42.407	13	164	CHAMBERLAIN	1:18.849	1:19.060	0.211
14	11	HARVEY	36.894	56	MILLS	42.437	14	11	HARVEY	1:19.074	1:19.298	0.224
15	363	WRIGHT	37.155	363	WRIGHT	43.246	15	363	WRIGHT	1:20.401	1:20.550	0.149
16	118	DONEY	37.297	118	DONEY	43.342	16	118	DONEY	1:20.639	1:20.788	0.149
17	95	MEADOWS	37.972	30	GROVE	44.056	17	95	MEADOWS	1:22.100	1:22.204	0.104
18	51	DURANT	38.203	95	MEADOWS	44.128	18	30	GROVE	1:22.441	1:23.025	0.584
19	317	WARD	38.369	51	DURANT	44.305	19	51	DURANT	1:22.508	1:22.796	0.288
20	30	GROVE	38.385	83	CUNNINGHAM	44.379	20	83	CUNNINGHAM	1:22.797	1:22.877	0.080
21	83	CUNNINGHAM	38.418	317	WARD	44.639	21	317	WARD	1:23.008	1:23.008	0.000
22	122	WILSON	38.515	122	WILSON	44.782	22	122	WILSON	1:23.297	1:23.297	0.000
23							23	174	SKEELS-PIGGINS		1:22.122	

Weather / Track : Cloudy / Dry

Results can be found at www.tsl-timing.com

Snetterton 200

Circuit Length = 1.9840 miles

Start: 15:52 Flag 16:01 End: 16:03

Printed - 16:04 Sunday, 25 October 2015



HOYL INSURANCE

MRO Minitwins

Snetterton 200

24th & 25th October 2015



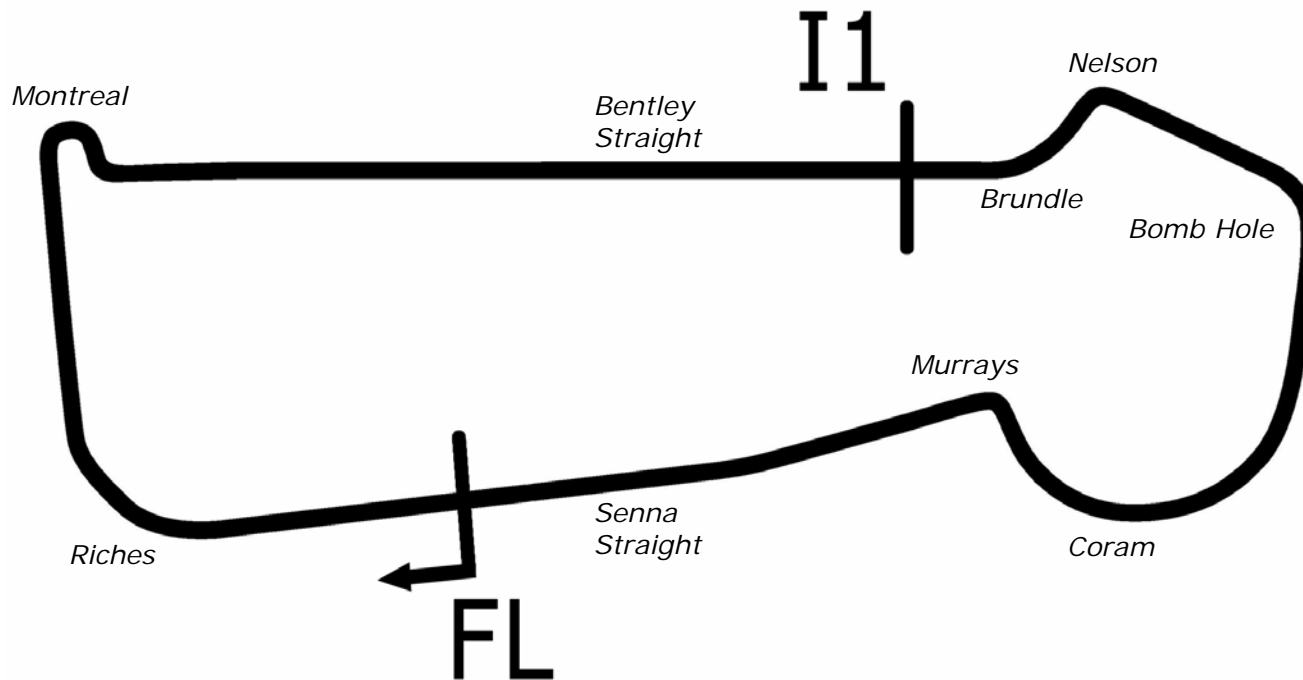
SPORTS TIMING

TIMING SOLUTIONS LTD

Results Provided by Timing Solutions Ltd

www.tsl-timing.com

Snetterton 200



Length	1.9840 miles	3193.0 m	
FL		52.46340 N	0.94476 E
I1	1612m	52.46617 N	0.94964 E
Pit Entry	2987m	52.46364 N	0.94774 E
Pit Exit	40m after FL	52.46338 N	0.94420 E
Pit Entry–Pit Exit 246m, 14.7s @60kph, 11.0s @80kph			

All results available at www.tsl-timing.com

BMCRC - MRO Championships 2015 - Rnd 10 @ Snetterton 200

MRO Minitwins

QUALIFYING - CLASSIFICATION



POS	NO	NAME	ENTRY	TIME	ON	LAPS	GAP	DIFF	MPH
1	40	Paul WILBY	Suzuki - Nutsmoto	1:19.474	5	11			89.87
2	7	Richard HICKLING	Suzuki - Lids by wood	1:19.625	4	8	0.151	0.151	89.70
3	777	Mason WILLIAMS	Suzuki - Steve Jordan Motorcycles	1:19.737	5	8	0.263	0.112	89.57
4	58	Steve COSTIN	Suzuki - AUTO REVIVE, SAKURA, LKY7SPORTS	1:20.585	9	9	1.111	0.848	88.63
5	35	Tyler WALSH	Suzuki - GBR Powerlines	1:20.792	3	8	1.318	0.207	88.40
6	124	Kurtis BUTLER	Suzuki - PGVM / 3vk	1:21.081	9	11	1.607	0.289	88.09
7	111	Ryan FOLKES	Suzuki -	1:21.259	7	10	1.785	0.178	87.89
8	98	Steven TOPPING	Suzuki - HDS / Nutsmoto	1:21.318	8	10	1.844	0.059	87.83
9	22	Jake POVAH	Suzuki - www.78plate.com	1:21.864	6	10	2.390	0.546	87.24
10	5	Barry MANTELL	Suzuki - streets installations	1:22.443	11	11	2.969	0.579	86.63
11	131	Emma SELWAY	Suzuki -	1:22.737	8	10	3.263	0.294	86.32
12	81	Malvern MAY	Suzuki -	1:23.444	9	10	3.970	0.707	85.59
13	37	Stephen WILSON	Suzuki -	1:23.683	7	10	4.209	0.239	85.35
14	169	Robert MILES	Suzuki - The Bike Shop Long Eaton	1:24.059	10	10	4.585	0.376	84.97
15	143	Harrison DAY	Suzuki -	1:26.398	10	10	6.924	2.339	82.67

Weather / Track : Cloudy / Dry

These results are provisional until the conclusion of any judicial and technical matters.

Snetterton 200

Circuit Length = 1.9840 miles

Start: 10:15 Flag 10:30 End: 10:31

Clerk Of Course :

Timekeeper :

Results can be found at www.tsl-timing.com

Printed - 10:32 Saturday, 24 October 2015



BMCRC - MRO Championships 2015 - Rnd 10 @ Snetterton 200

MRO Minitwins

QUALIFYING - SECTOR ANALYSIS

SECTOR 1 = FL to I1, SECTOR 2 = I1 to FL, DIFF = Difference To Personal Best Lap

P1 40 Paul WILBY		Suzuki - Nutsmoto				
IDEAL LAP TIME : 1:19.453		BEST LAP TIME : 1:19.474				
		DIFFERENCE : 0.021				
LAP	SECTOR 1	SECTOR 2	LAP TIME	MPH	DIFF	TIME OF DAY
1 -	40.740	44.217	1:24.957	84.07	5.483	10:16:56.250
2 -	38.732	42.713	1:21.445	87.69	1.971	10:18:17.695
3 -	38.661	42.539	1:21.200	87.96	1.726	10:19:38.895
4 -	38.086	42.064	1:20.150	89.11	0.676	10:20:59.045
5 -	37.659	41.815	1:19.474 (1)	89.87		10:22:18.519
6 -	38.040	41.928	1:19.968 (3)	89.31	0.494	10:23:38.487
7 -	38.517	42.295	1:20.812	88.38	1.338	10:24:59.299
8 -	37.909	41.794	1:19.703 (2)	89.61	0.229	10:26:19.002
9 -	38.367	42.785	1:21.152	88.01	1.678	10:27:40.154
10 -	39.042	42.914	1:21.956	87.15	2.482	10:29:02.110
11 -	38.838	42.478	1:21.316	87.83	1.842	10:30:23.426

P2 7 Richard HICKLING		Suzuki - Lids by wood				
IDEAL LAP TIME : 1:19.379		BEST LAP TIME : 1:19.625				
		DIFFERENCE : 0.246				
LAP	SECTOR 1	SECTOR 2	LAP TIME	MPH	DIFF	TIME OF DAY
1 -	40.943	44.629	1:25.572	83.46	5.947	10:16:57.423
2 -	38.809	43.123	1:21.932	87.17	2.307	10:18:19.355
3 -	37.878	42.432	1:20.310	88.93	0.685	10:19:39.665
4 -	37.493	42.132	1:19.625 (1)	89.70		10:20:59.290
5 -	37.451	42.312	1:19.763 (2)	89.54	0.138	10:22:19.053
6 -	37.661	42.356	1:20.017	89.26	0.392	10:23:39.070
7 -	37.900	41.935	1:19.835 (3)	89.46	0.210	10:24:58.905
8 -	37.444	42.480	1:19.924	89.36	0.299	10:26:18.829

P3 777 Mason WILLIAMS		Suzuki - Steve Jordan Motorcycles				
IDEAL LAP TIME : 1:19.258		BEST LAP TIME : 1:19.737				
		DIFFERENCE : 0.479				
LAP	SECTOR 1	SECTOR 2	LAP TIME	MPH	DIFF	TIME OF DAY
1 -	40.811	44.269	1:25.080	83.95	5.343	10:16:55.879
2 -	38.718	43.368	1:22.086	87.01	2.349	10:18:17.965
3 -	38.381	42.465	1:20.846	88.34	1.109	10:19:38.811
4 -	38.088	41.821	1:19.909 (2)	89.38	0.172	10:20:58.720
5 -	37.918	41.819	1:19.737 (1)	89.57		10:22:18.457
6 -	38.218	41.873	1:20.091	89.18	0.354	10:23:38.548
7 -	39.392	41.529	1:20.921	88.26	1.184	10:24:59.469
8 -	37.729	42.333	1:20.062 (3)	89.21	0.325	10:26:19.531

P4 58 Steve COSTIN		Suzuki - AUTO REVIVE,SAKURA,LKY7SPORTS				
IDEAL LAP TIME : 1:20.545		BEST LAP TIME : 1:20.585				
		DIFFERENCE : 0.040				
LAP	SECTOR 1	SECTOR 2	LAP TIME	MPH	DIFF	TIME OF DAY
1 -	40.794	44.212	1:25.006	84.02	4.421	10:16:58.304
2 -	38.568	43.499	1:22.067	87.03	1.482	10:18:20.371
3 -	38.154	42.910	1:21.064	88.10	0.479	10:19:41.435
4 -	38.361	43.288	1:21.649	87.47	1.064	10:21:03.084
5 -	37.993	42.993	1:20.986 (3)	88.19	0.401	10:22:24.070
6 -	38.393	42.860	1:21.253	87.90	0.668	10:23:45.323
7 -	38.310	42.610	1:20.920 (2)	88.26	0.335	10:25:06.243
8 -	38.688	43.208	1:21.896	87.21	1.311	10:26:28.139
9 -	38.033	42.552	1:20.585 (1)	88.63		10:27:48.724

P5 35 Tyler WALSH		Suzuki - GBR Powerlines				
IDEAL LAP TIME : 1:20.547		BEST LAP TIME : 1:20.792				
		DIFFERENCE : 0.245				
LAP	SECTOR 1	SECTOR 2	LAP TIME	MPH	DIFF	TIME OF DAY
1 -	40.714	44.268	1:24.982	84.04	4.190	10:16:57.921
2 -	38.920	43.304	1:22.224	86.86	1.432	10:18:20.145
3 -	38.345	42.447	1:20.792 (1)	88.40		10:19:40.937
4 -	38.100	42.837	1:20.937 (2)	88.24	0.145	10:21:01.874

Weather / Track : Cloudy / Dry

Snetterton 200

Circuit Length = 1.9840 miles

Start: 10:15 Flag 10:30 End: 10:31

BMCRC - MRO Championships 2015 - Rnd 10 @ Snetterton 200

MRO Minitwins

QUALIFYING - SECTOR ANALYSIS

SECTOR 1 = FL to I1, SECTOR 2 = I1 to FL, DIFF = Difference To Personal Best Lap

5 -	39.249	46.984	1:26.233	82.82	5.441	10:22:28.107
6 -	40.430	IN PIT	2:13.883	P 53.34	53.091	10:24:41.990
7 -	OUTLAP	44.311	1:26.643	82.43	5.851	10:26:08.633
8 -	38.648	43.031	1:21.679	(3) 87.44	0.887	10:27:30.312

P6 124		Kurtis BUTLER		Suzuki - PGVM / 3vk		
IDEAL LAP TIME : 1:20.718		BEST LAP TIME : 1:21.081		DIFFERENCE : 0.363		
LAP	SECTOR 1	SECTOR 2	LAP TIME	MPH	DIFF	TIME OF DAY
1 -	42.223	48.050	1:30.273	79.12	9.192	10:17:03.926
2 -	40.166	44.216	1:24.382	84.64	3.301	10:18:28.308
3 -	38.914	45.048	1:23.962	85.06	2.881	10:19:52.270
4 -	39.366	43.920	1:23.286	85.75	2.205	10:21:15.556
5 -	39.230	43.459	1:22.689	86.37	1.608	10:22:38.245
6 -	38.649	43.282	1:21.931	87.17	0.850	10:24:00.176
7 -	38.486	43.112	1:21.598	87.53	0.517	10:25:21.774
8 -	38.565	42.874	1:21.439	(3) 87.70	0.358	10:26:43.213
9 -	37.898	43.183	1:21.081 (1)	88.09		10:28:04.294
10 -	38.443	42.820	1:21.263	(2) 87.89	0.182	10:29:25.557
11 -	38.229	43.765	1:21.994	87.11	0.913	10:30:47.551

P7 111		Ryan FOLKES		Suzuki -		
IDEAL LAP TIME : 1:21.061		BEST LAP TIME : 1:21.259		DIFFERENCE : 0.198		
LAP	SECTOR 1	SECTOR 2	LAP TIME	MPH	DIFF	TIME OF DAY
1 -	45.843	49.809	1:35.652	74.67	14.393	10:17:26.764
2 -	42.318	46.977	1:29.295	79.98	8.036	10:18:56.059
3 -	38.698	43.204	1:21.902	(3) 87.20	0.643	10:20:17.961
4 -	38.717	42.766	1:21.483	(2) 87.65	0.224	10:21:39.444
5 -	39.125	45.056	1:24.181	84.84	2.922	10:23:03.625
6 -	39.638	44.673	1:24.311	84.71	3.052	10:24:27.936
7 -	38.295	42.964	1:21.259 (1)	87.89		10:25:49.195
8 -	40.267	45.069	1:25.336	83.69	4.077	10:27:14.531
9 -	38.479	45.008	1:23.487	85.55	2.228	10:28:38.018
10 -	38.771	45.974	1:24.745	84.28	3.486	10:30:02.763

P8 98		Steven TOPPING		Suzuki - HDS / Nutsmoto		
IDEAL LAP TIME : 1:21.119		BEST LAP TIME : 1:21.318		DIFFERENCE : 0.199		
LAP	SECTOR 1	SECTOR 2	LAP TIME	MPH	DIFF	TIME OF DAY
1 -	40.883	43.519	1:24.402	84.62	3.084	10:16:56.692
2 -	38.779	42.580	1:21.359	(2) 87.79	0.041	10:18:18.051
3 -	39.433	43.522	1:22.955	86.10	1.637	10:19:41.006
4 -	38.937	43.022	1:21.959	87.14	0.641	10:21:02.965
5 -	38.894	43.037	1:21.931	87.17	0.613	10:22:24.896
6 -	38.608	42.884	1:21.492	87.64	0.174	10:23:46.388
7 -	38.749	42.672	1:21.421	(3) 87.72	0.103	10:25:07.809
8 -	38.807	42.511	1:21.318 (1)	87.83		10:26:29.127
9 -	38.867	42.941	1:21.808	87.30	0.490	10:27:50.935
10 -	39.179	42.717	1:21.896	87.21	0.578	10:29:12.831

P9 22		Jake POVAH		Suzuki - www.78plate.com		
IDEAL LAP TIME : 1:21.685		BEST LAP TIME : 1:21.864		DIFFERENCE : 0.179		
LAP	SECTOR 1	SECTOR 2	LAP TIME	MPH	DIFF	TIME OF DAY
1 -	40.930	45.053	1:25.983	83.06	4.119	10:16:57.125
2 -	39.235	43.573	1:22.808	86.25	0.944	10:18:19.933
3 -	38.837	43.684	1:22.521	86.55	0.657	10:19:42.454
4 -	39.095	43.463	1:22.558	86.51	0.694	10:21:05.012
5 -	39.272	43.394	1:22.666	86.40	0.802	10:22:27.678
6 -	38.715	43.149	1:21.864 (1)	87.24		10:23:49.542
7 -	39.083	43.478	1:22.561	86.51	0.697	10:25:12.103
8 -	39.124	42.970	1:22.094	(3) 87.00	0.230	10:26:34.197
9 -	39.215	43.460	1:22.675	86.39	0.811	10:27:56.872

Weather / Track : Cloudy / Dry

Snetterton 200
Circuit Length = 1.9840 miles
Start: 10:15 Flag 10:30 End: 10:31

BMCRC - MRO Championships 2015 - Rnd 10 @ Snetterton 200

MRO Minitwins

QUALIFYING - SECTOR ANALYSIS

SECTOR 1 = FL to I1, SECTOR 2 = I1 to FL, DIFF = Difference To Personal Best Lap

10 - 38.981 43.024 1:22.005 (2) 87.09 0.141 10:29:18.877

P10 5 Barry MANTELL		Suzuki - streets installations				
IDEAL LAP TIME : 1:22.153		BEST LAP TIME : 1:22.443		DIFFERENCE : 0.290		
LAP	SECTOR 1	SECTOR 2	LAP TIME	MPH	DIFF	TIME OF DAY
1 -	44.983	48.007	1:32.990	76.80	10.547	10:17:12.427
2 -	40.128	44.596	1:24.724	84.30	2.281	10:18:37.151
3 -	39.501	44.444	1:23.945	85.08	1.502	10:20:01.096
4 -	38.991	43.582	1:22.573 (2)	86.49	0.130	10:21:23.669
5 -	39.307	44.588	1:23.895	85.13	1.452	10:22:47.564
6 -	39.210	43.742	1:22.952	86.10	0.509	10:24:10.516
7 -	39.728	44.458	1:24.186	84.84	1.743	10:25:34.702
8 -	39.301	43.307	1:22.608 (3)	86.46	0.165	10:26:57.310
9 -	40.134	43.338	1:23.472	85.56	1.029	10:28:20.782
10 -	39.664	43.162	1:22.826	86.23	0.383	10:29:43.608
11 -	39.136	43.307	1:22.443 (1)	86.63		10:31:06.051

P11 131 Emma SELWAY		Suzuki -				
IDEAL LAP TIME : 1:22.737		BEST LAP TIME : 1:22.737		DIFFERENCE : 0.000		
LAP	SECTOR 1	SECTOR 2	LAP TIME	MPH	DIFF	TIME OF DAY
1 -	42.553	46.144	1:28.697	80.52	5.960	10:17:06.884
2 -	40.072	45.977	1:26.049	83.00	3.312	10:18:32.933
3 -	40.099	45.193	1:25.292	83.74	2.555	10:19:58.225
4 -	39.534	44.852	1:24.386	84.64	1.649	10:21:22.611
5 -	39.698	44.469	1:24.167	84.86	1.430	10:22:46.778
6 -	39.468	44.069	1:23.537 (2)	85.50	0.800	10:24:10.315
7 -	39.726	44.196	1:23.922 (3)	85.10	1.185	10:25:34.237
8 -	39.160	43.577	1:22.737 (1)	86.32		10:26:56.974
9 -	40.618	IN PIT	2:24.147 P	49.55	1:01.410	10:29:21.121
10 -	OUTLAP	46.802	1:33.028	76.77	10.291	10:30:54.149

P12 81 Malvern MAY		Suzuki -				
IDEAL LAP TIME : 1:23.444		BEST LAP TIME : 1:23.444		DIFFERENCE : 0.000		
LAP	SECTOR 1	SECTOR 2	LAP TIME	MPH	DIFF	TIME OF DAY
1 -	43.194	47.262	1:30.456	78.96	7.012	10:17:06.952
2 -	41.421	45.451	1:26.872	82.21	3.428	10:18:33.824
3 -	40.770	45.546	1:26.316	82.74	2.872	10:20:00.140
4 -	40.187	44.281	1:24.468 (3)	84.55	1.024	10:21:24.608
5 -	40.282	44.291	1:24.573	84.45	1.129	10:22:49.181
6 -	40.271	44.426	1:24.697	84.33	1.253	10:24:13.878
7 -	40.528	44.648	1:25.176	83.85	1.732	10:25:39.054
8 -	40.268	44.633	1:24.901	84.12	1.457	10:27:03.955
9 -	39.483	43.961	1:23.444 (1)	85.59		10:28:27.399
10 -	40.209	44.051	1:24.260 (2)	84.76	0.816	10:29:51.659

P13 37 Stephen WILSON		Suzuki -				
IDEAL LAP TIME : 1:23.541		BEST LAP TIME : 1:23.683		DIFFERENCE : 0.142		
LAP	SECTOR 1	SECTOR 2	LAP TIME	MPH	DIFF	TIME OF DAY
1 -	42.503	47.950	1:30.453	78.96	6.770	10:17:06.272
2 -	40.419	45.978	1:26.397	82.67	2.714	10:18:32.669
3 -	39.996	45.486	1:25.482	83.55	1.799	10:19:58.151
4 -	40.313	45.120	1:25.433	83.60	1.750	10:21:23.584
5 -	39.389	44.656	1:24.045 (3)	84.98	0.362	10:22:47.629
6 -	39.962	44.440	1:24.402	84.62	0.719	10:24:12.031
7 -	39.101	44.582	1:23.683 (1)	85.35		10:25:35.714
8 -	39.235	44.613	1:23.848 (2)	85.18	0.165	10:26:59.562
9 -	39.210	45.917	1:25.127	83.90	1.444	10:28:24.689
10 -	39.538	44.701	1:24.239	84.78	0.556	10:29:48.928

Weather / Track : Cloudy / Dry

Snetterton 200

Circuit Length = 1.9840 miles

Start: 10:15 Flag 10:30 End: 10:31

BMCRC - MRO Championships 2015 - Rnd 10 @ Snetterton 200

MRO Minitwins

QUALIFYING - SECTOR ANALYSIS

SECTOR 1 = FL to I1, SECTOR 2 = I1 to FL, DIFF = Difference To Personal Best Lap

P14 169		Robert MILES		Suzuki - The Bike Shop Long Eaton			
IDEAL LAP TIME : 1:23.840		BEST LAP TIME : 1:24.059		DIFFERENCE : 0.219			
LAP	SECTOR 1	SECTOR 2	LAP TIME	MPH	DIFF	TIME OF DAY	
1 -	43.168	47.578	1:30.746	78.70	6.687	10:17:09.549	
2 -	40.649	45.308	1:25.957	83.09	1.898	10:18:35.506	
3 -	40.248	45.272	1:25.520	83.51	1.461	10:20:01.026	
4 -	40.081	45.221	1:25.302	83.73	1.243	10:21:26.328	
5 -	39.841	44.415	1:24.256 (2)	84.77	0.197	10:22:50.584	
6 -	39.732	44.561	1:24.293 (3)	84.73	0.234	10:24:14.877	
7 -	39.625	45.009	1:24.634	84.39	0.575	10:25:39.511	
8 -	39.948	45.008	1:24.956	84.07	0.897	10:27:04.467	
9 -	39.425	45.268	1:24.693	84.33	0.634	10:28:29.160	
10 -	39.581	44.478	1:24.059 (1)	84.97		10:29:53.219	

P15 143		Harrison DAY		Suzuki -			
IDEAL LAP TIME : 1:26.289		BEST LAP TIME : 1:26.398		DIFFERENCE : 0.109			
LAP	SECTOR 1	SECTOR 2	LAP TIME	MPH	DIFF	TIME OF DAY	
1 -	44.193	49.521	1:33.714	76.21	7.316	10:17:15.262	
2 -	41.410	47.126	1:28.536	80.67	2.138	10:18:43.798	
3 -	40.869	46.236	1:27.105 (3)	81.99	0.707	10:20:10.903	
4 -	41.013	46.735	1:27.748	81.39	1.350	10:21:38.651	
5 -	41.097	47.377	1:28.474	80.73	2.076	10:23:07.125	
6 -	40.937	46.656	1:27.593	81.54	1.195	10:24:34.718	
7 -	40.733	45.849	1:26.582 (2)	82.49	0.184	10:26:01.300	
8 -	40.832	46.288	1:27.120	81.98	0.722	10:27:28.420	
9 -	41.262	46.405	1:27.667	81.47	1.269	10:28:56.087	
10 -	40.440	45.958	1:26.398 (1)	82.67		10:30:22.485	

BMCRC - MRO Championships 2015 - Rnd 10 @ Snetterton 200

MRO Minitwins

QUALIFYING - BEST SECTORS

SECTOR 1			SECTOR 2			IDEAL / BEST COMPARISON						
POS	NO	NAME	TIME	NO	NAME	TIME	POS	NO	NAME	IDEAL	BEST	DIFF
									PERFECT LAP	1:18.973		
1	7	HICKLING	37.444	777	WILLIAMS	41.529	1	777	WILLIAMS	1:19.258	1:19.737	0.479
2	40	WILBY	37.659	40	WILBY	41.794	2	7	HICKLING	1:19.379	1:19.625	0.246
3	777	WILLIAMS	37.729	7	HICKLING	41.935	3	40	WILBY	1:19.453	1:19.474	0.021
4	124	BUTLER	37.898	35	WALSH	42.447	4	58	COSTIN	1:20.545	1:20.585	0.040
5	58	COSTIN	37.993	98	TOPPING	42.511	5	35	WALSH	1:20.547	1:20.792	0.245
6	35	WALSH	38.100	58	COSTIN	42.552	6	124	BUTLER	1:20.718	1:21.081	0.363
7	111	FOLKES	38.295	111	FOLKES	42.766	7	111	FOLKES	1:21.061	1:21.259	0.198
8	98	TOPPING	38.608	124	BUTLER	42.820	8	98	TOPPING	1:21.119	1:21.318	0.199
9	22	POVAH	38.715	22	POVAH	42.970	9	22	POVAH	1:21.685	1:21.864	0.179
10	5	MANTELL	38.991	5	MANTELL	43.162	10	5	MANTELL	1:22.153	1:22.443	0.290
11	37	WILSON	39.101	131	SELWAY	43.577	11	131	SELWAY	1:22.737	1:22.737	0.000
12	131	SELWAY	39.160	81	MAY	43.961	12	81	MAY	1:23.444	1:23.444	0.000
13	169	MILES	39.425	169	MILES	44.415	13	37	WILSON	1:23.541	1:23.683	0.142
14	81	MAY	39.483	37	WILSON	44.440	14	169	MILES	1:23.840	1:24.059	0.219
15	143	DAY	40.440	143	DAY	45.849	15	143	DAY	1:26.289	1:26.398	0.109

Weather / Track : Cloudy / Dry

Results can be found at www.tsl-timing.com

Snetterton 200

Circuit Length = 1.9840 miles

Start: 10:15 Flag 10:30 End: 10:31

Printed - 10:32 Saturday, 24 October 2015

BMCRC - MRO Championships 2015 - Rnd 10 @ Snetterton 200

MRO Minitwins

RACE 5 - CLASSIFICATION



POS	NO	NAME	ENTRY	LAPS	TIME	GAP	DIFF	MPH	BEST	ON
1	777	Mason WILLIAMS	Suzuki - Steve Jordan Motorcycles	7	10:40.876			78.01	1:29.559	5
2	7	Richard HICKLING	Suzuki - Lids by wood	7	10:49.633	8.757	8.757	76.96	1:30.439	4
3	22	Jake POVAH	Suzuki - www.78plate.com	7	11:05.964	25.088	16.331	75.07	1:32.360	7
4	35	Tyler WALSH	Suzuki - GBR Powerlines	7	11:06.725	25.849	0.761	74.99	1:32.113	7
5	81	Malvern MAY	Suzuki -	7	11:10.738	29.862	4.013	74.54	1:32.253	6
6	5	Barry MANTELL	Suzuki - streets installations	7	11:31.900	51.024	21.162	72.26	1:36.573	6
7	58	Steve COSTIN	Suzuki - AUTO REVIVE,SAKURA,LKY7SPORTS	7	11:56.425	1:15.549	24.525	69.78	1:35.219	6
NOT CLASSIFIED										
DNF	40	Paul WILBY	Suzuki - Nutsmoto	4	6:10.840	3 Laps	3 Laps	77.04	1:30.271	4
DNF	124	Kurtis BUTLER	Suzuki - PGVM / 3vk	3	4:46.013	4 Laps	1 Lap	74.91	1:32.753	2
DNF	98	Steven TOPPING	Suzuki - HDS / Nutsmoto	1	1:37.384	6 Laps	2 Laps	73.34	1:37.384	1
DNF	131	Emma SELWAY	Suzuki -	1	1:41.358	6 Laps	3.974	70.46	1:41.358	1
FASTEST LAP										
	777	Mason WILLIAMS	Suzuki - Steve Jordan Motorcycles	5	1:29.559			79.75 mph	128.34 kph	

90% of Race Speed = 70.20 mph

Weather / Track : Rain / Wet

These results are provisional until the conclusion of any judicial and technical matters.

Snetterton 200

Circuit Length = 1.9840 miles

Start: 13:44 Flag 13:54 End: 13:56

Clerk Of Course :	Timekeeper :
-------------------	--------------

Results can be found at www.tsl-timing.com

Printed - 13:56 Saturday, 24 October 2015



BMCRC - MRO Championships 2015 - Rnd 10 @ Snetterton 200

MRO Minitwins

RACE 5 - LAP CHART

LAP 1 @ 13:45:48.385			LAP 6 @ 13:53:22.598		
NO	BEHIND	LAP TIME	NO	BEHIND	LAP TIME

40		1:36.522
98	0.862	1:37.384
777	1.501	1:38.023
7	1.612	1:38.134
124	2.627	1:39.149
22	4.716	1:41.238
131	4.836	1:41.358
35	5.684	1:42.206
81	6.338	1:42.860
5	7.986	1:44.508
58	24.834	2:01.356

LAP 2 @ 13:47:19.276		
NO	BEHIND	LAP TIME

40		1:30.891
777	1.188	1:30.578
7	1.941	1:31.220
124	4.489	1:32.753
35	10.400	1:35.607
22	10.477	1:36.652
81	11.101	1:35.654
5	16.625	1:39.530
58	40.945	1:47.002

LAP 3 @ 13:48:52.377		
NO	BEHIND	LAP TIME

777		1:31.913
40	0.055	1:33.156
7	0.255	1:31.415
124	5.499	1:34.111
22	12.448	1:35.072
35	12.825	1:35.526
81	13.376	1:35.376
5	22.563	1:39.039
58	47.960	1:40.116

LAP 4 @ 13:50:22.359		
NO	BEHIND	LAP TIME

777		1:29.982
40	0.344	1:30.271
7	0.712	1:30.439
22	16.240	1:33.774
35	17.166	1:34.323
81	17.984	1:34.590
5	30.403	1:37.822
58	56.500	1:38.522

LAP 5 @ 13:51:51.918		
NO	BEHIND	LAP TIME

777		1:29.559
7	3.991	1:32.838
22	20.295	1:33.614
35	21.267	1:33.660
81	22.405	1:33.980
5	38.428	1:37.584
58	1:05.041	1:38.100

Weather / Track : Rain / Wet

Results can be found at www.tsl-timing.com

Snetterton 200
Circuit Length = 1.9840 miles
Start: 13:44 Flag 13:54 End: 13:56

Printed - 13:56 Saturday, 24 October 2015

BMCRC - MRO Championships 2015 - Rnd 10 @ Snetterton 200

MRO Minitwins

RACE 5 - SECTOR ANALYSIS

SECTOR 1 = FL to I1, SECTOR 2 = I1 to FL, DIFF = Difference To Personal Best Lap

P1 777		Mason WILLIAMS		Suzuki - Steve Jordan Motorcycles		
IDEAL LAP TIME : 1:29.559		BEST LAP TIME : 1:29.559		DIFFERENCE : 0.000		
LAP	SECTOR 1	SECTOR 2	LAP TIME	MPH	DIFF	TIME OF DAY
1 -		48.703	1:38.023	72.86	8.464	13:45:49.886
2 -	42.344	48.234	1:30.578	78.85	1.019	13:47:20.464
3 -	43.161	48.752	1:31.913	77.70	2.354	13:48:52.377
4 -	42.172	47.810	1:29.982 (2)	79.37	0.423	13:50:22.359
5 -	41.924	47.635	1:29.559 (1)	79.75		13:51:51.918
6 -	43.045	47.635	1:30.680	78.76	1.121	13:53:22.598
7 -	42.275	47.866	1:30.141 (3)	79.23	0.582	13:54:52.739

P2 7		Richard HICKLING		Suzuki - Lids by wood		
IDEAL LAP TIME : 1:30.439		BEST LAP TIME : 1:30.439		DIFFERENCE : 0.000		
LAP	SECTOR 1	SECTOR 2	LAP TIME	MPH	DIFF	TIME OF DAY
1 -		49.749	1:38.134	72.78	7.695	13:45:49.997
2 -	42.715	48.505	1:31.220 (2)	78.30	0.781	13:47:21.217
3 -	42.641	48.774	1:31.415 (3)	78.13	0.976	13:48:52.632
4 -	42.306	48.133	1:30.439 (1)	78.97		13:50:23.071
5 -	43.422	49.416	1:32.838	76.93	2.399	13:51:55.909
6 -	42.616	48.843	1:31.459	78.09	1.020	13:53:27.368
7 -	42.931	51.197	1:34.128	75.88	3.689	13:55:01.496

P3 22		Jake POVAH		Suzuki - www.78plate.com		
IDEAL LAP TIME : 1:32.360		BEST LAP TIME : 1:32.360		DIFFERENCE : 0.000		
LAP	SECTOR 1	SECTOR 2	LAP TIME	MPH	DIFF	TIME OF DAY
1 -		50.992	1:41.238	70.55	8.878	13:45:53.101
2 -	45.364	51.288	1:36.652	73.89	4.292	13:47:29.753
3 -	44.539	50.533	1:35.072	75.12	2.712	13:49:04.825
4 -	44.609	49.165	1:33.774	76.16	1.414	13:50:38.599
5 -	43.895	49.719	1:33.614 (3)	76.29	1.254	13:52:12.213
6 -	43.879	49.375	1:33.254 (2)	76.59	0.894	13:53:45.467
7 -	43.282	49.078	1:32.360 (1)	77.33		13:55:17.827

P4 35		Tyler WALSH		Suzuki - GBR Powerlines		
IDEAL LAP TIME : 1:32.113		BEST LAP TIME : 1:32.113		DIFFERENCE : 0.000		
LAP	SECTOR 1	SECTOR 2	LAP TIME	MPH	DIFF	TIME OF DAY
1 -		51.529	1:42.206	69.88	10.093	13:45:54.069
2 -	44.288	51.319	1:35.607	74.70	3.494	13:47:29.676
3 -	44.466	51.060	1:35.526	74.77	3.413	13:49:05.202
4 -	44.342	49.981	1:34.323	75.72	2.210	13:50:39.525
5 -	43.812	49.848	1:33.660 (3)	76.26	1.547	13:52:13.185
6 -	43.603	49.687	1:33.290 (2)	76.56	1.177	13:53:46.475
7 -	43.104	49.009	1:32.113 (1)	77.54		13:55:18.588

P5 81		Malvern MAY		Suzuki -		
IDEAL LAP TIME : 1:32.253		BEST LAP TIME : 1:32.253		DIFFERENCE : 0.000		
LAP	SECTOR 1	SECTOR 2	LAP TIME	MPH	DIFF	TIME OF DAY
1 -		50.372	1:42.860	69.43	10.607	13:45:54.723
2 -	44.880	50.774	1:35.654	74.67	3.401	13:47:30.377
3 -	45.156	50.220	1:35.376	74.88	3.123	13:49:05.753
4 -	44.157	50.433	1:34.590 (3)	75.51	2.337	13:50:40.343
5 -	44.041	49.939	1:33.980 (2)	76.00	1.727	13:52:14.323
6 -	43.397	48.856	1:32.253 (1)	77.42		13:53:46.576
7 -	43.418	52.607	1:36.025	74.38	3.772	13:55:22.601

P6 5		Barry MANTELL		Suzuki - streets installations		
IDEAL LAP TIME : 1:36.409		BEST LAP TIME : 1:36.573		DIFFERENCE : 0.164		
LAP	SECTOR 1	SECTOR 2	LAP TIME	MPH	DIFF	TIME OF DAY
1 -						
2 -						
3 -						
4 -						
5 -						
6 -						
7 -						

Weather / Track : Rain / Wet

Snetterton 200
Circuit Length = 1.9840 miles
Start: 13:44 Flag 13:54 End: 13:56

BMCRC - MRO Championships 2015 - Rnd 10 @ Snetterton 200

MRO Minitwins

RACE 5 - SECTOR ANALYSIS

SECTOR 1 = FL to I1, SECTOR 2 = I1 to FL, DIFF = Difference To Personal Best Lap

1 -		51.996	1:44.508	68.34	7.935	13:45:56.371
2 -	46.608	52.922	1:39.530	71.76	2.957	13:47:35.901
3 -	46.259	52.780	1:39.039	72.11	2.466	13:49:14.940
4 -	45.518	52.304	1:37.822	73.01	1.249	13:50:52.762
5 -	45.851	51.733	1:37.584 (3)	73.19	1.011	13:52:30.346
6 -	44.744	51.829	1:36.573 (1)	73.95		13:54:06.919
7 -	45.179	51.665	1:36.844 (2)	73.75	0.271	13:55:43.763

LAP	SECTOR 1	SECTOR 2	LAP TIME	MPH	DIFF	TIME OF DAY
1 -		1:04.799	2:01.356	58.85	26.137	13:46:13.219
2 -	49.519	57.483	1:47.002	66.75	11.783	13:48:00.221
3 -	47.459	52.657	1:40.116	71.34	4.897	13:49:40.337
4 -	45.250	53.272	1:38.522	72.49	3.303	13:51:18.859
5 -	45.782	52.318	1:38.100 (3)	72.80	2.881	13:52:56.959
6 -	44.277	50.942	1:35.219 (1)	75.01		13:54:32.178
7 -	44.431	51.679	1:36.110 (2)	74.31	0.891	13:56:08.288

LAP	SECTOR 1	SECTOR 2	LAP TIME	MPH	DIFF	TIME OF DAY
1 -		48.877	1:36.522	73.99	6.251	13:45:48.385
2 -	42.416	48.475	1:30.891 (2)	78.58	0.620	13:47:19.276
3 -	44.296	48.860	1:33.156 (3)	76.67	2.885	13:48:52.432
4 -	42.645	47.626	1:30.271 (1)	79.12		13:50:22.703

LAP	SECTOR 1	SECTOR 2	LAP TIME	MPH	DIFF	TIME OF DAY
1 -		49.987	1:39.149 (3)	72.03	6.396	13:45:51.012
2 -	42.820	49.933	1:32.753 (1)	77.00		13:47:23.765
3 -	43.642	50.469	1:34.111 (2)	75.89	1.358	13:48:57.876

LAP	SECTOR 1	SECTOR 2	LAP TIME	MPH	DIFF	TIME OF DAY
1 -		48.534	1:37.384 (1)	73.34		13:45:49.247

LAP	SECTOR 1	SECTOR 2	LAP TIME	MPH	DIFF	TIME OF DAY
1 -		50.171	1:41.358 (1)	70.46		13:45:53.221

LAP	SECTOR 1	SECTOR 2	LAP TIME	MPH	DIFF	TIME OF DAY
1 -		50.171	1:41.358 (1)	70.46		13:45:53.221

LAP	SECTOR 1	SECTOR 2	LAP TIME	MPH	DIFF	TIME OF DAY
1 -		50.171	1:41.358 (1)	70.46		13:45:53.221

LAP	SECTOR 1	SECTOR 2	LAP TIME	MPH	DIFF	TIME OF DAY
1 -		50.171	1:41.358 (1)	70.46		13:45:53.221

LAP	SECTOR 1	SECTOR 2	LAP TIME	MPH	DIFF	TIME OF DAY
1 -		50.171	1:41.358 (1)	70.46		13:45:53.221

LAP	SECTOR 1	SECTOR 2	LAP TIME	MPH	DIFF	TIME OF DAY
1 -		50.171	1:41.358 (1)	70.46		13:45:53.221

BMCRC - MRO Championships 2015 - Rnd 10 @ Snetterton 200

MRO Minitwins

RACE 5 - BEST SECTORS

SECTOR 1			SECTOR 2			IDEAL / BEST COMPARISON						
POS	NO	NAME	TIME	NO	NAME	TIME	POS	NO	NAME	IDEAL	BEST	DIFF
									PERFECT LAP	1:29.550		
1	777	WILLIAMS	41.924	40	WILBY	47.626	1	777	WILLIAMS	1:29.559	1:29.559	0.000
2	7	HICKLING	42.306	777	WILLIAMS	47.635	2	40	WILBY	1:30.042	1:30.271	0.229
3	40	WILBY	42.416	7	HICKLING	48.133	3	7	HICKLING	1:30.439	1:30.439	0.000
4	124	BUTLER	42.820	98	TOPPING	48.534	4	98	TOPPING	1:31.629	1:37.384	5.755
5	98	TOPPING	43.095	81	MAY	48.856	5	35	WALSH	1:32.113	1:32.113	0.000
6	35	WALSH	43.104	35	WALSH	49.009	6	81	MAY	1:32.253	1:32.253	0.000
7	22	POVAH	43.282	22	POVAH	49.078	7	22	POVAH	1:32.360	1:32.360	0.000
8	81	MAY	43.397	124	BUTLER	49.933	8	124	BUTLER	1:32.753	1:32.753	0.000
9	58	COSTIN	44.277	131	SELWAY	50.171	9	58	COSTIN	1:35.219	1:35.219	0.000
10	5	MANTELL	44.744	58	COSTIN	50.942	10	5	MANTELL	1:36.409	1:36.573	0.164
11				5	MANTELL	51.665	11	131	SELWAY		1:41.358	

Weather / Track : Rain / Wet

Results can be found at www.tsl-timing.com

Snetterton 200

Circuit Length = 1.9840 miles

Start: 13:44 Flag 13:54 End: 13:56

Printed - 13:56 Saturday, 24 October 2015

BMCRC - MRO Championships 2015 - Rnd 10 @ Snetterton 200



HOYL INSURANCE

MRO Minitwins

RACE 13 - CLASSIFICATION - AMENDED

POS	NO	NAME	ENTRY	LAPS	TIME	GAP	DIFF	MPH	BEST	ON
1	7	Richard HICKLING	Suzuki - Lids by wood	7	10:35.353			78.69	1:29.274	3
2	40	Paul WILBY	Suzuki - Nutsmoto	7	10:38.525	3.172	3.172	78.30	1:29.526	2
3	35	Tyler WALSH	Suzuki - GBR Powerlines	7	10:45.192	9.839	6.667	77.49	1:29.697	5
4	131	Emma SELWAY	Suzuki -	7	10:51.891	16.538	6.699	76.69	1:30.383	7
5	81	Malvern MAY	Suzuki -	7	11:07.422	32.069	15.531	74.91	1:32.049	5
6	169	Robert MILES	Suzuki - The Bike Shop Long Eaton	7	11:20.842	45.489	13.420	73.43	1:35.194	6
7	5	Barry MANTELL	Suzuki - streets installations	7	11:22.548	47.195	1.706	73.25	1:35.433	6
8	58	Steve COSTIN	Suzuki - AUTO REVIVE,SAKURA,LKY7SPORTS	7	11:24.604	49.251	2.056	73.03	1:32.919	7
9	111	Ryan FOLKES	Suzuki -	7	11:44.214	1:08.861	19.610	70.99	1:37.730	6

NOT CLASSIFIED

DNF	22	Jake POVAH	Suzuki - www.78plate.com	4	6:02.233	3 Laps	3 Laps	78.87	1:28.761	3
DNF	777	Mason WILLIAMS	Suzuki - Steve Jordan Motorcycles	2	3:03.275	5 Laps	2 Laps	77.94	1:28.885	2
DNF	98	Steven TOPPING	Suzuki - HDS / Nutsmoto	1	1:34.694	6 Laps	1 Lap	75.42	1:34.694	1
DQ	124	Kurtis BUTLER	Suzuki - PGVM / 3vk	0						

FASTEST LAP

	22	Jake POVAH	Suzuki - www.78plate.com	3	1:28.761			80.46 mph	129.50 kph	
--	----	-------------------	--------------------------	---	----------	--	--	-----------	------------	--

**No. 124 - Disqualified for a technical infringement
90% of Race Speed = 70.82 mph**

Snetterton 200

Circuit Length = 1.9840 miles

Start: 15:58 Flag 16:09 End: 16:10

Weather / Track : Cloudy / Wet

These results are provisional until the conclusion of any judicial and technical matters.

Clerk Of Course :	Timekeeper :
-------------------	--------------

Results can be found at www.tsl-timing.com

Printed - 08:39 Sunday, 25 October 2015



BMCRC - MRO Championships 2015 - Rnd 10 @ Snetterton 200

MRO Minitwins

RACE 13 - LAP CHART

LAP 1 @ 17:00:11.281			LAP 5 @ 17:06:09.849		
NO	BEHIND	LAP TIME	NO	BEHIND	LAP TIME

22		1:34.202	7		1:29.393
777	0.188	1:34.390	40	5.055	1:30.750
98	0.492	1:34.694	35	11.203	1:29.697
7	0.835	1:35.037	131	17.671	1:30.680
40	1.916	1:36.118	81	25.962	1:32.049
35	6.194	1:40.396	124	30.991	1:36.359
124	6.526	1:40.728	169	36.183	1:36.298
131	7.856	1:42.058	5	38.107	1:36.061
5	7.919	1:42.121	58	45.070	1:34.131
81	8.547	1:42.749	111	52.425	1:38.811
169	9.481	1:43.683			
111	12.440	1:46.642			
58	16.844	1:51.046			

LAP 2 @ 17:01:40.354			LAP 6 @ 17:07:39.890		
NO	BEHIND	LAP TIME	NO	BEHIND	LAP TIME

777		1:28.885	7		1:30.041
22	0.469	1:29.542	40	6.037	1:31.023
7	1.283	1:29.521	35	10.927	1:29.765
40	2.369	1:29.526	131	18.697	1:31.067
35	8.975	1:31.854	81	28.519	1:32.598
131	12.317	1:33.534	124	37.638	1:36.688
124	12.385	1:34.932	169	41.336	1:35.194
81	13.597	1:34.123	5	43.499	1:35.433
5	16.306	1:37.460	58	48.874	1:33.845
169	16.957	1:36.549	111	1:00.114	1:37.730
111	23.029	1:39.662			
58	27.330	1:39.559			

LAP 3 @ 17:03:09.584			LAP 7 @ 17:09:12.432		
NO	BEHIND	LAP TIME	NO	BEHIND	LAP TIME

22		1:28.761	7		1:32.542
7	1.327	1:29.274	40	3.172	1:29.677
40	3.772	1:30.633	35	9.839	1:31.454
35	10.903	1:31.158	131	16.538	1:30.383
131	16.418	1:33.331	81	32.069	1:36.092
124	18.523	1:35.368	124	42.105	1:37.009
81	18.931	1:34.564	169	45.489	1:36.695
169	24.726	1:36.999	5	47.195	1:36.238
5	26.057	1:38.981	58	49.251	1:32.919
111	33.610	1:39.811	111	1:08.861	1:41.289
58	34.119	1:36.019			

LAP 4 @ 17:04:39.312		
NO	BEHIND	LAP TIME

22		1:29.728
7	1.144	1:29.545
40	4.842	1:30.798
35	12.043	1:30.868
131	17.528	1:30.838
81	24.450	1:35.247
124	25.169	1:36.374
169	30.422	1:35.424
5	32.583	1:36.254
58	41.476	1:37.085
111	44.151	1:40.269

Weather / Track : Cloudy / Wet

Results can be found at www.tsl-timing.com

Snetterton 200
Circuit Length = 1.9840 miles
Start: 16:58 Flag 17:09 End: 17:10

Printed - 17:11 Saturday, 24 October 2015

BMCRC - MRO Championships 2015 - Rnd 10 @ Snetterton 200

MRO Minitwins

RACE 13 - SECTOR ANALYSIS

SECTOR 1 = FL to I1, SECTOR 2 = I1 to FL, DIFF = Difference To Personal Best Lap

P1 7		Richard HICKLING		Suzuki - Lids by wood		
IDEAL LAP TIME : 1:29.118		BEST LAP TIME : 1:29.274		DIFFERENCE : 0.156		
LAP	SECTOR 1	SECTOR 2	LAP TIME	MPH	DIFF	TIME OF DAY
1 -		47.529	1:35.037	75.15	5.763	17:00:12.116
2 -	42.027	47.494	1:29.521 (3)	79.78	0.247	17:01:41.637
3 -	41.624	47.650	1:29.274 (1)	80.00		17:03:10.911
4 -	41.892	47.653	1:29.545	79.76	0.271	17:04:40.456
5 -	41.670	47.723	1:29.393 (2)	79.90	0.119	17:06:09.849
6 -	41.787	48.254	1:30.041	79.32	0.767	17:07:39.890
7 -	42.261	50.281	1:32.542	77.18	3.268	17:09:12.432

P2 40		Paul WILBY		Suzuki - Nutsmoto		
IDEAL LAP TIME : 1:29.526		BEST LAP TIME : 1:29.526		DIFFERENCE : 0.000		
LAP	SECTOR 1	SECTOR 2	LAP TIME	MPH	DIFF	TIME OF DAY
1 -		47.871	1:36.118	74.30	6.592	17:00:13.197
2 -	41.975	47.551	1:29.526 (1)	79.78		17:01:42.723
3 -	42.619	48.014	1:30.633 (3)	78.80	1.107	17:03:13.356
4 -	42.571	48.227	1:30.798	78.66	1.272	17:04:44.154
5 -	42.282	48.468	1:30.750	78.70	1.224	17:06:14.904
6 -	42.734	48.289	1:31.023	78.46	1.497	17:07:45.927
7 -	42.123	47.554	1:29.677 (2)	79.64	0.151	17:09:15.604

P3 35		Tyler WALSH		Suzuki - GBR Powerlines		
IDEAL LAP TIME : 1:29.400		BEST LAP TIME : 1:29.697		DIFFERENCE : 0.297		
LAP	SECTOR 1	SECTOR 2	LAP TIME	MPH	DIFF	TIME OF DAY
1 -		50.333	1:40.396	71.14	10.699	17:00:17.475
2 -	42.206	49.648	1:31.854	77.75	2.157	17:01:49.329
3 -	41.960	49.198	1:31.158	78.35	1.461	17:03:20.487
4 -	42.394	48.474	1:30.868 (3)	78.60	1.171	17:04:51.355
5 -	41.408	48.289	1:29.697 (1)	79.62		17:06:21.052
6 -	41.773	47.992	1:29.765 (2)	79.56	0.068	17:07:50.817
7 -	41.752	49.702	1:31.454	78.09	1.757	17:09:22.271

P4 131		Emma SELWAY		Suzuki -		
IDEAL LAP TIME : 1:30.363		BEST LAP TIME : 1:30.383		DIFFERENCE : 0.020		
LAP	SECTOR 1	SECTOR 2	LAP TIME	MPH	DIFF	TIME OF DAY
1 -		51.211	1:42.058	69.98	11.675	17:00:19.137
2 -	42.946	50.588	1:33.534	76.36	3.151	17:01:52.671
3 -	43.728	49.603	1:33.331	76.52	2.948	17:03:26.002
4 -	42.276	48.562	1:30.838 (3)	78.62	0.455	17:04:56.840
5 -	42.144	48.536	1:30.680 (2)	78.76	0.297	17:06:27.520
6 -	42.373	48.694	1:31.067	78.43	0.684	17:07:58.587
7 -	42.164	48.219	1:30.383 (1)	79.02		17:09:28.970

P5 81		Malvern MAY		Suzuki -		
IDEAL LAP TIME : 1:32.049		BEST LAP TIME : 1:32.049		DIFFERENCE : 0.000		
LAP	SECTOR 1	SECTOR 2	LAP TIME	MPH	DIFF	TIME OF DAY
1 -		51.108	1:42.749	69.51	10.700	17:00:19.828
2 -	44.511	49.612	1:34.123 (3)	75.88	2.074	17:01:53.951
3 -	44.023	50.541	1:34.564	75.53	2.515	17:03:28.515
4 -	44.585	50.662	1:35.247	74.98	3.198	17:05:03.762
5 -	43.315	48.734	1:32.049 (1)	77.59		17:06:35.811
6 -	43.343	49.255	1:32.598 (2)	77.13	0.549	17:08:08.409
7 -	43.997	52.095	1:36.092	74.33	4.043	17:09:44.501

P6 124		Kurtis BUTLER		Suzuki - PGVM / 3vk		
IDEAL LAP TIME : 1:34.089		BEST LAP TIME : 1:34.932		DIFFERENCE : 0.843		
LAP	SECTOR 1	SECTOR 2	LAP TIME	MPH	DIFF	TIME OF DAY
1 -						
2 -						
3 -						
4 -						
5 -						
6 -						
7 -						

Weather / Track : Cloudy / Wet

Snetterton 200
Circuit Length = 1.9840 miles
Start: 16:58 Flag 17:09 End: 17:10

BMCRC - MRO Championships 2015 - Rnd 10 @ Snetterton 200

MRO Minitwins

RACE 13 - SECTOR ANALYSIS

SECTOR 1 = FL to I1, SECTOR 2 = I1 to FL, DIFF = Difference To Personal Best Lap

1 -		50.679	1:40.728	70.90	5.796	17:00:17.807
2 -	43.808	51.124	1:34.932 (1)	75.23		17:01:52.739
3 -	43.410	51.958	1:35.368 (2)	74.89	0.436	17:03:28.107
4 -	44.922	51.452	1:36.374	74.11	1.442	17:05:04.481
5 -	44.224	52.135	1:36.359 (3)	74.12	1.427	17:06:40.840
6 -	44.437	52.251	1:36.688	73.87	1.756	17:08:17.528
7 -	44.693	52.316	1:37.009	73.62	2.077	17:09:54.537

P7 169 Robert MILES		Suzuki - The Bike Shop Long Eaton				
IDEAL LAP TIME : 1:35.194		BEST LAP TIME : 1:35.194		DIFFERENCE : 0.000		
LAP	SECTOR 1	SECTOR 2	LAP TIME	MPH	DIFF	TIME OF DAY
1 -		51.630	1:43.683	68.88	8.489	17:00:20.762
2 -	45.075	51.474	1:36.549	73.97	1.355	17:01:57.311
3 -	44.739	52.260	1:36.999	73.63	1.805	17:03:34.310
4 -	44.334	51.090	1:35.424 (2)	74.85	0.230	17:05:09.734
5 -	44.998	51.300	1:36.298 (3)	74.17	1.104	17:06:46.032
6 -	44.294	50.900	1:35.194 (1)	75.03		17:08:23.286
7 -	44.319	52.376	1:36.695	73.86	1.501	17:09:57.921

P8 5 Barry MANTELL		Suzuki - streets installations				
IDEAL LAP TIME : 1:35.388		BEST LAP TIME : 1:35.433		DIFFERENCE : 0.045		
LAP	SECTOR 1	SECTOR 2	LAP TIME	MPH	DIFF	TIME OF DAY
1 -		51.756	1:42.121	69.94	6.688	17:00:19.200
2 -	45.677	51.783	1:37.460	73.28	2.027	17:01:56.660
3 -	45.452	53.529	1:38.981	72.16	3.548	17:03:35.641
4 -	44.922	51.332	1:36.254	74.20	0.821	17:05:11.895
5 -	45.179	50.882	1:36.061 (2)	74.35	0.628	17:06:47.956
6 -	44.506	50.927	1:35.433 (1)	74.84		17:08:23.389
7 -	44.841	51.397	1:36.238 (3)	74.21	0.805	17:09:59.627

P9 58 Steve COSTIN		Suzuki - AUTO REVIVE, SAKURA, LKY7SPORTS				
IDEAL LAP TIME : 1:32.919		BEST LAP TIME : 1:32.919		DIFFERENCE : 0.000		
LAP	SECTOR 1	SECTOR 2	LAP TIME	MPH	DIFF	TIME OF DAY
1 -		54.852	1:51.046	64.32	18.127	17:00:28.125
2 -	46.279	53.280	1:39.559	71.74	6.640	17:02:07.684
3 -	44.540	51.479	1:36.019	74.38	3.100	17:03:43.703
4 -	46.039	51.046	1:37.085	73.56	4.166	17:05:20.788
5 -	43.998	50.133	1:34.131 (3)	75.87	1.212	17:06:54.919
6 -	44.271	49.574	1:33.845 (2)	76.10	0.926	17:08:28.764
7 -	43.669	49.250	1:32.919 (1)	76.86		17:10:01.683

P10 111 Ryan FOLKES		Suzuki -				
IDEAL LAP TIME : 1:37.730		BEST LAP TIME : 1:37.730		DIFFERENCE : 0.000		
LAP	SECTOR 1	SECTOR 2	LAP TIME	MPH	DIFF	TIME OF DAY
1 -		53.636	1:46.642	66.97	8.912	17:00:23.721
2 -	45.425	54.237	1:39.662 (3)	71.66	1.932	17:02:03.383
3 -	45.368	54.443	1:39.811	71.56	2.081	17:03:43.194
4 -	46.875	53.394	1:40.269	71.23	2.539	17:05:23.463
5 -	45.340	53.471	1:38.811 (2)	72.28	1.081	17:07:02.274
6 -	44.869	52.861	1:37.730 (1)	73.08		17:08:40.004
7 -	45.825	55.464	1:41.289	70.51	3.559	17:10:21.293

P11 22 Jake POVAH		Suzuki - www.78plate.com				
IDEAL LAP TIME : 1:28.666		BEST LAP TIME : 1:28.761		DIFFERENCE : 0.095		
LAP	SECTOR 1	SECTOR 2	LAP TIME	MPH	DIFF	TIME OF DAY
1 -		47.280	1:34.202	75.82	5.441	17:00:11.281
2 -	42.196	47.346	1:29.542 (2)	79.76	0.781	17:01:40.823
3 -	41.499	47.262	1:28.761 (1)	80.46		17:03:09.584
4 -	42.561	47.167	1:29.728 (3)	79.60	0.967	17:04:39.312

Weather / Track : Cloudy / Wet

Snetterton 200
Circuit Length = 1.9840 miles
Start: 16:58 Flag 17:09 End: 17:10

BMCRC - MRO Championships 2015 - Rnd 10 @ Snetterton 200

MRO Minitwins

RACE 13 - SECTOR ANALYSIS

SECTOR 1 = FL to I1, SECTOR 2 = I1 to FL, DIFF = Difference To Personal Best Lap

P12 777		Mason WILLIAMS		Suzuki - Steve Jordan Motorcycles		
IDEAL LAP TIME : 1:28.014		BEST LAP TIME : 1:28.885		DIFFERENCE : 0.871		
LAP	SECTOR 1	SECTOR 2	LAP TIME	MPH	DIFF	TIME OF DAY
1 -		47.488	1:34.390 (2)	75.66	5.505	17:00:11.469
2 -	41.942	46.943	1:28.885 (1)	80.35		17:01:40.354

P13 98		Steven TOPPING		Suzuki - HDS / Nutsmoto		
IDEAL LAP TIME : 1:29.372		BEST LAP TIME : 1:34.694		DIFFERENCE : 5.322		
LAP	SECTOR 1	SECTOR 2	LAP TIME	MPH	DIFF	TIME OF DAY
1 -		47.176	1:34.694 (1)	75.42		17:00:11.773

BMCRC - MRO Championships 2015 - Rnd 10 @ Snetterton 200

MRO Minitwins

RACE 13 - BEST SECTORS

SECTOR 1			SECTOR 2			IDEAL / BEST COMPARISON						
POS	NO	NAME	TIME	NO	NAME	TIME	POS	NO	NAME	IDEAL	BEST	DIFF
1	777	WILLIAMS	41.071	777	WILLIAMS	46.943	1	777	WILLIAMS	1:28.014	1:28.885	0.871
2	35	WALSH	41.408	22	POVAH	47.167	2	22	POVAH	1:28.666	1:28.761	0.095
3	22	POVAH	41.499	98	TOPPING	47.176	3	7	HICKLING	1:29.118	1:29.274	0.156
4	7	HICKLING	41.624	7	HICKLING	47.494	4	98	TOPPING	1:29.372	1:34.694	5.322
5	40	WILBY	41.975	40	WILBY	47.551	5	35	WALSH	1:29.400	1:29.697	0.297
6	131	SELWAY	42.144	35	WALSH	47.992	6	40	WILBY	1:29.526	1:29.526	0.000
7	98	TOPPING	42.196	131	SELWAY	48.219	7	131	SELWAY	1:30.363	1:30.383	0.020
8	81	MAY	43.315	81	MAY	48.734	8	81	MAY	1:32.049	1:32.049	0.000
9	124	BUTLER	43.410	58	COSTIN	49.250	9	58	COSTIN	1:32.919	1:32.919	0.000
10	58	COSTIN	43.669	124	BUTLER	50.679	10	124	BUTLER	1:34.089	1:34.932	0.843
11	169	MILES	44.294	5	MANTELL	50.882	11	169	MILES	1:35.194	1:35.194	0.000
12	5	MANTELL	44.506	169	MILES	50.900	12	5	MANTELL	1:35.388	1:35.433	0.045
13	111	FOLKES	44.869	111	FOLKES	52.861	13	111	FOLKES	1:37.730	1:37.730	0.000

PERFECT LAP 1:28.014

Weather / Track : Cloudy / Wet

Results can be found at www.tsl-timing.com

Snetterton 200
Circuit Length = 1.9840 miles
Start: 16:58 Flag 17:09 End: 17:10
Printed - 17:10 Saturday, 24 October 2015

BMCRC - MRO Championships 2015 - Rnd 10 @ Snetterton 200

MRO Minitwins

RACE 5 - CLASSIFICATION



POS	NO	NAME	ENTRY	LAPS	TIME	GAP	DIFF	MPH	BEST	ON
1	7	Richard HICKLING	Suzuki - Lids by wood	7	10:09.464			82.03	1:24.619	7
2	22	Jake POVAH	Suzuki - www.78plate.com	7	10:09.920	0.456	0.456	81.97	1:24.928	7
3	40	Paul WILBY	Suzuki - Nutsmoto	7	10:15.998	6.534	6.078	81.16	1:26.541	2
4	35	Tyler WALSH	Suzuki - GBR Powerlines	7	10:29.012	19.548	13.014	79.48	1:28.044	6
5	111	Ryan FOLKES	Suzuki -	7	10:29.071	19.607	0.059	79.47	1:27.910	5
6	5	Barry MANTELL	Suzuki - streets installations	7	10:33.471	24.007	4.400	78.92	1:27.832	7
7	81	Malvern MAY	Suzuki -	7	10:33.655	24.191	0.184	78.90	1:28.627	5
8	131	Emma SELWAY	Suzuki -	7	10:45.829	36.365	12.174	77.41	1:30.284	6

NOT CLASSIFIED

<i>DNF</i>	98	Steven TOPPING	Suzuki - HDS / Nutsmoto	3	4:37.894	4 Laps	4 Laps	77.10	1:28.596	3
<i>DNF</i>	58	Steve COSTIN	Suzuki - AUTO REVIVE,SAKURA,LKY7SPORTS	1	1:34.557	6 Laps	2 Laps	75.53	1:34.557	1
<i>DQ</i>	124	Kurtis BUTLER	Suzuki - PGVM / 3vk	0						

FASTEST LAP

7	Richard HICKLING	Suzuki - Lids by wood	7	1:24.619	84.40 mph	135.84 kph
---	-------------------------	-----------------------	---	----------	-----------	------------

**No. 124 - Disqualified for a technical infringement
90% of Race Speed = 73.82 mph**

Snetterton 200
Circuit Length = 1.9840 miles
Start: 12:09 Flag 12:19 End: 12:20

Weather / Track : Cloudy / Drying

These results are provisional until the conclusion of any judicial and technical matters.

Clerk Of Course :	Timekeeper :
-------------------	--------------

Results can be found at www.tsl-timing.com

Printed - 12:22 Sunday, 25 October 2015



BMCRC - MRO Championships 2015 - Rnd 10 @ Snetterton 200

MRO Minitwins

RACE 5 - LAP CHART

LAP 1 @ 12:11:25.741

NO	BEHIND	LAP TIME
7		1:33.290
40	0.140	1:33.430
124	0.740	1:34.030
22	0.933	1:34.223
58	1.267	1:34.557
98	2.181	1:35.471
35	2.764	1:36.054
5	2.984	1:36.274
111	3.483	1:36.773
81	4.245	1:37.535
131	4.319	1:37.609

81	17.762	1:28.627
131	24.714	1:30.463

LAP 6 @ 12:18:35.745

NO	BEHIND	LAP TIME
124		1:25.161
7	1.551	1:25.708
22	1.698	1:25.550
40	4.864	1:26.902
35	17.405	1:28.044
111	17.497	1:28.010
81	21.495	1:28.894
5	22.345	1:30.092
131	29.837	1:30.284

LAP 2 @ 12:12:52.422

NO	BEHIND	LAP TIME
40		1:26.541
7	0.420	1:27.101
124	1.261	1:27.202
22	1.518	1:27.266
35	6.611	1:30.528
5	6.648	1:30.345
111	7.752	1:30.950
81	7.819	1:30.255
131	7.957	1:30.319
98	9.327	1:33.827

LAP 7 @ 12:20:00.698

NO	BEHIND	LAP TIME
124		1:24.953
7	1.217	1:24.619
22	1.673	1:24.928
40	7.751	1:27.840
35	20.765	1:28.313
111	20.824	1:28.280
5	25.224	1:27.832
81	25.408	1:28.866
131	37.582	1:32.698

LAP 3 @ 12:14:18.837

NO	BEHIND	LAP TIME
7		1:25.995
124	0.523	1:25.677
40	0.532	1:26.947
22	0.986	1:25.883
35	9.615	1:29.419
111	9.943	1:28.606
5	10.355	1:30.122
98	11.508	1:28.596
81	11.563	1:30.159
131	12.167	1:30.625

LAP 4 @ 12:15:45.322

NO	BEHIND	LAP TIME
124		1:25.962
7	0.777	1:27.262
22	0.918	1:26.417
40	1.758	1:27.711
35	11.489	1:28.359
111	12.000	1:28.542
5	13.316	1:29.446
81	14.397	1:29.319
131	19.513	1:33.831

LAP 5 @ 12:17:10.584

NO	BEHIND	LAP TIME
124		1:25.262
7	1.004	1:25.489
22	1.309	1:25.653
40	3.123	1:26.627
35	14.522	1:28.295
111	14.648	1:27.910
5	17.414	1:29.360

Weather / Track : Cloudy / Drying

Results can be found at www.tsl-timing.com

Snetterton 200

Circuit Length = 1.9840 miles

Start: 12:09 Flag 12:19 End: 12:20

Printed - 12:21 Sunday, 25 October 2015

BMCRC - MRO Championships 2015 - Rnd 10 @ Snetterton 200

MRO Minitwins

RACE 5 - SECTOR ANALYSIS

SECTOR 1 = FL to I1, SECTOR 2 = I1 to FL, DIFF = Difference To Personal Best Lap

P1 124		Kurtis BUTLER		Suzuki - PGVM / 3vk		
IDEAL LAP TIME : 1:24.754		BEST LAP TIME : 1:24.953		DIFFERENCE : 0.199		
LAP	SECTOR 1	SECTOR 2	LAP TIME	MPH	DIFF	TIME OF DAY
1 -		46.756	1:34.030	75.96	9.077	12:11:26.481
2 -	40.650	46.552	1:27.202	81.90	2.249	12:12:53.683
3 -	39.990	45.687	1:25.677	83.36	0.724	12:14:19.360
4 -	40.342	45.620	1:25.962	83.08	1.009	12:15:45.322
5 -	39.468	45.794	1:25.262 (3)	83.77	0.309	12:17:10.584
6 -	39.875	45.286	1:25.161 (2)	83.87	0.208	12:18:35.745
7 -	39.599	45.354	1:24.953 (1)	84.07		12:20:00.698

P2 7		Richard HICKLING		Suzuki - Lids by wood		
IDEAL LAP TIME : 1:24.597		BEST LAP TIME : 1:24.619		DIFFERENCE : 0.022		
LAP	SECTOR 1	SECTOR 2	LAP TIME	MPH	DIFF	TIME OF DAY
1 -		47.243	1:33.290	76.56	8.671	12:11:25.741
2 -	40.919	46.182	1:27.101	82.00	2.482	12:12:52.842
3 -	40.021	45.974	1:25.995	83.05	1.376	12:14:18.837
4 -	40.743	46.519	1:27.262	81.85	2.643	12:15:46.099
5 -	39.400	46.089	1:25.489 (2)	83.54	0.870	12:17:11.588
6 -	39.581	46.127	1:25.708 (3)	83.33	1.089	12:18:37.296
7 -	39.422	45.197	1:24.619 (1)	84.40		12:20:01.915

P3 22		Jake POVAH		Suzuki - www.78plate.com		
IDEAL LAP TIME : 1:24.928		BEST LAP TIME : 1:24.928		DIFFERENCE : 0.000		
LAP	SECTOR 1	SECTOR 2	LAP TIME	MPH	DIFF	TIME OF DAY
1 -		46.944	1:34.223	75.80	9.295	12:11:26.674
2 -	41.478	45.788	1:27.266	81.84	2.338	12:12:53.940
3 -	40.543	45.340	1:25.883	83.16	0.955	12:14:19.823
4 -	40.613	45.804	1:26.417	82.65	1.489	12:15:46.240
5 -	40.076	45.577	1:25.653 (3)	83.38	0.725	12:17:11.893
6 -	40.202	45.348	1:25.550 (2)	83.48	0.622	12:18:37.443
7 -	40.034	44.894	1:24.928 (1)	84.10		12:20:02.371

P4 40		Paul WILBY		Suzuki - Nutsmoto		
IDEAL LAP TIME : 1:26.193		BEST LAP TIME : 1:26.541		DIFFERENCE : 0.348		
LAP	SECTOR 1	SECTOR 2	LAP TIME	MPH	DIFF	TIME OF DAY
1 -		47.273	1:33.430	76.44	6.889	12:11:25.881
2 -	41.021	45.520	1:26.541 (1)	82.53		12:12:52.422
3 -	40.766	46.181	1:26.947	82.14	0.406	12:14:19.369
4 -	41.056	46.655	1:27.711	81.43	1.170	12:15:47.080
5 -	41.006	45.621	1:26.627 (2)	82.45	0.086	12:17:13.707
6 -	40.673	46.229	1:26.902 (3)	82.19	0.361	12:18:40.609
7 -	41.218	46.622	1:27.840	81.31	1.299	12:20:08.449

P5 35		Tyler WALSH		Suzuki - GBR Powerlines		
IDEAL LAP TIME : 1:27.876		BEST LAP TIME : 1:28.044		DIFFERENCE : 0.168		
LAP	SECTOR 1	SECTOR 2	LAP TIME	MPH	DIFF	TIME OF DAY
1 -		48.964	1:36.054	74.35	8.010	12:11:28.505
2 -	42.373	48.155	1:30.528	78.89	2.484	12:12:59.033
3 -	41.681	47.738	1:29.419	79.87	1.375	12:14:28.452
4 -	41.105	47.254	1:28.359	80.83	0.315	12:15:56.811
5 -	40.910	47.385	1:28.295 (2)	80.89	0.251	12:17:25.106
6 -	40.896	47.148	1:28.044 (1)	81.12		12:18:53.150
7 -	40.728	47.585	1:28.313 (3)	80.87	0.269	12:20:21.463

P6 111		Ryan FOLKES		Suzuki -		
IDEAL LAP TIME : 1:27.768		BEST LAP TIME : 1:27.910		DIFFERENCE : 0.142		
LAP	SECTOR 1	SECTOR 2	LAP TIME	MPH	DIFF	TIME OF DAY

Weather / Track : Cloudy / Drying

Snetterton 200
Circuit Length = 1.9840 miles
Start: 12:09 Flag 12:19 End: 12:20

BMCRC - MRO Championships 2015 - Rnd 10 @ Snetterton 200

MRO Minitwins

RACE 5 - SECTOR ANALYSIS

SECTOR 1 = FL to I1, SECTOR 2 = I1 to FL, DIFF = Difference To Personal Best Lap

1 -		48.822	1:36.773	73.80	8.863	12:11:29.224
2 -	42.168	48.782	1:30.950	78.53	3.040	12:13:00.174
3 -	41.029	47.577	1:28.606	80.61	0.696	12:14:28.780
4 -	41.043	47.499	1:28.542	80.66	0.632	12:15:57.322
5 -	40.829	47.081	1:27.910 (1)	81.24		12:17:25.232
6 -	41.071	46.939	1:28.010 (2)	81.15	0.100	12:18:53.242
7 -	40.889	47.391	1:28.280 (3)	80.90	0.370	12:20:21.522

P7	5	Barry MANTELL	Suzuki - streets installations
IDEAL LAP TIME : 1:27.773		BEST LAP TIME : 1:27.832	DIFFERENCE : 0.059

LAP	SECTOR 1	SECTOR 2	LAP TIME	MPH	DIFF	TIME OF DAY
1 -		47.364	1:36.274	74.18	8.442	12:11:28.725
2 -	42.430	47.915	1:30.345	79.05	2.513	12:12:59.070
3 -	42.155	47.967	1:30.122	79.25	2.290	12:14:29.192
4 -	41.369	48.077	1:29.446 (3)	79.85	1.614	12:15:58.638
5 -	41.755	47.605	1:29.360 (2)	79.92	1.528	12:17:27.998
6 -	42.518	47.574	1:30.092	79.28	2.260	12:18:58.090
7 -	41.428	46.404	1:27.832 (1)	81.32		12:20:25.922

P8	81	Malvern MAY	Suzuki -
IDEAL LAP TIME : 1:27.778		BEST LAP TIME : 1:28.627	DIFFERENCE : 0.849

LAP	SECTOR 1	SECTOR 2	LAP TIME	MPH	DIFF	TIME OF DAY
1 -		47.945	1:37.535	73.23	8.908	12:11:29.986
2 -	42.173	48.082	1:30.255	79.13	1.628	12:13:00.241
3 -	42.931	47.228	1:30.159	79.22	1.532	12:14:30.400
4 -	41.862	47.457	1:29.319	79.96	0.692	12:15:59.719
5 -	41.042	47.585	1:28.627 (1)	80.59		12:17:28.346
6 -	42.158	46.736	1:28.894 (3)	80.34	0.267	12:18:57.240
7 -	41.484	47.382	1:28.866 (2)	80.37	0.239	12:20:26.106

P9	131	Emma SELWAY	Suzuki -
IDEAL LAP TIME : 1:29.091		BEST LAP TIME : 1:30.284	DIFFERENCE : 1.193

LAP	SECTOR 1	SECTOR 2	LAP TIME	MPH	DIFF	TIME OF DAY
1 -		48.231	1:37.609	73.17	7.325	12:11:30.060
2 -	42.385	47.934	1:30.319 (2)	79.08	0.035	12:13:00.379
3 -	42.480	48.145	1:30.625	78.81	0.341	12:14:31.004
4 -	41.157	52.674	1:33.831	76.12	3.547	12:16:04.835
5 -	42.076	48.387	1:30.463 (3)	78.95	0.179	12:17:35.298
6 -	42.159	48.125	1:30.284 (1)	79.11		12:19:05.582
7 -	42.206	50.492	1:32.698	77.05	2.414	12:20:38.280

P10	98	Steven TOPPING	Suzuki - HDS / Nutsmoto
IDEAL LAP TIME : 1:27.062		BEST LAP TIME : 1:28.596	DIFFERENCE : 1.534

LAP	SECTOR 1	SECTOR 2	LAP TIME	MPH	DIFF	TIME OF DAY
1 -		47.373	1:35.471 (3)	74.81	6.875	12:11:27.922
2 -	47.065	46.762	1:33.827 (2)	76.12	5.231	12:13:01.749
3 -	41.505	47.091	1:28.596 (1)	80.61		12:14:30.345

P11	58	Steve COSTIN	Suzuki - AUTO REVIVE, SAKURA, LKY7SPORTS
IDEAL LAP TIME :		BEST LAP TIME : 1:34.557	DIFFERENCE :

LAP	SECTOR 1	SECTOR 2	LAP TIME	MPH	DIFF	TIME OF DAY
1 -		47.467	1:34.557 (1)	75.53		12:11:27.008

BMCRC - MRO Championships 2015 - Rnd 10 @ Snetterton 200

MRO Minitwins

RACE 5 - BEST SECTORS

SECTOR 1			SECTOR 2			IDEAL / BEST COMPARISON						
POS	NO	NAME	TIME	NO	NAME	TIME	POS	NO	NAME	IDEAL	BEST	DIFF
									PERFECT LAP	1:24.294		
1	7	HICKLING	39.400	22	POVAH	44.894	1	7	HICKLING	1:24.597	1:24.619	0.022
2	124	BUTLER	39.468	7	HICKLING	45.197	2	124	BUTLER	1:24.754	1:24.953	0.199
3	22	POVAH	40.034	124	BUTLER	45.286	3	22	POVAH	1:24.928	1:24.928	0.000
4	98	TOPPING	40.300	40	WILBY	45.520	4	40	WILBY	1:26.193	1:26.541	0.348
5	40	WILBY	40.673	5	MANTELL	46.404	5	98	TOPPING	1:27.062	1:28.596	1.534
6	35	WALSH	40.728	81	MAY	46.736	6	111	FOLKES	1:27.768	1:27.910	0.142
7	111	FOLKES	40.829	98	TOPPING	46.762	7	5	MANTELL	1:27.773	1:27.832	0.059
8	81	MAY	41.042	111	FOLKES	46.939	8	81	MAY	1:27.778	1:28.627	0.849
9	131	SELWAY	41.157	35	WALSH	47.148	9	35	WALSH	1:27.876	1:28.044	0.168
10	5	MANTELL	41.369	58	COSTIN	47.467	10	131	SELWAY	1:29.091	1:30.284	1.193
11				131	SELWAY	47.934	11	58	COSTIN		1:34.557	

Weather / Track : Cloudy / Drying

Results can be found at www.tsl-timing.com

Snetterton 200
Circuit Length = 1.9840 miles
Start: 12:09 Flag 12:19 End: 12:20

Printed - 12:21 Sunday, 25 October 2015

BMCRC - MRO Championships 2015 - Rnd 10 @ Snetterton 200

MRO Minitwins

RACE 13 - CLASSIFICATION



POS	NO	NAME	ENTRY	LAPS	TIME	GAP	DIFF	MPH	BEST	ON
1	7	Richard HICKLING	Suzuki - Lids by wood	7	9:29.904			87.73	1:19.523	7
2	40	Paul WILBY	Suzuki - Nutsmoto	7	9:33.478	3.574	3.574	87.18	1:20.365	6
3	22	Jake POVAH	Suzuki - www.78plate.com	7	9:36.761	6.857	3.283	86.68	1:21.016	6
4	35	Tyler WALSH	Suzuki - GBR Powerlines	7	9:36.935	7.031	0.174	86.66	1:21.222	7
5	5	Barry MANTELL	Suzuki - streets installations	7	9:47.309	17.405	10.374	85.13	1:22.750	3
6	131	Emma SELWAY	Suzuki -	7	9:53.268	23.364	5.959	84.27	1:23.024	3
7	58	Steve COSTIN	Suzuki - AUTO REVIVE,SAKURA,LKY7SPORTS	7	10:00.621	30.717	7.353	83.24	1:24.293	3
8	81	Malvern MAY	Suzuki -	7	10:21.266	51.362	20.645	80.47	1:26.118	6
9	169	Robert MILES	Suzuki - The Bike Shop Long Eaton	7	10:24.231	54.327	2.965	80.09	1:27.094	5

NOT CLASSIFIED

DQ 124 **Kurtis BUTLER** Suzuki - PGVM / 3vk 0

FASTEST LAP

7 **Richard HICKLING** Suzuki - Lids by wood 7 1:19.523 89.81 mph 144.54 kph

No. 124 - Disqualified for a technical infringement
90% of Race Speed = 78.95 mph

Snetterton 200
Circuit Length = 1.9840 miles
Start: 14:29 Flag 14:39 End: 14:40

Weather / Track : Cloudy / Dry

These results are provisional until the conclusion of any judicial and technical matters.

Clerk Of Course :	Timekeeper :
-------------------	--------------

Results can be found at www.tsl-timing.com

Printed - 14:41 Sunday, 25 October 2015



BMCRC - MRO Championships 2015 - Rnd 10 @ Snetterton 200

MRO Minitwins

RACE 13 - LAP CHART

LAP 1 @ 14:31:09.750		
NO	BEHIND	LAP TIME

58	18.201	1:24.371
81	37.852	1:27.750
169	38.825	1:27.094

7		1:26.800
40	0.534	1:27.334
22	0.600	1:27.400
35	1.083	1:27.883
124	1.989	1:28.789
5	2.135	1:28.935
58	3.608	1:30.408
131	3.619	1:30.419
169	8.960	1:35.760
81	12.169	1:38.969

LAP 6 @ 14:37:53.331		
NO	BEHIND	LAP TIME

7		1:20.256
40	1.462	1:20.365
124	4.720	1:21.417
22	5.057	1:21.016
35	5.332	1:21.358
5	13.572	1:23.320
131	18.521	1:24.215
58	22.982	1:25.037
81	43.714	1:26.118
169	45.865	1:27.296

LAP 2 @ 14:32:31.625		
NO	BEHIND	LAP TIME

LAP 7 @ 14:39:12.854		
NO	BEHIND	LAP TIME

7		1:21.875
40	0.291	1:21.632
22	0.776	1:22.051
35	1.349	1:22.141
124	2.043	1:21.929
5	3.267	1:23.007
131	4.968	1:23.224
58	6.526	1:24.793
169	15.486	1:28.401
81	17.478	1:27.184

LAP 3 @ 14:33:52.694		
NO	BEHIND	LAP TIME

7		1:21.069
40	0.325	1:21.103
35	1.578	1:21.298
22	1.767	1:22.060
124	1.794	1:20.820
5	4.948	1:22.750
131	6.923	1:23.024
58	9.750	1:24.293
169	23.161	1:28.744
81	23.379	1:26.970

LAP 4 @ 14:35:13.350		
NO	BEHIND	LAP TIME

7		1:20.656
40	0.515	1:20.846
35	2.703	1:21.781
124	2.772	1:21.634
22	3.001	1:21.890
5	7.222	1:22.930
131	10.314	1:24.047
58	13.555	1:24.461
81	29.827	1:27.104
169	31.456	1:28.951

LAP 5 @ 14:36:33.075		
NO	BEHIND	LAP TIME

7		1:19.725
40	1.353	1:20.563
124	3.559	1:20.512
35	4.230	1:21.252
22	4.297	1:21.021
5	10.508	1:23.011
131	14.562	1:23.973

Weather / Track : Cloudy / Dry

Results can be found at www.tsl-timing.com

Snetterton 200
Circuit Length = 1.9840 miles
Start: 14:29 Flag 14:39 End: 14:40

Printed - 14:40 Sunday, 25 October 2015

BMCRC - MRO Championships 2015 - Rnd 10 @ Snetterton 200

MRO Minitwins

RACE 13 - SECTOR ANALYSIS

SECTOR 1 = FL to I1, SECTOR 2 = I1 to FL, DIFF = Difference To Personal Best Lap

P1		7		Richard HICKLING		Suzuki - Lids by wood	
IDEAL LAP TIME : 1:19.457		BEST LAP TIME : 1:19.523		DIFFERENCE : 0.066			
LAP	SECTOR 1	SECTOR 2	LAP TIME	MPH	DIFF	TIME OF DAY	
1 -		43.999	1:26.800	82.28	7.277	14:31:09.750	
2 -	38.441	43.434	1:21.875	87.23	2.352	14:32:31.625	
3 -	37.980	43.089	1:21.069	88.10	1.546	14:33:52.694	
4 -	38.186	42.470	1:20.656	88.55	1.133	14:35:13.350	
5 -	37.589	42.136	1:19.725 (2)	89.58	0.202	14:36:33.075	
6 -	38.034	42.222	1:20.256 (3)	88.99	0.733	14:37:53.331	
7 -	37.655	41.868	1:19.523 (1)	89.81		14:39:12.854	

P2		40		Paul WILBY		Suzuki - Nutsmoto	
IDEAL LAP TIME : 1:20.121		BEST LAP TIME : 1:20.365		DIFFERENCE : 0.244			
LAP	SECTOR 1	SECTOR 2	LAP TIME	MPH	DIFF	TIME OF DAY	
1 -		43.815	1:27.334	81.78	6.969	14:31:10.284	
2 -	38.832	42.800	1:21.632	87.49	1.267	14:32:31.916	
3 -	38.278	42.825	1:21.103	88.06	0.738	14:33:53.019	
4 -	38.544	42.302	1:20.846 (3)	88.34	0.481	14:35:13.865	
5 -	37.823	42.740	1:20.563 (2)	88.65	0.198	14:36:34.428	
6 -	38.067	42.298	1:20.365 (1)	88.87		14:37:54.793	
7 -	38.448	43.187	1:21.635	87.49	1.270	14:39:16.428	

P3		124		Kurtis BUTLER		Suzuki - PGVM / 3vk	
IDEAL LAP TIME : 1:20.512		BEST LAP TIME : 1:20.512		DIFFERENCE : 0.000			
LAP	SECTOR 1	SECTOR 2	LAP TIME	MPH	DIFF	TIME OF DAY	
1 -		44.002	1:28.789	80.44	8.277	14:31:11.739	
2 -	38.668	43.261	1:21.929	87.17	1.417	14:32:33.668	
3 -	38.208	42.612	1:20.820 (2)	88.37	0.308	14:33:54.488	
4 -	38.516	43.118	1:21.634	87.49	1.122	14:35:16.122	
5 -	37.960	42.552	1:20.512 (1)	88.71		14:36:36.634	
6 -	38.498	42.919	1:21.417 (3)	87.72	0.905	14:37:58.051	
7 -	38.512	43.085	1:21.597	87.53	1.085	14:39:19.648	

P4		22		Jake POVAH		Suzuki - www.78plate.com	
IDEAL LAP TIME : 1:20.879		BEST LAP TIME : 1:21.016		DIFFERENCE : 0.137			
LAP	SECTOR 1	SECTOR 2	LAP TIME	MPH	DIFF	TIME OF DAY	
1 -		43.725	1:27.400	81.72	6.384	14:31:10.350	
2 -	38.923	43.128	1:22.051	87.04	1.035	14:32:32.401	
3 -	39.072	42.988	1:22.060	87.04	1.044	14:33:54.461	
4 -	39.144	42.746	1:21.890	87.22	0.874	14:35:16.351	
5 -	38.526	42.495	1:21.021 (2)	88.15	0.005	14:36:37.372	
6 -	38.384	42.632	1:21.016 (1)	88.16		14:37:58.388	
7 -	38.694	42.629	1:21.323 (3)	87.82	0.307	14:39:19.711	

P5		35		Tyler WALSH		Suzuki - GBR Powerlines	
IDEAL LAP TIME : 1:21.051		BEST LAP TIME : 1:21.222		DIFFERENCE : 0.171			
LAP	SECTOR 1	SECTOR 2	LAP TIME	MPH	DIFF	TIME OF DAY	
1 -		43.551	1:27.883	81.27	6.661	14:31:10.833	
2 -	39.072	43.069	1:22.141	86.95	0.919	14:32:32.974	
3 -	38.376	42.922	1:21.298 (3)	87.85	0.076	14:33:54.272	
4 -	38.601	43.180	1:21.781	87.33	0.559	14:35:16.053	
5 -	38.509	42.743	1:21.252 (2)	87.90	0.030	14:36:37.305	
6 -	38.336	43.022	1:21.358	87.79	0.136	14:37:58.663	
7 -	38.308	42.914	1:21.222 (1)	87.93		14:39:19.885	

P6		5		Barry MANTELL		Suzuki - streets installations	
IDEAL LAP TIME : 1:22.750		BEST LAP TIME : 1:22.750		DIFFERENCE : 0.000			
LAP	SECTOR 1	SECTOR 2	LAP TIME	MPH	DIFF	TIME OF DAY	
1 -							
2 -							
3 -							
4 -							
5 -							
6 -							
7 -							

Weather / Track : Cloudy / Dry

Snetterton 200
Circuit Length = 1.9840 miles
Start: 14:29 Flag 14:39 End: 14:40

BMCRC - MRO Championships 2015 - Rnd 10 @ Snetterton 200

MRO Minitwins

RACE 13 - SECTOR ANALYSIS

SECTOR 1 = FL to I1, SECTOR 2 = I1 to FL, DIFF = Difference To Personal Best Lap

1 -		43.977	1:28.935	80.31	6.185	14:31:11.885
2 -	39.368	43.639	1:23.007 (3)	86.04	0.257	14:32:34.892
3 -	39.255	43.495	1:22.750 (1)	86.31		14:33:57.642
4 -	39.400	43.530	1:22.930 (2)	86.12	0.180	14:35:20.572
5 -	39.391	43.620	1:23.011	86.04	0.261	14:36:43.583
6 -	39.572	43.748	1:23.320	85.72	0.570	14:38:06.903
7 -	39.390	43.966	1:23.356	85.68	0.606	14:39:30.259

P7 131 Emma SELWAY		Suzuki -				
IDEAL LAP TIME : 1:22.875		BEST LAP TIME : 1:23.024		DIFFERENCE : 0.149		
LAP	SECTOR 1	SECTOR 2	LAP TIME	MPH	DIFF	TIME OF DAY
1 -		44.296	1:30.419	78.99	7.395	14:31:13.369
2 -	38.844	44.380	1:23.224 (2)	85.82	0.200	14:32:36.593
3 -	38.993	44.031	1:23.024 (1)	86.02		14:33:59.617
4 -	39.861	44.186	1:24.047	84.98	1.023	14:35:23.664
5 -	39.203	44.770	1:23.973 (3)	85.05	0.949	14:36:47.637
6 -	39.370	44.845	1:24.215	84.81	1.191	14:38:11.852
7 -	39.727	44.639	1:24.366	84.66	1.342	14:39:36.218

P8 58 Steve COSTIN		Suzuki - AUTO REVIVE,SAKURA,LKY7SPORTS				
IDEAL LAP TIME : 1:24.220		BEST LAP TIME : 1:24.293		DIFFERENCE : 0.073		
LAP	SECTOR 1	SECTOR 2	LAP TIME	MPH	DIFF	TIME OF DAY
1 -		44.715	1:30.408	79.00	6.115	14:31:13.358
2 -	39.726	45.067	1:24.793	84.23	0.500	14:32:38.151
3 -	39.636	44.657	1:24.293 (1)	84.73		14:34:02.444
4 -	39.673	44.788	1:24.461 (3)	84.56	0.168	14:35:26.905
5 -	39.787	44.584	1:24.371 (2)	84.65	0.078	14:36:51.276
6 -	39.849	45.188	1:25.037	83.99	0.744	14:38:16.313
7 -	40.887	46.371	1:27.258	81.85	2.965	14:39:43.571

P9 81 Malvern MAY		Suzuki -				
IDEAL LAP TIME : 1:26.118		BEST LAP TIME : 1:26.118		DIFFERENCE : 0.000		
LAP	SECTOR 1	SECTOR 2	LAP TIME	MPH	DIFF	TIME OF DAY
1 -		49.206	1:38.969	72.16	12.851	14:31:21.919
2 -	41.118	46.066	1:27.184	81.92	1.066	14:32:49.103
3 -	40.682	46.288	1:26.970 (2)	82.12	0.852	14:34:16.073
4 -	41.176	45.928	1:27.104 (3)	82.00	0.986	14:35:43.177
5 -	41.467	46.283	1:27.750	81.39	1.632	14:37:10.927
6 -	40.474	45.644	1:26.118 (1)	82.93		14:38:37.045
7 -	40.795	46.376	1:27.171	81.93	1.053	14:40:04.216

P10 169 Robert MILES		Suzuki - The Bike Shop Long Eaton				
IDEAL LAP TIME : 1:27.079		BEST LAP TIME : 1:27.094		DIFFERENCE : 0.015		
LAP	SECTOR 1	SECTOR 2	LAP TIME	MPH	DIFF	TIME OF DAY
1 -		47.592	1:35.760	74.58	8.666	14:31:18.710
2 -	41.365	47.036	1:28.401	80.79	1.307	14:32:47.111
3 -	41.695	47.049	1:28.744	80.48	1.650	14:34:15.855
4 -	41.883	47.068	1:28.951	80.29	1.857	14:35:44.806
5 -	41.181	45.913	1:27.094 (1)	82.00		14:37:11.900
6 -	41.166	46.130	1:27.296 (2)	81.81	0.202	14:38:39.196
7 -	41.429	46.556	1:27.985 (3)	81.17	0.891	14:40:07.181

Weather / Track : Cloudy / Dry

Snetterton 200
Circuit Length = 1.9840 miles
Start: 14:29 Flag 14:39 End: 14:40

BMCRC - MRO Championships 2015 - Rnd 10 @ Snetterton 200

MRO Minitwins

RACE 13 - BEST SECTORS

SECTOR 1			SECTOR 2			IDEAL / BEST COMPARISON						
POS	NO	NAME	TIME	NO	NAME	TIME	POS	NO	NAME	IDEAL	BEST	DIFF
									PERFECT LAP	1:19.457		
1	7	HICKLING	37.589	7	HICKLING	41.868	1	7	HICKLING	1:19.457	1:19.523	0.066
2	40	WILBY	37.823	40	WILBY	42.298	2	40	WILBY	1:20.121	1:20.365	0.244
3	124	BUTLER	37.960	22	POVAH	42.495	3	124	BUTLER	1:20.512	1:20.512	0.000
4	35	WALSH	38.308	124	BUTLER	42.552	4	22	POVAH	1:20.879	1:21.016	0.137
5	22	POVAH	38.384	35	WALSH	42.743	5	35	WALSH	1:21.051	1:21.222	0.171
6	131	SELWAY	38.844	5	MANTELL	43.495	6	5	MANTELL	1:22.750	1:22.750	0.000
7	5	MANTELL	39.255	131	SELWAY	44.031	7	131	SELWAY	1:22.875	1:23.024	0.149
8	58	COSTIN	39.636	58	COSTIN	44.584	8	58	COSTIN	1:24.220	1:24.293	0.073
9	81	MAY	40.474	81	MAY	45.644	9	81	MAY	1:26.118	1:26.118	0.000
10	169	MILES	41.166	169	MILES	45.913	10	169	MILES	1:27.079	1:27.094	0.015

Weather / Track : Cloudy / Dry

Results can be found at www.tsl-timing.com

Snetterton 200

Circuit Length = 1.9840 miles

Start: 14:29 Flag 14:39 End: 14:40

Printed - 14:40 Sunday, 25 October 2015



MRO Powerbikes inc Clubman 1000 & BMCRC Rookie 1000

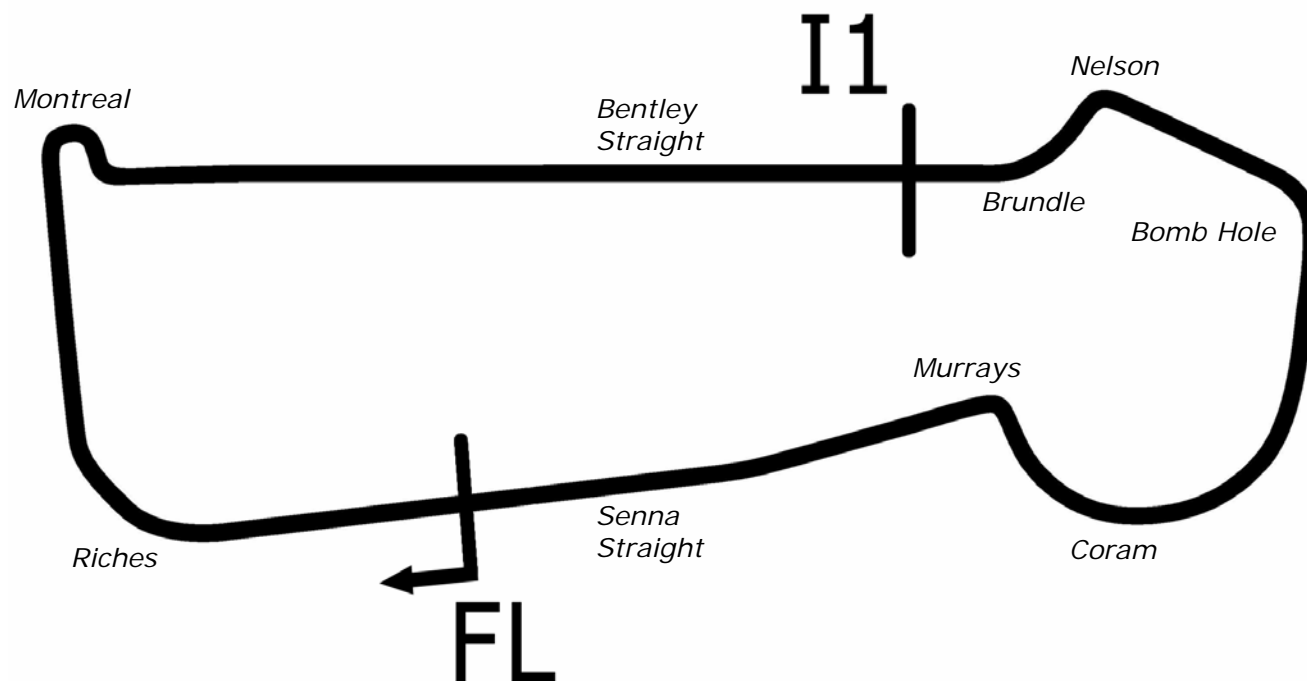
Snetterton 200

24th & 25th October 2015



Results Provided by Timing Solutions Ltd
www.tsl-timing.com

Snetterton 200



Length	1.9840 miles	3193.0 m	
FL		52.46340 N	0.94476 E
I1	1612m	52.46617 N	0.94964 E
Pit Entry	2987m	52.46364 N	0.94774 E
Pit Exit	40m after FL	52.46338 N	0.94420 E
Pit Entry–Pit Exit 246m, 14.7s @60kph, 11.0s @80kph			

All results available at www.tsl-timing.com

BMCRC - MRO Championships 2015 - Rnd 10 @ Snetterton 200

ePayMe MRO Powerbikes inc Clubman 1000 & BMCRC Rookie 1000



QUALIFYING - CLASSIFICATION

POS	NO	CL	PIC NAME	ENTRY	TIME	ON	LAPS	GAP	DIFF	MPH
1	158		1 Seb KELLY	Yamaha - Go racing Developments	1:11.459	5	5			99.95
2	21		2 Peter BAKER	Kawasaki -	1:12.933	5	8	1.474	1.474	97.93
3	47		3 Daryl DANCE	Yamaha - 2 brothers scaffolding/Dad	1:13.235	11	11	1.776	0.302	97.52
4	3		4 Colin PARKER	Kawasaki - Global Robots	1:14.323	9	9	2.864	1.088	96.10
5	173		5 Stephen DRAPER	Kawasaki -	1:14.409	10	11	2.950	0.086	95.99
6	72		6 Michael O'BRIEN	Yamaha -	1:14.712	9	9	3.253	0.303	95.60
7	92	C	1 Mark SYKES	Kawasaki - Mark Bowden / Tilted Barrel / Sykes Roofing	1:14.858	8	11	3.399	0.146	95.41
8	141	C	2 Ramone DURRANI	Kawasaki -	1:15.125	6	11	3.666	0.267	95.07
9	31	C	3 Jack CROUCHER	Kawasaki - co-Tron	1:15.182	10	10	3.723	0.057	95.00
10	24	C	4 Alan SMITH	Kawasaki - Mervyn Lambert Plant / Orwells Mcs	1:15.312	7	7	3.853	0.130	94.83
11	14		7 Chris BURRAGE	Yamaha - David Burrage	1:15.989	7	8	4.530	0.677	93.99
12	76		8 Jason BYARD	Suzuki - May Construction	1:16.119	4	7	4.660	0.130	93.83
13	27	R	1 Dan COX	BMW - DC Racing/ Oakwood Joinery LTD	1:17.026	5	7	5.567	0.907	92.72
14	37	C	5 Aldo MORELLO	BMW - UK Roofing & Plastics Supplies Ltd	1:17.117	6	10	5.658	0.091	92.61
15	142	C	6 Ross BARNES	Kawasaki - FPRacing Chasbikes	1:17.207	8	10	5.748	0.090	92.51
16	191	R	2 Matthew STREETER	Honda - Alltrades Building Services (EA) Ltd	1:17.826	7	8	6.367	0.619	91.77
17	79	R	3 Rodney HACLIN	Suzuki - www.manormews.co.uk	1:18.075	8	9	6.616	0.249	91.48
18	52	R	4 Lee BARRETT	Honda - LKJ contract cleaning	1:18.076	3	5	6.617	0.001	91.48
19	74	C	7 Andrew BURKE	Honda -	1:18.739	6	10	7.280	0.663	90.71
20	46	C	8 Simon GATES	Yamaha - No Talentino Rossi (Team FATI Yamaha)	1:18.820	10	11	7.361	0.081	90.61
21	26	R	5 Eiren LONGWILL	Honda -	1:18.924	7	9	7.465	0.104	90.49
22	58*		9 Vince BUTLER	Yamaha -	1:19.123	9	11	7.664	0.199	90.27
23	29	R	6 Aaron COADY	Kawasaki - Palmer Performance / Tyres4Bikes	1:19.338	3	6	7.879	0.215	90.02
24	9	R	7 Mark O'BRIEN	Ducati - obrienhifi.com	1:19.417	9	10	7.958	0.079	89.93
25	11	R	8 Mick WHALLEY	Yamaha -	1:20.291	9	10	8.832	0.874	88.95
26	10	R	9 Mark MASKELL	BMW - h4hrr.co.uk - Poppy Nursing Services	1:20.736	4	6	9.277	0.445	88.46
27	112		10 James NAGY	Honda -	1:21.224	2	2	9.765	0.488	87.93
28	98	R	10 Thomas KIY	Kawasaki - myself	1:21.606	4	5	10.147	0.382	87.52
29	57	C	9 David MILLS	Kawasaki - Area 51 Racing	1:21.840	2	2	10.381	0.234	87.27
30	88		11 Mark THOMPSON	Yamaha - Flintstone Tyres / David Simon Tuning	1:22.940	10	10	11.481	1.100	86.11

* No 58 - Please fit a working transponder

Weather / Track : Cloudy / Dry

These results are provisional until the conclusion of any judicial and technical matters.

Snetterton 200

Circuit Length = 1.9840 miles

Start: 10:32 Flag 10:47 End: 10:48

Clerk Of Course :	Timekeeper :
-------------------	--------------

Results can be found at www.tsl-timing.com

Printed - 10:48 Saturday, 24 October 2015



BMCRC - MRO Championships 2015 - Rnd 10 @ Snetterton 200

ePayMe MRO Powerbikes inc Clubman 1000 & BMCRC Rookie 1000

QUALIFYING - SECTOR ANALYSIS

SECTOR 1 = FL to I1, SECTOR 2 = I1 to FL, DIFF = Difference To Personal Best Lap

P1 158		Seb KELLY		Yamaha - Go racing Developments			
IDEAL LAP TIME : 1:11.459		BEST LAP TIME : 1:11.459		DIFFERENCE : 0.000			
LAP	SECTOR 1	SECTOR 2	LAP TIME	MPH	DIFF	TIME OF DAY	
1 -	36.958	41.542	1:18.500	90.98	7.041	10:34:18.805	
2 -	34.472	40.472	1:14.944	95.30	3.485	10:35:33.749	
3 -	33.419	39.090	1:12.509 (3)	98.50	1.050	10:36:46.258	
4 -	33.345	38.486	1:11.831 (2)	99.43	0.372	10:37:58.089	
5 -	33.099	38.360	1:11.459 (1)	99.95		10:39:09.548	

P2 21		Peter BAKER		Kawasaki -			
IDEAL LAP TIME : 1:12.933		BEST LAP TIME : 1:12.933		DIFFERENCE : 0.000			
LAP	SECTOR 1	SECTOR 2	LAP TIME	MPH	DIFF	TIME OF DAY	
1 -	OUTLAP	41.627	1:19.383	89.97	6.450	10:35:54.787	
2 -	34.268	40.344	1:14.612	95.72	1.679	10:37:09.399	
3 -	34.442	40.367	1:14.809	95.47	1.876	10:38:24.208	
4 -	35.092	39.795	1:14.887	95.37	1.954	10:39:39.095	
5 -	33.654	39.279	1:12.933 (1)	97.93		10:40:52.028	
6 -	34.129	40.265	1:14.394 (3)	96.00	1.461	10:42:06.422	
7 -	33.707	39.690	1:13.397 (2)	97.31	0.464	10:43:19.819	
8 -	34.050	41.649	1:15.699	94.35	2.766	10:44:35.518	

P3 47		Daryl DANCE		Yamaha - 2 brothers scaffolding/Dad			
IDEAL LAP TIME : 1:12.918		BEST LAP TIME : 1:13.235		DIFFERENCE : 0.317			
LAP	SECTOR 1	SECTOR 2	LAP TIME	MPH	DIFF	TIME OF DAY	
1 -	37.038	40.736	1:17.774	91.83	4.539	10:34:40.085	
2 -	35.169	40.280	1:15.449	94.66	2.214	10:35:55.534	
3 -	34.393	40.059	1:14.452	95.93	1.217	10:37:09.986	
4 -	34.292	40.508	1:14.800	95.48	1.565	10:38:24.786	
5 -	34.985	39.769	1:14.754	95.54	1.519	10:39:39.540	
6 -	34.266	39.322	1:13.588	97.06	0.353	10:40:53.128	
7 -	33.973	39.657	1:13.630	97.00	0.395	10:42:06.758	
8 -	33.690	39.776	1:13.466 (2)	97.22	0.231	10:43:20.224	
9 -	34.084	39.423	1:13.507 (3)	97.16	0.272	10:44:33.731	
10 -	34.450	39.691	1:14.141	96.33	0.906	10:45:47.872	
11 -	34.007	39.228	1:13.235 (1)	97.52		10:47:01.107	

P4 3		Colin PARKER		Kawasaki - Global Robots			
IDEAL LAP TIME : 1:14.323		BEST LAP TIME : 1:14.323		DIFFERENCE : 0.000			
LAP	SECTOR 1	SECTOR 2	LAP TIME	MPH	DIFF	TIME OF DAY	
1 -	38.239	42.022	1:20.261	88.99	5.938	10:34:20.964	
2 -	35.648	41.026	1:16.674	93.15	2.351	10:35:37.638	
3 -	35.141	40.725	1:15.866	94.14	1.543	10:36:53.504	
4 -	34.586	39.968	1:14.554 (2)	95.80	0.231	10:38:08.058	
5 -	34.528	40.145	1:14.673 (3)	95.65	0.350	10:39:22.731	
6 -	34.745	40.155	1:14.900	95.36	0.577	10:40:37.631	
7 -	34.729	40.120	1:14.849	95.42	0.526	10:41:52.480	
8 -	34.627	40.146	1:14.773	95.52	0.450	10:43:07.253	
9 -	34.432	39.891	1:14.323 (1)	96.10		10:44:21.576	

P5 173		Stephen DRAPER		Kawasaki -			
IDEAL LAP TIME : 1:13.927		BEST LAP TIME : 1:14.409		DIFFERENCE : 0.482			
LAP	SECTOR 1	SECTOR 2	LAP TIME	MPH	DIFF	TIME OF DAY	
1 -	38.486	43.517	1:22.003	87.10	7.594	10:34:52.557	
2 -	35.702	42.157	1:17.859	91.73	3.450	10:36:10.416	
3 -	34.669	40.606	1:15.275	94.88	0.866	10:37:25.691	
4 -	33.939	41.135	1:15.074	95.13	0.665	10:38:40.765	
5 -	34.762	40.592	1:15.354	94.78	0.945	10:39:56.119	
6 -	34.006	40.834	1:14.840	95.43	0.431	10:41:10.959	
7 -	34.300	42.459	1:16.759	93.05	2.350	10:42:27.718	

Snetterton 200

Circuit Length = 1.9840 miles

Start: 10:32 Flag 10:47 End: 10:48

Weather / Track : Cloudy / Dry

BMCRC - MRO Championships 2015 - Rnd 10 @ Snetterton 200

ePayMe MRO Powerbikes inc Clubman 1000 & BMCRC Rookie 1000

QUALIFYING - SECTOR ANALYSIS

SECTOR 1 = FL to I1, SECTOR 2 = I1 to FL, DIFF = Difference To Personal Best Lap

8 -	34.282	40.143	1:14.425 (2)	95.96	0.016	10:43:42.143
9 -	34.081	40.356	1:14.437 (3)	95.95	0.028	10:44:56.580
10 -	34.264	40.145	1:14.409 (1)	95.99		10:46:10.989
11 -	34.666	39.988	1:14.654	95.67	0.245	10:47:25.643

P6	72	Michael O'BRIEN	Yamaha -			
IDEAL LAP TIME : 1:14.712		BEST LAP TIME : 1:14.712		DIFFERENCE : 0.000		
LAP	SECTOR 1	SECTOR 2	LAP TIME	MPH	DIFF	TIME OF DAY
1 -	44.902	45.990	1:30.892	78.58	16.180	10:35:26.085
2 -	38.732	42.625	1:21.357	87.79	6.645	10:36:47.442
3 -	35.427	41.264	1:16.691	93.13	1.979	10:38:04.133
4 -	34.960	40.713	1:15.673	94.38	0.961	10:39:19.806
5 -	34.868	40.732	1:15.600 (3)	94.47	0.888	10:40:35.406
6 -	35.031	40.837	1:15.868	94.14	1.156	10:41:51.274
7 -	39.042	41.545	1:20.587	88.63	5.875	10:43:11.861
8 -	34.976	40.609	1:15.585 (2)	94.49	0.873	10:44:27.446
9 -	34.578	40.134	1:14.712 (1)	95.60		10:45:42.158

P7	92 C	Mark SYKES	Kawasaki - Mark Bowden / Tilted Barrel / Sykes Roofing			
IDEAL LAP TIME : 1:14.132		BEST LAP TIME : 1:14.858		DIFFERENCE : 0.726		
LAP	SECTOR 1	SECTOR 2	LAP TIME	MPH	DIFF	TIME OF DAY
1 -	38.716	44.796	1:23.512	85.52	8.654	10:34:44.356
2 -	36.109	42.736	1:18.845	90.58	3.987	10:36:03.201
3 -	35.093	41.091	1:16.184	93.75	1.326	10:37:19.385
4 -	35.125	40.232	1:15.357	94.78	0.499	10:38:34.742
5 -	35.699	41.694	1:17.393	92.28	2.535	10:39:52.135
6 -	34.757	40.824	1:15.581	94.50	0.723	10:41:07.716
7 -	35.472	41.816	1:17.288	92.41	2.430	10:42:25.004
8 -	34.526	40.332	1:14.858 (1)	95.41		10:43:39.862
9 -	34.879	40.258	1:15.137 (2)	95.06	0.279	10:44:54.999
10 -	34.781	41.076	1:15.857	94.15	0.999	10:46:10.856
11 -	35.603	39.606	1:15.209 (3)	94.96	0.351	10:47:26.065

P8	141 C	Ramone DURRANI	Kawasaki -			
IDEAL LAP TIME : 1:14.996		BEST LAP TIME : 1:15.125		DIFFERENCE : 0.129		
LAP	SECTOR 1	SECTOR 2	LAP TIME	MPH	DIFF	TIME OF DAY
1 -	40.231	44.419	1:24.650	84.37	9.525	10:35:08.212
2 -	36.242	41.940	1:18.182	91.35	3.057	10:36:26.394
3 -	35.568	41.413	1:16.981	92.78	1.856	10:37:43.375
4 -	34.412	41.082	1:15.494	94.61	0.369	10:38:58.869
5 -	34.926	41.362	1:16.288	93.62	1.163	10:40:15.157
6 -	34.541	40.584	1:15.125 (1)	95.07		10:41:30.282
7 -	35.452	40.857	1:16.309	93.60	1.184	10:42:46.591
8 -	34.978	41.606	1:16.584	93.26	1.459	10:44:03.175
9 -	34.794	40.683	1:15.477 (3)	94.63	0.352	10:45:18.652
10 -	34.616	40.636	1:15.252 (2)	94.91	0.127	10:46:33.904
11 -	34.521	40.970	1:15.491	94.61	0.366	10:47:49.395

P9	31 C	Jack CROUCHER	Kawasaki - co-Tron			
IDEAL LAP TIME : 1:15.110		BEST LAP TIME : 1:15.182		DIFFERENCE : 0.072		
LAP	SECTOR 1	SECTOR 2	LAP TIME	MPH	DIFF	TIME OF DAY
1 -	OUTLAP	46.826	1:31.536	78.02	16.354	10:36:16.649
2 -	38.223	44.034	1:22.257	86.83	7.075	10:37:38.906
3 -	36.874	42.301	1:19.175	90.21	3.993	10:38:58.081
4 -	36.262	41.225	1:17.487	92.17	2.305	10:40:15.568
5 -	35.480	40.460	1:15.940	94.05	0.758	10:41:31.508
6 -	35.202	40.501	1:15.703	94.34	0.521	10:42:47.211
7 -	35.266	40.765	1:16.031	93.94	0.849	10:44:03.242
8 -	35.146	40.437	1:15.583 (3)	94.49	0.401	10:45:18.825
9 -	35.106	40.360	1:15.466 (2)	94.64	0.284	10:46:34.291

Weather / Track : Cloudy / Dry

Snetterton 200
Circuit Length = 1.9840 miles
Start: 10:32 Flag 10:47 End: 10:48

BMCRC - MRO Championships 2015 - Rnd 10 @ Snetterton 200

ePayMe MRO Powerbikes inc Clubman 1000 & BMCRC Rookie 1000

QUALIFYING - SECTOR ANALYSIS

SECTOR 1 = FL to I1, SECTOR 2 = I1 to FL, DIFF = Difference To Personal Best Lap

10 - **34.750** 40.432 **1:15.182 (1)** **95.00** **10:47:49.473**

P10 24 C Alan SMITH			Kawasaki - Mervyn Lambert Plant / Orwells Mcs			
IDEAL LAP TIME : 1:15.247		BEST LAP TIME : 1:15.312		DIFFERENCE : 0.065		
LAP	SECTOR 1	SECTOR 2	LAP TIME	MPH	DIFF	TIME OF DAY
1 -	OUTLAP	44.898	1:25.622	83.41	10.310	10:36:03.690
2 -	36.099	42.680	1:18.779	90.66	3.467	10:37:22.469
3 -	35.284	41.877	1:17.161	92.56	1.849	10:38:39.630
4 -	35.529	40.888	1:16.417 (3)	93.46	1.105	10:39:56.047
5 -	34.902	40.482	1:15.384 (2)	94.74	0.072	10:41:11.431
6 -	35.180	41.481	1:16.661	93.17	1.349	10:42:28.092
7 -	34.765	40.547	1:15.312 (1)	94.83		10:43:43.404

P11 14 Chris BURRAGE			Yamaha - David Burrage			
IDEAL LAP TIME : 1:15.801		BEST LAP TIME : 1:15.989		DIFFERENCE : 0.188		
LAP	SECTOR 1	SECTOR 2	LAP TIME	MPH	DIFF	TIME OF DAY
1 -	39.085	43.723	1:22.808	86.25	6.819	10:35:35.428
2 -	35.921	42.050	1:17.971	91.60	1.982	10:36:53.399
3 -	35.461	41.450	1:16.911	92.86	0.922	10:38:10.310
4 -	35.287	40.927	1:16.214 (3)	93.71	0.225	10:39:26.524
5 -	35.442	40.940	1:16.382	93.51	0.393	10:40:42.906
6 -	35.366	40.703	1:16.069 (2)	93.89	0.080	10:41:58.975
7 -	35.098	40.891	1:15.989 (1)	93.99		10:43:14.964
8 -	35.518	40.794	1:16.312	93.59	0.323	10:44:31.276

P12 76 Jason BYARD			Suzuki - May Construction			
IDEAL LAP TIME : 1:15.847		BEST LAP TIME : 1:16.119		DIFFERENCE : 0.272		
LAP	SECTOR 1	SECTOR 2	LAP TIME	MPH	DIFF	TIME OF DAY
1 -	OUTLAP	43.842	1:25.922	83.12	9.803	10:35:03.884
2 -	36.377	41.376	1:17.753	91.86	1.634	10:36:21.637
3 -	36.014	41.236	1:17.250	92.46	1.131	10:37:38.887
4 -	35.125	40.994	1:16.119 (1)	93.83		10:38:55.006
5 -	36.012	40.722	1:16.734	93.08	0.615	10:40:11.740
6 -	35.297	41.100	1:16.397 (2)	93.49	0.278	10:41:28.137
7 -	35.302	41.148	1:16.450 (3)	93.42	0.331	10:42:44.587

P13 27 R Dan COX			BMW - DC Racing/ Oakwood Joinery LTD			
IDEAL LAP TIME : 1:16.531		BEST LAP TIME : 1:17.026		DIFFERENCE : 0.495		
LAP	SECTOR 1	SECTOR 2	LAP TIME	MPH	DIFF	TIME OF DAY
1 -	40.179	45.218	1:25.397	83.63	8.371	10:34:29.177
2 -	37.153	42.982	1:20.135	89.13	3.109	10:35:49.312
3 -	36.363	42.414	1:18.777	90.66	1.751	10:37:08.089
4 -	35.699	41.800	1:17.499 (3)	92.16	0.473	10:38:25.588
5 -	35.859	41.167	1:17.026 (1)	92.72		10:39:42.614
6 -	36.137	41.625	1:17.762	91.85	0.736	10:41:00.376
7 -	35.586	41.678	1:17.264 (2)	92.44	0.238	10:42:17.640

P14 37 C Aldo MORELLO			BMW - UK Roofing & Plastics Supplies Ltd			
IDEAL LAP TIME : 1:16.417		BEST LAP TIME : 1:17.117		DIFFERENCE : 0.700		
LAP	SECTOR 1	SECTOR 2	LAP TIME	MPH	DIFF	TIME OF DAY
1 -	39.076	44.423	1:23.499	85.54	6.382	10:34:25.782
2 -	37.671	42.536	1:20.207	89.05	3.090	10:35:45.989
3 -	36.359	41.717	1:18.076	91.48	0.959	10:37:04.065
4 -	37.006	42.292	1:19.298	90.07	2.181	10:38:23.363
5 -	36.869	40.845	1:17.714 (2)	91.90	0.597	10:39:41.077
6 -	35.572	41.545	1:17.117 (1)	92.61		10:40:58.194
7 -	35.962	42.238	1:18.200	91.33	1.083	10:42:16.394
8 -	36.617	42.130	1:18.747	90.70	1.630	10:43:35.141
9 -	36.128	41.729	1:17.857	91.73	0.740	10:44:52.998

Snetterton 200

Circuit Length = 1.9840 miles

Start: 10:32 Flag 10:47 End: 10:48

Weather / Track : Cloudy / Dry

BMCRC - MRO Championships 2015 - Rnd 10 @ Snetterton 200

ePayMe MRO Powerbikes inc Clubman 1000 & BMCRC Rookie 1000

QUALIFYING - SECTOR ANALYSIS

SECTOR 1 = FL to I1, SECTOR 2 = I1 to FL, DIFF = Difference To Personal Best Lap

10 - 36.024 41.744 1:17.768 (3) 91.84 0.651 10:46:10.766

P15 142 C		Ross BARNES		Kawasaki - FPRacing Chasbikes			
IDEAL LAP TIME : 1:16.958		BEST LAP TIME : 1:17.207		DIFFERENCE : 0.249			
LAP	SECTOR 1	SECTOR 2	LAP TIME	MPH	DIFF	TIME OF DAY	
1 -	42.957	46.679	1:29.636	79.68	12.429	10:35:34.280	
2 -	37.028	43.987	1:21.015	88.16	3.808	10:36:55.295	
3 -	36.340	42.796	1:19.136	90.25	1.929	10:38:14.431	
4 -	35.830	41.945	1:17.775	91.83	0.568	10:39:32.206	
5 -	35.932	42.415	1:18.347	91.16	1.140	10:40:50.553	
6 -	35.455	42.080	1:17.535 (2)	92.12	0.328	10:42:08.088	
7 -	35.690	47.106	1:22.796	86.26	5.589	10:43:30.884	
8 -	35.704	41.503	1:17.207 (1)	92.51		10:44:48.091	
9 -	36.231	43.281	1:19.512	89.82	2.305	10:46:07.603	
10 -	35.668	41.927	1:17.595 (3)	92.04	0.388	10:47:25.198	

P16 191 R		Matthew STREETER		Honda - Alltrades Building Services (EA) Ltd			
IDEAL LAP TIME : 1:17.529		BEST LAP TIME : 1:17.826		DIFFERENCE : 0.297			
LAP	SECTOR 1	SECTOR 2	LAP TIME	MPH	DIFF	TIME OF DAY	
1 -	38.664	44.022	1:22.686	86.38	4.860	10:34:25.482	
2 -	38.289	IN PIT	1:58.296 P	60.37	40.470	10:36:23.778	
3 -	OUTLAP	41.940	1:22.856	86.20	5.030	10:37:46.634	
4 -	35.896	42.148	1:18.044 (3)	91.51	0.218	10:39:04.678	
5 -	36.170	41.957	1:18.127	91.42	0.301	10:40:22.805	
6 -	36.216	42.007	1:18.223	91.30	0.397	10:41:41.028	
7 -	36.193	41.633	1:17.826 (1)	91.77		10:42:58.854	
8 -	36.058	41.887	1:17.945 (2)	91.63	0.119	10:44:16.799	

P17 79 R		Rodney HACLIN		Suzuki - www.manormews.co.uk			
IDEAL LAP TIME : 1:17.948		BEST LAP TIME : 1:18.075		DIFFERENCE : 0.127			
LAP	SECTOR 1	SECTOR 2	LAP TIME	MPH	DIFF	TIME OF DAY	
1 -	39.528	43.621	1:23.149	85.90	5.074	10:35:41.684	
2 -	37.251	43.202	1:20.453	88.77	2.378	10:37:02.137	
3 -	37.732	43.033	1:20.765	88.43	2.690	10:38:22.902	
4 -	37.234	41.962	1:19.196	90.18	1.121	10:39:42.098	
5 -	36.812	42.344	1:19.156	90.23	1.081	10:41:01.254	
6 -	36.988	42.043	1:19.031	90.37	0.956	10:42:20.285	
7 -	36.700	41.582	1:18.282 (2)	91.24	0.207	10:43:38.567	
8 -	36.366	41.709	1:18.075 (1)	91.48		10:44:56.642	
9 -	36.465	42.061	1:18.526 (3)	90.95	0.451	10:46:15.168	

P18 52 R		Lee BARRETT		Honda - LKJ contract cleaning			
IDEAL LAP TIME : 1:17.692		BEST LAP TIME : 1:18.076		DIFFERENCE : 0.384			
LAP	SECTOR 1	SECTOR 2	LAP TIME	MPH	DIFF	TIME OF DAY	
1 -	40.118	46.428	1:26.546	82.52	8.470	10:34:27.695	
2 -	37.206	43.515	1:20.721	88.48	2.645	10:35:48.416	
3 -	35.496	42.580	1:18.076 (1)	91.48		10:37:06.492	
4 -	35.572	43.281	1:18.853 (3)	90.58	0.777	10:38:25.345	
5 -	36.072	42.196	1:18.268 (2)	91.25	0.192	10:39:43.613	

P19 74 C		Andrew BURKE		Honda -			
IDEAL LAP TIME : 1:18.355		BEST LAP TIME : 1:18.739		DIFFERENCE : 0.384			
LAP	SECTOR 1	SECTOR 2	LAP TIME	MPH	DIFF	TIME OF DAY	
1 -	39.000	43.822	1:22.822	86.23	4.083	10:35:00.951	
2 -	36.376	43.425	1:19.801	89.50	1.062	10:36:20.752	
3 -	36.429	43.200	1:19.629	89.69	0.890	10:37:40.381	
4 -	36.482	42.737	1:19.219	90.16	0.480	10:38:59.600	
5 -	36.733	42.229	1:18.962 (3)	90.45	0.223	10:40:18.562	
6 -	36.311	42.428	1:18.739 (1)	90.71		10:41:37.301	

Weather / Track : Cloudy / Dry

Snetterton 200

Circuit Length = 1.9840 miles

Start: 10:32 Flag 10:47 End: 10:48

BMCRC - MRO Championships 2015 - Rnd 10 @ Snetterton 200

ePayMe MRO Powerbikes inc Clubman 1000 & BMCRC Rookie 1000

QUALIFYING - SECTOR ANALYSIS

SECTOR 1 = FL to I1, SECTOR 2 = I1 to FL, DIFF = Difference To Personal Best Lap

7 -	36.613	42.771	1:19.384	89.97	0.645	10:42:56.685
8 -	36.230	43.478	1:19.708	89.60	0.969	10:44:16.393
9 -	36.126	42.705	1:18.831 (2)	90.60	0.092	10:45:35.224
10 -	37.212	43.612	1:20.824	88.37	2.085	10:46:56.048

P20	46 C	Simon GATES	Yamaha - No Talentino Rossi (Team FATI Yamaha)			
IDEAL LAP TIME : 1:18.780		BEST LAP TIME : 1:18.820	DIFFERENCE : 0.040			
LAP	SECTOR 1	SECTOR 2	LAP TIME	MPH	DIFF	TIME OF DAY
1 -	39.924	46.371	1:26.295	82.76	7.475	10:34:27.518
2 -	37.829	44.027	1:21.856	87.25	3.036	10:35:49.374
3 -	37.693	43.135	1:20.828	88.36	2.008	10:37:10.202
4 -	36.774	42.886	1:19.660	89.66	0.840	10:38:29.862
5 -	36.640	42.800	1:19.440	89.91	0.620	10:39:49.302
6 -	36.802	42.521	1:19.323	90.04	0.503	10:41:08.625
7 -	36.673	43.648	1:20.321	88.92	1.501	10:42:28.946
8 -	36.899	42.772	1:19.671	89.65	0.851	10:43:48.617
9 -	36.834	42.460	1:19.294 (3)	90.07	0.474	10:45:07.911
10 -	36.616	42.204	1:18.820 (1)	90.61		10:46:26.731
11 -	36.576	42.591	1:19.167 (2)	90.22	0.347	10:47:45.898

P21	26 R	Eiren LONGWILL	Honda -			
IDEAL LAP TIME : 1:18.741		BEST LAP TIME : 1:18.924	DIFFERENCE : 0.183			
LAP	SECTOR 1	SECTOR 2	LAP TIME	MPH	DIFF	TIME OF DAY
1 -	42.196	47.015	1:29.211	80.06	10.287	10:34:31.773
2 -	37.417	43.215	1:20.632	88.58	1.708	10:35:52.405
3 -	36.652	44.184	1:20.836	88.35	1.912	10:37:13.241
4 -	36.718	42.511	1:19.229 (3)	90.15	0.305	10:38:32.470
5 -	36.895	42.673	1:19.568	89.76	0.644	10:39:52.038
6 -	36.439	42.770	1:19.209 (2)	90.17	0.285	10:41:11.247
7 -	36.533	42.391	1:18.924 (1)	90.49		10:42:30.171
8 -	36.350	43.391	1:19.741	89.57	0.817	10:43:49.912
9 -	36.878	43.417	1:20.295	88.95	1.371	10:45:10.207

P22	58	Vince BUTLER	Yamaha -			
IDEAL LAP TIME :		BEST LAP TIME : 1:19.123	DIFFERENCE :			
LAP	SECTOR 1	SECTOR 2	LAP TIME	MPH	DIFF	TIME OF DAY
1 -			1:29.799	79.53	10.676	10:34:45.896
2 -			1:24.674	84.35	5.551	10:36:10.570
3 -			1:22.897	86.16	3.774	10:37:33.467
4 -			1:21.457	87.68	2.334	10:38:54.924
5 -			1:20.173	89.08	1.050	10:40:15.097
6 -			1:19.254 (2)	90.12	0.131	10:41:34.351
7 -			1:22.068	87.03	2.945	10:42:56.419
8 -			1:19.881 (3)	89.41	0.758	10:44:16.300
9 -			1:19.123 (1)	90.27		10:45:35.423
10 -			1:20.685	88.52	1.562	10:46:56.108
11 -			1:22.006	87.09	2.883	10:48:18.114

P23	29 R	Aaron COADY	Kawasaki - Palmer Performance / Tyres4Bikes			
IDEAL LAP TIME : 1:18.930		BEST LAP TIME : 1:19.338	DIFFERENCE : 0.408			
LAP	SECTOR 1	SECTOR 2	LAP TIME	MPH	DIFF	TIME OF DAY
1 -	39.864	44.114	1:23.978	85.05	4.640	10:34:23.253
2 -	37.546	43.651	1:21.197	87.96	1.859	10:35:44.450
3 -	36.802	42.536	1:19.338 (1)	90.02		10:37:03.788
4 -	36.675	42.710	1:19.385 (2)	89.97	0.047	10:38:23.173
5 -	37.175	42.255	1:19.430 (3)	89.92	0.092	10:39:42.603
6 -	37.096	42.457	1:19.553	89.78	0.215	10:41:02.156

Weather / Track : Cloudy / Dry

Snetterton 200
Circuit Length = 1.9840 miles
Start: 10:32 Flag 10:47 End: 10:48

BMCRC - MRO Championships 2015 - Rnd 10 @ Snetterton 200

ePayMe MRO Powerbikes inc Clubman 1000 & BMCRC Rookie 1000

QUALIFYING - SECTOR ANALYSIS

SECTOR 1 = FL to I1, SECTOR 2 = I1 to FL, DIFF = Difference To Personal Best Lap

P24		9 R		Mark O'BRIEN		Ducati - obrienhifi.com	
IDEAL LAP TIME : 1:19.417		BEST LAP TIME : 1:19.417		DIFFERENCE : 0.000			
LAP	SECTOR 1	SECTOR 2	LAP TIME	MPH	DIFF	TIME OF DAY	
1 -	44.998	47.228	1:32.226	77.44	12.809	10:35:42.022	
2 -	37.813	44.021	1:21.834	87.28	2.417	10:37:03.856	
3 -	37.753	43.806	1:21.559	87.57	2.142	10:38:25.415	
4 -	38.052	43.543	1:21.595	87.53	2.178	10:39:47.010	
5 -	37.216	43.356	1:20.572 (3)	88.64	1.155	10:41:07.582	
6 -	37.307	43.832	1:21.139	88.02	1.722	10:42:28.721	
7 -	37.186	43.413	1:20.599	88.61	1.182	10:43:49.320	
8 -	36.744	43.225	1:19.969 (2)	89.31	0.552	10:45:09.289	
9 -	36.653	42.764	1:19.417 (1)	89.93		10:46:28.706	
10 -	37.405	43.195	1:20.600	88.61	1.183	10:47:49.306	

P25		11 R		Mick WHALLEY		Yamaha -	
IDEAL LAP TIME : 1:19.804		BEST LAP TIME : 1:20.291		DIFFERENCE : 0.487			
LAP	SECTOR 1	SECTOR 2	LAP TIME	MPH	DIFF	TIME OF DAY	
1 -	40.063	45.650	1:25.713	83.33	5.422	10:34:59.518	
2 -	36.982	43.992	1:20.974	88.20	0.683	10:36:20.492	
3 -	38.057	44.735	1:22.792	86.27	2.501	10:37:43.284	
4 -	37.612	44.069	1:21.681	87.44	1.390	10:39:04.965	
5 -	38.075	43.298	1:21.373	87.77	1.082	10:40:26.338	
6 -	36.506	46.946	1:23.452	85.58	3.161	10:41:49.790	
7 -	37.336	43.312	1:20.648 (2)	88.56	0.357	10:43:10.438	
8 -	37.081	43.591	1:20.672	88.53	0.381	10:44:31.110	
9 -	36.633	43.658	1:20.291 (1)	88.95		10:45:51.401	
10 -	36.714	43.938	1:20.652 (3)	88.55	0.361	10:47:12.053	

P26		10 R		Mark MASKELL		BMW - h4hr.co.uk - Poppy Nursing Services	
IDEAL LAP TIME : 1:20.736		BEST LAP TIME : 1:20.736		DIFFERENCE : 0.000			
LAP	SECTOR 1	SECTOR 2	LAP TIME	MPH	DIFF	TIME OF DAY	
1 -	41.220	46.720	1:27.940	81.22	7.204	10:34:32.554	
2 -	38.779	45.266	1:24.045	84.98	3.309	10:35:56.599	
3 -	38.051	44.112	1:22.163 (3)	86.93	1.427	10:37:18.762	
4 -	37.093	43.643	1:20.736 (1)	88.46		10:38:39.498	
5 -	37.499	44.791	1:22.290	86.79	1.554	10:40:01.788	
6 -	37.281	43.803	1:21.084 (2)	88.08	0.348	10:41:22.872	

P27		112		James NAGY		Honda -	
IDEAL LAP TIME : 1:21.224		BEST LAP TIME : 1:21.224		DIFFERENCE : 0.000			
LAP	SECTOR 1	SECTOR 2	LAP TIME	MPH	DIFF	TIME OF DAY	
1 -	41.604	45.137	1:26.741 (2)	82.34	5.517	10:34:30.091	
2 -	37.327	43.897	1:21.224 (1)	87.93		10:35:51.315	

P28		98 R		Thomas KIY		Kawasaki - myself	
IDEAL LAP TIME : 1:21.606		BEST LAP TIME : 1:21.606		DIFFERENCE : 0.000			
LAP	SECTOR 1	SECTOR 2	LAP TIME	MPH	DIFF	TIME OF DAY	
1 -	43.151	46.963	1:30.114	79.26	8.508	10:34:33.932	
2 -	39.269	44.573	1:23.842	85.19	2.236	10:35:57.774	
3 -	38.307	43.934	1:22.241 (2)	86.84	0.635	10:37:20.015	
4 -	37.997	43.609	1:21.606 (1)	87.52		10:38:41.621	
5 -	38.451	44.851	1:23.302 (3)	85.74	1.696	10:40:04.923	

P29		57 C		David MILLS		Kawasaki - Area 51 Racing	
IDEAL LAP TIME : 1:21.840		BEST LAP TIME : 1:21.840		DIFFERENCE : 0.000			
LAP	SECTOR 1	SECTOR 2	LAP TIME	MPH	DIFF	TIME OF DAY	
1 -	41.159	45.745	1:26.904 (2)	82.18	5.064	10:35:37.516	
2 -	37.899	43.941	1:21.840 (1)	87.27		10:36:59.356	

Weather / Track : Cloudy / Dry

Snetterton 200
Circuit Length = 1.9840 miles
Start: 10:32 Flag 10:47 End: 10:48

BMCRC - MRO Championships 2015 - Rnd 10 @ Snetterton 200

ePayMe MRO Powerbikes inc Clubman 1000 & BMCRC Rookie 1000

QUALIFYING - SECTOR ANALYSIS

SECTOR 1 = FL to I1, SECTOR 2 = I1 to FL, DIFF = Difference To Personal Best Lap

P30 88		Mark THOMPSON		Yamaha - Flintstone Tyres / David Simon Tuning		
IDEAL LAP TIME : 1:22.612		BEST LAP TIME : 1:22.940		DIFFERENCE : 0.328		
LAP	SECTOR 1	SECTOR 2	LAP TIME	MPH	DIFF	TIME OF DAY
1 -	42.482	46.302	1:28.784	80.44	5.844	10:35:44.439
2 -	39.499	44.935	1:24.434	84.59	1.494	10:37:08.873
3 -	39.090	45.109	1:24.199	84.82	1.259	10:38:33.072
4 -	39.090	44.472	1:23.562	85.47	0.622	10:39:56.634
5 -	38.618	44.719	1:23.337 (3)	85.70	0.397	10:41:19.971
6 -	39.363	45.674	1:25.037	83.99	2.097	10:42:45.008
7 -	39.587	45.288	1:24.875	84.15	1.935	10:44:09.883
8 -	39.230	45.499	1:24.729	84.29	1.789	10:45:34.612
9 -	39.252	43.994	1:23.246 (2)	85.80	0.306	10:46:57.858
10 -	38.669	44.271	1:22.940 (1)	86.11		10:48:20.798

BMCRC - MRO Championships 2015 - Rnd 10 @ Snetterton 200

ePayMe MRO Powerbikes inc Clubman 1000 & BMCRC Rookie 1000

QUALIFYING - BEST SECTORS

SECTOR 1			SECTOR 2			IDEAL / BEST COMPARISON						
POS	NO	NAME	TIME	NO	NAME	TIME	POS	NO	NAME	IDEAL	BEST	DIFF
									PERFECT LAP	1:11.459		
1	158	KELLY	33.099	158	KELLY	38.360	1	158	KELLY	1:11.459	1:11.459	0.000
2	21	BAKER	33.654	47	DANCE	39.228	2	47	DANCE	1:12.918	1:13.235	0.317
3	47	DANCE	33.690	21	BAKER	39.279	3	21	BAKER	1:12.933	1:12.933	0.000
4	173	DRAPER	33.939	92	SYKES	39.606	4	173	DRAPER	1:13.927	1:14.409	0.482
5	141	DURRANI	34.412	3	PARKER	39.891	5	92	SYKES	1:14.132	1:14.858	0.726
6	3	PARKER	34.432	173	DRAPER	39.988	6	3	PARKER	1:14.323	1:14.323	0.000
7	92	SYKES	34.526	72	O'BRIEN	40.134	7	72	O'BRIEN	1:14.712	1:14.712	0.000
8	72	O'BRIEN	34.578	31	CROUCHER	40.360	8	141	DURRANI	1:14.996	1:15.125	0.129
9	31	CROUCHER	34.750	24	SMITH	40.482	9	31	CROUCHER	1:15.110	1:15.182	0.072
10	24	SMITH	34.765	141	DURRANI	40.584	10	24	SMITH	1:15.247	1:15.312	0.065
11	14	BURRAGE	35.098	14	BURRAGE	40.703	11	14	BURRAGE	1:15.801	1:15.989	0.188
12	76	BYARD	35.125	76	BYARD	40.722	12	76	BYARD	1:15.847	1:16.119	0.272
13	27	COX	35.364	37	MORELLO	40.845	13	37	MORELLO	1:16.417	1:17.117	0.700
14	142	BARNES	35.455	27	COX	41.167	14	27	COX	1:16.531	1:17.026	0.495
15	52	BARRETT	35.496	142	BARNES	41.503	15	142	BARNES	1:16.958	1:17.207	0.249
16	37	MORELLO	35.572	79	HACLIN	41.582	16	191	STREETER	1:17.529	1:17.826	0.297
17	191	STREETER	35.896	191	STREETER	41.633	17	52	BARRETT	1:17.692	1:18.076	0.384
18	74	BURKE	36.126	52	BARRETT	42.196	18	79	HACLIN	1:17.948	1:18.075	0.127
19	26	LONGWILL	36.350	46	GATES	42.204	19	74	BURKE	1:18.355	1:18.739	0.384
20	79	HACLIN	36.366	74	BURKE	42.229	20	26	LONGWILL	1:18.741	1:18.924	0.183
21	11	WHALLEY	36.506	29	COADY	42.255	21	46	GATES	1:18.780	1:18.820	0.040
22	46	GATES	36.576	26	LONGWILL	42.391	22	29	COADY	1:18.930	1:19.338	0.408
23	9	O'BRIEN	36.653	9	O'BRIEN	42.764	23	9	O'BRIEN	1:19.417	1:19.417	0.000
24	29	COADY	36.675	11	WHALLEY	43.298	24	11	WHALLEY	1:19.804	1:20.291	0.487
25	10	MASKELL	37.093	98	KIY	43.609	25	10	MASKELL	1:20.736	1:20.736	0.000
26	112	NAGY	37.327	10	MASKELL	43.643	26	112	NAGY	1:21.224	1:21.224	0.000
27	57	MILLS	37.899	112	NAGY	43.897	27	98	KIY	1:21.606	1:21.606	0.000
28	98	KIY	37.997	57	MILLS	43.941	28	57	MILLS	1:21.840	1:21.840	0.000
29	88	THOMPSON	38.618	88	THOMPSON	43.994	29	88	THOMPSON	1:22.612	1:22.940	0.328
30							30	58	BUTLER		1:19.123	

Weather / Track : Cloudy / Dry

Results can be found at www.tsl-timing.com

Snetterton 200

Circuit Length = 1.9840 miles

Start: 10:32 Flag 10:47 End: 10:48

Printed - 10:49 Saturday, 24 October 2015

BMCRC - MRO Championships 2015 - Rnd 10 @ Snetterton 200

ePayMe MRO Powerbikes inc Clubman 1000 & BMCRC Rookie 1000



RACE 6 - CLASSIFICATION

POS	NO	CL	PIC NAME	ENTRY	LAPS	TIME	GAP	DIFF	MPH	BEST	ON
1	3		1 Colin PARKER	Kawasaki - Global Robots	7	10:06.306			82.46	1:22.928	5
2	21		2 Peter BAKER	Kawasaki -	7	10:23.825	17.519	17.519	80.14	1:27.421	7
3	191	R	1 Matthew STREETER	Honda - Alltrades Building Services (EA) Ltd	7	10:25.644	19.338	1.819	79.91	1:27.417	2
4	31	C	1 Jack CROUCHER	Kawasaki - co-Tron	7	10:53.122	46.816	27.478	76.55	1:30.632	6
5	142	C	2 Ross BARNES	Kawasaki - FPRacing Chasbikes	7	11:00.625	54.319	7.503	75.68	1:29.247	4
6	58		3 Vince BUTLER	Yamaha -	7	11:19.817	1:13.511	19.192	73.54	1:33.383	6
7	76		4 Jason BYARD	Suzuki - May Construction	7	11:28.246	1:21.940	8.429	72.64	1:35.820	7
8	74	C	3 Andrew BURKE	Honda -	7	11:28.347	1:22.041	0.101	72.63	1:33.936	7
9	24	C	4 Alan SMITH	Kawasaki - Mervyn Lambert Plant / Orwells Mcs	7	11:28.594	1:22.288	0.247	72.60	1:35.581	7
10	52	R	2 Lee BARRETT	Honda - LKJ contract cleaning	7	11:29.797	1:23.491	1.203	72.48	1:35.323	7
11	79	R	3 Rodney HACLIN	Suzuki - www.manormews.co.uk	7	11:30.422	1:24.116	0.625	72.41	1:34.465	4
12	46	C	5 Simon GATES	Yamaha - No Talentino Rossi (Team FATI Yamaha)	7	11:30.573	1:24.267	0.151	72.40	1:35.283	7
13	27	R	4 Dan COX	BMW - DC Racing/ Oakwood Joinery LTD	6	10:10.264	1 Lap	1 Lap	70.22	1:35.337	6
14	37	C	6 Aldo MORELLO	BMW - UK Roofing & Plastics Supplies Ltd	6	10:16.284	1 Lap	6.020	69.53	1:40.436	2
15	57	C	7 David MILLS	Kawasaki - Area 51 Racing	6	10:26.927	1 Lap	10.643	68.35	1:40.587	5

NOT CLASSIFIED

DNF	47		Daryl DANCE	Yamaha - 2 brothers scaffolding/Dad	4	5:46.146	3 Laps	2 Laps	82.53	1:24.201	3
DNF	88		Mark THOMPSON	Yamaha - Flintstone Tyres / David Simon Tuning	2	3:32.299	5 Laps	2 Laps	67.28	1:42.630	2
DNF	141	C	Ramone DURRANI	Kawasaki -	1	1:33.297	6 Laps	1 Lap	76.55	1:33.297	1
DNF	92	C	Mark SYKES	Kawasaki - Mark Bowden / Tilted Barrel / Sykes Roc	0						
DNF	26	R	Eiren LONGWILL	Honda -	0						
DNF	29	R	Aaron COADY	Kawasaki - Palmer Performance / Tyres4Bikes	0						
DNF	158		Seb KELLY	Yamaha - Go racing Developments	0						
DNF	10	R	Mark MASKELL	BMW - h4hr.co.uk - Poppy Nursing Services	0						

FASTEST LAP

3			Colin PARKER	Kawasaki - Global Robots	5	1:22.928		86.12 mph	138.61 kph
191	R		Matthew STREETER	Honda - Alltrades Building Services (EA) Ltd	2	1:27.417		81.70 mph	131.49 kph
142	C		Ross BARNES	Kawasaki - FPRacing Chasbikes	4	1:29.247		80.03 mph	128.79 kph

Class - 90% of Race Speed = 74.21 mph
 Class R - 90% of Race Speed = 71.91 mph
 Class C - 90% of Race Speed = 68.89 mph

Snetterton 200
 Circuit Length = 1.9840 miles
 Start: 14:04 Flag 14:14 End: 14:15

Weather / Track : Cloudy / Wet

These results are provisional until the conclusion of any judicial and technical matters.

Clerk Of Course :	Timekeeper :
-------------------	--------------

Results can be found at www.tsl-timing.com

Printed - 14:16 Saturday, 24 October 2015



BMCRC - MRO Championships 2015 - Rnd 10 @ Snetterton 200

ePayMe MRO Powerbikes inc Clubman 1000 & BMCRC Rookie 1000

RACE 6 - LAP CHART

LAP 1 @ 14:05:50.964

NO	BEHIND	LAP TIME
47		1:31.811
3	1.282	1:33.093
141	1.486	1:33.297
21	1.501	1:33.312
142	5.234	1:37.045
191	5.450	1:37.261
31	10.804	1:42.615
76	11.404	1:43.215
24	12.324	1:44.135
58	13.694	1:45.505
37	15.905	1:47.716
52	16.474	1:48.285
46	17.713	1:49.524
88	17.858	1:49.669
79	17.918	1:49.729
74	18.376	1:50.187
57	21.058	1:52.869
27	21.166	1:52.977

LAP 2 @ 14:07:16.503

NO	BEHIND	LAP TIME
47		1:25.539
3	0.786	1:25.043
21	4.392	1:28.430
191	7.328	1:27.417
142	10.403	1:30.708
31	16.890	1:31.625
76	26.124	1:40.259
58	26.583	1:38.428
24	26.665	1:39.880
37	30.802	1:40.436
52	31.245	1:40.310
74	32.531	1:39.694
46	33.152	1:40.978
79	33.421	1:41.042
88	34.949	1:42.630
57	40.444	1:44.925
27	40.519	1:44.892

LAP 3 @ 14:08:40.704

NO	BEHIND	LAP TIME
47		1:24.201
3	0.296	1:23.711
21	7.980	1:27.789
191	10.854	1:27.727
142	15.514	1:29.312
31	24.454	1:31.765
58	40.128	1:37.746
76	40.289	1:38.366
24	40.776	1:38.312
52	43.535	1:36.491
74	44.440	1:36.110
79	46.900	1:37.680
46	47.403	1:38.452
37	49.989	1:43.388
27	56.382	1:40.064
57	1:00.217	1:43.974

LAP 4 @ 14:10:05.110

NO	BEHIND	LAP TIME
3		1:24.110
47	0.189	1:24.595
21	12.467	1:28.893
191	14.772	1:28.324
142	20.355	1:29.247
31	32.080	1:32.032
58	51.559	1:35.837
76	52.492	1:36.609
24	53.552	1:37.182
74	55.408	1:35.374
52	56.147	1:37.018
79	56.959	1:34.465
46	58.529	1:35.532
37	1:07.036	1:41.453
27	1:10.182	1:38.206
57	1:18.673	1:42.862

LAP 5 @ 14:11:28.038

NO	BEHIND	LAP TIME
3		1:22.928
21	18.880	1:29.341
191	19.823	1:27.979
31	41.456	1:32.304
142	48.831	1:51.404
58	1:03.520	1:34.889
76	1:07.091	1:37.527
24	1:07.553	1:36.929
74	1:08.250	1:35.770
52	1:08.986	1:35.767
79	1:09.601	1:35.570
46	1:11.062	1:35.461
27	1:26.042	1:38.788
37	1:26.171	1:42.063

LAP 6 @ 14:12:55.043

NO	BEHIND	LAP TIME
3		1:27.005
57	1 Lap	1:40.587
21	20.514	1:28.639
191	20.552	1:27.734
31	45.083	1:30.632
142	52.924	1:31.098
58	1:09.898	1:33.383
76	1:16.536	1:36.450
24	1:17.123	1:36.575
74	1:18.521	1:37.276
52	1:18.584	1:36.603
79	1:19.023	1:36.427
46	1:19.400	1:35.343

LAP 7 @ 14:14:25.459

NO	BEHIND	LAP TIME
3		1:30.416
27	1 Lap	1:35.337
37	1 Lap	1:41.228
21	17.519	1:27.421
191	19.338	1:29.202
57	1 Lap	1:41.710
31	46.816	1:32.149
142	54.319	1:31.811

58	1:13.511	1:34.029
76	1:21.940	1:35.820
74	1:22.041	1:33.936
24	1:22.288	1:35.581
52	1:23.491	1:35.323
79	1:24.116	1:35.509
46	1:24.267	1:35.283

Weather / Track : Cloudy / Wet

Results can be found at www.tsl-timing.com

Snetterton 200
Circuit Length = 1.9840 miles
Start: 14:04 Flag 14:14 End: 14:15

Printed - 14:16 Saturday, 24 October 2015

BMCRC - MRO Championships 2015 - Rnd 10 @ Snetterton 200

ePayMe MRO Powerbikes inc Clubman 1000 & BMCRC Rookie 1000

RACE 6 - SECTOR ANALYSIS

SECTOR 1 = FL to I1, SECTOR 2 = I1 to FL, DIFF = Difference To Personal Best Lap

P1 3		Colin PARKER		Kawasaki - Global Robots		
IDEAL LAP TIME : 1:22.928		BEST LAP TIME : 1:22.928		DIFFERENCE : 0.000		
LAP	SECTOR 1	SECTOR 2	LAP TIME	MPH	DIFF	TIME OF DAY
1 -		47.475	1:33.093	76.72	10.165	14:05:52.246
2 -	39.358	45.685	1:25.043	83.98	2.115	14:07:17.289
3 -	38.284	45.427	1:23.711 (2)	85.32	0.783	14:08:41.000
4 -	38.440	45.670	1:24.110 (3)	84.91	1.182	14:10:05.110
5 -	38.015	44.913	1:22.928 (1)	86.12		14:11:28.038
6 -	40.324	46.681	1:27.005	82.09	4.077	14:12:55.043
7 -	40.520	49.896	1:30.416	78.99	7.488	14:14:25.459

P2 21		Peter BAKER		Kawasaki -		
IDEAL LAP TIME : 1:27.254		BEST LAP TIME : 1:27.421		DIFFERENCE : 0.167		
LAP	SECTOR 1	SECTOR 2	LAP TIME	MPH	DIFF	TIME OF DAY
1 -		47.980	1:33.312	76.54	5.891	14:05:52.465
2 -	40.542	47.888	1:28.430 (3)	80.77	1.009	14:07:20.895
3 -	39.755	48.034	1:27.789 (2)	81.36	0.368	14:08:48.684
4 -	40.182	48.711	1:28.893	80.34	1.472	14:10:17.577
5 -	40.451	48.890	1:29.341	79.94	1.920	14:11:46.918
6 -	40.283	48.356	1:28.639	80.58	1.218	14:13:15.557
7 -	39.366	48.055	1:27.421 (1)	81.70		14:14:42.978

P3 191 R		Matthew STREETER		Honda - Alltrades Building Services (EA) Ltd		
IDEAL LAP TIME : 1:27.100		BEST LAP TIME : 1:27.417		DIFFERENCE : 0.317		
LAP	SECTOR 1	SECTOR 2	LAP TIME	MPH	DIFF	TIME OF DAY
1 -		47.977	1:37.261	73.43	9.844	14:05:56.414
2 -	40.583	46.834	1:27.417 (1)	81.70		14:07:23.831
3 -	40.428	47.299	1:27.727 (2)	81.41	0.310	14:08:51.558
4 -	40.854	47.470	1:28.324	80.86	0.907	14:10:19.882
5 -	40.456	47.523	1:27.979	81.18	0.562	14:11:47.861
6 -	40.266	47.468	1:27.734 (3)	81.41	0.317	14:13:15.595
7 -	41.102	48.100	1:29.202	80.07	1.785	14:14:44.797

P4 31 C		Jack CROUCHER		Kawasaki - co-Tron		
IDEAL LAP TIME : 1:30.632		BEST LAP TIME : 1:30.632		DIFFERENCE : 0.000		
LAP	SECTOR 1	SECTOR 2	LAP TIME	MPH	DIFF	TIME OF DAY
1 -		52.246	1:42.615	69.60	11.983	14:06:01.768
2 -	41.477	50.148	1:31.625 (2)	77.95	0.993	14:07:33.393
3 -	41.510	50.255	1:31.765 (3)	77.83	1.133	14:09:05.158
4 -	42.139	49.893	1:32.032	77.60	1.400	14:10:37.190
5 -	41.259	51.045	1:32.304	77.38	1.672	14:12:09.494
6 -	41.116	49.516	1:30.632 (1)	78.80		14:13:40.126
7 -	42.123	50.026	1:32.149	77.51	1.517	14:15:12.275

P5 142 C		Ross BARNES		Kawasaki - FPRacing Chasbikes		
IDEAL LAP TIME : 1:28.953		BEST LAP TIME : 1:29.247		DIFFERENCE : 0.294		
LAP	SECTOR 1	SECTOR 2	LAP TIME	MPH	DIFF	TIME OF DAY
1 -		49.067	1:37.045	73.59	7.798	14:05:56.198
2 -	40.725	49.983	1:30.708 (3)	78.74	1.461	14:07:26.906
3 -	40.418	48.894	1:29.312 (2)	79.97	0.065	14:08:56.218
4 -	40.712	48.535	1:29.247 (1)	80.03		14:10:25.465
5 -	59.454	51.950	1:51.404	64.11	22.157	14:12:16.869
6 -	41.289	49.809	1:31.098	78.40	1.851	14:13:47.967
7 -	41.941	49.870	1:31.811	77.79	2.564	14:15:19.778

P6 58		Vince BUTLER		Yamaha -		
IDEAL LAP TIME : 1:33.383		BEST LAP TIME : 1:33.383		DIFFERENCE : 0.000		
LAP	SECTOR 1	SECTOR 2	LAP TIME	MPH	DIFF	TIME OF DAY

Weather / Track : Cloudy / Wet

BMCRC - MRO Championships 2015 - Rnd 10 @ Snetterton 200

ePayMe MRO Powerbikes inc Clubman 1000 & BMCRC Rookie 1000

RACE 6 - SECTOR ANALYSIS

SECTOR 1 = FL to I1, SECTOR 2 = I1 to FL, DIFF = Difference To Personal Best Lap

1 -		53.338	1:45.505	67.69	12.122	14:06:04.658
2 -	44.659	53.769	1:38.428	72.56	5.045	14:07:43.086
3 -	45.151	52.595	1:37.746	73.07	4.363	14:09:20.832
4 -	44.003	51.834	1:35.837	74.52	2.454	14:10:56.669
5 -	42.795	52.094	1:34.889 (3)	75.27	1.506	14:12:31.558
6 -	42.280	51.103	1:33.383 (1)	76.48		14:14:04.941
7 -	42.669	51.360	1:34.029 (2)	75.96	0.646	14:15:38.970

P7	76	Jason BYARD	Suzuki - May Construction		
IDEAL LAP TIME :	1:35.276	BEST LAP TIME :	1:35.820	DIFFERENCE :	0.544

LAP	SECTOR 1	SECTOR 2	LAP TIME	MPH	DIFF	TIME OF DAY
1 -		53.168	1:43.215	69.20	7.395	14:06:02.368
2 -	46.364	53.895	1:40.259	71.24	4.439	14:07:42.627
3 -	45.568	52.798	1:38.366	72.61	2.546	14:09:20.993
4 -	45.055	51.554	1:36.609 (3)	73.93	0.789	14:10:57.602
5 -	44.579	52.948	1:37.527	73.23	1.707	14:12:35.129
6 -	44.050	52.400	1:36.450 (2)	74.05	0.630	14:14:11.579
7 -	44.594	51.226	1:35.820 (1)	74.54		14:15:47.399

P8	74 C	Andrew BURKE	Honda -		
IDEAL LAP TIME :	1:33.828	BEST LAP TIME :	1:33.936	DIFFERENCE :	0.108

LAP	SECTOR 1	SECTOR 2	LAP TIME	MPH	DIFF	TIME OF DAY
1 -		53.195	1:50.187	64.82	16.251	14:06:09.340
2 -	44.972	54.722	1:39.694	71.64	5.758	14:07:49.034
3 -	44.927	51.183	1:36.110	74.31	2.174	14:09:25.144
4 -	44.006	51.368	1:35.374 (2)	74.88	1.438	14:11:00.518
5 -	44.009	51.761	1:35.770 (3)	74.58	1.834	14:12:36.288
6 -	44.135	53.141	1:37.276	73.42	3.340	14:14:13.564
7 -	42.645	51.291	1:33.936 (1)	76.03		14:15:47.500

P9	24 C	Alan SMITH	Kawasaki - Mervyn Lambert Plant / Orwells Mcs		
IDEAL LAP TIME :	1:35.118	BEST LAP TIME :	1:35.581	DIFFERENCE :	0.463

LAP	SECTOR 1	SECTOR 2	LAP TIME	MPH	DIFF	TIME OF DAY
1 -		53.509	1:44.135	68.58	8.554	14:06:03.288
2 -	46.242	53.638	1:39.880	71.51	4.299	14:07:43.168
3 -	45.661	52.651	1:38.312	72.65	2.731	14:09:21.480
4 -	45.444	51.738	1:37.182	73.49	1.601	14:10:58.662
5 -	43.850	53.079	1:36.929 (3)	73.68	1.348	14:12:35.591
6 -	44.170	52.405	1:36.575 (2)	73.95	0.994	14:14:12.166
7 -	44.313	51.268	1:35.581 (1)	74.72		14:15:47.747

P10	52 R	Lee BARRETT	Honda - LKJ contract cleaning		
IDEAL LAP TIME :	1:34.524	BEST LAP TIME :	1:35.323	DIFFERENCE :	0.799

LAP	SECTOR 1	SECTOR 2	LAP TIME	MPH	DIFF	TIME OF DAY
1 -		54.158	1:48.285	65.96	12.962	14:06:07.438
2 -	46.130	54.180	1:40.310	71.20	4.987	14:07:47.748
3 -	44.782	51.709	1:36.491 (3)	74.02	1.168	14:09:24.239
4 -	45.793	51.225	1:37.018	73.62	1.695	14:11:01.257
5 -	43.744	52.023	1:35.767 (2)	74.58	0.444	14:12:37.024
6 -	43.616	52.987	1:36.603	73.93	1.280	14:14:13.627
7 -	43.299	52.024	1:35.323 (1)	74.92		14:15:48.950

P11	79 R	Rodney HACLIN	Suzuki - www.manormews.co.uk		
IDEAL LAP TIME :	1:34.465	BEST LAP TIME :	1:34.465	DIFFERENCE :	0.000

LAP	SECTOR 1	SECTOR 2	LAP TIME	MPH	DIFF	TIME OF DAY
1 -		54.404	1:49.729	65.09	15.264	14:06:08.882
2 -	46.178	54.864	1:41.042	70.68	6.577	14:07:49.924
3 -	45.853	51.827	1:37.680	73.12	3.215	14:09:27.604
4 -	43.249	51.216	1:34.465 (1)	75.61		14:11:02.069

Weather / Track : Cloudy / Wet

Snetterton 200

Circuit Length = 1.9840 miles

Start: 14:04 Flag 14:14 End: 14:15

BMCRC - MRO Championships 2015 - Rnd 10 @ Snetterton 200

ePayMe MRO Powerbikes inc Clubman 1000 & BMCRC Rookie 1000

RACE 6 - SECTOR ANALYSIS

SECTOR 1 = FL to I1, SECTOR 2 = I1 to FL, DIFF = Difference To Personal Best Lap

5 -	43.970	51.600	1:35.570 (3)	74.73	1.105	14:12:37.639
6 -	44.346	52.081	1:36.427	74.07	1.962	14:14:14.066
7 -	43.268	52.241	1:35.509 (2)	74.78	1.044	14:15:49.575

P12	46 C	Simon GATES	Yamaha - No Talentino Rossi (Team FATI Yamaha)			
IDEAL LAP TIME : 1:34.940		BEST LAP TIME : 1:35.283	DIFFERENCE : 0.343			
LAP	SECTOR 1	SECTOR 2	LAP TIME	MPH	DIFF	TIME OF DAY
1 -		54.408	1:49.524	65.21	14.241	14:06:08.677
2 -	45.445	55.533	1:40.978	70.73	5.695	14:07:49.655
3 -	45.642	52.810	1:38.452	72.54	3.169	14:09:28.107
4 -	43.462	52.070	1:35.532	74.76	0.249	14:11:03.639
5 -	43.225	52.236	1:35.461 (3)	74.82	0.178	14:12:39.100
6 -	43.528	51.815	1:35.343 (2)	74.91	0.060	14:14:14.443
7 -	43.568	51.715	1:35.283 (1)	74.96		14:15:49.726

P13	27 R	Dan COX	BMW - DC Racing/ Oakwood Joinery LTD			
IDEAL LAP TIME : 1:35.337		BEST LAP TIME : 1:35.337	DIFFERENCE : 0.000			
LAP	SECTOR 1	SECTOR 2	LAP TIME	MPH	DIFF	TIME OF DAY
1 -		1:02.995	1:52.977	63.22	17.640	14:06:12.130
2 -	49.311	55.581	1:44.892	68.09	9.555	14:07:57.022
3 -	45.483	54.581	1:40.064	71.37	4.727	14:09:37.086
4 -	45.143	53.063	1:38.206 (2)	72.73	2.869	14:11:15.292
5 -	44.753	54.035	1:38.788 (3)	72.30	3.451	14:12:54.080
6 -	43.139	52.198	1:35.337 (1)	74.91		14:14:29.417

P14	37 C	Aldo MORELLO	BMW - UK Roofing & Plastics Supplies Ltd			
IDEAL LAP TIME : 1:39.207		BEST LAP TIME : 1:40.436	DIFFERENCE : 1.229			
LAP	SECTOR 1	SECTOR 2	LAP TIME	MPH	DIFF	TIME OF DAY
1 -		53.950	1:47.716	66.30	7.280	14:06:06.869
2 -	46.329	54.107	1:40.436 (1)	71.11		14:07:47.305
3 -	48.498	54.890	1:43.388	69.08	2.952	14:09:30.693
4 -	47.269	54.184	1:41.453 (3)	70.40	1.017	14:11:12.146
5 -	47.121	54.942	1:42.063	69.98	1.627	14:12:54.209
6 -	45.257	55.971	1:41.228 (2)	70.55	0.792	14:14:35.437

P15	57 C	David MILLS	Kawasaki - Area 51 Racing			
IDEAL LAP TIME : 1:40.587		BEST LAP TIME : 1:40.587	DIFFERENCE : 0.000			
LAP	SECTOR 1	SECTOR 2	LAP TIME	MPH	DIFF	TIME OF DAY
1 -		56.478	1:52.869	63.28	12.282	14:06:12.022
2 -	48.246	56.679	1:44.925	68.07	4.338	14:07:56.947
3 -	48.149	55.825	1:43.974	68.69	3.387	14:09:40.921
4 -	47.197	55.665	1:42.862 (3)	69.43	2.275	14:11:23.783
5 -	46.102	54.485	1:40.587 (1)	71.00		14:13:04.370
6 -	46.770	54.940	1:41.710 (2)	70.22	1.123	14:14:46.080

P16	47	Daryl DANCE	Yamaha - 2 brothers scaffolding/Dad			
IDEAL LAP TIME : 1:24.201		BEST LAP TIME : 1:24.201	DIFFERENCE : 0.000			
LAP	SECTOR 1	SECTOR 2	LAP TIME	MPH	DIFF	TIME OF DAY
1 -		47.100	1:31.811	77.79	7.610	14:05:50.964
2 -	39.498	46.041	1:25.539 (3)	83.50	1.338	14:07:16.503
3 -	38.610	45.591	1:24.201 (1)	84.82		14:08:40.704
4 -	38.799	45.796	1:24.595 (2)	84.43	0.394	14:10:05.299

P17	88	Mark THOMPSON	Yamaha - Flintstone Tyres / David Simon Tuning			
IDEAL LAP TIME : 1:42.630		BEST LAP TIME : 1:42.630	DIFFERENCE : 0.000			
LAP	SECTOR 1	SECTOR 2	LAP TIME	MPH	DIFF	TIME OF DAY
1 -		54.760	1:49.669 (2)	65.12	7.039	14:06:08.822
2 -	48.279	54.351	1:42.630 (1)	69.59		14:07:51.452

Weather / Track : Cloudy / Wet

Snetterton 200
Circuit Length = 1.9840 miles
Start: 14:04 Flag 14:14 End: 14:15

BMCRC - MRO Championships 2015 - Rnd 10 @ Snetterton 200

ePayMe MRO Powerbikes inc Clubman 1000 & BMCRC Rookie 1000

RACE 6 - SECTOR ANALYSIS

SECTOR 1 = FL to I1, SECTOR 2 = I1 to FL, DIFF = Difference To Personal Best Lap

P18 141 C	Ramone DURRANI		Kawasaki -			
IDEAL LAP TIME : 1:26.693		BEST LAP TIME : 1:33.297		DIFFERENCE : 6.604		
LAP	SECTOR 1	SECTOR 2	LAP TIME	MPH	DIFF	TIME OF DAY
1 -		47.153	1:33.297 (1)	76.55		14:05:52.450

BMCRC - MRO Championships 2015 - Rnd 10 @ Snetterton 200

ePayMe MRO Powerbikes inc Clubman 1000 & BMCRC Rookie 1000

RACE 6 - BEST SECTORS

SECTOR 1			SECTOR 2			IDEAL / BEST COMPARISON						
POS	NO	NAME	TIME	NO	NAME	TIME	POS	NO	NAME	IDEAL	BEST	DIFF
									PERFECT LAP	1:22.928		
1	3	PARKER	38.015	3	PARKER	44.913	1	3	PARKER	1:22.928	1:22.928	0.000
2	47	DANCE	38.610	47	DANCE	45.591	2	47	DANCE	1:24.201	1:24.201	0.000
3	21	BAKER	39.366	191	STREETER	46.834	3	141	DURRANI	1:26.693	1:33.297	6.604
4	141	DURRANI	39.540	141	DURRANI	47.153	4	191	STREETER	1:27.100	1:27.417	0.317
5	191	STREETER	40.266	21	BAKER	47.888	5	21	BAKER	1:27.254	1:27.421	0.167
6	142	BARNES	40.418	142	BARNES	48.535	6	142	BARNES	1:28.953	1:29.247	0.294
7	31	CROUCHER	41.116	31	CROUCHER	49.516	7	31	CROUCHER	1:30.632	1:30.632	0.000
8	58	BUTLER	42.280	58	BUTLER	51.103	8	58	BUTLER	1:33.383	1:33.383	0.000
9	74	BURKE	42.645	74	BURKE	51.183	9	74	BURKE	1:33.828	1:33.936	0.108
10	27	COX	43.139	79	HACLIN	51.216	10	79	HACLIN	1:34.465	1:34.465	0.000
11	46	GATES	43.225	52	BARRETT	51.225	11	52	BARRETT	1:34.524	1:35.323	0.799
12	79	HACLIN	43.249	76	BYARD	51.226	12	46	GATES	1:34.940	1:35.283	0.343
13	52	BARRETT	43.299	24	SMITH	51.268	13	24	SMITH	1:35.118	1:35.581	0.463
14	24	SMITH	43.850	46	GATES	51.715	14	76	BYARD	1:35.276	1:35.820	0.544
15	76	BYARD	44.050	27	COX	52.198	15	27	COX	1:35.337	1:35.337	0.000
16	37	MORELLO	45.257	37	MORELLO	53.950	16	37	MORELLO	1:39.207	1:40.436	1.229
17	57	MILLS	46.102	88	THOMPSON	54.351	17	57	MILLS	1:40.587	1:40.587	0.000
18	88	THOMPSON	48.279	57	MILLS	54.485	18	88	THOMPSON	1:42.630	1:42.630	0.000
19												
20												
21												
22												
23												

Weather / Track : Cloudy / Wet

Results can be found at www.tsl-timing.com

Snetterton 200

Circuit Length = 1.9840 miles

Start: 14:04 Flag 14:14 End: 14:15

Printed - 14:16 Saturday, 24 October 2015

BMCRC - MRO Championships 2015 - Rnd 10 @ Snetterton 200

ePayMe MRO Powerbikes inc Clubman 1000 & BMCRC Rookie 1000

RACE 14 - GRID (7 Laps)



ROW 10	30	98	Thomas KIY	29	112	James NAGY	28	11	Mick WHALLEY	
ROW 9		27	9	Mark O'BRIEN	26	14	Chris BURRAGE	25	72	Michael O'BRIEN
ROW 8	24	173	Stephen DRAPER	23	10	Mark MASKELL	22	158	Seb KELLY	
ROW 7		21	26	Eiren LONGWILL	20	29	Aaron COADY	19	92	Mark SYKES
ROW 6		18	88	Mark THOMPSON	17	57	David MILLS	16	37	Aldo MORELLO
			1:42.630			1:40.587			1:40.436	
ROW 5		15	76	Jason BYARD	14	24	Alan SMITH	13	27	Dan COX
			1:35.820			1:35.581			1:35.337	
ROW 4		12	52	Lee BARRETT	11	46	Simon GATES	10	79	Rodney HACLIN
			1:35.323			1:35.283			1:34.465	
ROW 3		9	74	Andrew BURKE	8	58	Vince BUTLER	7	141	Ramone DURRANI
			1:33.936			1:33.383			1:33.297	
ROW 2		6	31	Jack CROUCHER	5	142	Ross BARNES	4	21	Peter BAKER
			1:30.632			1:29.247			1:27.421	
ROW 1		3	191	Matthew STREETER	2	47	Daryl DANCE	1	3	Colin PARKER
			1:27.417			1:24.201			1:22.928	
									Pole	

Snetterton 200
Circuit Length = 1.9840 miles

These results are provisional until the conclusion of any judicial and technical matters.

Clerk Of Course :	Timekeeper :
-------------------	--------------

Results can be found at www.tsl-timing.com

Printed - 14:19 Saturday, 24 October 2015



BMCRC - MRO Championships 2015 - Rnd 10 @ Snetterton 200

ePayMe MRO Powerbikes inc Clubman 1000 & BMCRC Rookie 1000



RACE 14 - CLASSIFICATION

POS	NO	CL	PIC NAME	ENTRY	LAPS	TIME	GAP	DIFF	MPH	BEST	ON
1	3		1 Colin PARKER	Kawasaki - Global Robots	7	9:50.833			84.62	1:22.990	5
2	47		2 Daryl DANCE	Yamaha - 2 brothers scaffolding/Dad	7	9:57.004	6.171	6.171	83.74	1:23.050	4
3	21		3 Peter BAKER	Kawasaki -	7	10:04.649	13.816	7.645	82.68	1:24.740	3
4	191	R	1 Matthew STREETER	Honda - Alltrades Building Services (EA) Ltd	7	10:10.656	19.823	6.007	81.87	1:25.297	2
5	142	C	1 Ross BARNES	Kawasaki - FPRacing Chasbikes	7	10:12.260	21.427	1.604	81.66	1:25.529	4
6	31	C	2 Jack CROUCHER	Kawasaki - co-Tron	7	10:38.063	47.230	25.803	78.35	1:29.247	7
7	46	C	3 Simon GATES	Yamaha - No Talentino Rossi (Team FATI Yamaha)	7	10:51.006	1:00.173	12.943	76.80	1:31.160	5
8	74	C	4 Andrew BURKE	Honda -	7	10:51.667	1:00.834	0.661	76.72	1:30.283	6
9	26	R	2 Eiren LONGWILL	Honda -	7	10:52.035	1:01.202	0.368	76.67	1:29.116	7
10	52	R	3 Lee BARRETT	Honda - LKJ contract cleaning	7	10:52.791	1:01.958	0.756	76.59	1:29.357	6
11	27	R	4 Dan COX	BMW - DC Racing/ Oakwood Joinery LTD	7	10:54.412	1:03.579	1.621	76.40	1:30.747	7
12	24	C	5 Alan SMITH	Kawasaki - Mervyn Lambert Plant / Orwells Mcs	7	10:57.434	1:06.601	3.022	76.04	1:30.972	7
13	37	C	6 Aldo MORELLO	BMW - UK Roofing & Plastics Supplies Ltd	7	11:09.794	1:18.961	12.360	74.64	1:32.558	6
14	79	R	5 Rodney HACLIN	Suzuki - www.manormews.co.uk	7	11:27.960	1:37.127	18.166	72.67	1:36.421	2

NOT CLASSIFIED

DNF	58		Vince BUTLER	Yamaha -	1	1:37.696	6 Laps	6 Laps	73.10	1:37.696	1
-----	----	--	--------------	----------	---	----------	--------	--------	-------	----------	---

FASTEST LAP

3			Colin PARKER	Kawasaki - Global Robots	5	1:22.990	86.06 mph	138.50 kph
191	R		Matthew STREETER	Honda - Alltrades Building Services (EA) Ltd	2	1:25.297	83.73 mph	134.76 kph
142	C		Ross BARNES	Kawasaki - FPRacing Chasbikes	4	1:25.529	83.51 mph	134.39 kph

Class - 90% of Race Speed = 76.15 mph
 Class R - 90% of Race Speed = 73.68 mph
 Class C - 90% of Race Speed = 73.49 mph

Snetterton 200
 Circuit Length = 1.9840 miles
 Start: 17:15 Flag 17:25 End: 17:27

Weather / Track : Cloudy / Wet

These results are provisional until the conclusion of any judicial and technical matters.

Clerk Of Course :	Timekeeper :
-------------------	--------------

Results can be found at www.tsl-timing.com

Printed - 17:27 Saturday, 24 October 2015



BMCR - MRO Championships 2015 - Rnd 10 @ Snetterton 200

ePayMe MRO Powerbikes inc Clubman 1000 & BMCR Rookie 1000

RACE 14 - LAP CHART

LAP 1 @ 17:17:06.411

NO	BEHIND	LAP TIME
47		1:29.304
3	0.066	1:29.370
191	1.151	1:30.455
21	1.955	1:31.259
142	4.368	1:33.672
31	7.835	1:37.139
58	8.392	1:37.696
46	9.525	1:38.829
27	10.327	1:39.631
74	11.095	1:40.399
24	11.235	1:40.539
52	11.841	1:41.145
37	13.966	1:43.270
26	14.317	1:43.621
79	16.087	1:45.391

LAP 2 @ 17:18:30.331

NO	BEHIND	LAP TIME
47		1:23.920
3	0.098	1:23.952
191	2.528	1:25.297
21	2.899	1:24.864
142	6.964	1:26.516
31	14.387	1:30.472
46	19.236	1:33.631
27	20.150	1:33.743
74	21.141	1:33.966
24	21.267	1:33.952
52	21.853	1:33.932
26	22.612	1:32.215
37	25.896	1:35.850
79	28.588	1:36.421

LAP 3 @ 17:19:54.262

NO	BEHIND	LAP TIME
3		1:23.833
47	0.606	1:24.537
21	3.708	1:24.740
191	5.629	1:27.032
142	9.120	1:26.087
31	20.620	1:30.164
46	27.300	1:31.995
27	30.895	1:34.676
74	31.742	1:34.532
52	32.122	1:34.200
24	32.159	1:34.823
26	32.635	1:33.954
37	37.269	1:35.304
79	41.356	1:36.699

LAP 4 @ 17:21:17.277

NO	BEHIND	LAP TIME
3		1:23.015
47	0.641	1:23.050
21	6.157	1:25.464
191	10.268	1:27.654
142	11.634	1:25.529
31	28.756	1:31.151
46	35.902	1:31.617
74	39.966	1:31.239

27	40.178	1:32.298
52	41.715	1:32.608
24	42.005	1:32.861
26	42.155	1:32.535
37	49.046	1:34.792
79	54.989	1:36.648

LAP 5 @ 17:22:40.267

NO	BEHIND	LAP TIME
3		1:22.990
47	2.490	1:24.839
21	8.903	1:25.736
191	13.797	1:26.519
142	15.651	1:27.007
31	35.903	1:30.137
46	44.072	1:31.160
74	47.575	1:30.599
27	48.997	1:31.809
52	49.513	1:30.788
26	50.115	1:30.950
24	51.071	1:32.056
37	1:00.595	1:34.539
79	1:08.894	1:36.895

LAP 6 @ 17:24:04.123

NO	BEHIND	LAP TIME
3		1:23.856
47	3.824	1:25.190
21	10.794	1:25.747
191	17.221	1:27.280
142	18.434	1:26.639
31	41.800	1:29.753
46	51.919	1:31.703
74	54.002	1:30.283
52	55.014	1:29.357
26	55.903	1:29.644
27	56.649	1:31.508
24	59.446	1:32.231
37	1:09.297	1:32.558
79	1:21.946	1:36.908

LAP 7 @ 17:25:27.940

NO	BEHIND	LAP TIME
3		1:23.817
47	6.171	1:26.164
21	13.816	1:26.839
191	19.823	1:26.419
142	21.427	1:26.810
31	47.230	1:29.247
46	1:00.173	1:32.071
74	1:00.834	1:30.649
26	1:01.202	1:29.116
52	1:01.958	1:30.761
27	1:03.579	1:30.747
24	1:06.601	1:30.972
37	1:18.961	1:33.481
79	1:37.127	1:38.998

Weather / Track : Cloudy / Wet

Results can be found at www.tsl-timing.com

Snetterton 200

Circuit Length = 1.9840 miles

Start: 17:15 Flag 17:25 End: 17:27

Printed - 17:27 Saturday, 24 October 2015

BMCRC - MRO Championships 2015 - Rnd 10 @ Snetterton 200

ePayMe MRO Powerbikes inc Clubman 1000 & BMCRC Rookie 1000

RACE 14 - SECTOR ANALYSIS

SECTOR 1 = FL to I1, SECTOR 2 = I1 to FL, DIFF = Difference To Personal Best Lap

P1 3		Colin PARKER		Kawasaki - Global Robots		
IDEAL LAP TIME : 1:22.777		BEST LAP TIME : 1:22.990		DIFFERENCE : 0.213		
LAP	SECTOR 1	SECTOR 2	LAP TIME	MPH	DIFF	TIME OF DAY
1 -		45.937	1:29.370	79.92	6.380	17:17:06.477
2 -	38.697	45.255	1:23.952	85.07	0.962	17:18:30.429
3 -	38.254	45.579	1:23.833	85.19	0.843	17:19:54.262
4 -	38.286	44.729	1:23.015 (2)	86.03	0.025	17:21:17.277
5 -	38.103	44.887	1:22.990 (1)	86.06		17:22:40.267
6 -	39.182	44.674	1:23.856	85.17	0.866	17:24:04.123
7 -	38.649	45.168	1:23.817 (3)	85.21	0.827	17:25:27.940

P2 47		Daryl DANCE		Yamaha - 2 brothers scaffolding/Dad		
IDEAL LAP TIME : 1:23.050		BEST LAP TIME : 1:23.050		DIFFERENCE : 0.000		
LAP	SECTOR 1	SECTOR 2	LAP TIME	MPH	DIFF	TIME OF DAY
1 -		45.947	1:29.304	79.97	6.254	17:17:06.411
2 -	38.576	45.344	1:23.920 (2)	85.11	0.870	17:18:30.331
3 -	39.147	45.390	1:24.537 (3)	84.49	1.487	17:19:54.868
4 -	38.268	44.782	1:23.050 (1)	86.00		17:21:17.918
5 -	38.763	46.076	1:24.839	84.18	1.789	17:22:42.757
6 -	39.024	46.166	1:25.190	83.84	2.140	17:24:07.947
7 -	38.805	47.359	1:26.164	82.89	3.114	17:25:34.111

P3 21		Peter BAKER		Kawasaki -		
IDEAL LAP TIME : 1:24.595		BEST LAP TIME : 1:24.740		DIFFERENCE : 0.145		
LAP	SECTOR 1	SECTOR 2	LAP TIME	MPH	DIFF	TIME OF DAY
1 -		46.389	1:31.259	78.26	6.519	17:17:08.366
2 -	38.797	46.067	1:24.864 (2)	84.16	0.124	17:18:33.230
3 -	38.942	45.798	1:24.740 (1)	84.28		17:19:57.970
4 -	39.342	46.122	1:25.464 (3)	83.57	0.724	17:21:23.434
5 -	39.324	46.412	1:25.736	83.30	0.996	17:22:49.170
6 -	38.921	46.826	1:25.747	83.29	1.007	17:24:14.917
7 -	39.449	47.390	1:26.839	82.25	2.099	17:25:41.756

P4 191 R		Matthew STREETER		Honda - Alltrades Building Services (EA) Ltd		
IDEAL LAP TIME : 1:25.297		BEST LAP TIME : 1:25.297		DIFFERENCE : 0.000		
LAP	SECTOR 1	SECTOR 2	LAP TIME	MPH	DIFF	TIME OF DAY
1 -		46.087	1:30.455	78.96	5.158	17:17:07.562
2 -	39.336	45.961	1:25.297 (1)	83.73		17:18:32.859
3 -	40.202	46.830	1:27.032	82.06	1.735	17:19:59.891
4 -	40.364	47.290	1:27.654	81.48	2.357	17:21:27.545
5 -	39.941	46.578	1:26.519 (3)	82.55	1.222	17:22:54.064
6 -	40.469	46.811	1:27.280	81.83	1.983	17:24:21.344
7 -	40.151	46.268	1:26.419 (2)	82.65	1.122	17:25:47.763

P5 142 C		Ross BARNES		Kawasaki - FPRacing Chasbikes		
IDEAL LAP TIME : 1:25.443		BEST LAP TIME : 1:25.529		DIFFERENCE : 0.086		
LAP	SECTOR 1	SECTOR 2	LAP TIME	MPH	DIFF	TIME OF DAY
1 -		47.730	1:33.672	76.24	8.143	17:17:10.779
2 -	39.249	47.267	1:26.516 (3)	82.55	0.987	17:18:37.295
3 -	39.765	46.322	1:26.087 (2)	82.96	0.558	17:20:03.382
4 -	39.273	46.256	1:25.529 (1)	83.51		17:21:28.911
5 -	39.187	47.820	1:27.007	82.09	1.478	17:22:55.918
6 -	39.320	47.319	1:26.639	82.44	1.110	17:24:22.557
7 -	39.762	47.048	1:26.810	82.27	1.281	17:25:49.367

P6 31 C		Jack CROUCHER		Kawasaki - co-Tron		
IDEAL LAP TIME : 1:29.247		BEST LAP TIME : 1:29.247		DIFFERENCE : 0.000		
LAP	SECTOR 1	SECTOR 2	LAP TIME	MPH	DIFF	TIME OF DAY

Weather / Track : Cloudy / Wet

Snetterton 200
Circuit Length = 1.9840 miles
Start: 17:15 Flag 17:25 End: 17:27

BMCRC - MRO Championships 2015 - Rnd 10 @ Snetterton 200

ePayMe MRO Powerbikes inc Clubman 1000 & BMCRC Rookie 1000

RACE 14 - SECTOR ANALYSIS

SECTOR 1 = FL to I1, SECTOR 2 = I1 to FL, DIFF = Difference To Personal Best Lap

1 -		49.444	1:37.139	73.52	7.892	17:17:14.246
2 -	41.628	48.844	1:30.472	78.94	1.225	17:18:44.718
3 -	40.939	49.225	1:30.164	79.21	0.917	17:20:14.882
4 -	42.212	48.939	1:31.151	78.35	1.904	17:21:46.033
5 -	41.599	48.538	1:30.137 (3)	79.24	0.890	17:23:16.170
6 -	41.006	48.747	1:29.753 (2)	79.57	0.506	17:24:45.923
7 -	40.773	48.474	1:29.247 (1)	80.03		17:26:15.170

P7 46 C Simon GATES			Yamaha - No Talentino Rossi (Team FATI Yamaha)			
IDEAL LAP TIME : 1:30.939		BEST LAP TIME : 1:31.160		DIFFERENCE : 0.221		
LAP	SECTOR 1	SECTOR 2	LAP TIME	MPH	DIFF	TIME OF DAY
1 -		50.440	1:38.829	72.27	7.669	17:17:15.936
2 -	42.867	50.764	1:33.631	76.28	2.471	17:18:49.567
3 -	42.220	49.775	1:31.995	77.64	0.835	17:20:21.562
4 -	41.837	49.780	1:31.617 (2)	77.96	0.457	17:21:53.179
5 -	41.722	49.438	1:31.160 (1)	78.35		17:23:24.339
6 -	42.486	49.217	1:31.703 (3)	77.88	0.543	17:24:56.042
7 -	41.731	50.340	1:32.071	77.57	0.911	17:26:28.113

P8 74 C Andrew BURKE			Honda -			
IDEAL LAP TIME : 1:30.138		BEST LAP TIME : 1:30.283		DIFFERENCE : 0.145		
LAP	SECTOR 1	SECTOR 2	LAP TIME	MPH	DIFF	TIME OF DAY
1 -		51.072	1:40.399	71.14	10.116	17:17:17.506
2 -	43.454	50.512	1:33.966	76.01	3.683	17:18:51.472
3 -	43.357	51.175	1:34.532	75.55	4.249	17:20:26.004
4 -	41.660	49.579	1:31.239	78.28	0.956	17:21:57.243
5 -	41.885	48.714	1:30.599 (2)	78.83	0.316	17:23:27.842
6 -	41.637	48.646	1:30.283 (1)	79.11		17:24:58.125
7 -	42.148	48.501	1:30.649 (3)	78.79	0.366	17:26:28.774

P9 26 R Eiren LONGWILL			Honda -			
IDEAL LAP TIME : 1:28.300		BEST LAP TIME : 1:29.116		DIFFERENCE : 0.816		
LAP	SECTOR 1	SECTOR 2	LAP TIME	MPH	DIFF	TIME OF DAY
1 -		51.669	1:43.621	68.92	14.505	17:17:20.728
2 -	43.216	48.999	1:32.215	77.45	3.099	17:18:52.943
3 -	42.445	51.509	1:33.954	76.02	4.838	17:20:26.897
4 -	42.530	50.005	1:32.535	77.18	3.419	17:21:59.432
5 -	41.869	49.081	1:30.950 (3)	78.53	1.834	17:23:30.382
6 -	41.765	47.879	1:29.644 (2)	79.67	0.528	17:25:00.026
7 -	40.421	48.695	1:29.116 (1)	80.14		17:26:29.142

P10 52 R Lee BARRETT			Honda - LKJ contract cleaning			
IDEAL LAP TIME : 1:29.052		BEST LAP TIME : 1:29.357		DIFFERENCE : 0.305		
LAP	SECTOR 1	SECTOR 2	LAP TIME	MPH	DIFF	TIME OF DAY
1 -		50.962	1:41.145	70.61	11.788	17:17:18.252
2 -	43.201	50.731	1:33.932	76.03	4.575	17:18:52.184
3 -	42.682	51.518	1:34.200	75.82	4.843	17:20:26.384
4 -	42.564	50.044	1:32.608	77.12	3.251	17:21:58.992
5 -	41.218	49.570	1:30.788 (3)	78.67	1.431	17:23:29.780
6 -	41.523	47.834	1:29.357 (1)	79.93		17:24:59.137
7 -	41.500	49.261	1:30.761 (2)	78.69	1.404	17:26:29.898

P11 27 R Dan COX			BMW - DC Racing/ Oakwood Joinery LTD			
IDEAL LAP TIME : 1:30.747		BEST LAP TIME : 1:30.747		DIFFERENCE : 0.000		
LAP	SECTOR 1	SECTOR 2	LAP TIME	MPH	DIFF	TIME OF DAY
1 -		51.447	1:39.631	71.68	8.884	17:17:16.738
2 -	43.360	50.383	1:33.743	76.19	2.996	17:18:50.481
3 -	43.791	50.885	1:34.676	75.44	3.929	17:20:25.157
4 -	42.469	49.829	1:32.298	77.38	1.551	17:21:57.455

Weather / Track : Cloudy / Wet

Snetterton 200
Circuit Length = 1.9840 miles
Start: 17:15 Flag 17:25 End: 17:27

BMCRC - MRO Championships 2015 - Rnd 10 @ Snetterton 200

ePayMe MRO Powerbikes inc Clubman 1000 & BMCRC Rookie 1000

RACE 14 - SECTOR ANALYSIS

SECTOR 1 = FL to I1, SECTOR 2 = I1 to FL, DIFF = Difference To Personal Best Lap

5 -	42.139	49.670	1:31.809 (3)	77.79	1.062	17:23:29.264
6 -	42.303	49.205	1:31.508 (2)	78.05	0.761	17:25:00.772
7 -	41.604	49.143	1:30.747 (1)	78.70		17:26:31.519

P12	24 C	Alan SMITH	Kawasaki - Mervyn Lambert Plant / Orwells Mcs			
IDEAL LAP TIME : 1:30.972		BEST LAP TIME : 1:30.972	DIFFERENCE : 0.000			
LAP	SECTOR 1	SECTOR 2	LAP TIME	MPH	DIFF	TIME OF DAY
1 -		50.503	1:40.539	71.04	9.567	17:17:17.646
2 -	43.534	50.418	1:33.952	76.02	2.980	17:18:51.598
3 -	43.618	51.205	1:34.823	75.32	3.851	17:20:26.421
4 -	42.482	50.379	1:32.861	76.91	1.889	17:21:59.282
5 -	42.612	49.444	1:32.056 (2)	77.58	1.084	17:23:31.338
6 -	42.796	49.435	1:32.231 (3)	77.44	1.259	17:25:03.569
7 -	42.113	48.859	1:30.972 (1)	78.51		17:26:34.541

P13	37 C	Aldo MORELLO	BMW - UK Roofing & Plastics Supplies Ltd			
IDEAL LAP TIME : 1:32.558		BEST LAP TIME : 1:32.558	DIFFERENCE : 0.000			
LAP	SECTOR 1	SECTOR 2	LAP TIME	MPH	DIFF	TIME OF DAY
1 -		52.014	1:43.270	69.16	10.712	17:17:20.377
2 -	45.045	50.805	1:35.850	74.51	3.292	17:18:56.227
3 -	44.455	50.849	1:35.304	74.94	2.746	17:20:31.531
4 -	44.191	50.601	1:34.792	75.34	2.234	17:22:06.323
5 -	43.984	50.555	1:34.539 (3)	75.55	1.981	17:23:40.862
6 -	42.977	49.581	1:32.558 (1)	77.16		17:25:13.420
7 -	43.355	50.126	1:33.481 (2)	76.40	0.923	17:26:46.901

P14	79 R	Rodney HACLIN	Suzuki - www.manormews.co.uk			
IDEAL LAP TIME : 1:36.316		BEST LAP TIME : 1:36.421	DIFFERENCE : 0.105			
LAP	SECTOR 1	SECTOR 2	LAP TIME	MPH	DIFF	TIME OF DAY
1 -		53.030	1:45.391	67.77	8.970	17:17:22.498
2 -	44.845	51.576	1:36.421 (1)	74.07		17:18:58.919
3 -	44.856	51.843	1:36.699 (3)	73.86	0.278	17:20:35.618
4 -	44.992	51.656	1:36.648 (2)	73.90	0.227	17:22:12.266
5 -	44.740	52.155	1:36.895	73.71	0.474	17:23:49.161
6 -	45.205	51.703	1:36.908	73.70	0.487	17:25:26.069
7 -	45.870	53.128	1:38.998	72.14	2.577	17:27:05.067

P15	58	Vince BUTLER	Yamaha -			
IDEAL LAP TIME : 1:52.362		BEST LAP TIME : 1:37.696	DIFFERENCE : -14.665			
LAP	SECTOR 1	SECTOR 2	LAP TIME	MPH	DIFF	TIME OF DAY
1 -		50.501	1:37.696 (1)	73.10		17:17:14.803

BMCRC - MRO Championships 2015 - Rnd 10 @ Snetterton 200

ePayMe MRO Powerbikes inc Clubman 1000 & BMCRC Rookie 1000

RACE 14 - BEST SECTORS

SECTOR 1			SECTOR 2			IDEAL / BEST COMPARISON						
POS	NO	NAME	TIME	NO	NAME	TIME	POS	NO	NAME	IDEAL	BEST	DIFF
									PERFECT LAP	1:22.777		
1	3	PARKER	38.103	3	PARKER	44.674	1	3	PARKER	1:22.777	1:22.990	0.213
2	47	DANCE	38.268	47	DANCE	44.782	2	47	DANCE	1:23.050	1:23.050	0.000
3	21	BAKER	38.797	21	BAKER	45.798	3	21	BAKER	1:24.595	1:24.740	0.145
4	142	BARNES	39.187	191	STREETER	45.961	4	191	STREETER	1:25.297	1:25.297	0.000
5	191	STREETER	39.336	142	BARNES	46.256	5	142	BARNES	1:25.443	1:25.529	0.086
6	26	LONGWILL	40.421	52	BARRETT	47.834	6	26	LONGWILL	1:28.300	1:29.116	0.816
7	31	CROUCHER	40.773	26	LONGWILL	47.879	7	52	BARRETT	1:29.052	1:29.357	0.305
8	52	BARRETT	41.218	31	CROUCHER	48.474	8	31	CROUCHER	1:29.247	1:29.247	0.000
9	27	COX	41.604	74	BURKE	48.501	9	74	BURKE	1:30.138	1:30.283	0.145
10	74	BURKE	41.637	24	SMITH	48.859	10	27	COX	1:30.747	1:30.747	0.000
11	46	GATES	41.722	27	COX	49.143	11	46	GATES	1:30.939	1:31.160	0.221
12	24	SMITH	42.113	46	GATES	49.217	12	24	SMITH	1:30.972	1:30.972	0.000
13	37	MORELLO	42.977	37	MORELLO	49.581	13	37	MORELLO	1:32.558	1:32.558	0.000
14	79	HACLIN	44.740	58	BUTLER	50.501	14	79	HACLIN	1:36.316	1:36.421	0.105
15	58	BUTLER	1:01.861	79	HACLIN	51.576	15	58	BUTLER	1:52.362	1:37.696	-14.665

Weather / Track : Cloudy / Wet

Results can be found at www.tsl-timing.com

Snetterton 200

Circuit Length = 1.9840 miles

Start: 17:15 Flag 17:25 End: 17:27

Printed - 17:27 Saturday, 24 October 2015

BMCRC - MRO Championships 2015 - Rnd 10 @ Snetterton 200

ePayMe MRO Powerbikes inc Clubman 1000 & BMCRC Rookie 1000

RACE 6 - GRID (9 Laps)



ROW 10	30	98	Thomas KIY	29	112	James NAGY	28	11	Mick WHALLEY					
ROW 9		27	9	Mark O'BRIEN	26	14	Chris BURRAGE	25	72	Michael O'BRIEN				
ROW 8		24	173	Stephen DRAPER	23	10	Mark MASKELL	22	158	Seb KELLY				
ROW 7		21	29	Aaron COADY	20	92	Mark SYKES	19	88	Mark THOMPSON				
ROW 6		18	57	David MILLS	17	76	Jason BYARD	16	141	Ramone DURRANI				
ROW 5			1:37.696	15	58	Vince BUTLER	14	79	Rodney HACLIN	1:36.421	13	37	Aldo MORELLO	1:32.558
ROW 4			1:31.160	12	46	Simon GATES	11	24	Alan SMITH	1:30.972	10	27	Dan COX	1:30.747
ROW 3			1:30.283	9	74	Andrew BURKE	8	52	Lee BARRETT	1:29.357	7	31	Jack CROUCHER	1:29.247
ROW 2			1:29.116	6	26	Eiren LONGWILL	5	142	Ross BARNES	1:25.529	4	191	Matthew STREETER	1:25.297
ROW 1			1:24.740	3	21	Peter BAKER	2	47	Daryl DANCE	1:23.050	1	3	Colin PARKER	1:22.990
														Pole

Snetterton 200
Circuit Length = 1.9840 miles

These results are provisional until the conclusion of any judicial and technical matters.

Clerk Of Course :	Timekeeper :
-------------------	--------------

Results can be found at www.tsl-timing.com

Printed - 17:29 Saturday, 24 October 2015



BMCRC - MRO Championships 2015 - Rnd 10 @ Snetterton 200

ePayMe MRO Powerbikes inc Clubman 1000 & BMCRC Rookie 1000



RACE 1 - SILVERSTONE ROUND - CLASSIFICATION

POS	NO	CL	PIC NAME	ENTRY	LAPS	TIME	GAP	DIFF	MPH	BEST	ON
1	3		1 Colin PARKER	Kawasaki - Global Robots	7	9:43.000			85.75	1:20.873	7
2	47		2 Daryl DANCE	Yamaha - 2 brothers scaffolding/Dad	7	9:43.098	0.098	0.098	85.74	1:20.940	6
3	21		3 Peter BAKER	Kawasaki -	7	9:59.622	16.622	16.524	83.38	1:24.052	2
4	92	C	1 Mark SYKES	Kawasaki - Mark Bowden / Tilted Barrel / Sykes Roc	7	10:13.159	30.159	13.537	81.54	1:26.159	6
5	24	C	2 Alan SMITH	Kawasaki - Mervyn Lambert Plant / Orwells Mcs	7	10:21.697	38.697	8.538	80.42	1:27.433	5
6	31	C	3 Jack CROUCHER	Kawasaki - co-Tron	7	10:32.117	49.117	10.420	79.09	1:27.616	5
7	37	C	4 Aldo MORELLO	BMW - UK Roofing & Plastics Supplies Ltd	7	10:38.088	55.088	5.971	78.35	1:28.715	6
8	52	R	1 Lee BARRETT	Honda - LKJ contract cleaning	7	10:42.434	59.434	4.346	77.82	1:29.160	7
9	10	R	2 Mark MASKELL	BMW - h4hrr.co.uk - Poppy Nursing Services	7	11:09.528	1:26.528	27.094	74.67	1:33.249	5
10	79	R	3 Rodney HACLIN	Suzuki - www.manormews.co.uk	7	11:17.204	1:34.204	7.676	73.82	1:35.340	4
11	57	C	5 David MILLS	Kawasaki - Area 51 Racing	6	9:46.377	1 Lap	1 Lap	73.08	1:35.469	3

FASTEST LAP

3			Colin PARKER	Kawasaki - Global Robots	7	1:20.873		88.31 mph	142.13 kph
92	C		Mark SYKES	Kawasaki - Mark Bowden / Tilted Barrel / Sykes Roc	6	1:26.159		82.89 mph	133.41 kph
52	R		Lee BARRETT	Honda - LKJ contract cleaning	7	1:29.160		80.10 mph	128.92 kph

Class - 90% of Race Speed = 77.17 mph
 Class C - 90% of Race Speed = 73.38 mph
 Class R - 90% of Race Speed = 70.03 mph

Snetterton 200
 Circuit Length = 1.9840 miles
 Start: 09:57 Flag 10:07 End: 10:08

Weather / Track : Cloudy / Wet

These results are provisional until the conclusion of any judicial and technical matters.

Clerk Of Course :	Timekeeper :
-------------------	--------------

Results can be found at www.tsl-timing.com

Printed - 10:08 Sunday, 25 October 2015



BMCRC - MRO Championships 2015 - Rnd 10 @ Snetterton 200

ePayMe MRO Powerbikes inc Clubman 1000 & BMCRC Rookie 1000

RACE 1 - SILVERSTONE ROUND - LAP CHART

LAP 1 @ 09:58:53.376

NO	BEHIND	LAP TIME
3		1:29.738
47	0.152	1:29.890
21	1.688	1:31.426
92	3.898	1:33.636
24	4.219	1:33.957
37	6.521	1:36.259
31	9.151	1:38.889
52	9.226	1:38.964
79	12.375	1:42.113
10	14.355	1:44.093
57	15.589	1:45.327

LAP 2 @ 10:00:16.700

NO	BEHIND	LAP TIME
47		1:23.172
3	0.181	1:23.505
21	2.416	1:24.052
92	8.246	1:27.672
24	8.573	1:27.678
37	13.715	1:30.518
31	16.137	1:30.310
52	18.577	1:32.675
79	24.670	1:35.619
10	25.437	1:34.406
57	28.591	1:36.326

LAP 3 @ 10:01:39.180

NO	BEHIND	LAP TIME
47		1:22.480
3	0.539	1:22.838
21	4.261	1:24.325
92	11.961	1:26.195
24	14.179	1:28.086
37	21.906	1:30.671
31	23.995	1:30.338
52	26.654	1:30.557
10	37.563	1:34.606
79	37.672	1:35.482
57	41.580	1:35.469

LAP 4 @ 10:03:02.212

NO	BEHIND	LAP TIME
47		1:23.032
3	0.146	1:22.639
21	5.723	1:24.494
92	15.582	1:26.653
24	19.950	1:28.803
37	28.726	1:29.852
31	29.840	1:28.877
52	34.408	1:30.786
10	48.427	1:33.896
79	49.980	1:35.340
57	54.418	1:35.870

LAP 5 @ 10:04:24.314

NO	BEHIND	LAP TIME
47		1:22.102
3	0.302	1:22.258
21	8.118	1:24.497

92	19.800	1:26.320
24	25.281	1:27.433
31	35.354	1:27.616
37	37.374	1:30.750
52	42.924	1:30.618
10	59.574	1:33.249
79	1:04.582	1:36.704
57	1:08.117	1:35.801

LAP 6 @ 10:05:45.254

NO	BEHIND	LAP TIME
47		1:20.940
3	0.511	1:21.149
21	11.946	1:24.768
92	25.019	1:26.159
24	31.938	1:27.597
31	42.164	1:27.750
37	45.149	1:28.715
52	51.658	1:29.674
10	1:12.204	1:33.570
79	1:19.206	1:35.564

LAP 7 @ 10:07:06.638

NO	BEHIND	LAP TIME
3		1:20.873
47	0.098	1:21.482
57	1 Lap	1:37.584
21	16.622	1:26.060
92	30.159	1:26.524
24	38.697	1:28.143
31	49.117	1:28.337
37	55.088	1:31.323
52	59.434	1:29.160
10	1:26.528	1:35.708
79	1:34.204	1:36.382

Weather / Track : Cloudy / Wet

Results can be found at www.tsl-timing.com

Snetterton 200
Circuit Length = 1.9840 miles
Start: 09:57 Flag 10:07 End: 10:08

Printed - 10:09 Sunday, 25 October 2015

BMCRC - MRO Championships 2015 - Rnd 10 @ Snetterton 200

ePayMe MRO Powerbikes inc Clubman 1000 & BMCRC Rookie 1000

RACE 1 - SILVERSTONE ROUND - SECTOR ANALYSIS

SECTOR 1 = FL to I1, SECTOR 2 = I1 to FL, DIFF = Difference To Personal Best Lap

P1 3		Colin PARKER		Kawasaki - Global Robots		
IDEAL LAP TIME : 1:20.860		BEST LAP TIME : 1:20.873		DIFFERENCE : 0.013		
LAP	SECTOR 1	SECTOR 2	LAP TIME	MPH	DIFF	TIME OF DAY
1 -		45.855	1:29.738	79.59	8.865	09:58:53.376
2 -	38.206	45.299	1:23.505	85.53	2.632	10:00:16.881
3 -	37.866	44.972	1:22.838	86.22	1.965	10:01:39.719
4 -	37.879	44.760	1:22.639	86.43	1.766	10:03:02.358
5 -	37.718	44.540	1:22.258 (3)	86.83	1.385	10:04:24.616
6 -	37.244	43.905	1:21.149 (2)	88.01	0.276	10:05:45.765
7 -	36.955	43.918	1:20.873 (1)	88.31		10:07:06.638

P2 47		Daryl DANCE		Yamaha - 2 brothers scaffolding/Dad		
IDEAL LAP TIME : 1:20.585		BEST LAP TIME : 1:20.940		DIFFERENCE : 0.355		
LAP	SECTOR 1	SECTOR 2	LAP TIME	MPH	DIFF	TIME OF DAY
1 -		45.272	1:29.890	79.45	8.950	09:58:53.528
2 -	38.357	44.815	1:23.172	85.87	2.232	10:00:16.700
3 -	37.641	44.839	1:22.480	86.59	1.540	10:01:39.180
4 -	37.661	45.371	1:23.032	86.02	2.092	10:03:02.212
5 -	37.795	44.307	1:22.102 (3)	86.99	1.162	10:04:24.314
6 -	37.158	43.782	1:20.940 (1)	88.24		10:05:45.254
7 -	36.803	44.679	1:21.482 (2)	87.65	0.542	10:07:06.736

P3 21		Peter BAKER		Kawasaki -		
IDEAL LAP TIME : 1:23.795		BEST LAP TIME : 1:24.052		DIFFERENCE : 0.257		
LAP	SECTOR 1	SECTOR 2	LAP TIME	MPH	DIFF	TIME OF DAY
1 -		46.994	1:31.426	78.12	7.374	09:58:55.064
2 -	38.742	45.310	1:24.052 (1)	84.97		10:00:19.116
3 -	38.818	45.507	1:24.325 (2)	84.70	0.273	10:01:43.441
4 -	38.862	45.632	1:24.494 (3)	84.53	0.442	10:03:07.935
5 -	38.485	46.012	1:24.497	84.53	0.445	10:04:32.432
6 -	38.555	46.213	1:24.768	84.25	0.716	10:05:57.200
7 -	39.624	46.436	1:26.060	82.99	2.008	10:07:23.260

P4 92 C		Mark SYKES		Kawasaki - Mark Bowden / Tilted Barrel / Sykes Roofing		
IDEAL LAP TIME : 1:25.869		BEST LAP TIME : 1:26.159		DIFFERENCE : 0.290		
LAP	SECTOR 1	SECTOR 2	LAP TIME	MPH	DIFF	TIME OF DAY
1 -		47.961	1:33.636	76.27	7.477	09:58:57.274
2 -	40.318	47.354	1:27.672	81.46	1.513	10:00:24.946
3 -	39.533	46.662	1:26.195 (2)	82.86	0.036	10:01:51.141
4 -	39.854	46.799	1:26.653	82.42	0.494	10:03:17.794
5 -	39.574	46.746	1:26.320 (3)	82.74	0.161	10:04:44.114
6 -	39.823	46.336	1:26.159 (1)	82.89		10:06:10.273
7 -	39.981	46.543	1:26.524	82.54	0.365	10:07:36.797

P5 24 C		Alan SMITH		Kawasaki - Mervyn Lambert Plant / Orwells Mcs		
IDEAL LAP TIME : 1:27.190		BEST LAP TIME : 1:27.433		DIFFERENCE : 0.243		
LAP	SECTOR 1	SECTOR 2	LAP TIME	MPH	DIFF	TIME OF DAY
1 -		47.337	1:33.957	76.01	6.524	09:58:57.595
2 -	40.446	47.232	1:27.678 (3)	81.46	0.245	10:00:25.273
3 -	39.958	48.128	1:28.086	81.08	0.653	10:01:53.359
4 -	40.787	48.016	1:28.803	80.43	1.370	10:03:22.162
5 -	40.027	47.406	1:27.433 (1)	81.69		10:04:49.595
6 -	40.236	47.361	1:27.597 (2)	81.53	0.164	10:06:17.192
7 -	40.185	47.958	1:28.143	81.03	0.710	10:07:45.335

P6 31 C		Jack CROUCHER		Kawasaki - co-Tron		
IDEAL LAP TIME : 1:27.479		BEST LAP TIME : 1:27.616		DIFFERENCE : 0.137		
LAP	SECTOR 1	SECTOR 2	LAP TIME	MPH	DIFF	TIME OF DAY

Weather / Track : Cloudy / Wet

Snetterton 200
Circuit Length = 1.9840 miles
Start: 09:57 Flag 10:07 End: 10:08

BMCRC - MRO Championships 2015 - Rnd 10 @ Snetterton 200

ePayMe MRO Powerbikes inc Clubman 1000 & BMCRC Rookie 1000

RACE 1 - SILVERSTONE ROUND - SECTOR ANALYSIS

SECTOR 1 = FL to I1, SECTOR 2 = I1 to FL, DIFF = Difference To Personal Best Lap

Lap	Time	Time	Time	MPH	Diff	Time of Day
1 -		50.258		1:38.889	72.22	11.273 09:59:02.527
2 -	41.123	49.187		1:30.310	79.08	2.694 10:00:32.837
3 -	41.700	48.638		1:30.338	79.06	2.722 10:02:03.175
4 -	40.962	47.915		1:28.877	80.36	1.261 10:03:32.052
5 -	40.244	47.372		1:27.616 (1)	81.52	10:04:59.668
6 -	40.107	47.643		1:27.750 (2)	81.39	0.134 10:06:27.418
7 -	40.586	47.751		1:28.337 (3)	80.85	0.721 10:07:55.755

P7 37 C Aldo MORELLO			BMW - UK Roofing & Plastics Supplies Ltd			
IDEAL LAP TIME : 1:28.715		BEST LAP TIME : 1:28.715		DIFFERENCE : 0.000		
LAP	SECTOR 1	SECTOR 2	LAP TIME	MPH	DIFF	TIME OF DAY

1 -		49.053		1:36.259	74.20	7.544 09:58:59.897
2 -	41.652	48.866		1:30.518 (3)	78.90	1.803 10:00:30.415
3 -	42.079	48.592		1:30.671	78.77	1.956 10:02:01.086
4 -	41.251	48.601		1:29.852 (2)	79.49	1.137 10:03:30.938
5 -	41.852	48.898		1:30.750	78.70	2.035 10:05:01.688
6 -	41.016	47.699		1:28.715 (1)	80.51	10:06:30.403
7 -	41.946	49.377		1:31.323	78.21	2.608 10:08:01.726

P8 52 R Lee BARRETT			Honda - LKJ contract cleaning			
IDEAL LAP TIME : 1:28.839		BEST LAP TIME : 1:29.160		DIFFERENCE : 0.321		
LAP	SECTOR 1	SECTOR 2	LAP TIME	MPH	DIFF	TIME OF DAY

1 -		50.679		1:38.964	72.17	9.804 09:59:02.602
2 -	42.720	49.955		1:32.675	77.07	3.515 10:00:35.277
3 -	41.322	49.235		1:30.557 (3)	78.87	1.397 10:02:05.834
4 -	41.160	49.626		1:30.786	78.67	1.626 10:03:36.620
5 -	41.502	49.116		1:30.618	78.82	1.458 10:05:07.238
6 -	41.368	48.306		1:29.674 (2)	79.65	0.514 10:06:36.912
7 -	40.533	48.627		1:29.160 (1)	80.10	10:08:06.072

P9 10 R Mark MASKELL			BMW - h4hrr.co.uk - Poppy Nursing Services			
IDEAL LAP TIME : 1:32.714		BEST LAP TIME : 1:33.249		DIFFERENCE : 0.535		
LAP	SECTOR 1	SECTOR 2	LAP TIME	MPH	DIFF	TIME OF DAY

1 -		52.527		1:44.093	68.61	10.844 09:59:07.731
2 -	44.157	50.249		1:34.406	75.65	1.157 10:00:42.137
3 -	43.646	50.960		1:34.606	75.49	1.357 10:02:16.743
4 -	42.870	51.026		1:33.896 (3)	76.06	0.647 10:03:50.639
5 -	42.465	50.784		1:33.249 (1)	76.59	10:05:23.888
6 -	42.965	50.605		1:33.570 (2)	76.33	0.321 10:06:57.458
7 -	43.533	52.175		1:35.708	74.62	2.459 10:08:33.166

P10 79 R Rodney HACLIN			Suzuki - www.manormews.co.uk			
IDEAL LAP TIME : 1:35.267		BEST LAP TIME : 1:35.340		DIFFERENCE : 0.073		
LAP	SECTOR 1	SECTOR 2	LAP TIME	MPH	DIFF	TIME OF DAY

1 -		51.465		1:42.113	69.94	6.773 09:59:05.751
2 -	44.362	51.257		1:35.619	74.69	0.279 10:00:41.370
3 -	44.166	51.316		1:35.482 (2)	74.80	0.142 10:02:16.852
4 -	44.010	51.330		1:35.340 (1)	74.91	10:03:52.192
5 -	44.556	52.148		1:36.704	73.85	1.364 10:05:28.896
6 -	44.220	51.344		1:35.564 (3)	74.74	0.224 10:07:04.460
7 -	44.115	52.267		1:36.382	74.10	1.042 10:08:40.842

P11 57 C David MILLS			Kawasaki - Area 51 Racing			
IDEAL LAP TIME : 1:35.469		BEST LAP TIME : 1:35.469		DIFFERENCE : 0.000		
LAP	SECTOR 1	SECTOR 2	LAP TIME	MPH	DIFF	TIME OF DAY

1 -		52.973		1:45.327	67.81	9.858 09:59:08.965
2 -	44.239	52.087		1:36.326	74.14	0.857 10:00:45.291
3 -	43.699	51.770		1:35.469 (1)	74.81	10:02:20.760
4 -	43.938	51.932		1:35.870 (3)	74.50	0.401 10:03:56.630

Weather / Track : Cloudy / Wet

Snetterton 200
Circuit Length = 1.9840 miles
Start: 09:57 Flag 10:07 End: 10:08

BMCRC - MRO Championships 2015 - Rnd 10 @ Snetterton 200

ePayMe MRO Powerbikes inc Clubman 1000 & BMCRC Rookie 1000

RACE 1 - SILVERSTONE ROUND - SECTOR ANALYSIS

SECTOR 1 = FL to I1, SECTOR 2 = I1 to FL, DIFF = Difference To Personal Best Lap

5 -	44.029	51.772	1:35.801 (2)	74.55	0.332	10:05:32.431
6 -	44.439	53.145	1:37.584	73.19	2.115	10:07:10.015

BMCRRC - MRO Championships 2015 - Rnd 10 @ Snetterton 200

ePayMe MRO Powerbikes inc Clubman 1000 & BMCRRC Rookie 1000

RACE 1 - SILVERSTONE ROUND - BEST SECTORS

SECTOR 1			SECTOR 2			IDEAL / BEST COMPARISON						
POS	NO	NAME	TIME	NO	NAME	TIME	POS	NO	NAME	IDEAL	BEST	DIFF
1	47	DANCE	36.803	47	DANCE	43.782	1	47	DANCE	1:20.585	1:20.940	0.355
2	3	PARKER	36.955	3	PARKER	43.905	2	3	PARKER	1:20.860	1:20.873	0.013
3	21	BAKER	38.485	21	BAKER	45.310	3	21	BAKER	1:23.795	1:24.052	0.257
4	92	SYKES	39.533	92	SYKES	46.336	4	92	SYKES	1:25.869	1:26.159	0.290
5	24	SMITH	39.958	24	SMITH	47.232	5	24	SMITH	1:27.190	1:27.433	0.243
6	31	CROUCHER	40.107	31	CROUCHER	47.372	6	31	CROUCHER	1:27.479	1:27.616	0.137
7	52	BARRETT	40.533	37	MORELLO	47.699	7	37	MORELLO	1:28.715	1:28.715	0.000
8	37	MORELLO	41.016	52	BARRETT	48.306	8	52	BARRETT	1:28.839	1:29.160	0.321
9	10	MASKELL	42.465	10	MASKELL	50.249	9	10	MASKELL	1:32.714	1:33.249	0.535
10	57	MILLS	43.699	79	HACLIN	51.257	10	79	HACLIN	1:35.267	1:35.340	0.073
11	79	HACLIN	44.010	57	MILLS	51.770	11	57	MILLS	1:35.469	1:35.469	0.000

PERFECT LAP 1:20.585

Weather / Track : Cloudy / Wet

Results can be found at www.tsl-timing.com

Snetterton 200

Circuit Length = 1.9840 miles

Start: 09:57 Flag 10:07 End: 10:08

Printed - 10:09 Sunday, 25 October 2015

BMCRC - MRO Championships 2015 - Rnd 10 @ Snetterton 200

ePayMe MRO Powerbikes inc Clubman 1000 & BMCRC Rookie 1000



RACE 6 - CLASSIFICATION

POS	NO	CL	PIC NAME	ENTRY	LAPS	TIME	GAP	DIFF	MPH	BEST	ON
1	47		Daryl DANCE	Yamaha - 2 brothers scaffolding/Dad	7	9:04.842			91.76	1:15.417	5
2	21		Peter BAKER	Kawasaki -	7	9:14.471	9.629	9.629	90.17	1:17.036	4
3	191	R	Matthew STREETER	Honda - Alltrades Building Services (EA) Ltd	7	9:18.271	13.429	3.800	89.55	1:17.598	4
4	3		Colin PARKER	Kawasaki - Global Robots	7	9:29.500	24.658	11.229	87.79	1:18.295	4
5	24	C	Alan SMITH	Kawasaki - Mervyn Lambert Plant / Orwells Mcs	7	9:38.157	33.315	8.657	86.47	1:20.326	5
6	31	C	Jack CROUCHER	Kawasaki - co-Tron	7	9:38.202	33.360	0.045	86.47	1:20.227	3
7	37	C	Aldo MORELLO	BMW - UK Roofing & Plastics Supplies Ltd	7	9:38.576	33.734	0.374	86.41	1:19.650	7
8	142	C	Ross BARNES	Kawasaki - FPRacing Chasbikes	7	9:41.204	36.362	2.628	86.02	1:21.168	4
9	173	C	Stephen DRAPER	Kawasaki -	7	9:41.274	36.432	0.070	86.01	1:19.599	7
10	58		Vince BUTLER	Yamaha -	7	9:44.556	39.714	3.282	85.53	1:20.565	6
11	92	C	Mark SYKES	Kawasaki - Mark Bowden / Tilted Barrel / Sykes Roc	7	9:50.527	45.685	5.971	84.66	1:21.029	5
12	74	C	Andrew BURKE	Honda -	7	9:51.251	46.409	0.724	84.56	1:22.661	2
13	52	R	Lee BARRETT	Honda - LKJ contract cleaning	7	9:52.086	47.244	0.835	84.44	1:22.418	7
14	26	R	Eiren LONGWILL	Honda -	7	9:52.469	47.627	0.383	84.38	1:20.650	5
15	27	R	Dan COX	BMW - DC Racing/ Oakwood Joinery LTD	7	9:52.938	48.096	0.469	84.32	1:20.939	6
16	72		Michael O'BRIEN	Yamaha -	7	9:55.651	50.809	2.713	83.93	1:20.366	6
17	9	R	Mark O'BRIEN	Ducati - obrienhifi.com	7	9:57.182	52.340	1.531	83.72	1:21.991	6
18	46	C	Simon GATES	Yamaha - No Talentino Rossi (Team FATI Yamaha)	7	10:05.759	1:00.917	8.577	82.53	1:24.166	7
19	57	C	David MILLS	Kawasaki - Area 51 Racing	7	10:13.927	1:09.085	8.168	81.43	1:25.618	3

NOT CLASSIFIED

DNF	71	C	Colin CLUNE	Kawasaki -	3	4:41.921	4 Laps	4 Laps	76.00	1:28.843	3
DNF	79	R	Rodney HACLIN	Suzuki - www.manormews.co.uk	2	3:01.877	5 Laps	1 Lap	78.54	1:24.124	2
DNF	10	R	Mark MASKELL	BMW - h4hrr.co.uk - Poppy Nursing Services	1	1:40.898	6 Laps	1 Lap	70.78	1:40.898	1
DNF	158		Seb KELLY	Yamaha - Go racing Developments	0						

FASTEST LAP

	47		Daryl DANCE	Yamaha - 2 brothers scaffolding/Dad	5	1:15.417		94.70 mph	152.41 kph
	191	R	Matthew STREETER	Honda - Alltrades Building Services (EA) Ltd	4	1:17.598		92.04 mph	148.13 kph
	173	C	Stephen DRAPER	Kawasaki -	7	1:19.599		89.73 mph	144.40 kph

Class - 90% of Race Speed = 82.58 mph
 Class R - 90% of Race Speed = 80.59 mph
 Class C - 90% of Race Speed = 77.82 mph

Snetterton 200
 Circuit Length = 1.9840 miles
 Start: 12:26 Flag 12:35 End: 12:36

Weather / Track : Cloudy / Drying

These results are provisional until the conclusion of any judicial and technical matters.

Clerk Of Course :	Timekeeper :
-------------------	--------------

Results can be found at www.tsl-timing.com

Printed - 12:37 Sunday, 25 October 2015



BMCRC - MRO Championships 2015 - Rnd 10 @ Snetterton 200

ePayMe MRO Powerbikes inc Clubman 1000 & BMCRC Rookie 1000

RACE 6 - LAP CHART

LAP 1 @ 12:27:59.601

NO	BEHIND	LAP TIME
47		1:25.668
191	1.051	1:26.719
3	1.661	1:27.329
21	2.649	1:28.317
24	4.450	1:30.118
142	4.487	1:30.155
52	5.160	1:30.828
74	5.809	1:31.477
31	6.396	1:32.064
58	8.104	1:33.772
37	8.467	1:34.135
27	8.552	1:34.220
173	9.153	1:34.821
46	9.334	1:35.002
26	11.188	1:36.856
92	11.342	1:37.010
79	12.085	1:37.753
9	12.158	1:37.826
57	13.329	1:38.997
10	15.230	1:40.898
72	15.595	1:41.263
71	16.181	1:41.849

LAP 2 @ 12:29:17.281

NO	BEHIND	LAP TIME
47		1:17.680
191	2.816	1:19.445
3	3.410	1:19.429
21	3.877	1:18.908
142	8.868	1:22.061
24	9.011	1:22.241
74	10.790	1:22.661
31	11.130	1:22.414
52	11.151	1:23.671
37	11.362	1:20.575
58	13.404	1:22.980
173	13.491	1:22.018
27	16.651	1:25.779
92	17.482	1:23.820
46	17.557	1:25.903
26	18.151	1:24.643
79	18.529	1:24.124
9	18.877	1:24.399
57	21.455	1:25.806
72	23.580	1:25.665
71	29.730	1:31.229

LAP 3 @ 12:30:33.465

NO	BEHIND	LAP TIME
47		1:16.184
191	5.122	1:18.490
21	6.185	1:18.492
3	6.598	1:19.372
142	13.908	1:21.224
31	15.173	1:20.227
24	15.272	1:22.445
37	16.615	1:21.437
74	17.524	1:22.918
173	18.687	1:21.380
52	19.376	1:24.409
58	20.187	1:22.967

Weather / Track : Cloudy / Drying

Results can be found at www.tsl-timing.com

27	24.106	1:23.639
92	24.536	1:23.238
26	25.593	1:23.626
46	27.462	1:26.089
9	27.548	1:24.855
57	30.889	1:25.618
72	30.982	1:23.586
71	42.389	1:28.843

LAP 4 @ 12:31:49.995

NO	BEHIND	LAP TIME
47		1:16.530
191	6.190	1:17.598
21	6.691	1:17.036
3	8.363	1:18.295
142	18.546	1:21.168
31	19.290	1:20.647
24	20.018	1:21.276
37	21.220	1:21.135
173	24.930	1:22.773
74	25.000	1:24.006
58	25.750	1:22.093
52	27.270	1:24.424
92	30.326	1:22.320
27	30.574	1:22.998
26	31.201	1:22.138
9	33.524	1:22.506
46	36.277	1:25.345
72	36.995	1:22.543
57	40.316	1:25.957

LAP 5 @ 12:33:05.412

NO	BEHIND	LAP TIME
47		1:15.417
21	8.582	1:17.308
191	9.423	1:18.650
3	14.176	1:21.230
31	24.360	1:20.487
142	24.374	1:21.245
24	24.927	1:20.326
37	26.046	1:20.243
173	29.998	1:20.485
58	31.641	1:21.308
74	32.677	1:23.094
52	34.933	1:23.080
92	35.938	1:21.029
26	36.434	1:20.650
27	37.520	1:22.363
9	40.337	1:22.230
72	42.793	1:21.215
46	45.543	1:24.683
57	50.745	1:25.846

LAP 6 @ 12:34:21.393

NO	BEHIND	LAP TIME
47		1:15.981
21	9.816	1:17.215
191	11.679	1:18.237
3	18.738	1:20.543
31	29.451	1:21.072
24	29.990	1:21.044
37	31.466	1:21.401
142	31.745	1:23.352

173	34.215	1:20.198
58	36.225	1:20.565
74	39.598	1:22.902
92	41.233	1:21.276
52	42.208	1:23.256
27	42.478	1:20.939
26	42.611	1:22.158
9	46.347	1:21.991
72	47.178	1:20.366
46	54.133	1:24.571
57	1:00.413	1:25.649

LAP 7 @ 12:35:38.775

NO	BEHIND	LAP TIME
47		1:17.382
21	9.629	1:17.195
191	13.429	1:19.132
3	24.658	1:23.302
24	33.315	1:20.707
31	33.360	1:21.291
37	33.734	1:19.650
142	36.362	1:21.999
173	36.432	1:19.599
58	39.714	1:20.871
92	45.685	1:21.834
74	46.409	1:24.193
52	47.244	1:22.418
26	47.627	1:22.398
27	48.096	1:23.000
72	50.809	1:21.013
9	52.340	1:23.375
46	1:00.917	1:24.166
57	1:09.085	1:26.054

Snetterton 200

Circuit Length = 1.9840 miles

Start: 12:26 Flag 12:35 End: 12:36

Printed - 12:38 Sunday, 25 October 2015

BMCRC - MRO Championships 2015 - Rnd 10 @ Snetterton 200

ePayMe MRO Powerbikes inc Clubman 1000 & BMCRC Rookie 1000

RACE 6 - SECTOR ANALYSIS

SECTOR 1 = FL to I1, SECTOR 2 = I1 to FL, DIFF = Difference To Personal Best Lap

P1 47 Daryl DANCE		Yamaha - 2 brothers scaffolding/Dad				
IDEAL LAP TIME : 1:15.417		BEST LAP TIME : 1:15.417		DIFFERENCE : 0.000		
LAP	SECTOR 1	SECTOR 2	LAP TIME	MPH	DIFF	TIME OF DAY
1 -		43.921	1:25.668	83.37	10.251	12:27:59.601
2 -	35.679	42.001	1:17.680	91.94	2.263	12:29:17.281
3 -	34.885	41.299	1:16.184 (3)	93.75	0.767	12:30:33.465
4 -	35.110	41.420	1:16.530	93.32	1.113	12:31:49.995
5 -	34.624	40.793	1:15.417 (1)	94.70		12:33:05.412
6 -	34.875	41.106	1:15.981 (2)	94.00	0.564	12:34:21.393
7 -	35.274	42.108	1:17.382	92.30	1.965	12:35:38.775

P2 21 Peter BAKER		Kawasaki -				
IDEAL LAP TIME : 1:17.011		BEST LAP TIME : 1:17.036		DIFFERENCE : 0.025		
LAP	SECTOR 1	SECTOR 2	LAP TIME	MPH	DIFF	TIME OF DAY
1 -		44.714	1:28.317	80.87	11.281	12:28:02.250
2 -	35.982	42.926	1:18.908	90.51	1.872	12:29:21.158
3 -	35.774	42.718	1:18.492	90.99	1.456	12:30:39.650
4 -	35.323	41.713	1:17.036 (1)	92.71		12:31:56.686
5 -	35.469	41.839	1:17.308	92.39	0.272	12:33:13.994
6 -	35.355	41.860	1:17.215 (3)	92.50	0.179	12:34:31.209
7 -	35.298	41.897	1:17.195 (2)	92.52	0.159	12:35:48.404

P3 191 R Matthew STREETER		Honda - Alltrades Building Services (EA) Ltd				
IDEAL LAP TIME : 1:17.598		BEST LAP TIME : 1:17.598		DIFFERENCE : 0.000		
LAP	SECTOR 1	SECTOR 2	LAP TIME	MPH	DIFF	TIME OF DAY
1 -		43.167	1:26.719	82.36	9.121	12:28:00.652
2 -	36.667	42.778	1:19.445	89.90	1.847	12:29:20.097
3 -	36.398	42.092	1:18.490 (3)	90.99	0.892	12:30:38.587
4 -	35.946	41.652	1:17.598 (1)	92.04		12:31:56.185
5 -	36.204	42.446	1:18.650	90.81	1.052	12:33:14.835
6 -	36.191	42.046	1:18.237 (2)	91.29	0.639	12:34:33.072
7 -	36.683	42.449	1:19.132	90.26	1.534	12:35:52.204

P4 3 Colin PARKER		Kawasaki - Global Robots				
IDEAL LAP TIME : 1:18.295		BEST LAP TIME : 1:18.295		DIFFERENCE : 0.000		
LAP	SECTOR 1	SECTOR 2	LAP TIME	MPH	DIFF	TIME OF DAY
1 -		44.332	1:27.329	81.78	9.034	12:28:01.262
2 -	36.780	42.649	1:19.429 (3)	89.92	1.134	12:29:20.691
3 -	36.432	42.940	1:19.372 (2)	89.98	1.077	12:30:40.063
4 -	35.877	42.418	1:18.295 (1)	91.22		12:31:58.358
5 -	37.958	43.272	1:21.230	87.92	2.935	12:33:19.588
6 -	37.261	43.282	1:20.543	88.67	2.248	12:34:40.131
7 -	37.937	45.365	1:23.302	85.74	5.007	12:36:03.433

P5 24 C Alan SMITH		Kawasaki - Mervyn Lambert Plant / Orwells Mcs				
IDEAL LAP TIME : 1:20.148		BEST LAP TIME : 1:20.326		DIFFERENCE : 0.178		
LAP	SECTOR 1	SECTOR 2	LAP TIME	MPH	DIFF	TIME OF DAY
1 -		45.220	1:30.118	79.25	9.792	12:28:04.051
2 -	37.963	44.278	1:22.241	86.84	1.915	12:29:26.292
3 -	38.113	44.332	1:22.445	86.63	2.119	12:30:48.737
4 -	37.950	43.326	1:21.276	87.88	0.950	12:32:10.013
5 -	37.231	43.095	1:20.326 (1)	88.91		12:33:30.339
6 -	37.197	43.847	1:21.044 (3)	88.13	0.718	12:34:51.383
7 -	37.053	43.654	1:20.707 (2)	88.49	0.381	12:36:12.090

P6 31 C Jack CROUCHER		Kawasaki - co-Tron				
IDEAL LAP TIME : 1:20.005		BEST LAP TIME : 1:20.227		DIFFERENCE : 0.222		
LAP	SECTOR 1	SECTOR 2	LAP TIME	MPH	DIFF	TIME OF DAY
1 -						
2 -						
3 -						
4 -						
5 -						
6 -						
7 -						

Weather / Track : Cloudy / Drying

Snetterton 200
Circuit Length = 1.9840 miles
Start: 12:26 Flag 12:35 End: 12:36

BMCRC - MRO Championships 2015 - Rnd 10 @ Snetterton 200

ePayMe MRO Powerbikes inc Clubman 1000 & BMCRC Rookie 1000

RACE 6 - SECTOR ANALYSIS

SECTOR 1 = FL to I1, SECTOR 2 = I1 to FL, DIFF = Difference To Personal Best Lap

1 -		45.342	1:32.064	77.58	11.837	12:28:05.997
2 -	37.586	44.828	1:22.414	86.66	2.187	12:29:28.411
3 -	37.029	43.198	1:20.227 (1)	89.02		12:30:48.638
4 -	37.392	43.255	1:20.647 (3)	88.56	0.420	12:32:09.285
5 -	37.511	42.976	1:20.487 (2)	88.74	0.260	12:33:29.772
6 -	37.567	43.505	1:21.072	88.10	0.845	12:34:50.844
7 -	37.479	43.812	1:21.291	87.86	1.064	12:36:12.135

P7	37 C	Aldo MORELLO	BMW - UK Roofing & Plastics Supplies Ltd			
IDEAL LAP TIME : 1:19.560		BEST LAP TIME : 1:19.650		DIFFERENCE : 0.090		

LAP	SECTOR 1	SECTOR 2	LAP TIME	MPH	DIFF	TIME OF DAY
1 -		47.060	1:34.135	75.87	14.485	12:28:08.068
2 -	37.631	42.944	1:20.575 (3)	88.64	0.925	12:29:28.643
3 -	37.842	43.595	1:21.437	87.70	1.787	12:30:50.080
4 -	37.774	43.361	1:21.135	88.03	1.485	12:32:11.215
5 -	37.369	42.874	1:20.243 (2)	89.01	0.593	12:33:31.458
6 -	37.204	44.197	1:21.401	87.74	1.751	12:34:52.859
7 -	37.294	42.356	1:19.650 (1)	89.67		12:36:12.509

P8	142 C	Ross BARNES	Kawasaki - FPRacing Chasbikes			
IDEAL LAP TIME : 1:20.975		BEST LAP TIME : 1:21.168		DIFFERENCE : 0.193		

LAP	SECTOR 1	SECTOR 2	LAP TIME	MPH	DIFF	TIME OF DAY
1 -		45.571	1:30.155	79.22	8.987	12:28:04.088
2 -	37.301	44.760	1:22.061	87.03	0.893	12:29:26.149
3 -	37.223	44.001	1:21.224 (2)	87.93	0.056	12:30:47.373
4 -	36.974	44.194	1:21.168 (1)	87.99		12:32:08.541
5 -	37.224	44.021	1:21.245 (3)	87.91	0.077	12:33:29.786
6 -	38.379	44.973	1:23.352	85.69	2.184	12:34:53.138
7 -	37.596	44.403	1:21.999	87.10	0.831	12:36:15.137

P9	173 C	Stephen DRAPER	Kawasaki -			
IDEAL LAP TIME : 1:19.599		BEST LAP TIME : 1:19.599		DIFFERENCE : 0.000		

LAP	SECTOR 1	SECTOR 2	LAP TIME	MPH	DIFF	TIME OF DAY
1 -		47.518	1:34.821	75.32	15.222	12:28:08.754
2 -	37.482	44.536	1:22.018	87.08	2.419	12:29:30.772
3 -	36.696	44.684	1:21.380	87.76	1.781	12:30:52.152
4 -	37.925	44.848	1:22.773	86.29	3.174	12:32:14.925
5 -	36.224	44.261	1:20.485 (3)	88.74	0.886	12:33:35.410
6 -	36.175	44.023	1:20.198 (2)	89.06	0.599	12:34:55.608
7 -	36.164	43.435	1:19.599 (1)	89.73		12:36:15.207

P10	58	Vince BUTLER	Yamaha -			
IDEAL LAP TIME : 1:22.093		BEST LAP TIME : 1:20.565		DIFFERENCE : -1.528		

LAP	SECTOR 1	SECTOR 2	LAP TIME	MPH	DIFF	TIME OF DAY
1 -			1:33.772	76.16	13.207	12:28:07.705
2 -			1:22.980	86.07	2.415	12:29:30.685
3 -			1:22.967	86.08	2.402	12:30:53.652
4 -	38.479	43.614	1:22.093	87.00	1.528	12:32:15.745
5 -			1:21.308 (3)	87.84	0.743	12:33:37.053
6 -			1:20.565 (1)	88.65		12:34:57.618
7 -			1:20.871 (2)	88.32	0.306	12:36:18.489

P11	92 C	Mark SYKES	Kawasaki - Mark Bowden / Tilted Barrel / Sykes Roofing			
IDEAL LAP TIME : 1:20.577		BEST LAP TIME : 1:21.029		DIFFERENCE : 0.452		

LAP	SECTOR 1	SECTOR 2	LAP TIME	MPH	DIFF	TIME OF DAY
1 -		48.923	1:37.010	73.62	15.981	12:28:10.943
2 -	38.215	45.605	1:23.820	85.21	2.791	12:29:34.763
3 -	37.974	45.264	1:23.238	85.80	2.209	12:30:58.001
4 -	37.988	44.332	1:22.320	86.76	1.291	12:32:20.321

Weather / Track : Cloudy / Drying

Snetterton 200

Circuit Length = 1.9840 miles

Start: 12:26 Flag 12:35 End: 12:36

BMCRC - MRO Championships 2015 - Rnd 10 @ Snetterton 200

ePayMe MRO Powerbikes inc Clubman 1000 & BMCRC Rookie 1000

RACE 6 - SECTOR ANALYSIS

SECTOR 1 = FL to I1, SECTOR 2 = I1 to FL, DIFF = Difference To Personal Best Lap

5 -	36.887	44.142	1:21.029 (1)	88.14		12:33:41.350
6 -	37.586	43.690	1:21.276 (2)	87.88	0.247	12:35:02.626
7 -	37.140	44.694	1:21.834 (3)	87.28	0.805	12:36:24.460

P12 74 C Andrew BURKE		Honda -				
IDEAL LAP TIME : 1:22.196		BEST LAP TIME : 1:22.661				
		DIFFERENCE : 0.465				
LAP	SECTOR 1	SECTOR 2	LAP TIME	MPH	DIFF	TIME OF DAY
1 -		45.287	1:31.477	78.07	8.816	12:28:05.410
2 -	38.086	44.575	1:22.661 (1)	86.40		12:29:28.071
3 -	37.900	45.018	1:22.918 (3)	86.13	0.257	12:30:50.989
4 -	39.074	44.932	1:24.006	85.02	1.345	12:32:14.995
5 -	38.209	44.885	1:23.094	85.95	0.433	12:33:38.089
6 -	37.621	45.281	1:22.902 (2)	86.15	0.241	12:35:00.991
7 -	38.234	45.959	1:24.193	84.83	1.532	12:36:25.184

P13 52 R Lee BARRETT		Honda - LKJ contract cleaning				
IDEAL LAP TIME : 1:22.293		BEST LAP TIME : 1:22.418				
		DIFFERENCE : 0.125				
LAP	SECTOR 1	SECTOR 2	LAP TIME	MPH	DIFF	TIME OF DAY
1 -		46.079	1:30.828	78.63	8.410	12:28:04.761
2 -	38.298	45.373	1:23.671	85.36	1.253	12:29:28.432
3 -	38.818	45.591	1:24.409	84.61	1.991	12:30:52.841
4 -	39.305	45.119	1:24.424	84.60	2.006	12:32:17.265
5 -	38.467	44.613	1:23.080 (2)	85.97	0.662	12:33:40.345
6 -	38.747	44.509	1:23.256 (3)	85.79	0.838	12:35:03.601
7 -	38.423	43.995	1:22.418 (1)	86.66		12:36:26.019

P14 26 R Eiren LONGWILL		Honda -				
IDEAL LAP TIME : 1:20.650		BEST LAP TIME : 1:20.650				
		DIFFERENCE : 0.000				
LAP	SECTOR 1	SECTOR 2	LAP TIME	MPH	DIFF	TIME OF DAY
1 -		48.697	1:36.856	73.74	16.206	12:28:10.789
2 -	37.926	46.717	1:24.643	84.38	3.993	12:29:35.432
3 -	39.270	44.356	1:23.626	85.41	2.976	12:30:59.058
4 -	37.692	44.446	1:22.138 (2)	86.95	1.488	12:32:21.196
5 -	36.984	43.666	1:20.650 (1)	88.56		12:33:41.846
6 -	37.978	44.180	1:22.158 (3)	86.93	1.508	12:35:04.004
7 -	38.147	44.251	1:22.398	86.68	1.748	12:36:26.402

P15 27 R Dan COX		BMW - DC Racing/ Oakwood Joinery LTD				
IDEAL LAP TIME : 1:20.939		BEST LAP TIME : 1:20.939				
		DIFFERENCE : 0.000				
LAP	SECTOR 1	SECTOR 2	LAP TIME	MPH	DIFF	TIME OF DAY
1 -		48.313	1:34.220	75.80	13.281	12:28:08.153
2 -	39.230	46.549	1:25.779	83.26	4.840	12:29:33.932
3 -	38.508	45.131	1:23.639	85.39	2.700	12:30:57.571
4 -	38.388	44.610	1:22.998 (3)	86.05	2.059	12:32:20.569
5 -	38.166	44.197	1:22.363 (2)	86.72	1.424	12:33:42.932
6 -	37.153	43.786	1:20.939 (1)	88.24		12:35:03.871
7 -	38.255	44.745	1:23.000	86.05	2.061	12:36:26.871

P16 72 Michael O'BRIEN		Yamaha -				
IDEAL LAP TIME : 1:20.349		BEST LAP TIME : 1:20.366				
		DIFFERENCE : 0.017				
LAP	SECTOR 1	SECTOR 2	LAP TIME	MPH	DIFF	TIME OF DAY
1 -		50.214	1:41.263	70.53	20.897	12:28:15.196
2 -	39.992	45.673	1:25.665	83.37	5.299	12:29:40.861
3 -	38.476	45.110	1:23.586	85.45	3.220	12:31:04.447
4 -	38.051	44.492	1:22.543	86.53	2.177	12:32:26.990
5 -	37.548	43.667	1:21.215 (3)	87.94	0.849	12:33:48.205
6 -	36.682	43.684	1:20.366 (1)	88.87		12:35:08.571
7 -	36.698	44.315	1:21.013 (2)	88.16	0.647	12:36:29.584

Weather / Track : Cloudy / Drying

Snetterton 200

Circuit Length = 1.9840 miles

Start: 12:26 Flag 12:35 End: 12:36

BMCRC - MRO Championships 2015 - Rnd 10 @ Snetterton 200

ePayMe MRO Powerbikes inc Clubman 1000 & BMCRC Rookie 1000

RACE 6 - SECTOR ANALYSIS

SECTOR 1 = FL to I1, SECTOR 2 = I1 to FL, DIFF = Difference To Personal Best Lap

P17 9 R Mark O'BRIEN		Ducati - obrienhifi.com				
IDEAL LAP TIME : 1:21.746		BEST LAP TIME : 1:21.991		DIFFERENCE : 0.245		
LAP	SECTOR 1	SECTOR 2	LAP TIME	MPH	DIFF	TIME OF DAY
1 -		48.561	1:37.826	73.01	15.835	12:28:11.759
2 -	38.345	46.054	1:24.399	84.62	2.408	12:29:36.158
3 -	38.806	46.049	1:24.855	84.17	2.864	12:31:01.013
4 -	37.451	45.055	1:22.506 (3)	86.56	0.515	12:32:23.519
5 -	37.400	44.830	1:22.230 (2)	86.86	0.239	12:33:45.749
6 -	37.645	44.346	1:21.991 (1)	87.11		12:35:07.740
7 -	38.199	45.176	1:23.375	85.66	1.384	12:36:31.115

P18 46 C Simon GATES		Yamaha - No Talentino Rossi (Team FATI Yamaha)				
IDEAL LAP TIME : 1:24.162		BEST LAP TIME : 1:24.166		DIFFERENCE : 0.004		
LAP	SECTOR 1	SECTOR 2	LAP TIME	MPH	DIFF	TIME OF DAY
1 -		48.835	1:35.002	75.18	10.836	12:28:08.935
2 -	39.049	46.854	1:25.903	83.14	1.737	12:29:34.838
3 -	39.213	46.876	1:26.089	82.96	1.923	12:31:00.927
4 -	39.196	46.149	1:25.345	83.69	1.179	12:32:26.272
5 -	38.625	46.058	1:24.683 (3)	84.34	0.517	12:33:50.955
6 -	38.766	45.805	1:24.571 (2)	84.45	0.405	12:35:15.526
7 -	38.629	45.537	1:24.166 (1)	84.86		12:36:39.692

P19 57 C David MILLS		Kawasaki - Area 51 Racing				
IDEAL LAP TIME : 1:25.100		BEST LAP TIME : 1:25.618		DIFFERENCE : 0.518		
LAP	SECTOR 1	SECTOR 2	LAP TIME	MPH	DIFF	TIME OF DAY
1 -		49.217	1:38.997	72.14	13.379	12:28:12.930
2 -	40.060	45.746	1:25.806 (3)	83.24	0.188	12:29:38.736
3 -	39.494	46.124	1:25.618 (1)	83.42		12:31:04.354
4 -	40.335	45.622	1:25.957	83.09	0.339	12:32:30.311
5 -	39.957	45.889	1:25.846	83.20	0.228	12:33:56.157
6 -	40.043	45.606	1:25.649 (2)	83.39	0.031	12:35:21.806
7 -	39.749	46.305	1:26.054	83.00	0.436	12:36:47.860

P20 71 C Colin CLUNE		Kawasaki -				
IDEAL LAP TIME : 1:28.843		BEST LAP TIME : 1:28.843		DIFFERENCE : 0.000		
LAP	SECTOR 1	SECTOR 2	LAP TIME	MPH	DIFF	TIME OF DAY
1 -		50.258	1:41.849 (3)	70.12	13.006	12:28:15.782
2 -	41.552	49.677	1:31.229 (2)	78.29	2.386	12:29:47.011
3 -	40.722	48.121	1:28.843 (1)	80.39		12:31:15.854

P21 79 R Rodney HACLIN		Suzuki - www.manormews.co.uk				
IDEAL LAP TIME : 1:24.124		BEST LAP TIME : 1:24.124		DIFFERENCE : 0.000		
LAP	SECTOR 1	SECTOR 2	LAP TIME	MPH	DIFF	TIME OF DAY
1 -		48.463	1:37.753 (2)	73.06	13.629	12:28:11.686
2 -	39.120	45.004	1:24.124 (1)	84.90		12:29:35.810

P22 10 R Mark MASKELL		BMW - h4hrr.co.uk - Poppy Nursing Services				
IDEAL LAP TIME : 1:31.544		BEST LAP TIME : 1:40.898		DIFFERENCE : 9.354		
LAP	SECTOR 1	SECTOR 2	LAP TIME	MPH	DIFF	TIME OF DAY
1 -		49.967	1:40.898 (1)	70.78		12:28:14.831

BMCRC - MRO Championships 2015 - Rnd 10 @ Snetterton 200

ePayMe MRO Powerbikes inc Clubman 1000 & BMCRC Rookie 1000

RACE 6 - BEST SECTORS

SECTOR 1			SECTOR 2			IDEAL / BEST COMPARISON						
POS	NO	NAME	TIME	NO	NAME	TIME	POS	NO	NAME	IDEAL	BEST	DIFF
									PERFECT LAP	1:15.417		
1	47	DANCE	34.624	47	DANCE	40.793	1	47	DANCE	1:15.417	1:15.417	0.000
2	21	BAKER	35.298	191	STREETER	41.652	2	21	BAKER	1:17.011	1:17.036	0.025
3	3	PARKER	35.877	21	BAKER	41.713	3	191	STREETER	1:17.598	1:17.598	0.000
4	191	STREETER	35.946	37	MORELLO	42.356	4	3	PARKER	1:18.295	1:18.295	0.000
5	173	DRAPER	36.164	3	PARKER	42.418	5	37	MORELLO	1:19.560	1:19.650	0.090
6	72	O'BRIEN	36.682	31	CROUCHER	42.976	6	173	DRAPER	1:19.599	1:19.599	0.000
7	92	SYKES	36.887	24	SMITH	43.095	7	31	CROUCHER	1:20.005	1:20.227	0.222
8	142	BARNES	36.974	173	DRAPER	43.435	8	24	SMITH	1:20.148	1:20.326	0.178
9	26	LONGWILL	36.984	58	BUTLER	43.614	9	72	O'BRIEN	1:20.349	1:20.366	0.017
10	31	CROUCHER	37.029	26	LONGWILL	43.666	10	92	SYKES	1:20.577	1:21.029	0.452
11	24	SMITH	37.053	72	O'BRIEN	43.667	11	26	LONGWILL	1:20.650	1:20.650	0.000
12	27	COX	37.153	92	SYKES	43.690	12	27	COX	1:20.939	1:20.939	0.000
13	37	MORELLO	37.204	27	COX	43.786	13	142	BARNES	1:20.975	1:21.168	0.193
14	9	O'BRIEN	37.400	52	BARRETT	43.995	14	9	O'BRIEN	1:21.746	1:21.991	0.245
15	74	BURKE	37.621	142	BARNES	44.001	15	58	BUTLER	1:22.093	1:20.565	-1.528
16	52	BARRETT	38.298	9	O'BRIEN	44.346	16	74	BURKE	1:22.196	1:22.661	0.465
17	58	BUTLER	38.479	74	BURKE	44.575	17	52	BARRETT	1:22.293	1:22.418	0.125
18	46	GATES	38.625	79	HACLIN	45.004	18	79	HACLIN	1:24.124	1:24.124	0.000
19	79	HACLIN	39.120	46	GATES	45.537	19	46	GATES	1:24.162	1:24.166	0.004
20	57	MILLS	39.494	57	MILLS	45.606	20	57	MILLS	1:25.100	1:25.618	0.518
21	71	CLUNE	40.722	71	CLUNE	48.121	21	71	CLUNE	1:28.843	1:28.843	0.000
22	10	MASKELL	41.577	10	MASKELL	49.967	22	10	MASKELL	1:31.544	1:40.898	9.354
23												

BMCRC - MRO Championships 2015 - Rnd 10 @ Snetterton 200

ePayMe MRO Powerbikes inc Clubman 1000 & BMCRC Rookie 1000

RACE 14 - GRID (7 Laps)



ROW 11				31	98 Thomas KIY					
ROW 10	30	112 James NAGY	29	11 Mick WHALLEY	28	14 Chris BURRAGE				
ROW 9		27	29 Aaron COADY	26	88 Mark THOMPSON	25	76 Jason BYARD			
ROW 8	24	141 Ramone DURRANI	23	158 Seb KELLY	22	10 Mark MASKELL	1:40.898			
ROW 7		21	71 Colin CLUNE	20	57 David MILLS	19	46 Simon GATES	1:28.843	1:25.618	1:24.166
ROW 6	18	79 Rodney HACLIN	17	74 Andrew BURKE	16	52 Lee BARRETT	1:24.124	1:22.661	1:22.418	
ROW 5		15	9 Mark O'BRIEN	14	142 Ross BARNES	13	92 Mark SYKES	1:21.991	1:21.168	1:21.029
ROW 4	12	27 Dan COX	11	26 Eiren LONGWILL	10	58 Vince BUTLER	1:20.939	1:20.650	1:20.565	
ROW 3		9	72 Michael O'BRIEN	8	24 Alan SMITH	7	31 Jack CROUCHER	1:20.366	1:20.326	1:20.227
ROW 2	6	37 Aldo MORELLO	5	173 Stephen DRAPER	4	3 Colin PARKER	1:19.650	1:19.599	1:18.295	
ROW 1		3	191 Matthew STREETER	2	21 Peter BAKER	1	47 Daryl DANCE	1:17.598	1:17.036	1:15.417
										Pole

Snetterton 200
Circuit Length = 1.9840 miles

These results are provisional until the conclusion of any judicial and technical matters.

Clerk Of Course :	Timekeeper :
-------------------	--------------

Results can be found at www.tsl-timing.com

Printed - 12:39 Sunday, 25 October 2015



BMCRC - MRO Championships 2015 - Rnd 10 @ Snetterton 200

ePayMe MRO Powerbikes inc Clubman 1000 & BMCRC Rookie 1000



RACE 14 - CLASSIFICATION

POS	NO	CL	PIC NAME	ENTRY	LAPS	TIME	GAP	DIFF	MPH	BEST	ON
1	21		1 Peter BAKER	Kawasaki -	7	8:43.362			95.53	1:12.956	6
2	158		2 Seb KELLY	Yamaha - Go racing Developments	7	8:43.520	0.158	0.158	95.50	1:12.847	5
3	47		3 Daryl DANCE	Yamaha - 2 brothers scaffolding/Dad	7	8:43.629	0.267	0.109	95.48	1:13.348	6
4	173	C	1 Stephen DRAPER	Kawasaki -	7	8:45.623	2.261	1.994	95.12	1:13.675	7
5	31*	C	2 Jack CROUCHER	Kawasaki - co-Tron	7	9:01.706	18.344	16.083	92.29	1:14.458	7
6	24	C	3 Alan SMITH	Kawasaki - Mervyn Lambert Plant / Orwells Mcs	7	9:06.681	23.319	4.975	91.45	1:16.183	6
7	191	R	1 Matthew STREETER	Honda - Alltrades Building Services (EA) Ltd	7	9:14.575	31.213	7.894	90.15	1:18.111	2
8	37	C	4 Aldo MORELLO	BMW - UK Roofing & Plastics Supplies Ltd	7	9:14.809	31.447	0.234	90.11	1:17.289	6
9	27	R	2 Dan COX	BMW - DC Racing/ Oakwood Joinery LTD	7	9:23.571	40.209	8.762	88.71	1:16.815	2
10	142	C	5 Ross BARNES	Kawasaki - FPRacing Chasbikes	7	9:25.361	41.999	1.790	88.43	1:18.551	2
11	58		4 Vince BUTLER	Yamaha -	7	9:29.074	45.712	3.713	87.85	1:19.223	3
12	74	C	6 Andrew BURKE	Honda -	7	9:29.193	45.831	0.119	87.83	1:19.058	5
13	52	R	3 Lee BARRETT	Honda - LKJ contract cleaning	7	9:31.374	48.012	2.181	87.50	1:19.936	7
14	26	R	4 Eiren LONGWILL	Honda -	7	9:31.703	48.341	0.329	87.45	1:18.233	7
15	46	C	7 Simon GATES	Yamaha - No Talentino Rossi (Team FATI Yamaha)	7	9:33.323	49.961	1.620	87.20	1:19.879	7
16	11	R	5 Mick WHALLEY	Yamaha -	7	9:35.996	52.634	2.673	86.80	1:19.465	7
17	9	R	6 Mark O'BRIEN	Ducati - obrienhifi.com	7	9:36.006	52.644	0.010	86.80	1:20.362	5
18	71	C	8 Colin CLUNE	Kawasaki -	7	9:51.658	1:08.296	15.652	84.50	1:21.934	4

NOT CLASSIFIED

DNF	3		Colin PARKER	Kawasaki - Global Robots	0						
-----	---	--	--------------	--------------------------	---	--	--	--	--	--	--

FASTEST LAP

158			Seb KELLY	Yamaha - Go racing Developments	5	1:12.847		98.04 mph	157.79 kph
173	C		Stephen DRAPER	Kawasaki -	7	1:13.675		96.94 mph	156.02 kph
27	R		Dan COX	BMW - DC Racing/ Oakwood Joinery LTD	2	1:16.815		92.98 mph	149.64 kph

* No. 31 - 10 second penalty - jump start
 Class - 90% of Race Speed = 85.97 mph
 Class C - 90% of Race Speed = 85.60 mph
 Class R - 90% of Race Speed = 81.13 mph

Snetterton 200
 Circuit Length = 1.9840 miles
 Start: 14:45 Flag 14:53 End: 14:55

Weather / Track : Cloudy / Dry

These results are provisional until the conclusion of any judicial and technical matters.

Clerk Of Course :	Timekeeper :
-------------------	--------------

Results can be found at www.tsl-timing.com

Printed - 14:55 Sunday, 25 October 2015



BMCRC - MRO Championships 2015 - Rnd 10 @ Snetterton 200

ePayMe MRO Powerbikes inc Clubman 1000 & BMCRC Rookie 1000

RACE 14 - LAP CHART

LAP 1 @ 14:46:23.948			LAP 4 @ 14:50:07.240			LAP 7 @ 14:53:47.476		
NO	BEHIND	LAP TIME	NO	BEHIND	LAP TIME	NO	BEHIND	LAP TIME
47		1:19.834	47		1:13.979	21		1:13.011
173	0.065	1:19.899	21	0.406	1:14.213	158	0.158	1:13.047
21	0.793	1:20.627	173	0.881	1:14.561	47	0.267	1:13.368
31	2.296	1:22.130	158	1.442	1:13.060	173	2.261	1:13.675
191	4.320	1:24.154	31	4.563	1:14.649	31	8.344	1:14.458
158	4.393	1:24.227	24	12.468	1:16.627	24	23.319	1:18.040
24	4.590	1:24.424	191	15.723	1:18.298	191	31.213	1:18.313
37	5.884	1:25.718	37	18.480	1:18.049	37	31.447	1:17.885
27	5.926	1:25.760	27	20.013	1:19.658	27	40.209	1:19.025
142	8.331	1:28.165	142	22.739	1:19.410	142	41.999	1:19.284
52	9.382	1:29.216	52	26.654	1:20.102	58	45.712	1:19.672
9	10.092	1:29.926	58	27.610	1:19.596	74	45.831	1:19.122
46	10.888	1:30.722	74	28.383	1:19.173	52	48.012	1:19.936
26	11.086	1:30.920	9	29.512	1:21.403	26	48.341	1:18.233
58	11.604	1:31.438	46	29.812	1:20.859	46	49.961	1:19.879
11	12.164	1:31.998	26	29.954	1:20.068	11	52.634	1:19.465
74	12.666	1:32.500	11	33.361	1:21.258	9	52.644	1:21.290
71	13.647	1:33.481	71	39.411	1:21.934	71	1:08.296	1:23.550

LAP 2 @ 14:47:38.495			LAP 5 @ 14:51:21.027		
NO	BEHIND	LAP TIME	NO	BEHIND	LAP TIME
173		1:14.482	47		1:13.787
47	0.113	1:14.660	21	0.482	1:13.863
21	0.284	1:14.038	158	0.502	1:12.847
158	4.127	1:14.281	173	1.239	1:14.145
31	4.200	1:16.451	31	5.512	1:14.736
24	7.259	1:17.216	24	15.545	1:16.864
191	7.884	1:18.111	191	20.439	1:18.503
27	8.194	1:16.815	37	22.722	1:18.029
37	9.518	1:18.181	27	27.031	1:20.805
142	12.335	1:18.551	142	28.746	1:19.794
52	15.007	1:20.172	58	33.210	1:19.387
9	16.218	1:20.673	52	33.324	1:20.457
46	16.887	1:20.546	74	33.654	1:19.058
58	17.536	1:20.479	9	36.087	1:20.362
26	18.107	1:21.568	46	36.397	1:20.372
74	18.185	1:20.066	26	36.545	1:20.378
11	19.765	1:22.148	11	40.102	1:20.528
71	22.154	1:23.054	71	48.737	1:23.113

LAP 3 @ 14:48:53.261			LAP 6 @ 14:52:34.375		
NO	BEHIND	LAP TIME	NO	BEHIND	LAP TIME
47		1:14.653	47		1:13.348
21	0.172	1:14.654	21	0.090	1:12.956
173	0.299	1:15.065	158	0.212	1:13.058
158	2.361	1:13.000	173	1.687	1:13.796
31	3.893	1:14.459	31	6.987	1:14.823
24	9.820	1:17.327	24	18.380	1:16.183
191	11.404	1:18.286	191	26.001	1:18.910
27	14.334	1:20.906	37	26.663	1:17.289
37	14.410	1:19.658	27	34.285	1:20.602
142	17.308	1:19.739	142	35.816	1:20.418
52	20.531	1:20.290	58	39.141	1:19.279
58	21.993	1:19.223	74	39.810	1:19.504
9	22.088	1:20.636	52	41.177	1:21.201
46	22.932	1:20.811	46	43.183	1:20.134
74	23.189	1:19.770	26	43.209	1:20.012
26	23.865	1:20.524	9	44.455	1:21.716
11	26.082	1:21.083	11	46.270	1:19.516
71	31.456	1:24.068	71	57.847	1:22.458

Weather / Track : Cloudy / Dry

Results can be found at www.tsl-timing.com

Snetterton 200
 Circuit Length = 1.9840 miles
 Start: 14:45 Flag 14:53 End: 14:55

Printed - 14:56 Sunday, 25 October 2015

BMCRC - MRO Championships 2015 - Rnd 10 @ Snetterton 200

ePayMe MRO Powerbikes inc Clubman 1000 & BMCRC Rookie 1000

RACE 14 - SECTOR ANALYSIS

SECTOR 1 = FL to I1, SECTOR 2 = I1 to FL, DIFF = Difference To Personal Best Lap

P1 21 Peter BAKER		Kawasaki -				
IDEAL LAP TIME : 1:12.894		BEST LAP TIME : 1:12.956		DIFFERENCE : 0.062		
LAP	SECTOR 1	SECTOR 2	LAP TIME	MPH	DIFF	TIME OF DAY
1 -		40.137	1:20.627	88.58	7.671	14:46:24.741
2 -	34.146	39.892	1:14.038	96.47	1.082	14:47:38.779
3 -	34.345	40.309	1:14.654	95.67	1.698	14:48:53.433
4 -	34.285	39.928	1:14.213	96.24	1.257	14:50:07.646
5 -	34.221	39.642	1:13.863 (3)	96.69	0.907	14:51:21.509
6 -	33.812	39.144	1:12.956 (1)	97.90		14:52:34.465
7 -	33.750	39.261	1:13.011 (2)	97.82	0.055	14:53:47.476

P2 158 Seb KELLY		Yamaha - Go racing Developments				
IDEAL LAP TIME : 1:12.676		BEST LAP TIME : 1:12.847		DIFFERENCE : 0.171		
LAP	SECTOR 1	SECTOR 2	LAP TIME	MPH	DIFF	TIME OF DAY
1 -		41.574	1:24.227	84.80	11.380	14:46:28.341
2 -	34.099	40.182	1:14.281	96.15	1.434	14:47:42.622
3 -	33.581	39.419	1:13.000 (2)	97.84	0.153	14:48:55.622
4 -	33.965	39.095	1:13.060	97.76	0.213	14:50:08.682
5 -	33.706	39.141	1:12.847 (1)	98.04		14:51:21.529
6 -	33.961	39.097	1:13.058	97.76	0.211	14:52:34.587
7 -	33.746	39.301	1:13.047 (3)	97.78	0.200	14:53:47.634

P3 47 Daryl DANCE		Yamaha - 2 brothers scaffolding/Dad				
IDEAL LAP TIME : 1:13.069		BEST LAP TIME : 1:13.348		DIFFERENCE : 0.279		
LAP	SECTOR 1	SECTOR 2	LAP TIME	MPH	DIFF	TIME OF DAY
1 -		40.269	1:19.834	89.46	6.486	14:46:23.948
2 -	34.712	39.948	1:14.660	95.66	1.312	14:47:38.608
3 -	34.671	39.982	1:14.653	95.67	1.305	14:48:53.261
4 -	34.410	39.569	1:13.979	96.54	0.631	14:50:07.240
5 -	34.278	39.509	1:13.787 (3)	96.79	0.439	14:51:21.027
6 -	33.907	39.441	1:13.348 (1)	97.37		14:52:34.375
7 -	34.206	39.162	1:13.368 (2)	97.35	0.020	14:53:47.743

P4 173 C Stephen DRAPER		Kawasaki -				
IDEAL LAP TIME : 1:13.675		BEST LAP TIME : 1:13.675		DIFFERENCE : 0.000		
LAP	SECTOR 1	SECTOR 2	LAP TIME	MPH	DIFF	TIME OF DAY
1 -		40.880	1:19.899	89.39	6.224	14:46:24.013
2 -	34.392	40.090	1:14.482	95.89	0.807	14:47:38.495
3 -	34.434	40.631	1:15.065	95.15	1.390	14:48:53.560
4 -	34.627	39.934	1:14.561	95.79	0.886	14:50:08.121
5 -	34.332	39.813	1:14.145 (3)	96.33	0.470	14:51:22.266
6 -	34.024	39.772	1:13.796 (2)	96.78	0.121	14:52:36.062
7 -	33.988	39.687	1:13.675 (1)	96.94		14:53:49.737

P5 31 C Jack CROUCHER		Kawasaki - co-Tron				
IDEAL LAP TIME : 1:14.225		BEST LAP TIME : 1:14.458		DIFFERENCE : 0.233		
LAP	SECTOR 1	SECTOR 2	LAP TIME	MPH	DIFF	TIME OF DAY
1 -		40.639	1:22.130	86.96	7.672	14:46:26.244
2 -	35.562	40.889	1:16.451	93.42	1.993	14:47:42.695
3 -	34.609	39.850	1:14.459 (2)	95.92	0.001	14:48:57.154
4 -	34.426	40.223	1:14.649 (3)	95.68	0.191	14:50:11.803
5 -	34.639	40.097	1:14.736	95.57	0.278	14:51:26.539
6 -	34.498	40.325	1:14.823	95.45	0.365	14:52:41.362
7 -	34.375	40.083	1:14.458 (1)	95.92		14:53:55.820

P6 24 C Alan SMITH		Kawasaki - Mervyn Lambert Plant / Orwells Mcs				
IDEAL LAP TIME : 1:16.120		BEST LAP TIME : 1:16.183		DIFFERENCE : 0.063		
LAP	SECTOR 1	SECTOR 2	LAP TIME	MPH	DIFF	TIME OF DAY
1 -						
2 -						
3 -						
4 -						
5 -						
6 -						
7 -						

Weather / Track : Cloudy / Dry

Snetterton 200
Circuit Length = 1.9840 miles
Start: 14:45 Flag 14:53 End: 14:55

BMCRC - MRO Championships 2015 - Rnd 10 @ Snetterton 200

ePayMe MRO Powerbikes inc Clubman 1000 & BMCRC Rookie 1000

RACE 14 - SECTOR ANALYSIS

SECTOR 1 = FL to I1, SECTOR 2 = I1 to FL, DIFF = Difference To Personal Best Lap

1 -		42.433	1:24.424	84.60	8.241	14:46:28.538
2 -	35.718	41.498	1:17.216	92.50	1.033	14:47:45.754
3 -	35.571	41.756	1:17.327	92.36	1.144	14:49:03.081
4 -	35.230	41.397	1:16.627 (2)	93.21	0.444	14:50:19.708
5 -	35.660	41.204	1:16.864 (3)	92.92	0.681	14:51:36.572
6 -	35.293	40.890	1:16.183 (1)	93.75		14:52:52.755
7 -	35.407	42.633	1:18.040	91.52	1.857	14:54:10.795

P7	191 R	Matthew STREETER	Honda - Alltrades Building Services (EA) Ltd			
IDEAL LAP TIME : 1:17.835		BEST LAP TIME : 1:18.111		DIFFERENCE : 0.276		

LAP	SECTOR 1	SECTOR 2	LAP TIME	MPH	DIFF	TIME OF DAY
1 -		42.368	1:24.154	84.87	6.043	14:46:28.268
2 -	35.928	42.183	1:18.111 (1)	91.44		14:47:46.379
3 -	36.175	42.111	1:18.286 (2)	91.23	0.175	14:49:04.665
4 -	36.304	41.994	1:18.298 (3)	91.22	0.187	14:50:22.963
5 -	36.420	42.083	1:18.503	90.98	0.392	14:51:41.466
6 -	36.848	42.062	1:18.910	90.51	0.799	14:53:00.376
7 -	36.406	41.907	1:18.313	91.20	0.202	14:54:18.689

P8	37 C	Aldo MORELLO	BMW - UK Roofing & Plastics Supplies Ltd			
IDEAL LAP TIME : 1:17.289		BEST LAP TIME : 1:17.289		DIFFERENCE : 0.000		

LAP	SECTOR 1	SECTOR 2	LAP TIME	MPH	DIFF	TIME OF DAY
1 -		42.905	1:25.718	83.32	8.429	14:46:29.832
2 -	36.278	41.903	1:18.181	91.35	0.892	14:47:48.013
3 -	36.640	43.018	1:19.658	89.66	2.369	14:49:07.671
4 -	36.430	41.619	1:18.049	91.51	0.760	14:50:25.720
5 -	36.438	41.591	1:18.029 (3)	91.53	0.740	14:51:43.749
6 -	35.863	41.426	1:17.289 (1)	92.41		14:53:01.038
7 -	35.911	41.974	1:17.885 (2)	91.70	0.596	14:54:18.923

P9	27 R	Dan COX	BMW - DC Racing/ Oakwood Joinery LTD			
IDEAL LAP TIME : 1:16.815		BEST LAP TIME : 1:16.815		DIFFERENCE : 0.000		

LAP	SECTOR 1	SECTOR 2	LAP TIME	MPH	DIFF	TIME OF DAY
1 -		42.387	1:25.760	83.28	8.945	14:46:29.874
2 -	35.388	41.427	1:16.815 (1)	92.98		14:47:46.689
3 -	35.822	45.084	1:20.906	88.28	4.091	14:49:07.595
4 -	37.122	42.536	1:19.658 (3)	89.66	2.843	14:50:27.253
5 -	37.513	43.292	1:20.805	88.39	3.990	14:51:48.058
6 -	38.444	42.158	1:20.602	88.61	3.787	14:53:08.660
7 -	36.408	42.617	1:19.025 (2)	90.38	2.210	14:54:27.685

P10	142 C	Ross BARNES	Kawasaki - FPRacing Chasbikes			
IDEAL LAP TIME : 1:18.551		BEST LAP TIME : 1:18.551		DIFFERENCE : 0.000		

LAP	SECTOR 1	SECTOR 2	LAP TIME	MPH	DIFF	TIME OF DAY
1 -		43.747	1:28.165	81.01	9.614	14:46:32.279
2 -	36.099	42.452	1:18.551 (1)	90.92		14:47:50.830
3 -	36.716	43.023	1:19.739	89.57	1.188	14:49:10.569
4 -	36.705	42.705	1:19.410 (3)	89.94	0.859	14:50:29.979
5 -	36.556	43.238	1:19.794	89.51	1.243	14:51:49.773
6 -	36.941	43.477	1:20.418	88.81	1.867	14:53:10.191
7 -	36.310	42.974	1:19.284 (2)	90.08	0.733	14:54:29.475

P11	58	Vince BUTLER	Yamaha -			
IDEAL LAP TIME : 1:19.168		BEST LAP TIME : 1:19.223		DIFFERENCE : 0.055		

LAP	SECTOR 1	SECTOR 2	LAP TIME	MPH	DIFF	TIME OF DAY
1 -		44.243	1:31.438	78.11	12.215	14:46:35.552
2 -	37.713	42.766	1:20.479	88.75	1.256	14:47:56.031
3 -	36.569	42.654	1:19.223 (1)	90.15		14:49:15.254
4 -	36.724	42.872	1:19.596	89.73	0.373	14:50:34.850

Weather / Track : Cloudy / Dry

Snetterton 200

Circuit Length = 1.9840 miles

Start: 14:45 Flag 14:53 End: 14:55

BMCRC - MRO Championships 2015 - Rnd 10 @ Snetterton 200

ePayMe MRO Powerbikes inc Clubman 1000 & BMCRC Rookie 1000

RACE 14 - SECTOR ANALYSIS

SECTOR 1 = FL to I1, SECTOR 2 = I1 to FL, DIFF = Difference To Personal Best Lap

5 -	36.519	42.868	1:19.387 (3)	89.97	0.164	14:51:54.237
6 -	36.630	42.649	1:19.279 (2)	90.09	0.056	14:53:13.516
7 -	36.598	43.074	1:19.672	89.64	0.449	14:54:33.188

P12 74 C Andrew BURKE		Honda -				
IDEAL LAP TIME : 1:18.775		BEST LAP TIME : 1:19.058				
		DIFFERENCE : 0.283				
LAP	SECTOR 1	SECTOR 2	LAP TIME	MPH	DIFF	TIME OF DAY
1 -		44.746	1:32.500	77.21	13.442	14:46:36.614
2 -	37.004	43.062	1:20.066	89.20	1.008	14:47:56.680
3 -	36.495	43.275	1:19.770	89.53	0.712	14:49:16.450
4 -	36.532	42.641	1:19.173 (3)	90.21	0.115	14:50:35.623
5 -	36.465	42.593	1:19.058 (1)	90.34		14:51:54.681
6 -	36.667	42.837	1:19.504	89.83	0.446	14:53:14.185
7 -	36.182	42.940	1:19.122 (2)	90.27	0.064	14:54:33.307

P13 52 R Lee BARRETT		Honda - LKJ contract cleaning				
IDEAL LAP TIME : 1:19.542		BEST LAP TIME : 1:19.936				
		DIFFERENCE : 0.394				
LAP	SECTOR 1	SECTOR 2	LAP TIME	MPH	DIFF	TIME OF DAY
1 -		44.161	1:29.216	80.05	9.280	14:46:33.330
2 -	36.907	43.265	1:20.172 (3)	89.09	0.236	14:47:53.502
3 -	36.931	43.359	1:20.290	88.95	0.354	14:49:13.792
4 -	37.244	42.858	1:20.102 (2)	89.16	0.166	14:50:33.894
5 -	36.898	43.559	1:20.457	88.77	0.521	14:51:54.351
6 -	37.334	43.867	1:21.201	87.96	1.265	14:53:15.552
7 -	36.684	43.252	1:19.936 (1)	89.35		14:54:35.488

P14 26 R Eiren LONGWILL		Honda -				
IDEAL LAP TIME : 1:18.233		BEST LAP TIME : 1:18.233				
		DIFFERENCE : 0.000				
LAP	SECTOR 1	SECTOR 2	LAP TIME	MPH	DIFF	TIME OF DAY
1 -		44.517	1:30.920	78.55	12.687	14:46:35.034
2 -	37.823	43.745	1:21.568	87.56	3.335	14:47:56.602
3 -	37.409	43.115	1:20.524	88.70	2.291	14:49:17.126
4 -	37.357	42.711	1:20.068 (3)	89.20	1.835	14:50:37.194
5 -	37.387	42.991	1:20.378	88.86	2.145	14:51:57.572
6 -	37.446	42.566	1:20.012 (2)	89.26	1.779	14:53:17.584
7 -	36.501	41.732	1:18.233 (1)	91.29		14:54:35.817

P15 46 C Simon GATES		Yamaha - No Talentino Rossi (Team FATI Yamaha)				
IDEAL LAP TIME : 1:19.879		BEST LAP TIME : 1:19.879				
		DIFFERENCE : 0.000				
LAP	SECTOR 1	SECTOR 2	LAP TIME	MPH	DIFF	TIME OF DAY
1 -		44.391	1:30.722	78.72	10.843	14:46:34.836
2 -	36.967	43.579	1:20.546	88.67	0.667	14:47:55.382
3 -	37.129	43.682	1:20.811	88.38	0.932	14:49:16.193
4 -	37.690	43.169	1:20.859	88.33	0.980	14:50:37.052
5 -	37.150	43.222	1:20.372 (3)	88.86	0.493	14:51:57.424
6 -	36.996	43.138	1:20.134 (2)	89.13	0.255	14:53:17.558
7 -	36.898	42.981	1:19.879 (1)	89.41		14:54:37.437

P16 11 R Mick WHALLEY		Yamaha -				
IDEAL LAP TIME : 1:19.165		BEST LAP TIME : 1:19.465				
		DIFFERENCE : 0.300				
LAP	SECTOR 1	SECTOR 2	LAP TIME	MPH	DIFF	TIME OF DAY
1 -		44.931	1:31.998	77.63	12.533	14:46:36.112
2 -	37.643	44.505	1:22.148	86.94	2.683	14:47:58.260
3 -	37.510	43.573	1:21.083	88.08	1.618	14:49:19.343
4 -	37.379	43.879	1:21.258	87.89	1.793	14:50:40.601
5 -	36.379	44.149	1:20.528 (3)	88.69	1.063	14:52:01.129
6 -	36.710	42.806	1:19.516 (2)	89.82	0.051	14:53:20.645
7 -	36.679	42.786	1:19.465 (1)	89.88		14:54:40.110

Weather / Track : Cloudy / Dry

Snetterton 200

Circuit Length = 1.9840 miles

Start: 14:45 Flag 14:53 End: 14:55

BMCRC - MRO Championships 2015 - Rnd 10 @ Snetterton 200

ePayMe MRO Powerbikes inc Clubman 1000 & BMCRC Rookie 1000

RACE 14 - SECTOR ANALYSIS

SECTOR 1 = FL to I1, SECTOR 2 = I1 to FL, DIFF = Difference To Personal Best Lap

P17 9 R Mark O'BRIEN		Ducati - obrienhifi.com				
IDEAL LAP TIME : 1:20.266		BEST LAP TIME : 1:20.362		DIFFERENCE : 0.096		
LAP	SECTOR 1	SECTOR 2	LAP TIME	MPH	DIFF	TIME OF DAY
1 -		44.229	1:29.926	79.42	9.564	14:46:34.040
2 -	37.241	43.432	1:20.673 (3)	88.53	0.311	14:47:54.713
3 -	37.561	43.075	1:20.636 (2)	88.57	0.274	14:49:15.349
4 -	37.634	43.769	1:21.403	87.74	1.041	14:50:36.752
5 -	37.191	43.171	1:20.362 (1)	88.87		14:51:57.114
6 -	38.241	43.475	1:21.716	87.40	1.354	14:53:18.830
7 -	37.845	43.445	1:21.290	87.86	0.928	14:54:40.120

P18 71 C Colin CLUNE		Kawasaki -				
IDEAL LAP TIME : 1:21.888		BEST LAP TIME : 1:21.934		DIFFERENCE : 0.046		
LAP	SECTOR 1	SECTOR 2	LAP TIME	MPH	DIFF	TIME OF DAY
1 -		45.292	1:33.481	76.40	11.547	14:46:37.595
2 -	38.479	44.575	1:23.054 (3)	85.99	1.120	14:48:00.649
3 -	38.901	45.167	1:24.068	84.96	2.134	14:49:24.717
4 -	37.786	44.148	1:21.934 (1)	87.17		14:50:46.651
5 -	38.595	44.518	1:23.113	85.93	1.179	14:52:09.764
6 -	37.740	44.718	1:22.458 (2)	86.62	0.524	14:53:32.222
7 -	38.419	45.131	1:23.550	85.48	1.616	14:54:55.772

BMCRC - MRO Championships 2015 - Rnd 10 @ Snetterton 200

ePayMe MRO Powerbikes inc Clubman 1000 & BMCRC Rookie 1000

RACE 14 - BEST SECTORS

SECTOR 1			SECTOR 2			IDEAL / BEST COMPARISON						
POS	NO	NAME	TIME	NO	NAME	TIME	POS	NO	NAME	IDEAL	BEST	DIFF
									PERFECT LAP	1:12.676		
1	158	KELLY	33.581	158	KELLY	39.095	1	158	KELLY	1:12.676	1:12.847	0.171
2	21	BAKER	33.750	21	BAKER	39.144	2	21	BAKER	1:12.894	1:12.956	0.062
3	47	DANCE	33.907	47	DANCE	39.162	3	47	DANCE	1:13.069	1:13.348	0.279
4	173	DRAPER	33.988	173	DRAPER	39.687	4	173	DRAPER	1:13.675	1:13.675	0.000
5	31	CROUCHER	34.375	31	CROUCHER	39.850	5	31	CROUCHER	1:14.225	1:14.458	0.233
6	24	SMITH	35.230	24	SMITH	40.890	6	24	SMITH	1:16.120	1:16.183	0.063
7	27	COX	35.388	37	MORELLO	41.426	7	27	COX	1:16.815	1:16.815	0.000
8	37	MORELLO	35.863	27	COX	41.427	8	37	MORELLO	1:17.289	1:17.289	0.000
9	191	STREETER	35.928	26	LONGWILL	41.732	9	191	STREETER	1:17.835	1:18.111	0.276
10	142	BARNES	36.099	191	STREETER	41.907	10	26	LONGWILL	1:18.233	1:18.233	0.000
11	74	BURKE	36.182	142	BARNES	42.452	11	142	BARNES	1:18.551	1:18.551	0.000
12	11	WHALLEY	36.379	74	BURKE	42.593	12	74	BURKE	1:18.775	1:19.058	0.283
13	26	LONGWILL	36.501	58	BUTLER	42.649	13	11	WHALLEY	1:19.165	1:19.465	0.300
14	58	BUTLER	36.519	11	WHALLEY	42.786	14	58	BUTLER	1:19.168	1:19.223	0.055
15	52	BARRETT	36.684	52	BARRETT	42.858	15	52	BARRETT	1:19.542	1:19.936	0.394
16	46	GATES	36.898	46	GATES	42.981	16	46	GATES	1:19.879	1:19.879	0.000
17	9	O'BRIEN	37.191	9	O'BRIEN	43.075	17	9	O'BRIEN	1:20.266	1:20.362	0.096
18	71	CLUNE	37.740	71	CLUNE	44.148	18	71	CLUNE	1:21.888	1:21.934	0.046
19												

Weather / Track : Cloudy / Dry

Results can be found at www.tsl-timing.com

Snetterton 200

Circuit Length = 1.9840 miles

Start: 14:45 Flag 14:53 End: 14:55

Printed - 14:56 Sunday, 25 October 2015



BMCRC F1 & F2 Sidecars

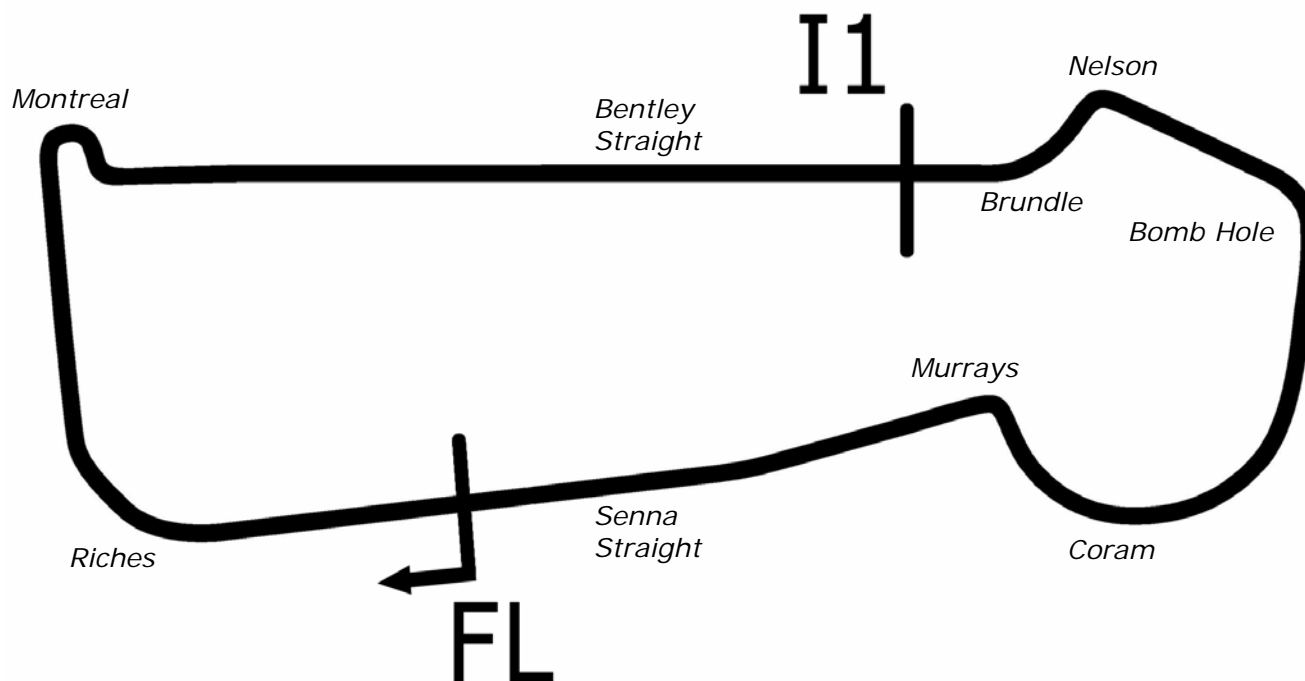
Snetterton 200

24th & 25th October 2015



Results Provided by Timing Solutions Ltd
www.tsl-timing.com

Snetterton 200



Length	1.9840 miles	3193.0 m	
FL		52.46340 N	0.94476 E
I1	1612m	52.46617 N	0.94964 E
Pit Entry	2987m	52.46364 N	0.94774 E
Pit Exit	40m after FL	52.46338 N	0.94420 E
Pit Entry–Pit Exit 246m, 14.7s @60kph, 11.0s @80kph			

All results available at www.tsl-timing.com

BMCRC - MRO Championships 2015 - Rnd 10 @ Snetterton 200

RKB/BMCRC F1 & F2 Sidecars

QUALIFYING - CLASSIFICATION

POS	NO	CL	PIC NAME	ENTRY	TIME	ON	LAPS	GAP	DIFF	MPH
1	74	F1	1 BYGRAVE / BELSEY	Suzuki LCR - Blue-Group	1:16.149	7	7			93.79
2	114	F1	2 SMITH / ANDERSON	Suzuki LCR - SDC Performance	1:16.526	7	7	0.377	0.377	93.33
3	0	F1	3 ASHLEY / CUNNINGHAM	Suzuki Windle -	1:21.839	8	8	5.690	5.313	87.27
4	10	F1	4 WEBB / SMITHIES	Suzuki LCR - ANtech Racing	1:21.880	6	10	5.731	0.041	87.23
5	14	F2	1 CHRISTIE / CHRISTIE	Honda CES - Ryedale Pools	1:22.059	5	10	5.910	0.179	87.04
6	13	F2	2 DIX / PARKER	Suzuki Baker -	1:22.082	10	10	5.933	0.023	87.01
7	117	F1	5 POTTINGER / DODD	Yamaha LCR - GB Precision Eng/Opal Fabrication	1:22.475	3	10	6.326	0.393	86.60
8	118	F1	6 BICKNELL / HAYNES	Suzuki LCR -	1:22.964	3	3	6.815	0.489	86.09
9	188	F2	3 M & R VANNIEUWENHUYSE	Honda Shelbourne - Norton Owners club Flanders Branc	1:24.474	6	10	8.325	1.510	84.55
10	92	F1	7 HILDIGE / HILDIGE	Suzuki Windle - Les King	1:24.624	4	10	8.475	0.150	84.40
11	8	F2	4 ILARIA / SAUNDERS	Suzuki Windle -	1:25.179	10	10	9.030	0.555	83.85
12	88	F2	5 LONGMORE / LONGMORE	Honda DMR -	1:26.018	6	10	9.869	0.839	83.03
13	121	F1	8 LAWRENCE / SNASHALL	Yamaha LCR -	1:28.801	8	8	12.652	2.783	80.43
14	136	F1	9 EDWARDS / DEELEY	Yamaha Rea - Economy Heating Services	1:28.849	7	8	12.700	0.048	80.38
15	67	F1	10 PETTMAN/ JEFFREY	Suzuki Windle - MJP Racing	1:33.891	9	9	17.742	5.042	76.07
16	19	F1	11 MacBRIDE / WILKINSON	Suzuki Baker -	1:49.179	8	8	33.030	15.288	65.42

Weather / Track : Cloudy / Dry

These results are provisional until the conclusion of any judicial and technical matters.

Snetterton 200

Circuit Length = 1.9840 miles

Start: 09:35 Flag 09:50 End: 09:52

Clerk Of Course :

Timekeeper :

Results can be found at www.tsl-timing.com

Printed - 09:54 Saturday, 24 October 2015



BMCRC - MRO Championships 2015 - Rnd 10 @ Snetterton 200

RKB/BMCRC F1 & F2 Sidecars

QUALIFYING - SECTOR ANALYSIS

SECTOR 1 = FL to I1, SECTOR 2 = I1 to FL, DIFF = Difference To Personal Best Lap

P1 74 F1 BYGRAVE / BELSEY			Suzuki LCR - Blue-Group			
IDEAL LAP TIME : 1:16.149		BEST LAP TIME : 1:16.149		DIFFERENCE : 0.000		
LAP	SECTOR 1	SECTOR 2	LAP TIME	MPH	DIFF	TIME OF DAY
1 -	50.255	50.095	1:40.350	71.17	24.201	09:37:56.962
2 -	39.685	42.858	1:22.543	86.53	6.394	09:39:19.505
3 -	36.082	41.108	1:17.190 (3)	92.53	1.041	09:40:36.695
4 -	36.074	41.409	1:17.483	92.18	1.334	09:41:54.178
5 -	36.353	41.156	1:17.509	92.15	1.360	09:43:11.687
6 -	35.797	40.765	1:16.562 (2)	93.29	0.413	09:44:28.249
7 -	35.592	40.557	1:16.149 (1)	93.79		09:45:44.398

P2 114 F1 SMITH / ANDERSON			Suzuki LCR - SDC Performance			
IDEAL LAP TIME : 1:16.291		BEST LAP TIME : 1:16.526		DIFFERENCE : 0.235		
LAP	SECTOR 1	SECTOR 2	LAP TIME	MPH	DIFF	TIME OF DAY
1 -	45.772	48.248	1:34.020	75.96	17.494	09:37:45.659
2 -	37.770	43.656	1:21.426	87.71	4.900	09:39:07.085
3 -	37.793	41.949	1:19.742	89.57	3.216	09:40:26.827
4 -	37.780	41.754	1:19.534	89.80	3.008	09:41:46.361
5 -	36.577	41.177	1:17.754 (3)	91.86	1.228	09:43:04.115
6 -	35.527	41.860	1:17.387 (2)	92.29	0.861	09:44:21.502
7 -	35.762	40.764	1:16.526 (1)	93.33		09:45:38.028

P3 0 F1 ASHLEY / CUNNINGHAM			Suzuki Windle -			
IDEAL LAP TIME : 1:21.027		BEST LAP TIME : 1:21.839		DIFFERENCE : 0.812		
LAP	SECTOR 1	SECTOR 2	LAP TIME	MPH	DIFF	TIME OF DAY
1 -	44.630	47.531	1:32.161	77.50	10.322	09:37:34.030
2 -	40.266	46.460	1:26.726	82.35	4.887	09:39:00.756
3 -	39.484	45.716	1:25.200	83.83	3.361	09:40:25.956
4 -	40.463	43.928	1:24.391	84.63	2.552	09:41:50.347
5 -	38.228	44.366	1:22.594 (2)	86.47	0.755	09:43:12.941
6 -	42.226	43.453	1:25.679	83.36	3.840	09:44:38.620
7 -	37.574	45.597	1:23.171 (3)	85.87	1.332	09:46:01.791
8 -	37.691	44.148	1:21.839 (1)	87.27		09:47:23.630

P4 10 F1 WEBB / SMITHIES			Suzuki LCR - ANtech Racing			
IDEAL LAP TIME : 1:21.880		BEST LAP TIME : 1:21.880		DIFFERENCE : 0.000		
LAP	SECTOR 1	SECTOR 2	LAP TIME	MPH	DIFF	TIME OF DAY
1 -	46.089	49.452	1:35.541	74.75	13.661	09:37:39.599
2 -	40.909	46.820	1:27.729	81.41	5.849	09:39:07.328
3 -	38.623	45.180	1:23.803 (2)	85.23	1.923	09:40:31.131
4 -	39.178	45.739	1:24.917	84.11	3.037	09:41:56.048
5 -	39.303	46.279	1:25.582	83.45	3.702	09:43:21.630
6 -	37.657	44.223	1:21.880 (1)	87.23		09:44:43.510
7 -	38.215	48.274	1:26.489	82.58	4.609	09:46:09.999
8 -	39.163	47.488	1:26.651	82.42	4.771	09:47:36.650
9 -	38.886	46.704	1:25.590	83.45	3.710	09:49:02.240
10 -	39.047	45.488	1:24.535 (3)	84.49	2.655	09:50:26.775

P5 14 F2 CHRISTIE / CHRISTIE			Honda CES - Ryedale Pools			
IDEAL LAP TIME : 1:22.002		BEST LAP TIME : 1:22.059		DIFFERENCE : 0.057		
LAP	SECTOR 1	SECTOR 2	LAP TIME	MPH	DIFF	TIME OF DAY
1 -	42.939	48.185	1:31.124	78.38	9.065	09:37:31.067
2 -	39.821	45.746	1:25.567	83.47	3.508	09:38:56.634
3 -	38.814	44.012	1:22.826 (3)	86.23	0.767	09:40:19.460
4 -	39.463	46.496	1:25.959	83.09	3.900	09:41:45.419
5 -	38.742	43.317	1:22.059 (1)	87.04		09:43:07.478
6 -	39.876	45.631	1:25.507	83.53	3.448	09:44:32.985
7 -	38.685	47.518	1:26.203	82.85	4.144	09:45:59.188
8 -	38.830	45.410	1:24.240	84.78	2.181	09:47:23.428

Weather / Track : Cloudy / Dry

Snetterton 200

Circuit Length = 1.9840 miles

Start: 09:35 Flag 09:50 End: 09:52

BMCRC - MRO Championships 2015 - Rnd 10 @ Snetterton 200

RKB/BMCRC F1 & F2 Sidecars

QUALIFYING - SECTOR ANALYSIS

SECTOR 1 = FL to I1, SECTOR 2 = I1 to FL, DIFF = Difference To Personal Best Lap

9 -	42.849	45.727	1:28.576	80.63	6.517	09:48:52.004
10 -	39.110	43.557	1:22.667 (2)	86.40	0.608	09:50:14.671

P6 13 F2 DIX / PARKER			Suzuki Baker -			
IDEAL LAP TIME : 1:22.082		BEST LAP TIME : 1:22.082		DIFFERENCE : 0.000		
LAP	SECTOR 1	SECTOR 2	LAP TIME	MPH	DIFF	TIME OF DAY
1 -	46.519	49.737	1:36.256	74.20	14.174	09:37:55.294
2 -	41.212	45.888	1:27.100	82.00	5.018	09:39:22.394
3 -	39.931	44.680	1:24.611	84.41	2.529	09:40:47.005
4 -	39.878	44.378	1:24.256	84.77	2.174	09:42:11.261
5 -	39.347	44.707	1:24.054	84.97	1.972	09:43:35.315
6 -	38.980	43.772	1:22.752 (2)	86.31	0.670	09:44:58.067
7 -	39.156	45.653	1:24.809	84.21	2.727	09:46:22.876
8 -	38.824	44.288	1:23.112 (3)	85.93	1.030	09:47:45.988
9 -	41.005	44.465	1:25.470	83.56	3.388	09:49:11.458
10 -	38.562	43.520	1:22.082 (1)	87.01		09:50:33.540

P7 117 F1 POTTINGER / DODD			Yamaha LCR - GB Precision Eng/Opal Fabrication			
IDEAL LAP TIME : 1:21.794		BEST LAP TIME : 1:22.475		DIFFERENCE : 0.681		
LAP	SECTOR 1	SECTOR 2	LAP TIME	MPH	DIFF	TIME OF DAY
1 -	47.563	48.915	1:36.478	74.03	14.003	09:37:49.099
2 -	39.678	44.424	1:24.102	84.92	1.627	09:39:13.201
3 -	38.395	44.080	1:22.475 (1)	86.60		09:40:35.676
4 -	39.580	44.249	1:23.829	85.20	1.354	09:41:59.505
5 -	39.293	43.908	1:23.201	85.84	0.726	09:43:22.706
6 -	38.781	44.138	1:22.919 (2)	86.13	0.444	09:44:45.625
7 -	37.886	47.165	1:25.051	83.97	2.576	09:46:10.676
8 -	39.719	46.713	1:26.432	82.63	3.957	09:47:37.108
9 -	41.615	46.959	1:28.574	80.63	6.099	09:49:05.682
10 -	38.441	44.589	1:23.030 (3)	86.02	0.555	09:50:28.712

P8 118 F1 BICKNELL / HAYNES			Suzuki LCR -			
IDEAL LAP TIME : 1:22.964		BEST LAP TIME : 1:22.964		DIFFERENCE : 0.000		
LAP	SECTOR 1	SECTOR 2	LAP TIME	MPH	DIFF	TIME OF DAY
1 -	42.572	45.854	1:28.426 (3)	80.77	5.462	09:37:31.427
2 -	39.197	44.333	1:23.530 (2)	85.50	0.566	09:38:54.957
3 -	38.672	44.292	1:22.964 (1)	86.09		09:40:17.921

P9 188 F2 M & R VANNIEUWENHUYSE			Honda Shelbourne - Norton Owners club Flanders Branch			
IDEAL LAP TIME : 1:24.353		BEST LAP TIME : 1:24.474		DIFFERENCE : 0.121		
LAP	SECTOR 1	SECTOR 2	LAP TIME	MPH	DIFF	TIME OF DAY
1 -	44.564	47.440	1:32.004	77.63	7.530	09:37:33.242
2 -	40.513	45.089	1:25.602	83.43	1.128	09:38:58.844
3 -	40.062	46.844	1:26.906	82.18	2.432	09:40:25.750
4 -	40.617	45.784	1:26.401	82.66	1.927	09:41:52.151
5 -	39.989	45.214	1:25.203 (3)	83.82	0.729	09:43:17.354
6 -	40.110	44.364	1:24.474 (1)	84.55		09:44:41.828
7 -	40.071	47.933	1:28.004	81.16	3.530	09:46:09.832
8 -	41.941	46.991	1:28.932	80.31	4.458	09:47:38.764
9 -	41.809	44.673	1:26.482	82.58	2.008	09:49:05.246
10 -	39.999	45.156	1:25.155 (2)	83.87	0.681	09:50:30.401

P10 92 F1 HILDIGE / HILDIGE			Suzuki Windle - Les King			
IDEAL LAP TIME : 1:24.452		BEST LAP TIME : 1:24.624		DIFFERENCE : 0.172		
LAP	SECTOR 1	SECTOR 2	LAP TIME	MPH	DIFF	TIME OF DAY
1 -	45.237	48.302	1:33.539	76.35	8.915	09:37:38.591
2 -	40.607	46.605	1:27.212	81.89	2.588	09:39:05.803
3 -	39.387	45.710	1:25.097	83.93	0.473	09:40:30.900
4 -	39.122	45.502	1:24.624 (1)	84.40		09:41:55.524

Weather / Track : Cloudy / Dry

Snetterton 200
Circuit Length = 1.9840 miles
Start: 09:35 Flag 09:50 End: 09:52

BMCRC - MRO Championships 2015 - Rnd 10 @ Snetterton 200

RKB/BMCRC F1 & F2 Sidecars

QUALIFYING - SECTOR ANALYSIS

SECTOR 1 = FL to I1, SECTOR 2 = I1 to FL, DIFF = Difference To Personal Best Lap

5 -	39.363	45.701	1:25.064 (3)	83.96	0.440	09:43:20.588
6 -	39.307	46.381	1:25.688	83.35	1.064	09:44:46.276
7 -	38.950	46.190	1:25.140	83.89	0.516	09:46:11.416
8 -	39.754	46.804	1:26.558	82.51	1.934	09:47:37.974
9 -	39.808	45.814	1:25.622	83.41	0.998	09:49:03.596
10 -	39.106	45.561	1:24.667 (2)	84.36	0.043	09:50:28.263

P11 8 F2 ILARIA / SAUNDERS			Suzuki Windle -			
IDEAL LAP TIME : 1:24.458		BEST LAP TIME : 1:25.179		DIFFERENCE : 0.721		
LAP	SECTOR 1	SECTOR 2	LAP TIME	MPH	DIFF	TIME OF DAY
1 -	43.346	47.353	1:30.699	78.74	5.520	09:37:29.932
2 -	40.443	45.330	1:25.773	83.27	0.594	09:38:55.705
3 -	39.908	51.089	1:30.997	78.49	5.818	09:40:26.702
4 -	40.250	46.583	1:26.833	82.25	1.654	09:41:53.535
5 -	39.855	49.220	1:29.075	80.18	3.896	09:43:22.610
6 -	39.903	45.521	1:25.424 (2)	83.61	0.245	09:44:48.034
7 -	39.369	46.261	1:25.630 (3)	83.41	0.451	09:46:13.664
8 -	39.577	46.054	1:25.631	83.41	0.452	09:47:39.295
9 -	40.611	45.089	1:25.700	83.34	0.521	09:49:04.995
10 -	39.655	45.524	1:25.179 (1)	83.85		09:50:30.174

P12 88 F2 LONGMORE / LONGMORE			Honda DMR -			
IDEAL LAP TIME : 1:26.018		BEST LAP TIME : 1:26.018		DIFFERENCE : 0.000		
LAP	SECTOR 1	SECTOR 2	LAP TIME	MPH	DIFF	TIME OF DAY
1 -	46.071	51.265	1:37.336	73.38	11.318	09:37:41.943
2 -	41.648	47.718	1:29.366	79.92	3.348	09:39:11.309
3 -	40.908	47.194	1:28.102	81.07	2.084	09:40:39.411
4 -	40.838	46.760	1:27.598	81.53	1.580	09:42:07.009
5 -	40.490	46.718	1:27.208	81.90	1.190	09:43:34.217
6 -	40.394	45.624	1:26.018 (1)	83.03		09:45:00.235
7 -	40.650	47.147	1:27.797	81.35	1.779	09:46:28.032
8 -	40.689	46.035	1:26.724	82.35	0.706	09:47:54.756
9 -	40.428	45.743	1:26.171 (2)	82.88	0.153	09:49:20.927
10 -	40.427	46.288	1:26.715 (3)	82.36	0.697	09:50:47.642

P13 121 F1 LAWRENCE / SNASHALL			Yamaha LCR -			
IDEAL LAP TIME : 1:28.801		BEST LAP TIME : 1:28.801		DIFFERENCE : 0.000		
LAP	SECTOR 1	SECTOR 2	LAP TIME	MPH	DIFF	TIME OF DAY
1 -	48.009	52.156	1:40.165	71.30	11.364	09:37:48.403
2 -	42.749	48.924	1:31.673	77.91	2.872	09:39:20.076
3 -	41.952	48.813	1:30.765	78.69	1.964	09:40:50.841
4 -	41.817	48.269	1:30.086 (3)	79.28	1.285	09:42:20.927
5 -	41.995	48.662	1:30.657	78.78	1.856	09:43:51.584
6 -	42.104	47.909	1:30.013 (2)	79.35	1.212	09:45:21.597
7 -	41.206	48.928	1:30.134	79.24	1.333	09:46:51.731
8 -	40.894	47.907	1:28.801 (1)	80.43		09:48:20.532

P14 136 F1 EDWARDS / DEELEY			Yamaha Rea - Economy Heating Services			
IDEAL LAP TIME : 1:28.469		BEST LAP TIME : 1:28.849		DIFFERENCE : 0.380		
LAP	SECTOR 1	SECTOR 2	LAP TIME	MPH	DIFF	TIME OF DAY
1 -	49.283	52.615	1:41.898	70.09	13.049	09:37:49.483
2 -	43.313	49.583	1:32.896	76.88	4.047	09:39:22.379
3 -	41.586	47.841	1:29.427 (3)	79.87	0.578	09:40:51.806
4 -	41.288	48.145	1:29.433	79.86	0.584	09:42:21.239
5 -	42.150	48.897	1:31.047	78.44	2.198	09:43:52.286
6 -	41.815	47.617	1:29.432	79.86	0.583	09:45:21.718
7 -	40.940	47.909	1:28.849 (1)	80.38		09:46:50.567
8 -	41.031	48.157	1:29.188 (2)	80.08	0.339	09:48:19.755

Weather / Track : Cloudy / Dry

Snetterton 200

Circuit Length = 1.9840 miles

Start: 09:35 Flag 09:50 End: 09:52

BMCRC - MRO Championships 2015 - Rnd 10 @ Snetterton 200

RKB/BMCRC F1 & F2 Sidecars

QUALIFYING - SECTOR ANALYSIS

SECTOR 1 = FL to I1, SECTOR 2 = I1 to FL, DIFF = Difference To Personal Best Lap

P15 67 F1 PETTMAN/ JEFFREY			Suzuki Windle - MJP Racing			
IDEAL LAP TIME : 1:33.669		BEST LAP TIME : 1:33.891	DIFFERENCE : 0.222			
LAP	SECTOR 1	SECTOR 2	LAP TIME	MPH	DIFF	TIME OF DAY
1 -	54.264	57.026	1:51.290	64.17	17.399	09:37:59.248
2 -	46.669	52.266	1:38.935	72.19	5.044	09:39:38.183
3 -	45.355	50.717	1:36.072	74.34	2.181	09:41:14.255
4 -	45.560	51.031	1:36.591	73.94	2.700	09:42:50.846
5 -	44.240	50.084	1:34.324 (3)	75.72	0.433	09:44:25.170
6 -	43.732	50.562	1:34.294 (2)	75.74	0.403	09:45:59.464
7 -	46.046	51.871	1:37.917	72.94	4.026	09:47:37.381
8 -	45.072	50.443	1:35.515	74.77	1.624	09:49:12.896
9 -	43.954	49.937	1:33.891 (1)	76.07		09:50:46.787

P16 19 F1 MacBRIDE / WILKINSON			Suzuki Baker -			
IDEAL LAP TIME : 1:47.881		BEST LAP TIME : 1:49.179	DIFFERENCE : 1.298			
LAP	SECTOR 1	SECTOR 2	LAP TIME	MPH	DIFF	TIME OF DAY
1 -	57.370	1:01.622	1:58.992	60.02	9.813	09:38:13.193
2 -	52.989	58.691	1:51.680 (3)	63.95	2.501	09:40:04.873
3 -	51.125	58.870	1:49.995 (2)	64.93	0.816	09:41:54.868
4 -	52.797	59.898	1:52.695	63.37	3.516	09:43:47.563
5 -	53.132	58.771	1:51.903	63.82	2.724	09:45:39.466
6 -	56.921	1:05.295	2:02.216	58.44	13.037	09:47:41.682
7 -	55.653	1:00.611	1:56.264	61.43	7.085	09:49:37.946
8 -	52.423	56.756	1:49.179 (1)	65.42		09:51:27.125

BMCRC - MRO Championships 2015 - Rnd 10 @ Snetterton 200

RKB/BMCRC F1 & F2 Sidecars

QUALIFYING - BEST SECTORS

SECTOR 1			SECTOR 2			IDEAL / BEST COMPARISON						
POS	NO	NAME	TIME	NO	NAME	TIME	POS	NO	NAME	IDEAL	BEST	DIFF
									PERFECT LAP	1:16.084		
1	114	SMITH / ANDERSON	35.527	74	BYGRAVE / BELSEY	40.557	1	74	BYGRAVE / BELSEY	1:16.149	1:16.149	0.000
2	74	BYGRAVE / BELSEY	35.592	114	SMITH / ANDERSON	40.764	2	114	SMITH / ANDERSON	1:16.291	1:16.526	0.235
3	0	ASHLEY / CUNNINGHAM	37.574	14	CHRISTIE / CHRISTIE	43.317	3	0	ASHLEY / CUNNINGHAM	1:21.027	1:21.839	0.812
4	10	WEBB / SMITHIES	37.657	0	ASHLEY / CUNNINGHAM	43.453	4	117	POTTINGER / DODD	1:21.794	1:22.475	0.681
5	117	POTTINGER / DODD	37.886	13	DIX / PARKER	43.520	5	10	WEBB / SMITHIES	1:21.880	1:21.880	0.000
6	13	DIX / PARKER	38.562	117	POTTINGER / DODD	43.908	6	14	CHRISTIE / CHRISTIE	1:22.002	1:22.059	0.057
7	118	BICKNELL / HAYNES	38.672	10	WEBB / SMITHIES	44.223	7	13	DIX / PARKER	1:22.082	1:22.082	0.000
8	14	CHRISTIE / CHRISTIE	38.685	118	BICKNELL / HAYNES	44.292	8	118	BICKNELL / HAYNES	1:22.964	1:22.964	0.000
9	92	HILDIGE / HILDIGE	38.950	188	M & R VANNIEUWENHUYSE	44.364	9	188	M & R VANNIEUWEN	1:24.353	1:24.474	0.121
10	8	ILARIA / SAUNDERS	39.369	8	ILARIA / SAUNDERS	45.089	10	92	HILDIGE / HILDIGE	1:24.452	1:24.624	0.172
11	188	M & R VANNIEUWENHUYSE	39.989	92	HILDIGE / HILDIGE	45.502	11	8	ILARIA / SAUNDERS	1:24.458	1:25.179	0.721
12	88	LONGMORE / LONGMORE	40.394	88	LONGMORE / LONGMORE	45.624	12	88	LONGMORE / LONGMORE	1:26.018	1:26.018	0.000
13	136	EDWARDS / DEELEY	40.852	136	EDWARDS / DEELEY	47.617	13	136	EDWARDS / DEELEY	1:28.469	1:28.849	0.380
14	121	LAWRENCE / SNASHALL	40.894	121	LAWRENCE / SNASHALL	47.907	14	121	LAWRENCE / SNASHALL	1:28.801	1:28.801	0.000
15	67	PETTMAN / JEFFREY	43.732	67	PETTMAN / JEFFREY	49.937	15	67	PETTMAN / JEFFREY	1:33.669	1:33.891	0.222
16	19	MacBRIDE / WILKINSON	51.125	19	MacBRIDE / WILKINSON	56.756	16	19	MacBRIDE / WILKINSON	1:47.881	1:49.179	1.298

Weather / Track : Cloudy / Dry

Results can be found at www.tsl-timing.com

Snetterton 200

Circuit Length = 1.9840 miles

Start: 09:35 Flag 09:50 End: 09:52

Printed - 09:54 Saturday, 24 October 2015

BMCRC - MRO Championships 2015 - Rnd 10 @ Snetterton 200

RKB/BMCRC F1 & F2 Sidecars

RACE 3 - CLASSIFICATION

POS	NO	CL	PIC NAME	ENTRY	LAPS	TIME	GAP	DIFF	MPH	BEST	ON
1	74	F1	1 BYGRAVE / BELSEY	Suzuki LCR - Blue-Group	7	9:00.051			92.57	1:14.901	3
2	114	F1	2 SMITH / ANDERSON	Suzuki LCR - SDC Performance	7	9:08.914	8.863	8.863	91.08	1:16.851	2
3	117	F1	3 POTTINGER / DODD	Yamaha LCR - GB Precision Eng/Opal Fabrication	7	9:38.319	38.268	29.405	86.45	1:19.750	7
4	13	F2	1 DIX / PARKER	Suzuki Baker -	7	9:43.042	42.991	4.723	85.75	1:21.552	4
5	10	F1	4 WEBB / SMITHIES	Suzuki LCR - ANtech Racing	7	9:44.589	44.538	1.547	85.52	1:21.177	6
6	118	F1	5 BICKNELL / HAYNES	Suzuki LCR -	7	9:45.757	45.706	1.168	85.35	1:20.918	5
7	14	F2	2 CHRISTIE / CHRISTIE	Honda CES - Ryedale Pools	7	9:46.456	46.405	0.699	85.25	1:22.170	5
8	8	F2	3 ILARIA / SAUNDERS	Suzuki Windle -	7	10:00.815	1:00.764	14.359	83.21	1:23.748	4
9	188	F2	4 M & R VANNIEUWENHUYSE	Honda Shelbourne - Norton Owners club Flanders E	7	10:06.455	1:06.404	5.640	82.44	1:24.193	3
10	88	F2	5 LONGMORE / LONGMORE	Honda DMR -	7	10:21.014	1:20.963	14.559	80.50	1:26.240	3
11	92	F1	6 HILDIGE / HILDIGE	Suzuki Windle - Les King	6	9:10.176	1 Lap	1 Lap	77.89	1:23.510	5
12	121	F1	7 LAWRENCE / SNASHALL	Yamaha LCR -	6	9:11.288	1 Lap	1.112	77.73	1:30.458	5
13	67	F1	8 PETTMAN/ JEFFREY	Suzuki Windle - MJP Racing	6	9:19.219	1 Lap	7.931	76.63	1:30.243	4
14	19	F1	9 MacBRIDE / WILKINSON	Suzuki Baker -	5	9:14.320	2 Laps	1 Lap	64.42	1:46.056	2

NOT CLASSIFIED

DNF	0	F1	ASHLEY / CUNNINGHAM	Suzuki Windle -	5	6:55.850	2 Laps		85.87	1:20.673	5
DNF	136	F1	EDWARDS / DEELEY	Yamaha Rea - Economy Heating Services	5	7:29.469	2 Laps	33.619	79.45	1:24.296	2

FASTEST LAP

74	F1	BYGRAVE / BELSEY	Suzuki LCR - Blue-Group	3	1:14.901	95.35 mph	153.46 kph
13	F2	DIX / PARKER	Suzuki Baker -	4	1:21.552	87.58 mph	140.95 kph

Class F1 - 90% of Race Speed = 83.31 mph

Class F2 - 90% of Race Speed = 77.17 mph

Snetterton 200

Circuit Length = 1.9840 miles

Start: 12:16 Flag 12:25 End: 12:27

Weather / Track : Cloudy / Dry

These results are provisional until the conclusion of any judicial and technical matters.

Clerk Of Course :	Timekeeper :
-------------------	--------------

Results can be found at www.tsl-timing.com

Printed - 12:27 Saturday, 24 October 2015



BMCRC - MRO Championships 2015 - Rnd 10 @ Snetterton 200

RKB/BMCRC F1 & F2 Sidecars

RACE 3 - LAP CHART

LAP 1 @ 12:17:39.209

NO	BEHIND	LAP TIME
74		1:20.638
114	2.888	1:23.526
118	7.298	1:27.936
14	8.577	1:29.215
0	8.670	1:29.308
13	9.696	1:30.334
10	12.256	1:32.894
117	12.638	1:33.276
136	13.928	1:34.566
188	13.947	1:34.585
8	14.434	1:35.072
121	17.065	1:37.703
88	18.446	1:39.084
67	20.561	1:41.199
19	40.977	2:01.615
92	48.316	2:08.954

LAP 2 @ 12:18:55.879

NO	BEHIND	LAP TIME
74		1:16.670
114	3.069	1:16.851
118	12.833	1:22.205
0	15.184	1:23.184
13	15.659	1:22.633
14	15.755	1:23.848
10	17.402	1:21.816
117	18.013	1:22.045
136	21.554	1:24.296
8	23.492	1:25.728
188	23.662	1:26.385
88	29.933	1:28.157
121	30.890	1:30.495
67	36.329	1:32.438
92	56.438	1:24.792
19	1:10.363	1:46.056

LAP 3 @ 12:20:10.780

NO	BEHIND	LAP TIME
74		1:14.901
114	5.463	1:17.295
118	20.002	1:22.070
0	21.885	1:21.602
13	22.814	1:22.056
14	23.258	1:22.404
117	24.059	1:20.947
10	25.436	1:22.935
8	32.404	1:23.813
188	32.954	1:24.193
136	34.500	1:27.847
88	41.272	1:26.240
121	46.549	1:30.560
67	52.563	1:31.135
92	1:06.129	1:24.592

LAP 4 @ 12:21:26.770

NO	BEHIND	LAP TIME
74		1:15.990
114	7.305	1:17.832
118	26.152	1:22.140
0	26.978	1:21.083

13	28.376	1:21.552
117	28.726	1:20.657
19	1 Lap	1:49.777
14	29.788	1:22.520
10	30.889	1:21.443
8	40.162	1:23.748
188	41.466	1:24.502
136	46.751	1:28.241
88	51.585	1:26.303
121	1:01.234	1:30.675
67	1:06.816	1:30.243
92	1:14.251	1:24.112

LAP 5 @ 12:22:41.754

NO	BEHIND	LAP TIME
74		1:14.984
114	9.199	1:16.878
118	32.086	1:20.918
0	32.667	1:20.673
117	34.446	1:20.704
13	35.443	1:22.051
14	36.974	1:22.170
10	37.372	1:21.467
8	49.516	1:24.338
188	52.676	1:26.194
19	1 Lap	1:46.387
88	1:02.928	1:26.327
136	1:06.286	1:34.519
121	1:16.708	1:30.458

LAP 6 @ 12:23:58.701

NO	BEHIND	LAP TIME
74		1:16.947
92	1 Lap	1:23.510
67	1 Lap	1:31.143
114	9.495	1:17.243
117	38.439	1:20.940
118	39.371	1:24.232
13	40.898	1:22.402
10	41.602	1:21.177
14	43.055	1:23.028
8	56.446	1:23.877
188	1:01.056	1:25.327
88	1:14.161	1:28.180

LAP 7 @ 12:25:18.622

NO	BEHIND	LAP TIME
74		1:19.921
114	8.863	1:19.289
92	1 Lap	1:24.216
121	1 Lap	1:31.397
19	2 Laps	1:50.485
67	1 Lap	1:33.061
117	38.268	1:19.750
13	42.991	1:22.014
10	44.538	1:22.857
118	45.706	1:26.256
14	46.405	1:23.271
8	1:00.764	1:24.239
188	1:06.404	1:25.269
88	1:20.963	1:26.723

Weather / Track : Cloudy / Dry

Results can be found at www.tsl-timing.com

Snetterton 200
Circuit Length = 1.9840 miles
Start: 12:16 Flag 12:25 End: 12:27

Printed - 12:27 Saturday, 24 October 2015

BMCRC - MRO Championships 2015 - Rnd 10 @ Snetterton 200

RKB/BMCRC F1 & F2 Sidecars

RACE 3 - SECTOR ANALYSIS

SECTOR 1 = FL to I1, SECTOR 2 = I1 to FL, DIFF = Difference To Personal Best Lap

P1 74 F1 BYGRAVE / BELSEY		Suzuki LCR - Blue-Group				
IDEAL LAP TIME : 1:14.870		BEST LAP TIME : 1:14.901		DIFFERENCE : 0.031		
LAP	SECTOR 1	SECTOR 2	LAP TIME	MPH	DIFF	TIME OF DAY
1 -		40.000	1:20.638	88.57	5.737	12:17:39.209
2 -	36.746	39.924	1:16.670	93.15	1.769	12:18:55.879
3 -	35.116	39.785	1:14.901 (1)	95.35		12:20:10.780
4 -	36.157	39.833	1:15.990 (3)	93.99	1.089	12:21:26.770
5 -	35.230	39.754	1:14.984 (2)	95.25	0.083	12:22:41.754
6 -	36.144	40.803	1:16.947	92.82	2.046	12:23:58.701
7 -	36.453	43.468	1:19.921	89.36	5.020	12:25:18.622

P2 114 F1 SMITH / ANDERSON		Suzuki LCR - SDC Performance				
IDEAL LAP TIME : 1:16.640		BEST LAP TIME : 1:16.851		DIFFERENCE : 0.211		
LAP	SECTOR 1	SECTOR 2	LAP TIME	MPH	DIFF	TIME OF DAY
1 -		41.329	1:23.526	85.51	6.675	12:17:42.097
2 -	36.135	40.716	1:16.851 (1)	92.94		12:18:58.948
3 -	36.229	41.066	1:17.295	92.40	0.444	12:20:16.243
4 -	37.056	40.776	1:17.832	91.76	0.981	12:21:34.075
5 -	35.924	40.954	1:16.878 (2)	92.90	0.027	12:22:50.953
6 -	35.947	41.296	1:17.243 (3)	92.46	0.392	12:24:08.196
7 -	36.230	43.059	1:19.289	90.08	2.438	12:25:27.485

P3 117 F1 POTTINGER / DODD		Yamaha LCR - GB Precision Eng/Opal Fabrication				
IDEAL LAP TIME : 1:19.750		BEST LAP TIME : 1:19.750		DIFFERENCE : 0.000		
LAP	SECTOR 1	SECTOR 2	LAP TIME	MPH	DIFF	TIME OF DAY
1 -		45.906	1:33.276	76.57	13.526	12:17:51.847
2 -	38.084	43.961	1:22.045	87.05	2.295	12:19:13.892
3 -	38.178	42.769	1:20.947	88.23	1.197	12:20:34.839
4 -	37.565	43.092	1:20.657 (2)	88.55	0.907	12:21:55.496
5 -	38.024	42.680	1:20.704 (3)	88.50	0.954	12:23:16.200
6 -	37.697	43.243	1:20.940	88.24	1.190	12:24:37.140
7 -	37.078	42.672	1:19.750 (1)	89.56		12:25:56.890

P4 13 F2 DIX / PARKER		Suzuki Baker -				
IDEAL LAP TIME : 1:21.345		BEST LAP TIME : 1:21.552		DIFFERENCE : 0.207		
LAP	SECTOR 1	SECTOR 2	LAP TIME	MPH	DIFF	TIME OF DAY
1 -		44.275	1:30.334	79.06	8.782	12:17:48.905
2 -	38.945	43.688	1:22.633	86.43	1.081	12:19:11.538
3 -	38.596	43.460	1:22.056	87.04	0.504	12:20:33.594
4 -	38.617	42.935	1:21.552 (1)	87.58		12:21:55.146
5 -	38.454	43.597	1:22.051 (3)	87.04	0.499	12:23:17.197
6 -	38.732	43.670	1:22.402	86.67	0.850	12:24:39.599
7 -	38.410	43.604	1:22.014 (2)	87.08	0.462	12:26:01.613

P5 10 F1 WEBB / SMITHIES		Suzuki LCR - ANtech Racing				
IDEAL LAP TIME : 1:20.581		BEST LAP TIME : 1:21.177		DIFFERENCE : 0.596		
LAP	SECTOR 1	SECTOR 2	LAP TIME	MPH	DIFF	TIME OF DAY
1 -		46.238	1:32.894	76.88	11.717	12:17:51.465
2 -	38.085	43.731	1:21.816	87.30	0.639	12:19:13.281
3 -	38.974	43.961	1:22.935	86.12	1.758	12:20:36.216
4 -	37.756	43.687	1:21.443 (2)	87.69	0.266	12:21:57.659
5 -	38.165	43.302	1:21.467 (3)	87.67	0.290	12:23:19.126
6 -	37.279	43.898	1:21.177 (1)	87.98		12:24:40.303
7 -	38.147	44.710	1:22.857	86.20	1.680	12:26:03.160

P6 118 F1 BICKNELL / HAYNES		Suzuki LCR -				
IDEAL LAP TIME : 1:20.750		BEST LAP TIME : 1:20.918		DIFFERENCE : 0.168		
LAP	SECTOR 1	SECTOR 2	LAP TIME	MPH	DIFF	TIME OF DAY

Weather / Track : Cloudy / Dry

Snetterton 200
Circuit Length = 1.9840 miles
Start: 12:16 Flag 12:25 End: 12:27

BMCRC - MRO Championships 2015 - Rnd 10 @ Snetterton 200

RKB/BMCRC F1 & F2 Sidecars

RACE 3 - SECTOR ANALYSIS

SECTOR 1 = FL to I1, SECTOR 2 = I1 to FL, DIFF = Difference To Personal Best Lap

1 -		43.657		1:27.936	81.22	7.018	12:17:46.507
2 -	38.022	44.183		1:22.205	86.88	1.287	12:19:08.712
3 -	37.798	44.272		1:22.070 (2)	87.02	1.152	12:20:30.782
4 -	37.673	44.467		1:22.140 (3)	86.95	1.222	12:21:52.922
5 -	37.093	43.825		1:20.918 (1)	88.26		12:23:13.840
6 -	37.946	46.286		1:24.232	84.79	3.314	12:24:38.072
7 -	39.626	46.630		1:26.256	82.80	5.338	12:26:04.328

P7	14 F2	CHRISTIE / CHRISTIE	Honda CES - Ryedale Pools			
IDEAL LAP TIME : 1:21.820		BEST LAP TIME : 1:22.170		DIFFERENCE : 0.350		

LAP	SECTOR 1	SECTOR 2	LAP TIME	MPH	DIFF	TIME OF DAY
1 -		44.645	1:29.215	80.05	7.045	12:17:47.786
2 -	38.542	45.306	1:23.848	85.18	1.678	12:19:11.634
3 -	38.684	43.720	1:22.404 (2)	86.67	0.234	12:20:34.038
4 -	38.651	43.869	1:22.520 (3)	86.55	0.350	12:21:56.558
5 -	38.628	43.542	1:22.170 (1)	86.92		12:23:18.728
6 -	38.278	44.750	1:23.028	86.02	0.858	12:24:41.756
7 -	38.568	44.703	1:23.271	85.77	1.101	12:26:05.027

P8	8 F2	ILARIA / SAUNDERS	Suzuki Windle -			
IDEAL LAP TIME : 1:23.558		BEST LAP TIME : 1:23.748		DIFFERENCE : 0.190		

LAP	SECTOR 1	SECTOR 2	LAP TIME	MPH	DIFF	TIME OF DAY
1 -		48.051	1:35.072	75.12	11.324	12:17:53.643
2 -	40.321	45.407	1:25.728	83.31	1.980	12:19:19.371
3 -	39.166	44.647	1:23.813 (2)	85.21	0.065	12:20:43.184
4 -	39.278	44.470	1:23.748 (1)	85.28		12:22:06.932
5 -	39.415	44.923	1:24.338	84.68	0.590	12:23:31.270
6 -	39.088	44.789	1:23.877 (3)	85.15	0.129	12:24:55.147
7 -	39.608	44.631	1:24.239	84.78	0.491	12:26:19.386

P9	188 F2	M & R VANNIEUWENHUYSE	Honda Shelbourne - Norton Owners club Flanders Branch			
IDEAL LAP TIME : 1:24.193		BEST LAP TIME : 1:24.193		DIFFERENCE : 0.000		

LAP	SECTOR 1	SECTOR 2	LAP TIME	MPH	DIFF	TIME OF DAY
1 -		46.406	1:34.585	75.51	10.392	12:17:53.156
2 -	41.229	45.156	1:26.385	82.68	2.192	12:19:19.541
3 -	39.678	44.515	1:24.193 (1)	84.83		12:20:43.734
4 -	39.912	44.590	1:24.502 (2)	84.52	0.309	12:22:08.236
5 -	39.864	46.330	1:26.194	82.86	2.001	12:23:34.430
6 -	39.816	45.511	1:25.327	83.70	1.134	12:24:59.757
7 -	40.232	45.037	1:25.269 (3)	83.76	1.076	12:26:25.026

P10	88 F2	LONGMORE / LONGMORE	Honda DMR -			
IDEAL LAP TIME : 1:26.068		BEST LAP TIME : 1:26.240		DIFFERENCE : 0.172		

LAP	SECTOR 1	SECTOR 2	LAP TIME	MPH	DIFF	TIME OF DAY
1 -		46.470	1:39.084	72.08	12.844	12:17:57.655
2 -	41.143	47.014	1:28.157	81.02	1.917	12:19:25.812
3 -	40.324	45.916	1:26.240 (1)	82.82		12:20:52.052
4 -	40.518	45.785	1:26.303 (2)	82.76	0.063	12:22:18.355
5 -	40.283	46.044	1:26.327 (3)	82.73	0.087	12:23:44.682
6 -	42.201	45.979	1:28.180	80.99	1.940	12:25:12.862
7 -	40.308	46.415	1:26.723	82.36	0.483	12:26:39.585

P11	92 F1	HILDIGE / HILDIGE	Suzuki Windle - Les King			
IDEAL LAP TIME : 1:23.160		BEST LAP TIME : 1:23.510		DIFFERENCE : 0.350		

LAP	SECTOR 1	SECTOR 2	LAP TIME	MPH	DIFF	TIME OF DAY
1 -		45.665	2:08.954	55.38	45.444	12:18:27.525
2 -	39.441	45.351	1:24.792	84.23	1.282	12:19:52.317
3 -	39.377	45.215	1:24.592	84.43	1.082	12:21:16.909
4 -	39.171	44.941	1:24.112 (2)	84.91	0.602	12:22:41.021

Weather / Track : Cloudy / Dry

Snetterton 200
Circuit Length = 1.9840 miles
Start: 12:16 Flag 12:25 End: 12:27

BMCRC - MRO Championships 2015 - Rnd 10 @ Snetterton 200

RKB/BMCRC F1 & F2 Sidecars

RACE 3 - SECTOR ANALYSIS

SECTOR 1 = FL to I1, SECTOR 2 = I1 to FL, DIFF = Difference To Personal Best Lap

5 -	38.904	44.606	1:23.510 (1)	85.52		12:24:04.531
6 -	38.554	45.662	1:24.216 (3)	84.81	0.706	12:25:28.747

P12 121 F1 LAWRENCE / SNASHALL			Yamaha LCR -			
IDEAL LAP TIME : 1:29.190		BEST LAP TIME : 1:30.458		DIFFERENCE : 1.268		
LAP	SECTOR 1	SECTOR 2	LAP TIME	MPH	DIFF	TIME OF DAY
1 -		47.527	1:37.703	73.10	7.245	12:17:56.274
2 -	41.837	48.658	1:30.495 (2)	78.92	0.037	12:19:26.769
3 -	41.841	48.719	1:30.560 (3)	78.87	0.102	12:20:57.329
4 -	42.210	48.465	1:30.675	78.77	0.217	12:22:28.004
5 -	42.052	48.406	1:30.458 (1)	78.95		12:23:58.462
6 -	41.663	49.734	1:31.397	78.14	0.939	12:25:29.859

P13 67 F1 PETTMAN/ JEFFREY			Suzuki Windle - MJP Racing			
IDEAL LAP TIME : 1:30.243		BEST LAP TIME : 1:30.243		DIFFERENCE : 0.000		
LAP	SECTOR 1	SECTOR 2	LAP TIME	MPH	DIFF	TIME OF DAY
1 -		50.602	1:41.199	70.57	10.956	12:17:59.770
2 -	42.802	49.636	1:32.438	77.26	2.195	12:19:32.208
3 -	42.254	48.881	1:31.135 (2)	78.37	0.892	12:21:03.343
4 -	41.940	48.303	1:30.243 (1)	79.14		12:22:33.586
5 -	42.216	48.927	1:31.143 (3)	78.36	0.900	12:24:04.729
6 -	43.561	49.500	1:33.061	76.75	2.818	12:25:37.790

P14 19 F1 MacBRIDE / WILKINSON			Suzuki Baker -			
IDEAL LAP TIME : 1:45.337		BEST LAP TIME : 1:46.056		DIFFERENCE : 0.719		
LAP	SECTOR 1	SECTOR 2	LAP TIME	MPH	DIFF	TIME OF DAY
1 -		58.108	2:01.615	58.73	15.559	12:18:20.186
2 -	49.300	56.756	1:46.056 (1)	67.34		12:20:06.242
3 -	51.984	57.793	1:49.777 (3)	65.06	3.721	12:21:56.019
4 -	50.350	56.037	1:46.387 (2)	67.13	0.331	12:23:42.406
5 -	50.206	1:00.279	1:50.485	64.64	4.429	12:25:32.891

P15 0 F1 ASHLEY / CUNNINGHAM			Suzuki Windle -			
IDEAL LAP TIME : 1:20.544		BEST LAP TIME : 1:20.673		DIFFERENCE : 0.129		
LAP	SECTOR 1	SECTOR 2	LAP TIME	MPH	DIFF	TIME OF DAY
1 -		43.754	1:29.308	79.97	8.635	12:17:47.879
2 -	38.644	44.540	1:23.184	85.86	2.511	12:19:11.063
3 -	38.212	43.390	1:21.602 (3)	87.52	0.929	12:20:32.665
4 -	37.502	43.581	1:21.083 (2)	88.08	0.410	12:21:53.748
5 -	37.201	43.472	1:20.673 (1)	88.53		12:23:14.421

P16 136 F1 EDWARDS / DEELEY			Yamaha Rea - Economy Heating Services			
IDEAL LAP TIME : 1:24.296		BEST LAP TIME : 1:24.296		DIFFERENCE : 0.000		
LAP	SECTOR 1	SECTOR 2	LAP TIME	MPH	DIFF	TIME OF DAY
1 -		45.654	1:34.566	75.52	10.270	12:17:53.137
2 -	39.741	44.555	1:24.296 (1)	84.73		12:19:17.433
3 -	39.757	48.090	1:27.847 (2)	81.30	3.551	12:20:45.280
4 -	40.574	47.667	1:28.241 (3)	80.94	3.945	12:22:13.521
5 -	44.839	49.680	1:34.519	75.56	10.223	12:23:48.040

Weather / Track : Cloudy / Dry

Snetterton 200
Circuit Length = 1.9840 miles
Start: 12:16 Flag 12:25 End: 12:27

BMCRC - MRO Championships 2015 - Rnd 10 @ Snetterton 200

RKB/BMCRC F1 & F2 Sidecars

RACE 3 - BEST SECTORS

SECTOR 1			SECTOR 2			IDEAL / BEST COMPARISON						
POS	NO	NAME	TIME	NO	NAME	TIME	POS	NO	NAME	IDEAL	BEST	DIFF
									PERFECT LAP	1:14.870		
1	74	BYGRAVE / BELSEY	35.116	74	BYGRAVE / BELSEY	39.754	1	74	BYGRAVE / BELSEY	1:14.870	1:14.901	0.031
2	114	SMITH / ANDERSON	35.924	114	SMITH / ANDERSON	40.716	2	114	SMITH / ANDERSON	1:16.640	1:16.851	0.211
3	117	POTTINGER / DODD	37.078	117	POTTINGER / DODD	42.672	3	117	POTTINGER / DODD	1:19.750	1:19.750	0.000
4	118	BICKNELL / HAYNES	37.093	13	DIX / PARKER	42.935	4	0	ASHLEY / CUNNINGHAM	1:20.544	1:20.673	0.129
5	0	ASHLEY / CUNNINGHAM	37.154	10	WEBB / SMITHIES	43.302	5	10	WEBB / SMITHIES	1:20.581	1:21.177	0.596
6	10	WEBB / SMITHIES	37.279	0	ASHLEY / CUNNINGHAM	43.390	6	118	BICKNELL / HAYNES	1:20.750	1:20.918	0.168
7	14	CHRISTIE / CHRISTIE	38.278	14	CHRISTIE / CHRISTIE	43.542	7	13	DIX / PARKER	1:21.345	1:21.552	0.207
8	13	DIX / PARKER	38.410	118	BICKNELL / HAYNES	43.657	8	14	CHRISTIE / CHRISTIE	1:21.820	1:22.170	0.350
9	92	HILDIGE / HILDIGE	38.554	8	ILARIA / SAUNDERS	44.470	9	92	HILDIGE / HILDIGE	1:23.160	1:23.510	0.350
10	8	ILARIA / SAUNDERS	39.088	188	M & R VANNIEUWENHUYSE	44.515	10	8	ILARIA / SAUNDERS	1:23.558	1:23.748	0.190
11	188	M & R VANNIEUWENHUYSE	39.678	136	EDWARDS / DEELEY	44.555	11	188	M & R VANNIEUWEN	1:24.193	1:24.193	0.000
12	136	EDWARDS / DEELEY	39.741	92	HILDIGE / HILDIGE	44.606	12	136	EDWARDS / DEELEY	1:24.296	1:24.296	0.000
13	88	LONGMORE / LONGMORE	40.283	88	LONGMORE / LONGMORE	45.785	13	88	LONGMORE / LONGMORE	1:26.068	1:26.240	0.172
14	121	LAWRENCE / SNASHALL	41.663	121	LAWRENCE / SNASHALL	47.527	14	121	LAWRENCE / SNASHALL	1:29.190	1:30.458	1.268
15	67	PETTMAN / JEFFREY	41.940	67	PETTMAN / JEFFREY	48.303	15	67	PETTMAN / JEFFREY	1:30.243	1:30.243	0.000
16	19	MacBRIDE / WILKINSON	49.300	19	MacBRIDE / WILKINSON	56.037	16	19	MacBRIDE / WILKINSON	1:45.337	1:46.056	0.719

Weather / Track : Cloudy / Dry

Results can be found at www.tsl-timing.com

Snetterton 200

Circuit Length = 1.9840 miles

Start: 12:16 Flag 12:25 End: 12:27

Printed - 12:27 Saturday, 24 October 2015

BMCRC - MRO Championships 2015 - Rnd 10 @ Snetterton 200

RKB/BMCRC F1 & F2 Sidecars

RACE 11 - CLASSIFICATION

POS	NO	CL	PIC NAME	ENTRY	LAPS	TIME	GAP	DIFF	MPH	BEST	ON
1	74	F1	1 BYGRAVE / BELSEY	Suzuki LCR - Blue-Group	7	11:13.665			74.21	1:34.321	4
2	114	F1	2 SMITH / ANDERSON	Suzuki LCR - SDC Performance	7	11:20.470	6.805	6.805	73.47	1:34.602	5
3	14	F2	1 CHRISTIE / CHRISTIE	Honda CES - Ryedale Pools	7	11:21.704	8.039	1.234	73.34	1:35.373	6
4	13	F2	2 DIX / PARKER	Suzuki Baker -	7	11:22.345	8.680	0.641	73.27	1:35.562	4
5	117	F1	3 POTTINGER / DODD	Yamaha LCR - GB Precision Eng/Opal Fabrication	7	11:27.091	13.426	4.746	72.76	1:35.634	5
6	8	F2	3 ILARIA / SAUNDERS	Suzuki Windle -	7	11:36.073	22.408	8.982	71.82	1:36.662	4
7	188	F2	4 M & R VANNIEUWENHUYSE	Honda Shelbourne - Norton Owners club Flanders E	7	11:38.211	24.546	2.138	71.60	1:36.842	5
8	88	F2	5 LONGMORE / LONGMORE	Honda DMR -	7	11:39.079	25.414	0.868	71.51	1:37.121	7
9	92	F1	4 HILDIGE / HILDIGE	Suzuki Windle - Les King	7	12:14.044	1:00.379	34.965	68.11	1:42.556	6
10	10	F1	5 WEBB / SMITHIES	Suzuki LCR - ANtech Racing	7	12:19.865	1:06.200	5.821	67.57	1:42.518	2
11	136	F1	6 EDWARDS / DEELEY	Yamaha Rea - Economy Heating Services	7	12:43.509	1:29.844	23.644	65.48	1:44.869	4
12	67	F1	7 PETTMAN / JEFFREY	Suzuki Windle - MJP Racing	6	11:24.236	1 Lap	1 Lap	62.63	1:49.686	5
13	121	F1	8 LAWRENCE / SNASHALL	Yamaha LCR -	6	11:25.619	1 Lap	1.383	62.50	1:51.035	6
14	19	F1	9 MacBRIDE / WILKINSON	Suzuki Baker -	5	11:55.234	2 Laps	1 Lap	49.93	2:15.247	1

NOT CLASSIFIED

DNF	118	F1	BICKNELL / HAYNES	Suzuki LCR -	5	10:03.765	2 Laps		59.14	1:42.098	4
-----	-----	----	-------------------	--------------	---	-----------	--------	--	-------	----------	---

FASTEST LAP

74	F1	BYGRAVE / BELSEY	Suzuki LCR - Blue-Group	4	1:34.321	75.72 mph	121.86 kph
14	F2	CHRISTIE / CHRISTIE	Honda CES - Ryedale Pools	6	1:35.373	74.89 mph	120.52 kph

Class F1 - 90% of Race Speed = 66.78 mph

Class F2 - 90% of Race Speed = 66.00 mph

Snetterton 200

Circuit Length = 1.9840 miles

Start: 16:19 Flag 16:30 End: 16:32

Weather / Track : Cloudy / Wet

These results are provisional until the conclusion of any judicial and technical matters.

Clerk Of Course :	Timekeeper :
-------------------	--------------

Results can be found at www.tsl-timing.com

Printed - 16:32 Saturday, 24 October 2015



BMCRC - MRO Championships 2015 - Rnd 10 @ Snetterton 200

RKB/BMCRC F1 & F2 Sidecars

RACE 11 - LAP CHART

LAP 1 @ 16:21:10.112

NO	BEHIND	LAP TIME
74		1:42.337
13	1.467	1:43.804
14	1.630	1:43.967
117	2.701	1:45.038
114	2.896	1:45.233
8	3.719	1:46.056
188	4.933	1:47.270
88	7.307	1:49.644
10	9.643	1:51.980
92	10.016	1:52.353
118	10.658	1:52.995
121	19.581	2:01.918
136	19.619	2:01.956
67	22.970	2:05.307
19	32.910	2:15.247

LAP 2 @ 16:22:45.063

NO	BEHIND	LAP TIME
74		1:34.951
14	3.689	1:37.010
13	3.909	1:37.393
114	4.232	1:36.287
117	5.499	1:37.749
188	9.052	1:39.070
8	10.911	1:42.143
88	12.469	1:40.113
10	17.210	1:42.518
92	18.870	1:43.805
118	18.984	1:43.277
136	32.815	1:48.147
121	38.773	1:54.143
67	43.036	1:55.017

LAP 3 @ 16:24:19.440

NO	BEHIND	LAP TIME
74		1:34.377
19	1 Lap	2:41.466
114	5.178	1:35.323
14	6.029	1:36.717
13	6.271	1:36.739
117	8.250	1:37.128
188	11.990	1:37.315
8	14.261	1:37.727
88	16.523	1:38.431
10	27.784	1:44.951
92	27.815	1:43.322
118	28.754	1:44.147
136	45.111	1:46.673
121	57.174	1:52.778
67	1:02.139	1:53.480

LAP 4 @ 16:25:53.761

NO	BEHIND	LAP TIME
74		1:34.321
114	6.413	1:35.556
13	7.512	1:35.562
14	8.472	1:36.764
117	9.930	1:36.001
188	16.244	1:38.575
8	16.602	1:36.662

88	20.100	1:37.898
92	36.177	1:42.683
118	36.531	1:42.098
10	41.098	1:47.635
19	1 Lap	2:19.554
136	55.659	1:44.869
121	1:16.273	1:53.420
67	1:17.996	1:50.178

LAP 5 @ 16:27:28.603

NO	BEHIND	LAP TIME
74		1:34.842
114	6.173	1:34.602
13	8.235	1:35.565
14	9.402	1:35.772
117	10.722	1:35.634
188	18.244	1:36.842
8	19.436	1:37.676
88	22.386	1:37.128
92	46.282	1:44.947
10	51.185	1:44.929
136	1:10.141	1:49.324
67	1:32.840	1:49.686
19	1 Lap	2:18.129
121	1:33.756	1:52.325

LAP 6 @ 16:29:04.699

NO	BEHIND	LAP TIME
74		1:36.096
114	4.921	1:34.844
13	8.339	1:36.200
14	8.679	1:35.373
117	11.125	1:36.499
188	20.936	1:38.788
8	21.412	1:38.072
88	25.034	1:38.744
118	1 Lap	3:01.248
92	52.742	1:42.556
10	1:00.385	1:45.296
136	1:20.238	1:46.193

LAP 7 @ 16:30:41.440

NO	BEHIND	LAP TIME
74		1:36.741
114	6.805	1:38.625
14	8.039	1:36.101
13	8.680	1:37.082
67	1 Lap	1:50.568
121	1 Lap	1:51.035
117	13.426	1:39.042
8	22.408	1:37.737
188	24.546	1:40.351
88	25.414	1:37.121
19	2 Laps	2:20.838
92	1:00.379	1:44.378
10	1:06.200	1:42.556
136	1:29.844	1:46.347

Weather / Track : Cloudy / Wet

Results can be found at www.tsl-timing.com

Snetterton 200

Circuit Length = 1.9840 miles

Start: 16:19 Flag 16:30 End: 16:32

Printed - 16:33 Saturday, 24 October 2015

BMCRC - MRO Championships 2015 - Rnd 10 @ Snetterton 200

RKB/BMCRC F1 & F2 Sidecars

RACE 11 - SECTOR ANALYSIS

SECTOR 1 = FL to I1, SECTOR 2 = I1 to FL, DIFF = Difference To Personal Best Lap

P1 74 F1 BYGRAVE / BELSEY		Suzuki LCR - Blue-Group				
IDEAL LAP TIME : 1:33.863		BEST LAP TIME : 1:34.321		DIFFERENCE : 0.458		
LAP	SECTOR 1	SECTOR 2	LAP TIME	MPH	DIFF	TIME OF DAY
1 -		51.197	1:42.337	69.79	8.016	16:21:10.112
2 -	44.887	50.064	1:34.951	75.22	0.630	16:22:45.063
3 -	43.977	50.400	1:34.377 (2)	75.68	0.056	16:24:19.440
4 -	44.435	49.886	1:34.321 (1)	75.72		16:25:53.761
5 -	44.528	50.314	1:34.842 (3)	75.30	0.521	16:27:28.603
6 -	44.940	51.156	1:36.096	74.32	1.775	16:29:04.699
7 -	46.073	50.668	1:36.741	73.83	2.420	16:30:41.440

P2 114 F1 SMITH / ANDERSON		Suzuki LCR - SDC Performance				
IDEAL LAP TIME : 1:34.413		BEST LAP TIME : 1:34.602		DIFFERENCE : 0.189		
LAP	SECTOR 1	SECTOR 2	LAP TIME	MPH	DIFF	TIME OF DAY
1 -		52.502	1:45.233	67.87	10.631	16:21:13.008
2 -	44.358	51.929	1:36.287	74.17	1.685	16:22:49.295
3 -	44.333	50.990	1:35.323 (3)	74.92	0.721	16:24:24.618
4 -	44.865	50.691	1:35.556	74.74	0.954	16:26:00.174
5 -	44.132	50.470	1:34.602 (1)	75.50		16:27:34.776
6 -	43.943	50.901	1:34.844 (2)	75.30	0.242	16:29:09.620
7 -	45.486	53.139	1:38.625	72.42	4.023	16:30:48.245

P3 14 F2 CHRISTIE / CHRISTIE		Honda CES - Ryedale Pools				
IDEAL LAP TIME : 1:35.022		BEST LAP TIME : 1:35.373		DIFFERENCE : 0.351		
LAP	SECTOR 1	SECTOR 2	LAP TIME	MPH	DIFF	TIME OF DAY
1 -		52.583	1:43.967	68.69	8.594	16:21:11.742
2 -	45.580	51.430	1:37.010	73.62	1.637	16:22:48.752
3 -	44.946	51.771	1:36.717	73.84	1.344	16:24:25.469
4 -	46.096	50.668	1:36.764	73.81	1.391	16:26:02.233
5 -	44.744	51.028	1:35.772 (2)	74.57	0.399	16:27:38.005
6 -	44.354	51.019	1:35.373 (1)	74.89		16:29:13.378
7 -	44.895	51.206	1:36.101 (3)	74.32	0.728	16:30:49.479

P4 13 F2 DIX / PARKER		Suzuki Baker -				
IDEAL LAP TIME : 1:34.893		BEST LAP TIME : 1:35.562		DIFFERENCE : 0.669		
LAP	SECTOR 1	SECTOR 2	LAP TIME	MPH	DIFF	TIME OF DAY
1 -		52.427	1:43.804	68.80	8.242	16:21:11.579
2 -	45.654	51.739	1:37.393	73.33	1.831	16:22:48.972
3 -	44.885	51.854	1:36.739	73.83	1.177	16:24:25.711
4 -	44.925	50.637	1:35.562 (1)	74.74		16:26:01.273
5 -	44.256	51.309	1:35.565 (2)	74.74	0.003	16:27:36.838
6 -	44.671	51.529	1:36.200 (3)	74.24	0.638	16:29:13.038
7 -	45.071	52.011	1:37.082	73.57	1.520	16:30:50.120

P5 117 F1 POTTINGER / DODD		Yamaha LCR - GB Precision Eng/Opal Fabrication				
IDEAL LAP TIME : 1:35.038		BEST LAP TIME : 1:35.634		DIFFERENCE : 0.596		
LAP	SECTOR 1	SECTOR 2	LAP TIME	MPH	DIFF	TIME OF DAY
1 -		53.039	1:45.038	67.99	9.404	16:21:12.813
2 -	45.221	52.528	1:37.749	73.07	2.115	16:22:50.562
3 -	44.563	52.565	1:37.128	73.53	1.494	16:24:27.690
4 -	44.632	51.369	1:36.001 (2)	74.40	0.367	16:26:03.691
5 -	44.172	51.462	1:35.634 (1)	74.68		16:27:39.325
6 -	43.669	52.830	1:36.499 (3)	74.01	0.865	16:29:15.824
7 -	45.143	53.899	1:39.042	72.11	3.408	16:30:54.866

P6 8 F2 ILARIA / SAUNDERS		Suzuki Windle -				
IDEAL LAP TIME : 1:36.275		BEST LAP TIME : 1:36.662		DIFFERENCE : 0.387		
LAP	SECTOR 1	SECTOR 2	LAP TIME	MPH	DIFF	TIME OF DAY

Weather / Track : Cloudy / Wet

Snetterton 200
Circuit Length = 1.9840 miles
Start: 16:19 Flag 16:30 End: 16:32

BMCRC - MRO Championships 2015 - Rnd 10 @ Snetterton 200

RKB/BMCRC F1 & F2 Sidecars

RACE 11 - SECTOR ANALYSIS

SECTOR 1 = FL to I1, SECTOR 2 = I1 to FL, DIFF = Difference To Personal Best Lap

1 -		53.023	1:46.056	67.34	9.394	16:21:13.831
2 -	45.282	56.861	1:42.143	69.92	5.481	16:22:55.974
3 -	45.160	52.567	1:37.727 (3)	73.08	1.065	16:24:33.701
4 -	45.364	51.298	1:36.662 (1)	73.89		16:26:10.363
5 -	45.778	51.898	1:37.676 (2)	73.12	1.014	16:27:48.039
6 -	44.977	53.095	1:38.072	72.82	1.410	16:29:26.111
7 -	45.637	52.100	1:37.737	73.07	1.075	16:31:03.848

P7 188 F2 M & R VANNIEUWENHUYSE			Honda Shelbourne - Norton Owners club Flanders Branch			
IDEAL LAP TIME : 1:36.631		BEST LAP TIME : 1:36.842		DIFFERENCE : 0.211		
LAP	SECTOR 1	SECTOR 2	LAP TIME	MPH	DIFF	TIME OF DAY
1 -		53.461	1:47.270	66.58	10.428	16:21:15.045
2 -	46.024	53.046	1:39.070	72.09	2.228	16:22:54.115
3 -	45.441	51.874	1:37.315 (2)	73.39	0.473	16:24:31.430
4 -	47.146	51.429	1:38.575 (3)	72.45	1.733	16:26:10.005
5 -	45.652	51.190	1:36.842 (1)	73.75		16:27:46.847
6 -	45.932	52.856	1:38.788	72.30	1.946	16:29:25.635
7 -	47.100	53.251	1:40.351	71.17	3.509	16:31:05.986

P8 88 F2 LONGMORE / LONGMORE			Honda DMR -			
IDEAL LAP TIME : 1:36.623		BEST LAP TIME : 1:37.121		DIFFERENCE : 0.498		
LAP	SECTOR 1	SECTOR 2	LAP TIME	MPH	DIFF	TIME OF DAY
1 -		54.347	1:49.644	65.14	12.523	16:21:17.419
2 -	46.100	54.013	1:40.113	71.34	2.992	16:22:57.532
3 -	45.787	52.644	1:38.431	72.56	1.310	16:24:35.963
4 -	45.816	52.082	1:37.898 (3)	72.95	0.777	16:26:13.861
5 -	45.535	51.593	1:37.128 (2)	73.53	0.007	16:27:50.989
6 -	45.664	53.080	1:38.744	72.33	1.623	16:29:29.733
7 -	45.030	52.091	1:37.121 (1)	73.54		16:31:06.854

P9 92 F1 HILDIGE / HILDIGE			Suzuki Windle - Les King			
IDEAL LAP TIME : 1:42.420		BEST LAP TIME : 1:42.556		DIFFERENCE : 0.136		
LAP	SECTOR 1	SECTOR 2	LAP TIME	MPH	DIFF	TIME OF DAY
1 -		55.988	1:52.353	63.57	9.797	16:21:20.128
2 -	47.359	56.446	1:43.805	68.80	1.249	16:23:03.933
3 -	47.564	55.758	1:43.322 (3)	69.12	0.766	16:24:47.255
4 -	47.076	55.607	1:42.683 (2)	69.55	0.127	16:26:29.938
5 -	48.414	56.533	1:44.947	68.05	2.391	16:28:14.885
6 -	46.813	55.743	1:42.556 (1)	69.64		16:29:57.441
7 -	47.703	56.675	1:44.378	68.42	1.822	16:31:41.819

P10 10 F1 WEBB / SMITHIES			Suzuki LCR - ANtech Racing			
IDEAL LAP TIME : 1:41.852		BEST LAP TIME : 1:42.518		DIFFERENCE : 0.666		
LAP	SECTOR 1	SECTOR 2	LAP TIME	MPH	DIFF	TIME OF DAY
1 -		56.826	1:51.980	63.78	9.462	16:21:19.755
2 -	46.889	55.629	1:42.518 (1)	69.67		16:23:02.273
3 -	48.174	56.777	1:44.951	68.05	2.433	16:24:47.224
4 -	48.790	58.845	1:47.635	66.35	5.117	16:26:34.859
5 -	47.835	57.094	1:44.929 (3)	68.07	2.411	16:28:19.788
6 -	48.310	56.986	1:45.296	67.83	2.778	16:30:05.084
7 -	46.223	56.333	1:42.556 (2)	69.64	0.038	16:31:47.640

P11 136 F1 EDWARDS / DEELEY			Yamaha Rea - Economy Heating Services			
IDEAL LAP TIME : 1:44.869		BEST LAP TIME : 1:44.869		DIFFERENCE : 0.000		
LAP	SECTOR 1	SECTOR 2	LAP TIME	MPH	DIFF	TIME OF DAY
1 -		1:01.035	2:01.956	58.56	17.087	16:21:29.731
2 -	49.363	58.784	1:48.147	66.04	3.278	16:23:17.878
3 -	49.365	57.308	1:46.673	66.95	1.804	16:25:04.551
4 -	48.502	56.367	1:44.869 (1)	68.10		16:26:49.420

Weather / Track : Cloudy / Wet

Snetterton 200
Circuit Length = 1.9840 miles
Start: 16:19 Flag 16:30 End: 16:32

BMCRC - MRO Championships 2015 - Rnd 10 @ Snetterton 200

RKB/BMCRC F1 & F2 Sidecars

RACE 11 - SECTOR ANALYSIS

SECTOR 1 = FL to I1, SECTOR 2 = I1 to FL, DIFF = Difference To Personal Best Lap

5 -	50.568	58.756	1:49.324	65.33	4.455	16:28:38.744
6 -	49.391	56.802	1:46.193 (2)	67.25	1.324	16:30:24.937
7 -	48.768	57.579	1:46.347 (3)	67.16	1.478	16:32:11.284

P12	67 F1	PETTMAN / JEFFREY	Suzuki Windle - MJP Racing			
IDEAL LAP TIME : 1:48.219		BEST LAP TIME : 1:49.686	DIFFERENCE : 1.467			
LAP	SECTOR 1	SECTOR 2	LAP TIME	MPH	DIFF	TIME OF DAY
1 -		1:02.201	2:05.307	57.00	15.621	16:21:33.082
2 -	54.063	1:00.954	1:55.017	62.09	5.331	16:23:28.099
3 -	52.817	1:00.663	1:53.480	62.94	3.794	16:25:21.579
4 -	51.846	58.332	1:50.178 (2)	64.82	0.492	16:27:11.757
5 -	49.887	59.799	1:49.686 (1)	65.11		16:29:01.443
6 -	51.911	58.657	1:50.568 (3)	64.59	0.882	16:30:52.011

P13	121 F1	LAWRENCE / SNASHALL	Yamaha LCR -			
IDEAL LAP TIME : 1:51.035		BEST LAP TIME : 1:51.035	DIFFERENCE : 0.000			
LAP	SECTOR 1	SECTOR 2	LAP TIME	MPH	DIFF	TIME OF DAY
1 -		1:01.594	2:01.918	58.58	10.883	16:21:29.693
2 -	52.825	1:01.318	1:54.143	62.57	3.108	16:23:23.836
3 -	52.120	1:00.658	1:52.778 (3)	63.33	1.743	16:25:16.614
4 -	52.159	1:01.261	1:53.420	62.97	2.385	16:27:10.034
5 -	52.147	1:00.178	1:52.325 (2)	63.58	1.290	16:29:02.359
6 -	51.674	59.361	1:51.035 (1)	64.32		16:30:53.394

P14	19 F1	MacBRIDE / WILKINSON	Suzuki Baker -			
IDEAL LAP TIME : 2:12.863		BEST LAP TIME : 2:15.247	DIFFERENCE : 2.384			
LAP	SECTOR 1	SECTOR 2	LAP TIME	MPH	DIFF	TIME OF DAY
1 -		1:07.395	2:15.247 (1)	52.81		16:21:43.022
2 -	1:30.552	1:10.914	2:41.466	44.23	26.218	16:24:24.488
3 -	1:05.468	1:14.086	2:19.554 (3)	51.18	4.306	16:26:44.042
4 -	1:06.294	1:11.835	2:18.129 (2)	51.70	2.881	16:29:02.171
5 -	1:07.397	1:13.441	2:20.838	50.71	5.590	16:31:23.009

P15	118 F1	BICKNELL / HAYNES	Suzuki LCR -			
IDEAL LAP TIME : 1:42.098		BEST LAP TIME : 1:42.098	DIFFERENCE : 0.000			
LAP	SECTOR 1	SECTOR 2	LAP TIME	MPH	DIFF	TIME OF DAY
1 -		55.671	1:52.995	63.21	10.897	16:21:20.770
2 -	47.923	55.354	1:43.277 (2)	69.15	1.179	16:23:04.047
3 -	48.795	55.352	1:44.147 (3)	68.58	2.049	16:24:48.194
4 -	47.051	55.047	1:42.098 (1)	69.95		16:26:30.292
5 -	47.563	2:13.685	3:01.248	39.40	1:19.150	16:29:31.540

BMCRC - MRO Championships 2015 - Rnd 10 @ Snetterton 200

RKB/BMCRC F1 & F2 Sidecars

RACE 11 - BEST SECTORS

SECTOR 1			SECTOR 2			IDEAL / BEST COMPARISON						
POS	NO	NAME	TIME	NO	NAME	TIME	POS	NO	NAME	IDEAL	BEST	DIFF
									PERFECT LAP	1:33.555		
1	117	POTTINGER / DODD	43.669	74	BYGRAVE / BELSEY	49.886	1	74	BYGRAVE / BELSEY	1:33.863	1:34.321	0.458
2	114	SMITH / ANDERSON	43.943	114	SMITH / ANDERSON	50.470	2	114	SMITH / ANDERSON	1:34.413	1:34.602	0.189
3	74	BYGRAVE / BELSEY	43.977	13	DIX / PARKER	50.637	3	13	DIX / PARKER	1:34.893	1:35.562	0.669
4	13	DIX / PARKER	44.256	14	CHRISTIE / CHRISTIE	50.668	4	14	CHRISTIE / CHRISTIE	1:35.022	1:35.373	0.351
5	14	CHRISTIE / CHRISTIE	44.354	188	M & R VANNIEUWENHUYSE	51.190	5	117	POTTINGER / DODD	1:35.038	1:35.634	0.596
6	8	ILARIA / SAUNDERS	44.977	8	ILARIA / SAUNDERS	51.298	6	8	ILARIA / SAUNDERS	1:36.275	1:36.662	0.387
7	88	LONGMORE / LONGMORE	45.030	117	POTTINGER / DODD	51.369	7	88	LONGMORE / LONGMORE	1:36.623	1:37.121	0.498
8	188	M & R VANNIEUWENHUYSE	45.441	88	LONGMORE / LONGMORE	51.593	8	188	M & R VANNIEUWEN	1:36.631	1:36.842	0.211
9	10	WEBB / SMITHIES	46.223	118	BICKNELL / HAYNES	55.047	9	10	WEBB / SMITHIES	1:41.852	1:42.518	0.666
10	92	HILDIGE / HILDIGE	46.813	92	HILDIGE / HILDIGE	55.607	10	118	BICKNELL / HAYNES	1:42.098	1:42.098	0.000
11	118	BICKNELL / HAYNES	47.051	10	WEBB / SMITHIES	55.629	11	92	HILDIGE / HILDIGE	1:42.420	1:42.556	0.136
12	136	EDWARDS / DEELEY	48.502	136	EDWARDS / DEELEY	56.367	12	136	EDWARDS / DEELEY	1:44.869	1:44.869	0.000
13	67	PETTMAN / JEFFREY	49.887	67	PETTMAN / JEFFREY	58.332	13	67	PETTMAN / JEFFREY	1:48.219	1:49.686	1.467
14	121	LAWRENCE / SNASHALL	51.674	121	LAWRENCE / SNASHALL	59.361	14	121	LAWRENCE / SNASH	1:51.035	1:51.035	0.000
15	19	MacBRIDE / WILKINSON	1:05.468	19	MacBRIDE / WILKINSON	1:07.395	15	19	MacBRIDE / WILKINS	2:12.863	2:15.247	2.384

Weather / Track : Cloudy / Wet

Results can be found at www.tsl-timing.com

Snetterton 200

Circuit Length = 1.9840 miles

Start: 16:19 Flag 16:30 End: 16:32

Printed - 16:33 Saturday, 24 October 2015

BMCRC - MRO Championships 2015 - Rnd 10 @ Snetterton 200

RKB/BMCRC F1 & F2 Sidecars

RACE 3 - CLASSIFICATION

POS	NO	CL	PIC NAME	ENTRY	LAPS	TIME	GAP	DIFF	MPH	BEST	ON
1	114	F1	1 SMITH / ANDERSON	Suzuki LCR - SDC Performance	4	6:01.640			79.00	1:27.643	2
2	117	F1	2 POTTINGER / DODD	Yamaha LCR - GB Precision Eng/Opal Fabrication	4	6:12.683	11.043	11.043	76.66	1:30.712	3
3	14	F2	1 CHRISTIE / CHRISTIE	Honda CES - Ryedale Pools	4	6:16.035	14.395	3.352	75.97	1:31.076	2
4	13	F2	2 DIX / PARKER	Suzuki Baker -	4	6:23.584	21.944	7.549	74.48	1:33.339	3
5	8	F2	3 ILARIA / SAUNDERS	Suzuki Windle -	4	6:24.218	22.578	0.634	74.35	1:32.720	3
6	88	F2	4 LONGMORE / LONGMORE	Honda DMR -	4	6:24.245	22.605	0.027	74.35	1:33.172	3
7	188	F2	5 M & R VANNIEUWENHUYSE	Honda Shelbourne - Norton Owners club Flanders E	4	6:25.508	23.868	1.263	74.11	1:33.627	3
8	118	F1	3 BICKNELL / HAYNES	Suzuki LCR -	4	6:29.380	27.740	3.872	73.37	1:33.547	3
9	92	F1	4 HILDIGE / HILDIGE	Suzuki Windle - Les King	4	6:56.774	55.134	27.394	68.55	1:42.244	3
10	67	F1	5 PETTMAN/ JEFFREY	Suzuki Windle - MJP Racing	4	7:01.754	1:00.114	4.980	67.74	1:42.203	4
11	136	F1	6 EDWARDS / DEELEY	Yamaha Rea - Economy Heating Services	4	7:04.508	1:02.868	2.754	67.30	1:43.117	3
12	121	F1	7 LAWRENCE / SNASHALL	Yamaha LCR -	4	7:29.640	1:28.000	25.132	63.54	1:49.321	2
13	19	F1	8 MacBRIDE / WILKINSON	Suzuki Baker -	3	6:30.121	1 Lap	1 Lap	54.92	2:05.788	2

FASTEST LAP

114	F1	SMITH / ANDERSON	Suzuki LCR - SDC Performance	2	1:27.643	81.49 mph	131.15 kph
14	F2	CHRISTIE / CHRISTIE	Honda CES - Ryedale Pools	2	1:31.076	78.42 mph	126.21 kph

Class F1 - 90% of Race Speed = 71.10 mph

Class F2 - 90% of Race Speed = 68.37 mph

Snetterton 200

Circuit Length = 1.9840 miles

Start: 10:46 Flag 10:52 End: 10:54

Weather / Track : Cloudy / Wet

These results are provisional until the conclusion of any judicial and technical matters.

Clerk Of Course :	Timekeeper :
-------------------	--------------

Results can be found at www.tsl-timing.com

Printed - 10:55 Sunday, 25 October 2015



BMCRC - MRO Championships 2015 - Rnd 10 @ Snetterton 200

RKB/BMCRC F1 & F2 Sidecars

RACE 3 - LAP CHART

LAP 1 @ 10:48:30.707

NO	BEHIND	LAP TIME
114		1:36.142
117	3.860	1:40.002
13	4.201	1:40.343
14	4.429	1:40.571
8	4.613	1:40.755
88	5.424	1:41.566
188	6.048	1:42.190
118	6.592	1:42.734
92	11.413	1:47.555
67	15.844	1:51.986
136	16.939	1:53.081
121	19.246	1:55.388
19	40.492	2:16.634

LAP 2 @ 10:49:58.350

NO	BEHIND	LAP TIME
114		1:27.643
117	7.098	1:30.881
14	7.862	1:31.076
13	10.916	1:34.358
8	12.145	1:35.175
88	12.260	1:34.479
188	12.497	1:34.092
118	16.164	1:37.215
92	26.751	1:42.981
67	32.856	1:44.655
136	34.073	1:44.777
121	40.924	1:49.321
19	1:18.637	2:05.788

LAP 3 @ 10:51:27.018

NO	BEHIND	LAP TIME
114		1:28.668
117	9.142	1:30.712
14	10.688	1:31.494
13	15.587	1:33.339
8	16.197	1:32.720
88	16.764	1:33.172
188	17.456	1:33.627
118	21.043	1:33.547
92	40.327	1:42.244
67	47.098	1:42.910
136	48.522	1:43.117
121	1:04.613	1:52.357

LAP 4 @ 10:52:56.205

NO	BEHIND	LAP TIME
114		1:29.187
117	11.043	1:31.088
14	14.395	1:32.894
13	21.944	1:35.544
8	22.578	1:35.568
88	22.605	1:35.028
188	23.868	1:35.599
118	27.740	1:35.884
19	1 Lap	2:07.699
92	55.134	1:43.994
67	1:00.114	1:42.203
136	1:02.868	1:43.533
121	1:28.000	1:52.574

Weather / Track : Cloudy / Wet

Results can be found at www.tsl-timing.com

Snetterton 200
Circuit Length = 1.9840 miles
Start: 10:46 Flag 10:52 End: 10:54

Printed - 10:55 Sunday, 25 October 2015

BMCRC - MRO Championships 2015 - Rnd 10 @ Snetterton 200

RKB/BMCRC F1 & F2 Sidecars

RACE 3 - SECTOR ANALYSIS

SECTOR 1 = FL to I1, SECTOR 2 = I1 to FL, DIFF = Difference To Personal Best Lap

P1 114 F1 SMITH / ANDERSON		Suzuki LCR - SDC Performance				
IDEAL LAP TIME : 1:27.643		BEST LAP TIME : 1:27.643		DIFFERENCE : 0.000		
LAP	SECTOR 1	SECTOR 2	LAP TIME	MPH	DIFF	TIME OF DAY
1 -		47.344	1:36.142	74.29	8.499	10:48:30.707
2 -	40.677	46.966	1:27.643 (1)	81.49		10:49:58.350
3 -	40.870	47.798	1:28.668 (2)	80.55	1.025	10:51:27.018
4 -	41.135	48.052	1:29.187 (3)	80.08	1.544	10:52:56.205

P2 117 F1 POTTINGER / DODD		Yamaha LCR - GB Precision Eng/Opal Fabrication				
IDEAL LAP TIME : 1:30.294		BEST LAP TIME : 1:30.712		DIFFERENCE : 0.418		
LAP	SECTOR 1	SECTOR 2	LAP TIME	MPH	DIFF	TIME OF DAY
1 -		50.883	1:40.002	71.42	9.290	10:48:34.567
2 -	41.151	49.730	1:30.881 (2)	78.59	0.169	10:50:05.448
3 -	41.513	49.199	1:30.712 (1)	78.73		10:51:36.160
4 -	41.095	49.993	1:31.088 (3)	78.41	0.376	10:53:07.248

P3 14 F2 CHRISTIE / CHRISTIE		Honda CES - Ryedale Pools				
IDEAL LAP TIME :		BEST LAP TIME : 1:31.076		DIFFERENCE :		
LAP	SECTOR 1	SECTOR 2	LAP TIME	MPH	DIFF	TIME OF DAY
1 -			1:40.571	71.01	9.495	10:48:35.136
2 -			1:31.076 (1)	78.42		10:50:06.212
3 -			1:31.494 (2)	78.06	0.418	10:51:37.706
4 -			1:32.894 (3)	76.88	1.818	10:53:10.600

P4 13 F2 DIX / PARKER		Suzuki Baker -				
IDEAL LAP TIME : 1:33.339		BEST LAP TIME : 1:33.339		DIFFERENCE : 0.000		
LAP	SECTOR 1	SECTOR 2	LAP TIME	MPH	DIFF	TIME OF DAY
1 -		51.320	1:40.343	71.18	7.004	10:48:34.908
2 -	43.754	50.604	1:34.358 (2)	75.69	1.019	10:50:09.266
3 -	43.086	50.253	1:33.339 (1)	76.52		10:51:42.605
4 -	43.496	52.048	1:35.544 (3)	74.75	2.205	10:53:18.149

P5 8 F2 ILARIA / SAUNDERS		Suzuki Windle -				
IDEAL LAP TIME : 1:32.622		BEST LAP TIME : 1:32.720		DIFFERENCE : 0.098		
LAP	SECTOR 1	SECTOR 2	LAP TIME	MPH	DIFF	TIME OF DAY
1 -		50.593	1:40.755	70.89	8.035	10:48:35.320
2 -	43.722	51.453	1:35.175 (2)	75.04	2.455	10:50:10.495
3 -	42.996	49.724	1:32.720 (1)	77.03		10:51:43.215
4 -	42.898	52.670	1:35.568 (3)	74.73	2.848	10:53:18.783

P6 88 F2 LONGMORE / LONGMORE		Honda DMR -				
IDEAL LAP TIME : 1:33.041		BEST LAP TIME : 1:33.172		DIFFERENCE : 0.131		
LAP	SECTOR 1	SECTOR 2	LAP TIME	MPH	DIFF	TIME OF DAY
1 -		50.422	1:41.566	70.32	8.394	10:48:36.131
2 -	43.618	50.861	1:34.479 (2)	75.59	1.307	10:50:10.610
3 -	43.488	49.684	1:33.172 (1)	76.65		10:51:43.782
4 -	43.357	51.671	1:35.028 (3)	75.16	1.856	10:53:18.810

P7 188 F2 M & R VANNIEUWENHUYSE		Honda Shelbourne - Norton Owners club Flanders Branch				
IDEAL LAP TIME : 1:33.382		BEST LAP TIME : 1:33.627		DIFFERENCE : 0.245		
LAP	SECTOR 1	SECTOR 2	LAP TIME	MPH	DIFF	TIME OF DAY
1 -		50.817	1:42.190	69.89	8.563	10:48:36.755
2 -	43.715	50.377	1:34.092 (2)	75.91	0.465	10:50:10.847
3 -	43.960	49.667	1:33.627 (1)	76.28		10:51:44.474
4 -	43.723	51.876	1:35.599 (3)	74.71	1.972	10:53:20.073

Weather / Track : Cloudy / Wet

Snetterton 200
Circuit Length = 1.9840 miles
Start: 10:46 Flag 10:52 End: 10:54

BMCRC - MRO Championships 2015 - Rnd 10 @ Snetterton 200

RKB/BMCRC F1 & F2 Sidecars

RACE 3 - SECTOR ANALYSIS

SECTOR 1 = FL to I1, SECTOR 2 = I1 to FL, DIFF = Difference To Personal Best Lap

P8 118 F1 BICKNELL / HAYNES		Suzuki LCR -				
IDEAL LAP TIME : 1:33.308		BEST LAP TIME : 1:33.547		DIFFERENCE : 0.239		
LAP	SECTOR 1	SECTOR 2	LAP TIME	MPH	DIFF	TIME OF DAY
1 -		50.560	1:42.734	69.52	9.187	10:48:37.299
2 -	45.929	51.286	1:37.215 (3)	73.47	3.668	10:50:14.514
3 -	42.748	50.799	1:33.547 (1)	76.35		10:51:48.061
4 -	43.446	52.438	1:35.884 (2)	74.49	2.337	10:53:23.945

P9 92 F1 HILDIGE / HILDIGE		Suzuki Windle - Les King				
IDEAL LAP TIME : 1:41.398		BEST LAP TIME : 1:42.244		DIFFERENCE : 0.846		
LAP	SECTOR 1	SECTOR 2	LAP TIME	MPH	DIFF	TIME OF DAY
1 -		54.597	1:47.555	66.40	5.311	10:48:42.120
2 -	47.133	55.848	1:42.981 (2)	69.35	0.737	10:50:25.101
3 -	46.801	55.443	1:42.244 (1)	69.85		10:52:07.345
4 -	47.330	56.664	1:43.994 (3)	68.68	1.750	10:53:51.339

P10 67 F1 PETTMAN/ JEFFREY		Suzuki Windle - MJP Racing				
IDEAL LAP TIME : 1:42.049		BEST LAP TIME : 1:42.203		DIFFERENCE : 0.154		
LAP	SECTOR 1	SECTOR 2	LAP TIME	MPH	DIFF	TIME OF DAY
1 -		55.596	1:51.986	63.78	9.783	10:48:46.551
2 -	48.547	56.108	1:44.655 (3)	68.24	2.452	10:50:31.206
3 -	48.199	54.711	1:42.910 (2)	69.40	0.707	10:52:14.116
4 -	47.338	54.865	1:42.203 (1)	69.88		10:53:56.319

P11 136 F1 EDWARDS / DEELEY		Yamaha Rea - Economy Heating Services				
IDEAL LAP TIME : 1:42.771		BEST LAP TIME : 1:43.117		DIFFERENCE : 0.346		
LAP	SECTOR 1	SECTOR 2	LAP TIME	MPH	DIFF	TIME OF DAY
1 -		56.350	1:53.081	63.16	9.964	10:48:47.646
2 -	48.019	56.758	1:44.777 (3)	68.16	1.660	10:50:32.423
3 -	47.579	55.538	1:43.117 (1)	69.26		10:52:15.540
4 -	48.341	55.192	1:43.533 (2)	68.98	0.416	10:53:59.073

P12 121 F1 LAWRENCE / SNASHALL		Yamaha LCR -				
IDEAL LAP TIME : 1:47.179		BEST LAP TIME : 1:49.321		DIFFERENCE : 2.142		
LAP	SECTOR 1	SECTOR 2	LAP TIME	MPH	DIFF	TIME OF DAY
1 -		57.205	1:55.388	61.90	6.067	10:48:49.953
2 -	49.974	59.347	1:49.321 (1)	65.33		10:50:39.274
3 -	51.220	1:01.137	1:52.357 (2)	63.57	3.036	10:52:31.631
4 -	51.424	1:01.150	1:52.574 (3)	63.44	3.253	10:54:24.205

P13 19 F1 MacBRIDE / WILKINSON		Suzuki Baker -				
IDEAL LAP TIME : 2:05.788		BEST LAP TIME : 2:05.788		DIFFERENCE : 0.000		
LAP	SECTOR 1	SECTOR 2	LAP TIME	MPH	DIFF	TIME OF DAY
1 -		1:06.927	2:16.634 (3)	52.27	10.846	10:49:11.199
2 -	59.524	1:06.264	2:05.788 (1)	56.78		10:51:16.987
3 -	59.638	1:08.061	2:07.699 (2)	55.93	1.911	10:53:24.686

BMCRC - MRO Championships 2015 - Rnd 10 @ Snetterton 200

RKB/BMCRC F1 & F2 Sidecars

RACE 3 - BEST SECTORS

SECTOR 1			SECTOR 2			IDEAL / BEST COMPARISON						
POS	NO	NAME	TIME	NO	NAME	TIME	POS	NO	NAME	IDEAL	BEST	DIFF
									PERFECT LAP	1:27.643		
1	114	SMITH / ANDERSON	40.677	114	SMITH / ANDERSON	46.966	1	114	SMITH / ANDERSON	1:27.643	1:27.643	0.000
2	117	POTTINGER / DODD	41.095	117	POTTINGER / DODD	49.199	2	117	POTTINGER / DODD	1:30.294	1:30.712	0.418
3	118	BICKNELL / HAYNES	42.748	188	M & R VANNIEUWENHUYSE	49.667	3	8	ILARIA / SAUNDERS	1:32.622	1:32.720	0.098
4	8	ILARIA / SAUNDERS	42.898	88	LONGMORE / LONGMORE	49.684	4	88	LONGMORE / LONGMORE	1:33.041	1:33.172	0.131
5	13	DIX / PARKER	43.086	8	ILARIA / SAUNDERS	49.724	5	118	BICKNELL / HAYNES	1:33.308	1:33.547	0.239
6	88	LONGMORE / LONGMORE	43.357	13	DIX / PARKER	50.253	6	13	DIX / PARKER	1:33.339	1:33.339	0.000
7	188	M & R VANNIEUWENHUYSE	43.715	118	BICKNELL / HAYNES	50.560	7	188	M & R VANNIEUWEN	1:33.382	1:33.627	0.245
8	92	HILDIGE / HILDIGE	46.801	92	HILDIGE / HILDIGE	54.597	8	92	HILDIGE / HILDIGE	1:41.398	1:42.244	0.846
9	67	PETTMAN / JEFFREY	47.338	67	PETTMAN / JEFFREY	54.711	9	67	PETTMAN / JEFFREY	1:42.049	1:42.203	0.154
10	136	EDWARDS / DEELEY	47.579	136	EDWARDS / DEELEY	55.192	10	136	EDWARDS / DEELEY	1:42.771	1:43.117	0.346
11	121	LAWRENCE / SNASHALL	49.974	121	LAWRENCE / SNASHALL	57.205	11	121	LAWRENCE / SNASHALL	1:47.179	1:49.321	2.142
12	19	MacBRIDE / WILKINSON	59.524	19	MacBRIDE / WILKINSON	1:06.264	12	19	MacBRIDE / WILKINSON	2:05.788	2:05.788	0.000
13							13	14	CHRISTIE / CHRISTIE		1:31.076	

Weather / Track : Cloudy / Wet

Results can be found at www.tsl-timing.com

Snetterton 200

Circuit Length = 1.9840 miles

Start: 10:46 Flag 10:52 End: 10:54

Printed - 10:55 Sunday, 25 October 2015

BMCRC - MRO Championships 2015 - Rnd 10 @ Snetterton 200

RKB/BMCRC F1 & F2 Sidecars

RACE 11 - CLASSIFICATION

POS	NO	CL	PIC NAME	ENTRY	LAPS	TIME	GAP	DIFF	MPH	BEST	ON
1	114	F1	1 SMITH / ANDERSON	Suzuki LCR - SDC Performance	7	9:25.016			88.48	1:18.809	3
2	117	F1	2 POTTINGER / DODD	Yamaha LCR - GB Precision Eng/Opal Fabrication	7	9:39.234	14.218	14.218	86.31	1:21.358	6
3	13	F2	1 DIX / PARKER	Suzuki Baker -	7	9:40.096	15.080	0.862	86.18	1:21.371	6
4	14	F2	2 CHRISTIE / CHRISTIE	Honda CES - Ryedale Pools	7	9:46.119	21.103	6.023	85.30	1:22.085	6
5	10	F1	3 WEBB / SMITHIES	Suzuki LCR - ANtech Racing	7	9:52.633	27.617	6.514	84.36	1:22.066	3
6	8	F2	3 ILARIA / SAUNDERS	Suzuki Windle -	7	9:52.965	27.949	0.332	84.31	1:22.334	2
7	92	F1	4 HILDIGE / HILDIGE	Suzuki Windle - Les King	7	10:03.136	38.120	10.171	82.89	1:24.360	6
8	88	F2	4 LONGMORE / LONGMORE	Honda DMR -	7	10:13.014	47.998	9.878	81.56	1:24.839	3
9	136	F1	5 EDWARDS / DEELEY	Yamaha Rea - Economy Heating Services	7	10:14.399	49.383	1.385	81.37	1:24.996	3
10	188	F2	5 M & R VANNIEUWENHUYSE	Honda Shelbourne - Norton Owners club Flanders B	7	10:21.264	56.248	6.865	80.47	1:26.364	3
11	67	F1	6 PETTMAN/ JEFFREY	Suzuki Windle - MJP Racing	7	10:36.994	1:11.978	15.730	78.49	1:29.135	4
12	121	F1	7 LAWRENCE / SNASHALL	Yamaha LCR -	7	10:37.487	1:12.471	0.493	78.42	1:29.148	5
13	19	F1	8 MacBRIDE / WILKINSON	Suzuki Baker -	5	9:49.271	2 Laps	2 Laps	60.60	1:54.727	2

NOT CLASSIFIED

DNF 118 F1 BICKNELL / HAYNES Suzuki LCR - 0

FASTEST LAP

114	F1	SMITH / ANDERSON	Suzuki LCR - SDC Performance	3	1:18.809	90.63 mph	145.85 kph
13	F2	DIX / PARKER	Suzuki Baker -	6	1:21.371	87.77 mph	141.26 kph

Class F1 - 90% of Race Speed = 79.63 mph

Class F2 - 90% of Race Speed = 77.56 mph

Snetterton 200

Circuit Length = 1.9840 miles

Start: 13:51 Flag 14:00 End: 14:02

Weather / Track : Cloudy / Dry

These results are provisional until the conclusion of any judicial and technical matters.

Clerk Of Course :	Timekeeper :
-------------------	--------------

Results can be found at www.tsl-timing.com

Printed - 14:02 Sunday, 25 October 2015



BMCR - MRO Championships 2015 - Rnd 10 @ Snetterton 200

RKB/BMCRC F1 & F2 Sidecars

RACE 11 - LAP CHART

LAP 1 @ 13:52:45.604

NO	BEHIND	LAP TIME
114		1:27.726
13	0.541	1:28.267
117	1.389	1:29.115
14	2.332	1:30.058
8	2.802	1:30.528
92	5.792	1:33.518
88	5.956	1:33.682
10	6.295	1:34.021
136	7.984	1:35.710
188	9.465	1:37.191
67	10.174	1:37.900
121	10.868	1:38.594
19	36.693	2:04.419

LAP 5 @ 13:58:01.156

NO	BEHIND	LAP TIME
114		1:18.899
117	12.418	1:21.479
13	13.927	1:21.729
14	17.675	1:22.439
8	21.923	1:24.940
10	23.299	1:22.399
92	31.030	1:25.610
88	37.384	1:26.461
136	37.810	1:26.090
188	41.985	1:28.342
67	54.431	1:29.303
121	54.841	1:29.148
19	1 Lap	1:56.777

LAP 2 @ 13:54:04.612

NO	BEHIND	LAP TIME
114		1:19.008
13	3.772	1:22.239
117	3.957	1:21.576
14	6.008	1:22.684
8	6.128	1:22.334
92	11.632	1:24.848
10	11.718	1:24.431
88	13.801	1:26.853
136	14.256	1:25.280
188	16.916	1:26.459
67	21.467	1:30.301
121	21.746	1:29.886
19	1:12.412	1:54.727

LAP 6 @ 13:59:20.646

NO	BEHIND	LAP TIME
114		1:19.490
117	14.286	1:21.358
13	15.808	1:21.371
14	20.270	1:22.085
8	26.110	1:23.677
10	26.661	1:22.852
92	35.900	1:24.360
88	43.992	1:26.098
136	44.458	1:26.138
188	50.400	1:27.905
121	1:04.661	1:29.310
67	1:04.865	1:29.924

LAP 3 @ 13:55:23.421

NO	BEHIND	LAP TIME
114		1:18.809
117	6.816	1:21.668
13	7.476	1:22.513
14	10.212	1:23.013
8	11.632	1:24.313
10	14.975	1:22.066
92	17.525	1:24.702
88	19.831	1:24.839
136	20.443	1:24.996
188	24.471	1:26.364
121	33.427	1:30.490
67	33.728	1:31.070

LAP 7 @ 14:00:42.894

NO	BEHIND	LAP TIME
114		1:22.248
117	14.218	1:22.180
13	15.080	1:21.520
14	21.103	1:23.081
19	2 Laps	1:56.619
10	27.617	1:23.204
8	27.949	1:24.087
92	38.120	1:24.468
88	47.998	1:26.254
136	49.383	1:27.173
188	56.248	1:28.096
67	1:11.978	1:29.361
121	1:12.471	1:30.058

LAP 4 @ 13:56:42.257

NO	BEHIND	LAP TIME
114		1:18.836
117	9.838	1:21.858
13	11.097	1:22.457
14	14.135	1:22.759
8	15.882	1:23.086
10	19.799	1:23.660
92	24.319	1:25.630
88	29.822	1:28.827
136	30.619	1:29.012
19	1 Lap	1:56.729
188	32.542	1:26.907
67	44.027	1:29.135
121	44.592	1:30.001

Weather / Track : Cloudy / Dry

Results can be found at www.tsl-timing.com

Snetterton 200
Circuit Length = 1.9840 miles
Start: 13:51 Flag 14:00 End: 14:02

Printed - 14:03 Sunday, 25 October 2015

BMCRC - MRO Championships 2015 - Rnd 10 @ Snetterton 200

RKB/BMCRC F1 & F2 Sidecars

RACE 11 - SECTOR ANALYSIS

SECTOR 1 = FL to I1, SECTOR 2 = I1 to FL, DIFF = Difference To Personal Best Lap

P1 114 F1 SMITH / ANDERSON		Suzuki LCR - SDC Performance				
IDEAL LAP TIME : 1:18.413		BEST LAP TIME : 1:18.809		DIFFERENCE : 0.396		
LAP	SECTOR 1	SECTOR 2	LAP TIME	MPH	DIFF	TIME OF DAY
1 -		43.140	1:27.726	81.41	8.917	13:52:45.604
2 -	37.179	41.829	1:19.008	90.40	0.199	13:54:04.612
3 -	36.779	42.030	1:18.809 (1)	90.63		13:55:23.421
4 -	37.202	41.634	1:18.836 (2)	90.59	0.027	13:56:42.257
5 -	36.816	42.083	1:18.899 (3)	90.52	0.090	13:58:01.156
6 -	36.866	42.624	1:19.490	89.85	0.681	13:59:20.646
7 -	37.397	44.851	1:22.248	86.84	3.439	14:00:42.894

P2 117 F1 POTTINGER / DODD		Yamaha LCR - GB Precision Eng/Opal Fabrication				
IDEAL LAP TIME : 1:21.135		BEST LAP TIME : 1:21.358		DIFFERENCE : 0.223		
LAP	SECTOR 1	SECTOR 2	LAP TIME	MPH	DIFF	TIME OF DAY
1 -		43.860	1:29.115	80.14	7.757	13:52:46.993
2 -	37.830	43.746	1:21.576 (3)	87.55	0.218	13:54:08.569
3 -	38.116	43.552	1:21.668	87.45	0.310	13:55:30.237
4 -	37.583	44.275	1:21.858	87.25	0.500	13:56:52.095
5 -	37.825	43.654	1:21.479 (2)	87.66	0.121	13:58:13.574
6 -	37.723	43.635	1:21.358 (1)	87.79		13:59:34.932
7 -	37.788	44.392	1:22.180	86.91	0.822	14:00:57.112

P3 13 F2 DIX / PARKER		Suzuki Baker -				
IDEAL LAP TIME : 1:20.833		BEST LAP TIME : 1:21.371		DIFFERENCE : 0.538		
LAP	SECTOR 1	SECTOR 2	LAP TIME	MPH	DIFF	TIME OF DAY
1 -		43.656	1:28.267	80.91	6.896	13:52:46.145
2 -	38.494	43.745	1:22.239	86.85	0.868	13:54:08.384
3 -	38.565	43.948	1:22.513	86.56	1.142	13:55:30.897
4 -	38.183	44.274	1:22.457	86.62	1.086	13:56:53.354
5 -	38.691	43.038	1:21.729 (3)	87.39	0.358	13:58:15.083
6 -	38.721	42.650	1:21.371 (1)	87.77		13:59:36.454
7 -	38.386	43.134	1:21.520 (2)	87.61	0.149	14:00:57.974

P4 14 F2 CHRISTIE / CHRISTIE		Honda CES - Ryedale Pools				
IDEAL LAP TIME : 1:21.939		BEST LAP TIME : 1:22.085		DIFFERENCE : 0.146		
LAP	SECTOR 1	SECTOR 2	LAP TIME	MPH	DIFF	TIME OF DAY
1 -		44.753	1:30.058	79.31	7.973	13:52:47.936
2 -	38.348	44.336	1:22.684 (3)	86.38	0.599	13:54:10.620
3 -	39.385	43.628	1:23.013	86.04	0.928	13:55:33.633
4 -	38.766	43.993	1:22.759	86.30	0.674	13:56:56.392
5 -	38.770	43.669	1:22.439 (2)	86.64	0.354	13:58:18.831
6 -	38.311	43.774	1:22.085 (1)	87.01		13:59:40.916
7 -	38.508	44.573	1:23.081	85.97	0.996	14:01:03.997

P5 10 F1 WEBB / SMITHIES		Suzuki LCR - ANtech Racing				
IDEAL LAP TIME : 1:21.988		BEST LAP TIME : 1:22.066		DIFFERENCE : 0.078		
LAP	SECTOR 1	SECTOR 2	LAP TIME	MPH	DIFF	TIME OF DAY
1 -		45.692	1:34.021	75.96	11.955	13:52:51.899
2 -	38.801	45.630	1:24.431	84.59	2.365	13:54:16.330
3 -	38.049	44.017	1:22.066 (1)	87.03		13:55:38.396
4 -	38.072	45.588	1:23.660	85.37	1.594	13:57:02.056
5 -	38.074	44.325	1:22.399 (2)	86.68	0.333	13:58:24.455
6 -	38.913	43.939	1:22.852 (3)	86.20	0.786	13:59:47.307
7 -	39.116	44.088	1:23.204	85.84	1.138	14:01:10.511

P6 8 F2 ILARIA / SAUNDERS		Suzuki Windle -				
IDEAL LAP TIME : 1:21.853		BEST LAP TIME : 1:22.334		DIFFERENCE : 0.481		
LAP	SECTOR 1	SECTOR 2	LAP TIME	MPH	DIFF	TIME OF DAY
1 -						
2 -						
3 -						
4 -						
5 -						
6 -						
7 -						

Weather / Track : Cloudy / Dry

Snetterton 200
Circuit Length = 1.9840 miles
Start: 13:51 Flag 14:00 End: 14:02

BMCRC - MRO Championships 2015 - Rnd 10 @ Snetterton 200

RKB/BMCRC F1 & F2 Sidecars

RACE 11 - SECTOR ANALYSIS

SECTOR 1 = FL to I1, SECTOR 2 = I1 to FL, DIFF = Difference To Personal Best Lap

1 -		44.525	1:30.528	78.89	8.194	13:52:48.406
2 -	38.427	43.907	1:22.334 (1)	86.75		13:54:10.740
3 -	40.887	43.426	1:24.313	84.71	1.979	13:55:35.053
4 -	39.108	43.978	1:23.086 (2)	85.96	0.752	13:56:58.139
5 -	40.702	44.238	1:24.940	84.08	2.606	13:58:23.079
6 -	39.810	43.867	1:23.677 (3)	85.35	1.343	13:59:46.756
7 -	39.169	44.918	1:24.087	84.94	1.753	14:01:10.843

P7 92 F1 HILDIGE / HILDIGE			Suzuki Windle - Les King			
IDEAL LAP TIME : 1:23.998		BEST LAP TIME : 1:24.360		DIFFERENCE : 0.362		
LAP	SECTOR 1	SECTOR 2	LAP TIME	MPH	DIFF	TIME OF DAY
1 -		46.281	1:33.518	76.37	9.158	13:52:51.396
2 -	39.364	45.484	1:24.848	84.18	0.488	13:54:16.244
3 -	39.696	45.006	1:24.702 (3)	84.32	0.342	13:55:40.946
4 -	39.218	46.412	1:25.630	83.41	1.270	13:57:06.576
5 -	39.550	46.060	1:25.610	83.43	1.250	13:58:32.186
6 -	38.992	45.368	1:24.360 (1)	84.66		13:59:56.546
7 -	39.153	45.315	1:24.468 (2)	84.55	0.108	14:01:21.014

P8 88 F2 LONGMORE / LONGMORE			Honda DMR -			
IDEAL LAP TIME : 1:24.839		BEST LAP TIME : 1:24.839		DIFFERENCE : 0.000		
LAP	SECTOR 1	SECTOR 2	LAP TIME	MPH	DIFF	TIME OF DAY
1 -		46.212	1:33.682	76.24	8.843	13:52:51.560
2 -	40.635	46.218	1:26.853	82.23	2.014	13:54:18.413
3 -	39.892	44.947	1:24.839 (1)	84.18		13:55:43.252
4 -	40.094	48.733	1:28.827	80.40	3.988	13:57:12.079
5 -	40.442	46.019	1:26.461	82.60	1.622	13:58:38.540
6 -	40.401	45.697	1:26.098 (2)	82.95	1.259	14:00:04.638
7 -	40.638	45.616	1:26.254 (3)	82.80	1.415	14:01:30.892

P9 136 F1 EDWARDS / DEELEY			Yamaha Rea - Economy Heating Services			
IDEAL LAP TIME : 1:24.278		BEST LAP TIME : 1:24.996		DIFFERENCE : 0.718		
LAP	SECTOR 1	SECTOR 2	LAP TIME	MPH	DIFF	TIME OF DAY
1 -		47.017	1:35.710	74.62	10.714	13:52:53.588
2 -	39.905	45.375	1:25.280 (2)	83.75	0.284	13:54:18.868
3 -	40.051	44.945	1:24.996 (1)	84.03		13:55:43.864
4 -	39.333	49.679	1:29.012	80.24	4.016	13:57:12.876
5 -	40.301	45.789	1:26.090 (3)	82.96	1.094	13:58:38.966
6 -	40.672	45.466	1:26.138	82.91	1.142	14:00:05.104
7 -	40.450	46.723	1:27.173	81.93	2.177	14:01:32.277

P10 188 F2 M & R VANNIEUWENHUYSE			Honda Shelbourne - Norton Owners club Flanders Branch			
IDEAL LAP TIME : 1:26.208		BEST LAP TIME : 1:26.364		DIFFERENCE : 0.156		
LAP	SECTOR 1	SECTOR 2	LAP TIME	MPH	DIFF	TIME OF DAY
1 -		47.662	1:37.191	73.48	10.827	13:52:55.069
2 -	40.623	45.836	1:26.459 (2)	82.61	0.095	13:54:21.528
3 -	40.372	45.992	1:26.364 (1)	82.70		13:55:47.892
4 -	40.861	46.046	1:26.907 (3)	82.18	0.543	13:57:14.799
5 -	41.789	46.553	1:28.342	80.85	1.978	13:58:43.141
6 -	41.107	46.798	1:27.905	81.25	1.541	14:00:11.046
7 -	41.318	46.778	1:28.096	81.07	1.732	14:01:39.142

P11 67 F1 PETTMAN/ JEFFREY			Suzuki Windle - MJP Racing			
IDEAL LAP TIME : 1:28.286		BEST LAP TIME : 1:29.135		DIFFERENCE : 0.849		
LAP	SECTOR 1	SECTOR 2	LAP TIME	MPH	DIFF	TIME OF DAY
1 -		48.820	1:37.900	72.95	8.765	13:52:55.778
2 -	42.184	48.117	1:30.301	79.09	1.166	13:54:26.079
3 -	42.214	48.856	1:31.070	78.42	1.935	13:55:57.149
4 -	42.074	47.061	1:29.135 (1)	80.13		13:57:26.284

Weather / Track : Cloudy / Dry

Snetterton 200

Circuit Length = 1.9840 miles

Start: 13:51 Flag 14:00 End: 14:02

BMCRC - MRO Championships 2015 - Rnd 10 @ Snetterton 200

RKB/BMCRC F1 & F2 Sidecars

RACE 11 - SECTOR ANALYSIS

SECTOR 1 = FL to I1, SECTOR 2 = I1 to FL, DIFF = Difference To Personal Best Lap

5 -	41.631	47.672	1:29.303 (2)	79.98	0.168	13:58:55.587
6 -	42.331	47.593	1:29.924	79.42	0.789	14:00:25.511
7 -	42.706	46.655	1:29.361 (3)	79.92	0.226	14:01:54.872

P12 121 F1		LAWRENCE / SNASHALL		Yamaha LCR -		
IDEAL LAP TIME : 1:28.611		BEST LAP TIME : 1:29.148		DIFFERENCE : 0.537		
LAP	SECTOR 1	SECTOR 2	LAP TIME	MPH	DIFF	TIME OF DAY
1 -		48.729	1:38.594	72.44	9.446	13:52:56.472
2 -	42.043	47.843	1:29.886 (3)	79.46	0.738	13:54:26.358
3 -	41.981	48.509	1:30.490	78.93	1.342	13:55:56.848
4 -	41.790	48.211	1:30.001	79.36	0.853	13:57:26.849
5 -	41.426	47.722	1:29.148 (1)	80.11		13:58:55.997
6 -	41.714	47.596	1:29.310 (2)	79.97	0.162	14:00:25.307
7 -	42.873	47.185	1:30.058	79.31	0.910	14:01:55.365

P13 19 F1		MacBRIDE / WILKINSON		Suzuki Baker -		
IDEAL LAP TIME : 1:54.727		BEST LAP TIME : 1:54.727		DIFFERENCE : 0.000		
LAP	SECTOR 1	SECTOR 2	LAP TIME	MPH	DIFF	TIME OF DAY
1 -		1:02.321	2:04.419	57.40	9.692	13:53:22.297
2 -	54.058	1:00.669	1:54.727 (1)	62.25		13:55:17.024
3 -	55.182	1:01.547	1:56.729 (3)	61.18	2.002	13:57:13.753
4 -	55.716	1:01.061	1:56.777	61.16	2.050	13:59:10.530
5 -	55.394	1:01.225	1:56.619 (2)	61.24	1.892	14:01:07.149

BMCRC - MRO Championships 2015 - Rnd 10 @ Snetterton 200

RKB/BMCRC F1 & F2 Sidecars

RACE 11 - BEST SECTORS

SECTOR 1			SECTOR 2			IDEAL / BEST COMPARISON						
POS	NO	NAME	TIME	NO	NAME	TIME	POS	NO	NAME	IDEAL	BEST	DIFF
									PERFECT LAP	1:18.413		
1	114	SMITH / ANDERSON	36.779	114	SMITH / ANDERSON	41.634	1	114	SMITH / ANDERSON	1:18.413	1:18.809	0.396
2	117	POTTINGER / DODD	37.583	13	DIX / PARKER	42.650	2	13	DIX / PARKER	1:20.833	1:21.371	0.538
3	10	WEBB / SMITHIES	38.049	8	ILARIA / SAUNDERS	43.426	3	117	POTTINGER / DODD	1:21.135	1:21.358	0.223
4	13	DIX / PARKER	38.183	117	POTTINGER / DODD	43.552	4	8	ILARIA / SAUNDERS	1:21.853	1:22.334	0.481
5	14	CHRISTIE / CHRISTIE	38.311	14	CHRISTIE / CHRISTIE	43.628	5	14	CHRISTIE / CHRISTIE	1:21.939	1:22.085	0.146
6	8	ILARIA / SAUNDERS	38.427	10	WEBB / SMITHIES	43.939	6	10	WEBB / SMITHIES	1:21.988	1:22.066	0.078
7	92	HILDIGE / HILDIGE	38.992	136	EDWARDS / DEELEY	44.945	7	92	HILDIGE / HILDIGE	1:23.998	1:24.360	0.362
8	136	EDWARDS / DEELEY	39.333	88	LONGMORE / LONGMORE	44.947	8	136	EDWARDS / DEELEY	1:24.278	1:24.996	0.718
9	88	LONGMORE / LONGMORE	39.892	92	HILDIGE / HILDIGE	45.006	9	88	LONGMORE / LONGMORE	1:24.839	1:24.839	0.000
10	188	M & R VANNIEUWENHUYSE	40.372	188	M & R VANNIEUWENHUYSE	45.836	10	188	M & R VANNIEUWENHUYSE	1:26.208	1:26.364	0.156
11	121	LAWRENCE / SNASHALL	41.426	67	PETTMAN / JEFFREY	46.655	11	67	PETTMAN / JEFFREY	1:28.286	1:29.135	0.849
12	67	PETTMAN / JEFFREY	41.631	121	LAWRENCE / SNASHALL	47.185	12	121	LAWRENCE / SNASHALL	1:28.611	1:29.148	0.537
13	19	MacBRIDE / WILKINSON	54.058	19	MacBRIDE / WILKINSON	1:00.669	13	19	MacBRIDE / WILKINSON	1:54.727	1:54.727	0.000

Weather / Track : Cloudy / Dry

Results can be found at www.tsl-timing.com

Snetterton 200
 Circuit Length = 1.9840 miles
 Start: 13:51 Flag 14:00 End: 14:02

Printed - 14:03 Sunday, 25 October 2015



Thunderbike Extreme

Snetterton 200

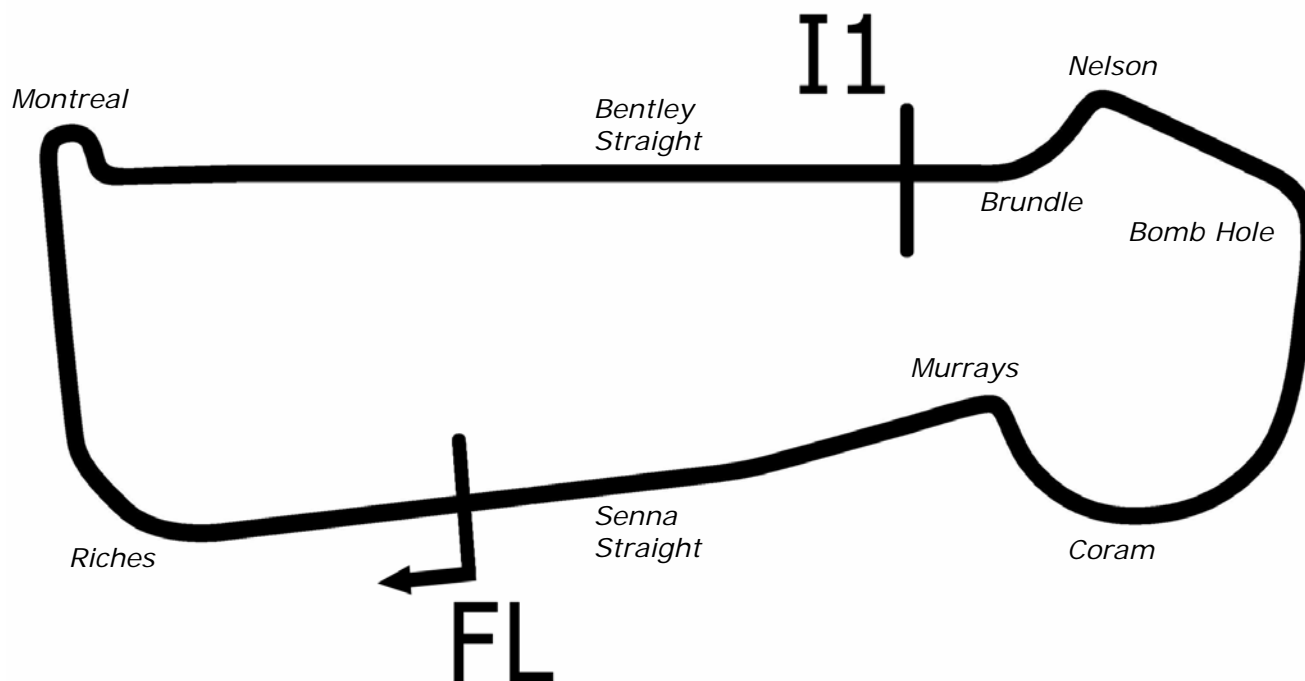
24th & 25th October 2015



Results Provided by Timing Solutions Ltd

www.tsl-timing.com

Snetterton 200



Length	1.9840 miles	3193.0 m	
FL		52.46340 N	0.94476 E
I1	1612m	52.46617 N	0.94964 E
Pit Entry	2987m	52.46364 N	0.94774 E
Pit Exit	40m after FL	52.46338 N	0.94420 E
Pit Entry–Pit Exit 246m, 14.7s @60kph, 11.0s @80kph			

All results available at www.tsl-timing.com

BMCRC - MRO Championships 2015 - Rnd 10 @ Snetterton 200

Thunderbike Extreme

QUALIFYING - CLASSIFICATION



POS	NO	CL	PIC NAME	ENTRY	TIME	ON	LAPS	GAP	DIFF	MPH
1	76		1 Jason BYARD	Suzuki - May Construction	1:17.313	5	5			92.38
2	92		2 Matt LAST	Suzuki - Phase 5 Technology	1:18.204	8	8	0.891	0.891	91.33
3	40		3 David SHELVEY	Suzuki -	1:18.255	9	9	0.942	0.051	91.27
4	15		4 Jon WAGHORN	Suzuki -	1:18.806	6	8	1.493	0.551	90.63
5	75		5 Paul NEWMAN	Honda - Leeway building services	1:19.116	5	9	1.803	0.310	90.27
6	77		6 David MAY	Suzuki -	1:19.153	8	10	1.840	0.037	90.23
7	422		7 Ben DOOLAN	YAMAHA - BD PLASTERING	1:19.638	10	10	2.325	0.485	89.68
8	69		8 Tony RUSSO	Suzuki - Titan Elevators	1:20.366	7	10	3.053	0.728	88.87
9	41		9 David ABRAHAM	Aprilia - Cambridge Motorcycles	1:20.609	9	10	3.296	0.243	88.60
10	188		10 Barry MANTELL	Kawasaki - Streets Installations	1:21.336	5	9	4.023	0.727	87.81
11	11	R	1 Josh HARVEY	Yamaha - NR Racing	1:22.015	5	6	4.702	0.679	87.08
12	42		11 Alan WOOD	Suzuki - www.alanwoodracing.co.uk	1:22.112	2	2	4.799	0.097	86.98
13	10	R	2 Mark MASKELL	Suzuki - h4hrr.co.uk - Poppy Nursing Services	1:22.307	9	9	4.994	0.195	86.77
14	98	R	3 Thomas KIY	Kawasaki - myself	1:22.363	5	9	5.050	0.056	86.72
15	28	R	4 Dan NEMATI	Yamaha - Wayne Johnson	1:22.468	9	9	5.155	0.105	86.60
16	174		12 Talan SKEELS-PIGGINS	Suzuki - McMillan Williams	1:22.751	7	8	5.438	0.283	86.31
17	88		13 Mark THOMPSON	Yamaha - Flintstone Tyres / David Simon Tuning	1:22.801	5	5	5.488	0.050	86.26
18	254		14 Rick WINDAS	Ducati - Army Medical Services	1:23.006	8	9	5.693	0.205	86.04
19	114	R	5 Ricky MARTIN	Suzuki -	1:23.400	7	7	6.087	0.394	85.64
20	57	R	6 Nicholas WESTON	Kawasaki - NWRacing	1:24.825	4	6	7.512	1.425	84.20
21	192	R	7 Ben ROWSWELL	Suzuki - Ben & Amy's Holiday Fund	1:26.549	7	9	9.236	1.724	82.52
22	5		15 Nick BISHOP	Suzuki - Meltedsliders	1:26.834	3	7	9.521	0.285	82.25
23	141	R	8 Matthew ROBINSON	Kawasaki - AM Construction Ltd	1:27.623	9	9	10.310	0.789	81.51
24	16*	R	9 Matthew WREN	Kawasaki - Broken Matt	1:27.637	3	3	10.324	0.014	81.50
25	64		16 Mitchell BROOKES	Honda - H4HRR.CO.UK	1:32.303	4	4	14.990	4.666	77.38

* No 16 - Please improve transponder location - poor signal

Weather / Track : Cloudy / Dry

These results are provisional until the conclusion of any judicial and technical matters.

Snetterton 200

Circuit Length = 1.9840 miles

Start: 09:00 Flag 09:13 End: 09:14

Clerk Of Course :	Timekeeper :
-------------------	--------------

Results can be found at www.tsl-timing.com

Printed - 09:14 Saturday, 24 October 2015



BMCRC - MRO Championships 2015 - Rnd 10 @ Snetterton 200

Thunderbike Extreme

QUALIFYING - SECTOR ANALYSIS

SECTOR 1 = FL to I1, SECTOR 2 = I1 to FL, DIFF = Difference To Personal Best Lap

P1 76		Jason BYARD		Suzuki - May Construction			
IDEAL LAP TIME : 1:17.274		BEST LAP TIME : 1:17.313		DIFFERENCE : 0.039			
LAP	SECTOR 1	SECTOR 2	LAP TIME	MPH	DIFF	TIME OF DAY	
1 -	42.324	44.649	1:26.973	82.12	9.660	09:02:18.524	
2 -	36.921	41.467	1:18.388 (3)	91.11	1.075	09:03:36.912	
3 -	37.422	41.844	1:19.266	90.10	1.953	09:04:56.178	
4 -	35.947	41.502	1:17.449 (2)	92.22	0.136	09:06:13.627	
5 -	35.807	41.506	1:17.313 (1)	92.38		09:07:30.940	

P2 92		Matt LAST		Suzuki - Phase 5 Technology			
IDEAL LAP TIME : 1:18.204		BEST LAP TIME : 1:18.204		DIFFERENCE : 0.000			
LAP	SECTOR 1	SECTOR 2	LAP TIME	MPH	DIFF	TIME OF DAY	
1 -	41.292	49.263	1:30.555	78.87	12.351	09:01:58.929	
2 -	37.786	44.423	1:22.209	86.88	4.005	09:03:21.138	
3 -	36.983	45.119	1:22.102	86.99	3.898	09:04:43.240	
4 -	36.708	44.174	1:20.882	88.30	2.678	09:06:04.122	
5 -	37.118	43.898	1:21.016	88.16	2.812	09:07:25.138	
6 -	36.684	43.372	1:20.056 (3)	89.21	1.852	09:08:45.194	
7 -	37.179	42.071	1:19.250 (2)	90.12	1.046	09:10:04.444	
8 -	36.385	41.819	1:18.204 (1)	91.33		09:11:22.648	

P3 40		David SHELVEY		Suzuki -			
IDEAL LAP TIME : 1:18.255		BEST LAP TIME : 1:18.255		DIFFERENCE : 0.000			
LAP	SECTOR 1	SECTOR 2	LAP TIME	MPH	DIFF	TIME OF DAY	
1 -	41.599	45.680	1:27.279	81.83	9.024	09:02:29.358	
2 -	37.849	42.763	1:20.612	88.60	2.357	09:03:49.970	
3 -	36.881	42.079	1:18.960 (2)	90.45	0.705	09:05:08.930	
4 -	36.658	43.781	1:20.439	88.79	2.184	09:06:29.369	
5 -	37.097	41.890	1:18.987 (3)	90.42	0.732	09:07:48.356	
6 -	37.901	43.147	1:21.048	88.12	2.793	09:09:09.404	
7 -	37.950	43.303	1:21.253	87.90	2.998	09:10:30.657	
8 -	36.856	42.223	1:19.079	90.32	0.824	09:11:49.736	
9 -	36.658	41.597	1:18.255 (1)	91.27		09:13:07.991	

P4 15		Jon WAGHORN		Suzuki -			
IDEAL LAP TIME : 1:18.536		BEST LAP TIME : 1:18.806		DIFFERENCE : 0.270			
LAP	SECTOR 1	SECTOR 2	LAP TIME	MPH	DIFF	TIME OF DAY	
1 -	40.878	44.686	1:25.564	83.47	6.758	09:01:49.908	
2 -	40.733	44.079	1:24.812	84.21	6.006	09:03:14.720	
3 -	39.046	42.501	1:21.547	87.58	2.741	09:04:36.267	
4 -	37.450	41.953	1:19.403 (3)	89.95	0.597	09:05:55.670	
5 -	36.967	41.901	1:18.868 (2)	90.56	0.062	09:07:14.538	
6 -	36.635	42.171	1:18.806 (1)	90.63		09:08:33.344	
7 -	44.562	IN PIT	2:59.255 P	39.84	1:40.449	09:11:32.599	
8 -	OUTLAP	47.940	1:35.808	74.55	17.002	09:13:08.407	

P5 75		Paul NEWMAN		Honda - Leeway building services			
IDEAL LAP TIME : 1:18.891		BEST LAP TIME : 1:19.116		DIFFERENCE : 0.225			
LAP	SECTOR 1	SECTOR 2	LAP TIME	MPH	DIFF	TIME OF DAY	
1 -	40.439	44.562	1:25.001	84.02	5.885	09:01:49.249	
2 -	39.663	44.359	1:24.022	85.00	4.906	09:03:13.271	
3 -	39.642	42.721	1:22.363	86.72	3.247	09:04:35.634	
4 -	37.622	41.803	1:19.425 (3)	89.92	0.309	09:05:55.059	
5 -	37.165	41.951	1:19.116 (1)	90.27		09:07:14.175	
6 -	38.988	42.287	1:21.275	87.88	2.159	09:08:35.450	
7 -	37.595	41.837	1:19.432	89.92	0.316	09:09:54.882	
8 -	37.427	41.726	1:19.153 (2)	90.23	0.037	09:11:14.035	
9 -	37.238	42.285	1:19.523	89.81	0.407	09:12:33.558	

Weather / Track : Cloudy / Dry

Snetterton 200
 Circuit Length = 1.9840 miles
 Start: 09:00 Flag 09:13 End: 09:14

BMCRC - MRO Championships 2015 - Rnd 10 @ Snetterton 200

Thunderbike Extreme

QUALIFYING - SECTOR ANALYSIS

SECTOR 1 = FL to I1, SECTOR 2 = I1 to FL, DIFF = Difference To Personal Best Lap

P6 77		David MAY		Suzuki -		
IDEAL LAP TIME : 1:19.075		BEST LAP TIME : 1:19.153		DIFFERENCE : 0.078		
LAP	SECTOR 1	SECTOR 2	LAP TIME	MPH	DIFF	TIME OF DAY
1 -	43.999	48.173	1:32.172	77.49	13.019	09:01:59.956
2 -	39.196	43.970	1:23.166	85.88	4.013	09:03:23.122
3 -	38.263	44.052	1:22.315	86.77	3.162	09:04:45.437
4 -	37.675	42.879	1:20.554	88.66	1.401	09:06:05.991
5 -	37.481	42.676	1:20.157	89.10	1.004	09:07:26.148
6 -	37.317	42.420	1:19.737 (3)	89.57	0.584	09:08:45.885
7 -	37.844	42.000	1:19.844	89.45	0.691	09:10:05.729
8 -	37.075	42.078	1:19.153 (1)	90.23		09:11:24.882
9 -	37.401	42.291	1:19.692 (2)	89.62	0.539	09:12:44.574
10 -	37.670	42.599	1:20.269	88.98	1.116	09:14:04.843

P7 422		Ben DOOLAN		YAMAHA - BD PLASTERING		
IDEAL LAP TIME : 1:19.391		BEST LAP TIME : 1:19.638		DIFFERENCE : 0.247		
LAP	SECTOR 1	SECTOR 2	LAP TIME	MPH	DIFF	TIME OF DAY
1 -	40.629	45.513	1:26.142	82.91	6.504	09:01:45.937
2 -	37.374	49.729	1:27.103	82.00	7.465	09:03:13.040
3 -	39.473	43.284	1:22.757	86.30	3.119	09:04:35.797
4 -	38.466	44.137	1:22.603	86.46	2.965	09:05:58.400
5 -	37.933	44.147	1:22.080	87.01	2.442	09:07:20.480
6 -	37.542	43.270	1:20.812	88.38	1.174	09:08:41.292
7 -	37.037	42.793	1:19.830 (3)	89.47	0.192	09:10:01.122
8 -	36.937	42.751	1:19.688 (2)	89.63	0.050	09:11:20.810
9 -	37.509	43.022	1:20.531	88.69	0.893	09:12:41.341
10 -	37.184	42.454	1:19.638 (1)	89.68		09:14:00.979

P8 69		Tony RUSSO		Suzuki - Titan Elevators		
IDEAL LAP TIME : 1:20.173		BEST LAP TIME : 1:20.366		DIFFERENCE : 0.193		
LAP	SECTOR 1	SECTOR 2	LAP TIME	MPH	DIFF	TIME OF DAY
1 -	43.102	48.423	1:31.525	78.03	11.159	09:01:57.282
2 -	39.052	45.037	1:24.089	84.94	3.723	09:03:21.371
3 -	39.200	43.049	1:22.249	86.84	1.883	09:04:43.620
4 -	37.736	43.161	1:20.897	88.29	0.531	09:06:04.517
5 -	37.678	44.508	1:22.186	86.90	1.820	09:07:26.703
6 -	37.604	43.126	1:20.730	88.47	0.364	09:08:47.433
7 -	37.710	42.656	1:20.366 (1)	88.87		09:10:07.799
8 -	37.517	42.871	1:20.388 (2)	88.85	0.022	09:11:28.187
9 -	37.699	42.946	1:20.645 (3)	88.56	0.279	09:12:48.832
10 -	37.718	42.966	1:20.684	88.52	0.318	09:14:09.516

P9 41		David ABRAHAM		Aprilia - Cambridge Motorcycles		
IDEAL LAP TIME : 1:20.369		BEST LAP TIME : 1:20.609		DIFFERENCE : 0.240		
LAP	SECTOR 1	SECTOR 2	LAP TIME	MPH	DIFF	TIME OF DAY
1 -	42.115	47.234	1:29.349	79.93	8.740	09:01:56.214
2 -	38.593	44.285	1:22.878	86.18	2.269	09:03:19.092
3 -	38.714	44.714	1:23.428	85.61	2.819	09:04:42.520
4 -	37.346	43.353	1:20.699 (3)	88.50	0.090	09:06:03.219
5 -	37.620	43.023	1:20.643 (2)	88.56	0.034	09:07:23.862
6 -	37.508	44.161	1:21.669	87.45	1.060	09:08:45.531
7 -	38.153	43.506	1:21.659	87.46	1.050	09:10:07.190
8 -	37.662	43.175	1:20.837	88.35	0.228	09:11:28.027
9 -	37.414	43.195	1:20.609 (1)	88.60		09:12:48.636
10 -	37.570	43.245	1:20.815	88.38	0.206	09:14:09.451

P10 188		Barry MANTELL		Kawasaki - Streets Installations		
IDEAL LAP TIME : 1:20.932		BEST LAP TIME : 1:21.336		DIFFERENCE : 0.404		
LAP	SECTOR 1	SECTOR 2	LAP TIME	MPH	DIFF	TIME OF DAY

Weather / Track : Cloudy / Dry

Snetterton 200
Circuit Length = 1.9840 miles
Start: 09:00 Flag 09:13 End: 09:14

BMCRC - MRO Championships 2015 - Rnd 10 @ Snetterton 200

Thunderbike Extreme

QUALIFYING - SECTOR ANALYSIS

SECTOR 1 = FL to I1, SECTOR 2 = I1 to FL, DIFF = Difference To Personal Best Lap

1 -	43.508	50.633	1:34.141	75.87	12.805	09:02:00.728
2 -	39.801	45.453	1:25.254	83.77	3.918	09:03:25.982
3 -	38.483	44.381	1:22.864	86.19	1.528	09:04:48.846
4 -	37.881	43.650	1:21.531 (3)	87.60	0.195	09:06:10.377
5 -	37.507	43.829	1:21.336 (1)	87.81		09:07:31.713
6 -	39.354	45.810	1:25.164	83.86	3.828	09:08:56.877
7 -	38.369	43.952	1:22.321	86.76	0.985	09:10:19.198
8 -	38.102	43.432	1:21.534	87.60	0.198	09:11:40.732
9 -	38.103	43.425	1:21.528 (2)	87.60	0.192	09:13:02.260

P11 11 R Josh HARVEY		Yamaha - NR Racing				
IDEAL LAP TIME : 1:21.891		BEST LAP TIME : 1:22.015		DIFFERENCE : 0.124		
LAP	SECTOR 1	SECTOR 2	LAP TIME	MPH	DIFF	TIME OF DAY
1 -	OUTLAP	1:00.180	1:57.960	60.55	35.945	09:04:34.801
2 -	50.379	IN PIT	2:57.104 P	40.32	1:35.089	09:07:31.905
3 -	OUTLAP	49.423	1:38.128	72.78	16.113	09:09:10.033
4 -	41.415	45.642	1:27.057 (3)	82.04	5.042	09:10:37.090
5 -	38.307	43.708	1:22.015 (1)	87.08		09:11:59.105
6 -	38.183	44.170	1:22.353 (2)	86.73	0.338	09:13:21.458

P12 42 Alan WOOD		Suzuki - www.alanwoodracing.co.uk				
IDEAL LAP TIME : 1:22.112		BEST LAP TIME : 1:22.112		DIFFERENCE : 0.000		
LAP	SECTOR 1	SECTOR 2	LAP TIME	MPH	DIFF	TIME OF DAY
1 -	41.048	45.355	1:26.403 (2)	82.66	4.291	09:01:49.131
2 -	37.216	44.896	1:22.112 (1)	86.98		09:03:11.243

P13 10 R Mark MASKELL		Suzuki - h4hrr.co.uk - Poppy Nursing Services				
IDEAL LAP TIME : 1:22.307		BEST LAP TIME : 1:22.307		DIFFERENCE : 0.000		
LAP	SECTOR 1	SECTOR 2	LAP TIME	MPH	DIFF	TIME OF DAY
1 -	42.437	47.243	1:29.680	79.64	7.373	09:02:10.935
2 -	40.224	45.039	1:25.263	83.77	2.956	09:03:36.198
3 -	39.288	45.495	1:24.783	84.24	2.476	09:05:00.981
4 -	38.571	47.463	1:26.034	83.01	3.727	09:06:27.015
5 -	39.642	44.762	1:24.404	84.62	2.097	09:07:51.419
6 -	39.379	44.766	1:24.145	84.88	1.838	09:09:15.564
7 -	39.263	44.728	1:23.991 (3)	85.03	1.684	09:10:39.555
8 -	38.953	44.388	1:23.341 (2)	85.70	1.034	09:12:02.896
9 -	38.393	43.914	1:22.307 (1)	86.77		09:13:25.203

P14 98 R Thomas KIY		Kawasaki - myself				
IDEAL LAP TIME : 1:21.771		BEST LAP TIME : 1:22.363		DIFFERENCE : 0.592		
LAP	SECTOR 1	SECTOR 2	LAP TIME	MPH	DIFF	TIME OF DAY
1 -	45.302	48.056	1:33.358	76.50	10.995	09:02:03.847
2 -	40.627	45.515	1:26.142	82.91	3.779	09:03:29.989
3 -	38.336	44.281	1:22.617 (2)	86.45	0.254	09:04:52.606
4 -	38.047	44.905	1:22.952 (3)	86.10	0.589	09:06:15.558
5 -	38.639	43.724	1:22.363 (1)	86.72		09:07:37.921
6 -	39.579	44.628	1:24.207	84.82	1.844	09:09:02.128
7 -	38.918	44.235	1:23.153	85.89	0.790	09:10:25.281
8 -	39.874	44.497	1:24.371	84.65	2.008	09:11:49.652
9 -	39.526	44.468	1:23.994	85.03	1.631	09:13:13.646

P15 28 R Dan NEMATI		Yamaha - Wayne Johnson				
IDEAL LAP TIME : 1:22.468		BEST LAP TIME : 1:22.468		DIFFERENCE : 0.000		
LAP	SECTOR 1	SECTOR 2	LAP TIME	MPH	DIFF	TIME OF DAY
1 -	43.381	49.802	1:33.183	76.65	10.715	09:02:15.434
2 -	40.757	44.748	1:25.505	83.53	3.037	09:03:40.939
3 -	40.321	45.467	1:25.788	83.25	3.320	09:05:06.727
4 -	39.441	44.789	1:24.230	84.79	1.762	09:06:30.957

Weather / Track : Cloudy / Dry

Snetterton 200
Circuit Length = 1.9840 miles
Start: 09:00 Flag 09:13 End: 09:14

BMCRC - MRO Championships 2015 - Rnd 10 @ Snetterton 200

Thunderbike Extreme

QUALIFYING - SECTOR ANALYSIS

SECTOR 1 = FL to I1, SECTOR 2 = I1 to FL, DIFF = Difference To Personal Best Lap

5 -	39.416	45.754	1:25.170	83.86	2.702	09:07:56.127
6 -	39.748	44.833	1:24.581	84.44	2.113	09:09:20.708
7 -	39.091	44.411	1:23.502 (3)	85.53	1.034	09:10:44.210
8 -	39.397	44.095	1:23.492 (2)	85.54	1.024	09:12:07.702
9 -	38.739	43.729	1:22.468 (1)	86.60		09:13:30.170

P16 174		Talan SKEELS-PIGGINS		Suzuki - McMillan Williams			
IDEAL LAP TIME : 1:22.641		BEST LAP TIME : 1:22.751		DIFFERENCE : 0.110			
LAP	SECTOR 1	SECTOR 2	LAP TIME	MPH	DIFF	TIME OF DAY	
1 -	OUTLAP	47.665	1:32.300	77.38	9.549	09:02:10.653	
2 -	38.635	45.618	1:24.253	84.77	1.502	09:03:34.906	
3 -	38.752	45.038	1:23.790	85.24	1.039	09:04:58.696	
4 -	38.725	44.650	1:23.375	85.66	0.624	09:06:22.071	
5 -	38.232	44.597	1:22.829 (2)	86.23	0.078	09:07:44.900	
6 -	39.212	45.221	1:24.433	84.59	1.682	09:09:09.333	
7 -	38.044	44.707	1:22.751 (1)	86.31		09:10:32.084	
8 -	38.322	44.643	1:22.965 (3)	86.09	0.214	09:11:55.049	

P17 88		Mark THOMPSON		Yamaha - Flintstone Tyres / David Simon Tuning			
IDEAL LAP TIME : 1:22.801		BEST LAP TIME : 1:22.801		DIFFERENCE : 0.000			
LAP	SECTOR 1	SECTOR 2	LAP TIME	MPH	DIFF	TIME OF DAY	
1 -	44.673	47.151	1:31.824	77.78	9.023	09:01:55.302	
2 -	40.431	45.285	1:25.716	83.32	2.915	09:03:21.018	
3 -	39.975	44.845	1:24.820 (3)	84.20	2.019	09:04:45.838	
4 -	39.096	44.484	1:23.580 (2)	85.45	0.779	09:06:09.418	
5 -	38.648	44.153	1:22.801 (1)	86.26		09:07:32.219	

P18 254		Rick WINDAS		Ducati - Army Medical Services			
IDEAL LAP TIME : 1:22.371		BEST LAP TIME : 1:23.006		DIFFERENCE : 0.635			
LAP	SECTOR 1	SECTOR 2	LAP TIME	MPH	DIFF	TIME OF DAY	
1 -	43.682	50.219	1:33.901	76.06	10.895	09:01:59.857	
2 -	41.474	45.437	1:26.911	82.18	3.905	09:03:26.768	
3 -	39.495	47.316	1:26.811	82.27	3.805	09:04:53.579	
4 -	39.370	44.892	1:24.262 (3)	84.76	1.256	09:06:17.841	
5 -	39.642	45.722	1:25.364	83.67	2.358	09:07:43.205	
6 -	39.485	46.799	1:26.284	82.77	3.278	09:09:09.489	
7 -	39.233	44.019	1:23.252 (2)	85.79	0.246	09:10:32.741	
8 -	38.352	44.654	1:23.006 (1)	86.04		09:11:55.747	
9 -	39.352	45.029	1:24.381	84.64	1.375	09:13:20.128	

P19 114 R		Ricky MARTIN		Suzuki -			
IDEAL LAP TIME : 1:23.261		BEST LAP TIME : 1:23.400		DIFFERENCE : 0.139			
LAP	SECTOR 1	SECTOR 2	LAP TIME	MPH	DIFF	TIME OF DAY	
1 -	43.914	49.877	1:33.791	76.15	10.391	09:01:59.229	
2 -	40.129	45.839	1:25.968	83.08	2.568	09:03:25.197	
3 -	39.051	45.075	1:24.126 (2)	84.90	0.726	09:04:49.323	
4 -	39.185	45.179	1:24.364 (3)	84.66	0.964	09:06:13.687	
5 -	38.958	45.700	1:24.658	84.36	1.258	09:07:38.345	
6 -	40.672	44.303	1:24.975	84.05	1.575	09:09:03.320	
7 -	39.029	44.371	1:23.400 (1)	85.64		09:10:26.720	

P20 57 R		Nicholas WESTON		Kawasaki - NWRacing			
IDEAL LAP TIME : 1:23.415		BEST LAP TIME : 1:24.825		DIFFERENCE : 1.410			
LAP	SECTOR 1	SECTOR 2	LAP TIME	MPH	DIFF	TIME OF DAY	
1 -	46.488	50.894	1:37.382	73.34	12.557	09:01:59.108	
2 -	40.927	46.042	1:26.969	82.12	2.144	09:03:26.077	
3 -	39.715	46.776	1:26.491	82.58	1.666	09:04:52.568	
4 -	39.724	45.101	1:24.825 (1)	84.20		09:06:17.393	
5 -	39.152	45.726	1:24.878 (2)	84.15	0.053	09:07:42.271	

Weather / Track : Cloudy / Dry

Snetterton 200

Circuit Length = 1.9840 miles

Start: 09:00 Flag 09:13 End: 09:14

BMCRC - MRO Championships 2015 - Rnd 10 @ Snetterton 200

Thunderbike Extreme

QUALIFYING - SECTOR ANALYSIS

SECTOR 1 = FL to I1, SECTOR 2 = I1 to FL, DIFF = Difference To Personal Best Lap

6 - 39.696 46.488 1:26.184 (3) 82.87 1.359 09:09:08.455

P21 192 R		Ben ROWSWELL		Suzuki - Ben & Amy's Holiday Fund			
IDEAL LAP TIME : 1:26.305		BEST LAP TIME : 1:26.549		DIFFERENCE : 0.244			
LAP	SECTOR 1	SECTOR 2	LAP TIME	MPH	DIFF	TIME OF DAY	
1 -	45.618	50.269	1:35.887	74.48	9.338	09:02:06.306	
2 -	40.700	48.032	1:28.732	80.49	2.183	09:03:35.038	
3 -	40.535	47.205	1:27.740 (3)	81.40	1.191	09:05:02.778	
4 -	40.822	46.947	1:27.769	81.37	1.220	09:06:30.547	
5 -	41.116	46.442	1:27.558 (2)	81.57	1.009	09:07:58.105	
6 -	41.896	48.011	1:29.907	79.44	3.358	09:09:28.012	
7 -	40.779	45.770	1:26.549 (1)	82.52		09:10:54.561	
8 -	40.565	48.469	1:29.034	80.22	2.485	09:12:23.595	
9 -	41.063	47.134	1:28.197	80.98	1.648	09:13:51.792	

P22 5		Nick BISHOP		Suzuki - Meltedsliders			
IDEAL LAP TIME : 1:26.323		BEST LAP TIME : 1:26.834		DIFFERENCE : 0.511			
LAP	SECTOR 1	SECTOR 2	LAP TIME	MPH	DIFF	TIME OF DAY	
1 -	45.217	50.763	1:35.980	74.41	9.146	09:02:05.352	
2 -	41.331	47.504	1:28.835 (3)	80.40	2.001	09:03:34.187	
3 -	40.936	45.898	1:26.834 (1)	82.25		09:05:01.021	
4 -	40.425	48.440	1:28.865	80.37	2.031	09:06:29.886	
5 -	41.040	46.694	1:27.734 (2)	81.41	0.900	09:07:57.620	
6 -	41.877	48.121	1:29.998	79.36	3.164	09:09:27.618	
7 -	40.636	49.387	1:30.023	79.34	3.189	09:10:57.641	

P23 141 R		Matthew ROBINSON		Kawasaki - AM Construction Ltd			
IDEAL LAP TIME : 1:27.267		BEST LAP TIME : 1:27.623		DIFFERENCE : 0.356			
LAP	SECTOR 1	SECTOR 2	LAP TIME	MPH	DIFF	TIME OF DAY	
1 -	45.705	51.948	1:37.653	73.14	10.030	09:02:00.969	
2 -	41.681	47.725	1:29.406	79.88	1.783	09:03:30.375	
3 -	40.952	46.860	1:27.812 (2)	81.33	0.189	09:04:58.187	
4 -	41.129	48.653	1:29.782	79.55	2.159	09:06:27.969	
5 -	41.176	47.612	1:28.788	80.44	1.165	09:07:56.757	
6 -	41.216	47.268	1:28.484 (3)	80.72	0.861	09:09:25.241	
7 -	42.113	46.636	1:28.749	80.48	1.126	09:10:53.990	
8 -	40.838	47.934	1:28.772	80.45	1.149	09:12:22.762	
9 -	40.631	46.992	1:27.623 (1)	81.51		09:13:50.385	

P24 16 R		Matthew WREN		Kawasaki - Broken Matt			
IDEAL LAP TIME : 1:27.051		BEST LAP TIME : 1:27.637		DIFFERENCE : 0.586			
LAP	SECTOR 1	SECTOR 2	LAP TIME	MPH	DIFF	TIME OF DAY	
1 -	44.981	50.601	1:35.582 (3)	74.72	7.945	09:02:02.219	
2 -	41.699	47.555	1:29.254 (2)	80.02	1.617	09:03:31.473	
3 -	40.716	46.921	1:27.637 (1)	81.50		09:04:59.110	

P25 64		Mitchell BROOKES		Honda - H4HRR.CO.UK			
IDEAL LAP TIME : 1:32.303		BEST LAP TIME : 1:32.303		DIFFERENCE : 0.000			
LAP	SECTOR 1	SECTOR 2	LAP TIME	MPH	DIFF	TIME OF DAY	
1 -	50.130	52.498	1:42.628	69.59	10.325	09:02:16.357	
2 -	44.038	49.817	1:33.855 (3)	76.10	1.552	09:03:50.212	
3 -	42.643	49.969	1:32.612 (2)	77.12	0.309	09:05:22.824	
4 -	42.494	49.809	1:32.303 (1)	77.38		09:06:55.127	

Weather / Track : Cloudy / Dry

Snetterton 200
Circuit Length = 1.9840 miles
Start: 09:00 Flag 09:13 End: 09:14

BMCRC - MRO Championships 2015 - Rnd 10 @ Snetterton 200

Thunderbike Extreme

QUALIFYING - BEST SECTORS

SECTOR 1			SECTOR 2			IDEAL / BEST COMPARISON						
POS	NO	NAME	TIME	NO	NAME	TIME	POS	NO	NAME	IDEAL	BEST	DIFF
									PERFECT LAP	1:17.274		
1	76	BYARD	35.807	76	BYARD	41.467	1	76	BYARD	1:17.274	1:17.313	0.039
2	92	LAST	36.385	40	SHELVEY	41.597	2	92	LAST	1:18.204	1:18.204	0.000
3	15	WAGHORN	36.635	75	NEWMAN	41.726	3	40	SHELVEY	1:18.255	1:18.255	0.000
4	40	SHELVEY	36.658	92	LAST	41.819	4	15	WAGHORN	1:18.536	1:18.806	0.270
5	422	DOOLAN	36.937	15	WAGHORN	41.901	5	75	NEWMAN	1:18.891	1:19.116	0.225
6	77	MAY	37.075	77	MAY	42.000	6	77	MAY	1:19.075	1:19.153	0.078
7	75	NEWMAN	37.165	422	DOOLAN	42.454	7	422	DOOLAN	1:19.391	1:19.638	0.247
8	42	WOOD	37.216	69	RUSSO	42.656	8	69	RUSSO	1:20.173	1:20.366	0.193
9	41	ABRAHAM	37.346	41	ABRAHAM	43.023	9	41	ABRAHAM	1:20.369	1:20.609	0.240
10	188	MANTELL	37.507	188	MANTELL	43.425	10	188	MANTELL	1:20.932	1:21.336	0.404
11	69	RUSSO	37.517	11	HARVEY	43.708	11	98	KIY	1:21.771	1:22.363	0.592
12	174	SKEELS-PIGGINS	38.044	98	KIY	43.724	12	11	HARVEY	1:21.891	1:22.015	0.124
13	98	KIY	38.047	28	NEMATI	43.729	13	42	WOOD	1:22.112	1:22.112	0.000
14	11	HARVEY	38.183	10	MASKELL	43.914	14	10	MASKELL	1:22.307	1:22.307	0.000
15	57	WESTON	38.314	254	WINDAS	44.019	15	254	WINDAS	1:22.371	1:23.006	0.635
16	254	WINDAS	38.352	88	THOMPSON	44.153	16	28	NEMATI	1:22.468	1:22.468	0.000
17	10	MASKELL	38.393	114	MARTIN	44.303	17	174	SKEELS-PIGGINS	1:22.641	1:22.751	0.110
18	88	THOMPSON	38.648	174	SKEELS-PIGGINS	44.597	18	88	THOMPSON	1:22.801	1:22.801	0.000
19	28	NEMATI	38.739	42	WOOD	44.896	19	114	MARTIN	1:23.261	1:23.400	0.139
20	114	MARTIN	38.958	57	WESTON	45.101	20	57	WESTON	1:23.415	1:24.825	1.410
21	16	WREN	40.130	192	ROWSWELL	45.770	21	192	ROWSWELL	1:26.305	1:26.549	0.244
22	5	BISHOP	40.425	5	BISHOP	45.898	22	5	BISHOP	1:26.323	1:26.834	0.511
23	192	ROWSWELL	40.535	141	ROBINSON	46.636	23	16	WREN	1:27.051	1:27.637	0.586
24	141	ROBINSON	40.631	16	WREN	46.921	24	141	ROBINSON	1:27.267	1:27.623	0.356
25	64	BROOKES	42.494	64	BROOKES	49.809	25	64	BROOKES	1:32.303	1:32.303	0.000

Weather / Track : Cloudy / Dry

Results can be found at www.tsl-timing.com

Snetterton 200

Circuit Length = 1.9840 miles

Start: 09:00 Flag 09:13 End: 09:14

Printed - 09:15 Saturday, 24 October 2015

BMCRC - MRO Championships 2015 - Rnd 10 @ Snetterton 200

Thunderbike Extreme

RACE 1 - SILVERSTONE RACE - CLASSIFICATION



POS	NO	CL	PIC NAME	ENTRY	LAPS	TIME	GAP	DIFF	MPH	BEST	ON
1	75		1 Paul NEWMAN	Honda - Leeway building services	7	9:16.487			89.84	1:18.499	7
2	92		2 Matt LAST	Suzuki - Phase 5 Technology	7	9:16.770	0.283	0.283	89.79	1:17.511	7
3	41		3 David ABRAHAM	Aprilia - Cambridge Motorcycles	7	9:20.237	3.750	3.467	89.24	1:18.666	3
4	11	R	1 Josh HARVEY	Yamaha - NR Racing	7	9:21.124	4.637	0.887	89.10	1:18.173	3
5	69		4 Tony RUSSO	Suzuki - Titan Elevators	7	9:23.589	7.102	2.465	88.71	1:18.486	6
6	174		5 Talan SKEELS-PIGGINS	Suzuki - McMillan Williams	7	9:33.685	17.198	10.096	87.15	1:20.016	3
7	28	R	2 Dan NEMATI	Yamaha - Wayne Johnson	7	9:41.426	24.939	7.741	85.99	1:21.013	6
8	10	R	3 Mark MASKELL	Suzuki - h4hrr.co.uk - Poppy Nursing Services	7	9:44.021	27.534	2.595	85.60	1:21.918	2
9	254		6 Rick WINDAS	Ducati - Army Medical Services	7	9:46.613	30.126	2.592	85.23	1:22.024	6
10	114	R	4 Ricky MARTIN	Suzuki -	7	9:46.982	30.495	0.369	85.17	1:21.615	5
11	57	R	5 Nicholas WESTON	Kawasaki - NWRacing	7	9:48.415	31.928	1.433	84.97	1:22.022	5
12	88		7 Mark THOMPSON	Yamaha - Flintstone Tyres / David Simon Tuning	7	10:01.778	45.291	13.363	83.08	1:23.157	3
13	141	R	6 Matthew ROBINSON	Kawasaki - AM Construction Ltd	7	10:14.050	57.563	12.272	81.42	1:25.910	7
14	16*	R	7 Matthew WREN	Kawasaki - Broken Matt	6	9:16.056	1 Lap	1 Lap	77.06	1:28.490	4

FASTEST LAP

92			Matt LAST	Suzuki - Phase 5 Technology	7	1:17.511		92.14 mph	148.29 kph
11	R		Josh HARVEY	Yamaha - NR Racing	3	1:18.173		91.36 mph	147.04 kph

* No. 16 - Please improve transponder location - poor signal

Class - 90% of Race Speed = 80.85 mph

Class R - 90% of Race Speed = 80.19 mph

Snetterton 200

Circuit Length = 1.9840 miles

Start: 11:29 Flag 11:38 End: 11:40

Weather / Track : Cloudy / Dry

These results are provisional until the conclusion of any judicial and technical matters.

Clerk Of Course :	Timekeeper :
-------------------	--------------

Results can be found at www.tsl-timing.com

Printed - 11:40 Saturday, 24 October 2015



BMCRC - MRO Championships 2015 - Rnd 10 @ Snetterton 200

Thunderbike Extreme

RACE 1 - SILVERSTONE RACE - LAP CHART

LAP 1 @ 11:30:36.537

NO	BEHIND	LAP TIME
75		1:22.912
41	1.642	1:24.554
92	3.004	1:25.916
11	3.105	1:26.017
174	5.272	1:28.184
69	5.641	1:28.553
10	6.552	1:29.464
28	6.735	1:29.647
254	7.240	1:30.152
114	7.870	1:30.782
57	9.208	1:32.120
141	10.704	1:33.616
88	14.000	1:36.912
16	24.855	1:47.767

LAP 2 @ 11:31:55.805

NO	BEHIND	LAP TIME
75		1:19.268
41	1.634	1:19.260
11	2.919	1:19.082
92	3.237	1:19.501
69	5.968	1:19.595
174	7.567	1:21.563
10	9.202	1:21.918
28	9.504	1:22.037
254	10.452	1:22.480
114	11.387	1:22.785
57	13.298	1:23.358
141	18.910	1:27.474
88	18.970	1:24.238
16	35.764	1:30.177

LAP 3 @ 11:33:14.561

NO	BEHIND	LAP TIME
75		1:18.756
41	1.544	1:18.666
11	2.336	1:18.173
92	2.707	1:18.226
69	6.760	1:19.548
174	8.827	1:20.016
10	13.606	1:23.160
28	13.729	1:22.981
254	14.693	1:22.997
114	15.439	1:22.808
57	17.624	1:23.082
88	23.371	1:23.157
141	26.953	1:26.799
16	46.510	1:29.502

LAP 4 @ 11:34:33.811

NO	BEHIND	LAP TIME
75		1:19.250
92	2.647	1:19.190
41	2.658	1:20.364
11	2.743	1:19.657
69	7.017	1:19.507
174	9.811	1:20.234
28	16.943	1:22.464
10	17.566	1:23.210
254	19.095	1:23.652

114	19.186	1:22.997
57	20.996	1:22.622
88	28.061	1:23.940
141	35.092	1:27.389
16	55.750	1:28.490

LAP 5 @ 11:35:52.794

NO	BEHIND	LAP TIME
75		1:18.983
92	2.115	1:18.451
41	3.143	1:19.468
11	3.754	1:19.994
69	6.524	1:18.490
174	12.117	1:21.289
28	20.110	1:22.150
10	20.742	1:22.159
114	21.818	1:21.615
254	22.875	1:22.763
57	24.035	1:22.022
88	33.589	1:24.511
141	42.986	1:26.877
16	1:05.952	1:29.185

LAP 6 @ 11:37:11.613

NO	BEHIND	LAP TIME
75		1:18.819
92	1.271	1:17.975
41	3.086	1:18.762
11	3.765	1:18.830
69	6.191	1:18.486
174	14.322	1:21.024
28	22.304	1:21.013
10	24.045	1:22.122
114	25.465	1:22.466
254	26.080	1:22.024
57	27.853	1:22.637
88	38.500	1:23.730
141	50.152	1:25.985
16	1:18.068	1:30.935

LAP 7 @ 11:38:30.112

NO	BEHIND	LAP TIME
75		1:18.499
92	0.283	1:17.511
41	3.750	1:19.163
11	4.637	1:19.371
69	7.102	1:19.410
174	17.198	1:21.375
28	24.939	1:21.134
10	27.534	1:21.988
254	30.126	1:22.545
114	30.495	1:23.529
57	31.928	1:22.574
88	45.291	1:25.290
141	57.563	1:25.910

Weather / Track : Cloudy / Dry

Results can be found at www.tsl-timing.com

Snetterton 200

Circuit Length = 1.9840 miles

Start: 11:29 Flag 11:38 End: 11:40

Printed - 11:42 Saturday, 24 October 2015

BMCRC - MRO Championships 2015 - Rnd 10 @ Snetterton 200

Thunderbike Extreme

RACE 1 - SILVERSTONE RACE - SECTOR ANALYSIS

SECTOR 1 = FL to I1, SECTOR 2 = I1 to FL, DIFF = Difference To Personal Best Lap

P1 75 Paul NEWMAN		Honda - Leeway building services				
IDEAL LAP TIME : 1:18.076		BEST LAP TIME : 1:18.499		DIFFERENCE : 0.423		
LAP	SECTOR 1	SECTOR 2	LAP TIME	MPH	DIFF	TIME OF DAY
1 -		41.618	1:22.912	86.14	4.413	11:30:36.537
2 -	36.702	42.566	1:19.268	90.10	0.769	11:31:55.805
3 -	36.808	41.948	1:18.756 (2)	90.69	0.257	11:33:14.561
4 -	36.975	42.275	1:19.250	90.12	0.751	11:34:33.811
5 -	36.944	42.039	1:18.983	90.43	0.484	11:35:52.794
6 -	37.269	41.550	1:18.819 (3)	90.61	0.320	11:37:11.613
7 -	36.526	41.973	1:18.499 (1)	90.98		11:38:30.112

P2 92 Matt LAST		Suzuki - Phase 5 Technology				
IDEAL LAP TIME : 1:17.267		BEST LAP TIME : 1:17.511		DIFFERENCE : 0.244		
LAP	SECTOR 1	SECTOR 2	LAP TIME	MPH	DIFF	TIME OF DAY
1 -		43.013	1:25.916	83.13	8.405	11:30:39.541
2 -	37.271	42.230	1:19.501	89.84	1.990	11:31:59.042
3 -	36.309	41.917	1:18.226 (3)	91.30	0.715	11:33:17.268
4 -	36.136	43.054	1:19.190	90.19	1.679	11:34:36.458
5 -	36.789	41.662	1:18.451	91.04	0.940	11:35:54.909
6 -	36.624	41.351	1:17.975 (2)	91.60	0.464	11:37:12.884
7 -	35.916	41.595	1:17.511 (1)	92.14		11:38:30.395

P3 41 David ABRAHAM		Aprilia - Cambridge Motorcycles				
IDEAL LAP TIME : 1:18.170		BEST LAP TIME : 1:18.666		DIFFERENCE : 0.496		
LAP	SECTOR 1	SECTOR 2	LAP TIME	MPH	DIFF	TIME OF DAY
1 -		42.489	1:24.554	84.47	5.888	11:30:38.179
2 -	37.132	42.128	1:19.260	90.11	0.594	11:31:57.439
3 -	36.440	42.226	1:18.666 (1)	90.79		11:33:16.105
4 -	36.958	43.406	1:20.364	88.87	1.698	11:34:36.469
5 -	37.261	42.207	1:19.468	89.87	0.802	11:35:55.937
6 -	37.032	41.730	1:18.762 (2)	90.68	0.096	11:37:14.699
7 -	36.529	42.634	1:19.163 (3)	90.22	0.497	11:38:33.862

P4 11 R Josh HARVEY		Yamaha - NR Racing				
IDEAL LAP TIME : 1:18.173		BEST LAP TIME : 1:18.173		DIFFERENCE : 0.000		
LAP	SECTOR 1	SECTOR 2	LAP TIME	MPH	DIFF	TIME OF DAY
1 -		42.488	1:26.017	83.03	7.844	11:30:39.642
2 -	37.258	41.824	1:19.082 (3)	90.31	0.909	11:31:58.724
3 -	36.552	41.621	1:18.173 (1)	91.36		11:33:16.897
4 -	36.791	42.866	1:19.657	89.66	1.484	11:34:36.554
5 -	37.287	42.707	1:19.994	89.28	1.821	11:35:56.548
6 -	37.152	41.678	1:18.830 (2)	90.60	0.657	11:37:15.378
7 -	36.685	42.686	1:19.371	89.98	1.198	11:38:34.749

P5 69 Tony RUSSO		Suzuki - Titan Elevators				
IDEAL LAP TIME : 1:18.271		BEST LAP TIME : 1:18.486		DIFFERENCE : 0.215		
LAP	SECTOR 1	SECTOR 2	LAP TIME	MPH	DIFF	TIME OF DAY
1 -		43.933	1:28.553	80.65	10.067	11:30:42.178
2 -	37.612	41.983	1:19.595	89.73	1.109	11:32:01.773
3 -	37.489	42.059	1:19.548	89.78	1.062	11:33:21.321
4 -	37.435	42.072	1:19.507	89.83	1.021	11:34:40.828
5 -	36.550	41.940	1:18.490 (2)	90.99	0.004	11:35:59.318
6 -	36.765	41.721	1:18.486 (1)	91.00		11:37:17.804
7 -	36.800	42.610	1:19.410 (3)	89.94	0.924	11:38:37.214

P6 174 Talan SKEELS-PIGGINS		Suzuki - McMillan Williams				
IDEAL LAP TIME : 1:19.751		BEST LAP TIME : 1:20.016		DIFFERENCE : 0.265		
LAP	SECTOR 1	SECTOR 2	LAP TIME	MPH	DIFF	TIME OF DAY

Weather / Track : Cloudy / Dry

Snetterton 200
Circuit Length = 1.9840 miles
Start: 11:29 Flag 11:38 End: 11:40

BMCRC - MRO Championships 2015 - Rnd 10 @ Snetterton 200

Thunderbike Extreme

RACE 1 - SILVERSTONE RACE - SECTOR ANALYSIS

SECTOR 1 = FL to I1, SECTOR 2 = I1 to FL, DIFF = Difference To Personal Best Lap

1 -		43.702	1:28.184	80.99	8.168	11:30:41.809
2 -	38.112	43.451	1:21.563	87.57	1.547	11:32:03.372
3 -	37.346	42.670	1:20.016 (1)	89.26		11:33:23.388
4 -	37.081	43.153	1:20.234 (2)	89.02	0.218	11:34:43.622
5 -	37.512	43.777	1:21.289	87.86	1.273	11:36:04.911
6 -	37.805	43.219	1:21.024 (3)	88.15	1.008	11:37:25.935
7 -	37.838	43.537	1:21.375	87.77	1.359	11:38:47.310

P7 28 R Dan NEMATİ			Yamaha - Wayne Johnson			
IDEAL LAP TIME : 1:20.984		BEST LAP TIME : 1:21.013		DIFFERENCE : 0.029		
LAP	SECTOR 1	SECTOR 2	LAP TIME	MPH	DIFF	TIME OF DAY
1 -		44.260	1:29.647	79.67	8.634	11:30:43.272
2 -	38.688	43.349	1:22.037 (3)	87.06	1.024	11:32:05.309
3 -	38.662	44.319	1:22.981	86.07	1.968	11:33:28.290
4 -	38.555	43.909	1:22.464	86.61	1.451	11:34:50.754
5 -	38.623	43.527	1:22.150	86.94	1.137	11:36:12.904
6 -	38.309	42.704	1:21.013 (1)	88.16		11:37:33.917
7 -	38.280	42.854	1:21.134 (2)	88.03	0.121	11:38:55.051

P8 10 R Mark MASKELL			Suzuki - h4hrr.co.uk - Poppy Nursing Services			
IDEAL LAP TIME : 1:21.803		BEST LAP TIME : 1:21.918		DIFFERENCE : 0.115		
LAP	SECTOR 1	SECTOR 2	LAP TIME	MPH	DIFF	TIME OF DAY
1 -		45.214	1:29.464	79.83	7.546	11:30:43.089
2 -	38.251	43.667	1:21.918 (1)	87.19		11:32:05.007
3 -	38.803	44.357	1:23.160	85.88	1.242	11:33:28.167
4 -	38.818	44.392	1:23.210	85.83	1.292	11:34:51.377
5 -	38.136	44.023	1:22.159	86.93	0.241	11:36:13.536
6 -	38.369	43.753	1:22.122 (3)	86.97	0.204	11:37:35.658
7 -	38.293	43.695	1:21.988 (2)	87.11	0.070	11:38:57.646

P9 254 Rick WINDAS			Ducati - Army Medical Services			
IDEAL LAP TIME : 1:21.844		BEST LAP TIME : 1:22.024		DIFFERENCE : 0.180		
LAP	SECTOR 1	SECTOR 2	LAP TIME	MPH	DIFF	TIME OF DAY
1 -		44.218	1:30.152	79.22	8.128	11:30:43.777
2 -	38.818	43.662	1:22.480 (2)	86.59	0.456	11:32:06.257
3 -	38.541	44.456	1:22.997	86.05	0.973	11:33:29.254
4 -	38.632	45.020	1:23.652	85.38	1.628	11:34:52.906
5 -	38.886	43.877	1:22.763	86.30	0.739	11:36:15.669
6 -	38.721	43.303	1:22.024 (1)	87.07		11:37:37.693
7 -	38.573	43.972	1:22.545 (3)	86.52	0.521	11:39:00.238

P10 114 R Ricky MARTIN			Suzuki -			
IDEAL LAP TIME : 1:21.615		BEST LAP TIME : 1:21.615		DIFFERENCE : 0.000		
LAP	SECTOR 1	SECTOR 2	LAP TIME	MPH	DIFF	TIME OF DAY
1 -		44.368	1:30.782	78.67	9.167	11:30:44.407
2 -	38.726	44.059	1:22.785 (3)	86.27	1.170	11:32:07.192
3 -	39.148	43.660	1:22.808	86.25	1.193	11:33:30.000
4 -	38.591	44.406	1:22.997	86.05	1.382	11:34:52.997
5 -	38.309	43.306	1:21.615 (1)	87.51		11:36:14.612
6 -	38.619	43.847	1:22.466 (2)	86.61	0.851	11:37:37.078
7 -	38.531	44.998	1:23.529	85.50	1.914	11:39:00.607

P11 57 R Nicholas WESTON			Kawasaki - NWRacing			
IDEAL LAP TIME : 1:22.022		BEST LAP TIME : 1:22.022		DIFFERENCE : 0.000		
LAP	SECTOR 1	SECTOR 2	LAP TIME	MPH	DIFF	TIME OF DAY
1 -		45.378	1:32.120	77.53	10.098	11:30:45.745
2 -	38.491	44.867	1:23.358	85.68	1.336	11:32:09.103
3 -	38.617	44.465	1:23.082	85.96	1.060	11:33:32.185
4 -	38.427	44.195	1:22.622 (3)	86.44	0.600	11:34:54.807

Weather / Track : Cloudy / Dry

Snetterton 200
Circuit Length = 1.9840 miles
Start: 11:29 Flag 11:38 End: 11:40

BMCRC - MRO Championships 2015 - Rnd 10 @ Snetterton 200

Thunderbike Extreme

RACE 1 - SILVERSTONE RACE - SECTOR ANALYSIS

SECTOR 1 = FL to I1, SECTOR 2 = I1 to FL, DIFF = Difference To Personal Best Lap

5 -	37.969	44.053	1:22.022 (1)	87.08		11:36:16.829
6 -	38.243	44.394	1:22.637	86.43	0.615	11:37:39.466
7 -	38.024	44.550	1:22.574 (2)	86.49	0.552	11:39:02.040

P12 88	Mark THOMPSON		Yamaha - Flintstone Tyres / David Simon Tuning			
IDEAL LAP TIME : 1:23.100		BEST LAP TIME : 1:23.157	DIFFERENCE : 0.057			
LAP	SECTOR 1	SECTOR 2	LAP TIME	MPH	DIFF	TIME OF DAY
1 -		46.275	1:36.912	73.70	13.755	11:30:50.537
2 -	39.479	44.759	1:24.238	84.78	1.081	11:32:14.775
3 -	38.824	44.333	1:23.157 (1)	85.89		11:33:37.932
4 -	39.417	44.523	1:23.940 (3)	85.09	0.783	11:35:01.872
5 -	39.600	44.911	1:24.511	84.51	1.354	11:36:26.383
6 -	39.454	44.276	1:23.730 (2)	85.30	0.573	11:37:50.113
7 -	40.360	44.930	1:25.290	83.74	2.133	11:39:15.403

P13 141 R	Matthew ROBINSON		Kawasaki - AM Construction Ltd			
IDEAL LAP TIME : 1:25.828		BEST LAP TIME : 1:25.910	DIFFERENCE : 0.082			
LAP	SECTOR 1	SECTOR 2	LAP TIME	MPH	DIFF	TIME OF DAY
1 -		46.434	1:33.616	76.29	7.706	11:30:47.241
2 -	41.008	46.466	1:27.474	81.65	1.564	11:32:14.715
3 -	40.486	46.313	1:26.799 (3)	82.28	0.889	11:33:41.514
4 -	41.000	46.389	1:27.389	81.73	1.479	11:35:08.903
5 -	41.022	45.855	1:26.877	82.21	0.967	11:36:35.780
6 -	40.238	45.747	1:25.985 (2)	83.06	0.075	11:38:01.765
7 -	40.081	45.829	1:25.910 (1)	83.13		11:39:27.675

P14 16 R	Matthew WREN		Kawasaki - Broken Matt			
IDEAL LAP TIME : 1:27.777		BEST LAP TIME : 1:28.490	DIFFERENCE : 0.713			
LAP	SECTOR 1	SECTOR 2	LAP TIME	MPH	DIFF	TIME OF DAY
1 -		50.430	1:47.767	66.27	19.277	11:31:01.392
2 -	41.897	48.280	1:30.177	79.20	1.687	11:32:31.569
3 -	41.344	48.158	1:29.502 (3)	79.80	1.012	11:34:01.071
4 -	41.339	47.151	1:28.490 (1)	80.71		11:35:29.561
5 -	40.626	48.559	1:29.185 (2)	80.08	0.695	11:36:58.746
6 -	41.438	49.497	1:30.935	78.54	2.445	11:38:29.681

BMCRC - MRO Championships 2015 - Rnd 10 @ Snetterton 200

Thunderbike Extreme

RACE 1 - SILVERSTONE RACE - BEST SECTORS

SECTOR 1			SECTOR 2			IDEAL / BEST COMPARISON						
POS	NO	NAME	TIME	NO	NAME	TIME	POS	NO	NAME	IDEAL	BEST	DIFF
									PERFECT LAP	1:17.267		
1	92	LAST	35.916	92	LAST	41.351	1	92	LAST	1:17.267	1:17.511	0.244
2	41	ABRAHAM	36.440	75	NEWMAN	41.550	2	75	NEWMAN	1:18.076	1:18.499	0.423
3	75	NEWMAN	36.526	11	HARVEY	41.621	3	41	ABRAHAM	1:18.170	1:18.666	0.496
4	69	RUSSO	36.550	69	RUSSO	41.721	4	11	HARVEY	1:18.173	1:18.173	0.000
5	11	HARVEY	36.552	41	ABRAHAM	41.730	5	69	RUSSO	1:18.271	1:18.486	0.215
6	174	SKEELS-PIGGINS	37.081	174	SKEELS-PIGGINS	42.670	6	174	SKEELS-PIGGINS	1:19.751	1:20.016	0.265
7	57	WESTON	37.969	28	NEMATI	42.704	7	28	NEMATI	1:20.984	1:21.013	0.029
8	10	MASKELL	38.136	254	WINDAS	43.303	8	114	MARTIN	1:21.615	1:21.615	0.000
9	28	NEMATI	38.280	114	MARTIN	43.306	9	10	MASKELL	1:21.803	1:21.918	0.115
10	114	MARTIN	38.309	10	MASKELL	43.667	10	254	WINDAS	1:21.844	1:22.024	0.180
11	254	WINDAS	38.541	57	WESTON	44.053	11	57	WESTON	1:22.022	1:22.022	0.000
12	88	THOMPSON	38.824	88	THOMPSON	44.276	12	88	THOMPSON	1:23.100	1:23.157	0.057
13	141	ROBINSON	40.081	141	ROBINSON	45.747	13	141	ROBINSON	1:25.828	1:25.910	0.082
14	16	WREN	40.626	16	WREN	47.151	14	16	WREN	1:27.777	1:28.490	0.713

Weather / Track : Cloudy / Dry

Results can be found at www.tsl-timing.com

Snetterton 200

Circuit Length = 1.9840 miles

Start: 11:29 Flag 11:38 End: 11:40

Printed - 11:41 Saturday, 24 October 2015

BMCRC - MRO Championships 2015 - Rnd 10 @ Snetterton 200

Thunderbike Extreme

RACE 9 - CLASSIFICATION



POS	NO	CL	PIC NAME	ENTRY	LAPS	TIME	GAP	DIFF	MPH	BEST	ON
1	15		1 Jon WAGHORN	Suzuki -	5	7:38.172			77.94	1:30.014	4
2	75		2 Paul NEWMAN	Honda - Leeway building services	5	7:45.566	7.394	7.394	76.70	1:31.257	4
3	422		3 Ben DOOLAN	YAMAHA - BD PLASTERING	5	7:45.634	7.462	0.068	76.69	1:30.066	4
4	40		4 David SHELVEY	Suzuki -	5	7:48.623	10.451	2.989	76.20	1:31.679	2
5	69		5 Tony RUSSO	Suzuki - Titan Elevators	5	8:02.443	24.271	13.820	74.02	1:32.454	4
6	42		6 Alan WOOD	Suzuki - www.alanwoodracing.co.uk	5	8:05.125	26.953	2.682	73.61	1:33.392	4
7	98	R	1 Thomas KIY	Kawasaki - myself	5	8:16.386	38.214	11.261	71.94	1:35.634	4
8	10	R	2 Mark MASKELL	Suzuki - h4hrr.co.uk - Poppy Nursing Services	5	8:17.734	39.562	1.348	71.75	1:34.693	4
9	254		7 Rick WINDAS	Ducati - Army Medical Services	5	8:18.963	40.791	1.229	71.57	1:35.301	4
10	188		8 Barry MANTELL	Kawasaki - Streets Installations	5	8:29.552	51.380	10.589	70.08	1:37.371	4
11	28	R	3 Dan NEMATI	Yamaha - Wayne Johnson	5	8:43.722	1:05.550	14.170	68.19	1:41.863	5
12	192	R	4 Ben ROWSWELL	Suzuki - Ben & Amy's Holiday Fund	5	8:44.155	1:05.983	0.433	68.13	1:40.399	4
13	174		9 Talan SKEELS-PIGGINS	Suzuki - McMillan Williams	5	8:44.216	1:06.044	0.061	68.12	1:40.847	3
14	5		10 Nick BISHOP	Suzuki - Meltedsliders	5	9:17.418	1:39.246	33.202	64.06	1:46.902	2

NOT CLASSIFIED

DNF	41 *		David ABRAHAM	Aprilia - Cambridge Motorcycles	4	6:32.201	1 Lap	1 Lap	72.84	1:32.703	4
DNF	57	R	Nicholas WESTON	Kawasaki - NWRacing	4	6:38.208	1 Lap	6.007	71.74	1:33.712	4
DNF	16 *	R	Matthew WREN	Kawasaki - Broken Matt	3	5:16.318	2 Laps	1 Lap	67.74	1:40.819	3
DNF	114	R	Ricky MARTIN	Suzuki -	2	3:26.851	3 Laps	1 Lap	69.05	1:37.923	2
DNF	77		David MAY	Suzuki -	1	1:39.751	4 Laps	1 Lap	71.60	1:39.751	1
DNF	11	R	Josh HARVEY	Yamaha - NR Racing	0						

FASTEST LAP

	15		Jon WAGHORN	Suzuki -	4	1:30.014			79.34 mph	127.70 kph	
	57	R	Nicholas WESTON	Kawasaki - NWRacing	4	1:33.712			76.21 mph	122.66 kph	

* No. 41 - 10 second penalty - jump start

* No. 16 - Please improve transponder location - poor signal

Class - 90% of Race Speed = 70.14 mph

Class R - 90% of Race Speed = 64.74 mph

Weather / Track : Cloudy / Wet

These results are provisional until the conclusion of any judicial and technical matters.

Snetterton 200

Circuit Length = 1.9840 miles

Start: 15:42 Flag 15:49 End: 15:51

Clerk Of Course :	Timekeeper :
-------------------	--------------

Results can be found at www.tsl-timing.com

Printed - 15:52 Saturday, 24 October 2015



BMCRC - MRO Championships 2015 - Rnd 10 @ Snetterton 200

Thunderbike Extreme

RACE 9 - LAP CHART

LAP 1 @ 15:43:56.982			LAP 4 @ 15:48:27.591		
NO	BEHIND	LAP TIME	NO	BEHIND	LAP TIME

15		1:35.589	15		1:30.014
75	2.357	1:37.946	75	7.264	1:31.257
40	3.464	1:39.053	422	8.126	1:30.066
77	4.162	1:39.751	40	10.174	1:32.049
422	4.463	1:40.052	41	16.003	1:32.703
41	5.674	1:41.263	69	20.795	1:32.454
69	9.045	1:44.634	42	25.182	1:33.392
42	11.676	1:47.265	57	32.010	1:33.712
10	12.183	1:47.772	98	33.260	1:35.634
98	13.142	1:48.731	10	34.570	1:34.693
114	13.339	1:48.928	254	35.510	1:35.301
254	13.985	1:49.574	188	40.484	1:37.371
57	14.805	1:50.394	28	55.661	1:44.910
188	15.058	1:50.647	174	55.991	1:41.454
28	16.786	1:52.375	192	56.511	1:40.399
16	17.654	1:53.243	5	1:19.263	1:49.244
192	18.602	1:54.191			
174	20.592	1:56.181			
5	24.155	1:59.744			

LAP 5 @ 15:49:59.565		
NO	BEHIND	LAP TIME

15		1:31.974
75	7.394	1:32.104
422	7.462	1:31.310
40	10.451	1:32.251
69	24.271	1:35.450
42	26.953	1:33.745
98	38.214	1:36.928
10	39.562	1:36.966
254	40.791	1:37.255
188	51.380	1:42.870
28	1:05.550	1:41.863
192	1:05.983	1:41.446
174	1:06.044	1:42.027
5	1:39.246	1:51.957

LAP 2 @ 15:45:27.388		
NO	BEHIND	LAP TIME

15		1:30.406
75	4.564	1:32.613
40	4.737	1:31.679
422	5.754	1:31.697
41	10.306	1:35.038
69	14.474	1:35.835
42	14.794	1:33.524
114	20.856	1:37.923
10	21.114	1:39.337
98	21.693	1:38.957
57	22.591	1:38.192
254	22.878	1:39.299
188	24.629	1:39.977
28	28.813	1:42.433
16	29.504	1:42.256
192	32.514	1:44.318
174	33.893	1:43.707
5	40.651	1:46.902

LAP 3 @ 15:46:57.577		
NO	BEHIND	LAP TIME

15		1:30.189
75	6.021	1:31.646
422	8.074	1:32.509
40	8.139	1:33.591
41	13.314	1:33.197
69	18.355	1:34.070
42	21.804	1:37.199
98	27.640	1:36.136
57	28.312	1:35.910
10	29.891	1:38.966
254	30.223	1:37.534
188	33.127	1:38.687
16	40.134	1:40.819
28	40.765	1:42.141
174	44.551	1:40.847
192	46.126	1:43.801
5	1:00.033	1:49.571

Weather / Track : Cloudy / Wet

Results can be found at www.tsl-timing.com

Snetterton 200

Circuit Length = 1.9840 miles

Start: 15:42 Flag 15:49 End: 15:51

Printed - 15:52 Saturday, 24 October 2015

BMCRC - MRO Championships 2015 - Rnd 10 @ Snetterton 200

Thunderbike Extreme

RACE 9 - SECTOR ANALYSIS

SECTOR 1 = FL to I1, SECTOR 2 = I1 to FL, DIFF = Difference To Personal Best Lap

P1 15		Jon WAGHORN		Suzuki -		
IDEAL LAP TIME : 1:29.753		BEST LAP TIME : 1:30.014		DIFFERENCE : 0.261		
LAP	SECTOR 1	SECTOR 2	LAP TIME	MPH	DIFF	TIME OF DAY
1 -		48.990	1:35.589	74.72	5.575	15:43:56.982
2 -	41.466	48.940	1:30.406 (3)	79.00	0.392	15:45:27.388
3 -	41.360	48.829	1:30.189 (2)	79.19	0.175	15:46:57.577
4 -	40.924	49.090	1:30.014 (1)	79.34		15:48:27.591
5 -	41.708	50.266	1:31.974	77.65	1.960	15:49:59.565

P2 75		Paul NEWMAN		Honda - Leeway building services		
IDEAL LAP TIME : 1:31.093		BEST LAP TIME : 1:31.257		DIFFERENCE : 0.164		
LAP	SECTOR 1	SECTOR 2	LAP TIME	MPH	DIFF	TIME OF DAY
1 -		49.822	1:37.946	72.92	6.689	15:43:59.339
2 -	43.051	49.562	1:32.613	77.12	1.356	15:45:31.952
3 -	42.275	49.371	1:31.646 (2)	77.93	0.389	15:47:03.598
4 -	41.722	49.535	1:31.257 (1)	78.26		15:48:34.855
5 -	41.892	50.212	1:32.104 (3)	77.54	0.847	15:50:06.959

P3 422		Ben DOOLAN		YAMAHA - BD PLASTERING		
IDEAL LAP TIME : 1:29.395		BEST LAP TIME : 1:30.066		DIFFERENCE : 0.671		
LAP	SECTOR 1	SECTOR 2	LAP TIME	MPH	DIFF	TIME OF DAY
1 -		50.546	1:40.052	71.38	9.986	15:44:01.445
2 -	42.759	48.938	1:31.697 (3)	77.89	1.631	15:45:33.142
3 -	43.157	49.352	1:32.509	77.20	2.443	15:47:05.651
4 -	42.147	47.919	1:30.066 (1)	79.30		15:48:35.717
5 -	41.476	49.834	1:31.310 (2)	78.22	1.244	15:50:07.027

P4 40		David SHELVEY		Suzuki -		
IDEAL LAP TIME : 1:31.664		BEST LAP TIME : 1:31.679		DIFFERENCE : 0.015		
LAP	SECTOR 1	SECTOR 2	LAP TIME	MPH	DIFF	TIME OF DAY
1 -		49.984	1:39.053	72.10	7.374	15:44:00.446
2 -	42.091	49.588	1:31.679 (1)	77.90		15:45:32.125
3 -	43.827	49.764	1:33.591	76.31	1.912	15:47:05.716
4 -	42.179	49.870	1:32.049 (2)	77.59	0.370	15:48:37.765
5 -	42.678	49.573	1:32.251 (3)	77.42	0.572	15:50:10.016

P5 69		Tony RUSSO		Suzuki - Titan Elevators		
IDEAL LAP TIME : 1:32.454		BEST LAP TIME : 1:32.454		DIFFERENCE : 0.000		
LAP	SECTOR 1	SECTOR 2	LAP TIME	MPH	DIFF	TIME OF DAY
1 -		52.441	1:44.634	68.26	12.180	15:44:06.027
2 -	44.609	51.226	1:35.835	74.52	3.381	15:45:41.862
3 -	43.842	50.228	1:34.070 (2)	75.92	1.616	15:47:15.932
4 -	42.601	49.853	1:32.454 (1)	77.25		15:48:48.386
5 -	42.869	52.581	1:35.450 (3)	74.83	2.996	15:50:23.836

P6 42		Alan WOOD		Suzuki - www.alanwoodracing.co.uk		
IDEAL LAP TIME : 1:32.875		BEST LAP TIME : 1:33.392		DIFFERENCE : 0.517		
LAP	SECTOR 1	SECTOR 2	LAP TIME	MPH	DIFF	TIME OF DAY
1 -		53.153	1:47.265	66.58	13.873	15:44:08.658
2 -	42.992	50.532	1:33.524 (2)	76.37	0.132	15:45:42.182
3 -	44.070	53.129	1:37.199	73.48	3.807	15:47:19.381
4 -	42.343	51.049	1:33.392 (1)	76.47		15:48:52.773
5 -	42.494	51.251	1:33.745 (3)	76.19	0.353	15:50:26.518

P7 98 R		Thomas KIY		Kawasaki - myself		
IDEAL LAP TIME : 1:35.058		BEST LAP TIME : 1:35.634		DIFFERENCE : 0.576		
LAP	SECTOR 1	SECTOR 2	LAP TIME	MPH	DIFF	TIME OF DAY

Weather / Track : Cloudy / Wet

Snetterton 200
Circuit Length = 1.9840 miles
Start: 15:42 Flag 15:49 End: 15:51

BMCRC - MRO Championships 2015 - Rnd 10 @ Snetterton 200

Thunderbike Extreme

RACE 9 - SECTOR ANALYSIS

SECTOR 1 = FL to I1, SECTOR 2 = I1 to FL, DIFF = Difference To Personal Best Lap

1 -		54.590	1:48.731	65.68	13.097	15:44:10.124
2 -	46.973	51.984	1:38.957	72.17	3.323	15:45:49.081
3 -	45.233	50.903	1:36.136 (2)	74.29	0.502	15:47:25.217
4 -	44.155	51.479	1:35.634 (1)	74.68		15:49:00.851
5 -	44.836	52.092	1:36.928 (3)	73.68	1.294	15:50:37.779

P8 10 R Mark MASKELL		Suzuki - h4hrr.co.uk - Poppy Nursing Services				
IDEAL LAP TIME : 1:34.531		BEST LAP TIME : 1:34.693		DIFFERENCE : 0.162		
LAP	SECTOR 1	SECTOR 2	LAP TIME	MPH	DIFF	TIME OF DAY
1 -		54.721	1:47.772	66.27	13.079	15:44:09.165
2 -	46.032	53.305	1:39.337	71.90	4.644	15:45:48.502
3 -	46.480	52.486	1:38.966 (3)	72.17	4.273	15:47:27.468
4 -	44.085	50.608	1:34.693 (1)	75.42		15:49:02.161
5 -	43.923	53.043	1:36.966 (2)	73.66	2.273	15:50:39.127

P9 254 Rick WINDAS		Ducati - Army Medical Services				
IDEAL LAP TIME : 1:35.301		BEST LAP TIME : 1:35.301		DIFFERENCE : 0.000		
LAP	SECTOR 1	SECTOR 2	LAP TIME	MPH	DIFF	TIME OF DAY
1 -		54.296	1:49.574	65.18	14.273	15:44:10.967
2 -	46.624	52.675	1:39.299	71.92	3.998	15:45:50.266
3 -	45.398	52.136	1:37.534 (3)	73.23	2.233	15:47:27.800
4 -	44.499	50.802	1:35.301 (1)	74.94		15:49:03.101
5 -	45.352	51.903	1:37.255 (2)	73.44	1.954	15:50:40.356

P10 188 Barry MANTELL		Kawasaki - Streets Installations				
IDEAL LAP TIME : 1:37.371		BEST LAP TIME : 1:37.371		DIFFERENCE : 0.000		
LAP	SECTOR 1	SECTOR 2	LAP TIME	MPH	DIFF	TIME OF DAY
1 -		1:00.138	1:50.647	64.55	13.276	15:44:12.040
2 -	46.325	53.652	1:39.977 (3)	71.44	2.606	15:45:52.017
3 -	46.176	52.511	1:38.687 (2)	72.37	1.316	15:47:30.704
4 -	45.128	52.243	1:37.371 (1)	73.35		15:49:08.075
5 -	46.121	56.749	1:42.870	69.43	5.499	15:50:50.945

P11 28 R Dan NEMATI		Yamaha - Wayne Johnson				
IDEAL LAP TIME : 1:41.863		BEST LAP TIME : 1:41.863		DIFFERENCE : 0.000		
LAP	SECTOR 1	SECTOR 2	LAP TIME	MPH	DIFF	TIME OF DAY
1 -		56.287	1:52.375	63.55	10.512	15:44:13.768
2 -	47.593	54.840	1:42.433 (3)	69.72	0.570	15:45:56.201
3 -	47.395	54.746	1:42.141 (2)	69.92	0.278	15:47:38.342
4 -	47.799	57.111	1:44.910	68.08	3.047	15:49:23.252
5 -	47.200	54.663	1:41.863 (1)	70.11		15:51:05.115

P12 192 R Ben ROWSWELL		Suzuki - Ben & Amy's Holiday Fund				
IDEAL LAP TIME : 1:39.976		BEST LAP TIME : 1:40.399		DIFFERENCE : 0.423		
LAP	SECTOR 1	SECTOR 2	LAP TIME	MPH	DIFF	TIME OF DAY
1 -		57.041	1:54.191	62.54	13.792	15:44:15.584
2 -	48.620	55.698	1:44.318	68.46	3.919	15:45:59.902
3 -	48.919	54.882	1:43.801 (3)	68.80	3.402	15:47:43.703
4 -	46.332	54.067	1:40.399 (1)	71.14		15:49:24.102
5 -	47.802	53.644	1:41.446 (2)	70.40	1.047	15:51:05.548

P13 174 Talan SKEELS-PIGGINS		Suzuki - McMillan Williams				
IDEAL LAP TIME : 1:39.292		BEST LAP TIME : 1:40.847		DIFFERENCE : 1.555		
LAP	SECTOR 1	SECTOR 2	LAP TIME	MPH	DIFF	TIME OF DAY
1 -		57.193	1:56.181	61.47	15.334	15:44:17.574
2 -	48.006	55.701	1:43.707	68.87	2.860	15:46:01.281
3 -	47.527	53.320	1:40.847 (1)	70.82		15:47:42.128
4 -	45.972	55.482	1:41.454 (2)	70.40	0.607	15:49:23.582

Weather / Track : Cloudy / Wet

Snetterton 200

Circuit Length = 1.9840 miles

Start: 15:42 Flag 15:49 End: 15:51

BMCRC - MRO Championships 2015 - Rnd 10 @ Snetterton 200

Thunderbike Extreme

RACE 9 - SECTOR ANALYSIS

SECTOR 1 = FL to I1, SECTOR 2 = I1 to FL, DIFF = Difference To Personal Best Lap

5 - 47.498 54.529 1:42.027 (3) 70.00 1.180 15:51:05.609

P14 5		Nick BISHOP		Suzuki - Meltedsliders		
IDEAL LAP TIME : 1:46.458		BEST LAP TIME : 1:46.902		DIFFERENCE : 0.444		
LAP	SECTOR 1	SECTOR 2	LAP TIME	MPH	DIFF	TIME OF DAY
1 -		59.377	1:59.744	59.64	12.842	15:44:21.137
2 -	49.177	57.725	1:46.902 (1)	66.81		15:46:08.039
3 -	52.290	57.281	1:49.571 (3)	65.18	2.669	15:47:57.610
4 -	50.031	59.213	1:49.244 (2)	65.38	2.342	15:49:46.854
5 -	52.083	59.874	1:51.957	63.79	5.055	15:51:38.811

P15 41		David ABRAHAM		Aprilia - Cambridge Motorcycles		
IDEAL LAP TIME : 1:32.539		BEST LAP TIME : 1:32.703		DIFFERENCE : 0.164		
LAP	SECTOR 1	SECTOR 2	LAP TIME	MPH	DIFF	TIME OF DAY
1 -		50.856	1:41.263	70.53	8.560	15:44:02.656
2 -	43.891	51.147	1:35.038 (3)	75.15	2.335	15:45:37.694
3 -	43.331	49.866	1:33.197 (2)	76.63	0.494	15:47:10.891
4 -	43.052	49.651	1:32.703 (1)	77.04		15:48:43.594

P16 57 R		Nicholas WESTON		Kawasaki - NWRacing		
IDEAL LAP TIME : 1:33.712		BEST LAP TIME : 1:33.712		DIFFERENCE : 0.000		
LAP	SECTOR 1	SECTOR 2	LAP TIME	MPH	DIFF	TIME OF DAY
1 -		54.632	1:50.394	64.70	16.682	15:44:11.787
2 -	45.689	52.503	1:38.192 (3)	72.74	4.480	15:45:49.979
3 -	44.635	51.275	1:35.910 (2)	74.47	2.198	15:47:25.889
4 -	43.447	50.265	1:33.712 (1)	76.21		15:48:59.601

P17 16 R		Matthew WREN		Kawasaki - Broken Matt		
IDEAL LAP TIME : 1:39.444		BEST LAP TIME : 1:40.819		DIFFERENCE : 1.375		
LAP	SECTOR 1	SECTOR 2	LAP TIME	MPH	DIFF	TIME OF DAY
1 -		56.194	1:53.243 (3)	63.07	12.424	15:44:14.636
2 -	48.530	53.726	1:42.256 (2)	69.84	1.437	15:45:56.892
3 -	46.171	54.648	1:40.819 (1)	70.84		15:47:37.711

P18 114 R		Ricky MARTIN		Suzuki -		
IDEAL LAP TIME : 1:37.923		BEST LAP TIME : 1:37.923		DIFFERENCE : 0.000		
LAP	SECTOR 1	SECTOR 2	LAP TIME	MPH	DIFF	TIME OF DAY
1 -		54.359	1:48.928 (2)	65.57	11.005	15:44:10.321
2 -	45.169	52.754	1:37.923 (1)	72.94		15:45:48.244

P19 77		David MAY		Suzuki -		
IDEAL LAP TIME : 1:34.030		BEST LAP TIME : 1:39.751		DIFFERENCE : 5.721		
LAP	SECTOR 1	SECTOR 2	LAP TIME	MPH	DIFF	TIME OF DAY
1 -		50.328	1:39.751 (1)	71.60		15:44:01.144

BMCRC - MRO Championships 2015 - Rnd 10 @ Snetterton 200

Thunderbike Extreme

RACE 9 - BEST SECTORS

SECTOR 1			SECTOR 2			IDEAL / BEST COMPARISON						
POS	NO	NAME	TIME	NO	NAME	TIME	POS	NO	NAME	IDEAL	BEST	DIFF
									PERFECT LAP	1:28.843		
1	15	WAGHORN	40.924	422	DOOLAN	47.919	1	422	DOOLAN	1:29.395	1:30.066	0.671
2	422	DOOLAN	41.476	15	WAGHORN	48.829	2	15	WAGHORN	1:29.753	1:30.014	0.261
3	75	NEWMAN	41.722	75	NEWMAN	49.371	3	75	NEWMAN	1:31.093	1:31.257	0.164
4	40	SHELVEY	42.091	40	SHELVEY	49.573	4	40	SHELVEY	1:31.664	1:31.679	0.015
5	42	WOOD	42.343	41	ABRAHAM	49.651	5	69	RUSSO	1:32.454	1:32.454	0.000
6	69	RUSSO	42.601	69	RUSSO	49.853	6	41	ABRAHAM	1:32.539	1:32.703	0.164
7	41	ABRAHAM	42.888	57	WESTON	50.265	7	42	WOOD	1:32.875	1:33.392	0.517
8	57	WESTON	43.447	77	MAY	50.328	8	57	WESTON	1:33.712	1:33.712	0.000
9	77	MAY	43.702	42	WOOD	50.532	9	77	MAY	1:34.030	1:39.751	5.721
10	10	MASKELL	43.923	10	MASKELL	50.608	10	10	MASKELL	1:34.531	1:34.693	0.162
11	98	KIY	44.155	254	WINDAS	50.802	11	98	KIY	1:35.058	1:35.634	0.576
12	254	WINDAS	44.499	98	KIY	50.903	12	254	WINDAS	1:35.301	1:35.301	0.000
13	188	MANTELL	45.128	188	MANTELL	52.243	13	188	MANTELL	1:37.371	1:37.371	0.000
14	114	MARTIN	45.169	114	MARTIN	52.754	14	114	MARTIN	1:37.923	1:37.923	0.000
15	16	WREN	45.718	174	SKEELS-PIGGINS	53.320	15	174	SKEELS-PIGGINS	1:39.292	1:40.847	1.555
16	174	SKEELS-PIGGINS	45.972	192	ROWSWELL	53.644	16	16	WREN	1:39.444	1:40.819	1.375
17	192	ROWSWELL	46.332	16	WREN	53.726	17	192	ROWSWELL	1:39.976	1:40.399	0.423
18	28	NEMATI	47.200	28	NEMATI	54.663	18	28	NEMATI	1:41.863	1:41.863	0.000
19	5	BISHOP	49.177	5	BISHOP	57.281	19	5	BISHOP	1:46.458	1:46.902	0.444
20												

Weather / Track : Cloudy / Wet

Results can be found at www.tsl-timing.com

Snetterton 200

Circuit Length = 1.9840 miles

Start: 15:42 Flag 15:49 End: 15:51

Printed - 15:52 Saturday, 24 October 2015

BMCRC - MRO Championships 2015 - Rnd 10 @ Snetterton 200

Thunderbike Extreme

RACE 17 - CLASSIFICATION



POS	NO	CL	PIC NAME	ENTRY	LAPS	TIME	GAP	DIFF	MPH	BEST	ON
1	15		1 Jon WAGHORN	Suzuki -	7	10:23.514			80.18	1:27.309	6
2	40		2 David SHELVEY	Suzuki -	7	10:30.342	6.828	6.828	79.31	1:28.791	4
3	75		3 Paul NEWMAN	Honda - Leeway building services	7	10:45.545	22.031	15.203	77.45	1:29.215	3
4	69		4 Tony RUSSO	Suzuki - Titan Elevators	7	10:59.923	36.409	14.378	75.76	1:31.679	5
5	11	R	1 Josh HARVEY	Yamaha - NR Racing	7	11:01.698	38.184	1.775	75.55	1:30.488	5
6	10	R	2 Mark MASKELL	Suzuki - h4hrr.co.uk - Poppy Nursing Services	7	11:10.251	46.737	8.553	74.59	1:33.975	5
7	98	R	3 Thomas KIY	Kawasaki - myself	7	11:10.470	46.956	0.219	74.57	1:32.887	6
8	254		5 Rick WINDAS	Ducati - Army Medical Services	7	11:17.131	53.617	6.661	73.83	1:34.054	6
9	188		6 Barry MANTELL	Kawasaki - Streets Installations	7	11:18.858	55.344	1.727	73.64	1:33.895	6
10	114	R	4 Ricky MARTIN	Suzuki -	7	11:25.082	1:01.568	6.224	72.98	1:33.649	7
11	28		7 Dan NEMATI	Yamaha - Wayne Johnson	7	11:29.725	1:06.211	4.643	72.48	1:34.963	6
12	192	R	5 Ben ROWSWELL	Suzuki - Ben & Amy's Holiday Fund	7	11:30.093	1:06.579	0.368	72.45	1:35.689	5
13	174		8 Talan SKEELS-PIGGINS	Suzuki - McMillan Williams	7	11:58.631	1:35.117	28.538	69.57	1:38.727	6

NOT CLASSIFIED

DNF	422		Ben DOOLAN	YAMAHA - BD PLASTERING	6	9:00.227	1 Lap	1 Lap	79.32	1:28.309	2
DNF	57	R	Nicholas WESTON	Kawasaki - NWRacing	2	3:49.608	5 Laps	4 Laps	62.21	1:52.798	2
DNF	42		Alan WOOD	Suzuki - www.alanwoodracing.co.uk	0						

FASTEST LAP

15			Jon WAGHORN	Suzuki -	6	1:27.309			81.80 mph	131.65 kph
11	R		Josh HARVEY	Yamaha - NR Racing	5	1:30.488			78.93 mph	127.03 kph

Class - 90% of Race Speed = 72.16 mph
 Class R - 90% of Race Speed = 67.99 mph

Snetterton 200
 Circuit Length = 1.9840 miles
 Start: 09:38 Flag 09:49 End: 09:50

Weather / Track : Cloudy / Wet

These results are provisional until the conclusion of any judicial and technical matters.

Clerk Of Course :	Timekeeper :
-------------------	--------------

Results can be found at www.tsl-timing.com

Printed - 09:51 Sunday, 25 October 2015



BMCRC - MRO Championships 2015 - Rnd 10 @ Snetterton 200

Thunderbike Extreme

RACE 17 - LAP CHART

LAP 1 @ 09:40:16.371

NO	BEHIND	LAP TIME
15		1:33.542
422	2.044	1:35.586
40	2.319	1:35.861
75	2.555	1:36.097
10	7.568	1:41.110
98	10.462	1:44.004
69	10.782	1:44.324
254	11.230	1:44.772
188	11.687	1:45.229
11	12.281	1:45.823
28	14.606	1:48.148
114	15.293	1:48.835
192	16.161	1:49.703
174	19.197	1:52.739
57	23.268	1:56.810

LAP 2 @ 09:41:44.295

NO	BEHIND	LAP TIME
15		1:27.924
422	2.429	1:28.309
40	3.475	1:29.080
75	4.535	1:29.904
10	14.574	1:34.930
69	16.663	1:33.805
98	19.965	1:37.427
11	20.319	1:35.962
254	20.542	1:37.236
188	21.401	1:37.638
28	26.102	1:39.420
192	27.058	1:38.821
114	27.373	1:40.004
174	32.906	1:41.633
57	48.142	1:52.798

LAP 3 @ 09:43:12.427

NO	BEHIND	LAP TIME
15		1:28.132
422	3.689	1:29.392
40	4.445	1:29.102
75	5.618	1:29.215
10	21.195	1:34.753
69	21.470	1:32.939
11	23.572	1:31.385
98	27.028	1:35.195
254	28.528	1:36.118
188	29.287	1:36.018
192	36.147	1:37.221
28	36.280	1:38.310
114	36.412	1:37.171
174	46.735	1:41.961

LAP 4 @ 09:44:40.541

NO	BEHIND	LAP TIME
15		1:28.114
422	4.356	1:28.781
40	5.122	1:28.791
75	6.921	1:29.417
69	26.116	1:32.760
10	27.935	1:34.854
11	28.285	1:32.827

98	32.319	1:33.405
254	35.117	1:34.703
188	37.088	1:35.915
192	44.966	1:36.933
28	45.580	1:37.414
114	45.711	1:37.413
174	1:00.037	1:41.416

LAP 5 @ 09:46:08.871

NO	BEHIND	LAP TIME
15		1:28.330
422	5.422	1:29.396
40	6.062	1:29.270
75	12.836	1:34.245
69	29.465	1:31.679
11	30.443	1:30.488
10	33.580	1:33.975
98	37.629	1:33.640
254	41.264	1:34.477
188	44.655	1:35.897
114	51.590	1:34.209
192	52.325	1:35.689
28	53.132	1:35.882
174	1:12.019	1:40.312

LAP 6 @ 09:47:36.180

NO	BEHIND	LAP TIME
15		1:27.309
422	6.876	1:28.763
40	7.737	1:28.984
75	18.615	1:33.088
69	33.890	1:31.734
11	34.630	1:31.496
10	40.631	1:34.360
98	43.207	1:32.887
254	48.009	1:34.054
188	51.241	1:33.895
114	58.082	1:33.801
28	1:00.786	1:34.963
192	1:00.978	1:35.962
174	1:23.437	1:38.727

LAP 7 @ 09:49:06.343

NO	BEHIND	LAP TIME
15		1:30.163
40	6.828	1:29.254
75	22.031	1:33.579
69	36.409	1:32.682
11	38.184	1:33.717
10	46.737	1:36.269
98	46.956	1:33.912
254	53.617	1:35.771
188	55.344	1:34.266
114	1:01.568	1:33.649
28	1:06.211	1:35.588
192	1:06.579	1:35.764
174	1:35.117	1:41.843

Weather / Track : Cloudy / Wet

Results can be found at www.tsl-timing.com

Snetterton 200

Circuit Length = 1.9840 miles

Start: 09:38 Flag 09:49 End: 09:50

Printed - 09:52 Sunday, 25 October 2015

BMCRC - MRO Championships 2015 - Rnd 10 @ Snetterton 200

Thunderbike Extreme

RACE 17 - SECTOR ANALYSIS

SECTOR 1 = FL to I1, SECTOR 2 = I1 to FL, DIFF = Difference To Personal Best Lap

P1 15		Jon WAGHORN		Suzuki -		
IDEAL LAP TIME : 1:27.125		BEST LAP TIME : 1:27.309		DIFFERENCE : 0.184		
LAP	SECTOR 1	SECTOR 2	LAP TIME	MPH	DIFF	TIME OF DAY
1 -		47.874	1:33.542	76.35	6.233	09:40:16.371
2 -	40.118	47.806	1:27.924 (2)	81.23	0.615	09:41:44.295
3 -	40.317	47.815	1:28.132	81.04	0.823	09:43:12.427
4 -	40.258	47.856	1:28.114 (3)	81.06	0.805	09:44:40.541
5 -	40.569	47.761	1:28.330	80.86	1.021	09:46:08.871
6 -	40.302	47.007	1:27.309 (1)	81.80		09:47:36.180
7 -	40.418	49.745	1:30.163	79.21	2.854	09:49:06.343

P2 40		David SHELVEY		Suzuki -		
IDEAL LAP TIME : 1:28.186		BEST LAP TIME : 1:28.791		DIFFERENCE : 0.605		
LAP	SECTOR 1	SECTOR 2	LAP TIME	MPH	DIFF	TIME OF DAY
1 -		48.443	1:35.861	74.50	7.070	09:40:18.690
2 -	41.451	47.629	1:29.080 (3)	80.18	0.289	09:41:47.770
3 -	41.383	47.719	1:29.102	80.16	0.311	09:43:16.872
4 -	40.969	47.822	1:28.791 (1)	80.44		09:44:45.663
5 -	40.871	48.399	1:29.270	80.01	0.479	09:46:14.933
6 -	41.636	47.348	1:28.984 (2)	80.26	0.193	09:47:43.917
7 -	40.838	48.416	1:29.254	80.02	0.463	09:49:13.171

P3 75		Paul NEWMAN		Honda - Leeway building services		
IDEAL LAP TIME : 1:29.215		BEST LAP TIME : 1:29.215		DIFFERENCE : 0.000		
LAP	SECTOR 1	SECTOR 2	LAP TIME	MPH	DIFF	TIME OF DAY
1 -		48.522	1:36.097	74.32	6.882	09:40:18.926
2 -	41.569	48.335	1:29.904 (3)	79.44	0.689	09:41:48.830
3 -	41.345	47.870	1:29.215 (1)	80.05		09:43:18.045
4 -	41.371	48.046	1:29.417 (2)	79.87	0.202	09:44:47.462
5 -	41.989	52.256	1:34.245	75.78	5.030	09:46:21.707
6 -	41.389	51.699	1:33.088	76.72	3.873	09:47:54.795
7 -	42.967	50.612	1:33.579	76.32	4.364	09:49:28.374

P4 69		Tony RUSSO		Suzuki - Titan Elevators		
IDEAL LAP TIME : 1:31.351		BEST LAP TIME : 1:31.679		DIFFERENCE : 0.328		
LAP	SECTOR 1	SECTOR 2	LAP TIME	MPH	DIFF	TIME OF DAY
1 -		52.429	1:44.324	68.46	12.645	09:40:27.153
2 -	43.918	49.887	1:33.805	76.14	2.126	09:42:00.958
3 -	42.742	50.197	1:32.939	76.85	1.260	09:43:33.897
4 -	42.997	49.763	1:32.760	77.00	1.081	09:45:06.657
5 -	42.441	49.238	1:31.679 (1)	77.90		09:46:38.336
6 -	42.113	49.621	1:31.734 (2)	77.86	0.055	09:48:10.070
7 -	42.335	50.347	1:32.682 (3)	77.06	1.003	09:49:42.752

P5 11 R		Josh HARVEY		Yamaha - NR Racing		
IDEAL LAP TIME : 1:30.254		BEST LAP TIME : 1:30.488		DIFFERENCE : 0.234		
LAP	SECTOR 1	SECTOR 2	LAP TIME	MPH	DIFF	TIME OF DAY
1 -		52.985	1:45.823	67.49	15.335	09:40:28.652
2 -	44.328	51.634	1:35.962	74.43	5.474	09:42:04.614
3 -	42.825	48.560	1:31.385 (2)	78.15	0.897	09:43:35.999
4 -	41.785	51.042	1:32.827	76.94	2.339	09:45:08.826
5 -	42.019	48.469	1:30.488 (1)	78.93		09:46:39.314
6 -	41.973	49.523	1:31.496 (3)	78.06	1.008	09:48:10.810
7 -	42.710	51.007	1:33.717	76.21	3.229	09:49:44.527

P6 10 R		Mark MASKELL		Suzuki - h4hrr.co.uk - Poppy Nursing Services		
IDEAL LAP TIME : 1:33.860		BEST LAP TIME : 1:33.975		DIFFERENCE : 0.115		
LAP	SECTOR 1	SECTOR 2	LAP TIME	MPH	DIFF	TIME OF DAY

Weather / Track : Cloudy / Wet

Snetterton 200
Circuit Length = 1.9840 miles
Start: 09:38 Flag 09:49 End: 09:50

BMCRC - MRO Championships 2015 - Rnd 10 @ Snetterton 200

Thunderbike Extreme

RACE 17 - SECTOR ANALYSIS

SECTOR 1 = FL to I1, SECTOR 2 = I1 to FL, DIFF = Difference To Personal Best Lap

1 -		51.917	1:41.110	70.64	7.135	09:40:23.939
2 -	44.349	50.581	1:34.930	75.24	0.955	09:41:58.869
3 -	44.296	50.457	1:34.753 (3)	75.38	0.778	09:43:33.622
4 -	43.720	51.134	1:34.854	75.30	0.879	09:45:08.476
5 -	43.488	50.487	1:33.975 (1)	76.00		09:46:42.451
6 -	43.403	50.957	1:34.360 (2)	75.69	0.385	09:48:16.811
7 -	43.985	52.284	1:36.269	74.19	2.294	09:49:53.080

P7 98 R Thomas KIY		Kawasaki - myself				
IDEAL LAP TIME : 1:32.887		BEST LAP TIME : 1:32.887		DIFFERENCE : 0.000		
LAP	SECTOR 1	SECTOR 2	LAP TIME	MPH	DIFF	TIME OF DAY

1 -		53.371	1:44.004	68.67	11.117	09:40:26.833
2 -	44.545	52.882	1:37.427	73.31	4.540	09:42:04.260
3 -	44.511	50.684	1:35.195	75.03	2.308	09:43:39.455
4 -	42.848	50.557	1:33.405 (2)	76.46	0.518	09:45:12.860
5 -	42.766	50.874	1:33.640 (3)	76.27	0.753	09:46:46.500
6 -	42.715	50.172	1:32.887 (1)	76.89		09:48:19.387
7 -	43.397	50.515	1:33.912	76.05	1.025	09:49:53.299

P8 254 Rick WINDAS		Ducati - Army Medical Services				
IDEAL LAP TIME : 1:33.658		BEST LAP TIME : 1:34.054		DIFFERENCE : 0.396		
LAP	SECTOR 1	SECTOR 2	LAP TIME	MPH	DIFF	TIME OF DAY

1 -		52.784	1:44.772	68.17	10.718	09:40:27.601
2 -	44.604	52.632	1:37.236	73.45	3.182	09:42:04.837
3 -	44.677	51.441	1:36.118	74.31	2.064	09:43:40.955
4 -	43.194	51.509	1:34.703 (3)	75.42	0.649	09:45:15.658
5 -	43.656	50.821	1:34.477 (2)	75.60	0.423	09:46:50.135
6 -	42.837	51.217	1:34.054 (1)	75.94		09:48:24.189
7 -	44.068	51.703	1:35.771	74.57	1.717	09:49:59.960

P9 188 Barry MANTELL		Kawasaki - Streets Installations				
IDEAL LAP TIME : 1:33.594		BEST LAP TIME : 1:33.895		DIFFERENCE : 0.301		
LAP	SECTOR 1	SECTOR 2	LAP TIME	MPH	DIFF	TIME OF DAY

1 -		53.683	1:45.229	67.87	11.334	09:40:28.058
2 -	45.415	52.223	1:37.638	73.15	3.743	09:42:05.696
3 -	44.476	51.542	1:36.018	74.38	2.123	09:43:41.714
4 -	43.667	52.248	1:35.915	74.46	2.020	09:45:17.629
5 -	44.186	51.711	1:35.897 (3)	74.48	2.002	09:46:53.526
6 -	43.339	50.556	1:33.895 (1)	76.06		09:48:27.421
7 -	43.038	51.228	1:34.266 (2)	75.77	0.371	09:50:01.687

P10 114 R Ricky MARTIN		Suzuki -				
IDEAL LAP TIME : 1:33.470		BEST LAP TIME : 1:33.649		DIFFERENCE : 0.179		
LAP	SECTOR 1	SECTOR 2	LAP TIME	MPH	DIFF	TIME OF DAY

1 -		54.567	1:48.835	65.62	15.186	09:40:31.664
2 -	46.645	53.359	1:40.004	71.42	6.355	09:42:11.668
3 -	44.624	52.547	1:37.171	73.50	3.522	09:43:48.839
4 -	45.958	51.455	1:37.413	73.32	3.764	09:45:26.252
5 -	43.646	50.563	1:34.209 (3)	75.81	0.560	09:47:00.461
6 -	43.734	50.067	1:33.801 (2)	76.14	0.152	09:48:34.262
7 -	43.403	50.246	1:33.649 (1)	76.26		09:50:07.911

P11 28 Dan NEMATI		Yamaha - Wayne Johnson				
IDEAL LAP TIME : 1:34.963		BEST LAP TIME : 1:34.963		DIFFERENCE : 0.000		
LAP	SECTOR 1	SECTOR 2	LAP TIME	MPH	DIFF	TIME OF DAY

1 -		54.467	1:48.148	66.04	13.185	09:40:30.977
2 -	45.802	53.618	1:39.420	71.84	4.457	09:42:10.397
3 -	45.405	52.905	1:38.310	72.65	3.347	09:43:48.707
4 -	45.524	51.890	1:37.414	73.32	2.451	09:45:26.121

Weather / Track : Cloudy / Wet

Snetterton 200

Circuit Length = 1.9840 miles

Start: 09:38 Flag 09:49 End: 09:50

BMCRC - MRO Championships 2015 - Rnd 10 @ Snetterton 200

Thunderbike Extreme

RACE 17 - SECTOR ANALYSIS

SECTOR 1 = FL to I1, SECTOR 2 = I1 to FL, DIFF = Difference To Personal Best Lap

5 -	44.914	50.968	1:35.882 (3)	74.49	0.919	09:47:02.003
6 -	44.130	50.833	1:34.963 (1)	75.21		09:48:36.966
7 -	44.454	51.134	1:35.588 (2)	74.72	0.625	09:50:12.554

P12 192 R	Ben ROWSWELL		Suzuki - Ben & Amy's Holiday Fund			
IDEAL LAP TIME : 1:35.290		BEST LAP TIME : 1:35.689		DIFFERENCE : 0.399		
LAP	SECTOR 1	SECTOR 2	LAP TIME	MPH	DIFF	TIME OF DAY
1 -		55.593	1:49.703	65.10	14.014	09:40:32.532
2 -	44.958	53.863	1:38.821	72.27	3.132	09:42:11.353
3 -	44.791	52.430	1:37.221	73.46	1.532	09:43:48.574
4 -	44.998	51.935	1:36.933	73.68	1.244	09:45:25.507
5 -	44.256	51.433	1:35.689 (1)	74.64		09:47:01.196
6 -	43.977	51.985	1:35.962 (3)	74.43	0.273	09:48:37.158
7 -	43.857	51.907	1:35.764 (2)	74.58	0.075	09:50:12.922

P13 174	Talan SKEELS-PIGGINS		Suzuki - McMillan Williams			
IDEAL LAP TIME : 1:38.727		BEST LAP TIME : 1:38.727		DIFFERENCE : 0.000		
LAP	SECTOR 1	SECTOR 2	LAP TIME	MPH	DIFF	TIME OF DAY
1 -		55.948	1:52.739	63.35	14.012	09:40:35.568
2 -	46.623	55.010	1:41.633	70.27	2.906	09:42:17.201
3 -	47.207	54.754	1:41.961	70.05	3.234	09:43:59.162
4 -	46.659	54.757	1:41.416 (3)	70.42	2.689	09:45:40.578
5 -	46.607	53.705	1:40.312 (2)	71.20	1.585	09:47:20.890
6 -	45.138	53.589	1:38.727 (1)	72.34		09:48:59.617
7 -	46.667	55.176	1:41.843	70.13	3.116	09:50:41.460

P14 422	Ben DOOLAN		YAMAHA - BD PLASTERING			
IDEAL LAP TIME : 1:27.861		BEST LAP TIME : 1:28.309		DIFFERENCE : 0.448		
LAP	SECTOR 1	SECTOR 2	LAP TIME	MPH	DIFF	TIME OF DAY
1 -		49.038	1:35.586	74.72	7.277	09:40:18.415
2 -	40.958	47.351	1:28.309 (1)	80.88		09:41:46.724
3 -	41.180	48.212	1:29.392	79.90	1.083	09:43:16.116
4 -	41.092	47.689	1:28.781 (3)	80.45	0.472	09:44:44.897
5 -	41.282	48.114	1:29.396	79.89	1.087	09:46:14.293
6 -	40.690	48.073	1:28.763 (2)	80.46	0.454	09:47:43.056

P15 57 R	Nicholas WESTON		Kawasaki - NWRacing			
IDEAL LAP TIME : 1:49.458		BEST LAP TIME : 1:52.798		DIFFERENCE : 3.340		
LAP	SECTOR 1	SECTOR 2	LAP TIME	MPH	DIFF	TIME OF DAY
1 -		58.982	1:56.810 (2)	61.14	4.012	09:40:39.639
2 -	50.476	1:02.322	1:52.798 (1)	63.32		09:42:32.437

BMCRC - MRO Championships 2015 - Rnd 10 @ Snetterton 200

Thunderbike Extreme

RACE 17 - BEST SECTORS

SECTOR 1			SECTOR 2			IDEAL / BEST COMPARISON						
POS	NO	NAME	TIME	NO	NAME	TIME	POS	NO	NAME	IDEAL	BEST	DIFF
									PERFECT LAP	1:27.125		
1	15	WAGHORN	40.118	15	WAGHORN	47.007	1	15	WAGHORN	1:27.125	1:27.309	0.184
2	422	DOOLAN	40.510	40	SHELVEY	47.348	2	422	DOOLAN	1:27.861	1:28.309	0.448
3	40	SHELVEY	40.838	422	DOOLAN	47.351	3	40	SHELVEY	1:28.186	1:28.791	0.605
4	75	NEWMAN	41.345	75	NEWMAN	47.870	4	75	NEWMAN	1:29.215	1:29.215	0.000
5	11	HARVEY	41.785	11	HARVEY	48.469	5	11	HARVEY	1:30.254	1:30.488	0.234
6	69	RUSSO	42.113	69	RUSSO	49.238	6	69	RUSSO	1:31.351	1:31.679	0.328
7	98	KIY	42.715	114	MARTIN	50.067	7	98	KIY	1:32.887	1:32.887	0.000
8	254	WINDAS	42.837	98	KIY	50.172	8	114	MARTIN	1:33.470	1:33.649	0.179
9	188	MANTELL	43.038	10	MASKELL	50.457	9	188	MANTELL	1:33.594	1:33.895	0.301
10	10	MASKELL	43.403	188	MANTELL	50.556	10	254	WINDAS	1:33.658	1:34.054	0.396
11	114	MARTIN	43.403	254	WINDAS	50.821	11	10	MASKELL	1:33.860	1:33.975	0.115
12	192	ROWSWELL	43.857	28	NEMATI	50.833	12	28	NEMATI	1:34.963	1:34.963	0.000
13	28	NEMATI	44.130	192	ROWSWELL	51.433	13	192	ROWSWELL	1:35.290	1:35.689	0.399
14	174	SKEELS-PIGGINS	45.138	174	SKEELS-PIGGINS	53.589	14	174	SKEELS-PIGGINS	1:38.727	1:38.727	0.000
15	57	WESTON	50.476	57	WESTON	58.982	15	57	WESTON	1:49.458	1:52.798	3.340

Weather / Track : Cloudy / Wet

Results can be found at www.tsl-timing.com

Snetterton 200

Circuit Length = 1.9840 miles

Start: 09:38 Flag 09:49 End: 09:50

Printed - 09:52 Sunday, 25 October 2015

BMCRC - MRO Championships 2015 - Rnd 10 @ Snetterton 200

Thunderbike Extreme

RACE 9 - CLASSIFICATION



POS	NO	CL	PIC NAME	ENTRY	LAPS	TIME	GAP	DIFF	MPH	BEST	ON
1	15		1 Jon WAGHORN	Suzuki -	7	9:28.010			88.02	1:18.742	6
2	40		2 David SHELVEY	Suzuki -	7	9:28.549	0.539	0.539	87.93	1:18.979	6
3	11	R	1 Josh HARVEY	Yamaha - NR Racing	7	9:28.892	0.882	0.343	87.88	1:18.932	5
4	42		3 Alan WOOD	Suzuki - www.alanwoodracing.co.uk	7	9:29.053	1.043	0.161	87.86	1:18.647	6
5	75		4 Paul NEWMAN	Honda - Leeway building services	7	9:30.840	2.830	1.787	87.58	1:18.868	6
6	69		5 Tony RUSSO	Suzuki - Titan Elevators	7	9:32.820	4.810	1.980	87.28	1:19.529	6
7	77		6 David MAY	Suzuki -	7	9:40.052	12.042	7.232	86.19	1:18.792	7
8	188		7 Barry MANTELL	Kawasaki - Streets Installations	7	9:41.529	13.519	1.477	85.97	1:20.667	7
9	98	R	2 Thomas KIY	Kawasaki - myself	7	9:45.833	17.823	4.304	85.34	1:21.882	4
10	254		8 Rick WINDAS	Ducati - Army Medical Services	7	10:00.302	32.292	14.469	83.28	1:23.950	3
11	174		9 Talan SKEELS-PIGGINS	Suzuki - McMillan Williams	7	10:03.661	35.651	3.359	82.82	1:22.621	6
12	28		10 Dan NEMATI	Yamaha - Wayne Johnson	7	10:08.009	39.999	4.348	82.23	1:24.534	6
13	10	R	3 Mark MASKELL	Suzuki - h4hrr.co.uk - Poppy Nursing Services	7	10:08.314	40.304	0.305	82.19	1:23.676	5
14	114	R	4 Ricky MARTIN	Suzuki -	7	10:08.459	40.449	0.145	82.17	1:23.931	5
15	192	R	5 Ben ROWSWELL	Suzuki - Ben & Amy's Holiday Fund	7	10:30.411	1:02.401	21.952	79.30	1:27.861	5
16	16	R	6 Matthew WREN	Kawasaki - Broken Matt	6	9:29.632	1 Lap	1 Lap	75.23	1:32.401	6

NOT CLASSIFIED

DNF	92		Matt LAST	Suzuki - Phase 5 Technology	6	8:37.782	1 Lap		82.76	1:22.221	6
DNF	5		Nick BISHOP	Suzuki - Meltedsliders	5	7:23.071	2 Laps	1 Lap	80.60	1:25.564	3
DNF	57	R	Nicholas WESTON	Kawasaki - NWRacing	0						

FASTEST LAP

	42		Alan WOOD	Suzuki - www.alanwoodracing.co.uk	6	1:18.647			90.81 mph	146.15 kph	
	11	R	Josh HARVEY	Yamaha - NR Racing	5	1:18.932			90.48 mph	145.62 kph	

Class - 90% of Race Speed = 79.21 mph
 Class R - 90% of Race Speed = 79.09 mph

Snetterton 200
 Circuit Length = 1.9840 miles
 Start: 13:17 Flag 13:27 End: 13:28

Weather / Track : Cloudy / Drying

These results are provisional until the conclusion of any judicial and technical matters.

Clerk Of Course :	Timekeeper :
-------------------	--------------

Results can be found at www.tsl-timing.com

Printed - 13:28 Sunday, 25 October 2015



BMCRC - MRO Championships 2015 - Rnd 10 @ Snetterton 200

Thunderbike Extreme

RACE 9 - LAP CHART

LAP 1 @ 13:19:09.789			LAP 4 @ 13:23:12.408			LAP 7 @ 13:27:10.655		
NO	BEHIND	LAP TIME	NO	BEHIND	LAP TIME	NO	BEHIND	LAP TIME
15		1:27.144	15		1:20.168	15		1:19.975
40	0.678	1:27.822	40	0.307	1:20.075	40	0.539	1:20.020
75	1.074	1:28.218	11	1.302	1:19.539	11	0.882	1:19.854
69	2.237	1:29.381	42	1.960	1:19.220	42	1.043	1:18.731
11	2.926	1:30.070	75	2.441	1:21.294	16	1 Lap	1:32.401
188	3.698	1:30.842	69	3.581	1:21.102	75	2.830	1:19.925
42	4.240	1:31.384	188	8.039	1:21.958	69	4.810	1:19.663
98	4.303	1:31.447	77	8.772	1:21.162	77	12.042	1:18.792
254	5.706	1:32.850	98	8.781	1:21.882	188	13.519	1:20.667
77	7.356	1:34.500	254	16.070	1:24.727	98	17.823	1:22.529
28	7.789	1:34.933	28	22.555	1:25.396	254	32.292	1:25.235
10	9.041	1:36.185	174	22.789	1:24.901	174	35.651	1:23.852
92	9.450	1:36.594	92	23.168	1:25.152	28	39.999	1:25.725
174	9.690	1:36.834	10	24.425	1:24.847	10	40.304	1:25.700
192	10.792	1:37.936	114	24.777	1:24.894	114	40.449	1:25.322
114	10.839	1:37.983	5	26.462	1:25.781	192	1:02.401	1:28.311
5	11.544	1:38.688	192	36.374	1:29.333			
16	16.064	1:43.208	16	54.666	1:33.422			

LAP 2 @ 13:20:31.400			LAP 5 @ 13:24:31.938		
NO	BEHIND	LAP TIME	NO	BEHIND	LAP TIME
15		1:21.611	15		1:19.530
40	0.298	1:21.231	40	0.257	1:19.480
75	1.301	1:21.838	11	0.704	1:18.932
11	2.445	1:21.130	42	2.382	1:19.952
69	2.563	1:21.937	75	2.754	1:19.843
42	3.378	1:20.749	69	4.335	1:20.284
188	4.679	1:22.592	188	10.235	1:21.726
98	5.812	1:23.120	98	11.892	1:22.641
254	8.401	1:24.306	77	11.909	1:22.667
77	8.453	1:22.708	254	21.383	1:24.843
28	12.689	1:26.511	92	26.268	1:22.630
92	13.298	1:25.459	174	27.895	1:24.636
10	13.981	1:26.551	28	28.457	1:25.432
174	14.190	1:26.111	10	28.571	1:23.676
114	15.525	1:26.297	114	29.178	1:23.931
5	16.125	1:26.192	5	33.778	1:26.846
192	18.723	1:29.542	192	44.705	1:27.861
16	27.855	1:33.402	16	1:07.938	1:32.802

LAP 3 @ 13:21:52.240			LAP 6 @ 13:25:50.680		
NO	BEHIND	LAP TIME	NO	BEHIND	LAP TIME
15		1:20.840	15		1:18.742
40	0.400	1:20.942	40	0.494	1:18.979
75	1.315	1:20.854	11	1.003	1:19.041
11	1.931	1:20.326	42	2.287	1:18.647
69	2.647	1:20.924	75	2.880	1:18.868
42	2.908	1:20.370	69	5.122	1:19.529
188	6.249	1:22.410	188	12.827	1:21.334
98	7.067	1:22.095	77	13.225	1:20.058
77	7.778	1:20.165	98	15.269	1:22.119
254	11.511	1:23.950	254	27.032	1:24.391
28	17.327	1:25.478	92	29.747	1:22.221
174	18.056	1:24.706	174	31.774	1:22.621
92	18.184	1:25.726	28	34.249	1:24.534
10	19.746	1:26.605	10	34.579	1:24.750
114	20.051	1:25.366	114	35.102	1:24.666
5	20.849	1:25.564	192	54.065	1:28.102
192	27.209	1:29.326			
16	41.412	1:34.397			

Weather / Track : Cloudy / Drying

Results can be found at www.tsl-timing.com

Snetterton 200
Circuit Length = 1.9840 miles
Start: 13:17 Flag 13:27 End: 13:28

Printed - 13:29 Sunday, 25 October 2015

BMCRC - MRO Championships 2015 - Rnd 10 @ Snetterton 200

Thunderbike Extreme

RACE 9 - SECTOR ANALYSIS

SECTOR 1 = FL to I1, SECTOR 2 = I1 to FL, DIFF = Difference To Personal Best Lap

P1 15		Jon WAGHORN		Suzuki -		
IDEAL LAP TIME : 1:18.635		BEST LAP TIME : 1:18.742		DIFFERENCE : 0.107		
LAP	SECTOR 1	SECTOR 2	LAP TIME	MPH	DIFF	TIME OF DAY
1 -		44.380	1:27.144	81.96	8.402	13:19:09.789
2 -	37.477	44.134	1:21.611	87.51	2.869	13:20:31.400
3 -	37.091	43.749	1:20.840	88.35	2.098	13:21:52.240
4 -	36.888	43.280	1:20.168	89.09	1.426	13:23:12.408
5 -	36.762	42.768	1:19.530 (2)	89.80	0.788	13:24:31.938
6 -	36.545	42.197	1:18.742 (1)	90.70		13:25:50.680
7 -	36.438	43.537	1:19.975 (3)	89.30	1.233	13:27:10.655

P2 40		David SHELVEY		Suzuki -		
IDEAL LAP TIME : 1:18.656		BEST LAP TIME : 1:18.979		DIFFERENCE : 0.323		
LAP	SECTOR 1	SECTOR 2	LAP TIME	MPH	DIFF	TIME OF DAY
1 -		44.823	1:27.822	81.32	8.843	13:19:10.467
2 -	37.319	43.912	1:21.231	87.92	2.252	13:20:31.698
3 -	37.292	43.650	1:20.942	88.24	1.963	13:21:52.640
4 -	36.938	43.137	1:20.075	89.19	1.096	13:23:12.715
5 -	36.915	42.565	1:19.480 (2)	89.86	0.501	13:24:32.195
6 -	36.597	42.382	1:18.979 (1)	90.43		13:25:51.174
7 -	36.274	43.746	1:20.020 (3)	89.25	1.041	13:27:11.194

P3 11 R		Josh HARVEY		Yamaha - NR Racing		
IDEAL LAP TIME : 1:18.622		BEST LAP TIME : 1:18.932		DIFFERENCE : 0.310		
LAP	SECTOR 1	SECTOR 2	LAP TIME	MPH	DIFF	TIME OF DAY
1 -		45.307	1:30.070	79.29	11.138	13:19:12.715
2 -	38.266	42.864	1:21.130	88.03	2.198	13:20:33.845
3 -	37.353	42.973	1:20.326	88.91	1.394	13:21:54.171
4 -	36.676	42.863	1:19.539 (3)	89.79	0.607	13:23:13.710
5 -	36.986	41.946	1:18.932 (1)	90.48		13:24:32.642
6 -	36.878	42.163	1:19.041 (2)	90.36	0.109	13:25:51.683
7 -	36.892	42.962	1:19.854	89.44	0.922	13:27:11.537

P4 42		Alan WOOD		Suzuki - www.alanwoodracing.co.uk		
IDEAL LAP TIME : 1:18.139		BEST LAP TIME : 1:18.647		DIFFERENCE : 0.508		
LAP	SECTOR 1	SECTOR 2	LAP TIME	MPH	DIFF	TIME OF DAY
1 -		44.767	1:31.384	78.15	12.737	13:19:14.029
2 -	37.265	43.484	1:20.749	88.45	2.102	13:20:34.778
3 -	37.090	43.280	1:20.370	88.87	1.723	13:21:55.148
4 -	37.159	42.061	1:19.220 (3)	90.16	0.573	13:23:14.368
5 -	37.449	42.503	1:19.952	89.33	1.305	13:24:34.320
6 -	36.328	42.319	1:18.647 (1)	90.81		13:25:52.967
7 -	36.078	42.653	1:18.731 (2)	90.72	0.084	13:27:11.698

P5 75		Paul NEWMAN		Honda - Leeway building services		
IDEAL LAP TIME : 1:18.868		BEST LAP TIME : 1:18.868		DIFFERENCE : 0.000		
LAP	SECTOR 1	SECTOR 2	LAP TIME	MPH	DIFF	TIME OF DAY
1 -		44.158	1:28.218	80.96	9.350	13:19:10.863
2 -	38.332	43.506	1:21.838	87.27	2.970	13:20:32.701
3 -	38.007	42.847	1:20.854	88.33	1.986	13:21:53.555
4 -	37.207	44.087	1:21.294	87.86	2.426	13:23:14.849
5 -	37.133	42.710	1:19.843 (2)	89.45	0.975	13:24:34.692
6 -	36.984	41.884	1:18.868 (1)	90.56		13:25:53.560
7 -	37.570	42.355	1:19.925 (3)	89.36	1.057	13:27:13.485

P6 69		Tony RUSSO		Suzuki - Titan Elevators		
IDEAL LAP TIME : 1:19.459		BEST LAP TIME : 1:19.529		DIFFERENCE : 0.070		
LAP	SECTOR 1	SECTOR 2	LAP TIME	MPH	DIFF	TIME OF DAY

Weather / Track : Cloudy / Drying

Snetterton 200
Circuit Length = 1.9840 miles
Start: 13:17 Flag 13:27 End: 13:28

BMCRC - MRO Championships 2015 - Rnd 10 @ Snetterton 200

Thunderbike Extreme

RACE 9 - SECTOR ANALYSIS

SECTOR 1 = FL to I1, SECTOR 2 = I1 to FL, DIFF = Difference To Personal Best Lap

1 -		44.717	1:29.381	79.91	9.852	13:19:12.026
2 -	38.151	43.786	1:21.937	87.17	2.408	13:20:33.963
3 -	37.805	43.119	1:20.924	88.26	1.395	13:21:54.887
4 -	37.533	43.569	1:21.102	88.06	1.573	13:23:15.989
5 -	37.429	42.855	1:20.284 (3)	88.96	0.755	13:24:36.273
6 -	37.054	42.475	1:19.529 (1)	89.81		13:25:55.802
7 -	36.984	42.679	1:19.663 (2)	89.65	0.134	13:27:15.465

P7 77 David MAY		Suzuki -				
IDEAL LAP TIME : 1:18.792		BEST LAP TIME : 1:18.792		DIFFERENCE : 0.000		
LAP	SECTOR 1	SECTOR 2	LAP TIME	MPH	DIFF	TIME OF DAY

1 -		46.268	1:34.500	75.58	15.708	13:19:17.145
2 -	38.440	44.268	1:22.708	86.35	3.916	13:20:39.853
3 -	37.331	42.834	1:20.165 (3)	89.09	1.373	13:22:00.018
4 -	37.680	43.482	1:21.162	88.00	2.370	13:23:21.180
5 -	37.415	45.252	1:22.667	86.40	3.875	13:24:43.847
6 -	37.294	42.764	1:20.058 (2)	89.21	1.266	13:26:03.905
7 -	36.904	41.888	1:18.792 (1)	90.65		13:27:22.697

P8 188 Barry MANTELL		Kawasaki - Streets Installations				
IDEAL LAP TIME : 1:20.667		BEST LAP TIME : 1:20.667		DIFFERENCE : 0.000		
LAP	SECTOR 1	SECTOR 2	LAP TIME	MPH	DIFF	TIME OF DAY

1 -		45.529	1:30.842	78.62	10.175	13:19:13.487
2 -	38.578	44.014	1:22.592	86.47	1.925	13:20:36.079
3 -	38.376	44.034	1:22.410	86.67	1.743	13:21:58.489
4 -	37.870	44.088	1:21.958	87.14	1.291	13:23:20.447
5 -	37.760	43.966	1:21.726 (3)	87.39	1.059	13:24:42.173
6 -	38.033	43.301	1:21.334 (2)	87.81	0.667	13:26:03.507
7 -	37.670	42.997	1:20.667 (1)	88.54		13:27:24.174

P9 98 R Thomas KIY		Kawasaki - myself				
IDEAL LAP TIME : 1:21.667		BEST LAP TIME : 1:21.882		DIFFERENCE : 0.215		
LAP	SECTOR 1	SECTOR 2	LAP TIME	MPH	DIFF	TIME OF DAY

1 -		45.530	1:31.447	78.10	9.565	13:19:14.092
2 -	38.673	44.447	1:23.120	85.93	1.238	13:20:37.212
3 -	38.368	43.727	1:22.095 (2)	87.00	0.213	13:21:59.307
4 -	38.140	43.742	1:21.882 (1)	87.22		13:23:21.189
5 -	38.981	43.660	1:22.641	86.42	0.759	13:24:43.830
6 -	38.592	43.527	1:22.119 (3)	86.97	0.237	13:26:05.949
7 -	38.657	43.872	1:22.529	86.54	0.647	13:27:28.478

P10 254 Rick WINDAS		Ducati - Army Medical Services				
IDEAL LAP TIME : 1:23.950		BEST LAP TIME : 1:23.950		DIFFERENCE : 0.000		
LAP	SECTOR 1	SECTOR 2	LAP TIME	MPH	DIFF	TIME OF DAY

1 -		45.772	1:32.850	76.92	8.900	13:19:15.495
2 -	39.284	45.022	1:24.306 (2)	84.72	0.356	13:20:39.801
3 -	39.038	44.912	1:23.950 (1)	85.08		13:22:03.751
4 -	39.384	45.343	1:24.727	84.30	0.777	13:23:28.478
5 -	39.385	45.458	1:24.843	84.18	0.893	13:24:53.321
6 -	39.244	45.147	1:24.391 (3)	84.63	0.441	13:26:17.712
7 -	39.632	45.603	1:25.235	83.79	1.285	13:27:42.947

P11 174 Talan SKEELS-PIGGINS		Suzuki - McMillan Williams				
IDEAL LAP TIME : 1:22.621		BEST LAP TIME : 1:22.621		DIFFERENCE : 0.000		
LAP	SECTOR 1	SECTOR 2	LAP TIME	MPH	DIFF	TIME OF DAY

1 -		47.331	1:36.834	73.76	14.213	13:19:19.479
2 -	39.799	46.312	1:26.111	82.94	3.490	13:20:45.590
3 -	39.319	45.387	1:24.706	84.32	2.085	13:22:10.296
4 -	39.667	45.234	1:24.901	84.12	2.280	13:23:35.197

Weather / Track : Cloudy / Drying

Snetterton 200

Circuit Length = 1.9840 miles

Start: 13:17 Flag 13:27 End: 13:28

BMCRC - MRO Championships 2015 - Rnd 10 @ Snetterton 200

Thunderbike Extreme

RACE 9 - SECTOR ANALYSIS

SECTOR 1 = FL to I1, SECTOR 2 = I1 to FL, DIFF = Difference To Personal Best Lap

5 -	39.428	45.208	1:24.636 (3)	84.39	2.015	13:24:59.833
6 -	37.930	44.691	1:22.621 (1)	86.44		13:26:22.454
7 -	38.787	45.065	1:23.852 (2)	85.18	1.231	13:27:46.306

P12 28	Dan NEMATI		Yamaha - Wayne Johnson			
IDEAL LAP TIME : 1:24.439		BEST LAP TIME : 1:24.534	DIFFERENCE : 0.095			
LAP	SECTOR 1	SECTOR 2	LAP TIME	MPH	DIFF	TIME OF DAY
1 -		47.082	1:34.933	75.23	10.399	13:19:17.578
2 -	40.492	46.019	1:26.511	82.56	1.977	13:20:44.089
3 -	40.187	45.291	1:25.478	83.55	0.944	13:22:09.567
4 -	40.065	45.331	1:25.396 (2)	83.64	0.862	13:23:34.963
5 -	39.624	45.808	1:25.432 (3)	83.60	0.898	13:25:00.395
6 -	39.148	45.386	1:24.534 (1)	84.49		13:26:24.929
7 -	40.164	45.561	1:25.725	83.31	1.191	13:27:50.654

P13 10 R	Mark MASKELL		Suzuki - h4hrr.co.uk - Poppy Nursing Services			
IDEAL LAP TIME : 1:23.676		BEST LAP TIME : 1:23.676	DIFFERENCE : 0.000			
LAP	SECTOR 1	SECTOR 2	LAP TIME	MPH	DIFF	TIME OF DAY
1 -		48.326	1:36.185	74.25	12.509	13:19:18.830
2 -	40.046	46.505	1:26.551	82.52	2.875	13:20:45.381
3 -	39.676	46.929	1:26.605	82.47	2.929	13:22:11.986
4 -	39.471	45.376	1:24.847 (3)	84.18	1.171	13:23:36.833
5 -	38.790	44.886	1:23.676 (1)	85.35		13:25:00.509
6 -	39.282	45.468	1:24.750 (2)	84.27	1.074	13:26:25.259
7 -	40.091	45.609	1:25.700	83.34	2.024	13:27:50.959

P14 114 R	Ricky MARTIN		Suzuki -			
IDEAL LAP TIME : 1:23.931		BEST LAP TIME : 1:23.931	DIFFERENCE : 0.000			
LAP	SECTOR 1	SECTOR 2	LAP TIME	MPH	DIFF	TIME OF DAY
1 -		48.275	1:37.983	72.89	14.052	13:19:20.628
2 -	40.074	46.223	1:26.297	82.76	2.366	13:20:46.925
3 -	39.716	45.650	1:25.366	83.66	1.435	13:22:12.291
4 -	40.157	44.737	1:24.894 (3)	84.13	0.963	13:23:37.185
5 -	39.405	44.526	1:23.931 (1)	85.10		13:25:01.116
6 -	39.510	45.156	1:24.666 (2)	84.36	0.735	13:26:25.782
7 -	39.837	45.485	1:25.322	83.71	1.391	13:27:51.104

P15 192 R	Ben ROWSWELL		Suzuki - Ben & Amy's Holiday Fund			
IDEAL LAP TIME : 1:27.636		BEST LAP TIME : 1:27.861	DIFFERENCE : 0.225			
LAP	SECTOR 1	SECTOR 2	LAP TIME	MPH	DIFF	TIME OF DAY
1 -		48.322	1:37.936	72.93	10.075	13:19:20.581
2 -	41.666	47.876	1:29.542	79.76	1.681	13:20:50.123
3 -	42.217	47.109	1:29.326	79.96	1.465	13:22:19.449
4 -	42.002	47.331	1:29.333	79.95	1.472	13:23:48.782
5 -	41.644	46.217	1:27.861 (1)	81.29		13:25:16.643
6 -	41.559	46.543	1:28.102 (2)	81.07	0.241	13:26:44.745
7 -	41.419	46.892	1:28.311 (3)	80.87	0.450	13:28:13.056

P16 16 R	Matthew WREN		Kawasaki - Broken Matt			
IDEAL LAP TIME :		BEST LAP TIME : 1:32.401	DIFFERENCE :			
LAP	SECTOR 1	SECTOR 2	LAP TIME	MPH	DIFF	TIME OF DAY
1 -			1:43.208	69.20	10.807	13:19:25.853
2 -			1:33.402 (3)	76.47	1.001	13:20:59.255
3 -			1:34.397	75.66	1.996	13:22:33.652
4 -			1:33.422	76.45	1.021	13:24:07.074
5 -			1:32.802 (2)	76.96	0.401	13:25:39.876
6 -			1:32.401 (1)	77.29		13:27:12.277

Weather / Track : Cloudy / Drying

Snetterton 200

Circuit Length = 1.9840 miles

Start: 13:17 Flag 13:27 End: 13:28

BMCRC - MRO Championships 2015 - Rnd 10 @ Snetterton 200

Thunderbike Extreme

RACE 9 - SECTOR ANALYSIS

SECTOR 1 = FL to I1, SECTOR 2 = I1 to FL, DIFF = Difference To Personal Best Lap

P17 92		Matt LAST		Suzuki - Phase 5 Technology		
IDEAL LAP TIME : 1:22.221		BEST LAP TIME : 1:22.221		DIFFERENCE : 0.000		
LAP	SECTOR 1	SECTOR 2	LAP TIME	MPH	DIFF	TIME OF DAY
1 -		47.347	1:36.594	73.94	14.373	13:19:19.239
2 -	39.334	46.125	1:25.459	83.57	3.238	13:20:44.698
3 -	40.235	45.491	1:25.726	83.31	3.505	13:22:10.424
4 -	39.564	45.588	1:25.152 (3)	83.87	2.931	13:23:35.576
5 -	38.216	44.414	1:22.630 (2)	86.44	0.409	13:24:58.206
6 -	37.955	44.266	1:22.221 (1)	86.86		13:26:20.427

P18 5		Nick BISHOP		Suzuki - Meltedsliders		
IDEAL LAP TIME : 1:25.564		BEST LAP TIME : 1:25.564		DIFFERENCE : 0.000		
LAP	SECTOR 1	SECTOR 2	LAP TIME	MPH	DIFF	TIME OF DAY
1 -		47.773	1:38.688	72.37	13.124	13:19:21.333
2 -	40.632	45.560	1:26.192 (3)	82.86	0.628	13:20:47.525
3 -	40.144	45.420	1:25.564 (1)	83.47		13:22:13.089
4 -	40.155	45.626	1:25.781 (2)	83.26	0.217	13:23:38.870
5 -	40.792	46.054	1:26.846	82.24	1.282	13:25:05.716

BMCRC - MRO Championships 2015 - Rnd 10 @ Snetterton 200

Thunderbike Extreme

RACE 9 - BEST SECTORS

SECTOR 1			SECTOR 2			IDEAL / BEST COMPARISON						
POS	NO	NAME	TIME	NO	NAME	TIME	POS	NO	NAME	IDEAL	BEST	DIFF
									PERFECT LAP	1:17.962		
1	42	WOOD	36.078	75	NEWMAN	41.884	1	42	WOOD	1:18.139	1:18.647	0.508
2	40	SHELVEY	36.274	77	MAY	41.888	2	11	HARVEY	1:18.622	1:18.932	0.310
3	15	WAGHORN	36.438	11	HARVEY	41.946	3	15	WAGHORN	1:18.635	1:18.742	0.107
4	11	HARVEY	36.676	42	WOOD	42.061	4	40	SHELVEY	1:18.656	1:18.979	0.323
5	77	MAY	36.904	15	WAGHORN	42.197	5	77	MAY	1:18.792	1:18.792	0.000
6	69	RUSSO	36.984	40	SHELVEY	42.382	6	75	NEWMAN	1:18.868	1:18.868	0.000
7	75	NEWMAN	36.984	69	RUSSO	42.475	7	69	RUSSO	1:19.459	1:19.529	0.070
8	188	MANTELL	37.670	188	MANTELL	42.997	8	188	MANTELL	1:20.667	1:20.667	0.000
9	174	SKEELS-PIGGINS	37.930	98	KIY	43.527	9	98	KIY	1:21.667	1:21.882	0.215
10	92	LAST	37.955	92	LAST	44.266	10	92	LAST	1:22.221	1:22.221	0.000
11	98	KIY	38.140	114	MARTIN	44.526	11	174	SKEELS-PIGGINS	1:22.621	1:22.621	0.000
12	10	MASKELL	38.790	174	SKEELS-PIGGINS	44.691	12	10	MASKELL	1:23.676	1:23.676	0.000
13	254	WINDAS	39.038	10	MASKELL	44.886	13	114	MARTIN	1:23.931	1:23.931	0.000
14	28	NEMATI	39.148	254	WINDAS	44.912	14	254	WINDAS	1:23.950	1:23.950	0.000
15	114	MARTIN	39.405	28	NEMATI	45.291	15	28	NEMATI	1:24.439	1:24.534	0.095
16	5	BISHOP	40.144	5	BISHOP	45.420	16	5	BISHOP	1:25.564	1:25.564	0.000
17	192	ROWSWELL	41.419	192	ROWSWELL	46.217	17	192	ROWSWELL	1:27.636	1:27.861	0.225
18							18	16	WREN		1:32.401	
19												

Weather / Track : Cloudy / Drying

Results can be found at www.tsl-timing.com

Snetterton 200

Circuit Length = 1.9840 miles

Start: 13:17 Flag 13:27 End: 13:28

Printed - 13:29 Sunday, 25 October 2015

BMCRC - MRO Championships 2015 - Rnd 10 @ Snetterton 200

Thunderbike Extreme

RACE 17 - CLASSIFICATION



POS	NO	CL	PIC NAME	ENTRY	LAPS	TIME	GAP	DIFF	MPH	BEST	ON
1	15		1 Jon WAGHORN	Suzuki -	7	9:15.091			90.07	1:18.012	6
2	40		2 David SHELVEY	Suzuki -	7	9:16.554	1.463	1.463	89.83	1:18.243	5
3	42		3 Alan WOOD	Suzuki - www.alanwoodracing.co.uk	7	9:16.656	1.565	0.102	89.81	1:17.274	7
4	75		4 Paul NEWMAN	Honda - Leeway building services	7	9:23.058	7.967	6.402	88.79	1:18.732	6
5	77		5 David MAY	Suzuki -	7	9:23.222	8.131	0.164	88.77	1:18.609	6
6	69		6 Tony RUSSO	Suzuki - Titan Elevators	7	9:24.546	9.455	1.324	88.56	1:18.701	6
7	188		7 Barry MANTELL	Kawasaki - Streets Installations	7	9:32.994	17.903	8.448	87.25	1:20.608	2
8	11	R	1 Josh HARVEY	Yamaha - NR Racing	7	9:36.241	21.150	3.247	86.76	1:19.885	6
9	98	R	2 Thomas KIY	Kawasaki - myself	7	9:37.591	22.500	1.350	86.56	1:19.928	7
10	174		8 Talan SKEELS-PIGGINS	Suzuki - McMillan Williams	7	9:37.656	22.565	0.065	86.55	1:20.367	7
11	28		9 Dan NEMATI	Yamaha - Wayne Johnson	7	9:53.130	38.039	15.474	84.29	1:23.079	6
12	5		10 Nick BISHOP	Suzuki - Meltedsliders	7	9:53.461	38.370	0.331	84.24	1:22.591	6
13	254		11 Rick WINDAS	Ducati - Army Medical Services	7	9:56.107	41.016	2.646	83.87	1:23.420	6
14	114	R	3 Ricky MARTIN	Suzuki -	7	9:59.318	44.227	3.211	83.42	1:23.912	4
15	192*	R	4 Ben ROWSWELL	Suzuki - Ben & Amy's Holiday Fund	7	10:29.381	1:14.290	30.063	79.43	1:26.347	7
16	27		12 Marcus GOOSE	Honda -	7	10:30.053	1:14.962	0.672	79.35	1:28.128	5
17	16	R	5 Matthew WREN	Kawasaki - Broken Matt	7	10:42.883	1:27.792	12.830	77.77	1:29.825	4
NOT CLASSIFIED											
DNF	57	R	Nicholas WESTON	Kawasaki - NWRacing	0						

FASTEST LAP

42			Alan WOOD	Suzuki - www.alanwoodracing.co.uk	7	1:17.274	92.43 mph	148.75 kph
11	R		Josh HARVEY	Yamaha - NR Racing	6	1:19.885	89.41 mph	143.89 kph

* No. 192 - 10 second penalty - jump start
 Class - 90% of Race Speed = 81.06 mph
 Class R - 90% of Race Speed = 78.08 mph

Snetterton 200
 Circuit Length = 1.9840 miles
 Start: 15:36 Flag 15:45 End: 15:47

Weather / Track : Cloudy / Dry

These results are provisional until the conclusion of any judicial and technical matters.

Clerk Of Course :	Timekeeper :
-------------------	--------------

Results can be found at www.tsl-timing.com

Printed - 15:47 Sunday, 25 October 2015



BMCRRC - MRO Championships 2015 - Rnd 10 @ Snetterton 200

Thunderbike Extreme

RACE 17 - LAP CHART

LAP 1 @ 15:37:57.052			LAP 4 @ 15:41:52.867			LAP 7 @ 15:45:47.763		
NO	BEHIND	LAP TIME	NO	BEHIND	LAP TIME	NO	BEHIND	LAP TIME
15		1:24.380	15		1:18.459	15		1:18.618
40	0.762	1:25.142	40	0.455	1:18.393	40	1.463	1:18.726
75	1.142	1:25.522	42	3.311	1:18.267	42	1.565	1:17.274
42	1.745	1:26.125	75	4.608	1:19.498	75	7.967	1:20.516
77	1.779	1:26.159	77	5.575	1:18.819	77	8.131	1:20.179
188	2.563	1:26.943	69	7.235	1:19.583	69	9.455	1:19.501
69	3.279	1:27.659	188	9.745	1:20.766	188	17.903	1:21.005
11	4.642	1:29.022	11	14.939	1:22.321	11	21.150	1:20.328
98	6.036	1:30.416	98	15.297	1:20.790	98	22.500	1:19.928
174	6.519	1:30.899	174	15.321	1:20.683	174	22.565	1:20.367
28	6.975	1:31.355	28	23.355	1:24.382	28	38.039	1:23.160
254	7.923	1:32.303	254	24.024	1:24.261	5	38.370	1:23.230
114	8.718	1:33.098	5	24.090	1:24.017	254	41.016	1:23.836
5	9.175	1:33.555	114	25.428	1:23.912	114	44.227	1:24.932
192	10.691	1:35.071	192	38.118	1:28.545	192	1:04.290	1:26.347
27	12.201	1:36.581	27	44.663	1:29.006	27	1:14.962	1:28.594
16	13.866	1:38.246	16	49.174	1:29.825	16	1:27.792	1:30.603

LAP 2 @ 15:39:16.068			LAP 5 @ 15:43:11.133		
NO	BEHIND	LAP TIME	NO	BEHIND	LAP TIME
15		1:19.016	15		1:18.266
40	0.463	1:18.717	40	0.432	1:18.243
42	0.707	1:17.978	42	3.247	1:18.202
75	1.409	1:19.283	75	5.349	1:19.007
77	2.836	1:20.073	77	5.973	1:18.664
188	4.155	1:20.608	69	7.883	1:18.914
69	4.302	1:20.039	188	12.852	1:21.373
11	7.309	1:21.683	11	17.567	1:20.894
174	10.046	1:22.543	98	18.128	1:21.097
98	10.133	1:23.113	174	18.167	1:21.112
28	11.890	1:23.931	28	28.430	1:23.341
254	12.777	1:23.870	5	29.179	1:23.355
5	13.159	1:23.000	254	30.390	1:24.632
114	14.350	1:24.648	114	31.645	1:24.483
192	18.418	1:26.743	192	47.470	1:27.618
27	22.743	1:29.558	27	54.525	1:28.128
16	25.323	1:30.473	16	1:03.057	1:32.149

LAP 3 @ 15:40:34.408			LAP 6 @ 15:44:29.145		
NO	BEHIND	LAP TIME	NO	BEHIND	LAP TIME
15		1:18.340	15		1:18.012
40	0.521	1:18.398	40	1.355	1:18.935
42	3.503	1:21.136	42	2.909	1:17.674
75	3.569	1:20.500	75	6.069	1:18.732
77	5.215	1:20.719	77	6.570	1:18.609
69	6.111	1:20.149	69	8.572	1:18.701
188	7.438	1:21.623	188	15.516	1:20.676
11	11.077	1:22.108	11	19.440	1:19.885
98	12.966	1:21.173	174	20.816	1:20.661
174	13.097	1:21.391	98	21.190	1:21.074
28	17.432	1:23.882	28	33.497	1:23.079
254	18.222	1:23.785	5	33.758	1:22.591
5	18.532	1:23.713	254	35.798	1:23.420
114	19.975	1:23.965	114	37.913	1:24.280
192	28.032	1:27.954	192	56.561	1:27.103
27	34.116	1:29.713	27	1:04.986	1:28.473
16	37.808	1:30.825	16	1:15.807	1:30.762

Weather / Track : Cloudy / Dry

Results can be found at www.tsl-timing.com

Snetterton 200
Circuit Length = 1.9840 miles
Start: 15:36 Flag 15:45 End: 15:47

Printed - 15:48 Sunday, 25 October 2015

BMCRC - MRO Championships 2015 - Rnd 10 @ Snetterton 200

Thunderbike Extreme

RACE 17 - SECTOR ANALYSIS

SECTOR 1 = FL to I1, SECTOR 2 = I1 to FL, DIFF = Difference To Personal Best Lap

P1 15		Jon WAGHORN		Suzuki -		
IDEAL LAP TIME : 1:17.963		BEST LAP TIME : 1:18.012		DIFFERENCE : 0.049		
LAP	SECTOR 1	SECTOR 2	LAP TIME	MPH	DIFF	TIME OF DAY
1 -		42.482	1:24.380	84.64	6.368	15:37:57.052
2 -	36.510	42.506	1:19.016	90.39	1.004	15:39:16.068
3 -	36.446	41.894	1:18.340 (3)	91.17	0.328	15:40:34.408
4 -	36.353	42.106	1:18.459	91.03	0.447	15:41:52.867
5 -	36.320	41.946	1:18.266 (2)	91.25	0.254	15:43:11.133
6 -	36.369	41.643	1:18.012 (1)	91.55		15:44:29.145
7 -	36.378	42.240	1:18.618	90.85	0.606	15:45:47.763

P2 40		David SHELVEY		Suzuki -		
IDEAL LAP TIME : 1:18.229		BEST LAP TIME : 1:18.243		DIFFERENCE : 0.014		
LAP	SECTOR 1	SECTOR 2	LAP TIME	MPH	DIFF	TIME OF DAY
1 -		42.649	1:25.142	83.88	6.899	15:37:57.814
2 -	36.596	42.121	1:18.717	90.73	0.474	15:39:16.531
3 -	36.502	41.896	1:18.398 (3)	91.10	0.155	15:40:34.929
4 -	36.666	41.727	1:18.393 (2)	91.11	0.150	15:41:53.322
5 -	36.510	41.733	1:18.243 (1)	91.28		15:43:11.565
6 -	37.010	41.925	1:18.935	90.48	0.692	15:44:30.500
7 -	36.846	41.880	1:18.726	90.72	0.483	15:45:49.226

P3 42		Alan WOOD		Suzuki - www.alanwoodracing.co.uk		
IDEAL LAP TIME : 1:17.274		BEST LAP TIME : 1:17.274		DIFFERENCE : 0.000		
LAP	SECTOR 1	SECTOR 2	LAP TIME	MPH	DIFF	TIME OF DAY
1 -		42.871	1:26.125	82.93	8.851	15:37:58.797
2 -	36.518	41.460	1:17.978 (3)	91.59	0.704	15:39:16.775
3 -	37.606	43.530	1:21.136	88.03	3.862	15:40:37.911
4 -	36.377	41.890	1:18.267	91.25	0.993	15:41:56.178
5 -	36.190	42.012	1:18.202	91.33	0.928	15:43:14.380
6 -	36.128	41.546	1:17.674 (2)	91.95	0.400	15:44:32.054
7 -	36.046	41.228	1:17.274 (1)	92.43		15:45:49.328

P4 75		Paul NEWMAN		Honda - Leeway building services		
IDEAL LAP TIME : 1:18.572		BEST LAP TIME : 1:18.732		DIFFERENCE : 0.160		
LAP	SECTOR 1	SECTOR 2	LAP TIME	MPH	DIFF	TIME OF DAY
1 -		42.383	1:25.522	83.51	6.790	15:37:58.194
2 -	37.154	42.129	1:19.283 (3)	90.08	0.551	15:39:17.477
3 -	38.005	42.495	1:20.500	88.72	1.768	15:40:37.977
4 -	37.417	42.081	1:19.498	89.84	0.766	15:41:57.475
5 -	37.199	41.808	1:19.007 (2)	90.40	0.275	15:43:16.482
6 -	36.764	41.968	1:18.732 (1)	90.71		15:44:35.214
7 -	37.413	43.103	1:20.516	88.70	1.784	15:45:55.730

P5 77		David MAY		Suzuki -		
IDEAL LAP TIME : 1:18.566		BEST LAP TIME : 1:18.609		DIFFERENCE : 0.043		
LAP	SECTOR 1	SECTOR 2	LAP TIME	MPH	DIFF	TIME OF DAY
1 -		42.970	1:26.159	82.89	7.550	15:37:58.831
2 -	37.963	42.110	1:20.073	89.20	1.464	15:39:18.904
3 -	37.355	43.364	1:20.719	88.48	2.110	15:40:39.623
4 -	36.846	41.973	1:18.819 (3)	90.61	0.210	15:41:58.442
5 -	36.714	41.950	1:18.664 (2)	90.79	0.055	15:43:17.106
6 -	36.757	41.852	1:18.609 (1)	90.86		15:44:35.715
7 -	37.193	42.986	1:20.179	89.08	1.570	15:45:55.894

P6 69		Tony RUSSO		Suzuki - Titan Elevators		
IDEAL LAP TIME : 1:18.701		BEST LAP TIME : 1:18.701		DIFFERENCE : 0.000		
LAP	SECTOR 1	SECTOR 2	LAP TIME	MPH	DIFF	TIME OF DAY

Weather / Track : Cloudy / Dry

Snetterton 200
Circuit Length = 1.9840 miles
Start: 15:36 Flag 15:45 End: 15:47

BMCRC - MRO Championships 2015 - Rnd 10 @ Snetterton 200

Thunderbike Extreme

RACE 17 - SECTOR ANALYSIS

SECTOR 1 = FL to I1, SECTOR 2 = I1 to FL, DIFF = Difference To Personal Best Lap

1 -		42.913	1:27.659	81.48	8.958	15:38:00.331
2 -	37.333	42.706	1:20.039	89.23	1.338	15:39:20.370
3 -	37.702	42.447	1:20.149	89.11	1.448	15:40:40.519
4 -	37.012	42.571	1:19.583	89.74	0.882	15:42:00.102
5 -	36.805	42.109	1:18.914 (2)	90.51	0.213	15:43:19.016
6 -	36.704	41.997	1:18.701 (1)	90.75		15:44:37.717
7 -	36.950	42.551	1:19.501 (3)	89.84	0.800	15:45:57.218

P7 188 Barry MANTELL		Kawasaki - Streets Installations				
IDEAL LAP TIME : 1:20.580		BEST LAP TIME : 1:20.608		DIFFERENCE : 0.028		
LAP	SECTOR 1	SECTOR 2	LAP TIME	MPH	DIFF	TIME OF DAY
1 -		43.116	1:26.943	82.15	6.335	15:37:59.615
2 -	37.709	42.899	1:20.608 (1)	88.60		15:39:20.223
3 -	38.299	43.324	1:21.623	87.50	1.015	15:40:41.846
4 -	37.681	43.085	1:20.766 (3)	88.43	0.158	15:42:02.612
5 -	38.172	43.201	1:21.373	87.77	0.765	15:43:23.985
6 -	37.762	42.914	1:20.676 (2)	88.53	0.068	15:44:44.661
7 -	37.683	43.322	1:21.005	88.17	0.397	15:46:05.666

P8 11 R Josh HARVEY		Yamaha - NR Racing				
IDEAL LAP TIME : 1:19.856		BEST LAP TIME : 1:19.885		DIFFERENCE : 0.029		
LAP	SECTOR 1	SECTOR 2	LAP TIME	MPH	DIFF	TIME OF DAY
1 -		43.916	1:29.022	80.23	9.137	15:38:01.694
2 -	38.034	43.649	1:21.683	87.44	1.798	15:39:23.377
3 -	38.818	43.290	1:22.108	86.98	2.223	15:40:45.485
4 -	38.242	44.079	1:22.321	86.76	2.436	15:42:07.806
5 -	37.629	43.265	1:20.894 (3)	88.29	1.009	15:43:28.700
6 -	37.193	42.692	1:19.885 (1)	89.41		15:44:48.585
7 -	37.665	42.663	1:20.328 (2)	88.91	0.443	15:46:08.913

P9 98 R Thomas KIY		Kawasaki - myself				
IDEAL LAP TIME : 1:19.928		BEST LAP TIME : 1:19.928		DIFFERENCE : 0.000		
LAP	SECTOR 1	SECTOR 2	LAP TIME	MPH	DIFF	TIME OF DAY
1 -		44.549	1:30.416	78.99	10.488	15:38:03.088
2 -	38.642	44.471	1:23.113	85.93	3.185	15:39:26.201
3 -	37.839	43.334	1:21.173	87.99	1.245	15:40:47.374
4 -	38.175	42.615	1:20.790 (2)	88.40	0.862	15:42:08.164
5 -	37.912	43.185	1:21.097	88.07	1.169	15:43:29.261
6 -	38.214	42.860	1:21.074 (3)	88.09	1.146	15:44:50.335
7 -	37.783	42.145	1:19.928 (1)	89.36		15:46:10.263

P10 174 Talan SKEELS-PIGGINS		Suzuki - McMillan Williams				
IDEAL LAP TIME : 1:20.367		BEST LAP TIME : 1:20.367		DIFFERENCE : 0.000		
LAP	SECTOR 1	SECTOR 2	LAP TIME	MPH	DIFF	TIME OF DAY
1 -		44.736	1:30.899	78.57	10.532	15:38:03.571
2 -	38.221	44.322	1:22.543	86.53	2.176	15:39:26.114
3 -	37.763	43.628	1:21.391	87.75	1.024	15:40:47.505
4 -	37.494	43.189	1:20.683 (3)	88.52	0.316	15:42:08.188
5 -	37.318	43.794	1:21.112	88.05	0.745	15:43:29.300
6 -	37.493	43.168	1:20.661 (2)	88.55	0.294	15:44:49.961
7 -	37.296	43.071	1:20.367 (1)	88.87		15:46:10.328

P11 28 Dan NEMATI		Yamaha - Wayne Johnson				
IDEAL LAP TIME : 1:23.001		BEST LAP TIME : 1:23.079		DIFFERENCE : 0.078		
LAP	SECTOR 1	SECTOR 2	LAP TIME	MPH	DIFF	TIME OF DAY
1 -		44.787	1:31.355	78.18	8.276	15:38:04.027
2 -	39.463	44.468	1:23.931	85.10	0.852	15:39:27.958
3 -	39.123	44.759	1:23.882	85.14	0.803	15:40:51.840
4 -	39.291	45.091	1:24.382	84.64	1.303	15:42:16.222

Weather / Track : Cloudy / Dry

Snetterton 200

Circuit Length = 1.9840 miles

Start: 15:36 Flag 15:45 End: 15:47

BMCRC - MRO Championships 2015 - Rnd 10 @ Snetterton 200

Thunderbike Extreme

RACE 17 - SECTOR ANALYSIS

SECTOR 1 = FL to I1, SECTOR 2 = I1 to FL, DIFF = Difference To Personal Best Lap

5 -	39.152	44.189	1:23.341 (3)	85.70	0.262	15:43:39.563
6 -	38.812	44.267	1:23.079 (1)	85.97		15:45:02.642
7 -	38.900	44.260	1:23.160 (2)	85.88	0.081	15:46:25.802

P12	5	Nick BISHOP	Suzuki - Meltedsliders			
IDEAL LAP TIME : 1:22.283		BEST LAP TIME : 1:22.591		DIFFERENCE : 0.308		
LAP	SECTOR 1	SECTOR 2	LAP TIME	MPH	DIFF	TIME OF DAY
1 -		45.373	1:33.555	76.34	10.964	15:38:06.227
2 -	39.195	43.805	1:23.000 (2)	86.05	0.409	15:39:29.227
3 -	38.800	44.913	1:23.713	85.32	1.122	15:40:52.940
4 -	38.972	45.045	1:24.017	85.01	1.426	15:42:16.957
5 -	39.252	44.103	1:23.355	85.68	0.764	15:43:40.312
6 -	38.478	44.113	1:22.591 (1)	86.48		15:45:02.903
7 -	38.958	44.272	1:23.230 (3)	85.81	0.639	15:46:26.133

P13	254	Rick WINDAS	Ducati - Army Medical Services			
IDEAL LAP TIME : 1:23.289		BEST LAP TIME : 1:23.420		DIFFERENCE : 0.131		
LAP	SECTOR 1	SECTOR 2	LAP TIME	MPH	DIFF	TIME OF DAY
1 -		45.378	1:32.303	77.38	8.883	15:38:04.975
2 -	39.193	44.677	1:23.870	85.16	0.450	15:39:28.845
3 -	38.910	44.875	1:23.785 (2)	85.24	0.365	15:40:52.630
4 -	38.939	45.322	1:24.261	84.76	0.841	15:42:16.891
5 -	39.484	45.148	1:24.632	84.39	1.212	15:43:41.523
6 -	39.041	44.379	1:23.420 (1)	85.62		15:45:04.943
7 -	39.098	44.738	1:23.836 (3)	85.19	0.416	15:46:28.779

P14	114 R	Ricky MARTIN	Suzuki -			
IDEAL LAP TIME : 1:23.639		BEST LAP TIME : 1:23.912		DIFFERENCE : 0.273		
LAP	SECTOR 1	SECTOR 2	LAP TIME	MPH	DIFF	TIME OF DAY
1 -		45.551	1:33.098	76.72	9.186	15:38:05.770
2 -	39.695	44.953	1:24.648	84.37	0.736	15:39:30.418
3 -	39.310	44.655	1:23.965 (2)	85.06	0.053	15:40:54.383
4 -	38.984	44.928	1:23.912 (1)	85.11		15:42:18.295
5 -	39.275	45.208	1:24.483	84.54	0.571	15:43:42.778
6 -	39.242	45.038	1:24.280 (3)	84.74	0.368	15:45:07.058
7 -	39.471	45.461	1:24.932	84.09	1.020	15:46:31.990

P15	192 R	Ben ROWSWELL	Suzuki - Ben & Amy's Holiday Fund			
IDEAL LAP TIME : 1:26.347		BEST LAP TIME : 1:26.347		DIFFERENCE : 0.000		
LAP	SECTOR 1	SECTOR 2	LAP TIME	MPH	DIFF	TIME OF DAY
1 -		46.935	1:35.071	75.12	8.724	15:38:07.743
2 -	40.462	46.281	1:26.743 (2)	82.34	0.396	15:39:34.486
3 -	41.572	46.382	1:27.954	81.20	1.607	15:41:02.440
4 -	41.255	47.290	1:28.545	80.66	2.198	15:42:30.985
5 -	41.090	46.528	1:27.618	81.51	1.271	15:43:58.603
6 -	40.970	46.133	1:27.103 (3)	82.00	0.756	15:45:25.706
7 -	40.372	45.975	1:26.347 (1)	82.71		15:46:52.053

P16	27	Marcus GOOSE	Honda -			
IDEAL LAP TIME : 1:27.988		BEST LAP TIME : 1:28.128		DIFFERENCE : 0.140		
LAP	SECTOR 1	SECTOR 2	LAP TIME	MPH	DIFF	TIME OF DAY
1 -		47.598	1:36.581	73.95	8.453	15:38:09.253
2 -	42.079	47.479	1:29.558	79.75	1.430	15:39:38.811
3 -	42.318	47.395	1:29.713	79.61	1.585	15:41:08.524
4 -	41.743	47.263	1:29.006	80.24	0.878	15:42:37.530
5 -	41.148	46.980	1:28.128 (1)	81.04		15:44:05.658
6 -	41.557	46.916	1:28.473 (2)	80.73	0.345	15:45:34.131
7 -	41.754	46.840	1:28.594 (3)	80.62	0.466	15:47:02.725

Weather / Track : Cloudy / Dry

Snetterton 200

Circuit Length = 1.9840 miles

Start: 15:36 Flag 15:45 End: 15:47

BMCRC - MRO Championships 2015 - Rnd 10 @ Snetterton 200

Thunderbike Extreme

RACE 17 - SECTOR ANALYSIS

SECTOR 1 = FL to I1, SECTOR 2 = I1 to FL, DIFF = Difference To Personal Best Lap

P17 16 R Matthew WREN		Kawasaki - Broken Matt				
IDEAL LAP TIME :		BEST LAP TIME : 1:29.825	DIFFERENCE :			
LAP	SECTOR 1	SECTOR 2	LAP TIME	MPH	DIFF	TIME OF DAY
1 -			1:38.246	72.70	8.421	15:38:10.918
2 -			1:30.473 (2)	78.94	0.648	15:39:41.391
3 -			1:30.825	78.64	1.000	15:41:12.216
4 -			1:29.825 (1)	79.51		15:42:42.041
5 -			1:32.149	77.51	2.324	15:44:14.190
6 -			1:30.762	78.69	0.937	15:45:44.952
7 -			1:30.603 (3)	78.83	0.778	15:47:15.555

BMCRC - MRO Championships 2015 - Rnd 10 @ Snetterton 200

Thunderbike Extreme

RACE 17 - BEST SECTORS

SECTOR 1			SECTOR 2			IDEAL / BEST COMPARISON						
POS	NO	NAME	TIME	NO	NAME	TIME	POS	NO	NAME	IDEAL	BEST	DIFF
									PERFECT LAP	1:17.274		
1	42	WOOD	36.046	42	WOOD	41.228	1	42	WOOD	1:17.274	1:17.274	0.000
2	15	WAGHORN	36.320	15	WAGHORN	41.643	2	15	WAGHORN	1:17.963	1:18.012	0.049
3	40	SHELVEY	36.502	40	SHELVEY	41.727	3	40	SHELVEY	1:18.229	1:18.243	0.014
4	69	RUSSO	36.704	75	NEWMAN	41.808	4	77	MAY	1:18.566	1:18.609	0.043
5	77	MAY	36.714	77	MAY	41.852	5	75	NEWMAN	1:18.572	1:18.732	0.160
6	75	NEWMAN	36.764	69	RUSSO	41.997	6	69	RUSSO	1:18.701	1:18.701	0.000
7	11	HARVEY	37.193	98	KIY	42.145	7	11	HARVEY	1:19.856	1:19.885	0.029
8	174	SKEELS-PIGGINS	37.296	11	HARVEY	42.663	8	98	KIY	1:19.928	1:19.928	0.000
9	188	MANTELL	37.681	188	MANTELL	42.899	9	174	SKEELS-PIGGINS	1:20.367	1:20.367	0.000
10	98	KIY	37.783	174	SKEELS-PIGGINS	43.071	10	188	MANTELL	1:20.580	1:20.608	0.028
11	5	BISHOP	38.478	5	BISHOP	43.805	11	5	BISHOP	1:22.283	1:22.591	0.308
12	28	NEMATI	38.812	28	NEMATI	44.189	12	28	NEMATI	1:23.001	1:23.079	0.078
13	254	WINDAS	38.910	254	WINDAS	44.379	13	254	WINDAS	1:23.289	1:23.420	0.131
14	114	MARTIN	38.984	114	MARTIN	44.655	14	114	MARTIN	1:23.639	1:23.912	0.273
15	192	ROWSWELL	40.372	192	ROWSWELL	45.975	15	192	ROWSWELL	1:26.347	1:26.347	0.000
16	27	GOOSE	41.148	27	GOOSE	46.840	16	27	GOOSE	1:27.988	1:28.128	0.140
17							17	16	WREN		1:29.825	
18												

Weather / Track : Cloudy / Dry

Results can be found at www.tsl-timing.com

Snetterton 200

Circuit Length = 1.9840 miles

Start: 15:36 Flag 15:45 End: 15:47

Printed - 15:48 Sunday, 25 October 2015



Thunderbike Sport & BMCRC Rookie Minitwins

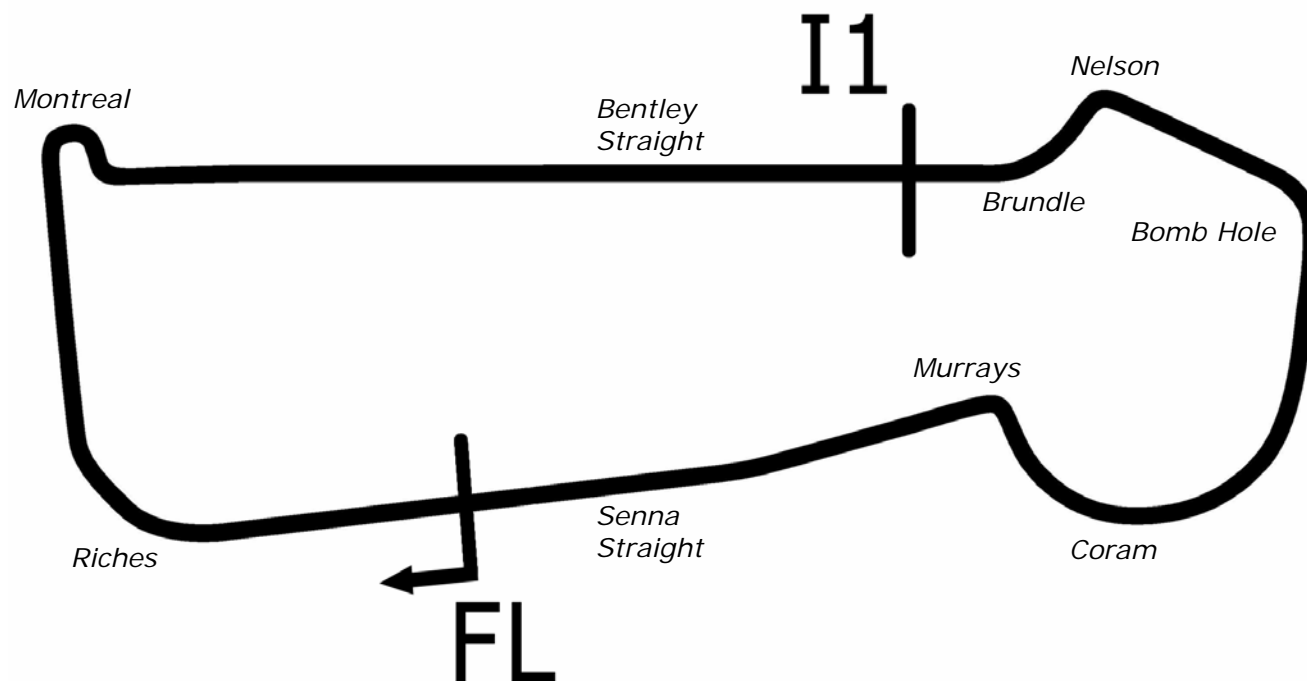
Snetterton 200

24th & 25th October 2015



Results Provided by Timing Solutions Ltd
www.tsl-timing.com

Snetterton 200



Length	1.9840 miles	3193.0 m	
FL		52.46340 N	0.94476 E
I1	1612m	52.46617 N	0.94964 E
Pit Entry	2987m	52.46364 N	0.94774 E
Pit Exit	40m after FL	52.46338 N	0.94420 E
Pit Entry–Pit Exit 246m, 14.7s @60kph, 11.0s @80kph			

All results available at www.tsl-timing.com

BMCRC - MRO Championships 2015 - Rnd 10 @ Snetterton 200

Thunderbike Sport & BMCRC Rookie Minitwins

QUALIFYING - CLASSIFICATION



POS	NO	CL	PIC NAME	R	ENTRY	TIME	ON	LAPS	GAP	DIFF	MPH
1	14	TBS	1 Chris BURRAGE		Kawasaki - David Burrage	1:20.970	2	4			88.21
2	43	TBS	2 Colin WALKER		Kawasaki - ELP Racing	1:21.347	3	4	0.377	0.377	87.80
3	98	TBS	3 Steve TOPPING		Suzuki - HDS / Nutsmoto	1:21.915	5	7	0.945	0.568	87.19
4	58	TBS	4 Steve COSTIN		Suzuki - AUTO REVIVE, SAKURA, LKY7SPORTS	1:22.448	7	8	1.478	0.533	86.63
5	35	TBS	5 Tyler WALSH		Suzuki - GBR Powerlines	1:22.604	8	11	1.634	0.156	86.46
6	111	TBS	6 Ryan FOLKES		Suzuki -	1:22.647	5	10	1.677	0.043	86.42
7	122	TBS	7 Jake POVAH		Suzuki - www.78plate.com	1:23.189	7	10	2.219	0.542	85.85
8	81	TBS	8 Malvern MAY		Ducati -	1:23.610	9	10	2.640	0.421	85.42
9	50	TBS	9 Graham HIGLETT		Kawasaki - Face to Face Finance	1:23.656	10	10	2.686	0.046	85.37
10	22	RMT	1 Darren DOWDS		Suzuki - IRP decals	1:24.970	6	10	4.000	1.314	84.05
11	9	TBS	10 Mark THOMPSON		Kawasaki - Flintstone Tyres / David Simon Tuning	1:25.219	2	2	4.249	0.249	83.81
12	444	RMT	2 Mark WILLIAMS		Suzuki - F.C.L MOTORCYCLES	1:25.235	10	10	4.265	0.016	83.79
13	131	TBS	11 Emma SELWAY		Suzuki -	1:25.455	6	8	4.485	0.220	83.58
14	34	RMT	3 Andrew JOHNSON		Suzuki - Rose & Charlie Racing	1:25.499	9	10	4.529	0.044	83.53
15	37	TBS	12 Stephen WILSON		Suzuki -	1:26.047	6	8	5.077	0.548	83.00
16	169	TBS	13 Robert MILES		Suzuki - The Bike Shop Long Eaton	1:27.419	8	10	6.449	1.372	81.70
17	140	RMT	4 Daniel SALES		Suzuki -	1:27.554	3	10	6.584	0.135	81.57
18	43	RMT	5 Harrison DAY		Suzuki -	1:27.602	6	10	6.632	0.048	81.53
19	114	TBS	14 Doug EDMONDSON		Yamaha - Wave Racing Developments	1:29.698	3	6	8.728	2.096	79.62
20	32	RMT	6 Chris THAY		Suzuki - Scell-it uk	1:29.723	4	10	8.753	0.025	79.60
21	192	RMT	7 Daniel MOFFA		Suzuki - Forest Stump	1:30.052	5	9	9.082	0.329	79.31
22	15	RMT	8 Stephen JONES		Suzuki - MW SOLICITORS	1:30.657	9	9	9.687	0.605	78.78
23	113	RMT	9 Sam ELKINS		Suzuki - Jumpstart Mobile Mechanic + Dad	1:31.611	8	9	10.641	0.954	77.96
24	75	TBS	15 Steve HIGERTY		Yamaha - Wave Racing Developments	1:31.627	9	9	10.657	0.016	77.95
25	66	RMT	10 Mark SMITH		Suzuki - Nick&Brian Scott fisheries	1:31.824	6	9	10.854	0.197	77.78
26	62	TBS	16 Allun THOMAS	R	Honda -	1:32.268	7	7	11.298	0.444	77.41
27	84	RMT	11 Ricardo BRANCO		Suzuki - Essential Rubber Tyres	1:32.304	8	9	11.334	0.036	77.38
28	41	RMT	12 Ian TURNER		Suzuki - Mong Motorsport	1:32.509	5	5	11.539	0.205	77.20
29	12	TBS	17 Colin KETTERINGHAM		Suzuki -	1:35.925	6	7	14.955	3.416	74.45
30	31	RMT	13 Kelvin EVENDEN		Suzuki - Glosrose Group	1:36.705	5	8	15.735	0.780	73.85
31	88	RMT	14 Peter RANDALL		Suzuki -	1:38.892	7	9	17.922	2.187	72.22
32	134	TBS	18 Debbie PETTET		Kawasaki -	1:38.996	7	7	18.026	0.104	72.14
33	26	RMT	15 Steven DOLAN		Suzuki -	1:40.135	7	7	19.165	1.139	71.32

Snetterton 200
 Circuit Length = 1.9840 miles
 Start: 09:17 Flag 09:31 End: 09:33

Weather / Track : Cloudy / Dry

These results are provisional until the conclusion of any judicial and technical matters.

Clerk Of Course :	Timekeeper :
-------------------	--------------

Results can be found at www.tsl-timing.com

Printed - 09:34 Saturday, 24 October 2015



BMCRC - MRO Championships 2015 - Rnd 10 @ Snetterton 200

Thunderbike Sport & BMCRC Rookie Minitwins

QUALIFYING - SECTOR ANALYSIS

SECTOR 1 = FL to I1, SECTOR 2 = I1 to FL, DIFF = Difference To Personal Best Lap

P1 14 TBS Chris BURRAGE		Kawasaki - David Burrage				
IDEAL LAP TIME : 1:20.760		BEST LAP TIME : 1:20.970				
		DIFFERENCE : 0.210				
LAP	SECTOR 1	SECTOR 2	LAP TIME	MPH	DIFF	TIME OF DAY
1 -	41.868	43.725	1:25.593	83.44	4.623	09:18:56.856
2 -	38.472	42.498	1:20.970 (1)	88.21		09:20:17.826
3 -	38.371	42.976	1:21.347 (3)	87.80	0.377	09:21:39.173
4 -	38.604	42.389	1:20.993 (2)	88.18	0.023	09:23:00.166

P2 43 TBS Colin WALKEY		Kawasaki - ELP Racing				
IDEAL LAP TIME : 1:21.108		BEST LAP TIME : 1:21.347				
		DIFFERENCE : 0.239				
LAP	SECTOR 1	SECTOR 2	LAP TIME	MPH	DIFF	TIME OF DAY
1 -	44.127	46.864	1:30.991	78.49	9.644	09:19:04.422
2 -	38.957	43.439	1:22.396 (3)	86.68	1.049	09:20:26.818
3 -	38.392	42.955	1:21.347 (1)	87.80		09:21:48.165
4 -	38.733	43.291	1:22.024 (2)	87.07	0.677	09:23:10.189

P3 98 TBS Steven TOPPING		Suzuki - HDS / Nutsmoto				
IDEAL LAP TIME : 1:21.686		BEST LAP TIME : 1:21.915				
		DIFFERENCE : 0.229				
LAP	SECTOR 1	SECTOR 2	LAP TIME	MPH	DIFF	TIME OF DAY
1 -	42.562	46.375	1:28.937	80.31	7.022	09:19:00.303
2 -	40.158	54.593	1:34.751	75.38	12.836	09:20:35.054
3 -	38.932	44.084	1:23.016	86.03	1.101	09:21:58.070
4 -	39.373	43.180	1:22.553 (2)	86.52	0.638	09:23:20.623
5 -	39.161	42.754	1:21.915 (1)	87.19		09:24:42.538
6 -	39.456	43.326	1:22.782 (3)	86.28	0.867	09:26:05.320
7 -	38.993	51.242	1:30.235	79.15	8.320	09:27:35.555

P4 58 TBS Steve COSTIN		Suzuki - AUTO REVIVE,SAKURA,LKY7SPORTS				
IDEAL LAP TIME : 1:22.358		BEST LAP TIME : 1:22.448				
		DIFFERENCE : 0.090				
LAP	SECTOR 1	SECTOR 2	LAP TIME	MPH	DIFF	TIME OF DAY
1 -	42.339	46.487	1:28.826	80.41	6.378	09:19:00.185
2 -	40.165	44.470	1:24.635	84.39	2.187	09:20:24.820
3 -	39.018	44.001	1:23.019 (3)	86.03	0.571	09:21:47.839
4 -	38.792	43.839	1:22.631 (2)	86.43	0.183	09:23:10.470
5 -	39.822	44.294	1:24.116	84.91	1.668	09:24:34.586
6 -	39.322	43.981	1:23.303	85.74	0.855	09:25:57.889
7 -	38.882	43.566	1:22.448 (1)	86.63		09:27:20.337
8 -	38.989	45.110	1:24.099	84.93	1.651	09:28:44.436

P5 35 TBS Tyler WALSH		Suzuki - GBR Powerlines				
IDEAL LAP TIME : 1:22.345		BEST LAP TIME : 1:22.604				
		DIFFERENCE : 0.259				
LAP	SECTOR 1	SECTOR 2	LAP TIME	MPH	DIFF	TIME OF DAY
1 -	42.786	45.911	1:28.697	80.52	6.093	09:19:00.564
2 -	39.836	44.948	1:24.784	84.24	2.180	09:20:25.348
3 -	39.021	43.886	1:22.907 (2)	86.15	0.303	09:21:48.255
4 -	39.423	44.201	1:23.624	85.41	1.020	09:23:11.879
5 -	39.314	44.868	1:24.182	84.84	1.578	09:24:36.061
6 -	39.321	43.651	1:22.972 (3)	86.08	0.368	09:25:59.033
7 -	39.303	46.084	1:25.387	83.64	2.783	09:27:24.420
8 -	38.769	43.835	1:22.604 (1)	86.46		09:28:47.024
9 -	38.973	44.428	1:23.401	85.64	0.797	09:30:10.425
10 -	38.694	44.782	1:23.476	85.56	0.872	09:31:33.901
11 -	39.936	46.457	1:26.393	82.67	3.789	09:33:00.294

P6 111 TBS Ryan FOLKES		Suzuki -				
IDEAL LAP TIME : 1:22.379		BEST LAP TIME : 1:22.647				
		DIFFERENCE : 0.268				
LAP	SECTOR 1	SECTOR 2	LAP TIME	MPH	DIFF	TIME OF DAY
1 -	54.972	54.978	1:49.950	64.96	27.303	09:19:54.638

Snetterton 200

Circuit Length = 1.9840 miles

Start: 09:17 Flag 09:31 End: 09:33

Weather / Track : Cloudy / Dry

BMCRC - MRO Championships 2015 - Rnd 10 @ Snetterton 200

Thunderbike Sport & BMCRC Rookie Minitwins

QUALIFYING - SECTOR ANALYSIS

SECTOR 1 = FL to I1, SECTOR 2 = I1 to FL, DIFF = Difference To Personal Best Lap

2 -	39.865	45.081	1:24.946	84.08	2.299	09:21:19.584
3 -	51.212	47.400	1:38.612	72.43	15.965	09:22:58.196
4 -	41.152	45.188	1:26.340	82.72	3.693	09:24:24.536
5 -	38.713	43.934	1:22.647 (1)	86.42		09:25:47.183
6 -	38.763	44.205	1:22.968	86.08	0.321	09:27:10.151
7 -	40.369	46.877	1:27.246	81.86	4.599	09:28:37.397
8 -	39.010	43.802	1:22.812 (3)	86.25	0.165	09:30:00.209
9 -	48.796	47.381	1:36.177	74.26	13.530	09:31:36.386
10 -	38.577	44.126	1:22.703 (2)	86.36	0.056	09:32:59.089

P7 122 TBS Jake POVAH			Suzuki - www.78plate.com			
IDEAL LAP TIME : 1:23.611		BEST LAP TIME : 1:23.189		DIFFERENCE : 0.028		
LAP	SECTOR 1	SECTOR 2	LAP TIME	MPH	DIFF	TIME OF DAY
1 -	43.974	47.058	1:31.032	78.46	7.843	09:19:04.732
2 -	40.276	45.262	1:25.538	83.50	2.349	09:20:30.270
3 -	39.492	44.614	1:24.106	84.92	0.917	09:21:54.376
4 -	39.213	45.023	1:24.236	84.79	1.047	09:23:18.612
5 -	39.407	44.274	1:23.681 (3)	85.35	0.492	09:24:42.293
6 -	39.676	44.571	1:24.247	84.78	1.058	09:26:06.540
7 -	39.077	44.112	1:23.189 (1)	85.85		09:27:29.729
8 -	40.046	44.084	1:24.130	84.89	0.941	09:28:53.859
9 -	39.297	44.267	1:23.564 (2)	85.47	0.375	09:30:17.423
10 -	39.138	45.177	1:24.315	84.71	1.126	09:31:41.738

P8 81 TBS Malvern MAY			Ducati -			
IDEAL LAP TIME : 1:23.610		BEST LAP TIME : 1:23.610		DIFFERENCE : 0.000		
LAP	SECTOR 1	SECTOR 2	LAP TIME	MPH	DIFF	TIME OF DAY
1 -	45.591	48.628	1:34.219	75.80	10.609	09:19:10.679
2 -	41.596	46.794	1:28.390	80.80	4.780	09:20:39.069
3 -	40.403	45.733	1:26.136	82.92	2.526	09:22:05.205
4 -	41.437	45.054	1:26.491	82.58	2.881	09:23:31.696
5 -	40.053	46.279	1:26.332	82.73	2.722	09:24:58.028
6 -	40.256	45.434	1:25.690	83.35	2.080	09:26:23.718
7 -	40.294	46.273	1:26.567	82.50	2.957	09:27:50.285
8 -	40.502	44.968	1:25.470 (3)	83.56	1.860	09:29:15.755
9 -	39.275	44.335	1:23.610 (1)	85.42		09:30:39.365
10 -	39.283	44.673	1:23.956 (2)	85.07	0.346	09:32:03.321

P9 50 TBS Graham HIGLETT			Kawasaki - Face to Face Finance			
IDEAL LAP TIME : 1:23.516		BEST LAP TIME : 1:23.656		DIFFERENCE : 0.140		
LAP	SECTOR 1	SECTOR 2	LAP TIME	MPH	DIFF	TIME OF DAY
1 -	46.337	51.679	1:38.016	72.87	14.360	09:19:29.337
2 -	40.808	45.900	1:26.708	82.37	3.052	09:20:56.045
3 -	40.504	45.009	1:25.513	83.52	1.857	09:22:21.558
4 -	39.862	44.653	1:24.515	84.51	0.859	09:23:46.073
5 -	39.820	44.674	1:24.494	84.53	0.838	09:25:10.567
6 -	39.679	44.757	1:24.436	84.59	0.780	09:26:35.003
7 -	39.524	44.182	1:23.706 (2)	85.32	0.050	09:27:58.709
8 -	40.411	44.264	1:24.675	84.35	1.019	09:29:23.384
9 -	39.608	44.526	1:24.134 (3)	84.89	0.478	09:30:47.518
10 -	39.334	44.322	1:23.656 (1)	85.37		09:32:11.174

P10 22 RMT Darren DOWDS			Suzuki - IRP decals			
IDEAL LAP TIME : 1:24.608		BEST LAP TIME : 1:24.970		DIFFERENCE : 0.362		
LAP	SECTOR 1	SECTOR 2	LAP TIME	MPH	DIFF	TIME OF DAY
1 -	42.018	46.113	1:28.131	81.04	3.161	09:19:01.490
2 -	40.034	45.070	1:25.104 (2)	83.92	0.134	09:20:26.594
3 -	39.996	55.700	1:35.696	74.63	10.726	09:22:02.290
4 -	44.695	45.353	1:30.048	79.31	5.078	09:23:32.338
5 -	41.135	45.571	1:26.706	82.37	1.736	09:24:59.044

Weather / Track : Cloudy / Dry

Snetterton 200

Circuit Length = 1.9840 miles

Start: 09:17 Flag 09:31 End: 09:33

BMCRC - MRO Championships 2015 - Rnd 10 @ Snetterton 200

Thunderbike Sport & BMCRC Rookie Minitwins

QUALIFYING - SECTOR ANALYSIS

SECTOR 1 = FL to I1, SECTOR 2 = I1 to FL, DIFF = Difference To Personal Best Lap

6 -	39.629	45.341	1:24.970 (1)	84.05		09:26:24.014
7 -	40.692	46.403	1:27.095	82.00	2.125	09:27:51.109
8 -	41.354	46.060	1:27.414	81.70	2.444	09:29:18.523
9 -	40.127	44.979	1:25.106 (3)	83.92	0.136	09:30:43.629
10 -	40.711	45.811	1:26.522	82.55	1.552	09:32:10.151

P11 9 TBS Mark THOMPSON		Kawasaki - Flintstone Tyres / David Simon Tuning				
IDEAL LAP TIME : 1:24.665		BEST LAP TIME : 1:25.219		DIFFERENCE : 0.554		
LAP	SECTOR 1	SECTOR 2	LAP TIME	MPH	DIFF	TIME OF DAY
1 -	43.273	45.972	1:29.245 (2)	80.03	4.026	09:19:01.009
2 -	39.987	45.232	1:25.219 (1)	83.81		09:20:26.228

P12 444 RMT Mark WILLIAMS		Suzuki - F.C.L MOTORCYCLES				
IDEAL LAP TIME : 1:25.235		BEST LAP TIME : 1:25.235		DIFFERENCE : 0.000		
LAP	SECTOR 1	SECTOR 2	LAP TIME	MPH	DIFF	TIME OF DAY
1 -	42.878	47.027	1:29.905	79.44	4.670	09:19:03.174
2 -	41.068	46.280	1:27.348	81.77	2.113	09:20:30.522
3 -	40.280	46.314	1:26.594 (3)	82.48	1.359	09:21:57.116
4 -	40.439	46.615	1:27.054	82.04	1.819	09:23:24.170
5 -	41.251	46.561	1:27.812	81.33	2.577	09:24:51.982
6 -	40.723	46.353	1:27.076	82.02	1.841	09:26:19.058
7 -	40.610	46.817	1:27.427	81.69	2.192	09:27:46.485
8 -	41.331	47.051	1:28.382	80.81	3.147	09:29:14.867
9 -	40.261	45.199	1:25.460 (2)	83.57	0.225	09:30:40.327
10 -	40.143	45.092	1:25.235 (1)	83.79		09:32:05.562

P13 131 TBS Emma SELWAY		Suzuki -				
IDEAL LAP TIME : 1:25.367		BEST LAP TIME : 1:25.455		DIFFERENCE : 0.088		
LAP	SECTOR 1	SECTOR 2	LAP TIME	MPH	DIFF	TIME OF DAY
1 -	44.567	49.240	1:33.807	76.14	8.352	09:19:08.478
2 -	41.050	48.089	1:29.139	80.12	3.684	09:20:37.617
3 -	40.529	45.847	1:26.376 (2)	82.69	0.921	09:22:03.993
4 -	40.596	46.063	1:26.659 (3)	82.42	1.204	09:23:30.652
5 -	40.598	46.467	1:27.065	82.03	1.610	09:24:57.717
6 -	40.164	45.291	1:25.455 (1)	83.58		09:26:23.172
7 -	41.254	46.446	1:27.700	81.44	2.245	09:27:50.872
8 -	40.931	48.388	1:29.319	79.96	3.864	09:29:20.191

P14 34 RMT Andrew JOHNSON		Suzuki - Rose & Charlie Racing				
IDEAL LAP TIME : 1:25.295		BEST LAP TIME : 1:25.499		DIFFERENCE : 0.204		
LAP	SECTOR 1	SECTOR 2	LAP TIME	MPH	DIFF	TIME OF DAY
1 -	49.461	50.669	1:40.130	71.33	14.631	09:19:21.914
2 -	42.383	47.999	1:30.382	79.02	4.883	09:20:52.296
3 -	41.036	46.582	1:27.618	81.51	2.119	09:22:19.914
4 -	41.274	45.485	1:26.759	82.32	1.260	09:23:46.673
5 -	40.204	45.959	1:26.163 (3)	82.89	0.664	09:25:12.836
6 -	40.873	45.246	1:26.119 (2)	82.93	0.620	09:26:38.955
7 -	40.690	45.677	1:26.367	82.69	0.868	09:28:05.322
8 -	40.656	46.624	1:27.280	81.83	1.781	09:29:32.602
9 -	40.408	45.091	1:25.499 (1)	83.53		09:30:58.101
10 -	41.943	48.259	1:30.202	79.18	4.703	09:32:28.303

P15 37 TBS Stephen WILSON		Suzuki -				
IDEAL LAP TIME : 1:25.552		BEST LAP TIME : 1:26.047		DIFFERENCE : 0.495		
LAP	SECTOR 1	SECTOR 2	LAP TIME	MPH	DIFF	TIME OF DAY
1 -	43.648	47.663	1:31.311	78.22	5.264	09:19:04.546
2 -	41.043	47.140	1:28.183	80.99	2.136	09:20:32.729
3 -	40.225	46.396	1:26.621 (3)	82.45	0.574	09:21:59.350
4 -	39.646	46.438	1:26.084 (2)	82.97	0.037	09:23:25.434

Weather / Track : Cloudy / Dry

Snetterton 200
Circuit Length = 1.9840 miles
Start: 09:17 Flag 09:31 End: 09:33

BMCRC - MRO Championships 2015 - Rnd 10 @ Snetterton 200

Thunderbike Sport & BMCRC Rookie Minitwins

QUALIFYING - SECTOR ANALYSIS

SECTOR 1 = FL to I1, SECTOR 2 = I1 to FL, DIFF = Difference To Personal Best Lap

5 -	40.234	46.418	1:26.652	82.42	0.605	09:24:52.086
6 -	40.141	45.906	1:26.047 (1)	83.00		09:26:18.133
7 -	41.021	46.449	1:27.470	81.65	1.423	09:27:45.603
8 -	40.422	46.256	1:26.678	82.40	0.631	09:29:12.281

P16 169 TBS Robert MILES			Suzuki - The Bike Shop Long Eaton			
IDEAL LAP TIME : 1:26.226		BEST LAP TIME : 1:27.419		DIFFERENCE : 1.193		
LAP	SECTOR 1	SECTOR 2	LAP TIME	MPH	DIFF	TIME OF DAY
1 -	48.267	52.296	1:40.563	71.02	13.144	09:19:36.096
2 -	44.707	47.912	1:32.619	77.11	5.200	09:21:08.715
3 -	41.095	46.526	1:27.621 (3)	81.51	0.202	09:22:36.336
4 -	41.123	46.297	1:27.420 (2)	81.70	0.001	09:24:03.756
5 -	40.652	47.435	1:28.087	81.08	0.668	09:25:31.843
6 -	42.313	45.574	1:27.887	81.26	0.468	09:26:59.730
7 -	40.714	48.478	1:29.192	80.08	1.773	09:28:28.922
8 -	41.223	46.196	1:27.419 (1)	81.70		09:29:56.341
9 -	41.885	47.056	1:28.941	80.30	1.522	09:31:25.282
10 -	50.637	54.998	1:45.635	67.61	18.216	09:33:10.917

P17 140 RMT Daniel SALES			Suzuki -			
IDEAL LAP TIME : 1:27.467		BEST LAP TIME : 1:27.554		DIFFERENCE : 0.087		
LAP	SECTOR 1	SECTOR 2	LAP TIME	MPH	DIFF	TIME OF DAY
1 -	45.400	51.601	1:37.001	73.63	9.447	09:19:28.362
2 -	41.910	47.968	1:29.878	79.46	2.324	09:20:58.240
3 -	40.793	46.761	1:27.554 (1)	81.57		09:22:25.794
4 -	41.108	48.183	1:29.291	79.99	1.737	09:23:55.085
5 -	42.018	47.624	1:29.642	79.67	2.088	09:25:24.727
6 -	41.668	46.674	1:28.342 (2)	80.85	0.788	09:26:53.069
7 -	42.686	47.281	1:29.967	79.39	2.413	09:28:23.036
8 -	41.004	47.371	1:28.375 (3)	80.82	0.821	09:29:51.411
9 -	41.524	47.716	1:29.240	80.03	1.686	09:31:20.651
10 -	42.745	49.558	1:32.303	77.38	4.749	09:32:52.954

P18 43 RMT Harrison DAY			Suzuki -			
IDEAL LAP TIME : 1:27.602		BEST LAP TIME : 1:27.602		DIFFERENCE : 0.000		
LAP	SECTOR 1	SECTOR 2	LAP TIME	MPH	DIFF	TIME OF DAY
1 -	45.957	50.613	1:36.570	73.96	8.968	09:19:13.135
2 -	42.064	48.470	1:30.534	78.89	2.932	09:20:43.669
3 -	41.994	48.837	1:30.831	78.63	3.229	09:22:14.500
4 -	41.263	47.586	1:28.849	80.38	1.247	09:23:43.349
5 -	41.461	47.965	1:29.426	79.87	1.824	09:25:12.775
6 -	41.182	46.420	1:27.602 (1)	81.53		09:26:40.377
7 -	41.280	49.715	1:30.995	78.49	3.393	09:28:11.372
8 -	41.277	46.773	1:28.050 (2)	81.11	0.448	09:29:39.422
9 -	42.451	48.635	1:31.086	78.41	3.484	09:31:10.508
10 -	41.742	46.965	1:28.707 (3)	80.51	1.105	09:32:39.215

P19 114 TBS Doug EDMONDSON			Yamaha - Wave Racing Developments			
IDEAL LAP TIME : 1:29.698		BEST LAP TIME : 1:29.698		DIFFERENCE : 0.000		
LAP	SECTOR 1	SECTOR 2	LAP TIME	MPH	DIFF	TIME OF DAY
1 -	45.564	49.296	1:34.860	75.29	5.162	09:20:09.475
2 -	42.451	47.945	1:30.396 (3)	79.01	0.698	09:21:39.871
3 -	42.319	47.379	1:29.698 (1)	79.62		09:23:09.569
4 -	43.034	47.536	1:30.570	78.86	0.872	09:24:40.139
5 -	44.069	48.972	1:33.041	76.76	3.343	09:26:13.180
6 -	42.921	47.450	1:30.371 (2)	79.03	0.673	09:27:43.551

Weather / Track : Cloudy / Dry

Snetterton 200
Circuit Length = 1.9840 miles
Start: 09:17 Flag 09:31 End: 09:33

BMCRC - MRO Championships 2015 - Rnd 10 @ Snetterton 200

Thunderbike Sport & BMCRC Rookie Minitwins

QUALIFYING - SECTOR ANALYSIS

SECTOR 1 = FL to I1, SECTOR 2 = I1 to FL, DIFF = Difference To Personal Best Lap

P20 32 RMT Chris THAY		Suzuki - Scell-it uk				
IDEAL LAP TIME : 1:29.723		BEST LAP TIME : 1:29.723		DIFFERENCE : 0.000		
LAP	SECTOR 1	SECTOR 2	LAP TIME	MPH	DIFF	TIME OF DAY
1 -	49.640	51.443	1:41.083	70.66	11.360	09:19:22.474
2 -	43.419	48.241	1:31.660	77.92	1.937	09:20:54.134
3 -	42.389	47.733	1:30.122 (2)	79.25	0.399	09:22:24.256
4 -	42.095	47.628	1:29.723 (1)	79.60		09:23:53.979
5 -	42.578	47.984	1:30.562	78.86	0.839	09:25:24.541
6 -	42.457	47.803	1:30.260 (3)	79.13	0.537	09:26:54.801
7 -	42.628	49.110	1:31.738	77.85	2.015	09:28:26.539
8 -	42.372	47.982	1:30.354	79.05	0.631	09:29:56.893
9 -	43.619	47.774	1:31.393	78.15	1.670	09:31:28.286
10 -	42.689	49.471	1:32.160	77.50	2.437	09:33:00.446

P21 192 RMT Daniel MOFFA		Suzuki - Forest Stump				
IDEAL LAP TIME : 1:29.945		BEST LAP TIME : 1:30.052		DIFFERENCE : 0.107		
LAP	SECTOR 1	SECTOR 2	LAP TIME	MPH	DIFF	TIME OF DAY
1 -	46.298	50.967	1:37.265	73.43	7.213	09:19:13.273
2 -	43.899	48.756	1:32.655 (3)	77.08	2.603	09:20:45.928
3 -	45.055	47.875	1:32.930	76.85	2.878	09:22:18.858
4 -	42.995	51.478	1:34.473	75.60	4.421	09:23:53.331
5 -	42.646	47.406	1:30.052 (1)	79.31		09:25:23.383
6 -	42.539	1:04.486	1:47.025	66.73	16.973	09:27:10.408
7 -	46.549	53.903	1:40.452	71.10	10.400	09:28:50.860
8 -	43.372	49.861	1:33.233	76.60	3.181	09:30:24.093
9 -	43.450	48.467	1:31.917 (2)	77.70	1.865	09:31:56.010

P22 15 RMT Stephen JONES		Suzuki - MW SOLICITORS				
IDEAL LAP TIME : 1:30.657		BEST LAP TIME : 1:30.657		DIFFERENCE : 0.000		
LAP	SECTOR 1	SECTOR 2	LAP TIME	MPH	DIFF	TIME OF DAY
1 -	OUTLAP	1:01.179	1:55.895	61.62	25.238	09:19:56.655
2 -	45.754	51.299	1:37.053	73.59	6.396	09:21:33.708
3 -	43.879	50.248	1:34.127	75.88	3.470	09:23:07.835
4 -	42.799	48.900	1:31.699 (3)	77.89	1.042	09:24:39.534
5 -	42.539	51.466	1:34.005	75.98	3.348	09:26:13.539
6 -	43.170	48.761	1:31.931	77.69	1.274	09:27:45.470
7 -	42.604	48.853	1:31.457 (2)	78.09	0.800	09:29:16.927
8 -	43.246	48.512	1:31.758	77.84	1.101	09:30:48.685
9 -	42.455	48.202	1:30.657 (1)	78.78		09:32:19.342

P23 113 RMT Sam ELKINS		Suzuki - Jumpstart Mobile Mechanic + Dad				
IDEAL LAP TIME : 1:31.579		BEST LAP TIME : 1:31.611		DIFFERENCE : 0.032		
LAP	SECTOR 1	SECTOR 2	LAP TIME	MPH	DIFF	TIME OF DAY
1 -	55.463	1:02.136	1:57.599	60.73	25.988	09:19:56.422
2 -	46.164	53.336	1:39.500	71.78	7.889	09:21:35.922
3 -	43.981	50.169	1:34.150	75.86	2.539	09:23:10.072
4 -	43.214	49.211	1:32.425 (3)	77.27	0.814	09:24:42.497
5 -	43.157	50.212	1:33.369	76.49	1.758	09:26:15.866
6 -	43.962	50.086	1:34.048	75.94	2.437	09:27:49.914
7 -	42.986	49.283	1:32.269 (2)	77.40	0.658	09:29:22.183
8 -	42.368	49.243	1:31.611 (1)	77.96		09:30:53.794
9 -	43.261	50.666	1:33.927	76.04	2.316	09:32:27.721

P24 75 TBS Steve HIGERTY		Yamaha - Wave Racing Developments				
IDEAL LAP TIME : 1:30.940		BEST LAP TIME : 1:31.627		DIFFERENCE : 0.687		
LAP	SECTOR 1	SECTOR 2	LAP TIME	MPH	DIFF	TIME OF DAY
1 -	48.890	51.135	1:40.025	71.40	8.398	09:19:23.050
2 -	43.630	48.706	1:32.336	77.35	0.709	09:20:55.386
3 -	43.291	48.833	1:32.124 (3)	77.53	0.497	09:22:27.510

Weather / Track : Cloudy / Dry

Snetterton 200
Circuit Length = 1.9840 miles
Start: 09:17 Flag 09:31 End: 09:33

BMCRC - MRO Championships 2015 - Rnd 10 @ Snetterton 200

Thunderbike Sport & BMCRC Rookie Minitwins

QUALIFYING - SECTOR ANALYSIS

SECTOR 1 = FL to I1, SECTOR 2 = I1 to FL, DIFF = Difference To Personal Best Lap

4 -	42.810	49.153	1:31.963 (2)	77.66	0.336	09:23:59.473
5 -	43.128	49.522	1:32.650	77.09	1.023	09:25:32.123
6 -	43.446	49.446	1:32.892	76.89	1.265	09:27:05.015
7 -	43.613	50.365	1:33.978	76.00	2.351	09:28:38.993
8 -	42.684	49.531	1:32.215	77.45	0.588	09:30:11.208
9 -	42.234	49.393	1:31.627 (1)	77.95		09:31:42.835

P25 66 RMT Mark SMITH			Suzuki - Nick&Brian Scott fisheries			
IDEAL LAP TIME : 1:31.144		BEST LAP TIME : 1:31.824		DIFFERENCE : 0.680		
LAP	SECTOR 1	SECTOR 2	LAP TIME	MPH	DIFF	TIME OF DAY
1 -	45.953	52.630	1:38.583	72.45	6.759	09:19:30.927
2 -	42.415	49.477	1:31.892 (2)	77.72	0.068	09:21:02.819
3 -	43.160	50.492	1:33.652	76.26	1.828	09:22:36.471
4 -	42.757	50.098	1:32.855	76.92	1.031	09:24:09.326
5 -	43.097	49.088	1:32.185 (3)	77.48	0.361	09:25:41.511
6 -	43.095	48.729	1:31.824 (1)	77.78		09:27:13.335
7 -	42.550	52.714	1:35.264	74.97	3.440	09:28:48.599
8 -	44.244	51.339	1:35.583	74.72	3.759	09:30:24.182
9 -	43.799	49.128	1:32.927	76.86	1.103	09:31:57.109

P26 62 TBS Allun THOMAS			Honda -			
IDEAL LAP TIME : 1:31.954		BEST LAP TIME : 1:32.268		DIFFERENCE : 0.314		
LAP	SECTOR 1	SECTOR 2	LAP TIME	MPH	DIFF	TIME OF DAY
1 -	47.806	54.568	1:42.374	69.76	10.106	09:19:35.894
2 -	45.526	50.298	1:35.824	74.53	3.556	09:21:11.718
3 -	43.302	49.907	1:33.209 (2)	76.62	0.941	09:22:44.927
4 -	44.392	49.882	1:34.274	75.76	2.006	09:24:19.201
5 -	44.400	49.715	1:34.115	75.89	1.847	09:25:53.316
6 -	44.326	49.138	1:33.464 (3)	76.42	1.196	09:27:26.780
7 -	43.616	48.652	1:32.268 (1)	77.41		09:28:59.048

P27 84 RMT Ricardo BRANCO			Suzuki - Essential Rubber Tyres			
IDEAL LAP TIME : 1:32.025		BEST LAP TIME : 1:32.304		DIFFERENCE : 0.279		
LAP	SECTOR 1	SECTOR 2	LAP TIME	MPH	DIFF	TIME OF DAY
1 -	45.916	51.532	1:37.448	73.29	5.144	09:19:16.588
2 -	43.434	50.133	1:33.567	76.33	1.263	09:20:50.155
3 -	43.177	50.142	1:33.319	76.53	1.015	09:22:23.474
4 -	43.041	49.774	1:32.815 (3)	76.95	0.511	09:23:56.289
5 -	43.403	51.843	1:35.246	74.99	2.942	09:25:31.535
6 -	43.137	49.574	1:32.711 (2)	77.04	0.407	09:27:04.246
7 -	43.675	51.373	1:35.048	75.14	2.744	09:28:39.294
8 -	42.451	49.853	1:32.304 (1)	77.38		09:30:11.598
9 -	45.052	49.613	1:34.665	75.45	2.361	09:31:46.263

P28 41 RMT Ian TURNER			Suzuki - Mong Motorsport			
IDEAL LAP TIME : 1:31.403		BEST LAP TIME : 1:32.509		DIFFERENCE : 1.106		
LAP	SECTOR 1	SECTOR 2	LAP TIME	MPH	DIFF	TIME OF DAY
1 -	48.309	53.450	1:41.759	70.19	9.250	09:19:35.634
2 -	45.304	49.954	1:35.258 (3)	74.98	2.749	09:21:10.892
3 -	44.059	56.151	1:40.210	71.27	7.701	09:22:51.102
4 -	45.026	49.102	1:34.128 (2)	75.88	1.619	09:24:25.230
5 -	43.088	49.421	1:32.509 (1)	77.20		09:25:57.739

P29 12 TBS Colin KETTERINGHAM			Suzuki -			
IDEAL LAP TIME : 1:35.923		BEST LAP TIME : 1:35.925		DIFFERENCE : 0.002		
LAP	SECTOR 1	SECTOR 2	LAP TIME	MPH	DIFF	TIME OF DAY
1 -	OUTLAP	1:01.740	1:59.720	59.66	23.795	09:19:56.839
2 -	48.171	54.482	1:42.653	69.57	6.728	09:21:39.492
3 -	47.228	53.981	1:41.209	70.57	5.284	09:23:20.701

Weather / Track : Cloudy / Dry

Snetterton 200
Circuit Length = 1.9840 miles
Start: 09:17 Flag 09:31 End: 09:33

BMCRC - MRO Championships 2015 - Rnd 10 @ Snetterton 200

Thunderbike Sport & BMCRC Rookie Minitwins

QUALIFYING - SECTOR ANALYSIS

SECTOR 1 = FL to I1, SECTOR 2 = I1 to FL, DIFF = Difference To Personal Best Lap

4 -	45.413	53.182	1:38.595 (3)	72.44	2.670	09:24:59.296
5 -	44.392	52.208	1:36.600 (2)	73.93	0.675	09:26:35.896
6 -	44.394	51.531	1:35.925 (1)	74.45		09:28:11.821
7 -	47.196	53.574	1:40.770	70.87	4.845	09:29:52.591

P30 31 RMT Kelvin EVENDEN			Suzuki - Glosrose Group			
IDEAL LAP TIME : 1:36.705		BEST LAP TIME : 1:36.705		DIFFERENCE : 0.000		
LAP	SECTOR 1	SECTOR 2	LAP TIME	MPH	DIFF	TIME OF DAY
1 -	49.472	56.043	1:45.515	67.69	8.810	09:20:39.081
2 -	45.091	52.404	1:37.495	73.26	0.790	09:22:16.576
3 -	44.948	52.511	1:37.459 (3)	73.28	0.754	09:23:54.035
4 -	44.985	54.571	1:39.556	71.74	2.851	09:25:33.591
5 -	44.557	52.148	1:36.705 (1)	73.85		09:27:10.296
6 -	45.356	52.441	1:37.797	73.03	1.092	09:28:48.093
7 -	44.747	52.678	1:37.425 (2)	73.31	0.720	09:30:25.518
8 -	45.283	52.871	1:38.154	72.76	1.449	09:32:03.672

P31 88 RMT Peter RANDALL			Suzuki -			
IDEAL LAP TIME : 1:38.664		BEST LAP TIME : 1:38.892		DIFFERENCE : 0.228		
LAP	SECTOR 1	SECTOR 2	LAP TIME	MPH	DIFF	TIME OF DAY
1 -	53.913	58.220	1:52.133	63.69	13.241	09:19:31.809
2 -	49.158	55.803	1:44.961	68.04	6.069	09:21:16.770
3 -	47.402	54.893	1:42.295	69.82	3.403	09:22:59.065
4 -	46.576	53.797	1:40.373	71.15	1.481	09:24:39.438
5 -	46.776	53.530	1:40.306 (3)	71.20	1.414	09:26:19.744
6 -	46.245	53.200	1:39.445 (2)	71.82	0.553	09:27:59.189
7 -	45.464	53.428	1:38.892 (1)	72.22		09:29:38.081
8 -	46.457	54.390	1:40.847	70.82	1.955	09:31:18.928
9 -	48.393	53.886	1:42.279	69.83	3.387	09:33:01.207

P32 134 TBS Debbie PETTET			Kawasaki -			
IDEAL LAP TIME : 1:38.633		BEST LAP TIME : 1:38.996		DIFFERENCE : 0.363		
LAP	SECTOR 1	SECTOR 2	LAP TIME	MPH	DIFF	TIME OF DAY
1 -	47.359	54.445	1:41.804	70.15	2.808	09:19:34.784
2 -	45.907	54.846	1:40.753	70.89	1.757	09:21:15.537
3 -	45.407	53.726	1:39.133 (3)	72.05	0.137	09:22:54.670
4 -	45.380	53.660	1:39.040 (2)	72.11	0.044	09:24:33.710
5 -	46.332	53.795	1:40.127	71.33	1.131	09:26:13.837
6 -	45.701	54.629	1:40.330	71.19	1.334	09:27:54.167
7 -	45.743	53.253	1:38.996 (1)	72.14		09:29:33.163

P33 26 RMT Steven DOLAN			Suzuki -			
IDEAL LAP TIME : 1:39.275		BEST LAP TIME : 1:40.135		DIFFERENCE : 0.860		
LAP	SECTOR 1	SECTOR 2	LAP TIME	MPH	DIFF	TIME OF DAY
1 -	55.264	1:02.922	1:58.186	60.43	18.051	09:19:56.144
2 -	49.335	58.401	1:47.736	66.29	7.601	09:21:43.880
3 -	48.080	55.032	1:43.112	69.26	2.977	09:23:26.992
4 -	48.046	55.014	1:43.060	69.30	2.925	09:25:10.052
5 -	46.489	53.744	1:40.233 (2)	71.25	0.098	09:26:50.285
6 -	46.236	54.395	1:40.631 (3)	70.97	0.496	09:28:30.916
7 -	47.096	53.039	1:40.135 (1)	71.32		09:30:11.051

Weather / Track : Cloudy / Dry

Snetterton 200
Circuit Length = 1.9840 miles
Start: 09:17 Flag 09:31 End: 09:33

BMCRC - MRO Championships 2015 - Rnd 10 @ Snetterton 200

Thunderbike Sport & BMCRC Rookie Minitwins

QUALIFYING - BEST SECTORS

SECTOR 1			SECTOR 2			IDEAL / BEST COMPARISON						
POS	NO	NAME	TIME	NO	NAME	TIME	POS	NO	NAME	IDEAL	BEST	DIFF
									PERFECT LAP	1:20.542		
1	43	WALKEY	38.153	14	BURRAGE	42.389	1	14	BURRAGE	1:20.760	1:20.970	0.210
2	14	BURRAGE	38.371	98	TOPPING	42.754	2	43	WALKEY	1:21.108	1:21.347	0.239
3	111	FOLKES	38.577	43	WALKEY	42.955	3	98	TOPPING	1:21.686	1:21.915	0.229
4	35	WALSH	38.694	58	COSTIN	43.566	4	35	WALSH	1:22.345	1:22.604	0.259
5	58	COSTIN	38.792	35	WALSH	43.651	5	58	COSTIN	1:22.358	1:22.448	0.090
6	98	TOPPING	38.932	111	FOLKES	43.802	6	111	FOLKES	1:22.379	1:22.647	0.268
7	122	POVAH	39.077	122	POVAH	44.084	7	122	POVAH	1:23.161	1:23.189	0.028
8	81	MAY	39.275	50	HIGLETT	44.182	8	50	HIGLETT	1:23.516	1:23.656	0.140
9	50	HIGLETT	39.334	81	MAY	44.335	9	81	MAY	1:23.610	1:23.610	0.000
10	9	THOMPSON	39.433	22	DOWDS	44.979	10	22	DOWDS	1:24.608	1:24.970	0.362
11	22	DOWDS	39.629	34	JOHNSON	45.091	11	9	THOMPSON	1:24.665	1:25.219	0.554
12	37	WILSON	39.646	444	WILLIAMS	45.092	12	444	WILLIAMS	1:25.235	1:25.235	0.000
13	131	SELWAY	40.076	9	THOMPSON	45.232	13	34	JOHNSON	1:25.295	1:25.499	0.204
14	444	WILLIAMS	40.143	131	SELWAY	45.291	14	131	SELWAY	1:25.367	1:25.455	0.088
15	34	JOHNSON	40.204	169	MILES	45.574	15	37	WILSON	1:25.552	1:26.047	0.495
16	169	MILES	40.652	37	WILSON	45.906	16	169	MILES	1:26.226	1:27.419	1.193
17	140	SALES	40.793	43	DAY	46.420	17	140	SALES	1:27.467	1:27.554	0.087
18	43	DAY	41.182	140	SALES	46.674	18	43	DAY	1:27.602	1:27.602	0.000
19	32	THAY	42.095	114	EDMONDSON	47.379	19	114	EDMONDSON	1:29.698	1:29.698	0.000
20	75	HIGERTY	42.234	192	MOFFA	47.406	20	32	THAY	1:29.723	1:29.723	0.000
21	41	TURNER	42.301	32	THAY	47.628	21	192	MOFFA	1:29.945	1:30.052	0.107
22	114	EDMONDSON	42.319	15	JONES	48.202	22	15	JONES	1:30.657	1:30.657	0.000
23	113	ELKINS	42.368	62	THOMAS	48.652	23	75	HIGERTY	1:30.940	1:31.627	0.687
24	66	SMITH	42.415	75	HIGERTY	48.706	24	66	SMITH	1:31.144	1:31.824	0.680
25	84	BRANCO	42.451	66	SMITH	48.729	25	41	TURNER	1:31.403	1:32.509	1.106
26	15	JONES	42.455	41	TURNER	49.102	26	113	ELKINS	1:31.579	1:31.611	0.032
27	192	MOFFA	42.539	113	ELKINS	49.211	27	62	THOMAS	1:31.954	1:32.268	0.314
28	62	THOMAS	43.302	84	BRANCO	49.574	28	84	BRANCO	1:32.025	1:32.304	0.279
29	12	KETTERINGHAM	44.392	12	KETTERINGHAM	51.531	29	12	KETTERINGHAM	1:35.923	1:35.925	0.002
30	31	EVENDEN	44.557	31	EVENDEN	52.148	30	31	EVENDEN	1:36.705	1:36.705	0.000
31	134	PETTET	45.380	26	DOLAN	53.039	31	134	PETTET	1:38.633	1:38.996	0.363
32	88	RANDALL	45.464	88	RANDALL	53.200	32	88	RANDALL	1:38.664	1:38.892	0.228
33	26	DOLAN	46.236	134	PETTET	53.253	33	26	DOLAN	1:39.275	1:40.135	0.860

Weather / Track : Cloudy / Dry

Results can be found at www.tsl-timing.com

Snetterton 200

Circuit Length = 1.9840 miles

Start: 09:17 Flag 09:31 End: 09:33

Printed - 09:35 Saturday, 24 October 2015

BMCRC - MRO Championships 2015 - Rnd 10 @ Snetterton 200

Thunderbike Sport & BMCRC Rookie Minitwins

RACE 2 - CLASSIFICATION



POS	NO	CL	PIC NAME	R	ENTRY	LAPS	TIME	GAP	DIFF	MPH	BEST	ON
1	14	TBS	1 Chris BURRAGE		Kawasaki - David Burrage	5	6:51.306			86.82	1:20.305	5
2	58	TBS	2 Steve COSTIN		Suzuki - AUTO REVIVE,SAKURA,LKY7SPORTS	5	6:53.312	2.006	2.006	86.40	1:19.855	5
3	122	TBS	3 Jake POVAH		Suzuki - www.78plate.com	5	6:53.382	2.076	0.070	86.39	1:20.484	3
4	35	TBS	4 Tyler WALSH		Suzuki - GBR Powerlines	5	6:53.448	2.142	0.066	86.37	1:20.306	5
5	81	TBS	5 Malvern MAY		Ducati -	5	7:03.304	11.998	9.856	84.36	1:22.424	2
6	131	TBS	6 Emma SELWAY		Suzuki -	5	7:03.444	12.138	0.140	84.33	1:22.792	2
7	37	TBS	7 Stephen WILSON		Suzuki -	5	7:08.983	17.677	5.539	83.24	1:23.756	2
8	169	TBS	8 Robert MILES		Suzuki - The Bike Shop Long Eaton	5	7:12.767	21.461	3.784	82.52	1:24.186	4
9	114	TBS	9 Doug EDMONDSON		Yamaha - Wave Racing Developments	5	7:19.345	28.039	6.578	81.28	1:26.043	4
10	75	TBS	10 Steve HIGERTY		Yamaha - Wave Racing Developments	5	7:31.337	40.031	11.992	79.12	1:27.630	2
11	62	TBS	11 Allun THOMAS	R	Honda -	5	7:47.360	56.054	16.023	76.41	1:31.905	2
12	22	RMT	1 Darren DOWDS		Suzuki - IRP decals	5	7:49.478	58.172	2.118	76.06	1:23.594	3
13	143	RMT	2 Harrison DAY		Suzuki -	5	7:51.086	59.780	1.608	75.80	1:24.636	2
14	34	RMT	3 Andrew JOHNSON		Suzuki - Rose & Charlie Racing	5	7:54.350	1:03.044	3.264	75.28	1:24.130	3
15	12	TBS	12 Colin KETTERINGHAM		Suzuki -	5	8:02.051	1:10.745	7.701	74.08	1:34.479	5
16	140	RMT	4 Daniel SALES		Suzuki -	5	8:02.955	1:11.649	0.904	73.94	1:26.492	5
17	192	RMT	5 Daniel MOFFA		Suzuki - Forest Stump	5	8:03.098	1:11.792	0.143	73.92	1:26.009	5
18	32	RMT	6 Chris THAY		Suzuki - Scell-it uk	5	8:08.825	1:17.519	5.727	73.05	1:27.425	2
19	15	RMT	7 Stephen JONES		Suzuki - MW SOLICITORS	5	8:08.891	1:17.585	0.066	73.04	1:27.378	3
20	66	RMT	8 Mark SMITH		Suzuki - Nick&Brian Scott fisheries	5	8:09.432	1:18.126	0.541	72.96	1:27.207	5
21	84	RMT	9 Ricardo BRANCO		Suzuki - Essential Rubber Tyres	5	8:14.078	1:22.772	4.646	72.28	1:28.667	3
22	113	RMT	10 Sam ELKINS		Suzuki - Jumpstart Mobile Mechanic + Dad	5	8:15.068	1:23.762	0.990	72.13	1:27.986	3
23	134	TBS	13 Debbie PETTET		Kawasaki -	5	8:23.997	1:32.691	8.929	70.85	1:38.929	2
24	31	RMT	11 Kelvin EVENDEN		Suzuki - Glosrose Group	4	7:15.354	1 Lap	1 Lap	65.62	1:35.568	3
25	26	RMT	12 Steven DOLAN		Suzuki -	4	7:22.573	1 Lap	7.219	64.55	1:37.327	2
26	88	RMT	13 Peter RANDALL		Suzuki -	4	7:22.984	1 Lap	0.411	64.49	1:38.954	3

NOT CLASSIFIED

DNF	98	TBS	Steven TOPPING		Suzuki - HDS / Nutsmoto	2	2:49.592	3 Laps	2 Laps	84.23	1:21.712	2
DNF	50	TBS	Graham HIGLETT		Kawasaki - Face to Face Finance	2	2:51.919	3 Laps	2.327	83.09	1:22.744	2
DNF	444	RMT	Mark WILLIAMS		Suzuki - F.C.I.L MOTORCYCLES	1	2:12.695	4 Laps	1 Lap	53.82	2:12.695	1

FASTEST LAP

58	TBS	Steve COSTIN	Suzuki - AUTO REVIVE,SAKURA,LKY7SPORTS	5	1:19.855	89.44 mph	143.94 kph
22	RMT	Darren DOWDS	Suzuki - IRP decals	3	1:23.594	85.44 mph	137.50 kph

Class TBS - 90% of Race Speed = 78.13 mph
 Class RMT - 90% of Race Speed = 68.45 mph

Snetterton 200
 Circuit Length = 1.9840 miles
 Start: 12:02 Flag 12:09 End: 12:10

Weather / Track : Cloudy / Dry

These results are provisional until the conclusion of any judicial and technical matters.

Clerk Of Course :	Timekeeper :
-------------------	--------------

Results can be found at www.tsl-timing.com

Printed - 12:11 Saturday, 24 October 2015



BMCRC - MRO Championships 2015 - Rnd 10 @ Snetterton 200

Thunderbike Sport & BMCRC Rookie Minitwins

RACE 2 - LAP CHART

LAP 1 @ 12:03:47.466

NO	BEHIND	LAP TIME
14		1:27.623
98	0.257	1:27.880
122	0.596	1:28.219
58	0.694	1:28.317
35	0.808	1:28.431
50	1.552	1:29.175
81	1.630	1:29.253
131	2.952	1:30.575
37	3.686	1:31.309
169	4.811	1:32.434
114	5.798	1:33.421
75	6.741	1:34.364
62	10.287	1:37.910
12	14.675	1:42.298
134	18.430	1:46.053
22	43.444	2:11.067
143	44.405	2:12.028
34	44.472	2:12.095
444	45.072	2:12.695
140	46.361	2:13.984
192	46.982	2:14.605
32	47.744	2:15.367
84	49.422	2:17.045
66	49.665	2:17.288
15	49.888	2:17.511
113	51.171	2:18.794
88	57.498	2:25.121
31	58.082	2:25.705
26	1:00.615	2:28.238

LAP 2 @ 12:05:09.142

NO	BEHIND	LAP TIME
14		1:21.676
98	0.293	1:21.712
58	0.476	1:21.458
122	0.802	1:21.882
35	1.313	1:22.181
81	2.378	1:22.424
50	2.620	1:22.744
131	4.068	1:22.792
37	5.766	1:23.756
169	7.439	1:24.304
114	10.454	1:26.332
75	12.695	1:27.630
62	20.516	1:31.905
12	28.605	1:35.606
134	35.683	1:38.929
22	46.744	1:24.976
34	46.927	1:24.131
143	47.365	1:24.636
140	51.294	1:26.609
192	52.069	1:26.763
32	53.493	1:27.425
66	56.500	1:28.511
84	56.510	1:28.764
15	56.736	1:28.524
113	57.861	1:28.366
31	1:14.290	1:37.884
88	1:15.198	1:39.376
26	1:16.266	1:37.327

LAP 3 @ 12:06:29.906

NO	BEHIND	LAP TIME
14		1:20.764
58	0.425	1:20.713
122	0.522	1:20.484
35	1.466	1:20.917
81	5.590	1:23.976
131	6.942	1:23.638
37	9.694	1:24.692
169	11.322	1:24.647
114	16.376	1:26.686
75	21.619	1:29.688
62	32.246	1:32.494
12	42.758	1:34.917
22	49.574	1:23.594
34	50.293	1:24.130
143	51.441	1:24.840
134	54.329	1:39.410
192	58.395	1:27.090
140	58.695	1:28.165
32	1:00.981	1:28.252
15	1:03.350	1:27.378
66	1:03.983	1:28.247
84	1:04.413	1:28.667
113	1:05.083	1:27.986

LAP 4 @ 12:07:50.844

NO	BEHIND	LAP TIME
14		1:20.938
122	1.487	1:21.903
35	2.141	1:21.613
58	2.456	1:22.969
31	1 Lap	1:35.568
81	8.434	1:23.782
131	8.899	1:22.895
88	1 Lap	1:38.954
37	12.896	1:24.140
26	1 Lap	1:38.343
169	14.570	1:24.186
114	21.481	1:26.043
75	29.797	1:29.116
62	44.062	1:32.754
22	53.191	1:24.555
34	53.591	1:24.236
143	55.312	1:24.809
12	56.571	1:34.751
140	1:05.462	1:27.705
192	1:06.088	1:28.631
32	1:09.387	1:29.344
15	1:09.850	1:27.438
66	1:11.224	1:28.179
84	1:13.606	1:30.131
113	1:13.663	1:29.518
134	1:13.912	1:40.521

LAP 5 @ 12:09:11.149

NO	BEHIND	LAP TIME
14		1:20.305
58	2.006	1:19.855
122	2.076	1:20.894
35	2.142	1:20.306
81	11.998	1:23.869
131	12.138	1:23.544

37	17.677	1:25.086
169	21.461	1:27.196
31	1 Lap	1:36.197
114	28.039	1:26.863
26	1 Lap	1:38.665
88	1 Lap	1:39.533
75	40.031	1:30.539
62	56.054	1:32.297
22	58.172	1:25.286
143	59.780	1:24.773
34	1:03.044	1:29.758
12	1:10.745	1:34.479
140	1:11.649	1:26.492
192	1:11.792	1:26.009
32	1:17.519	1:28.437
15	1:17.585	1:28.040
66	1:18.126	1:27.207
84	1:22.772	1:29.471
113	1:23.762	1:30.404
134	1:32.691	1:39.084

Weather / Track : Cloudy / Dry

Results can be found at www.tsl-timing.com

Snetterton 200
Circuit Length = 1.9840 miles
Start: 12:02 Flag 12:09 End: 12:10

Printed - 12:12 Saturday, 24 October 2015

BMCRC - MRO Championships 2015 - Rnd 10 @ Snetterton 200

Thunderbike Sport & BMCRC Rookie Minitwins

RACE 2 - SECTOR ANALYSIS

SECTOR 1 = FL to I1, SECTOR 2 = I1 to FL, DIFF = Difference To Personal Best Lap

P1 14 TBS Chris BURRAGE		Kawasaki - David Burrage				
IDEAL LAP TIME : 1:20.263		BEST LAP TIME : 1:20.305		DIFFERENCE : 0.042		
LAP	SECTOR 1	SECTOR 2	LAP TIME	MPH	DIFF	TIME OF DAY
1 -			1:27.623	81.51	7.318	12:03:47.466
2 -	38.398	43.278	1:21.676	87.44	1.371	12:05:09.142
3 -	37.963	42.801	1:20.764 (2)	88.43	0.459	12:06:29.906
4 -	38.391	42.547	1:20.938 (3)	88.24	0.633	12:07:50.844
5 -	38.005	42.300	1:20.305 (1)	88.94		12:09:11.149

P2 58 TBS Steve COSTIN		Suzuki - AUTO REVIVE,SAKURA,LKY7SPORTS				
IDEAL LAP TIME : 1:19.855		BEST LAP TIME : 1:19.855		DIFFERENCE : 0.000		
LAP	SECTOR 1	SECTOR 2	LAP TIME	MPH	DIFF	TIME OF DAY
1 -			1:28.317	80.87	8.462	12:03:48.160
2 -	38.461	42.997	1:21.458 (3)	87.68	1.603	12:05:09.618
3 -	38.037	42.676	1:20.713 (2)	88.49	0.858	12:06:30.331
4 -	39.080	43.889	1:22.969	86.08	3.114	12:07:53.300
5 -	37.515	42.340	1:19.855 (1)	89.44		12:09:13.155

P3 122 TBS Jake POVAH		Suzuki - www.78plate.com				
IDEAL LAP TIME : 1:20.484		BEST LAP TIME : 1:20.484		DIFFERENCE : 0.000		
LAP	SECTOR 1	SECTOR 2	LAP TIME	MPH	DIFF	TIME OF DAY
1 -			1:28.219	80.96	7.735	12:03:48.062
2 -	38.682	43.200	1:21.882 (3)	87.22	1.398	12:05:09.944
3 -	38.118	42.366	1:20.484 (1)	88.74		12:06:30.428
4 -	38.837	43.066	1:21.903	87.20	1.419	12:07:52.331
5 -	38.191	42.703	1:20.894 (2)	88.29	0.410	12:09:13.225

P4 35 TBS Tyler WALSH		Suzuki - GBR Powerlines				
IDEAL LAP TIME : 1:20.219		BEST LAP TIME : 1:20.306		DIFFERENCE : 0.087		
LAP	SECTOR 1	SECTOR 2	LAP TIME	MPH	DIFF	TIME OF DAY
1 -			1:28.431	80.76	8.125	12:03:48.274
2 -	38.735	43.446	1:22.181	86.91	1.875	12:05:10.455
3 -	38.198	42.719	1:20.917 (2)	88.26	0.611	12:06:31.372
4 -	38.097	43.516	1:21.613 (3)	87.51	1.307	12:07:52.985
5 -	38.184	42.122	1:20.306 (1)	88.94		12:09:13.291

P5 81 TBS Malvern MAY		Ducati -				
IDEAL LAP TIME : 1:22.188		BEST LAP TIME : 1:22.424		DIFFERENCE : 0.236		
LAP	SECTOR 1	SECTOR 2	LAP TIME	MPH	DIFF	TIME OF DAY
1 -			1:29.253	80.02	6.829	12:03:49.096
2 -	38.798	43.626	1:22.424 (1)	86.65		12:05:11.520
3 -	38.562	45.414	1:23.976	85.05	1.552	12:06:35.496
4 -	38.979	44.803	1:23.782 (2)	85.25	1.358	12:07:59.278
5 -	38.922	44.947	1:23.869 (3)	85.16	1.445	12:09:23.147

P6 131 TBS Emma SELWAY		Suzuki -				
IDEAL LAP TIME : 1:22.573		BEST LAP TIME : 1:22.792		DIFFERENCE : 0.219		
LAP	SECTOR 1	SECTOR 2	LAP TIME	MPH	DIFF	TIME OF DAY
1 -			1:30.575	78.85	7.783	12:03:50.418
2 -	38.876	43.916	1:22.792 (1)	86.27		12:05:13.210
3 -	38.815	44.823	1:23.638	85.39	0.846	12:06:36.848
4 -	38.657	44.238	1:22.895 (2)	86.16	0.103	12:07:59.743
5 -	38.878	44.666	1:23.544 (3)	85.49	0.752	12:09:23.287

P7 37 TBS Stephen WILSON		Suzuki -				
IDEAL LAP TIME : 1:23.756		BEST LAP TIME : 1:23.756		DIFFERENCE : 0.000		
LAP	SECTOR 1	SECTOR 2	LAP TIME	MPH	DIFF	TIME OF DAY

Weather / Track : Cloudy / Dry

Snetterton 200
Circuit Length = 1.9840 miles
Start: 12:02 Flag 12:09 End: 12:10

BMCRC - MRO Championships 2015 - Rnd 10 @ Snetterton 200

Thunderbike Sport & BMCRC Rookie Minitwins

RACE 2 - SECTOR ANALYSIS

SECTOR 1 = FL to I1, SECTOR 2 = I1 to FL, DIFF = Difference To Personal Best Lap

1 -			1:31.309	78.22	7.553	12:03:51.152
2 -	39.245	44.511	1:23.756 (1)	85.27		12:05:14.908
3 -	39.487	45.205	1:24.692 (3)	84.33	0.936	12:06:39.600
4 -	39.326	44.814	1:24.140 (2)	84.88	0.384	12:08:03.740
5 -	40.051	45.035	1:25.086	83.94	1.330	12:09:28.826

P8 169 TBS Robert MILES			Suzuki - The Bike Shop Long Eaton			
IDEAL LAP TIME : 1:23.888		BEST LAP TIME : 1:24.186		DIFFERENCE : 0.298		
LAP	SECTOR 1	SECTOR 2	LAP TIME	MPH	DIFF	TIME OF DAY
1 -			1:32.434	77.27	8.248	12:03:52.277
2 -	39.460	44.844	1:24.304 (2)	84.72	0.118	12:05:16.581
3 -	40.052	44.595	1:24.647 (3)	84.38	0.461	12:06:41.228
4 -	39.758	44.428	1:24.186 (1)	84.84		12:08:05.414
5 -	40.667	46.529	1:27.196	81.91	3.010	12:09:32.610

P9 114 TBS Doug EDMONDSON			Yamaha - Wave Racing Developments			
IDEAL LAP TIME : 1:25.862		BEST LAP TIME : 1:26.043		DIFFERENCE : 0.181		
LAP	SECTOR 1	SECTOR 2	LAP TIME	MPH	DIFF	TIME OF DAY
1 -			1:33.421	76.45	7.378	12:03:53.264
2 -	41.150	45.182	1:26.332 (2)	82.73	0.289	12:05:19.596
3 -	41.219	45.467	1:26.686 (3)	82.39	0.643	12:06:46.282
4 -	41.061	44.982	1:26.043 (1)	83.01		12:08:12.325
5 -	40.880	45.983	1:26.863	82.22	0.820	12:09:39.188

P10 75 TBS Steve HIGERTY			Yamaha - Wave Racing Developments			
IDEAL LAP TIME : 1:27.630		BEST LAP TIME : 1:27.630		DIFFERENCE : 0.000		
LAP	SECTOR 1	SECTOR 2	LAP TIME	MPH	DIFF	TIME OF DAY
1 -			1:34.364	75.69	6.734	12:03:54.207
2 -	41.082	46.548	1:27.630 (1)	81.50		12:05:21.837
3 -	42.072	47.616	1:29.688 (3)	79.63	2.058	12:06:51.525
4 -	42.042	47.074	1:29.116 (2)	80.14	1.486	12:08:20.641
5 -	42.743	47.796	1:30.539	78.88	2.909	12:09:51.180

P11 62 TBS Allun THOMAS			Honda -			
IDEAL LAP TIME : 1:31.905		BEST LAP TIME : 1:31.905		DIFFERENCE : 0.000		
LAP	SECTOR 1	SECTOR 2	LAP TIME	MPH	DIFF	TIME OF DAY
1 -			1:37.910	72.94	6.005	12:03:57.753
2 -	43.134	48.771	1:31.905 (1)	77.71		12:05:29.658
3 -	43.462	49.032	1:32.494 (3)	77.22	0.589	12:07:02.152
4 -	43.740	49.014	1:32.754	77.00	0.849	12:08:34.906
5 -	43.335	48.962	1:32.297 (2)	77.38	0.392	12:10:07.203

P12 22 RMT Darren DOWDS			Suzuki - IRP decals			
IDEAL LAP TIME : 1:23.594		BEST LAP TIME : 1:23.594		DIFFERENCE : 0.000		
LAP	SECTOR 1	SECTOR 2	LAP TIME	MPH	DIFF	TIME OF DAY
1 -		45.049	2:11.067	54.49	47.473	12:04:30.910
2 -	39.903	45.073	1:24.976 (3)	84.05	1.382	12:05:55.886
3 -	39.455	44.139	1:23.594 (1)	85.44		12:07:19.480
4 -	39.797	44.758	1:24.555 (2)	84.47	0.961	12:08:44.035
5 -	40.519	44.767	1:25.286	83.74	1.692	12:10:09.321

P13 143 RMT Harrison DAY			Suzuki -			
IDEAL LAP TIME : 1:24.442		BEST LAP TIME : 1:24.636		DIFFERENCE : 0.194		
LAP	SECTOR 1	SECTOR 2	LAP TIME	MPH	DIFF	TIME OF DAY
1 -		45.553	2:12.028	54.09	47.392	12:04:31.871
2 -	39.730	44.906	1:24.636 (1)	84.39		12:05:56.507
3 -	39.536	45.304	1:24.840	84.18	0.204	12:07:21.347
4 -	39.671	45.138	1:24.809 (3)	84.21	0.173	12:08:46.156

Weather / Track : Cloudy / Dry

Snetterton 200
Circuit Length = 1.9840 miles
Start: 12:02 Flag 12:09 End: 12:10

BMCRC - MRO Championships 2015 - Rnd 10 @ Snetterton 200

Thunderbike Sport & BMCRC Rookie Minitwins

RACE 2 - SECTOR ANALYSIS

SECTOR 1 = FL to I1, SECTOR 2 = I1 to FL, DIFF = Difference To Personal Best Lap

5 - 39.789 44.984 1:24.773 (2) 84.25 0.137 12:10:10.929

P14 34 RMT Andrew JOHNSON			Suzuki - Rose & Charlie Racing			
IDEAL LAP TIME : 1:23.340		BEST LAP TIME : 1:24.130		DIFFERENCE : 0.790		
LAP	SECTOR 1	SECTOR 2	LAP TIME	MPH	DIFF	TIME OF DAY
1 -		45.212	2:12.095	54.07	47.965	12:04:31.938
2 -	39.009	45.122	1:24.131 (2)	84.89	0.001	12:05:56.069
3 -	39.340	44.790	1:24.130 (1)	84.89		12:07:20.199
4 -	39.905	44.331	1:24.236 (3)	84.79	0.106	12:08:44.435
5 -	41.453	48.305	1:29.758	79.57	5.628	12:10:14.193

P15 12 TBS Colin KETTERINGHAM			Suzuki -			
IDEAL LAP TIME : 1:34.479		BEST LAP TIME : 1:34.479		DIFFERENCE : 0.000		
LAP	SECTOR 1	SECTOR 2	LAP TIME	MPH	DIFF	TIME OF DAY
1 -		51.411	1:42.298	69.82	7.819	12:04:02.141
2 -	44.195	51.411	1:35.606	74.70	1.127	12:05:37.747
3 -	44.055	50.862	1:34.917 (3)	75.25	0.438	12:07:12.664
4 -	43.948	50.803	1:34.751 (2)	75.38	0.272	12:08:47.415
5 -	43.817	50.662	1:34.479 (1)	75.59		12:10:21.894

P16 140 RMT Daniel SALES			Suzuki -			
IDEAL LAP TIME : 1:26.259		BEST LAP TIME : 1:26.492		DIFFERENCE : 0.233		
LAP	SECTOR 1	SECTOR 2	LAP TIME	MPH	DIFF	TIME OF DAY
1 -		45.966	2:13.984	53.30	47.492	12:04:33.827
2 -	40.514	46.095	1:26.609 (2)	82.46	0.117	12:06:00.436
3 -	40.803	47.362	1:28.165	81.01	1.673	12:07:28.601
4 -	41.430	46.275	1:27.705 (3)	81.43	1.213	12:08:56.306
5 -	40.747	45.745	1:26.492 (1)	82.58		12:10:22.798

P17 192 RMT Daniel MOFFA			Suzuki - Forest Stump			
IDEAL LAP TIME : 1:25.639		BEST LAP TIME : 1:26.009		DIFFERENCE : 0.370		
LAP	SECTOR 1	SECTOR 2	LAP TIME	MPH	DIFF	TIME OF DAY
1 -		46.259	2:14.605	53.06	48.596	12:04:34.448
2 -	41.294	45.469	1:26.763 (2)	82.32	0.754	12:06:01.211
3 -	41.134	45.956	1:27.090 (3)	82.01	1.081	12:07:28.301
4 -	42.027	46.604	1:28.631	80.58	2.622	12:08:56.932
5 -	40.170	45.839	1:26.009 (1)	83.04		12:10:22.941

P18 32 RMT Chris THAY			Suzuki - Scell-it uk			
IDEAL LAP TIME : 1:27.425		BEST LAP TIME : 1:27.425		DIFFERENCE : 0.000		
LAP	SECTOR 1	SECTOR 2	LAP TIME	MPH	DIFF	TIME OF DAY
1 -		46.720	2:15.367	52.76	47.942	12:04:35.210
2 -	41.060	46.365	1:27.425 (1)	81.69		12:06:02.635
3 -	41.373	46.879	1:28.252 (2)	80.93	0.827	12:07:30.887
4 -	41.691	47.653	1:29.344	79.94	1.919	12:09:00.231
5 -	41.392	47.045	1:28.437 (3)	80.76	1.012	12:10:28.668

P19 15 RMT Stephen JONES			Suzuki - MW SOLICITORS			
IDEAL LAP TIME : 1:27.285		BEST LAP TIME : 1:27.378		DIFFERENCE : 0.093		
LAP	SECTOR 1	SECTOR 2	LAP TIME	MPH	DIFF	TIME OF DAY
1 -		48.191	2:17.511	51.94	50.133	12:04:37.354
2 -	41.301	47.223	1:28.524	80.68	1.146	12:06:05.878
3 -	40.711	46.667	1:27.378 (1)	81.74		12:07:33.256
4 -	40.864	46.574	1:27.438 (2)	81.68	0.060	12:09:00.694
5 -	41.126	46.914	1:28.040 (3)	81.12	0.662	12:10:28.734

Weather / Track : Cloudy / Dry

Snetterton 200
Circuit Length = 1.9840 miles
Start: 12:02 Flag 12:09 End: 12:10

BMCRC - MRO Championships 2015 - Rnd 10 @ Snetterton 200

Thunderbike Sport & BMCRC Rookie Minitwins

RACE 2 - SECTOR ANALYSIS

SECTOR 1 = FL to I1, SECTOR 2 = I1 to FL, DIFF = Difference To Personal Best Lap

P20 66 RMT Mark SMITH		Suzuki - Nick&Brian Scott fisheries				
IDEAL LAP TIME : 1:27.049		BEST LAP TIME : 1:27.207		DIFFERENCE : 0.158		
LAP	SECTOR 1	SECTOR 2	LAP TIME	MPH	DIFF	TIME OF DAY
1 -		48.124	2:17.288	52.02	50.081	12:04:37.131
2 -	40.777	47.734	1:28.511	80.69	1.304	12:06:05.642
3 -	41.521	46.726	1:28.247 (3)	80.93	1.040	12:07:33.889
4 -	40.509	47.670	1:28.179 (2)	81.00	0.972	12:09:02.068
5 -	40.667	46.540	1:27.207 (1)	81.90		12:10:29.275

P21 84 RMT Ricardo BRANCO		Suzuki - Essential Rubber Tyres				
IDEAL LAP TIME : 1:28.227		BEST LAP TIME : 1:28.667		DIFFERENCE : 0.440		
LAP	SECTOR 1	SECTOR 2	LAP TIME	MPH	DIFF	TIME OF DAY
1 -		48.381	2:17.045	52.11	48.378	12:04:36.888
2 -	41.115	47.649	1:28.764 (2)	80.46	0.097	12:06:05.652
3 -	41.555	47.112	1:28.667 (1)	80.55		12:07:34.319
4 -	41.330	48.801	1:30.131	79.24	1.464	12:09:04.450
5 -	41.290	48.181	1:29.471 (3)	79.83	0.804	12:10:33.921

P22 113 RMT Sam ELKINS		Suzuki - Jumpstart Mobile Mechanic + Dad				
IDEAL LAP TIME : 1:27.963		BEST LAP TIME : 1:27.986		DIFFERENCE : 0.023		
LAP	SECTOR 1	SECTOR 2	LAP TIME	MPH	DIFF	TIME OF DAY
1 -		48.262	2:18.794	51.46	50.808	12:04:38.637
2 -	40.914	47.452	1:28.366 (2)	80.82	0.380	12:06:07.003
3 -	40.937	47.049	1:27.986 (1)	81.17		12:07:34.989
4 -	41.169	48.349	1:29.518 (3)	79.78	1.532	12:09:04.507
5 -	42.497	47.907	1:30.404	79.00	2.418	12:10:34.911

P23 134 TBS Debbie PETTET		Kawasaki -				
IDEAL LAP TIME : 1:38.586		BEST LAP TIME : 1:38.929		DIFFERENCE : 0.343		
LAP	SECTOR 1	SECTOR 2	LAP TIME	MPH	DIFF	TIME OF DAY
1 -			1:46.053	67.34	7.124	12:04:05.896
2 -	45.604	53.325	1:38.929 (1)	72.19		12:05:44.825
3 -	45.419	53.991	1:39.410 (3)	71.84	0.481	12:07:24.235
4 -	45.973	54.548	1:40.521	71.05	1.592	12:09:04.756
5 -	45.917	53.167	1:39.084 (2)	72.08	0.155	12:10:43.840

P24 31 RMT Kelvin EVENDEN		Suzuki - Glosrose Group				
IDEAL LAP TIME : 1:35.568		BEST LAP TIME : 1:35.568		DIFFERENCE : 0.000		
LAP	SECTOR 1	SECTOR 2	LAP TIME	MPH	DIFF	TIME OF DAY
1 -		52.616	2:25.705	49.02	50.137	12:04:45.548
2 -	45.901	51.983	1:37.884 (3)	72.96	2.316	12:06:23.432
3 -	44.185	51.383	1:35.568 (1)	74.73		12:07:59.000
4 -	44.498	51.699	1:36.197 (2)	74.24	0.629	12:09:35.197

P25 26 RMT Steven DOLAN		Suzuki -				
IDEAL LAP TIME : 1:37.327		BEST LAP TIME : 1:37.327		DIFFERENCE : 0.000		
LAP	SECTOR 1	SECTOR 2	LAP TIME	MPH	DIFF	TIME OF DAY
1 -		52.947	2:28.238	48.18	50.911	12:04:48.081
2 -	45.181	52.146	1:37.327 (1)	73.38		12:06:25.408
3 -	45.486	52.857	1:38.343 (2)	72.62	1.016	12:08:03.751
4 -	45.794	52.871	1:38.665 (3)	72.39	1.338	12:09:42.416

P26 88 RMT Peter RANDALL		Suzuki -				
IDEAL LAP TIME : 1:38.160		BEST LAP TIME : 1:38.954		DIFFERENCE : 0.794		
LAP	SECTOR 1	SECTOR 2	LAP TIME	MPH	DIFF	TIME OF DAY
1 -		52.269	2:25.121	49.21	46.167	12:04:44.964
2 -	46.772	52.604	1:39.376 (2)	71.87	0.422	12:06:24.340

Weather / Track : Cloudy / Dry

Snetterton 200
Circuit Length = 1.9840 miles
Start: 12:02 Flag 12:09 End: 12:10

BMCRC - MRO Championships 2015 - Rnd 10 @ Snetterton 200

Thunderbike Sport & BMCRC Rookie Minitwins

RACE 2 - SECTOR ANALYSIS

SECTOR 1 = FL to I1, SECTOR 2 = I1 to FL, DIFF = Difference To Personal Best Lap

3 -	46.354	52.600	1:38.954 (1)	72.18		12:08:03.294
4 -	45.891	53.642	1:39.533 (3)	71.76	0.579	12:09:42.827

P27	98 TBS	Steven TOPPING	Suzuki - HDS / Nutsmoto			
IDEAL LAP TIME : 1:21.712		BEST LAP TIME : 1:21.712		DIFFERENCE : 0.000		
LAP	SECTOR 1	SECTOR 2	LAP TIME	MPH	DIFF	TIME OF DAY
1 -			1:27.880 (2)	81.27	6.168	12:03:47.723
2 -	38.824	42.888	1:21.712 (1)	87.41		12:05:09.435

P28	50 TBS	Graham HIGLETT	Kawasaki - Face to Face Finance			
IDEAL LAP TIME : 1:21.901		BEST LAP TIME : 1:22.744		DIFFERENCE : 0.843		
LAP	SECTOR 1	SECTOR 2	LAP TIME	MPH	DIFF	TIME OF DAY
1 -			1:29.175 (2)	80.09	6.431	12:03:49.018
2 -	39.198	43.546	1:22.744 (1)	86.32		12:05:11.762

P29	444 RMT	Mark WILLIAMS	Suzuki - F.C.L MOTORCYCLES			
IDEAL LAP TIME : 1:25.300		BEST LAP TIME : 2:12.695		DIFFERENCE : 47.395		
LAP	SECTOR 1	SECTOR 2	LAP TIME	MPH	DIFF	TIME OF DAY
1 -		46.056	2:12.695 (1)	53.82		12:04:32.538

BMCRC - MRO Championships 2015 - Rnd 10 @ Snetterton 200

Thunderbike Sport & BMCRC Rookie Minitwins

RACE 2 - BEST SECTORS

SECTOR 1			SECTOR 2			IDEAL / BEST COMPARISON						
POS	NO	NAME	TIME	NO	NAME	TIME	POS	NO	NAME	IDEAL	BEST	DIFF
									PERFECT LAP	1:19.637		
1	58	COSTIN	37.515	35	WALSH	42.122	1	58	COSTIN	1:19.855	1:19.855	0.000
2	14	BURRAGE	37.963	14	BURRAGE	42.300	2	35	WALSH	1:20.219	1:20.306	0.087
3	35	WALSH	38.097	58	COSTIN	42.340	3	14	BURRAGE	1:20.263	1:20.305	0.042
4	122	POVAH	38.118	122	POVAH	42.366	4	122	POVAH	1:20.484	1:20.484	0.000
5	50	HIGLETT	38.355	98	TOPPING	42.888	5	98	TOPPING	1:21.712	1:21.712	0.000
6	81	MAY	38.562	50	HIGLETT	43.546	6	50	HIGLETT	1:21.901	1:22.744	0.843
7	131	SELWAY	38.657	81	MAY	43.626	7	81	MAY	1:22.188	1:22.424	0.236
8	98	TOPPING	38.824	131	SELWAY	43.916	8	131	SELWAY	1:22.573	1:22.792	0.219
9	34	JOHNSON	39.009	22	DOWDS	44.139	9	34	JOHNSON	1:23.340	1:24.130	0.790
10	444	WILLIAMS	39.244	34	JOHNSON	44.331	10	22	DOWDS	1:23.594	1:23.594	0.000
11	37	WILSON	39.245	169	MILES	44.428	11	37	WILSON	1:23.756	1:23.756	0.000
12	22	DOWDS	39.455	37	WILSON	44.511	12	169	MILES	1:23.888	1:24.186	0.298
13	169	MILES	39.460	143	DAY	44.906	13	143	DAY	1:24.442	1:24.636	0.194
14	143	DAY	39.536	114	EDMONDSON	44.982	14	444	WILLIAMS	1:25.300	2:12.695	47.395
15	192	MOFFA	40.170	192	MOFFA	45.469	15	192	MOFFA	1:25.639	1:26.009	0.370
16	66	SMITH	40.509	140	SALES	45.745	16	114	EDMONDSON	1:25.862	1:26.043	0.181
17	140	SALES	40.514	444	WILLIAMS	46.056	17	140	SALES	1:26.259	1:26.492	0.233
18	15	JONES	40.711	32	THAY	46.365	18	66	SMITH	1:27.049	1:27.207	0.158
19	114	EDMONDSON	40.880	66	SMITH	46.540	19	15	JONES	1:27.285	1:27.378	0.093
20	113	ELKINS	40.914	75	HIGERTY	46.548	20	32	THAY	1:27.425	1:27.425	0.000
21	32	THAY	41.060	15	JONES	46.574	21	75	HIGERTY	1:27.630	1:27.630	0.000
22	75	HIGERTY	41.082	113	ELKINS	47.049	22	113	ELKINS	1:27.963	1:27.986	0.023
23	84	BRANCO	41.115	84	BRANCO	47.112	23	84	BRANCO	1:28.227	1:28.667	0.440
24	62	THOMAS	43.134	62	THOMAS	48.771	24	62	THOMAS	1:31.905	1:31.905	0.000
25	12	KETTERINGHAM	43.817	12	KETTERINGHAM	50.662	25	12	KETTERINGHAM	1:34.479	1:34.479	0.000
26	31	EVENDEN	44.185	31	EVENDEN	51.383	26	31	EVENDEN	1:35.568	1:35.568	0.000
27	26	DOLAN	45.181	26	DOLAN	52.146	27	26	DOLAN	1:37.327	1:37.327	0.000
28	134	PETTET	45.419	88	RANDALL	52.269	28	88	RANDALL	1:38.160	1:38.954	0.794
29	88	RANDALL	45.891	134	PETTET	53.167	29	134	PETTET	1:38.586	1:38.929	0.343

Weather / Track : Cloudy / Dry

Results can be found at www.tsl-timing.com

Snetterton 200

Circuit Length = 1.9840 miles

Start: 12:02 Flag 12:09 End: 12:10

Printed - 12:12 Saturday, 24 October 2015

BMCRC - MRO Championships 2015 - Rnd 10 @ Snetterton 200

Thunderbike Sport & BMCRC Rookie Minitwins

RACE 10 - CLASSIFICATION



POS	NO	CL	PIC NAME	R	ENTRY	LAPS	TIME	GAP	DIFF	MPH	BEST	ON
1	122	TBS	1 Jake POVAH		Suzuki - www.78plate.com	7	10:43.253			77.72	1:30.456	5
2	98	TBS	2 Steven TOPPING		Suzuki - HDS / Nutsmoto	7	10:43.314	0.061	0.061	77.71	1:30.364	6
3	131	TBS	3 Emma SELWAY		Suzuki -	7	10:55.452	12.199	12.138	76.27	1:31.012	5
4	35	TBS	4 Tyler WALSH		Suzuki - GBR Powerlines	7	11:01.721	18.468	6.269	75.55	1:33.051	6
5	81	TBS	5 Malvern MAY		Ducati -	7	11:05.322	22.069	3.601	75.14	1:32.281	6
6	43	TBS	6 Colin WALKEY		Kawasaki - ELP Racing	7	11:11.309	28.056	5.987	74.47	1:33.179	7
7	444	RMT	1 Mark WILLIAMS		Suzuki - F.C.L MOTORCYCLES	7	11:25.620	42.367	14.311	72.92	1:31.287	7
8	22	RMT	2 Darren DOWDS		Suzuki - IRP decals	7	11:28.984	45.731	3.364	72.56	1:31.655	7
9	169	TBS	7 Robert MILES		Suzuki - The Bike Shop Long Eaton	7	11:35.264	52.011	6.280	71.91	1:36.106	5
10	32	RMT	3 Chris THAY		Suzuki - Scell-it uk	7	11:48.989	1:05.736	13.725	70.51	1:34.855	7
11	140	RMT	4 Daniel SALES		Suzuki -	7	11:52.333	1:09.080	3.344	70.18	1:33.424	7
12	84*	RMT	5 Ricardo BRANCO		Suzuki - Essential Rubber Tyres	7	11:59.339	1:16.086	7.006	69.50	1:35.172	5
13	62	TBS	8 Allun THOMAS	R	Honda -	7	12:07.982	1:24.729	8.643	68.67	1:39.810	6
14	134	TBS	9 Debbie PETTET		Kawasaki -	7	12:08.793	1:25.540	0.811	68.60	1:41.646	2
15	192	RMT	6 Daniel MOFFA		Suzuki - Forest Stump	7	12:09.421	1:26.168	0.628	68.54	1:36.597	6
16	66	RMT	7 Mark SMITH		Suzuki - Nick&Brian Scott fisheries	6	10:44.535	1 Lap	1 Lap	66.49	1:39.560	5
17	113	RMT	8 Sam ELKINS		Suzuki - Jumpstart Mobile Mechanic + Dad	6	10:50.283	1 Lap	5.748	65.90	1:40.571	6
18	143	RMT	9 Harrison DAY		Suzuki -	6	10:58.296	1 Lap	8.013	65.10	1:42.382	5
19	31	RMT	10 Kelvin EVENDEN		Suzuki - Glosrose Group	6	11:01.852	1 Lap	3.556	64.75	1:42.412	6
20	26	RMT	11 Steven DOLAN		Suzuki -	6	11:02.217	1 Lap	0.365	64.71	1:42.951	4

NOT CLASSIFIED

DNF	58	TBS	Steve COSTIN		Suzuki - AUTO REVIVE,SAKURA,LKY7SPORTS	5	7:44.598	2 Laps	1 Lap	76.86	1:30.402	5
DNF	34	RMT	Andrew JOHNSON		Suzuki - Rose & Charlie Racing	5	8:24.771	2 Laps	40.173	70.75	1:32.911	4
DNF	37	TBS	Stephen WILSON		Suzuki -	2	3:31.750	5 Laps	3 Laps	67.46	1:42.288	2
DNF	97	RMT	Jake PACKHAM		Suzuki -	2	3:52.571	5 Laps	20.821	61.42	1:37.646	2

FASTEST LAP

98	TBS	Steven TOPPING	Suzuki - HDS / Nutsmoto	6	1:30.364	79.04 mph	127.20 kph
444	RMT	Mark WILLIAMS	Suzuki - F.C.L MOTORCYCLES	7	1:31.287	78.24 mph	125.91 kph

* No. 84 - 10 second penalty - yellow flag infringement

Class TBS - 90% of Race Speed = 69.94 mph

Class RMT - 90% of Race Speed = 65.62 mph

Snetterton 200

Circuit Length = 1.9840 miles

Start: 16:00 Flag 16:11 End: 16:12

Weather / Track : Cloudy / Wet

These results are provisional until the conclusion of any judicial and technical matters.

Clerk Of Course :	Timekeeper :
-------------------	--------------

Results can be found at www.tsl-timing.com

Printed - 16:13 Saturday, 24 October 2015



BMCRC - MRO Championships 2015 - Rnd 10 @ Snetterton 200

Thunderbike Sport & BMCRC Rookie Minitwins

RACE 10 - LAP CHART

LAP 1 @ 16:02:05.068

NO	BEHIND	LAP TIME
122		1:37.046
98	1.638	1:38.684
58	1.653	1:38.699
35	3.178	1:40.224
131	3.370	1:40.416
43	7.196	1:44.242
81	7.775	1:44.821
169	10.560	1:47.606
37	12.416	1:49.462
134	13.561	1:50.607
62	15.765	1:52.811
22	29.891	2:06.937
34	31.758	2:08.804
444	31.919	2:08.965
84	34.393	2:11.439
32	34.542	2:11.588
140	35.968	2:13.014
97	37.879	2:14.925
192	40.530	2:17.576
143	41.949	2:18.995
31	42.782	2:19.828
113	43.150	2:20.196
66	43.213	2:20.259
26	44.981	2:22.027

LAP 2 @ 16:03:36.981

NO	BEHIND	LAP TIME
122		1:31.913
98	0.990	1:31.265
58	2.760	1:33.020
131	4.684	1:33.227
35	4.701	1:33.436
43	9.725	1:34.442
81	10.202	1:34.340
169	18.061	1:39.414
37	22.791	1:42.288
134	23.294	1:41.646
62	28.132	1:44.280
22	33.215	1:35.237
444	33.737	1:33.731
34	35.633	1:35.788
32	39.717	1:37.088
84	39.855	1:37.375
140	43.155	1:39.100
97	43.612	1:37.646
192	49.815	1:41.198
66	55.222	1:43.922
143	55.532	1:45.496
113	55.767	1:44.530
31	56.847	1:45.978
26	57.932	1:44.864

LAP 3 @ 16:05:08.070

NO	BEHIND	LAP TIME
122		1:31.089
98	1.072	1:31.171
58	2.696	1:31.025
35	7.040	1:33.428
131	7.107	1:33.512
43	12.813	1:34.177
81	13.082	1:33.969

169	26.171	1:39.199
134	35.490	1:43.285
22	36.689	1:34.563
444	37.173	1:34.525
34	38.900	1:34.356
62	41.007	1:43.964
32	43.993	1:35.365
84	45.816	1:37.050
140	49.186	1:37.120
192	58.978	1:40.252
66	1:04.069	1:39.936
113	1:06.396	1:41.718
143	1:08.537	1:44.094
31	1:11.824	1:46.066
26	1:12.405	1:45.562

LAP 4 @ 16:06:39.353

NO	BEHIND	LAP TIME
122		1:31.283
98	0.351	1:30.562
58	2.865	1:31.452
131	7.750	1:31.926
35	10.265	1:34.508
81	15.294	1:33.495
43	16.996	1:35.466
169	32.741	1:37.853
444	39.135	1:33.245
22	40.184	1:34.778
34	40.528	1:32.911
134	47.926	1:43.719
32	48.464	1:35.754
84	50.887	1:36.354
62	53.837	1:44.113
140	54.788	1:36.885
192	1:04.968	1:37.273
66	1:13.104	1:40.318
113	1:16.401	1:41.288
143	1:22.143	1:44.889
31	1:23.871	1:43.330
26	1:24.073	1:42.951

LAP 5 @ 16:08:09.809

NO	BEHIND	LAP TIME
122		1:30.456
98	0.465	1:30.570
58	2.811	1:30.402
131	8.306	1:31.012
35	13.116	1:33.307
81	17.200	1:32.362
43	22.690	1:36.150
169	38.391	1:36.106
444	40.934	1:32.255
22	41.973	1:32.245
34	42.984	1:32.912
32	55.186	1:37.178
84	55.603	1:35.172
134	1:00.061	1:42.591
140	1:01.658	1:37.326
62	1:05.368	1:41.987
192	1:11.268	1:36.756
66	1:22.208	1:39.560
113	1:27.925	1:41.980

LAP 6 @ 16:09:40.458

NO	BEHIND	LAP TIME
122		1:30.649
98	0.180	1:30.364
143	1 Lap	1:42.382
26	1 Lap	1:43.743
31	1 Lap	1:44.238
131	9.402	1:31.745
35	15.518	1:33.051
81	18.832	1:32.281
43	25.694	1:33.653
444	41.897	1:31.612
169	44.874	1:37.132
22	44.893	1:33.569
84	1:01.278	1:36.324
32	1:01.698	1:37.161
140	1:06.473	1:35.464
134	1:13.348	1:43.936
62	1:14.529	1:39.810
192	1:17.216	1:36.597

LAP 7 @ 16:11:11.275

NO	BEHIND	LAP TIME
122		1:30.817
98	0.061	1:30.698
66	1 Lap	1:40.540
113	1 Lap	1:40.571
131	12.199	1:33.614
143	1 Lap	1:42.440
35	18.468	1:33.767
31	1 Lap	1:42.412
26	1 Lap	1:43.070
81	22.069	1:34.054
43	28.056	1:33.179
444	42.367	1:31.287
22	45.731	1:31.655
169	52.011	1:37.954
32	1:05.736	1:34.855
84	1:06.086	1:35.625
140	1:09.080	1:33.424
62	1:24.729	1:41.017
134	1:25.540	1:43.009
192	1:26.168	1:39.769

Weather / Track : Cloudy / Wet

Results can be found at www.tsl-timing.com

Snetterton 200

Circuit Length = 1.9840 miles

Start: 16:00 Flag 16:11 End: 16:12

Printed - 16:15 Saturday, 24 October 2015

BMCRC - MRO Championships 2015 - Rnd 10 @ Snetterton 200

Thunderbike Sport & BMCRC Rookie Minitwins

RACE 10 - SECTOR ANALYSIS

SECTOR 1 = FL to I1, SECTOR 2 = I1 to FL, DIFF = Difference To Personal Best Lap

P1 122 TBS Jake POVAH		Suzuki - www.78plate.com				
IDEAL LAP TIME : 1:30.183		BEST LAP TIME : 1:30.456		DIFFERENCE : 0.273		
LAP	SECTOR 1	SECTOR 2	LAP TIME	MPH	DIFF	TIME OF DAY
1 -		49.314	1:37.046	73.59	6.590	16:02:05.068
2 -	43.261	48.652	1:31.913	77.70	1.457	16:03:36.981
3 -	42.888	48.201	1:31.089	78.41	0.633	16:05:08.070
4 -	42.880	48.403	1:31.283	78.24	0.827	16:06:39.353
5 -	42.437	48.019	1:30.456 (1)	78.96		16:08:09.809
6 -	42.164	48.485	1:30.649 (2)	78.79	0.193	16:09:40.458
7 -	42.643	48.174	1:30.817 (3)	78.64	0.361	16:11:11.275

P2 98 TBS Steven TOPPING		Suzuki - HDS / Nutsmoto				
IDEAL LAP TIME : 1:28.996		BEST LAP TIME : 1:30.364		DIFFERENCE : 1.368		
LAP	SECTOR 1	SECTOR 2	LAP TIME	MPH	DIFF	TIME OF DAY
1 -		49.305	1:38.684	72.37	8.320	16:02:06.706
2 -	42.904	48.361	1:31.265	78.26	0.901	16:03:37.971
3 -	42.759	48.412	1:31.171	78.34	0.807	16:05:09.142
4 -	42.945	47.617	1:30.562 (2)	78.86	0.198	16:06:39.704
5 -	42.495	48.075	1:30.570 (3)	78.86	0.206	16:08:10.274
6 -	41.964	48.400	1:30.364 (1)	79.04		16:09:40.638
7 -	43.666	47.032	1:30.698	78.75	0.334	16:11:11.336

P3 131 TBS Emma SELWAY		Suzuki -				
IDEAL LAP TIME : 1:31.012		BEST LAP TIME : 1:31.012		DIFFERENCE : 0.000		
LAP	SECTOR 1	SECTOR 2	LAP TIME	MPH	DIFF	TIME OF DAY
1 -		50.405	1:40.416	71.12	9.404	16:02:08.438
2 -	43.837	49.390	1:33.227	76.61	2.215	16:03:41.665
3 -	43.716	49.796	1:33.512	76.38	2.500	16:05:15.177
4 -	43.071	48.855	1:31.926 (3)	77.69	0.914	16:06:47.103
5 -	42.576	48.436	1:31.012 (1)	78.47		16:08:18.115
6 -	42.798	48.947	1:31.745 (2)	77.85	0.733	16:09:49.860
7 -	44.054	49.560	1:33.614	76.29	2.602	16:11:23.474

P4 35 TBS Tyler WALSH		Suzuki - GBR Powerlines				
IDEAL LAP TIME : 1:32.751		BEST LAP TIME : 1:33.051		DIFFERENCE : 0.300		
LAP	SECTOR 1	SECTOR 2	LAP TIME	MPH	DIFF	TIME OF DAY
1 -		51.112	1:40.224	71.26	7.173	16:02:08.246
2 -	43.063	50.373	1:33.436	76.44	0.385	16:03:41.682
3 -	43.243	50.185	1:33.428 (3)	76.44	0.377	16:05:15.110
4 -	43.958	50.550	1:34.508	75.57	1.457	16:06:49.618
5 -	43.146	50.161	1:33.307 (2)	76.54	0.256	16:08:22.925
6 -	43.363	49.688	1:33.051 (1)	76.75		16:09:55.976
7 -	43.236	50.531	1:33.767	76.17	0.716	16:11:29.743

P5 81 TBS Malvern MAY		Ducati -				
IDEAL LAP TIME : 1:31.561		BEST LAP TIME : 1:32.281		DIFFERENCE : 0.720		
LAP	SECTOR 1	SECTOR 2	LAP TIME	MPH	DIFF	TIME OF DAY
1 -		51.574	1:44.821	68.14	12.540	16:02:12.843
2 -	44.223	50.117	1:34.340	75.71	2.059	16:03:47.183
3 -	43.710	50.259	1:33.969	76.00	1.688	16:05:21.152
4 -	43.771	49.724	1:33.495 (3)	76.39	1.214	16:06:54.647
5 -	42.984	49.378	1:32.362 (2)	77.33	0.081	16:08:27.009
6 -	43.461	48.820	1:32.281 (1)	77.39		16:09:59.290
7 -	42.741	51.313	1:34.054	75.94	1.773	16:11:33.344

P6 43 TBS Colin WALKEY		Kawasaki - ELP Racing				
IDEAL LAP TIME : 1:32.896		BEST LAP TIME : 1:33.179		DIFFERENCE : 0.283		
LAP	SECTOR 1	SECTOR 2	LAP TIME	MPH	DIFF	TIME OF DAY

Weather / Track : Cloudy / Wet

Snetterton 200
Circuit Length = 1.9840 miles
Start: 16:00 Flag 16:11 End: 16:12

BMCRC - MRO Championships 2015 - Rnd 10 @ Snetterton 200

Thunderbike Sport & BMCRC Rookie Minitwins

RACE 10 - SECTOR ANALYSIS

SECTOR 1 = FL to I1, SECTOR 2 = I1 to FL, DIFF = Difference To Personal Best Lap

1 -		51.366	1:44.242	68.51	11.063	16:02:12.264
2 -	44.289	50.153	1:34.442	75.62	1.263	16:03:46.706
3 -	43.780	50.397	1:34.177 (3)	75.84	0.998	16:05:20.883
4 -	44.059	51.407	1:35.466	74.81	2.287	16:06:56.349
5 -	45.540	50.610	1:36.150	74.28	2.971	16:08:32.499
6 -	43.204	50.449	1:33.653 (2)	76.26	0.474	16:10:06.152
7 -	43.487	49.692	1:33.179 (1)	76.65		16:11:39.331

P7 444 RMT Mark WILLIAMS			Suzuki - F.C.L MOTORCYCLES			
IDEAL LAP TIME : 1:31.287		BEST LAP TIME : 1:31.287		DIFFERENCE : 0.000		
LAP	SECTOR 1	SECTOR 2	LAP TIME	MPH	DIFF	TIME OF DAY
1 -		50.517	2:08.965	55.38	37.678	16:02:36.987
2 -	43.268	50.463	1:33.731	76.20	2.444	16:04:10.718
3 -	43.625	50.900	1:34.525	75.56	3.238	16:05:45.243
4 -	43.981	49.264	1:33.245	76.59	1.958	16:07:18.488
5 -	43.390	48.865	1:32.255 (3)	77.42	0.968	16:08:50.743
6 -	43.034	48.578	1:31.612 (2)	77.96	0.325	16:10:22.355
7 -	43.005	48.282	1:31.287 (1)	78.24		16:11:53.642

P8 22 RMT Darren DOWDS			Suzuki - IRP decals			
IDEAL LAP TIME : 1:31.655		BEST LAP TIME : 1:31.655		DIFFERENCE : 0.000		
LAP	SECTOR 1	SECTOR 2	LAP TIME	MPH	DIFF	TIME OF DAY
1 -		51.555	2:06.937	56.26	35.282	16:02:34.959
2 -	44.560	50.677	1:35.237	74.99	3.582	16:04:10.196
3 -	43.754	50.809	1:34.563	75.53	2.908	16:05:44.759
4 -	44.781	49.997	1:34.778	75.36	3.123	16:07:19.537
5 -	42.747	49.498	1:32.245 (2)	77.43	0.590	16:08:51.782
6 -	43.280	50.289	1:33.569 (3)	76.33	1.914	16:10:25.351
7 -	42.709	48.946	1:31.655 (1)	77.92		16:11:57.006

P9 169 TBS Robert MILES			Suzuki - The Bike Shop Long Eaton			
IDEAL LAP TIME : 1:36.106		BEST LAP TIME : 1:36.106		DIFFERENCE : 0.000		
LAP	SECTOR 1	SECTOR 2	LAP TIME	MPH	DIFF	TIME OF DAY
1 -		54.264	1:47.606	66.37	11.500	16:02:15.628
2 -	46.559	52.855	1:39.414	71.84	3.308	16:03:55.042
3 -	46.413	52.786	1:39.199	72.00	3.093	16:05:34.241
4 -	45.708	52.145	1:37.853 (3)	72.99	1.747	16:07:12.094
5 -	45.031	51.075	1:36.106 (1)	74.31		16:08:48.200
6 -	45.313	51.819	1:37.132 (2)	73.53	1.026	16:10:25.332
7 -	46.311	51.643	1:37.954	72.91	1.848	16:12:03.286

P10 32 RMT Chris THAY			Suzuki - Scell-it uk			
IDEAL LAP TIME : 1:34.383		BEST LAP TIME : 1:34.855		DIFFERENCE : 0.472		
LAP	SECTOR 1	SECTOR 2	LAP TIME	MPH	DIFF	TIME OF DAY
1 -		53.019	2:11.588	54.27	36.733	16:02:39.610
2 -	44.546	52.542	1:37.088	73.56	2.233	16:04:16.698
3 -	43.972	51.393	1:35.365 (2)	74.89	0.510	16:05:52.063
4 -	44.449	51.305	1:35.754 (3)	74.59	0.899	16:07:27.817
5 -	45.027	52.151	1:37.178	73.49	2.323	16:09:04.995
6 -	46.030	51.131	1:37.161	73.51	2.306	16:10:42.156
7 -	44.444	50.411	1:34.855 (1)	75.29		16:12:17.011

P11 140 RMT Daniel SALES			Suzuki -			
IDEAL LAP TIME : 1:33.424		BEST LAP TIME : 1:33.424		DIFFERENCE : 0.000		
LAP	SECTOR 1	SECTOR 2	LAP TIME	MPH	DIFF	TIME OF DAY
1 -		54.020	2:13.014	53.69	39.590	16:02:41.036
2 -	45.704	53.396	1:39.100	72.07	5.676	16:04:20.136
3 -	45.546	51.574	1:37.120	73.54	3.696	16:05:57.256
4 -	45.019	51.866	1:36.885 (3)	73.72	3.461	16:07:34.141

Weather / Track : Cloudy / Wet

Snetterton 200
Circuit Length = 1.9840 miles
Start: 16:00 Flag 16:11 End: 16:12

BMCRC - MRO Championships 2015 - Rnd 10 @ Snetterton 200

Thunderbike Sport & BMCRC Rookie Minitwins

RACE 10 - SECTOR ANALYSIS

SECTOR 1 = FL to I1, SECTOR 2 = I1 to FL, DIFF = Difference To Personal Best Lap

5 -	46.252	51.074	1:37.326	73.38	3.902	16:09:11.467
6 -	45.436	50.028	1:35.464 (2)	74.81	2.040	16:10:46.931
7 -	43.776	49.648	1:33.424 (1)	76.45		16:12:20.355

P12 84 RMT Ricardo BRANCO	Suzuki - Essential Rubber Tyres					
IDEAL LAP TIME : 1:34.477	BEST LAP TIME : 1:35.172		DIFFERENCE : 0.695			
LAP	SECTOR 1	SECTOR 2	LAP TIME	MPH	DIFF	TIME OF DAY
1 -		53.217	2:11.439	54.34	36.267	16:02:39.461
2 -	44.830	52.545	1:37.375	73.35	2.203	16:04:16.836
3 -	44.787	52.263	1:37.050	73.59	1.878	16:05:53.886
4 -	44.205	52.149	1:36.354	74.12	1.182	16:07:30.240
5 -	43.845	51.327	1:35.172 (1)	75.04		16:09:05.412
6 -	45.384	50.940	1:36.324 (3)	74.15	1.152	16:10:41.736
7 -	44.993	50.632	1:35.625 (2)	74.69	0.453	16:12:17.361

P13 62 TBS Allun THOMAS	Honda -					
IDEAL LAP TIME : 1:39.810	BEST LAP TIME : 1:39.810		DIFFERENCE : 0.000			
LAP	SECTOR 1	SECTOR 2	LAP TIME	MPH	DIFF	TIME OF DAY
1 -		57.047	1:52.811	63.31	13.001	16:02:20.833
2 -	48.110	56.170	1:44.280	68.49	4.470	16:04:05.113
3 -	48.458	55.506	1:43.964	68.70	4.154	16:05:49.077
4 -	48.249	55.864	1:44.113	68.60	4.303	16:07:33.190
5 -	48.046	53.941	1:41.987 (3)	70.03	2.177	16:09:15.177
6 -	46.726	53.084	1:39.810 (1)	71.56		16:10:54.987
7 -	47.080	53.937	1:41.017 (2)	70.70	1.207	16:12:36.004

P14 134 TBS Debbie PETTET	Kawasaki -					
IDEAL LAP TIME : 1:41.029	BEST LAP TIME : 1:41.646		DIFFERENCE : 0.617			
LAP	SECTOR 1	SECTOR 2	LAP TIME	MPH	DIFF	TIME OF DAY
1 -		54.838	1:50.607	64.57	8.961	16:02:18.629
2 -	47.266	54.380	1:41.646 (1)	70.26		16:04:00.275
3 -	46.649	56.636	1:43.285	69.15	1.639	16:05:43.560
4 -	48.115	55.604	1:43.719	68.86	2.073	16:07:27.279
5 -	47.958	54.633	1:42.591 (2)	69.62	0.945	16:09:09.870
6 -	48.874	55.062	1:43.936	68.72	2.290	16:10:53.806
7 -	47.389	55.620	1:43.009 (3)	69.33	1.363	16:12:36.815

P15 192 RMT Daniel MOFFA	Suzuki - Forest Stump					
IDEAL LAP TIME : 1:36.176	BEST LAP TIME : 1:36.597		DIFFERENCE : 0.421			
LAP	SECTOR 1	SECTOR 2	LAP TIME	MPH	DIFF	TIME OF DAY
1 -		56.285	2:17.576	51.91	40.979	16:02:45.598
2 -	47.510	53.688	1:41.198	70.57	4.601	16:04:26.796
3 -	47.127	53.125	1:40.252	71.24	3.655	16:06:07.048
4 -	45.858	51.415	1:37.273 (3)	73.42	0.676	16:07:44.321
5 -	45.312	51.444	1:36.756 (2)	73.82	0.159	16:09:21.077
6 -	45.301	51.296	1:36.597 (1)	73.94		16:10:57.674
7 -	44.880	54.889	1:39.769	71.59	3.172	16:12:37.443

P16 66 RMT Mark SMITH	Suzuki - Nick&Brian Scott fisheries					
IDEAL LAP TIME : 1:38.719	BEST LAP TIME : 1:39.560		DIFFERENCE : 0.841			
LAP	SECTOR 1	SECTOR 2	LAP TIME	MPH	DIFF	TIME OF DAY
1 -		57.855	2:20.259	50.92	40.699	16:02:48.281
2 -	47.473	56.449	1:43.922	68.72	4.362	16:04:32.203
3 -	45.053	54.883	1:39.936 (2)	71.47	0.376	16:06:12.139
4 -	46.652	53.666	1:40.318 (3)	71.19	0.758	16:07:52.457
5 -	45.842	53.718	1:39.560 (1)	71.74		16:09:32.017
6 -	46.105	54.435	1:40.540	71.04	0.980	16:11:12.557

Weather / Track : Cloudy / Wet

Snetterton 200
Circuit Length = 1.9840 miles
Start: 16:00 Flag 16:11 End: 16:12

BMCRC - MRO Championships 2015 - Rnd 10 @ Snetterton 200

Thunderbike Sport & BMCRC Rookie Minitwins

RACE 10 - SECTOR ANALYSIS

SECTOR 1 = FL to I1, SECTOR 2 = I1 to FL, DIFF = Difference To Personal Best Lap

P17 113 RMT Sam ELKINS		Suzuki - Jumpstart Mobile Mechanic + Dad				
IDEAL LAP TIME : 1:40.050		BEST LAP TIME : 1:40.571		DIFFERENCE : 0.521		
LAP	SECTOR 1	SECTOR 2	LAP TIME	MPH	DIFF	TIME OF DAY
1 -		57.575	2:20.196	50.94	39.625	16:02:48.218
2 -	48.149	56.381	1:44.530	68.33	3.959	16:04:32.748
3 -	47.704	54.014	1:41.718 (3)	70.21	1.147	16:06:14.466
4 -	46.696	54.592	1:41.288 (2)	70.51	0.717	16:07:55.754
5 -	46.921	55.059	1:41.980	70.03	1.409	16:09:37.734
6 -	47.217	53.354	1:40.571 (1)	71.01		16:11:18.305

P18 143 RMT Harrison DAY		Suzuki -				
IDEAL LAP TIME : 1:41.871		BEST LAP TIME : 1:42.382		DIFFERENCE : 0.511		
LAP	SECTOR 1	SECTOR 2	LAP TIME	MPH	DIFF	TIME OF DAY
1 -		57.075	2:18.995	51.38	36.613	16:02:47.017
2 -	48.331	57.165	1:45.496	67.70	3.114	16:04:32.513
3 -	47.559	56.535	1:44.094 (3)	68.61	1.712	16:06:16.607
4 -	48.160	56.729	1:44.889	68.09	2.507	16:08:01.496
5 -	46.650	55.732	1:42.382 (1)	69.76		16:09:43.878
6 -	47.219	55.221	1:42.440 (2)	69.72	0.058	16:11:26.318

P19 31 RMT Kelvin EVENDEN		Suzuki - Glosrose Group				
IDEAL LAP TIME : 1:42.016		BEST LAP TIME : 1:42.412		DIFFERENCE : 0.396		
LAP	SECTOR 1	SECTOR 2	LAP TIME	MPH	DIFF	TIME OF DAY
1 -		57.665	2:19.828	51.08	37.416	16:02:47.850
2 -	48.083	57.895	1:45.978	67.39	3.566	16:04:33.828
3 -	49.102	56.964	1:46.066	67.34	3.654	16:06:19.894
4 -	46.896	56.434	1:43.330 (2)	69.12	0.918	16:08:03.224
5 -	47.514	56.724	1:44.238 (3)	68.52	1.826	16:09:47.462
6 -	47.292	55.120	1:42.412 (1)	69.74		16:11:29.874

P20 26 RMT Steven DOLAN		Suzuki -				
IDEAL LAP TIME : 1:42.489		BEST LAP TIME : 1:42.951		DIFFERENCE : 0.462		
LAP	SECTOR 1	SECTOR 2	LAP TIME	MPH	DIFF	TIME OF DAY
1 -		57.857	2:22.027	50.28	39.076	16:02:50.049
2 -	48.175	56.689	1:44.864	68.11	1.913	16:04:34.913
3 -	48.981	56.581	1:45.562	67.66	2.611	16:06:20.475
4 -	47.586	55.365	1:42.951 (1)	69.37		16:08:03.426
5 -	47.846	55.897	1:43.743 (3)	68.84	0.792	16:09:47.169
6 -	48.167	54.903	1:43.070 (2)	69.29	0.119	16:11:30.239

P21 58 TBS Steve COSTIN		Suzuki - AUTO REVIVE,SAKURA,LKY7SPORTS				
IDEAL LAP TIME : 1:30.402		BEST LAP TIME : 1:30.402		DIFFERENCE : 0.000		
LAP	SECTOR 1	SECTOR 2	LAP TIME	MPH	DIFF	TIME OF DAY
1 -		50.183	1:38.699	72.36	8.297	16:02:06.721
2 -	43.905	49.115	1:33.020	76.78	2.618	16:03:39.741
3 -	42.577	48.448	1:31.025 (2)	78.46	0.623	16:05:10.766
4 -	42.581	48.871	1:31.452 (3)	78.10	1.050	16:06:42.218
5 -	42.194	48.208	1:30.402 (1)	79.00		16:08:12.620

P22 34 RMT Andrew JOHNSON		Suzuki - Rose & Charlie Racing				
IDEAL LAP TIME : 1:32.138		BEST LAP TIME : 1:32.911		DIFFERENCE : 0.773		
LAP	SECTOR 1	SECTOR 2	LAP TIME	MPH	DIFF	TIME OF DAY
1 -		52.769	2:08.804	55.45	35.893	16:02:36.826
2 -	44.564	51.224	1:35.788	74.56	2.877	16:04:12.614
3 -	43.351	51.005	1:34.356 (3)	75.69	1.445	16:05:46.970
4 -	43.607	49.304	1:32.911 (1)	76.87		16:07:19.881
5 -	42.834	50.078	1:32.912 (2)	76.87	0.001	16:08:52.793

Weather / Track : Cloudy / Wet

Snetterton 200
Circuit Length = 1.9840 miles
Start: 16:00 Flag 16:11 End: 16:12

BMCRC - MRO Championships 2015 - Rnd 10 @ Snetterton 200

Thunderbike Sport & BMCRC Rookie Minitwins

RACE 10 - SECTOR ANALYSIS

SECTOR 1 = FL to I1, SECTOR 2 = I1 to FL, DIFF = Difference To Personal Best Lap

P23 37 TBS Stephen WILSON			Suzuki -			
IDEAL LAP TIME : 1:41.099		BEST LAP TIME : 1:42.288		DIFFERENCE : 1.189		
LAP	SECTOR 1	SECTOR 2	LAP TIME	MPH	DIFF	TIME OF DAY
1 -		55.646	1:49.462 (2)	65.25	7.174	16:02:17.484
2 -	47.884	54.404	1:42.288 (1)	69.82		16:03:59.772

P24 97 RMT Jake PACKHAM			Suzuki -			
IDEAL LAP TIME : 1:37.646		BEST LAP TIME : 1:37.646		DIFFERENCE : 0.000		
LAP	SECTOR 1	SECTOR 2	LAP TIME	MPH	DIFF	TIME OF DAY
1 -		53.398	2:14.925 (2)	52.93	37.279	16:02:42.947
2 -	45.599	52.047	1:37.646 (1)	73.14		16:04:20.593

BMCRC - MRO Championships 2015 - Rnd 10 @ Snetterton 200

Thunderbike Sport & BMCRC Rookie Minitwins

RACE 10 - BEST SECTORS

SECTOR 1			SECTOR 2			IDEAL / BEST COMPARISON						
POS	NO	NAME	TIME	NO	NAME	TIME	POS	NO	NAME	IDEAL	BEST	DIFF
									PERFECT LAP	1:28.996		
1	98	TOPPING	41.964	98	TOPPING	47.032	1	98	TOPPING	1:28.996	1:30.364	1.368
2	122	POVAH	42.164	122	POVAH	48.019	2	122	POVAH	1:30.183	1:30.456	0.273
3	58	COSTIN	42.194	58	COSTIN	48.208	3	58	COSTIN	1:30.402	1:30.402	0.000
4	131	SELWAY	42.576	444	WILLIAMS	48.282	4	131	SELWAY	1:31.012	1:31.012	0.000
5	22	DOWDS	42.709	131	SELWAY	48.436	5	444	WILLIAMS	1:31.287	1:31.287	0.000
6	81	MAY	42.741	81	MAY	48.820	6	81	MAY	1:31.561	1:32.281	0.720
7	34	JOHNSON	42.834	22	DOWDS	48.946	7	22	DOWDS	1:31.655	1:31.655	0.000
8	444	WILLIAMS	43.005	34	JOHNSON	49.304	8	34	JOHNSON	1:32.138	1:32.911	0.773
9	35	WALSH	43.063	140	SALES	49.648	9	35	WALSH	1:32.751	1:33.051	0.300
10	43	WALKEY	43.204	35	WALSH	49.688	10	43	WALKEY	1:32.896	1:33.179	0.283
11	140	SALES	43.776	43	WALKEY	49.692	11	140	SALES	1:33.424	1:33.424	0.000
12	84	BRANCO	43.845	32	THAY	50.411	12	32	THAY	1:34.383	1:34.855	0.472
13	32	THAY	43.972	84	BRANCO	50.632	13	84	BRANCO	1:34.477	1:35.172	0.695
14	192	MOFFA	44.880	169	MILES	51.075	14	169	MILES	1:36.106	1:36.106	0.000
15	169	MILES	45.031	192	MOFFA	51.296	15	192	MOFFA	1:36.176	1:36.597	0.421
16	66	SMITH	45.053	97	PACKHAM	52.047	16	97	PACKHAM	1:37.646	1:37.646	0.000
17	97	PACKHAM	45.599	62	THOMAS	53.084	17	66	SMITH	1:38.719	1:39.560	0.841
18	134	PETTET	46.649	113	ELKINS	53.354	18	62	THOMAS	1:39.810	1:39.810	0.000
19	143	DAY	46.650	66	SMITH	53.666	19	113	ELKINS	1:40.050	1:40.571	0.521
20	37	WILSON	46.695	134	PETTET	54.380	20	134	PETTET	1:41.029	1:41.646	0.617
21	113	ELKINS	46.696	37	WILSON	54.404	21	37	WILSON	1:41.099	1:42.288	1.189
22	62	THOMAS	46.726	26	DOLAN	54.903	22	143	DAY	1:41.871	1:42.382	0.511
23	31	EVENDEN	46.896	31	EVENDEN	55.120	23	31	EVENDEN	1:42.016	1:42.412	0.396
24	26	DOLAN	47.586	143	DAY	55.221	24	26	DOLAN	1:42.489	1:42.951	0.462

Weather / Track : Cloudy / Wet

Results can be found at www.tsl-timing.com

Snetterton 200

Circuit Length = 1.9840 miles

Start: 16:00 Flag 16:11 End: 16:12

Printed - 16:14 Saturday, 24 October 2015

BMCRC - MRO Championships 2015 - Rnd 10 @ Snetterton 200

Thunderbike Sport & BMCRC Rookie Minitwins

RACE 2 - CLASSIFICATION



POS	NO	CL	PIC NAME	R	ENTRY	LAPS	TIME	GAP	DIFF	MPH	BEST	ON
1	98	TBS	1 Steven TOPPING		Suzuki - HDS / Nutsmoto	7	10:43.590			77.68	1:29.754	6
2	122	TBS	2 Jake POVAH		Suzuki - www.78plate.com	7	10:43.935	0.345	0.345	77.64	1:29.868	6
3	58	TBS	3 Steve COSTIN		Suzuki - AUTO REVIVE, SAKURA, LKY7SPORTS	7	10:47.593	4.003	3.658	77.20	1:30.217	6
4	111	TBS	4 Ryan FOLKES		Suzuki -	7	11:09.867	26.277	22.274	74.63	1:33.130	5
5	81	TBS	5 Malvern MAY		Ducati -	7	11:13.628	30.038	3.761	74.22	1:32.842	5
6	22	RMT	1 Darren DOWDS		Suzuki - IRP decals	7	11:21.458	37.868	7.830	73.36	1:33.017	2
7	140	RMT	2 Daniel SALES		Suzuki -	7	11:22.323	38.733	0.865	73.27	1:31.854	5
8	34	RMT	3 Andrew JOHNSON		Suzuki - Rose & Charlie Racing	7	11:34.692	51.102	12.369	71.97	1:32.114	5
9	84	RMT	4 Ricardo BRANCO		Suzuki - Essential Rubber Tyres	7	11:43.198	59.608	8.506	71.10	1:34.919	5
10	32	RMT	5 Chris THAY		Suzuki - Scell-it uk	7	11:43.583	59.993	0.385	71.06	1:34.165	6
11	192	RMT	6 Daniel MOFFA		Suzuki - Forest Stump	7	11:44.211	1:00.621	0.628	70.99	1:34.008	6
12	169	TBS	6 Robert MILES		Suzuki - The Bike Shop Long Eaton	7	11:46.950	1:03.360	2.739	70.72	1:38.313	5
13	15	RMT	7 Stephen JONES		Suzuki - MW SOLICITORS	7	12:03.625	1:20.035	16.675	69.09	1:37.468	7
14	113	RMT	8 Sam ELKINS		Suzuki - Jumpstart Mobile Mechanic + Dad	7	12:06.105	1:22.515	2.480	68.85	1:38.610	2
15	143	RMT	9 Harrison DAY		Suzuki -	7	12:08.494	1:24.904	2.389	68.63	1:38.925	6
16	134	TBS	7 Debbie PETTET		Kawasaki -	7	12:08.985	1:25.395	0.491	68.58	1:41.346	2
17	66	RMT	10 Mark SMITH		Suzuki - Nick&Brian Scott fisheries	7	12:10.820	1:27.230	1.835	68.41	1:39.199	2
18	27	TBS	8 Marcus GOOSE		Honda -	7	12:21.262	1:37.672	10.442	67.44	1:43.602	5
19	31	RMT	11 Kelvin EVENDEN		Suzuki - Glosrose Group	6	10:44.320	1 Lap	1 Lap	66.51	1:39.862	2
20	26	RMT	12 Steven DOLAN		Suzuki -	6	10:53.913	1 Lap	9.593	65.53	1:41.060	3
21	88	RMT	13 Peter RANDALL		Suzuki -	6	11:22.255	1 Lap	28.342	62.81	1:46.851	4

NOT CLASSIFIED

DNF	131	TBS	Emma SELWAY		Suzuki -	5	7:45.408	2 Laps	1 Lap	76.73	1:31.152	5
DNF	12	TBS	Colin KETTERINGHAM		Suzuki -	5	8:58.869	2 Laps	1:13.461	66.27	1:45.165	5
DNF	97	RMT	Jake PACKHAM		Suzuki -	4	6:57.536	3 Laps	1 Lap	68.42	1:35.959	4
DNF	41	RMT	Ian TURNER		Suzuki - Mong Motorsport	4	7:09.004	3 Laps	11.468	66.59	1:37.678	3
DNF	35	TBS	Tyler WALSH		Suzuki - GBR Powerlines	2	3:12.802	5 Laps	2 Laps	74.09	1:33.637	2
DNF	62	TBS	Allun THOMAS	R	Honda -	0						
DNF	444	RMT	Mark WILLIAMS		Suzuki - F.C.L MOTORCYCLES	0						

FASTEST LAP

98	TBS	Steven TOPPING	Suzuki - HDS / Nutsmoto	6	1:29.754	79.57 mph	128.07 kph
140	RMT	Daniel SALES	Suzuki -	5	1:31.854	77.75 mph	125.14 kph

Class TBS - 90% of Race Speed = 69.91 mph
 Class RMT - 90% of Race Speed = 66.02 mph

Snetterton 200
 Circuit Length = 1.9840 miles
 Start: 10:13 Flag 10:24 End: 10:26

Weather / Track : Cloudy / Wet

These results are provisional until the conclusion of any judicial and technical matters.

Clerk Of Course :	Timekeeper :
-------------------	--------------

Results can be found at www.tsl-timing.com

Printed - 10:26 Sunday, 25 October 2015



BMCRC - MRO Championships 2015 - Rnd 10 @ Snetterton 200

Thunderbike Sport & BMCRC Rookie Minitwins

RACE 2 - LAP CHART

LAP 1 @ 10:15:29.247

NO	BEHIND	LAP TIME
122		1:37.934
98	0.148	1:38.082
131	0.250	1:38.184
35	1.231	1:39.165
58	1.598	1:39.532
111	2.549	1:40.483
81	4.410	1:42.344
169	9.141	1:47.075
134	12.211	1:50.145
27	13.950	1:51.884
12	18.766	1:56.700
22	21.597	1:59.531
84	25.143	2:03.077
140	25.552	2:03.486
97	28.554	2:06.488
34	29.003	2:06.937
192	30.190	2:08.124
32	30.730	2:08.664
143	30.806	2:08.740
66	31.519	2:09.453
113	32.917	2:10.851
31	34.361	2:12.295
15	35.031	2:12.965
41	35.266	2:13.200
26	41.328	2:19.262
88	42.958	2:20.892

LAP 2 @ 10:17:02.296

NO	BEHIND	LAP TIME
122		1:33.049
98	0.362	1:33.263
131	0.493	1:33.292
35	1.819	1:33.637
58	2.111	1:33.562
111	4.664	1:35.164
81	6.553	1:35.192
169	16.136	1:40.044
134	20.508	1:41.346
22	21.565	1:33.017
27	26.828	1:45.927
140	26.927	1:34.424
84	29.035	1:36.941
12	31.110	1:45.393
34	33.255	1:37.301
97	33.724	1:38.219
32	33.811	1:36.130
192	34.796	1:37.655
66	37.669	1:39.199
113	38.478	1:38.610
143	39.030	1:41.273
31	41.174	1:39.862
41	41.441	1:39.224
15	42.745	1:40.763
26	50.037	1:41.758
88	59.412	1:49.503

LAP 3 @ 10:18:32.738

NO	BEHIND	LAP TIME
122		1:30.442
98	1.059	1:31.139
131	1.531	1:31.480

58	3.092	1:31.423
111	10.686	1:36.464
81	11.096	1:34.985
22	25.090	1:33.967
169	25.153	1:39.459
140	30.004	1:33.519
134	33.505	1:43.439
84	35.742	1:37.149
34	37.759	1:34.946
97	40.152	1:36.870
32	41.002	1:37.633
192	41.589	1:37.235
27	41.827	1:45.441
113	46.756	1:38.720
12	46.871	1:46.203
66	47.008	1:39.781
41	48.677	1:37.678
143	49.306	1:40.718
15	50.627	1:38.324
31	54.475	1:43.743
26	1:00.655	1:41.060
88	1:18.029	1:49.059

LAP 4 @ 10:20:03.074

NO	BEHIND	LAP TIME
122		1:30.336
98	1.471	1:30.748
131	2.495	1:31.300
58	3.855	1:31.099
81	14.115	1:33.355
111	15.207	1:34.857
22	28.970	1:34.216
140	32.602	1:32.934
169	35.230	1:40.413
34	41.483	1:34.060
84	42.192	1:36.786
97	45.775	1:35.959
32	46.051	1:35.385
192	47.605	1:36.352
134	48.483	1:45.314
27	55.188	1:43.697
113	55.540	1:39.120
41	57.243	1:38.902
66	57.800	1:41.128
15	58.643	1:38.352
143	59.120	1:40.150
12	1:01.943	1:45.408
31	1:05.700	1:41.561
26	1:11.788	1:41.469

LAP 5 @ 10:21:33.172

NO	BEHIND	LAP TIME
122		1:30.098
98	1.303	1:29.930
131	3.549	1:31.152
88	1 Lap	1:46.851
58	4.529	1:30.772
81	16.859	1:32.842
111	18.239	1:33.130
22	32.918	1:34.046
140	34.358	1:31.854
169	43.445	1:38.313
34	43.499	1:32.114
84	47.013	1:34.919

LAP 6 @ 10:23:03.040

NO	BEHIND	LAP TIME
122		1:29.868
98	1.189	1:29.754
58	4.878	1:30.217
81	21.079	1:34.088
88	1 Lap	1:47.971
111	22.755	1:34.384
22	36.309	1:33.259
140	37.218	1:32.728
34	48.419	1:34.788
169	53.279	1:39.702
84	53.691	1:36.546
32	55.140	1:34.165
192	55.659	1:34.008
134	1:14.150	1:42.934
15	1:14.430	1:37.798
113	1:15.273	1:39.968
143	1:17.739	1:38.925
66	1:19.290	1:40.235
27	1:24.949	1:46.125

LAP 7 @ 10:24:34.903

NO	BEHIND	LAP TIME
98		1:30.674
122	0.345	1:32.208
31	1 Lap	1:43.170
58	4.003	1:30.988
26	1 Lap	1:46.827
111	26.277	1:35.385
81	30.038	1:40.822
22	37.868	1:33.422
88	1 Lap	1:47.979
140	38.733	1:33.378
34	51.102	1:34.546
84	59.608	1:37.780
32	59.993	1:36.716
192	1:00.621	1:36.825
169	1:03.360	1:41.944
15	1:20.035	1:37.468
113	1:22.515	1:39.105
143	1:24.904	1:39.028
134	1:25.395	1:43.108
66	1:27.230	1:39.803
27	1:37.672	1:44.586

Weather / Track : Cloudy / Wet

Results can be found at www.tsl-timing.com

Snetterton 200

Circuit Length = 1.9840 miles

Start: 10:13 Flag 10:24 End: 10:26

Printed - 10:27 Sunday, 25 October 2015

BMCRC - MRO Championships 2015 - Rnd 10 @ Snetterton 200

Thunderbike Sport & BMCRC Rookie Minitwins

RACE 2 - SECTOR ANALYSIS

SECTOR 1 = FL to I1, SECTOR 2 = I1 to FL, DIFF = Difference To Personal Best Lap

P1 98 TBS Steven TOPPING			Suzuki - HDS / Nutsmoto			
IDEAL LAP TIME : 1:29.740		BEST LAP TIME : 1:29.754		DIFFERENCE : 0.014		
LAP	SECTOR 1	SECTOR 2	LAP TIME	MPH	DIFF	TIME OF DAY
1 -		50.333	1:38.082	72.82	8.328	10:15:29.395
2 -	43.164	50.099	1:33.263	76.58	3.509	10:17:02.658
3 -	42.993	48.146	1:31.139	78.36	1.385	10:18:33.797
4 -	42.807	47.941	1:30.748	78.70	0.994	10:20:04.545
5 -	42.164	47.766	1:29.930 (2)	79.42	0.176	10:21:34.475
6 -	41.974	47.780	1:29.754 (1)	79.57		10:23:04.229
7 -	42.129	48.545	1:30.674 (3)	78.77	0.920	10:24:34.903

P2 122 TBS Jake POVAH			Suzuki - www.78plate.com			
IDEAL LAP TIME : 1:29.560		BEST LAP TIME : 1:29.868		DIFFERENCE : 0.308		
LAP	SECTOR 1	SECTOR 2	LAP TIME	MPH	DIFF	TIME OF DAY
1 -		50.095	1:37.934	72.93	8.066	10:15:29.247
2 -	43.606	49.443	1:33.049	76.76	3.181	10:17:02.296
3 -	42.516	47.926	1:30.442	78.97	0.574	10:18:32.738
4 -	42.460	47.876	1:30.336 (3)	79.06	0.468	10:20:03.074
5 -	42.383	47.715	1:30.098 (2)	79.27	0.230	10:21:33.172
6 -	42.311	47.557	1:29.868 (1)	79.47		10:23:03.040
7 -	42.003	50.205	1:32.208	77.46	2.340	10:24:35.248

P3 58 TBS Steve COSTIN			Suzuki - AUTO REVIVE,SAKURA,LKY7SPORTS			
IDEAL LAP TIME : 1:29.644		BEST LAP TIME : 1:30.217		DIFFERENCE : 0.573		
LAP	SECTOR 1	SECTOR 2	LAP TIME	MPH	DIFF	TIME OF DAY
1 -		50.408	1:39.532	71.76	9.315	10:15:30.845
2 -	43.125	50.437	1:33.562	76.34	3.345	10:17:04.407
3 -	42.019	49.404	1:31.423	78.12	1.206	10:18:35.830
4 -	43.046	48.053	1:31.099	78.40	0.882	10:20:06.929
5 -	41.591	49.181	1:30.772 (2)	78.68	0.555	10:21:37.701
6 -	41.948	48.269	1:30.217 (1)	79.17		10:23:07.918
7 -	41.961	49.027	1:30.988 (3)	78.49	0.771	10:24:38.906

P4 111 TBS Ryan FOLKES			Suzuki -			
IDEAL LAP TIME : 1:33.130		BEST LAP TIME : 1:33.130		DIFFERENCE : 0.000		
LAP	SECTOR 1	SECTOR 2	LAP TIME	MPH	DIFF	TIME OF DAY
1 -		50.437	1:40.483	71.08	7.353	10:15:31.796
2 -	43.897	51.267	1:35.164	75.05	2.034	10:17:06.960
3 -	43.915	52.549	1:36.464	74.04	3.334	10:18:43.424
4 -	44.410	50.447	1:34.857 (3)	75.29	1.727	10:20:18.281
5 -	43.317	49.813	1:33.130 (1)	76.69		10:21:51.411
6 -	44.120	50.264	1:34.384 (2)	75.67	1.254	10:23:25.795
7 -	43.678	51.707	1:35.385	74.88	2.255	10:25:01.180

P5 81 TBS Malvern MAY			Ducati -			
IDEAL LAP TIME : 1:32.842		BEST LAP TIME : 1:32.842		DIFFERENCE : 0.000		
LAP	SECTOR 1	SECTOR 2	LAP TIME	MPH	DIFF	TIME OF DAY
1 -		51.230	1:42.344	69.78	9.502	10:15:33.657
2 -	44.224	50.968	1:35.192	75.03	2.350	10:17:08.849
3 -	43.253	51.732	1:34.985	75.19	2.143	10:18:43.834
4 -	43.314	50.041	1:33.355 (2)	76.50	0.513	10:20:17.189
5 -	43.131	49.711	1:32.842 (1)	76.93		10:21:50.031
6 -	44.078	50.010	1:34.088 (3)	75.91	1.246	10:23:24.119
7 -	50.240	50.582	1:40.822	70.84	7.980	10:25:04.941

P6 22 RMT Darren DOWDS			Suzuki - IRP decals			
IDEAL LAP TIME : 1:32.282		BEST LAP TIME : 1:33.017		DIFFERENCE : 0.735		
LAP	SECTOR 1	SECTOR 2	LAP TIME	MPH	DIFF	TIME OF DAY

Weather / Track : Cloudy / Wet

Snetterton 200
Circuit Length = 1.9840 miles
Start: 10:13 Flag 10:24 End: 10:26

BMCRC - MRO Championships 2015 - Rnd 10 @ Snetterton 200

Thunderbike Sport & BMCRC Rookie Minitwins

RACE 2 - SECTOR ANALYSIS

SECTOR 1 = FL to I1, SECTOR 2 = I1 to FL, DIFF = Difference To Personal Best Lap

1 -		50.043	1:59.531	59.75	26.514	10:15:50.844
2 -	42.587	50.430	1:33.017 (1)	76.78		10:17:23.861
3 -	44.097	49.870	1:33.967	76.01	0.950	10:18:57.828
4 -	43.511	50.705	1:34.216	75.81	1.199	10:20:32.044
5 -	43.763	50.283	1:34.046	75.94	1.029	10:22:06.090
6 -	43.564	49.695	1:33.259 (2)	76.58	0.242	10:23:39.349
7 -	42.706	50.716	1:33.422 (3)	76.45	0.405	10:25:12.771

P7 140 RMT Daniel SALES			Suzuki -			
IDEAL LAP TIME : 1:31.854		BEST LAP TIME : 1:31.854		DIFFERENCE : 0.000		
LAP	SECTOR 1	SECTOR 2	LAP TIME	MPH	DIFF	TIME OF DAY
1 -		51.930	2:03.486	57.84	31.632	10:15:54.799
2 -	43.961	50.463	1:34.424	75.64	2.570	10:17:29.223
3 -	43.623	49.896	1:33.519	76.37	1.665	10:19:02.742
4 -	43.308	49.626	1:32.934 (3)	76.85	1.080	10:20:35.676
5 -	42.913	48.941	1:31.854 (1)	77.75		10:22:07.530
6 -	43.339	49.389	1:32.728 (2)	77.02	0.874	10:23:40.258
7 -	43.418	49.960	1:33.378	76.49	1.524	10:25:13.636

P8 34 RMT Andrew JOHNSON			Suzuki - Rose & Charlie Racing			
IDEAL LAP TIME : 1:32.024		BEST LAP TIME : 1:32.114		DIFFERENCE : 0.090		
LAP	SECTOR 1	SECTOR 2	LAP TIME	MPH	DIFF	TIME OF DAY
1 -		53.144	2:06.937	56.26	34.823	10:15:58.250
2 -	45.933	51.368	1:37.301	73.40	5.187	10:17:35.551
3 -	44.068	50.878	1:34.946	75.22	2.832	10:19:10.497
4 -	43.553	50.507	1:34.060 (2)	75.93	1.946	10:20:44.557
5 -	43.091	49.023	1:32.114 (1)	77.54		10:22:16.671
6 -	44.352	50.436	1:34.788	75.35	2.674	10:23:51.459
7 -	43.001	51.545	1:34.546 (3)	75.54	2.432	10:25:26.005

P9 84 RMT Ricardo BRANCO			Suzuki - Essential Rubber Tyres			
IDEAL LAP TIME : 1:34.700		BEST LAP TIME : 1:34.919		DIFFERENCE : 0.219		
LAP	SECTOR 1	SECTOR 2	LAP TIME	MPH	DIFF	TIME OF DAY
1 -		52.590	2:03.077	58.03	28.158	10:15:54.390
2 -	44.390	52.551	1:36.941	73.67	2.022	10:17:31.331
3 -	44.823	52.326	1:37.149	73.52	2.230	10:19:08.480
4 -	44.539	52.247	1:36.786 (3)	73.79	1.867	10:20:45.266
5 -	43.986	50.933	1:34.919 (1)	75.24		10:22:20.185
6 -	43.767	52.779	1:36.546 (2)	73.98	1.627	10:23:56.731
7 -	45.285	52.495	1:37.780	73.04	2.861	10:25:34.511

P10 32 RMT Chris THAY			Suzuki - Scell-it uk			
IDEAL LAP TIME : 1:34.049		BEST LAP TIME : 1:34.165		DIFFERENCE : 0.116		
LAP	SECTOR 1	SECTOR 2	LAP TIME	MPH	DIFF	TIME OF DAY
1 -		54.589	2:08.664	55.51	34.499	10:15:59.977
2 -	44.660	51.470	1:36.130	74.30	1.965	10:17:36.107
3 -	45.253	52.380	1:37.633	73.15	3.468	10:19:13.740
4 -	44.315	51.070	1:35.385 (3)	74.88	1.220	10:20:49.125
5 -	43.818	51.072	1:34.890 (2)	75.27	0.725	10:22:24.015
6 -	43.934	50.231	1:34.165 (1)	75.85		10:23:58.180
7 -	44.687	52.029	1:36.716	73.85	2.551	10:25:34.896

P11 192 RMT Daniel MOFFA			Suzuki - Forest Stump			
IDEAL LAP TIME : 1:33.835		BEST LAP TIME : 1:34.008		DIFFERENCE : 0.173		
LAP	SECTOR 1	SECTOR 2	LAP TIME	MPH	DIFF	TIME OF DAY
1 -		54.578	2:08.124	55.74	34.116	10:15:59.437
2 -	45.324	52.331	1:37.655	73.14	3.647	10:17:37.092
3 -	44.755	52.480	1:37.235	73.45	3.227	10:19:14.327
4 -	44.699	51.653	1:36.352 (3)	74.12	2.344	10:20:50.679

Weather / Track : Cloudy / Wet

Snetterton 200
Circuit Length = 1.9840 miles
Start: 10:13 Flag 10:24 End: 10:26

BMCRC - MRO Championships 2015 - Rnd 10 @ Snetterton 200

Thunderbike Sport & BMCRC Rookie Minitwins

RACE 2 - SECTOR ANALYSIS

SECTOR 1 = FL to I1, SECTOR 2 = I1 to FL, DIFF = Difference To Personal Best Lap

5 -	43.736	50.276	1:34.012 (2)	75.97	0.004	10:22:24.691
6 -	43.559	50.449	1:34.008 (1)	75.97		10:23:58.699
7 -	45.151	51.674	1:36.825	73.76	2.817	10:25:35.524

P12 169 TBS Robert MILES		Suzuki - The Bike Shop Long Eaton				
IDEAL LAP TIME : 1:38.313		BEST LAP TIME : 1:38.313		DIFFERENCE : 0.000		
LAP	SECTOR 1	SECTOR 2	LAP TIME	MPH	DIFF	TIME OF DAY
1 -		54.765	1:47.075	66.70	8.762	10:15:38.388
2 -	45.668	54.376	1:40.044	71.39	1.731	10:17:18.432
3 -	46.267	53.192	1:39.459 (2)	71.81	1.146	10:18:57.891
4 -	46.728	53.685	1:40.413	71.13	2.100	10:20:38.304
5 -	45.613	52.700	1:38.313 (1)	72.65		10:22:16.617
6 -	46.243	53.459	1:39.702 (3)	71.63	1.389	10:23:56.319
7 -	47.019	54.925	1:41.944	70.06	3.631	10:25:38.263

P13 15 RMT Stephen JONES		Suzuki - MW SOLICITORS				
IDEAL LAP TIME : 1:36.974		BEST LAP TIME : 1:37.468		DIFFERENCE : 0.494		
LAP	SECTOR 1	SECTOR 2	LAP TIME	MPH	DIFF	TIME OF DAY
1 -		55.840	2:12.965	53.71	35.497	10:16:04.278
2 -	47.091	53.672	1:40.763	70.88	3.295	10:17:45.041
3 -	45.656	52.668	1:38.324	72.64	0.856	10:19:23.365
4 -	45.133	53.219	1:38.352	72.62	0.884	10:21:01.717
5 -	45.116	52.839	1:37.955 (3)	72.91	0.487	10:22:39.672
6 -	44.551	53.247	1:37.798 (2)	73.03	0.330	10:24:17.470
7 -	45.045	52.423	1:37.468 (1)	73.28		10:25:54.938

P14 113 RMT Sam ELKINS		Suzuki - Jumpstart Mobile Mechanic + Dad				
IDEAL LAP TIME : 1:37.999		BEST LAP TIME : 1:38.610		DIFFERENCE : 0.611		
LAP	SECTOR 1	SECTOR 2	LAP TIME	MPH	DIFF	TIME OF DAY
1 -		55.348	2:10.851	54.58	32.241	10:16:02.164
2 -	44.887	53.723	1:38.610 (1)	72.43		10:17:40.774
3 -	44.832	53.888	1:38.720 (2)	72.35	0.110	10:19:19.494
4 -	45.184	53.936	1:39.120	72.05	0.510	10:20:58.614
5 -	46.214	53.517	1:39.731	71.61	1.121	10:22:38.345
6 -	45.920	54.048	1:39.968	71.44	1.358	10:24:18.313
7 -	45.938	53.167	1:39.105 (3)	72.07	0.495	10:25:57.418

P15 143 RMT Harrison DAY		Suzuki -				
IDEAL LAP TIME : 1:38.709		BEST LAP TIME : 1:38.925		DIFFERENCE : 0.216		
LAP	SECTOR 1	SECTOR 2	LAP TIME	MPH	DIFF	TIME OF DAY
1 -		55.375	2:08.740	55.48	29.815	10:16:00.053
2 -	46.728	54.545	1:41.273	70.52	2.348	10:17:41.326
3 -	46.635	54.083	1:40.718	70.91	1.793	10:19:22.044
4 -	46.302	53.848	1:40.150	71.31	1.225	10:21:02.194
5 -	44.941	54.719	1:39.660 (3)	71.66	0.735	10:22:41.854
6 -	45.015	53.910	1:38.925 (1)	72.20		10:24:20.779
7 -	44.861	54.167	1:39.028 (2)	72.12	0.103	10:25:59.807

P16 134 TBS Debbie PETTET		Kawasaki -				
IDEAL LAP TIME : 1:41.202		BEST LAP TIME : 1:41.346		DIFFERENCE : 0.144		
LAP	SECTOR 1	SECTOR 2	LAP TIME	MPH	DIFF	TIME OF DAY
1 -		55.183	1:50.145	64.84	8.799	10:15:41.458
2 -	46.552	54.794	1:41.346 (1)	70.47		10:17:22.804
3 -	47.909	55.530	1:43.439	69.05	2.093	10:19:06.243
4 -	49.016	56.298	1:45.314	67.82	3.968	10:20:51.557
5 -	47.660	55.039	1:42.699 (2)	69.54	1.353	10:22:34.256
6 -	47.952	54.982	1:42.934 (3)	69.38	1.588	10:24:17.190
7 -	48.458	54.650	1:43.108	69.27	1.762	10:26:00.298

Weather / Track : Cloudy / Wet

Snetterton 200
Circuit Length = 1.9840 miles
Start: 10:13 Flag 10:24 End: 10:26

BMCRC - MRO Championships 2015 - Rnd 10 @ Snetterton 200

Thunderbike Sport & BMCRC Rookie Minitwins

RACE 2 - SECTOR ANALYSIS

SECTOR 1 = FL to I1, SECTOR 2 = I1 to FL, DIFF = Difference To Personal Best Lap

P17 66 RMT Mark SMITH		Suzuki - Nick&Brian Scott fisheries				
IDEAL LAP TIME : 1:38.285		BEST LAP TIME : 1:39.199		DIFFERENCE : 0.914		
LAP	SECTOR 1	SECTOR 2	LAP TIME	MPH	DIFF	TIME OF DAY
1 -		54.268	2:09.453	55.17	30.254	10:16:00.766
2 -	46.123	53.076	1:39.199 (1)	72.00		10:17:39.965
3 -	45.848	53.933	1:39.781 (2)	71.58	0.582	10:19:19.746
4 -	48.443	52.685	1:41.128	70.62	1.929	10:21:00.874
5 -	45.600	55.621	1:41.221	70.56	2.022	10:22:42.095
6 -	46.386	53.849	1:40.235	71.25	1.036	10:24:22.330
7 -	45.628	54.175	1:39.803 (3)	71.56	0.604	10:26:02.133

P18 27 TBS Marcus GOOSE		Honda -				
IDEAL LAP TIME : 1:43.485		BEST LAP TIME : 1:43.602		DIFFERENCE : 0.117		
LAP	SECTOR 1	SECTOR 2	LAP TIME	MPH	DIFF	TIME OF DAY
1 -		57.111	1:51.884	63.83	8.282	10:15:43.197
2 -	48.606	57.321	1:45.927	67.42	2.325	10:17:29.124
3 -	48.960	56.481	1:45.441	67.73	1.839	10:19:14.565
4 -	47.746	55.951	1:43.697 (2)	68.87	0.095	10:20:58.262
5 -	47.534	56.068	1:43.602 (1)	68.94		10:22:41.864
6 -	48.772	57.353	1:46.125	67.30	2.523	10:24:27.989
7 -	47.941	56.645	1:44.586 (3)	68.29	0.984	10:26:12.575

P19 31 RMT Kelvin EVENDEN		Suzuki - Glosrose Group				
IDEAL LAP TIME : 1:39.862		BEST LAP TIME : 1:39.862		DIFFERENCE : 0.000		
LAP	SECTOR 1	SECTOR 2	LAP TIME	MPH	DIFF	TIME OF DAY
1 -		56.502	2:12.295	53.98	32.433	10:16:03.608
2 -	45.122	54.740	1:39.862 (1)	71.52		10:17:43.470
3 -	47.560	56.183	1:43.743	68.84	3.881	10:19:27.213
4 -	46.434	55.127	1:41.561 (2)	70.32	1.699	10:21:08.774
5 -	47.065	56.624	1:43.689	68.88	3.827	10:22:52.463
6 -	46.828	56.342	1:43.170 (3)	69.23	3.308	10:24:35.633

P20 26 RMT Steven DOLAN		Suzuki -				
IDEAL LAP TIME : 1:41.060		BEST LAP TIME : 1:41.060		DIFFERENCE : 0.000		
LAP	SECTOR 1	SECTOR 2	LAP TIME	MPH	DIFF	TIME OF DAY
1 -		59.557	2:19.262	51.28	38.202	10:16:10.575
2 -	46.717	55.041	1:41.758 (3)	70.19	0.698	10:17:52.333
3 -	46.613	54.447	1:41.060 (1)	70.67		10:19:33.393
4 -	46.965	54.504	1:41.469 (2)	70.39	0.409	10:21:14.862
5 -	48.089	55.448	1:43.537	68.98	2.477	10:22:58.399
6 -	47.683	59.144	1:46.827	66.86	5.767	10:24:45.226

P21 88 RMT Peter RANDALL		Suzuki -				
IDEAL LAP TIME : 1:46.562		BEST LAP TIME : 1:46.851		DIFFERENCE : 0.289		
LAP	SECTOR 1	SECTOR 2	LAP TIME	MPH	DIFF	TIME OF DAY
1 -		1:00.545	2:20.892	50.69	34.041	10:16:12.205
2 -	50.814	58.689	1:49.503	65.22	2.652	10:18:01.708
3 -	50.926	58.133	1:49.059	65.49	2.208	10:19:50.767
4 -	50.035	56.816	1:46.851 (1)	66.84		10:21:37.618
5 -	49.746	58.225	1:47.971 (2)	66.15	1.120	10:23:25.589
6 -	50.229	57.750	1:47.979 (3)	66.14	1.128	10:25:13.568

P22 131 TBS Emma SELWAY		Suzuki -				
IDEAL LAP TIME : 1:30.560		BEST LAP TIME : 1:31.152		DIFFERENCE : 0.592		
LAP	SECTOR 1	SECTOR 2	LAP TIME	MPH	DIFF	TIME OF DAY
1 -		50.093	1:38.184	72.74	7.032	10:15:29.497
2 -	43.728	49.564	1:33.292	76.56	2.140	10:17:02.789
3 -	43.006	48.474	1:31.480 (3)	78.07	0.328	10:18:34.269

Snetterton 200

Circuit Length = 1.9840 miles

Start: 10:13 Flag 10:24 End: 10:26

Weather / Track : Cloudy / Wet

BMCRC - MRO Championships 2015 - Rnd 10 @ Snetterton 200

Thunderbike Sport & BMCRC Rookie Minitwins

RACE 2 - SECTOR ANALYSIS

SECTOR 1 = FL to I1, SECTOR 2 = I1 to FL, DIFF = Difference To Personal Best Lap

4 -	43.009	48.291	1:31.300 (2)	78.23	0.148	10:20:05.569
5 -	42.269	48.883	1:31.152 (1)	78.35		10:21:36.721

P23 12 TBS Colin KETTERINGHAM			Suzuki -			
IDEAL LAP TIME : 1:43.528		BEST LAP TIME : 1:45.165		DIFFERENCE : 1.637		
LAP	SECTOR 1	SECTOR 2	LAP TIME	MPH	DIFF	TIME OF DAY
1 -		58.338	1:56.700	61.20	11.535	10:15:48.013
2 -	48.486	56.907	1:45.393 (2)	67.77	0.228	10:17:33.406
3 -	48.919	57.284	1:46.203	67.25	1.038	10:19:19.609
4 -	49.279	56.129	1:45.408 (3)	67.76	0.243	10:21:05.017
5 -	48.848	56.317	1:45.165 (1)	67.91		10:22:50.182

P24 97 RMT Jake PACKHAM			Suzuki -			
IDEAL LAP TIME : 1:35.718		BEST LAP TIME : 1:35.959		DIFFERENCE : 0.241		
LAP	SECTOR 1	SECTOR 2	LAP TIME	MPH	DIFF	TIME OF DAY
1 -		53.365	2:06.488	56.46	30.529	10:15:57.801
2 -	45.636	52.583	1:38.219 (3)	72.72	2.260	10:17:36.020
3 -	44.293	52.577	1:36.870 (2)	73.73	0.911	10:19:12.890
4 -	44.206	51.753	1:35.959 (1)	74.43		10:20:48.849

P25 41 RMT Ian TURNER			Suzuki - Mong Motorsport			
IDEAL LAP TIME : 1:37.147		BEST LAP TIME : 1:37.678		DIFFERENCE : 0.531		
LAP	SECTOR 1	SECTOR 2	LAP TIME	MPH	DIFF	TIME OF DAY
1 -		56.008	2:13.200	53.62	35.522	10:16:04.513
2 -	45.980	53.244	1:39.224 (3)	71.98	1.546	10:17:43.737
3 -	44.809	52.869	1:37.678 (1)	73.12		10:19:21.415
4 -	46.564	52.338	1:38.902 (2)	72.21	1.224	10:21:00.317

P26 35 TBS Tyler WALSH			Suzuki - GBR Powerlines			
IDEAL LAP TIME : 1:33.040		BEST LAP TIME : 1:33.637		DIFFERENCE : 0.597		
LAP	SECTOR 1	SECTOR 2	LAP TIME	MPH	DIFF	TIME OF DAY
1 -		50.531	1:39.165 (2)	72.02	5.528	10:15:30.478
2 -	43.014	50.623	1:33.637 (1)	76.27		10:17:04.115

BMCRC - MRO Championships 2015 - Rnd 10 @ Snetterton 200

Thunderbike Sport & BMCRC Rookie Minitwins

RACE 2 - BEST SECTORS

SECTOR 1			SECTOR 2			IDEAL / BEST COMPARISON						
POS	NO	NAME	TIME	NO	NAME	TIME	POS	NO	NAME	IDEAL	BEST	DIFF
									PERFECT LAP	1:29.148		
1	58	COSTIN	41.591	122	POVAH	47.557	1	122	POVAH	1:29.560	1:29.868	0.308
2	98	TOPPING	41.974	98	TOPPING	47.766	2	58	COSTIN	1:29.644	1:30.217	0.573
3	122	POVAH	42.003	58	COSTIN	48.053	3	98	TOPPING	1:29.740	1:29.754	0.014
4	131	SELWAY	42.269	131	SELWAY	48.291	4	131	SELWAY	1:30.560	1:31.152	0.592
5	35	WALSH	42.509	140	SALES	48.941	5	140	SALES	1:31.854	1:31.854	0.000
6	22	DOWDS	42.587	34	JOHNSON	49.023	6	34	JOHNSON	1:32.024	1:32.114	0.090
7	140	SALES	42.913	22	DOWDS	49.695	7	22	DOWDS	1:32.282	1:33.017	0.735
8	34	JOHNSON	43.001	81	MAY	49.711	8	81	MAY	1:32.842	1:32.842	0.000
9	81	MAY	43.131	111	FOLKES	49.813	9	35	WALSH	1:33.040	1:33.637	0.597
10	111	FOLKES	43.317	32	THAY	50.231	10	111	FOLKES	1:33.130	1:33.130	0.000
11	192	MOFFA	43.559	192	MOFFA	50.276	11	192	MOFFA	1:33.835	1:34.008	0.173
12	84	BRANCO	43.767	35	WALSH	50.531	12	32	THAY	1:34.049	1:34.165	0.116
13	32	THAY	43.818	84	BRANCO	50.933	13	84	BRANCO	1:34.700	1:34.919	0.219
14	97	PACKHAM	43.965	97	PACKHAM	51.753	14	97	PACKHAM	1:35.718	1:35.959	0.241
15	15	JONES	44.551	41	TURNER	52.338	15	15	JONES	1:36.974	1:37.468	0.494
16	41	TURNER	44.809	15	JONES	52.423	16	41	TURNER	1:37.147	1:37.678	0.531
17	113	ELKINS	44.832	66	SMITH	52.685	17	113	ELKINS	1:37.999	1:38.610	0.611
18	143	DAY	44.861	169	MILES	52.700	18	66	SMITH	1:38.285	1:39.199	0.914
19	31	EVENDEN	45.122	113	ELKINS	53.167	19	169	MILES	1:38.313	1:38.313	0.000
20	66	SMITH	45.600	143	DAY	53.848	20	143	DAY	1:38.709	1:38.925	0.216
21	169	MILES	45.613	26	DOLAN	54.447	21	31	EVENDEN	1:39.862	1:39.862	0.000
22	134	PETTET	46.552	134	PETTET	54.650	22	26	DOLAN	1:41.060	1:41.060	0.000
23	26	DOLAN	46.613	31	EVENDEN	54.740	23	134	PETTET	1:41.202	1:41.346	0.144
24	12	KETTERINGHAM	47.399	27	GOOSE	55.951	24	27	GOOSE	1:43.485	1:43.602	0.117
25	27	GOOSE	47.534	12	KETTERINGHAM	56.129	25	12	KETTERINGHAM	1:43.528	1:45.165	1.637
26	88	RANDALL	49.746	88	RANDALL	56.816	26	88	RANDALL	1:46.562	1:46.851	0.289
27												
28												

Weather / Track : Cloudy / Wet

Results can be found at www.tsl-timing.com

Snetterton 200

Circuit Length = 1.9840 miles

Start: 10:13 Flag 10:24 End: 10:26

Printed - 10:27 Sunday, 25 October 2015

BMCRC - MRO Championships 2015 - Rnd 10 @ Snetterton 200

Thunderbike Sport & BMCRC Rookie Minitwins

RACE 10 - CLASSIFICATION



POS	NO	CL	PIC NAME	R	ENTRY	LAPS	TIME	GAP	DIFF	MPH	BEST	ON
1	43	TBS	1 Colin WALKLEY		Kawasaki - ELP Racing	7	9:47.061			85.16	1:21.367	3
2	122	TBS	2 Jake POVAH		Suzuki - www.78plate.com	7	9:48.020	0.959	0.959	85.02	1:22.110	7
3	14	TBS	3 Chris BURRAGE		Kawasaki - David Burrage	7	9:53.103	6.042	5.083	84.29	1:22.389	5
4	35	TBS	4 Tyler WALSH		Suzuki - GBR Powerlines	7	9:56.017	8.956	2.914	83.88	1:22.402	5
5	50	TBS	5 Graham HIGLETT		Kawasaki - Face to Face Finance	7	10:01.925	14.864	5.908	83.06	1:23.462	5
6	131	TBS	6 Emma SELWAY		Suzuki -	7	10:02.661	15.600	0.736	82.96	1:24.619	2
7	81	TBS	7 Malvern MAY		Ducati -	7	10:27.559	40.498	24.898	79.67	1:26.646	2
8	22	RMT	1 Darren DOWDS		Suzuki - IRP decals	7	10:34.129	47.068	6.570	78.84	1:25.832	6
9	444	RMT	2 Mark WILLIAMS		Suzuki - F.C.I. MOTORCYCLES	7	10:35.561	48.500	1.432	78.66	1:25.406	5
10	34	RMT	3 Andrew JOHNSON		Suzuki - Rose & Charlie Racing	7	10:35.699	48.638	0.138	78.64	1:25.268	5
11	97	RMT	4 Jake PACKHAM		Suzuki -	7	10:36.479	49.418	0.780	78.55	1:25.062	5
12	169	TBS	8 Robert MILES		Suzuki - The Bike Shop Long Eaton	7	10:36.492	49.431	0.013	78.55	1:29.304	3
13	27	TBS	9 Marcus GOOSE		Honda -	7	10:36.573	49.512	0.081	78.54	1:29.080	4
14	143	RMT	5 Harrison DAY		Suzuki -	7	10:42.304	55.243	5.731	77.84	1:25.618	6
15	192	RMT	6 Daniel MOFFA		Suzuki - Forest Stump	7	10:42.386	55.325	0.082	77.83	1:26.369	5
16	15	RMT	7 Stephen JONES		Suzuki - MW SOLICITORS	7	10:55.568	1:08.507	13.182	76.26	1:28.640	5
17	140	RMT	8 Daniel SALES		Suzuki -	7	10:59.401	1:12.340	3.833	75.82	1:28.777	4
18	62	TBS	10 Allun THOMAS	R	Honda -	7	11:03.262	1:16.206	3.866	75.38	1:32.341	6
19	84	RMT	9 Ricardo BRANCO		Suzuki - Essential Rubber Tyres	7	11:06.622	1:19.561	3.355	75.00	1:30.232	4
20	66	RMT	10 Mark SMITH		Suzuki - Nick&Brian Scott fisheries	7	11:10.114	1:23.053	3.492	74.61	1:29.865	5
21	113	RMT	11 Sam ELKINS		Suzuki - Jumpstart Mobile Mechanic + Dad	7	11:10.214	1:23.153	0.100	74.59	1:30.195	6
22	32	RMT	12 Chris THAY		Suzuki - Scell-it uk	7	11:12.216	1:25.155	2.002	74.37	1:30.394	6
23	41	RMT	13 Ian TURNER		Suzuki - Mong Motorsport	6	10:00.174	1 Lap	1 Lap	71.40	1:32.080	6
24	12	TBS	11 Colin KETTERINGHAM		Suzuki -	6	10:09.203	1 Lap	9.029	70.34	1:39.480	3
25	134	TBS	12 Debbie PETTET		Kawasaki -	6	10:12.318	1 Lap	3.115	69.98	1:39.655	4
26	88	RMT	14 Peter RANDALL		Suzuki -	6	10:17.515	1 Lap	5.197	69.39	1:37.510	6
27	26	RMT	15 Steven DOLAN		Suzuki -	6	10:22.276	1 Lap	4.761	68.86	1:37.578	6
28	31	RMT	16 Kelvin EVENDEN		Suzuki - Glosrose Group	6	10:26.357	1 Lap	4.081	68.41	1:39.152	6

NOT CLASSIFIED

DNF	111	TBS	Ryan FOLKES		Suzuki -	5	7:04.476	2 Laps	1 Lap	84.13	1:23.089	3
-----	-----	-----	-------------	--	----------	---	----------	--------	-------	-------	----------	---

FASTEST LAP

	43	TBS	Colin WALKLEY		Kawasaki - ELP Racing	3	1:21.367			87.78 mph	141.27 kph	
	97	RMT	Jake PACKHAM		Suzuki -	5	1:25.062			83.96 mph	135.13 kph	

Class TBS - 90% of Race Speed = 76.64 mph
 Class RMT - 90% of Race Speed = 70.95 mph

Snetterton 200
 Circuit Length = 1.9840 miles
 Start: 13:34 Flag 13:43 End: 13:45

Weather / Track : Cloudy / Dry

These results are provisional until the conclusion of any judicial and technical matters.

Clerk Of Course :	Timekeeper :
-------------------	--------------

Results can be found at www.tsl-timing.com

Printed - 13:45 Sunday, 25 October 2015



BMCRC - MRO Championships 2015 - Rnd 10 @ Snetterton 200

Thunderbike Sport & BMCRC Rookie Minitwins

RACE 10 - LAP CHART

LAP 1 @ 13:35:30.994		
NO	BEHIND	LAP TIME

122		1:28.541
111	0.663	1:29.204
131	4.084	1:32.625
81	4.518	1:33.059
43	4.655	1:33.196
35	4.737	1:33.278
50	5.425	1:33.966
14	6.886	1:35.427
169	7.993	1:36.534
27	8.648	1:37.189
62	13.456	1:41.997
134	18.255	1:46.796
12	20.566	1:49.107
22	25.870	1:54.411
140	26.415	1:54.956
34	27.645	1:56.186
444	28.668	1:57.209
143	28.693	1:57.234
192	28.781	1:57.322
97	30.978	1:59.519
84	31.317	1:59.858
15	31.800	2:00.341
32	33.286	2:01.827
113	34.173	2:02.714
66	34.242	2:02.783
88	36.571	2:05.112
41	37.083	2:05.624
31	40.557	2:09.098
26	41.934	2:10.475

LAP 2 @ 13:36:54.475		
NO	BEHIND	LAP TIME

122		1:23.481
111	0.919	1:23.737
43	3.172	1:21.998
131	5.222	1:24.619
35	5.713	1:24.457
50	5.903	1:23.959
14	6.490	1:23.085
81	7.683	1:26.646
169	14.185	1:29.673
27	14.465	1:29.298
62	25.168	1:35.193
22	30.130	1:27.741
140	31.812	1:28.878
34	32.592	1:28.428
444	33.637	1:28.450
143	34.672	1:29.460
97	35.139	1:27.642
192	35.207	1:29.907
134	35.385	1:40.611
15	37.159	1:28.840
12	37.418	1:40.333
84	38.520	1:30.684
32	42.505	1:32.700
66	43.098	1:32.337
113	43.107	1:32.415
41	48.565	1:34.963
88	52.758	1:39.668
31	56.252	1:39.176
26	56.961	1:38.508

LAP 3 @ 13:38:17.891		
NO	BEHIND	LAP TIME

122		1:23.416
111	0.592	1:23.089
43	1.123	1:21.367
35	6.311	1:24.014
14	6.773	1:23.699
131	7.562	1:25.756
50	8.114	1:25.627
81	16.082	1:31.815
169	20.073	1:29.304
27	21.041	1:29.992
22	33.417	1:26.703
34	35.686	1:26.510
62	36.796	1:35.044
444	36.964	1:26.743
140	37.740	1:29.344
97	37.749	1:26.026
143	39.068	1:27.812
192	39.166	1:27.375
15	43.896	1:30.153
84	47.555	1:32.451
32	51.249	1:32.160
113	52.305	1:32.614
66	52.369	1:32.687
12	53.482	1:39.480
134	53.730	1:41.761
41	1:00.601	1:35.452
88	1:08.079	1:38.737
26	1:11.905	1:38.360
31	1:12.034	1:39.198

LAP 4 @ 13:39:40.815		
NO	BEHIND	LAP TIME

43		1:21.801
122	0.444	1:23.368
111	1.119	1:23.451
14	6.311	1:22.462
35	7.070	1:23.683
50	9.536	1:24.346
131	9.713	1:25.075
81	19.966	1:26.808
169	26.843	1:29.694
27	27.197	1:29.080
22	36.418	1:25.925
34	39.633	1:26.871
444	39.697	1:25.657
97	40.558	1:25.733
192	43.461	1:27.219
140	43.593	1:28.777
143	44.030	1:27.886
62	47.121	1:33.249
15	49.976	1:29.004
84	54.863	1:30.232
32	1:00.785	1:32.460
113	1:00.802	1:31.421
66	1:01.345	1:31.900
12	1:10.240	1:39.682
134	1:10.461	1:39.655
41	1:13.027	1:35.350

LAP 5 @ 13:41:03.767		
NO	BEHIND	LAP TIME

43		1:22.952
88	1 Lap	1:38.345
122	0.815	1:23.323
111	3.162	1:24.995
26	1 Lap	1:38.910
31	1 Lap	1:39.154
14	5.748	1:22.389
35	6.520	1:22.402
50	10.046	1:23.462
131	11.427	1:24.666
81	24.751	1:27.737
169	34.429	1:30.538
27	34.490	1:30.245
22	40.752	1:27.286
34	41.949	1:25.268
444	42.151	1:25.406
97	42.668	1:25.062
192	46.878	1:26.369
143	48.770	1:27.692
140	50.114	1:29.473
15	55.664	1:28.640
62	57.123	1:32.954
84	1:04.172	1:32.261
113	1:08.223	1:30.373
66	1:08.258	1:29.865
32	1:09.119	1:31.286

LAP 6 @ 13:42:28.034		
NO	BEHIND	LAP TIME

43		1:24.267
122	0.329	1:23.781
41	1 Lap	1:36.705
12	1 Lap	1:39.790
14	4.879	1:23.398
134	1 Lap	1:42.462
35	5.876	1:23.623
50	11.566	1:25.787
131	12.020	1:24.860
88	1 Lap	1:38.143
26	1 Lap	1:38.445
31	1 Lap	1:40.579
81	27.754	1:27.270
27	40.399	1:30.176
169	40.484	1:30.322
22	42.317	1:25.832
34	43.461	1:25.779
444	43.766	1:25.882
97	44.253	1:25.852
192	50.110	1:27.499
143	50.121	1:25.618
140	58.560	1:32.713
15	1:00.059	1:28.662
62	1:05.197	1:32.341
84	1:10.735	1:30.830
66	1:14.085	1:30.094
113	1:14.151	1:30.195
32	1:15.246	1:30.394

LAP 7 @ 13:43:49.514		
NO	BEHIND	LAP TIME

43		1:21.480
----	--	----------

122	0.959	1:22.110
14	6.042	1:22.643
35	8.956	1:24.560
41	1 Lap	1:32.080
50	14.864	1:24.778
131	15.600	1:25.060
12	1 Lap	1:40.811
134	1 Lap	1:41.033
88	1 Lap	1:37.510
26	1 Lap	1:37.578
31	1 Lap	1:39.152
81	40.498	1:34.224
22	47.068	1:26.231
444	48.500	1:26.214
34	48.638	1:26.657
97	49.418	1:26.645
169	49.431	1:30.427
27	49.512	1:30.593
143	55.243	1:26.602
192	55.325	1:26.695
15	1:08.507	1:29.928
140	1:12.340	1:35.260
62	1:16.206	1:32.489
84	1:19.561	1:30.306
66	1:23.053	1:30.448
113	1:23.153	1:30.482
32	1:25.155	1:31.389

Weather / Track : Cloudy / Dry

Results can be found at www.tsl-timing.com

Snetterton 200
Circuit Length = 1.9840 miles
Start: 13:34 Flag 13:43 End: 13:45

Printed - 13:46 Sunday, 25 October 2015

BMCRC - MRO Championships 2015 - Rnd 10 @ Snetterton 200

Thunderbike Sport & BMCRC Rookie Minitwins

RACE 10 - SECTOR ANALYSIS

SECTOR 1 = FL to I1, SECTOR 2 = I1 to FL, DIFF = Difference To Personal Best Lap

P1 43 TBS Colin WALKEY		Kawasaki - ELP Racing				
IDEAL LAP TIME : 1:21.050		BEST LAP TIME : 1:21.367				
		DIFFERENCE : 0.317				
LAP	SECTOR 1	SECTOR 2	LAP TIME	MPH	DIFF	TIME OF DAY
1 -		45.930	1:33.196	76.63	11.829	13:35:35.649
2 -	38.497	43.501	1:21.998	87.10	0.631	13:36:57.647
3 -	38.170	43.197	1:21.367 (1)	87.78		13:38:19.014
4 -	38.424	43.377	1:21.801 (3)	87.31	0.434	13:39:40.815
5 -	37.853	45.099	1:22.952	86.10	1.585	13:41:03.767
6 -	38.213	46.054	1:24.267	84.76	2.900	13:42:28.034
7 -	37.895	43.585	1:21.480 (2)	87.66	0.113	13:43:49.514

P2 122 TBS Jake POVAH		Suzuki - www.78plate.com				
IDEAL LAP TIME : 1:21.833		BEST LAP TIME : 1:22.110				
		DIFFERENCE : 0.277				
LAP	SECTOR 1	SECTOR 2	LAP TIME	MPH	DIFF	TIME OF DAY
1 -		44.070	1:28.541	80.66	6.431	13:35:30.994
2 -	39.762	43.719	1:23.481	85.55	1.371	13:36:54.475
3 -	39.580	43.836	1:23.416	85.62	1.306	13:38:17.891
4 -	39.304	44.064	1:23.368 (3)	85.67	1.258	13:39:41.259
5 -	38.763	44.560	1:23.323 (2)	85.72	1.213	13:41:04.582
6 -	39.075	44.706	1:23.781	85.25	1.671	13:42:28.363
7 -	39.040	43.070	1:22.110 (1)	86.98		13:43:50.473

P3 14 TBS Chris BURRAGE		Kawasaki - David Burrage				
IDEAL LAP TIME : 1:22.314		BEST LAP TIME : 1:22.389				
		DIFFERENCE : 0.075				
LAP	SECTOR 1	SECTOR 2	LAP TIME	MPH	DIFF	TIME OF DAY
1 -		47.187	1:35.427	74.84	13.038	13:35:37.880
2 -	39.342	43.743	1:23.085	85.96	0.696	13:37:00.965
3 -	38.843	44.856	1:23.699	85.33	1.310	13:38:24.664
4 -	38.814	43.648	1:22.462 (2)	86.61	0.073	13:39:47.126
5 -	38.878	43.511	1:22.389 (1)	86.69		13:41:09.515
6 -	39.280	44.118	1:23.398	85.64	1.009	13:42:32.913
7 -	39.143	43.500	1:22.643 (3)	86.42	0.254	13:43:55.556

P4 35 TBS Tyler WALSH		Suzuki - GBR Powerlines				
IDEAL LAP TIME : 1:22.402		BEST LAP TIME : 1:22.402				
		DIFFERENCE : 0.000				
LAP	SECTOR 1	SECTOR 2	LAP TIME	MPH	DIFF	TIME OF DAY
1 -		46.553	1:33.278	76.57	10.876	13:35:35.731
2 -	39.827	44.630	1:24.457	84.57	2.055	13:37:00.188
3 -	39.267	44.747	1:24.014	85.01	1.612	13:38:24.202
4 -	39.346	44.337	1:23.683 (3)	85.35	1.281	13:39:47.885
5 -	38.622	43.780	1:22.402 (1)	86.67		13:41:13.287
6 -	39.555	44.068	1:23.623 (2)	85.41	1.221	13:42:33.910
7 -	39.496	45.064	1:24.560	84.46	2.158	13:43:58.470

P5 50 TBS Graham HIGLETT		Kawasaki - Face to Face Finance				
IDEAL LAP TIME : 1:23.438		BEST LAP TIME : 1:23.462				
		DIFFERENCE : 0.024				
LAP	SECTOR 1	SECTOR 2	LAP TIME	MPH	DIFF	TIME OF DAY
1 -		46.241	1:33.966	76.01	10.504	13:35:36.419
2 -	39.510	44.449	1:23.959 (2)	85.07	0.497	13:37:00.378
3 -	39.095	46.532	1:25.627	83.41	2.165	13:38:26.005
4 -	39.251	45.095	1:24.346 (3)	84.68	0.884	13:39:50.351
5 -	39.119	44.343	1:23.462 (1)	85.57		13:41:13.813
6 -	40.907	44.880	1:25.787	83.25	2.325	13:42:39.600
7 -	39.841	44.937	1:24.778	84.24	1.316	13:44:04.378

P6 131 TBS Emma SELWAY		Suzuki -				
IDEAL LAP TIME : 1:24.473		BEST LAP TIME : 1:24.619				
		DIFFERENCE : 0.146				
LAP	SECTOR 1	SECTOR 2	LAP TIME	MPH	DIFF	TIME OF DAY

Weather / Track : Cloudy / Dry

Snetterton 200
Circuit Length = 1.9840 miles
Start: 13:34 Flag 13:43 End: 13:45

BMCRC - MRO Championships 2015 - Rnd 10 @ Snetterton 200

Thunderbike Sport & BMCRC Rookie Minitwins

RACE 10 - SECTOR ANALYSIS

SECTOR 1 = FL to I1, SECTOR 2 = I1 to FL, DIFF = Difference To Personal Best Lap

1 -		46.031	1:32.625	77.11	8.006	13:35:35.078
2 -	39.568	45.051	1:24.619 (1)	84.40		13:36:59.697
3 -	39.695	46.061	1:25.756	83.28	1.137	13:38:25.453
4 -	39.433	45.642	1:25.075	83.95	0.456	13:39:50.528
5 -	39.422	45.244	1:24.666 (2)	84.36	0.047	13:41:15.194
6 -	39.465	45.395	1:24.860 (3)	84.16	0.241	13:42:40.054
7 -	39.701	45.359	1:25.060	83.97	0.441	13:44:05.114

P7 81 TBS Malvern MAY			Ducati -			
IDEAL LAP TIME : 1:26.278		BEST LAP TIME : 1:26.646		DIFFERENCE : 0.368		
LAP	SECTOR 1	SECTOR 2	LAP TIME	MPH	DIFF	TIME OF DAY
1 -		46.535	1:33.059	76.75	6.413	13:35:35.512
2 -	40.281	46.365	1:26.646 (1)	82.43		13:37:02.158
3 -	40.204	51.611	1:31.815	77.79	5.169	13:38:33.973
4 -	40.527	46.281	1:26.808 (2)	82.27	0.162	13:40:00.781
5 -	41.663	46.074	1:27.737	81.40	1.091	13:41:28.518
6 -	40.963	46.307	1:27.270 (3)	81.84	0.624	13:42:55.788
7 -	41.071	53.153	1:34.224	75.80	7.578	13:44:30.012

P8 22 RMT Darren DOWDS			Suzuki - IRP decals			
IDEAL LAP TIME : 1:25.667		BEST LAP TIME : 1:25.832		DIFFERENCE : 0.165		
LAP	SECTOR 1	SECTOR 2	LAP TIME	MPH	DIFF	TIME OF DAY
1 -		46.626	1:54.411	62.42	28.579	13:35:56.864
2 -	40.154	47.587	1:27.741	81.40	1.909	13:37:24.605
3 -	40.005	46.698	1:26.703	82.37	0.871	13:38:51.308
4 -	40.078	45.847	1:25.925 (2)	83.12	0.093	13:40:17.233
5 -	40.435	46.851	1:27.286	81.82	1.454	13:41:44.519
6 -	40.170	45.662	1:25.832 (1)	83.21		13:43:10.351
7 -	40.206	46.025	1:26.231 (3)	82.83	0.399	13:44:36.582

P9 444 RMT Mark WILLIAMS			Suzuki - F.C.L MOTORCYCLES			
IDEAL LAP TIME : 1:25.399		BEST LAP TIME : 1:25.406		DIFFERENCE : 0.007		
LAP	SECTOR 1	SECTOR 2	LAP TIME	MPH	DIFF	TIME OF DAY
1 -		46.634	1:57.209	60.93	31.803	13:35:59.662
2 -	40.610	47.840	1:28.450	80.75	3.044	13:37:28.112
3 -	40.143	46.600	1:26.743	82.34	1.337	13:38:54.855
4 -	39.800	45.857	1:25.657 (2)	83.38	0.251	13:40:20.512
5 -	39.807	45.599	1:25.406 (1)	83.63		13:41:45.918
6 -	40.162	45.720	1:25.882 (3)	83.16	0.476	13:43:11.800
7 -	39.842	46.372	1:26.214	82.84	0.808	13:44:38.014

P10 34 RMT Andrew JOHNSON			Suzuki - Rose & Charlie Racing			
IDEAL LAP TIME : 1:25.268		BEST LAP TIME : 1:25.268		DIFFERENCE : 0.000		
LAP	SECTOR 1	SECTOR 2	LAP TIME	MPH	DIFF	TIME OF DAY
1 -		46.590	1:56.186	61.47	30.918	13:35:58.639
2 -	41.529	46.899	1:28.428	80.77	3.160	13:37:27.067
3 -	40.663	45.847	1:26.510 (3)	82.56	1.242	13:38:53.577
4 -	40.674	46.197	1:26.871	82.22	1.603	13:40:20.448
5 -	39.825	45.443	1:25.268 (1)	83.76		13:41:45.716
6 -	40.115	45.664	1:25.779 (2)	83.26	0.511	13:43:11.495
7 -	40.103	46.554	1:26.657	82.42	1.389	13:44:38.152

P11 97 RMT Jake PACKHAM			Suzuki -			
IDEAL LAP TIME : 1:24.387		BEST LAP TIME : 1:25.062		DIFFERENCE : 0.675		
LAP	SECTOR 1	SECTOR 2	LAP TIME	MPH	DIFF	TIME OF DAY
1 -		47.850	1:59.519	59.76	34.457	13:36:01.972
2 -	40.760	46.882	1:27.642	81.49	2.580	13:37:29.614
3 -	40.658	45.368	1:26.026	83.02	0.964	13:38:55.640
4 -	41.075	44.658	1:25.733 (2)	83.31	0.671	13:40:21.373

Weather / Track : Cloudy / Dry

Snetterton 200

Circuit Length = 1.9840 miles

Start: 13:34 Flag 13:43 End: 13:45

BMCRC - MRO Championships 2015 - Rnd 10 @ Snetterton 200

Thunderbike Sport & BMCRC Rookie Minitwins

RACE 10 - SECTOR ANALYSIS

SECTOR 1 = FL to I1, SECTOR 2 = I1 to FL, DIFF = Difference To Personal Best Lap

5 -	40.099	44.963	1:25.062 (1)	83.96		13:41:46.435
6 -	39.729	46.123	1:25.852 (3)	83.19	0.790	13:43:12.287
7 -	40.069	46.576	1:26.645	82.43	1.583	13:44:38.932

P12 169 TBS Robert MILES			Suzuki - The Bike Shop Long Eaton			
IDEAL LAP TIME : 1:29.304		BEST LAP TIME : 1:29.304	DIFFERENCE : 0.000			
LAP	SECTOR 1	SECTOR 2	LAP TIME	MPH	DIFF	TIME OF DAY
1 -		48.792	1:36.534	73.98	7.230	13:35:38.987
2 -	41.955	47.718	1:29.673 (2)	79.65	0.369	13:37:08.660
3 -	41.666	47.638	1:29.304 (1)	79.98		13:38:37.964
4 -	41.921	47.773	1:29.694 (3)	79.63	0.390	13:40:07.658
5 -	42.729	47.809	1:30.538	78.88	1.234	13:41:38.196
6 -	42.618	47.704	1:30.322	79.07	1.018	13:43:08.518
7 -	42.265	48.162	1:30.427	78.98	1.123	13:44:38.945

P13 27 TBS Marcus GOOSE			Honda -			
IDEAL LAP TIME : 1:28.732		BEST LAP TIME : 1:29.080	DIFFERENCE : 0.348			
LAP	SECTOR 1	SECTOR 2	LAP TIME	MPH	DIFF	TIME OF DAY
1 -		48.623	1:37.189	73.49	8.109	13:35:39.642
2 -	41.800	47.498	1:29.298 (2)	79.98	0.218	13:37:08.940
3 -	41.789	48.203	1:29.992 (3)	79.36	0.912	13:38:38.932
4 -	42.137	46.943	1:29.080 (1)	80.18		13:40:08.012
5 -	42.603	47.642	1:30.245	79.14	1.165	13:41:38.257
6 -	42.668	47.508	1:30.176	79.20	1.096	13:43:08.433
7 -	42.569	48.024	1:30.593	78.84	1.513	13:44:39.026

P14 143 RMT Harrison DAY			Suzuki -			
IDEAL LAP TIME : 1:25.618		BEST LAP TIME : 1:25.618	DIFFERENCE : 0.000			
LAP	SECTOR 1	SECTOR 2	LAP TIME	MPH	DIFF	TIME OF DAY
1 -		47.613	1:57.234	60.92	31.616	13:35:59.687
2 -	41.047	48.413	1:29.460	79.84	3.842	13:37:29.147
3 -	41.154	46.658	1:27.812	81.33	2.194	13:38:56.959
4 -	41.196	46.690	1:27.886	81.27	2.268	13:40:24.845
5 -	41.418	46.274	1:27.692 (3)	81.45	2.074	13:41:52.537
6 -	40.272	45.346	1:25.618 (1)	83.42		13:43:18.155
7 -	40.543	46.059	1:26.602 (2)	82.47	0.984	13:44:44.757

P15 192 RMT Daniel MOFFA			Suzuki - Forest Stump			
IDEAL LAP TIME : 1:26.149		BEST LAP TIME : 1:26.369	DIFFERENCE : 0.220			
LAP	SECTOR 1	SECTOR 2	LAP TIME	MPH	DIFF	TIME OF DAY
1 -		47.551	1:57.322	60.87	30.953	13:35:59.775
2 -	42.286	47.621	1:29.907	79.44	3.538	13:37:29.682
3 -	41.402	45.973	1:27.375	81.74	1.006	13:38:57.057
4 -	41.815	45.404	1:27.219 (3)	81.89	0.850	13:40:24.276
5 -	40.858	45.511	1:26.369 (1)	82.69		13:41:59.645
6 -	41.451	46.048	1:27.499	81.62	1.130	13:43:18.144
7 -	40.745	45.950	1:26.695 (2)	82.38	0.326	13:44:44.839

P16 15 RMT Stephen JONES			Suzuki - MW SOLICITORS			
IDEAL LAP TIME : 1:28.303		BEST LAP TIME : 1:28.640	DIFFERENCE : 0.337			
LAP	SECTOR 1	SECTOR 2	LAP TIME	MPH	DIFF	TIME OF DAY
1 -		48.588	2:00.341	59.35	31.701	13:36:02.794
2 -	41.291	47.549	1:28.840 (3)	80.39	0.200	13:37:31.634
3 -	42.570	47.583	1:30.153	79.22	1.513	13:39:01.787
4 -	41.484	47.520	1:29.004	80.24	0.364	13:40:30.791
5 -	40.932	47.708	1:28.640 (1)	80.57		13:41:59.431
6 -	41.291	47.371	1:28.662 (2)	80.55	0.022	13:43:28.093
7 -	42.335	47.593	1:29.928	79.42	1.288	13:44:58.021

Weather / Track : Cloudy / Dry

Snetterton 200

Circuit Length = 1.9840 miles

Start: 13:34 Flag 13:43 End: 13:45

BMCRC - MRO Championships 2015 - Rnd 10 @ Snetterton 200

Thunderbike Sport & BMCRC Rookie Minitwins

RACE 10 - SECTOR ANALYSIS

SECTOR 1 = FL to I1, SECTOR 2 = I1 to FL, DIFF = Difference To Personal Best Lap

P17 140 RMT Daniel SALES			Suzuki -			
IDEAL LAP TIME : 1:26.538		BEST LAP TIME : 1:28.777		DIFFERENCE : 2.239		
LAP	SECTOR 1	SECTOR 2	LAP TIME	MPH	DIFF	TIME OF DAY
1 -		46.326	1:54.956	62.13	26.179	13:35:57.409
2 -	40.212	48.666	1:28.878 (2)	80.36	0.101	13:37:26.287
3 -	41.802	47.542	1:29.344 (3)	79.94	0.567	13:38:55.631
4 -	42.433	46.344	1:28.777 (1)	80.45		13:40:24.408
5 -	42.015	47.458	1:29.473	79.82	0.696	13:41:53.881
6 -	42.341	50.372	1:32.713	77.03	3.936	13:43:26.594
7 -	44.415	50.845	1:35.260	74.97	6.483	13:45:01.854

P18 62 TBS Allun THOMAS			Honda -			
IDEAL LAP TIME : 1:31.562		BEST LAP TIME : 1:32.341		DIFFERENCE : 0.779		
LAP	SECTOR 1	SECTOR 2	LAP TIME	MPH	DIFF	TIME OF DAY
1 -		51.028	1:41.997	70.02	9.656	13:35:44.450
2 -	44.124	51.069	1:35.193	75.03	2.852	13:37:19.643
3 -	44.471	50.573	1:35.044	75.14	2.703	13:38:54.687
4 -	44.322	48.927	1:33.249	76.59	0.908	13:40:27.936
5 -	43.657	49.297	1:32.954 (3)	76.83	0.613	13:42:00.890
6 -	42.635	49.706	1:32.341 (1)	77.34		13:43:33.231
7 -	43.376	49.113	1:32.489 (2)	77.22	0.148	13:45:05.720

P19 84 RMT Ricardo BRANCO			Suzuki - Essential Rubber Tyres			
IDEAL LAP TIME : 1:29.898		BEST LAP TIME : 1:30.232		DIFFERENCE : 0.334		
LAP	SECTOR 1	SECTOR 2	LAP TIME	MPH	DIFF	TIME OF DAY
1 -		49.698	1:59.858	59.59	29.626	13:36:02.311
2 -	41.887	48.797	1:30.684 (3)	78.76	0.452	13:37:32.995
3 -	43.606	48.845	1:32.451	77.25	2.219	13:39:05.446
4 -	41.858	48.374	1:30.232 (1)	79.15		13:40:35.678
5 -	42.850	49.411	1:32.261	77.41	2.029	13:42:07.939
6 -	42.049	48.781	1:30.830	78.63	0.598	13:43:38.769
7 -	41.524	48.782	1:30.306 (2)	79.09	0.074	13:45:09.075

P20 66 RMT Mark SMITH			Suzuki - Nick&Brian Scott fisheries			
IDEAL LAP TIME : 1:29.543		BEST LAP TIME : 1:29.865		DIFFERENCE : 0.322		
LAP	SECTOR 1	SECTOR 2	LAP TIME	MPH	DIFF	TIME OF DAY
1 -		50.341	2:02.783	58.17	32.918	13:36:05.236
2 -	42.766	49.571	1:32.337	77.35	2.472	13:37:37.573
3 -	42.925	49.762	1:32.687	77.06	2.822	13:39:10.260
4 -	42.450	49.450	1:31.900	77.72	2.035	13:40:42.160
5 -	42.158	47.707	1:29.865 (1)	79.48		13:42:12.025
6 -	41.836	48.258	1:30.094 (2)	79.27	0.229	13:43:42.119
7 -	42.143	48.305	1:30.448 (3)	78.96	0.583	13:45:12.567

P21 113 RMT Sam ELKINS			Suzuki - Jumpstart Mobile Mechanic + Dad			
IDEAL LAP TIME : 1:30.116		BEST LAP TIME : 1:30.195		DIFFERENCE : 0.079		
LAP	SECTOR 1	SECTOR 2	LAP TIME	MPH	DIFF	TIME OF DAY
1 -		50.066	2:02.714	58.20	32.519	13:36:05.167
2 -	42.817	49.598	1:32.415	77.28	2.220	13:37:37.582
3 -	42.521	50.093	1:32.614	77.12	2.419	13:39:10.196
4 -	42.553	48.868	1:31.421	78.12	1.226	13:40:41.617
5 -	41.918	48.455	1:30.373 (2)	79.03	0.178	13:42:11.990
6 -	41.661	48.534	1:30.195 (1)	79.18		13:43:42.185
7 -	42.015	48.467	1:30.482 (3)	78.93	0.287	13:45:12.667

P22 32 RMT Chris THAY			Suzuki - Scell-it uk			
IDEAL LAP TIME : 1:30.317		BEST LAP TIME : 1:30.394		DIFFERENCE : 0.077		
LAP	SECTOR 1	SECTOR 2	LAP TIME	MPH	DIFF	TIME OF DAY

Weather / Track : Cloudy / Dry

Snetterton 200
Circuit Length = 1.9840 miles
Start: 13:34 Flag 13:43 End: 13:45

BMCRC - MRO Championships 2015 - Rnd 10 @ Snetterton 200

Thunderbike Sport & BMCRC Rookie Minitwins

RACE 10 - SECTOR ANALYSIS

SECTOR 1 = FL to I1, SECTOR 2 = I1 to FL, DIFF = Difference To Personal Best Lap

1 -		50.093	2:01.827	58.62	31.433	13:36:04.280
2 -	43.325	49.375	1:32.700	77.05	2.306	13:37:36.980
3 -	42.858	49.302	1:32.160	77.50	1.766	13:39:09.140
4 -	43.258	49.202	1:32.460	77.25	2.066	13:40:41.600
5 -	42.910	48.376	1:31.286 (2)	78.24	0.892	13:42:12.886
6 -	41.941	48.453	1:30.394 (1)	79.01		13:43:43.280
7 -	42.483	48.906	1:31.389 (3)	78.15	0.995	13:45:14.669

P23 41 RMT Ian TURNER			Suzuki - Mong Motorsport			
IDEAL LAP TIME : 1:32.080		BEST LAP TIME : 1:32.080		DIFFERENCE : 0.000		

LAP	SECTOR 1	SECTOR 2	LAP TIME	MPH	DIFF	TIME OF DAY
1 -		50.320	2:05.624	56.85	33.544	13:36:08.077
2 -	43.964	50.999	1:34.963 (2)	75.21	2.883	13:37:43.040
3 -	44.031	51.421	1:35.452	74.82	3.372	13:39:18.492
4 -	43.719	51.631	1:35.350 (3)	74.90	3.270	13:40:53.842
5 -	44.356	52.349	1:36.705	73.85	4.625	13:42:30.547
6 -	42.708	49.372	1:32.080 (1)	77.56		13:44:02.627

P24 12 TBS Colin KETTERINGHAM			Suzuki -			
IDEAL LAP TIME : 1:38.241		BEST LAP TIME : 1:39.480		DIFFERENCE : 1.239		

LAP	SECTOR 1	SECTOR 2	LAP TIME	MPH	DIFF	TIME OF DAY
1 -		54.749	1:49.107	65.46	9.627	13:35:51.560
2 -	47.104	53.229	1:40.333	71.18	0.853	13:37:31.893
3 -	45.012	54.468	1:39.480 (1)	71.79		13:39:11.373
4 -	45.799	53.883	1:39.682 (2)	71.65	0.202	13:40:51.055
5 -	45.857	53.933	1:39.790 (3)	71.57	0.310	13:42:30.845
6 -	47.103	53.708	1:40.811	70.85	1.331	13:44:11.656

P25 134 TBS Debbie PETTET			Kawasaki -			
IDEAL LAP TIME : 1:39.424		BEST LAP TIME : 1:39.655		DIFFERENCE : 0.231		

LAP	SECTOR 1	SECTOR 2	LAP TIME	MPH	DIFF	TIME OF DAY
1 -		53.004	1:46.796	66.87	7.141	13:35:49.249
2 -	46.420	54.191	1:40.611 (2)	70.99	0.956	13:37:29.860
3 -	47.207	54.554	1:41.761	70.18	2.106	13:39:11.621
4 -	46.513	53.142	1:39.655 (1)	71.67		13:40:51.276
5 -	47.301	55.161	1:42.462	69.70	2.807	13:42:33.738
6 -	46.994	54.039	1:41.033 (3)	70.69	1.378	13:44:14.771

P26 88 RMT Peter RANDALL			Suzuki -			
IDEAL LAP TIME : 1:36.343		BEST LAP TIME : 1:37.510		DIFFERENCE : 1.167		

LAP	SECTOR 1	SECTOR 2	LAP TIME	MPH	DIFF	TIME OF DAY
1 -		50.683	2:05.112	57.08	27.602	13:36:07.565
2 -	46.927	52.741	1:39.668	71.66	2.158	13:37:47.233
3 -	45.951	52.786	1:38.737	72.33	1.227	13:39:25.970
4 -	45.987	52.358	1:38.345 (3)	72.62	0.835	13:41:04.315
5 -	45.914	52.229	1:38.143 (2)	72.77	0.633	13:42:42.458
6 -	45.660	51.850	1:37.510 (1)	73.24		13:44:19.968

P27 26 RMT Steven DOLAN			Suzuki -			
IDEAL LAP TIME : 1:36.992		BEST LAP TIME : 1:37.578		DIFFERENCE : 0.586		

LAP	SECTOR 1	SECTOR 2	LAP TIME	MPH	DIFF	TIME OF DAY
1 -		54.006	2:10.475	54.74	32.897	13:36:12.928
2 -	46.050	52.458	1:38.508	72.50	0.930	13:37:51.436
3 -	45.211	53.149	1:38.360 (2)	72.61	0.782	13:39:29.796
4 -	45.106	53.804	1:38.910	72.21	1.332	13:41:08.706
5 -	46.417	52.028	1:38.445 (3)	72.55	0.867	13:42:47.151
6 -	45.692	51.886	1:37.578 (1)	73.19		13:44:24.729

Weather / Track : Cloudy / Dry

Snetterton 200

Circuit Length = 1.9840 miles

Start: 13:34 Flag 13:43 End: 13:45

BMCRC - MRO Championships 2015 - Rnd 10 @ Snetterton 200

Thunderbike Sport & BMCRC Rookie Minitwins

RACE 10 - SECTOR ANALYSIS

SECTOR 1 = FL to I1, SECTOR 2 = I1 to FL, DIFF = Difference To Personal Best Lap

P28 31 RMT Kelvin EVENDEN			Suzuki - Glosrose Group			
IDEAL LAP TIME : 1:38.561		BEST LAP TIME : 1:39.152		DIFFERENCE : 0.591		
LAP	SECTOR 1	SECTOR 2	LAP TIME	MPH	DIFF	TIME OF DAY
1 -		53.797	2:09.098	55.32	29.946	13:36:11.551
2 -	44.944	54.232	1:39.176 (3)	72.01	0.024	13:37:50.727
3 -	45.160	54.038	1:39.198	72.00	0.046	13:39:29.925
4 -	45.537	53.617	1:39.154 (2)	72.03	0.002	13:41:09.079
5 -	46.652	53.927	1:40.579	71.01	1.427	13:42:49.658
6 -	45.237	53.915	1:39.152 (1)	72.03		13:44:28.810

P29 111 TBS Ryan FOLKES			Suzuki -			
IDEAL LAP TIME : 1:22.363		BEST LAP TIME : 1:23.089		DIFFERENCE : 0.726		
LAP	SECTOR 1	SECTOR 2	LAP TIME	MPH	DIFF	TIME OF DAY
1 -		44.643	1:29.204	80.06	6.115	13:35:31.657
2 -	39.585	44.152	1:23.737 (3)	85.29	0.648	13:36:55.394
3 -	39.209	43.880	1:23.089 (1)	85.96		13:38:18.483
4 -	39.132	44.319	1:23.451 (2)	85.58	0.362	13:39:41.934
5 -	38.483	46.512	1:24.995	84.03	1.906	13:41:06.929

BMCRC - MRO Championships 2015 - Rnd 10 @ Snetterton 200

Thunderbike Sport & BMCRC Rookie Minitwins

RACE 10 - BEST SECTORS

SECTOR 1			SECTOR 2			IDEAL / BEST COMPARISON						
POS	NO	NAME	TIME	NO	NAME	TIME	POS	NO	NAME	IDEAL	BEST	DIFF
									PERFECT LAP	1:20.923		
1	43	WALKEY	37.853	122	POVAH	43.070	1	43	WALKEY	1:21.050	1:21.367	0.317
2	111	FOLKES	38.483	43	WALKEY	43.197	2	122	POVAH	1:21.833	1:22.110	0.277
3	35	WALSH	38.622	14	BURRAGE	43.500	3	14	BURRAGE	1:22.314	1:22.389	0.075
4	122	POVAH	38.763	35	WALSH	43.780	4	111	FOLKES	1:22.363	1:23.089	0.726
5	14	BURRAGE	38.814	111	FOLKES	43.880	5	35	WALSH	1:22.402	1:22.402	0.000
6	50	HIGLETT	39.095	50	HIGLETT	44.343	6	50	HIGLETT	1:23.438	1:23.462	0.024
7	131	SELWAY	39.422	97	PACKHAM	44.658	7	97	PACKHAM	1:24.387	1:25.062	0.675
8	97	PACKHAM	39.729	131	SELWAY	45.051	8	131	SELWAY	1:24.473	1:24.619	0.146
9	444	WILLIAMS	39.800	143	DAY	45.346	9	34	JOHNSON	1:25.268	1:25.268	0.000
10	34	JOHNSON	39.825	192	MOFFA	45.404	10	444	WILLIAMS	1:25.399	1:25.406	0.007
11	22	DOWDS	40.005	34	JOHNSON	45.443	11	143	DAY	1:25.618	1:25.618	0.000
12	81	MAY	40.204	444	WILLIAMS	45.599	12	22	DOWDS	1:25.667	1:25.832	0.165
13	140	SALES	40.212	22	DOWDS	45.662	13	192	MOFFA	1:26.149	1:26.369	0.220
14	143	DAY	40.272	81	MAY	46.074	14	81	MAY	1:26.278	1:26.646	0.368
15	192	MOFFA	40.745	140	SALES	46.326	15	140	SALES	1:26.538	1:28.777	2.239
16	15	JONES	40.932	27	GOOSE	46.943	16	15	JONES	1:28.303	1:28.640	0.337
17	84	BRANCO	41.524	15	JONES	47.371	17	27	GOOSE	1:28.732	1:29.080	0.348
18	113	ELKINS	41.661	169	MILES	47.638	18	169	MILES	1:29.304	1:29.304	0.000
19	169	MILES	41.666	66	SMITH	47.707	19	66	SMITH	1:29.543	1:29.865	0.322
20	27	GOOSE	41.789	84	BRANCO	48.374	20	84	BRANCO	1:29.898	1:30.232	0.334
21	66	SMITH	41.836	32	THAY	48.376	21	113	ELKINS	1:30.116	1:30.195	0.079
22	32	THAY	41.941	113	ELKINS	48.455	22	32	THAY	1:30.317	1:30.394	0.077
23	62	THOMAS	42.635	62	THOMAS	48.927	23	62	THOMAS	1:31.562	1:32.341	0.779
24	41	TURNER	42.708	41	TURNER	49.372	24	41	TURNER	1:32.080	1:32.080	0.000
25	31	EVENDEN	44.944	88	RANDALL	50.683	25	88	RANDALL	1:36.343	1:37.510	1.167
26	12	KETTERINGHAM	45.012	26	DOLAN	51.886	26	26	DOLAN	1:36.992	1:37.578	0.586
27	26	DOLAN	45.106	134	PETTET	53.004	27	12	KETTERINGHAM	1:38.241	1:39.480	1.239
28	88	RANDALL	45.660	12	KETTERINGHAM	53.229	28	31	EVENDEN	1:38.561	1:39.152	0.591
29	134	PETTET	46.420	31	EVENDEN	53.617	29	134	PETTET	1:39.424	1:39.655	0.231

Weather / Track : Cloudy / Dry

Results can be found at www.tsl-timing.com

Snetterton 200

Circuit Length = 1.9840 miles

Start: 13:34 Flag 13:43 End: 13:45

Printed - 13:46 Sunday, 25 October 2015



Yamaha Past Masters & Kawasaki Junior Cup/Senior 300 Series

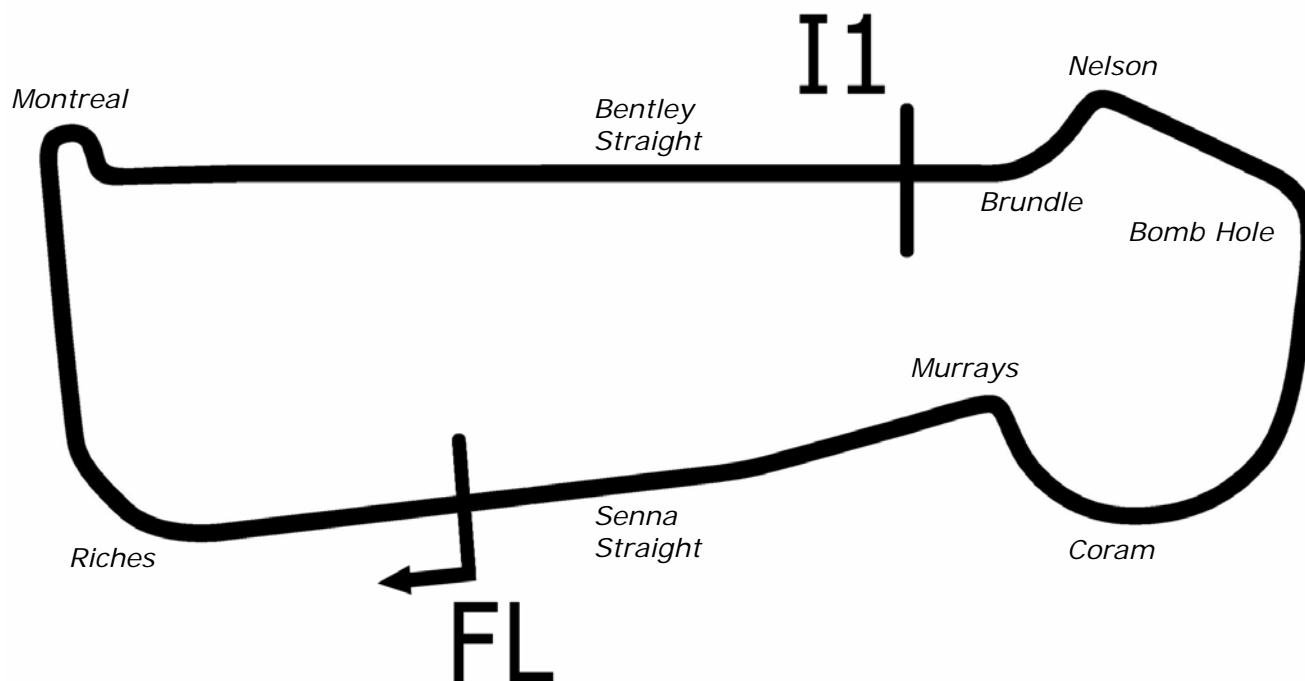
Snetterton 200

24th & 25th October 2015



Results Provided by Timing Solutions Ltd
www.tsl-timing.com

Snetterton 200



Length	1.9840 miles	3193.0 m	
FL		52.46340 N	0.94476 E
I1	1612m	52.46617 N	0.94964 E
Pit Entry	2987m	52.46364 N	0.94774 E
Pit Exit	40m after FL	52.46338 N	0.94420 E
Pit Entry–Pit Exit 246m, 14.7s @60kph, 11.0s @80kph			

All results available at www.tsl-timing.com

BMCRC - MRO Championships 2015 - Rnd 10 @ Snetterton 200
**DFDS Seaways Yamaha Past Masters
QUALIFYING - CLASSIFICATION**

POS	NO	CL	PIC NAME	ENTRY	TIME	ON	LAPS	GAP	DIFF	MPH
1	6		1 Matt BARBER	Yamaha -	1:24.362	4	10			84.66
2	50		2 Graham HIGLETT	Yamaha - Face to Face Finance	1:24.961	10	10	0.599	0.599	84.06
3	88		3 Neil MacQUEEN	Yamaha -	1:24.969	9	10	0.607	0.008	84.06
4	33	C	1 Sacha GYTE	Yamaha -	1:26.945	10	10	2.583	1.976	82.15
5	75	C	2 Steve HIGERTY	Yamaha - Wave Racing Developments	1:27.087	7	10	2.725	0.142	82.01
6	74	C	3 Paul WHITBY	Yamaha - Prestige Decor Ltd	1:27.240	7	10	2.878	0.153	81.87
7	101		4 Andrew DAVIES	Yamaha -	1:27.251	7	10	2.889	0.011	81.86
8	81	R	1 Scott GRANT	Yamaha - SEAGER engineering/Interim FM Solutions	1:27.665	4	10	3.303	0.414	81.47
9	14		5 Doug EDMONDSON	Yamaha - Wave Racing Developments	1:27.918	5	6	3.556	0.253	81.24
10	29	R	2 Giles HARWOOD	Yamaha -	1:28.535	3	10	4.173	0.617	80.67
11	36	C	4 Paul DAVIES	Yamaha - kdstudios	1:31.277	9	10	6.915	2.742	78.25
12	7	C	5 Kevin MARSHALL	Yamaha -	1:31.567	9	10	7.205	0.290	78.00
13	52	C	6 Tim HALL	Yamaha -	1:33.812	6	9	9.450	2.245	76.13
14	63	R	3 Stephen JOHNSON	Yamaha -	1:41.639	8	8	17.277	7.827	70.27
15	90	C	7 Mark ELLERAY	Yamaha - Abbot Solutions Ltd	1:45.597	4	6	21.235	3.958	67.63
16	11	R	4 Paul MIDDLETON	Yamaha -			0			
17	10	C	8 Marc PRENTICE	Yamaha -			0			

Weather / Track : Cloudy / Dry
These results are provisional until the conclusion of any judicial and technical matters.

Snetterton 200

Circuit Length = 1.9840 miles

Start: 11:08 Flag 11:23 End: 11:24

Clerk Of Course :	Timekeeper :
-------------------	--------------

 Results can be found at www.tsl-timing.com

Printed - 11:24 Saturday, 24 October 2015



ACU Kawasaki Junior Cup & Senior 300 Series

QUALIFYING - CLASSIFICATION

POS	NO	CL	PIC NAME	ENTRY	TIME	ON	LAPS	GAP	DIFF	MPH
1	46	J	1 Harry ROWLINGS	Kawasaki -	1:27.508	10	10			81.62
2	18	J	2 Alex MURLEY	Kawasaki - Redfern Stevens - Fast Response Metal Eng	1:28.128	4	9	0.620	0.620	81.04
3	23	S	1 Carl MITCHELL	Kawasaki - HB REAVIS Real Estate	1:29.633	10	10	2.125	1.505	79.68
4	19	J	3 James ALDERSON	Kawasaki - NGK, YRF, EC1 Drinks, Burnell Fencing, Bike	1:29.933	6	10	2.425	0.300	79.42
5	26	J	4 Luke HOPKINS	Kawasaki - MUM	1:31.392	7	9	3.884	1.459	78.15
6	3	J	5 Joey LAMBDEN	Kawasaki -	1:31.540	8	9	4.032	0.148	78.02
7	93	S	2 Monica ISAAC	Kawasaki - Fins Motorcycles	1:31.863	9	10	4.355	0.323	77.75
8	111	S	3 Karl FITT	Kawasaki -	1:33.431	8	8	5.923	1.568	76.44
9	9	S	4 Graham HAW	Kawasaki - Graham Haw joinery	1:33.858	7	9	6.350	0.427	76.09
10	113	J	6 Dean BRADLEY	Kawasaki -	1:34.401	7	9	6.893	0.543	75.66
11	126	S	5 Gareth HOPKINS	Kawasaki -	1:35.017	8	9	7.509	0.616	75.17
12	69	J	7 Connor HALL	Kawasaki - S & Y CERAMICS	1:35.314	9	9	7.806	0.297	74.93
13	37	S	6 Craig CLEMONS	Kawasaki - Naomi	1:36.683	5	9	9.175	1.369	73.87
14	64	S	7 Mike DEVALL	Kawasaki -	1:36.717	9	9	9.209	0.034	73.84
15	139	S	8 Pat SMITH	Kawasaki -	1:37.461	5	9	9.953	0.744	73.28
16	73	S	9 Michael SHARMAN	Kawasaki -	1:37.773	9	9	10.265	0.312	73.05
17	20	J	8 Kai DICKINSON	Kawasaki - Dad	1:38.570	9	9	11.062	0.797	72.46
18	8	S	10 Graham TOWLER	Kawasaki -	1:52.560	3	5	25.052	13.990	63.45

Weather / Track : Cloudy / Dry

These results are provisional until the conclusion of any judicial and technical matters.

Snetterton 200

Circuit Length = 1.9840 miles

Start: 11:08 Flag 11:23 End: 11:24

Clerk Of Course :	Timekeeper :
-------------------	--------------

Results can be found at www.tsl-timing.com

Printed - 11:25 Saturday, 24 October 2015



BMCRC - MRO Championships 2015 - Rnd 10 @ Snetterton 200

DFDS Seaways Yamaha Past Masters & ACU Kawasaki Junior Cup & Senior 300 Series

QUALIFYING - SECTOR ANALYSIS

SECTOR 1 = FL to I1, SECTOR 2 = I1 to FL, DIFF = Difference To Personal Best Lap

P1		6		Matt BARBER		Yamaha -	
IDEAL LAP TIME : 1:24.199		BEST LAP TIME : 1:24.362		DIFFERENCE : 0.163			
LAP	SECTOR 1	SECTOR 2	LAP TIME	MPH	DIFF	TIME OF DAY	
1 -	43.759	46.300	1:30.059	79.30	5.697	11:10:17.998	
2 -	41.043	45.010	1:26.053	83.00	1.691	11:11:44.051	
3 -	40.902	45.032	1:25.934	83.11	1.572	11:13:09.985	
4 -	40.151	44.211	1:24.362 (1)	84.66		11:14:34.347	
5 -	41.511	44.148	1:25.659	83.38	1.297	11:16:00.006	
6 -	41.506	46.024	1:27.530	81.60	3.168	11:17:27.536	
7 -	40.650	44.746	1:25.396	83.64	1.034	11:18:52.932	
8 -	40.754	44.231	1:24.985	84.04	0.623	11:20:17.917	
9 -	40.554	44.259	1:24.813 (3)	84.21	0.451	11:21:42.730	
10 -	40.051	44.487	1:24.538 (2)	84.48	0.176	11:23:07.268	

P2		50		Graham HIGLETT		Yamaha - Face to Face Finance	
IDEAL LAP TIME : 1:24.663		BEST LAP TIME : 1:24.961		DIFFERENCE : 0.298			
LAP	SECTOR 1	SECTOR 2	LAP TIME	MPH	DIFF	TIME OF DAY	
1 -	48.075	48.682	1:36.757	73.81	11.796	11:10:29.550	
2 -	42.472	46.783	1:29.255	80.02	4.294	11:11:58.805	
3 -	41.136	45.873	1:27.009	82.08	2.048	11:13:25.814	
4 -	41.153	44.752	1:25.905	83.14	0.944	11:14:51.719	
5 -	40.621	44.834	1:25.455 (2)	83.58	0.494	11:16:17.174	
6 -	41.250	44.492	1:25.742 (3)	83.30	0.781	11:17:42.916	
7 -	40.619	45.522	1:26.141	82.91	1.180	11:19:09.057	
8 -	40.324	45.652	1:25.976	83.07	1.015	11:20:35.033	
9 -	40.749	45.226	1:25.975	83.07	1.014	11:22:01.008	
10 -	40.622	44.339	1:24.961 (1)	84.06		11:23:25.969	

P3		88		Neil MacQUEEN		Yamaha -	
IDEAL LAP TIME : 1:24.525		BEST LAP TIME : 1:24.969		DIFFERENCE : 0.444			
LAP	SECTOR 1	SECTOR 2	LAP TIME	MPH	DIFF	TIME OF DAY	
1 -	42.917	45.946	1:28.863	80.37	3.894	11:10:14.954	
2 -	40.791	45.655	1:26.446	82.62	1.477	11:11:41.400	
3 -	40.678	45.880	1:26.558	82.51	1.589	11:13:07.958	
4 -	40.720	45.194	1:25.914	83.13	0.945	11:14:33.872	
5 -	42.046	44.217	1:26.263	82.79	1.294	11:16:00.135	
6 -	41.300	46.024	1:27.324	81.79	2.355	11:17:27.459	
7 -	40.804	44.657	1:25.461 (3)	83.57	0.492	11:18:52.920	
8 -	40.809	44.614	1:25.423 (2)	83.61	0.454	11:20:18.343	
9 -	40.432	44.537	1:24.969 (1)	84.06		11:21:43.312	
10 -	40.308	46.542	1:26.850	82.23	1.881	11:23:10.162	

P4		33 C		Sacha GYTE		Yamaha -	
IDEAL LAP TIME : 1:26.630		BEST LAP TIME : 1:26.945		DIFFERENCE : 0.315			
LAP	SECTOR 1	SECTOR 2	LAP TIME	MPH	DIFF	TIME OF DAY	
1 -	47.393	49.321	1:36.714	73.85	9.769	11:10:36.994	
2 -	41.971	47.067	1:29.038	80.21	2.093	11:12:06.032	
3 -	41.292	46.466	1:27.758	81.38	0.813	11:13:33.790	
4 -	42.473	45.966	1:28.439	80.76	1.494	11:15:02.229	
5 -	41.384	46.583	1:27.967	81.19	1.022	11:16:30.196	
6 -	43.212	46.683	1:29.895	79.45	2.950	11:18:00.091	
7 -	41.382	45.873	1:27.255 (3)	81.85	0.310	11:19:27.346	
8 -	41.069	46.161	1:27.230 (2)	81.88	0.285	11:20:54.576	
9 -	42.968	46.229	1:29.197	80.07	2.252	11:22:23.773	
10 -	40.757	46.188	1:26.945 (1)	82.15		11:23:50.718	

P5		75 C		Steve HIGERTY		Yamaha - Wave Racing Developments	
IDEAL LAP TIME : 1:27.056		BEST LAP TIME : 1:27.087		DIFFERENCE : 0.031			
LAP	SECTOR 1	SECTOR 2	LAP TIME	MPH	DIFF	TIME OF DAY	

Weather / Track : Cloudy / Dry

Snetterton 200
Circuit Length = 1.9840 miles
Start: 11:08 Flag 11:23 End: 11:24

BMCRC - MRO Championships 2015 - Rnd 10 @ Snetterton 200

DFDS Seaways Yamaha Past Masters & ACU Kawasaki Junior Cup & Senior 300 Series

QUALIFYING - SECTOR ANALYSIS

SECTOR 1 = FL to I1, SECTOR 2 = I1 to FL, DIFF = Difference To Personal Best Lap

1 -	44.987	48.100	1:33.087	76.72	6.000	11:10:23.112
2 -	42.561	48.132	1:30.693	78.75	3.606	11:11:53.805
3 -	43.200	49.239	1:32.439	77.26	5.352	11:13:26.244
4 -	42.954	47.228	1:30.182	79.20	3.095	11:14:56.426
5 -	41.814	46.440	1:28.254	80.93	1.167	11:16:24.680
6 -	41.263	46.768	1:28.031 (3)	81.13	0.944	11:17:52.711
7 -	41.294	45.793	1:27.087 (1)	82.01		11:19:19.798
8 -	41.520	49.926	1:31.446	78.10	4.359	11:20:51.244
9 -	41.967	47.305	1:29.272	80.00	2.185	11:22:20.516
10 -	41.454	46.327	1:27.781 (2)	81.36	0.694	11:23:48.297

P6 74 C Paul WHITBY			Yamaha - Prestige Decor Ltd			
IDEAL LAP TIME : 1:26.893		BEST LAP TIME : 1:27.240	DIFFERENCE : 0.347			
LAP	SECTOR 1	SECTOR 2	LAP TIME	MPH	DIFF	TIME OF DAY
1 -	46.531	48.966	1:35.497	74.79	8.257	11:10:27.285
2 -	42.383	48.724	1:31.107	78.39	3.867	11:11:58.392
3 -	41.962	46.484	1:28.446	80.75	1.206	11:13:26.838
4 -	42.518	46.412	1:28.930	80.31	1.690	11:14:55.768
5 -	42.112	46.228	1:28.340	80.85	1.100	11:16:24.108
6 -	41.652	46.337	1:27.989 (3)	81.17	0.749	11:17:52.097
7 -	41.104	46.136	1:27.240 (1)	81.87		11:19:19.337
8 -	41.507	50.462	1:31.969	77.66	4.729	11:20:51.306
9 -	42.095	46.949	1:29.044	80.21	1.804	11:22:20.350
10 -	40.757	46.852	1:27.609 (2)	81.52	0.369	11:23:47.959

P7 101 Andrew DAVIES			Yamaha -			
IDEAL LAP TIME : 1:26.934		BEST LAP TIME : 1:27.251	DIFFERENCE : 0.317			
LAP	SECTOR 1	SECTOR 2	LAP TIME	MPH	DIFF	TIME OF DAY
1 -	46.591	49.399	1:35.990	74.40	8.739	11:10:27.220
2 -	42.573	48.884	1:31.457	78.09	4.206	11:11:58.677
3 -	42.037	46.257	1:28.294	80.89	1.043	11:13:26.971
4 -	42.136	46.530	1:28.666	80.55	1.415	11:14:55.637
5 -	42.276	45.782	1:28.058 (3)	81.11	0.807	11:16:23.695
6 -	41.905	45.788	1:27.693 (2)	81.44	0.442	11:17:51.388
7 -	41.600	45.651	1:27.251 (1)	81.86		11:19:18.639
8 -	41.283	47.732	1:29.015	80.23	1.764	11:20:47.654
9 -	42.251	46.595	1:28.846	80.39	1.595	11:22:16.500
10 -	42.357	46.225	1:28.582	80.63	1.331	11:23:45.082

P8 46 J Harry ROWLINGS			Kawasaki -			
IDEAL LAP TIME : 1:27.303		BEST LAP TIME : 1:27.508	DIFFERENCE : 0.205			
LAP	SECTOR 1	SECTOR 2	LAP TIME	MPH	DIFF	TIME OF DAY
1 -	45.092	48.250	1:33.342	76.52	5.834	11:10:21.760
2 -	42.926	47.101	1:30.027	79.33	2.519	11:11:51.787
3 -	42.559	47.182	1:29.741	79.59	2.233	11:13:21.528
4 -	42.390	45.805	1:28.195 (3)	80.98	0.687	11:14:49.723
5 -	42.221	45.291	1:27.512 (2)	81.61	0.004	11:16:17.235
6 -	42.980	45.888	1:28.868	80.37	1.360	11:17:46.103
7 -	42.141	46.610	1:28.751	80.47	1.243	11:19:14.854
8 -	43.869	45.565	1:29.434	79.86	1.926	11:20:44.288
9 -	42.338	46.130	1:28.468	80.73	0.960	11:22:12.756
10 -	42.346	45.162	1:27.508 (1)	81.62		11:23:40.264

P9 81 R Scott GRANT			Yamaha - SEAGER engineering/Interim FM Solutions			
IDEAL LAP TIME : 1:27.579		BEST LAP TIME : 1:27.665	DIFFERENCE : 0.086			
LAP	SECTOR 1	SECTOR 2	LAP TIME	MPH	DIFF	TIME OF DAY
1 -	45.323	48.124	1:33.447	76.43	5.782	11:10:22.404
2 -	42.304	46.126	1:28.430	80.77	0.765	11:11:50.834
3 -	42.182	46.278	1:28.460	80.74	0.795	11:13:19.294
4 -	41.828	45.837	1:27.665 (1)	81.47		11:14:46.959

Weather / Track : Cloudy / Dry

Snetterton 200
Circuit Length = 1.9840 miles
Start: 11:08 Flag 11:23 End: 11:24

BMCRC - MRO Championships 2015 - Rnd 10 @ Snetterton 200

DFDS Seaways Yamaha Past Masters & ACU Kawasaki Junior Cup & Senior 300 Series

QUALIFYING - SECTOR ANALYSIS

SECTOR 1 = FL to I1, SECTOR 2 = I1 to FL, DIFF = Difference To Personal Best Lap

5 -	41.851	46.765	1:28.616	80.60	0.951	11:16:15.575
6 -	43.102	45.751	1:28.853	80.38	1.188	11:17:44.428
7 -	42.272	47.389	1:29.661	79.66	1.996	11:19:14.089
8 -	42.493	45.834	1:28.327	80.86	0.662	11:20:42.416
9 -	41.863	46.162	1:28.025 (3)	81.14	0.360	11:22:10.441
10 -	42.049	45.789	1:27.838 (2)	81.31	0.173	11:23:38.279

P10	14	Doug EDMONDSON	Yamaha - Wave Racing Developments			
IDEAL LAP TIME : 1:27.070		BEST LAP TIME : 1:27.918	DIFFERENCE : 0.848			

LAP	SECTOR 1	SECTOR 2	LAP TIME	MPH	DIFF	TIME OF DAY
1 -	43.193	47.396	1:30.589	78.84	2.671	11:10:18.283
2 -	41.792	46.590	1:28.382 (2)	80.81	0.464	11:11:46.665
3 -	41.998	46.518	1:28.516 (3)	80.69	0.598	11:13:15.181
4 -	42.095	47.508	1:29.603	79.71	1.685	11:14:44.784
5 -	41.825	46.093	1:27.918 (1)	81.24		11:16:12.702
6 -	46.850	45.796	1:32.646	77.09	4.728	11:17:45.348

P11	18 J	Alex MURLEY	Kawasaki - Redfern Stevens - Fast Response Metal Engineerir			
IDEAL LAP TIME : 1:27.821		BEST LAP TIME : 1:28.128	DIFFERENCE : 0.307			

LAP	SECTOR 1	SECTOR 2	LAP TIME	MPH	DIFF	TIME OF DAY
1 -	45.800	47.979	1:33.779	76.16	5.651	11:10:23.225
2 -	43.934	46.585	1:30.519	78.90	2.391	11:11:53.744
3 -	43.285	46.088	1:29.373	79.91	1.245	11:13:23.117
4 -	42.304	45.824	1:28.128 (1)	81.04		11:14:51.245
5 -	42.642	45.517	1:28.159 (2)	81.01	0.031	11:16:19.404
6 -	43.073	45.767	1:28.840 (3)	80.39	0.712	11:17:48.244
7 -	51.037	50.707	1:41.744	70.20	13.616	11:19:29.988
8 -	43.509	46.774	1:30.283	79.11	2.155	11:21:00.271
9 -	42.826	52.753	1:35.579	74.72	7.451	11:22:35.850

P12	29 R	Giles HARWOOD	Yamaha -			
IDEAL LAP TIME : 1:28.037		BEST LAP TIME : 1:28.535	DIFFERENCE : 0.498			

LAP	SECTOR 1	SECTOR 2	LAP TIME	MPH	DIFF	TIME OF DAY
1 -	48.189	49.756	1:37.945	72.92	9.410	11:10:29.828
2 -	42.580	47.285	1:29.865 (3)	79.48	1.330	11:11:59.693
3 -	42.063	46.472	1:28.535 (1)	80.67		11:13:28.228
4 -	43.497	47.651	1:31.148	78.36	2.613	11:14:59.376
5 -	43.634	47.946	1:31.580	77.99	3.045	11:16:30.956
6 -	43.150	47.159	1:30.309	79.08	1.774	11:18:01.265
7 -	42.864	47.749	1:30.613	78.82	2.078	11:19:31.878
8 -	42.831	47.010	1:29.841 (2)	79.50	1.306	11:21:01.719
9 -	41.565	50.986	1:32.551	77.17	4.016	11:22:34.270
10 -	42.451	48.357	1:30.808	78.65	2.273	11:24:05.078

P13	23 S	Carl MITCHELL	Kawasaki - HB REAVIS Real Estate			
IDEAL LAP TIME : 1:29.572		BEST LAP TIME : 1:29.633	DIFFERENCE : 0.061			

LAP	SECTOR 1	SECTOR 2	LAP TIME	MPH	DIFF	TIME OF DAY
1 -	47.860	48.760	1:36.620	73.92	6.987	11:10:38.213
2 -	43.836	47.853	1:31.689	77.89	2.056	11:12:09.902
3 -	43.506	46.949	1:30.455	78.96	0.822	11:13:40.357
4 -	43.312	48.445	1:31.757	77.84	2.124	11:15:12.114
5 -	43.108	48.880	1:31.988	77.64	2.355	11:16:44.102
6 -	44.343	49.465	1:33.808	76.13	4.175	11:18:17.910
7 -	43.657	46.771	1:30.428	78.98	0.795	11:19:48.338
8 -	43.077	46.788	1:29.865 (2)	79.48	0.232	11:21:18.203
9 -	42.958	47.063	1:30.021 (3)	79.34	0.388	11:22:48.224
10 -	43.019	46.614	1:29.633 (1)	79.68		11:24:17.857

Weather / Track : Cloudy / Dry

BMCRC - MRO Championships 2015 - Rnd 10 @ Snetterton 200

DFDS Seaways Yamaha Past Masters & ACU Kawasaki Junior Cup & Senior 300 Series

QUALIFYING - SECTOR ANALYSIS

SECTOR 1 = FL to I1, SECTOR 2 = I1 to FL, DIFF = Difference To Personal Best Lap

P14 19 J James ALDERSON		Kawasaki - NGK, YRF, EC1 Drinks, Burnell Fencing, Bikewise,				
IDEAL LAP TIME : 1:29.648		BEST LAP TIME : 1:29.933		DIFFERENCE : 0.285		
LAP	SECTOR 1	SECTOR 2	LAP TIME	MPH	DIFF	TIME OF DAY
1 -	46.798	47.508	1:34.306	75.73	4.373	11:10:23.631
2 -	44.753	46.673	1:31.426	78.12	1.493	11:11:55.057
3 -	43.164	47.765	1:30.929	78.55	0.996	11:13:25.986
4 -	44.316	46.484	1:30.800 (3)	78.66	0.867	11:14:56.786
5 -	44.973	47.798	1:32.771	76.99	2.838	11:16:29.557
6 -	43.360	46.573	1:29.933 (1)	79.42		11:17:59.490
7 -	43.608	46.524	1:30.132 (2)	79.24	0.199	11:19:29.622
8 -	43.804	47.020	1:30.824	78.64	0.891	11:21:00.446
9 -	43.364	48.702	1:32.066	77.58	2.133	11:22:32.512
10 -	43.809	48.080	1:31.889	77.73	1.956	11:24:04.401

P15 36 C Paul DAVIES		Yamaha - kdstudios				
IDEAL LAP TIME : 1:31.038		BEST LAP TIME : 1:31.277		DIFFERENCE : 0.239		
LAP	SECTOR 1	SECTOR 2	LAP TIME	MPH	DIFF	TIME OF DAY
1 -	48.116	50.939	1:39.055	72.10	7.778	11:10:31.434
2 -	44.040	49.908	1:33.948	76.02	2.671	11:12:05.382
3 -	43.416	49.131	1:32.547 (2)	77.17	1.270	11:13:37.929
4 -	43.723	49.567	1:33.290	76.56	2.013	11:15:11.219
5 -	43.248	49.308	1:32.556 (3)	77.16	1.279	11:16:43.775
6 -	43.576	49.844	1:33.420	76.45	2.143	11:18:17.195
7 -	43.999	48.776	1:32.775	76.98	1.498	11:19:49.970
8 -	45.161	48.197	1:33.358	76.50	2.081	11:21:23.328
9 -	42.841	48.436	1:31.277 (1)	78.25		11:22:54.605
10 -	43.179	50.235	1:33.414	76.46	2.137	11:24:28.019

P16 26 J Luke HOPKINS		Kawasaki - MUM				
IDEAL LAP TIME : 1:31.293		BEST LAP TIME : 1:31.392		DIFFERENCE : 0.099		
LAP	SECTOR 1	SECTOR 2	LAP TIME	MPH	DIFF	TIME OF DAY
1 -	51.107	53.219	1:44.326	68.46	12.934	11:10:49.102
2 -	44.304	48.962	1:33.266	76.58	1.874	11:12:22.368
3 -	44.797	49.819	1:34.616	75.48	3.224	11:13:56.984
4 -	44.435	47.930	1:32.365 (3)	77.32	0.973	11:15:29.349
5 -	43.846	49.878	1:33.724	76.20	2.332	11:17:03.073
6 -	43.864	48.003	1:31.867 (2)	77.74	0.475	11:18:34.940
7 -	43.363	48.029	1:31.392 (1)	78.15		11:20:06.332
8 -	44.223	48.487	1:32.710	77.04	1.318	11:21:39.042
9 -	43.607	48.811	1:32.418	77.28	1.026	11:23:11.460

P17 3 J Joey LAMBDEN		Kawasaki -				
IDEAL LAP TIME : 1:31.349		BEST LAP TIME : 1:31.540		DIFFERENCE : 0.191		
LAP	SECTOR 1	SECTOR 2	LAP TIME	MPH	DIFF	TIME OF DAY
1 -	51.711	56.279	1:47.990	66.14	16.450	11:10:55.065
2 -	49.199	52.769	1:41.968	70.04	10.428	11:12:37.033
3 -	46.385	52.243	1:38.628	72.41	7.088	11:14:15.661
4 -	45.664	50.183	1:35.847	74.52	4.307	11:15:51.508
5 -	44.795	48.754	1:33.549	76.35	2.009	11:17:25.057
6 -	43.980	48.804	1:32.784 (3)	76.98	1.244	11:18:57.841
7 -	43.907	48.340	1:32.247 (2)	77.42	0.707	11:20:30.088
8 -	43.954	47.586	1:31.540 (1)	78.02		11:22:01.628
9 -	43.763	49.972	1:33.735	76.19	2.195	11:23:35.363

P18 7 C Kevin MARSHALL		Yamaha -				
IDEAL LAP TIME : 1:31.567		BEST LAP TIME : 1:31.567		DIFFERENCE : 0.000		
LAP	SECTOR 1	SECTOR 2	LAP TIME	MPH	DIFF	TIME OF DAY
1 -	45.999	50.205	1:36.204	74.24	4.637	11:10:22.136
2 -	45.700	50.952	1:36.652	73.89	5.085	11:11:58.788

Weather / Track : Cloudy / Dry

Snetterton 200
Circuit Length = 1.9840 miles
Start: 11:08 Flag 11:23 End: 11:24

BMCRC - MRO Championships 2015 - Rnd 10 @ Snetterton 200

DFDS Seaways Yamaha Past Masters & ACU Kawasaki Junior Cup & Senior 300 Series

QUALIFYING - SECTOR ANALYSIS

SECTOR 1 = FL to I1, SECTOR 2 = I1 to FL, DIFF = Difference To Personal Best Lap

3 -	43.918	49.798	1:33.716	76.21	2.149	11:13:32.504
4 -	44.140	51.166	1:35.306	74.94	3.739	11:15:07.810
5 -	44.003	50.903	1:34.906	75.25	3.339	11:16:42.716
6 -	44.004	50.183	1:34.187	75.83	2.620	11:18:16.903
7 -	43.474	49.024	1:32.498 (3)	77.21	0.931	11:19:49.401
8 -	44.163	48.767	1:32.930	76.85	1.363	11:21:22.331
9 -	43.404	48.163	1:31.567 (1)	78.00		11:22:53.898
10 -	43.835	48.575	1:32.410 (2)	77.29	0.843	11:24:26.308

P19 93 S Monica ISAAC			Kawasaki - Fins Motorcycles			
IDEAL LAP TIME : 1:31.863		BEST LAP TIME : 1:31.863		DIFFERENCE : 0.000		
LAP	SECTOR 1	SECTOR 2	LAP TIME	MPH	DIFF	TIME OF DAY
1 -	49.336	50.612	1:39.948	71.46	8.085	11:10:29.912
2 -	45.446	49.960	1:35.406	74.86	3.543	11:12:05.318
3 -	44.934	49.258	1:34.192	75.82	2.329	11:13:39.510
4 -	44.380	48.822	1:33.202	76.63	1.339	11:15:12.712
5 -	43.862	48.427	1:32.289 (2)	77.39	0.426	11:16:45.001
6 -	44.004	49.260	1:33.264	76.58	1.401	11:18:18.265
7 -	44.429	48.503	1:32.932	76.85	1.069	11:19:51.197
8 -	45.447	48.230	1:33.677	76.24	1.814	11:21:24.874
9 -	43.854	48.009	1:31.863 (1)	77.75		11:22:56.737
10 -	43.923	48.428	1:32.351 (3)	77.34	0.488	11:24:29.088

P20 111 S Karl FITT			Kawasaki -			
IDEAL LAP TIME : 1:33.431		BEST LAP TIME : 1:33.431		DIFFERENCE : 0.000		
LAP	SECTOR 1	SECTOR 2	LAP TIME	MPH	DIFF	TIME OF DAY
1 -	OUTLAP	54.311	1:51.428	64.10	17.997	11:12:40.670
2 -	46.565	50.190	1:36.755	73.82	3.324	11:14:17.425
3 -	45.707	49.665	1:35.372	74.89	1.941	11:15:52.797
4 -	45.743	49.433	1:35.176	75.04	1.745	11:17:27.973
5 -	44.684	50.247	1:34.931 (3)	75.23	1.500	11:19:02.904
6 -	44.893	50.019	1:34.912 (2)	75.25	1.481	11:20:37.816
7 -	45.675	49.454	1:35.129	75.08	1.698	11:22:12.945
8 -	44.561	48.870	1:33.431 (1)	76.44		11:23:46.376

P21 52 C Tim HALL			Yamaha -			
IDEAL LAP TIME : 1:33.359		BEST LAP TIME : 1:33.812		DIFFERENCE : 0.453		
LAP	SECTOR 1	SECTOR 2	LAP TIME	MPH	DIFF	TIME OF DAY
1 -	49.413	53.799	1:43.212	69.20	9.400	11:10:45.233
2 -	45.267	50.651	1:35.918	74.46	2.106	11:12:21.151
3 -	45.441	49.851	1:35.292	74.95	1.480	11:13:56.443
4 -	45.294	48.762	1:34.056 (3)	75.93	0.244	11:15:30.499
5 -	45.440	50.676	1:36.116	74.31	2.304	11:17:06.615
6 -	44.597	49.215	1:33.812 (1)	76.13		11:18:40.427
7 -	44.651	49.601	1:34.252	75.78	0.440	11:20:14.679
8 -	44.764	49.410	1:34.174	75.84	0.362	11:21:48.853
9 -	44.796	49.200	1:33.996 (2)	75.98	0.184	11:23:22.849

P22 9 S Graham HAW			Kawasaki - Graham Haw joinery			
IDEAL LAP TIME : 1:33.173		BEST LAP TIME : 1:33.858		DIFFERENCE : 0.685		
LAP	SECTOR 1	SECTOR 2	LAP TIME	MPH	DIFF	TIME OF DAY
1 -	54.862	52.987	1:47.849	66.22	13.991	11:10:54.154
2 -	46.100	50.989	1:37.089	73.56	3.231	11:12:31.243
3 -	45.712	50.028	1:35.740	74.60	1.882	11:14:06.983
4 -	45.513	49.472	1:34.985	75.19	1.127	11:15:41.968
5 -	44.953	49.286	1:34.239 (3)	75.79	0.381	11:17:16.207
6 -	47.010	50.090	1:37.100	73.55	3.242	11:18:53.307
7 -	43.887	49.971	1:33.858 (1)	76.09		11:20:27.165
8 -	44.658	49.290	1:33.948 (2)	76.02	0.090	11:22:01.113
9 -	43.922	50.429	1:34.351	75.70	0.493	11:23:35.464

Weather / Track : Cloudy / Dry

Snetterton 200

Circuit Length = 1.9840 miles

Start: 11:08 Flag 11:23 End: 11:24

BMCRC - MRO Championships 2015 - Rnd 10 @ Snetterton 200

DFDS Seaways Yamaha Past Masters & ACU Kawasaki Junior Cup & Senior 300 Series

QUALIFYING - SECTOR ANALYSIS

SECTOR 1 = FL to I1, SECTOR 2 = I1 to FL, DIFF = Difference To Personal Best Lap

P23 113 J		Dean BRADLEY		Kawasaki -			
IDEAL LAP TIME : 1:34.401		BEST LAP TIME : 1:34.401		DIFFERENCE : 0.000			
LAP	SECTOR 1	SECTOR 2	LAP TIME	MPH	DIFF	TIME OF DAY	
1 -	50.208	52.079	1:42.287	69.82	7.886	11:10:33.371	
2 -	46.490	50.157	1:36.647	73.90	2.246	11:12:10.018	
3 -	46.043	50.040	1:36.083	74.33	1.682	11:13:46.101	
4 -	46.181	49.791	1:35.972	74.42	1.571	11:15:22.073	
5 -	46.140	49.672	1:35.812	74.54	1.411	11:16:57.885	
6 -	46.439	49.712	1:36.151	74.28	1.750	11:18:34.036	
7 -	45.478	48.923	1:34.401 (1)	75.66		11:20:08.437	
8 -	45.837	49.419	1:35.256 (2)	74.98	0.855	11:21:43.693	
9 -	46.378	49.223	1:35.601 (3)	74.71	1.200	11:23:19.294	

P24 126 S		Gareth HOPKINS		Kawasaki -			
IDEAL LAP TIME : 1:34.740		BEST LAP TIME : 1:35.017		DIFFERENCE : 0.277			
LAP	SECTOR 1	SECTOR 2	LAP TIME	MPH	DIFF	TIME OF DAY	
1 -	54.830	54.082	1:48.912	65.58	13.895	11:11:01.336	
2 -	47.933	52.617	1:40.550	71.03	5.533	11:12:41.886	
3 -	46.854	49.406	1:36.260	74.20	1.243	11:14:18.146	
4 -	45.826	49.279	1:35.105 (2)	75.10	0.088	11:15:53.251	
5 -	45.753	49.633	1:35.386	74.88	0.369	11:17:28.637	
6 -	45.480	49.810	1:35.290 (3)	74.95	0.273	11:19:03.927	
7 -	45.723	49.862	1:35.585	74.72	0.568	11:20:39.512	
8 -	45.757	49.260	1:35.017 (1)	75.17		11:22:14.529	
9 -	46.273	49.418	1:35.691	74.64	0.674	11:23:50.220	

P25 69 J		Connor HALL		Kawasaki - S & Y CERAMICS			
IDEAL LAP TIME : 1:34.724		BEST LAP TIME : 1:35.314		DIFFERENCE : 0.590			
LAP	SECTOR 1	SECTOR 2	LAP TIME	MPH	DIFF	TIME OF DAY	
1 -	54.116	56.990	1:51.106	64.28	15.792	11:10:58.033	
2 -	48.460	54.749	1:43.209	69.20	7.895	11:12:41.242	
3 -	47.523	51.830	1:39.353	71.89	4.039	11:14:20.595	
4 -	47.571	51.737	1:39.308	71.92	3.994	11:15:59.903	
5 -	45.829	50.640	1:36.469	74.03	1.155	11:17:36.372	
6 -	45.418	50.532	1:35.950 (2)	74.44	0.636	11:19:12.322	
7 -	46.393	49.692	1:36.085 (3)	74.33	0.771	11:20:48.407	
8 -	46.086	50.077	1:36.163	74.27	0.849	11:22:24.570	
9 -	45.032	50.282	1:35.314 (1)	74.93		11:23:59.884	

P26 37 S		Craig CLEMONS		Kawasaki - Naomi			
IDEAL LAP TIME : 1:36.233		BEST LAP TIME : 1:36.683		DIFFERENCE : 0.450			
LAP	SECTOR 1	SECTOR 2	LAP TIME	MPH	DIFF	TIME OF DAY	
1 -	54.765	54.087	1:48.852	65.61	12.169	11:11:01.604	
2 -	48.063	53.984	1:42.047	69.99	5.364	11:12:43.651	
3 -	47.518	51.447	1:38.965	72.17	2.282	11:14:22.616	
4 -	46.569	51.228	1:37.797	73.03	1.114	11:16:00.413	
5 -	46.460	50.223	1:36.683 (1)	73.87		11:17:37.096	
6 -	46.742	50.326	1:37.068 (3)	73.58	0.385	11:19:14.164	
7 -	46.010	52.565	1:38.575	72.45	1.892	11:20:52.739	
8 -	46.057	50.723	1:36.780 (2)	73.80	0.097	11:22:29.519	
9 -	46.274	51.477	1:37.751	73.06	1.068	11:24:07.270	

P27 64 S		Mike DEVALL		Kawasaki -			
IDEAL LAP TIME : 1:36.549		BEST LAP TIME : 1:36.717		DIFFERENCE : 0.168			
LAP	SECTOR 1	SECTOR 2	LAP TIME	MPH	DIFF	TIME OF DAY	
1 -	52.710	54.660	1:47.370	66.52	10.653	11:10:49.637	
2 -	48.219	51.453	1:39.672	71.66	2.955	11:12:29.309	
3 -	47.525	51.255	1:38.780	72.30	2.063	11:14:08.089	
4 -	46.898	50.520	1:37.418	73.31	0.701	11:15:45.507	

Snetterton 200

Circuit Length = 1.9840 miles

Start: 11:08 Flag 11:23 End: 11:24

Weather / Track : Cloudy / Dry

BMCRC - MRO Championships 2015 - Rnd 10 @ Snetterton 200

DFDS Seaways Yamaha Past Masters & ACU Kawasaki Junior Cup & Senior 300 Series

QUALIFYING - SECTOR ANALYSIS

SECTOR 1 = FL to I1, SECTOR 2 = I1 to FL, DIFF = Difference To Personal Best Lap

5 -	46.995	50.316	1:37.311 (3)	73.39	0.594	11:17:22.818
6 -	46.884	51.021	1:37.905	72.95	1.188	11:19:00.723
7 -	46.933	51.243	1:38.176	72.75	1.459	11:20:38.899
8 -	46.386	50.456	1:36.842 (2)	73.75	0.125	11:22:15.741
9 -	46.233	50.484	1:36.717 (1)	73.84		11:23:52.458

P28 139 S Pat SMITH			Kawasaki -			
IDEAL LAP TIME : 1:37.054		BEST LAP TIME : 1:37.461		DIFFERENCE : 0.407		
LAP	SECTOR 1	SECTOR 2	LAP TIME	MPH	DIFF	TIME OF DAY
1 -	49.742	54.653	1:44.395	68.41	6.934	11:10:46.735
2 -	47.625	52.711	1:40.336	71.18	2.875	11:12:27.071
3 -	47.549	52.898	1:40.447	71.10	2.986	11:14:07.518
4 -	47.224	50.859	1:38.083 (3)	72.82	0.622	11:15:45.601
5 -	46.744	50.717	1:37.461 (1)	73.28		11:17:23.062
6 -	46.841	51.453	1:38.294	72.66	0.833	11:19:01.356
7 -	46.586	55.955	1:42.541	69.65	5.080	11:20:43.897
8 -	46.793	51.474	1:38.267	72.68	0.806	11:22:22.164
9 -	46.337	51.445	1:37.782 (2)	73.04	0.321	11:23:59.946

P29 73 S Michael SHARMAN			Kawasaki -			
IDEAL LAP TIME : 1:37.322		BEST LAP TIME : 1:37.773		DIFFERENCE : 0.451		
LAP	SECTOR 1	SECTOR 2	LAP TIME	MPH	DIFF	TIME OF DAY
1 -	52.252	55.454	1:47.706	66.31	9.933	11:10:51.241
2 -	48.028	54.353	1:42.381	69.76	4.608	11:12:33.622
3 -	48.503	53.819	1:42.322	69.80	4.549	11:14:15.944
4 -	47.660	52.871	1:40.531	71.04	2.758	11:15:56.475
5 -	47.490	52.494	1:39.984	71.43	2.211	11:17:36.459
6 -	47.201	52.888	1:40.089	71.36	2.316	11:19:16.548
7 -	47.191	52.432	1:39.623 (3)	71.69	1.850	11:20:56.171
8 -	46.166	52.397	1:38.563 (2)	72.46	0.790	11:22:34.734
9 -	46.617	51.156	1:37.773 (1)	73.05		11:24:12.507

P30 20 J Kai DICKINSON			Kawasaki - Dad			
IDEAL LAP TIME : 1:38.570		BEST LAP TIME : 1:38.570		DIFFERENCE : 0.000		
LAP	SECTOR 1	SECTOR 2	LAP TIME	MPH	DIFF	TIME OF DAY
1 -	50.446	55.230	1:45.676	67.58	7.106	11:10:48.605
2 -	48.599	53.261	1:41.860	70.12	3.290	11:12:30.465
3 -	47.291	52.410	1:39.701 (3)	71.63	1.131	11:14:10.166
4 -	47.827	53.583	1:41.410	70.43	2.840	11:15:51.576
5 -	47.100	53.109	1:40.209	71.27	1.639	11:17:31.785
6 -	47.459	53.052	1:40.511	71.06	1.941	11:19:12.296
7 -	46.652	52.472	1:39.124 (2)	72.05	0.554	11:20:51.420
8 -	47.198	52.741	1:39.939	71.46	1.369	11:22:31.359
9 -	46.390	52.180	1:38.570 (1)	72.46		11:24:09.929

P31 63 R Stephen JOHNSON			Yamaha -			
IDEAL LAP TIME : 1:41.639		BEST LAP TIME : 1:41.639		DIFFERENCE : 0.000		
LAP	SECTOR 1	SECTOR 2	LAP TIME	MPH	DIFF	TIME OF DAY
1 -	54.625	57.316	1:51.941	63.80	10.302	11:10:54.804
2 -	52.443	56.803	1:49.246	65.38	7.607	11:12:44.050
3 -	51.485	55.872	1:47.357	66.53	5.718	11:14:31.407
4 -	50.477	54.802	1:45.279	67.84	3.640	11:16:16.686
5 -	49.727	55.382	1:45.109 (3)	67.95	3.470	11:18:01.795
6 -	50.192	56.419	1:46.611	66.99	4.972	11:19:48.406
7 -	49.851	54.199	1:44.050 (2)	68.64	2.411	11:21:32.456
8 -	48.323	53.316	1:41.639 (1)	70.27		11:23:14.095

Weather / Track : Cloudy / Dry

BMCRC - MRO Championships 2015 - Rnd 10 @ Snetterton 200

DFDS Seaways Yamaha Past Masters & ACU Kawasaki Junior Cup & Senior 300 Series

QUALIFYING - SECTOR ANALYSIS

SECTOR 1 = FL to I1, SECTOR 2 = I1 to FL, DIFF = Difference To Personal Best Lap

P32 90 C		Mark ELLERAY		Yamaha - Abbot Solutions Ltd			
IDEAL LAP TIME : 1:45.122		BEST LAP TIME : 1:45.597		DIFFERENCE : 0.475			
LAP	SECTOR 1	SECTOR 2	LAP TIME	MPH	DIFF	TIME OF DAY	
1 -	58.572	58.380	1:56.952	61.07	11.355	11:10:51.520	
2 -	52.941	57.027	1:49.968	64.95	4.371	11:12:41.488	
3 -	50.784	56.549	1:47.333 (3)	66.54	1.736	11:14:28.821	
4 -	50.857	54.740	1:45.597 (1)	67.63		11:16:14.418	
5 -	50.382	55.983	1:46.365 (2)	67.15	0.768	11:18:00.783	
6 -	52.351	55.147	1:47.498	66.44	1.901	11:19:48.281	

P33 8 S		Graham TOWLER		Kawasaki -			
IDEAL LAP TIME : 1:52.560		BEST LAP TIME : 1:52.560		DIFFERENCE : 0.000			
LAP	SECTOR 1	SECTOR 2	LAP TIME	MPH	DIFF	TIME OF DAY	
1 -	1:05.522	1:05.208	2:10.730	54.63	18.170	11:11:27.410	
2 -	55.470	59.434	1:54.904 (3)	62.16	2.344	11:13:22.314	
3 -	53.421	59.139	1:52.560 (1)	63.45		11:15:14.874	
4 -	53.638	1:01.690	1:55.328	61.93	2.768	11:17:10.202	
5 -	54.212	59.572	1:53.784 (2)	62.77	1.224	11:19:03.986	

BMCRC - MRO Championships 2015 - Rnd 10 @ Snetterton 200

DFDS Seaways Yamaha Past Masters & ACU Kawasaki Junior Cup & Senior 300 Series

QUALIFYING - BEST SECTORS

SECTOR 1			SECTOR 2			IDEAL / BEST COMPARISON						
POS	NO	NAME	TIME	NO	NAME	TIME	POS	NO	NAME	IDEAL	BEST	DIFF
									PERFECT LAP	1:24.199		
1	6	BARBER	40.051	6	BARBER	44.148	1	6	BARBER	1:24.199	1:24.362	0.163
2	88	MacQUEEN	40.308	88	MacQUEEN	44.217	2	88	MacQUEEN	1:24.525	1:24.969	0.444
3	50	HIGLETT	40.324	50	HIGLETT	44.339	3	50	HIGLETT	1:24.663	1:24.961	0.298
4	33	GYTE	40.757	46	ROWLINGS	45.162	4	33	GYTE	1:26.630	1:26.945	0.315
5	74	WHITBY	40.757	18	MURLEY	45.517	5	74	WHITBY	1:26.893	1:27.240	0.347
6	75	HIGERTY	41.263	101	DAVIES	45.651	6	101	DAVIES	1:26.934	1:27.251	0.317
7	14	EDMONDSON	41.274	81	GRANT	45.751	7	75	HIGERTY	1:27.056	1:27.087	0.031
8	101	DAVIES	41.283	75	HIGERTY	45.793	8	14	EDMONDSON	1:27.070	1:27.918	0.848
9	29	HARWOOD	41.565	14	EDMONDSON	45.796	9	46	ROWLINGS	1:27.303	1:27.508	0.205
10	81	GRANT	41.828	33	GYTE	45.873	10	81	GRANT	1:27.579	1:27.665	0.086
11	46	ROWLINGS	42.141	74	WHITBY	46.136	11	18	MURLEY	1:27.821	1:28.128	0.307
12	18	MURLEY	42.304	29	HARWOOD	46.472	12	29	HARWOOD	1:28.037	1:28.535	0.498
13	36	DAVIES	42.841	19	ALDERSON	46.484	13	23	MITCHELL	1:29.572	1:29.633	0.061
14	23	MITCHELL	42.958	23	MITCHELL	46.614	14	19	ALDERSON	1:29.648	1:29.933	0.285
15	19	ALDERSON	43.164	3	LAMB DEN	47.586	15	36	DAVIES	1:31.038	1:31.277	0.239
16	26	HOPKINS	43.363	26	HOPKINS	47.930	16	26	HOPKINS	1:31.293	1:31.392	0.099
17	7	MARSHALL	43.404	93	ISAAC	48.009	17	3	LAMB DEN	1:31.349	1:31.540	0.191
18	3	LAMB DEN	43.763	7	MARSHALL	48.163	18	7	MARSHALL	1:31.567	1:31.567	0.000
19	93	ISAAC	43.854	36	DAVIES	48.197	19	93	ISAAC	1:31.863	1:31.863	0.000
20	9	HAW	43.887	52	HALL	48.762	20	9	HAW	1:33.173	1:33.858	0.685
21	111	FITT	44.561	111	FITT	48.870	21	52	HALL	1:33.359	1:33.812	0.453
22	52	HALL	44.597	113	BRADLEY	48.923	22	111	FITT	1:33.431	1:33.431	0.000
23	69	HALL	45.032	126	HOPKINS	49.260	23	113	BRADLEY	1:34.401	1:34.401	0.000
24	113	BRADLEY	45.478	9	HAW	49.286	24	69	HALL	1:34.724	1:35.314	0.590
25	126	HOPKINS	45.480	69	HALL	49.692	25	126	HOPKINS	1:34.740	1:35.017	0.277
26	37	CLEMONS	46.010	37	CLEMONS	50.223	26	37	CLEMONS	1:36.233	1:36.683	0.450
27	73	SHARMAN	46.166	64	DEVALL	50.316	27	64	DEVALL	1:36.549	1:36.717	0.168
28	64	DEVALL	46.233	139	SMITH	50.717	28	139	SMITH	1:37.054	1:37.461	0.407
29	139	SMITH	46.337	73	SHARMAN	51.156	29	73	SHARMAN	1:37.322	1:37.773	0.451
30	20	DICKINSON	46.390	20	DICKINSON	52.180	30	20	DICKINSON	1:38.570	1:38.570	0.000
31	63	JOHNSON	48.323	63	JOHNSON	53.316	31	63	JOHNSON	1:41.639	1:41.639	0.000
32	90	ELLERAY	50.382	90	ELLERAY	54.740	32	90	ELLERAY	1:45.122	1:45.597	0.475
33	8	TOWLER	53.421	8	TOWLER	59.139	33	8	TOWLER	1:52.560	1:52.560	0.000
34	11	MIDDLETON	2:29.837									
35												

Weather / Track : Cloudy / Dry

Results can be found at www.tsl-timing.com

Snetterton 200

Circuit Length = 1.9840 miles

Start: 11:08 Flag 11:23 End: 11:24

Printed - 11:26 Saturday, 24 October 2015

BMCRC - MRO Championships 2015 - Rnd 10 @ Snetterton 200

DFDS Seaways Yamaha Past Masters

RACE 8 - CLASSIFICATION

POS	NO	CL	PIC NAME	ENTRY	LAPS	TIME	GAP	DIFF	MPH	BEST	ON
1	50		1 Graham HIGLETT	Yamaha - Face to Face Finance	7	11:36.793			71.75	1:35.548	7
2	14		2 Doug EDMONDSON	Yamaha - Wave Racing Developments	7	11:43.035	6.242	6.242	71.11	1:37.901	5
3	101		3 Andrew DAVIES	Yamaha -	7	11:46.748	9.955	3.713	70.74	1:37.388	6
4	29	R	1 Giles HARWOOD	Yamaha -	7	12:06.414	29.621	19.666	68.82	1:40.526	7
5	75	C	1 Steve HIGERTY	Yamaha - Wave Racing Developments	7	12:06.525	29.732	0.111	68.81	1:40.574	6
6	36	C	2 Paul DAVIES	Yamaha - kdstudios	7	12:18.976	42.183	12.451	67.65	1:40.893	6
7	7	C	3 Kevin MARSHALL	Yamaha -	7	12:20.806	44.013	1.830	67.49	1:40.857	6
8	81	R	2 Scott GRANT	Yamaha - SEAGER engineering/Interim FM Solutior	7	12:50.377	1:13.584	29.571	64.90	1:47.629	6

NOT CLASSIFIED

DNF	74	C	Paul WHITBY	Yamaha - Prestige Decor Ltd	6	10:28.030	1 Lap	1 Lap	68.23	1:41.162	6
DNF	52	C	Tim HALL	Yamaha -	6	10:29.047	1 Lap	1.017	68.12	1:41.133	6
DNF	10	C	Marc PRENTICE	Yamaha -	4	7:04.350	3 Laps	2 Laps	67.32	1:43.515	4
DNF	63	R	Stephen JOHNSON	Yamaha -	1	1:59.126	6 Laps	3 Laps	59.95	1:59.126	1
DNF	88		Neil MacQUEEN	Yamaha -	0						
DNF	33	C	Sacha GYTE	Yamaha -	0						
DNF	6		Matt BARBER	Yamaha -	0						
DNF	90	C	Mark ELLERAY	Yamaha - Abbot Solutions Ltd	0						

FASTEST LAP

50			Graham HIGLETT	Yamaha - Face to Face Finance	7	1:35.548	74.75 mph	120.30 kph
29	R		Giles HARWOOD	Yamaha -	7	1:40.526	71.05 mph	114.34 kph
75	C		Steve HIGERTY	Yamaha - Wave Racing Developments	6	1:40.574	71.01 mph	114.29 kph

Class - 90% of Race Speed = 64.57 mph
 Class R - 90% of Race Speed = 61.93 mph
 Class C - 90% of Race Speed = 61.92 mph

Snetterton 200
 Circuit Length = 1.9840 miles
 Start: 15:04 Flag 15:16 End: 15:18

Weather / Track : Cloudy / Wet

These results are provisional until the conclusion of any judicial and technical matters.

Clerk Of Course :	Timekeeper :
-------------------	--------------

Results can be found at www.tsl-timing.com

Printed - 15:18 Saturday, 24 October 2015



ACU Kawasaki Junior Cup & Senior 300 Series

RACE 8 - CLASSIFICATION

POS	NO	CL	PIC NAME	ENTRY	LAPS	TIME	GAP	DIFF	MPH	BEST	ON
1	46	J	1 Harry ROWLINGS	Kawasaki -	7	12:20.491			67.51	1:38.390	6
2	19	J	2 James ALDERSON	Kawasaki - NGK, YRF, EC1 Drinks, Burnell Fencing	7	12:31.792	11.301	11.301	66.50	1:41.553	4
3	18	J	3 Alex MURLEY	Kawasaki - Redfern Stevens - Fast Response Metz	7	12:56.001	35.510	24.209	64.43	1:44.393	2
4	126	S	1 Gareth HOPKINS	Kawasaki -	7	13:03.871	43.380	7.870	63.78	1:42.642	6
5	111	S	2 Karl FITT	Kawasaki -	7	13:06.203	45.712	2.332	63.59	1:43.447	6
6	9	S	3 Graham HAW	Kawasaki - Graham Haw joinery	7	13:19.206	58.715	13.003	62.55	1:48.776	6
7	113	J	4 Dean BRADLEY	Kawasaki -	7	13:20.247	59.756	1.041	62.47	1:43.909	7
8	64	S	4 Mike DEVALL	Kawasaki -	7	13:20.493	1:00.002	0.246	62.45	1:45.427	7
9	73	S	5 Michael SHARMAN	Kawasaki -	7	13:22.576	1:02.085	2.083	62.29	1:46.840	6
10	69	J	5 Connor HALL	Kawasaki - S & Y CERAMICS	6	12:05.108	1 Lap	1 Lap	59.10	1:52.676	2
11	37	S	6 Craig CLEMONS	Kawasaki - Naomi	6	12:05.896	1 Lap	0.788	59.03	1:48.927	6

NOT CLASSIFIED

DNF	26	J	Luke HOPKINS	Kawasaki - MUM	0
DNF	3	J	Joey LAMB DEN	Kawasaki -	0
DNF	93	S	Monica ISAAC	Kawasaki - Fins Motorcycles	0
DNF	139	S	Pat SMITH	Kawasaki -	0
DNF	20	J	Kai DICKINSON	Kawasaki - Dad	0

FASTEST LAP

46	J	Harry ROWLINGS	Kawasaki -	6	1:38.390	72.59 mph	116.82 kph
126	S	Gareth HOPKINS	Kawasaki -	6	1:42.642	69.58 mph	111.98 kph

Class J - 90% of Race Speed = 60.75 mph
 Class S - 90% of Race Speed = 57.40 mph

Snetterton 200
 Circuit Length = 1.9840 miles
 Start: 15:04 Flag 15:16 End: 15:18

Weather / Track : Cloudy / Wet

These results are provisional until the conclusion of any judicial and technical matters.

Clerk Of Course :	Timekeeper :
-------------------	--------------

Results can be found at www.tsl-timing.com

Printed - 15:19 Saturday, 24 October 2015



BMCRC - MRO Championships 2015 - Rnd 10 @ Snetterton 200

DFDS Seaways Yamaha Past Masters & ACU Kawasaki Junior Cup & Senior 300 Series

RACE 8 - LAP CHART

LAP 1 @ 15:06:17.687

NO	BEHIND	LAP TIME
14		1:47.716
50	0.555	1:48.271
75	2.098	1:49.814
101	3.287	1:51.003
29	4.278	1:51.994
10	5.020	1:52.736
74	5.929	1:53.645
36	6.990	1:54.706
52	7.341	1:55.057
81	8.694	1:56.410
7	9.059	1:56.775
63	11.410	1:59.126
19	31.843	2:19.559
18	33.398	2:21.114
46	33.532	2:21.248
9	35.695	2:23.411
111	41.315	2:29.031
73	42.064	2:29.780
64	43.227	2:30.943
126	43.813	2:31.529
69	51.152	2:38.868
113	52.155	2:39.871
37	53.143	2:40.859

LAP 2 @ 15:07:57.304

NO	BEHIND	LAP TIME
14		1:39.617
50	0.433	1:39.495
101	6.559	1:42.889
75	7.863	1:45.382
29	8.321	1:43.660
10	9.387	1:43.984
74	10.650	1:44.338
52	12.265	1:44.541
7	17.405	1:47.963
81	18.851	1:49.774
36	19.399	1:52.026
46	33.970	1:40.055
19	35.167	1:42.941
18	38.174	1:44.393
9	45.746	1:49.668
111	51.422	1:49.724
126	53.891	1:49.695
73	54.155	1:51.708
64	55.187	1:51.577
113	1:03.350	1:50.812
69	1:04.211	1:52.676
37	1:09.771	1:56.245

LAP 3 @ 15:09:36.516

NO	BEHIND	LAP TIME
14		1:39.212
50	0.600	1:39.379
101	8.008	1:40.661
29	11.960	1:42.851
75	12.817	1:44.166
10	14.290	1:44.115
74	14.640	1:43.202
52	15.496	1:42.443
36	24.724	1:44.537
7	24.971	1:46.778

Weather / Track : Cloudy / Wet

Results can be found at www.tsl-timing.com

81	29.243	1:49.604
46	34.359	1:39.601
19	37.608	1:41.653
18	44.209	1:45.247
9	56.165	1:49.631
111	1:00.075	1:47.865
126	1:01.286	1:46.607
73	1:05.943	1:51.000
64	1:06.157	1:50.182
113	1:12.287	1:48.149
69	1:17.830	1:52.831
37	1:25.836	1:55.277

LAP 4 @ 15:11:14.896

NO	BEHIND	LAP TIME
14		1:38.380
50	0.532	1:38.312
101	9.053	1:39.425
29	16.801	1:43.221
75	18.328	1:43.891
10	19.425	1:43.515
74	19.809	1:43.549
52	20.683	1:43.567
36	28.948	1:42.604
7	30.684	1:44.093
46	38.256	1:42.277
81	39.772	1:48.909
19	40.781	1:41.553
18	52.909	1:47.080
9	1:07.281	1:49.496
111	1:07.822	1:46.127
126	1:08.629	1:45.723
73	1:15.561	1:47.998
64	1:16.758	1:48.981
113	1:22.112	1:48.205
69	1:33.362	1:53.912

LAP 5 @ 15:12:52.797

NO	BEHIND	LAP TIME
14		1:37.901
50	0.394	1:37.763
37	1 Lap	1:53.893
101	9.117	1:37.965
75	21.429	1:41.002
29	21.438	1:42.538
74	24.042	1:42.134
52	25.088	1:42.306
36	33.033	1:41.986
7	35.228	1:42.445
46	38.934	1:38.579
19	44.824	1:41.944
81	50.368	1:48.497
18	1:02.360	1:47.352
126	1:15.597	1:44.869
111	1:15.957	1:46.036
9	1:18.473	1:49.093
73	1:25.313	1:47.653
64	1:25.886	1:47.029
113	1:29.434	1:45.223

LAP 6 @ 15:14:31.216

NO	BEHIND	LAP TIME
50		1:38.025

14	0.896	1:39.315
101	8.086	1:37.388
69	1 Lap	1:53.388
37	1 Lap	1:50.695
75	23.584	1:40.574
29	24.643	1:41.624
74	26.785	1:41.162
52	27.802	1:41.133
36	35.507	1:40.893
7	37.666	1:40.857
46	38.905	1:38.390
19	48.400	1:41.995
81	59.578	1:47.629
18	1:10.033	1:46.092
126	1:19.820	1:42.642
111	1:20.985	1:43.447
9	1:28.830	1:48.776
73	1:33.734	1:46.840
64	1:33.821	1:46.354
113	1:35.093	1:44.078

LAP 7 @ 15:16:06.764

NO	BEHIND	LAP TIME
50		1:35.548
14	6.242	1:40.894
101	9.955	1:37.417
69	1 Lap	1:53.433
37	1 Lap	1:48.927
29	29.621	1:40.526
75	29.732	1:41.696
36	42.183	1:42.224
46	43.698	1:40.341
7	44.013	1:41.895
19	54.999	1:42.147
81	1:13.584	1:49.554
18	1:19.208	1:44.723
126	1:27.078	1:42.806
111	1:29.410	1:43.973
9	1:42.413	1:49.131
113	1:43.454	1:43.909
64	1:43.700	1:45.427
73	1:45.783	1:47.597

Snetterton 200

Circuit Length = 1.9840 miles

Start: 15:04 Flag 15:16 End: 15:18

Printed - 15:21 Saturday, 24 October 2015

BMCRC - MRO Championships 2015 - Rnd 10 @ Snetterton 200

DFDS Seaways Yamaha Past Masters & ACU Kawasaki Junior Cup & Senior 300 Series

RACE 8 - SECTOR ANALYSIS

SECTOR 1 = FL to I1, SECTOR 2 = I1 to FL, DIFF = Difference To Personal Best Lap

P1 50		Graham HIGLETT		Yamaha - Face to Face Finance		
IDEAL LAP TIME : 1:35.548		BEST LAP TIME : 1:35.548		DIFFERENCE : 0.000		
LAP	SECTOR 1	SECTOR 2	LAP TIME	MPH	DIFF	TIME OF DAY
1 -			1:48.271	65.96	12.723	15:06:18.242
2 -	46.734	52.761	1:39.495	71.78	3.947	15:07:57.737
3 -	46.285	53.094	1:39.379	71.87	3.831	15:09:37.116
4 -	46.188	52.124	1:38.312	72.65	2.764	15:11:15.428
5 -	45.220	52.543	1:37.763 (2)	73.05	2.215	15:12:53.191
6 -	46.506	51.519	1:38.025 (3)	72.86	2.477	15:14:31.216
7 -	44.832	50.716	1:35.548 (1)	74.75		15:16:06.764

P2 14		Doug EDMONDSON		Yamaha - Wave Racing Developments		
IDEAL LAP TIME : 1:37.683		BEST LAP TIME : 1:37.901		DIFFERENCE : 0.218		
LAP	SECTOR 1	SECTOR 2	LAP TIME	MPH	DIFF	TIME OF DAY
1 -			1:47.716	66.30	9.815	15:06:17.687
2 -	46.664	52.953	1:39.617	71.69	1.716	15:07:57.304
3 -	46.544	52.668	1:39.212 (3)	71.99	1.311	15:09:36.516
4 -	46.127	52.253	1:38.380 (2)	72.60	0.479	15:11:14.896
5 -	45.430	52.471	1:37.901 (1)	72.95		15:12:52.797
6 -	46.911	52.404	1:39.315	71.91	1.414	15:14:32.112
7 -	46.830	54.064	1:40.894	70.79	2.993	15:16:13.006

P3 101		Andrew DAVIES		Yamaha -		
IDEAL LAP TIME : 1:37.213		BEST LAP TIME : 1:37.388		DIFFERENCE : 0.175		
LAP	SECTOR 1	SECTOR 2	LAP TIME	MPH	DIFF	TIME OF DAY
1 -			1:51.003	64.34	13.615	15:06:20.974
2 -	48.179	54.710	1:42.889	69.41	5.501	15:08:03.863
3 -	47.456	53.205	1:40.661	70.95	3.273	15:09:44.524
4 -	46.818	52.607	1:39.425	71.83	2.037	15:11:23.949
5 -	46.017	51.948	1:37.965 (3)	72.90	0.577	15:13:01.914
6 -	45.482	51.906	1:37.388 (1)	73.34		15:14:39.302
7 -	45.686	51.731	1:37.417 (2)	73.31	0.029	15:16:16.719

P4 29 R		Giles HARWOOD		Yamaha -		
IDEAL LAP TIME : 1:40.526		BEST LAP TIME : 1:40.526		DIFFERENCE : 0.000		
LAP	SECTOR 1	SECTOR 2	LAP TIME	MPH	DIFF	TIME OF DAY
1 -			1:51.994	63.77	11.468	15:06:21.965
2 -	47.857	55.803	1:43.660	68.90	3.134	15:08:05.625
3 -	47.861	54.990	1:42.851	69.44	2.325	15:09:48.476
4 -	47.828	55.393	1:43.221	69.19	2.695	15:11:31.697
5 -	47.671	54.867	1:42.538 (3)	69.65	2.012	15:13:14.235
6 -	47.662	53.962	1:41.624 (2)	70.28	1.098	15:14:55.859
7 -	46.917	53.609	1:40.526 (1)	71.05		15:16:36.385

P5 75 C		Steve HIGERTY		Yamaha - Wave Racing Developments		
IDEAL LAP TIME : 1:40.503		BEST LAP TIME : 1:40.574		DIFFERENCE : 0.071		
LAP	SECTOR 1	SECTOR 2	LAP TIME	MPH	DIFF	TIME OF DAY
1 -			1:49.814	65.04	9.240	15:06:19.785
2 -	49.391	55.991	1:45.382	67.77	4.808	15:08:05.167
3 -	49.231	54.935	1:44.166	68.56	3.592	15:09:49.333
4 -	49.040	54.851	1:43.891	68.75	3.317	15:11:33.224
5 -	47.743	53.259	1:41.002 (2)	70.71	0.428	15:13:14.226
6 -	47.587	52.987	1:40.574 (1)	71.01		15:14:54.800
7 -	47.516	54.180	1:41.696 (3)	70.23	1.122	15:16:36.496

P6 36 C		Paul DAVIES		Yamaha - kdstudios		
IDEAL LAP TIME : 1:40.893		BEST LAP TIME : 1:40.893		DIFFERENCE : 0.000		
LAP	SECTOR 1	SECTOR 2	LAP TIME	MPH	DIFF	TIME OF DAY

Weather / Track : Cloudy / Wet

BMCRC - MRO Championships 2015 - Rnd 10 @ Snetterton 200

DFDS Seaways Yamaha Past Masters & ACU Kawasaki Junior Cup & Senior 300 Series

RACE 8 - SECTOR ANALYSIS

SECTOR 1 = FL to I1, SECTOR 2 = I1 to FL, DIFF = Difference To Personal Best Lap

1 -			1:54.706	62.26	13.813	15:06:24.677
2 -	48.981	1:03.045	1:52.026	63.75	11.133	15:08:16.703
3 -	49.376	55.161	1:44.537	68.32	3.644	15:10:01.240
4 -	47.587	55.017	1:42.604	69.61	1.711	15:11:43.844
5 -	47.791	54.195	1:41.986 (2)	70.03	1.093	15:13:25.830
6 -	46.837	54.056	1:40.893 (1)	70.79		15:15:06.723
7 -	46.933	55.291	1:42.224 (3)	69.87	1.331	15:16:48.947

P7 46 J Harry ROWLINGS			Kawasaki -			
IDEAL LAP TIME : 1:38.209		BEST LAP TIME : 1:38.390		DIFFERENCE : 0.181		
LAP	SECTOR 1	SECTOR 2	LAP TIME	MPH	DIFF	TIME OF DAY
1 -		54.320	2:21.248	50.56	42.858	15:06:51.219
2 -	47.492	52.563	1:40.055	71.38	1.665	15:08:31.274
3 -	47.326	52.275	1:39.601 (3)	71.71	1.211	15:10:10.875
4 -	47.469	54.808	1:42.277	69.83	3.887	15:11:53.152
5 -	46.720	51.859	1:38.579 (2)	72.45	0.189	15:13:31.731
6 -	46.350	52.040	1:38.390 (1)	72.59		15:15:10.121
7 -	47.193	53.148	1:40.341	71.18	1.951	15:16:50.462

P8 7 C Kevin MARSHALL			Yamaha -			
IDEAL LAP TIME : 1:40.857		BEST LAP TIME : 1:40.857		DIFFERENCE : 0.000		
LAP	SECTOR 1	SECTOR 2	LAP TIME	MPH	DIFF	TIME OF DAY
1 -			1:56.775	61.16	15.918	15:06:26.746
2 -	50.646	57.317	1:47.963	66.15	7.106	15:08:14.709
3 -	49.515	57.263	1:46.778	66.89	5.921	15:10:01.487
4 -	48.802	55.291	1:44.093	68.61	3.236	15:11:45.580
5 -	48.202	54.243	1:42.445 (3)	69.72	1.588	15:13:28.025
6 -	47.017	53.840	1:40.857 (1)	70.81		15:15:08.882
7 -	47.065	54.830	1:41.895 (2)	70.09	1.038	15:16:50.777

P9 19 J James ALDERSON			Kawasaki - NGK, YRF, EC1 Drinks, Burnell Fencing, Bikewise,			
IDEAL LAP TIME : 1:41.147		BEST LAP TIME : 1:41.553		DIFFERENCE : 0.406		
LAP	SECTOR 1	SECTOR 2	LAP TIME	MPH	DIFF	TIME OF DAY
1 -		54.488	2:19.559	51.17	38.006	15:06:49.530
2 -	49.519	53.422	1:42.941	69.38	1.388	15:08:32.471
3 -	47.967	53.686	1:41.653 (2)	70.26	0.100	15:10:14.124
4 -	48.203	53.350	1:41.553 (1)	70.33		15:11:55.677
5 -	48.764	53.180	1:41.944 (3)	70.06	0.391	15:13:37.621
6 -	48.472	53.523	1:41.995	70.02	0.442	15:15:19.616
7 -	48.408	53.739	1:42.147	69.92	0.594	15:17:01.763

P10 81 R Scott GRANT			Yamaha - SEAGER engineering/Interim FM Solutions			
IDEAL LAP TIME : 1:47.311		BEST LAP TIME : 1:47.629		DIFFERENCE : 0.318		
LAP	SECTOR 1	SECTOR 2	LAP TIME	MPH	DIFF	TIME OF DAY
1 -			1:56.410	61.35	8.781	15:06:26.381
2 -	51.531	58.243	1:49.774	65.06	2.145	15:08:16.155
3 -	51.696	57.908	1:49.604	65.16	1.975	15:10:05.759
4 -	51.747	57.162	1:48.909 (3)	65.58	1.280	15:11:54.668
5 -	51.229	57.268	1:48.497 (2)	65.83	0.868	15:13:43.165
6 -	51.185	56.444	1:47.629 (1)	66.36		15:15:30.794
7 -	50.867	58.687	1:49.554	65.19	1.925	15:17:20.348

P11 18 J Alex MURLEY			Kawasaki - Redfern Stevens - Fast Response Metal Engineerin			
IDEAL LAP TIME : 1:44.179		BEST LAP TIME : 1:44.393		DIFFERENCE : 0.214		
LAP	SECTOR 1	SECTOR 2	LAP TIME	MPH	DIFF	TIME OF DAY
1 -		55.909	2:21.114	50.61	36.721	15:06:51.085
2 -	48.300	56.093	1:44.393 (1)	68.41		15:08:35.478
3 -	48.953	56.294	1:45.247 (3)	67.86	0.854	15:10:20.725
4 -	49.774	57.306	1:47.080	66.70	2.687	15:12:07.805

Weather / Track : Cloudy / Wet

Snetterton 200
Circuit Length = 1.9840 miles
Start: 15:04 Flag 15:16 End: 15:18

BMCRC - MRO Championships 2015 - Rnd 10 @ Snetterton 200

DFDS Seaways Yamaha Past Masters & ACU Kawasaki Junior Cup & Senior 300 Series

RACE 8 - SECTOR ANALYSIS

SECTOR 1 = FL to I1, SECTOR 2 = I1 to FL, DIFF = Difference To Personal Best Lap

5 -	49.886	57.466	1:47.352	66.53	2.959	15:13:55.157
6 -	50.169	55.923	1:46.092	67.32	1.699	15:15:41.249
7 -	48.270	56.453	1:44.723 (2)	68.20	0.330	15:17:25.972

P12 126 S	Gareth HOPKINS		Kawasaki -			
IDEAL LAP TIME : 1:42.515		BEST LAP TIME : 1:42.642	DIFFERENCE : 0.127			
LAP	SECTOR 1	SECTOR 2	LAP TIME	MPH	DIFF	TIME OF DAY
1 -		58.505	2:31.529	47.13	48.887	15:07:01.500
2 -	51.815	57.880	1:49.695	65.11	7.053	15:08:51.195
3 -	50.431	56.176	1:46.607	66.99	3.965	15:10:37.802
4 -	50.500	55.223	1:45.723	67.55	3.081	15:12:23.525
5 -	49.854	55.015	1:44.869 (3)	68.10	2.227	15:14:08.394
6 -	49.093	53.549	1:42.642 (1)	69.58		15:15:51.036
7 -	48.966	53.840	1:42.806 (2)	69.47	0.164	15:17:33.842

P13 111 S	Karl FITT		Kawasaki -			
IDEAL LAP TIME : 1:43.369		BEST LAP TIME : 1:43.447	DIFFERENCE : 0.078			
LAP	SECTOR 1	SECTOR 2	LAP TIME	MPH	DIFF	TIME OF DAY
1 -		1:00.379	2:29.031	47.92	45.584	15:06:59.002
2 -	51.753	57.971	1:49.724	65.09	6.277	15:08:48.726
3 -	50.892	56.973	1:47.865	66.21	4.418	15:10:36.591
4 -	49.444	56.683	1:46.127	67.30	2.680	15:12:22.718
5 -	49.920	56.116	1:46.036 (3)	67.35	2.589	15:14:08.754
6 -	48.806	54.641	1:43.447 (1)	69.04		15:15:52.201
7 -	48.728	55.245	1:43.973 (2)	68.69	0.526	15:17:36.174

P14 9 S	Graham HAW		Kawasaki - Graham Haw joinery			
IDEAL LAP TIME : 1:47.467		BEST LAP TIME : 1:48.776	DIFFERENCE : 1.309			
LAP	SECTOR 1	SECTOR 2	LAP TIME	MPH	DIFF	TIME OF DAY
1 -		57.002	2:23.411	49.80	34.635	15:06:53.382
2 -	50.511	59.157	1:49.668	65.12	0.892	15:08:43.050
3 -	50.894	58.737	1:49.631	65.15	0.855	15:10:32.681
4 -	50.894	58.602	1:49.496	65.23	0.720	15:12:22.177
5 -	51.766	57.327	1:49.093 (2)	65.47	0.317	15:14:11.270
6 -	50.588	58.188	1:48.776 (1)	65.66		15:16:00.046
7 -	50.465	58.666	1:49.131 (3)	65.44	0.355	15:17:49.177

P15 113 J	Dean BRADLEY		Kawasaki -			
IDEAL LAP TIME : 1:43.616		BEST LAP TIME : 1:43.909	DIFFERENCE : 0.293			
LAP	SECTOR 1	SECTOR 2	LAP TIME	MPH	DIFF	TIME OF DAY
1 -		1:03.463	2:39.871	44.67	55.962	15:07:09.842
2 -	52.919	57.893	1:50.812	64.45	6.903	15:09:00.654
3 -	51.363	56.786	1:48.149	66.04	4.240	15:10:48.803
4 -	51.878	56.327	1:48.205	66.00	4.296	15:12:37.008
5 -	50.065	55.158	1:45.223 (3)	67.88	1.314	15:14:22.231
6 -	49.399	54.679	1:44.078 (2)	68.62	0.169	15:16:06.309
7 -	48.937	54.972	1:43.909 (1)	68.73		15:17:50.218

P16 64 S	Mike DEVALL		Kawasaki -			
IDEAL LAP TIME : 1:45.427		BEST LAP TIME : 1:45.427	DIFFERENCE : 0.000			
LAP	SECTOR 1	SECTOR 2	LAP TIME	MPH	DIFF	TIME OF DAY
1 -		59.237	2:30.943	47.31	45.516	15:07:00.914
2 -	52.483	59.094	1:51.577	64.01	6.150	15:08:52.491
3 -	51.632	58.550	1:50.182	64.82	4.755	15:10:42.673
4 -	51.743	57.238	1:48.981	65.53	3.554	15:12:31.654
5 -	51.049	55.980	1:47.029 (3)	66.73	1.602	15:14:18.683
6 -	50.403	55.951	1:46.354 (2)	67.15	0.927	15:16:05.037
7 -	50.044	55.383	1:45.427 (1)	67.74		15:17:50.464

Weather / Track : Cloudy / Wet

Snetterton 200
Circuit Length = 1.9840 miles
Start: 15:04 Flag 15:16 End: 15:18

BMCRC - MRO Championships 2015 - Rnd 10 @ Snetterton 200

DFDS Seaways Yamaha Past Masters & ACU Kawasaki Junior Cup & Senior 300 Series

RACE 8 - SECTOR ANALYSIS

SECTOR 1 = FL to I1, SECTOR 2 = I1 to FL, DIFF = Difference To Personal Best Lap

P17 73 S Michael SHARMAN		Kawasaki -				
IDEAL LAP TIME : 1:46.729		BEST LAP TIME : 1:46.840				
		DIFFERENCE : 0.111				
LAP	SECTOR 1	SECTOR 2	LAP TIME	MPH	DIFF	TIME OF DAY
1 -		59.711	2:29.780	47.68	42.940	15:06:59.751
2 -	52.651	59.057	1:51.708	63.93	4.868	15:08:51.459
3 -	51.989	59.011	1:51.000	64.34	4.160	15:10:42.459
4 -	50.859	57.139	1:47.998	66.13	1.158	15:12:30.457
5 -	50.580	57.073	1:47.653 (3)	66.34	0.813	15:14:18.110
6 -	49.990	56.850	1:46.840 (1)	66.85		15:16:04.950
7 -	49.879	57.718	1:47.597 (2)	66.38	0.757	15:17:52.547

P18 69 J Connor HALL		Kawasaki - S & Y CERAMICS				
IDEAL LAP TIME : 1:52.556		BEST LAP TIME : 1:52.676				
		DIFFERENCE : 0.120				
LAP	SECTOR 1	SECTOR 2	LAP TIME	MPH	DIFF	TIME OF DAY
1 -		1:04.772	2:38.868	44.95	46.192	15:07:08.839
2 -	52.275	1:00.401	1:52.676 (1)	63.39		15:09:01.515
3 -	52.550	1:00.281	1:52.831 (2)	63.30	0.155	15:10:54.346
4 -	53.244	1:00.668	1:53.912	62.70	1.236	15:12:48.258
5 -	52.914	1:00.474	1:53.388 (3)	62.99	0.712	15:14:41.646
6 -	52.845	1:00.588	1:53.433	62.96	0.757	15:16:35.079

P19 37 S Craig CLEMONS		Kawasaki - Naomi				
IDEAL LAP TIME : 1:48.927		BEST LAP TIME : 1:48.927				
		DIFFERENCE : 0.000				
LAP	SECTOR 1	SECTOR 2	LAP TIME	MPH	DIFF	TIME OF DAY
1 -		1:05.165	2:40.859	44.40	51.932	15:07:10.830
2 -	53.889	1:02.356	1:56.245	61.44	7.318	15:09:07.075
3 -	54.062	1:01.215	1:55.277	61.95	6.350	15:11:02.352
4 -	52.936	1:00.957	1:53.893 (3)	62.71	4.966	15:12:56.245
5 -	51.986	58.709	1:50.695 (2)	64.52	1.768	15:14:46.940
6 -	51.138	57.789	1:48.927 (1)	65.57		15:16:35.867

P20 74 C Paul WHITBY		Yamaha - Prestige Decor Ltd				
IDEAL LAP TIME : 1:41.162		BEST LAP TIME : 1:41.162				
		DIFFERENCE : 0.000				
LAP	SECTOR 1	SECTOR 2	LAP TIME	MPH	DIFF	TIME OF DAY
1 -			1:53.645	62.84	12.483	15:06:23.616
2 -	48.971	55.367	1:44.338	68.45	3.176	15:08:07.954
3 -	48.313	54.889	1:43.202 (3)	69.20	2.040	15:09:51.156
4 -	48.098	55.451	1:43.549	68.97	2.387	15:11:34.705
5 -	47.799	54.335	1:42.134 (2)	69.93	0.972	15:13:16.839
6 -	47.123	54.039	1:41.162 (1)	70.60		15:14:58.001

P21 52 C Tim HALL		Yamaha -				
IDEAL LAP TIME : 1:40.773		BEST LAP TIME : 1:41.133				
		DIFFERENCE : 0.360				
LAP	SECTOR 1	SECTOR 2	LAP TIME	MPH	DIFF	TIME OF DAY
1 -			1:55.057	62.07	13.924	15:06:25.028
2 -	48.748	55.793	1:44.541	68.32	3.408	15:08:09.569
3 -	48.065	54.378	1:42.443 (3)	69.72	1.310	15:09:52.012
4 -	48.504	55.063	1:43.567	68.96	2.434	15:11:35.579
5 -	48.238	54.068	1:42.306 (2)	69.81	1.173	15:13:17.885
6 -	47.329	53.804	1:41.133 (1)	70.62		15:14:59.018

P22 10 C Marc PRENTICE		Yamaha -				
IDEAL LAP TIME : 1:43.515		BEST LAP TIME : 1:43.515				
		DIFFERENCE : 0.000				
LAP	SECTOR 1	SECTOR 2	LAP TIME	MPH	DIFF	TIME OF DAY
1 -			1:52.736	63.35	9.221	15:06:22.707
2 -	48.375	55.609	1:43.984 (2)	68.68	0.469	15:08:06.691
3 -	48.708	55.407	1:44.115 (3)	68.60	0.600	15:09:50.806
4 -	48.357	55.158	1:43.515 (1)	69.00		15:11:34.321

Weather / Track : Cloudy / Wet

Snetterton 200

Circuit Length = 1.9840 miles

Start: 15:04 Flag 15:16 End: 15:18

BMCRC - MRO Championships 2015 - Rnd 10 @ Snetterton 200

DFDS Seaways Yamaha Past Masters & ACU Kawasaki Junior Cup & Senior 300 Series

RACE 8 - SECTOR ANALYSIS

SECTOR 1 = FL to I1, SECTOR 2 = I1 to FL, DIFF = Difference To Personal Best Lap

P23	63 R	Stephen JOHNSON	Yamaha -				
IDEAL LAP TIME :		BEST LAP TIME : 1:59.126		DIFFERENCE :			
LAP	SECTOR 1	SECTOR 2	LAP TIME	MPH	DIFF	TIME OF DAY	
1 -			1:59.126 (1)	59.95		15:06:29.097	

BMCRC - MRO Championships 2015 - Rnd 10 @ Snetterton 200

DFDS Seaways Yamaha Past Masters & ACU Kawasaki Junior Cup & Senior 300 Series

RACE 8 - BEST SECTORS

SECTOR 1			SECTOR 2			IDEAL / BEST COMPARISON						
POS	NO	NAME	TIME	NO	NAME	TIME	POS	NO	NAME	IDEAL	BEST	DIFF
									PERFECT LAP	1:35.548		
1	50	HIGLETT	44.832	50	HIGLETT	50.716	1	50	HIGLETT	1:35.548	1:35.548	0.000
2	14	EDMONDSON	45.430	101	DAVIES	51.731	2	101	DAVIES	1:37.213	1:37.388	0.175
3	101	DAVIES	45.482	46	ROWLINGS	51.859	3	14	EDMONDSON	1:37.683	1:37.901	0.218
4	46	ROWLINGS	46.350	14	EDMONDSON	52.253	4	46	ROWLINGS	1:38.209	1:38.390	0.181
5	36	DAVIES	46.837	75	HIGERTY	52.987	5	75	HIGERTY	1:40.503	1:40.574	0.071
6	29	HARWOOD	46.917	19	ALDERSON	53.180	6	29	HARWOOD	1:40.526	1:40.526	0.000
7	52	HALL	46.969	126	HOPKINS	53.549	7	52	HALL	1:40.773	1:41.133	0.360
8	7	MARSHALL	47.017	29	HARWOOD	53.609	8	7	MARSHALL	1:40.857	1:40.857	0.000
9	74	WHITBY	47.123	52	HALL	53.804	9	36	DAVIES	1:40.893	1:40.893	0.000
10	75	HIGERTY	47.516	7	MARSHALL	53.840	10	19	ALDERSON	1:41.147	1:41.553	0.406
11	19	ALDERSON	47.967	74	WHITBY	54.039	11	74	WHITBY	1:41.162	1:41.162	0.000
12	18	MURLEY	48.270	36	DAVIES	54.056	12	126	HOPKINS	1:42.515	1:42.642	0.127
13	10	PRENTICE	48.357	111	FITT	54.641	13	111	FITT	1:43.369	1:43.447	0.078
14	111	FITT	48.728	113	BRADLEY	54.679	14	10	PRENTICE	1:43.515	1:43.515	0.000
15	113	BRADLEY	48.937	10	PRENTICE	55.158	15	113	BRADLEY	1:43.616	1:43.909	0.293
16	126	HOPKINS	48.966	64	DEVALL	55.383	16	18	MURLEY	1:44.179	1:44.393	0.214
17	73	SHARMAN	49.879	18	MURLEY	55.909	17	64	DEVALL	1:45.427	1:45.427	0.000
18	64	DEVALL	50.044	81	GRANT	56.444	18	73	SHARMAN	1:46.729	1:46.840	0.111
19	9	HAW	50.465	73	SHARMAN	56.850	19	81	GRANT	1:47.311	1:47.629	0.318
20	81	GRANT	50.867	9	HAW	57.002	20	9	HAW	1:47.467	1:48.776	1.309
21	37	CLEMONS	51.138	37	CLEMONS	57.789	21	37	CLEMONS	1:48.927	1:48.927	0.000
22	69	HALL	52.275	69	HALL	1:00.281	22	69	HALL	1:52.556	1:52.676	0.120
23	63	JOHNSON	52.930				23	63	JOHNSON		1:59.126	
24												
25												
26												
27												
28												
29												
30												
31												
32												

Weather / Track : Cloudy / Wet

Results can be found at www.tsl-timing.com

Snetterton 200

Circuit Length = 1.9840 miles

Start: 15:04 Flag 15:16 End: 15:18

Printed - 15:20 Saturday, 24 October 2015

BMCRC - MRO Championships 2015 - Rnd 10 @ Snetterton 200

DFDS Seaways Yamaha Past Masters

RACE 16 - CLASSIFICATION

POS	NO	CL	PIC NAME	ENTRY	LAPS	TIME	GAP	DIFF	MPH	BEST	ON
1	6		1 Matt BARBER	Yamaha -	4	6:31.364			73.00	1:35.327	3
2	101		2 Andrew DAVIES	Yamaha -	4	6:31.766	0.402	0.402	72.92	1:35.733	3
3	14		3 Doug EDMONDSON	Yamaha - Wave Racing Developments	4	6:35.330	3.966	3.564	72.26	1:36.886	3
4	50		4 Graham HIGLETT	Yamaha - Face to Face Finance	4	6:35.817	4.453	0.487	72.18	1:36.170	3
5	7	C	1 Kevin MARSHALL	Yamaha -	4	6:42.524	11.160	6.707	70.97	1:38.564	4
6	75	C	2 Steve HIGERTY	Yamaha - Wave Racing Developments	4	6:42.968	11.604	0.444	70.89	1:36.267	4
7	10*	C	3 Marc PRENTICE	Yamaha -	4	6:54.482	23.118	11.514	68.92	1:41.199	2
8	36	C	4 Paul DAVIES	Yamaha - kdstudios	4	6:55.164	23.800	0.682	68.81	1:41.424	2
9	81	R	1 Scott GRANT	Yamaha - SEAGER engineering/Interim FM Solutior	4	7:09.331	37.967	14.167	66.54	1:44.751	3
10	63	R	2 Stephen JOHNSON	Yamaha -	4	7:13.433	42.069	4.102	65.91	1:44.560	3
11	52	C	5 Tim HALL	Yamaha -	4	7:15.199	43.835	1.766	65.64	1:45.642	2
12	29	R	3 Giles HARWOOD	Yamaha -	4	7:16.878	45.514	1.679	65.39	1:46.474	2
13	11	R	4 Paul MIDDLETON	Yamaha -	4	7:17.384	46.020	0.506	65.32	1:46.660	4

NOT CLASSIFIED

DNF	74	C	Paul WHITBY	Yamaha - Prestige Decor Ltd	4	6:46.176	14.812		70.33	1:38.358	4
-----	----	---	-------------	-----------------------------	---	----------	--------	--	-------	----------	---

FASTEST LAP

6			Matt BARBER	Yamaha -	3	1:35.327			74.92 mph	120.58 kph
75		C	Steve HIGERTY	Yamaha - Wave Racing Developments	4	1:36.267			74.19 mph	119.40 kph
63		R	Stephen JOHNSON	Yamaha -	3	1:44.560			68.31 mph	109.93 kph

Race stopped

* No. 10 - Please improve location of transponder - poor signal

Class - 90% of Race Speed = 65.70 mph

Class C - 90% of Race Speed = 63.87 mph

Class R - 90% of Race Speed = 59.88 mph

Snetterton 200

Circuit Length = 1.9840 miles

Start: 09:21 Flag 09:28 End: 09:31

Weather / Track : Cloudy / Wet

These results are provisional until the conclusion of any judicial and technical matters.

Clerk Of Course :	Timekeeper :
-------------------	--------------

Results can be found at www.tsl-timing.com

Printed - 09:33 Sunday, 25 October 2015



ACU Kawasaki Junior Cup & Senior 300 Series

RACE 16 - CLASSIFICATION

POS	NO	CL	PIC NAME	ENTRY	LAPS	TIME	GAP	DIFF	MPH	BEST	ON
1	46	J	1 Harry ROWLINGS	Kawasaki -	4	7:15.779			65.56	1:39.235	2
2	19	J	2 James ALDERSON	Kawasaki - NGK, YRF, EC1 Drinks, Burnell Fencing	4	7:17.639	1.860	1.860	65.28	1:39.334	2
3	18	J	3 Alex MURLEY	Kawasaki - Redfern Stevens - Fast Response Metz	4	7:26.336	10.557	8.697	64.01	1:42.170	3
4	126	S	1 Gareth HOPKINS	Kawasaki -	4	7:31.996	16.217	5.660	63.20	1:42.790	4
5	113	J	4 Dean BRADLEY	Kawasaki -	4	7:34.847	19.068	2.851	62.81	1:44.389	3
6	111	S	2 Karl FITT	Kawasaki -	4	7:36.192	20.413	1.345	62.62	1:43.830	2
7	37	S	3 Craig CLEMONS	Kawasaki - Naomi	4	7:45.665	29.886	9.473	61.35	1:45.410	4
8	3	J	5 Joey LAMB DEN	Kawasaki -	4	7:47.115	31.336	1.450	61.16	1:47.187	3
9	139	S	4 Pat SMITH	Kawasaki -	4	7:47.868	32.089	0.753	61.06	1:45.142	3
10	69	J	6 Connor HALL	Kawasaki - S & Y CERAMICS	4	7:48.220	32.441	0.352	61.01	1:45.388	3
11	64	S	5 Mike DEVALL	Kawasaki -	4	7:51.170	35.391	2.950	60.63	1:46.575	3
12	20	J	7 Kai DICKINSON	Kawasaki - Dad	4	8:01.754	45.975	10.584	59.30	1:49.583	3
13	73	S	6 Michael SHARMAN	Kawasaki -	4	8:09.009	53.230	7.255	58.42	1:51.809	4

NOT CLASSIFIED

DNF	9	S	Graham HAW	Kawasaki - Graham Haw joinery	3	5:49.946	1 Lap	1 Lap	61.23	1:43.973	2
DNF	26	J	Luke HOPKINS	Kawasaki - MUM	2	4:05.659	2 Laps	1 Lap	58.14	1:43.015	2
DNF	93	S	Monica ISAAC	Kawasaki - Fins Motorcycles	0						

FASTEST LAP

46	J	Harry ROWLINGS	Kawasaki -	2	1:39.235	71.97 mph	115.83 kph
126	S	Gareth HOPKINS	Kawasaki -	4	1:42.790	69.48 mph	111.82 kph

Race stopped

Class J - 90% of Race Speed = 59.00 mph

Class S - 90% of Race Speed = 56.88 mph

Snetterton 200

Circuit Length = 1.9840 miles

Start: 09:21 Flag 09:28 End: 09:31

Weather / Track : Cloudy / Wet

These results are provisional until the conclusion of any judicial and technical matters.

Clerk Of Course :	Timekeeper :
-------------------	--------------

Results can be found at www.tsl-timing.com

Printed - 09:34 Sunday, 25 October 2015



BMCRC - MRO Championships 2015 - Rnd 10 @ Snetterton 200

DFDS Seaways Yamaha Past Masters & ACU Kawasaki Junior Cup & Senior 300 Series

RACE 16 - LAP CHART

LAP 1 @ 09:23:24.475			LAP 3 @ 09:26:37.360		
NO	BEHIND	LAP TIME	NO	BEHIND	LAP TIME
101		1:43.067	101		1:35.733
14	0.286	1:43.353	6	0.072	1:35.327
50	1.143	1:44.210	14	2.210	1:36.886
6	1.462	1:44.529	50	2.745	1:36.170
7	2.704	1:45.771	7	8.008	1:39.118
75	4.335	1:47.402	75	10.749	1:38.596
74	5.119	1:48.186	74	11.866	1:39.279
10	5.616	1:48.683	10	16.162	1:42.232
36	7.150	1:50.217	36	17.270	1:41.581
81	11.148	1:54.215	81	28.113	1:44.751
11	11.907	1:54.974	63	31.443	1:44.560
29	12.007	1:55.074	29	32.755	1:47.159
63	14.146	1:57.213	52	33.108	1:45.689
52	14.662	1:57.729	11	34.772	1:49.002
46	31.536	2:14.603	46	37.125	1:39.239
19	32.961	2:16.028	19	40.472	1:41.062
18	35.357	2:18.424	18	47.814	1:42.170
9	37.420	2:20.487	126	53.254	1:44.442
126	38.109	2:21.176	9	53.994	1:45.486
113	38.174	2:21.241	113	54.479	1:44.389
26	39.577	2:22.644	111	55.552	1:44.277
111	40.330	2:23.397	3	1:03.838	1:47.187
3	41.404	2:24.471	37	1:04.303	1:47.352
37	43.106	2:26.173	139	1:05.474	1:45.142
69	45.540	2:28.607	69	1:06.254	1:45.388
64	46.964	2:30.031	64	1:08.542	1:46.575
139	47.116	2:30.183	20	1:15.457	1:49.583
73	48.490	2:31.557	73	1:21.248	1:52.693
20	48.812	2:31.879			

LAP 2 @ 09:25:01.627			LAP 4 @ 09:28:12.772		
NO	BEHIND	LAP TIME	NO	BEHIND	LAP TIME
101		1:37.152	6		1:35.340
6	0.478	1:36.168	101	0.402	1:35.814
14	1.057	1:37.923	14	3.966	1:37.168
50	2.308	1:38.317	50	4.453	1:37.120
7	4.623	1:39.071	7	11.160	1:38.564
75	7.886	1:40.703	75	11.604	1:36.267
74	8.320	1:40.353	74	14.812	1:38.358
10	9.663	1:41.199	10	23.118	1:42.368
36	11.422	1:41.424	36	23.800	1:41.942
81	19.095	1:45.099	81	37.967	1:45.266
29	21.329	1:46.474	63	42.069	1:46.038
11	21.503	1:46.748	52	43.835	1:46.139
63	22.616	1:45.622	46	44.415	1:42.702
52	23.152	1:45.642	29	45.514	1:48.171
46	33.619	1:39.235	11	46.020	1:46.660
19	35.143	1:39.334	19	46.275	1:41.215
18	41.377	1:43.172	18	54.972	1:42.570
9	44.241	1:43.973	126	1:00.632	1:42.790
126	44.545	1:43.588	113	1:03.483	1:44.416
26	45.440	1:43.015	111	1:04.828	1:44.688
113	45.823	1:44.801	37	1:14.301	1:45.410
111	47.008	1:43.830	3	1:15.751	1:47.325
3	52.384	1:48.132	139	1:16.504	1:46.442
37	52.684	1:46.730	69	1:16.856	1:46.014
139	56.065	1:46.101	64	1:19.806	1:46.676
69	56.599	1:48.211	20	1:30.390	1:50.345
64	57.700	1:47.888	73	1:37.645	1:51.809
20	1:01.607	1:49.947			
73	1:04.288	1:52.950			

Weather / Track : Cloudy / Wet

Results can be found at www.tsl-timing.com

Snetterton 200

Circuit Length = 1.9840 miles

Start: 09:21 Flag 09:28 End: 09:31

Printed - 09:36 Sunday, 25 October 2015

BMCRC - MRO Championships 2015 - Rnd 10 @ Snetterton 200

DFDS Seaways Yamaha Past Masters & ACU Kawasaki Junior Cup & Senior 300 Series

RACE 16 - SECTOR ANALYSIS

SECTOR 1 = FL to I1, SECTOR 2 = I1 to FL, DIFF = Difference To Personal Best Lap

P1 6		Matt BARBER		Yamaha -			
IDEAL LAP TIME : 1:35.256		BEST LAP TIME : 1:35.327		DIFFERENCE : 0.071			
LAP	SECTOR 1	SECTOR 2	LAP TIME	MPH	DIFF	TIME OF DAY	
1 -		51.554	1:44.529	68.33	9.202	09:23:25.937	
2 -	45.063	51.105	1:36.168 (3)	74.27	0.841	09:25:02.105	
3 -	44.609	50.718	1:35.327 (1)	74.92		09:26:37.432	
4 -	44.693	50.647	1:35.340 (2)	74.91	0.013	09:28:12.772	

P2 101		Andrew DAVIES		Yamaha -			
IDEAL LAP TIME : 1:35.442		BEST LAP TIME : 1:35.733		DIFFERENCE : 0.291			
LAP	SECTOR 1	SECTOR 2	LAP TIME	MPH	DIFF	TIME OF DAY	
1 -		52.705	1:43.067	69.29	7.334	09:23:24.475	
2 -	45.912	51.240	1:37.152 (3)	73.51	1.419	09:25:01.627	
3 -	44.550	51.183	1:35.733 (1)	74.60		09:26:37.360	
4 -	44.259	51.555	1:35.814 (2)	74.54	0.081	09:28:13.174	

P3 14		Doug EDMONDSON		Yamaha - Wave Racing Developments			
IDEAL LAP TIME : 1:36.742		BEST LAP TIME : 1:36.886		DIFFERENCE : 0.144			
LAP	SECTOR 1	SECTOR 2	LAP TIME	MPH	DIFF	TIME OF DAY	
1 -		53.244	1:43.353	69.10	6.467	09:23:24.761	
2 -	46.070	51.853	1:37.923 (3)	72.94	1.037	09:25:02.684	
3 -	45.120	51.766	1:36.886 (1)	73.72		09:26:39.570	
4 -	45.546	51.622	1:37.168 (2)	73.50	0.282	09:28:16.738	

P4 50		Graham HIGLETT		Yamaha - Face to Face Finance			
IDEAL LAP TIME : 1:36.170		BEST LAP TIME : 1:36.170		DIFFERENCE : 0.000			
LAP	SECTOR 1	SECTOR 2	LAP TIME	MPH	DIFF	TIME OF DAY	
1 -		52.661	1:44.210	68.53	8.040	09:23:25.618	
2 -	45.619	52.698	1:38.317 (3)	72.64	2.147	09:25:03.935	
3 -	44.655	51.515	1:36.170 (1)	74.26		09:26:40.105	
4 -	45.287	51.833	1:37.120 (2)	73.54	0.950	09:28:17.225	

P5 7 C		Kevin MARSHALL		Yamaha -			
IDEAL LAP TIME : 1:38.493		BEST LAP TIME : 1:38.564		DIFFERENCE : 0.071			
LAP	SECTOR 1	SECTOR 2	LAP TIME	MPH	DIFF	TIME OF DAY	
1 -		53.124	1:45.771	67.52	7.207	09:23:27.179	
2 -	46.537	52.534	1:39.071 (2)	72.09	0.507	09:25:06.250	
3 -	45.968	53.150	1:39.118 (3)	72.06	0.554	09:26:45.368	
4 -	45.959	52.605	1:38.564 (1)	72.46		09:28:23.932	

P6 75 C		Steve HIGERTY		Yamaha - Wave Racing Developments			
IDEAL LAP TIME : 1:36.267		BEST LAP TIME : 1:36.267		DIFFERENCE : 0.000			
LAP	SECTOR 1	SECTOR 2	LAP TIME	MPH	DIFF	TIME OF DAY	
1 -		53.764	1:47.402	66.50	11.135	09:23:28.810	
2 -	47.684	53.019	1:40.703 (3)	70.92	4.436	09:25:09.513	
3 -	46.466	52.130	1:38.596 (2)	72.44	2.329	09:26:48.109	
4 -	45.208	51.059	1:36.267 (1)	74.19		09:28:24.376	

P7 10 C		Marc PRENTICE		Yamaha -			
IDEAL LAP TIME :		BEST LAP TIME : 1:41.199		DIFFERENCE :			
LAP	SECTOR 1	SECTOR 2	LAP TIME	MPH	DIFF	TIME OF DAY	
1 -			1:48.683	65.71	7.484	09:23:30.091	
2 -			1:41.199 (1)	70.57		09:25:11.290	
3 -			1:42.232 (2)	69.86	1.033	09:26:53.522	
4 -			1:42.368 (3)	69.77	1.169	09:28:35.890	

Weather / Track : Cloudy / Wet

Snetterton 200

Circuit Length = 1.9840 miles

Start: 09:21 Flag 09:28 End: 09:31

BMCRC - MRO Championships 2015 - Rnd 10 @ Snetterton 200

DFDS Seaways Yamaha Past Masters & ACU Kawasaki Junior Cup & Senior 300 Series

RACE 16 - SECTOR ANALYSIS

SECTOR 1 = FL to I1, SECTOR 2 = I1 to FL, DIFF = Difference To Personal Best Lap

P8 36 C Paul DAVIES		Yamaha - kdstudios				
IDEAL LAP TIME : 1:40.841		BEST LAP TIME : 1:41.424		DIFFERENCE : 0.583		
LAP	SECTOR 1	SECTOR 2	LAP TIME	MPH	DIFF	TIME OF DAY
1 -		53.788	1:50.217	64.80	8.793	09:23:31.625
2 -	47.263	54.161	1:41.424 (1)	70.42		09:25:13.049
3 -	47.053	54.528	1:41.581 (2)	70.31	0.157	09:26:54.630
4 -	47.202	54.740	1:41.942 (3)	70.06	0.518	09:28:36.572

P9 81 R Scott GRANT		Yamaha - SEAGER engineering/Interim FM Solutions				
IDEAL LAP TIME : 1:44.751		BEST LAP TIME : 1:44.751		DIFFERENCE : 0.000		
LAP	SECTOR 1	SECTOR 2	LAP TIME	MPH	DIFF	TIME OF DAY
1 -		57.754	1:54.215	62.53	9.464	09:23:35.623
2 -	49.382	55.717	1:45.099 (2)	67.96	0.348	09:25:20.722
3 -	49.121	55.630	1:44.751 (1)	68.18		09:27:05.473
4 -	49.168	56.098	1:45.266 (3)	67.85	0.515	09:28:50.739

P10 63 R Stephen JOHNSON		Yamaha -				
IDEAL LAP TIME : 1:44.381		BEST LAP TIME : 1:44.560		DIFFERENCE : 0.179		
LAP	SECTOR 1	SECTOR 2	LAP TIME	MPH	DIFF	TIME OF DAY
1 -		58.456	1:57.213	60.93	12.653	09:23:38.621
2 -	49.527	56.095	1:45.622 (2)	67.62	1.062	09:25:24.243
3 -	49.175	55.385	1:44.560 (1)	68.31		09:27:08.803
4 -	48.996	57.042	1:46.038 (3)	67.35	1.478	09:28:54.841

P11 52 C Tim HALL		Yamaha -				
IDEAL LAP TIME : 1:45.564		BEST LAP TIME : 1:45.642		DIFFERENCE : 0.078		
LAP	SECTOR 1	SECTOR 2	LAP TIME	MPH	DIFF	TIME OF DAY
1 -		59.396	1:57.729	60.66	12.087	09:23:39.137
2 -	49.511	56.131	1:45.642 (1)	67.61		09:25:24.779
3 -	49.636	56.053	1:45.689 (2)	67.58	0.047	09:27:10.468
4 -	49.516	56.623	1:46.139 (3)	67.29	0.497	09:28:56.607

P12 46 J Harry ROWLINGS		Kawasaki -				
IDEAL LAP TIME : 1:39.136		BEST LAP TIME : 1:39.235		DIFFERENCE : 0.099		
LAP	SECTOR 1	SECTOR 2	LAP TIME	MPH	DIFF	TIME OF DAY
1 -		53.009	2:14.603	53.06	35.368	09:23:56.011
2 -	46.728	52.507	1:39.235 (1)	71.97		09:25:35.246
3 -	46.831	52.408	1:39.239 (2)	71.97	0.004	09:27:14.485
4 -	47.357	55.345	1:42.702 (3)	69.54	3.467	09:28:57.187

P13 29 R Giles HARWOOD		Yamaha -				
IDEAL LAP TIME : 1:46.381		BEST LAP TIME : 1:46.474		DIFFERENCE : 0.093		
LAP	SECTOR 1	SECTOR 2	LAP TIME	MPH	DIFF	TIME OF DAY
1 -		57.955	1:55.074	62.06	8.600	09:23:36.482
2 -	49.030	57.444	1:46.474 (1)	67.08		09:25:22.956
3 -	49.249	57.910	1:47.159 (2)	66.65	0.685	09:27:10.115
4 -	48.937	59.234	1:48.171 (3)	66.03	1.697	09:28:58.286

P14 11 R Paul MIDDLETON		Yamaha -				
IDEAL LAP TIME : 1:45.408		BEST LAP TIME : 1:46.660		DIFFERENCE : 1.252		
LAP	SECTOR 1	SECTOR 2	LAP TIME	MPH	DIFF	TIME OF DAY
1 -		56.639	1:54.974	62.12	8.314	09:23:36.382
2 -	49.488	57.260	1:46.748 (2)	66.91	0.088	09:25:23.130
3 -	49.758	59.244	1:49.002 (3)	65.52	2.342	09:27:12.132
4 -	48.769	57.891	1:46.660 (1)	66.96		09:28:58.792

Weather / Track : Cloudy / Wet

Snetterton 200
Circuit Length = 1.9840 miles
Start: 09:21 Flag 09:28 End: 09:31

BMCRC - MRO Championships 2015 - Rnd 10 @ Snetterton 200

DFDS Seaways Yamaha Past Masters & ACU Kawasaki Junior Cup & Senior 300 Series

RACE 16 - SECTOR ANALYSIS

SECTOR 1 = FL to I1, SECTOR 2 = I1 to FL, DIFF = Difference To Personal Best Lap

P15 19 J James ALDERSON		Kawasaki - NGK, YRF, EC1 Drinks, Burnell Fencing, Bikewise,				
IDEAL LAP TIME : 1:39.334		BEST LAP TIME : 1:39.334		DIFFERENCE : 0.000		
LAP	SECTOR 1	SECTOR 2	LAP TIME	MPH	DIFF	TIME OF DAY
1 -		52.909	2:16.028	52.50	36.694	09:23:57.436
2 -	47.112	52.222	1:39.334 (1)	71.90		09:25:36.770
3 -	48.509	52.553	1:41.062 (2)	70.67	1.728	09:27:17.832
4 -	47.906	53.309	1:41.215 (3)	70.56	1.881	09:28:59.047

P16 18 J Alex MURLEY		Kawasaki - Redfern Stevens - Fast Response Metal Engineerir				
IDEAL LAP TIME : 1:41.804		BEST LAP TIME : 1:42.170		DIFFERENCE : 0.366		
LAP	SECTOR 1	SECTOR 2	LAP TIME	MPH	DIFF	TIME OF DAY
1 -		54.926	2:18.424	51.59	36.254	09:23:59.832
2 -	47.692	55.480	1:43.172 (3)	69.22	1.002	09:25:43.004
3 -	47.673	54.497	1:42.170 (1)	69.90		09:27:25.174
4 -	47.307	55.263	1:42.570 (2)	69.63	0.400	09:29:07.744

P17 126 S Gareth HOPKINS		Kawasaki -				
IDEAL LAP TIME : 1:42.249		BEST LAP TIME : 1:42.790		DIFFERENCE : 0.541		
LAP	SECTOR 1	SECTOR 2	LAP TIME	MPH	DIFF	TIME OF DAY
1 -		55.246	2:21.176	50.59	38.386	09:24:02.584
2 -	48.407	55.181	1:43.588 (2)	68.95	0.798	09:25:46.172
3 -	49.228	55.214	1:44.442 (3)	68.38	1.652	09:27:30.614
4 -	48.948	53.842	1:42.790 (1)	69.48		09:29:13.404

P18 113 J Dean BRADLEY		Kawasaki -				
IDEAL LAP TIME : 1:43.697		BEST LAP TIME : 1:44.389		DIFFERENCE : 0.692		
LAP	SECTOR 1	SECTOR 2	LAP TIME	MPH	DIFF	TIME OF DAY
1 -		54.763	2:21.241	50.56	36.852	09:24:02.649
2 -	49.282	55.519	1:44.801 (3)	68.15	0.412	09:25:47.450
3 -	48.934	55.455	1:44.389 (1)	68.42		09:27:31.839
4 -	49.624	54.792	1:44.416 (2)	68.40	0.027	09:29:16.255

P19 111 S Karl FITT		Kawasaki -				
IDEAL LAP TIME : 1:43.436		BEST LAP TIME : 1:43.830		DIFFERENCE : 0.394		
LAP	SECTOR 1	SECTOR 2	LAP TIME	MPH	DIFF	TIME OF DAY
1 -		56.122	2:23.397	49.80	39.567	09:24:04.805
2 -	48.966	54.864	1:43.830 (1)	68.79		09:25:48.635
3 -	48.572	55.705	1:44.277 (2)	68.49	0.447	09:27:32.912
4 -	49.040	55.648	1:44.688 (3)	68.22	0.858	09:29:17.600

P20 37 S Craig CLEMONS		Kawasaki - Naomi				
IDEAL LAP TIME : 1:45.410		BEST LAP TIME : 1:45.410		DIFFERENCE : 0.000		
LAP	SECTOR 1	SECTOR 2	LAP TIME	MPH	DIFF	TIME OF DAY
1 -		56.538	2:26.173	48.86	40.763	09:24:07.581
2 -	49.854	56.876	1:46.730 (2)	66.92	1.320	09:25:54.311
3 -	49.911	57.441	1:47.352 (3)	66.53	1.942	09:27:41.663
4 -	49.647	55.763	1:45.410 (1)	67.75		09:29:27.073

P21 3 J Joey LAMB DEN		Kawasaki -				
IDEAL LAP TIME : 1:46.201		BEST LAP TIME : 1:47.187		DIFFERENCE : 0.986		
LAP	SECTOR 1	SECTOR 2	LAP TIME	MPH	DIFF	TIME OF DAY
1 -		56.364	2:24.471	49.43	37.284	09:24:05.879
2 -	50.428	57.704	1:48.132 (3)	66.05	0.945	09:25:54.011
3 -	49.837	57.350	1:47.187 (1)	66.63		09:27:41.198
4 -	50.002	57.323	1:47.325 (2)	66.55	0.138	09:29:28.523

Weather / Track : Cloudy / Wet

Snetterton 200
Circuit Length = 1.9840 miles
Start: 09:21 Flag 09:28 End: 09:31

BMCRC - MRO Championships 2015 - Rnd 10 @ Snetterton 200

DFDS Seaways Yamaha Past Masters & ACU Kawasaki Junior Cup & Senior 300 Series

RACE 16 - SECTOR ANALYSIS

SECTOR 1 = FL to I1, SECTOR 2 = I1 to FL, DIFF = Difference To Personal Best Lap

P22 139 S Pat SMITH		Kawasaki -				
IDEAL LAP TIME : 1:44.765		BEST LAP TIME : 1:45.142		DIFFERENCE : 0.377		
LAP	SECTOR 1	SECTOR 2	LAP TIME	MPH	DIFF	TIME OF DAY
1 -		59.182	2:30.183	47.55	45.041	09:24:11.591
2 -	50.332	55.769	1:46.101 (2)	67.31	0.959	09:25:57.692
3 -	48.996	56.146	1:45.142 (1)	67.93		09:27:42.834
4 -	49.878	56.564	1:46.442 (3)	67.10	1.300	09:29:29.276

P23 69 J Connor HALL		Kawasaki - S & Y CERAMICS				
IDEAL LAP TIME : 1:45.388		BEST LAP TIME : 1:45.388		DIFFERENCE : 0.000		
LAP	SECTOR 1	SECTOR 2	LAP TIME	MPH	DIFF	TIME OF DAY
1 -		58.229	2:28.607	48.06	43.219	09:24:10.015
2 -	50.314	57.897	1:48.211 (3)	66.00	2.823	09:25:58.226
3 -	48.893	56.495	1:45.388 (1)	67.77		09:27:43.614
4 -	48.934	57.080	1:46.014 (2)	67.37	0.626	09:29:29.628

P24 64 S Mike DEVAL		Kawasaki -				
IDEAL LAP TIME : 1:45.888		BEST LAP TIME : 1:46.575		DIFFERENCE : 0.687		
LAP	SECTOR 1	SECTOR 2	LAP TIME	MPH	DIFF	TIME OF DAY
1 -		59.806	2:30.031	47.60	43.456	09:24:11.439
2 -	50.932	56.956	1:47.888 (3)	66.20	1.313	09:25:59.327
3 -	49.788	56.787	1:46.575 (1)	67.01		09:27:45.902
4 -	50.576	56.100	1:46.676 (2)	66.95	0.101	09:29:32.578

P25 20 J Kai DICKINSON		Kawasaki - Dad				
IDEAL LAP TIME : 1:48.893		BEST LAP TIME : 1:49.583		DIFFERENCE : 0.690		
LAP	SECTOR 1	SECTOR 2	LAP TIME	MPH	DIFF	TIME OF DAY
1 -		1:00.622	2:31.879	47.02	42.296	09:24:13.287
2 -	51.176	58.771	1:49.947 (2)	64.96	0.364	09:26:03.234
3 -	51.053	58.530	1:49.583 (1)	65.17		09:27:52.817
4 -	52.505	57.840	1:50.345 (3)	64.72	0.762	09:29:43.162

P26 73 S Michael SHARMAN		Kawasaki -				
IDEAL LAP TIME : 1:50.627		BEST LAP TIME : 1:51.809		DIFFERENCE : 1.182		
LAP	SECTOR 1	SECTOR 2	LAP TIME	MPH	DIFF	TIME OF DAY
1 -		1:00.781	2:31.557	47.12	39.748	09:24:12.965
2 -	53.168	59.782	1:52.950 (3)	63.23	1.141	09:26:05.915
3 -	51.478	1:01.215	1:52.693 (2)	63.38	0.884	09:27:58.608
4 -	52.660	59.149	1:51.809 (1)	63.88		09:29:50.417

P27 74 C Paul WHITBY		Yamaha - Prestige Decor Ltd				
IDEAL LAP TIME : 1:38.358		BEST LAP TIME : 1:38.358		DIFFERENCE : 0.000		
LAP	SECTOR 1	SECTOR 2	LAP TIME	MPH	DIFF	TIME OF DAY
1 -		53.872	1:48.186	66.02	9.828	09:23:29.594
2 -	46.814	53.539	1:40.353 (3)	71.17	1.995	09:25:09.947
3 -	46.284	52.995	1:39.279 (2)	71.94	0.921	09:26:49.226
4 -	45.841	52.517	1:38.358 (1)	72.61		09:28:27.584

P28 9 S Graham HAW		Kawasaki - Graham Haw joinery				
IDEAL LAP TIME : 1:42.800		BEST LAP TIME : 1:43.973		DIFFERENCE : 1.173		
LAP	SECTOR 1	SECTOR 2	LAP TIME	MPH	DIFF	TIME OF DAY
1 -		54.701	2:20.487 (3)	50.84	36.514	09:24:01.895
2 -	48.099	55.874	1:43.973 (1)	68.69		09:25:45.868
3 -	48.965	56.521	1:45.486 (2)	67.71	1.513	09:27:31.354

Weather / Track : Cloudy / Wet

Snetterton 200
Circuit Length = 1.9840 miles
Start: 09:21 Flag 09:28 End: 09:31

BMCRC - MRO Championships 2015 - Rnd 10 @ Snetterton 200

DFDS Seaways Yamaha Past Masters & ACU Kawasaki Junior Cup & Senior 300 Series

RACE 16 - SECTOR ANALYSIS

SECTOR 1 = FL to I1, SECTOR 2 = I1 to FL, DIFF = Difference To Personal Best Lap

P29 26 J Luke HOPKINS		Kawasaki - MUM				
IDEAL LAP TIME : 1:42.865		BEST LAP TIME : 1:43.015		DIFFERENCE : 0.150		
LAP	SECTOR 1	SECTOR 2	LAP TIME	MPH	DIFF	TIME OF DAY
1 -		55.833	2:22.644 (2)	50.07	39.629	09:24:04.052
2 -	48.035	54.980	1:43.015 (1)	69.33		09:25:47.067

BMCRC - MRO Championships 2015 - Rnd 10 @ Snetterton 200

DFDS Seaways Yamaha Past Masters & ACU Kawasaki Junior Cup & Senior 300 Series

RACE 16 - BEST SECTORS

SECTOR 1			SECTOR 2			IDEAL / BEST COMPARISON						
POS	NO	NAME	TIME	NO	NAME	TIME	POS	NO	NAME	IDEAL	BEST	DIFF
									PERFECT LAP	1:34.906		
1	101	DAVIES	44.259	6	BARBER	50.647	1	6	BARBER	1:35.256	1:35.327	0.071
2	6	BARBER	44.609	75	HIGERTY	51.059	2	101	DAVIES	1:35.442	1:35.733	0.291
3	50	HIGLETT	44.655	101	DAVIES	51.183	3	50	HIGLETT	1:36.170	1:36.170	0.000
4	14	EDMONDSON	45.120	50	HIGLETT	51.515	4	75	HIGERTY	1:36.267	1:36.267	0.000
5	75	HIGERTY	45.208	14	EDMONDSON	51.622	5	14	EDMONDSON	1:36.742	1:36.886	0.144
6	74	WHITBY	45.841	19	ALDERSON	52.222	6	74	WHITBY	1:38.358	1:38.358	0.000
7	7	MARSHALL	45.959	46	ROWLINGS	52.408	7	7	MARSHALL	1:38.493	1:38.564	0.071
8	46	ROWLINGS	46.728	74	WHITBY	52.517	8	46	ROWLINGS	1:39.136	1:39.235	0.099
9	36	DAVIES	47.053	7	MARSHALL	52.534	9	19	ALDERSON	1:39.334	1:39.334	0.000
10	19	ALDERSON	47.112	36	DAVIES	53.788	10	36	DAVIES	1:40.841	1:41.424	0.583
11	18	MURLEY	47.307	126	HOPKINS	53.842	11	18	MURLEY	1:41.804	1:42.170	0.366
12	26	HOPKINS	47.885	18	MURLEY	54.497	12	126	HOPKINS	1:42.249	1:42.790	0.541
13	9	HAW	48.099	9	HAW	54.701	13	9	HAW	1:42.800	1:43.973	1.173
14	126	HOPKINS	48.407	113	BRADLEY	54.763	14	26	HOPKINS	1:42.865	1:43.015	0.150
15	111	FITT	48.572	111	FITT	54.864	15	111	FITT	1:43.436	1:43.830	0.394
16	11	MIDDLETON	48.769	26	HOPKINS	54.980	16	113	BRADLEY	1:43.697	1:44.389	0.692
17	69	HALL	48.893	63	JOHNSON	55.385	17	63	JOHNSON	1:44.381	1:44.560	0.179
18	113	BRADLEY	48.934	81	GRANT	55.630	18	81	GRANT	1:44.751	1:44.751	0.000
19	29	HARWOOD	48.937	37	CLEMONS	55.763	19	139	SMITH	1:44.765	1:45.142	0.377
20	63	JOHNSON	48.996	139	SMITH	55.769	20	69	HALL	1:45.388	1:45.388	0.000
21	139	SMITH	48.996	52	HALL	56.053	21	11	MIDDLETON	1:45.408	1:46.660	1.252
22	81	GRANT	49.121	64	DEVALL	56.100	22	37	CLEMONS	1:45.410	1:45.410	0.000
23	52	HALL	49.511	3	LAMB DEN	56.364	23	52	HALL	1:45.564	1:45.642	0.078
24	37	CLEMONS	49.647	69	HALL	56.495	24	64	DEVALL	1:45.888	1:46.575	0.687
25	64	DEVALL	49.788	11	MIDDLETON	56.639	25	3	LAMB DEN	1:46.201	1:47.187	0.986
26	3	LAMB DEN	49.837	29	HARWOOD	57.444	26	29	HARWOOD	1:46.381	1:46.474	0.093
27	20	DICKINSON	51.053	20	DICKINSON	57.840	27	20	DICKINSON	1:48.893	1:49.583	0.690
28	73	SHARMAN	51.478	73	SHARMAN	59.149	28	73	SHARMAN	1:50.627	1:51.809	1.182
29							29	10	PRENTICE		1:41.199	
30												

Weather / Track : Cloudy / Wet

Results can be found at www.tsl-timing.com

Snetterton 200

Circuit Length = 1.9840 miles

Start: 09:21 Flag 09:28 End: 09:31

Printed - 09:36 Sunday, 25 October 2015

BMCRC - MRO Championships 2015 - Rnd 10 @ Snetterton 200

DFDS Seaways Yamaha Past Masters

RACE 8 - CLASSIFICATION

POS	NO	CL	PIC NAME	ENTRY	LAPS	TIME	GAP	DIFF	MPH	BEST	ON
1	50		1 Graham HIGLETT	Yamaha - Face to Face Finance	7	10:17.263			80.99	1:24.771	7
2	6		2 Matt BARBER	Yamaha -	7	10:18.993	1.730	1.730	80.77	1:25.039	7
3	101		3 Andrew DAVIES	Yamaha -	7	10:22.442	5.179	3.449	80.32	1:26.227	6
4	14		4 Doug EDMONDSON	Yamaha - Wave Racing Developments	7	10:31.380	14.117	8.938	79.18	1:26.871	5
5	29	R	1 Giles HARWOOD	Yamaha -	7	10:49.582	32.319	18.202	76.96	1:30.000	5
6	74	C	1 Paul WHITBY	Yamaha - Prestige Decor Ltd	7	10:50.028	32.765	0.446	76.91	1:29.819	7
7	75	C	2 Steve HIGERTY	Yamaha - Wave Racing Developments	7	10:50.040	32.777	0.012	76.91	1:30.729	7
8	169		5 Richard SAWYER	Yamaha -	7	10:55.973	38.710	5.933	76.21	1:31.362	6
9	7	C	3 Kevin MARSHALL	Yamaha -	7	10:58.616	41.353	2.643	75.91	1:31.275	6
10	10	C	4 Marc PRENTICE	Yamaha -	7	10:59.191	41.928	0.575	75.84	1:32.079	7
11	81	R	2 Scott GRANT	Yamaha - SEAGER engineering/Interim FM Solutior	7	11:02.666	45.403	3.475	75.44	1:32.578	6
12	52	C	5 Tim HALL	Yamaha -	7	11:14.413	57.150	11.747	74.13	1:34.134	2

NOT CLASSIFIED

DNF	136		Jeremy HILL	Yamaha -	1	1:36.517	6 Laps	6 Laps	74.00	1:36.517	1
DNF	63	R	Stephen JOHNSON	Yamaha -	1	1:47.681	6 Laps	11.164	66.33	1:47.681	1
DNF	90	C	Mark ELLERAY	Yamaha - Abbot Solutions Ltd	0						

FASTEST LAP

	50		Graham HIGLETT	Yamaha - Face to Face Finance	7	1:24.771		84.25 mph	135.59 kph		
	74	C	Paul WHITBY	Yamaha - Prestige Decor Ltd	7	1:29.819		79.52 mph	127.97 kph		
	29	R	Giles HARWOOD	Yamaha -	5	1:30.000		79.36 mph	127.72 kph		

Class - 90% of Race Speed = 72.89 mph
 Class R - 90% of Race Speed = 69.26 mph
 Class C - 90% of Race Speed = 69.21 mph

Snetterton 200
 Circuit Length = 1.9840 miles
 Start: 13:01 Flag 13:11 End: 13:13

Weather / Track : Cloudy / Drying
 These results are provisional until the conclusion of any judicial and technical matters.

Clerk Of Course :	Timekeeper :
-------------------	--------------

Results can be found at www.tsl-timing.com

Printed - 13:14 Sunday, 25 October 2015



ACU Kawasaki Junior Cup & Senior 300 Series

RACE 8 - CLASSIFICATION

POS	NO	CL	PIC NAME	ENTRY	LAPS	TIME	GAP	DIFF	MPH	BEST	ON
1	18	J	1 Alex MURLEY	Kawasaki - Redfern Stevens - Fast Response Metz	7	11:09.183			74.71	1:30.768	7
2	46	J	2 Harry ROWLINGS	Kawasaki -	7	11:09.246	0.063	0.063	74.70	1:30.639	5
3	19	J	3 James ALDERSON	Kawasaki - NGK, YRF, EC1 Drinks, Burnell Fencing	7	11:09.371	0.188	0.125	74.69	1:30.606	7
4	23	S	1 Carl MITCHELL	Kawasaki - HB REAVIS Real Estate	7	11:26.486	17.303	17.115	72.83	1:31.272	6
5	126	S	2 Gareth HOPKINS	Kawasaki -	7	11:46.058	36.875	19.572	70.81	1:35.565	2
6	26	J	4 Luke HOPKINS	Kawasaki - MUM	7	11:46.393	37.210	0.335	70.77	1:34.441	7
7	3	J	5 Joey LAMBDEN	Kawasaki -	7	11:46.751	37.568	0.358	70.74	1:34.977	7
8	113	J	6 Dean BRADLEY	Kawasaki -	7	11:46.780	37.597	0.029	70.74	1:34.854	7
9	69	J	7 Connor HALL	Kawasaki - S & Y CERAMICS	7	11:47.280	38.097	0.500	70.69	1:33.605	7
10	37	S	3 Craig CLEMONS	Kawasaki - Naomi	7	11:48.730	39.547	1.450	70.54	1:36.067	7
11	139	S	4 Pat SMITH	Kawasaki -	6	10:20.728	1 Lap	1 Lap	69.04	1:37.194	4
12	93	S	5 Monica ISAAC	Kawasaki - Fins Motorcycles	6	10:27.511	1 Lap	6.783	68.29	1:38.175	6
13	20	J	8 Kai DICKINSON	Kawasaki - Dad	6	10:31.883	1 Lap	4.372	67.82	1:38.551	6
14	64	S	6 Mike DEVALL	Kawasaki -	6	10:35.642	1 Lap	3.759	67.42	1:40.024	6
15	73	S	7 Michael SHARMAN	Kawasaki -	6	10:45.975	1 Lap	10.333	66.34	1:41.513	4
16	8	S	8 Graham TOWLER	Kawasaki -	6	11:46.896	1 Lap	1:00.921	60.62	1:51.200	4

FASTEST LAP

19	J	James ALDERSON	Kawasaki - NGK, YRF, EC1 Drinks, Burnell Fencing	7	1:30.606	78.83 mph	126.86 kph
23	S	Carl MITCHELL	Kawasaki - HB REAVIS Real Estate	6	1:31.272	78.25 mph	125.94 kph

Class J - 90% of Race Speed = 67.23 mph

Class S - 90% of Race Speed = 65.54 mph

Snetterton 200

Circuit Length = 1.9840 miles

Start: 13:01 Flag 13:11 End: 13:13

Weather / Track : Cloudy / Drying

These results are provisional until the conclusion of any judicial and technical matters.

Clerk Of Course :	Timekeeper :
-------------------	--------------

Results can be found at www.tsl-timing.com

Printed - 13:16 Sunday, 25 October 2015



BMCRC - MRO Championships 2015 - Rnd 10 @ Snetterton 200

DFDS Seaways Yamaha Past Masters & ACU Kawasaki Junior Cup & Senior 300 Series

RACE 8 - LAP CHART

LAP 1 @ 13:02:48.850

NO	BEHIND	LAP TIME
6		1:35.230
101	0.410	1:35.640
14	0.509	1:35.739
50	0.908	1:36.138
136	1.287	1:36.517
75	2.768	1:37.998
10	5.010	1:40.240
29	6.563	1:41.793
7	6.785	1:42.015
74	7.448	1:42.678
169	8.166	1:43.396
81	8.734	1:43.964
52	9.357	1:44.587
63	12.451	1:47.681
18	25.867	2:01.097
46	25.951	2:01.181
19	26.305	2:01.535
126	29.293	2:04.523
3	32.652	2:07.882
113	32.978	2:08.208
23	33.368	2:08.598
37	33.658	2:08.888
139	34.616	2:09.846
26	35.276	2:10.506
69	36.000	2:11.230
20	36.981	2:12.211
64	37.999	2:13.229
93	38.258	2:13.488
73	40.789	2:16.019
8	50.886	2:26.116

LAP 2 @ 13:04:18.217

NO	BEHIND	LAP TIME
101		1:28.957
6	0.060	1:29.427
50	0.500	1:28.959
14	1.196	1:30.054
75	5.506	1:32.105
10	9.332	1:33.689
29	9.423	1:32.227
74	11.090	1:33.009
7	11.379	1:33.961
169	12.091	1:33.292
81	12.495	1:33.128
52	14.124	1:34.134
18	28.592	1:32.092
46	28.652	1:32.068
19	29.118	1:32.180
126	35.491	1:35.565
23	40.883	1:36.882
3	41.131	1:37.846
113	41.883	1:38.272
37	42.393	1:38.102
26	42.923	1:37.014
139	43.088	1:37.839
69	44.177	1:37.544
20	47.963	1:40.349
93	48.104	1:39.213
64	49.016	1:40.384
73	54.112	1:42.690
8	1:13.675	1:52.156

LAP 3 @ 13:05:46.669

NO	BEHIND	LAP TIME
6		1:28.392
50	0.428	1:28.380
101	0.490	1:28.942
14	0.970	1:28.226
75	10.043	1:32.989
29	11.714	1:30.743
74	14.836	1:32.198
10	15.071	1:34.191
169	15.993	1:32.354
7	16.388	1:33.461
81	17.110	1:33.067
52	20.622	1:34.950
18	31.717	1:31.577
46	31.773	1:31.573
19	32.054	1:31.388
126	43.640	1:36.601
23	44.410	1:31.979
3	49.535	1:36.856
113	50.309	1:36.878
37	50.709	1:36.768
26	52.380	1:37.909
139	52.861	1:38.225
69	52.902	1:37.177
93	58.948	1:39.296
20	1:00.242	1:40.731
64	1:01.385	1:40.821
73	1:07.452	1:41.792

LAP 4 @ 13:07:14.995

NO	BEHIND	LAP TIME
50		1:27.898
6	0.765	1:29.091
101	0.927	1:28.763
14	1.363	1:28.719
8	1 Lap	1:52.176
75	14.292	1:32.575
29	16.334	1:32.946
74	17.707	1:31.197
169	20.241	1:32.574
10	20.355	1:33.610
7	21.532	1:33.470
81	21.595	1:32.811
52	27.316	1:35.020
18	34.509	1:31.118
46	34.876	1:31.429
19	34.955	1:31.227
23	49.278	1:33.194
126	51.654	1:36.340
3	58.011	1:36.802
113	58.303	1:36.320
37	58.658	1:36.275
26	59.297	1:35.243
69	1:01.112	1:36.536
139	1:01.729	1:37.194
93	1:09.675	1:39.053
20	1:11.852	1:39.936
64	1:13.743	1:40.684
73	1:20.639	1:41.513

LAP 5 @ 13:08:40.765

NO	BEHIND	LAP TIME
50		1:25.770
6	1.699	1:26.704
101	1.812	1:26.655
14	2.464	1:26.871
75	20.166	1:31.644
29	20.564	1:30.000
74	23.224	1:31.287
169	26.093	1:31.622
10	27.290	1:32.705
7	28.743	1:32.981
81	29.913	1:34.088
8	1 Lap	1:51.200
52	36.472	1:34.926
18	39.693	1:30.954
46	39.745	1:30.639
19	40.060	1:30.875
23	55.908	1:32.400
126	1:03.021	1:37.137
3	1:08.778	1:36.537
26	1:08.918	1:35.391
113	1:08.967	1:36.434
37	1:09.433	1:36.545
69	1:11.623	1:36.281
139	1:15.280	1:39.321
93	1:22.191	1:38.286

LAP 6 @ 13:10:06.112

NO	BEHIND	LAP TIME
50		1:25.347
20	1 Lap	1:40.105
6	1.462	1:25.110
101	2.692	1:26.227
64	1 Lap	1:40.500
14	5.865	1:28.748
73	1 Lap	1:42.059
29	26.493	1:31.276
75	26.819	1:32.000
74	27.717	1:29.840
169	32.108	1:31.362
10	34.620	1:32.677
7	34.671	1:31.275
81	37.144	1:32.578
18	45.923	1:31.577
46	45.989	1:31.591
19	46.273	1:31.560
52	46.890	1:35.765
8	1 Lap	1:51.510
23	1:01.833	1:31.272
126	1:15.452	1:37.778
3	1:19.282	1:35.851
113	1:19.434	1:35.814
26	1:19.460	1:35.889
37	1:20.171	1:36.085
69	1:21.183	1:34.907

LAP 7 @ 13:11:30.883

NO	BEHIND	LAP TIME
50		1:24.771
6	1.730	1:25.039
139	1 Lap	1:38.303
101	5.179	1:27.258

93	1 Lap	1:38.175
14	14.117	1:33.023
20	1 Lap	1:38.551
64	1 Lap	1:40.024
73	1 Lap	1:41.902
29	32.319	1:30.597
74	32.765	1:29.819
75	32.777	1:30.729
169	38.710	1:31.373
7	41.353	1:31.453
10	41.928	1:32.079
81	45.403	1:33.030
18	51.920	1:30.768
46	51.983	1:30.765
19	52.108	1:30.606
52	57.150	1:35.031
23	1:09.223	1:32.161
126	1:28.795	1:38.114
26	1:29.130	1:34.441
3	1:29.488	1:34.977
113	1:29.517	1:34.854
8	1 Lap	1:53.738
69	1:30.017	1:33.605
37	1:31.467	1:36.067

Weather / Track : Cloudy / Drying

Results can be found at www.tsl-timing.com

Snetterton 200

Circuit Length = 1.9840 miles

Start: 13:01 Flag 13:11 End: 13:13

Printed - 13:17 Sunday, 25 October 2015

BMCRC - MRO Championships 2015 - Rnd 10 @ Snetterton 200

DFDS Seaways Yamaha Past Masters & ACU Kawasaki Junior Cup & Senior 300 Series

RACE 8 - SECTOR ANALYSIS

SECTOR 1 = FL to I1, SECTOR 2 = I1 to FL, DIFF = Difference To Personal Best Lap

P1 50		Graham HIGLETT		Yamaha - Face to Face Finance		
IDEAL LAP TIME : 1:24.771		BEST LAP TIME : 1:24.771		DIFFERENCE : 0.000		
LAP	SECTOR 1	SECTOR 2	LAP TIME	MPH	DIFF	TIME OF DAY
1 -		47.932	1:36.138	74.29	11.367	13:02:49.758
2 -	42.126	46.833	1:28.959	80.29	4.188	13:04:18.717
3 -	41.666	46.714	1:28.380	80.81	3.609	13:05:47.097
4 -	41.865	46.033	1:27.898	81.25	3.127	13:07:14.995
5 -	41.138	44.632	1:25.770 (3)	83.27	0.999	13:08:40.765
6 -	40.769	44.578	1:25.347 (2)	83.68	0.576	13:10:06.112
7 -	40.218	44.553	1:24.771 (1)	84.25		13:11:30.883

P2 6		Matt BARBER		Yamaha -		
IDEAL LAP TIME : 1:24.662		BEST LAP TIME : 1:25.039		DIFFERENCE : 0.377		
LAP	SECTOR 1	SECTOR 2	LAP TIME	MPH	DIFF	TIME OF DAY
1 -		47.842	1:35.230	75.00	10.191	13:02:48.850
2 -	42.341	47.086	1:29.427	79.87	4.388	13:04:18.277
3 -	41.829	46.563	1:28.392	80.80	3.353	13:05:46.669
4 -	42.047	47.044	1:29.091	80.17	4.052	13:07:15.760
5 -	41.041	45.663	1:26.704 (3)	82.37	1.665	13:08:42.464
6 -	40.607	44.503	1:25.110 (2)	83.92	0.071	13:10:07.574
7 -	40.159	44.880	1:25.039 (1)	83.99		13:11:32.613

P3 101		Andrew DAVIES		Yamaha -		
IDEAL LAP TIME : 1:26.227		BEST LAP TIME : 1:26.227		DIFFERENCE : 0.000		
LAP	SECTOR 1	SECTOR 2	LAP TIME	MPH	DIFF	TIME OF DAY
1 -		47.930	1:35.640	74.68	9.413	13:02:49.260
2 -	41.819	47.138	1:28.957	80.29	2.730	13:04:18.217
3 -	42.019	46.923	1:28.942	80.30	2.715	13:05:47.159
4 -	41.788	46.975	1:28.763	80.46	2.536	13:07:15.922
5 -	40.909	45.746	1:26.655 (2)	82.42	0.428	13:08:42.577
6 -	40.542	45.685	1:26.227 (1)	82.83		13:10:08.804
7 -	41.295	45.963	1:27.258 (3)	81.85	1.031	13:11:36.062

P4 14		Doug EDMONDSON		Yamaha - Wave Racing Developments		
IDEAL LAP TIME : 1:26.871		BEST LAP TIME : 1:26.871		DIFFERENCE : 0.000		
LAP	SECTOR 1	SECTOR 2	LAP TIME	MPH	DIFF	TIME OF DAY
1 -		47.765	1:35.739	74.60	8.868	13:02:49.359
2 -	42.213	47.841	1:30.054	79.31	3.183	13:04:19.413
3 -	41.805	46.421	1:28.226 (2)	80.95	1.355	13:05:47.639
4 -	41.611	47.108	1:28.719 (3)	80.50	1.848	13:07:16.358
5 -	41.525	45.346	1:26.871 (1)	82.22		13:08:43.229
6 -	41.585	47.163	1:28.748	80.48	1.877	13:10:11.977
7 -	42.691	50.332	1:33.023	76.78	6.152	13:11:45.000

P5 29 R		Giles HARWOOD		Yamaha -		
IDEAL LAP TIME : 1:29.848		BEST LAP TIME : 1:30.000		DIFFERENCE : 0.152		
LAP	SECTOR 1	SECTOR 2	LAP TIME	MPH	DIFF	TIME OF DAY
1 -		50.353	1:41.793	70.16	11.793	13:02:55.413
2 -	42.763	49.464	1:32.227	77.44	2.227	13:04:27.640
3 -	42.349	48.394	1:30.743 (3)	78.71	0.743	13:05:58.383
4 -	43.614	49.332	1:32.946	76.84	2.946	13:07:31.329
5 -	42.501	47.499	1:30.000 (1)	79.36		13:09:01.329
6 -	43.084	48.192	1:31.276	78.25	1.276	13:10:32.605
7 -	42.709	47.888	1:30.597 (2)	78.83	0.597	13:12:03.202

P6 74 C		Paul WHITBY		Yamaha - Prestige Decor Ltd		
IDEAL LAP TIME : 1:29.212		BEST LAP TIME : 1:29.819		DIFFERENCE : 0.607		
LAP	SECTOR 1	SECTOR 2	LAP TIME	MPH	DIFF	TIME OF DAY
1 -						
2 -						
3 -						
4 -						
5 -						
6 -						
7 -						

Weather / Track : Cloudy / Drying

Snetterton 200
Circuit Length = 1.9840 miles
Start: 13:01 Flag 13:11 End: 13:13

BMCRC - MRO Championships 2015 - Rnd 10 @ Snetterton 200

DFDS Seaways Yamaha Past Masters & ACU Kawasaki Junior Cup & Senior 300 Series

RACE 8 - SECTOR ANALYSIS

SECTOR 1 = FL to I1, SECTOR 2 = I1 to FL, DIFF = Difference To Personal Best Lap

1 -		50.578	1:42.678	69.56	12.859	13:02:56.298
2 -	43.293	49.716	1:33.009	76.79	3.190	13:04:29.307
3 -	42.682	49.516	1:32.198	77.46	2.379	13:06:01.505
4 -	42.846	48.351	1:31.197 (3)	78.31	1.378	13:07:32.702
5 -	42.927	48.360	1:31.287	78.24	1.468	13:09:03.989
6 -	42.249	47.591	1:29.840 (2)	79.50	0.021	13:10:33.829
7 -	41.621	48.198	1:29.819 (1)	79.52		13:12:03.648

P7 75 C Steve HIGERTY			Yamaha - Wave Racing Developments			
IDEAL LAP TIME : 1:30.729		BEST LAP TIME : 1:30.729		DIFFERENCE : 0.000		
LAP	SECTOR 1	SECTOR 2	LAP TIME	MPH	DIFF	TIME OF DAY
1 -		48.894	1:37.998	72.88	7.269	13:02:51.618
2 -	43.202	48.903	1:32.105	77.54	1.376	13:04:23.723
3 -	44.046	48.943	1:32.989	76.81	2.260	13:05:56.712
4 -	44.317	48.258	1:32.575	77.15	1.846	13:07:29.287
5 -	43.661	47.983	1:31.644 (2)	77.93	0.915	13:09:00.931
6 -	43.558	48.442	1:32.000 (3)	77.63	1.271	13:10:32.931
7 -	43.011	47.718	1:30.729 (1)	78.72		13:12:03.660

P8 169 Richard SAWYER			Yamaha -			
IDEAL LAP TIME : 1:31.041		BEST LAP TIME : 1:31.362		DIFFERENCE : 0.321		
LAP	SECTOR 1	SECTOR 2	LAP TIME	MPH	DIFF	TIME OF DAY
1 -		50.883	1:43.396	69.07	12.034	13:02:57.016
2 -	43.557	49.735	1:33.292	76.56	1.930	13:04:30.308
3 -	43.537	48.817	1:32.354	77.33	0.992	13:06:02.662
4 -	43.472	49.102	1:32.574	77.15	1.212	13:07:35.236
5 -	43.181	48.441	1:31.622 (3)	77.95	0.260	13:09:06.858
6 -	43.208	48.154	1:31.362 (1)	78.17		13:10:38.931
7 -	43.513	47.860	1:31.373 (2)	78.16	0.011	13:12:09.593

P9 7 C Kevin MARSHALL			Yamaha -			
IDEAL LAP TIME : 1:30.952		BEST LAP TIME : 1:31.275		DIFFERENCE : 0.323		
LAP	SECTOR 1	SECTOR 2	LAP TIME	MPH	DIFF	TIME OF DAY
1 -		50.560	1:42.015	70.01	10.740	13:02:55.635
2 -	44.244	49.717	1:33.961	76.01	2.686	13:04:29.596
3 -	44.003	49.458	1:33.461	76.42	2.186	13:06:03.057
4 -	43.751	49.719	1:33.470	76.41	2.195	13:07:36.527
5 -	43.489	49.492	1:32.981 (3)	76.81	1.706	13:09:09.508
6 -	43.155	48.120	1:31.275 (1)	78.25		13:10:40.783
7 -	42.832	48.621	1:31.453 (2)	78.10	0.178	13:12:12.236

P10 10 C Marc PRENTICE			Yamaha -			
IDEAL LAP TIME : 1:31.680		BEST LAP TIME : 1:32.079		DIFFERENCE : 0.399		
LAP	SECTOR 1	SECTOR 2	LAP TIME	MPH	DIFF	TIME OF DAY
1 -		49.680	1:40.240	71.25	8.161	13:02:53.860
2 -	44.010	49.679	1:33.689	76.23	1.610	13:04:27.549
3 -	44.012	50.179	1:34.191	75.83	2.112	13:06:01.740
4 -	44.050	49.560	1:33.610	76.30	1.531	13:07:35.350
5 -	43.293	49.412	1:32.705 (3)	77.04	0.626	13:09:08.055
6 -	43.889	48.788	1:32.677 (2)	77.06	0.598	13:10:40.732
7 -	43.692	48.387	1:32.079 (1)	77.56		13:12:12.811

P11 81 R Scott GRANT			Yamaha - SEAGER engineering/Interim FM Solutions			
IDEAL LAP TIME : 1:32.131		BEST LAP TIME : 1:32.578		DIFFERENCE : 0.447		
LAP	SECTOR 1	SECTOR 2	LAP TIME	MPH	DIFF	TIME OF DAY
1 -		51.493	1:43.964	68.70	11.386	13:02:57.584
2 -	43.507	49.621	1:33.128	76.69	0.550	13:04:30.712
3 -	43.297	49.770	1:33.067	76.74	0.489	13:06:03.779
4 -	43.726	49.085	1:32.811 (2)	76.95	0.233	13:07:36.590

Weather / Track : Cloudy / Drying

Snetterton 200

Circuit Length = 1.9840 miles

Start: 13:01 Flag 13:11 End: 13:13

BMCRC - MRO Championships 2015 - Rnd 10 @ Snetterton 200

DFDS Seaways Yamaha Past Masters & ACU Kawasaki Junior Cup & Senior 300 Series

RACE 8 - SECTOR ANALYSIS

SECTOR 1 = FL to I1, SECTOR 2 = I1 to FL, DIFF = Difference To Personal Best Lap

5 -	44.369	49.719	1:34.088	75.91	1.510	13:09:10.678
6 -	43.744	48.834	1:32.578 (1)	77.15		13:10:43.256
7 -	43.873	49.157	1:33.030 (3)	76.77	0.452	13:12:16.286

P12 18 J Alex MURLEY	Kawasaki - Redfern Stevens - Fast Response Metal Engineerir					
IDEAL LAP TIME : 1:30.367	BEST LAP TIME : 1:30.768		DIFFERENCE : 0.401			
LAP	SECTOR 1	SECTOR 2	LAP TIME	MPH	DIFF	TIME OF DAY
1 -		48.975	2:01.097	58.98	30.329	13:03:14.717
2 -	43.992	48.100	1:32.092	77.55	1.324	13:04:46.809
3 -	43.747	47.830	1:31.577	77.99	0.809	13:06:18.386
4 -	43.368	47.750	1:31.118 (3)	78.38	0.350	13:07:49.504
5 -	43.628	47.326	1:30.954 (2)	78.52	0.186	13:09:20.458
6 -	43.291	48.286	1:31.577	77.99	0.809	13:10:52.035
7 -	43.041	47.727	1:30.768 (1)	78.69		13:12:22.803

P13 46 J Harry ROWLINGS	Kawasaki -					
IDEAL LAP TIME : 1:30.432	BEST LAP TIME : 1:30.639		DIFFERENCE : 0.207			
LAP	SECTOR 1	SECTOR 2	LAP TIME	MPH	DIFF	TIME OF DAY
1 -		48.924	2:01.181	58.94	30.542	13:03:14.801
2 -	44.050	48.018	1:32.068	77.57	1.429	13:04:46.869
3 -	43.775	47.798	1:31.573	77.99	0.934	13:06:18.442
4 -	43.396	48.033	1:31.429 (3)	78.12	0.790	13:07:49.871
5 -	43.317	47.322	1:30.639 (1)	78.80		13:09:20.510
6 -	43.921	47.670	1:31.591	77.98	0.952	13:10:52.101
7 -	43.110	47.655	1:30.765 (2)	78.69	0.126	13:12:22.866

P14 19 J James ALDERSON	Kawasaki - NGK, YRF, EC1 Drinks, Burnell Fencing, Bikewise,					
IDEAL LAP TIME : 1:30.212	BEST LAP TIME : 1:30.606		DIFFERENCE : 0.394			
LAP	SECTOR 1	SECTOR 2	LAP TIME	MPH	DIFF	TIME OF DAY
1 -		48.515	2:01.535	58.76	30.929	13:03:15.155
2 -	44.423	47.757	1:32.180	77.48	1.574	13:04:47.335
3 -	43.761	47.627	1:31.388	78.15	0.782	13:06:18.723
4 -	43.548	47.679	1:31.227 (3)	78.29	0.621	13:07:49.950
5 -	43.448	47.427	1:30.875 (2)	78.59	0.269	13:09:20.825
6 -	44.499	47.061	1:31.560	78.00	0.954	13:10:52.385
7 -	43.151	47.455	1:30.606 (1)	78.83		13:12:22.991

P15 52 C Tim HALL	Yamaha -					
IDEAL LAP TIME : 1:33.893	BEST LAP TIME : 1:34.134		DIFFERENCE : 0.241			
LAP	SECTOR 1	SECTOR 2	LAP TIME	MPH	DIFF	TIME OF DAY
1 -		51.046	1:44.587	68.29	10.453	13:02:58.207
2 -	44.492	49.642	1:34.134 (1)	75.87		13:04:32.341
3 -	45.549	49.401	1:34.950 (3)	75.22	0.816	13:06:07.291
4 -	45.404	49.616	1:35.020	75.16	0.886	13:07:42.311
5 -	45.307	49.619	1:34.926 (2)	75.24	0.792	13:09:17.237
6 -	46.030	49.735	1:35.765	74.58	1.631	13:10:53.002
7 -	44.965	50.066	1:35.031	75.16	0.897	13:12:28.033

P16 23 S Carl MITCHELL	Kawasaki - HB REAVIS Real Estate					
IDEAL LAP TIME : 1:31.272	BEST LAP TIME : 1:31.272		DIFFERENCE : 0.000			
LAP	SECTOR 1	SECTOR 2	LAP TIME	MPH	DIFF	TIME OF DAY
1 -		50.802	2:08.598	55.54	37.326	13:03:22.218
2 -	45.614	51.268	1:36.882	73.72	5.610	13:04:59.100
3 -	43.995	47.984	1:31.979 (2)	77.65	0.707	13:06:31.079
4 -	45.030	48.164	1:33.194	76.64	1.922	13:08:04.273
5 -	44.106	48.294	1:32.400	77.30	1.128	13:09:36.673
6 -	43.802	47.470	1:31.272 (1)	78.25		13:11:07.945
7 -	44.414	47.747	1:32.161 (3)	77.50	0.889	13:12:40.106

Weather / Track : Cloudy / Drying

Snetterton 200
Circuit Length = 1.9840 miles
Start: 13:01 Flag 13:11 End: 13:13

BMCRC - MRO Championships 2015 - Rnd 10 @ Snetterton 200

DFDS Seaways Yamaha Past Masters & ACU Kawasaki Junior Cup & Senior 300 Series

RACE 8 - SECTOR ANALYSIS

SECTOR 1 = FL to I1, SECTOR 2 = I1 to FL, DIFF = Difference To Personal Best Lap

P17 126 S Gareth HOPKINS		Kawasaki -				
IDEAL LAP TIME : 1:35.565		BEST LAP TIME : 1:35.565		DIFFERENCE : 0.000		
LAP	SECTOR 1	SECTOR 2	LAP TIME	MPH	DIFF	TIME OF DAY
1 -		49.604	2:04.523	57.35	28.958	13:03:18.143
2 -	46.002	49.563	1:35.565 (1)	74.74		13:04:53.708
3 -	46.552	50.049	1:36.601 (3)	73.93	1.036	13:06:30.309
4 -	46.609	49.731	1:36.340 (2)	74.13	0.775	13:08:06.649
5 -	46.719	50.418	1:37.137	73.53	1.572	13:09:43.786
6 -	47.177	50.601	1:37.778	73.04	2.213	13:11:21.564
7 -	47.219	50.895	1:38.114	72.79	2.549	13:12:59.678

P18 26 J Luke HOPKINS		Kawasaki - MUM				
IDEAL LAP TIME : 1:34.441		BEST LAP TIME : 1:34.441		DIFFERENCE : 0.000		
LAP	SECTOR 1	SECTOR 2	LAP TIME	MPH	DIFF	TIME OF DAY
1 -		53.224	2:10.506	54.72	36.065	13:03:24.126
2 -	45.548	51.466	1:37.014	73.62	2.573	13:05:01.140
3 -	46.105	51.804	1:37.909	72.95	3.468	13:06:39.049
4 -	44.825	50.418	1:35.243 (2)	74.99	0.802	13:08:14.292
5 -	44.925	50.466	1:35.391 (3)	74.87	0.950	13:09:49.683
6 -	45.333	50.556	1:35.889	74.48	1.448	13:11:25.572
7 -	44.799	49.642	1:34.441 (1)	75.62		13:13:00.013

P19 3 J Joey LAMB DEN		Kawasaki -				
IDEAL LAP TIME : 1:34.977		BEST LAP TIME : 1:34.977		DIFFERENCE : 0.000		
LAP	SECTOR 1	SECTOR 2	LAP TIME	MPH	DIFF	TIME OF DAY
1 -		52.309	2:07.882	55.85	32.905	13:03:21.502
2 -	45.799	52.047	1:37.846	72.99	2.869	13:04:59.348
3 -	45.461	51.395	1:36.856	73.74	1.879	13:06:36.204
4 -	45.575	51.227	1:36.802	73.78	1.825	13:08:13.006
5 -	45.455	51.082	1:36.537 (3)	73.98	1.560	13:09:49.543
6 -	45.078	50.773	1:35.851 (2)	74.51	0.874	13:11:25.394
7 -	44.960	50.017	1:34.977 (1)	75.20		13:13:00.371

P20 113 J Dean BRADLEY		Kawasaki -				
IDEAL LAP TIME : 1:34.773		BEST LAP TIME : 1:34.854		DIFFERENCE : 0.081		
LAP	SECTOR 1	SECTOR 2	LAP TIME	MPH	DIFF	TIME OF DAY
1 -		51.467	2:08.208	55.71	33.354	13:03:21.828
2 -	46.570	51.702	1:38.272	72.68	3.418	13:05:00.100
3 -	46.262	50.616	1:36.878	73.72	2.024	13:06:36.978
4 -	45.913	50.407	1:36.320 (3)	74.15	1.466	13:08:13.298
5 -	46.156	50.278	1:36.434	74.06	1.580	13:09:49.732
6 -	45.413	50.401	1:35.814 (2)	74.54	0.960	13:11:25.546
7 -	45.494	49.360	1:34.854 (1)	75.30		13:13:00.400

P21 69 J Connor HALL		Kawasaki - S & Y CERAMICS				
IDEAL LAP TIME : 1:33.605		BEST LAP TIME : 1:33.605		DIFFERENCE : 0.000		
LAP	SECTOR 1	SECTOR 2	LAP TIME	MPH	DIFF	TIME OF DAY
1 -		52.154	2:11.230	54.42	37.625	13:03:24.850
2 -	45.676	51.868	1:37.544	73.22	3.939	13:05:02.394
3 -	45.739	51.438	1:37.177	73.50	3.572	13:06:39.571
4 -	45.786	50.750	1:36.536	73.98	2.931	13:08:16.107
5 -	45.414	50.867	1:36.281 (3)	74.18	2.676	13:09:52.388
6 -	45.296	49.611	1:34.907 (2)	75.25	1.302	13:11:27.295
7 -	44.071	49.534	1:33.605 (1)	76.30		13:13:00.900

P22 37 S Craig CLEMONS		Kawasaki - Naomi				
IDEAL LAP TIME : 1:35.679		BEST LAP TIME : 1:36.067		DIFFERENCE : 0.388		
LAP	SECTOR 1	SECTOR 2	LAP TIME	MPH	DIFF	TIME OF DAY

Weather / Track : Cloudy / Drying

Snetterton 200
Circuit Length = 1.9840 miles
Start: 13:01 Flag 13:11 End: 13:13

BMCRC - MRO Championships 2015 - Rnd 10 @ Snetterton 200

DFDS Seaways Yamaha Past Masters & ACU Kawasaki Junior Cup & Senior 300 Series

RACE 8 - SECTOR ANALYSIS

SECTOR 1 = FL to I1, SECTOR 2 = I1 to FL, DIFF = Difference To Personal Best Lap

1 -		52.091	2:08.888	55.41	32.821	13:03:22.508
2 -	46.573	51.529	1:38.102	72.80	2.035	13:05:00.610
3 -	46.319	50.449	1:36.768	73.81	0.701	13:06:37.378
4 -	45.952	50.323	1:36.275 (3)	74.18	0.208	13:08:13.653
5 -	45.787	50.758	1:36.545	73.98	0.478	13:09:50.198
6 -	45.580	50.505	1:36.085 (2)	74.33	0.018	13:11:26.283
7 -	45.356	50.711	1:36.067 (1)	74.34		13:13:02.350

P23	139 S	Pat SMITH	Kawasaki -			
IDEAL LAP TIME : 1:36.629		BEST LAP TIME : 1:37.194		DIFFERENCE : 0.565		

LAP	SECTOR 1	SECTOR 2	LAP TIME	MPH	DIFF	TIME OF DAY
1 -		51.542	2:09.846	55.00	32.652	13:03:23.466
2 -	46.740	51.099	1:37.839 (2)	73.00	0.645	13:05:01.305
3 -	46.796	51.429	1:38.225 (3)	72.71	1.031	13:06:39.530
4 -	47.099	50.095	1:37.194 (1)	73.48		13:08:16.724
5 -	47.165	52.156	1:39.321	71.91	2.127	13:09:56.045
6 -	46.534	51.769	1:38.303	72.65	1.109	13:11:34.348

P24	93 S	Monica ISAAC	Kawasaki - Fins Motorcycles			
IDEAL LAP TIME : 1:37.848		BEST LAP TIME : 1:38.175		DIFFERENCE : 0.327		

LAP	SECTOR 1	SECTOR 2	LAP TIME	MPH	DIFF	TIME OF DAY
1 -		53.713	2:13.488	53.50	35.313	13:03:27.108
2 -	46.210	53.003	1:39.213	71.99	1.038	13:05:06.321
3 -	46.856	52.440	1:39.296	71.93	1.121	13:06:45.617
4 -	46.492	52.561	1:39.053 (3)	72.10	0.878	13:08:24.670
5 -	46.459	51.827	1:38.286 (2)	72.67	0.111	13:10:02.956
6 -	46.537	51.638	1:38.175 (1)	72.75		13:11:41.131

P25	20 J	Kai DICKINSON	Kawasaki - Dad			
IDEAL LAP TIME : 1:38.551		BEST LAP TIME : 1:38.551		DIFFERENCE : 0.000		

LAP	SECTOR 1	SECTOR 2	LAP TIME	MPH	DIFF	TIME OF DAY
1 -		53.281	2:12.211	54.02	33.660	13:03:25.831
2 -	46.818	53.531	1:40.349	71.17	1.798	13:05:06.180
3 -	47.266	53.465	1:40.731	70.90	2.180	13:06:46.911
4 -	46.856	53.080	1:39.936 (2)	71.47	1.385	13:08:26.847
5 -	46.816	53.289	1:40.105 (3)	71.35	1.554	13:10:06.952
6 -	46.173	52.378	1:38.551 (1)	72.47		13:11:45.503

P26	64 S	Mike DEVALL	Kawasaki -			
IDEAL LAP TIME : 1:39.790		BEST LAP TIME : 1:40.024		DIFFERENCE : 0.234		

LAP	SECTOR 1	SECTOR 2	LAP TIME	MPH	DIFF	TIME OF DAY
1 -		53.602	2:13.229	53.61	33.205	13:03:26.849
2 -	47.606	52.778	1:40.384 (2)	71.15	0.360	13:05:07.233
3 -	47.590	53.231	1:40.821	70.84	0.797	13:06:48.054
4 -	48.484	52.200	1:40.684	70.94	0.660	13:08:28.738
5 -	47.893	52.607	1:40.500 (3)	71.07	0.476	13:10:09.238
6 -	47.622	52.402	1:40.024 (1)	71.40		13:11:49.262

P27	73 S	Michael SHARMAN	Kawasaki -			
IDEAL LAP TIME : 1:41.513		BEST LAP TIME : 1:41.513		DIFFERENCE : 0.000		

LAP	SECTOR 1	SECTOR 2	LAP TIME	MPH	DIFF	TIME OF DAY
1 -		54.969	2:16.019	52.51	34.506	13:03:29.639
2 -	48.238	54.452	1:42.690	69.55	1.177	13:05:12.329
3 -	47.786	54.006	1:41.792 (2)	70.16	0.279	13:06:54.121
4 -	47.770	53.743	1:41.513 (1)	70.36		13:08:35.634
5 -	48.093	53.966	1:42.059	69.98	0.546	13:10:17.693
6 -	47.826	54.076	1:41.902 (3)	70.09	0.389	13:11:59.595

Weather / Track : Cloudy / Drying

Snetterton 200
Circuit Length = 1.9840 miles
Start: 13:01 Flag 13:11 End: 13:13

BMCRC - MRO Championships 2015 - Rnd 10 @ Snetterton 200

DFDS Seaways Yamaha Past Masters & ACU Kawasaki Junior Cup & Senior 300 Series

RACE 8 - SECTOR ANALYSIS

SECTOR 1 = FL to I1, SECTOR 2 = I1 to FL, DIFF = Difference To Personal Best Lap

P28 8 S		Graham TOWLER		Kawasaki -		
IDEAL LAP TIME : 1:51.200		BEST LAP TIME : 1:51.200		DIFFERENCE : 0.000		
LAP	SECTOR 1	SECTOR 2	LAP TIME	MPH	DIFF	TIME OF DAY
1 -		58.817	2:26.116	48.88	34.916	13:03:39.736
2 -	53.557	58.599	1:52.156 (3)	63.68	0.956	13:05:31.892
3 -	53.211	58.965	1:52.176	63.67	0.976	13:07:24.068
4 -	52.918	58.282	1:51.200 (1)	64.23		13:09:15.268
5 -	53.228	58.282	1:51.510 (2)	64.05	0.310	13:11:06.778
6 -	53.432	1:00.306	1:53.738	62.79	2.538	13:13:00.516

P29 136		Jeremy HILL		Yamaha -		
IDEAL LAP TIME : 1:28.751		BEST LAP TIME : 1:36.517		DIFFERENCE : 7.766		
LAP	SECTOR 1	SECTOR 2	LAP TIME	MPH	DIFF	TIME OF DAY
1 -		47.043	1:36.517 (1)	74.00		13:02:50.137

P30 63 R		Stephen JOHNSON		Yamaha -		
IDEAL LAP TIME :		BEST LAP TIME : 1:47.681		DIFFERENCE :		
LAP	SECTOR 1	SECTOR 2	LAP TIME	MPH	DIFF	TIME OF DAY
1 -		53.638	1:47.681 (1)	66.33		13:03:01.301

BMCRC - MRO Championships 2015 - Rnd 10 @ Snetterton 200

DFDS Seaways Yamaha Past Masters & ACU Kawasaki Junior Cup & Senior 300 Series

RACE 8 - BEST SECTORS

SECTOR 1			SECTOR 2			IDEAL / BEST COMPARISON						
POS	NO	NAME	TIME	NO	NAME	TIME	POS	NO	NAME	IDEAL	BEST	DIFF
									PERFECT LAP	1:24.662		
1	6	BARBER	40.159	6	BARBER	44.503	1	6	BARBER	1:24.662	1:25.039	0.377
2	50	HIGLETT	40.218	50	HIGLETT	44.553	2	50	HIGLETT	1:24.771	1:24.771	0.000
3	101	DAVIES	40.542	14	EDMONDSON	45.346	3	101	DAVIES	1:26.227	1:26.227	0.000
4	14	EDMONDSON	41.525	101	DAVIES	45.685	4	14	EDMONDSON	1:26.871	1:26.871	0.000
5	74	WHITBY	41.621	136	HILL	47.043	5	136	HILL	1:28.751	1:36.517	7.766
6	136	HILL	41.708	19	ALDERSON	47.061	6	74	WHITBY	1:29.212	1:29.819	0.607
7	29	HARWOOD	42.349	46	ROWLINGS	47.322	7	29	HARWOOD	1:29.848	1:30.000	0.152
8	7	MARSHALL	42.832	18	MURLEY	47.326	8	19	ALDERSON	1:30.212	1:30.606	0.394
9	75	HIGERTY	43.011	23	MITCHELL	47.470	9	18	MURLEY	1:30.367	1:30.768	0.401
10	18	MURLEY	43.041	29	HARWOOD	47.499	10	46	ROWLINGS	1:30.432	1:30.639	0.207
11	46	ROWLINGS	43.110	74	WHITBY	47.591	11	75	HIGERTY	1:30.729	1:30.729	0.000
12	19	ALDERSON	43.151	75	HIGERTY	47.718	12	7	MARSHALL	1:30.952	1:31.275	0.323
13	169	SAWYER	43.181	169	SAWYER	47.860	13	169	SAWYER	1:31.041	1:31.362	0.321
14	10	PRENTICE	43.293	7	MARSHALL	48.120	14	23	MITCHELL	1:31.272	1:31.272	0.000
15	81	GRANT	43.297	10	PRENTICE	48.387	15	10	PRENTICE	1:31.680	1:32.079	0.399
16	23	MITCHELL	43.802	81	GRANT	48.834	16	81	GRANT	1:32.131	1:32.578	0.447
17	69	HALL	44.071	113	BRADLEY	49.360	17	69	HALL	1:33.605	1:33.605	0.000
18	52	HALL	44.492	52	HALL	49.401	18	52	HALL	1:33.893	1:34.134	0.241
19	26	HOPKINS	44.799	69	HALL	49.534	19	26	HOPKINS	1:34.441	1:34.441	0.000
20	3	LAMBDEN	44.960	126	HOPKINS	49.563	20	113	BRADLEY	1:34.773	1:34.854	0.081
21	37	CLEMONS	45.356	26	HOPKINS	49.642	21	3	LAMBDEN	1:34.977	1:34.977	0.000
22	113	BRADLEY	45.413	3	LAMBDEN	50.017	22	126	HOPKINS	1:35.565	1:35.565	0.000
23	126	HOPKINS	46.002	139	SMITH	50.095	23	37	CLEMONS	1:35.679	1:36.067	0.388
24	20	DICKINSON	46.173	37	CLEMONS	50.323	24	139	SMITH	1:36.629	1:37.194	0.565
25	93	ISAAC	46.210	93	ISAAC	51.638	25	93	ISAAC	1:37.848	1:38.175	0.327
26	139	SMITH	46.534	64	DEVALL	52.200	26	20	DICKINSON	1:38.551	1:38.551	0.000
27	64	DEVALL	47.590	20	DICKINSON	52.378	27	64	DEVALL	1:39.790	1:40.024	0.234
28	73	SHARMAN	47.770	63	JOHNSON	53.638	28	73	SHARMAN	1:41.513	1:41.513	0.000
29	8	TOWLER	52.918	73	SHARMAN	53.743	29	8	TOWLER	1:51.200	1:51.200	0.000
30				8	TOWLER	58.282	30	63	JOHNSON		1:47.681	
31												

BMCRC - MRO Championships 2015 - Rnd 10 @ Snetterton 200

DFDS Seaways Yamaha Past Masters

RACE 16 - CLASSIFICATION

POS	NO	CL	PIC NAME	ENTRY	LAPS	TIME	GAP	DIFF	MPH	BEST	ON
1	6		1 Matt BARBER	Yamaha -	7	10:02.701			82.95	1:24.506	7
2	50		2 Graham HIGLETT	Yamaha - Face to Face Finance	7	10:03.312	0.611	0.611	82.87	1:24.106	7
3	101		3 Andrew DAVIES	Yamaha -	7	10:11.210	8.509	7.898	81.80	1:25.887	4
4	14		4 Doug EDMONDSON	Yamaha - Wave Racing Developments	7	10:14.703	12.002	3.493	81.33	1:26.252	3
5	29	R	1 Giles HARWOOD	Yamaha -	7	10:26.916	24.215	12.213	79.75	1:28.054	2
6	75	C	1 Steve HIGERTY	Yamaha - Wave Racing Developments	7	10:27.787	25.086	0.871	79.64	1:28.313	5
7	74	C	2 Paul WHITBY	Yamaha - Prestige Decor Ltd	7	10:28.404	25.703	0.617	79.56	1:27.590	6
8	81	R	2 Scott GRANT	Yamaha - SEAGER engineering/Interim FM Solutior	7	10:29.500	26.799	1.096	79.42	1:28.375	6
9	10	C	3 Marc PRENTICE	Yamaha -	7	10:36.823	34.122	7.323	78.51	1:29.478	3
10	169		5 Richard SAWYER	Yamaha -	7	10:37.484	34.783	0.661	78.42	1:29.754	3
11	7	C	4 Kevin MARSHALL	Yamaha -	7	11:16.135	1:13.434	38.651	73.94	1:34.701	2

NOT CLASSIFIED

DNF 136 Jeremy HILL Yamaha - 0

FASTEST LAP

50			Graham HIGLETT	Yamaha - Face to Face Finance	7	1:24.106	84.92 mph	136.67 kph
74	C		Paul WHITBY	Yamaha - Prestige Decor Ltd	6	1:27.590	81.54 mph	131.23 kph
29	R		Giles HARWOOD	Yamaha -	2	1:28.054	81.11 mph	130.54 kph

Class - 90% of Race Speed = 74.65 mph
 Class R - 90% of Race Speed = 71.77 mph
 Class C - 90% of Race Speed = 71.67 mph

Snetterton 200
 Circuit Length = 1.9840 miles
 Start: 15:19 Flag 15:29 End: 15:31

Weather / Track : Cloudy / Dry

These results are provisional until the conclusion of any judicial and technical matters.

Clerk Of Course :	Timekeeper :
-------------------	--------------

Results can be found at www.tsl-timing.com

Printed - 15:31 Sunday, 25 October 2015



ACU Kawasaki Junior Cup & Senior 300 Series

RACE 16 - CLASSIFICATION

POS	NO	CL	PIC NAME	ENTRY	LAPS	TIME	GAP	DIFF	MPH	BEST	ON
1	46	J	1 Harry ROWLINGS	Kawasaki -	7	10:51.546			76.73	1:28.578	5
2	23	S	1 Carl MITCHELL	Kawasaki - HB REAVIS Real Estate	7	10:56.739	5.193	5.193	76.13	1:29.021	4
3	19	J	2 James ALDERSON	Kawasaki - NGK, YRF, EC1 Drinks, Burnell Fencing	7	10:57.041	5.495	0.302	76.09	1:29.335	7
4	3	J	3 Joey LAMB DEN	Kawasaki -	7	11:16.977	25.431	19.936	73.85	1:30.980	6
5	18	J	4 Alex MURLEY	Kawasaki - Redfern Stevens - Fast Response Metz	7	11:19.597	28.051	2.620	73.56	1:31.963	5
6	26	J	5 Luke HOPKINS	Kawasaki - MUM	7	11:24.217	32.671	4.620	73.07	1:32.440	7
7	126	S	2 Gareth HOPKINS	Kawasaki -	7	11:32.039	40.493	7.822	72.24	1:33.954	3
8	37	S	3 Craig CLEMONS	Kawasaki - Naomi	7	11:32.168	40.622	0.129	72.23	1:34.006	7
9	113	J	6 Dean BRADLEY	Kawasaki -	7	11:32.228	40.682	0.060	72.22	1:33.922	7
10	69	J	7 Connor HALL	Kawasaki - S & Y CERAMICS	6	10:09.109	1 Lap	1 Lap	70.35	1:34.840	5
11	93	S	4 Monica ISAAC	Kawasaki - Fins Motorcycles	6	10:09.677	1 Lap	0.568	70.29	1:35.657	4
12	20	J	8 Kai DICKINSON	Kawasaki - Dad	6	10:25.083	1 Lap	15.406	68.55	1:37.834	6
13	139	S	5 Pat SMITH	Kawasaki -	6	10:26.977	1 Lap	1.894	68.35	1:38.425	5
14	64	S	6 Mike DEVALL	Kawasaki -	6	10:27.727	1 Lap	0.750	68.27	1:38.169	5
15	8	S	7 Graham TOWLER	Kawasaki -	6	11:22.326	1 Lap	54.599	62.80	1:47.806	6

FASTEST LAP

46	J	Harry ROWLINGS	Kawasaki -	5	1:28.578	80.63 mph	129.77 kph
23	S	Carl MITCHELL	Kawasaki - HB REAVIS Real Estate	4	1:29.021	80.23 mph	129.12 kph

Class J - 90% of Race Speed = 69.05 mph

Class S - 90% of Race Speed = 68.51 mph

Snetterton 200

Circuit Length = 1.9840 miles

Start: 15:19 Flag 15:29 End: 15:31

Weather / Track : Cloudy / Dry

These results are provisional until the conclusion of any judicial and technical matters.

Clerk Of Course :

Timekeeper :

Results can be found at www.tsl-timing.com

Printed - 15:32 Sunday, 25 October 2015



BMCRC - MRO Championships 2015 - Rnd 10 @ Snetterton 200

DFDS Seaways Yamaha Past Masters & ACU Kawasaki Junior Cup & Senior 300 Series

RACE 16 - LAP CHART

LAP 1 @ 15:20:58.453

NO	BEHIND	LAP TIME
6		1:31.633
101	0.989	1:32.622
14	1.168	1:32.801
50	1.228	1:32.861
75	3.290	1:34.923
29	3.516	1:35.149
81	3.786	1:35.419
169	4.868	1:36.501
10	4.988	1:36.621
74	5.079	1:36.712
7	10.112	1:41.745
46	25.443	1:57.076
19	25.959	1:57.592
18	28.169	1:59.802
23	28.234	1:59.867
26	31.972	2:03.605
3	32.732	2:04.365
126	32.835	2:04.468
37	33.372	2:05.005
113	33.825	2:05.458
69	37.163	2:08.796
93	37.830	2:09.463
20	39.637	2:11.270
139	40.138	2:11.771
64	40.815	2:12.448
8	48.337	2:19.970

LAP 2 @ 15:22:23.667

NO	BEHIND	LAP TIME
6		1:25.214
50	2.271	1:26.257
101	2.944	1:27.169
14	3.280	1:27.326
29	6.356	1:28.054
75	7.168	1:29.092
81	7.451	1:28.879
74	8.027	1:28.162
169	9.520	1:29.866
10	9.857	1:30.083
7	19.599	1:34.701
46	29.231	1:29.002
19	30.197	1:29.452
23	32.518	1:29.498
18	34.974	1:32.019
3	41.201	1:33.683
26	42.411	1:35.653
126	42.811	1:35.190
37	43.347	1:35.189
113	43.897	1:35.286
69	48.719	1:36.770
93	49.415	1:36.799
20	53.744	1:39.321
139	54.580	1:39.656
64	55.338	1:39.737
8	1:12.030	1:48.907

LAP 3 @ 15:23:48.673

NO	BEHIND	LAP TIME
6		1:25.006
50	2.589	1:25.324
101	4.121	1:26.183

14	4.526	1:26.252
29	9.701	1:28.351
75	11.361	1:29.199
81	11.815	1:29.370
74	11.954	1:28.933
169	14.268	1:29.754
10	14.329	1:29.478
7	29.437	1:34.844
46	33.389	1:29.164
19	34.677	1:29.486
23	36.557	1:29.045
18	42.229	1:32.261
3	48.192	1:31.997
26	50.729	1:33.324
126	51.759	1:33.954
37	52.927	1:34.586
113	53.033	1:34.142
69	59.123	1:35.410
93	1:00.403	1:35.994
20	1:07.913	1:39.175
139	1:08.236	1:38.662
64	1:09.513	1:39.181

LAP 4 @ 15:25:14.482

NO	BEHIND	LAP TIME
6		1:25.809
50	2.076	1:25.296
101	4.199	1:25.887
14	6.217	1:27.500
8	1 Lap	1:48.946
29	12.424	1:28.532
75	14.388	1:28.836
81	14.791	1:28.785
74	14.980	1:28.835
10	19.060	1:30.540
169	19.312	1:30.853
46	37.333	1:29.753
19	38.737	1:29.869
7	38.794	1:35.166
23	39.769	1:29.021
18	49.032	1:32.612
3	53.564	1:31.181
26	58.017	1:33.097
126	1:00.779	1:34.829
113	1:01.411	1:34.187
37	1:01.472	1:34.354
93	1:10.251	1:35.657
69	1:11.131	1:37.817
20	1:21.043	1:38.939
139	1:22.112	1:39.685
64	1:22.877	1:39.173

LAP 5 @ 15:26:39.818

NO	BEHIND	LAP TIME
6		1:25.336
50	1.277	1:24.537
101	5.207	1:26.344
14	7.942	1:27.061
29	16.633	1:29.545
75	17.365	1:28.313
81	17.992	1:28.537
74	18.690	1:29.046
10	23.326	1:29.602
169	24.310	1:30.334

8	1 Lap	1:48.602
46	40.575	1:28.578
23	43.831	1:29.398
19	43.855	1:30.454
7	48.856	1:35.398
18	55.659	1:31.963
3	59.518	1:31.290
26	1:05.827	1:33.146
126	1:09.809	1:34.366
37	1:11.035	1:34.899
113	1:11.109	1:35.034
69	1:20.635	1:34.840
93	1:20.978	1:36.063
8	1 Lap	1:47.806
26	1:21.516	1:32.440
126	1:29.338	1:34.606
37	1:29.467	1:34.006
113	1:29.527	1:33.922

LAP 6 @ 15:28:05.015

NO	BEHIND	LAP TIME
6		1:25.197
50	1.011	1:24.931
101	6.407	1:26.397
20	1 Lap	1:38.544
14	9.209	1:26.464
139	1 Lap	1:38.425
64	1 Lap	1:38.169
29	20.153	1:28.717
75	20.519	1:28.351
74	21.083	1:27.590
81	21.170	1:28.375
10	28.309	1:30.180
169	29.253	1:30.140
46	44.471	1:29.093
23	49.415	1:30.781
19	49.511	1:30.853
8	1 Lap	1:48.095
7	59.655	1:35.996
3	1:05.301	1:30.980
18	1:06.668	1:36.206
26	1:13.582	1:32.952
126	1:19.238	1:34.626
37	1:19.967	1:34.129
113	1:20.111	1:34.199

LAP 7 @ 15:29:29.521

NO	BEHIND	LAP TIME
6		1:24.506
50	0.611	1:24.106
69	1 Lap	1:35.476
93	1 Lap	1:35.701
101	8.509	1:26.608
14	12.002	1:27.299
20	1 Lap	1:37.834
29	24.215	1:28.568
139	1 Lap	1:38.778
64	1 Lap	1:39.019
75	25.086	1:29.073
74	25.703	1:29.126
81	26.799	1:30.135
10	34.122	1:30.319
169	34.783	1:30.036
46	48.845	1:28.880
23	54.038	1:29.129
19	54.340	1:29.335
7	1:13.434	1:38.285
3	1:14.276	1:33.481
18	1:16.896	1:34.734

Weather / Track : Cloudy / Dry

Results can be found at www.tsl-timing.com

Snetterton 200

Circuit Length = 1.9840 miles

Start: 15:19 Flag 15:29 End: 15:31

Printed - 15:33 Sunday, 25 October 2015

BMCRC - MRO Championships 2015 - Rnd 10 @ Snetterton 200

DFDS Seaways Yamaha Past Masters & ACU Kawasaki Junior Cup & Senior 300 Series

RACE 16 - SECTOR ANALYSIS

SECTOR 1 = FL to I1, SECTOR 2 = I1 to FL, DIFF = Difference To Personal Best Lap

P1 6		Matt BARBER		Yamaha -		
IDEAL LAP TIME : 1:24.020		BEST LAP TIME : 1:24.506		DIFFERENCE : 0.486		
LAP	SECTOR 1	SECTOR 2	LAP TIME	MPH	DIFF	TIME OF DAY
1 -		45.652	1:31.633	77.94	7.127	15:20:58.453
2 -	40.636	44.578	1:25.214	83.81	0.708	15:22:23.667
3 -	40.413	44.593	1:25.006 (2)	84.02	0.500	15:23:48.673
4 -	40.700	45.109	1:25.809	83.23	1.303	15:25:14.482
5 -	40.537	44.799	1:25.336	83.69	0.830	15:26:39.818
6 -	41.303	43.894	1:25.197 (3)	83.83	0.691	15:28:05.015
7 -	40.126	44.380	1:24.506 (1)	84.52		15:29:29.521

P2 50		Graham HIGLETT		Yamaha - Face to Face Finance		
IDEAL LAP TIME : 1:24.106		BEST LAP TIME : 1:24.106		DIFFERENCE : 0.000		
LAP	SECTOR 1	SECTOR 2	LAP TIME	MPH	DIFF	TIME OF DAY
1 -		45.860	1:32.861	76.91	8.755	15:20:59.681
2 -	41.390	44.867	1:26.257	82.80	2.151	15:22:25.938
3 -	40.707	44.617	1:25.324	83.71	1.218	15:23:51.262
4 -	40.545	44.751	1:25.296	83.73	1.190	15:25:16.558
5 -	40.356	44.181	1:24.537 (2)	84.49	0.431	15:26:41.095
6 -	40.468	44.463	1:24.931 (3)	84.09	0.825	15:28:06.026
7 -	40.055	44.051	1:24.106 (1)	84.92		15:29:30.132

P3 101		Andrew DAVIES		Yamaha -		
IDEAL LAP TIME : 1:25.594		BEST LAP TIME : 1:25.887		DIFFERENCE : 0.293		
LAP	SECTOR 1	SECTOR 2	LAP TIME	MPH	DIFF	TIME OF DAY
1 -		46.753	1:32.622	77.11	6.735	15:20:59.442
2 -	41.439	45.730	1:27.169	81.93	1.282	15:22:26.611
3 -	41.057	45.126	1:26.183 (2)	82.87	0.296	15:23:52.794
4 -	40.796	45.091	1:25.887 (1)	83.16		15:25:18.681
5 -	40.596	45.748	1:26.344 (3)	82.72	0.457	15:26:45.025
6 -	40.503	45.894	1:26.397	82.67	0.510	15:28:11.422
7 -	40.968	45.640	1:26.608	82.46	0.721	15:29:38.030

P4 14		Doug EDMONDSON		Yamaha - Wave Racing Developments		
IDEAL LAP TIME : 1:25.687		BEST LAP TIME : 1:26.252		DIFFERENCE : 0.565		
LAP	SECTOR 1	SECTOR 2	LAP TIME	MPH	DIFF	TIME OF DAY
1 -		46.197	1:32.801	76.96	6.549	15:20:59.621
2 -	41.787	45.539	1:27.326	81.79	1.074	15:22:26.947
3 -	40.907	45.345	1:26.252 (1)	82.81		15:23:53.199
4 -	40.563	46.937	1:27.500	81.62	1.248	15:25:20.699
5 -	41.937	45.124	1:27.061 (3)	82.04	0.809	15:26:47.760
6 -	41.164	45.300	1:26.464 (2)	82.60	0.212	15:28:14.224
7 -	40.826	46.473	1:27.299	81.81	1.047	15:29:41.523

P5 29 R		Giles HARWOOD		Yamaha -		
IDEAL LAP TIME : 1:27.957		BEST LAP TIME : 1:28.054		DIFFERENCE : 0.097		
LAP	SECTOR 1	SECTOR 2	LAP TIME	MPH	DIFF	TIME OF DAY
1 -		47.432	1:35.149	75.06	7.095	15:21:01.969
2 -	41.765	46.289	1:28.054 (1)	81.11		15:22:30.023
3 -	41.668	46.683	1:28.351 (2)	80.84	0.297	15:23:58.374
4 -	41.703	46.829	1:28.532 (3)	80.67	0.478	15:25:26.906
5 -	42.709	46.836	1:29.545	79.76	1.491	15:26:56.451
6 -	42.181	46.536	1:28.717	80.50	0.663	15:28:25.168
7 -	42.227	46.341	1:28.568	80.64	0.514	15:29:53.736

P6 75 C		Steve HIGERTY		Yamaha - Wave Racing Developments		
IDEAL LAP TIME : 1:28.155		BEST LAP TIME : 1:28.313		DIFFERENCE : 0.158		
LAP	SECTOR 1	SECTOR 2	LAP TIME	MPH	DIFF	TIME OF DAY
1 -						
2 -						
3 -						
4 -						
5 -						
6 -						
7 -						

Weather / Track : Cloudy / Dry

Snetterton 200
Circuit Length = 1.9840 miles
Start: 15:19 Flag 15:29 End: 15:31

BMCRC - MRO Championships 2015 - Rnd 10 @ Snetterton 200

DFDS Seaways Yamaha Past Masters & ACU Kawasaki Junior Cup & Senior 300 Series

RACE 16 - SECTOR ANALYSIS

SECTOR 1 = FL to I1, SECTOR 2 = I1 to FL, DIFF = Difference To Personal Best Lap

1 -		46.795	1:34.923	75.24	6.610	15:21:01.743
2 -	42.397	46.695	1:29.092	80.17	0.779	15:22:30.835
3 -	42.424	46.775	1:29.199	80.07	0.886	15:24:00.034
4 -	41.973	46.863	1:28.836 (3)	80.40	0.523	15:25:28.870
5 -	41.980	46.333	1:28.313 (1)	80.87		15:26:57.183
6 -	42.169	46.182	1:28.351 (2)	80.84	0.038	15:28:25.534
7 -	42.524	46.549	1:29.073	80.18	0.760	15:29:54.607

P7	74 C	Paul WHITBY	Yamaha - Prestige Decor Ltd			
IDEAL LAP TIME : 1:27.590		BEST LAP TIME : 1:27.590		DIFFERENCE : 0.000		

LAP	SECTOR 1	SECTOR 2	LAP TIME	MPH	DIFF	TIME OF DAY
1 -		47.279	1:36.712	73.85	9.122	15:21:03.532
2 -	41.172	46.990	1:28.162 (2)	81.01	0.572	15:22:31.694
3 -	41.997	46.936	1:28.933	80.31	1.343	15:24:00.627
4 -	41.552	47.283	1:28.835 (3)	80.40	1.245	15:25:29.462
5 -	42.122	46.924	1:29.046	80.21	1.456	15:26:58.508
6 -	41.170	46.420	1:27.590 (1)	81.54		15:28:26.098
7 -	42.528	46.598	1:29.126	80.13	1.536	15:29:55.224

P8	81 R	Scott GRANT	Yamaha - SEAGER engineering/Interim FM Solutions			
IDEAL LAP TIME : 1:27.902		BEST LAP TIME : 1:28.375		DIFFERENCE : 0.473		

LAP	SECTOR 1	SECTOR 2	LAP TIME	MPH	DIFF	TIME OF DAY
1 -		47.010	1:35.419	74.85	7.044	15:21:02.239
2 -	42.136	46.743	1:28.879	80.36	0.504	15:22:31.118
3 -	42.399	46.971	1:29.370	79.92	0.995	15:24:00.488
4 -	42.691	46.094	1:28.785 (3)	80.44	0.410	15:25:29.273
5 -	42.498	46.039	1:28.537 (2)	80.67	0.162	15:26:57.810
6 -	41.863	46.512	1:28.375 (1)	80.82		15:28:26.185
7 -	43.711	46.424	1:30.135	79.24	1.760	15:29:56.320

P9	10 C	Marc PRENTICE	Yamaha -			
IDEAL LAP TIME : 1:29.359		BEST LAP TIME : 1:29.478		DIFFERENCE : 0.119		

LAP	SECTOR 1	SECTOR 2	LAP TIME	MPH	DIFF	TIME OF DAY
1 -		47.602	1:36.621	73.92	7.143	15:21:03.441
2 -	42.800	47.283	1:30.083 (3)	79.28	0.605	15:22:33.524
3 -	42.390	47.088	1:29.478 (1)	79.82		15:24:03.002
4 -	43.040	47.500	1:30.540	78.88	1.062	15:25:33.542
5 -	42.633	46.969	1:29.602 (2)	79.71	0.124	15:27:03.144
6 -	42.795	47.385	1:30.180	79.20	0.702	15:28:33.324
7 -	42.787	47.532	1:30.319	79.08	0.841	15:30:03.643

P10	169	Richard SAWYER	Yamaha -			
IDEAL LAP TIME : 1:29.473		BEST LAP TIME : 1:29.754		DIFFERENCE : 0.281		

LAP	SECTOR 1	SECTOR 2	LAP TIME	MPH	DIFF	TIME OF DAY
1 -		47.470	1:36.501	74.01	6.747	15:21:03.321
2 -	42.465	47.401	1:29.866 (2)	79.47	0.112	15:22:33.187
3 -	42.328	47.426	1:29.754 (1)	79.57		15:24:02.941
4 -	43.198	47.655	1:30.853	78.61	1.099	15:25:33.794
5 -	42.927	47.407	1:30.334	79.06	0.580	15:27:04.128
6 -	42.700	47.440	1:30.140	79.23	0.386	15:28:34.268
7 -	42.891	47.145	1:30.036 (3)	79.32	0.282	15:30:04.304

P11	46 J	Harry ROWLINGS	Kawasaki -			
IDEAL LAP TIME : 1:28.578		BEST LAP TIME : 1:28.578		DIFFERENCE : 0.000		

LAP	SECTOR 1	SECTOR 2	LAP TIME	MPH	DIFF	TIME OF DAY
1 -		46.494	1:57.076	61.00	28.498	15:21:23.896
2 -	43.067	45.935	1:29.002 (3)	80.25	0.424	15:22:52.898
3 -	43.285	45.879	1:29.164	80.10	0.586	15:24:22.062
4 -	42.941	46.812	1:29.753	79.57	1.175	15:25:51.815

Weather / Track : Cloudy / Dry

Snetterton 200

Circuit Length = 1.9840 miles

Start: 15:19 Flag 15:29 End: 15:31

BMCRC - MRO Championships 2015 - Rnd 10 @ Snetterton 200

DFDS Seaways Yamaha Past Masters & ACU Kawasaki Junior Cup & Senior 300 Series

RACE 16 - SECTOR ANALYSIS

SECTOR 1 = FL to I1, SECTOR 2 = I1 to FL, DIFF = Difference To Personal Best Lap

5 -	42.769	45.809	1:28.578 (1)	80.63		15:27:20.393
6 -	42.955	46.138	1:29.093	80.16	0.515	15:28:49.486
7 -	42.982	45.898	1:28.880 (2)	80.36	0.302	15:30:18.366

P12	23 S	Carl MITCHELL	Kawasaki - HB REAVIS Real Estate			
IDEAL LAP TIME : 1:28.457		BEST LAP TIME : 1:29.021		DIFFERENCE : 0.564		
LAP	SECTOR 1	SECTOR 2	LAP TIME	MPH	DIFF	TIME OF DAY
1 -		46.886	1:59.867	59.58	30.846	15:21:26.687
2 -	42.966	46.532	1:29.498	79.80	0.477	15:22:56.185
3 -	42.776	46.269	1:29.045 (2)	80.21	0.024	15:24:25.230
4 -	42.610	46.411	1:29.021 (1)	80.23		15:25:54.251
5 -	43.041	46.357	1:29.398	79.89	0.377	15:27:23.649
6 -	43.049	47.732	1:30.781	78.67	1.760	15:28:54.430
7 -	43.282	45.847	1:29.129 (3)	80.13	0.108	15:30:23.559

P13	19 J	James ALDERSON	Kawasaki - NGK, YRF, EC1 Drinks, Burnell Fencing, Bikewise,			
IDEAL LAP TIME : 1:29.213		BEST LAP TIME : 1:29.335		DIFFERENCE : 0.122		
LAP	SECTOR 1	SECTOR 2	LAP TIME	MPH	DIFF	TIME OF DAY
1 -		46.364	1:57.592	60.73	28.257	15:21:24.412
2 -	43.195	46.257	1:29.452 (2)	79.84	0.117	15:22:53.864
3 -	43.206	46.280	1:29.486 (3)	79.81	0.151	15:24:23.350
4 -	43.250	46.619	1:29.869	79.47	0.534	15:25:53.219
5 -	43.964	46.490	1:30.454	78.96	1.119	15:27:23.673
6 -	43.084	47.769	1:30.853	78.61	1.518	15:28:54.526
7 -	43.206	46.129	1:29.335 (1)	79.95		15:30:23.861

P14	7 C	Kevin MARSHALL	Yamaha -			
IDEAL LAP TIME : 1:34.701		BEST LAP TIME : 1:34.701		DIFFERENCE : 0.000		
LAP	SECTOR 1	SECTOR 2	LAP TIME	MPH	DIFF	TIME OF DAY
1 -		50.164	1:41.745	70.19	7.044	15:21:08.565
2 -	44.658	50.043	1:34.701 (1)	75.42		15:22:43.266
3 -	44.682	50.162	1:34.844 (2)	75.30	0.143	15:24:18.110
4 -	44.728	50.438	1:35.166 (3)	75.05	0.465	15:25:53.276
5 -	45.208	50.190	1:35.398	74.87	0.697	15:27:28.674
6 -	45.140	50.856	1:35.996	74.40	1.295	15:29:04.670
7 -	46.176	52.109	1:38.285	72.67	3.584	15:30:42.955

P15	3 J	Joey LAMB DEN	Kawasaki -			
IDEAL LAP TIME : 1:30.520		BEST LAP TIME : 1:30.980		DIFFERENCE : 0.460		
LAP	SECTOR 1	SECTOR 2	LAP TIME	MPH	DIFF	TIME OF DAY
1 -		49.431	2:04.365	57.43	33.385	15:21:31.185
2 -	44.743	48.940	1:33.683	76.24	2.703	15:23:04.868
3 -	44.418	47.579	1:31.997	77.63	1.017	15:24:36.865
4 -	43.920	47.261	1:31.181 (2)	78.33	0.201	15:26:08.046
5 -	44.298	46.992	1:31.290 (3)	78.24	0.310	15:27:39.336
6 -	43.528	47.452	1:30.980 (1)	78.50		15:29:10.316
7 -	44.094	49.387	1:33.481	76.40	2.501	15:30:43.797

P16	18 J	Alex MURLEY	Kawasaki - Redfern Stevens - Fast Response Metal Engineerir			
IDEAL LAP TIME : 1:31.878		BEST LAP TIME : 1:31.963		DIFFERENCE : 0.085		
LAP	SECTOR 1	SECTOR 2	LAP TIME	MPH	DIFF	TIME OF DAY
1 -		48.192	1:59.802	59.61	27.839	15:21:26.622
2 -	43.733	48.286	1:32.019 (2)	77.62	0.056	15:22:58.641
3 -	43.785	48.476	1:32.261 (3)	77.41	0.298	15:24:30.902
4 -	44.026	48.586	1:32.612	77.12	0.649	15:26:03.514
5 -	43.818	48.145	1:31.963 (1)	77.66		15:27:35.477
6 -	43.873	52.333	1:36.206	74.24	4.243	15:29:11.683
7 -	44.668	50.066	1:34.734	75.39	2.771	15:30:46.417

Weather / Track : Cloudy / Dry

Snetterton 200
Circuit Length = 1.9840 miles
Start: 15:19 Flag 15:29 End: 15:31

BMCRC - MRO Championships 2015 - Rnd 10 @ Snetterton 200

DFDS Seaways Yamaha Past Masters & ACU Kawasaki Junior Cup & Senior 300 Series

RACE 16 - SECTOR ANALYSIS

SECTOR 1 = FL to I1, SECTOR 2 = I1 to FL, DIFF = Difference To Personal Best Lap

P17 26 J Luke HOPKINS		Kawasaki - MUM				
IDEAL LAP TIME : 1:32.440		BEST LAP TIME : 1:32.440		DIFFERENCE : 0.000		
LAP	SECTOR 1	SECTOR 2	LAP TIME	MPH	DIFF	TIME OF DAY
1 -		49.390	2:03.605	57.78	31.165	15:21:30.425
2 -	45.302	50.351	1:35.653	74.67	3.213	15:23:06.078
3 -	44.631	48.693	1:33.324	76.53	0.884	15:24:39.402
4 -	44.647	48.450	1:33.097 (3)	76.72	0.657	15:26:12.499
5 -	44.533	48.613	1:33.146	76.68	0.706	15:27:45.645
6 -	44.369	48.583	1:32.952 (2)	76.84	0.512	15:29:18.597
7 -	44.223	48.217	1:32.440 (1)	77.26		15:30:51.037

P18 126 S Gareth HOPKINS		Kawasaki -				
IDEAL LAP TIME : 1:33.926		BEST LAP TIME : 1:33.954		DIFFERENCE : 0.028		
LAP	SECTOR 1	SECTOR 2	LAP TIME	MPH	DIFF	TIME OF DAY
1 -		49.982	2:04.468	57.38	30.514	15:21:31.288
2 -	45.704	49.486	1:35.190	75.03	1.236	15:23:06.478
3 -	45.458	48.496	1:33.954 (1)	76.02		15:24:40.432
4 -	45.679	49.150	1:34.829	75.32	0.875	15:26:15.261
5 -	45.861	48.505	1:34.366 (2)	75.68	0.412	15:27:49.627
6 -	45.430	49.196	1:34.626	75.48	0.672	15:29:24.253
7 -	45.882	48.724	1:34.606 (3)	75.49	0.652	15:30:58.859

P19 37 S Craig CLEMONS		Kawasaki - Naomi				
IDEAL LAP TIME : 1:33.625		BEST LAP TIME : 1:34.006		DIFFERENCE : 0.381		
LAP	SECTOR 1	SECTOR 2	LAP TIME	MPH	DIFF	TIME OF DAY
1 -		49.971	2:05.005	57.13	30.999	15:21:31.825
2 -	45.277	49.912	1:35.189	75.03	1.183	15:23:07.014
3 -	45.174	49.412	1:34.586	75.51	0.580	15:24:41.600
4 -	44.712	49.642	1:34.354 (3)	75.69	0.348	15:26:15.954
5 -	45.098	49.801	1:34.899	75.26	0.893	15:27:50.853
6 -	45.157	48.972	1:34.129 (2)	75.88	0.123	15:29:24.982
7 -	45.093	48.913	1:34.006 (1)	75.97		15:30:58.988

P20 113 J Dean BRADLEY		Kawasaki -				
IDEAL LAP TIME : 1:33.470		BEST LAP TIME : 1:33.922		DIFFERENCE : 0.452		
LAP	SECTOR 1	SECTOR 2	LAP TIME	MPH	DIFF	TIME OF DAY
1 -		50.086	2:05.458	56.93	31.536	15:21:32.278
2 -	45.691	49.595	1:35.286	74.95	1.364	15:23:07.564
3 -	45.164	48.978	1:34.142 (2)	75.86	0.220	15:24:41.706
4 -	45.091	49.096	1:34.187 (3)	75.83	0.265	15:26:15.893
5 -	45.816	49.218	1:35.034	75.15	1.112	15:27:50.927
6 -	45.617	48.582	1:34.199	75.82	0.277	15:29:25.126
7 -	45.543	48.379	1:33.922 (1)	76.04		15:30:59.048

P21 69 J Connor HALL		Kawasaki - S & Y CERAMICS				
IDEAL LAP TIME : 1:34.250		BEST LAP TIME : 1:34.840		DIFFERENCE : 0.590		
LAP	SECTOR 1	SECTOR 2	LAP TIME	MPH	DIFF	TIME OF DAY
1 -		53.161	2:08.796	55.45	33.956	15:21:35.616
2 -	45.715	51.055	1:36.770	73.80	1.930	15:23:12.386
3 -	45.102	50.308	1:35.410 (2)	74.86	0.570	15:24:47.796
4 -	45.461	52.356	1:37.817	73.01	2.977	15:26:25.613
5 -	44.233	50.607	1:34.840 (1)	75.31		15:28:00.453
6 -	45.459	50.017	1:35.476 (3)	74.80	0.636	15:29:35.929

P22 93 S Monica ISAAC		Kawasaki - Fins Motorcycles				
IDEAL LAP TIME : 1:35.488		BEST LAP TIME : 1:35.657		DIFFERENCE : 0.169		
LAP	SECTOR 1	SECTOR 2	LAP TIME	MPH	DIFF	TIME OF DAY
1 -		51.791	2:09.463	55.17	33.806	15:21:36.283

Weather / Track : Cloudy / Dry

Snetterton 200
Circuit Length = 1.9840 miles
Start: 15:19 Flag 15:29 End: 15:31

BMCRC - MRO Championships 2015 - Rnd 10 @ Snetterton 200

DFDS Seaways Yamaha Past Masters & ACU Kawasaki Junior Cup & Senior 300 Series

RACE 16 - SECTOR ANALYSIS

SECTOR 1 = FL to I1, SECTOR 2 = I1 to FL, DIFF = Difference To Personal Best Lap

2 -	45.770	51.029	1:36.799	73.78	1.142	15:23:13.082
3 -	45.277	50.717	1:35.994 (3)	74.40	0.337	15:24:49.076
4 -	45.205	50.452	1:35.657 (1)	74.66		15:26:24.733
5 -	45.123	50.940	1:36.063	74.35	0.406	15:28:00.796
6 -	45.336	50.365	1:35.701 (2)	74.63	0.044	15:29:36.497

P23 20 J Kai DICKINSON			Kawasaki - Dad			
IDEAL LAP TIME : 1:37.834		BEST LAP TIME : 1:37.834		DIFFERENCE : 0.000		
LAP	SECTOR 1	SECTOR 2	LAP TIME	MPH	DIFF	TIME OF DAY
1 -		53.425	2:11.270	54.41	33.436	15:21:38.090
2 -	46.615	52.706	1:39.321	71.91	1.487	15:23:17.411
3 -	46.418	52.757	1:39.175	72.01	1.341	15:24:56.586
4 -	46.754	52.185	1:38.939 (3)	72.19	1.105	15:26:35.525
5 -	46.386	52.158	1:38.544 (2)	72.48	0.710	15:28:14.069
6 -	45.902	51.932	1:37.834 (1)	73.00		15:29:51.903

P24 139 S Pat SMITH			Kawasaki -			
IDEAL LAP TIME : 1:38.155		BEST LAP TIME : 1:38.425		DIFFERENCE : 0.270		
LAP	SECTOR 1	SECTOR 2	LAP TIME	MPH	DIFF	TIME OF DAY
1 -		53.815	2:11.771	54.20	33.346	15:21:38.591
2 -	47.067	52.589	1:39.656	71.67	1.231	15:23:18.247
3 -	46.815	51.847	1:38.662 (2)	72.39	0.237	15:24:56.909
4 -	47.865	51.820	1:39.685	71.65	1.260	15:26:36.594
5 -	47.072	51.353	1:38.425 (1)	72.56		15:28:15.019
6 -	46.802	51.976	1:38.778 (3)	72.30	0.353	15:29:53.797

P25 64 S Mike DEVALL			Kawasaki -			
IDEAL LAP TIME : 1:38.081		BEST LAP TIME : 1:38.169		DIFFERENCE : 0.088		
LAP	SECTOR 1	SECTOR 2	LAP TIME	MPH	DIFF	TIME OF DAY
1 -		53.855	2:12.448	53.92	34.279	15:21:39.268
2 -	47.213	52.524	1:39.737	71.61	1.568	15:23:19.005
3 -	46.672	52.509	1:39.181	72.01	1.012	15:24:58.186
4 -	47.049	52.124	1:39.173 (3)	72.02	1.004	15:26:37.359
5 -	46.760	51.409	1:38.169 (1)	72.75		15:28:15.528
6 -	46.712	52.307	1:39.019 (2)	72.13	0.850	15:29:54.547

P26 8 S Graham TOWLER			Kawasaki -			
IDEAL LAP TIME : 1:47.736		BEST LAP TIME : 1:47.806		DIFFERENCE : 0.070		
LAP	SECTOR 1	SECTOR 2	LAP TIME	MPH	DIFF	TIME OF DAY
1 -		57.331	2:19.970	51.02	32.164	15:21:46.790
2 -	51.479	57.428	1:48.907	65.58	1.101	15:23:35.697
3 -	51.653	57.293	1:48.946	65.56	1.140	15:25:24.643
4 -	51.617	56.985	1:48.602 (3)	65.76	0.796	15:27:13.245
5 -	51.196	56.899	1:48.095 (2)	66.07	0.289	15:29:01.340
6 -	51.266	56.540	1:47.806 (1)	66.25		15:30:49.146

BMCRC - MRO Championships 2015 - Rnd 10 @ Snetterton 200

DFDS Seaways Yamaha Past Masters & ACU Kawasaki Junior Cup & Senior 300 Series

RACE 16 - BEST SECTORS

SECTOR 1			SECTOR 2			IDEAL / BEST COMPARISON						
POS	NO	NAME	TIME	NO	NAME	TIME	POS	NO	NAME	IDEAL	BEST	DIFF
									PERFECT LAP	1:23.949		
1	50	HIGLETT	40.055	6	BARBER	43.894	1	6	BARBER	1:24.020	1:24.506	0.486
2	6	BARBER	40.126	50	HIGLETT	44.051	2	50	HIGLETT	1:24.106	1:24.106	0.000
3	101	DAVIES	40.503	101	DAVIES	45.091	3	101	DAVIES	1:25.594	1:25.887	0.293
4	14	EDMONDSON	40.563	14	EDMONDSON	45.124	4	14	EDMONDSON	1:25.687	1:26.252	0.565
5	74	WHITBY	41.170	46	ROWLINGS	45.809	5	74	WHITBY	1:27.590	1:27.590	0.000
6	29	HARWOOD	41.668	23	MITCHELL	45.847	6	81	GRANT	1:27.902	1:28.375	0.473
7	81	GRANT	41.863	81	GRANT	46.039	7	29	HARWOOD	1:27.957	1:28.054	0.097
8	75	HIGERTY	41.973	19	ALDERSON	46.129	8	75	HIGERTY	1:28.155	1:28.313	0.158
9	169	SAWYER	42.328	75	HIGERTY	46.182	9	23	MITCHELL	1:28.457	1:29.021	0.564
10	10	PRENTICE	42.390	29	HARWOOD	46.289	10	46	ROWLINGS	1:28.578	1:28.578	0.000
11	23	MITCHELL	42.610	74	WHITBY	46.420	11	19	ALDERSON	1:29.213	1:29.335	0.122
12	46	ROWLINGS	42.769	10	PRENTICE	46.969	12	10	PRENTICE	1:29.359	1:29.478	0.119
13	19	ALDERSON	43.084	3	LAMBDEN	46.992	13	169	SAWYER	1:29.473	1:29.754	0.281
14	3	LAMBDEN	43.528	169	SAWYER	47.145	14	3	LAMBDEN	1:30.520	1:30.980	0.460
15	18	MURLEY	43.733	18	MURLEY	48.145	15	18	MURLEY	1:31.878	1:31.963	0.085
16	26	HOPKINS	44.223	26	HOPKINS	48.217	16	26	HOPKINS	1:32.440	1:32.440	0.000
17	69	HALL	44.233	113	BRADLEY	48.379	17	113	BRADLEY	1:33.470	1:33.922	0.452
18	7	MARSHALL	44.658	126	HOPKINS	48.496	18	37	CLEMONS	1:33.625	1:34.006	0.381
19	37	CLEMONS	44.712	37	CLEMONS	48.913	19	126	HOPKINS	1:33.926	1:33.954	0.028
20	113	BRADLEY	45.091	69	HALL	50.017	20	69	HALL	1:34.250	1:34.840	0.590
21	93	ISAAC	45.123	7	MARSHALL	50.043	21	7	MARSHALL	1:34.701	1:34.701	0.000
22	126	HOPKINS	45.430	93	ISAAC	50.365	22	93	ISAAC	1:35.488	1:35.657	0.169
23	20	DICKINSON	45.902	139	SMITH	51.353	23	20	DICKINSON	1:37.834	1:37.834	0.000
24	64	DEVALL	46.672	64	DEVALL	51.409	24	64	DEVALL	1:38.081	1:38.169	0.088
25	139	SMITH	46.802	20	DICKINSON	51.932	25	139	SMITH	1:38.155	1:38.425	0.270
26	8	TOWLER	51.196	8	TOWLER	56.540	26	8	TOWLER	1:47.736	1:47.806	0.070
27												

Weather / Track : Cloudy / Dry

Results can be found at www.tsl-timing.com

Snetterton 200

Circuit Length = 1.9840 miles

Start: 15:19 Flag 15:29 End: 15:31

Printed - 15:33 Sunday, 25 October 2015



BMZRC 250 MZ

Snetterton 200

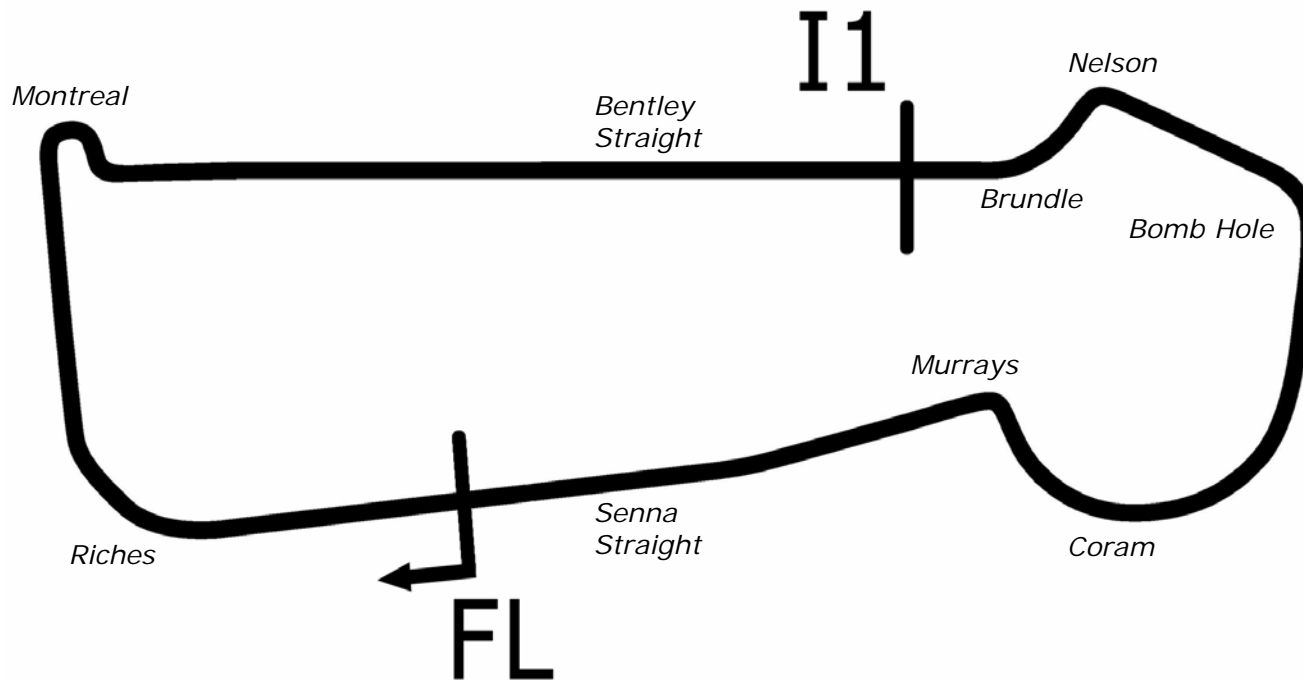
24th & 25th October 2015



Results Provided by Timing Solutions Ltd

www.tsl-timing.com

Snetterton 200



Length	1.9840 miles	3193.0 m	
FL		52.46340 N	0.94476 E
I1	1612m	52.46617 N	0.94964 E
Pit Entry	2987m	52.46364 N	0.94774 E
Pit Exit	40m after FL	52.46338 N	0.94420 E
Pit Entry–Pit Exit 246m, 14.7s @60kph, 11.0s @80kph			

All results available at www.tsl-timing.com

BMCRC - MRO Championships 2015 - Rnd 10 @ Snetterton 200

Freshdrop BMZRC 250 MZ

PRACTICE - CLASSIFICATION

POS	NO	CL	PIC NAME	ENTRY	TIME	ON	LAPS	GAP	DIFF	MPH
1	82		1 Mark TAYLOR	MZ - B K NOLTE contracts limited	1:32.137	9	10			77.52
2	75		2 Peter WOODALL	MZ - Core Projects Ltd	1:32.397	8	10	0.260	0.260	77.30
3	33		3 Greg WRIGHT	MZ - Neos-IT	1:33.512	6	8	1.375	1.115	76.38
4	95		4 Christopher ROGERS	MZ -	1:34.747	5	6	2.610	1.235	75.38
5	96		5 Chris KENT	MZ - Open to Offers!	1:35.854	8	9	3.717	1.107	74.51
6	22		6 Simon FINCH	MZ - The Bayard Partnership, ASK Plumbing & Heating	1:36.109	2	9	3.972	0.255	74.31
7	85		7 Andrew WALES	MZ - Illuminated Design LTD	1:36.228	5	8	4.091	0.119	74.22
8	62	R	1 Nicholas BETTRIDGE	MZ -	1:37.462	7	8	5.325	1.234	73.28
9	20	R	2 Christopher WATSON	MZ - Expert Locksmiths Medway	1:39.117	4	9	6.980	1.655	72.06
10	65	R	3 Konrad BREESE	MZ -	1:39.497	5	9	7.360	0.380	71.78
11	114		8 Ryan ANDERSON	MZ -	1:39.639	8	8	7.502	0.142	71.68
12	43		9 Daniel BARFORD	MZ -	1:40.182	7	9	8.045	0.543	71.29
13	3		10 Max MAUD	MZ -	1:40.249	9	9	8.112	0.067	71.24
14	60		11 Jack YOUNGE	MZ -	1:41.917	7	9	9.780	1.668	70.08
15	45		12 Charlotte MORTON	MZ - HS Racing	1:42.227	2	4	10.090	0.310	69.86
16	18		13 Barry GREEN	MZ -	1:43.238	2	3	11.101	1.011	69.18
17	7	R	4 David PATERSON	MZ - arnold self drive	1:43.428	9	9	11.291	0.190	69.05
18	41		14 Gary WILLIAMS	MZ -	1:43.611	4	6	11.474	0.183	68.93
19	51	R	5 Duane SUTCH	MZ -	1:43.808	7	9	11.671	0.197	68.80
20	47		15 Richard FAYERS	MZ -	1:44.282	3	7	12.145	0.474	68.49
21	9		16 Gary HOWLETT	MZ - HS Racing	1:44.581	8	9	12.444	0.299	68.29
22	44*	R	6 Robert DESSOY	MZ - Walter Kaaden - Oscilloscopes	1:59.583	1	2	27.446	15.002	59.72
23	6		17 Jerry FROST	MZ -			0			

* No. 44 - Please fit a working transponder

Weather / Track : Cloudy / Dry

These results are provisional until the conclusion of any judicial and technical matters.

Snetterton 200

Circuit Length = 1.9840 miles

Start: 10:49 Flag 11:04 End: 11:06

Clerk Of Course :	Timekeeper :
-------------------	--------------

Results can be found at www.tsl-timing.com

Printed - 11:06 Saturday, 24 October 2015



BMCRC - MRO Championships 2015 - Rnd 10 @ Snetterton 200

Freshdrop BMZRC 250 MZ

PRACTICE - SECTOR ANALYSIS

SECTOR 1 = FL to I1, SECTOR 2 = I1 to FL, DIFF = Difference To Personal Best Lap

P1 82		Mark TAYLOR		MZ - B K NOLTE contracts limited			
IDEAL LAP TIME : 1:32.137		BEST LAP TIME : 1:32.137		DIFFERENCE : 0.000			
LAP	SECTOR 1	SECTOR 2	LAP TIME	MPH	DIFF	TIME OF DAY	
1 -	50.406	52.263	1:42.669	69.56	10.532	10:51:47.699	
2 -	47.191	50.657	1:37.848	72.99	5.711	10:53:25.547	
3 -	46.252	49.506	1:35.758	74.58	3.621	10:55:01.305	
4 -	45.791	48.564	1:34.355	75.69	2.218	10:56:35.660	
5 -	45.161	48.531	1:33.692	76.23	1.555	10:58:09.352	
6 -	46.703	48.149	1:34.852	75.30	2.715	10:59:44.204	
7 -	45.004	47.635	1:32.639 (2)	77.10	0.502	11:01:16.843	
8 -	45.032	48.134	1:33.166 (3)	76.66	1.029	11:02:50.009	
9 -	44.774	47.363	1:32.137 (1)	77.52		11:04:22.146	
10 -	48.452	48.792	1:37.244	73.44	5.107	11:05:59.390	

P2 75		Peter WOODALL		MZ - Core Projects Ltd			
IDEAL LAP TIME : 1:31.934		BEST LAP TIME : 1:32.397		DIFFERENCE : 0.463			
LAP	SECTOR 1	SECTOR 2	LAP TIME	MPH	DIFF	TIME OF DAY	
1 -	52.858	51.760	1:44.618	68.27	12.221	10:51:50.074	
2 -	46.752	48.883	1:35.635	74.68	3.238	10:53:25.709	
3 -	46.854	49.152	1:36.006	74.39	3.609	10:55:01.715	
4 -	45.476	48.332	1:33.808	76.13	1.411	10:56:35.523	
5 -	45.069	47.444	1:32.513	77.20	0.116	10:58:08.036	
6 -	46.545	47.804	1:34.349	75.70	1.952	10:59:42.385	
7 -	45.189	47.315	1:32.504 (3)	77.21	0.107	11:01:14.889	
8 -	44.890	47.507	1:32.397 (1)	77.30		11:02:47.286	
9 -	44.619	48.072	1:32.691	77.05	0.294	11:04:19.977	
10 -	44.859	47.636	1:32.495 (2)	77.22	0.098	11:05:52.472	

P3 33		Greg WRIGHT		MZ - Neos-IT			
IDEAL LAP TIME : 1:33.427		BEST LAP TIME : 1:33.512		DIFFERENCE : 0.085			
LAP	SECTOR 1	SECTOR 2	LAP TIME	MPH	DIFF	TIME OF DAY	
1 -	56.026	56.786	1:52.812	63.31	19.300	10:52:05.312	
2 -	50.553	52.347	1:42.900	69.41	9.388	10:53:48.212	
3 -	47.973	51.361	1:39.334	71.90	5.822	10:55:27.546	
4 -	47.238	48.609	1:35.847	74.52	2.335	10:57:03.393	
5 -	46.015	48.614	1:34.629 (3)	75.47	1.117	10:58:38.022	
6 -	45.273	48.239	1:33.512 (1)	76.38		11:00:11.534	
7 -	46.169	48.154	1:34.323 (2)	75.72	0.811	11:01:45.857	
8 -	46.599	51.455	1:38.054	72.84	4.542	11:03:23.911	

P4 95		Christopher ROGERS		MZ -			
IDEAL LAP TIME : 1:34.719		BEST LAP TIME : 1:34.747		DIFFERENCE : 0.028			
LAP	SECTOR 1	SECTOR 2	LAP TIME	MPH	DIFF	TIME OF DAY	
1 -	50.753	52.224	1:42.977	69.36	8.230	10:51:46.973	
2 -	47.319	50.075	1:37.394	73.33	2.647	10:53:24.367	
3 -	48.011	49.304	1:37.315	73.39	2.568	10:55:01.682	
4 -	47.018	48.873	1:35.891 (2)	74.48	1.144	10:56:37.573	
5 -	46.150	48.597	1:34.747 (1)	75.38		10:58:12.320	
6 -	46.122	50.008	1:36.130 (3)	74.30	1.383	10:59:48.450	

P5 96		Chris KENT		MZ - Open to Offers!			
IDEAL LAP TIME : 1:35.761		BEST LAP TIME : 1:35.854		DIFFERENCE : 0.093			
LAP	SECTOR 1	SECTOR 2	LAP TIME	MPH	DIFF	TIME OF DAY	
1 -	54.067	55.002	1:49.069	65.48	13.215	10:51:53.172	
2 -	47.191	IN PIT	2:21.049 P	50.63	45.195	10:54:14.221	
3 -	OUTLAP	53.568	1:45.192	67.90	9.338	10:55:59.413	
4 -	46.641	51.463	1:38.104	72.80	2.250	10:57:37.517	
5 -	46.242	52.103	1:38.345	72.62	2.491	10:59:15.862	
6 -	46.125	50.659	1:36.784 (3)	73.79	0.930	11:00:52.646	

Weather / Track : Cloudy / Dry

Snetterton 200
Circuit Length = 1.9840 miles
Start: 10:49 Flag 11:04 End: 11:06

BMCRC - MRO Championships 2015 - Rnd 10 @ Snetterton 200

Freshdrop BMZRC 250 MZ

PRACTICE - SECTOR ANALYSIS

SECTOR 1 = FL to I1, SECTOR 2 = I1 to FL, DIFF = Difference To Personal Best Lap

7 -	46.307	50.021	1:36.328 (2)	74.14	0.474	11:02:28.974
8 -	45.740	50.114	1:35.854 (1)	74.51		11:04:04.828
9 -	45.753	51.242	1:36.995	73.63	1.141	11:05:41.823

P6 22		Simon FINCH		MZ - The Bayard Partnership, ASK Plumbing & Heating			
IDEAL LAP TIME : 1:36.109		BEST LAP TIME : 1:36.109		DIFFERENCE : 0.000			
LAP	SECTOR 1	SECTOR 2	LAP TIME	MPH	DIFF	TIME OF DAY	
1 -	52.351	52.174	1:44.525	68.33	8.416	10:51:50.101	
2 -	46.540	49.569	1:36.109 (1)	74.31		10:53:26.210	
3 -	46.772	50.221	1:36.993 (3)	73.63	0.884	10:55:03.203	
4 -	46.568	49.575	1:36.143 (2)	74.29	0.034	10:56:39.346	
5 -	47.157	50.102	1:37.259	73.43	1.150	10:58:16.605	
6 -	46.713	51.787	1:38.500	72.51	2.391	10:59:55.105	
7 -	47.304	50.269	1:37.573	73.20	1.464	11:01:32.678	
8 -	47.269	52.523	1:39.792	71.57	3.683	11:03:12.470	
9 -	47.030	50.221	1:37.251	73.44	1.142	11:04:49.721	

P7 85		Andrew WALES		MZ - Illuminated Design LTD			
IDEAL LAP TIME : 1:35.676		BEST LAP TIME : 1:36.228		DIFFERENCE : 0.552			
LAP	SECTOR 1	SECTOR 2	LAP TIME	MPH	DIFF	TIME OF DAY	
1 -	49.835	53.359	1:43.194	69.21	6.966	10:51:46.842	
2 -	47.431	51.497	1:38.928	72.19	2.700	10:53:25.770	
3 -	47.021	50.388	1:37.409	73.32	1.181	10:55:03.179	
4 -	45.918	50.686	1:36.604 (2)	73.93	0.376	10:56:39.783	
5 -	46.470	49.758	1:36.228 (1)	74.22		10:58:16.011	
6 -	46.167	50.511	1:36.678 (3)	73.87	0.450	10:59:52.689	
7 -	46.236	50.823	1:37.059	73.58	0.831	11:01:29.748	
8 -	46.843	51.208	1:38.051	72.84	1.823	11:03:07.799	

P8 62 R		Nicholas BETTRIDGE		MZ -			
IDEAL LAP TIME : 1:37.462		BEST LAP TIME : 1:37.462		DIFFERENCE : 0.000			
LAP	SECTOR 1	SECTOR 2	LAP TIME	MPH	DIFF	TIME OF DAY	
1 -	52.187	54.919	1:47.106	66.68	9.644	10:51:53.352	
2 -	47.268	53.629	1:40.897	70.79	3.435	10:53:34.249	
3 -	48.232	51.363	1:39.595	71.71	2.133	10:55:13.844	
4 -	47.644	51.998	1:39.642	71.68	2.180	10:56:53.486	
5 -	47.808	51.567	1:39.375	71.87	1.913	10:58:32.861	
6 -	47.962	51.287	1:39.249 (3)	71.96	1.787	11:00:12.110	
7 -	46.765	50.697	1:37.462 (1)	73.28		11:01:49.572	
8 -	47.326	51.731	1:39.057 (2)	72.10	1.595	11:03:28.629	

P9 20 R		Christopher WATSON		MZ - Expert Locksmiths Medway			
IDEAL LAP TIME : 1:39.117		BEST LAP TIME : 1:39.117		DIFFERENCE : 0.000			
LAP	SECTOR 1	SECTOR 2	LAP TIME	MPH	DIFF	TIME OF DAY	
1 -	51.183	53.180	1:44.363	68.43	5.246	10:51:48.772	
2 -	48.315	51.452	1:39.767 (3)	71.59	0.650	10:53:28.539	
3 -	47.895	51.565	1:39.460 (2)	71.81	0.343	10:55:07.999	
4 -	47.856	51.261	1:39.117 (1)	72.06		10:56:47.116	
5 -	48.948	51.298	1:40.246	71.25	1.129	10:58:27.362	
6 -	48.378	52.183	1:40.561	71.02	1.444	11:00:07.923	
7 -	48.836	51.366	1:40.202	71.28	1.085	11:01:48.125	
8 -	48.198	51.714	1:39.912	71.48	0.795	11:03:28.037	
9 -	48.102	52.766	1:40.868	70.81	1.751	11:05:08.905	

P10 65 R		Konrad BREESE		MZ -			
IDEAL LAP TIME : 1:39.270		BEST LAP TIME : 1:39.497		DIFFERENCE : 0.227			
LAP	SECTOR 1	SECTOR 2	LAP TIME	MPH	DIFF	TIME OF DAY	
1 -	53.543	57.482	1:51.025	64.33	11.528	10:52:00.507	
2 -	48.455	52.332	1:40.787	70.86	1.290	10:53:41.294	

Weather / Track : Cloudy / Dry

Snetterton 200
Circuit Length = 1.9840 miles
Start: 10:49 Flag 11:04 End: 11:06

BMCRC - MRO Championships 2015 - Rnd 10 @ Snetterton 200

Freshdrop BMZRC 250 MZ

PRACTICE - SECTOR ANALYSIS

SECTOR 1 = FL to I1, SECTOR 2 = I1 to FL, DIFF = Difference To Personal Best Lap

3 -	48.514	52.382	1:40.896	70.79	1.399	10:55:22.190
4 -	49.176	51.857	1:41.033	70.69	1.536	10:57:03.223
5 -	48.682	50.815	1:39.497 (1)	71.78		10:58:42.720
6 -	48.742	51.513	1:40.255 (2)	71.24	0.758	11:00:22.975
7 -	49.071	51.814	1:40.885	70.79	1.388	11:02:03.860
8 -	48.975	51.596	1:40.571	71.01	1.074	11:03:44.431
9 -	49.156	51.292	1:40.448 (3)	71.10	0.951	11:05:24.879

P11 114		Ryan ANDERSON		MZ -		
IDEAL LAP TIME : 1:39.639		BEST LAP TIME : 1:39.639		DIFFERENCE : 0.000		
LAP	SECTOR 1	SECTOR 2	LAP TIME	MPH	DIFF	TIME OF DAY

1 -	59.490	1:02.966	2:02.456	58.32	22.817	10:52:11.494
2 -	57.051	1:00.882	1:57.933	60.56	18.294	10:54:09.427
3 -	53.116	57.847	1:50.963	64.36	11.324	10:56:00.390
4 -	49.675	1:15.266	2:04.941	57.16	25.302	10:58:05.331
5 -	51.139	53.533	1:44.672	68.23	5.033	10:59:50.003
6 -	48.750	52.726	1:41.476 (3)	70.38	1.837	11:01:31.479
7 -	48.117	53.108	1:41.225 (2)	70.56	1.586	11:03:12.704
8 -	47.221	52.418	1:39.639 (1)	71.68		11:04:52.343

P12 43		Daniel BARFORD		MZ -		
IDEAL LAP TIME : 1:40.182		BEST LAP TIME : 1:40.182		DIFFERENCE : 0.000		
LAP	SECTOR 1	SECTOR 2	LAP TIME	MPH	DIFF	TIME OF DAY

1 -	54.184	57.571	1:51.755	63.91	11.573	10:52:01.011
2 -	50.576	56.398	1:46.974	66.76	6.792	10:53:47.985
3 -	50.573	54.773	1:45.346	67.80	5.164	10:55:33.331
4 -	48.777	53.412	1:42.189	69.89	2.007	10:57:15.520
5 -	48.146	54.078	1:42.224	69.87	2.042	10:58:57.744
6 -	48.321	52.987	1:41.308 (2)	70.50	1.126	11:00:39.052
7 -	47.859	52.323	1:40.182 (1)	71.29		11:02:19.234
8 -	48.445	52.926	1:41.371 (3)	70.45	1.189	11:04:00.605
9 -	48.875	52.596	1:41.471	70.38	1.289	11:05:42.076

P13 3		Max MAUD		MZ -		
IDEAL LAP TIME : 1:40.249		BEST LAP TIME : 1:40.249		DIFFERENCE : 0.000		
LAP	SECTOR 1	SECTOR 2	LAP TIME	MPH	DIFF	TIME OF DAY

1 -	53.669	55.956	1:49.625	65.15	9.376	10:51:54.419
2 -	49.286	53.472	1:42.758	69.50	2.509	10:53:37.177
3 -	49.399	53.013	1:42.412	69.74	2.163	10:55:19.589
4 -	49.573	52.814	1:42.387	69.76	2.138	10:57:01.976
5 -	49.571	53.721	1:43.292	69.14	3.043	10:58:45.268
6 -	49.250	53.251	1:42.501	69.68	2.252	11:00:27.769
7 -	49.291	52.639	1:41.930 (3)	70.07	1.681	11:02:09.699
8 -	48.888	52.131	1:41.019 (2)	70.70	0.770	11:03:50.718
9 -	48.630	51.619	1:40.249 (1)	71.24		11:05:30.967

P14 60		Jack YOUNGE		MZ -		
IDEAL LAP TIME : 1:41.621		BEST LAP TIME : 1:41.917		DIFFERENCE : 0.296		
LAP	SECTOR 1	SECTOR 2	LAP TIME	MPH	DIFF	TIME OF DAY

1 -	57.100	58.999	1:56.099	61.52	14.182	10:52:06.990
2 -	51.510	56.250	1:47.760	66.28	5.843	10:53:54.750
3 -	50.188	55.511	1:45.699	67.57	3.782	10:55:40.449
4 -	50.207	54.715	1:44.922	68.07	3.005	10:57:25.371
5 -	49.504	53.593	1:43.097	69.27	1.180	10:59:08.468
6 -	49.087	55.433	1:44.520	68.33	2.603	11:00:52.988
7 -	48.744	53.173	1:41.917 (1)	70.08		11:02:34.905
8 -	49.756	52.877	1:42.633 (3)	69.59	0.716	11:04:17.538
9 -	48.910	53.380	1:42.290 (2)	69.82	0.373	11:05:59.828

Weather / Track : Cloudy / Dry

Snetterton 200

Circuit Length = 1.9840 miles

Start: 10:49 Flag 11:04 End: 11:06

BMCRC - MRO Championships 2015 - Rnd 10 @ Snetterton 200

Freshdrop BMZRC 250 MZ

PRACTICE - SECTOR ANALYSIS

SECTOR 1 = FL to I1, SECTOR 2 = I1 to FL, DIFF = Difference To Personal Best Lap

P15 45		Charlotte MORTON		MZ - HS Racing		
IDEAL LAP TIME : 1:41.197		BEST LAP TIME : 1:42.227		DIFFERENCE : 1.030		
LAP	SECTOR 1	SECTOR 2	LAP TIME	MPH	DIFF	TIME OF DAY
1 -	57.677	56.704	1:54.381	62.44	12.154	10:51:59.290
2 -	49.371	52.856	1:42.227 (1)	69.86		10:53:41.517
3 -	53.554	52.955	1:46.509 (3)	67.06	4.282	10:55:28.026
4 -	48.454	55.913	1:44.367 (2)	68.43	2.140	10:57:12.393

P16 18		Barry GREEN		MZ -		
IDEAL LAP TIME : 1:43.238		BEST LAP TIME : 1:43.238		DIFFERENCE : 0.000		
LAP	SECTOR 1	SECTOR 2	LAP TIME	MPH	DIFF	TIME OF DAY
1 -	54.422	56.006	1:50.428 (3)	64.68	7.190	10:51:57.943
2 -	49.513	53.725	1:43.238 (1)	69.18		10:53:41.181
3 -	49.804	53.970	1:43.774 (2)	68.82	0.536	10:55:24.955

P17 7 R		David PATERSON		MZ - arnold self drive		
IDEAL LAP TIME : 1:42.939		BEST LAP TIME : 1:43.428		DIFFERENCE : 0.489		
LAP	SECTOR 1	SECTOR 2	LAP TIME	MPH	DIFF	TIME OF DAY
1 -	55.784	57.762	1:53.546	62.90	10.118	10:52:00.786
2 -	50.742	54.818	1:45.560	67.66	2.132	10:53:46.346
3 -	50.769	56.323	1:47.092	66.69	3.664	10:55:33.438
4 -	49.528	56.393	1:45.921	67.43	2.493	10:57:19.359
5 -	49.638	55.420	1:45.058 (3)	67.98	1.630	10:59:04.417
6 -	51.771	54.704	1:46.475	67.08	3.047	11:00:50.892
7 -	49.976	53.992	1:43.968 (2)	68.69	0.540	11:02:34.860
8 -	49.774	55.965	1:45.739	67.54	2.311	11:04:20.599
9 -	48.947	54.481	1:43.428 (1)	69.05		11:06:04.027

P18 41		Gary WILLIAMS		MZ -		
IDEAL LAP TIME : 1:43.252		BEST LAP TIME : 1:43.611		DIFFERENCE : 0.359		
LAP	SECTOR 1	SECTOR 2	LAP TIME	MPH	DIFF	TIME OF DAY
1 -	56.661	58.658	1:55.319	61.93	11.708	10:52:07.380
2 -	50.710	54.383	1:45.093 (3)	67.96	1.482	10:53:52.473
3 -	49.852	54.111	1:43.963 (2)	68.70	0.352	10:55:36.436
4 -	50.211	53.400	1:43.611 (1)	68.93		10:57:20.047
5 -	50.281	55.120	1:45.401	67.76	1.790	10:59:05.448
6 -	50.558	59.842	1:50.400	64.69	6.789	11:00:55.848

P19 51 R		Duane SUTCH		MZ -		
IDEAL LAP TIME : 1:43.568		BEST LAP TIME : 1:43.808		DIFFERENCE : 0.240		
LAP	SECTOR 1	SECTOR 2	LAP TIME	MPH	DIFF	TIME OF DAY
1 -	56.582	57.389	1:53.971	62.66	10.163	10:52:02.479
2 -	50.504	55.380	1:45.884	67.45	2.076	10:53:48.363
3 -	50.599	54.759	1:45.358	67.79	1.550	10:55:33.721
4 -	49.254	56.847	1:46.101	67.31	2.293	10:57:19.822
5 -	50.962	55.188	1:46.150	67.28	2.342	10:59:05.972
6 -	49.770	54.943	1:44.713 (2)	68.21	0.905	11:00:50.685
7 -	49.494	54.314	1:43.808 (1)	68.80		11:02:34.493
8 -	50.012	54.845	1:44.857 (3)	68.11	1.049	11:04:19.350
9 -	49.890	56.208	1:46.098	67.32	2.290	11:06:05.448

P20 47		Richard FAYERS		MZ -		
IDEAL LAP TIME : 1:43.999		BEST LAP TIME : 1:44.282		DIFFERENCE : 0.283		
LAP	SECTOR 1	SECTOR 2	LAP TIME	MPH	DIFF	TIME OF DAY
1 -	56.053	57.663	1:53.716	62.81	9.434	10:52:00.289
2 -	50.896	56.182	1:47.078	66.70	2.796	10:53:47.367
3 -	49.544	54.738	1:44.282 (1)	68.49		10:55:31.649
4 -	50.790	56.812	1:47.602	66.37	3.320	10:57:19.251

Weather / Track : Cloudy / Dry

Snetterton 200
Circuit Length = 1.9840 miles
Start: 10:49 Flag 11:04 End: 11:06

BMCRC - MRO Championships 2015 - Rnd 10 @ Snetterton 200

Freshdrop BMZRC 250 MZ

PRACTICE - SECTOR ANALYSIS

SECTOR 1 = FL to I1, SECTOR 2 = I1 to FL, DIFF = Difference To Personal Best Lap

5 -	51.054	54.455	1:45.509 (2)	67.69	1.227	10:59:04.760
6 -	50.429	55.428	1:45.857 (3)	67.47	1.575	11:00:50.617
7 -	51.109	55.356	1:46.465	67.08	2.183	11:02:37.082

P21 9 Gary HOWLETT		MZ - HS Racing				
IDEAL LAP TIME : 1:44.017		BEST LAP TIME : 1:44.581		DIFFERENCE : 0.564		
LAP	SECTOR 1	SECTOR 2	LAP TIME	MPH	DIFF	TIME OF DAY
1 -	54.181	59.277	1:53.458	62.95	8.877	10:52:02.545
2 -	50.776	54.456	1:45.232 (3)	67.87	0.651	10:53:47.777
3 -	51.349	54.522	1:45.871	67.46	1.290	10:55:33.648
4 -	51.439	54.378	1:45.817	67.49	1.236	10:57:19.465
5 -	51.813	55.052	1:46.865	66.83	2.284	10:59:06.330
6 -	50.942	56.538	1:47.480	66.45	2.899	11:00:53.810
7 -	50.684	54.092	1:44.776 (2)	68.16	0.195	11:02:38.586
8 -	51.248	53.333	1:44.581 (1)	68.29		11:04:23.167
9 -	51.390	54.641	1:46.031	67.36	1.450	11:06:09.198

P22 44 R Robert DESSOY		MZ - Walter Kaaden - Oscilloscopes				
IDEAL LAP TIME :		BEST LAP TIME : 1:59.583		DIFFERENCE :		
LAP	SECTOR 1	SECTOR 2	LAP TIME	MPH	DIFF	TIME OF DAY
1 -			1:59.583 (1)	59.72		10:52:08.683
2 -			2:00.806 (2)	59.12	1.223	10:54:09.489

BMCRC - MRO Championships 2015 - Rnd 10 @ Snetterton 200

Freshdrop BMZRC 250 MZ

PRACTICE - BEST SECTORS

SECTOR 1				SECTOR 2				IDEAL / BEST COMPARISON				
POS	NO	NAME	TIME	NO	NAME	TIME	POS	NO	NAME	IDEAL	BEST	DIFF
									PERFECT LAP	1:31.934		
1	75	WOODALL	44.619	75	WOODALL	47.315	1	75	WOODALL	1:31.934	1:32.397	0.463
2	82	TAYLOR	44.774	82	TAYLOR	47.363	2	82	TAYLOR	1:32.137	1:32.137	0.000
3	33	WRIGHT	45.273	33	WRIGHT	48.154	3	33	WRIGHT	1:33.427	1:33.512	0.085
4	96	KENT	45.740	95	ROGERS	48.597	4	95	ROGERS	1:34.719	1:34.747	0.028
5	85	WALES	45.918	22	FINCH	49.569	5	85	WALES	1:35.676	1:36.228	0.552
6	95	ROGERS	46.122	85	WALES	49.758	6	96	KENT	1:35.761	1:35.854	0.093
7	22	FINCH	46.540	96	KENT	50.021	7	22	FINCH	1:36.109	1:36.109	0.000
8	62	BETTRIDGE	46.765	62	BETTRIDGE	50.697	8	62	BETTRIDGE	1:37.462	1:37.462	0.000
9	114	ANDERSON	47.221	65	BREESE	50.815	9	20	WATSON	1:39.117	1:39.117	0.000
10	20	WATSON	47.856	20	WATSON	51.261	10	65	BREESE	1:39.270	1:39.497	0.227
11	43	BARFORD	47.859	3	MAUD	51.619	11	114	ANDERSON	1:39.639	1:39.639	0.000
12	45	MORTON	48.341	43	BARFORD	52.323	12	43	BARFORD	1:40.182	1:40.182	0.000
13	65	BREESE	48.455	114	ANDERSON	52.418	13	3	MAUD	1:40.249	1:40.249	0.000
14	3	MAUD	48.630	45	MORTON	52.856	14	45	MORTON	1:41.197	1:42.227	1.030
15	60	YOUNGE	48.744	60	YOUNGE	52.877	15	60	YOUNGE	1:41.621	1:41.917	0.296
16	7	PATERSON	48.947	9	HOWLETT	53.333	16	7	PATERSON	1:42.939	1:43.428	0.489
17	51	SUTCH	49.254	41	WILLIAMS	53.400	17	18	GREEN	1:43.238	1:43.238	0.000
18	18	GREEN	49.513	18	GREEN	53.725	18	41	WILLIAMS	1:43.252	1:43.611	0.359
19	47	FAYERS	49.544	7	PATERSON	53.992	19	51	SUTCH	1:43.568	1:43.808	0.240
20	41	WILLIAMS	49.852	51	SUTCH	54.314	20	47	FAYERS	1:43.999	1:44.282	0.283
21	9	HOWLETT	50.684	47	FAYERS	54.455	21	9	HOWLETT	1:44.017	1:44.581	0.564
22	6	FROST	52.010				22	44	DESSOY		1:59.583	
23												

Weather / Track : Cloudy / Dry

Results can be found at www.tsl-timing.com

Snetterton 200

Circuit Length = 1.9840 miles

Start: 10:49 Flag 11:04 End: 11:06

Printed - 11:07 Saturday, 24 October 2015

BMCRC - MRO Championships 2015 - Rnd 10 @ Snetterton 200

Freshdrop BMZRC 250 MZ

RACE 7 - CLASSIFICATION

POS	NO	CL	PIC NAME	ENTRY	LAPS	TIME	GAP	DIFF	MPH	BEST	ON
1	95		1 Christopher ROGERS	MZ -	4	7:02.193			67.67	1:43.347	4
2	82		2 Mark TAYLOR	MZ - B K NOLTE contracts limited	4	7:05.647	3.454	3.454	67.12	1:44.156	2
3	33		3 Greg WRIGHT	MZ - Neos-IT	4	7:27.050	24.857	21.403	63.90	1:47.294	4
4	18		4 Barry GREEN	MZ -	4	7:27.911	25.718	0.861	63.78	1:47.622	4
5	20	R	1 Christopher WATSON	MZ - Expert Locksmiths Medway	4	7:28.397	26.204	0.486	63.71	1:48.533	4
6	51	R	2 Duane SUTCH	MZ -	4	7:36.361	34.168	7.964	62.60	1:50.159	4
7	96		5 Chris KENT	MZ - Open to Offers!	4	7:36.798	34.605	0.437	62.54	1:49.310	4
8	43		6 Daniel BARFORD	MZ -	4	7:42.781	40.588	5.983	61.73	1:50.427	4
9	47		7 Richard FAYERS	MZ -	4	7:47.512	45.319	4.731	61.11	1:52.893	3
10	44	R	3 Robert DESSOY	MZ - Walter Kaaden - Oscilloscopes	4	7:48.897	46.704	1.385	60.93	1:53.408	4
11	65	R	4 Konrad BREESE	MZ -	4	7:52.436	50.243	3.539	60.47	1:53.825	4
12	9		8 Gary HOWLETT	MZ - HS Racing	4	8:06.979	1:04.786	14.543	58.66	1:57.290	3

NOT CLASSIFIED

DNF	22		Simon FINCH	MZ - The Bayard Partnership, ASK Plumbing & Hez	4	7:48.563	46.370		60.97	1:53.262	4
DNF	60		Jack YOUNGE	MZ -	4	7:50.192	47.999	1.629	60.76	1:53.581	3
DNF	3		Max MAUD	MZ -	4	7:50.222	48.029	0.030	60.75	1:51.757	3
DNF	45		Charlotte MORTON	MZ - HS Racing	4	7:51.064	48.871	0.842	60.65	1:51.936	4
DNF	41		Gary WILLIAMS	MZ -	4	7:51.264	49.071	0.200	60.62	1:52.924	4
DNF	85		Andrew WALES	MZ - Illuminated Design LTD	1	1:52.111	3 Laps	3 Laps	63.70	1:52.111	1
DNF	75		Peter WOODALL	MZ - Core Projects Ltd	1	1:52.741	3 Laps	0.630	63.35	1:52.741	1
DNF	7	R	David PATERSON	MZ - arnold self drive	1	2:05.092	3 Laps	12.351	57.09	2:05.092	1
DNF	62	R	Nicholas BETTRIDGE	MZ -	1	2:12.052	3 Laps	6.960	54.08	2:12.052	1
DNF	6		Jerry FROST	MZ -	0						

FASTEST LAP

95		Christopher ROGERS	MZ -	4	1:43.347	69.11 mph	111.22 kph
20	R	Christopher WATSON	MZ - Expert Locksmiths Medway	4	1:48.533	65.80 mph	105.91 kph

Race stopped

Class - 90% of Race Speed = 60.90 mph

Class R - 90% of Race Speed = 57.33 mph

Snetterton 200

Circuit Length = 1.9840 miles

Start: 14:33 Flag 14:40 End: 14:45

Weather / Track : Cloudy / Wet

These results are provisional until the conclusion of any judicial and technical matters.

Clerk Of Course :	Timekeeper :
-------------------	--------------

Results can be found at www.tsl-timing.com

Printed - 14:48 Saturday, 24 October 2015



BMCRC - MRO Championships 2015 - Rnd 10 @ Snetterton 200

Freshdrop BMZRC 250 MZ

RACE 7 - LAP CHART

LAP 1 @ 14:34:59.680

NO	BEHIND	LAP TIME
95		1:50.578
82	0.444	1:51.022
85	1.533	1:52.111
75	2.163	1:52.741
33	7.536	1:58.114
20	7.934	1:58.512
18	8.233	1:58.811
96	11.401	2:01.979
51	12.637	2:03.215
44	12.707	2:03.285
22	14.174	2:04.752
47	14.202	2:04.780
7	14.514	2:05.092
43	14.658	2:05.236
60	15.620	2:06.198
65	17.480	2:08.058
41	17.635	2:08.213
3	17.833	2:08.411
45	17.930	2:08.508
62	21.474	2:12.052
9	21.533	2:12.111

LAP 4 @ 14:40:11.295

NO	BEHIND	LAP TIME
95		1:43.347
82	3.454	1:45.413
33	24.857	1:47.294
18	25.718	1:47.622
20	26.204	1:48.533
51	34.168	1:50.159
96	34.605	1:49.310
43	40.588	1:50.427
47	45.319	1:53.015
22	46.370	1:53.262
44	46.704	1:53.408
60	47.999	1:53.993
3	48.029	1:54.600
45	48.871	1:51.936
41	49.071	1:52.924
65	50.243	1:53.825
9	1:04.786	1:58.515

LAP 2 @ 14:36:43.436

NO	BEHIND	LAP TIME
95		1:43.756
82	0.844	1:44.156
20	15.626	1:51.448
33	16.123	1:52.343
18	16.446	1:51.969
51	20.435	1:51.554
96	22.485	1:54.840
22	23.801	1:53.383
43	25.864	1:54.962
44	26.501	1:57.550
47	27.270	1:56.824
60	28.284	1:56.420
41	29.372	1:55.493
3	29.531	1:55.454
65	30.087	1:56.363
45	30.161	1:55.987
9	36.840	1:59.063

LAP 3 @ 14:38:27.948

NO	BEHIND	LAP TIME
95		1:44.512
82	1.388	1:45.056
33	20.910	1:49.299
20	21.018	1:49.904
18	21.443	1:49.509
51	27.356	1:51.433
96	28.642	1:50.669
43	33.508	1:52.156
47	35.651	1:52.893
22	36.455	1:57.166
44	36.643	1:54.654
3	36.776	1:51.757
60	37.353	1:53.581
41	39.494	1:54.634
65	39.765	1:54.190
45	40.282	1:54.633
9	49.618	1:57.290

Weather / Track : Cloudy / Wet

Results can be found at www.tsl-timing.com

Snetterton 200

Circuit Length = 1.9840 miles

Start: 14:33 Flag 14:40 End: 14:45

Printed - 14:49 Saturday, 24 October 2015

BMCRC - MRO Championships 2015 - Rnd 10 @ Snetterton 200

Freshdrop BMZRC 250 MZ

RACE 7 - SECTOR ANALYSIS

SECTOR 1 = FL to I1, SECTOR 2 = I1 to FL, DIFF = Difference To Personal Best Lap

P1 95 Christopher ROGERS		MZ -				
IDEAL LAP TIME : 1:43.283		BEST LAP TIME : 1:43.347		DIFFERENCE : 0.064		
LAP	SECTOR 1	SECTOR 2	LAP TIME	MPH	DIFF	TIME OF DAY
1 -		54.583	1:50.578	64.59	7.231	14:34:59.680
2 -	50.010	53.746	1:43.756 (2)	68.83	0.409	14:36:43.436
3 -	50.778	53.734	1:44.512 (3)	68.34	1.165	14:38:27.948
4 -	49.549	53.798	1:43.347 (1)	69.11		14:40:11.295

P2 82 Mark TAYLOR		MZ - B K NOLTE contracts limited				
IDEAL LAP TIME : 1:44.156		BEST LAP TIME : 1:44.156		DIFFERENCE : 0.000		
LAP	SECTOR 1	SECTOR 2	LAP TIME	MPH	DIFF	TIME OF DAY
1 -		54.465	1:51.022	64.33	6.866	14:35:00.124
2 -	50.086	54.070	1:44.156 (1)	68.57		14:36:44.280
3 -	50.242	54.814	1:45.056 (2)	67.98	0.900	14:38:29.336
4 -	50.340	55.073	1:45.413 (3)	67.75	1.257	14:40:14.749

P3 33 Greg WRIGHT		MZ - Neos-IT				
IDEAL LAP TIME : 1:47.294		BEST LAP TIME : 1:47.294		DIFFERENCE : 0.000		
LAP	SECTOR 1	SECTOR 2	LAP TIME	MPH	DIFF	TIME OF DAY
1 -		59.233	1:58.114	60.47	10.820	14:35:07.216
2 -	53.589	58.754	1:52.343 (3)	63.57	5.049	14:36:59.559
3 -	52.428	56.871	1:49.299 (2)	65.34	2.005	14:38:48.858
4 -	51.631	55.663	1:47.294 (1)	66.56		14:40:36.152

P4 18 Barry GREEN		MZ -				
IDEAL LAP TIME : 1:47.622		BEST LAP TIME : 1:47.622		DIFFERENCE : 0.000		
LAP	SECTOR 1	SECTOR 2	LAP TIME	MPH	DIFF	TIME OF DAY
1 -		59.111	1:58.811	60.11	11.189	14:35:07.913
2 -	53.365	58.604	1:51.969 (3)	63.79	4.347	14:36:59.882
3 -	52.861	56.648	1:49.509 (2)	65.22	1.887	14:38:49.391
4 -	51.336	56.286	1:47.622 (1)	66.36		14:40:37.013

P5 20 R Christopher WATSON		MZ - Expert Locksmiths Medway				
IDEAL LAP TIME : 1:48.533		BEST LAP TIME : 1:48.533		DIFFERENCE : 0.000		
LAP	SECTOR 1	SECTOR 2	LAP TIME	MPH	DIFF	TIME OF DAY
1 -		58.537	1:58.512	60.26	9.979	14:35:07.614
2 -	53.381	58.067	1:51.448 (3)	64.08	2.915	14:36:59.062
3 -	52.938	56.966	1:49.904 (2)	64.98	1.371	14:38:48.966
4 -	52.281	56.252	1:48.533 (1)	65.80		14:40:37.499

P6 51 R Duane SUTCH		MZ -				
IDEAL LAP TIME : 1:50.159		BEST LAP TIME : 1:50.159		DIFFERENCE : 0.000		
LAP	SECTOR 1	SECTOR 2	LAP TIME	MPH	DIFF	TIME OF DAY
1 -		1:00.552	2:03.215	57.96	13.056	14:35:12.317
2 -	52.975	58.579	1:51.554 (3)	64.02	1.395	14:37:03.871
3 -	52.837	58.596	1:51.433 (2)	64.09	1.274	14:38:55.304
4 -	52.555	57.604	1:50.159 (1)	64.83		14:40:45.463

P7 96 Chris KENT		MZ - Open to Offers!				
IDEAL LAP TIME : 1:49.310		BEST LAP TIME : 1:49.310		DIFFERENCE : 0.000		
LAP	SECTOR 1	SECTOR 2	LAP TIME	MPH	DIFF	TIME OF DAY
1 -		1:00.211	2:01.979	58.55	12.669	14:35:11.081
2 -	53.473	1:01.367	1:54.840 (3)	62.19	5.530	14:37:05.921
3 -	52.512	58.157	1:50.669 (2)	64.53	1.359	14:38:56.590
4 -	51.511	57.799	1:49.310 (1)	65.34		14:40:45.900

Weather / Track : Cloudy / Wet

Snetterton 200
Circuit Length = 1.9840 miles
Start: 14:33 Flag 14:40 End: 14:45

BMCRC - MRO Championships 2015 - Rnd 10 @ Snetterton 200

Freshdrop BMZRC 250 MZ

RACE 7 - SECTOR ANALYSIS

SECTOR 1 = FL to I1, SECTOR 2 = I1 to FL, DIFF = Difference To Personal Best Lap

P8 43		Daniel BARFORD		MZ -		
IDEAL LAP TIME : 1:50.427		BEST LAP TIME : 1:50.427		DIFFERENCE : 0.000		
LAP	SECTOR 1	SECTOR 2	LAP TIME	MPH	DIFF	TIME OF DAY
1 -		1:01.849	2:05.236	57.03	14.809	14:35:14.338
2 -	53.838	1:01.124	1:54.962 (3)	62.12	4.535	14:37:09.300
3 -	52.272	59.884	1:52.156 (2)	63.68	1.729	14:39:01.456
4 -	51.874	58.553	1:50.427 (1)	64.68		14:40:51.883

P9 47		Richard FAYERS		MZ -		
IDEAL LAP TIME : 1:52.373		BEST LAP TIME : 1:52.893		DIFFERENCE : 0.520		
LAP	SECTOR 1	SECTOR 2	LAP TIME	MPH	DIFF	TIME OF DAY
1 -		1:02.062	2:04.780	57.24	11.887	14:35:13.882
2 -	56.013	1:00.811	1:56.824 (3)	61.13	3.931	14:37:10.706
3 -	52.794	1:00.099	1:52.893 (1)	63.26		14:39:03.599
4 -	53.436	59.579	1:53.015 (2)	63.19	0.122	14:40:56.614

P10 44 R		Robert DESSOY		MZ - Walter Kaaden - Oscilloscopes		
IDEAL LAP TIME : 1:53.336		BEST LAP TIME : 1:53.408		DIFFERENCE : 0.072		
LAP	SECTOR 1	SECTOR 2	LAP TIME	MPH	DIFF	TIME OF DAY
1 -		1:01.411	2:03.285	57.93	9.877	14:35:12.387
2 -	55.287	1:02.263	1:57.550 (3)	60.76	4.142	14:37:09.937
3 -	53.974	1:00.680	1:54.654 (2)	62.29	1.246	14:39:04.591
4 -	54.046	59.362	1:53.408 (1)	62.98		14:40:57.999

P11 65 R		Konrad BREESE		MZ -		
IDEAL LAP TIME : 1:53.283		BEST LAP TIME : 1:53.825		DIFFERENCE : 0.542		
LAP	SECTOR 1	SECTOR 2	LAP TIME	MPH	DIFF	TIME OF DAY
1 -		1:03.657	2:08.058	55.77	14.233	14:35:17.160
2 -	54.301	1:02.062	1:56.363 (3)	61.38	2.538	14:37:13.523
3 -	53.780	1:00.410	1:54.190 (2)	62.54	0.365	14:39:07.713
4 -	52.873	1:00.952	1:53.825 (1)	62.75		14:41:01.538

P12 9		Gary HOWLETT		MZ - HS Racing		
IDEAL LAP TIME : 1:57.290		BEST LAP TIME : 1:57.290		DIFFERENCE : 0.000		
LAP	SECTOR 1	SECTOR 2	LAP TIME	MPH	DIFF	TIME OF DAY
1 -		1:02.466	2:12.111	54.06	14.821	14:35:21.213
2 -	57.566	1:01.497	1:59.063 (3)	59.98	1.773	14:37:20.276
3 -	56.653	1:00.637	1:57.290 (1)	60.89		14:39:17.566
4 -	57.205	1:01.310	1:58.515 (2)	60.26	1.225	14:41:16.081

P13 22		Simon FINCH		MZ - The Bayard Partnership, ASK Plumbing & Heating		
IDEAL LAP TIME : 1:52.839		BEST LAP TIME : 1:53.262		DIFFERENCE : 0.423		
LAP	SECTOR 1	SECTOR 2	LAP TIME	MPH	DIFF	TIME OF DAY
1 -		1:02.479	2:04.752	57.25	11.490	14:35:13.854
2 -	53.526	59.857	1:53.383 (2)	62.99	0.121	14:37:07.237
3 -	53.426	1:03.740	1:57.166 (3)	60.96	3.904	14:39:04.403
4 -	53.849	59.413	1:53.262 (1)	63.06		14:40:57.665

P14 60		Jack YOUNGE		MZ -		
IDEAL LAP TIME : 1:53.452		BEST LAP TIME : 1:53.581		DIFFERENCE : 0.129		
LAP	SECTOR 1	SECTOR 2	LAP TIME	MPH	DIFF	TIME OF DAY
1 -		1:02.158	2:06.198	56.59	12.617	14:35:15.300
2 -	55.212	1:01.208	1:56.420 (3)	61.35	2.839	14:37:11.720
3 -	54.190	59.391	1:53.581 (1)	62.88		14:39:05.301
4 -	54.061	59.932	1:53.993 (2)	62.65	0.412	14:40:59.294

Weather / Track : Cloudy / Wet

Snetterton 200
Circuit Length = 1.9840 miles
Start: 14:33 Flag 14:40 End: 14:45

BMCRC - MRO Championships 2015 - Rnd 10 @ Snetterton 200

Freshdrop BMZRC 250 MZ

RACE 7 - SECTOR ANALYSIS

SECTOR 1 = FL to I1, SECTOR 2 = I1 to FL, DIFF = Difference To Personal Best Lap

P15	3	Max MAUD	MZ -
IDEAL LAP TIME : 1:51.757		BEST LAP TIME : 1:51.757	DIFFERENCE : 0.000

LAP	SECTOR 1	SECTOR 2	LAP TIME	MPH	DIFF	TIME OF DAY
1 -		1:03.474	2:08.411	55.62	16.654	14:35:17.513
2 -	55.102	1:00.352	1:55.454 (3)	61.86	3.697	14:37:12.967
3 -	52.719	59.038	1:51.757 (1)	63.91		14:39:04.724
4 -	55.149	59.451	1:54.600 (2)	62.32	2.843	14:40:59.324

P16	45	Charlotte MORTON	MZ - HS Racing
IDEAL LAP TIME : 1:51.936		BEST LAP TIME : 1:51.936	DIFFERENCE : 0.000

LAP	SECTOR 1	SECTOR 2	LAP TIME	MPH	DIFF	TIME OF DAY
1 -		1:03.377	2:08.508	55.58	16.572	14:35:17.610
2 -	55.627	1:00.360	1:55.987 (3)	61.58	4.051	14:37:13.597
3 -	53.975	1:00.658	1:54.633 (2)	62.30	2.697	14:39:08.230
4 -	52.377	59.559	1:51.936 (1)	63.80		14:41:00.166

P17	41	Gary WILLIAMS	MZ -
IDEAL LAP TIME : 1:52.924		BEST LAP TIME : 1:52.924	DIFFERENCE : 0.000

LAP	SECTOR 1	SECTOR 2	LAP TIME	MPH	DIFF	TIME OF DAY
1 -		1:03.824	2:08.213	55.70	15.289	14:35:17.315
2 -	54.762	1:00.731	1:55.493 (3)	61.84	2.569	14:37:12.808
3 -	54.418	1:00.216	1:54.634 (2)	62.30	1.710	14:39:07.442
4 -	53.465	59.459	1:52.924 (1)	63.25		14:41:00.366

P18	85	Andrew WALES	MZ - Illuminated Design LTD
IDEAL LAP TIME :		BEST LAP TIME : 1:52.111	DIFFERENCE :

LAP	SECTOR 1	SECTOR 2	LAP TIME	MPH	DIFF	TIME OF DAY
1 -		55.435	1:52.111 (1)	63.70		14:35:01.213

P19	75	Peter WOODALL	MZ - Core Projects Ltd
IDEAL LAP TIME :		BEST LAP TIME : 1:52.741	DIFFERENCE :

LAP	SECTOR 1	SECTOR 2	LAP TIME	MPH	DIFF	TIME OF DAY
1 -		55.016	1:52.741 (1)	63.35		14:35:01.843

P20	7 R	David PATERSON	MZ - arnold self drive
IDEAL LAP TIME :		BEST LAP TIME : 2:05.092	DIFFERENCE :

LAP	SECTOR 1	SECTOR 2	LAP TIME	MPH	DIFF	TIME OF DAY
1 -		1:01.864	2:05.092 (1)	57.09		14:35:14.194

P21	62 R	Nicholas BETTRIDGE	MZ -
IDEAL LAP TIME : 2:06.179		BEST LAP TIME : 2:12.052	DIFFERENCE : 5.873

LAP	SECTOR 1	SECTOR 2	LAP TIME	MPH	DIFF	TIME OF DAY
1 -		57.894	2:12.052 (1)	54.08		14:35:21.154

BMCRC - MRO Championships 2015 - Rnd 10 @ Snetterton 200

Freshdrop BMZRC 250 MZ

RACE 7 - BEST SECTORS

SECTOR 1			SECTOR 2			IDEAL / BEST COMPARISON						
POS	NO	NAME	TIME	NO	NAME	TIME	POS	NO	NAME	IDEAL	BEST	DIFF
									PERFECT LAP	1:43.283		
1	95	ROGERS	49.549	95	ROGERS	53.734	1	95	ROGERS	1:43.283	1:43.347	0.064
2	82	TAYLOR	50.086	82	TAYLOR	54.070	2	82	TAYLOR	1:44.156	1:44.156	0.000
3	18	GREEN	51.336	75	WOODALL	55.016	3	33	WRIGHT	1:47.294	1:47.294	0.000
4	96	KENT	51.511	85	WALES	55.435	4	18	GREEN	1:47.622	1:47.622	0.000
5	33	WRIGHT	51.631	33	WRIGHT	55.663	5	20	WATSON	1:48.533	1:48.533	0.000
6	43	BARFORD	51.874	20	WATSON	56.252	6	96	KENT	1:49.310	1:49.310	0.000
7	20	WATSON	52.281	18	GREEN	56.286	7	51	SUTCH	1:50.159	1:50.159	0.000
8	45	MORTON	52.377	51	SUTCH	57.604	8	43	BARFORD	1:50.427	1:50.427	0.000
9	51	SUTCH	52.555	96	KENT	57.799	9	3	MAUD	1:51.757	1:51.757	0.000
10	3	MAUD	52.719	62	BETRIDGE	57.894	10	45	MORTON	1:51.936	1:51.936	0.000
11	47	FAYERS	52.794	43	BARFORD	58.553	11	47	FAYERS	1:52.373	1:52.893	0.520
12	65	BREESE	52.873	3	MAUD	59.038	12	22	FINCH	1:52.839	1:53.262	0.423
13	22	FINCH	53.426	44	DESSOY	59.362	13	41	WILLIAMS	1:52.924	1:52.924	0.000
14	41	WILLIAMS	53.465	60	YOUNGE	59.391	14	65	BREESE	1:53.283	1:53.825	0.542
15	44	DESSOY	53.974	22	FINCH	59.413	15	44	DESSOY	1:53.336	1:53.408	0.072
16	60	YOUNGE	54.061	41	WILLIAMS	59.459	16	60	YOUNGE	1:53.452	1:53.581	0.129
17	9	HOWLETT	56.653	45	MORTON	59.559	17	9	HOWLETT	1:57.290	1:57.290	0.000
18	62	BETRIDGE	1:08.285	47	FAYERS	59.579	18	62	BETRIDGE	2:06.179	2:12.052	5.873
19				65	BREESE	1:00.410	19	7	PATERSON		2:05.092	
20				9	HOWLETT	1:00.637	20	85	WALES		1:52.111	
21				7	PATERSON	1:01.864	21	75	WOODALL		1:52.741	
22												

Weather / Track : Cloudy / Wet

Results can be found at www.tsl-timing.com

Snetterton 200

Circuit Length = 1.9840 miles

Start: 14:33 Flag 14:40 End: 14:45

Printed - 14:48 Saturday, 24 October 2015

BMCRC - MRO Championships 2015 - Rnd 10 @ Snetterton 200

Freshdrop BMZRC 250 MZ

RACE 15 - CLASSIFICATION

POS	NO	CL	PIC NAME	ENTRY	LAPS	TIME	GAP	DIFF	MPH	BEST	ON
1	95		1 Christopher ROGERS	MZ -	7	12:06.537			68.81	1:41.766	4
2	75		2 Peter WOODALL	MZ - Core Projects Ltd	7	12:06.553	0.016	0.016	68.81	1:41.816	5
3	82		3 Mark TAYLOR	MZ - B K NOLTE contracts limited	7	12:17.695	11.158	11.142	67.77	1:43.791	5
4	33		4 Greg WRIGHT	MZ - Neos-IT	7	12:21.900	15.363	4.205	67.39	1:44.737	6
5	96		5 Chris KENT	MZ - Open to Offers!	7	12:29.507	22.970	7.607	66.70	1:45.114	7
6	20	R	1 Christopher WATSON	MZ - Expert Locksmiths Medway	7	12:31.390	24.853	1.883	66.54	1:45.835	6
7	85		6 Andrew WALES	MZ - Illuminated Design LTD	7	12:31.424	24.887	0.034	66.53	1:43.850	4
8	22		7 Simon FINCH	MZ - The Bayard Partnership, ASK Plumbing & Hez	7	12:45.678	39.141	14.254	65.29	1:47.451	5
9	18		8 Barry GREEN	MZ -	7	12:45.724	39.187	0.046	65.29	1:46.771	7
10	51	R	2 Duane SUTCH	MZ -	7	12:47.538	41.001	1.814	65.14	1:46.552	7
11	65	R	3 Konrad BREESE	MZ -	7	12:50.241	43.704	2.703	64.91	1:47.355	5
12	44	R	4 Robert DESSOY	MZ - Walter Kaaden - Oscilloscopes	7	12:58.466	51.929	8.225	64.22	1:48.998	4
13	62	R	5 Nicholas BETTRIDGE	MZ -	7	12:59.741	53.204	1.275	64.12	1:47.459	7
14	114		9 Ryan ANDERSON	MZ -	7	13:01.994	55.457	2.253	63.93	1:48.535	6
15	43		10 Daniel BARFORD	MZ -	7	13:03.143	56.606	1.149	63.84	1:48.149	7
16	9		11 Gary HOWLETT	MZ - HS Racing	7	13:09.345	1:02.808	6.202	63.34	1:50.156	6
17	45		12 Charlotte MORTON	MZ - HS Racing	7	13:16.236	1:09.699	6.891	62.79	1:49.936	5
18	47		13 Richard FAYERS	MZ -	7	13:45.513	1:38.976	29.277	60.56	1:50.631	7
19	60		14 Jack YOUNGE	MZ -	7	13:45.766	1:39.229	0.253	60.54	1:54.347	5
20	41		15 Gary WILLIAMS	MZ -	7	14:03.255	1:56.718	17.489	59.29	1:57.653	6
21	7	R	6 David PATERSON	MZ - arnold self drive	6	12:09.267	1 Lap	1 Lap	58.76	1:50.866	2

NOT CLASSIFIED

DNF	6		Jerry FROST	MZ -	6	10:42.554	1 Lap		66.69	1:44.074	4
-----	---	--	-------------	------	---	-----------	-------	--	-------	----------	---

FASTEST LAP

	95		Christopher ROGERS	MZ -	4	1:41.766			70.18 mph	112.95 kph	
	20	R	Christopher WATSON	MZ - Expert Locksmiths Medway	6	1:45.835			67.48 mph	108.61 kph	

Class - 90% of Race Speed = 61.92 mph
 Class R - 90% of Race Speed = 59.88 mph

Snetterton 200
 Circuit Length = 1.9840 miles
 Start: 17:32 Flag 17:44 End: 17:46

Weather / Track : Cloudy / Wet

These results are provisional until the conclusion of any judicial and technical matters.

Clerk Of Course :	Timekeeper :
-------------------	--------------

Results can be found at www.tsl-timing.com

Printed - 17:46 Saturday, 24 October 2015



BMCRC - MRO Championships 2015 - Rnd 10 @ Snetterton 200

Freshdrop BMZRC 250 MZ

RACE 15 - LAP CHART

LAP 1 @ 17:34:16.005

NO	BEHIND	LAP TIME
95		1:49.694
82	0.985	1:50.679
33	1.382	1:51.076
75	2.455	1:52.149
96	3.200	1:52.894
20	4.137	1:53.831
44	6.300	1:55.994
18	7.079	1:56.773
22	7.853	1:57.547
85	8.072	1:57.766
6	8.498	1:58.192
43	10.192	1:59.886
9	10.495	2:00.189
65	10.848	2:00.542
51	11.138	2:00.832
62	13.097	2:02.791
7	13.745	2:03.439
47	13.889	2:03.583
114	14.143	2:03.837
45	15.607	2:05.301
60	18.505	2:08.199
41	18.658	2:08.352

LAP 2 @ 17:36:00.271

NO	BEHIND	LAP TIME
95		1:44.266
75	0.691	1:42.502
82	1.499	1:44.780
33	2.421	1:45.305
96	4.904	1:45.970
20	6.751	1:46.880
85	10.556	1:46.750
6	10.659	1:46.427
44	12.126	1:50.092
22	12.952	1:49.365
18	13.511	1:50.698
65	17.025	1:50.443
51	17.139	1:50.267
43	17.819	1:51.893
62	18.782	1:49.951
9	18.908	1:52.679
7	20.345	1:50.866
114	21.786	1:51.909
45	25.074	1:53.733
60	32.639	1:58.400
41	34.365	1:59.973
47	49.069	2:19.446

LAP 3 @ 17:37:43.913

NO	BEHIND	LAP TIME
95		1:43.642
75	0.064	1:43.015
82	1.802	1:43.945
33	4.165	1:45.386
96	8.072	1:46.810
20	9.144	1:46.035
85	11.481	1:44.567
6	12.513	1:45.496
22	17.674	1:48.364
18	18.646	1:48.777
44	19.226	1:50.742

Weather / Track : Cloudy / Wet

Results can be found at www.tsl-timing.com

51	21.923	1:48.426
65	22.023	1:48.640
43	25.791	1:51.614
62	25.933	1:50.793
9	27.595	1:52.329
114	28.622	1:50.478
7	30.379	1:53.676
45	33.206	1:51.774
60	46.405	1:57.408
41	49.706	1:58.983
47	1:00.953	1:55.526

LAP 4 @ 17:39:25.679

NO	BEHIND	LAP TIME
95		1:41.766
75	0.181	1:41.883
82	4.237	1:44.201
33	7.300	1:44.901
96	12.537	1:46.231
20	13.267	1:45.889
85	13.565	1:43.850
6	14.821	1:44.074
22	23.419	1:47.511
18	23.785	1:46.905
44	26.458	1:48.998
51	27.028	1:46.871
65	27.737	1:47.480
62	35.216	1:51.049
114	35.835	1:48.979
43	36.016	1:51.991
9	38.615	1:52.786
45	42.202	1:50.762
7	42.362	1:53.749
60	1:00.287	1:55.648
41	1:06.040	1:58.100
47	1:11.600	1:52.413

LAP 5 @ 17:41:07.495

NO	BEHIND	LAP TIME
95		1:41.816
75	0.181	1:41.816
82	6.212	1:43.791
33	10.771	1:45.287
96	16.254	1:45.533
85	17.049	1:45.300
6	17.191	1:44.186
20	18.084	1:46.633
22	29.054	1:47.451
18	30.112	1:48.143
51	32.863	1:47.651
65	33.276	1:47.355
44	35.392	1:50.750
62	42.584	1:49.184
114	42.712	1:48.693
43	44.310	1:50.110
9	47.471	1:50.672
45	50.322	1:49.936
7	1:11.698	2:11.152
60	1:12.818	1:54.347
47	1:22.540	1:52.756
41	1:24.581	2:00.357

LAP 6 @ 17:42:50.343

NO	BEHIND	LAP TIME
95		1:42.848
75	0.397	1:43.064
82	7.636	1:44.272
33	12.660	1:44.737
6	18.522	1:44.179
96	20.361	1:46.955
85	20.478	1:46.277
20	21.071	1:45.835
22	33.725	1:47.519
18	34.921	1:47.657
51	36.954	1:46.939
65	37.915	1:47.487
44	42.457	1:49.913
62	48.250	1:48.514
114	48.399	1:48.535
43	50.962	1:49.500
9	54.779	1:50.156
45	58.322	1:50.848
60	1:26.194	1:56.224
47	1:30.850	1:51.158
41	1:39.386	1:57.653

LAP 7 @ 17:44:32.848

NO	BEHIND	LAP TIME
95		1:42.505
75	0.016	1:42.124
7	1 Lap	2:16.385
82	11.158	1:46.027
33	15.363	1:45.208
96	22.970	1:45.114
20	24.853	1:46.287
85	24.887	1:46.914
22	39.141	1:47.921
18	39.187	1:46.771
51	41.001	1:46.552
65	43.704	1:48.294
44	51.929	1:51.977
62	53.204	1:47.459
114	55.457	1:49.563
43	56.606	1:48.149
9	1:02.808	1:50.534
45	1:09.699	1:53.882
47	1:38.976	1:50.631
60	1:39.229	1:55.540
41	1:56.718	1:59.837

Snetterton 200

Circuit Length = 1.9840 miles

Start: 17:32 Flag 17:44 End: 17:46

Printed - 17:47 Saturday, 24 October 2015

BMCRC - MRO Championships 2015 - Rnd 10 @ Snetterton 200

Freshdrop BMZRC 250 MZ

RACE 15 - SECTOR ANALYSIS

SECTOR 1 = FL to I1, SECTOR 2 = I1 to FL, DIFF = Difference To Personal Best Lap

P1 95 Christopher ROGERS		MZ -				
IDEAL LAP TIME : 1:41.766		BEST LAP TIME : 1:41.766		DIFFERENCE : 0.000		
LAP	SECTOR 1	SECTOR 2	LAP TIME	MPH	DIFF	TIME OF DAY
1 -		54.355	1:49.694	65.11	7.928	17:34:16.005
2 -	49.764	54.502	1:44.266	68.50	2.500	17:36:00.271
3 -	49.531	54.111	1:43.642	68.91	1.876	17:37:43.913
4 -	48.839	52.927	1:41.766 (1)	70.18		17:39:25.679
5 -	48.859	52.957	1:41.816 (2)	70.15	0.050	17:41:07.495
6 -	49.055	53.793	1:42.848	69.44	1.082	17:42:50.343
7 -	49.007	53.498	1:42.505 (3)	69.67	0.739	17:44:32.848

P2 75 Peter WOODALL		MZ - Core Projects Ltd				
IDEAL LAP TIME : 1:41.324		BEST LAP TIME : 1:41.816		DIFFERENCE : 0.492		
LAP	SECTOR 1	SECTOR 2	LAP TIME	MPH	DIFF	TIME OF DAY
1 -		54.427	1:52.149	63.68	10.333	17:34:18.460
2 -	48.722	53.780	1:42.502	69.68	0.686	17:36:00.962
3 -	48.792	54.223	1:43.015	69.33	1.199	17:37:43.977
4 -	49.042	52.841	1:41.883 (2)	70.10	0.067	17:39:25.860
5 -	49.214	52.602	1:41.816 (1)	70.15		17:41:07.676
6 -	49.046	54.018	1:43.064	69.30	1.248	17:42:50.740
7 -	48.825	53.299	1:42.124 (3)	69.93	0.308	17:44:32.864

P3 82 Mark TAYLOR		MZ - B K NOLTE contracts limited				
IDEAL LAP TIME : 1:43.676		BEST LAP TIME : 1:43.791		DIFFERENCE : 0.115		
LAP	SECTOR 1	SECTOR 2	LAP TIME	MPH	DIFF	TIME OF DAY
1 -		54.929	1:50.679	64.53	6.888	17:34:16.990
2 -	49.896	54.884	1:44.780	68.16	0.989	17:36:01.770
3 -	49.253	54.692	1:43.945 (2)	68.71	0.154	17:37:45.715
4 -	49.731	54.470	1:44.201 (3)	68.54	0.410	17:39:29.916
5 -	49.206	54.585	1:43.791 (1)	68.81		17:41:13.707
6 -	49.531	54.741	1:44.272	68.49	0.481	17:42:57.979
7 -	49.820	56.207	1:46.027	67.36	2.236	17:44:44.006

P4 33 Greg WRIGHT		MZ - Neos-IT				
IDEAL LAP TIME : 1:44.512		BEST LAP TIME : 1:44.737		DIFFERENCE : 0.225		
LAP	SECTOR 1	SECTOR 2	LAP TIME	MPH	DIFF	TIME OF DAY
1 -		54.768	1:51.076	64.30	6.339	17:34:17.387
2 -	50.048	55.257	1:45.305	67.82	0.568	17:36:02.692
3 -	50.437	54.949	1:45.386	67.77	0.649	17:37:48.078
4 -	50.101	54.800	1:44.901 (2)	68.08	0.164	17:39:32.979
5 -	50.823	54.464	1:45.287	67.83	0.550	17:41:18.266
6 -	50.106	54.631	1:44.737 (1)	68.19		17:43:03.003
7 -	50.087	55.121	1:45.208 (3)	67.88	0.471	17:44:48.211

P5 96 Chris KENT		MZ - Open to Offers!				
IDEAL LAP TIME : 1:44.727		BEST LAP TIME : 1:45.114		DIFFERENCE : 0.387		
LAP	SECTOR 1	SECTOR 2	LAP TIME	MPH	DIFF	TIME OF DAY
1 -		56.071	1:52.894	63.26	7.780	17:34:19.205
2 -	50.381	55.589	1:45.970 (3)	67.40	0.856	17:36:05.175
3 -	50.308	56.502	1:46.810	66.87	1.696	17:37:51.985
4 -	50.681	55.550	1:46.231	67.23	1.117	17:39:38.216
5 -	50.278	55.255	1:45.533 (2)	67.68	0.419	17:41:23.749
6 -	51.461	55.494	1:46.955	66.78	1.841	17:43:10.704
7 -	50.665	54.449	1:45.114 (1)	67.95		17:44:55.818

P6 20 R Christopher WATSON		MZ - Expert Locksmiths Medway				
IDEAL LAP TIME : 1:45.541		BEST LAP TIME : 1:45.835		DIFFERENCE : 0.294		
LAP	SECTOR 1	SECTOR 2	LAP TIME	MPH	DIFF	TIME OF DAY

Weather / Track : Cloudy / Wet

Snetterton 200
 Circuit Length = 1.9840 miles
 Start: 17:32 Flag 17:44 End: 17:46

BMCRC - MRO Championships 2015 - Rnd 10 @ Snetterton 200

Freshdrop BMZRC 250 MZ

RACE 15 - SECTOR ANALYSIS

SECTOR 1 = FL to I1, SECTOR 2 = I1 to FL, DIFF = Difference To Personal Best Lap

1 -		56.392	1:53.831	62.74	7.996	17:34:20.142
2 -	51.115	55.765	1:46.880	66.82	1.045	17:36:07.022
3 -	50.625	55.410	1:46.035 (3)	67.36	0.200	17:37:53.057
4 -	50.872	55.017	1:45.889 (2)	67.45	0.054	17:39:38.946
5 -	50.524	56.109	1:46.633	66.98	0.798	17:41:25.579
6 -	50.762	55.073	1:45.835 (1)	67.48		17:43:11.414
7 -	51.140	55.147	1:46.287	67.20	0.452	17:44:57.701

P7 85 Andrew WALES		MZ - Illuminated Design LTD				
IDEAL LAP TIME : 1:43.444		BEST LAP TIME : 1:43.850		DIFFERENCE : 0.406		
LAP	SECTOR 1	SECTOR 2	LAP TIME	MPH	DIFF	TIME OF DAY

1 -		58.331	1:57.766	60.65	13.916	17:34:24.077
2 -	51.033	55.717	1:46.750	66.90	2.900	17:36:10.827
3 -	49.274	55.293	1:44.567 (2)	68.30	0.717	17:37:55.394
4 -	49.680	54.170	1:43.850 (1)	68.77		17:39:39.244
5 -	50.089	55.211	1:45.300 (3)	67.83	1.450	17:41:24.544
6 -	51.144	55.133	1:46.277	67.20	2.427	17:43:10.821
7 -	51.494	55.420	1:46.914	66.80	3.064	17:44:57.735

P8 22 Simon FINCH		MZ - The Bayard Partnership, ASK Plumbing & Heating				
IDEAL LAP TIME : 1:47.061		BEST LAP TIME : 1:47.451		DIFFERENCE : 0.390		
LAP	SECTOR 1	SECTOR 2	LAP TIME	MPH	DIFF	TIME OF DAY

1 -		58.774	1:57.547	60.76	10.096	17:34:23.858
2 -	51.373	57.992	1:49.365	65.30	1.914	17:36:13.223
3 -	51.483	56.881	1:48.364	65.91	0.913	17:38:01.587
4 -	50.671	56.840	1:47.511 (2)	66.43	0.060	17:39:49.098
5 -	51.017	56.434	1:47.451 (1)	66.47		17:41:36.549
6 -	50.849	56.670	1:47.519 (3)	66.43	0.068	17:43:24.068
7 -	51.531	56.390	1:47.921	66.18	0.470	17:45:11.989

P9 18 Barry GREEN		MZ -				
IDEAL LAP TIME : 1:46.602		BEST LAP TIME : 1:46.771		DIFFERENCE : 0.169		
LAP	SECTOR 1	SECTOR 2	LAP TIME	MPH	DIFF	TIME OF DAY

1 -		57.863	1:56.773	61.16	10.002	17:34:23.084
2 -	52.181	58.517	1:50.698	64.52	3.927	17:36:13.782
3 -	51.689	57.088	1:48.777	65.66	2.006	17:38:02.559
4 -	51.060	55.845	1:46.905 (2)	66.81	0.134	17:39:49.464
5 -	52.110	56.033	1:48.143	66.04	1.372	17:41:37.607
6 -	51.317	56.340	1:47.657 (3)	66.34	0.886	17:43:25.264
7 -	51.229	55.542	1:46.771 (1)	66.89		17:45:12.035

P10 51 R Duane SUTCH		MZ -				
IDEAL LAP TIME : 1:46.552		BEST LAP TIME : 1:46.552		DIFFERENCE : 0.000		
LAP	SECTOR 1	SECTOR 2	LAP TIME	MPH	DIFF	TIME OF DAY

1 -		59.399	2:00.832	59.11	14.280	17:34:27.143
2 -	52.321	57.946	1:50.267	64.77	3.715	17:36:17.410
3 -	51.417	57.009	1:48.426	65.87	1.874	17:38:05.836
4 -	51.004	55.867	1:46.871 (2)	66.83	0.319	17:39:52.707
5 -	51.824	55.827	1:47.651	66.34	1.099	17:41:40.358
6 -	51.142	55.797	1:46.939 (3)	66.79	0.387	17:43:27.297
7 -	50.933	55.619	1:46.552 (1)	67.03		17:45:13.849

P11 65 R Konrad BREESE		MZ -				
IDEAL LAP TIME : 1:47.046		BEST LAP TIME : 1:47.355		DIFFERENCE : 0.309		
LAP	SECTOR 1	SECTOR 2	LAP TIME	MPH	DIFF	TIME OF DAY

1 -		59.177	2:00.542	59.25	13.187	17:34:26.853
2 -	52.654	57.789	1:50.443	64.67	3.088	17:36:17.296
3 -	51.760	56.880	1:48.640	65.74	1.285	17:38:05.936
4 -	51.876	55.604	1:47.480 (2)	66.45	0.125	17:39:53.416

Weather / Track : Cloudy / Wet

Snetterton 200
Circuit Length = 1.9840 miles
Start: 17:32 Flag 17:44 End: 17:46

BMCRC - MRO Championships 2015 - Rnd 10 @ Snetterton 200

Freshdrop BMZRC 250 MZ

RACE 15 - SECTOR ANALYSIS

SECTOR 1 = FL to I1, SECTOR 2 = I1 to FL, DIFF = Difference To Personal Best Lap

5 -	51.759	55.596	1:47.355 (1)	66.53		17:41:40.771
6 -	52.200	55.287	1:47.487 (3)	66.45	0.132	17:43:28.258
7 -	51.945	56.349	1:48.294	65.95	0.939	17:45:16.552

P12	44 R	Robert DESSOY	MZ - Walter Kaaden - Oscilloscopes			
IDEAL LAP TIME : 1:48.960		BEST LAP TIME : 1:48.998	DIFFERENCE : 0.038			
LAP	SECTOR 1	SECTOR 2	LAP TIME	MPH	DIFF	TIME OF DAY
1 -		57.475	1:55.994	61.57	6.996	17:34:22.305
2 -	51.955	58.137	1:50.092 (3)	64.87	1.094	17:36:12.397
3 -	52.312	58.430	1:50.742	64.49	1.744	17:38:03.139
4 -	51.485	57.513	1:48.998 (1)	65.52		17:39:52.137
5 -	52.436	58.314	1:50.750	64.49	1.752	17:41:42.887
6 -	52.320	57.593	1:49.913 (2)	64.98	0.915	17:43:32.800
7 -	53.774	58.203	1:51.977	63.78	2.979	17:45:24.777

P13	62 R	Nicholas BETTRIDGE	MZ -			
IDEAL LAP TIME : 1:47.245		BEST LAP TIME : 1:47.459	DIFFERENCE : 0.214			
LAP	SECTOR 1	SECTOR 2	LAP TIME	MPH	DIFF	TIME OF DAY
1 -		1:00.595	2:02.791	58.16	15.332	17:34:29.102
2 -	51.611	58.340	1:49.951	64.96	2.492	17:36:19.053
3 -	51.917	58.876	1:50.793	64.46	3.334	17:38:09.846
4 -	52.371	58.678	1:51.049	64.31	3.590	17:40:00.895
5 -	51.363	57.821	1:49.184 (3)	65.41	1.725	17:41:50.079
6 -	51.023	57.491	1:48.514 (2)	65.82	1.055	17:43:38.593
7 -	51.237	56.222	1:47.459 (1)	66.46		17:45:26.052

P14	114	Ryan ANDERSON	MZ -			
IDEAL LAP TIME : 1:48.200		BEST LAP TIME : 1:48.535	DIFFERENCE : 0.335			
LAP	SECTOR 1	SECTOR 2	LAP TIME	MPH	DIFF	TIME OF DAY
1 -		1:00.226	2:03.837	57.67	15.302	17:34:30.148
2 -	52.818	59.091	1:51.909	63.82	3.374	17:36:22.057
3 -	52.527	57.951	1:50.478	64.65	1.943	17:38:12.535
4 -	51.632	57.347	1:48.979 (3)	65.54	0.444	17:40:01.514
5 -	51.849	56.844	1:48.693 (2)	65.71	0.158	17:41:50.207
6 -	51.356	57.179	1:48.535 (1)	65.80		17:43:38.742
7 -	51.995	57.568	1:49.563	65.19	1.028	17:45:28.305

P15	43	Daniel BARFORD	MZ -			
IDEAL LAP TIME : 1:48.149		BEST LAP TIME : 1:48.149	DIFFERENCE : 0.000			
LAP	SECTOR 1	SECTOR 2	LAP TIME	MPH	DIFF	TIME OF DAY
1 -		1:00.824	1:59.886	59.57	11.737	17:34:26.197
2 -	52.836	59.057	1:51.893	63.83	3.744	17:36:18.090
3 -	52.760	58.854	1:51.614	63.99	3.465	17:38:09.704
4 -	52.614	59.377	1:51.991	63.77	3.842	17:40:01.695
5 -	52.081	58.029	1:50.110 (3)	64.86	1.961	17:41:51.805
6 -	51.878	57.622	1:49.500 (2)	65.22	1.351	17:43:41.305
7 -	51.177	56.972	1:48.149 (1)	66.04		17:45:29.454

P16	9	Gary HOWLETT	MZ - HS Racing			
IDEAL LAP TIME : 1:50.156		BEST LAP TIME : 1:50.156	DIFFERENCE : 0.000			
LAP	SECTOR 1	SECTOR 2	LAP TIME	MPH	DIFF	TIME OF DAY
1 -		59.264	2:00.189	59.42	10.033	17:34:26.500
2 -	52.837	59.842	1:52.679	63.38	2.523	17:36:19.179
3 -	53.501	58.828	1:52.329	63.58	2.173	17:38:11.508
4 -	53.117	59.669	1:52.786	63.32	2.630	17:40:04.294
5 -	52.487	58.185	1:50.672 (3)	64.53	0.516	17:41:54.966
6 -	52.028	58.128	1:50.156 (1)	64.84		17:43:45.122
7 -	52.077	58.457	1:50.534 (2)	64.61	0.378	17:45:35.656

Weather / Track : Cloudy / Wet

Snetterton 200
Circuit Length = 1.9840 miles
Start: 17:32 Flag 17:44 End: 17:46

BMCRC - MRO Championships 2015 - Rnd 10 @ Snetterton 200

Freshdrop BMZRC 250 MZ

RACE 15 - SECTOR ANALYSIS

SECTOR 1 = FL to I1, SECTOR 2 = I1 to FL, DIFF = Difference To Personal Best Lap

P17 45		Charlotte MORTON		MZ - HS Racing		
IDEAL LAP TIME : 1:49.936		BEST LAP TIME : 1:49.936		DIFFERENCE : 0.000		
LAP	SECTOR 1	SECTOR 2	LAP TIME	MPH	DIFF	TIME OF DAY
1 -		1:00.802	2:05.301	57.00	15.365	17:34:31.612
2 -	54.784	58.949	1:53.733	62.80	3.797	17:36:25.345
3 -	52.514	59.260	1:51.774	63.90	1.838	17:38:17.119
4 -	52.348	58.414	1:50.762 (2)	64.48	0.826	17:40:07.881
5 -	52.249	57.687	1:49.936 (1)	64.96		17:41:57.817
6 -	52.615	58.233	1:50.848 (3)	64.43	0.912	17:43:48.665
7 -	54.347	59.535	1:53.882	62.71	3.946	17:45:42.547

P18 47		Richard FAYERS		MZ -		
IDEAL LAP TIME : 1:50.631		BEST LAP TIME : 1:50.631		DIFFERENCE : 0.000		
LAP	SECTOR 1	SECTOR 2	LAP TIME	MPH	DIFF	TIME OF DAY
1 -		1:02.167	2:03.583	57.79	12.952	17:34:29.894
2 -	58.023	1:21.423	2:19.446	51.22	28.815	17:36:49.340
3 -	54.949	1:00.577	1:55.526	61.82	4.895	17:38:44.866
4 -	53.318	59.095	1:52.413 (3)	63.53	1.782	17:40:37.279
5 -	52.641	1:00.115	1:52.756	63.34	2.125	17:42:30.035
6 -	52.531	58.627	1:51.158 (2)	64.25	0.527	17:44:21.193
7 -	52.082	58.549	1:50.631 (1)	64.56		17:46:11.824

P19 60		Jack YOUNGE		MZ -		
IDEAL LAP TIME : 1:54.347		BEST LAP TIME : 1:54.347		DIFFERENCE : 0.000		
LAP	SECTOR 1	SECTOR 2	LAP TIME	MPH	DIFF	TIME OF DAY
1 -		1:03.564	2:08.199	55.71	13.852	17:34:34.510
2 -	56.294	1:02.106	1:58.400	60.32	4.053	17:36:32.910
3 -	56.133	1:01.275	1:57.408	60.83	3.061	17:38:30.318
4 -	55.490	1:00.158	1:55.648 (3)	61.76	1.301	17:40:25.966
5 -	54.244	1:00.103	1:54.347 (1)	62.46		17:42:20.313
6 -	55.452	1:00.772	1:56.224	61.45	1.877	17:44:16.537
7 -	54.881	1:00.659	1:55.540 (2)	61.81	1.193	17:46:12.077

P20 41		Gary WILLIAMS		MZ -		
IDEAL LAP TIME : 1:57.569		BEST LAP TIME : 1:57.653		DIFFERENCE : 0.084		
LAP	SECTOR 1	SECTOR 2	LAP TIME	MPH	DIFF	TIME OF DAY
1 -		1:04.042	2:08.352	55.64	10.699	17:34:34.663
2 -	56.999	1:02.974	1:59.973	59.53	2.320	17:36:34.636
3 -	55.897	1:03.086	1:58.983 (3)	60.02	1.330	17:38:33.619
4 -	56.196	1:01.904	1:58.100 (2)	60.47	0.447	17:40:31.719
5 -	56.550	1:03.807	2:00.357	59.34	2.704	17:42:32.076
6 -	55.665	1:01.988	1:57.653 (1)	60.70		17:44:29.729
7 -	56.355	1:03.482	1:59.837	59.60	2.184	17:46:29.566

P21 7 R		David PATERSON		MZ - arnold self drive		
IDEAL LAP TIME : 1:50.866		BEST LAP TIME : 1:50.866		DIFFERENCE : 0.000		
LAP	SECTOR 1	SECTOR 2	LAP TIME	MPH	DIFF	TIME OF DAY
1 -		1:02.030	2:03.439	57.86	12.573	17:34:29.750
2 -	52.228	58.638	1:50.866 (1)	64.42		17:36:20.616
3 -	52.811	1:00.865	1:53.676 (2)	62.83	2.810	17:38:14.292
4 -	53.197	1:00.552	1:53.749 (3)	62.79	2.883	17:40:08.041
5 -	1:01.266	1:09.886	2:11.152	54.45	20.286	17:42:19.193
6 -	1:09.076	1:07.309	2:16.385	52.37	25.519	17:44:35.578

P22 6		Jerry FROST		MZ -		
IDEAL LAP TIME : 1:43.723		BEST LAP TIME : 1:44.074		DIFFERENCE : 0.351		
LAP	SECTOR 1	SECTOR 2	LAP TIME	MPH	DIFF	TIME OF DAY
1 -		58.210	1:58.192	60.43	14.118	17:34:24.503

Weather / Track : Cloudy / Wet

Snetterton 200
Circuit Length = 1.9840 miles
Start: 17:32 Flag 17:44 End: 17:46

BMCRC - MRO Championships 2015 - Rnd 10 @ Snetterton 200

Freshdrop BMZRC 250 MZ

RACE 15 - SECTOR ANALYSIS

SECTOR 1 = FL to I1, SECTOR 2 = I1 to FL, DIFF = Difference To Personal Best Lap

2 -	50.731	55.696	1:46.427	67.11	2.353	17:36:10.930
3 -	50.292	55.204	1:45.496	67.70	1.422	17:37:56.426
4 -	49.820	54.254	1:44.074 (1)	68.62		17:39:40.500
5 -	49.469	54.717	1:44.186 (3)	68.55	0.112	17:41:24.686
6 -	49.694	54.485	1:44.179 (2)	68.56	0.105	17:43:08.865

BMCRC - MRO Championships 2015 - Rnd 10 @ Snetterton 200

Freshdrop BMZRC 250 MZ

RACE 15 - BEST SECTORS

SECTOR 1			SECTOR 2			IDEAL / BEST COMPARISON						
POS	NO	NAME	TIME	NO	NAME	TIME	POS	NO	NAME	IDEAL	BEST	DIFF
									PERFECT LAP	1:41.324		
1	75	WOODALL	48.722	75	WOODALL	52.602	1	75	WOODALL	1:41.324	1:41.816	0.492
2	95	ROGERS	48.839	95	ROGERS	52.927	2	95	ROGERS	1:41.766	1:41.766	0.000
3	82	TAYLOR	49.206	85	WALES	54.170	3	85	WALES	1:43.444	1:43.850	0.406
4	85	WALES	49.274	6	FROST	54.254	4	82	TAYLOR	1:43.676	1:43.791	0.115
5	6	FROST	49.469	96	KENT	54.449	5	6	FROST	1:43.723	1:44.074	0.351
6	33	WRIGHT	50.048	33	WRIGHT	54.464	6	33	WRIGHT	1:44.512	1:44.737	0.225
7	96	KENT	50.278	82	TAYLOR	54.470	7	96	KENT	1:44.727	1:45.114	0.387
8	20	WATSON	50.524	20	WATSON	55.017	8	20	WATSON	1:45.541	1:45.835	0.294
9	22	FINCH	50.671	65	BREESE	55.287	9	51	SUTCH	1:46.552	1:46.552	0.000
10	51	SUTCH	50.933	18	GREEN	55.542	10	18	GREEN	1:46.602	1:46.771	0.169
11	62	BETTRIDGE	51.023	51	SUTCH	55.619	11	65	BREESE	1:47.046	1:47.355	0.309
12	18	GREEN	51.060	62	BETTRIDGE	56.222	12	22	FINCH	1:47.061	1:47.451	0.390
13	43	BARFORD	51.177	22	FINCH	56.390	13	62	BETTRIDGE	1:47.245	1:47.459	0.214
14	114	ANDERSON	51.356	114	ANDERSON	56.844	14	43	BARFORD	1:48.149	1:48.149	0.000
15	44	DESSOY	51.485	43	BARFORD	56.972	15	114	ANDERSON	1:48.200	1:48.535	0.335
16	65	BREESE	51.759	44	DESSOY	57.475	16	44	DESSOY	1:48.960	1:48.998	0.038
17	9	HOWLETT	52.028	45	MORTON	57.687	17	45	MORTON	1:49.936	1:49.936	0.000
18	47	FAYERS	52.082	9	HOWLETT	58.128	18	9	HOWLETT	1:50.156	1:50.156	0.000
19	7	PATERSON	52.228	47	FAYERS	58.549	19	47	FAYERS	1:50.631	1:50.631	0.000
20	45	MORTON	52.249	7	PATERSON	58.638	20	7	PATERSON	1:50.866	1:50.866	0.000
21	60	YOUNGE	54.244	60	YOUNGE	1:00.103	21	60	YOUNGE	1:54.347	1:54.347	0.000
22	41	WILLIAMS	55.665	41	WILLIAMS	1:01.904	22	41	WILLIAMS	1:57.569	1:57.653	0.084

Weather / Track : Cloudy / Wet

Results can be found at www.tsl-timing.com

Snetterton 200

Circuit Length = 1.9840 miles

Start: 17:32 Flag 17:44 End: 17:46

Printed - 17:47 Saturday, 24 October 2015

BMCRC - MRO Championships 2015 - Rnd 10 @ Snetterton 200

Freshdrop BMZRC 250 MZ

RACE 7 - CLASSIFICATION

POS	NO	CL	PIC NAME	ENTRY	LAPS	TIME	GAP	DIFF	MPH	BEST	ON
1	82		1 Mark TAYLOR	MZ - B K NOLTE contracts limited	7	11:12.471			74.34	1:34.325	7
2	75		2 Peter WOODALL	MZ - Core Projects Ltd	7	11:12.537	0.066	0.066	74.34	1:34.365	7
3	95		3 Christopher ROGERS	MZ -	7	11:12.917	0.446	0.380	74.30	1:34.483	6
4	96		4 Chris KENT	MZ - Open to Offers!	7	11:24.400	11.929	11.483	73.05	1:36.278	7
5	85		5 Andrew WALES	MZ - Illuminated Design LTD	7	11:24.530	12.059	0.130	73.03	1:35.690	7
6	22		6 Simon FINCH	MZ - The Bayard Partnership, ASK Plumbing & Hez	7	11:40.752	28.281	16.222	71.34	1:38.513	6
7	114		7 Ryan ANDERSON	MZ -	7	11:40.833	28.362	0.081	71.34	1:37.949	5
8	18		8 Barry GREEN	MZ -	7	11:43.134	30.663	2.301	71.10	1:38.434	3
9	9		9 Gary HOWLETT	MZ - HS Racing	7	11:46.488	34.017	3.354	70.76	1:38.994	6
10	62	R	1 Nicholas BETTRIDGE	MZ -	7	11:46.590	34.119	0.102	70.75	1:38.746	7
11	44	R	2 Robert DESSOY	MZ - Walter Kaaden - Oscilloscopes	7	11:58.694	46.223	12.104	69.56	1:39.776	2
12	47		10 Richard FAYERS	MZ -	7	12:08.898	56.427	10.204	68.59	1:41.938	7
13	45		11 Charlotte MORTON	MZ - HS Racing	7	12:11.060	58.589	2.162	68.39	1:41.936	5
14	51	R	3 Duane SUTCH	MZ -	7	12:12.119	59.648	1.059	68.29	1:41.797	7
15	43		12 Daniel BARFORD	MZ -	7	12:12.741	1:00.270	0.622	68.23	1:41.975	7
16	20	R	4 Christopher WATSON	MZ - Expert Locksmiths Medway	7	12:27.200	1:14.729	14.459	66.91	1:40.515	5
17	60		13 Jack YOUNGE	MZ -	7	12:33.168	1:20.697	5.968	66.38	1:45.764	6
18	65	R	5 Konrad BREESE	MZ -	7	12:33.737	1:21.266	0.569	66.33	1:42.643	2
19	41		14 Gary WILLIAMS	MZ -	7	12:34.895	1:22.424	1.158	66.23	1:45.318	7
20	7	R	6 David PATERSON	MZ - arnold self drive	6	12:05.616	1 Lap	1 Lap	59.06	1:52.895	2

NOT CLASSIFIED

DNF	33		Greg WRIGHT	MZ - Neos-IT	3	4:54.302	4 Laps	3 Laps	72.80	1:35.183	3
DNF	6		Jerry FROST	MZ -	2	3:34.750	5 Laps	1 Lap	66.51	1:43.866	2

FASTEST LAP

82			Mark TAYLOR	MZ - B K NOLTE contracts limited	7	1:34.325	75.72 mph	121.86 kph
62	R		Nicholas BETTRIDGE	MZ -	7	1:38.746	72.33 mph	116.40 kph

Class - 90% of Race Speed = 66.90 mph
 Class R - 90% of Race Speed = 63.67 mph

Snetterton 200
 Circuit Length = 1.9840 miles
 Start: 12:42 Flag 12:54 End: 12:55

Weather / Track : Cloudy / Drying

These results are provisional until the conclusion of any judicial and technical matters.

Clerk Of Course :	Timekeeper :
-------------------	--------------

Results can be found at www.tsl-timing.com

Printed - 12:55 Sunday, 25 October 2015



BMCRC - MRO Championships 2015 - Rnd 10 @ Snetterton 200

Freshdrop BMZRC 250 MZ

RACE 7 - LAP CHART

LAP 1 @ 12:44:34.920

NO	BEHIND	LAP TIME
82		1:41.244
95	0.064	1:41.308
96	0.383	1:41.627
75	0.488	1:41.732
33	1.199	1:42.443
22	2.247	1:43.491
85	2.260	1:43.504
18	5.272	1:46.516
44	6.441	1:47.685
62	6.740	1:47.984
20	6.816	1:48.060
9	7.238	1:48.482
114	7.682	1:48.926
65	8.000	1:49.244
6	9.640	1:50.884
43	9.828	1:51.072
47	10.374	1:51.618
51	11.964	1:53.208
41	12.153	1:53.397
45	14.312	1:55.556
60	14.656	1:55.900
7	16.934	1:58.178

LAP 2 @ 12:46:10.848

NO	BEHIND	LAP TIME
75		1:35.440
95	0.062	1:35.926
82	0.794	1:36.722
96	1.826	1:37.371
33	1.947	1:36.676
85	2.044	1:35.712
22	5.949	1:39.630
18	8.171	1:38.827
62	10.176	1:39.364
114	10.213	1:38.459
44	10.289	1:39.776
9	11.670	1:40.360
20	12.101	1:41.213
65	14.715	1:42.643
47	16.829	1:42.383
6	17.578	1:43.866
43	17.741	1:43.841
51	19.740	1:43.704
45	21.087	1:42.703
41	22.983	1:46.758
60	25.633	1:46.905
7	33.901	1:52.895

LAP 3 @ 12:47:46.421

NO	BEHIND	LAP TIME
95		1:35.511
82	0.694	1:35.473
75	0.751	1:36.324
33	1.557	1:35.183
96	4.032	1:37.779
85	4.082	1:37.611
22	10.387	1:40.011
18	11.032	1:38.434
114	13.182	1:38.542
62	15.592	1:40.989
9	16.636	1:40.539

44	19.875	1:45.159
47	23.699	1:42.443
65	25.599	1:46.457
43	26.665	1:44.497
45	27.857	1:42.343
51	28.074	1:43.907
41	34.676	1:47.266
60	37.006	1:46.946
20	49.142	2:12.614
7	59.054	2:00.726

LAP 4 @ 12:49:22.390

NO	BEHIND	LAP TIME
82		1:35.275
75	0.020	1:35.238
95	0.487	1:36.456
85	5.090	1:36.977
96	5.311	1:37.248
18	14.352	1:39.289
22	14.635	1:40.217
114	16.032	1:38.819
62	19.451	1:39.828
9	20.035	1:39.368
44	25.795	1:41.889
47	31.301	1:43.571
45	34.017	1:42.129
65	34.144	1:44.514
51	36.222	1:44.117
43	36.381	1:45.685
41	46.430	1:47.723
60	46.868	1:45.831
20	55.040	1:41.867
7	1:24.353	2:01.268

LAP 5 @ 12:50:57.110

NO	BEHIND	LAP TIME
75		1:34.700
82	0.307	1:35.027
95	0.461	1:34.694
96	7.905	1:37.314
85	8.084	1:37.714
22	18.910	1:38.995
114	19.261	1:37.949
18	20.343	1:40.711
62	24.108	1:39.377
9	24.533	1:39.218
44	32.090	1:41.015
47	40.265	1:43.684
45	41.233	1:41.936
43	44.673	1:43.012
51	44.916	1:43.414
65	53.030	1:53.606
60	58.036	1:45.888
41	59.231	1:47.521
20	1:00.835	1:40.515

LAP 6 @ 12:52:31.822

NO	BEHIND	LAP TIME
82		1:34.405
75	0.026	1:34.738
95	0.232	1:34.483
96	9.976	1:36.783
85	10.694	1:37.322

7	1 Lap	2:03.767
22	22.711	1:38.513
114	23.140	1:38.591
18	25.551	1:39.920
9	28.815	1:38.994
62	29.698	1:40.302
44	39.044	1:41.666
45	48.753	1:42.232
47	48.814	1:43.261
51	52.176	1:41.972
43	52.620	1:42.659
20	1:06.703	1:40.580
65	1:07.112	1:48.794
60	1:09.088	1:45.764
41	1:11.431	1:46.912

LAP 7 @ 12:54:06.147

NO	BEHIND	LAP TIME
82		1:34.325
75	0.066	1:34.365
95	0.446	1:34.539
96	11.929	1:36.278
85	12.059	1:35.690
22	28.281	1:39.895
114	28.362	1:39.547
18	30.663	1:39.437
9	34.017	1:39.527
62	34.119	1:38.746
44	46.223	1:41.504
7	1 Lap	2:08.782
47	56.427	1:41.938
45	58.589	1:44.161
51	59.648	1:41.797
43	1:00.270	1:41.975
20	1:14.729	1:42.351
60	1:20.697	1:45.934
65	1:21.266	1:48.479
41	1:22.424	1:45.318

Weather / Track : Cloudy / Drying

Results can be found at www.tsl-timing.com

Snetterton 200

Circuit Length = 1.9840 miles

Start: 12:42 Flag 12:54 End: 12:55

Printed - 12:56 Sunday, 25 October 2015

BMCRC - MRO Championships 2015 - Rnd 10 @ Snetterton 200

Freshdrop BMZRC 250 MZ

RACE 7 - SECTOR ANALYSIS

SECTOR 1 = FL to I1, SECTOR 2 = I1 to FL, DIFF = Difference To Personal Best Lap

P1 82		Mark TAYLOR		MZ - B K NOLTE contracts limited			
IDEAL LAP TIME : 1:33.896		BEST LAP TIME : 1:34.325		DIFFERENCE : 0.429			
LAP	SECTOR 1	SECTOR 2	LAP TIME	MPH	DIFF	TIME OF DAY	
1 -		50.148	1:41.244	70.54	6.919	12:44:34.920	
2 -	46.693	50.029	1:36.722	73.84	2.397	12:46:11.642	
3 -	45.546	49.927	1:35.473	74.81	1.148	12:47:47.115	
4 -	45.704	49.571	1:35.275	74.96	0.950	12:49:22.390	
5 -	46.023	49.004	1:35.027 (3)	75.16	0.702	12:50:57.417	
6 -	45.388	49.017	1:34.405 (2)	75.65	0.080	12:52:31.822	
7 -	45.817	48.508	1:34.325 (1)	75.72		12:54:06.147	

P2 75		Peter WOODALL		MZ - Core Projects Ltd			
IDEAL LAP TIME : 1:34.365		BEST LAP TIME : 1:34.365		DIFFERENCE : 0.000			
LAP	SECTOR 1	SECTOR 2	LAP TIME	MPH	DIFF	TIME OF DAY	
1 -		49.889	1:41.732	70.20	7.367	12:44:35.408	
2 -	46.024	49.416	1:35.440	74.83	1.075	12:46:10.848	
3 -	46.390	49.934	1:36.324	74.15	1.959	12:47:47.172	
4 -	45.759	49.479	1:35.238	74.99	0.873	12:49:22.410	
5 -	46.079	48.621	1:34.700 (2)	75.42	0.335	12:50:57.110	
6 -	45.770	48.968	1:34.738 (3)	75.39	0.373	12:52:31.848	
7 -	45.752	48.613	1:34.365 (1)	75.69		12:54:06.213	

P3 95		Christopher ROGERS		MZ -			
IDEAL LAP TIME : 1:34.208		BEST LAP TIME : 1:34.483		DIFFERENCE : 0.275			
LAP	SECTOR 1	SECTOR 2	LAP TIME	MPH	DIFF	TIME OF DAY	
1 -		49.567	1:41.308	70.50	6.825	12:44:34.984	
2 -	46.227	49.699	1:35.926	74.45	1.443	12:46:10.910	
3 -	46.249	49.262	1:35.511	74.78	1.028	12:47:46.421	
4 -	46.462	49.994	1:36.456	74.04	1.973	12:49:22.877	
5 -	45.919	48.775	1:34.694 (3)	75.42	0.211	12:50:57.571	
6 -	45.857	48.626	1:34.483 (1)	75.59		12:52:32.054	
7 -	45.582	48.957	1:34.539 (2)	75.55	0.056	12:54:06.593	

P4 96		Chris KENT		MZ - Open to Offers!			
IDEAL LAP TIME : 1:35.422		BEST LAP TIME : 1:36.278		DIFFERENCE : 0.856			
LAP	SECTOR 1	SECTOR 2	LAP TIME	MPH	DIFF	TIME OF DAY	
1 -		49.575	1:41.627	70.28	5.349	12:44:35.303	
2 -	45.916	51.455	1:37.371	73.35	1.093	12:46:12.674	
3 -	45.933	51.846	1:37.779	73.04	1.501	12:47:50.453	
4 -	45.847	51.401	1:37.248 (3)	73.44	0.970	12:49:27.701	
5 -	46.991	50.323	1:37.314	73.39	1.036	12:51:05.015	
6 -	46.423	50.360	1:36.783 (2)	73.79	0.505	12:52:41.798	
7 -	45.892	50.386	1:36.278 (1)	74.18		12:54:18.076	

P5 85		Andrew WALES		MZ - Illuminated Design LTD			
IDEAL LAP TIME : 1:34.952		BEST LAP TIME : 1:35.690		DIFFERENCE : 0.738			
LAP	SECTOR 1	SECTOR 2	LAP TIME	MPH	DIFF	TIME OF DAY	
1 -		50.281	1:43.504	69.00	7.814	12:44:37.180	
2 -	46.070	49.642	1:35.712 (2)	74.62	0.022	12:46:12.892	
3 -	46.158	51.453	1:37.611	73.17	1.921	12:47:50.503	
4 -	46.538	50.439	1:36.977 (3)	73.65	1.287	12:49:27.480	
5 -	47.259	50.455	1:37.714	73.09	2.024	12:51:05.194	
6 -	46.264	51.058	1:37.322	73.39	1.632	12:52:42.516	
7 -	45.310	50.380	1:35.690 (1)	74.64		12:54:18.206	

P6 22		Simon FINCH		MZ - The Bayard Partnership, ASK Plumbing & Heating			
IDEAL LAP TIME : 1:37.898		BEST LAP TIME : 1:38.513		DIFFERENCE : 0.615			
LAP	SECTOR 1	SECTOR 2	LAP TIME	MPH	DIFF	TIME OF DAY	
1 -							
2 -							
3 -							
4 -							
5 -							
6 -							
7 -							

Weather / Track : Cloudy / Drying

Snetterton 200
Circuit Length = 1.9840 miles
Start: 12:42 Flag 12:54 End: 12:55

BMCRC - MRO Championships 2015 - Rnd 10 @ Snetterton 200

Freshdrop BMZRC 250 MZ

RACE 7 - SECTOR ANALYSIS

SECTOR 1 = FL to I1, SECTOR 2 = I1 to FL, DIFF = Difference To Personal Best Lap

1 -		50.526	1:43.491	69.01	4.978	12:44:37.167
2 -	47.372	52.258	1:39.630 (3)	71.69	1.117	12:46:16.797
3 -	47.902	52.109	1:40.011	71.41	1.498	12:47:56.808
4 -	47.589	52.628	1:40.217	71.27	1.704	12:49:37.025
5 -	47.853	51.142	1:38.995 (2)	72.15	0.482	12:51:16.020
6 -	47.373	51.140	1:38.513 (1)	72.50		12:52:54.533
7 -	48.281	51.614	1:39.895	71.50	1.382	12:54:34.428

P7 114 Ryan ANDERSON		MZ -	
IDEAL LAP TIME : 1:37.949		BEST LAP TIME : 1:37.949	
		DIFFERENCE : 0.000	

LAP	SECTOR 1	SECTOR 2	LAP TIME	MPH	DIFF	TIME OF DAY
1 -		52.320	1:48.926	65.57	10.977	12:44:42.602
2 -	46.819	51.640	1:38.459 (2)	72.54	0.510	12:46:21.061
3 -	46.649	51.893	1:38.542 (3)	72.48	0.593	12:47:59.603
4 -	47.067	51.752	1:38.819	72.27	0.870	12:49:38.422
5 -	46.430	51.519	1:37.949 (1)	72.92		12:51:16.371
6 -	46.880	51.711	1:38.591	72.44	0.642	12:52:54.962
7 -	47.514	52.033	1:39.547	71.75	1.598	12:54:34.509

P8 18 Barry GREEN		MZ -	
IDEAL LAP TIME : 1:37.957		BEST LAP TIME : 1:38.434	
		DIFFERENCE : 0.477	

LAP	SECTOR 1	SECTOR 2	LAP TIME	MPH	DIFF	TIME OF DAY
1 -		51.987	1:46.516	67.05	8.082	12:44:40.192
2 -	47.492	51.335	1:38.827 (2)	72.27	0.393	12:46:19.019
3 -	47.488	50.946	1:38.434 (1)	72.56		12:47:57.453
4 -	47.011	52.278	1:39.289 (3)	71.93	0.855	12:49:36.742
5 -	48.289	52.422	1:40.711	70.92	2.277	12:51:17.453
6 -	47.876	52.044	1:39.920	71.48	1.486	12:52:57.373
7 -	47.789	51.648	1:39.437	71.82	1.003	12:54:36.810

P9 9 Gary HOWLETT		MZ - HS Racing	
IDEAL LAP TIME : 1:38.925		BEST LAP TIME : 1:38.994	
		DIFFERENCE : 0.069	

LAP	SECTOR 1	SECTOR 2	LAP TIME	MPH	DIFF	TIME OF DAY
1 -		52.779	1:48.482	65.84	9.488	12:44:42.158
2 -	47.766	52.594	1:40.360	71.16	1.366	12:46:22.518
3 -	48.807	51.732	1:40.539	71.04	1.545	12:48:03.057
4 -	47.616	51.752	1:39.368 (3)	71.87	0.374	12:49:42.425
5 -	47.809	51.409	1:39.218 (2)	71.98	0.224	12:51:21.643
6 -	47.685	51.309	1:38.994 (1)	72.15		12:53:00.637
7 -	47.689	51.838	1:39.527	71.76	0.533	12:54:40.164

P10 62 R Nicholas BETTRIDGE		MZ -	
IDEAL LAP TIME : 1:38.726		BEST LAP TIME : 1:38.746	
		DIFFERENCE : 0.020	

LAP	SECTOR 1	SECTOR 2	LAP TIME	MPH	DIFF	TIME OF DAY
1 -		53.113	1:47.984	66.14	9.238	12:44:41.660
2 -	47.250	52.114	1:39.364 (2)	71.88	0.618	12:46:21.024
3 -	48.717	52.272	1:40.989	70.72	2.243	12:48:02.013
4 -	47.670	52.158	1:39.828	71.54	1.082	12:49:41.841
5 -	47.608	51.769	1:39.377 (3)	71.87	0.631	12:51:21.218
6 -	48.170	52.132	1:40.302	71.21	1.556	12:53:01.520
7 -	46.957	51.789	1:38.746 (1)	72.33		12:54:40.266

P11 44 R Robert DESOY		MZ - Walter Kaaden - Oscilloscopes	
IDEAL LAP TIME : 1:39.776		BEST LAP TIME : 1:39.776	
		DIFFERENCE : 0.000	

LAP	SECTOR 1	SECTOR 2	LAP TIME	MPH	DIFF	TIME OF DAY
1 -		53.065	1:47.685	66.32	7.909	12:44:41.361
2 -	47.300	52.476	1:39.776 (1)	71.58		12:46:21.137
3 -	50.977	54.182	1:45.159	67.92	5.383	12:48:06.296
4 -	49.207	52.682	1:41.889	70.10	2.113	12:49:48.185

Weather / Track : Cloudy / Drying

Snetterton 200

Circuit Length = 1.9840 miles

Start: 12:42 Flag 12:54 End: 12:55

BMCRC - MRO Championships 2015 - Rnd 10 @ Snetterton 200

Freshdrop BMZRC 250 MZ

RACE 7 - SECTOR ANALYSIS

SECTOR 1 = FL to I1, SECTOR 2 = I1 to FL, DIFF = Difference To Personal Best Lap

5 -	47.744	53.271	1:41.015 (2)	70.70	1.239	12:51:29.200
6 -	48.356	53.310	1:41.666	70.25	1.890	12:53:10.866
7 -	48.117	53.387	1:41.504 (3)	70.36	1.728	12:54:52.370

P12 47	Richard FAYERS		MZ -			
IDEAL LAP TIME : 1:41.827		BEST LAP TIME : 1:41.938		DIFFERENCE : 0.111		
LAP	SECTOR 1	SECTOR 2	LAP TIME	MPH	DIFF	TIME OF DAY
1 -		54.584	1:51.618	63.99	9.680	12:44:45.294
2 -	48.388	53.995	1:42.383 (2)	69.76	0.445	12:46:27.677
3 -	48.506	53.937	1:42.443 (3)	69.72	0.505	12:48:10.120
4 -	49.127	54.444	1:43.571	68.96	1.633	12:49:53.691
5 -	49.023	54.661	1:43.684	68.88	1.746	12:51:37.375
6 -	49.177	54.084	1:43.261	69.16	1.323	12:53:20.636
7 -	47.890	54.048	1:41.938 (1)	70.06		12:55:02.574

P13 45	Charlotte MORTON		MZ - HS Racing			
IDEAL LAP TIME : 1:41.655		BEST LAP TIME : 1:41.936		DIFFERENCE : 0.281		
LAP	SECTOR 1	SECTOR 2	LAP TIME	MPH	DIFF	TIME OF DAY
1 -		54.873	1:55.556	61.81	13.620	12:44:49.232
2 -	48.591	54.112	1:42.703	69.54	0.767	12:46:31.935
3 -	48.614	53.729	1:42.343	69.79	0.407	12:48:14.278
4 -	48.819	53.310	1:42.129 (2)	69.93	0.193	12:49:56.407
5 -	48.672	53.264	1:41.936 (1)	70.06		12:51:38.343
6 -	48.391	53.841	1:42.232 (3)	69.86	0.296	12:53:20.575
7 -	49.069	55.092	1:44.161	68.57	2.225	12:55:04.736

P14 51 R	Duane SUTCH		MZ -			
IDEAL LAP TIME : 1:41.772		BEST LAP TIME : 1:41.797		DIFFERENCE : 0.025		
LAP	SECTOR 1	SECTOR 2	LAP TIME	MPH	DIFF	TIME OF DAY
1 -		55.403	1:53.208	63.09	11.411	12:44:46.884
2 -	49.118	54.586	1:43.704	68.87	1.907	12:46:30.588
3 -	49.754	54.153	1:43.907	68.73	2.110	12:48:14.495
4 -	49.389	54.728	1:44.117	68.60	2.320	12:49:58.612
5 -	49.458	53.956	1:43.414 (3)	69.06	1.617	12:51:42.026
6 -	48.632	53.340	1:41.972 (2)	70.04	0.175	12:53:23.998
7 -	48.657	53.140	1:41.797 (1)	70.16		12:55:05.795

P15 43	Daniel BARFORD		MZ -			
IDEAL LAP TIME : 1:41.881		BEST LAP TIME : 1:41.975		DIFFERENCE : 0.094		
LAP	SECTOR 1	SECTOR 2	LAP TIME	MPH	DIFF	TIME OF DAY
1 -		54.908	1:51.072	64.30	9.097	12:44:44.748
2 -	48.841	55.000	1:43.841	68.78	1.866	12:46:28.589
3 -	49.412	55.085	1:44.497	68.35	2.522	12:48:13.086
4 -	49.773	55.912	1:45.685	67.58	3.710	12:49:58.771
5 -	48.887	54.125	1:43.012 (3)	69.33	1.037	12:51:41.783
6 -	48.685	53.974	1:42.659 (2)	69.57	0.684	12:53:24.442
7 -	48.779	53.196	1:41.975 (1)	70.04		12:55:06.417

P16 20 R	Christopher WATSON		MZ - Expert Locksmiths Medway			
IDEAL LAP TIME : 1:40.016		BEST LAP TIME : 1:40.515		DIFFERENCE : 0.499		
LAP	SECTOR 1	SECTOR 2	LAP TIME	MPH	DIFF	TIME OF DAY
1 -		53.536	1:48.060	66.09	7.545	12:44:41.736
2 -	48.322	52.891	1:41.213 (3)	70.56	0.698	12:46:22.949
3 -	49.112	1:23.502	2:12.614	53.85	32.099	12:48:35.563
4 -	48.856	53.011	1:41.867	70.11	1.352	12:50:17.430
5 -	48.774	51.741	1:40.515 (1)	71.05		12:51:57.945
6 -	48.275	52.305	1:40.580 (2)	71.01	0.065	12:53:38.525
7 -	48.763	53.588	1:42.351	69.78	1.836	12:55:20.876

Weather / Track : Cloudy / Drying

Snetterton 200

Circuit Length = 1.9840 miles

Start: 12:42 Flag 12:54 End: 12:55

BMCRC - MRO Championships 2015 - Rnd 10 @ Snetterton 200

Freshdrop BMZRC 250 MZ

RACE 7 - SECTOR ANALYSIS

SECTOR 1 = FL to I1, SECTOR 2 = I1 to FL, DIFF = Difference To Personal Best Lap

P17 60		Jack YOUNGE		MZ -		
IDEAL LAP TIME : 1:45.257		BEST LAP TIME : 1:45.764		DIFFERENCE : 0.507		
LAP	SECTOR 1	SECTOR 2	LAP TIME	MPH	DIFF	TIME OF DAY
1 -		56.228	1:55.900	61.62	10.136	12:44:49.576
2 -	50.962	55.943	1:46.905	66.81	1.141	12:46:36.481
3 -	50.605	56.341	1:46.946	66.78	1.182	12:48:23.427
4 -	50.816	55.015	1:45.831 (2)	67.49	0.067	12:50:09.258
5 -	50.673	55.215	1:45.888 (3)	67.45	0.124	12:51:55.146
6 -	50.990	54.774	1:45.764 (1)	67.53		12:53:40.910
7 -	50.483	55.451	1:45.934	67.42	0.170	12:55:26.844

P18 65 R		Konrad BREESE		MZ -		
IDEAL LAP TIME : 1:42.643		BEST LAP TIME : 1:42.643		DIFFERENCE : 0.000		
LAP	SECTOR 1	SECTOR 2	LAP TIME	MPH	DIFF	TIME OF DAY
1 -		53.807	1:49.244	65.38	6.601	12:44:42.920
2 -	49.192	53.451	1:42.643 (1)	69.58		12:46:25.563
3 -	51.993	54.464	1:46.457 (3)	67.09	3.814	12:48:12.020
4 -	50.310	54.204	1:44.514 (2)	68.34	1.871	12:49:56.534
5 -	55.479	58.127	1:53.606	62.87	10.963	12:51:50.140
6 -	53.089	55.705	1:48.794	65.65	6.151	12:53:38.934
7 -	51.840	56.639	1:48.479	65.84	5.836	12:55:27.413

P19 41		Gary WILLIAMS		MZ -		
IDEAL LAP TIME : 1:45.318		BEST LAP TIME : 1:45.318		DIFFERENCE : 0.000		
LAP	SECTOR 1	SECTOR 2	LAP TIME	MPH	DIFF	TIME OF DAY
1 -		55.837	1:53.397	62.98	8.079	12:44:47.073
2 -	50.773	55.985	1:46.758 (2)	66.90	1.440	12:46:33.831
3 -	51.195	56.071	1:47.266	66.58	1.948	12:48:21.097
4 -	51.200	56.523	1:47.723	66.30	2.405	12:50:08.820
5 -	51.491	56.030	1:47.521	66.42	2.203	12:51:56.341
6 -	51.368	55.544	1:46.912 (3)	66.80	1.594	12:53:43.253
7 -	50.749	54.569	1:45.318 (1)	67.81		12:55:28.571

P20 7 R		David PATERSON		MZ - arnold self drive		
IDEAL LAP TIME : 1:50.419		BEST LAP TIME : 1:52.895		DIFFERENCE : 2.476		
LAP	SECTOR 1	SECTOR 2	LAP TIME	MPH	DIFF	TIME OF DAY
1 -		57.768	1:58.178 (2)	60.43	5.283	12:44:51.854
2 -	52.651	1:00.244	1:52.895 (1)	63.26		12:46:44.749
3 -	57.432	1:03.294	2:00.726 (3)	59.16	7.831	12:48:45.475
4 -	58.167	1:03.101	2:01.268	58.89	8.373	12:50:46.743
5 -	58.304	1:05.463	2:03.767	57.70	10.872	12:52:50.510
6 -	1:01.165	1:07.617	2:08.782	55.46	15.887	12:54:59.292

P21 33		Greg WRIGHT		MZ - Neos-IT		
IDEAL LAP TIME : 1:34.487		BEST LAP TIME : 1:35.183		DIFFERENCE : 0.696		
LAP	SECTOR 1	SECTOR 2	LAP TIME	MPH	DIFF	TIME OF DAY
1 -		50.259	1:42.443 (3)	69.72	7.260	12:44:36.119
2 -	45.978	50.698	1:36.676 (2)	73.88	1.493	12:46:12.795
3 -	46.258	48.925	1:35.183 (1)	75.04		12:47:47.978

P22 6		Jerry FROST		MZ -		
IDEAL LAP TIME : 1:42.539		BEST LAP TIME : 1:43.866		DIFFERENCE : 1.327		
LAP	SECTOR 1	SECTOR 2	LAP TIME	MPH	DIFF	TIME OF DAY
1 -		53.135	1:50.884 (2)	64.41	7.018	12:44:44.560
2 -	49.404	54.462	1:43.866 (1)	68.76		12:46:28.426

Weather / Track : Cloudy / Drying

Snetterton 200
Circuit Length = 1.9840 miles
Start: 12:42 Flag 12:54 End: 12:55

BMCRC - MRO Championships 2015 - Rnd 10 @ Snetterton 200

Freshdrop BMZRC 250 MZ

RACE 7 - BEST SECTORS

SECTOR 1			SECTOR 2			IDEAL / BEST COMPARISON						
POS	NO	NAME	TIME	NO	NAME	TIME	POS	NO	NAME	IDEAL	BEST	DIFF
									PERFECT LAP	1:33.818		
1	85	WALES	45.310	82	TAYLOR	48.508	1	82	TAYLOR	1:33.896	1:34.325	0.429
2	82	TAYLOR	45.388	75	WOODALL	48.613	2	95	ROGERS	1:34.208	1:34.483	0.275
3	33	WRIGHT	45.562	95	ROGERS	48.626	3	75	WOODALL	1:34.365	1:34.365	0.000
4	95	ROGERS	45.582	33	WRIGHT	48.925	4	33	WRIGHT	1:34.487	1:35.183	0.696
5	75	WOODALL	45.752	96	KENT	49.575	5	85	WALES	1:34.952	1:35.690	0.738
6	96	KENT	45.847	85	WALES	49.642	6	96	KENT	1:35.422	1:36.278	0.856
7	114	ANDERSON	46.430	22	FINCH	50.526	7	22	FINCH	1:37.898	1:38.513	0.615
8	62	BETTRIDGE	46.957	18	GREEN	50.946	8	114	ANDERSON	1:37.949	1:37.949	0.000
9	18	GREEN	47.011	9	HOWLETT	51.309	9	18	GREEN	1:37.957	1:38.434	0.477
10	44	DESSOY	47.300	114	ANDERSON	51.519	10	62	BETTRIDGE	1:38.726	1:38.746	0.020
11	22	FINCH	47.372	20	WATSON	51.741	11	9	HOWLETT	1:38.925	1:38.994	0.069
12	9	HOWLETT	47.616	62	BETTRIDGE	51.769	12	44	DESSOY	1:39.776	1:39.776	0.000
13	47	FAYERS	47.890	44	DESSOY	52.476	13	20	WATSON	1:40.016	1:40.515	0.499
14	20	WATSON	48.275	6	FROST	53.135	14	45	MORTON	1:41.655	1:41.936	0.281
15	45	MORTON	48.391	51	SUTCH	53.140	15	51	SUTCH	1:41.772	1:41.797	0.025
16	51	SUTCH	48.632	43	BARFORD	53.196	16	47	FAYERS	1:41.827	1:41.938	0.111
17	43	BARFORD	48.685	45	MORTON	53.264	17	43	BARFORD	1:41.881	1:41.975	0.094
18	65	BREESE	49.192	65	BREESE	53.451	18	6	FROST	1:42.539	1:43.866	1.327
19	6	FROST	49.404	47	FAYERS	53.937	19	65	BREESE	1:42.643	1:42.643	0.000
20	60	YOUNGE	50.483	41	WILLIAMS	54.569	20	60	YOUNGE	1:45.257	1:45.764	0.507
21	41	WILLIAMS	50.749	60	YOUNGE	54.774	21	41	WILLIAMS	1:45.318	1:45.318	0.000
22	7	PATERSON	52.651	7	PATERSON	57.768	22	7	PATERSON	1:50.419	1:52.895	2.476

Weather / Track : Cloudy / Drying

Results can be found at www.tsl-timing.com

Snetterton 200

Circuit Length = 1.9840 miles

Start: 12:42 Flag 12:54 End: 12:55

Printed - 12:56 Sunday, 25 October 2015

BMCRC - MRO Championships 2015 - Rnd 10 @ Snetterton 200

Freshdrop BMZRC 250 MZ

RACE 15 - CLASSIFICATION

POS	NO	CL	PIC NAME	ENTRY	LAPS	TIME	GAP	DIFF	MPH	BEST	ON
1	95		1 Christopher ROGERS	MZ -	7	10:52.207			76.65	1:31.286	6
2	75		2 Peter WOODALL	MZ - Core Projects Ltd	7	10:52.746	0.539	0.539	76.59	1:31.743	5
3	33		3 Greg WRIGHT	MZ - Neos-IT	7	11:10.115	17.908	17.369	74.61	1:32.998	7
4	96		4 Chris KENT	MZ - Open to Offers!	7	11:11.654	19.447	1.539	74.43	1:33.606	7
5	85		5 Andrew WALES	MZ - Illuminated Design LTD	7	11:12.121	19.914	0.467	74.38	1:34.159	7
6	114		6 Ryan ANDERSON	MZ -	7	11:24.655	32.448	12.534	73.02	1:36.161	3
7	44	R	1 Robert DESSOY	MZ - Walter Kaaden - Oscilloscopes	7	11:25.158	32.951	0.503	72.97	1:36.035	5
8	22		7 Simon FINCH	MZ - The Bayard Partnership, ASK Plumbing & Hez	7	11:28.402	36.195	3.244	72.62	1:35.826	7
9	62	R	2 Nicholas BETTRIDGE	MZ -	7	11:30.633	38.426	2.231	72.39	1:36.638	3
10	9		8 Gary HOWLETT	MZ - HS Racing	7	11:33.847	41.640	3.214	72.05	1:37.574	3
11	18		9 Barry GREEN	MZ -	7	11:57.972	1:05.765	24.125	69.63	1:40.741	2
12	20	R	3 Christopher WATSON	MZ - Expert Locksmiths Medway	7	11:58.079	1:05.872	0.107	69.62	1:40.123	7
13	65	R	4 Konrad BREESE	MZ -	7	12:00.609	1:08.402	2.530	69.38	1:40.135	2
14	45		10 Charlotte MORTON	MZ - HS Racing	7	12:08.333	1:16.126	7.724	68.64	1:40.229	6
15	41		11 Gary WILLIAMS	MZ -	7	12:15.815	1:23.608	7.482	67.94	1:43.499	2

NOT CLASSIFIED

DNF	82		Mark TAYLOR	MZ - B K NOLTE contracts limited	3	4:43.985	4 Laps	4 Laps	75.45	1:32.544	3
DNF	51	R	Duane SUTCH	MZ -	1	1:52.062	6 Laps	2 Laps	63.73	1:52.062	1
DNF	47		Richard FAYERS	MZ -	0						

FASTEST LAP

95			Christopher ROGERS	MZ -	6	1:31.286			78.24 mph	125.92 kph
44	R		Robert DESSOY	MZ - Walter Kaaden - Oscilloscopes	5	1:36.035			74.37 mph	119.69 kph

Class - 90% of Race Speed = 68.98 mph
Class R - 90% of Race Speed = 65.67 mph

Snetterton 200
Circuit Length = 1.9840 miles
Start: 15:00 Flag 15:11 End: 15:12

Weather / Track : Cloudy / Dry

These results are provisional until the conclusion of any judicial and technical matters.

Clerk Of Course :	Timekeeper :
-------------------	--------------

Results can be found at www.tsl-timing.com

Printed - 15:12 Sunday, 25 October 2015



BMCRC - MRO Championships 2015 - Rnd 10 @ Snetterton 200

Freshdrop BMZRC 250 MZ

RACE 15 - LAP CHART

LAP 1 @ 15:01:57.005

NO	BEHIND	LAP TIME
82		1:38.597
75	0.102	1:38.699
95	0.293	1:38.890
85	2.871	1:41.468
96	3.407	1:42.004
114	3.527	1:42.124
33	4.685	1:43.282
22	5.129	1:43.726
44	5.526	1:44.123
62	6.946	1:45.543
9	7.023	1:45.620
18	8.589	1:47.186
20	12.161	1:50.758
45	12.673	1:51.270
41	12.964	1:51.561
51	13.465	1:52.062
65	14.028	1:52.625

LAP 2 @ 15:03:29.822

NO	BEHIND	LAP TIME
75		1:32.715
82	0.027	1:32.844
95	0.189	1:32.713
96	5.035	1:34.445
85	5.755	1:35.701
33	6.214	1:34.346
114	6.995	1:36.285
44	11.399	1:38.690
9	11.917	1:37.711
62	12.037	1:37.908
22	13.193	1:40.881
18	16.513	1:40.741
45	20.536	1:40.680
20	21.008	1:41.664
65	21.346	1:40.135
41	23.646	1:43.499

LAP 3 @ 15:05:02.393

NO	BEHIND	LAP TIME
82		1:32.544
75	0.059	1:32.630
95	0.117	1:32.499
85	8.139	1:34.955
96	9.510	1:37.046
33	9.647	1:36.004
114	10.585	1:36.161
44	16.000	1:37.172
62	16.104	1:36.638
9	16.920	1:37.574
22	17.666	1:37.044
18	25.227	1:41.285
45	30.193	1:42.228
20	30.326	1:41.889
65	30.814	1:42.039
41	34.608	1:43.533

LAP 4 @ 15:06:35.646

NO	BEHIND	LAP TIME
75		1:33.194
95	0.499	1:33.635

85	10.520	1:35.634	20	1:05.872	1:40.123
96	11.137	1:34.880	65	1:08.402	1:41.456
33	11.318	1:34.924	45	1:16.126	1:51.165
114	15.133	1:37.801	41	1:23.608	1:44.032
44	19.127	1:36.380			
22	20.439	1:36.026			
62	20.927	1:38.076			
9	21.606	1:37.939			
18	34.420	1:42.446			
20	38.260	1:41.187			
45	38.334	1:41.394			
65	39.830	1:42.269			
41	45.965	1:44.610			

LAP 5 @ 15:08:07.389

NO	BEHIND	LAP TIME
75		1:31.743
95	0.492	1:31.736
96	13.593	1:34.199
33	14.149	1:34.574
85	14.256	1:35.479
114	21.757	1:38.367
44	23.419	1:36.035
22	25.896	1:37.200
62	26.354	1:37.170
9	27.475	1:37.612
18	45.755	1:43.078
45	47.958	1:41.367
20	48.225	1:41.708
65	49.219	1:41.132
41	58.942	1:44.720

LAP 6 @ 15:09:39.167

NO	BEHIND	LAP TIME
95		1:31.286
75	0.073	1:31.851
33	16.358	1:33.987
85	17.203	1:34.725
96	17.289	1:35.474
114	26.491	1:36.512
44	27.782	1:36.141
62	31.352	1:36.776
22	31.817	1:37.699
9	34.635	1:38.938
18	56.055	1:42.078
45	56.409	1:40.229
20	57.197	1:40.750
65	58.394	1:40.953
41	1:11.024	1:43.860

LAP 7 @ 15:11:10.615

NO	BEHIND	LAP TIME
95		1:31.448
75	0.539	1:31.914
33	17.908	1:32.998
96	19.447	1:33.606
85	19.914	1:34.159
114	32.448	1:37.405
44	32.951	1:36.617
22	36.195	1:35.826
62	38.426	1:38.522
9	41.640	1:38.453
18	1:05.765	1:41.158

Weather / Track : Cloudy / Dry

Results can be found at www.tsl-timing.com

Snetterton 200
Circuit Length = 1.9840 miles
Start: 15:00 Flag 15:11 End: 15:12

Printed - 15:13 Sunday, 25 October 2015

BMCRC - MRO Championships 2015 - Rnd 10 @ Snetterton 200

Freshdrop BMZRC 250 MZ

RACE 15 - SECTOR ANALYSIS

SECTOR 1 = FL to I1, SECTOR 2 = I1 to FL, DIFF = Difference To Personal Best Lap

P1 95 Christopher ROGERS		MZ -				
IDEAL LAP TIME : 1:30.796		BEST LAP TIME : 1:31.286		DIFFERENCE : 0.490		
LAP	SECTOR 1	SECTOR 2	LAP TIME	MPH	DIFF	TIME OF DAY
1 -		47.912	1:38.890	72.22	7.604	15:01:57.298
2 -	44.930	47.783	1:32.713	77.03	1.427	15:03:30.011
3 -	44.866	47.633	1:32.499	77.21	1.213	15:05:02.510
4 -	45.604	48.031	1:33.635	76.28	2.349	15:06:36.145
5 -	44.352	47.384	1:31.736 (3)	77.85	0.450	15:08:07.881
6 -	44.122	47.164	1:31.286 (1)	78.24		15:09:39.167
7 -	44.774	46.674	1:31.448 (2)	78.10	0.162	15:11:10.615

P2 75 Peter WOODALL		MZ - Core Projects Ltd				
IDEAL LAP TIME : 1:31.743		BEST LAP TIME : 1:31.743		DIFFERENCE : 0.000		
LAP	SECTOR 1	SECTOR 2	LAP TIME	MPH	DIFF	TIME OF DAY
1 -		47.734	1:38.699	72.36	6.956	15:01:57.107
2 -	45.081	47.634	1:32.715	77.03	0.972	15:03:29.822
3 -	45.046	47.584	1:32.630	77.10	0.887	15:05:02.452
4 -	45.679	47.515	1:33.194	76.64	1.451	15:06:35.646
5 -	44.563	47.180	1:31.743 (1)	77.85		15:08:07.389
6 -	44.652	47.199	1:31.851 (2)	77.76	0.108	15:09:39.240
7 -	44.721	47.193	1:31.914 (3)	77.70	0.171	15:11:11.154

P3 33 Greg WRIGHT		MZ - Neos-IT				
IDEAL LAP TIME : 1:32.998		BEST LAP TIME : 1:32.998		DIFFERENCE : 0.000		
LAP	SECTOR 1	SECTOR 2	LAP TIME	MPH	DIFF	TIME OF DAY
1 -		48.884	1:43.282	69.15	10.284	15:02:01.690
2 -	45.385	48.961	1:34.346 (3)	75.70	1.348	15:03:36.036
3 -	45.304	50.700	1:36.004	74.39	3.006	15:05:12.040
4 -	45.905	49.019	1:34.924	75.24	1.926	15:06:46.964
5 -	45.610	48.964	1:34.574	75.52	1.576	15:08:21.538
6 -	45.741	48.246	1:33.987 (2)	75.99	0.989	15:09:55.525
7 -	45.056	47.942	1:32.998 (1)	76.80		15:11:28.523

P4 96 Chris KENT		MZ - Open to Offers!				
IDEAL LAP TIME : 1:33.198		BEST LAP TIME : 1:33.606		DIFFERENCE : 0.408		
LAP	SECTOR 1	SECTOR 2	LAP TIME	MPH	DIFF	TIME OF DAY
1 -		50.469	1:42.004	70.02	8.398	15:02:00.412
2 -	44.842	49.603	1:34.445 (3)	75.62	0.839	15:03:34.857
3 -	46.105	50.941	1:37.046	73.59	3.440	15:05:11.903
4 -	45.905	48.975	1:34.880	75.27	1.274	15:06:46.783
5 -	45.669	48.530	1:34.199 (2)	75.82	0.593	15:08:20.982
6 -	45.620	49.854	1:35.474	74.81	1.868	15:09:56.456
7 -	44.668	48.938	1:33.606 (1)	76.30		15:11:30.062

P5 85 Andrew WALES		MZ - Illuminated Design LTD				
IDEAL LAP TIME : 1:34.012		BEST LAP TIME : 1:34.159		DIFFERENCE : 0.147		
LAP	SECTOR 1	SECTOR 2	LAP TIME	MPH	DIFF	TIME OF DAY
1 -		49.928	1:41.468	70.39	7.309	15:01:59.876
2 -	45.458	50.243	1:35.701	74.63	1.542	15:03:35.577
3 -	45.344	49.611	1:34.955 (3)	75.22	0.796	15:05:10.532
4 -	46.232	49.402	1:35.634	74.68	1.475	15:06:46.166
5 -	46.270	49.209	1:35.479	74.80	1.320	15:08:21.645
6 -	45.024	49.701	1:34.725 (2)	75.40	0.566	15:09:56.370
7 -	45.171	48.988	1:34.159 (1)	75.85		15:11:30.529

P6 114 Ryan ANDERSON		MZ -				
IDEAL LAP TIME : 1:35.542		BEST LAP TIME : 1:36.161		DIFFERENCE : 0.619		
LAP	SECTOR 1	SECTOR 2	LAP TIME	MPH	DIFF	TIME OF DAY

Weather / Track : Cloudy / Dry

Snetterton 200
Circuit Length = 1.9840 miles
Start: 15:00 Flag 15:11 End: 15:12

BMCRC - MRO Championships 2015 - Rnd 10 @ Snetterton 200

Freshdrop BMZRC 250 MZ

RACE 15 - SECTOR ANALYSIS

SECTOR 1 = FL to I1, SECTOR 2 = I1 to FL, DIFF = Difference To Personal Best Lap

1 -		50.012	1:42.124	69.93	5.963	15:02:00.532
2 -	45.530	50.755	1:36.285 (2)	74.18	0.124	15:03:36.817
3 -	45.769	50.392	1:36.161 (1)	74.27		15:05:12.978
4 -	46.320	51.481	1:37.801	73.03	1.640	15:06:50.779
5 -	47.166	51.201	1:38.367	72.61	2.206	15:08:29.146
6 -	46.184	50.328	1:36.512 (3)	74.00	0.351	15:10:05.658
7 -	46.626	50.779	1:37.405	73.32	1.244	15:11:43.063

P7 44 R Robert DESSOY			MZ - Walter Kaaden - Oscilloscopes			
IDEAL LAP TIME : 1:35.472		BEST LAP TIME : 1:36.035		DIFFERENCE : 0.563		
LAP	SECTOR 1	SECTOR 2	LAP TIME	MPH	DIFF	TIME OF DAY

1 -		50.092	1:44.123	68.59	8.088	15:02:02.531
2 -	45.959	52.731	1:38.690	72.37	2.655	15:03:41.221
3 -	46.549	50.623	1:37.172	73.50	1.137	15:05:18.393
4 -	46.217	50.163	1:36.380 (3)	74.10	0.345	15:06:54.773
5 -	46.390	49.645	1:36.035 (1)	74.37		15:08:30.808
6 -	45.827	50.314	1:36.141 (2)	74.29	0.106	15:10:06.949
7 -	46.076	50.541	1:36.617	73.92	0.582	15:11:43.566

P8 22 Simon FINCH			MZ - The Bayard Partnership, ASK Plumbing & Heating			
IDEAL LAP TIME : 1:35.468		BEST LAP TIME : 1:35.826		DIFFERENCE : 0.358		
LAP	SECTOR 1	SECTOR 2	LAP TIME	MPH	DIFF	TIME OF DAY

1 -		50.548	1:43.726	68.85	7.900	15:02:02.134
2 -	46.221	54.660	1:40.881	70.80	5.055	15:03:43.015
3 -	46.797	50.247	1:37.044 (3)	73.60	1.218	15:05:20.059
4 -	46.327	49.699	1:36.026 (2)	74.38	0.200	15:06:56.085
5 -	46.926	50.274	1:37.200	73.48	1.374	15:08:33.285
6 -	46.668	51.031	1:37.699	73.10	1.873	15:10:10.984
7 -	46.579	49.247	1:35.826 (1)	74.53		15:11:46.810

P9 62 R Nicholas BETTRIDGE			MZ -			
IDEAL LAP TIME : 1:36.320		BEST LAP TIME : 1:36.638		DIFFERENCE : 0.318		
LAP	SECTOR 1	SECTOR 2	LAP TIME	MPH	DIFF	TIME OF DAY

1 -		51.206	1:45.543	67.67	8.905	15:02:03.951
2 -	47.145	50.763	1:37.908	72.95	1.270	15:03:41.859
3 -	46.436	50.202	1:36.638 (1)	73.91		15:05:18.497
4 -	46.589	51.487	1:38.076	72.82	1.438	15:06:56.573
5 -	46.418	50.752	1:37.170 (3)	73.50	0.532	15:08:33.743
6 -	46.118	50.658	1:36.776 (2)	73.80	0.138	15:10:10.519
7 -	46.978	51.544	1:38.522	72.49	1.884	15:11:49.041

P10 9 Gary HOWLETT			MZ - HS Racing			
IDEAL LAP TIME : 1:37.256		BEST LAP TIME : 1:37.574		DIFFERENCE : 0.318		
LAP	SECTOR 1	SECTOR 2	LAP TIME	MPH	DIFF	TIME OF DAY

1 -		51.549	1:45.620	67.62	8.046	15:02:04.028
2 -	47.002	50.709	1:37.711 (3)	73.09	0.137	15:03:41.739
3 -	46.814	50.760	1:37.574 (1)	73.20		15:05:19.313
4 -	47.200	50.739	1:37.939	72.92	0.365	15:06:57.252
5 -	47.170	50.442	1:37.612 (2)	73.17	0.038	15:08:34.864
6 -	47.309	51.629	1:38.938	72.19	1.364	15:10:13.802
7 -	47.658	50.795	1:38.453	72.54	0.879	15:11:52.255

P11 18 Barry GREEN			MZ -			
IDEAL LAP TIME : 1:39.984		BEST LAP TIME : 1:40.741		DIFFERENCE : 0.757		
LAP	SECTOR 1	SECTOR 2	LAP TIME	MPH	DIFF	TIME OF DAY

1 -		51.989	1:47.186	66.63	6.445	15:02:05.594
2 -	48.028	52.713	1:40.741 (1)	70.90		15:03:46.335
3 -	47.995	53.290	1:41.285 (3)	70.51	0.544	15:05:27.620
4 -	49.194	53.252	1:42.446	69.72	1.705	15:07:10.066

Weather / Track : Cloudy / Dry

Snetterton 200
Circuit Length = 1.9840 miles
Start: 15:00 Flag 15:11 End: 15:12

BMCRC - MRO Championships 2015 - Rnd 10 @ Snetterton 200

Freshdrop BMZRC 250 MZ

RACE 15 - SECTOR ANALYSIS

SECTOR 1 = FL to I1, SECTOR 2 = I1 to FL, DIFF = Difference To Personal Best Lap

5 -	49.088	53.990	1:43.078	69.29	2.337	15:08:53.144
6 -	49.231	52.847	1:42.078	69.97	1.337	15:10:35.222
7 -	48.591	52.567	1:41.158 (2)	70.60	0.417	15:12:16.380

P12	20 R	Christopher WATSON	MZ - Expert Locksmiths Medway			
IDEAL LAP TIME : 1:40.123		BEST LAP TIME : 1:40.123	DIFFERENCE : 0.000			
LAP	SECTOR 1	SECTOR 2	LAP TIME	MPH	DIFF	TIME OF DAY
1 -		55.429	1:50.758	64.48	10.635	15:02:09.166
2 -	48.628	53.036	1:41.664	70.25	1.541	15:03:50.830
3 -	48.433	53.456	1:41.889	70.10	1.766	15:05:32.719
4 -	48.644	52.543	1:41.187 (3)	70.58	1.064	15:07:13.906
5 -	48.638	53.070	1:41.708	70.22	1.585	15:08:55.614
6 -	48.224	52.526	1:40.750 (2)	70.89	0.627	15:10:36.364
7 -	47.783	52.340	1:40.123 (1)	71.33		15:12:16.487

P13	65 R	Konrad BREESE	MZ -			
IDEAL LAP TIME : 1:40.135		BEST LAP TIME : 1:40.135	DIFFERENCE : 0.000			
LAP	SECTOR 1	SECTOR 2	LAP TIME	MPH	DIFF	TIME OF DAY
1 -		54.892	1:52.625	63.41	12.490	15:02:11.033
2 -	48.575	51.560	1:40.135 (1)	71.32		15:03:51.168
3 -	48.748	53.291	1:42.039	69.99	1.904	15:05:33.207
4 -	49.127	53.142	1:42.269	69.84	2.134	15:07:15.476
5 -	49.241	51.891	1:41.132 (3)	70.62	0.997	15:08:56.608
6 -	49.271	51.682	1:40.953 (2)	70.75	0.818	15:10:37.561
7 -	49.302	52.154	1:41.456	70.40	1.321	15:12:19.017

P14	45	Charlotte MORTON	MZ - HS Racing			
IDEAL LAP TIME : 1:39.687		BEST LAP TIME : 1:40.229	DIFFERENCE : 0.542			
LAP	SECTOR 1	SECTOR 2	LAP TIME	MPH	DIFF	TIME OF DAY
1 -		53.783	1:51.270	64.19	11.041	15:02:09.678
2 -	47.775	52.905	1:40.680 (2)	70.94	0.451	15:03:50.358
3 -	48.610	53.618	1:42.228	69.86	1.999	15:05:32.586
4 -	48.349	53.045	1:41.394	70.44	1.165	15:07:13.980
5 -	48.373	52.994	1:41.367 (3)	70.46	1.138	15:08:55.347
6 -	48.317	51.912	1:40.229 (1)	71.26		15:10:35.576
7 -	48.226	1:02.939	1:51.165	64.25	10.936	15:12:26.741

P15	41	Gary WILLIAMS	MZ -			
IDEAL LAP TIME : 1:43.363		BEST LAP TIME : 1:43.499	DIFFERENCE : 0.136			
LAP	SECTOR 1	SECTOR 2	LAP TIME	MPH	DIFF	TIME OF DAY
1 -		54.577	1:51.561	64.02	8.062	15:02:09.969
2 -	49.539	53.960	1:43.499 (1)	69.01		15:03:53.468
3 -	49.558	53.975	1:43.533 (2)	68.98	0.034	15:05:37.001
4 -	50.099	54.511	1:44.610	68.27	1.111	15:07:21.611
5 -	50.104	54.616	1:44.720	68.20	1.221	15:09:06.331
6 -	50.036	53.824	1:43.860 (3)	68.77	0.361	15:10:50.191
7 -	49.601	54.431	1:44.032	68.65	0.533	15:12:34.223

P16	82	Mark TAYLOR	MZ - B K NOLTE contracts limited			
IDEAL LAP TIME : 1:32.544		BEST LAP TIME : 1:32.544	DIFFERENCE : 0.000			
LAP	SECTOR 1	SECTOR 2	LAP TIME	MPH	DIFF	TIME OF DAY
1 -		48.135	1:38.597 (3)	72.44	6.053	15:01:57.005
2 -	44.984	47.860	1:32.844 (2)	76.93	0.300	15:03:29.849
3 -	44.952	47.592	1:32.544 (1)	77.17		15:05:02.393

P17	51 R	Duane SUTCH	MZ -			
IDEAL LAP TIME :		BEST LAP TIME : 1:52.062	DIFFERENCE :			
LAP	SECTOR 1	SECTOR 2	LAP TIME	MPH	DIFF	TIME OF DAY

Weather / Track : Cloudy / Dry

Snetterton 200
Circuit Length = 1.9840 miles
Start: 15:00 Flag 15:11 End: 15:12

BMCRC - MRO Championships 2015 - Rnd 10 @ Snetterton 200

Freshdrop BMZRC 250 MZ

RACE 15 - SECTOR ANALYSIS

SECTOR 1 = FL to I1, SECTOR 2 = I1 to FL, DIFF = Difference To Personal Best Lap

1 -

54.697

1:52.062 (1) 63.73

15:02:10.470

BMCRC - MRO Championships 2015 - Rnd 10 @ Snetterton 200

Freshdrop BMZRC 250 MZ

RACE 15 - BEST SECTORS

SECTOR 1			SECTOR 2			IDEAL / BEST COMPARISON						
POS	NO	NAME	TIME	NO	NAME	TIME	POS	NO	NAME	IDEAL	BEST	DIFF
									PERFECT LAP	1:30.796		
1	95	ROGERS	44.122	95	ROGERS	46.674	1	95	ROGERS	1:30.796	1:31.286	0.490
2	75	WOODALL	44.563	75	WOODALL	47.180	2	75	WOODALL	1:31.743	1:31.743	0.000
3	96	KENT	44.668	82	TAYLOR	47.592	3	82	TAYLOR	1:32.544	1:32.544	0.000
4	82	TAYLOR	44.952	33	WRIGHT	47.942	4	33	WRIGHT	1:32.998	1:32.998	0.000
5	85	WALES	45.024	96	KENT	48.530	5	96	KENT	1:33.198	1:33.606	0.408
6	33	WRIGHT	45.056	85	WALES	48.988	6	85	WALES	1:34.012	1:34.159	0.147
7	114	ANDERSON	45.530	22	FINCH	49.247	7	22	FINCH	1:35.468	1:35.826	0.358
8	44	DESSOY	45.827	44	DESSOY	49.645	8	44	DESSOY	1:35.472	1:36.035	0.563
9	62	BETTRIDGE	46.118	114	ANDERSON	50.012	9	114	ANDERSON	1:35.542	1:36.161	0.619
10	22	FINCH	46.221	62	BETTRIDGE	50.202	10	62	BETTRIDGE	1:36.320	1:36.638	0.318
11	9	HOWLETT	46.814	9	HOWLETT	50.442	11	9	HOWLETT	1:37.256	1:37.574	0.318
12	45	MORTON	47.775	65	BREESE	51.560	12	45	MORTON	1:39.687	1:40.229	0.542
13	20	WATSON	47.783	45	MORTON	51.912	13	18	GREEN	1:39.984	1:40.741	0.757
14	18	GREEN	47.995	18	GREEN	51.989	14	20	WATSON	1:40.123	1:40.123	0.000
15	65	BREESE	48.575	20	WATSON	52.340	15	65	BREESE	1:40.135	1:40.135	0.000
16	41	WILLIAMS	49.539	41	WILLIAMS	53.824	16	41	WILLIAMS	1:43.363	1:43.499	0.136
17				51	SUTCH	54.697	17	51	SUTCH		1:52.062	
18												

Weather / Track : Cloudy / Dry

Results can be found at www.tsl-timing.com

Snetterton 200
 Circuit Length = 1.9840 miles
 Start: 15:00 Flag 15:11 End: 15:12

Printed - 15:13 Sunday, 25 October 2015