BMCRC-MRO Championships 2018

Round 5
Donington Park National

16th / 17th June 2018

Results Provided by Timing Solutions Ltd
www.tsl-timing.com

BMCRC-MRO Championships 2018

CHILTON MOTORS LTD
MZ CHAMPIONSHIP

BMZRC 250 MZ & Blue Haze GP

Donington National Circuit

16th & 17th June 2018

TSL
SPORTS TIMING
TIMING SOLUTIONS LTD

Results Provided by Timing Solutions Ltd
www.tsl-timing.com

Donington Park National

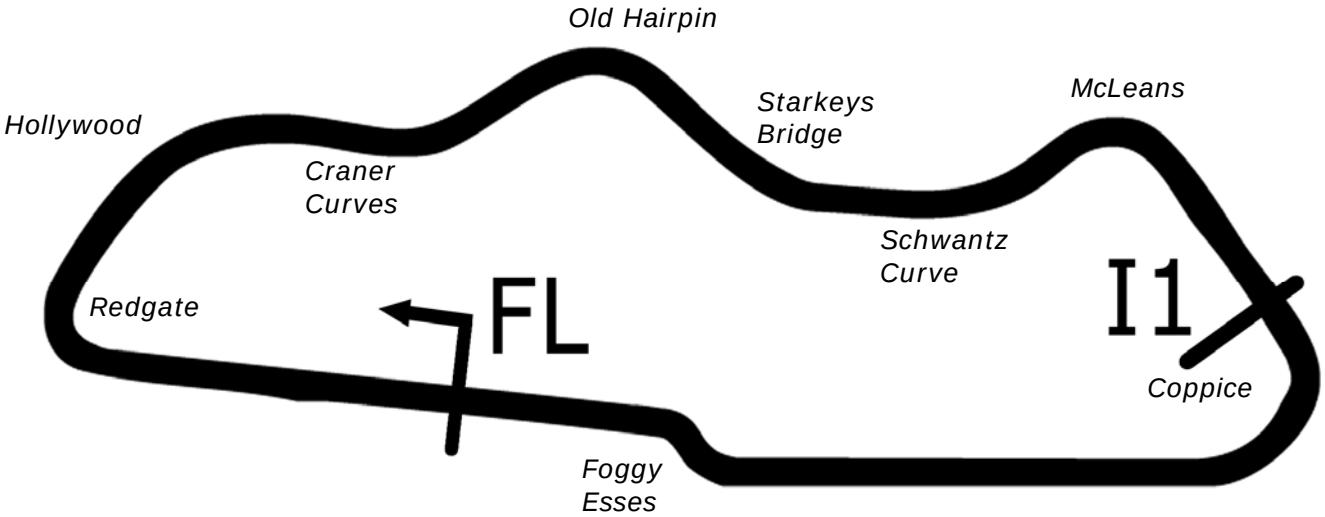

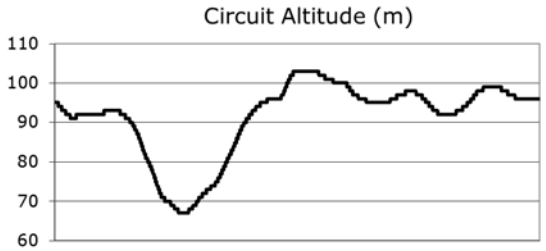

Length	1.9790 miles	3185.0 m	
FL		52.82971 N	1.37867 W
I1	2096m	52.82978 N	1.36508 W
Pit Entry	3100m	52.82951 N	1.37832 W
Pit Exit	229m after FL	52.82996 N	1.38205 W

Pit Entry–Pit Exit 287m, 17.2s @60kph, 12.9s @80kph

All results available at www.tsl-timing.com

BMCRC - MRO Championships 2018 - Rnd 5 @ Donington Park

Yamaha Past Masters & BMZRC 250 MZ

FREE PRACTICE - CLASSIFICATION

POS	NO	CL	PIC	NAME	ENTRY	TIME	ON	LAPS	GAP	DIFF	MPH
1	19		1	Peter BRANTON	Yamaha -	1:31.383	7	7			77.96
2	6		2	Matt BARBER	Yamaha -	1:32.605	7	7	1.222	1.222	76.93
3	79		3	Neil MACQUEEN	Yamaha -	1:34.010	6	7	2.627	1.405	75.78
4	88		4	Michael STANLEY	Yamaha -	1:34.514	7	7	3.131	0.504	75.38
5	97		5	Reece GUYETT	Yamaha - rose mot	1:37.064	6	6	5.681	2.550	73.40
6	45		6	Peter MOORE	Yamaha - Station Garage , Isle of Man	1:37.724	5	6	6.341	0.660	72.90
7	24	R	1	Scott CARSON	Yamaha - Two wheel technics	1:38.451	5	5	7.068	0.727	72.36
8	76	C	1	Kevin HIGERTY	Yamaha - Aitch Racing	1:39.781	6	6	8.398	1.330	71.40
9	81		7	Scott GRANT	Yamaha - SEAGER engineering/ Motaa Cycle Parts	1:39.909	6	6	8.526	0.128	71.31
10	125		8	Ben MILES	Yamaha - Allspeed	1:39.953	6	7	8.570	0.044	71.27
11	7		9	Pete FISHWICK	Yamaha -	1:40.370	6	6	8.987	0.417	70.98
12	82		1	Mark TAYLOR	MZ - Longhove Contracts	1:41.063	3	3	9.680	0.693	70.49
13	2	C	2	Lee HUFF	Yamaha -	1:41.259	2	2	9.876	0.196	70.36
14	69	R	1	Alexander MANN	MZ - HS RACING	1:42.538	2	3	11.155	1.279	69.48
15	9		2	Gary HOWLETT	MZ - HS Racing	1:42.890	6	6	11.507	0.352	69.24
16	96		3	Chris KENT	MZ - Me, Myself & I	1:43.198	6	7	11.815	0.308	69.03
17	4		10	Denis HALIL	Yamaha - D & A AUTOS	1:43.783	2	2	12.400	0.585	68.64
18	74		11	Paul WHITBY	Yamaha -	1:46.528	6	6	15.145	2.745	66.88
19	63		4	Keith BADGER	MZ - Bgr racing	1:46.539	2	2	15.156	0.011	66.87
20	95		5	Christopher ROGERS	MZ - CB Racing	1:46.748	3	3	15.365	0.209	66.74
21	60	R	2	Daniel GOUGH	Yamaha - G Force Motorcycles	1:46.923	3	3	15.540	0.175	66.63
22	47		6	Richard FAYERS	MZ -	1:47.460	5	6	16.077	0.537	66.30
23	87		12	Denise BUTTON	Yamaha -	1:48.324	5	6	16.941	0.864	65.77
24	41		13	David ABRAHAM	Yamaha - Cambridge Motorcycles	1:49.895	2	2	18.512	1.571	64.83
25	95	R	3	Simon CLARK	Yamaha - Towan Motors	1:50.319	6	6	18.936	0.424	64.58
26	40		7	Simon SNOWDEN	MZ - Wheels motorcycles peterborough	1:50.468	2	2	19.085	0.149	64.49
27	5		14	Max HOUSE	Yamaha -	1:50.970	5	5	19.587	0.502	64.20
28	28	R	2	William BROWN	MZ -	1:51.594	6	6	20.211	0.624	63.84
29	68		8	Graham GARRIQUES	MZ -	1:52.344	6	6	20.961	0.750	63.41
30	22		9	Simon FINCH	MZ - BlueCloud Projects Ltd	1:52.400	4	5	21.017	0.056	63.38
31	13*		15	Doug EDMONDSON	Yamaha - Anyone want to lend me a bike for the Classic T	1:52.559	4	5	21.176	0.159	63.29
32	21		16	Ben HUNTER	Yamaha -	1:52.603	2	2	21.220	0.044	63.27
33	40	C	3	Douglas BEACOCK	Yamaha -	1:52.695	2	2	21.312	0.092	63.22
34	100	R	4	David BOWLER	Yamaha - www.ypmrc.co.uk	1:54.065	5	6	22.682	1.370	62.46
35	5		10	Garry SAMETT	MZ - smallmouse	1:54.435	6	6	23.052	0.370	62.25
36	25		11	Chris CHADDERTON	MZ -	1:54.482	2	2	23.099	0.047	62.23
37	83	C	4	Paul GODBOLD	Yamaha - Hill farm tree services	1:55.402	2	2	24.019	0.920	61.73
38	59	C	5	Neil HESMAN	Yamaha - Farkham Hall	1:56.860	2	2	25.477	1.458	60.96
39	23		12	Brian SKINNER	MZ - Dept. of Work & Pensions	1:58.475	2	6	27.092	1.615	60.13
40	56		13	Russell TURNER	MZ -	1:59.131	2	2	27.748	0.656	59.80
41	46		17	Kevin MARSHALL	Yamaha -	2:00.456	4	5	29.073	1.325	59.14
42	57	R	5	Geoff MOOK	Yamaha -	2:01.599	1	1	30.216	1.143	58.59
43	17	C	6	David PATERSON	Yamaha - Lots of overtime	2:01.968	1	2	30.585	0.369	58.41
44	23	C	7	Zak PERRIN	Yamaha -	2:03.256	3	3	31.873	1.288	57.80
45	66		14	Mark VINCENT	MZ - Putoline	2:04.263	2	2	32.880	1.007	57.33
46	32	R	3	John ASHMEAD	MZ -	2:05.471	1	2	34.088	1.208	56.78
47	101		18	Andrew DAVIES	Yamaha - GIBSON EXHAUSTS	2:14.778	1	2	43.395	9.307	52.86
48	70	C	8	Andrew BURSCOUGH	Yamaha - Apollo Tuning	2:20.749	1	1	49.366	5.971	50.61
49	8		15	Peter MANNERING	MZ - mbc despatch racing			1			

*** No. 13 - Please fit a working transponder for Qualifying**

Donington Park National
Circuit Length = 1.9790 miles
Start: 09:33 Flag 09:48 End: 09:50

Weather / Track : Cloudy / Wet

These results are provisional until the conclusion of any judicial and technical matters.

Clerk Of Course :		Timekeeper :

Results can be found at www.tsl-timing.com

Printed - 09:50 Saturday, 16 June 2018

BMCRC - MRO Championships 2018 - Rnd 5 @ Donington Park

Yamaha Past Masters & BMZRC 250 MZ

FREE PRACTICE - SECTOR ANALYSIS

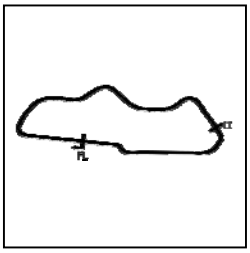

SECTOR 1 = FL to I1, SECTOR 2 = I1 to FL, DIFF = Difference To Personal Best Lap, P = Crossed Finish Line in Pit Lane, D = Time Disallowed

P1 19 Peter BRANTON Yamaha -

IDEAL LAP TIME : 1:31.383 BEST LAP TIME : 1:31.383 DIFFERENCE : 0.000

LAP	SECTOR 1	SECTOR 2	LAP TIME		MPH	DIFF	TIME OF DAY
1 -	1:11.361	35.926	1:47.287		66.40	15.904	09:35:45.040
2 -	1:07.831	33.909	1:41.740		70.02	10.357	09:37:26.780
3 -	1:04.900	33.095	1:37.995		72.70	6.612	09:39:04.775
4 -			4:19.350		27.47	2:47.967	09:43:24.125
5 -	1:04.222	32.807	1:37.029	**(3)**	73.42	5.646	09:45:01.154
6 -	1:01.437	32.156	1:33.593	**(2)**	76.12	2.210	09:46:34.747
7 -	***59.539***	***31.844***	***1:31.383***	**(1)**	***77.96***		***09:48:06.130***

P2 6 Matt BARBER Yamaha -

IDEAL LAP TIME : 1:32.605 BEST LAP TIME : 1:32.605 DIFFERENCE : 0.000

LAP	SECTOR 1	SECTOR 2	LAP TIME		MPH	DIFF	TIME OF DAY
1 -	1:11.585	36.885	1:48.470		65.68	15.865	09:35:51.809
2 -	1:04.214	33.766	1:37.980		72.71	5.375	09:37:29.789
3 -	1:02.735	33.632	1:36.367	**(3)**	73.93	3.762	09:39:06.156
4 -			4:17.739		27.64	2:45.134	09:43:23.895
5 -	1:03.465	33.335	1:36.800		73.60	4.195	09:45:00.695
6 -	1:01.194	32.723	1:33.917	**(2)**	75.86	1.312	09:46:34.612
7 -	***1:00.001***	***32.604***	***1:32.605***	**(1)**	***76.93***		***09:48:07.217***

P3 79 Neil MACQUEEN Yamaha -

IDEAL LAP TIME : 1:31.690 BEST LAP TIME : 1:34.010 DIFFERENCE : 2.320

LAP	SECTOR 1	SECTOR 2	LAP TIME		MPH	DIFF	TIME OF DAY
1 -	1:10.803	35.183	1:45.986		67.22	11.976	09:35:49.392
2 -	1:04.891	33.600	1:38.491		72.33	4.481	09:37:27.883
3 -	1:04.579	33.099	1:37.678	**(3)**	72.94	3.668	09:39:05.561
4 -			4:18.081		27.60	2:44.071	09:43:23.642
5 -	1:03.482	32.514	1:35.996	**(2)**	74.21	1.986	09:44:59.638
6 -	1:02.142	***31.868***	***1:34.010***	**(1)**	***75.78***		***09:46:33.648***
7 -	***59.822***	42.748	1:42.570		69.46	8.560	09:48:16.218

P4 88 Michael STANLEY Yamaha -

IDEAL LAP TIME : 1:34.514 BEST LAP TIME : 1:34.514 DIFFERENCE : 0.000

LAP	SECTOR 1	SECTOR 2	LAP TIME		MPH	DIFF	TIME OF DAY
1 -	1:10.896	36.505	1:47.401		66.33	12.887	09:35:46.620
2 -	1:07.118	34.638	1:41.756		70.01	7.242	09:37:28.376
3 -	1:05.027	33.742	1:38.769	**(3)**	72.13	4.255	09:39:07.145
4 -			4:17.757		27.64	2:43.243	09:43:24.902
5 -	1:05.172	33.638	1:38.810		72.10	4.296	09:45:03.712
6 -	1:03.503	34.536	1:38.039	**(2)**	72.67	3.525	09:46:41.751
7 -	***1:01.260***	***33.254***	***1:34.514***	**(1)**	***75.38***		***09:48:16.265***

P5 97 Reece GUYETT Yamaha - rose mot

IDEAL LAP TIME : 1:37.064 BEST LAP TIME : 1:37.064 DIFFERENCE : 0.000

LAP	SECTOR 1	SECTOR 2	LAP TIME		MPH	DIFF	TIME OF DAY
1 -	1:16.998	35.771	1:52.769		63.17	15.705	09:36:15.549
2 -	1:06.303	33.880	1:40.183	**(2)**	71.11	3.119	09:37:55.732
3 -	1:38.700		6:00.067		19.78	4:23.003	09:43:55.799
4 -	1:06.675	35.567	1:42.242		69.68	5.178	09:45:38.041
5 -	1:06.069	34.561	1:40.630	**(3)**	70.80	3.566	09:47:18.671
6 -	***1:03.342***	***33.722***	***1:37.064***	**(1)**	***73.40***		***09:48:55.735***

P6 45 Peter MOORE Yamaha - Station Garage , Isle of Man

IDEAL LAP TIME : 1:36.604 BEST LAP TIME : 1:37.724 DIFFERENCE : 1.120

LAP	SECTOR 1	SECTOR 2	LAP TIME		MPH	DIFF	TIME OF DAY
1 -	1:28.236	41.632	2:09.868		54.86	32.144	09:36:35.020

Weather / Track : Cloudy / Wet

Donington Park National
Circuit Length = 1.9790 miles
Start: 09:33 Flag 09:48 End: 09:50

BMCRC - MRO Championships 2018 - Rnd 5 @ Donington Park

Yamaha Past Masters & BMZRC 250 MZ

FREE PRACTICE - SECTOR ANALYSIS

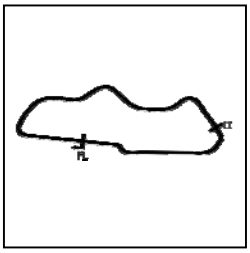

SECTOR 1 = FL to I1, SECTOR 2 = I1 to FL, DIFF = Difference To Personal Best Lap, P = Crossed Finish Line in Pit Lane, D = Time Disallowed

2 -	1:17.309	38.159	1:55.468	61.70	17.744	09:38:30.488
3 -	1:20.956		5:01.343	23.64	3:23.619	09:43:31.831
4 -	1:09.617	34.586	1:44.203 (3)	68.37	6.479	09:45:16.034
5 -	***1:02.963***	34.761	***1:37.724 (1)***	***72.90***		***09:46:53.758***
6 -	1:07.194	***33.641***	1:40.835 (2)	70.65	3.111	09:48:34.593

P7 24 R Scott CARSON Yamaha - Two wheel technics

IDEAL LAP TIME : 1:38.451 BEST LAP TIME : 1:38.451 DIFFERENCE : 0.000

LAP	SECTOR 1	SECTOR 2	LAP TIME	MPH	DIFF	TIME OF DAY
1 -		35.281	2:03.601	57.64	25.150	09:38:06.127
2 -	1:35.009		5:42.228	20.81	4:03.777	09:43:48.355
3 -	1:11.650	36.410	1:48.060 (3)	65.93	9.609	09:45:36.415
4 -	1:08.000	35.163	1:43.163 (2)	69.06	4.712	09:47:19.578
5 -	***1:04.122***	***34.329***	***1:38.451 (1)***	***72.36***		***09:48:58.029***

P8 76 C Kevin HIGERTY Yamaha - Aitch Racing

IDEAL LAP TIME : 1:39.781 BEST LAP TIME : 1:39.781 DIFFERENCE : 0.000

LAP	SECTOR 1	SECTOR 2	LAP TIME	MPH	DIFF	TIME OF DAY
1 -	1:26.429	42.018	2:08.447	55.46	28.666	09:36:31.165
2 -	1:18.606	37.812	1:56.418	61.19	16.637	09:38:27.583
3 -			4:55.923	24.07	3:16.142	09:43:23.506
4 -	1:10.579	35.344	1:45.923 (3)	67.26	6.142	09:45:09.429
5 -	1:06.478	34.745	1:41.223 (2)	70.38	1.442	09:46:50.652
6 -	***1:05.142***	***34.639***	***1:39.781 (1)***	***71.40***		***09:48:30.433***

P9 81 Scott GRANT Yamaha - SEAGER engineering/ Motaa Cycle Parts

IDEAL LAP TIME : 1:39.814 BEST LAP TIME : 1:39.909 DIFFERENCE : 0.095

LAP	SECTOR 1	SECTOR 2	LAP TIME	MPH	DIFF	TIME OF DAY
1 -	1:19.276	38.052	1:57.328	60.72	17.419	09:36:11.254
2 -	1:10.660	35.806	1:46.466	66.91	6.557	09:37:57.720
3 -	1:08.362		5:24.639	21.94	3:44.730	09:43:22.359
4 -	1:08.209	***34.500***	1:42.709 (3)	69.36	2.800	09:45:05.068
5 -	1:06.114	34.550	1:40.664 (2)	70.77	0.755	09:46:45.732
6 -	***1:05.314***	34.595	***1:39.909 (1)***	***71.31***		***09:48:25.641***

P10 125 Ben MILES Yamaha - Allspeed

IDEAL LAP TIME : 1:39.953 BEST LAP TIME : 1:39.953 DIFFERENCE : 0.000

LAP	SECTOR 1	SECTOR 2	LAP TIME	MPH	DIFF	TIME OF DAY
1 -	1:16.592	37.082	1:53.674	62.67	13.721	09:35:58.746
2 -	1:09.410	34.705	1:44.115	68.43	4.162	09:37:42.861
3 -	1:07.696	35.100	1:42.796 (3)	69.30	2.843	09:39:25.657
4 -	1:20.501		4:11.747	28.30	2:31.794	09:43:37.404
5 -	1:10.255	35.027	1:45.282	67.67	5.329	09:45:22.686
6 -	***1:05.521***	***34.432***	***1:39.953 (1)***	***71.27***		***09:47:02.639***
7 -	1:05.824	34.601	1:40.425 (2)	70.94	0.472	09:48:43.064

P11 7 Pete FISHWICK Yamaha -

IDEAL LAP TIME : 1:39.695 BEST LAP TIME : 1:40.370 DIFFERENCE : 0.675

LAP	SECTOR 1	SECTOR 2	LAP TIME	MPH	DIFF	TIME OF DAY
1 -	1:18.903	37.292	1:56.195	61.31	15.825	09:36:11.334
2 -	1:08.710	35.578	1:44.288 (3)	68.31	3.918	09:37:55.622
3 -	1:34.321		5:51.967	20.24	4:11.597	09:43:47.589
4 -	1:10.695	37.607	1:48.302	65.78	7.932	09:45:35.891
5 -	1:07.718	***34.945***	1:42.663 (2)	69.39	2.293	09:47:18.554
6 -	***1:04.750***	35.620	***1:40.370 (1)***	***70.98***		***09:48:58.924***

Weather / Track : Cloudy / Wet

Donington Park National
Circuit Length = 1.9790 miles
Start: 09:33 Flag 09:48 End: 09:50

BMCRC - MRO Championships 2018 - Rnd 5 @ Donington Park

Yamaha Past Masters & BMZRC 250 MZ

FREE PRACTICE - SECTOR ANALYSIS

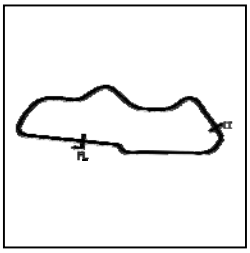

SECTOR 1 = FL to I1, SECTOR 2 = I1 to FL, DIFF = Difference To Personal Best Lap, P = Crossed Finish Line in Pit Lane, D = Time Disallowed

P12 82 Mark TAYLOR MZ - Longhove Contracts

IDEAL LAP TIME : 1:41.063 BEST LAP TIME : 1:41.063 DIFFERENCE : 0.000

LAP	SECTOR 1	SECTOR 2	LAP TIME	MPH	DIFF	TIME OF DAY
1 -	1:14.689	37.212	1:51.901 **(3)**	63.66	10.838	09:35:55.356
2 -	1:07.081	36.687	1:43.768 **(2)**	68.65	2.705	09:37:39.124
3 -	***1:05.691***	***35.372***	***1:41.063*** **(1)**	***70.49***		***09:39:20.187***

P13 2 C Lee HUFF Yamaha -

IDEAL LAP TIME : 1:41.259 BEST LAP TIME : 1:41.259 DIFFERENCE : 0.000

LAP	SECTOR 1	SECTOR 2	LAP TIME	MPH	DIFF	TIME OF DAY
1 -	1:13.656	36.092	1:49.748 **(2)**	64.91	8.489	09:36:12.412
2 -	***1:07.397***	***33.862***	***1:41.259*** **(1)**	***70.36***		***09:37:53.671***

P14 69 R Alexander MANN MZ - HS RACING

IDEAL LAP TIME : 1:42.538 BEST LAP TIME : 1:42.538 DIFFERENCE : 0.000

LAP	SECTOR 1	SECTOR 2	LAP TIME	MPH	DIFF	TIME OF DAY
1 -	1:15.170	36.180	1:51.350 **(3)**	63.98	8.812	09:36:01.779
2 -	***1:06.963***	***35.575***	***1:42.538*** **(1)**	***69.48***		***09:37:44.317***
3 -	1:10.532	36.240	1:46.772 **(2)**	66.72	4.234	09:39:31.089

P15 9 Gary HOWLETT MZ - HS Racing

IDEAL LAP TIME : 1:42.113 BEST LAP TIME : 1:42.890 DIFFERENCE : 0.777

LAP	SECTOR 1	SECTOR 2	LAP TIME	MPH	DIFF	TIME OF DAY
1 -	1:15.863	39.002	1:54.865	62.02	11.975	09:36:01.695
2 -	1:08.483	37.216	1:45.699 **(3)**	67.40	2.809	09:37:47.394
3 -			6:28.571	18.33	4:45.681	09:44:15.965
4 -	1:11.122	37.644	1:48.766	65.50	5.876	09:46:04.731
5 -	1:07.908	***35.359***	1:43.267 **(2)**	68.99	0.377	09:47:47.998
6 -	***1:06.754***	36.136	***1:42.890*** **(1)**	***69.24***		***09:49:30.888***

P16 96 Chris KENT MZ - Me, Myself & I

IDEAL LAP TIME : 1:42.894 BEST LAP TIME : 1:43.198 DIFFERENCE : 0.304

LAP	SECTOR 1	SECTOR 2	LAP TIME	MPH	DIFF	TIME OF DAY
1 -	1:15.928	38.210	1:54.138	62.42	10.940	09:35:58.217
2 -	1:10.858	36.327	1:47.185	66.47	3.987	09:37:45.402
3 -	1:07.851	***35.729***	1:43.580 **(2)**	68.78	0.382	09:39:28.982
4 -			4:46.674	24.85	3:03.476	09:44:15.656
5 -	1:10.707	37.067	1:47.774	66.10	4.576	09:46:03.430
6 -	***1:07.165***	36.033	***1:43.198*** **(1)**	***69.03***		***09:47:46.628***
7 -	1:07.178	36.549	1:43.727 **(3)**	68.68	0.529	09:49:30.355

P17 4 Denis HALIL Yamaha - D & A AUTOS

IDEAL LAP TIME : 1:41.805 BEST LAP TIME : 1:43.783 DIFFERENCE : 1.978

LAP	SECTOR 1	SECTOR 2	LAP TIME	MPH	DIFF	TIME OF DAY
1 -	1:18.533	39.988	1:58.521 **(2)**	60.11	14.738	09:36:06.935
2 -	1:08.559	***35.224***	***1:43.783*** **(1)**	***68.64***		***09:37:50.718***

P18 74 Paul WHITBY Yamaha -

IDEAL LAP TIME : 1:46.528 BEST LAP TIME : 1:46.528 DIFFERENCE : 0.000

LAP	SECTOR 1	SECTOR 2	LAP TIME	MPH	DIFF	TIME OF DAY
1 -	1:26.054	42.089	2:08.143	55.59	21.615	09:36:31.490
2 -	1:17.628	38.121	1:55.749 **(3)**	61.55	9.221	09:38:27.239
3 -	1:20.957		5:10.048	22.97	3:23.520	09:43:37.287
4 -	1:18.616	40.236	1:58.852	59.94	12.324	09:45:36.139
5 -	1:13.774	38.846	1:52.620 **(2)**	63.26	6.092	09:47:28.759
6 -	***1:09.313***	***37.215***	***1:46.528*** **(1)**	***66.88***		***09:49:15.287***

Weather / Track : Cloudy / Wet

Donington Park National
Circuit Length = 1.9790 miles
Start: 09:33 Flag 09:48 End: 09:50

BMCRC - MRO Championships 2018 - Rnd 5 @ Donington Park

Yamaha Past Masters & BMZRC 250 MZ

FREE PRACTICE - SECTOR ANALYSIS

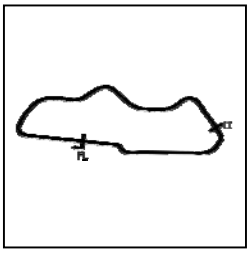

SECTOR 1 = FL to I1, SECTOR 2 = I1 to FL, DIFF = Difference To Personal Best Lap, P = Crossed Finish Line in Pit Lane, D = Time Disallowed

P19 63 Keith BADGER MZ - Bgr racing

IDEAL LAP TIME : 1:45.250 BEST LAP TIME : 1:46.539 DIFFERENCE : 1.289

LAP	SECTOR 1	SECTOR 2	LAP TIME	MPH	DIFF	TIME OF DAY
1 -	1:15.549	38.811	1:54.360 (2)	62.30	7.821	09:36:00.816
2 -	1:08.919	37.620	***1:46.539 (1)***	***66.87***		***09:37:47.355***

P20 95 Christopher ROGERS MZ - CB Racing

IDEAL LAP TIME : 1:46.748 BEST LAP TIME : 1:46.748 DIFFERENCE : 0.000

LAP	SECTOR 1	SECTOR 2	LAP TIME	MPH	DIFF	TIME OF DAY
1 -	1:16.136	37.816	1:53.952 (3)	62.52	7.204	09:35:56.091
2 -	1:11.422	36.657	1:48.079 (2)	65.92	1.331	09:37:44.170
3 -	***1:10.595***	***36.153***	***1:46.748 (1)***	***66.74***		***09:39:30.918***

P21 60 R Daniel GOUGH Yamaha - G Force Motorcycles

IDEAL LAP TIME : 1:46.897 BEST LAP TIME : 1:46.923 DIFFERENCE : 0.026

LAP	SECTOR 1	SECTOR 2	LAP TIME	MPH	DIFF	TIME OF DAY
1 -	1:19.594	40.616	2:00.210 (3)	59.26	13.287	09:45:35.616
2 -	1:13.905	***37.473***	1:51.378 (2)	63.96	4.455	09:47:26.994
3 -	***1:09.424***	37.499	***1:46.923 (1)***	***66.63***		***09:49:13.917***

P22 47 Richard FAYERS MZ -

IDEAL LAP TIME : 1:47.460 BEST LAP TIME : 1:47.460 DIFFERENCE : 0.000

LAP	SECTOR 1	SECTOR 2	LAP TIME	MPH	DIFF	TIME OF DAY
1 -	1:27.626	40.130	2:07.756	55.76	20.296	09:36:27.810
2 -	1:19.260	38.971	1:58.231	60.26	10.771	09:38:26.041
3 -			4:59.720	23.77	3:12.260	09:43:25.761
4 -	1:14.049	37.634	1:51.683 (3)	63.79	4.223	09:45:17.444
5 -	***1:10.388***	***37.072***	***1:47.460 (1)***	***66.30***		***09:47:04.904***
6 -	1:10.545	38.762	1:49.307 (2)	65.18	1.847	09:48:54.211

P23 87 Denise BUTTON Yamaha -

IDEAL LAP TIME : 1:48.189 BEST LAP TIME : 1:48.324 DIFFERENCE : 0.135

LAP	SECTOR 1	SECTOR 2	LAP TIME	MPH	DIFF	TIME OF DAY
1 -	1:28.581	42.575	2:11.156	54.32	22.832	09:36:33.446
2 -	1:24.435	42.153	2:06.588	56.28	18.264	09:38:40.034
3 -	1:23.766		4:48.040	24.73	2:59.716	09:43:28.074
4 -	1:12.504	38.183	1:50.687 (3)	64.36	2.363	09:45:18.761
5 -	1:10.553	***37.771***	***1:48.324 (1)***	***65.77***		***09:47:07.085***
6 -	***1:10.418***	38.392	1:48.810 (2)	65.47	0.486	09:48:55.895

P24 41 David ABRAHAM Yamaha - Cambridge Motorcycles

IDEAL LAP TIME : 1:48.841 BEST LAP TIME : 1:49.895 DIFFERENCE : 1.054

LAP	SECTOR 1	SECTOR 2	LAP TIME	MPH	DIFF	TIME OF DAY
1 -	1:21.978	38.799	2:00.777 (2)	58.99	10.882	09:36:28.625
2 -	1:13.959	***35.936***	***1:49.895 (1)***	***64.83***		***09:38:18.520***

P25 95 R Simon CLARK Yamaha - Towan Motors

IDEAL LAP TIME : 1:50.319 BEST LAP TIME : 1:50.319 DIFFERENCE : 0.000

LAP	SECTOR 1	SECTOR 2	LAP TIME	MPH	DIFF	TIME OF DAY
1 -	1:25.527	41.365	2:06.892	56.14	16.573	09:36:24.540
2 -	1:25.350	40.427	2:05.777	56.64	15.458	09:38:30.317
3 -	1:24.607		5:05.041	23.35	3:14.722	09:43:35.358
4 -	1:17.111	39.980	1:57.091 (3)	60.84	6.772	09:45:32.449
5 -	1:13.521	38.671	1:52.192 (2)	63.50	1.873	09:47:24.641
6 -	***1:11.876***	***38.443***	***1:50.319 (1)***	***64.58***		***09:49:14.960***

Weather / Track : Cloudy / Wet

Donington Park National
Circuit Length = 1.9790 miles
Start: 09:33 Flag 09:48 End: 09:50

BMCRC - MRO Championships 2018 - Rnd 5 @ Donington Park

Yamaha Past Masters & BMZRC 250 MZ

FREE PRACTICE - SECTOR ANALYSIS

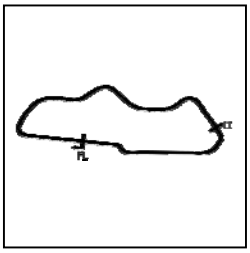

SECTOR 1 = FL to I1, SECTOR 2 = I1 to FL, DIFF = Difference To Personal Best Lap, P = Crossed Finish Line in Pit Lane, D = Time Disallowed

P26 40 Simon SNOWDEN MZ - Wheels motorcycles peterborough

IDEAL LAP TIME : 1:50.468 BEST LAP TIME : 1:50.468 DIFFERENCE : 0.000

LAP	SECTOR 1	SECTOR 2	LAP TIME	MPH	DIFF	TIME OF DAY
1 -	1:19.135	40.481	1:59.616 (2)	59.56	9.148	09:36:08.201
2 -	***1:12.635***	***37.833***	***1:50.468 (1)***	***64.49***		***09:37:58.669***

P27 5 Max HOUSE Yamaha -

IDEAL LAP TIME : 1:50.970 BEST LAP TIME : 1:50.970 DIFFERENCE : 0.000

LAP	SECTOR 1	SECTOR 2	LAP TIME	MPH	DIFF	TIME OF DAY
1 -	1:27.416	43.682	2:11.098 (3)	54.34	20.128	09:36:37.613
2 -	1:20.781	40.610	2:01.391 (2)	58.69	10.421	09:38:39.004
3 -	1:23.712	IN PIT	4:51.827 P	24.41	3:00.857	09:43:30.831
4 -		39.511	3:15.149	36.50	1:24.179	09:46:45.980
5 -	***1:12.087***	***38.883***	***1:50.970 (1)***	***64.20***		***09:48:36.950***

P28 28 R William BROWN MZ -

IDEAL LAP TIME : 1:51.594 BEST LAP TIME : 1:51.594 DIFFERENCE : 0.000

LAP	SECTOR 1	SECTOR 2	LAP TIME	MPH	DIFF	TIME OF DAY
1 -	1:25.242	45.706	2:10.948	54.40	19.354	09:36:26.521
2 -	1:26.012	42.278	2:08.290	55.53	16.696	09:38:34.811
3 -			5:13.053	22.75	3:21.459	09:43:47.864
4 -	1:19.402	41.525	2:00.927 (3)	58.91	9.333	09:45:48.791
5 -	1:14.125	41.269	1:55.394 (2)	61.74	3.800	09:47:44.185
6 -	***1:12.187***	***39.407***	***1:51.594 (1)***	***63.84***		***09:49:35.779***

P29 68 Graham GARRIQUES MZ -

IDEAL LAP TIME : 1:52.344 BEST LAP TIME : 1:52.344 DIFFERENCE : 0.000

LAP	SECTOR 1	SECTOR 2	LAP TIME	MPH	DIFF	TIME OF DAY
1 -	1:32.028	48.816	2:20.844	50.58	28.500	09:36:41.104
2 -	1:20.935	41.802	2:02.737	58.04	10.393	09:38:43.841
3 -			4:54.379	24.20	3:02.035	09:43:38.220
4 -	1:20.240	40.255	2:00.495 (3)	59.12	8.151	09:45:38.715
5 -	1:13.594	40.637	1:54.231 (2)	62.37	1.887	09:47:32.946
6 -	***1:12.774***	***39.570***	***1:52.344 (1)***	***63.41***		***09:49:25.290***

P30 22 Simon FINCH MZ - BlueCloud Projects Ltd

IDEAL LAP TIME : 1:50.406 BEST LAP TIME : 1:52.400 DIFFERENCE : 1.994

LAP	SECTOR 1	SECTOR 2	LAP TIME	MPH	DIFF	TIME OF DAY
1 -	1:26.507	42.559	2:09.066	55.20	16.666	09:36:30.881
2 -	1:17.562	38.926	1:56.488 (2)	61.16	4.088	09:38:27.369
3 -			5:06.029	23.28	3:13.629	09:43:33.398
4 -	1:13.636	***38.764***	***1:52.400 (1)***	***63.38***		***09:45:25.798***
5 -	***1:11.642***	46.038	1:57.680 (3)	60.54	5.280	09:47:23.478

P31 13 Doug EDMONDSON Yamaha - Anyone want to lend me a bike for the Classic TT 201

IDEAL LAP TIME : BEST LAP TIME : 1:52.559 DIFFERENCE :

LAP	SECTOR 1	SECTOR 2	LAP TIME	MPH	DIFF	TIME OF DAY
1 -		***IN PIT***	1:57.671 P	60.54	5.112	09:36:02.240
2 -			2:50.074 (2)	41.89	57.515	09:38:52.315
3 -			4:48.352 (3)	24.70	2:55.793	09:43:40.667
4 -			***1:52.559 (1)***	***63.29***		***09:45:33.226***
5 -		***IN PIT***	1:51.906 P	63.66		09:47:25.132

P32 21 Ben HUNTER Yamaha -

IDEAL LAP TIME : 1:52.013 BEST LAP TIME : 1:52.603 DIFFERENCE : 0.590

LAP	SECTOR 1	SECTOR 2	LAP TIME	MPH	DIFF	TIME OF DAY
1 -	1:18.756	37.386	1:56.142 (2)	61.34	3.539	09:36:12.373

Weather / Track : Cloudy / Wet

Donington Park National
Circuit Length = 1.9790 miles
Start: 09:33 Flag 09:48 End: 09:50

BMCRC - MRO Championships 2018 - Rnd 5 @ Donington Park

Yamaha Past Masters & BMZRC 250 MZ

FREE PRACTICE - SECTOR ANALYSIS

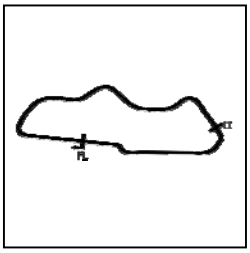

SECTOR 1 = FL to I1, SECTOR 2 = I1 to FL, DIFF = Difference To Personal Best Lap, P = Crossed Finish Line in Pit Lane, D = Time Disallowed

2 -	1:15.252	***37.351***	***1:52.603***	**(1)**	***63.27***	***09:38:04.976***

P33 40 C Douglas BEACOCK Yamaha -

IDEAL LAP TIME : 1:52.004 BEST LAP TIME : 1:52.695 DIFFERENCE : 0.691

LAP	SECTOR 1	SECTOR 2	LAP TIME		MPH	DIFF	TIME OF DAY
1 -	1:24.220	42.068	2:06.288	**(2)**	56.41	13.593	09:36:32.107
2 -	1:15.745	***36.950***	***1:52.695***	**(1)**	***63.22***		***09:38:24.802***

P34 100 R David BOWLER Yamaha - www.ypmrc.co.uk

IDEAL LAP TIME : 1:53.980 BEST LAP TIME : 1:54.065 DIFFERENCE : 0.085

LAP	SECTOR 1	SECTOR 2	LAP TIME		MPH	DIFF	TIME OF DAY
1 -	1:27.737	44.103	2:11.840		54.04	17.775	09:36:38.792
2 -	1:22.512	40.963	2:03.475		57.70	9.410	09:38:42.267
3 -	1:30.748		4:53.507		24.27	2:59.442	09:43:35.774
4 -	1:21.035	39.822	2:00.857	**(3)**	58.95	6.792	09:45:36.631
5 -	***1:15.085***	38.980	***1:54.065***	**(1)**	***62.46***		***09:47:30.696***
6 -	1:15.940	***38.895***	1:54.835	**(2)**	62.04	0.770	09:49:25.531

P35 5 Garry SAMETT MZ - smallmouse

IDEAL LAP TIME : 1:54.241 BEST LAP TIME : 1:54.435 DIFFERENCE : 0.194

LAP	SECTOR 1	SECTOR 2	LAP TIME		MPH	DIFF	TIME OF DAY
1 -	1:31.736	43.850	2:15.586		52.54	21.151	09:36:36.695
2 -	1:20.803	39.916	2:00.719		59.01	6.284	09:38:37.414
3 -			4:57.271		23.96	3:02.836	09:43:34.685
4 -	1:18.537	40.165	1:58.702	**(3)**	60.02	4.267	09:45:33.387
5 -	***1:15.279***	39.603	1:54.882	**(2)**	62.01	0.447	09:47:28.269
6 -	1:15.473	***38.962***	***1:54.435***	**(1)**	***62.25***		***09:49:22.704***

P36 25 Chris CHADDERTON MZ -

IDEAL LAP TIME : 1:54.482 BEST LAP TIME : 1:54.482 DIFFERENCE : 0.000

LAP	SECTOR 1	SECTOR 2	LAP TIME		MPH	DIFF	TIME OF DAY
1 -	1:17.636	41.452	1:59.088	**(2)**	59.82	4.606	09:36:10.249
2 -	***1:15.589***	***38.893***	***1:54.482***	**(1)**	***62.23***		***09:38:04.731***

P37 83 C Paul GODBOLD Yamaha - Hill farm tree services

IDEAL LAP TIME : 1:55.402 BEST LAP TIME : 1:55.402 DIFFERENCE : 0.000

LAP	SECTOR 1	SECTOR 2	LAP TIME		MPH	DIFF	TIME OF DAY
1 -	1:24.458	40.388	2:04.846	**(2)**	57.06	9.444	09:36:26.937
2 -	***1:16.872***	***38.530***	***1:55.402***	**(1)**	***61.73***		***09:38:22.339***

P38 59 C Neil HESMAN Yamaha - Farkham Hall

IDEAL LAP TIME : 1:56.860 BEST LAP TIME : 1:56.860 DIFFERENCE : 0.000

LAP	SECTOR 1	SECTOR 2	LAP TIME		MPH	DIFF	TIME OF DAY
1 -	1:24.785	41.366	2:06.151	**(2)**	56.47	9.291	09:36:19.498
2 -	***1:16.663***	***40.197***	***1:56.860***	**(1)**	***60.96***		***09:38:16.358***

P39 23 Brian SKINNER MZ - Dept. of Work & Pensions

IDEAL LAP TIME : 1:56.533 BEST LAP TIME : 1:58.475 DIFFERENCE : 1.942

LAP	SECTOR 1	SECTOR 2	LAP TIME		MPH	DIFF	TIME OF DAY
1 -	1:27.211	44.266	2:11.477		54.18	13.002	09:36:32.693
2 -	1:17.581	40.894	***1:58.475***	**(1)**	***60.13***		***09:38:31.168***
3 -			5:07.174		23.19	3:08.699	09:43:38.342
4 -	1:19.072	***39.856***	1:58.928	**(2)**	59.90	0.453	09:45:37.270
5 -	1:18.837	40.744	1:59.581	**(3)**	59.58	1.106	09:47:36.851
6 -	***1:16.677***	42.938	1:59.615		59.56	1.140	09:49:36.466

Weather / Track : Cloudy / Wet

Donington Park National
Circuit Length = 1.9790 miles
Start: 09:33 Flag 09:48 End: 09:50

BMCRC - MRO Championships 2018 - Rnd 5 @ Donington Park

Yamaha Past Masters & BMZRC 250 MZ

FREE PRACTICE - SECTOR ANALYSIS

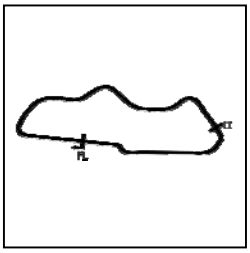

SECTOR 1 = FL to I1, SECTOR 2 = I1 to FL, DIFF = Difference To Personal Best Lap, P = Crossed Finish Line in Pit Lane, D = Time Disallowed

P40 56 Russell TURNER MZ -

IDEAL LAP TIME : 1:59.131 BEST LAP TIME : 1:59.131 DIFFERENCE : 0.000

LAP	SECTOR 1	SECTOR 2	LAP TIME	MPH	DIFF	TIME OF DAY
1 -	1:27.393	43.949	2:11.342 **(2)**	54.24	12.211	09:36:35.901
2 -	***1:19.798***	***39.333***	***1:59.131*** **(1)**	***59.80***		***09:38:35.032***

P41 46 Kevin MARSHALL Yamaha -

IDEAL LAP TIME : 2:00.456 BEST LAP TIME : 2:00.456 DIFFERENCE : 0.000

LAP	SECTOR 1	SECTOR 2	LAP TIME	MPH	DIFF	TIME OF DAY
1 -	1:34.877	46.158	2:21.035	50.51	20.579	09:36:50.397
2 -	1:30.474	45.721	2:16.195 **(3)**	52.31	15.739	09:39:06.592
3 -			5:47.576	20.49	3:47.120	09:44:54.168
4 -	***1:18.138***	***42.318***	***2:00.456*** **(1)**	***59.14***		***09:46:54.624***
5 -	1:20.020	44.814	2:04.834 **(2)**	57.07	4.378	09:48:59.458

P42 57 R Geoff MOOK Yamaha -

IDEAL LAP TIME : 2:01.599 BEST LAP TIME : 2:01.599 DIFFERENCE : 0.000

LAP	SECTOR 1	SECTOR 2	LAP TIME	MPH	DIFF	TIME OF DAY
1 -	***1:22.463***	***39.136***	***2:01.599*** **(1)**	***58.59***		***09:36:26.529***

P43 17 C David PATERSON Yamaha - Lots of overtime

IDEAL LAP TIME : 1:57.741 BEST LAP TIME : 2:01.968 DIFFERENCE : 4.227

LAP	SECTOR 1	SECTOR 2	LAP TIME	MPH	DIFF	TIME OF DAY
1 -	1:22.993	***38.975***	***2:01.968*** **(1)**	***58.41***		***09:36:15.004***
2 -	***1:18.766***	IN PIT	2:03.142 **P**	57.85	1.174	09:38:18.146

P44 23 C Zak PERRIN Yamaha -

IDEAL LAP TIME : 2:03.241 BEST LAP TIME : 2:03.256 DIFFERENCE : 0.015

LAP	SECTOR 1	SECTOR 2	LAP TIME	MPH	DIFF	TIME OF DAY
1 -	1:31.580	43.888	2:15.468 **(3)**	52.59	12.212	09:45:51.609
2 -	1:22.369	***41.542***	2:03.911 **(2)**	57.49	0.655	09:47:55.520
3 -	***1:21.699***	41.557	***2:03.256*** **(1)**	***57.80***		***09:49:58.776***

P45 66 Mark VINCENT MZ - Putoline

IDEAL LAP TIME : 2:04.263 BEST LAP TIME : 2:04.263 DIFFERENCE : 0.000

LAP	SECTOR 1	SECTOR 2	LAP TIME	MPH	DIFF	TIME OF DAY
1 -	1:26.409	46.589	2:12.998 **(2)**	53.56	8.735	09:36:25.691
2 -	***1:22.004***	***42.259***	***2:04.263*** **(1)**	***57.33***		***09:38:29.954***

P46 32 R John ASHMEAD MZ -

IDEAL LAP TIME : 2:05.471 BEST LAP TIME : 2:05.471 DIFFERENCE : 0.000

LAP	SECTOR 1	SECTOR 2	LAP TIME	MPH	DIFF	TIME OF DAY
1 -	***1:20.696***	***44.775***	***2:05.471*** **(1)**	***56.78***		***09:36:10.872***
2 -	1:21.476	IN PIT	2:08.435 **P**	55.47	2.964	09:38:19.307

P47 101 Andrew DAVIES Yamaha - GIBSON EXHAUSTS

IDEAL LAP TIME : 2:11.426 BEST LAP TIME : 2:14.778 DIFFERENCE : 3.352

LAP	SECTOR 1	SECTOR 2	LAP TIME	MPH	DIFF	TIME OF DAY
1 -	1:29.582	***45.196***	***2:14.778*** **(1)**	***52.86***		***09:36:30.859***
2 -	***1:26.230***	IN PIT	2:17.260 **P**	51.90	2.482	09:38:48.119

P48 70 C Andrew BURSCOUGH Yamaha - Apollo Tuning

IDEAL LAP TIME : 2:20.749 BEST LAP TIME : 2:20.749 DIFFERENCE : 0.000

LAP	SECTOR 1	SECTOR 2	LAP TIME	MPH	DIFF	TIME OF DAY

Weather / Track : Cloudy / Wet

Donington Park National
Circuit Length = 1.9790 miles
Start: 09:33 Flag 09:48 End: 09:50

BMCRC - MRO Championships 2018 - Rnd 5 @ Donington Park

Yamaha Past Masters & BMZRC 250 MZ

FREE PRACTICE - SECTOR ANALYSIS

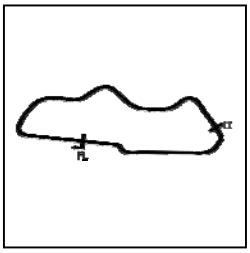

SECTOR 1 = FL to I1, SECTOR 2 = I1 to FL, DIFF = Difference To Personal Best Lap, P = Crossed Finish Line in Pit Lane, D = Time Disallowed

1 -	***1:30.490***	***50.259***	***2:20.749*** **(1)**	***50.61***	***09:36:37.427***

P49 8 Peter MANNERING MZ - mbc despatch racing

IDEAL LAP TIME : BEST LAP TIME : DIFFERENCE :

LAP	SECTOR 1	SECTOR 2	LAP TIME		MPH	DIFF	TIME OF DAY
1 -	***1:25.989***	***IN PIT***	2:19.291	**P**	51.14		09:36:30.135

Weather / Track : Cloudy / Wet

Donington Park National
Circuit Length = 1.9790 miles
Start: 09:33 Flag 09:48 End: 09:50

BMCRC - MRO Championships 2018 - Rnd 5 @ Donington Park

Yamaha Past Masters & BMZRC 250 MZ

FREE PRACTICE - BEST SECTORS

SECTOR 1

POS	NO	NAME	TIME
1	19	BRANTON	59.539
2	79	MACQUEEN	59.822
3	6	BARBER	1:00.001
4	88	STANLEY	1:01.260
5	45	MOORE	1:02.963
6	97	GUYETT	1:03.342
7	24	CARSON	1:04.122
8	7	FISHWICK	1:04.750
9	76	HIGERTY	1:05.142
10	81	GRANT	1:05.314
11	125	MILES	1:05.521
12	82	TAYLOR	1:05.691
13	4	HALIL	1:06.581
14	9	HOWLETT	1:06.754
15	69	MANN	1:06.963
16	96	KENT	1:07.165
17	2	HUFF	1:07.397
18	63	BADGER	1:08.772
19	74	WHITBY	1:09.313
20	60	GOUGH	1:09.424
21	47	FAYERS	1:10.388
22	87	BUTTON	1:10.418
23	95	ROGERS	1:10.595
24	22	FINCH	1:11.642
25	95	CLARK	1:11.876
26	5	HOUSE	1:12.087
27	28	BROWN	1:12.187
28	40	SNOWDEN	1:12.635
29	68	GARRIQUES	1:12.774
30	41	ABRAHAM	1:12.905
31	21	HUNTER	1:14.662
32	40	BEACOCK	1:15.054
33	100	BOWLER	1:15.085
34	5	SAMETT	1:15.279
35	25	CHADDERTON	1:15.589
36	59	HESMAN	1:16.663
37	23	SKINNER	1:16.677
38	83	GODBOLD	1:16.872
39	46	MARSHALL	1:18.138
40	17	PATERSON	1:18.766
41	56	TURNER	1:19.798
42	32	ASHMEAD	1:20.696
43	23	PERRIN	1:21.699
44	66	VINCENT	1:22.004
45	57	MOOK	1:22.463
46	8	MANNERING	1:25.989
47	101	DAVIES	1:26.230
48	70	BURSCOUGH	1:30.490
49			

SECTOR 2

NO	NAME	TIME
19	BRANTON	31.844
79	MACQUEEN	31.868
6	BARBER	32.604
88	STANLEY	33.254
45	MOORE	33.641
97	GUYETT	33.722
2	HUFF	33.862
24	CARSON	34.329
125	MILES	34.432
81	GRANT	34.500
76	HIGERTY	34.639
7	FISHWICK	34.945
4	HALIL	35.224
9	HOWLETT	35.359
82	TAYLOR	35.372
69	MANN	35.575
96	KENT	35.729
41	ABRAHAM	35.936
95	ROGERS	36.153
63	BADGER	36.478
40	BEACOCK	36.950
47	FAYERS	37.072
74	WHITBY	37.215
21	HUNTER	37.351
60	GOUGH	37.473
87	BUTTON	37.771
40	SNOWDEN	37.833
95	CLARK	38.443
83	GODBOLD	38.530
22	FINCH	38.764
5	HOUSE	38.883
25	CHADDERTON	38.893
100	BOWLER	38.895
5	SAMETT	38.962
17	PATERSON	38.975
57	MOOK	39.136
56	TURNER	39.333
28	BROWN	39.407
68	GARRIQUES	39.570
23	SKINNER	39.856
59	HESMAN	40.197
23	PERRIN	41.542
66	VINCENT	42.259
46	MARSHALL	42.318
32	ASHMEAD	44.775
101	DAVIES	45.196
70	BURSCOUGH	50.259

IDEAL / BEST COMPARISON

POS	NO	NAME	IDEAL	BEST	DIFF
		PERFECT LAP	1:31.383		
1	19	BRANTON	1:31.383	1:31.383	0.000
2	79	MACQUEEN	1:31.690	1:34.010	2.320
3	6	BARBER	1:32.605	1:32.605	0.000
4	88	STANLEY	1:34.514	1:34.514	0.000
5	45	MOORE	1:36.604	1:37.724	1.120
6	97	GUYETT	1:37.064	1:37.064	0.000
7	24	CARSON	1:38.451	1:38.451	0.000
8	7	FISHWICK	1:39.695	1:40.370	0.675
9	76	HIGERTY	1:39.781	1:39.781	0.000
10	81	GRANT	1:39.814	1:39.909	0.095
11	125	MILES	1:39.953	1:39.953	0.000
12	82	TAYLOR	1:41.063	1:41.063	0.000
13	2	HUFF	1:41.259	1:41.259	0.000
14	4	HALIL	1:41.805	1:43.783	1.978
15	9	HOWLETT	1:42.113	1:42.890	0.777
16	69	MANN	1:42.538	1:42.538	0.000
17	96	KENT	1:42.894	1:43.198	0.304
18	63	BADGER	1:45.250	1:46.539	1.289
19	74	WHITBY	1:46.528	1:46.528	0.000
20	95	ROGERS	1:46.748	1:46.748	0.000
21	60	GOUGH	1:46.897	1:46.923	0.026
22	47	FAYERS	1:47.460	1:47.460	0.000
23	87	BUTTON	1:48.189	1:48.324	0.135
24	41	ABRAHAM	1:48.841	1:49.895	1.054
25	95	CLARK	1:50.319	1:50.319	0.000
26	22	FINCH	1:50.406	1:52.400	1.994
27	40	SNOWDEN	1:50.468	1:50.468	0.000
28	5	HOUSE	1:50.970	1:50.970	0.000
29	28	BROWN	1:51.594	1:51.594	0.000
30	40	BEACOCK	1:52.004	1:52.695	0.691
31	21	HUNTER	1:52.013	1:52.603	0.590
32	68	GARRIQUES	1:52.344	1:52.344	0.000
33	100	BOWLER	1:53.980	1:54.065	0.085
34	5	SAMETT	1:54.241	1:54.435	0.194
35	25	CHADDERTON	1:54.482	1:54.482	0.000
36	83	GODBOLD	1:55.402	1:55.402	0.000
37	23	SKINNER	1:56.533	1:58.475	1.942
38	59	HESMAN	1:56.860	1:56.860	0.000
39	17	PATERSON	1:57.741	2:01.968	4.227
40	56	TURNER	1:59.131	1:59.131	0.000
41	46	MARSHALL	2:00.456	2:00.456	0.000
42	57	MOOK	2:01.599	2:01.599	0.000
43	23	PERRIN	2:03.241	2:03.256	0.015
44	66	VINCENT	2:04.263	2:04.263	0.000
45	32	ASHMEAD	2:05.471	2:05.471	0.000
46	101	DAVIES	2:11.426	2:14.778	3.352
47	70	BURSCOUGH	2:20.749	2:20.749	0.000
48	13	EDMONDSON		1:52.559	
49	8	MANNERING			

Weather / Track : Cloudy / Wet

Donington Park National
Circuit Length = 1.9790 miles
Start: 09:33 Flag 09:48 End: 09:50

Results can be found at www.tsl-timing.com

Printed - 09:51 Saturday, 16 June 2018

BMCRC - MRO Championships 2018 - Rnd 5 @ Donington Park

Team Green Junior Cup & Senior 300 & Blue Haze GP

FREE PRACTICE - CLASSIFICATION

POS	NO	CL	PIC	NAME	ENTRY	TIME	ON	LAPS	GAP	DIFF	MPH
1	81	GPF	1	Scott GRANT	Yamaha TZR250 - SEAGER engineering/ Motaa Cycle Pa	1:26.103	8	8			82.74
2	12	GP	1	Adrian MARTIN	Yamaha TZ250 - Strategic business development &suppo	1:27.261	5	7	1.158	1.158	81.64
3	86	S	1	Jamie KELMAN	Kawasaki - Fastlane motorcycles	1:27.932	7	7	1.829	0.671	81.02
4	45	GPF	2	Peter MOORE	Yamaha TZR 250 - Station Garage , Isle of Man	1:29.424	4	4	3.321	1.492	79.67
5	20	S	2	Kai DICKINSON	Kawasaki - www.docklandsriders.org.uk	1:29.465	8	8	3.362	0.041	79.63
6	28	S	3	Leon STEWART	Kawasaki -	1:29.688	7	8	3.585	0.223	79.43
7	125	GPF	3	Ben MILES	Honda RS125 - Allspeed	1:29.905	7	8	3.802	0.217	79.24
8	7	GPF	4	Pete FISHWICK	Yamaha TZR250 -	1:29.932	3	4	3.829	0.027	79.22
9	29	S	4	Charlie STONE	Kawasaki -	1:30.069	4	8	3.966	0.137	79.10
10	74	GPF	5	Paul WHITBY	Yamaha TZR250 -	1:30.335	7	8	4.232	0.266	78.86
11	99	S	5	Damian ROWLEY	Kawasaki -	1:30.411	5	5	4.308	0.076	78.80
12	861	J	1	Owen JENNER	Kawasaki -	1:30.757	8	8	4.654	0.346	78.50
13	17	GPF	6	David PATERSON	Yamaha TZR250 - Lots of overtime	1:30.858	5	5	4.755	0.101	78.41
14	65*	S	6	Konrad BREESE	Kawasaki -	1:31.705	3	4	5.602	0.847	77.69
15	38	S	7	Bob COUCHMAN	Kawasaki - Pinky Janey	1:31.716	7	8	5.613	0.011	77.68
16	76	GPF	7	Kevin HIGERTY	Yamaha TZR250 - Aitch Racing	1:32.276	6	7	6.173	0.560	77.21
17	101	GPF	8	Andrew DAVIES	Spondon 350 - GIBSON EXHAUSTS	1:32.482	5	6	6.379	0.206	77.03
18	21	GPF	9	Ben HUNTER	Yamaha RD350LC -	1:33.536	2	3	7.433	1.054	76.17
19	888*	S	8	Jeff MORRIS	Kawasaki -	1:33.853	4	4	7.750	0.317	75.91
20	70	GPF	10	Andrew BURSCOUGH	Yamaha YPVS 350 - Apollo Tuning	1:34.580	3	4	8.477	0.727	75.32
21	67	S	9	Tony MORRIS	Kawasaki - Chippy racing team	1:34.988	4	5	8.885	0.408	75.00
22	6	S	10	Martin COOPER	Kawasaki -	1:35.352	4	4	9.249	0.364	74.71
23	4	J	2	James DUTTON	Kawasaki -	1:36.207	4	4	10.104	0.855	74.05
24	9	S	11	Graham HAW	Kawasaki - Graham Haw Joinery	1:36.407	2	2	10.304	0.200	73.90
25	30	GPF	11	Neil HEWSON	Suzuki RGV250 -	1:36.701	8	8	10.598	0.294	73.67
26	43	S	12	Colin HALL	Kawasaki -	1:37.014	8	8	10.911	0.313	73.43
27	60	GPF	12	Daniel GOUGH	Yamaha TZR 250 - G Force Motorcycles	1:37.347	7	7	11.244	0.333	73.18
28	5	S	13	Tom STEVENS	Kawasaki -	1:37.964	7	7	11.861	0.617	72.72
29	88	S	14	David COURT	Kawasaki -	1:38.596	4	4	12.493	0.632	72.26
30	33	J	3	Jarrod WRIGHT	Kawasaki - ELP Racing	1:39.005	8	8	12.902	0.409	71.96
31	48	S	15	Kevin SABBARTON	Kawasaki -	1:39.188	7	8	13.085	0.183	71.82
32	44	S	16	Duane SUTCH	Kawasaki - Shawell Tuning and Racing Serv	1:39.191	5	7	13.088	0.003	71.82
33	23	J	4	Joe ELLIS	Kawasaki -	1:39.995	7	7	13.892	0.804	71.24
34	30	S	17	Malcolm HOWELL	Kawasaki -	1:41.828	2	3	15.725	1.833	69.96
35	111	S	18	Trevor REEVE	Kawasaki -	1:42.718	6	7	16.615	0.890	69.36
36	22	S	19	Samuel SMYTH	Kawasaki -	1:49.909	1	1	23.806	7.191	64.82
37	67	GPF	13	Mark BAILEY	Yamaha TZR250 - Gforce motorcycles	2:05.686	3	3	39.583	15.777	56.68
38	169	GPF	14	Mark ELLERAY	Yamaha TZR250 - Abbot Solutions Ltd	2:13.639	1	1	47.536	7.953	53.31
39	61	GPF	15	Ian READ	Suzuki RGT460 - MiMS Racing, Discountbikespares.co.ul	2:14.692	1	1	48.589	1.053	52.89
40	66	S	20	Nick FORD	Kawasaki -			0			

*** No. 65 & 888- Please fit a working transponder for Qualifying**

Donington Park National
Circuit Length = 1.9790 miles
Start: 10:41 Flag 10:54 End: 10:56

Weather / Track : Cloudy / Drying
These results are provisional until the conclusion of any judicial and technical matters.

Clerk Of Course :		Timekeeper :

Results can be found at www.tsl-timing.com

Printed - 10:56 Saturday, 16 June 2018

BMCRC - MRO Championships 2018 - Rnd 5 @ Donington Park

Team Green Junior Cup & Senior 300 & Blue Haze GP

FREE PRACTICE - SECTOR ANALYSIS

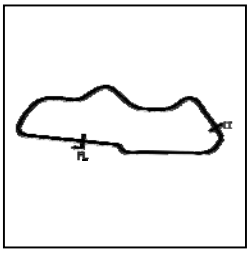

SECTOR 1 = FL to I1, SECTOR 2 = I1 to FL, DIFF = Difference To Personal Best Lap, P = Crossed Finish Line in Pit Lane, D = Time Disallowed

P1 81 GPF Scott GRANT — Yamaha TZR250 - SEAGER engineering/ Motaa Cycle Parts

IDEAL LAP TIME : 1:25.812 BEST LAP TIME : 1:26.103 DIFFERENCE : 0.291

LAP	SECTOR 1	SECTOR 2	LAP TIME		MPH	DIFF	TIME OF DAY
1 -	1:06.166	IN PIT	1:41.910	P	69.91	15.807	10:43:58.886
2 -		32.854	2:41.574		44.09	1:15.471	10:46:40.460
3 -	57.742	30.840	1:28.582		80.42	2.479	10:48:09.042
4 -	58.128	30.246	1:28.374		80.61	2.271	10:49:37.416
5 -	56.803	30.617	1:27.420	(3)	81.49	1.317	10:51:04.836
6 -	***55.695***	33.269	1:28.964		80.08	2.861	10:52:33.800
7 -	55.781	30.571	1:26.352	(2)	82.50	0.249	10:54:00.152
8 -	55.986	***30.117***	***1:26.103***	(1)	***82.74***		***10:55:26.255***

P2 12 GP Adrian MARTIN — Yamaha TZ250 - Strategic business development &support ltd

IDEAL LAP TIME : 1:27.163 BEST LAP TIME : 1:27.261 DIFFERENCE : 0.098

LAP	SECTOR 1	SECTOR 2	LAP TIME		MPH	DIFF	TIME OF DAY
1 -	1:05.687	32.367	1:38.054		72.66	10.793	10:44:09.767
2 -	59.848	31.698	1:31.546		77.82	4.285	10:45:41.313
3 -	59.971	30.992	1:30.963	(3)	78.32	3.702	10:47:12.276
4 -	1:00.177	31.252	1:31.429		77.92	4.168	10:48:43.705
5 -	56.664	***30.597***	***1:27.261***	(1)	***81.64***		***10:50:10.966***
6 -	57.886	31.325	1:29.211	(2)	79.86	1.950	10:51:40.177
7 -	***56.566***	IN PIT	1:38.903	P	72.03	11.642	10:53:19.080

P3 86 S Jamie KELMAN — Kawasaki - Fastlane motorcycles

IDEAL LAP TIME : 1:27.695 BEST LAP TIME : 1:27.932 DIFFERENCE : 0.237

LAP	SECTOR 1	SECTOR 2	LAP TIME		MPH	DIFF	TIME OF DAY
1 -	1:03.605	32.123	1:35.728		74.42	7.796	10:43:54.246
2 -	59.075	31.555	1:30.630		78.61	2.698	10:45:24.876
3 -			1:28.971	(3)	80.07	1.039	10:46:53.847
4 -			1:29.831		79.31	1.899	10:48:23.678
5 -	57.223	***31.159***	1:28.382	(2)	80.61	0.450	10:49:52.060
6 -	57.832	31.331	1:29.163		79.90	1.231	10:51:21.223
7 -	***56.536***	31.396	***1:27.932***	(1)	***81.02***		***10:52:49.155***

P4 45 GPF Peter MOORE — Yamaha TZR 250 - Station Garage , Isle of Man

IDEAL LAP TIME : 1:29.362 BEST LAP TIME : 1:29.424 DIFFERENCE : 0.062

LAP	SECTOR 1	SECTOR 2	LAP TIME		MPH	DIFF	TIME OF DAY
1 -	1:15.289	33.779	1:49.068		65.32	19.644	10:44:16.183
2 -	1:00.998	32.657	1:33.655	(3)	76.07	4.231	10:45:49.838
3 -	***58.672***	32.198	1:30.870	(2)	78.40	1.446	10:47:20.708
4 -	58.734	***30.690***	***1:29.424***	(1)	***79.67***		***10:48:50.132***

P5 20 S Kai DICKINSON — Kawasaki - www.docklandsriders.org.uk

IDEAL LAP TIME : 1:29.465 BEST LAP TIME : 1:29.465 DIFFERENCE : 0.000

LAP	SECTOR 1	SECTOR 2	LAP TIME		MPH	DIFF	TIME OF DAY
1 -	1:08.384	33.378	1:41.762		70.01	12.297	10:44:01.832
2 -	1:04.168	32.946	1:37.114		73.36	7.649	10:45:38.946
3 -	1:00.397	31.784	1:32.181		77.28	2.716	10:47:11.127
4 -			1:34.054		75.75	4.589	10:48:45.181
5 -	1:00.531	32.291	1:32.822		76.75	3.357	10:50:18.003
6 -	58.830	31.748	1:30.578	(3)	78.65	1.113	10:51:48.581
7 -	58.945	31.604	1:30.549	(2)	78.68	1.084	10:53:19.130
8 -	***58.306***	***31.159***	***1:29.465***	(1)	***79.63***		***10:54:48.595***

P6 28 S Leon STEWART — Kawasaki -

IDEAL LAP TIME : 1:29.688 BEST LAP TIME : 1:29.688 DIFFERENCE : 0.000

LAP	SECTOR 1	SECTOR 2	LAP TIME		MPH	DIFF	TIME OF DAY
1 -	1:09.590	34.120	1:43.710		68.69	14.022	10:44:00.798

Weather / Track : Cloudy / Drying

Donington Park National
Circuit Length = 1.9790 miles
Start: 10:41 Flag 10:54 End: 10:56

BMCRC - MRO Championships 2018 - Rnd 5 @ Donington Park

Team Green Junior Cup & Senior 300 & Blue Haze GP

FREE PRACTICE - SECTOR ANALYSIS

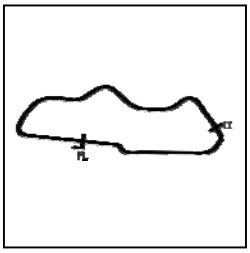

SECTOR 1 = FL to I1, SECTOR 2 = I1 to FL, DIFF = Difference To Personal Best Lap, P = Crossed Finish Line in Pit Lane, D = Time Disallowed

2 -	1:01.834	33.718	1:35.552	74.56	5.864	10:45:36.350
3 -	1:01.457	32.178	1:33.635	76.08	3.947	10:47:09.985
4 -	1:00.518	32.131	1:32.649	76.89	2.961	10:48:42.634
5 -	59.140	32.312	1:31.452	77.90	1.764	10:50:14.086
6 -	57.701	32.205	1:29.906 **(2)**	79.24	0.218	10:51:43.992
7 -	***57.664***	***32.024***	***1:29.688*** **(1)**	***79.43***		***10:53:13.680***
8 -	58.093	32.165	1:30.258 **(3)**	78.93	0.570	10:54:43.938

P7 125 GPF Ben MILES

Honda RS125 - Allspeed

IDEAL LAP TIME : 1:29.665 BEST LAP TIME : 1:29.905 DIFFERENCE : 0.240

LAP	SECTOR 1	SECTOR 2	LAP TIME	MPH	DIFF	TIME OF DAY
1 -	1:08.838	32.811	1:41.649	70.09	11.744	10:43:58.042
2 -	1:01.973	32.463	1:34.436	75.44	4.531	10:45:32.478
3 -	58.786	IN PIT	1:35.214 **P**	74.82	5.309	10:47:07.692
4 -		31.432	2:19.872	50.93	49.967	10:49:27.564
5 -	58.657	31.544	1:30.201 **(2)**	78.98	0.296	10:50:57.765
6 -	59.465	***31.372***	1:30.837 **(3)**	78.43	0.932	10:52:28.602
7 -	***58.293***	31.612	***1:29.905*** **(1)**	***79.24***		***10:53:58.507***
8 -	59.183	IN PIT	1:37.573 **P**	73.01	7.668	10:55:36.080

P8 7 GPF Pete FISHWICK

Yamaha TZR250 -

IDEAL LAP TIME : 1:29.727 BEST LAP TIME : 1:29.932 DIFFERENCE : 0.205

LAP	SECTOR 1	SECTOR 2	LAP TIME	MPH	DIFF	TIME OF DAY
1 -	1:06.001	33.313	1:39.314 **(3)**	71.73	9.382	10:44:03.225
2 -	1:00.520	31.494	1:32.014 **(2)**	77.42	2.082	10:45:35.239
3 -	59.441	***30.491***	***1:29.932*** **(1)**	***79.22***		***10:47:05.171***
4 -	***59.236***	IN PIT	1:35.167 **P**	74.86	5.235	10:48:40.338

P9 29 S Charlie STONE

Kawasaki -

IDEAL LAP TIME : 1:29.121 BEST LAP TIME : 1:30.069 DIFFERENCE : 0.948

LAP	SECTOR 1	SECTOR 2	LAP TIME	MPH	DIFF	TIME OF DAY
1 -	1:04.169	33.016	1:37.185	73.31	7.116	10:43:52.077
2 -	59.909	31.805	1:31.714	77.68	1.645	10:45:23.791
3 -	57.999	33.246	1:31.245	78.08	1.176	10:46:55.036
4 -	57.814	32.255	***1:30.069*** **(1)**	***79.10***		***10:48:25.105***
5 -	58.989	***31.387***	1:30.376	78.83	0.307	10:49:55.481
6 -	***57.734***	32.365	1:30.099 **(2)**	79.07	0.030	10:51:25.580
7 -	58.591	32.199	1:30.790	78.47	0.721	10:52:56.370
8 -	58.052	32.120	1:30.172 **(3)**	79.01	0.103	10:54:26.542

P10 74 GPF Paul WHITBY

Yamaha TZR250 -

IDEAL LAP TIME : 1:29.951 BEST LAP TIME : 1:30.335 DIFFERENCE : 0.384

LAP	SECTOR 1	SECTOR 2	LAP TIME	MPH	DIFF	TIME OF DAY
1 -	1:04.960	32.837	1:37.797	72.85	7.462	10:43:55.037
2 -	1:00.167	33.025	1:33.192	76.45	2.857	10:45:28.229
3 -	1:03.112	32.774	1:35.886	74.30	5.551	10:47:04.115
4 -	1:00.376	31.867	1:32.243 **(3)**	77.23	1.908	10:48:36.358
5 -	1:00.552	32.631	1:33.183	76.45	2.848	10:50:09.541
6 -	59.930	***31.727***	1:31.657 **(2)**	77.73	1.322	10:51:41.198
7 -	***58.224***	32.111	***1:30.335*** **(1)**	***78.86***		***10:53:11.533***
8 -	1:00.828	IN PIT	1:39.220 **P**	71.80	8.885	10:54:50.753

P11 99 S Damian ROWLEY

Kawasaki -

IDEAL LAP TIME : 1:30.327 BEST LAP TIME : 1:30.411 DIFFERENCE : 0.084

LAP	SECTOR 1	SECTOR 2	LAP TIME	MPH	DIFF	TIME OF DAY
1 -	1:04.086	32.955	1:37.041	73.41	6.630	10:43:53.709
2 -	59.556	36.438	1:35.994	74.21	5.583	10:45:29.703
3 -	59.631	32.410	1:32.041 **(3)**	77.40	1.630	10:47:01.744
4 -	59.377	***32.032***	1:31.409 **(2)**	77.94	0.998	10:48:33.153

Weather / Track : Cloudy / Drying

Donington Park National
Circuit Length = 1.9790 miles
Start: 10:41 Flag 10:54 End: 10:56

BMCRC - MRO Championships 2018 - Rnd 5 @ Donington Park

Team Green Junior Cup & Senior 300 & Blue Haze GP

FREE PRACTICE - SECTOR ANALYSIS

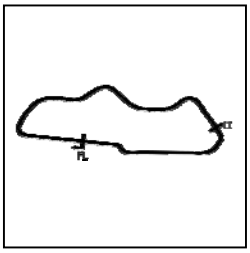

SECTOR 1 = FL to I1, SECTOR 2 = I1 to FL, DIFF = Difference To Personal Best Lap, P = Crossed Finish Line in Pit Lane, D = Time Disallowed

5 -	***58.295***	32.116	***1:30.411***	**(1)**	***78.80***	***10:50:03.564***

P12 861 J Owen JENNER Kawasaki -

IDEAL LAP TIME : 1:30.757 BEST LAP TIME : 1:30.757 DIFFERENCE : 0.000

LAP	SECTOR 1	SECTOR 2	LAP TIME		MPH	DIFF	TIME OF DAY
1 -	1:10.976	34.963	1:45.939		67.25	15.182	10:44:01.915
2 -	1:03.615	33.902	1:37.517		73.06	6.760	10:45:39.432
3 -	1:02.463	32.786	1:35.249		74.80	4.492	10:47:14.681
4 -			1:34.470		75.41	3.713	10:48:49.151
5 -	1:00.053	32.238	1:32.291		77.19	1.534	10:50:21.442
6 -	59.628	31.963	1:31.591	**(3)**	77.78	0.834	10:51:53.033
7 -	59.408	32.011	1:31.419	**(2)**	77.93	0.662	10:53:24.452
8 -	***58.888***	***31.869***	***1:30.757***	**(1)**	***78.50***		***10:54:55.209***

P13 17 GPF David PATERSON Yamaha TZR250 - Lots of overtime

IDEAL LAP TIME : 1:30.736 BEST LAP TIME : 1:30.858 DIFFERENCE : 0.122

LAP	SECTOR 1	SECTOR 2	LAP TIME		MPH	DIFF	TIME OF DAY
1 -	1:10.195	32.920	1:43.115		69.09	12.257	10:44:00.560
2 -	1:02.842	31.647	1:34.489	**(3)**	75.40	3.631	10:45:35.049
3 -	1:02.323	31.846	1:34.169	**(2)**	75.65	3.311	10:47:09.218
4 -	1:02.592	31.910	1:34.502		75.39	3.644	10:48:43.720
5 -	59.732	***31.126***	***1:30.858***	**(1)**	***78.41***		***10:50:14.578***

P14 65 S Konrad BREESE Kawasaki -

IDEAL LAP TIME : BEST LAP TIME : 1:31.705 DIFFERENCE :

LAP	SECTOR 1	SECTOR 2	LAP TIME		MPH	DIFF	TIME OF DAY
1 -			3:19.153	**(3)**	35.77	1:47.448	10:45:43.587
2 -			1:32.753	**(2)**	76.81	1.048	10:47:16.340
3 -			***1:31.705***	**(1)**	***77.69***		***10:48:48.045***
4 -		***IN PIT***	1:39.909	**P**	71.31	8.204	10:50:27.954

P15 38 S Bob COUCHMAN Kawasaki - Pinky Janey

IDEAL LAP TIME : 1:31.682 BEST LAP TIME : 1:31.716 DIFFERENCE : 0.034

LAP	SECTOR 1	SECTOR 2	LAP TIME		MPH	DIFF	TIME OF DAY
1 -			1:41.108		70.46	9.392	10:43:59.660
2 -			1:35.567		74.55	3.851	10:45:35.227
3 -			1:36.456		73.86	4.740	10:47:11.683
4 -			1:35.279		74.77	3.563	10:48:46.962
5 -	1:00.392	32.636	1:33.028		76.58	1.312	10:50:19.990
6 -	***59.627***	32.878	1:32.505	**(3)**	77.01	0.789	10:51:52.495
7 -	59.661	***32.055***	***1:31.716***	**(1)**	***77.68***		***10:53:24.211***
8 -	59.638	32.148	1:31.786	**(2)**	77.62	0.070	10:54:55.997

P16 76 GPF Kevin HIGERTY Yamaha TZR250 - Aitch Racing

IDEAL LAP TIME : 1:32.276 BEST LAP TIME : 1:32.276 DIFFERENCE : 0.000

LAP	SECTOR 1	SECTOR 2	LAP TIME		MPH	DIFF	TIME OF DAY
1 -	1:13.658	37.659	1:51.317		64.00	19.041	10:44:22.892
2 -	1:03.758	33.547	1:37.305		73.21	5.029	10:46:00.197
3 -	1:02.577	33.130	1:35.707	**(3)**	74.44	3.431	10:47:35.904
4 -	1:02.932	33.319	1:36.251		74.02	3.975	10:49:12.155
5 -	1:02.399	32.726	1:35.125	**(2)**	74.89	2.849	10:50:47.280
6 -	***59.844***	***32.432***	***1:32.276***	**(1)**	***77.21***		***10:52:19.556***
7 -	1:00.658	IN PIT	1:42.690	**P**	69.37	10.414	10:54:02.246

P17 101 GPF Andrew DAVIES Spondon 350 - GIBSON EXHAUSTS

IDEAL LAP TIME : 1:30.458 BEST LAP TIME : 1:32.482 DIFFERENCE : 2.024

LAP	SECTOR 1	SECTOR 2	LAP TIME	MPH	DIFF	TIME OF DAY
1 -	1:16.383	37.501	1:53.884	62.56	21.402	10:44:22.168

Weather / Track : Cloudy / Drying

Donington Park National
Circuit Length = 1.9790 miles
Start: 10:41 Flag 10:54 End: 10:56

BMCRC - MRO Championships 2018 - Rnd 5 @ Donington Park

Team Green Junior Cup & Senior 300 & Blue Haze GP

FREE PRACTICE - SECTOR ANALYSIS

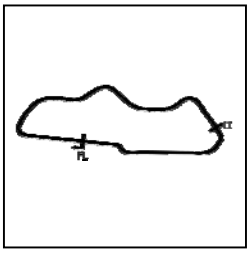

SECTOR 1 = FL to I1, SECTOR 2 = I1 to FL, DIFF = Difference To Personal Best Lap, P = Crossed Finish Line in Pit Lane, D = Time Disallowed

2 -	1:04.076	33.327	1:37.403		73.14	4.921	10:45:59.571
3 -	1:02.617	***32.274***	1:34.891	**(3)**	75.08	2.409	10:47:34.462
4 -	1:00.197	32.302	1:32.499	**(2)**	77.02	0.017	10:49:06.961
5 -	59.882	32.600	***1:32.482***	**(1)**	***77.03***		***10:50:39.443***
6 -	***58.184***	IN PIT	1:39.883	**P**	71.32	7.401	10:52:19.326

P18 21 GPF Ben HUNTER Yamaha RD350LC -

IDEAL LAP TIME : 1:33.536 BEST LAP TIME : 1:33.536 DIFFERENCE : 0.000

LAP	SECTOR 1	SECTOR 2	LAP TIME		MPH	DIFF	TIME OF DAY
1 -	1:04.058	32.602	1:36.660	**(2)**	73.70	3.124	10:43:52.850
2 -	***1:01.033***	***32.503***	***1:33.536***	**(1)**	***76.17***		***10:45:26.386***
3 -	3:45.511	33.761	4:19.272	**(3)**	27.47	2:45.736	10:49:45.658

P19 888 S Jeff MORRIS Kawasaki -

IDEAL LAP TIME : BEST LAP TIME : 1:33.853 DIFFERENCE :

LAP	SECTOR 1	SECTOR 2	LAP TIME		MPH	DIFF	TIME OF DAY
1 -			1:40.454	**(3)**	70.92	6.601	10:43:56.770
2 -			1:36.673	**(2)**	73.69	2.820	10:45:33.443
3 -			3:11.741		37.15	1:37.888	10:48:45.184
4 -			***1:33.853***	**(1)**	***75.91***		***10:50:19.037***

P20 70 GPF Andrew BURSCOUGH Yamaha YPVS 350 - Apollo Tuning

IDEAL LAP TIME : 1:34.528 BEST LAP TIME : 1:34.580 DIFFERENCE : 0.052

LAP	SECTOR 1	SECTOR 2	LAP TIME		MPH	DIFF	TIME OF DAY
1 -		33.844	2:04.939		57.02	30.359	10:49:45.910
2 -	1:04.125	***32.162***	1:36.287	**(2)**	73.99	1.707	10:51:22.197
3 -	***1:02.366***	32.214	***1:34.580***	**(1)**	***75.32***		***10:52:56.777***
4 -	1:02.677	34.465	1:37.142	**(3)**	73.34	2.562	10:54:33.919

P21 67 S Tony MORRIS Kawasaki - Chippy racing team

IDEAL LAP TIME : 1:34.988 BEST LAP TIME : 1:34.988 DIFFERENCE : 0.000

LAP	SECTOR 1	SECTOR 2	LAP TIME		MPH	DIFF	TIME OF DAY
1 -		35.349	1:55.465		61.70	20.477	10:49:34.483
2 -	1:02.844	34.250	1:37.094		73.37	2.106	10:51:11.577
3 -	1:01.676	33.959	1:35.635	**(3)**	74.49	0.647	10:52:47.212
4 -	***1:01.631***	***33.357***	***1:34.988***	**(1)**	***75.00***		***10:54:22.200***
5 -	1:01.766	33.720	1:35.486	**(2)**	74.61	0.498	10:55:57.686

P22 6 S Martin COOPER Kawasaki -

IDEAL LAP TIME : 1:35.352 BEST LAP TIME : 1:35.352 DIFFERENCE : 0.000

LAP	SECTOR 1	SECTOR 2	LAP TIME		MPH	DIFF	TIME OF DAY
1 -	1:11.676	35.099	1:46.775		66.72	11.423	10:45:06.874
2 -	1:03.933	33.722	1:37.655	**(2)**	72.95	2.303	10:46:44.529
3 -	1:03.949	33.856	1:37.805	**(3)**	72.84	2.453	10:48:22.334
4 -	***1:02.547***	***32.805***	***1:35.352***	**(1)**	***74.71***		***10:49:57.686***

P23 4 J James DUTTON Kawasaki -

IDEAL LAP TIME : 1:36.207 BEST LAP TIME : 1:36.207 DIFFERENCE : 0.000

LAP	SECTOR 1	SECTOR 2	LAP TIME		MPH	DIFF	TIME OF DAY
1 -	1:08.970	34.910	1:43.880		68.58	7.673	10:45:05.288
2 -	1:04.937	34.417	1:39.354	**(3)**	71.70	3.147	10:46:44.642
3 -	1:04.577	34.339	1:38.916	**(2)**	72.02	2.709	10:48:23.558
4 -	***1:02.158***	***34.049***	***1:36.207***	**(1)**	***74.05***		***10:49:59.765***

P24 9 S Graham HAW Kawasaki - Graham Haw Joinery

IDEAL LAP TIME : 1:35.442 BEST LAP TIME : 1:36.407 DIFFERENCE : 0.965

LAP	SECTOR 1	SECTOR 2	LAP TIME	MPH	DIFF	TIME OF DAY

Weather / Track : Cloudy / Drying

Donington Park National
Circuit Length = 1.9790 miles
Start: 10:41 Flag 10:54 End: 10:56

BMCRC - MRO Championships 2018 - Rnd 5 @ Donington Park

Team Green Junior Cup & Senior 300 & Blue Haze GP

FREE PRACTICE - SECTOR ANALYSIS

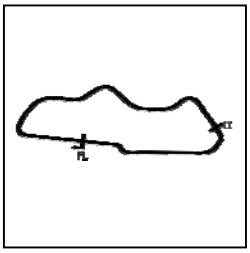

SECTOR 1 = FL to I1, SECTOR 2 = I1 to FL, DIFF = Difference To Personal Best Lap, P = Crossed Finish Line in Pit Lane, D = Time Disallowed

1 -	1:05.597	***33.631***	1:39.228	**(2)**	71.80	2.821	10:43:57.475
2 -	1:02.587	33.820	***1:36.407***	**(1)**	***73.90***		***10:45:33.882***

P25 30 GPF Neil HEWSON Suzuki RGV250 -

IDEAL LAP TIME : 1:35.476 BEST LAP TIME : 1:36.701 DIFFERENCE : 1.225

LAP	SECTOR 1	SECTOR 2	LAP TIME		MPH	DIFF	TIME OF DAY
1 -	1:15.349	35.669	1:51.018		64.17	14.317	10:44:17.419
2 -	1:06.067	33.732	1:39.799		71.38	3.098	10:45:57.218
3 -	1:05.514	35.054	1:40.568		70.84	3.867	10:47:37.786
4 -	1:03.427	33.899	1:37.326	**(2)**	73.20	0.625	10:49:15.112
5 -	1:05.844	***33.369***	1:39.213		71.81	2.512	10:50:54.325
6 -	1:03.967	37.192	1:41.159		70.43	4.458	10:52:35.484
7 -	1:04.010	33.373	1:37.383	**(3)**	73.16	0.682	10:54:12.867
8 -	***1:02.107***	34.594	***1:36.701***	**(1)**	***73.67***		***10:55:49.568***

P26 43 S Colin HALL Kawasaki -

IDEAL LAP TIME : 1:37.014 BEST LAP TIME : 1:37.014 DIFFERENCE : 0.000

LAP	SECTOR 1	SECTOR 2	LAP TIME		MPH	DIFF	TIME OF DAY
1 -	1:11.936	35.872	1:47.808		66.08	10.794	10:44:07.887
2 -	1:07.259	35.256	1:42.515		69.49	5.501	10:45:50.402
3 -	1:06.325	34.883	1:41.208		70.39	4.194	10:47:31.610
4 -	1:06.554	35.691	1:42.245		69.68	5.231	10:49:13.855
5 -	1:05.499	34.661	1:40.160	**(3)**	71.13	3.146	10:50:54.015
6 -	1:05.429	34.974	1:40.403		70.96	3.389	10:52:34.418
7 -	1:04.313	34.246	1:38.559	**(2)**	72.28	1.545	10:54:12.977
8 -	***1:03.254***	***33.760***	***1:37.014***	**(1)**	***73.43***		***10:55:49.991***

P27 60 GPF Daniel GOUGH Yamaha TZR 250 - G Force Motorcycles

IDEAL LAP TIME : 1:37.347 BEST LAP TIME : 1:37.347 DIFFERENCE : 0.000

LAP	SECTOR 1	SECTOR 2	LAP TIME		MPH	DIFF	TIME OF DAY
1 -	1:11.321	34.583	1:45.904		67.27	8.557	10:44:04.049
2 -	1:05.290	33.786	1:39.076		71.91	1.729	10:45:43.125
3 -	1:05.132	35.033	1:40.165		71.12	2.818	10:47:23.290
4 -	1:04.189	35.012	1:39.201		71.82	1.854	10:49:02.491
5 -	1:04.099	33.949	1:38.048	**(2)**	72.66	0.701	10:50:40.539
6 -	1:04.137	34.585	1:38.722	**(3)**	72.16	1.375	10:52:19.261
7 -	***1:03.845***	***33.502***	***1:37.347***	**(1)**	***73.18***		***10:53:56.608***

P28 5 S Tom STEVENS Kawasaki -

IDEAL LAP TIME : 1:37.708 BEST LAP TIME : 1:37.964 DIFFERENCE : 0.256

LAP	SECTOR 1	SECTOR 2	LAP TIME		MPH	DIFF	TIME OF DAY
1 -	1:16.410	39.207	1:55.617		61.62	17.653	10:45:15.293
2 -	1:09.974	36.587	1:46.561		66.85	8.597	10:47:01.854
3 -	1:07.141	35.260	1:42.401		69.57	4.437	10:48:44.255
4 -	1:05.049	34.465	1:39.514	**(3)**	71.59	1.550	10:50:23.769
5 -	***1:03.777***	34.519	1:38.296	**(2)**	72.48	0.332	10:52:02.065
6 -	1:15.021	35.211	1:50.232		64.63	12.268	10:53:52.297
7 -	1:04.033	***33.931***	***1:37.964***	**(1)**	***72.72***		***10:55:30.261***

P29 88 S David COURT Kawasaki -

IDEAL LAP TIME : 1:38.596 BEST LAP TIME : 1:38.596 DIFFERENCE : 0.000

LAP	SECTOR 1	SECTOR 2	LAP TIME		MPH	DIFF	TIME OF DAY
1 -	1:14.787	39.097	1:53.884		62.56	15.288	10:44:56.018
2 -	1:10.180	37.158	1:47.338	**(3)**	66.37	8.742	10:46:43.356
3 -	1:07.032	34.936	1:41.968	**(2)**	69.87	3.372	10:48:25.324
4 -	***1:03.734***	***34.862***	***1:38.596***	**(1)**	***72.26***		***10:50:03.920***

Weather / Track : Cloudy / Drying

Donington Park National
Circuit Length = 1.9790 miles
Start: 10:41 Flag 10:54 End: 10:56

BMCRC - MRO Championships 2018 - Rnd 5 @ Donington Park

Team Green Junior Cup & Senior 300 & Blue Haze GP

FREE PRACTICE - SECTOR ANALYSIS

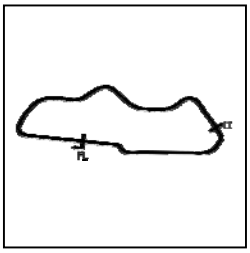

SECTOR 1 = FL to I1, SECTOR 2 = I1 to FL, DIFF = Difference To Personal Best Lap, P = Crossed Finish Line in Pit Lane, D = Time Disallowed

P30 33 J Jarrod WRIGHT Kawasaki - ELP Racing

IDEAL LAP TIME : 1:38.858 BEST LAP TIME : 1:39.005 DIFFERENCE : 0.147

LAP	SECTOR 1	SECTOR 2	LAP TIME		MPH	DIFF	TIME OF DAY
1 -	1:11.306	36.263	1:47.569		66.23	8.564	10:44:08.881
2 -	1:06.963	35.595	1:42.558		69.46	3.553	10:45:51.439
3 -	1:06.803	35.784	1:42.587		69.44	3.582	10:47:34.026
4 -	1:04.999	35.890	1:40.889		70.61	1.884	10:49:14.915
5 -	1:05.505	***35.056***	1:40.561		70.84	1.556	10:50:55.476
6 -	1:04.214	35.464	1:39.678	**(2)**	71.47	0.673	10:52:35.154
7 -	***1:03.802***	36.268	1:40.070	**(3)**	71.19	1.065	10:54:15.224
8 -	1:03.898	35.107	***1:39.005***	**(1)**	***71.96***		***10:55:54.229***

P31 48 S Kevin SABBARTON Kawasaki -

IDEAL LAP TIME : 1:37.885 BEST LAP TIME : 1:39.188 DIFFERENCE : 1.303

LAP	SECTOR 1	SECTOR 2	LAP TIME		MPH	DIFF	TIME OF DAY
1 -	1:11.504	35.478	1:46.982		66.59	7.794	10:44:10.495
2 -	1:06.862	35.518	1:42.380		69.59	3.192	10:45:52.875
3 -	1:06.320	35.155	1:41.475		70.21	2.287	10:47:34.350
4 -	1:05.189	34.954	1:40.143	**(3)**	71.14	0.955	10:49:14.493
5 -	1:05.282	34.658	1:39.940	**(2)**	71.28	0.752	10:50:54.433
6 -	1:05.378	35.822	1:41.200		70.40	2.012	10:52:35.633
7 -	1:05.226	***33.962***	***1:39.188***	**(1)**	***71.82***		***10:54:14.821***
8 -	***1:03.923***	IN PIT	1:47.912	**P**	66.02	8.724	10:56:02.733

P32 44 S Duane SUTCH Kawasaki - Shawell Tuning and Racing Serv

IDEAL LAP TIME : 1:37.963 BEST LAP TIME : 1:39.191 DIFFERENCE : 1.228

LAP	SECTOR 1	SECTOR 2	LAP TIME		MPH	DIFF	TIME OF DAY
1 -			1:47.627		66.19	8.436	10:44:10.114
2 -			1:42.097		69.78	2.906	10:45:52.211
3 -			1:41.258	**(3)**	70.36	2.067	10:47:33.469
4 -			1:39.648	**(2)**	71.49	0.457	10:49:13.117
5 -	1:05.244	***33.947***	***1:39.191***	**(1)**	***71.82***		***10:50:52.308***
6 -	1:06.569	35.255	1:41.824		69.97	2.633	10:52:34.132
7 -	***1:04.016***	IN PIT	1:44.840	**P**	67.95	5.649	10:54:18.972

P33 23 J Joe ELLIS Kawasaki -

IDEAL LAP TIME : 1:39.995 BEST LAP TIME : 1:39.995 DIFFERENCE : 0.000

LAP	SECTOR 1	SECTOR 2	LAP TIME		MPH	DIFF	TIME OF DAY
1 -	1:17.600	41.553	1:59.153		59.79	19.158	10:44:22.780
2 -	1:11.399	39.398	1:50.797		64.30	10.802	10:46:13.577
3 -	1:08.856	37.510	1:46.366		66.98	6.371	10:47:59.943
4 -	1:08.029	36.181	1:44.210		68.36	4.215	10:49:44.153
5 -	1:05.413	36.156	1:41.569	**(3)**	70.14	1.574	10:51:25.722
6 -	1:05.674	35.614	1:41.288	**(2)**	70.34	1.293	10:53:07.010
7 -	***1:04.888***	***35.107***	***1:39.995***	**(1)**	***71.24***		***10:54:47.005***

P34 30 S Malcolm HOWELL Kawasaki -

IDEAL LAP TIME : 1:41.828 BEST LAP TIME : 1:41.828 DIFFERENCE : 0.000

LAP	SECTOR 1	SECTOR 2	LAP TIME		MPH	DIFF	TIME OF DAY
1 -	1:12.558	36.965	1:49.523	**(2)**	65.05	7.695	10:44:19.869
2 -	***1:05.159***	***36.669***	***1:41.828***	**(1)**	***69.96***		***10:46:01.697***
3 -	1:11.046	45.216	1:56.262	**(3)**	61.28	14.434	10:47:57.959

P35 111 S Trevor REEVE Kawasaki -

IDEAL LAP TIME : 1:42.619 BEST LAP TIME : 1:42.718 DIFFERENCE : 0.099

LAP	SECTOR 1	SECTOR 2	LAP TIME		MPH	DIFF	TIME OF DAY
1 -	1:15.920	38.711	1:54.631		62.15	11.913	10:45:32.708
2 -	1:09.394	36.642	1:46.036		67.19	3.318	10:47:18.744

Weather / Track : Cloudy / Drying

Donington Park National
Circuit Length = 1.9790 miles
Start: 10:41 Flag 10:54 End: 10:56

BMCRC - MRO Championships 2018 - Rnd 5 @ Donington Park

Team Green Junior Cup & Senior 300 & Blue Haze GP

FREE PRACTICE - SECTOR ANALYSIS

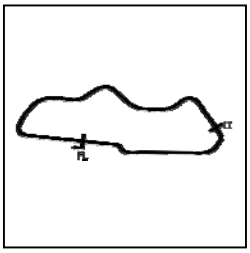

SECTOR 1 = FL to I1, SECTOR 2 = I1 to FL, DIFF = Difference To Personal Best Lap, P = Crossed Finish Line in Pit Lane, D = Time Disallowed

3 -	1:09.100	37.648	1:46.748		66.74	4.030	10:49:05.492
4 -	1:09.488	***35.972***	1:45.460		67.55	2.742	10:50:50.952
5 -	1:07.582	37.783	1:45.365	**(3)**	67.61	2.647	10:52:36.317
6 -	***1:06.647***	36.071	***1:42.718***	**(1)**	***69.36***		***10:54:19.035***
7 -	1:06.975	36.470	1:43.445	**(2)**	68.87	0.727	10:56:02.480

P36 22 S Samuel SMYTH Kawasaki -

IDEAL LAP TIME : 1:48.628 BEST LAP TIME : 1:49.909 DIFFERENCE : 1.281

LAP	SECTOR 1	SECTOR 2	LAP TIME		MPH	DIFF	TIME OF DAY
1 -	1:12.026	***37.883***	***1:49.909***	**(1)**	***64.82***		***10:44:57.095***

P37 67 GPF Mark BAILEY Yamaha TZR250 - Gforce motorcycles

IDEAL LAP TIME : 2:05.686 BEST LAP TIME : 2:05.686 DIFFERENCE : 0.000

LAP	SECTOR 1	SECTOR 2	LAP TIME		MPH	DIFF	TIME OF DAY
1 -	1:33.490	47.159	2:20.649	**(3)**	50.65	14.963	10:44:48.169
2 -	1:24.250	46.110	2:10.360	**(2)**	54.65	4.674	10:46:58.529
3 -	***1:21.975***	***43.711***	***2:05.686***	**(1)**	***56.68***		***10:49:04.215***

P38 169 GPF Mark ELLERAY Yamaha TZR250 - Abbot Solutions Ltd

IDEAL LAP TIME : 2:05.094 BEST LAP TIME : 2:13.639 DIFFERENCE : 8.545

LAP	SECTOR 1	SECTOR 2	LAP TIME		MPH	DIFF	TIME OF DAY
1 -	1:29.515	***44.124***	***2:13.639***	**(1)**	***53.31***		***10:44:45.968***

P39 61 GPF Ian READ Suzuki RGT460 - MiMS Racing, Discountbikespares.co.uk

IDEAL LAP TIME : BEST LAP TIME : 2:14.692 DIFFERENCE :

LAP	SECTOR 1	SECTOR 2	LAP TIME		MPH	DIFF	TIME OF DAY
1 -		***43.762***	***2:14.692***	**(1)**	***52.89***		***10:48:25.603***

Weather / Track : Cloudy / Drying

Donington Park National
Circuit Length = 1.9790 miles
Start: 10:41 Flag 10:54 End: 10:56

BMCRC - MRO Championships 2018 - Rnd 5 @ Donington Park

Team Green Junior Cup & Senior 300 & Blue Haze GP

FREE PRACTICE - BEST SECTORS

	SECTOR 1			SECTOR 2			IDEAL / BEST COMPARISON					
POS	NO	NAME	TIME	NO	NAME	TIME	POS	NO	NAME	IDEAL	BEST	DIFF
									PERFECT LAP	1:25.812		
1	81	GRANT	55.695	81	GRANT	30.117	1	81	GRANT	1:25.812	1:26.103	0.291
2	86	KELMAN	56.536	7	FISHWICK	30.491	2	12	MARTIN	1:27.163	1:27.261	0.098
3	12	MARTIN	56.566	12	MARTIN	30.597	3	86	KELMAN	1:27.695	1:27.932	0.237
4	28	STEWART	57.664	45	MOORE	30.690	4	29	STONE	1:29.121	1:30.069	0.948
5	29	STONE	57.734	17	PATERSON	31.126	5	45	MOORE	1:29.362	1:29.424	0.062
6	101	DAVIES	58.184	86	KELMAN	31.159	6	20	DICKINSON	1:29.465	1:29.465	0.000
7	74	WHITBY	58.224	20	DICKINSON	31.159	7	125	MILES	1:29.665	1:29.905	0.240
8	125	MILES	58.293	125	MILES	31.372	8	28	STEWART	1:29.688	1:29.688	0.000
9	99	ROWLEY	58.295	29	STONE	31.387	9	7	FISHWICK	1:29.727	1:29.932	0.205
10	20	DICKINSON	58.306	74	WHITBY	31.727	10	74	WHITBY	1:29.951	1:30.335	0.384
11	45	MOORE	58.672	861	JENNER	31.869	11	99	ROWLEY	1:30.327	1:30.411	0.084
12	861	JENNER	58.888	28	STEWART	32.024	12	101	DAVIES	1:30.458	1:32.482	2.024
13	7	FISHWICK	59.236	99	ROWLEY	32.032	13	17	PATERSON	1:30.736	1:30.858	0.122
14	17	PATERSON	59.610	38	COUCHMAN	32.055	14	861	JENNER	1:30.757	1:30.757	0.000
15	38	COUCHMAN	59.627	70	BURSCOUGH	32.162	15	38	COUCHMAN	1:31.682	1:31.716	0.034
16	76	HIGERTY	59.844	101	DAVIES	32.274	16	76	HIGERTY	1:32.276	1:32.276	0.000
17	21	HUNTER	1:01.033	76	HIGERTY	32.432	17	21	HUNTER	1:33.536	1:33.536	0.000
18	67	MORRIS	1:01.631	21	HUNTER	32.503	18	70	BURSCOUGH	1:34.528	1:34.580	0.052
19	9	HAW	1:01.811	6	COOPER	32.805	19	67	MORRIS	1:34.988	1:34.988	0.000
20	30	HEWSON	1:02.107	67	MORRIS	33.357	20	6	COOPER	1:35.352	1:35.352	0.000
21	4	DUTTON	1:02.158	30	HEWSON	33.369	21	9	HAW	1:35.442	1:36.407	0.965
22	70	BURSCOUGH	1:02.366	60	GOUGH	33.502	22	30	HEWSON	1:35.476	1:36.701	1.225
23	6	COOPER	1:02.547	9	HAW	33.631	23	4	DUTTON	1:36.207	1:36.207	0.000
24	43	HALL	1:03.254	43	HALL	33.760	24	43	HALL	1:37.014	1:37.014	0.000
25	88	COURT	1:03.734	5	STEVENS	33.931	25	60	GOUGH	1:37.347	1:37.347	0.000
26	5	STEVENS	1:03.777	44	SUTCH	33.947	26	5	STEVENS	1:37.708	1:37.964	0.256
27	33	WRIGHT	1:03.802	48	SABBARTON	33.962	27	48	SABBARTON	1:37.885	1:39.188	1.303
28	60	GOUGH	1:03.845	4	DUTTON	34.049	28	44	SUTCH	1:37.963	1:39.191	1.228
29	48	SABBARTON	1:03.923	88	COURT	34.862	29	88	COURT	1:38.596	1:38.596	0.000
30	44	SUTCH	1:04.016	33	WRIGHT	35.056	30	33	WRIGHT	1:38.858	1:39.005	0.147
31	23	ELLIS	1:04.888	23	ELLIS	35.107	31	23	ELLIS	1:39.995	1:39.995	0.000
32	30	HOWELL	1:05.159	111	REEVE	35.972	32	30	HOWELL	1:41.828	1:41.828	0.000
33	111	REEVE	1:06.647	30	HOWELL	36.669	33	111	REEVE	1:42.619	1:42.718	0.099
34	22	SMYTH	1:10.745	22	SMYTH	37.883	34	22	SMYTH	1:48.628	1:49.909	1.281
35	169	ELLERAY	1:20.970	67	BAILEY	43.711	35	169	ELLERAY	2:05.094	2:13.639	8.545
36	67	BAILEY	1:21.975	61	READ	43.762	36	67	BAILEY	2:05.686	2:05.686	0.000
37				169	ELLERAY	44.124	37	61	READ		2:14.692	
38							38	65	BREESE		1:31.705	
39							39	888	MORRIS		1:33.853	
40												

Weather / Track : Cloudy / Drying

Donington Park National
Circuit Length = 1.9790 miles
Start: 10:41 Flag 10:54 End: 10:56

Results can be found at www.tsl-timing.com

Printed - 10:57 Saturday, 16 June 2018

BMCRC - MRO Championships 2018 - Rnd 5 @ Donington Park

Yamaha Past Masters & BMZRC 250 MZ

QUALIFYING - CLASSIFICATION

POS	NO	CL	PIC	NAME	ENTRY	TIME	ON	LAPS	GAP	DIFF	MPH
1	19		1	Peter BRANTON	Yamaha -	1:21.702	8	10			87.20
2	79		2	Neil MACQUEEN	Yamaha -	1:21.751	3	8	0.049	0.049	87.15
3	6		3	Matt BARBER	Yamaha -	1:23.119	8	8	1.417	1.368	85.71
4	81		4	Scott GRANT	Yamaha - SEAGER engineering/ Motaa Cycle Parts	1:23.324	8	9	1.622	0.205	85.50
5	125		5	Ben MILES	Yamaha - Allspeed	1:23.840	4	6	2.138	0.516	84.97
6	101		6	Andrew DAVIES	Yamaha - GIBSON EXHAUSTS	1:24.063	8	9	2.361	0.223	84.75
7	7		7	Pete FISHWICK	Yamaha -	1:24.508	9	9	2.806	0.445	84.30
8	41		8	David ABRAHAM	Yamaha - Cambridge Motorcycles	1:24.797	3	6	3.095	0.289	84.01
9	45		9	Peter MOORE	Yamaha - Station Garage , Isle of Man	1:24.908	6	7	3.206	0.111	83.91
10	70	C	1	Andrew BURSCOUGH	Yamaha - Apollo Tuning	1:25.395	6	9	3.693	0.487	83.43
11	13		10	Doug EDMONDSON	Yamaha - Anyone want to lend me a bike for the Classic T	1:25.407	8	8	3.705	0.012	83.41
12	97		11	Reece GUYETT	Yamaha - rose mot	1:25.444	4	5	3.742	0.037	83.38
13	40	C	2	Douglas BEACOCK	Yamaha -	1:25.840	6	7	4.138	0.396	82.99
14	2	C	3	Lee HUFF	Yamaha -	1:25.935	3	9	4.233	0.095	82.90
15	4		12	Denis HALIL	Yamaha - D & A AUTOS	1:26.574	9	9	4.872	0.639	82.29
16	21		13	Ben HUNTER	Yamaha -	1:26.775	4	9	5.073	0.201	82.10
17	74		14	Paul WHITBY	Yamaha -	1:27.206	8	9	5.504	0.431	81.69
18	83	C	4	Paul GODBOLD	Yamaha - Hill farm tree services	1:27.256	4	9	5.554	0.050	81.65
19	5		15	Max HOUSE	Yamaha -	1:27.554	6	9	5.852	0.298	81.37
20	57	R	1	Geoff MOOK	Yamaha -	1:27.668	6	7	5.966	0.114	81.26
21	95	R	2	Simon CLARK	Yamaha - Towan Motors	1:27.950	9	9	6.248	0.282	81.00
22	95		1	Christopher ROGERS	MZ - CB Racing	1:28.597	5	8	6.895	0.647	80.41
23	96		2	Chris KENT	MZ - Me, Myself & I	1:29.452	3	9	7.750	0.855	79.64
24	82		3	Mark TAYLOR	MZ - Longhove Contracts	1:30.116	7	8	8.414	0.664	79.06
25	76	C	5	Kevin HIGERTY	Yamaha - Aitch Racing	1:30.422	8	8	8.720	0.306	78.79
26	9		4	Gary HOWLETT	MZ - HS Racing	1:30.837	8	8	9.135	0.415	78.43
27	17	C	6	David PATERSON	Yamaha - Lots of overtime	1:30.840	7	7	9.138	0.003	78.43
28	60	R	3	Daniel GOUGH	Yamaha - G Force Motorcycles	1:31.376	6	6	9.674	0.536	77.97
29	24	R	4	Scott CARSON	Yamaha - Two wheel technics	1:31.491	7	7	9.789	0.115	77.87
30	69	R	1	Alexander MANN	MZ - HS RACING	1:32.151	7	7	10.449	0.660	77.31
31	66	R	5	Neil ZWARTOUW	Yamaha - BUILD SCOPE Extensions & Conversions	1:32.216	5	5	10.514	0.065	77.26
32	22		5	Simon FINCH	MZ - BlueCloud Projects Ltd	1:32.468	6	8	10.766	0.252	77.04
33	68		6	Graham GARRIQUES	MZ -	1:33.507	7	8	11.805	1.039	76.19
34	59	C	7	Neil HESMAN	Yamaha - Farkham Hall	1:34.397	5	8	12.695	0.890	75.47
35	46		16	Kevin MARSHALL	Yamaha -	1:34.417	2	8	12.715	0.020	75.45
36	87		17	Denise BUTTON	Yamaha -	1:34.443	2	2	12.741	0.026	75.43
37	40		7	Simon SNOWDEN	MZ - Wheels motorcycles peterborough	1:35.474	3	4	13.772	1.031	74.62
38	28	R	2	William BROWN	MZ -	1:36.491	6	8	14.789	1.017	73.83
39	23		8	Brian SKINNER	MZ - Dept. of Work & Pensions	1:37.064	7	8	15.362	0.573	73.40
40	113		9	Liam NEWMAN	MZ - Team newman racing	1:37.183	5	8	15.481	0.119	73.31
41	5		10	Garry SAMETT	MZ - smallmouse	1:37.351	7	8	15.649	0.168	73.18
42	56		11	Russell TURNER	MZ -	1:37.396	7	8	15.694	0.045	73.15
43	47		12	Richard FAYERS	MZ -	1:37.565	6	8	15.863	0.169	73.02
44	100	R	6	David BOWLER	Yamaha - www.ypmrc.co.uk	1:38.126	7	8	16.424	0.561	72.60
45	69	C	8	Mark ELLERAY	Yamaha - Abbot Solutions Ltd	1:38.548	8	8	16.846	0.422	72.29
46	32	R	3	John ASHMEAD	MZ -	1:39.010	3	3	17.308	0.462	71.95
47	25		13	Chris CHADDERTON	MZ -	1:41.382	5	6	19.680	2.372	70.27
48	66		14	Mark VINCENT	MZ - Putoline	1:41.403	5	8	19.701	0.021	70.26
49	23	C	9	Zak PERRIN	Yamaha -	1:50.895	2	2	29.193	9.492	64.24
50	67	R	7	Mark BAILEY	Yamaha - Gforce motorcycles	2:04.930	2	4	43.228	14.035	57.02
51	63		15	Keith BADGER	MZ - Bgr racing			0			

Donington Park National
Circuit Length = 1.9790 miles
Start: 11:57 Flag 12:10 End: 12:12

Weather / Track : Cloudy / Dry

These results are provisional until the conclusion of any judicial and technical matters.

Clerk Of Course :		Timekeeper :

Results can be found at www.tsl-timing.com

Printed - 12:12 Saturday, 16 June 2018

BMCRC - MRO Championships 2018 - Rnd 5 @ Donington Park

Yamaha Past Masters & BMZRC 250 MZ

QUALIFYING - SECTOR ANALYSIS

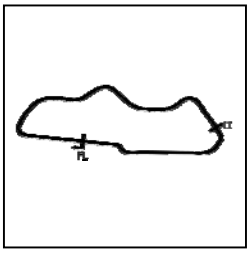

SECTOR 1 = FL to I1, SECTOR 2 = I1 to FL, DIFF = Difference To Personal Best Lap, P = Crossed Finish Line in Pit Lane, D = Time Disallowed

P1 19 Peter BRANTON Yamaha -

IDEAL LAP TIME : 1:21.243 BEST LAP TIME : 1:21.702 DIFFERENCE : 0.459

LAP	SECTOR 1	SECTOR 2	LAP TIME		MPH	DIFF	TIME OF DAY
1 -	57.776	29.416	1:27.192		81.71	5.490	11:59:09.662
2 -	54.633	29.132	1:23.765		85.05	2.063	12:00:33.427
3 -	54.063	29.087	1:23.150		85.68	1.448	12:01:56.577
4 -	53.877	28.991	1:22.868		85.97	1.166	12:03:19.445
5 -	54.419	29.493	1:23.912		84.90	2.210	12:04:43.357
6 -	53.981	28.653	1:22.634		86.21	0.932	12:06:05.991
7 -	53.685	29.309	1:22.994		85.84	1.292	12:07:28.985
8 -	***52.627***	29.075	***1:21.702***	**(1)**	***87.20***		***12:08:50.687***
9 -	53.409	***28.616***	1:22.025	**(3)**	86.85	0.323	12:10:12.712
10 -	53.126	28.879	1:22.005	**(2)**	86.88	0.303	12:11:34.717

P2 79 Neil MACQUEEN Yamaha -

IDEAL LAP TIME : 1:21.751 BEST LAP TIME : 1:21.751 DIFFERENCE : 0.000

LAP	SECTOR 1	SECTOR 2	LAP TIME		MPH	DIFF	TIME OF DAY
1 -	57.017	29.853	1:26.870		82.01	5.119	11:59:06.542
2 -	54.226	28.786	1:23.012	**(3)**	85.82	1.261	12:00:29.554
3 -	***53.021***	***28.730***	***1:21.751***	**(1)**	***87.15***		***12:01:51.305***
4 -	53.303	29.120	1:22.423	**(2)**	86.43	0.672	12:03:13.728
5 -	56.410	29.753	1:26.163		82.68	4.412	12:04:39.891
6 -	53.568	29.447	1:23.015		85.82	1.264	12:06:02.906
7 -	54.119	29.212	1:23.331		85.49	1.580	12:07:26.237
8 -	54.803	30.387	1:25.190		83.63	3.439	12:08:51.427

P3 6 Matt BARBER Yamaha -

IDEAL LAP TIME : 1:22.813 BEST LAP TIME : 1:23.119 DIFFERENCE : 0.306

LAP	SECTOR 1	SECTOR 2	LAP TIME		MPH	DIFF	TIME OF DAY
1 -	1:02.580	31.649	1:34.229		75.60	11.110	11:59:18.182
2 -	58.558	30.652	1:29.210		79.86	6.091	12:00:47.392
3 -	55.686	30.249	1:25.935		82.90	2.816	12:02:13.327
4 -	55.952	IN PIT	1:27.683	**P**	81.25	4.564	12:03:41.010
5 -		30.220	3:46.734		31.42	2:23.615	12:07:27.744
6 -	54.751	29.992	1:24.743	**(3)**	84.07	1.624	12:08:52.487
7 -	54.018	***29.136***	1:23.154	**(2)**	85.68	0.035	12:10:15.641
8 -	***53.677***	29.442	***1:23.119***	**(1)**	***85.71***		***12:11:38.760***

P4 81 Scott GRANT Yamaha - SEAGER engineering/ Motaa Cycle Parts

IDEAL LAP TIME : 1:23.324 BEST LAP TIME : 1:23.324 DIFFERENCE : 0.000

LAP	SECTOR 1	SECTOR 2	LAP TIME		MPH	DIFF	TIME OF DAY
1 -	58.971	30.475	1:29.446		79.65	6.122	11:59:13.371
2 -	55.759	29.555	1:25.314		83.51	1.990	12:00:38.685
3 -	54.709	29.862	1:24.571		84.24	1.247	12:02:03.256
4 -	54.766	29.681	1:24.447		84.36	1.123	12:03:27.703
5 -	54.562	29.631	1:24.193	**(2)**	84.62	0.869	12:04:51.896
6 -	56.179	30.046	1:26.225		82.62	2.901	12:06:18.121
7 -	54.717	29.600	1:24.317	**(3)**	84.49	0.993	12:07:42.438
8 -	***53.871***	***29.453***	***1:23.324***	**(1)**	***85.50***		***12:09:05.762***
9 -	54.653	29.855	1:24.508		84.30	1.184	12:10:30.270

P5 125 Ben MILES Yamaha - Allspeed

IDEAL LAP TIME : 1:23.840 BEST LAP TIME : 1:23.840 DIFFERENCE : 0.000

LAP	SECTOR 1	SECTOR 2	LAP TIME		MPH	DIFF	TIME OF DAY
1 -	57.846	30.359	1:28.205		80.77	4.365	12:04:11.294
2 -	56.177	29.811	1:25.988		82.85	2.148	12:05:37.282
3 -	54.994	29.458	1:24.452	**(2)**	84.36	0.612	12:07:01.734
4 -	***54.442***	***29.398***	***1:23.840***	**(1)**	***84.97***		***12:08:25.574***
5 -	54.985	29.626	1:24.611	**(3)**	84.20	0.771	12:09:50.185

Weather / Track : Cloudy / Dry

Donington Park National
Circuit Length = 1.9790 miles
Start: 11:57 Flag 12:10 End: 12:12

BMCRC - MRO Championships 2018 - Rnd 5 @ Donington Park

Yamaha Past Masters & BMZRC 250 MZ

QUALIFYING - SECTOR ANALYSIS

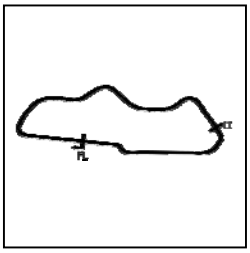

SECTOR 1 = FL to I1, SECTOR 2 = I1 to FL, DIFF = Difference To Personal Best Lap, P = Crossed Finish Line in Pit Lane, D = Time Disallowed

6 -	56.146	IN PIT	1:33.720	**P**	76.02	9.880	12:11:23.905

P6 101 Andrew DAVIES Yamaha - GIBSON EXHAUSTS

IDEAL LAP TIME : 1:23.978 BEST LAP TIME : 1:24.063 DIFFERENCE : 0.085

LAP	SECTOR 1	SECTOR 2	LAP TIME		MPH	DIFF	TIME OF DAY
1 -	1:05.611	33.896	1:39.507		71.59	15.444	11:59:43.012
2 -	59.222	32.036	1:31.258		78.07	7.195	12:01:14.270
3 -	57.056	31.201	1:28.257		80.72	4.194	12:02:42.527
4 -	57.121	30.876	1:27.997		80.96	3.934	12:04:10.524
5 -	57.142	29.960	1:27.102		81.79	3.039	12:05:37.626
6 -	54.952	29.874	1:24.826	**(3)**	83.99	0.763	12:07:02.452
7 -	***54.615***	29.544	1:24.159	**(2)**	84.65	0.096	12:08:26.611
8 -	54.700	***29.363***	***1:24.063***	**(1)**	***84.75***		***12:09:50.674***
9 -	56.111	31.634	1:27.745		81.19	3.682	12:11:18.419

P7 7 Pete FISHWICK Yamaha -

IDEAL LAP TIME : 1:23.928 BEST LAP TIME : 1:24.508 DIFFERENCE : 0.580

LAP	SECTOR 1	SECTOR 2	LAP TIME		MPH	DIFF	TIME OF DAY
1 -	1:03.665	31.120	1:34.785		75.16	10.277	11:59:27.878
2 -	56.040	30.177	1:26.217		82.63	1.709	12:00:54.095
3 -	56.230	29.926	1:26.156		82.69	1.648	12:02:20.251
4 -	55.514	30.179	1:25.693		83.14	1.185	12:03:45.944
5 -	55.422	***29.456***	1:24.878	**(2)**	83.93	0.370	12:05:10.822
6 -	54.499	30.668	1:25.167		83.65	0.659	12:06:35.989
7 -	56.997	30.444	1:27.441		81.47	2.933	12:08:03.430
8 -	55.364	29.572	1:24.936	**(3)**	83.88	0.428	12:09:28.366
9 -	***54.472***	30.036	***1:24.508***	**(1)**	***84.30***		***12:10:52.874***

P8 41 David ABRAHAM Yamaha - Cambridge Motorcycles

IDEAL LAP TIME : 1:24.516 BEST LAP TIME : 1:24.797 DIFFERENCE : 0.281

LAP	SECTOR 1	SECTOR 2	LAP TIME		MPH	DIFF	TIME OF DAY
1 -	58.756	30.693	1:29.449		79.65	4.652	11:59:08.654
2 -	56.333	29.808	1:26.141	**(3)**	82.70	1.344	12:00:34.795
3 -	***54.741***	30.056	***1:24.797***	**(1)**	***84.01***		***12:01:59.592***
4 -	55.186	***29.775***	1:24.961	**(2)**	83.85	0.164	12:03:24.553
5 -	55.997	30.280	1:26.277		82.57	1.480	12:04:50.830
6 -	55.437	31.106	1:26.543		82.32	1.746	12:06:17.373

P9 45 Peter MOORE Yamaha - Station Garage , Isle of Man

IDEAL LAP TIME : 1:24.833 BEST LAP TIME : 1:24.908 DIFFERENCE : 0.075

LAP	SECTOR 1	SECTOR 2	LAP TIME		MPH	DIFF	TIME OF DAY
1 -	1:09.516	32.970	1:42.486		69.51	17.578	11:59:35.424
2 -	56.241	30.234	1:26.475		82.38	1.567	12:01:01.899
3 -	55.628	30.491	1:26.119		82.73	1.211	12:02:28.018
4 -	56.004	30.539	1:26.543		82.32	1.635	12:03:54.561
5 -	54.937	30.082	1:25.019	**(2)**	83.80	0.111	12:05:19.580
6 -	***54.791***	30.117	***1:24.908***	**(1)**	***83.91***		***12:06:44.488***
7 -	55.299	***30.042***	1:25.341	**(3)**	83.48	0.433	12:08:09.829

P10 70 C Andrew BURSCOUGH Yamaha - Apollo Tuning

IDEAL LAP TIME : 1:24.738 BEST LAP TIME : 1:25.395 DIFFERENCE : 0.657

LAP	SECTOR 1	SECTOR 2	LAP TIME		MPH	DIFF	TIME OF DAY
1 -	1:01.523	30.652	1:32.175		77.29	6.780	11:59:16.225
2 -	57.034	30.808	1:27.842		81.10	2.447	12:00:44.067
3 -	57.587	30.781	1:28.368		80.62	2.973	12:02:12.435
4 -	57.255	***29.891***	1:27.146	**(3)**	81.75	1.751	12:03:39.581
5 -	56.218	33.645	1:29.863		79.28	4.468	12:05:09.444
6 -	55.464	29.931	***1:25.395***	**(1)**	***83.43***		***12:06:34.839***
7 -	57.755	30.941	1:28.696		80.32	3.301	12:08:03.535

Weather / Track : Cloudy / Dry

Donington Park National
Circuit Length = 1.9790 miles
Start: 11:57 Flag 12:10 End: 12:12

BMCRC - MRO Championships 2018 - Rnd 5 @ Donington Park

Yamaha Past Masters & BMZRC 250 MZ

QUALIFYING - SECTOR ANALYSIS

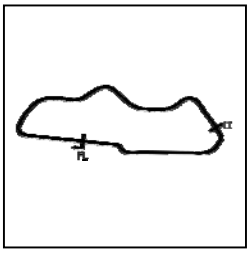

SECTOR 1 = FL to I1, SECTOR 2 = I1 to FL, DIFF = Difference To Personal Best Lap, P = Crossed Finish Line in Pit Lane, D = Time Disallowed

8 -	57.486	31.270	1:28.756		80.27	3.361	12:09:32.291
9 -	***54.847***	31.324	1:26.171	**(2)**	82.68	0.776	12:10:58.462

P11 13 Doug EDMONDSON Yamaha - Anyone want to lend me a bike for the Classic TT 201

IDEAL LAP TIME : 1:25.188 BEST LAP TIME : 1:25.407 DIFFERENCE : 0.219

LAP	SECTOR 1	SECTOR 2	LAP TIME		MPH	DIFF	TIME OF DAY
1 -	1:15.565	IN PIT	2:00.085	**P**	59.32	34.678	11:59:40.004
2 -		32.100	3:17.439		36.08	1:52.032	12:02:57.443
3 -	58.773	31.033	1:29.806		79.33	4.399	12:04:27.249
4 -	55.827	30.251	1:26.078	**(3)**	82.76	0.671	12:05:53.327
5 -	56.056	30.098	1:26.154		82.69	0.747	12:07:19.481
6 -	56.807	30.318	1:27.125		81.77	1.718	12:08:46.606
7 -	***55.302***	30.774	1:26.076	**(2)**	82.77	0.669	12:10:12.682
8 -	55.521	***29.886***	***1:25.407***	**(1)**	***83.41***		***12:11:38.089***

P12 97 Reece GUYETT Yamaha - rose mot

IDEAL LAP TIME : 1:25.143 BEST LAP TIME : 1:25.444 DIFFERENCE : 0.301

LAP	SECTOR 1	SECTOR 2	LAP TIME		MPH	DIFF	TIME OF DAY
1 -	1:03.988	31.988	1:35.976		74.23	10.532	11:59:37.646
2 -	56.231	***29.879***	1:26.110	**(3)**	82.73	0.666	12:01:03.756
3 -	***55.264***	30.383	1:25.647	**(2)**	83.18	0.203	12:02:29.403
4 -	55.266	30.178	***1:25.444***	**(1)**	***83.38***		***12:03:54.847***
5 -	1:05.297	IN PIT	1:54.425	**P**	62.26	28.981	12:05:49.272

P13 40 C Douglas BEACOCK Yamaha -

IDEAL LAP TIME : 1:25.479 BEST LAP TIME : 1:25.840 DIFFERENCE : 0.361

LAP	SECTOR 1	SECTOR 2	LAP TIME		MPH	DIFF	TIME OF DAY
1 -	1:03.513	31.918	1:35.431		74.65	9.591	11:59:24.315
2 -	56.902	31.140	1:28.042		80.92	2.202	12:00:52.357
3 -	56.668	30.086	1:26.754		82.12	0.914	12:02:19.111
4 -	56.391	30.276	1:26.667	**(3)**	82.20	0.827	12:03:45.778
5 -	56.464	***29.822***	1:26.286	**(2)**	82.57	0.446	12:05:12.064
6 -	***55.657***	30.183	***1:25.840***	**(1)**	***82.99***		***12:06:37.904***
7 -	56.304	IN PIT	1:34.835	**P**	75.12	8.995	12:08:12.739

P14 2 C Lee HUFF Yamaha -

IDEAL LAP TIME : 1:25.935 BEST LAP TIME : 1:25.935 DIFFERENCE : 0.000

LAP	SECTOR 1	SECTOR 2	LAP TIME		MPH	DIFF	TIME OF DAY
1 -	59.547	30.472	1:30.019		79.14	4.084	11:59:12.196
2 -	57.741	30.155	1:27.896		81.05	1.961	12:00:40.092
3 -	***56.053***	***29.882***	***1:25.935***	**(1)**	***82.90***		***12:02:06.027***
4 -	57.177	30.695	1:27.872		81.07	1.937	12:03:33.899
5 -	56.440	30.093	1:26.533	**(2)**	82.33	0.598	12:05:00.432
6 -	57.749	30.640	1:28.389		80.60	2.454	12:06:28.821
7 -	58.109	30.772	1:28.881		80.15	2.946	12:07:57.702
8 -	56.992	30.088	1:27.080	**(3)**	81.81	1.145	12:09:24.782
9 -	57.226	32.225	1:29.451		79.64	3.516	12:10:54.233

P15 4 Denis HALIL Yamaha - D & A AUTOS

IDEAL LAP TIME : 1:25.068 BEST LAP TIME : 1:26.574 DIFFERENCE : 1.506

LAP	SECTOR 1	SECTOR 2	LAP TIME		MPH	DIFF	TIME OF DAY
1 -	1:02.517	31.051	1:33.568		76.14	6.994	11:59:17.949
2 -	57.026	***30.018***	1:27.044		81.85	0.470	12:00:44.993
3 -	57.324	30.861	1:28.185		80.79	1.611	12:02:13.178
4 -	56.770	30.202	1:26.972	**(3)**	81.91	0.398	12:03:40.150
5 -	56.469	30.416	1:26.885	**(2)**	82.00	0.311	12:05:07.035
6 -	57.444	31.261	1:28.705		80.31	2.131	12:06:35.740
7 -	58.060	30.702	1:28.762		80.26	2.188	12:08:04.502
8 -	56.789	31.110	1:27.899		81.05	1.325	12:09:32.401

Weather / Track : Cloudy / Dry

Donington Park National
Circuit Length = 1.9790 miles
Start: 11:57 Flag 12:10 End: 12:12

BMCRC - MRO Championships 2018 - Rnd 5 @ Donington Park

Yamaha Past Masters & BMZRC 250 MZ

QUALIFYING - SECTOR ANALYSIS

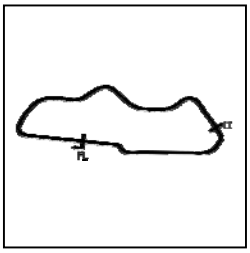

SECTOR 1 = FL to I1, SECTOR 2 = I1 to FL, DIFF = Difference To Personal Best Lap, P = Crossed Finish Line in Pit Lane, D = Time Disallowed

9 -	***55.050***	31.524	***1:26.574***	**(1)**	***82.29***	***12:10:58.975***

P16 21 Ben HUNTER Yamaha -

IDEAL LAP TIME : 1:25.656 BEST LAP TIME : 1:26.775 DIFFERENCE : 1.119

LAP	SECTOR 1	SECTOR 2	LAP TIME		MPH	DIFF	TIME OF DAY
1 -	1:00.881	30.805	1:31.686		77.70	4.911	11:59:15.860
2 -	57.046	31.495	1:28.541		80.46	1.766	12:00:44.401
3 -	57.621	30.279	1:27.900		81.05	1.125	12:02:12.301
4 -	56.834	***29.941***	***1:26.775***	**(1)**	***82.10***		***12:03:39.076***
5 -	56.272	31.037	1:27.309	**(3)**	81.60	0.534	12:05:06.385
6 -	57.676	30.671	1:28.347		80.64	1.572	12:06:34.732
7 -	57.534	30.970	1:28.504		80.50	1.729	12:08:03.236
8 -	57.166	30.362	1:27.528		81.39	0.753	12:09:30.764
9 -	***55.715***	31.237	1:26.952	**(2)**	81.93	0.177	12:10:57.716

P17 74 Paul WHITBY Yamaha -

IDEAL LAP TIME : 1:25.933 BEST LAP TIME : 1:27.206 DIFFERENCE : 1.273

LAP	SECTOR 1	SECTOR 2	LAP TIME		MPH	DIFF	TIME OF DAY
1 -	1:00.158	32.375	1:32.533		76.99	5.327	11:59:15.141
2 -	57.357	31.134	1:28.491		80.51	1.285	12:00:43.632
3 -	57.662	30.708	1:28.370		80.62	1.164	12:02:12.002
4 -	56.849	30.771	1:27.620	**(3)**	81.31	0.414	12:03:39.622
5 -	56.570	***30.691***	1:27.261	**(2)**	81.64	0.055	12:05:06.883
6 -	57.394	31.347	1:28.741		80.28	1.535	12:06:35.624
7 -	57.858	30.919	1:28.777		80.25	1.571	12:08:04.401
8 -	56.372	30.834	***1:27.206***	**(1)**	***81.69***		***12:09:31.607***
9 -	***55.242***	32.385	1:27.627		81.30	0.421	12:10:59.234

P18 83 C Paul GODBOLD Yamaha - Hill farm tree services

IDEAL LAP TIME : 1:27.105 BEST LAP TIME : 1:27.256 DIFFERENCE : 0.151

LAP	SECTOR 1	SECTOR 2	LAP TIME		MPH	DIFF	TIME OF DAY
1 -	1:03.647	31.269	1:34.916		75.06	7.660	11:59:19.432
2 -	1:00.261	31.761	1:32.022		77.42	4.766	12:00:51.454
3 -	58.616	30.914	1:29.530		79.57	2.274	12:02:20.984
4 -	56.751	***30.505***	***1:27.256***	**(1)**	***81.65***		***12:03:48.240***
5 -	57.182	30.847	1:28.029		80.93	0.773	12:05:16.269
6 -	***56.600***	31.270	1:27.870	**(3)**	81.08	0.614	12:06:44.139
7 -	56.901	30.570	1:27.471	**(2)**	81.45	0.215	12:08:11.610
8 -	59.576	31.220	1:30.796		78.46	3.540	12:09:42.406
9 -	57.347	33.965	1:31.312		78.02	4.056	12:11:13.718

P19 5 Max HOUSE Yamaha -

IDEAL LAP TIME : 1:27.553 BEST LAP TIME : 1:27.554 DIFFERENCE : 0.001

LAP	SECTOR 1	SECTOR 2	LAP TIME		MPH	DIFF	TIME OF DAY
1 -	1:03.931	33.196	1:37.127		73.35	9.573	11:59:25.140
2 -	58.608	31.381	1:29.989		79.17	2.435	12:00:55.129
3 -	59.588	31.157	1:30.745		78.51	3.191	12:02:25.874
4 -	57.824	31.588	1:29.412		79.68	1.858	12:03:55.286
5 -	57.752	30.675	1:28.427		80.57	0.873	12:05:23.713
6 -	57.077	***30.477***	***1:27.554***	**(1)**	***81.37***		***12:06:51.267***
7 -	***57.076***	31.170	1:28.246	**(3)**	80.73	0.692	12:08:19.513
8 -	57.273	30.627	1:27.900	**(2)**	81.05	0.346	12:09:47.413
9 -	58.695	30.647	1:29.342		79.74	1.788	12:11:16.755

P20 57 R Geoff MOOK Yamaha -

IDEAL LAP TIME : 1:27.668 BEST LAP TIME : 1:27.668 DIFFERENCE : 0.000

LAP	SECTOR 1	SECTOR 2	LAP TIME		MPH	DIFF	TIME OF DAY
1 -	1:07.465	32.703	1:40.168		71.12	12.500	11:59:31.976
2 -	59.402	32.415	1:31.817		77.59	4.149	12:01:03.793

Weather / Track : Cloudy / Dry

Donington Park National
Circuit Length = 1.9790 miles
Start: 11:57 Flag 12:10 End: 12:12

BMCRC - MRO Championships 2018 - Rnd 5 @ Donington Park

Yamaha Past Masters & BMZRC 250 MZ

QUALIFYING - SECTOR ANALYSIS

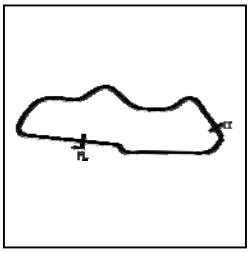

SECTOR 1 = FL to I1, SECTOR 2 = I1 to FL, DIFF = Difference To Personal Best Lap, P = Crossed Finish Line in Pit Lane, D = Time Disallowed

3 -	57.043	30.735	1:27.778	(2)	81.16	0.110	12:02:31.571
4 -	57.049	32.222	1:29.271		79.80	1.603	12:04:00.842
5 -	58.256	30.783	1:29.039		80.01	1.371	12:05:29.881
6 -	***56.993***	***30.675***	***1:27.668***	***(1)***	***81.26***		***12:06:57.549***
7 -	57.419	30.979	1:28.398	(3)	80.59	0.730	12:08:25.947

P21 95 R Simon CLARK Yamaha - Towan Motors

IDEAL LAP TIME : 1:27.507 BEST LAP TIME : 1:27.950 DIFFERENCE : 0.443

LAP	SECTOR 1	SECTOR 2	LAP TIME		MPH	DIFF	TIME OF DAY
1 -	1:10.590	34.002	1:44.592		68.11	16.642	11:59:36.957
2 -	1:01.229	32.602	1:33.831		75.93	5.881	12:01:10.788
3 -	59.690	32.012	1:31.702		77.69	3.752	12:02:42.490
4 -	59.684	31.417	1:31.101		78.20	3.151	12:04:13.591
5 -	58.744	31.695	1:30.439		78.77	2.489	12:05:44.030
6 -	57.051	31.248	1:28.299	(2)	80.68	0.349	12:07:12.329
7 -	57.635	31.324	1:28.959		80.08	1.009	12:08:41.288
8 -	***56.531***	31.802	1:28.333	(3)	80.65	0.383	12:10:09.621
9 -	56.974	***30.976***	***1:27.950***	***(1)***	***81.00***		***12:11:37.571***

P22 95 Christopher ROGERS MZ - CB Racing

IDEAL LAP TIME : 1:28.597 BEST LAP TIME : 1:28.597 DIFFERENCE : 0.000

LAP	SECTOR 1	SECTOR 2	LAP TIME		MPH	DIFF	TIME OF DAY
1 -	1:02.836	31.768	1:34.604		75.31	6.007	11:59:18.988
2 -	1:00.999	33.613	1:34.612		75.30	6.015	12:00:53.600
3 -	58.430	31.486	1:29.916		79.23	1.319	12:02:23.516
4 -	58.109	31.398	1:29.507	(3)	79.59	0.910	12:03:53.023
5 -	***57.236***	***31.361***	***1:28.597***	***(1)***	***80.41***		***12:05:21.620***
6 -	57.525	31.914	1:29.439	(2)	79.65	0.842	12:06:51.059
7 -	1:00.090	37.726	1:37.816		72.83	9.219	12:08:28.875
8 -	1:04.209	32.498	1:36.707		73.67	8.110	12:10:05.582

P23 96 Chris KENT MZ - Me, Myself & I

IDEAL LAP TIME : 1:29.452 BEST LAP TIME : 1:29.452 DIFFERENCE : 0.000

LAP	SECTOR 1	SECTOR 2	LAP TIME		MPH	DIFF	TIME OF DAY
1 -	1:08.835	34.681	1:43.516		68.82	14.064	11:59:29.538
2 -	59.235	31.871	1:31.106		78.20	1.654	12:01:00.644
3 -	***57.826***	***31.626***	***1:29.452***	***(1)***	***79.64***		***12:02:30.096***
4 -	59.338	31.742	1:31.080		78.22	1.628	12:04:01.176
5 -	58.930	32.231	1:31.161		78.15	1.709	12:05:32.337
6 -	58.169	32.215	1:30.384		78.82	0.932	12:07:02.721
7 -	58.375	31.962	1:30.337	(3)	78.86	0.885	12:08:33.058
8 -	58.455	31.649	1:30.104	(2)	79.07	0.652	12:10:03.162
9 -	58.105	32.715	1:30.820		78.44	1.368	12:11:33.982

P24 82 Mark TAYLOR MZ - Longhove Contracts

IDEAL LAP TIME : 1:29.696 BEST LAP TIME : 1:30.116 DIFFERENCE : 0.420

LAP	SECTOR 1	SECTOR 2	LAP TIME		MPH	DIFF	TIME OF DAY
1 -	1:01.505	34.252	1:35.757		74.40	5.641	11:59:17.800
2 -	1:01.236	33.710	1:34.946		75.03	4.830	12:00:52.746
3 -	59.114	32.042	1:31.156		78.15	1.040	12:02:23.902
4 -	***57.923***	33.334	1:31.257		78.07	1.141	12:03:55.159
5 -	59.288	***31.773***	1:31.061	(3)	78.24	0.945	12:05:26.220
6 -	58.324	31.846	1:30.170	(2)	79.01	0.054	12:06:56.390
7 -	58.171	31.945	***1:30.116***	***(1)***	***79.06***		***12:08:26.506***
8 -	59.912	IN PIT	1:40.006	**P**	71.24	9.890	12:10:06.512

P25 76 C Kevin HIGERTY Yamaha - Aitch Racing

IDEAL LAP TIME : 1:29.714 BEST LAP TIME : 1:30.422 DIFFERENCE : 0.708

LAP	SECTOR 1	SECTOR 2	LAP TIME	MPH	DIFF	TIME OF DAY

Weather / Track : Cloudy / Dry

Donington Park National
Circuit Length = 1.9790 miles
Start: 11:57 Flag 12:10 End: 12:12

BMCRC - MRO Championships 2018 - Rnd 5 @ Donington Park

Yamaha Past Masters & BMZRC 250 MZ

QUALIFYING - SECTOR ANALYSIS

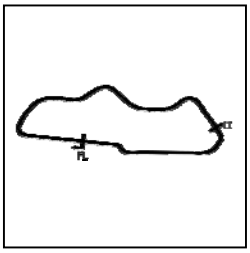

SECTOR 1 = FL to I1, SECTOR 2 = I1 to FL, DIFF = Difference To Personal Best Lap, P = Crossed Finish Line in Pit Lane, D = Time Disallowed

1 -	1:09.368	35.064	1:44.432		68.22	14.010	11:59:45.921
2 -	1:02.234	32.048	1:34.282		75.56	3.860	12:01:20.203
3 -	1:00.360	32.246	1:32.606		76.93	2.184	12:02:52.809
4 -	1:02.339	31.976	1:34.315		75.54	3.893	12:04:27.124
5 -	59.367	***31.776***	1:31.143	**(3)**	78.16	0.721	12:05:58.267
6 -	58.901	32.074	1:30.975	**(2)**	78.31	0.553	12:07:29.242
7 -	59.643	31.822	1:31.465		77.89	1.043	12:09:00.707
8 -	***57.938***	32.484	***1:30.422***	**(1)**	***78.79***		***12:10:31.129***

P26 9 Gary HOWLETT MZ - HS Racing

IDEAL LAP TIME : 1:30.837 BEST LAP TIME : 1:30.837 DIFFERENCE : 0.000

LAP	SECTOR 1	SECTOR 2	LAP TIME		MPH	DIFF	TIME OF DAY
1 -	1:08.619	34.985	1:43.604		68.76	12.767	11:59:30.059
2 -	1:00.246	32.738	1:32.984		76.62	2.147	12:01:03.043
3 -	59.633	33.058	1:32.691		76.86	1.854	12:02:35.734
4 -	1:01.696	34.476	1:36.172		74.08	5.335	12:04:11.906
5 -	1:00.301	32.869	1:33.170		76.46	2.333	12:05:45.076
6 -	59.898	32.508	1:32.406	**(3)**	77.10	1.569	12:07:17.482
7 -	59.632	32.702	1:32.334	**(2)**	77.16	1.497	12:08:49.816
8 -	***58.656***	***32.181***	***1:30.837***	**(1)**	***78.43***		***12:10:20.653***

P27 17 C David PATERSON Yamaha - Lots of overtime

IDEAL LAP TIME : 1:30.704 BEST LAP TIME : 1:30.840 DIFFERENCE : 0.136

LAP	SECTOR 1	SECTOR 2	LAP TIME		MPH	DIFF	TIME OF DAY
1 -	1:03.036	31.806	1:34.842		75.12	4.002	11:59:17.893
2 -	1:01.696	33.876	1:35.572		74.54	4.732	12:00:53.465
3 -	1:00.897	32.829	1:33.726		76.01	2.886	12:02:27.191
4 -	1:01.400	31.772	1:33.172		76.46	2.332	12:04:00.363
5 -	1:00.853	31.903	1:32.756	**(3)**	76.81	1.916	12:05:33.119
6 -	***59.434***	31.683	1:31.117	**(2)**	78.19	0.277	12:07:04.236
7 -	59.570	***31.270***	***1:30.840***	**(1)**	***78.43***		***12:08:35.076***

P28 60 R Daniel GOUGH Yamaha - G Force Motorcycles

IDEAL LAP TIME : 1:31.104 BEST LAP TIME : 1:31.376 DIFFERENCE : 0.272

LAP	SECTOR 1	SECTOR 2	LAP TIME		MPH	DIFF	TIME OF DAY
1 -		33.766	1:59.851		59.44	28.475	12:03:07.883
2 -	1:03.247	32.678	1:35.925		74.27	4.549	12:04:43.808
3 -	1:02.109	33.022	1:35.131		74.89	3.755	12:06:18.939
4 -	59.855	32.226	1:32.081	**(3)**	77.37	0.705	12:07:51.020
5 -	59.413	***32.155***	1:31.568	**(2)**	77.80	0.192	12:09:22.588
6 -	***58.949***	32.427	***1:31.376***	**(1)**	***77.97***		***12:10:53.964***

P29 24 R Scott CARSON Yamaha - Two wheel technics

IDEAL LAP TIME : 1:31.415 BEST LAP TIME : 1:31.491 DIFFERENCE : 0.076

LAP	SECTOR 1	SECTOR 2	LAP TIME		MPH	DIFF	TIME OF DAY
1 -	1:01.572	32.059	1:33.631	**(3)**	76.09	2.140	11:59:12.750
2 -	59.615	34.513	1:34.128		75.69	2.637	12:00:46.878
3 -		IN PIT	3:39.781	**P**	32.41	2:08.290	12:04:26.659
4 -		33.354	1:48.234		65.82	16.743	12:06:14.893
5 -	1:00.992	32.823	1:33.815		75.94	2.324	12:07:48.708
6 -	***59.514***	31.999	1:31.513	**(2)**	77.85	0.022	12:09:20.221
7 -	59.590	***31.901***	***1:31.491***	**(1)**	***77.87***		***12:10:51.712***

P30 69 R Alexander MANN MZ - HS RACING

IDEAL LAP TIME : 1:32.151 BEST LAP TIME : 1:32.151 DIFFERENCE : 0.000

LAP	SECTOR 1	SECTOR 2	LAP TIME		MPH	DIFF	TIME OF DAY
1 -	1:06.789	33.409	1:40.198		71.10	8.047	11:59:32.313
2 -	1:00.526	32.823	1:33.349	**(3)**	76.32	1.198	12:01:05.662
3 -	1:00.615	32.930	1:33.545		76.16	1.394	12:02:39.207

Weather / Track : Cloudy / Dry

Donington Park National
Circuit Length = 1.9790 miles
Start: 11:57 Flag 12:10 End: 12:12

BMCRC - MRO Championships 2018 - Rnd 5 @ Donington Park

Yamaha Past Masters & BMZRC 250 MZ

QUALIFYING - SECTOR ANALYSIS

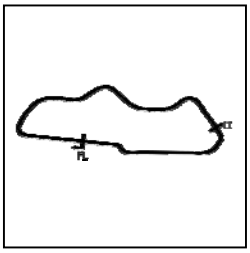

SECTOR 1 = FL to I1, SECTOR 2 = I1 to FL, DIFF = Difference To Personal Best Lap, P = Crossed Finish Line in Pit Lane, D = Time Disallowed

4 -	1:01.710	33.569	1:35.279		74.77	3.128	12:04:14.486
5 -	1:00.412	32.884	1:33.296	(2)	76.36	1.145	12:05:47.782
6 -	1:00.465	32.964	1:33.429		76.25	1.278	12:07:21.211
7 -	***59.462***	***32.689***	***1:32.151***	**(1)**	***77.31***		***12:08:53.362***

P31 66 R Neil ZWARTOUW Yamaha - BUILD SCOPE Extensions & Conversions

IDEAL LAP TIME : 1:32.216 BEST LAP TIME : 1:32.216 DIFFERENCE : 0.000

LAP	SECTOR 1	SECTOR 2	LAP TIME		MPH	DIFF	TIME OF DAY
1 -	1:10.857	34.601	1:45.458		67.55	13.242	11:59:36.711
2 -	1:04.326	32.968	1:37.294		73.22	5.078	12:01:14.005
3 -	1:00.693	32.451	1:33.144	(3)	76.49	0.928	12:02:47.149
4 -	1:00.595	32.540	1:33.135	(2)	76.49	0.919	12:04:20.284
5 -	***1:00.104***	***32.112***	***1:32.216***	**(1)**	***77.26***		***12:05:52.500***

P32 22 Simon FINCH MZ - BlueCloud Projects Ltd

IDEAL LAP TIME : 1:32.252 BEST LAP TIME : 1:32.468 DIFFERENCE : 0.216

LAP	SECTOR 1	SECTOR 2	LAP TIME		MPH	DIFF	TIME OF DAY
1 -	1:06.483	34.857	1:41.340		70.30	8.872	11:59:34.761
2 -	1:00.492	32.449	1:32.941		76.65	0.473	12:01:07.702
3 -	1:00.566	32.775	1:33.341		76.32	0.873	12:02:41.043
4 -	1:00.489	33.279	1:33.768		75.98	1.300	12:04:14.811
5 -	1:00.896	32.772	1:33.668		76.06	1.200	12:05:48.479
6 -	***59.847***	32.621	***1:32.468***	**(1)**	***77.04***		***12:07:20.947***
7 -	1:00.212	***32.405***	1:32.617	(3)	76.92	0.149	12:08:53.564
8 -	1:00.131	32.485	1:32.616	(2)	76.92	0.148	12:10:26.180

P33 68 Graham GARRIQUES MZ -

IDEAL LAP TIME : 1:33.507 BEST LAP TIME : 1:33.507 DIFFERENCE : 0.000

LAP	SECTOR 1	SECTOR 2	LAP TIME		MPH	DIFF	TIME OF DAY
1 -	1:10.600	38.129	1:48.729		65.52	15.222	11:59:48.321
2 -	1:01.675	33.111	1:34.786		75.16	1.279	12:01:23.107
3 -	1:03.157	33.500	1:36.657		73.71	3.150	12:02:59.764
4 -	1:01.775	33.213	1:34.988		75.00	1.481	12:04:34.752
5 -	1:00.810	33.012	1:33.822	(2)	75.93	0.315	12:06:08.574
6 -	1:00.896	33.178	1:34.074	(3)	75.73	0.567	12:07:42.648
7 -	***1:00.644***	***32.863***	***1:33.507***	**(1)**	***76.19***		***12:09:16.155***
8 -	1:01.535	35.544	1:37.079		73.39	3.572	12:10:53.234

P34 59 C Neil HESMAN Yamaha - Farkham Hall

IDEAL LAP TIME : 1:34.195 BEST LAP TIME : 1:34.397 DIFFERENCE : 0.202

LAP	SECTOR 1	SECTOR 2	LAP TIME		MPH	DIFF	TIME OF DAY
1 -	1:10.589	34.089	1:44.678		68.06	10.281	11:59:37.436
2 -	1:04.327	34.398	1:38.725		72.16	4.328	12:01:16.161
3 -	1:02.451	32.851	1:35.302		74.75	0.905	12:02:51.463
4 -	1:04.320	***32.502***	1:36.822		73.58	2.425	12:04:28.285
5 -	1:01.829	32.568	***1:34.397***	**(1)**	***75.47***		***12:06:02.682***
6 -	***1:01.693***	32.741	1:34.434	(2)	75.44	0.037	12:07:37.116
7 -	1:02.283	32.736	1:35.019	(3)	74.98	0.622	12:09:12.135
8 -	1:04.625	33.956	1:38.581		72.27	4.184	12:10:50.716

P35 46 Kevin MARSHALL Yamaha -

IDEAL LAP TIME : 1:34.412 BEST LAP TIME : 1:34.417 DIFFERENCE : 0.005

LAP	SECTOR 1	SECTOR 2	LAP TIME		MPH	DIFF	TIME OF DAY
1 -	1:07.601	34.365	1:41.966		69.87	7.549	11:59:25.929
2 -	1:01.436	***32.981***	***1:34.417***	**(1)**	***75.45***		***12:01:00.346***
3 -	1:02.990	33.157	1:36.147		74.10	1.730	12:02:36.493
4 -	1:03.510	33.457	1:36.967		73.47	2.550	12:04:13.460
5 -	1:03.701	33.178	1:36.879		73.54	2.462	12:05:50.339
6 -	1:02.448	33.257	1:35.705	(3)	74.44	1.288	12:07:26.044

Weather / Track : Cloudy / Dry

Donington Park National
Circuit Length = 1.9790 miles
Start: 11:57 Flag 12:10 End: 12:12

BMCRC - MRO Championships 2018 - Rnd 5 @ Donington Park

Yamaha Past Masters & BMZRC 250 MZ

QUALIFYING - SECTOR ANALYSIS

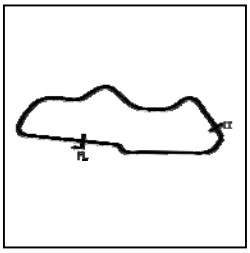

SECTOR 1 = FL to I1, SECTOR 2 = I1 to FL, DIFF = Difference To Personal Best Lap, P = Crossed Finish Line in Pit Lane, D = Time Disallowed

7 -	1:02.408	33.379	1:35.787		74.38	1.370	12:09:01.831
8 -	***1:01.431***	33.524	1:34.955	**(2)**	75.03	0.538	12:10:36.786

P36 87 Denise BUTTON Yamaha -

IDEAL LAP TIME : 1:34.443 BEST LAP TIME : 1:34.443 DIFFERENCE : 0.000

LAP	SECTOR 1	SECTOR 2	LAP TIME		MPH	DIFF	TIME OF DAY
1 -	1:05.245	33.682	1:38.927	**(2)**	72.01	4.484	11:59:28.450
2 -	***1:02.383***	***32.060***	***1:34.443***	**(1)**	***75.43***		***12:01:02.893***

P37 40 Simon SNOWDEN MZ - Wheels motorcycles peterborough

IDEAL LAP TIME : 1:35.474 BEST LAP TIME : 1:35.474 DIFFERENCE : 0.000

LAP	SECTOR 1	SECTOR 2	LAP TIME		MPH	DIFF	TIME OF DAY
1 -	1:08.377	34.534	1:42.911	**(3)**	69.23	7.437	11:59:33.055
2 -	7:23.614	34.238	7:57.852		14.90	6:22.378	12:07:30.907
3 -	***1:01.758***	***33.716***	***1:35.474***	**(1)**	***74.62***		***12:09:06.381***
4 -	1:02.168	34.772	1:36.940	**(2)**	73.49	1.466	12:10:43.321

P38 28 R William BROWN MZ -

IDEAL LAP TIME : 1:36.491 BEST LAP TIME : 1:36.491 DIFFERENCE : 0.000

LAP	SECTOR 1	SECTOR 2	LAP TIME		MPH	DIFF	TIME OF DAY
1 -	1:11.269	37.262	1:48.531		65.64	12.040	11:59:42.908
2 -	1:03.676	35.357	1:39.033		71.94	2.542	12:01:21.941
3 -	1:05.682	34.478	1:40.160		71.13	3.669	12:03:02.101
4 -	1:04.171	34.533	1:38.704		72.18	2.213	12:04:40.805
5 -	1:03.272	34.738	1:38.010	**(3)**	72.69	1.519	12:06:18.815
6 -	***1:02.040***	***34.451***	***1:36.491***	**(1)**	***73.83***		***12:07:55.306***
7 -	1:02.307	35.574	1:37.881	**(2)**	72.78	1.390	12:09:33.187
8 -	1:02.154	38.005	1:40.159		71.13	3.668	12:11:13.346

P39 23 Brian SKINNER MZ - Dept. of Work & Pensions

IDEAL LAP TIME : 1:37.064 BEST LAP TIME : 1:37.064 DIFFERENCE : 0.000

LAP	SECTOR 1	SECTOR 2	LAP TIME		MPH	DIFF	TIME OF DAY
1 -	1:12.826	37.612	1:50.438		64.51	13.374	11:59:46.647
2 -	1:06.730	34.564	1:41.294		70.33	4.230	12:01:27.941
3 -	1:06.643	35.150	1:41.793		69.99	4.729	12:03:09.734
4 -	1:04.669	34.897	1:39.566		71.55	2.502	12:04:49.300
5 -	1:04.786	36.305	1:41.091		70.47	4.027	12:06:30.391
6 -	1:03.538	34.357	1:37.895	**(2)**	72.77	0.831	12:08:08.286
7 -	***1:03.149***	***33.915***	***1:37.064***	**(1)**	***73.40***		***12:09:45.350***
8 -	1:03.498	35.407	1:38.905	**(3)**	72.03	1.841	12:11:24.255

P40 113 Liam NEWMAN MZ - Team newman racing

IDEAL LAP TIME : 1:36.521 BEST LAP TIME : 1:37.183 DIFFERENCE : 0.662

LAP	SECTOR 1	SECTOR 2	LAP TIME		MPH	DIFF	TIME OF DAY
1 -	1:10.624	38.668	1:49.292		65.18	12.109	11:59:44.742
2 -	1:04.684	34.669	1:39.353		71.71	2.170	12:01:24.095
3 -	1:04.988	34.510	1:39.498		71.60	2.315	12:03:03.593
4 -	1:04.053	34.959	1:39.012	**(3)**	71.95	1.829	12:04:42.605
5 -	1:02.968	34.215	***1:37.183***	**(1)**	***73.31***		***12:06:19.788***
6 -	1:03.318	***33.917***	1:37.235	**(2)**	73.27	0.052	12:07:57.023
7 -	1:03.433	37.558	1:40.991		70.54	3.808	12:09:38.014
8 -	***1:02.604***	36.685	1:39.289		71.75	2.106	12:11:17.303

P41 5 Garry SAMETT MZ - smallmouse

IDEAL LAP TIME : 1:36.816 BEST LAP TIME : 1:37.351 DIFFERENCE : 0.535

LAP	SECTOR 1	SECTOR 2	LAP TIME		MPH	DIFF	TIME OF DAY
1 -	1:10.322	35.158	1:45.480		67.54	8.129	11:59:40.595
2 -	1:05.226	34.513	1:39.739		71.43	2.388	12:01:20.334

Weather / Track : Cloudy / Dry

Donington Park National
Circuit Length = 1.9790 miles
Start: 11:57 Flag 12:10 End: 12:12

BMCRC - MRO Championships 2018 - Rnd 5 @ Donington Park

Yamaha Past Masters & BMZRC 250 MZ

QUALIFYING - SECTOR ANALYSIS

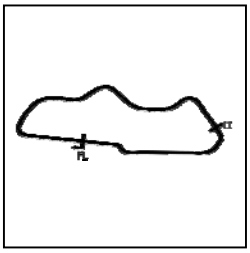

SECTOR 1 = FL to I1, SECTOR 2 = I1 to FL, DIFF = Difference To Personal Best Lap, P = Crossed Finish Line in Pit Lane, D = Time Disallowed

3 -	1:06.058	34.784	1:40.842		70.65	3.491	12:03:01.176
4 -	1:06.130	34.479	1:40.609		70.81	3.258	12:04:41.785
5 -	1:03.590	34.944	1:38.534		72.30	1.183	12:06:20.319
6 -	1:03.875	***33.943***	1:37.818	**(3)**	72.83	0.467	12:07:58.137
7 -	1:02.928	34.423	***1:37.351***	**(1)**	***73.18***		***12:09:35.488***
8 -	***1:02.873***	34.856	1:37.729	**(2)**	72.90	0.378	12:11:13.217

P42 56 Russell TURNER MZ -

IDEAL LAP TIME : 1:36.440 BEST LAP TIME : 1:37.396 DIFFERENCE : 0.956

LAP	SECTOR 1	SECTOR 2	LAP TIME		MPH	DIFF	TIME OF DAY
1 -	1:09.494	36.250	1:45.744		67.37	8.348	11:59:34.804
2 -	1:06.438	36.249	1:42.687		69.38	5.291	12:01:17.491
3 -	1:06.874	34.471	1:41.345		70.30	3.949	12:02:58.836
4 -	1:04.831	34.612	1:39.443		71.64	2.047	12:04:38.279
5 -	1:05.155	34.492	1:39.647		71.49	2.251	12:06:17.926
6 -	1:04.644	33.861	1:38.505	**(3)**	72.32	1.109	12:07:56.431
7 -	1:03.679	***33.717***	***1:37.396***	**(1)**	***73.15***		***12:09:33.827***
8 -	***1:02.723***	34.871	1:37.594	**(2)**	73.00	0.198	12:11:11.421

P43 47 Richard FAYERS MZ -

IDEAL LAP TIME : 1:36.904 BEST LAP TIME : 1:37.565 DIFFERENCE : 0.661

LAP	SECTOR 1	SECTOR 2	LAP TIME		MPH	DIFF	TIME OF DAY
1 -	1:13.302	36.957	1:50.259		64.61	12.694	11:59:47.077
2 -	1:07.309	36.622	1:43.931		68.55	6.366	12:01:31.008
3 -	1:08.067	35.410	1:43.477		68.85	5.912	12:03:14.485
4 -	1:06.288	34.377	1:40.665		70.77	3.100	12:04:55.150
5 -	1:05.256	34.934	1:40.190		71.11	2.625	12:06:35.340
6 -	***1:03.406***	34.159	***1:37.565***	**(1)**	***73.02***		***12:08:12.905***
7 -	1:04.458	***33.498***	1:37.956	**(2)**	72.73	0.391	12:09:50.861
8 -	1:04.146	35.298	1:39.444	**(3)**	71.64	1.879	12:11:30.305

P44 100 R David BOWLER Yamaha - www.ypmrc.co.uk

IDEAL LAP TIME : 1:37.916 BEST LAP TIME : 1:38.126 DIFFERENCE : 0.210

LAP	SECTOR 1	SECTOR 2	LAP TIME		MPH	DIFF	TIME OF DAY
1 -	1:12.038	35.566	1:47.604		66.21	9.478	11:59:45.060
2 -	1:06.050	34.956	1:41.006		70.53	2.880	12:01:26.066
3 -	1:07.776	34.980	1:42.756		69.33	4.630	12:03:08.822
4 -	1:05.107	34.613	1:39.720		71.44	1.594	12:04:48.542
5 -	1:05.108	***33.880***	1:38.988		71.97	0.862	12:06:27.530
6 -	1:04.336	34.544	1:38.880	**(3)**	72.05	0.754	12:08:06.410
7 -	1:04.234	33.892	***1:38.126***	**(1)**	***72.60***		***12:09:44.536***
8 -	***1:04.036***	34.352	1:38.388	**(2)**	72.41	0.262	12:11:22.924

P45 69 C Mark ELLERAY Yamaha - Abbot Solutions Ltd

IDEAL LAP TIME : 1:38.548 BEST LAP TIME : 1:38.548 DIFFERENCE : 0.000

LAP	SECTOR 1	SECTOR 2	LAP TIME		MPH	DIFF	TIME OF DAY
1 -	1:14.734	39.483	1:54.217		62.37	15.669	11:59:45.308
2 -	1:08.941	36.307	1:45.248		67.69	6.700	12:01:30.556
3 -	1:08.222	35.266	1:43.488		68.84	4.940	12:03:14.044
4 -	1:06.266	35.408	1:41.674		70.07	3.126	12:04:55.718
5 -	1:05.732	36.198	1:41.930		69.89	3.382	12:06:37.648
6 -	1:06.080	34.932	1:41.012	**(3)**	70.53	2.464	12:08:18.660
7 -	1:05.285	34.926	1:40.211	**(2)**	71.09	1.663	12:09:58.871
8 -	***1:04.294***	***34.254***	***1:38.548***	**(1)**	***72.29***		***12:11:37.419***

P46 32 R John ASHMEAD MZ -

IDEAL LAP TIME : 1:38.733 BEST LAP TIME : 1:39.010 DIFFERENCE : 0.277

LAP	SECTOR 1	SECTOR 2	LAP TIME		MPH	DIFF	TIME OF DAY
1 -	1:06.209	36.657	1:42.866	**(3)**	69.26	3.856	11:59:26.854

Weather / Track : Cloudy / Dry

Donington Park National
Circuit Length = 1.9790 miles
Start: 11:57 Flag 12:10 End: 12:12

BMCRC - MRO Championships 2018 - Rnd 5 @ Donington Park

Yamaha Past Masters & BMZRC 250 MZ

QUALIFYING - SECTOR ANALYSIS

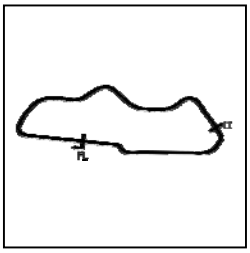

SECTOR 1 = FL to I1, SECTOR 2 = I1 to FL, DIFF = Difference To Personal Best Lap, P = Crossed Finish Line in Pit Lane, D = Time Disallowed

2 -	1:04.041	***35.017***	1:39.058	**(2)**	71.92	0.048	12:01:05.912
3 -	***1:03.716***	35.294	***1:39.010***	**(1)**	***71.95***		***12:02:44.922***

P47 25 Chris CHADDERTON MZ -

IDEAL LAP TIME : 1:40.939 BEST LAP TIME : 1:41.382 DIFFERENCE : 0.443

LAP	SECTOR 1	SECTOR 2	LAP TIME		MPH	DIFF	TIME OF DAY
1 -	1:10.895	36.741	1:47.636		66.19	6.254	11:59:36.300
2 -	1:07.912	36.123	1:44.035		68.48	2.653	12:01:20.335
3 -	1:09.162	***35.665***	1:44.827		67.96	3.445	12:03:05.162
4 -	1:06.445	36.202	1:42.647	**(2)**	69.40	1.265	12:04:47.809
5 -	***1:05.274***	36.108	***1:41.382***	**(1)**	***70.27***		***12:06:29.191***
6 -	1:07.029	36.158	1:43.187	**(3)**	69.04	1.805	12:08:12.378

P48 66 Mark VINCENT MZ - Putoline

IDEAL LAP TIME : 1:40.752 BEST LAP TIME : 1:41.403 DIFFERENCE : 0.651

LAP	SECTOR 1	SECTOR 2	LAP TIME		MPH	DIFF	TIME OF DAY
1 -	1:09.148	36.804	1:45.952		67.24	4.549	11:59:34.224
2 -	1:07.626	37.193	1:44.819		67.97	3.416	12:01:19.043
3 -	1:06.719	35.281	1:42.000		69.84	0.597	12:03:01.043
4 -	***1:05.702***	35.750	1:41.452	**(2)**	70.22	0.049	12:04:42.495
5 -	1:06.353	***35.050***	***1:41.403***	**(1)**	***70.26***		***12:06:23.898***
6 -	1:06.367	35.902	1:42.269		69.66	0.866	12:08:06.167
7 -	1:06.359	35.543	1:41.902	**(3)**	69.91	0.499	12:09:48.069
8 -	1:05.797	37.634	1:43.431		68.88	2.028	12:11:31.500

P49 23 C Zak PERRIN Yamaha -

IDEAL LAP TIME : 1:50.895 BEST LAP TIME : 1:50.895 DIFFERENCE : 0.000

LAP	SECTOR 1	SECTOR 2	LAP TIME		MPH	DIFF	TIME OF DAY
1 -	1:16.221	38.988	1:55.209	**(2)**	61.84	4.314	11:59:48.994
2 -	***1:13.638***	***37.257***	***1:50.895***	**(1)**	***64.24***		***12:01:39.889***

P50 67 R Mark BAILEY Yamaha - Gforce motorcycles

IDEAL LAP TIME : 2:00.882 BEST LAP TIME : 2:04.930 DIFFERENCE : 4.048

LAP	SECTOR 1	SECTOR 2	LAP TIME		MPH	DIFF	TIME OF DAY
1 -		***41.548***	2:25.674		48.90	20.744	12:04:51.887
2 -	1:19.385	45.545	***2:04.930***	**(1)**	***57.02***		***12:06:56.817***
3 -	***1:19.334***	45.817	2:05.151	**(3)**	56.92	0.221	12:09:01.968
4 -	1:23.103	41.849	2:04.952	**(2)**	57.01	0.022	12:11:06.920

Weather / Track : Cloudy / Dry

Donington Park National
Circuit Length = 1.9790 miles
Start: 11:57 Flag 12:10 End: 12:12

BMCRC - MRO Championships 2018 - Rnd 5 @ Donington Park

Yamaha Past Masters & BMZRC 250 MZ

QUALIFYING - BEST SECTORS

	SECTOR 1			SECTOR 2			IDEAL / BEST COMPARISON					
POS	NO	NAME	TIME	NO	NAME	TIME	POS	NO	NAME	IDEAL	BEST	DIFF
									PERFECT LAP	1:21.243		
1	19	BRANTON	52.627	19	BRANTON	28.616	1	19	BRANTON	1:21.243	1:21.702	0.459
2	79	MACQUEEN	53.021	79	MACQUEEN	28.730	2	79	MACQUEEN	1:21.751	1:21.751	0.000
3	6	BARBER	53.677	6	BARBER	29.136	3	6	BARBER	1:22.813	1:23.119	0.306
4	81	GRANT	53.871	101	DAVIES	29.363	4	81	GRANT	1:23.324	1:23.324	0.000
5	125	MILES	54.442	125	MILES	29.398	5	125	MILES	1:23.840	1:23.840	0.000
6	7	FISHWICK	54.472	81	GRANT	29.453	6	7	FISHWICK	1:23.928	1:24.508	0.580
7	101	DAVIES	54.615	7	FISHWICK	29.456	7	101	DAVIES	1:23.978	1:24.063	0.085
8	41	ABRAHAM	54.741	41	ABRAHAM	29.775	8	41	ABRAHAM	1:24.516	1:24.797	0.281
9	45	MOORE	54.791	40	BEACOCK	29.822	9	70	BURSCOUGH	1:24.738	1:25.395	0.657
10	70	BURSCOUGH	54.847	97	GUYETT	29.879	10	45	MOORE	1:24.833	1:24.908	0.075
11	4	HALIL	55.050	2	HUFF	29.882	11	4	HALIL	1:25.068	1:26.574	1.506
12	74	WHITBY	55.242	13	EDMONDSON	29.886	12	97	GUYETT	1:25.143	1:25.444	0.301
13	97	GUYETT	55.264	70	BURSCOUGH	29.891	13	13	EDMONDSON	1:25.188	1:25.407	0.219
14	13	EDMONDSON	55.302	21	HUNTER	29.941	14	40	BEACOCK	1:25.479	1:25.840	0.361
15	40	BEACOCK	55.657	4	HALIL	30.018	15	21	HUNTER	1:25.656	1:26.775	1.119
16	21	HUNTER	55.715	45	MOORE	30.042	16	74	WHITBY	1:25.933	1:27.206	1.273
17	2	HUFF	56.053	5	HOUSE	30.477	17	2	HUFF	1:25.935	1:25.935	0.000
18	95	CLARK	56.531	83	GODBOLD	30.505	18	83	GODBOLD	1:27.105	1:27.256	0.151
19	83	GODBOLD	56.600	57	MOOK	30.675	19	95	CLARK	1:27.507	1:27.950	0.443
20	57	MOOK	56.993	74	WHITBY	30.691	20	5	HOUSE	1:27.553	1:27.554	0.001
21	5	HOUSE	57.076	95	CLARK	30.976	21	57	MOOK	1:27.668	1:27.668	0.000
22	95	ROGERS	57.236	17	PATERSON	31.270	22	95	ROGERS	1:28.597	1:28.597	0.000
23	96	KENT	57.826	95	ROGERS	31.361	23	96	KENT	1:29.452	1:29.452	0.000
24	82	TAYLOR	57.923	96	KENT	31.626	24	82	TAYLOR	1:29.696	1:30.116	0.420
25	76	HIGERTY	57.938	82	TAYLOR	31.773	25	76	HIGERTY	1:29.714	1:30.422	0.708
26	9	HOWLETT	58.656	76	HIGERTY	31.776	26	17	PATERSON	1:30.704	1:30.840	0.136
27	60	GOUGH	58.949	24	CARSON	31.901	27	9	HOWLETT	1:30.837	1:30.837	0.000
28	17	PATERSON	59.434	87	BUTTON	32.060	28	60	GOUGH	1:31.104	1:31.376	0.272
29	69	MANN	59.462	66	ZWARTOUW	32.112	29	24	CARSON	1:31.415	1:31.491	0.076
30	24	CARSON	59.514	60	GOUGH	32.155	30	69	MANN	1:32.151	1:32.151	0.000
31	22	FINCH	59.847	9	HOWLETT	32.181	31	66	ZWARTOUW	1:32.216	1:32.216	0.000
32	66	ZWARTOUW	1:00.104	22	FINCH	32.405	32	22	FINCH	1:32.252	1:32.468	0.216
33	68	GARRIQUES	1:00.644	59	HESMAN	32.502	33	68	GARRIQUES	1:33.507	1:33.507	0.000
34	46	MARSHALL	1:01.431	69	MANN	32.689	34	59	HESMAN	1:34.195	1:34.397	0.202
35	59	HESMAN	1:01.693	68	GARRIQUES	32.863	35	46	MARSHALL	1:34.412	1:34.417	0.005
36	40	SNOWDEN	1:01.758	46	MARSHALL	32.981	36	87	BUTTON	1:34.443	1:34.443	0.000
37	28	BROWN	1:02.040	47	FAYERS	33.498	37	40	SNOWDEN	1:35.474	1:35.474	0.000
38	87	BUTTON	1:02.383	40	SNOWDEN	33.716	38	56	TURNER	1:36.440	1:37.396	0.956
39	113	NEWMAN	1:02.604	56	TURNER	33.717	39	28	BROWN	1:36.491	1:36.491	0.000
40	56	TURNER	1:02.723	100	BOWLER	33.880	40	113	NEWMAN	1:36.521	1:37.183	0.662
41	5	SAMETT	1:02.873	23	SKINNER	33.915	41	5	SAMETT	1:36.816	1:37.351	0.535
42	23	SKINNER	1:03.149	113	NEWMAN	33.917	42	47	FAYERS	1:36.904	1:37.565	0.661
43	47	FAYERS	1:03.406	5	SAMETT	33.943	43	23	SKINNER	1:37.064	1:37.064	0.000
44	32	ASHMEAD	1:03.716	69	ELLERAY	34.254	44	100	BOWLER	1:37.916	1:38.126	0.210
45	100	BOWLER	1:04.036	28	BROWN	34.451	45	69	ELLERAY	1:38.548	1:38.548	0.000
46	69	ELLERAY	1:04.294	32	ASHMEAD	35.017	46	32	ASHMEAD	1:38.733	1:39.010	0.277
47	25	CHADDERTON	1:05.274	66	VINCENT	35.050	47	66	VINCENT	1:40.752	1:41.403	0.651
48	66	VINCENT	1:05.702	25	CHADDERTON	35.665	48	25	CHADDERTON	1:40.939	1:41.382	0.443
49	23	PERRIN	1:13.638	23	PERRIN	37.257	49	23	PERRIN	1:50.895	1:50.895	0.000
50	67	BAILEY	1:19.334	67	BAILEY	41.548	50	67	BAILEY	2:00.882	2:04.930	4.048
51												

Weather / Track : Cloudy / Dry

Donington Park National
Circuit Length = 1.9790 miles
Start: 11:57 Flag 12:10 End: 12:12

Results can be found at www.tsl-timing.com

Printed - 12:13 Saturday, 16 June 2018

BMCRC - MRO Championships 2018 - Rnd 5 @ Donington Park

Team Green Junior Cup & Senior 300 & Blue Haze GP

QUALIFYING - CLASSIFICATION

POS	NO	CL	PIC	NAME	ENTRY	TIME	ON	LAPS	GAP	DIFF	MPH
1	12	GP	1	Adrian MARTIN	Yamaha TZ250 - Strategic business development &suppc	1:22.205	10	10			86.66
2	7	GPF	1	Pete FISHWICK	Yamaha TZR250 -	1:22.687	9	9	0.482	0.482	86.16
3	3	GP	2	Tom BARRETT	Honda RS250 -	1:23.749	8	9	1.544	1.062	85.07
4	81	GPF	2	Scott GRANT	Yamaha TZR250 - SEAGER engineering/ Motaa Cycle Pa	1:24.382	9	10	2.177	0.633	84.43
5	70	GPF	3	Andrew BURSCOUGH	Yamaha YPVS 350 - Apollo Tuning	1:24.424	9	9	2.219	0.042	84.39
6	125	GPF	4	Ben MILES	Honda RS125 - Allspeed	1:24.778	8	9	2.573	0.354	84.03
7	45	GPF	5	Peter MOORE	Yamaha TZR 250 - Station Garage , Isle of Man	1:24.883	5	5	2.678	0.105	83.93
8	190	GP	3	Peter THORNE	Yamaha TZ250 - Aspire Classic Restorations	1:24.885	9	9	2.680	0.002	83.93
9	101	GPF	6	Andrew DAVIES	Spondon 350 - GIBSON EXHAUSTS	1:25.795	8	9	3.590	0.910	83.04
10	74	GPF	7	Paul WHITBY	Yamaha TZR250 -	1:25.913	9	10	3.708	0.118	82.92
11	20	S	1	Kai DICKINSON	Kawasaki - www.docklandsriders.org.uk	1:26.350	8	8	4.145	0.437	82.50
12	86	S	2	Jamie KELMAN	Kawasaki - Fastlane motorcycles	1:26.368	8	9	4.163	0.018	82.49
13	55	GPF	8	Nick COOPER	Aprilia RS 250 MK2 - Skint Racing - Wemoto.com and Mr	1:26.675	9	9	4.470	0.307	82.19
14	28	S	3	Leon STEWART	Kawasaki -	1:27.316	7	7	5.111	0.641	81.59
15	15	GPF	9	Max HOUSE	Yamaha TZR250 -	1:27.486	9	9	5.281	0.170	81.43
16	99	S	4	Damian ROWLEY	Kawasaki -	1:27.559	9	10	5.354	0.073	81.36
17	29	S	5	Charlie STONE	Kawasaki -	1:27.576	6	7	5.371	0.017	81.35
18	9	S	6	Graham HAW	Kawasaki - Graham Haw Joinery	1:27.586	6	7	5.381	0.010	81.34
19	861	J	1	Owen JENNER	Kawasaki -	1:28.051	10	10	5.846	0.465	80.91
20	4	J	2	James DUTTON	Kawasaki -	1:28.708	8	8	6.503	0.657	80.31
21	888	S	7	Jeff MORRIS	Kawasaki -	1:28.742	7	8	6.537	0.034	80.28
22	38	S	8	Bob COUCHMAN	Kawasaki - Pinky Janey	1:29.292	7	9	7.087	0.550	79.79
23	6	S	9	Martin COOPER	Kawasaki -	1:29.458	10	10	7.253	0.166	79.64
24	67	S	10	Tony MORRIS	Kawasaki - Chippy racing team	1:29.471	8	9	7.266	0.013	79.63
25	65 *	S	11	Konrad BREESE	Kawasaki -	1:29.754	8	8	7.549	0.283	79.37
26	66	S	12	Nick FORD	Kawasaki -	1:29.965	6	8	7.760	0.211	79.19
27	76	GPF	10	Kevin HIGERTY	Yamaha TZR250 - Aitch Racing	1:30.007	7	8	7.802	0.042	79.15
28	22	S	13	Samuel SMYTH	Kawasaki -	1:30.547	5	5	8.342	0.540	78.68
29	21	GPF	11	Ben HUNTER	Yamaha RD350LC -	1:30.879	1	2	8.674	0.332	78.39
30	61 *	GPF	12	Ian READ	Suzuki RGT460 - MiMS Racing, Discountbikespares.co.ul	1:31.894	7	8	9.689	1.015	77.53
31	17	GPF	13	David PATERSON	Yamaha TZR250 - Lots of overtime	1:31.929	2	9	9.724	0.035	77.50
32	60	GPF	14	Daniel GOUGH	Yamaha TZR 250 - G Force Motorcycles	1:31.939	3	8	9.734	0.010	77.49
33	88	S	14	David COURT	Kawasaki -	1:32.204	8	9	9.999	0.265	77.27
34	23	J	3	Joe ELLIS	Kawasaki -	1:32.284	8	8	10.079	0.080	77.20
35	5	S	15	Tom STEVENS	Kawasaki -	1:33.136	6	6	10.931	0.852	76.49
36	14	GP	4	Roger MARSH	Yamaha TZ250A -	1:34.073	3	5	11.868	0.937	75.73
37	48	S	16	Kevin SABBARTON	Kawasaki -	1:35.124	8	8	12.919	1.051	74.89
38	43	S	17	Colin HALL	Kawasaki -	1:35.137	6	7	12.932	0.013	74.88
39	44	S	18	Duane SUTCH	Kawasaki - Shawell Tuning and Racing Serv	1:35.232	6	8	13.027	0.095	74.81
40	30	S	19	Malcolm HOWELL	Kawasaki -	1:35.465	6	8	13.260	0.233	74.63
41	122	S	20	Paul WILSON	Kawasaki -	1:36.127	8	8	13.922	0.662	74.11
42	169	GPF	15	Mark ELLERAY	Yamaha TZR250 - Abbot Solutions Ltd	1:36.184	8	8	13.979	0.057	74.07
43	30	GPF	16	Neil HEWSON	Suzuki RGV250 -	1:37.171	3	4	14.966	0.987	73.32
44	33	J	4	Jarrod WRIGHT	Kawasaki - ELP Racing	1:37.416	2	5	15.211	0.245	73.13
45	111	S	21	Trevor REEVE	Kawasaki -	1:39.928	6	7	17.723	2.512	71.29
46	67	GPF	17	Mark BAILEY	Yamaha TZR250 - Gforce motorcycles			0			

*** No. 61 - Fastest lap removed - yellow flag infringement**
*** No. 65 - Please fit a working transponder**

Donington Park National
Circuit Length = 1.9790 miles
Start: 13:48 Flag 14:06 End: 14:07

Weather / Track : Bright / Dry
These results are provisional until the conclusion of any judicial and technical matters.

Clerk Of Course :		Timekeeper :

Results can be found at www.tsl-timing.com

Printed - 14:08 Saturday, 16 June 2018

BMCRC - MRO Championships 2018 - Rnd 5 @ Donington Park

Team Green Junior Cup & Senior 300 & Blue Haze GP

QUALIFYING - SECTOR ANALYSIS

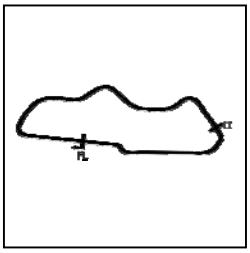

SECTOR 1 = FL to I1, SECTOR 2 = I1 to FL, DIFF = Difference To Personal Best Lap, P = Crossed Finish Line in Pit Lane, D = Time Disallowed

P1 12 GP Adrian MARTIN — Yamaha TZ250 - Strategic business development &support ltd

IDEAL LAP TIME : 1:21.900 BEST LAP TIME : 1:22.205 DIFFERENCE : 0.305

LAP	SECTOR 1	SECTOR 2	LAP TIME	MPH	DIFF	TIME OF DAY
1 -	57.776	30.677	1:28.453	80.54	6.248	13:50:19.143
2 -	56.413	30.199	1:26.612	82.25	4.407	13:51:45.755
3 -	56.187	29.984	1:26.171	82.68	3.966	13:53:11.926
4 -	56.054	29.167	1:25.221	83.60	3.016	13:54:37.147
5 -	58.128		5:34.089	21.32	4:11.884	14:00:11.236
6 -	58.561	29.469	1:28.030	80.93	5.825	14:01:39.266
7 -	55.325	29.611	1:24.936	83.88	2.731	14:03:04.202
8 -	***53.486***	29.093	1:22.579 **(3)**	86.27	0.374	14:04:26.781
9 -	53.664	28.550	1:22.214 **(2)**	86.65	0.009	14:05:48.995
10 -	53.791	***28.414***	***1:22.205*** **(1)**	***86.66***		***14:07:11.200***

P2 7 GPF Pete FISHWICK — Yamaha TZR250 -

IDEAL LAP TIME : 1:22.687 BEST LAP TIME : 1:22.687 DIFFERENCE : 0.000

LAP	SECTOR 1	SECTOR 2	LAP TIME	MPH	DIFF	TIME OF DAY
1 -	1:02.063	31.601	1:33.664	76.06	10.977	13:51:01.012
2 -	56.698	31.817	1:28.515	80.49	5.828	13:52:29.527
3 -	55.478	29.805	1:25.283 **(3)**	83.54	2.596	13:53:54.810
4 -			5:50.301	20.33	4:27.614	13:59:45.111
5 -	57.076	31.104	1:28.180	80.79	5.493	14:01:13.291
6 -	55.259	30.274	1:25.533	83.29	2.846	14:02:38.824
7 -	56.025	29.493	1:25.518	83.31	2.831	14:04:04.342
8 -	54.039	29.344	1:23.383 **(2)**	85.44	0.696	14:05:27.725
9 -	***53.651***	***29.036***	***1:22.687*** **(1)**	***86.16***		***14:06:50.412***

P3 3 GP Tom BARRETT — Honda RS250 -

IDEAL LAP TIME : 1:23.507 BEST LAP TIME : 1:23.749 DIFFERENCE : 0.242

LAP	SECTOR 1	SECTOR 2	LAP TIME	MPH	DIFF	TIME OF DAY
1 -	1:06.088	32.925	1:39.013	71.95	15.264	13:50:46.406
2 -	58.573	30.560	1:29.133	79.93	5.384	13:52:15.539
3 -	56.571	31.971	1:28.542	80.46	4.793	13:53:44.081
4 -			6:18.908	18.80	4:55.159	14:00:02.989
5 -	1:02.030	30.667	1:32.697	76.85	8.948	14:01:35.686
6 -	59.773	30.659	1:30.432	78.78	6.683	14:03:06.118
7 -	54.637	29.343	1:23.980 **(2)**	84.83	0.231	14:04:30.098
8 -	***54.241***	29.508	***1:23.749*** **(1)**	***85.07***		***14:05:53.847***
9 -	55.707	***29.266***	1:24.973 **(3)**	83.84	1.224	14:07:18.820

P4 81 GPF Scott GRANT — Yamaha TZR250 - SEAGER engineering/ Motaa Cycle Parts

IDEAL LAP TIME : 1:23.942 BEST LAP TIME : 1:24.382 DIFFERENCE : 0.440

LAP	SECTOR 1	SECTOR 2	LAP TIME	MPH	DIFF	TIME OF DAY
1 -	1:00.322	31.317	1:31.639	77.74	7.257	13:50:49.661
2 -	55.527	30.866	1:26.393	82.46	2.011	13:52:16.054
3 -	55.471	***29.610***	1:25.081 **(3)**	83.73	0.699	13:53:41.135
4 -	55.039	30.258	1:25.297	83.52	0.915	13:55:06.432
5 -	1:12.266		4:52.451	24.36	3:28.069	13:59:58.883
6 -	56.501	30.113	1:26.614	82.25	2.232	14:01:25.497
7 -	55.852	30.985	1:26.837	82.04	2.455	14:02:52.334
8 -	55.291	29.774	1:25.065 **(2)**	83.75	0.683	14:04:17.399
9 -	***54.332***	30.050	***1:24.382*** **(1)**	***84.43***		***14:05:41.781***
10 -	55.197	29.905	1:25.102	83.71	0.720	14:07:06.883

P5 70 GPF Andrew BURSCOUGH — Yamaha YPVS 350 - Apollo Tuning

IDEAL LAP TIME : 1:24.424 BEST LAP TIME : 1:24.424 DIFFERENCE : 0.000

LAP	SECTOR 1	SECTOR 2	LAP TIME	MPH	DIFF	TIME OF DAY
1 -	1:02.000	32.364	1:34.364	75.50	9.940	13:51:10.926
2 -	58.730	31.327	1:30.057	79.11	5.633	13:52:40.983

Weather / Track : Bright / Dry

Donington Park National
Circuit Length = 1.9790 miles
Start: 13:48 Flag 14:06 End: 14:07

BMCRC - MRO Championships 2018 - Rnd 5 @ Donington Park

Team Green Junior Cup & Senior 300 & Blue Haze GP

QUALIFYING - SECTOR ANALYSIS

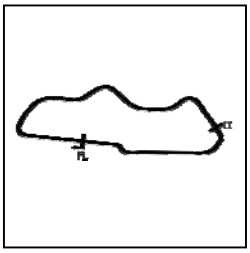

SECTOR 1 = FL to I1, SECTOR 2 = I1 to FL, DIFF = Difference To Personal Best Lap, P = Crossed Finish Line in Pit Lane, D = Time Disallowed

3 -	1:00.876	30.352	1:31.228		78.09	6.804	13:54:12.211
4 -	1:02.084		5:37.396		21.11	4:12.972	13:59:49.607
5 -	58.351	30.152	1:28.503		80.50	4.079	14:01:18.110
6 -	55.844	29.875	1:25.719	(3)	83.11	1.295	14:02:43.829
7 -	55.850	29.327	1:25.177	(2)	83.64	0.753	14:04:09.006
8 -	56.954	29.391	1:26.345		82.51	1.921	14:05:35.351
9 -	***55.291***	***29.133***	***1:24.424***	**(1)**	***84.39***		***14:06:59.775***

P6 125 GPF Ben MILES Honda RS125 - Allspeed

IDEAL LAP TIME : 1:24.735 BEST LAP TIME : 1:24.778 DIFFERENCE : 0.043

LAP	SECTOR 1	SECTOR 2	LAP TIME		MPH	DIFF	TIME OF DAY
1 -	1:05.944	32.752	1:38.696		72.18	13.918	13:51:10.656
2 -	58.457	31.576	1:30.033		79.13	5.255	13:52:40.689
3 -	56.365	31.532	1:27.897		81.05	3.119	13:54:08.586
4 -	56.660		5:34.075		21.32	4:09.297	13:59:42.661
5 -	59.133	30.874	1:30.007		79.15	5.229	14:01:12.668
6 -	55.672	29.788	1:25.460	(3)	83.36	0.682	14:02:38.128
7 -	57.252	***29.616***	1:26.868		82.01	2.090	14:04:04.996
8 -	***55.119***	29.659	***1:24.778***	**(1)**	***84.03***		***14:05:29.774***
9 -	55.395	29.782	1:25.177	(2)	83.64	0.399	14:06:54.951

P7 45 GPF Peter MOORE Yamaha TZR 250 - Station Garage , Isle of Man

IDEAL LAP TIME : 1:24.883 BEST LAP TIME : 1:24.883 DIFFERENCE : 0.000

LAP	SECTOR 1	SECTOR 2	LAP TIME		MPH	DIFF	TIME OF DAY
1 -	OUTLAP	33.381	2:01.118		58.82	36.235	13:52:29.493
2 -	58.621	31.190	1:29.811	(2)	79.32	4.928	13:53:59.304
3 -	1:01.405		5:42.383		20.80	4:17.500	13:59:41.687
4 -	59.342	30.780	1:30.122	(3)	79.05	5.239	14:01:11.809
5 -	***54.769***	***30.114***	***1:24.883***	**(1)**	***83.93***		***14:02:36.692***

P8 190 GP Peter THORNE Yamaha TZ250 - Aspire Classic Restorations

IDEAL LAP TIME : 1:24.885 BEST LAP TIME : 1:24.885 DIFFERENCE : 0.000

LAP	SECTOR 1	SECTOR 2	LAP TIME		MPH	DIFF	TIME OF DAY
1 -	1:04.241	32.840	1:37.081		73.38	12.196	13:51:02.529
2 -			1:29.206		79.86	4.321	13:52:31.735
3 -			1:27.791		81.15	2.906	13:53:59.526
4 -			6:03.268		19.61	4:38.383	14:00:02.794
5 -			1:30.323		78.87	5.438	14:01:33.117
6 -	56.889	30.646	1:27.535		81.39	2.650	14:03:00.652
7 -	55.747	30.078	1:25.825	(2)	83.01	0.940	14:04:26.477
8 -	56.009	29.907	1:25.916	(3)	82.92	1.031	14:05:52.393
9 -	***55.076***	***29.809***	***1:24.885***	**(1)**	***83.93***		***14:07:17.278***

P9 101 GPF Andrew DAVIES Spondon 350 - GIBSON EXHAUSTS

IDEAL LAP TIME : 1:25.795 BEST LAP TIME : 1:25.795 DIFFERENCE : 0.000

LAP	SECTOR 1	SECTOR 2	LAP TIME		MPH	DIFF	TIME OF DAY
1 -	1:02.214	32.276	1:34.490		75.40	8.695	13:50:53.393
2 -	1:00.536	30.682	1:31.218		78.10	5.423	13:52:24.611
3 -	56.681	31.026	1:27.707		81.23	1.912	13:53:52.318
4 -			5:55.716		20.02	4:29.921	13:59:48.034
5 -	1:00.664	33.069	1:33.733		76.00	7.938	14:01:21.767
6 -	59.922	31.491	1:31.413		77.93	5.618	14:02:53.180
7 -	57.278	30.160	1:27.438	(3)	81.48	1.643	14:04:20.618
8 -	***55.904***	***29.891***	***1:25.795***	**(1)**	***83.04***		***14:05:46.413***
9 -	56.418	29.991	1:26.409	(2)	82.45	0.614	14:07:12.822

P10 74 GPF Paul WHITBY Yamaha TZR250 -

IDEAL LAP TIME : 1:25.785 BEST LAP TIME : 1:25.913 DIFFERENCE : 0.128

LAP	SECTOR 1	SECTOR 2	LAP TIME	MPH	DIFF	TIME OF DAY

Weather / Track : Bright / Dry

Donington Park National
Circuit Length = 1.9790 miles
Start: 13:48 Flag 14:06 End: 14:07

BMCRC - MRO Championships 2018 - Rnd 5 @ Donington Park

Team Green Junior Cup & Senior 300 & Blue Haze GP

QUALIFYING - SECTOR ANALYSIS

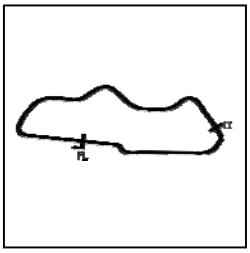

SECTOR 1 = FL to I1, SECTOR 2 = I1 to FL, DIFF = Difference To Personal Best Lap, P = Crossed Finish Line in Pit Lane, D = Time Disallowed

1 -	1:02.340	32.161	1:34.501		75.39	8.588	13:50:29.321
2 -	58.258	31.282	1:29.540		79.56	3.627	13:51:58.861
3 -	57.151	30.618	1:27.769		81.17	1.856	13:53:26.630
4 -	57.006	30.385	1:27.391		81.52	1.478	13:54:54.021
5 -	1:05.099		4:49.502		24.60	3:23.589	13:59:43.523
6 -	58.416	30.685	1:29.101		79.96	3.188	14:01:12.624
7 -	56.723	31.749	1:28.472		80.52	2.559	14:02:41.096
8 -	56.004	30.875	1:26.879	(3)	82.00	0.966	14:04:07.975
9 -	55.748	***30.165***	***1:25.913***	**(1)**	***82.92***		***14:05:33.888***
10 -	***55.620***	30.370	1:25.990	(2)	82.85	0.077	14:06:59.878

P11 20 S Kai DICKINSON Kawasaki - www.docklandsriders.org.uk

IDEAL LAP TIME : 1:26.343 BEST LAP TIME : 1:26.350 DIFFERENCE : 0.007

LAP	SECTOR 1	SECTOR 2	LAP TIME		MPH	DIFF	TIME OF DAY
1 -			1:36.799		73.60	10.449	13:51:36.863
2 -			1:32.115		77.34	5.765	13:53:08.978
3 -			1:27.733		81.20	1.383	13:54:36.711
4 -	58.490		5:48.311		20.45	4:21.961	14:00:25.022
5 -	1:05.414	31.390	1:36.804		73.59	10.454	14:02:01.826
6 -	56.190	***30.288***	1:26.478	**(2)**	82.38	0.128	14:03:28.304
7 -	56.747	30.517	1:27.264	**(3)**	81.64	0.914	14:04:55.568
8 -	***56.055***	30.295	***1:26.350***	**(1)**	***82.50***		***14:06:21.918***

P12 86 S Jamie KELMAN Kawasaki - Fastlane motorcycles

IDEAL LAP TIME : 1:26.249 BEST LAP TIME : 1:26.368 DIFFERENCE : 0.119

LAP	SECTOR 1	SECTOR 2	LAP TIME		MPH	DIFF	TIME OF DAY
1 -			1:29.581		79.53	3.213	13:51:06.038
2 -	58.855	31.453	1:30.308		78.89	3.940	13:52:36.346
3 -	58.155	30.951	1:29.106		79.95	2.738	13:54:05.452
4 -			5:44.672		20.67	4:18.304	13:59:50.124
5 -	58.079	31.965	1:30.044		79.12	3.676	14:01:20.168
6 -	56.987	30.695	1:27.682		81.25	1.314	14:02:47.850
7 -	56.564	30.540	1:27.104	**(3)**	81.79	0.736	14:04:14.954
8 -	***55.871***	30.497	***1:26.368***	**(1)**	***82.49***		***14:05:41.322***
9 -	56.156	***30.378***	1:26.534	**(2)**	82.33	0.166	14:07:07.856

P13 55 GPF Nick COOPER Aprilia RS 250 MK2 - Skint Racing - Wemoto.com and Mr Spotc

IDEAL LAP TIME : 1:26.675 BEST LAP TIME : 1:26.675 DIFFERENCE : 0.000

LAP	SECTOR 1	SECTOR 2	LAP TIME		MPH	DIFF	TIME OF DAY
1 -	1:08.002	37.501	1:45.503		67.53	18.828	13:51:30.050
2 -	59.384	30.973	1:30.357		78.84	3.682	13:53:00.407
3 -	59.546	31.129	1:30.675		78.57	4.000	13:54:31.082
4 -	1:04.544		5:12.641		22.78	3:45.966	13:59:43.723
5 -	1:01.362	31.217	1:32.579		76.95	5.904	14:01:16.302
6 -	59.031	30.544	1:29.575		79.53	2.900	14:02:45.877
7 -	58.261	30.254	1:28.515	**(3)**	80.49	1.840	14:04:14.392
8 -	57.196	30.749	1:27.945	**(2)**	81.01	1.270	14:05:42.337
9 -	***56.633***	***30.042***	***1:26.675***	**(1)**	***82.19***		***14:07:09.012***

P14 28 S Leon STEWART Kawasaki -

IDEAL LAP TIME : 1:27.316 BEST LAP TIME : 1:27.316 DIFFERENCE : 0.000

LAP	SECTOR 1	SECTOR 2	LAP TIME		MPH	DIFF	TIME OF DAY
1 -	OUTLAP	33.389	1:46.781		66.72	19.465	13:53:45.397
2 -			5:54.468		20.09	4:27.152	13:59:39.865
3 -	58.759	31.270	1:30.029		79.13	2.713	14:01:09.894
4 -	57.038	31.058	1:28.096	**(2)**	80.87	0.780	14:02:37.990
5 -	58.569	31.548	1:30.117		79.05	2.801	14:04:08.107
6 -	57.190	31.276	1:28.466	**(3)**	80.53	1.150	14:05:36.573
7 -	***56.425***	***30.891***	***1:27.316***	**(1)**	***81.59***		***14:07:03.889***

Weather / Track : Bright / Dry

Donington Park National
Circuit Length = 1.9790 miles
Start: 13:48 Flag 14:06 End: 14:07

BMCRC - MRO Championships 2018 - Rnd 5 @ Donington Park

Team Green Junior Cup & Senior 300 & Blue Haze GP

QUALIFYING - SECTOR ANALYSIS

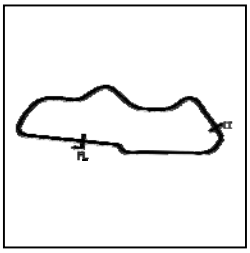

SECTOR 1 = FL to I1, SECTOR 2 = I1 to FL, DIFF = Difference To Personal Best Lap, P = Crossed Finish Line in Pit Lane, D = Time Disallowed

P15 15 GPF Max HOUSE Yamaha TZR250 -

IDEAL LAP TIME : 1:27.486 BEST LAP TIME : 1:27.486 DIFFERENCE : 0.000

LAP	SECTOR 1	SECTOR 2	LAP TIME		MPH	DIFF	TIME OF DAY
1 -	1:02.584	32.332	1:34.916		75.06	7.430	13:51:02.649
2 -	1:02.381	31.738	1:34.119		75.69	6.633	13:52:36.768
3 -	59.402	32.283	1:31.685		77.70	4.199	13:54:08.453
4 -	58.949		5:33.389		21.37	4:05.903	13:59:41.842
5 -	59.772	31.422	1:31.194		78.12	3.708	14:01:13.036
6 -	57.540	31.010	1:28.550	(3)	80.45	1.064	14:02:41.586
7 -	57.381	31.461	1:28.842		80.19	1.356	14:04:10.428
8 -	57.397	30.684	1:28.081	(2)	80.88	0.595	14:05:38.509
9 -	***56.900***	***30.586***	***1:27.486***	**(1)**	***81.43***		***14:07:05.995***

P16 99 S Damian ROWLEY Kawasaki -

IDEAL LAP TIME : 1:27.350 BEST LAP TIME : 1:27.559 DIFFERENCE : 0.209

LAP	SECTOR 1	SECTOR 2	LAP TIME		MPH	DIFF	TIME OF DAY
1 -	1:01.883	31.938	1:33.821		75.93	6.262	13:50:26.740
2 -	58.097	31.492	1:29.589		79.52	2.030	13:51:56.329
3 -	57.525	31.115	1:28.640		80.37	1.081	13:53:24.969
4 -	57.186	30.885	1:28.071	(3)	80.89	0.512	13:54:53.040
5 -	1:03.678		4:47.025		24.82	3:19.466	13:59:40.065
6 -	57.756	31.109	1:28.865		80.17	1.306	14:01:08.930
7 -	56.766	31.422	1:28.188		80.78	0.629	14:02:37.118
8 -	59.225	31.493	1:30.718		78.53	3.159	14:04:07.836
9 -	***56.628***	30.931	***1:27.559***	**(1)**	***81.36***		***14:05:35.395***
10 -	56.837	***30.722***	***1:27.559***	**(1)**	***81.36***		***14:07:02.954***

P17 29 S Charlie STONE Kawasaki -

IDEAL LAP TIME : 1:27.246 BEST LAP TIME : 1:27.576 DIFFERENCE : 0.330

LAP	SECTOR 1	SECTOR 2	LAP TIME		MPH	DIFF	TIME OF DAY
1 -	57.452	31.432	1:28.884		80.15	1.308	13:54:40.981
2 -	1:02.469		5:06.214		23.26	3:38.638	13:59:47.195
3 -	1:02.501	31.883	1:34.384		75.48	6.808	14:01:21.579
4 -	57.070	30.778	1:27.848	(3)	81.10	0.272	14:02:49.427
5 -	57.274	31.460	1:28.734		80.29	1.158	14:04:18.161
6 -	56.818	***30.758***	***1:27.576***	**(1)**	***81.35***		***14:05:45.737***
7 -	***56.488***	31.200	1:27.688	**(2)**	81.24	0.112	14:07:13.425

P18 9 S Graham HAW Kawasaki - Graham Haw Joinery

IDEAL LAP TIME : 1:27.586 BEST LAP TIME : 1:27.586 DIFFERENCE : 0.000

LAP	SECTOR 1	SECTOR 2	LAP TIME		MPH	DIFF	TIME OF DAY
1 -	OUTLAP	33.471	1:45.078		67.80	17.492	13:53:04.928
2 -	59.675	32.115	1:31.790		77.61	4.204	13:54:36.718
3 -	OUTLAP	IN PIT	6:26.856	**P**	18.41	4:59.270	14:01:03.574
4 -	OUTLAP	31.491	1:42.721		69.35	15.135	14:02:46.295
5 -	58.337	30.929	1:29.266	(3)	79.81	1.680	14:04:15.561
6 -	***56.837***	***30.749***	***1:27.586***	**(1)**	***81.34***		***14:05:43.147***
7 -	57.577	30.755	1:28.332	**(2)**	80.65	0.746	14:07:11.479

P19 861 J Owen JENNER Kawasaki -

IDEAL LAP TIME : 1:28.051 BEST LAP TIME : 1:28.051 DIFFERENCE : 0.000

LAP	SECTOR 1	SECTOR 2	LAP TIME	MPH	DIFF	TIME OF DAY
1 -			1:39.153	71.85	11.102	13:50:33.597
2 -			1:32.864	76.72	4.813	13:52:06.461
3 -			1:30.575	78.66	2.524	13:53:37.036
4 -			1:31.538	77.83	3.487	13:55:08.574
5 -	1:18.361		4:37.499	25.67	3:09.448	13:59:46.073
6 -	1:00.757	32.166	1:32.923	76.67	4.872	14:01:18.996
7 -	58.639	31.123	1:29.762	79.37	1.711	14:02:48.758

Weather / Track : Bright / Dry

Donington Park National
Circuit Length = 1.9790 miles
Start: 13:48 Flag 14:06 End: 14:07

BMCRC - MRO Championships 2018 - Rnd 5 @ Donington Park

Team Green Junior Cup & Senior 300 & Blue Haze GP

QUALIFYING - SECTOR ANALYSIS

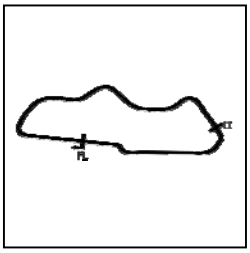

SECTOR 1 = FL to I1, SECTOR 2 = I1 to FL, DIFF = Difference To Personal Best Lap, P = Crossed Finish Line in Pit Lane, D = Time Disallowed

8 -	57.690	31.103	1:28.793	(3)	80.23	0.742	14:04:17.551
9 -	57.608	31.061	1:28.669	(2)	80.35	0.618	14:05:46.220
10 -	***57.326***	***30.725***	***1:28.051***	**(1)**	***80.91***		***14:07:14.271***

P20 4 J James DUTTON Kawasaki -

IDEAL LAP TIME : 1:28.567 BEST LAP TIME : 1:28.708 DIFFERENCE : 0.141

LAP	SECTOR 1	SECTOR 2	LAP TIME		MPH	DIFF	TIME OF DAY
1 -	OUTLAP	32.255	1:37.318		73.20	8.610	13:53:08.556
2 -	59.404	31.403	1:30.807		78.45	2.099	13:54:39.363
3 -	1:03.017		5:11.964		22.83	3:43.256	13:59:51.327
4 -	59.833	34.027	1:33.860		75.90	5.152	14:01:25.187
5 -	58.288	31.495	1:29.783		79.35	1.075	14:02:54.970
6 -	***57.864***	31.258	1:29.122	**(2)**	79.94	0.414	14:04:24.092
7 -	58.028	31.203	1:29.231	**(3)**	79.84	0.523	14:05:53.323
8 -	58.005	***30.703***	***1:28.708***	**(1)**	***80.31***		***14:07:22.031***

P21 888 S Jeff MORRIS Kawasaki -

IDEAL LAP TIME : 1:28.469 BEST LAP TIME : 1:28.742 DIFFERENCE : 0.273

LAP	SECTOR 1	SECTOR 2	LAP TIME		MPH	DIFF	TIME OF DAY
1 -	OUTLAP	34.088	1:44.218		68.36	15.476	13:53:19.219
2 -	59.924	31.872	1:31.796		77.61	3.054	13:54:51.015
3 -	1:04.768		4:56.419		24.03	3:27.677	13:59:47.434
4 -	59.879	32.171	1:32.050		77.39	3.308	14:01:19.484
5 -	57.474	31.592	1:29.066	**(3)**	79.99	0.324	14:02:48.550
6 -	58.499	***31.389***	1:29.888		79.26	1.146	14:04:18.438
7 -	***57.080***	31.662	***1:28.742***	**(1)**	***80.28***		***14:05:47.180***
8 -	57.325	31.557	1:28.882	**(2)**	80.15	0.140	14:07:16.062

P22 38 S Bob COUCHMAN Kawasaki - Pinky Janey

IDEAL LAP TIME : 1:29.292 BEST LAP TIME : 1:29.292 DIFFERENCE : 0.000

LAP	SECTOR 1	SECTOR 2	LAP TIME		MPH	DIFF	TIME OF DAY
1 -			1:36.566		73.78	7.274	13:50:34.333
2 -			1:34.036		75.76	4.744	13:52:08.369
3 -			1:32.906		76.68	3.614	13:53:41.275
4 -			6:04.813		19.52	4:35.521	13:59:46.088
5 -			1:34.300		75.55	5.008	14:01:20.388
6 -	58.478	31.934	1:30.412	**(3)**	78.80	1.120	14:02:50.800
7 -	***57.644***	***31.648***	***1:29.292***	**(1)**	***79.79***		***14:04:20.092***
8 -	58.284	32.136	1:30.420		78.79	1.128	14:05:50.512
9 -	57.780	31.759	1:29.539	**(2)**	79.57	0.247	14:07:20.051

P23 6 S Martin COOPER Kawasaki -

IDEAL LAP TIME : 1:29.458 BEST LAP TIME : 1:29.458 DIFFERENCE : 0.000

LAP	SECTOR 1	SECTOR 2	LAP TIME		MPH	DIFF	TIME OF DAY
1 -	1:03.564	32.962	1:36.526		73.81	7.068	13:50:32.239
2 -	1:00.143	32.680	1:32.823		76.75	3.365	13:52:05.062
3 -	59.116	31.862	1:30.978		78.31	1.520	13:53:36.040
4 -	59.894	32.314	1:32.208		77.26	2.750	13:55:08.248
5 -	1:16.477		4:40.130		25.43	3:10.672	13:59:48.378
6 -	1:00.989	32.098	1:33.087		76.53	3.629	14:01:21.465
7 -	58.890	31.427	1:30.317	**(3)**	78.88	0.859	14:02:51.782
8 -	59.099	31.601	1:30.700		78.55	1.242	14:04:22.482
9 -	58.444	31.631	1:30.075	**(2)**	79.09	0.617	14:05:52.557
10 -	***58.177***	***31.281***	***1:29.458***	**(1)**	***79.64***		***14:07:22.015***

P24 67 S Tony MORRIS Kawasaki - Chippy racing team

IDEAL LAP TIME : 1:29.176 BEST LAP TIME : 1:29.471 DIFFERENCE : 0.295

LAP	SECTOR 1	SECTOR 2	LAP TIME		MPH	DIFF	TIME OF DAY
1 -	1:03.623	33.053	1:36.676		73.69	7.205	13:50:39.467

Weather / Track : Bright / Dry

Donington Park National
Circuit Length = 1.9790 miles
Start: 13:48 Flag 14:06 End: 14:07

BMCRC - MRO Championships 2018 - Rnd 5 @ Donington Park

Team Green Junior Cup & Senior 300 & Blue Haze GP

QUALIFYING - SECTOR ANALYSIS

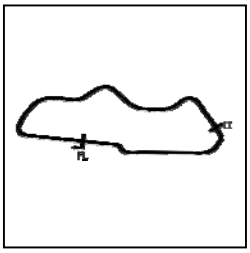

SECTOR 1 = FL to I1, SECTOR 2 = I1 to FL, DIFF = Difference To Personal Best Lap, P = Crossed Finish Line in Pit Lane, D = Time Disallowed

2 -	1:00.245	32.963	1:33.208		76.43	3.737	13:52:12.675
3 -	59.028	***31.455***	1:30.483		78.74	1.012	13:53:43.158
4 -			5:57.193		19.94	4:27.722	13:59:40.351
5 -	59.576	32.338	1:31.914		77.51	2.443	14:01:12.265
6 -	57.849	31.898	1:29.747		79.38	0.276	14:02:42.012
7 -	58.084	31.518	1:29.602	**(2)**	79.51	0.131	14:04:11.614
8 -	***57.721***	31.750	***1:29.471***	**(1)**	***79.63***		***14:05:41.085***
9 -	58.041	31.655	1:29.696	**(3)**	79.43	0.225	14:07:10.781

P25 65 S Konrad BREESE Kawasaki -

IDEAL LAP TIME : BEST LAP TIME : 1:29.754 DIFFERENCE :

LAP	SECTOR 1	SECTOR 2	LAP TIME		MPH	DIFF	TIME OF DAY
1 -			1:38.643		72.22	8.889	13:51:25.039
2 -			1:32.990		76.61	3.236	13:52:58.029
3 -			1:31.387	**(3)**	77.96	1.633	13:54:29.416
4 -			5:22.466		22.09	3:52.712	13:59:51.882
5 -		***IN PIT***	1:39.183	**P**	71.83	9.429	14:01:31.065
6 -			2:53.617		41.03	1:23.863	14:04:24.683
7 -			1:30.292	**(2)**	78.90	0.538	14:05:54.975
8 -			***1:29.754***	**(1)**	***79.37***		***14:07:24.729***

P26 66 S Nick FORD Kawasaki -

IDEAL LAP TIME : 1:29.965 BEST LAP TIME : 1:29.965 DIFFERENCE : 0.000

LAP	SECTOR 1	SECTOR 2	LAP TIME		MPH	DIFF	TIME OF DAY
1 -	1:02.682	33.345	1:36.027		74.19	6.062	13:51:00.602
2 -	1:01.419	32.708	1:34.127		75.69	4.162	13:52:34.729
3 -	1:01.025	34.018	1:35.043		74.96	5.078	13:54:09.772
4 -	1:00.041		6:10.761		19.21	4:40.796	14:00:20.533
5 -	1:03.827	34.977	1:38.804		72.10	8.839	14:01:59.337
6 -	***58.691***	***31.274***	***1:29.965***	**(1)**	***79.19***		***14:03:29.302***
7 -	59.023	33.656	1:32.679	**(3)**	76.87	2.714	14:05:01.981
8 -	58.749	31.548	1:30.297	**(2)**	78.90	0.332	14:06:32.278

P27 76 GPF Kevin HIGERTY Yamaha TZR250 - Aitch Racing

IDEAL LAP TIME : 1:30.007 BEST LAP TIME : 1:30.007 DIFFERENCE : 0.000

LAP	SECTOR 1	SECTOR 2	LAP TIME		MPH	DIFF	TIME OF DAY
1 -	1:06.613	33.351	1:39.964		71.27	9.957	13:51:43.433
2 -	1:01.223	34.029	1:35.252		74.79	5.245	13:53:18.685
3 -	58.888	32.194	1:31.082		78.22	1.075	13:54:49.767
4 -	1:05.290		5:09.494		23.02	3:39.487	13:59:59.261
5 -	1:00.589	31.801	1:32.390		77.11	2.383	14:01:31.651
6 -	58.519	32.430	1:30.949	**(3)**	78.33	0.942	14:03:02.600
7 -	***58.297***	***31.710***	***1:30.007***	**(1)**	***79.15***		***14:04:32.607***
8 -	58.345	31.790	1:30.135	**(2)**	79.04	0.128	14:06:02.742

P28 22 S Samuel SMYTH Kawasaki -

IDEAL LAP TIME : 1:30.547 BEST LAP TIME : 1:30.547 DIFFERENCE : 0.000

LAP	SECTOR 1	SECTOR 2	LAP TIME		MPH	DIFF	TIME OF DAY
1 -	OUTLAP		6:08.755		19.32	4:38.208	14:00:03.381
2 -	1:03.943	34.168	1:38.111		72.61	7.564	14:01:41.492
3 -	1:00.653	32.524	1:33.177	**(3)**	76.46	2.630	14:03:14.669
4 -	59.987	32.244	1:32.231	**(2)**	77.24	1.684	14:04:46.900
5 -	***58.836***	***31.711***	***1:30.547***	**(1)**	***78.68***		***14:06:17.447***

P29 21 GPF Ben HUNTER Yamaha RD350LC -

IDEAL LAP TIME : 1:30.879 BEST LAP TIME : 1:30.879 DIFFERENCE : 0.000

LAP	SECTOR 1	SECTOR 2	LAP TIME		MPH	DIFF	TIME OF DAY
1 -	***59.843***	***31.036***	***1:30.879***	**(1)**	***78.39***		***13:50:50.145***
2 -	1:14.966	IN PIT	2:03.891	**P**	57.50	33.012	13:52:54.036

Weather / Track : Bright / Dry

Donington Park National
Circuit Length = 1.9790 miles
Start: 13:48 Flag 14:06 End: 14:07

BMCRC - MRO Championships 2018 - Rnd 5 @ Donington Park

Team Green Junior Cup & Senior 300 & Blue Haze GP

QUALIFYING - SECTOR ANALYSIS

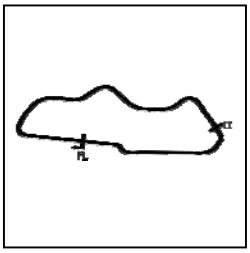

SECTOR 1 = FL to I1, SECTOR 2 = I1 to FL, DIFF = Difference To Personal Best Lap, P = Crossed Finish Line in Pit Lane, D = Time Disallowed

P30 61 GPF Ian READ — Suzuki RGT460 - MiMS Racing, Discountbikespares.co.uk

IDEAL LAP TIME : 1:31.396 BEST LAP TIME : 1:31.894 DIFFERENCE : 0.498

LAP	SECTOR 1	SECTOR 2	LAP TIME		MPH	DIFF	TIME OF DAY
1 -	1:01.930	32.288	1:34.218		75.61	2.324	13:51:41.271
2 -	1:00.451	32.479	1:32.930	(3)	76.66	1.036	13:53:14.201
3 -	59.867	32.202	1:32.069	(2)	77.38	0.175	13:54:46.270
4 -	1:04.091		5:17.335		22.45	3:45.441	14:00:03.605
5 -	1:01.035	32.570	1:33.605		76.11	1.711	14:01:37.210
6 -	1:00.448	32.484	1:32.932		76.66	1.038	14:03:10.142
7 -	59.569	32.325	***1:31.894***	**(1)**	***77.53***		***14:04:42.036***
8 -	***59.421***	***31.975***	~~1:31.396~~	**D**	77.95		14:06:13.432

P31 17 GPF David PATERSON — Yamaha TZR250 - Lots of overtime

IDEAL LAP TIME : 1:31.029 BEST LAP TIME : 1:31.929 DIFFERENCE : 0.900

LAP	SECTOR 1	SECTOR 2	LAP TIME		MPH	DIFF	TIME OF DAY
1 -	1:02.396	32.295	1:34.691		75.24	2.762	13:50:29.852
2 -	59.866	32.063	***1:31.929***	**(1)**	***77.50***		***13:52:01.781***
3 -	1:00.742	32.106	1:32.848		76.73	0.919	13:53:34.629
4 -	1:01.104	31.572	1:32.676		76.87	0.747	13:55:07.305
5 -	1:14.690		4:54.827		24.16	3:22.898	14:00:02.132
6 -	1:01.162	***31.326***	1:32.488	(3)	77.03	0.559	14:01:34.620
7 -	1:01.826	32.962	1:34.788		75.16	2.859	14:03:09.408
8 -	***59.703***	32.511	1:32.214	(2)	77.26	0.285	14:04:41.622
9 -	1:00.717	32.466	1:33.183		76.45	1.254	14:06:14.805

P32 60 GPF Daniel GOUGH — Yamaha TZR 250 - G Force Motorcycles

IDEAL LAP TIME : 1:31.456 BEST LAP TIME : 1:31.939 DIFFERENCE : 0.483

LAP	SECTOR 1	SECTOR 2	LAP TIME		MPH	DIFF	TIME OF DAY
1 -	1:03.040	32.768	1:35.808		74.36	3.869	13:51:58.380
2 -	1:00.429	***32.057***	1:32.486	(2)	77.03	0.547	13:53:30.866
3 -	***59.399***	32.540	***1:31.939***	**(1)**	***77.49***		***13:55:02.805***
4 -	1:12.756		4:56.228		24.05	3:24.289	13:59:59.033
5 -	1:02.716	32.331	1:35.047		74.95	3.108	14:01:34.080
6 -	1:00.995	32.434	1:33.429		76.25	1.490	14:03:07.509
7 -	1:01.165	32.647	1:33.812		75.94	1.873	14:04:41.321
8 -	1:00.685	32.533	1:33.218	(3)	76.42	1.279	14:06:14.539

P33 88 S David COURT — Kawasaki -

IDEAL LAP TIME : 1:32.198 BEST LAP TIME : 1:32.204 DIFFERENCE : 0.006

LAP	SECTOR 1	SECTOR 2	LAP TIME		MPH	DIFF	TIME OF DAY
1 -	1:03.887	33.465	1:37.352		73.18	5.148	13:50:34.067
2 -	1:01.012	32.712	1:33.724		76.01	1.520	13:52:07.791
3 -	1:00.005	32.753	1:32.758	(3)	76.80	0.554	13:53:40.549
4 -			6:06.534		19.43	4:34.330	13:59:47.083
5 -	1:01.054	32.713	1:33.767		75.98	1.563	14:01:20.850
6 -	1:00.331	33.150	1:33.481		76.21	1.277	14:02:54.331
7 -	59.991	***32.510***	1:32.501	(2)	77.02	0.297	14:04:26.832
8 -	***59.688***	32.516	***1:32.204***	**(1)**	***77.27***		***14:05:59.036***
9 -	1:00.448	33.401	1:33.849		75.91	1.645	14:07:32.885

P34 23 J Joe ELLIS — Kawasaki -

IDEAL LAP TIME : 1:32.284 BEST LAP TIME : 1:32.284 DIFFERENCE : 0.000

LAP	SECTOR 1	SECTOR 2	LAP TIME		MPH	DIFF	TIME OF DAY
1 -	1:04.944	34.850	1:39.794		71.39	7.510	13:51:40.151
2 -	1:03.397	35.297	1:38.694		72.18	6.410	13:53:18.845
3 -	1:01.787	33.537	1:35.324		74.74	3.040	13:54:54.169
4 -	1:07.664		5:31.130		21.51	3:58.846	14:00:25.299
5 -	1:04.373	34.297	1:38.670		72.20	6.386	14:02:03.969
6 -	1:01.405	33.328	1:34.733	(3)	75.20	2.449	14:03:38.702

Weather / Track : Bright / Dry

Donington Park National
Circuit Length = 1.9790 miles
Start: 13:48 Flag 14:06 End: 14:07

BMCRC - MRO Championships 2018 - Rnd 5 @ Donington Park

Team Green Junior Cup & Senior 300 & Blue Haze GP

QUALIFYING - SECTOR ANALYSIS

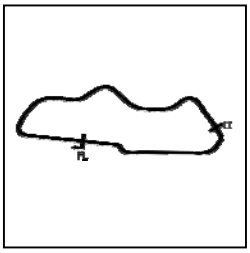

SECTOR 1 = FL to I1, SECTOR 2 = I1 to FL, DIFF = Difference To Personal Best Lap, P = Crossed Finish Line in Pit Lane, D = Time Disallowed

7 -	1:00.662	33.052	1:33.714	(2)	76.02	1.430	14:05:12.416
8 -	***59.783***	***32.501***	***1:32.284***	**(1)**	***77.20***		***14:06:44.700***

P35 5 S Tom STEVENS Kawasaki -

IDEAL LAP TIME : 1:33.136 BEST LAP TIME : 1:33.136 DIFFERENCE : 0.000

LAP	SECTOR 1	SECTOR 2	LAP TIME		MPH	DIFF	TIME OF DAY
1 -	OUTLAP	35.814	2:02.279		58.26	29.143	13:54:10.137
2 -	1:06.164		5:54.543		20.09	4:21.407	14:00:04.680
3 -	1:05.354	33.729	1:39.083		71.90	5.947	14:01:43.763
4 -	1:02.084	33.302	1:35.386	(3)	74.69	2.250	14:03:19.149
5 -	1:01.505	33.478	1:34.983	(2)	75.00	1.847	14:04:54.132
6 -	***1:00.596***	***32.540***	***1:33.136***	**(1)**	***76.49***		***14:06:27.268***

P36 14 GP Roger MARSH Yamaha TZ250A -

IDEAL LAP TIME : 1:27.508 BEST LAP TIME : 1:34.073 DIFFERENCE : 6.565

LAP	SECTOR 1	SECTOR 2	LAP TIME		MPH	DIFF	TIME OF DAY
1 -	1:06.788	32.877	1:39.665		71.48	5.592	13:51:05.699
2 -	1:02.457	32.198	1:34.655	(2)	75.26	0.582	13:52:40.354
3 -	1:01.886	32.187	***1:34.073***	**(1)**	***75.73***		***13:54:14.427***
4 -	1:02.242		5:50.511		20.32	4:16.438	14:00:04.938
5 -	1:04.555	***30.225***	1:34.780	(3)	75.17	0.707	14:01:39.718

P37 48 S Kevin SABBARTON Kawasaki -

IDEAL LAP TIME : 1:35.124 BEST LAP TIME : 1:35.124 DIFFERENCE : 0.000

LAP	SECTOR 1	SECTOR 2	LAP TIME		MPH	DIFF	TIME OF DAY
1 -	1:12.644	35.703	1:48.347		65.75	13.223	13:50:50.411
2 -	1:06.372	34.884	1:41.256		70.36	6.132	13:52:31.667
3 -	1:04.610	34.404	1:39.014		71.95	3.890	13:54:10.681
4 -	1:05.919		5:53.840		20.13	4:18.716	14:00:04.521
5 -	1:07.448	34.647	1:42.095		69.78	6.971	14:01:46.616
6 -	1:04.204	34.119	1:38.323	(3)	72.46	3.199	14:03:24.939
7 -	1:03.007	34.460	1:37.467	(2)	73.09	2.343	14:05:02.406
8 -	***1:01.497***	***33.627***	***1:35.124***	**(1)**	***74.89***		***14:06:37.530***

P38 43 S Colin HALL Kawasaki -

IDEAL LAP TIME : 1:35.137 BEST LAP TIME : 1:35.137 DIFFERENCE : 0.000

LAP	SECTOR 1	SECTOR 2	LAP TIME		MPH	DIFF	TIME OF DAY
1 -	OUTLAP		1:58.437		60.15	23.300	13:52:43.205
2 -	1:03.638	33.719	1:37.357		73.18	2.220	13:54:20.562
3 -	1:06.260		5:40.369		20.93	4:05.232	14:00:00.931
4 -	1:03.807	33.899	1:37.706		72.91	2.569	14:01:38.637
5 -	1:03.031	33.954	1:36.985	(2)	73.46	1.848	14:03:15.622
6 -	***1:01.617***	***33.520***	***1:35.137***	**(1)**	***74.88***		***14:04:50.759***
7 -	1:03.202	33.966	1:37.168	(3)	73.32	2.031	14:06:27.927

P39 44 S Duane SUTCH Kawasaki - Shawell Tuning and Racing Serv

IDEAL LAP TIME : 1:35.232 BEST LAP TIME : 1:35.232 DIFFERENCE : 0.000

LAP	SECTOR 1	SECTOR 2	LAP TIME		MPH	DIFF	TIME OF DAY
1 -			1:42.489		69.51	7.257	13:51:01.326
2 -			1:42.012		69.84	6.780	13:52:43.338
3 -			1:35.323	(2)	74.74	0.091	13:54:18.661
4 -	1:04.105		5:53.732		20.14	4:18.500	14:00:12.393
5 -	1:04.362	34.582	1:38.944		72.00	3.712	14:01:51.337
6 -	***1:02.118***	***33.114***	***1:35.232***	**(1)**	***74.81***		***14:03:26.569***
7 -	1:02.903	33.625	1:36.528		73.80	1.296	14:05:03.097
8 -	1:02.234	33.752	1:35.986	(3)	74.22	0.754	14:06:39.083

Weather / Track : Bright / Dry

Donington Park National
Circuit Length = 1.9790 miles
Start: 13:48 Flag 14:06 End: 14:07

BMCRC - MRO Championships 2018 - Rnd 5 @ Donington Park

Team Green Junior Cup & Senior 300 & Blue Haze GP

QUALIFYING - SECTOR ANALYSIS

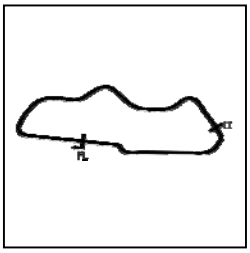

SECTOR 1 = FL to I1, SECTOR 2 = I1 to FL, DIFF = Difference To Personal Best Lap, P = Crossed Finish Line in Pit Lane, D = Time Disallowed

P40 30 S Malcolm HOWELL Kawasaki -

IDEAL LAP TIME : 1:35.323 BEST LAP TIME : 1:35.465 DIFFERENCE : 0.142

LAP	SECTOR 1	SECTOR 2	LAP TIME	MPH	DIFF	TIME OF DAY
1 -	1:04.022	34.229	1:38.251	72.51	2.786	13:51:16.086
2 -	1:02.391	***33.421***	1:35.812 **(2)**	74.36	0.347	13:52:51.898
3 -	1:02.508	33.450	1:35.958 **(3)**	74.24	0.493	13:54:27.856
4 -	1:06.226		5:49.541	20.38	4:14.076	14:00:17.397
5 -	1:03.037	34.697	1:37.734	72.89	2.269	14:01:55.131
6 -	***1:01.902***	33.563	***1:35.465*** **(1)**	***74.63***		***14:03:30.596***
7 -	1:06.108	34.942	1:41.050	70.50	5.585	14:05:11.646
8 -	1:03.898	33.599	1:37.497	73.07	2.032	14:06:49.143

P41 122 S Paul WILSON Kawasaki -

IDEAL LAP TIME : 1:35.835 BEST LAP TIME : 1:36.127 DIFFERENCE : 0.292

LAP	SECTOR 1	SECTOR 2	LAP TIME	MPH	DIFF	TIME OF DAY
1 -	1:07.862	35.628	1:43.490	68.84	7.363	13:51:26.410
2 -	1:04.538	34.017	1:38.555	72.29	2.428	13:53:04.965
3 -	1:04.014	***33.296***	1:37.310 **(2)**	73.21	1.183	13:54:42.275
4 -	1:07.007		5:24.204	21.97	3:48.077	14:00:06.479
5 -	1:05.883	34.716	1:40.599	70.82	4.472	14:01:47.078
6 -	1:04.029	34.225	1:38.254 **(3)**	72.51	2.127	14:03:25.332
7 -	1:04.326	33.942	1:38.268	72.50	2.141	14:05:03.600
8 -	***1:02.539***	33.588	***1:36.127*** **(1)**	***74.11***		***14:06:39.727***

P42 169 GPF Mark ELLERAY Yamaha TZR250 - Abbot Solutions Ltd

IDEAL LAP TIME : 1:36.184 BEST LAP TIME : 1:36.184 DIFFERENCE : 0.000

LAP	SECTOR 1	SECTOR 2	LAP TIME	MPH	DIFF	TIME OF DAY
1 -	1:09.209	35.526	1:44.735	68.02	8.551	13:50:49.263
2 -	1:07.294	35.088	1:42.382	69.58	6.198	13:52:31.645
3 -	1:06.378	46.879	1:53.257	62.90	17.073	13:54:24.902
4 -	1:08.356		5:37.891	21.08	4:01.707	14:00:02.793
5 -	1:08.897	34.719	1:43.616	68.76	7.432	14:01:46.409
6 -	1:04.166	34.240	1:38.406 **(3)**	72.40	2.222	14:03:24.815
7 -	1:03.114	34.714	1:37.828 **(2)**	72.82	1.644	14:05:02.643
8 -	***1:02.359***	***33.825***	***1:36.184*** **(1)**	***74.07***		***14:06:38.827***

P43 30 GPF Neil HEWSON Suzuki RGV250 -

IDEAL LAP TIME : 1:37.045 BEST LAP TIME : 1:37.171 DIFFERENCE : 0.126

LAP	SECTOR 1	SECTOR 2	LAP TIME	MPH	DIFF	TIME OF DAY
1 -	1:06.637	34.787	1:41.424 **(3)**	70.24	4.253	13:50:51.681
2 -	1:05.508	***34.358***	1:39.866 **(2)**	71.34	2.695	13:52:31.547
3 -	***1:02.687***	34.484	***1:37.171*** **(1)**	***73.32***		***13:54:08.718***
4 -	1:12.119		6:02.164	19.67	4:24.993	14:00:10.882

P44 33 J Jarrod WRIGHT Kawasaki - ELP Racing

IDEAL LAP TIME : 1:37.306 BEST LAP TIME : 1:37.416 DIFFERENCE : 0.110

LAP	SECTOR 1	SECTOR 2	LAP TIME	MPH	DIFF	TIME OF DAY
1 -	1:06.269	35.110	1:41.379 **(3)**	70.27	3.963	13:50:40.454
2 -	***1:03.423***	33.993	***1:37.416*** **(1)**	***73.13***		***13:52:17.870***
3 -	1:03.710	***33.883***	1:37.593 **(2)**	73.00	0.177	13:53:55.463
4 -	1:05.473		6:05.360	19.50	4:27.944	14:00:00.823
5 -	1:06.070	IN PIT	2:15.389 **P**	52.62	37.973	14:02:16.212

P45 111 S Trevor REEVE Kawasaki -

IDEAL LAP TIME : 1:38.825 BEST LAP TIME : 1:39.928 DIFFERENCE : 1.103

LAP	SECTOR 1	SECTOR 2	LAP TIME	MPH	DIFF	TIME OF DAY
1 -	1:08.787	36.052	1:44.839	67.95	4.911	13:52:06.242
2 -	1:05.665	***34.709***	1:40.374 **(3)**	70.98	0.446	13:53:46.616

Weather / Track : Bright / Dry

Donington Park National
Circuit Length = 1.9790 miles
Start: 13:48 Flag 14:06 End: 14:07

BMCRC - MRO Championships 2018 - Rnd 5 @ Donington Park

Team Green Junior Cup & Senior 300 & Blue Haze GP

QUALIFYING - SECTOR ANALYSIS

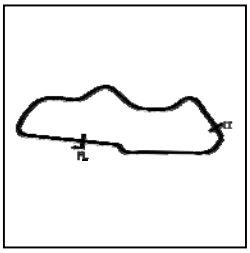

SECTOR 1 = FL to I1, SECTOR 2 = I1 to FL, DIFF = Difference To Personal Best Lap, P = Crossed Finish Line in Pit Lane, D = Time Disallowed

3 -			6:03.672		19.59	4:23.744	13:59:50.288
4 -	1:05.933	35.414	1:41.347		70.29	1.419	14:01:31.635
5 -	1:05.657	34.819	1:40.476		70.90	0.548	14:03:12.111
6 -	***1:04.116***	35.812	***1:39.928***	**(1)**	***71.29***		***14:04:52.039***
7 -	1:04.656	35.573	1:40.229	**(2)**	71.08	0.301	14:06:32.268

Weather / Track : Bright / Dry

Donington Park National
Circuit Length = 1.9790 miles
Start: 13:48 Flag 14:06 End: 14:07

BMCRC - MRO Championships 2018 - Rnd 5 @ Donington Park

Team Green Junior Cup & Senior 300 & Blue Haze GP

QUALIFYING - BEST SECTORS

SECTOR 1

POS	NO	NAME	TIME
1	12	MARTIN	53.486
2	7	FISHWICK	53.651
3	3	BARRETT	54.241
4	81	GRANT	54.332
5	45	MOORE	54.769
6	190	THORNE	55.076
7	125	MILES	55.119
8	70	BURSCOUGH	55.291
9	74	WHITBY	55.620
10	86	KELMAN	55.871
11	101	DAVIES	55.904
12	20	DICKINSON	56.055
13	28	STEWART	56.425
14	29	STONE	56.488
15	99	ROWLEY	56.628
16	55	COOPER	56.633
17	9	HAW	56.837
18	15	HOUSE	56.900
19	888	MORRIS	57.080
20	14	MARSH	57.283
21	861	JENNER	57.326
22	38	COUCHMAN	57.644
23	67	MORRIS	57.721
24	4	DUTTON	57.864
25	6	COOPER	58.177
26	76	HIGERTY	58.297
27	66	FORD	58.691
28	22	SMYTH	58.836
29	60	GOUGH	59.399
30	61	READ	59.421
31	88	COURT	59.688
32	17	PATERSON	59.703
33	23	ELLIS	59.783
34	21	HUNTER	59.843
35	5	STEVENS	1:00.596
36	48	SABBARTON	1:01.497
37	43	HALL	1:01.617
38	30	HOWELL	1:01.902
39	44	SUTCH	1:02.118
40	169	ELLERAY	1:02.359
41	122	WILSON	1:02.539
42	30	HEWSON	1:02.687
43	33	WRIGHT	1:03.423
44	111	REEVE	1:04.116
45			
46			

SECTOR 2

NO	NAME	TIME
12	MARTIN	28.414
7	FISHWICK	29.036
70	BURSCOUGH	29.133
3	BARRETT	29.266
81	GRANT	29.610
125	MILES	29.616
190	THORNE	29.809
101	DAVIES	29.891
55	COOPER	30.042
45	MOORE	30.114
74	WHITBY	30.165
14	MARSH	30.225
20	DICKINSON	30.288
86	KELMAN	30.378
15	HOUSE	30.586
4	DUTTON	30.703
99	ROWLEY	30.722
861	JENNER	30.725
9	HAW	30.749
29	STONE	30.758
28	STEWART	30.891
21	HUNTER	31.036
66	FORD	31.274
6	COOPER	31.281
17	PATERSON	31.326
888	MORRIS	31.389
67	MORRIS	31.455
38	COUCHMAN	31.648
76	HIGERTY	31.710
22	SMYTH	31.711
61	READ	31.975
60	GOUGH	32.057
23	ELLIS	32.501
88	COURT	32.510
5	STEVENS	32.540
44	SUTCH	33.114
122	WILSON	33.296
30	HOWELL	33.421
43	HALL	33.520
48	SABBARTON	33.627
169	ELLERAY	33.825
33	WRIGHT	33.883
30	HEWSON	34.358
111	REEVE	34.709
67	BAILEY	41.859

IDEAL / BEST COMPARISON

			IDEAL	BEST	DIFF
		PERFECT LAP	1:21.900		
1	12	MARTIN	1:21.900	1:22.205	0.305
2	7	FISHWICK	1:22.687	1:22.687	0.000
3	3	BARRETT	1:23.507	1:23.749	0.242
4	81	GRANT	1:23.942	1:24.382	0.440
5	70	BURSCOUGH	1:24.424	1:24.424	0.000
6	125	MILES	1:24.735	1:24.778	0.043
7	45	MOORE	1:24.883	1:24.883	0.000
8	190	THORNE	1:24.885	1:24.885	0.000
9	74	WHITBY	1:25.785	1:25.913	0.128
10	101	DAVIES	1:25.795	1:25.795	0.000
11	86	KELMAN	1:26.249	1:26.368	0.119
12	20	DICKINSON	1:26.343	1:26.350	0.007
13	55	COOPER	1:26.675	1:26.675	0.000
14	29	STONE	1:27.246	1:27.576	0.330
15	28	STEWART	1:27.316	1:27.316	0.000
16	99	ROWLEY	1:27.350	1:27.559	0.209
17	15	HOUSE	1:27.486	1:27.486	0.000
18	14	MARSH	1:27.508	1:34.073	6.565
19	9	HAW	1:27.586	1:27.586	0.000
20	861	JENNER	1:28.051	1:28.051	0.000
21	888	MORRIS	1:28.469	1:28.742	0.273
22	4	DUTTON	1:28.567	1:28.708	0.141
23	67	MORRIS	1:29.176	1:29.471	0.295
24	38	COUCHMAN	1:29.292	1:29.292	0.000
25	6	COOPER	1:29.458	1:29.458	0.000
26	66	FORD	1:29.965	1:29.965	0.000
27	76	HIGERTY	1:30.007	1:30.007	0.000
28	22	SMYTH	1:30.547	1:30.547	0.000
29	21	HUNTER	1:30.879	1:30.879	0.000
30	17	PATERSON	1:31.029	1:31.929	0.900
31	61	READ	1:31.396	1:31.894	0.498
32	60	GOUGH	1:31.456	1:31.939	0.483
33	88	COURT	1:32.198	1:32.204	0.006
34	23	ELLIS	1:32.284	1:32.284	0.000
35	5	STEVENS	1:33.136	1:33.136	0.000
36	48	SABBARTON	1:35.124	1:35.124	0.000
37	43	HALL	1:35.137	1:35.137	0.000
38	44	SUTCH	1:35.232	1:35.232	0.000
39	30	HOWELL	1:35.323	1:35.465	0.142
40	122	WILSON	1:35.835	1:36.127	0.292
41	169	ELLERAY	1:36.184	1:36.184	0.000
42	30	HEWSON	1:37.045	1:37.171	0.126
43	33	WRIGHT	1:37.306	1:37.416	0.110
44	111	REEVE	1:38.825	1:39.928	1.103
45	65	BREESE		1:29.754	

Weather / Track : Bright / Dry

Donington Park National
Circuit Length = 1.9790 miles
Start: 13:48 Flag 14:06 End: 14:07

Results can be found at www.tsl-timing.com

Printed - 14:09 Saturday, 16 June 2018

CHILTON MOTORS LTD
MZ CHAMPIONSHIP

BMCRC - MRO Championships 2018 - Rnd 5 @ Donington Park

Chilton Motors BMZRC 250 MZ & Blue Haze 2-Stroke GP

RACE 11 - GRID (7 Laps)

ROW 16			46 **11** Paul MIDDLETON
ROW 15	45 **67** Mark BAILEY	44 **30** Neil HEWSON	43 **169** Mark ELLERAY
ROW 14	42 **14** Roger MARSH	41 **60** Daniel GOUGH	40 **17** David PATERSON
ROW 13	39 **61** Ian READ	38 **21** Ben HUNTER	37 **76** Kevin HIGERTY
ROW 12	36 **15** Max HOUSE	35 **55** Nick COOPER	34 **74** Paul WHITBY
ROW 11	33 **101** Andrew DAVIES	32 **190** Peter THORNE	31 **45** Peter MOORE
ROW 10	30 **125** Ben MILES	29 **70** Andrew BURSCOUGH	28 **81** Scott GRANT
ROW 9	27 **3** Tom BARRETT	26 **7** Pete FISHWICK	25 **12** Adrian MARTIN
ROW 8	24	23	22
ROW 7	21	20	19 **8** Peter MANNERING
ROW 6	18 **63** Keith BADGER	17 **66** Mark VINCENT	16 **25** Chris CHADDERTON
ROW 5	15 **32** John ASHMEAD	14 **47** Richard FAYERS	13 **56** Russell TURNER
ROW 4	12 **5** Garry SAMETT	11 **113** Liam NEWMAN	10 **23** Brian SKINNER
ROW 3	9 **28** William BROWN	8 **40** Simon SNOWDEN	7 **68** Graham GARRIQUES
ROW 2	6 **22** Simon FINCH	5 **69** Alexander MANN	4 **9** Gary HOWLETT
ROW 1	3 **82** Mark TAYLOR	2 **96** Chris KENT	1 **95** Christopher ROGERS

Pole

Donington Park National
Circuit Length = 1.9790 miles

These results are provisional until the conclusion of any judicial and technical matters.

Clerk Of Course :		Timekeeper :

Results can be found at www.tsl-timing.com

Printed - 14:13 Saturday, 16 June 2018

TSL SPORTS TIMING TIMING SOLUTIONS LTD

MRO

CHILTON MOTORS LTD
MZ CHAMPIONSHIP

BMCRC - MRO Championships 2018 - Rnd 5 @ Donington Park

Chilton Motors BMZRC 250 MZ & Blue Haze 2-Stroke GP

RACE 11 - CLASSIFICATION

POS	NO	CL	PIC	NAME	ENTRY	LAPS	TIME	GAP	DIFF	MPH	BEST	ON
1	12	GP	1	Adrian MARTIN	Yamaha TZ250 - Strategic business development &	7	10:21.029			80.08	1:21.421	7
2	125	GPF	1	Ben MILES	Honda RS125 - Allspeed	7	10:28.975	7.946	7.946	79.07	1:23.154	2
3	81	GPF	2	Scott GRANT	Yamaha TZR250 - SEAGER engineering/ Motaa Cy	7	10:29.219	8.190	0.244	79.04	1:23.278	7
4	70	GPF	3	Andrew BURSCOUGH	Yamaha YPVS 350 - Apollo Tuning	7	10:30.363	9.334	1.144	78.90	1:23.069	7
5	7	GPF	4	Pete FISHWICK	Yamaha TZR250 -	7	10:30.379	9.350	0.016	78.89	1:23.630	6
6	96		1	Chris KENT	MZ - Me, Myself & I	7	10:31.530	10.501	1.151	78.75	1:28.872	7
7	95		2	Christopher ROGERS	MZ - CB Racing	7	10:31.534	10.505	0.004	78.75	1:29.073	5
8	82		3	Mark TAYLOR	MZ - Longhove Contracts	7	10:37.231	16.202	5.697	78.05	1:29.110	5
9	3	GP	2	Tom BARRETT	Honda RS250 -	7	10:39.359	18.330	2.128	77.79	1:23.384	2
10	45	GPF	5	Peter MOORE	Yamaha TZR 250 - Station Garage , Isle of Man	7	10:40.652	19.623	1.293	77.63	1:24.263	6
11	190	GP	3	Peter THORNE	Yamaha TZ250 - Aspire Classic Restorations	7	10:41.738	20.709	1.086	77.50	1:24.837	6
12	101	GPF	6	Andrew DAVIES	Spondon 350 - GIBSON EXHAUSTS	7	10:42.022	20.993	0.284	77.46	1:24.838	6
13	9		4	Gary HOWLETT	MZ - HS Racing	7	10:50.051	29.022	8.029	76.51	1:30.754	2
14	74	GPF	7	Paul WHITBY	Yamaha TZR250 -	7	10:50.151	29.122	0.100	76.49	1:24.872	2
15	69	R	1	Alexander MANN	MZ - HS RACING	7	10:58.160	37.131	8.009	75.56	1:32.943	2
16	21	GPF	8	Ben HUNTER	Yamaha RD350LC -	7	10:59.937	38.908	1.777	75.36	1:27.375	2
17	55	GPF	9	Nick COOPER	Aprilia RS 250 MK2 - Skint Racing - Wemoto.com a	7	11:00.253	39.224	0.316	75.32	1:27.791	7
18	22		5	Simon FINCH	MZ - BlueCloud Projects Ltd	7	11:08.350	47.321	8.097	74.41	1:32.679	4
19	23		6	Brian SKINNER	MZ - Dept. of Work & Pensions	7	11:09.309	48.280	0.959	74.30	1:32.825	7
20	63		7	Keith BADGER	MZ - Bgr racing	7	11:10.214	49.185	0.905	74.20	1:31.915	7
21	40		8	Simon SNOWDEN	MZ - Wheels motorcycles peterborough	7	11:11.139	50.110	0.925	74.10	1:34.204	7
22	68		9	Graham GARRIQUES	MZ -	7	11:14.849	53.820	3.710	73.69	1:34.303	6
23	47		10	Richard FAYERS	MZ -	7	11:18.616	57.587	3.767	73.29	1:34.549	4
24	76	GPF	10	Kevin HIGERTY	Yamaha TZR250 - Aitch Racing	7	11:18.949	57.920	0.333	73.25	1:30.446	5
25	60	GPF	11	Daniel GOUGH	Yamaha TZR 250 - G Force Motorcycles	7	11:20.290	59.261	1.341	73.10	1:29.849	5
26	61	GPF	12	Ian READ	Suzuki RGT460 - MiMS Racing, Discountbikespares	7	11:21.789	1:00.760	1.499	72.94	1:30.915	5
27	113		11	Liam NEWMAN	MZ - Team newman racing	7	11:22.547	1:01.518	0.758	72.86	1:35.138	5
28	28	R	2	William BROWN	MZ -	7	11:24.430	1:03.401	1.883	72.66	1:36.067	4
29	5		12	Garry SAMETT	MZ - smallmouse	7	11:31.625	1:10.596	7.195	71.91	1:37.058	5
30	56		13	Russell TURNER	MZ -	7	11:31.850	1:10.821	0.225	71.88	1:36.632	4
31	66		14	Mark VINCENT	MZ - Putoline	7	11:47.593	1:26.564	15.743	70.28	1:39.543	6
32	17	GPF	13	David PATERSON	Yamaha TZR250 - Lots of overtime	7	11:47.812	1:26.783	0.219	70.26	1:33.560	2
33	25		15	Chris CHADDERTON	MZ -	7	11:59.807	1:38.778	11.995	69.09	1:40.611	4
34	30	GPF	14	Neil HEWSON	Suzuki RGV250 -	6	10:24.001	1 Lap	1 Lap	68.28	1:35.460	6
35	169	GPF	15	Mark ELLERAY	Yamaha TZR250 - Abbot Solutions Ltd	6	10:36.708	1 Lap	12.707	66.92	1:37.955	3
36	67	GPF	16	Mark BAILEY	Yamaha TZR250 - Gforce motorcycles	6	11:47.714	1 Lap	1:11.006	60.20	1:49.278	4

NOT CLASSIFIED

DNF	32	R		John ASHMEAD	MZ -	5	8:32.767	2 Laps	1 Lap	69.20	1:37.904	2
DNF	8			Peter MANNERING	MZ - mbc despatch racing	1	1:59.526	6 Laps	4 Laps	58.46		

FASTEST LAP

12	GP		Adrian MARTIN	Yamaha TZ250 - Strategic business development &	7	1:21.421	87.50 mph	140.82 kph
70	GPF		Andrew BURSCOUGH	Yamaha YPVS 350 - Apollo Tuning	7	1:23.069	85.76 mph	138.02 kph
96			Chris KENT	MZ - Me, Myself & I	7	1:28.872	80.16 mph	129.01 kph
69	R		Alexander MANN	MZ - HS RACING	2	1:32.943	76.65 mph	123.36 kph

Class GP - 92.5% of Race Speed = 74.07 mph
Class GPF - 92.5% of Race Speed = 73.13 mph
Class - 92.5% of Race Speed = 72.84 mph
Class R - 92.5% of Race Speed = 69.89 mph
Weather / Track : Bright / Dry

Donington Park National
Circuit Length = 1.9790 miles
Start: 17:47 Flag 17:57 End: 17:59

These results are provisional until the conclusion of any judicial and technical matters.

Clerk Of Course :		Timekeeper :

Results can be found at www.tsl-timing.com

Printed - 17:59 Saturday, 16 June 2018

TSL SPORTS TIMING TIMING SOLUTIONS LTD

BMCRC - MRO Championships 2018 - Rnd 5 @ Donington Park

Chilton Motors BMZRC 250 MZ & Blue Haze 2-Stroke GP

RACE 11 - LAP CHART

LAP 1 @ 17:48:38.116

NO	BEHIND	LAP TIME	
95		1:33.936	
96	0.153	1:34.089	
82	0.491	1:34.427	
9	2.317	1:36.253	
22	3.191	1:37.127	
69	3.599	1:37.535	
68	5.960	1:39.896	
40	5.964	1:39.900	
47	8.360	1:42.296	
63	8.822	1:42.758	
23	9.134	1:43.070	
28	9.340	1:43.276	
32	10.252	1:44.188	
5	10.690	1:44.626	
56	11.370	1:45.306	
113	11.826	1:45.762	
66	12.778	1:46.714	
25	16.069	1:50.005	
8	25.590	1:59.526	P
12	28.746	2:02.682	
81	29.165	2:03.101	
70	29.502	2:03.438	
7	30.625	2:04.561	
125	31.112	2:05.048	
3	31.942	2:05.878	
190	32.168	2:06.104	
45	33.270	2:07.206	
101	33.764	2:07.700	
74	33.864	2:07.800	
55	34.614	2:08.550	
21	35.249	2:09.185	
60	38.243	2:12.179	
76	38.761	2:12.697	
61	39.400	2:13.336	
17	41.802	2:15.738	
30	44.473	2:18.409	
169	49.580	2:23.516	
67	58.363	2:32.299	

LAP 2 @ 17:50:07.363

NO	BEHIND	LAP TIME
96		1:29.094
95	0.422	1:29.669
82	0.808	1:29.564
9	3.824	1:30.754
69	7.295	1:32.943
22	7.363	1:33.419
40	11.684	1:34.967
23	14.353	1:34.466
63	15.694	1:36.119
68	16.205	1:39.492
28	16.450	1:36.357
47	17.002	1:37.889
32	18.909	1:37.904
5	19.010	1:37.567
113	19.156	1:36.577
56	20.203	1:38.080
66	23.378	1:39.847
12	23.994	1:24.495
70	24.282	1:24.027
81	24.730	1:24.812
125	25.019	1:23.154
7	25.349	1:23.971
3	26.079	1:23.384
190	27.814	1:24.893
25	28.971	1:42.149
45	28.983	1:24.960
74	29.489	1:24.872
101	29.790	1:25.273
21	33.377	1:27.375
55	33.856	1:28.489
60	40.432	1:31.436
76	40.891	1:31.377
61	41.227	1:31.074
17	46.115	1:33.560
30	52.110	1:36.884
169	58.847	1:38.514
67	1:21.805	1:52.689

LAP 3 @ 17:51:37.419

NO	BEHIND	LAP TIME
96		1:30.056
95	0.203	1:29.837
82	0.544	1:29.792
9	6.324	1:32.556
69	10.315	1:33.076
22	11.141	1:33.834
40	16.892	1:35.264
23	19.156	1:34.859
12	20.332	1:26.394
63	20.547	1:34.909
68	20.828	1:34.679
125	20.954	1:25.991
70	21.154	1:26.928
81	21.456	1:26.782
7	21.550	1:26.257
3	22.912	1:26.889
47	23.037	1:36.091
28	23.455	1:37.061
190	24.449	1:26.691
45	25.669	1:26.742
101	25.952	1:26.218
113	26.202	1:37.102
74	27.624	1:28.191
5	28.091	1:39.137
56	29.424	1:39.277
32	30.529	1:41.676
21	32.152	1:28.831
55	33.108	1:29.308
66	35.039	1:41.717
25	40.373	1:41.458
76	42.045	1:31.210
61	43.157	1:31.986
60	43.711	1:33.335
17	51.946	1:35.887
30	58.933	1:36.879
169	1:06.746	1:37.955

LAP 4 @ 17:53:07.785

NO	BEHIND	LAP TIME
95		1:30.163
96	0.011	1:30.377
82	0.228	1:30.050
9	8.250	1:32.292
67	1 Lap	1:49.847
12	11.925	1:21.959
69	13.226	1:33.277
22	13.454	1:32.679
70	14.311	1:23.523
125	14.749	1:24.161
7	15.075	1:23.891
81	15.212	1:24.122
3	19.607	1:27.061
190	20.503	1:26.420
101	22.068	1:26.482
45	22.373	1:27.070
40	22.716	1:36.190
23	23.824	1:35.034
74	24.493	1:27.235
68	25.251	1:34.789
63	25.871	1:35.690
47	27.220	1:34.549
28	29.156	1:36.067
21	30.602	1:28.816
55	32.391	1:29.649
113	32.886	1:37.050
5	34.858	1:37.133
56	35.690	1:36.632
32	41.941	1:41.778
76	42.563	1:30.884
61	43.869	1:31.078
60	44.920	1:31.575
66	45.021	1:40.348
25	50.618	1:40.611
17	57.014	1:35.434
30	1:06.738	1:38.171
169	1:15.402	1:39.022

LAP 5 @ 17:54:36.844

NO	BEHIND	LAP TIME
96		1:29.048
95	0.014	1:29.073
82	0.279	1:29.110
12	4.358	1:21.492
125	9.214	1:23.524
7	9.736	1:23.720
81	9.895	1:23.742
70	11.299	1:26.047
9	12.879	1:33.688
3	16.768	1:26.220
69	18.450	1:34.283
190	18.533	1:27.089
101	19.193	1:26.184
45	19.382	1:26.068
74	22.663	1:27.229
22	22.801	1:38.406
23	28.959	1:34.194
40	29.060	1:35.403
21	30.369	1:28.826
55	31.139	1:27.807
67	1 Lap	1:49.278
63	32.232	1:35.420
68	32.426	1:36.234
47	33.538	1:35.377
28	36.436	1:36.339
113	38.965	1:35.138
5	42.857	1:37.058
56	43.373	1:36.742
76	43.950	1:30.446
60	45.710	1:29.849
61	45.725	1:30.915
66	55.565	1:39.603
32	1:00.103	1:47.221 P
17	1:02.993	1:35.038
25	1:03.152	1:41.593
30	1:15.877	1:38.198
169	1:24.373	1:38.030

LAP 6 @ 17:56:03.788

NO	BEHIND	LAP TIME
12		1:22.586
95	2.312	1:29.242
96	3.050	1:29.994
82	4.113	1:30.778
125	5.558	1:23.288
81	6.333	1:23.382
7	6.422	1:23.630
70	7.686	1:23.331
3	15.273	1:25.449
190	16.426	1:24.837
45	16.701	1:24.263
101	17.087	1:24.838
9	18.246	1:32.311
74	22.262	1:26.543
69	24.730	1:33.224
21	32.444	1:29.019
55	32.854	1:28.659
22	33.942	1:38.085
23	36.876	1:34.861
40	37.327	1:35.211
63	38.691	1:33.403
68	39.785	1:34.303
47	42.908	1:36.314
28	47.099	1:37.607
113	47.402	1:35.381
76	47.883	1:30.877
60	49.339	1:30.573
61	50.669	1:31.888
5	53.582	1:37.669
67	1 Lap	1:49.417
56	54.035	1:37.606
66	1:08.164	1:39.543
17	1:10.629	1:34.580
25	1:17.948	1:41.740

LAP 7 @ 17:57:25.209

NO	BEHIND	LAP TIME
12		1:21.421
30	1 Lap	1:35.460
125	7.946	1:23.809
81	8.190	1:23.278
70	9.334	1:23.069
7	9.350	1:24.349
96	10.501	1:28.872
95	10.505	1:29.614
169	1 Lap	1:39.671
82	16.202	1:33.510
3	18.330	1:24.478
45	19.623	1:24.343
190	20.709	1:25.704
101	20.993	1:25.327
9	29.022	1:32.197
74	29.122	1:28.281
69	37.131	1:33.822
21	38.908	1:27.885
55	39.224	1:27.791
22	47.321	1:34.800
23	48.280	1:32.825
63	49.185	1:31.915
40	50.110	1:34.204
68	53.820	1:35.456
47	57.587	1:36.100
76	57.920	1:31.458
60	59.261	1:31.343
61	1:00.760	1:31.512
113	1:01.518	1:35.537
28	1:03.401	1:37.723
5	1:10.596	1:38.435
56	1:10.821	1:38.207
66	1:26.564	1:39.821
67	1 Lap	1:54.184
17	1:26.783	1:37.575
25	1:38.778	1:42.251

Weather / Track : Bright / Dry

Donington Park National
Circuit Length = 1.9790 miles
Start: 17:47 Flag 17:57 End: 17:59

Results can be found at www.tsl-timing.com

Printed - 18:01 Saturday, 16 June 2018

BMCRC - MRO Championships 2018 - Rnd 5 @ Donington Park

Chilton Motors BMZRC 250 MZ & Blue Haze 2-Stroke GP

RACE 11 - SECTOR ANALYSIS

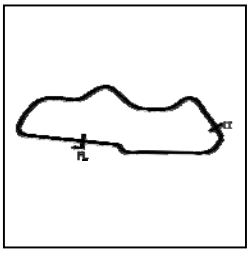

SECTOR 1 = FL to I1, SECTOR 2 = I1 to FL, DIFF = Difference To Personal Best Lap, P = Crossed Finish Line in Pit Lane, D = Time Disallowed

P1 12 GP Adrian MARTIN — Yamaha TZ250 - Strategic business development &support ltd

IDEAL LAP TIME : 1:21.197 BEST LAP TIME : 1:21.421 DIFFERENCE : 0.224

LAP	SECTOR 1	SECTOR 2	LAP TIME	MPH	DIFF	TIME OF DAY
1 -		29.391	2:02.682	58.07	41.261	17:49:06.862
2 -	53.773	30.722	1:24.495	84.32	3.074	17:50:31.357
3 -	56.227	30.167	1:26.394	82.46	4.973	17:51:57.751
4 -	53.215	28.744	1:21.959 (3)	86.92	0.538	17:53:19.710
5 -	***52.746***	28.746	1:21.492 (2)	87.42	0.071	17:54:41.202
6 -	53.422	29.164	1:22.586	86.26	1.165	17:56:03.788
7 -	52.970	***28.451***	***1:21.421*** (1)	***87.50***		***17:57:25.209***

P2 125 GPF Ben MILES — Honda RS125 - Allspeed

IDEAL LAP TIME : 1:22.792 BEST LAP TIME : 1:23.154 DIFFERENCE : 0.362

LAP	SECTOR 1	SECTOR 2	LAP TIME	MPH	DIFF	TIME OF DAY
1 -		29.379	2:05.048	56.97	41.894	17:49:09.228
2 -	***53.495***	29.659	***1:23.154*** (1)	***85.68***		***17:50:32.382***
3 -	55.761	30.230	1:25.991	82.85	2.837	17:51:58.373
4 -	54.724	29.437	1:24.161	84.65	1.007	17:53:22.534
5 -	54.227	***29.297***	1:23.524 (3)	85.30	0.370	17:54:46.058
6 -	53.793	29.495	1:23.288 (2)	85.54	0.134	17:56:09.346
7 -	54.416	29.393	1:23.809	85.01	0.655	17:57:33.155

P3 81 GPF Scott GRANT — Yamaha TZR250 - SEAGER engineering/ Motaa Cycle Parts

IDEAL LAP TIME : 1:22.167 BEST LAP TIME : 1:23.278 DIFFERENCE : 1.111

LAP	SECTOR 1	SECTOR 2	LAP TIME	MPH	DIFF	TIME OF DAY
1 -		30.285	2:03.101	57.87	39.823	17:49:07.281
2 -	53.992	30.820	1:24.812	84.00	1.534	17:50:32.093
3 -	55.809	30.973	1:26.782	82.09	3.504	17:51:58.875
4 -	54.699	29.423	1:24.122	84.69	0.844	17:53:22.997
5 -	54.314	29.428	1:23.742 (3)	85.07	0.464	17:54:46.739
6 -	***53.264***	30.118	1:23.382 (2)	85.44	0.104	17:56:10.121
7 -	54.375	***28.903***	***1:23.278*** (1)	***85.55***		***17:57:33.399***

P4 70 GPF Andrew BURSCOUGH — Yamaha YPVS 350 - Apollo Tuning

IDEAL LAP TIME : 1:22.058 BEST LAP TIME : 1:23.069 DIFFERENCE : 1.011

LAP	SECTOR 1	SECTOR 2	LAP TIME	MPH	DIFF	TIME OF DAY
1 -		29.486	2:03.438	57.71	40.369	17:49:07.618
2 -	***53.340***	30.687	1:24.027	84.78	0.958	17:50:31.645
3 -	56.722	30.206	1:26.928	81.96	3.859	17:51:58.573
4 -	54.805	***28.718***	1:23.523 (3)	85.30	0.454	17:53:22.096
5 -	54.897	31.150	1:26.047	82.79	2.978	17:54:48.143
6 -	54.170	29.161	1:23.331 (2)	85.49	0.262	17:56:11.474
7 -	53.901	29.168	***1:23.069*** (1)	***85.76***		***17:57:34.543***

P5 7 GPF Pete FISHWICK — Yamaha TZR250 -

IDEAL LAP TIME : 1:22.624 BEST LAP TIME : 1:23.630 DIFFERENCE : 1.006

LAP	SECTOR 1	SECTOR 2	LAP TIME	MPH	DIFF	TIME OF DAY
1 -		29.698	2:04.561	57.19	40.931	17:49:08.741
2 -	***53.521***	30.450	1:23.971	84.84	0.341	17:50:32.712
3 -	56.303	29.954	1:26.257	82.59	2.627	17:51:58.969
4 -	54.788	***29.103***	1:23.891 (3)	84.92	0.261	17:53:22.860
5 -	54.406	29.314	1:23.720 (2)	85.10	0.090	17:54:46.580
6 -	53.603	30.027	***1:23.630*** (1)	***85.19***		***17:56:10.210***
7 -	54.479	29.870	1:24.349	84.46	0.719	17:57:34.559

P6 96 Chris KENT — MZ - Me, Myself & I

IDEAL LAP TIME : 1:28.331 BEST LAP TIME : 1:28.872 DIFFERENCE : 0.541

LAP	SECTOR 1	SECTOR 2	LAP TIME	MPH	DIFF	TIME OF DAY

Weather / Track : Bright / Dry

Donington Park National
Circuit Length = 1.9790 miles
Start: 17:47 Flag 17:57 End: 17:59

BMCRC - MRO Championships 2018 - Rnd 5 @ Donington Park

Chilton Motors BMZRC 250 MZ & Blue Haze 2-Stroke GP

RACE 11 - SECTOR ANALYSIS

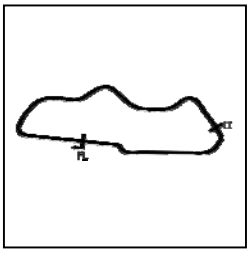

SECTOR 1 = FL to I1, SECTOR 2 = I1 to FL, DIFF = Difference To Personal Best Lap, P = Crossed Finish Line in Pit Lane, D = Time Disallowed

1 -		31.788	1:34.089		75.72	5.217	17:48:38.269
2 -	***57.267***	31.827	1:29.094	**(3)**	79.96	0.222	17:50:07.363
3 -	58.554	31.502	1:30.056		79.11	1.184	17:51:37.419
4 -	58.374	32.003	1:30.377		78.83	1.505	17:53:07.796
5 -	57.655	31.393	1:29.048	**(2)**	80.00	0.176	17:54:36.844
6 -	58.324	31.670	1:29.994		79.16	1.122	17:56:06.838
7 -	57.808	***31.064***	***1:28.872***	**(1)**	***80.16***		***17:57:35.710***

P7 95 Christopher ROGERS MZ - CB Racing

IDEAL LAP TIME : 1:28.722 BEST LAP TIME : 1:29.073 DIFFERENCE : 0.351

LAP	SECTOR 1	SECTOR 2	LAP TIME		MPH	DIFF	TIME OF DAY
1 -		32.099	1:33.936		75.84	4.863	17:48:38.116
2 -	58.448	***31.221***	1:29.669		79.45	0.596	17:50:07.785
3 -	57.913	31.924	1:29.837		79.30	0.764	17:51:37.622
4 -	58.451	31.712	1:30.163		79.01	1.090	17:53:07.785
5 -	***57.501***	31.572	***1:29.073***	**(1)**	***79.98***		***17:54:36.858***
6 -	57.562	31.680	1:29.242	**(2)**	79.83	0.169	17:56:06.100
7 -	57.900	31.714	1:29.614	**(3)**	79.50	0.541	17:57:35.714

P8 82 Mark TAYLOR MZ - Longhove Contracts

IDEAL LAP TIME : 1:29.073 BEST LAP TIME : 1:29.110 DIFFERENCE : 0.037

LAP	SECTOR 1	SECTOR 2	LAP TIME		MPH	DIFF	TIME OF DAY
1 -		32.447	1:34.427		75.45	5.317	17:48:38.607
2 -	***57.764***	31.800	1:29.564	**(2)**	79.54	0.454	17:50:08.171
3 -	57.932	31.860	1:29.792	**(3)**	79.34	0.682	17:51:37.963
4 -	58.154	31.896	1:30.050		79.11	0.940	17:53:08.013
5 -	57.801	***31.309***	***1:29.110***	**(1)**	***79.95***		***17:54:37.123***
6 -	59.007	31.771	1:30.778		78.48	1.668	17:56:07.901
7 -	58.329	35.181	1:33.510		76.19	4.400	17:57:41.411

P9 3 GP Tom BARRETT Honda RS250 -

IDEAL LAP TIME : 1:23.384 BEST LAP TIME : 1:23.384 DIFFERENCE : 0.000

LAP	SECTOR 1	SECTOR 2	LAP TIME		MPH	DIFF	TIME OF DAY
1 -		29.873	2:05.878		56.59	42.494	17:49:10.058
2 -	***53.531***	***29.853***	***1:23.384***	**(1)**	***85.44***		***17:50:33.442***
3 -	56.187	30.702	1:26.889		81.99	3.505	17:52:00.331
4 -	56.996	30.065	1:27.061		81.83	3.677	17:53:27.392
5 -	56.038	30.182	1:26.220		82.63	2.836	17:54:53.612
6 -	55.412	30.037	1:25.449	**(3)**	83.37	2.065	17:56:19.061
7 -	54.467	30.011	1:24.478	**(2)**	84.33	1.094	17:57:43.539

P10 45 GPF Peter MOORE Yamaha TZR 250 - Station Garage , Isle of Man

IDEAL LAP TIME : 1:24.236 BEST LAP TIME : 1:24.263 DIFFERENCE : 0.027

LAP	SECTOR 1	SECTOR 2	LAP TIME		MPH	DIFF	TIME OF DAY
1 -		30.003	2:07.206		56.00	42.943	17:49:11.386
2 -	54.849	30.111	1:24.960	**(3)**	83.85	0.697	17:50:36.346
3 -	55.866	30.876	1:26.742		82.13	2.479	17:52:03.088
4 -	57.032	30.038	1:27.070		81.82	2.807	17:53:30.158
5 -	55.315	30.753	1:26.068		82.77	1.805	17:54:56.226
6 -	***54.384***	29.879	***1:24.263***	**(1)**	***84.55***		***17:56:20.489***
7 -	54.491	***29.852***	1:24.343	**(2)**	84.47	0.080	17:57:44.832

P11 190 GP Peter THORNE Yamaha TZ250 - Aspire Classic Restorations

IDEAL LAP TIME : 1:24.273 BEST LAP TIME : 1:24.837 DIFFERENCE : 0.564

LAP	SECTOR 1	SECTOR 2	LAP TIME		MPH	DIFF	TIME OF DAY
1 -		***29.650***	2:06.104		56.49	41.267	17:49:10.284
2 -	***54.623***	30.270	1:24.893	**(2)**	83.92	0.056	17:50:35.177
3 -	56.277	30.414	1:26.691		82.18	1.854	17:52:01.868
4 -	56.531	29.889	1:26.420		82.44	1.583	17:53:28.288

Weather / Track : Bright / Dry

Donington Park National
Circuit Length = 1.9790 miles
Start: 17:47 Flag 17:57 End: 17:59

BMCRC - MRO Championships 2018 - Rnd 5 @ Donington Park

Chilton Motors BMZRC 250 MZ & Blue Haze 2-Stroke GP

RACE 11 - SECTOR ANALYSIS

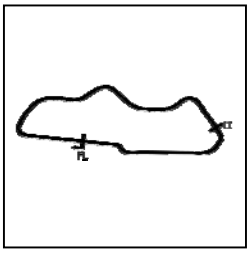

SECTOR 1 = FL to I1, SECTOR 2 = I1 to FL, DIFF = Difference To Personal Best Lap, P = Crossed Finish Line in Pit Lane, D = Time Disallowed

5 -	55.794	31.295	1:27.089		81.80	2.252	17:54:55.377
6 -			***1:24.837***	**(1)**	***83.98***		***17:56:20.214***
7 -			1:25.704	**(3)**	83.13	0.867	17:57:45.918

P12 101 GPF Andrew DAVIES Spondon 350 - GIBSON EXHAUSTS

IDEAL LAP TIME : 1:24.803 BEST LAP TIME : 1:24.838 DIFFERENCE : 0.035

LAP	SECTOR 1	SECTOR 2	LAP TIME		MPH	DIFF	TIME OF DAY
1 -		30.738	2:07.700		55.79	42.862	17:49:11.880
2 -	55.379	29.894	1:25.273	**(2)**	83.55	0.435	17:50:37.153
3 -	56.047	30.171	1:26.218		82.63	1.380	17:52:03.371
4 -	56.220	30.262	1:26.482		82.38	1.644	17:53:29.853
5 -	55.310	30.874	1:26.184		82.66	1.346	17:54:56.037
6 -	55.170	***29.668***	***1:24.838***	**(1)**	***83.97***		***17:56:20.875***
7 -	***55.135***	30.192	1:25.327	**(3)**	83.49	0.489	17:57:46.202

P13 9 Gary HOWLETT MZ - HS Racing

IDEAL LAP TIME : 1:30.754 BEST LAP TIME : 1:30.754 DIFFERENCE : 0.000

LAP	SECTOR 1	SECTOR 2	LAP TIME		MPH	DIFF	TIME OF DAY
1 -		32.672	1:36.253		74.01	5.499	17:48:40.433
2 -	***58.346***	***32.408***	***1:30.754***	**(1)**	***78.50***		***17:50:11.187***
3 -	59.669	32.887	1:32.556		76.97	1.802	17:51:43.743
4 -	59.556	32.736	1:32.292	**(3)**	77.19	1.538	17:53:16.035
5 -	59.681	34.007	1:33.688		76.04	2.934	17:54:49.723
6 -	59.548	32.763	1:32.311		77.18	1.557	17:56:22.034
7 -	59.310	32.887	1:32.197	**(2)**	77.27	1.443	17:57:54.231

P14 74 GPF Paul WHITBY Yamaha TZR250 -

IDEAL LAP TIME : 1:24.872 BEST LAP TIME : 1:24.872 DIFFERENCE : 0.000

LAP	SECTOR 1	SECTOR 2	LAP TIME		MPH	DIFF	TIME OF DAY
1 -		30.409	2:07.800		55.74	42.928	17:49:11.980
2 -	***54.910***	***29.962***	***1:24.872***	**(1)**	***83.94***		***17:50:36.852***
3 -	57.157	31.034	1:28.191		80.78	3.319	17:52:05.043
4 -	56.812	30.423	1:27.235		81.67	2.363	17:53:32.278
5 -	56.811	30.418	1:27.229	**(3)**	81.67	2.357	17:54:59.507
6 -	55.995	30.548	1:26.543	**(2)**	82.32	1.671	17:56:26.050
7 -	56.998	31.283	1:28.281		80.70	3.409	17:57:54.331

P15 69 R Alexander MANN MZ - HS RACING

IDEAL LAP TIME : 1:32.674 BEST LAP TIME : 1:32.943 DIFFERENCE : 0.269

LAP	SECTOR 1	SECTOR 2	LAP TIME		MPH	DIFF	TIME OF DAY
1 -		32.793	1:37.535		73.04	4.592	17:48:41.715
2 -	1:00.327	32.616	***1:32.943***	**(1)**	***76.65***		***17:50:14.658***
3 -	1:00.194	32.882	1:33.076	**(2)**	76.54	0.133	17:51:47.734
4 -	***1:00.069***	33.208	1:33.277		76.38	0.334	17:53:21.011
5 -	1:00.715	33.568	1:34.283		75.56	1.340	17:54:55.294
6 -	1:00.377	32.847	1:33.224	**(3)**	76.42	0.281	17:56:28.518
7 -	1:01.217	***32.605***	1:33.822		75.93	0.879	17:58:02.340

P16 21 GPF Ben HUNTER Yamaha RD350LC -

IDEAL LAP TIME : 1:27.375 BEST LAP TIME : 1:27.375 DIFFERENCE : 0.000

LAP	SECTOR 1	SECTOR 2	LAP TIME		MPH	DIFF	TIME OF DAY
1 -		30.894	2:09.185		55.15	41.810	17:49:13.365
2 -	***56.953***	***30.422***	***1:27.375***	**(1)**	***81.54***		***17:50:40.740***
3 -	57.867	30.964	1:28.831		80.20	1.456	17:52:09.571
4 -	58.300	30.516	1:28.816	**(3)**	80.21	1.441	17:53:38.387
5 -	57.209	31.617	1:28.826		80.20	1.451	17:55:07.213
6 -	58.283	30.736	1:29.019		80.03	1.644	17:56:36.232
7 -	57.051	30.834	1:27.885	**(2)**	81.06	0.510	17:58:04.117

Weather / Track : Bright / Dry

Donington Park National
Circuit Length = 1.9790 miles
Start: 17:47 Flag 17:57 End: 17:59

BMCRC - MRO Championships 2018 - Rnd 5 @ Donington Park

Chilton Motors BMZRC 250 MZ & Blue Haze 2-Stroke GP

RACE 11 - SECTOR ANALYSIS

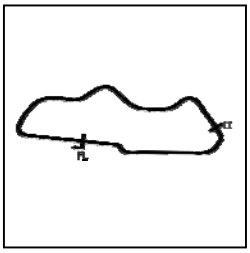

SECTOR 1 = FL to I1, SECTOR 2 = I1 to FL, DIFF = Difference To Personal Best Lap, P = Crossed Finish Line in Pit Lane, D = Time Disallowed

P17 55 GPF Nick COOPER — Aprilia RS 250 MK2 - Skint Racing - Wemoto.com and Mr Spotc

IDEAL LAP TIME : 1:27.413 BEST LAP TIME : 1:27.791 DIFFERENCE : 0.378

LAP	SECTOR 1	SECTOR 2	LAP TIME		MPH	DIFF	TIME OF DAY
1 -		***30.585***	2:08.550		55.42	40.759	17:49:12.730
2 -	57.469	31.020	1:28.489	**(3)**	80.51	0.698	17:50:41.219
3 -	58.238	31.070	1:29.308		79.77	1.517	17:52:10.527
4 -	58.204	31.445	1:29.649		79.47	1.858	17:53:40.176
5 -	56.845	30.962	1:27.807	**(2)**	81.13	0.016	17:55:07.983
6 -	58.029	30.630	1:28.659		80.36	0.868	17:56:36.642
7 -	***56.828***	30.963	***1:27.791***	**(1)**	***81.15***		***17:58:04.433***

P18 22 Simon FINCH — MZ - BlueCloud Projects Ltd

IDEAL LAP TIME : 1:32.615 BEST LAP TIME : 1:32.679 DIFFERENCE : 0.064

LAP	SECTOR 1	SECTOR 2	LAP TIME		MPH	DIFF	TIME OF DAY
1 -		32.767	1:37.127		73.35	4.448	17:48:41.307
2 -	1:00.488	32.931	1:33.419	**(2)**	76.26	0.740	17:50:14.726
3 -	1:01.014	32.820	1:33.834	**(3)**	75.92	1.155	17:51:48.560
4 -	1:00.100	***32.579***	***1:32.679***	**(1)**	***76.87***		***17:53:21.239***
5 -	***1:00.036***	38.370	1:38.406		72.40	5.727	17:54:59.645
6 -	1:03.822	34.263	1:38.085		72.63	5.406	17:56:37.730
7 -	1:01.194	33.606	1:34.800		75.15	2.121	17:58:12.530

P19 23 Brian SKINNER — MZ - Dept. of Work & Pensions

IDEAL LAP TIME : 1:32.825 BEST LAP TIME : 1:32.825 DIFFERENCE : 0.000

LAP	SECTOR 1	SECTOR 2	LAP TIME		MPH	DIFF	TIME OF DAY
1 -		33.589	1:43.070		69.12	10.245	17:48:47.250
2 -	1:00.978	33.488	1:34.466	**(3)**	75.42	1.641	17:50:21.716
3 -	1:01.093	33.766	1:34.859		75.10	2.034	17:51:56.575
4 -	1:02.062	32.972	1:35.034		74.96	2.209	17:53:31.609
5 -	1:00.186	34.008	1:34.194	**(2)**	75.63	1.369	17:55:05.803
6 -	1:01.576	33.285	1:34.861		75.10	2.036	17:56:40.664
7 -	***1:00.114***	***32.711***	***1:32.825***	**(1)**	***76.75***		***17:58:13.489***

P20 63 Keith BADGER — MZ - Bgr racing

IDEAL LAP TIME : 1:31.915 BEST LAP TIME : 1:31.915 DIFFERENCE : 0.000

LAP	SECTOR 1	SECTOR 2	LAP TIME		MPH	DIFF	TIME OF DAY
1 -		34.524	1:42.758		69.33	10.843	17:48:46.938
2 -	1:01.548	34.571	1:36.119		74.12	4.204	17:50:23.057
3 -	1:01.191	33.718	1:34.909	**(3)**	75.06	2.994	17:51:57.966
4 -	1:02.709	32.981	1:35.690		74.45	3.775	17:53:33.656
5 -	1:01.051	34.369	1:35.420		74.66	3.505	17:55:09.076
6 -	1:00.338	33.065	1:33.403	**(2)**	76.27	1.488	17:56:42.479
7 -	***59.225***	***32.690***	***1:31.915***	**(1)**	***77.51***		***17:58:14.394***

P21 40 Simon SNOWDEN — MZ - Wheels motorcycles peterborough

IDEAL LAP TIME : 1:34.086 BEST LAP TIME : 1:34.204 DIFFERENCE : 0.118

LAP	SECTOR 1	SECTOR 2	LAP TIME		MPH	DIFF	TIME OF DAY
1 -		33.388	1:39.900		71.31	5.696	17:48:44.080
2 -	1:01.178	33.789	1:34.967	**(2)**	75.02	0.763	17:50:19.047
3 -	1:01.822	33.442	1:35.264		74.78	1.060	17:51:54.311
4 -	1:02.502	33.688	1:36.190		74.06	1.986	17:53:30.501
5 -	***1:01.061***	34.342	1:35.403		74.67	1.199	17:55:05.904
6 -	1:01.764	33.447	1:35.211	**(3)**	74.83	1.007	17:56:41.115
7 -	1:01.179	***33.025***	***1:34.204***	**(1)**	***75.62***		***17:58:15.319***

P22 68 Graham GARRIQUES — MZ -

IDEAL LAP TIME : 1:32.932 BEST LAP TIME : 1:34.303 DIFFERENCE : 1.371

LAP	SECTOR 1	SECTOR 2	LAP TIME	MPH	DIFF	TIME OF DAY

Weather / Track : Bright / Dry

Donington Park National
Circuit Length = 1.9790 miles
Start: 17:47 Flag 17:57 End: 17:59

BMCRC - MRO Championships 2018 - Rnd 5 @ Donington Park

Chilton Motors BMZRC 250 MZ & Blue Haze 2-Stroke GP

RACE 11 - SECTOR ANALYSIS

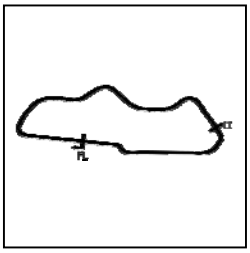

SECTOR 1 = FL to I1, SECTOR 2 = I1 to FL, DIFF = Difference To Personal Best Lap, P = Crossed Finish Line in Pit Lane, D = Time Disallowed

1 -		33.943	1:39.896		71.32	5.593	17:48:44.076
2 -	1:04.725	34.767	1:39.492		71.61	5.189	17:50:23.568
3 -	1:01.191	***33.488***	1:34.679	**(2)**	75.25	0.376	17:51:58.247
4 -	1:00.739	34.050	1:34.789	**(3)**	75.16	0.486	17:53:33.036
5 -	1:01.514	34.720	1:36.234		74.03	1.931	17:55:09.270
6 -	1:00.478	33.825	***1:34.303***	**(1)**	***75.55***		***17:56:43.573***
7 -	***59.444***	36.012	1:35.456		74.63	1.153	17:58:19.029

P23 47 Richard FAYERS

MZ -

IDEAL LAP TIME : 1:34.549 BEST LAP TIME : 1:34.549 DIFFERENCE : 0.000

LAP	SECTOR 1	SECTOR 2	LAP TIME		MPH	DIFF	TIME OF DAY
1 -		33.835	1:42.296		69.64	7.747	17:48:46.476
2 -	1:04.177	33.712	1:37.889		72.78	3.340	17:50:24.365
3 -	1:02.445	33.646	1:36.091	**(3)**	74.14	1.542	17:52:00.456
4 -	***1:01.646***	***32.903***	***1:34.549***	**(1)**	***75.35***		***17:53:35.005***
5 -	1:02.141	33.236	1:35.377	**(2)**	74.69	0.828	17:55:10.382
6 -	1:02.451	33.863	1:36.314		73.97	1.765	17:56:46.696
7 -	1:02.621	33.479	1:36.100		74.13	1.551	17:58:22.796

P24 76 GPF Kevin HIGERTY

Yamaha TZR250 - Aitch Racing

IDEAL LAP TIME : 1:30.071 BEST LAP TIME : 1:30.446 DIFFERENCE : 0.375

LAP	SECTOR 1	SECTOR 2	LAP TIME		MPH	DIFF	TIME OF DAY
1 -		32.173	2:12.697		53.69	42.251	17:49:16.877
2 -	58.963	32.414	1:31.377		77.96	0.931	17:50:48.254
3 -	59.794	***31.416***	1:31.210		78.11	0.764	17:52:19.464
4 -	58.821	32.063	1:30.884	**(3)**	78.39	0.438	17:53:50.348
5 -	***58.655***	31.791	***1:30.446***	**(1)**	***78.77***		***17:55:20.794***
6 -	58.907	31.970	1:30.877	**(2)**	78.39	0.431	17:56:51.671
7 -	59.035	32.423	1:31.458		77.90	1.012	17:58:23.129

P25 60 GPF Daniel GOUGH

Yamaha TZR 250 - G Force Motorcycles

IDEAL LAP TIME : 1:29.849 BEST LAP TIME : 1:29.849 DIFFERENCE : 0.000

LAP	SECTOR 1	SECTOR 2	LAP TIME		MPH	DIFF	TIME OF DAY
1 -		31.991	2:12.179		53.90	42.330	17:49:16.359
2 -	59.017	32.419	1:31.436		77.91	1.587	17:50:47.795
3 -	1:00.274	33.061	1:33.335		76.33	3.486	17:52:21.130
4 -	59.900	31.675	1:31.575		77.80	1.726	17:53:52.705
5 -	***58.867***	***30.982***	***1:29.849***	**(1)**	***79.29***		***17:55:22.554***
6 -	59.273	31.300	1:30.573	**(2)**	78.66	0.724	17:56:53.127
7 -	1:00.078	31.265	1:31.343	**(3)**	77.99	1.494	17:58:24.470

P26 61 GPF Ian READ

Suzuki RGT460 - MiMS Racing, Discountbikespares.co.uk

IDEAL LAP TIME : 1:30.348 BEST LAP TIME : 1:30.915 DIFFERENCE : 0.567

LAP	SECTOR 1	SECTOR 2	LAP TIME		MPH	DIFF	TIME OF DAY
1 -		32.450	2:13.336		53.43	42.421	17:49:17.516
2 -	***58.446***	32.628	1:31.074	**(2)**	78.22	0.159	17:50:48.590
3 -	59.700	32.286	1:31.986		77.45	1.071	17:52:20.576
4 -	58.929	32.149	1:31.078	**(3)**	78.22	0.163	17:53:51.654
5 -	58.973	31.942	***1:30.915***	**(1)**	***78.36***		***17:55:22.569***
6 -	59.770	32.118	1:31.888		77.53	0.973	17:56:54.457
7 -	59.610	***31.902***	1:31.512		77.85	0.597	17:58:25.969

P27 113 Liam NEWMAN

MZ - Team newman racing

IDEAL LAP TIME : 1:34.979 BEST LAP TIME : 1:35.138 DIFFERENCE : 0.159

LAP	SECTOR 1	SECTOR 2	LAP TIME		MPH	DIFF	TIME OF DAY
1 -		33.260	1:45.762		67.36	10.624	17:48:49.942
2 -	1:03.064	33.513	1:36.577		73.77	1.439	17:50:26.519
3 -	1:03.286	33.816	1:37.102		73.37	1.964	17:52:03.621
4 -	1:03.131	33.919	1:37.050		73.41	1.912	17:53:40.671

Weather / Track : Bright / Dry

Donington Park National
Circuit Length = 1.9790 miles
Start: 17:47 Flag 17:57 End: 17:59

BMCRC - MRO Championships 2018 - Rnd 5 @ Donington Park

Chilton Motors BMZRC 250 MZ & Blue Haze 2-Stroke GP

RACE 11 - SECTOR ANALYSIS

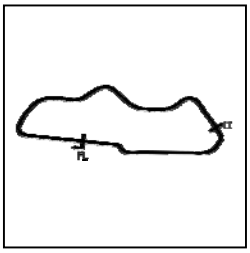

SECTOR 1 = FL to I1, SECTOR 2 = I1 to FL, DIFF = Difference To Personal Best Lap, P = Crossed Finish Line in Pit Lane, D = Time Disallowed

5 -	***1:01.757***	33.381	***1:35.138***	**(1)**	***74.88***		***17:55:15.809***
6 -	1:01.987	33.394	1:35.381	**(2)**	74.69	0.243	17:56:51.190
7 -	1:02.315	***33.222***	1:35.537	**(3)**	74.57	0.399	17:58:26.727

P28 28 R William BROWN MZ -

IDEAL LAP TIME : 1:35.792 BEST LAP TIME : 1:36.067 DIFFERENCE : 0.275

LAP	SECTOR 1	SECTOR 2	LAP TIME		MPH	DIFF	TIME OF DAY
1 -		35.010	1:43.276		68.98	7.209	17:48:47.456
2 -	***1:01.934***	34.423	1:36.357	**(3)**	73.94	0.290	17:50:23.813
3 -	1:02.463	34.598	1:37.061		73.40	0.994	17:52:00.874
4 -	1:02.209	***33.858***	***1:36.067***	**(1)**	***74.16***		***17:53:36.941***
5 -	1:02.103	34.236	1:36.339	**(2)**	73.95	0.272	17:55:13.280
6 -	1:02.970	34.637	1:37.607		72.99	1.540	17:56:50.887
7 -	1:03.339	34.384	1:37.723		72.90	1.656	17:58:28.610

P29 5 Garry SAMETT MZ - smallmouse

IDEAL LAP TIME : 1:36.684 BEST LAP TIME : 1:37.058 DIFFERENCE : 0.374

LAP	SECTOR 1	SECTOR 2	LAP TIME		MPH	DIFF	TIME OF DAY
1 -		34.255	1:44.626		68.09	7.568	17:48:48.806
2 -	1:03.685	33.882	1:37.567	**(3)**	73.02	0.509	17:50:26.373
3 -	1:05.355	33.782	1:39.137		71.86	2.079	17:52:05.510
4 -	1:03.799	***33.334***	1:37.133	**(2)**	73.34	0.075	17:53:42.643
5 -	1:03.396	33.662	***1:37.058***	**(1)**	***73.40***		***17:55:19.701***
6 -	1:03.401	34.268	1:37.669		72.94	0.611	17:56:57.370
7 -	***1:03.350***	35.085	1:38.435		72.37	1.377	17:58:35.805

P30 56 Russell TURNER MZ -

IDEAL LAP TIME : 1:36.170 BEST LAP TIME : 1:36.632 DIFFERENCE : 0.462

LAP	SECTOR 1	SECTOR 2	LAP TIME		MPH	DIFF	TIME OF DAY
1 -		34.243	1:45.306		67.65	8.674	17:48:49.486
2 -	1:03.896	34.184	1:38.080		72.64	1.448	17:50:27.566
3 -	1:05.969	***33.308***	1:39.277		71.76	2.645	17:52:06.843
4 -	***1:02.862***	33.770	***1:36.632***	**(1)**	***73.72***		***17:53:43.475***
5 -	1:03.007	33.735	1:36.742	**(2)**	73.64	0.110	17:55:20.217
6 -	1:03.182	34.424	1:37.606	**(3)**	72.99	0.974	17:56:57.823
7 -	1:04.373	33.834	1:38.207		72.54	1.575	17:58:36.030

P31 66 Mark VINCENT MZ - Putoline

IDEAL LAP TIME : 1:39.508 BEST LAP TIME : 1:39.543 DIFFERENCE : 0.035

LAP	SECTOR 1	SECTOR 2	LAP TIME		MPH	DIFF	TIME OF DAY
1 -		35.424	1:46.714		66.76	7.171	17:48:50.894
2 -	***1:04.678***	35.169	1:39.847		71.35	0.304	17:50:30.741
3 -	1:05.588	36.129	1:41.717		70.04	2.174	17:52:12.458
4 -	1:05.130	35.218	1:40.348		70.99	0.805	17:53:52.806
5 -	1:04.725	34.878	1:39.603	**(2)**	71.53	0.060	17:55:32.409
6 -	1:04.713	***34.830***	***1:39.543***	**(1)**	***71.57***		***17:57:11.952***
7 -	1:04.679	35.142	1:39.821	**(3)**	71.37	0.278	17:58:51.773

P32 17 GPF David PATERSON Yamaha TZR250 - Lots of overtime

IDEAL LAP TIME : 1:33.560 BEST LAP TIME : 1:33.560 DIFFERENCE : 0.000

LAP	SECTOR 1	SECTOR 2	LAP TIME		MPH	DIFF	TIME OF DAY
1 -		33.190	2:15.738		52.48	42.178	17:49:19.918
2 -	***1:01.451***	***32.109***	***1:33.560***	**(1)**	***76.15***		***17:50:53.478***
3 -	1:02.201	33.686	1:35.887		74.30	2.327	17:52:29.365
4 -	1:02.645	32.789	1:35.434		74.65	1.874	17:54:04.799
5 -	1:01.858	33.180	1:35.038	**(3)**	74.96	1.478	17:55:39.837
6 -	1:02.310	32.270	1:34.580	**(2)**	75.32	1.020	17:57:14.417
7 -	1:01.963	35.612	1:37.575		73.01	4.015	17:58:51.992

Weather / Track : Bright / Dry

Donington Park National
Circuit Length = 1.9790 miles
Start: 17:47 Flag 17:57 End: 17:59

BMCRC - MRO Championships 2018 - Rnd 5 @ Donington Park

Chilton Motors BMZRC 250 MZ & Blue Haze 2-Stroke GP

RACE 11 - SECTOR ANALYSIS

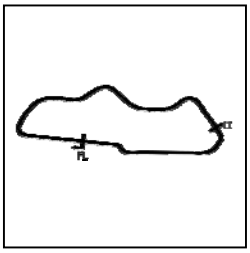

SECTOR 1 = FL to I1, SECTOR 2 = I1 to FL, DIFF = Difference To Personal Best Lap, P = Crossed Finish Line in Pit Lane, D = Time Disallowed

P33 25 Chris CHADDERTON MZ -

IDEAL LAP TIME : 1:40.580 BEST LAP TIME : 1:40.611 DIFFERENCE : 0.031

LAP	SECTOR 1	SECTOR 2	LAP TIME	MPH	DIFF	TIME OF DAY
1 -		36.014	1:50.005	64.76	9.394	17:48:54.185
2 -	1:06.129	36.020	1:42.149	69.74	1.538	17:50:36.334
3 -	1:05.946	***35.512***	1:41.458 **(2)**	70.22	0.847	17:52:17.792
4 -	***1:05.068***	35.543	***1:40.611*** **(1)**	***70.81***		***17:53:58.403***
5 -	1:05.141	36.452	1:41.593 **(3)**	70.12	0.982	17:55:39.996
6 -	1:05.771	35.969	1:41.740	70.02	1.129	17:57:21.736
7 -	1:06.491	35.760	1:42.251	69.67	1.640	17:59:03.987

P34 30 GPF Neil HEWSON Suzuki RGV250 -

IDEAL LAP TIME : 1:35.460 BEST LAP TIME : 1:35.460 DIFFERENCE : 0.000

LAP	SECTOR 1	SECTOR 2	LAP TIME	MPH	DIFF	TIME OF DAY
1 -		33.199	2:18.409	51.47	42.949	17:49:22.589
2 -	1:03.474	33.410	1:36.884 **(3)**	73.53	1.424	17:50:59.473
3 -	1:03.788	33.091	1:36.879 **(2)**	73.54	1.419	17:52:36.352
4 -	1:03.454	34.717	1:38.171	72.57	2.711	17:54:14.523
5 -	1:04.285	33.913	1:38.198	72.55	2.738	17:55:52.721
6 -	***1:02.392***	***33.068***	***1:35.460*** **(1)**	***74.63***		***17:57:28.181***

P35 169 GPF Mark ELLERAY Yamaha TZR250 - Abbot Solutions Ltd

IDEAL LAP TIME : 1:37.598 BEST LAP TIME : 1:37.955 DIFFERENCE : 0.357

LAP	SECTOR 1	SECTOR 2	LAP TIME	MPH	DIFF	TIME OF DAY
1 -		34.972	2:23.516	49.64	45.561	17:49:27.696
2 -	1:03.905	34.609	1:38.514 **(3)**	72.32	0.559	17:51:06.210
3 -	***1:03.697***	34.258	***1:37.955*** **(1)**	***72.73***		***17:52:44.165***
4 -	1:04.733	34.289	1:39.022	71.95	1.067	17:54:23.187
5 -	1:04.129	***33.901***	1:38.030 **(2)**	72.67	0.075	17:56:01.217
6 -	1:04.617	35.054	1:39.671	71.48	1.716	17:57:40.888

P36 67 GPF Mark BAILEY Yamaha TZR250 - Gforce motorcycles

IDEAL LAP TIME : 1:48.947 BEST LAP TIME : 1:49.278 DIFFERENCE : 0.331

LAP	SECTOR 1	SECTOR 2	LAP TIME	MPH	DIFF	TIME OF DAY
1 -		38.691	2:32.299	46.78	43.021	17:49:36.479
2 -	1:14.181	38.508	1:52.689	63.22	3.411	17:51:29.168
3 -	1:11.941	37.906	1:49.847 **(3)**	64.85	0.569	17:53:19.015
4 -	***1:11.189***	38.089	***1:49.278*** **(1)**	***65.19***		***17:55:08.293***
5 -	1:11.659	***37.758***	1:49.417 **(2)**	65.11	0.139	17:56:57.710
6 -	1:14.015	40.169	1:54.184	62.39	4.906	17:58:51.894

P37 32 R John ASHMEAD MZ -

IDEAL LAP TIME : 1:37.904 BEST LAP TIME : 1:37.904 DIFFERENCE : 0.000

LAP	SECTOR 1	SECTOR 2	LAP TIME	MPH	DIFF	TIME OF DAY
1 -		34.949	1:44.188	68.38	6.284	17:48:48.368
2 -	***1:03.526***	***34.378***	***1:37.904*** **(1)**	***72.77***		***17:50:26.272***
3 -	1:06.058	35.618	1:41.676 **(2)**	70.07	3.772	17:52:07.948
4 -	1:05.172	36.606	1:41.778 **(3)**	70.00	3.874	17:53:49.726
5 -	1:09.010	IN PIT	1:47.221 **P**	66.44	9.317	17:55:36.947

P38 8 Peter MANNERING MZ - mbc despatch racing

IDEAL LAP TIME : BEST LAP TIME : DIFFERENCE :

LAP	SECTOR 1	SECTOR 2	LAP TIME	MPH	DIFF	TIME OF DAY
1 -		***IN PIT***	1:59.526 **P**	59.60		17:49:03.706

Weather / Track : Bright / Dry

Donington Park National
Circuit Length = 1.9790 miles
Start: 17:47 Flag 17:57 End: 17:59

BMCRC - MRO Championships 2018 - Rnd 5 @ Donington Park

Chilton Motors BMZRC 250 MZ & Blue Haze 2-Stroke GP

RACE 11 - BEST SECTORS

	SECTOR 1			SECTOR 2			IDEAL / BEST COMPARISON					
POS	NO	NAME	TIME	NO	NAME	TIME	POS	NO	NAME	IDEAL	BEST	DIFF
									PERFECT LAP	1:21.197		
1	12	MARTIN	52.746	12	MARTIN	28.451	1	12	MARTIN	1:21.197	1:21.421	0.224
2	81	GRANT	53.264	70	BURSCOUGH	28.718	2	70	BURSCOUGH	1:22.058	1:23.069	1.011
3	70	BURSCOUGH	53.340	81	GRANT	28.903	3	81	GRANT	1:22.167	1:23.278	1.111
4	125	MILES	53.495	7	FISHWICK	29.103	4	7	FISHWICK	1:22.624	1:23.630	1.006
5	7	FISHWICK	53.521	125	MILES	29.297	5	125	MILES	1:22.792	1:23.154	0.362
6	3	BARRETT	53.531	190	THORNE	29.650	6	3	BARRETT	1:23.384	1:23.384	0.000
7	45	MOORE	54.384	101	DAVIES	29.668	7	45	MOORE	1:24.236	1:24.263	0.027
8	190	THORNE	54.623	45	MOORE	29.852	8	190	THORNE	1:24.273	1:24.837	0.564
9	74	WHITBY	54.910	3	BARRETT	29.853	9	101	DAVIES	1:24.803	1:24.838	0.035
10	101	DAVIES	55.135	74	WHITBY	29.962	10	74	WHITBY	1:24.872	1:24.872	0.000
11	55	COOPER	56.828	21	HUNTER	30.422	11	21	HUNTER	1:27.375	1:27.375	0.000
12	21	HUNTER	56.953	55	COOPER	30.585	12	55	COOPER	1:27.413	1:27.791	0.378
13	96	KENT	57.267	60	GOUGH	30.982	13	96	KENT	1:28.331	1:28.872	0.541
14	95	ROGERS	57.501	96	KENT	31.064	14	95	ROGERS	1:28.722	1:29.073	0.351
15	82	TAYLOR	57.764	95	ROGERS	31.221	15	82	TAYLOR	1:29.073	1:29.110	0.037
16	9	HOWLETT	58.346	82	TAYLOR	31.309	16	60	GOUGH	1:29.849	1:29.849	0.000
17	61	READ	58.446	76	HIGERTY	31.416	17	76	HIGERTY	1:30.071	1:30.446	0.375
18	76	HIGERTY	58.655	61	READ	31.902	18	61	READ	1:30.348	1:30.915	0.567
19	60	GOUGH	58.867	17	PATERSON	32.109	19	9	HOWLETT	1:30.754	1:30.754	0.000
20	63	BADGER	59.225	9	HOWLETT	32.408	20	63	BADGER	1:31.915	1:31.915	0.000
21	68	GARRIQUES	59.444	22	FINCH	32.579	21	22	FINCH	1:32.615	1:32.679	0.064
22	22	FINCH	1:00.036	69	MANN	32.605	22	69	MANN	1:32.674	1:32.943	0.269
23	69	MANN	1:00.069	63	BADGER	32.690	23	23	SKINNER	1:32.825	1:32.825	0.000
24	23	SKINNER	1:00.114	23	SKINNER	32.711	24	68	GARRIQUES	1:32.932	1:34.303	1.371
25	40	SNOWDEN	1:01.061	47	FAYERS	32.903	25	17	PATERSON	1:33.560	1:33.560	0.000
26	17	PATERSON	1:01.451	40	SNOWDEN	33.025	26	40	SNOWDEN	1:34.086	1:34.204	0.118
27	47	FAYERS	1:01.646	30	HEWSON	33.068	27	47	FAYERS	1:34.549	1:34.549	0.000
28	113	NEWMAN	1:01.757	113	NEWMAN	33.222	28	113	NEWMAN	1:34.979	1:35.138	0.159
29	28	BROWN	1:01.934	56	TURNER	33.308	29	30	HEWSON	1:35.460	1:35.460	0.000
30	30	HEWSON	1:02.392	5	SAMETT	33.334	30	28	BROWN	1:35.792	1:36.067	0.275
31	56	TURNER	1:02.862	68	GARRIQUES	33.488	31	56	TURNER	1:36.170	1:36.632	0.462
32	5	SAMETT	1:03.350	28	BROWN	33.858	32	5	SAMETT	1:36.684	1:37.058	0.374
33	32	ASHMEAD	1:03.526	169	ELLERAY	33.901	33	169	ELLERAY	1:37.598	1:37.955	0.357
34	169	ELLERAY	1:03.697	32	ASHMEAD	34.378	34	32	ASHMEAD	1:37.904	1:37.904	0.000
35	66	VINCENT	1:04.678	66	VINCENT	34.830	35	66	VINCENT	1:39.508	1:39.543	0.035
36	25	CHADDERTON	1:05.068	25	CHADDERTON	35.512	36	25	CHADDERTON	1:40.580	1:40.611	0.031
37	67	BAILEY	1:11.189	67	BAILEY	37.758	37	67	BAILEY	1:48.947	1:49.278	0.331
38							38	8	MANNERING			

Weather / Track : Bright / Dry

Donington Park National
Circuit Length = 1.9790 miles
Start: 17:47 Flag 17:57 End: 17:59

Results can be found at www.tsl-timing.com

Printed - 18:01 Saturday, 16 June 2018

CHILTON MOTORS LTD
MZ CHAMPIONSHIP

BMCRC - MRO Championships 2018 - Rnd 5 @ Donington Park

Chilton Motors BMZRC 250 MZ & Blue Haze 2-Stroke GP

RACE 11 - GRID (10 Laps)

ROW 15	45	15	Max HOUSE	44	14	Roger MARSH	43	67 1:49.278 Mark BAILEY
ROW 14	42	169 1:37.955	Mark ELLERAY	41	30 1:35.460	Neil HEWSON	40	17 1:33.560 David PATERSON
ROW 13	39	61 1:30.915	Ian READ	38	76 1:30.446	Kevin HIGERTY	37	60 1:29.849 Daniel GOUGH
ROW 12	36	55 1:27.791	Nick COOPER	35	21 1:27.375	Ben HUNTER	34	74 1:24.872 Paul WHITBY
ROW 11	33	101 1:24.838	Andrew DAVIES	32	190 1:24.837	Peter THORNE	31	45 1:24.263 Peter MOORE
ROW 10	30	7 1:23.630	Pete FISHWICK	29	3 1:23.384	Tom BARRETT	28	81 1:23.278 Scott GRANT
ROW 9	27	125 1:23.154	Ben MILES	26	70 1:23.069	Andrew BURSCOUGH	25	12 1:21.421 Adrian MARTIN
ROW 8	24			23			22	
ROW 7	21			20			19	8 Peter MANNERING
ROW 6	18	25 1:40.611	Chris CHADDERTON	17	66 1:39.543	Mark VINCENT	16	32 1:37.904 John ASHMEAD
ROW 5	15	5 1:37.058	Garry SAMETT	14	56 1:36.632	Russell TURNER	13	28 1:36.067 William BROWN
ROW 4	12	113 1:35.138	Liam NEWMAN	11	47 1:34.549	Richard FAYERS	10	68 1:34.303 Graham GARRIQUES
ROW 3	9	40 1:34.204	Simon SNOWDEN	8	69 1:32.943	Alexander MANN	7	23 1:32.825 Brian SKINNER
ROW 2	6	22 1:32.679	Simon FINCH	5	63 1:31.915	Keith BADGER	4	9 1:30.754 Gary HOWLETT
ROW 1	3	82 1:29.110	Mark TAYLOR	2	95 1:29.073	Christopher ROGERS	1	96 1:28.872 Chris KENT

Pole

Donington Park National
Circuit Length = 1.9790 miles

These results are provisional until the conclusion of any judicial and technical matters.

Clerk Of Course :		Timekeeper :

Results can be found at www.tsl-timing.com

Printed - 18:05 Saturday, 16 June 2018

TSL SPORTS TIMING TIMING SOLUTIONS LTD

MRO

The Gavin Sherwood Trophy 2018

Pos	No.	Class	Name	Qualifying	Race	Overall Total
1	95	MZ	Christopher ROGERS	01:28.597	10:31.534	12:00.131
2	96	MZ	Chris KENT	01:29.452	10:31.530	12:00.982
3	82	MZ	Mark TAYLOR	01:30.116	10:37.231	12:07.347
4	9	MZ	Gary HOWLETT	01:30.837	10:50.051	12:20.888
5	69	MZ - R	Alexander MANN	01:32.151	10:58.160	12:30.311
6	22	MZ	Simon FINCH	01:32.468	11:08.350	12:40.818
7	23	MZ	Brian SKINNER	01:37.064	11:09.309	12:46.373
8	40	MZ	Simon SNOWDEN	01:35.474	11:11.139	12:46.613
9	68	MZ	Graham GARRIQUES	01:33.507	11:14.849	12:48.356
10	47	MZ	Richard FAYERS	01:37.565	11:18.616	12:56.181
11	113	MZ	Liam NEWMAN	01:37.183	11:22.547	12:59.730
12	28	MZ - R	William BROWN	01:36.491	11:24.430	13:00.921
13	5	MZ	Garry SAMETT	01:37.351	11:31.625	13:08.976
14	56	MZ	Russell TURNER	01:37.396	11:31.850	13:09.246
15	66	MZ	Mark VINCENT	01:41.403	11:47.593	13:28.996
16	25	MZ	Chris CHADDERTON	01:41.382	11:59.807	13:41.189
17	63	MZ	Keith BADGER		11:10.214	11:10.214
18	32	MZ - R	John ASHMEAD	01:39.010	08:32.767	10:11.777
19	8	MZ	Peter MANNERING		01:59.526	01:59.526

CHILTON MOTORS LTD
MZ CHAMPIONSHIP

BMCRC - MRO Championships 2018 - Rnd 5 @ Donington Park

Chilton Motors BMZRC 250 MZ & Blue Haze 2-Stroke GP

RACE 11 - CLASSIFICATION

POS	NO	CL	PIC	NAME	ENTRY	LAPS	TIME	GAP	DIFF	MPH	BEST	ON
1	12	GP	1	Adrian MARTIN	Yamaha TZ250 - Strategic business development &	10	14:11.588			83.50	1:21.134	6
2	81	GPF	1	Scott GRANT	Yamaha TZR250 - SEAGER engineering/ Motaa Cy	10	14:21.827	10.239	10.239	82.51	1:22.384	7
3	101	GPF	2	Andrew DAVIES	Spondon 350 - GIBSON EXHAUSTS	10	14:31.876	20.288	10.049	81.55	1:23.300	8
4	190	GP	2	Peter THORNE	Yamaha TZ250 - Aspire Classic Restorations	10	14:37.506	25.918	5.630	81.03	1:22.968	7
5	7	GPF	3	Pete FISHWICK	Yamaha TZR250 -	10	14:43.824	32.236	6.318	80.45	1:23.440	7
6	82		1	Mark TAYLOR	MZ - Longhove Contracts	10	14:46.894	35.306	3.070	80.17	1:27.372	10
7	96		2	Chris KENT	MZ - Me, Myself & I	10	14:47.263	35.675	0.369	80.14	1:27.921	2
8	95		3	Christopher ROGERS	MZ - CB Racing	10	14:47.361	35.773	0.098	80.13	1:27.001	10
9	3	GP	3	Tom BARRETT	Honda RS250 -	10	14:47.509	35.921	0.148	80.12	1:23.540	9
10	70	GPF	4	Andrew BURSCOUGH	Yamaha YPVS 350 - Apollo Tuning	10	15:05.086	53.498	17.577	78.56	1:25.146	2
11	9		4	Gary HOWLETT	MZ - HS Racing	10	15:07.513	55.925	2.427	78.35	1:29.537	10
12	125	GPF	5	Ben MILES	Honda RS125 - Allspeed	10	15:09.113	57.525	1.600	78.21	1:26.877	5
13	15	GPF	6	Max HOUSE	Yamaha TZR250 -	10	15:18.987	1:07.399	9.874	77.37	1:27.742	6
14	23		5	Brian SKINNER	MZ - Dept. of Work & Pensions	10	15:19.632	1:08.044	0.645	77.32	1:30.120	4
15	63		6	Keith BADGER	MZ - Bgr racing	10	15:19.756	1:08.168	0.124	77.31	1:30.816	6
16	69	R	1	Alexander MANN	MZ - HS RACING	10	15:20.150	1:08.562	0.394	77.28	1:30.277	10
17	113		7	Liam NEWMAN	MZ - Team newman racing	10	15:28.611	1:17.023	8.461	76.57	1:31.431	8
18	17	GPF	7	David PATERSON	Yamaha TZR250 - Lots of overtime	10	15:30.445	1:18.857	1.834	76.42	1:28.555	10
19	22		8	Simon FINCH	MZ - BlueCloud Projects Ltd	10	15:31.207	1:19.619	0.762	76.36	1:31.243	2
20	76	GPF	8	Kevin HIGERTY	Yamaha TZR250 - Aitch Racing	10	15:33.382	1:21.794	2.175	76.18	1:29.217	7
21	68		9	Graham GARRIQUES	MZ -	10	15:33.479	1:21.891	0.097	76.17	1:31.614	6
22	60	GPF	9	Daniel GOUGH	Yamaha TZR 250 - G Force Motorcycles	10	15:33.641	1:22.053	0.162	76.16	1:27.974	10
23	40		10	Simon SNOWDEN	MZ - Wheels motorcycles peterborough	10	15:38.977	1:27.389	5.336	75.73	1:32.323	3
24	28	R	2	William BROWN	MZ -	9	14:13.755	1 Lap	1 Lap	74.94	1:33.563	5
25	47		11	Richard FAYERS	MZ -	9	14:19.315	1 Lap	5.560	74.46	1:34.134	7
26	56		12	Russell TURNER	MZ -	9	14:40.943	1 Lap	21.628	72.63	1:35.789	5
27	25		13	Chris CHADDERTON	MZ -	9	14:41.488	1 Lap	0.545	72.58	1:35.948	7
28	66		14	Mark VINCENT	MZ - Putoline	9	14:42.251	1 Lap	0.763	72.52	1:36.328	6
29	30	GPF	10	Neil HEWSON	Suzuki RGV250 -	9	14:46.017	1 Lap	3.766	72.21	1:32.047	7
30	5		15	Garry SAMETT	MZ - smallmouse	9	15:05.178	1 Lap	19.161	70.68	1:38.489	8
31	67	GPF	11	Mark BAILEY	Yamaha TZR250 - Gforce motorcycles	8	15:01.210	2 Laps	1 Lap	63.09	1:47.935	8

NOT CLASSIFIED

DNF	55	GPF		Nick COOPER	Aprilia RS 250 MK2 - Skint Racing - Wemoto.com a	6	9:16.237	4 Laps	2 Laps	76.60	1:27.007	2
DNF	32	R		John ASHMEAD	MZ -	6	9:51.095	4 Laps	34.858	72.08	1:36.819	3
DNF	21	GPF		Ben HUNTER	Yamaha RD350LC -	1	1:59.003	9 Laps	5 Laps	58.72		
DNF	61	GPF		Ian READ	Suzuki RGT460 - MiMS Racing, Discountbikespares	1	2:03.760	9 Laps	4.757	56.46		

FASTEST LAP

	12	GP	Adrian MARTIN	Yamaha TZ250 - Strategic business development &	6	1:21.134	87.81 mph	141.32 kph
	81	GPF	Scott GRANT	Yamaha TZR250 - SEAGER engineering/ Motaa Cy	7	1:22.384	86.48 mph	139.17 kph
	95		Christopher ROGERS	MZ - CB Racing	10	1:27.001	81.89 mph	131.79 kph
	69	R	Alexander MANN	MZ - HS RACING	10	1:30.277	78.91 mph	127.00 kph

Class GP - 92.5% of Race Speed = 77.23 mph
Class GPF - 92.5% of Race Speed = 76.32 mph
Class - 92.5% of Race Speed = 74.15 mph
Class R - 92.5% of Race Speed = 71.48 mph

Donington Park National
Circuit Length = 1.9790 miles
Start: 13:34 Flag 13:48 End: 13:50

Weather / Track : Bright / Dry
These results are provisional until the conclusion of any judicial and technical matters.

Clerk Of Course :		Timekeeper :

Results can be found at www.tsl-timing.com

Printed - 13:50 Sunday, 17 June 2018

BMCRC - MRO Championships 2018 - Rnd 5 @ Donington Park

Chilton Motors BMZRC 250 MZ & Blue Haze 2-Stroke GP

RACE 11 - LAP CHART

LAP 1 @ 13:36:03.489

NO	BEHIND	LAP TIME
96		1:32.480
82	0.154	1:32.634
95	0.499	1:32.979
9	2.327	1:34.807
63	2.620	1:35.100
69	3.229	1:35.709
23	5.772	1:38.252
68	5.783	1:38.263
113	5.873	1:38.353
40	7.273	1:39.753
28	7.596	1:40.076
22	7.664	1:40.144
47	8.382	1:40.862
32	9.503	1:41.983
25	12.128	1:44.608
66	12.314	1:44.794
56	12.427	1:44.907
5	14.249	1:46.729
12	19.923	1:52.403
81	20.358	1:52.838
101	22.158	1:54.638
70	22.700	1:55.180
190	23.700	1:56.180
7	24.604	1:57.084
55	24.697	1:57.177
3	25.005	1:57.485
125	25.615	1:58.095
21	26.523	1:59.003
15	27.270	1:59.750
17	29.366	2:01.846
60	29.575	2:02.055
76	30.745	2:03.225
61	31.280	2:03.760
30	34.578	2:07.058
67	43.222	2:15.702

LAP 2 @ 13:37:31.410

NO	BEHIND	LAP TIME
96		1:27.921
82	0.090	1:27.857
95	0.239	1:27.661
9	4.175	1:29.769
63	6.122	1:31.423
69	6.295	1:30.987
23	8.446	1:30.595
113	9.797	1:31.845
22	10.986	1:31.243
68	11.756	1:33.894
40	12.241	1:32.889
28	13.631	1:33.956
47	14.781	1:34.320
12	15.148	1:23.146
81	16.859	1:24.422
32	18.602	1:37.020
101	19.035	1:24.798
70	19.925	1:25.146
56	20.907	1:36.401
190	21.624	1:25.845
25	22.295	1:38.088
7	22.407	1:25.724
66	22.540	1:38.147
3	22.822	1:25.738
55	23.783	1:27.007
125	25.617	1:27.923
5	26.110	1:39.782
15	27.794	1:28.445
17	31.174	1:29.729
60	31.606	1:29.952
76	32.231	1:29.407
30	45.076	1:38.419
67	1:03.856	1:48.555

LAP 3 @ 13:38:59.938

NO	BEHIND	LAP TIME
96		1:28.528
82	0.603	1:29.041
95	0.743	1:29.032
9	6.487	1:30.840
69	9.234	1:31.467
63	9.858	1:32.264
12	10.184	1:23.564
81	11.709	1:23.378
23	11.884	1:31.966
113	14.474	1:33.205
22	14.970	1:32.512
68	15.126	1:31.898
101	15.576	1:25.069
40	16.036	1:32.323
70	16.726	1:25.329
190	18.047	1:24.951
28	19.410	1:34.307
7	19.551	1:25.672
3	19.841	1:25.547
47	21.527	1:35.274
55	23.042	1:27.787
125	25.845	1:28.756
32	26.893	1:36.819
15	27.806	1:28.540
56	30.642	1:38.263
25	31.472	1:37.705
66	31.983	1:37.971
17	33.616	1:30.970
60	33.895	1:30.817
76	34.596	1:30.893
5	38.588	1:41.006
30	52.353	1:35.805
67	1:25.679	1:50.351

LAP 4 @ 13:40:28.670

NO	BEHIND	LAP TIME
95		1:27.989
96	0.130	1:28.862
82	0.366	1:28.495
12	3.364	1:21.912
81	5.949	1:22.972
9	8.282	1:30.527
101	11.313	1:24.469
69	12.526	1:32.024
63	13.090	1:31.964
23	13.272	1:30.120
70	15.152	1:27.158
190	15.467	1:26.152
3	16.452	1:25.343
7	17.012	1:26.193
113	18.349	1:32.607
22	18.446	1:32.208
40	19.871	1:32.567
68	20.266	1:33.872
55	22.635	1:28.325
28	24.444	1:33.766
125	25.045	1:27.932
15	29.153	1:30.079
47	29.495	1:36.700
17	35.644	1:30.760
60	36.359	1:31.196
32	36.714	1:38.553
76	37.213	1:31.349
56	38.117	1:36.207
25	40.176	1:37.436
66	40.679	1:37.428
5	50.200	1:40.344
30	58.870	1:35.249

LAP 5 @ 13:41:54.427

NO	BEHIND	LAP TIME
12		1:22.393
96	2.522	1:28.149
82	3.064	1:28.455
81	3.129	1:22.937
95	3.241	1:28.998
101	9.512	1:23.956
9	13.301	1:30.776
190	16.326	1:26.616
7	17.402	1:26.147
70	18.724	1:29.329
23	20.192	1:32.677
63	20.355	1:33.022
3	20.450	1:29.755
67	1 Lap	1:49.357
69	20.586	1:33.817
55	25.248	1:28.370
113	25.282	1:32.690
22	25.342	1:32.653
125	26.165	1:26.877
68	27.240	1:32.731
40	28.459	1:34.345
28	32.250	1:33.563
15	32.745	1:29.349
47	37.958	1:34.220
17	39.793	1:29.906
60	40.149	1:29.547
76	40.928	1:29.472
32	48.035	1:37.078
56	48.149	1:35.789
25	50.891	1:36.472
66	52.064	1:37.142
5	1:04.371	1:39.928
30	1:08.071	1:34.958

LAP 6 @ 13:43:15.561

NO	BEHIND	LAP TIME
12		1:21.134
81	4.456	1:22.461
82	9.556	1:27.626
96	9.905	1:28.517
95	10.138	1:28.031
101	11.736	1:23.358
190	18.726	1:23.534
7	20.072	1:23.804
9	22.408	1:30.241
70	23.839	1:26.249
3	24.425	1:25.109
23	29.293	1:30.235
63	30.037	1:30.816
69	30.624	1:31.172
55	31.685	1:27.571
125	32.380	1:27.349
113	35.922	1:31.774
22	37.622	1:33.414
68	37.720	1:31.614
15	39.353	1:27.742
40	40.464	1:33.139
28	46.147	1:35.031
17	49.244	1:30.585
60	49.337	1:30.322
67	1 Lap	1:50.687
76	50.209	1:30.415
47	51.040	1:34.216
56	1:03.395	1:36.380
32	1:06.543	1:39.642
25	1:07.212	1:37.455
66	1:07.258	1:36.328
30	1:21.168	1:34.231

LAP 7 @ 13:44:36.780

NO	BEHIND	LAP TIME
12		1:21.219
5	1 Lap	1:40.645
81	5.621	1:22.384
101	14.906	1:24.389
95	17.367	1:28.448
96	17.648	1:28.962
82	17.856	1:29.519
190	20.475	1:22.968
7	22.293	1:23.440
3	29.519	1:26.313
70	29.820	1:27.200
9	32.109	1:30.920
125	39.296	1:28.135
23	39.717	1:31.643
63	40.237	1:31.419
69	41.609	1:32.204
113	46.686	1:31.983
15	47.182	1:29.048
22	49.047	1:32.644
68	49.589	1:33.088
40	52.999	1:33.754
17	57.666	1:29.641
60	57.987	1:29.869
76	58.207	1:29.217
28	59.660	1:34.732
47	1:03.955	1:34.134
67	1 Lap	1:49.977
56	1:20.152	1:37.976

LAP 8 @ 13:45:58.551

NO	BEHIND	LAP TIME
12		1:21.771
25	1 Lap	1:35.948
66	1 Lap	1:36.487
81	7.515	1:23.665
30	1 Lap	1:32.047
101	16.435	1:23.300
5	1 Lap	1:39.447
190	22.065	1:23.361
96	23.801	1:27.924
82	23.913	1:27.828
95	23.987	1:28.391
7	24.868	1:24.346
3	31.480	1:23.732
70	36.690	1:28.641
9	40.536	1:30.198
125	46.021	1:28.496
23	49.737	1:31.791
63	49.751	1:31.285
69	51.070	1:31.232
15	53.332	1:27.921
113	56.346	1:31.431
22	59.413	1:32.137
68	59.518	1:31.700
40	1:04.813	1:33.585
17	1:04.831	1:28.936
60	1:05.121	1:28.905
76	1:05.938	1:29.502
28	1:12.060	1:34.171
47	1:17.005	1:34.821

LAP 9 @ 13:47:20.860

NO	BEHIND	LAP TIME
12		1:22.309
81	8.900	1:23.694
56	1 Lap	1:37.892
25	1 Lap	1:36.733
66	1 Lap	1:37.081
101	17.930	1:23.804
30	1 Lap	1:34.956
67	2 Laps	1:48.646
190	23.544	1:23.788
7	28.686	1:26.127
96	29.441	1:27.949
82	29.671	1:28.067
95	30.509	1:28.831
3	32.711	1:23.540
5	1 Lap	1:38.489
70	44.246	1:29.865
9	48.125	1:29.898
125	51.411	1:27.699
23	58.220	1:30.792
63	58.408	1:30.966
15	59.294	1:28.271
69	1:00.022	1:31.261
113	1:06.129	1:32.092
22	1:08.952	1:31.848
68	1:10.324	1:33.115
17	1:12.039	1:29.517
76	1:14.012	1:30.383
40	1:15.701	1:33.197
60	1:15.816	1:33.004

LAP 10 @ 13:48:42.597

NO	BEHIND	LAP TIME
12		1:21.737
28	1 Lap	1:34.153
47	1 Lap	1:34.768
81	10.239	1:23.076
101	20.288	1:24.095
190	25.918	1:24.111
56	1 Lap	1:37.128

Weather / Track : Bright / Dry

Donington Park National
Circuit Length = 1.9790 miles
Start: 13:34 Flag 13:48 End: 13:50

BMCRC - MRO Championships 2018 - Rnd 5 @ Donington Park

Chilton Motors BMZRC 250 MZ & Blue Haze 2-Stroke GP

RACE 11 - LAP CHART

25	1 Lap	1:37.043
66	1 Lap	1:36.873
7	32.236	1:25.287
30	1 Lap	1:33.294
82	35.306	1:27.372
96	35.675	1:27.971
95	35.773	1:27.001
3	35.921	1:24.947
67	2 Laps	1:47.935
70	53.498	1:30.989
5	1 Lap	1:38.808
9	55.925	1:29.537
125	57.525	1:27.851
15	1:07.399	1:29.842
23	1:08.044	1:31.561
63	1:08.168	1:31.497
69	1:08.562	1:30.277
113	1:17.023	1:32.631
17	1:18.857	1:28.555
22	1:19.619	1:32.404
76	1:21.794	1:29.519
68	1:21.891	1:33.304
60	1:22.053	1:27.974
40	1:27.389	1:33.425

Weather / Track : Bright / Dry

Donington Park National
Circuit Length = 1.9790 miles
Start: 13:34 Flag 13:48 End: 13:50

BMCRC - MRO Championships 2018 - Rnd 5 @ Donington Park

Chilton Motors BMZRC 250 MZ & Blue Haze 2-Stroke GP

RACE 11 - SECTOR ANALYSIS

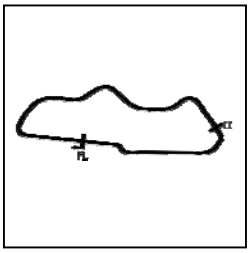

SECTOR 1 = FL to I1, SECTOR 2 = I1 to FL, DIFF = Difference To Personal Best Lap, P = Crossed Finish Line in Pit Lane, D = Time Disallowed

P1 12 GP Adrian MARTIN — Yamaha TZ250 - Strategic business development &support ltd

IDEAL LAP TIME : 1:21.013 BEST LAP TIME : 1:21.134 DIFFERENCE : 0.121

LAP	SECTOR 1	SECTOR 2	LAP TIME	MPH	DIFF	TIME OF DAY
1 -		29.066	1:52.403	63.38	31.269	13:36:23.412
2 -	53.808	29.338	1:23.146	85.68	2.012	13:37:46.558
3 -	54.648	28.916	1:23.564	85.25	2.430	13:39:10.122
4 -	53.243	28.669	1:21.912	86.97	0.778	13:40:32.034
5 -	53.641	28.752	1:22.393	86.47	1.259	13:41:54.427
6 -	52.561	***28.573***	***1:21.134*** **(1)**	***87.81***		***13:43:15.561***
7 -	***52.440***	28.779	1:21.219 **(2)**	87.72	0.085	13:44:36.780
8 -	52.753	29.018	1:21.771	87.12	0.637	13:45:58.551
9 -	53.255	29.054	1:22.309	86.55	1.175	13:47:20.860
10 -	52.931	28.806	1:21.737 **(3)**	87.16	0.603	13:48:42.597

P2 81 GPF Scott GRANT — Yamaha TZR250 - SEAGER engineering/ Motaa Cycle Parts

IDEAL LAP TIME : 1:22.021 BEST LAP TIME : 1:22.384 DIFFERENCE : 0.363

LAP	SECTOR 1	SECTOR 2	LAP TIME	MPH	DIFF	TIME OF DAY
1 -		29.776	1:52.838	63.13	30.454	13:36:23.847
2 -	54.256	30.166	1:24.422	84.39	2.038	13:37:48.269
3 -	53.964	29.414	1:23.378	85.44	0.994	13:39:11.647
4 -	53.487	29.485	1:22.972	85.86	0.588	13:40:34.619
5 -	53.878	***29.059***	1:22.937 **(3)**	85.90	0.553	13:41:57.556
6 -	53.166	29.295	1:22.461 **(2)**	86.40	0.077	13:43:20.017
7 -	***52.962***	29.422	***1:22.384*** **(1)**	***86.48***		***13:44:42.401***
8 -	54.113	29.552	1:23.665	85.15	1.281	13:46:06.066
9 -	54.228	29.466	1:23.694	85.12	1.310	13:47:29.760
10 -	53.369	29.707	1:23.076	85.76	0.692	13:48:52.836

P3 101 GPF Andrew DAVIES — Spondon 350 - GIBSON EXHAUSTS

IDEAL LAP TIME : 1:23.287 BEST LAP TIME : 1:23.300 DIFFERENCE : 0.013

LAP	SECTOR 1	SECTOR 2	LAP TIME	MPH	DIFF	TIME OF DAY
1 -		29.819	1:54.638	62.14	31.338	13:36:25.647
2 -	54.828	29.970	1:24.798	84.01	1.498	13:37:50.445
3 -	55.195	29.874	1:25.069	83.75	1.769	13:39:15.514
4 -	54.829	29.640	1:24.469	84.34	1.169	13:40:39.983
5 -	54.600	29.356	1:23.956	84.86	0.656	13:42:03.939
6 -	***54.053***	29.305	1:23.358 **(2)**	85.47	0.058	13:43:27.297
7 -	54.603	29.786	1:24.389	84.42	1.089	13:44:51.686
8 -	54.066	***29.234***	***1:23.300*** **(1)**	***85.52***		***13:46:14.986***
9 -	54.331	29.473	1:23.804 **(3)**	85.01	0.504	13:47:38.790
10 -	54.610	29.485	1:24.095	84.72	0.795	13:49:02.885

P4 190 GP Peter THORNE — Yamaha TZ250 - Aspire Classic Restorations

IDEAL LAP TIME : 1:22.710 BEST LAP TIME : 1:22.968 DIFFERENCE : 0.258

LAP	SECTOR 1	SECTOR 2	LAP TIME	MPH	DIFF	TIME OF DAY
1 -			1:56.180	61.32	33.212	13:36:27.189
2 -			1:25.845	82.99	2.877	13:37:53.034
3 -			1:24.951	83.86	1.983	13:39:17.985
4 -	56.294	29.858	1:26.152	82.69	3.184	13:40:44.137
5 -			1:26.616	82.25	3.648	13:42:10.753
6 -	53.932	***29.602***	1:23.534 **(3)**	85.29	0.566	13:43:34.287
7 -	***53.108***	29.860	***1:22.968*** **(1)**	***85.87***		***13:44:57.255***
8 -			1:23.361 **(2)**	85.46	0.393	13:46:20.616
9 -			1:23.788	85.03	0.820	13:47:44.404
10 -	53.888	30.223	1:24.111	84.70	1.143	13:49:08.515

P5 7 GPF Pete FISHWICK — Yamaha TZR250 -

IDEAL LAP TIME : 1:23.440 BEST LAP TIME : 1:23.440 DIFFERENCE : 0.000

LAP	SECTOR 1	SECTOR 2	LAP TIME	MPH	DIFF	TIME OF DAY

Weather / Track : Bright / Dry

Donington Park National
Circuit Length = 1.9790 miles
Start: 13:34 Flag 13:48 End: 13:50

BMCRC - MRO Championships 2018 - Rnd 5 @ Donington Park

Chilton Motors BMZRC 250 MZ & Blue Haze 2-Stroke GP

RACE 11 - SECTOR ANALYSIS

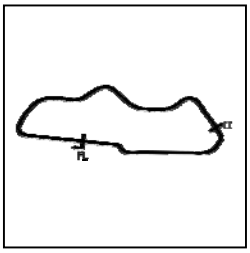

SECTOR 1 = FL to I1, SECTOR 2 = I1 to FL, DIFF = Difference To Personal Best Lap, P = Crossed Finish Line in Pit Lane, D = Time Disallowed

1 -		31.044	1:57.084		60.85	33.644	13:36:28.093
2 -	54.942	30.782	1:25.724		83.11	2.284	13:37:53.817
3 -	55.173	30.499	1:25.672		83.16	2.232	13:39:19.489
4 -	56.041	30.152	1:26.193		82.65	2.753	13:40:45.682
5 -	55.667	30.480	1:26.147		82.70	2.707	13:42:11.829
6 -	53.919	29.885	1:23.804	(2)	85.01	0.364	13:43:35.633
7 -	***53.906***	***29.534***	***1:23.440***	**(1)**	***85.38***		***13:44:59.073***
8 -	54.508	29.838	1:24.346	(3)	84.46	0.906	13:46:23.419
9 -	55.988	30.139	1:26.127		82.72	2.687	13:47:49.546
10 -	55.205	30.082	1:25.287		83.53	1.847	13:49:14.833

P6 82 Mark TAYLOR MZ - Longhove Contracts

IDEAL LAP TIME : 1:27.163 BEST LAP TIME : 1:27.372 DIFFERENCE : 0.209

LAP	SECTOR 1	SECTOR 2	LAP TIME		MPH	DIFF	TIME OF DAY
1 -		31.488	1:32.634		76.91	5.262	13:36:03.643
2 -	56.607	31.250	1:27.857		81.09	0.485	13:37:31.500
3 -	58.016	31.025	1:29.041		80.01	1.669	13:39:00.541
4 -	56.987	31.508	1:28.495		80.50	1.123	13:40:29.036
5 -	57.380	31.075	1:28.455		80.54	1.083	13:41:57.491
6 -	***56.501***	31.125	1:27.626	(2)	81.30	0.254	13:43:25.117
7 -	57.713	31.806	1:29.519		79.58	2.147	13:44:54.636
8 -	56.520	31.308	1:27.828	(3)	81.12	0.456	13:46:22.464
9 -	56.826	31.241	1:28.067		80.90	0.695	13:47:50.531
10 -	56.710	***30.662***	***1:27.372***	**(1)**	***81.54***		***13:49:17.903***

P7 96 Chris KENT MZ - Me, Myself & I

IDEAL LAP TIME : 1:27.629 BEST LAP TIME : 1:27.921 DIFFERENCE : 0.292

LAP	SECTOR 1	SECTOR 2	LAP TIME		MPH	DIFF	TIME OF DAY
1 -		31.552	1:32.480		77.03	4.559	13:36:03.489
2 -	56.459	31.462	***1:27.921***	**(1)**	***81.03***		***13:37:31.410***
3 -	57.220	31.308	1:28.528		80.47	0.607	13:38:59.938
4 -	57.248	31.614	1:28.862		80.17	0.941	13:40:28.800
5 -	56.525	31.624	1:28.149		80.82	0.228	13:41:56.949
6 -	56.896	31.621	1:28.517		80.48	0.596	13:43:25.466
7 -	57.240	31.722	1:28.962		80.08	1.041	13:44:54.428
8 -	***56.430***	31.494	1:27.924	(2)	81.03	0.003	13:46:22.352
9 -	56.750	***31.199***	1:27.949	(3)	81.00	0.028	13:47:50.301
10 -	56.637	31.334	1:27.971		80.98	0.050	13:49:18.272

P8 95 Christopher ROGERS MZ - CB Racing

IDEAL LAP TIME : 1:26.756 BEST LAP TIME : 1:27.001 DIFFERENCE : 0.245

LAP	SECTOR 1	SECTOR 2	LAP TIME		MPH	DIFF	TIME OF DAY
1 -		31.618	1:32.979		76.62	5.978	13:36:03.988
2 -	56.698	30.963	1:27.661	(2)	81.27	0.660	13:37:31.649
3 -	57.729	31.303	1:29.032		80.02	2.031	13:39:00.681
4 -	56.655	31.334	1:27.989	(3)	80.97	0.988	13:40:28.670
5 -	57.881	31.117	1:28.998		80.05	1.997	13:41:57.668
6 -	56.480	31.551	1:28.031		80.93	1.030	13:43:25.699
7 -	57.253	31.195	1:28.448		80.55	1.447	13:44:54.147
8 -	56.825	31.566	1:28.391		80.60	1.390	13:46:22.538
9 -	58.087	***30.744***	1:28.831		80.20	1.830	13:47:51.369
10 -	***56.012***	30.989	***1:27.001***	**(1)**	***81.89***		***13:49:18.370***

P9 3 GP Tom BARRETT Honda RS250 -

IDEAL LAP TIME : 1:23.236 BEST LAP TIME : 1:23.540 DIFFERENCE : 0.304

LAP	SECTOR 1	SECTOR 2	LAP TIME		MPH	DIFF	TIME OF DAY
1 -		30.463	1:57.485		60.64	33.945	13:36:28.494
2 -	56.220	29.518	1:25.738		83.09	2.198	13:37:54.232
3 -	55.881	29.666	1:25.547		83.28	2.007	13:39:19.779
4 -	55.301	30.042	1:25.343		83.48	1.803	13:40:45.122

Weather / Track : Bright / Dry

Donington Park National
Circuit Length = 1.9790 miles
Start: 13:34 Flag 13:48 End: 13:50

BMCRC - MRO Championships 2018 - Rnd 5 @ Donington Park

Chilton Motors BMZRC 250 MZ & Blue Haze 2-Stroke GP

RACE 11 - SECTOR ANALYSIS

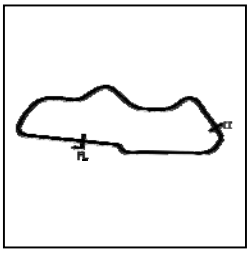

SECTOR 1 = FL to I1, SECTOR 2 = I1 to FL, DIFF = Difference To Personal Best Lap, P = Crossed Finish Line in Pit Lane, D = Time Disallowed

5 -	57.149	32.606	1:29.755		79.37	6.215	13:42:14.877
6 -	55.157	29.952	1:25.109		83.71	1.569	13:43:39.986
7 -	56.404	29.909	1:26.313		82.54	2.773	13:45:06.299
8 -	54.390	***29.342***	1:23.732	**(2)**	85.08	0.192	13:46:30.031
9 -	***53.894***	29.646	***1:23.540***	**(1)**	***85.28***		***13:47:53.571***
10 -	54.851	30.096	1:24.947	**(3)**	83.87	1.407	13:49:18.518

P10 70 GPF Andrew BURSCOUGH Yamaha YPVS 350 - Apollo Tuning

IDEAL LAP TIME : 1:24.805 BEST LAP TIME : 1:25.146 DIFFERENCE : 0.341

LAP	SECTOR 1	SECTOR 2	LAP TIME		MPH	DIFF	TIME OF DAY
1 -		29.654	1:55.180		61.85	30.034	13:36:26.189
2 -	***55.360***	29.786	***1:25.146***	**(1)**	***83.67***		***13:37:51.335***
3 -	55.884	***29.445***	1:25.329	**(2)**	83.49	0.183	13:39:16.664
4 -	57.432	29.726	1:27.158		81.74	2.012	13:40:43.822
5 -	57.901	31.428	1:29.329		79.75	4.183	13:42:13.151
6 -	56.189	30.060	1:26.249	**(3)**	82.60	1.103	13:43:39.400
7 -	56.544	30.656	1:27.200		81.70	2.054	13:45:06.600
8 -	57.047	31.594	1:28.641		80.37	3.495	13:46:35.241
9 -	58.885	30.980	1:29.865		79.28	4.719	13:48:05.106
10 -	59.276	31.713	1:30.989		78.30	5.843	13:49:36.095

P11 9 Gary HOWLETT MZ - HS Racing

IDEAL LAP TIME : 1:29.155 BEST LAP TIME : 1:29.537 DIFFERENCE : 0.382

LAP	SECTOR 1	SECTOR 2	LAP TIME		MPH	DIFF	TIME OF DAY
1 -		32.376	1:34.807		75.14	5.270	13:36:05.816
2 -	***57.408***	32.361	1:29.769	**(2)**	79.36	0.232	13:37:35.585
3 -	58.608	32.232	1:30.840		78.43	1.303	13:39:06.425
4 -	58.419	32.108	1:30.527		78.70	0.990	13:40:36.952
5 -	58.513	32.263	1:30.776		78.48	1.239	13:42:07.728
6 -	58.400	31.841	1:30.241		78.95	0.704	13:43:37.969
7 -	58.603	32.317	1:30.920		78.36	1.383	13:45:08.889
8 -	58.237	31.961	1:30.198		78.98	0.661	13:46:39.087
9 -	57.945	31.953	1:29.898	**(3)**	79.25	0.361	13:48:08.985
10 -	57.790	***31.747***	***1:29.537***	**(1)**	***79.57***		***13:49:38.522***

P12 125 GPF Ben MILES Honda RS125 - Allspeed

IDEAL LAP TIME : 1:26.584 BEST LAP TIME : 1:26.877 DIFFERENCE : 0.293

LAP	SECTOR 1	SECTOR 2	LAP TIME		MPH	DIFF	TIME OF DAY
1 -		31.124	1:58.095		60.32	31.218	13:36:29.104
2 -	56.203	31.720	1:27.923		81.03	1.046	13:37:57.027
3 -	57.797	30.959	1:28.756		80.27	1.879	13:39:25.783
4 -	56.775	31.157	1:27.932		81.02	1.055	13:40:53.715
5 -	***55.987***	30.890	***1:26.877***	**(1)**	***82.00***		***13:42:20.592***
6 -	56.752	***30.597***	1:27.349	**(2)**	81.56	0.472	13:43:47.941
7 -	57.248	30.887	1:28.135		80.83	1.258	13:45:16.076
8 -	57.168	31.328	1:28.496		80.50	1.619	13:46:44.572
9 -	56.709	30.990	1:27.699	**(3)**	81.23	0.822	13:48:12.271
10 -	56.719	31.132	1:27.851		81.09	0.974	13:49:40.122

P13 15 GPF Max HOUSE Yamaha TZR250 -

IDEAL LAP TIME : 1:27.585 BEST LAP TIME : 1:27.742 DIFFERENCE : 0.157

LAP	SECTOR 1	SECTOR 2	LAP TIME		MPH	DIFF	TIME OF DAY
1 -		30.948	1:59.750		59.49	32.008	13:36:30.759
2 -	57.186	31.259	1:28.445		80.55	0.703	13:37:59.204
3 -	57.443	31.097	1:28.540		80.46	0.798	13:39:27.744
4 -	***56.810***	33.269	1:30.079		79.09	2.337	13:40:57.823
5 -	57.557	31.792	1:29.349		79.73	1.607	13:42:27.172
6 -	56.967	***30.775***	***1:27.742***	**(1)**	***81.19***		***13:43:54.914***
7 -	57.780	31.268	1:29.048		80.00	1.306	13:45:23.962
8 -	57.023	30.898	1:27.921	**(2)**	81.03	0.179	13:46:51.883

Weather / Track : Bright / Dry

Donington Park National
Circuit Length = 1.9790 miles
Start: 13:34 Flag 13:48 End: 13:50

BMCRC - MRO Championships 2018 - Rnd 5 @ Donington Park

Chilton Motors BMZRC 250 MZ & Blue Haze 2-Stroke GP

RACE 11 - SECTOR ANALYSIS

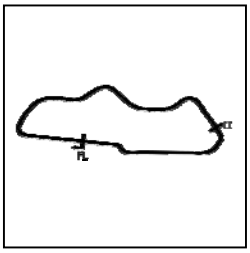

SECTOR 1 = FL to I1, SECTOR 2 = I1 to FL, DIFF = Difference To Personal Best Lap, P = Crossed Finish Line in Pit Lane, D = Time Disallowed

9 -	57.316	30.955	1:28.271	(3)	80.71	0.529	13:48:20.154
10 -	58.518	31.324	1:29.842		79.30	2.100	13:49:49.996

P14 23 Brian SKINNER MZ - Dept. of Work & Pensions

IDEAL LAP TIME : 1:30.040 BEST LAP TIME : 1:30.120 DIFFERENCE : 0.080

LAP	SECTOR 1	SECTOR 2	LAP TIME		MPH	DIFF	TIME OF DAY
1 -		31.853	1:38.252		72.51	8.132	13:36:09.261
2 -	***58.339***	32.256	1:30.595	(3)	78.64	0.475	13:37:39.856
3 -	59.525	32.441	1:31.966		77.47	1.846	13:39:11.822
4 -	58.346	31.774	***1:30.120***	(1)	***79.05***		***13:40:41.942***
5 -	58.814	33.863	1:32.677		76.87	2.557	13:42:14.619
6 -	58.534	***31.701***	1:30.235	(2)	78.95	0.115	13:43:44.854
7 -	59.027	32.616	1:31.643		77.74	1.523	13:45:16.497
8 -	59.680	32.111	1:31.791		77.61	1.671	13:46:48.288
9 -	58.849	31.943	1:30.792		78.47	0.672	13:48:19.080
10 -	59.153	32.408	1:31.561		77.81	1.441	13:49:50.641

P15 63 Keith BADGER MZ - Bgr racing

IDEAL LAP TIME : 1:30.525 BEST LAP TIME : 1:30.816 DIFFERENCE : 0.291

LAP	SECTOR 1	SECTOR 2	LAP TIME		MPH	DIFF	TIME OF DAY
1 -		32.967	1:35.100		74.91	4.284	13:36:06.109
2 -	58.443	32.980	1:31.423		77.93	0.607	13:37:37.532
3 -	59.473	32.791	1:32.264		77.22	1.448	13:39:09.796
4 -	59.604	***32.360***	1:31.964		77.47	1.148	13:40:41.760
5 -	58.537	34.485	1:33.022		76.59	2.206	13:42:14.782
6 -	***58.165***	32.651	***1:30.816***	(1)	***78.45***		***13:43:45.598***
7 -	58.559	32.860	1:31.419		77.93	0.603	13:45:17.017
8 -	58.882	32.403	1:31.285	(3)	78.04	0.469	13:46:48.302
9 -	58.192	32.774	1:30.966	(2)	78.32	0.150	13:48:19.268
10 -	58.489	33.008	1:31.497		77.86	0.681	13:49:50.765

P16 69 R Alexander MANN MZ - HS RACING

IDEAL LAP TIME : 1:30.277 BEST LAP TIME : 1:30.277 DIFFERENCE : 0.000

LAP	SECTOR 1	SECTOR 2	LAP TIME		MPH	DIFF	TIME OF DAY
1 -		32.521	1:35.709		74.43	5.432	13:36:06.718
2 -	58.725	32.262	1:30.987	(2)	78.30	0.710	13:37:37.705
3 -	58.800	32.667	1:31.467		77.89	1.190	13:39:09.172
4 -	59.546	32.478	1:32.024		77.42	1.747	13:40:41.196
5 -	58.869	34.948	1:33.817		75.94	3.540	13:42:15.013
6 -	59.079	32.093	1:31.172	(3)	78.14	0.895	13:43:46.185
7 -	59.747	32.457	1:32.204		77.27	1.927	13:45:18.389
8 -	59.211	32.021	1:31.232		78.09	0.955	13:46:49.621
9 -	58.650	32.611	1:31.261		78.06	0.984	13:48:20.882
10 -	***58.449***	***31.828***	***1:30.277***	(1)	***78.91***		***13:49:51.159***

P17 113 Liam NEWMAN MZ - Team newman racing

IDEAL LAP TIME : 1:31.211 BEST LAP TIME : 1:31.431 DIFFERENCE : 0.220

LAP	SECTOR 1	SECTOR 2	LAP TIME		MPH	DIFF	TIME OF DAY
1 -		32.712	1:38.353		72.43	6.922	13:36:09.362
2 -	59.055	32.790	1:31.845	(3)	77.57	0.414	13:37:41.207
3 -	1:00.552	32.653	1:33.205		76.44	1.774	13:39:14.412
4 -	1:00.041	32.566	1:32.607		76.93	1.176	13:40:47.019
5 -	1:00.430	32.260	1:32.690		76.86	1.259	13:42:19.709
6 -	59.515	***32.259***	1:31.774	(2)	77.63	0.343	13:43:51.483
7 -	59.335	32.648	1:31.983		77.45	0.552	13:45:23.466
8 -	***58.952***	32.479	***1:31.431***	(1)	***77.92***		***13:46:54.897***
9 -	59.385	32.707	1:32.092		77.36	0.661	13:48:26.989
10 -	59.529	33.102	1:32.631		76.91	1.200	13:49:59.620

Weather / Track : Bright / Dry

Donington Park National
Circuit Length = 1.9790 miles
Start: 13:34 Flag 13:48 End: 13:50

BMCRC - MRO Championships 2018 - Rnd 5 @ Donington Park

Chilton Motors BMZRC 250 MZ & Blue Haze 2-Stroke GP

RACE 11 - SECTOR ANALYSIS

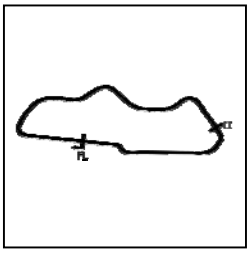

SECTOR 1 = FL to I1, SECTOR 2 = I1 to FL, DIFF = Difference To Personal Best Lap, P = Crossed Finish Line in Pit Lane, D = Time Disallowed

P18 17 GPF David PATERSON Yamaha TZR250 - Lots of overtime

IDEAL LAP TIME : 1:28.510 BEST LAP TIME : 1:28.555 DIFFERENCE : 0.045

LAP	SECTOR 1	SECTOR 2	LAP TIME	MPH	DIFF	TIME OF DAY
1 -		31.725	2:01.846	58.47	33.291	13:36:32.855
2 -	58.553	***31.176***	1:29.729	79.40	1.174	13:38:02.584
3 -	59.436	31.534	1:30.970	78.31	2.415	13:39:33.554
4 -	59.377	31.383	1:30.760	78.49	2.205	13:41:04.314
5 -	58.603	31.303	1:29.906	79.24	1.351	13:42:34.220
6 -	58.437	32.148	1:30.585	78.65	2.030	13:44:04.805
7 -	58.279	31.362	1:29.641	79.47	1.086	13:45:34.446
8 -	57.550	31.386	1:28.936 **(2)**	80.10	0.381	13:47:03.382
9 -	57.964	31.553	1:29.517 **(3)**	79.58	0.962	13:48:32.899
10 -	***57.334***	31.221	***1:28.555*** **(1)**	***80.45***		***13:50:01.454***

P19 22 Simon FINCH MZ - BlueCloud Projects Ltd

IDEAL LAP TIME : 1:30.821 BEST LAP TIME : 1:31.243 DIFFERENCE : 0.422

LAP	SECTOR 1	SECTOR 2	LAP TIME	MPH	DIFF	TIME OF DAY
1 -		32.399	1:40.144	71.14	8.901	13:36:11.153
2 -	***58.643***	32.600	***1:31.243*** **(1)**	***78.08***		***13:37:42.396***
3 -	59.990	32.522	1:32.512	77.01	1.269	13:39:14.908
4 -	1:00.030	***32.178***	1:32.208	77.26	0.965	13:40:47.116
5 -	59.983	32.670	1:32.653	76.89	1.410	13:42:19.769
6 -	1:00.797	32.617	1:33.414	76.26	2.171	13:43:53.183
7 -	59.861	32.783	1:32.644	76.90	1.401	13:45:25.827
8 -	59.240	32.897	1:32.137 **(3)**	77.32	0.894	13:46:57.964
9 -	59.618	32.230	1:31.848 **(2)**	77.56	0.605	13:48:29.812
10 -	59.682	32.722	1:32.404	77.10	1.161	13:50:02.216

P20 76 GPF Kevin HIGERTY Yamaha TZR250 - Aitch Racing

IDEAL LAP TIME : 1:29.188 BEST LAP TIME : 1:29.217 DIFFERENCE : 0.029

LAP	SECTOR 1	SECTOR 2	LAP TIME	MPH	DIFF	TIME OF DAY
1 -		32.628	2:03.225	57.81	34.008	13:36:34.234
2 -	58.203	31.204	1:29.407 **(2)**	79.68	0.190	13:38:03.641
3 -	59.203	31.690	1:30.893	78.38	1.676	13:39:34.534
4 -	59.754	31.595	1:31.349	77.99	2.132	13:41:05.883
5 -	58.192	31.280	1:29.472 **(3)**	79.62	0.255	13:42:35.355
6 -	59.028	31.387	1:30.415	78.79	1.198	13:44:05.770
7 -	58.110	***31.107***	***1:29.217*** **(1)**	***79.85***		***13:45:34.987***
8 -	58.090	31.412	1:29.502	79.60	0.285	13:47:04.489
9 -	58.591	31.792	1:30.383	78.82	1.166	13:48:34.872
10 -	***58.081***	31.438	1:29.519	79.58	0.302	13:50:04.391

P21 68 Graham GARRIQUES MZ -

IDEAL LAP TIME : 1:31.336 BEST LAP TIME : 1:31.614 DIFFERENCE : 0.278

LAP	SECTOR 1	SECTOR 2	LAP TIME	MPH	DIFF	TIME OF DAY
1 -		33.058	1:38.263	72.50	6.649	13:36:09.272
2 -	59.469	34.425	1:33.894	75.87	2.280	13:37:43.166
3 -	59.509	32.389	1:31.898 **(3)**	77.52	0.284	13:39:15.064
4 -	1:00.826	33.046	1:33.872	75.89	2.258	13:40:48.936
5 -	59.876	32.855	1:32.731	76.83	1.117	13:42:21.667
6 -	59.439	***32.175***	***1:31.614*** **(1)**	***77.76***		***13:43:53.281***
7 -	1:00.538	32.550	1:33.088	76.53	1.474	13:45:26.369
8 -	***59.161***	32.539	1:31.700 **(2)**	77.69	0.086	13:46:58.069
9 -	1:00.251	32.864	1:33.115	76.51	1.501	13:48:31.184
10 -	1:00.608	32.696	1:33.304	76.35	1.690	13:50:04.488

P22 60 GPF Daniel GOUGH Yamaha TZR 250 - G Force Motorcycles

IDEAL LAP TIME : 1:27.974 BEST LAP TIME : 1:27.974 DIFFERENCE : 0.000

LAP	SECTOR 1	SECTOR 2	LAP TIME	MPH	DIFF	TIME OF DAY

Weather / Track : Bright / Dry

Donington Park National
Circuit Length = 1.9790 miles
Start: 13:34 Flag 13:48 End: 13:50

BMCRC - MRO Championships 2018 - Rnd 5 @ Donington Park

Chilton Motors BMZRC 250 MZ & Blue Haze 2-Stroke GP

RACE 11 - SECTOR ANALYSIS

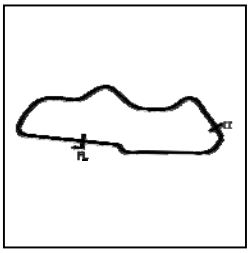

SECTOR 1 = FL to I1, SECTOR 2 = I1 to FL, DIFF = Difference To Personal Best Lap, P = Crossed Finish Line in Pit Lane, D = Time Disallowed

1 -		31.945	2:02.055		58.37	34.081	13:36:33.064
2 -	58.900	31.052	1:29.952		79.20	1.978	13:38:03.016
3 -	59.571	31.246	1:30.817		78.45	2.843	13:39:33.833
4 -	1:00.114	31.082	1:31.196		78.12	3.222	13:41:05.029
5 -	58.441	31.106	1:29.547	(3)	79.56	1.573	13:42:34.576
6 -	59.269	31.053	1:30.322		78.88	2.348	13:44:04.898
7 -	58.684	31.185	1:29.869		79.27	1.895	13:45:34.767
8 -	57.969	30.936	1:28.905	(2)	80.13	0.931	13:47:03.672
9 -	58.156	34.848	1:33.004		76.60	5.030	13:48:36.676
10 -	***57.607***	***30.367***	***1:27.974***	**(1)**	***80.98***		***13:50:04.650***

P23 40 Simon SNOWDEN MZ - Wheels motorcycles peterborough

IDEAL LAP TIME : 1:32.214 BEST LAP TIME : 1:32.323 DIFFERENCE : 0.109

LAP	SECTOR 1	SECTOR 2	LAP TIME		MPH	DIFF	TIME OF DAY
1 -		32.904	1:39.753		71.42	7.430	13:36:10.762
2 -	59.988	32.901	1:32.889	(3)	76.70	0.566	13:37:43.651
3 -	***59.912***	32.411	***1:32.323***	**(1)**	***77.17***		***13:39:15.974***
4 -	1:00.265	***32.302***	1:32.567	(2)	76.96	0.244	13:40:48.541
5 -	1:01.059	33.286	1:34.345		75.51	2.022	13:42:22.886
6 -	1:00.283	32.856	1:33.139		76.49	0.816	13:43:56.025
7 -	1:00.832	32.922	1:33.754		75.99	1.431	13:45:29.779
8 -	1:00.549	33.036	1:33.585		76.13	1.262	13:47:03.364
9 -	1:00.339	32.858	1:33.197		76.44	0.874	13:48:36.561
10 -	1:00.165	33.260	1:33.425		76.26	1.102	13:50:09.986

P24 28 R William BROWN MZ -

IDEAL LAP TIME : 1:33.502 BEST LAP TIME : 1:33.563 DIFFERENCE : 0.061

LAP	SECTOR 1	SECTOR 2	LAP TIME		MPH	DIFF	TIME OF DAY
1 -		33.535	1:40.076		71.19	6.513	13:36:11.085
2 -	1:00.147	33.809	1:33.956	(3)	75.82	0.393	13:37:45.041
3 -	1:00.888	***33.419***	1:34.307		75.54	0.744	13:39:19.348
4 -	***1:00.083***	33.683	1:33.766	(2)	75.98	0.203	13:40:53.114
5 -	1:00.127	33.436	***1:33.563***	**(1)**	***76.14***		***13:42:26.677***
6 -	1:00.610	34.421	1:35.031		74.97	1.468	13:44:01.708
7 -	1:00.085	34.647	1:34.732		75.20	1.169	13:45:36.440
8 -	1:00.707	33.464	1:34.171		75.65	0.608	13:47:10.611
9 -	1:00.394	33.759	1:34.153		75.67	0.590	13:48:44.764

P25 47 Richard FAYERS MZ -

IDEAL LAP TIME : 1:33.714 BEST LAP TIME : 1:34.134 DIFFERENCE : 0.420

LAP	SECTOR 1	SECTOR 2	LAP TIME		MPH	DIFF	TIME OF DAY
1 -		33.945	1:40.862		70.63	6.728	13:36:11.871
2 -	1:01.215	33.105	1:34.320		75.53	0.186	13:37:46.191
3 -	1:02.461	32.813	1:35.274		74.78	1.140	13:39:21.465
4 -	1:01.502	35.198	1:36.700		73.67	2.566	13:40:58.165
5 -	1:01.263	32.957	1:34.220	(3)	75.61	0.086	13:42:32.385
6 -	1:01.676	***32.540***	1:34.216	(2)	75.62	0.082	13:44:06.601
7 -	***1:01.174***	32.960	***1:34.134***	**(1)**	***75.68***		***13:45:40.735***
8 -	1:01.475	33.346	1:34.821		75.13	0.687	13:47:15.556
9 -	1:01.729	33.039	1:34.768		75.17	0.634	13:48:50.324

P26 56 Russell TURNER MZ -

IDEAL LAP TIME : 1:35.342 BEST LAP TIME : 1:35.789 DIFFERENCE : 0.447

LAP	SECTOR 1	SECTOR 2	LAP TIME		MPH	DIFF	TIME OF DAY
1 -		34.159	1:44.907		67.91	9.118	13:36:15.916
2 -	1:02.013	34.388	1:36.401		73.90	0.612	13:37:52.317
3 -	1:03.510	34.753	1:38.263		72.50	2.474	13:39:30.580
4 -	1:02.665	***33.542***	1:36.207	(2)	74.05	0.418	13:41:06.787
5 -	1:02.046	33.743	***1:35.789***	**(1)**	***74.37***		***13:42:42.576***
6 -	***1:01.800***	34.580	1:36.380	(3)	73.92	0.591	13:44:18.956

Weather / Track : Bright / Dry

Donington Park National
Circuit Length = 1.9790 miles
Start: 13:34 Flag 13:48 End: 13:50

BMCRC - MRO Championships 2018 - Rnd 5 @ Donington Park

Chilton Motors BMZRC 250 MZ & Blue Haze 2-Stroke GP

RACE 11 - SECTOR ANALYSIS

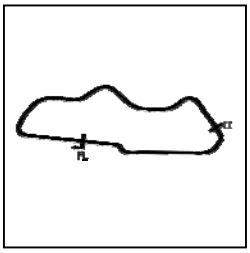

SECTOR 1 = FL to I1, SECTOR 2 = I1 to FL, DIFF = Difference To Personal Best Lap, P = Crossed Finish Line in Pit Lane, D = Time Disallowed

7 -	1:02.833	35.143	1:37.976	72.71	2.187	13:45:56.932
8 -	1:04.150	33.742	1:37.892	72.78	2.103	13:47:34.824
9 -	1:03.201	33.927	1:37.128	73.35	1.339	13:49:11.952

P27 25 Chris CHADDERTON MZ -

IDEAL LAP TIME : 1:35.663 BEST LAP TIME : 1:35.948 DIFFERENCE : 0.285

LAP	SECTOR 1	SECTOR 2	LAP TIME	MPH	DIFF	TIME OF DAY
1 -		35.349	1:44.608	68.10	8.660	13:36:15.617
2 -	1:03.269	34.819	1:38.088	72.63	2.140	13:37:53.705
3 -	1:03.332	34.373	1:37.705	72.91	1.757	13:39:31.410
4 -	1:03.020	34.416	1:37.436	73.12	1.488	13:41:08.846
5 -	***1:02.076***	34.396	1:36.472 **(2)**	73.85	0.524	13:42:45.318
6 -	1:03.219	34.236	1:37.455	73.10	1.507	13:44:22.773
7 -	1:02.361	***33.587***	***1:35.948*** **(1)**	***74.25***		***13:45:58.721***
8 -	1:02.979	33.754	1:36.733 **(3)**	73.65	0.785	13:47:35.454
9 -	1:02.426	34.617	1:37.043	73.41	1.095	13:49:12.497

P28 66 Mark VINCENT MZ - Putoline

IDEAL LAP TIME : 1:35.817 BEST LAP TIME : 1:36.328 DIFFERENCE : 0.511

LAP	SECTOR 1	SECTOR 2	LAP TIME	MPH	DIFF	TIME OF DAY
1 -		35.204	1:44.794	67.98	8.466	13:36:15.803
2 -	1:03.595	34.552	1:38.147	72.59	1.819	13:37:53.950
3 -	1:03.642	34.329	1:37.971	72.72	1.643	13:39:31.921
4 -	1:03.121	34.307	1:37.428	73.12	1.100	13:41:09.349
5 -	1:03.151	33.991	1:37.142	73.34	0.814	13:42:46.491
6 -	1:02.472	33.856	***1:36.328*** **(1)**	***73.96***		***13:44:22.819***
7 -	1:02.388	34.099	1:36.487 **(2)**	73.84	0.159	13:45:59.306
8 -	1:03.228	***33.853***	1:37.081	73.38	0.753	13:47:36.387
9 -	***1:01.964***	34.909	1:36.873 **(3)**	73.54	0.545	13:49:13.260

P29 30 GPF Neil HEWSON Suzuki RGV250 -

IDEAL LAP TIME : 1:32.047 BEST LAP TIME : 1:32.047 DIFFERENCE : 0.000

LAP	SECTOR 1	SECTOR 2	LAP TIME	MPH	DIFF	TIME OF DAY
1 -		33.528	2:07.058	56.07	35.011	13:36:38.067
2 -	1:03.952	34.467	1:38.419	72.39	6.372	13:38:16.486
3 -	1:02.116	33.689	1:35.805	74.36	3.758	13:39:52.291
4 -	1:01.817	33.432	1:35.249	74.80	3.202	13:41:27.540
5 -	1:01.656	33.302	1:34.958	75.02	2.911	13:43:02.498
6 -	1:01.419	32.812	1:34.231 **(3)**	75.60	2.184	13:44:36.729
7 -	***59.954***	***32.093***	***1:32.047*** **(1)**	***77.40***		***13:46:08.776***
8 -	1:01.008	33.948	1:34.956	75.03	2.909	13:47:43.732
9 -	1:00.586	32.708	1:33.294 **(2)**	76.36	1.247	13:49:17.026

P30 5 Garry SAMETT MZ - smallmouse

IDEAL LAP TIME : 1:38.119 BEST LAP TIME : 1:38.489 DIFFERENCE : 0.370

LAP	SECTOR 1	SECTOR 2	LAP TIME	MPH	DIFF	TIME OF DAY
1 -		35.732	1:46.729	66.75	8.240	13:36:17.738
2 -	1:04.734	35.048	1:39.782	71.40	1.293	13:37:57.520
3 -	1:05.250	35.756	1:41.006	70.53	2.517	13:39:38.526
4 -	1:05.144	35.200	1:40.344	71.00	1.855	13:41:18.870
5 -	1:04.892	35.036	1:39.928	71.29	1.439	13:42:58.798
6 -	1:05.378	35.267	1:40.645	70.78	2.156	13:44:39.443
7 -	1:04.099	35.348	1:39.447 **(3)**	71.64	0.958	13:46:18.890
8 -	1:04.139	***34.350***	***1:38.489*** **(1)**	***72.33***		***13:47:57.379***
9 -	***1:03.769***	35.039	1:38.808 **(2)**	72.10	0.319	13:49:36.187

P31 67 GPF Mark BAILEY Yamaha TZR250 - Gforce motorcycles

IDEAL LAP TIME : 1:47.062 BEST LAP TIME : 1:47.935 DIFFERENCE : 0.873

LAP	SECTOR 1	SECTOR 2	LAP TIME	MPH	DIFF	TIME OF DAY

Weather / Track : Bright / Dry

Donington Park National
Circuit Length = 1.9790 miles
Start: 13:34 Flag 13:48 End: 13:50

BMCRC - MRO Championships 2018 - Rnd 5 @ Donington Park

Chilton Motors BMZRC 250 MZ & Blue Haze 2-Stroke GP

RACE 11 - SECTOR ANALYSIS

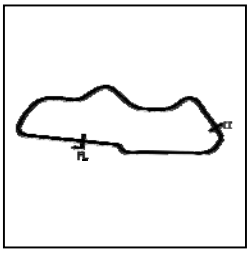

SECTOR 1 = FL to I1, SECTOR 2 = I1 to FL, DIFF = Difference To Personal Best Lap, P = Crossed Finish Line in Pit Lane, D = Time Disallowed

1 -		***36.813***	2:15.702	52.50	27.767	13:36:46.711
2 -	1:11.311	37.244	1:48.555 **(2)**	65.63	0.620	13:38:35.266
3 -	1:11.763	38.588	1:50.351	64.56	2.416	13:40:25.617
4 -	1:11.045	38.312	1:49.357	65.15	1.422	13:42:14.974
5 -	1:11.766	38.921	1:50.687	64.36	2.752	13:44:05.661
6 -	1:12.062	37.915	1:49.977	64.78	2.042	13:45:55.638
7 -	1:11.137	37.509	1:48.646 **(3)**	65.57	0.711	13:47:44.284
8 -	***1:10.249***	37.686	***1:47.935*** **(1)**	***66.00***		***13:49:32.219***

P32 55 GPF Nick COOPER

Aprilia RS 250 MK2 - Skint Racing - Wemoto.com and Mr Spotc

IDEAL LAP TIME : 1:27.007 BEST LAP TIME : 1:27.007 DIFFERENCE : 0.000

LAP	SECTOR 1	SECTOR 2	LAP TIME	MPH	DIFF	TIME OF DAY
1 -		30.720	1:57.177	60.80	30.170	13:36:28.186
2 -	***56.675***	***30.332***	***1:27.007*** **(1)**	***81.88***		***13:37:55.193***
3 -	57.000	30.787	1:27.787 **(3)**	81.15	0.780	13:39:22.980
4 -			1:28.325	80.66	1.318	13:40:51.305
5 -	57.760	30.610	1:28.370	80.62	1.363	13:42:19.675
6 -			1:27.571 **(2)**	81.35	0.564	13:43:47.246

P33 32 R John ASHMEAD

MZ -

IDEAL LAP TIME : 1:36.521 BEST LAP TIME : 1:36.819 DIFFERENCE : 0.298

LAP	SECTOR 1	SECTOR 2	LAP TIME	MPH	DIFF	TIME OF DAY
1 -		34.173	1:41.983	69.86	5.164	13:36:12.992
2 -	1:02.846	34.174	1:37.020 **(2)**	73.43	0.201	13:37:50.012
3 -	1:02.796	34.023	***1:36.819*** **(1)**	***73.58***		***13:39:26.831***
4 -	1:03.493	35.060	1:38.553	72.29	1.734	13:41:05.384
5 -	1:02.867	34.211	1:37.078 **(3)**	73.39	0.259	13:42:42.462
6 -	1:05.814	***33.828***	1:39.642	71.50	2.823	13:44:22.104

P34 21 GPF Ben HUNTER

Yamaha RD350LC -

IDEAL LAP TIME : BEST LAP TIME : DIFFERENCE :

LAP	SECTOR 1	SECTOR 2	LAP TIME	MPH	DIFF	TIME OF DAY
1 -		***30.798***	1:59.003	59.86		13:36:30.012

P35 61 GPF Ian READ

Suzuki RGT460 - MiMS Racing, Discountbikespares.co.uk

IDEAL LAP TIME : BEST LAP TIME : DIFFERENCE :

LAP	SECTOR 1	SECTOR 2	LAP TIME	MPH	DIFF	TIME OF DAY
1 -		***32.777***	2:03.760	57.56		13:36:34.769

Weather / Track : Bright / Dry

Donington Park National
Circuit Length = 1.9790 miles
Start: 13:34 Flag 13:48 End: 13:50

BMCRC - MRO Championships 2018 - Rnd 5 @ Donington Park

Chilton Motors BMZRC 250 MZ & Blue Haze 2-Stroke GP

RACE 11 - BEST SECTORS

	SECTOR 1			SECTOR 2			IDEAL / BEST COMPARISON					
POS	NO	NAME	TIME	NO	NAME	TIME	POS	NO	NAME	IDEAL	BEST	DIFF
									PERFECT LAP	1:21.013		
1	12	MARTIN	**52.440**	12	MARTIN	**28.573**	1	12	MARTIN	1:21.013	1:21.134	0.121
2	81	GRANT	**52.962**	81	GRANT	**29.059**	2	81	GRANT	1:22.021	1:22.384	0.363
3	190	THORNE	**53.108**	101	DAVIES	**29.234**	3	190	THORNE	1:22.710	1:22.968	0.258
4	3	BARRETT	**53.894**	3	BARRETT	**29.342**	4	3	BARRETT	1:23.236	1:23.540	0.304
5	7	FISHWICK	**53.906**	70	BURSCOUGH	**29.445**	5	101	DAVIES	1:23.287	1:23.300	0.013
6	101	DAVIES	**54.053**	7	FISHWICK	**29.534**	6	7	FISHWICK	1:23.440	1:23.440	0.000
7	70	BURSCOUGH	**55.360**	190	THORNE	**29.602**	7	70	BURSCOUGH	1:24.805	1:25.146	0.341
8	125	MILES	**55.987**	55	COOPER	**30.332**	8	125	MILES	1:26.584	1:26.877	0.293
9	95	ROGERS	**56.012**	60	GOUGH	**30.367**	9	95	ROGERS	1:26.756	1:27.001	0.245
10	96	KENT	**56.430**	125	MILES	**30.597**	10	55	COOPER	1:27.007	1:27.007	0.000
11	82	TAYLOR	**56.501**	82	TAYLOR	**30.662**	11	82	TAYLOR	1:27.163	1:27.372	0.209
12	55	COOPER	**56.675**	95	ROGERS	**30.744**	12	15	HOUSE	1:27.585	1:27.742	0.157
13	15	HOUSE	**56.810**	15	HOUSE	**30.775**	13	96	KENT	1:27.629	1:27.921	0.292
14	17	PATERSON	**57.334**	21	HUNTER	**30.798**	14	60	GOUGH	1:27.974	1:27.974	0.000
15	9	HOWLETT	**57.408**	76	HIGERTY	**31.107**	15	17	PATERSON	1:28.510	1:28.555	0.045
16	60	GOUGH	**57.607**	17	PATERSON	**31.176**	16	9	HOWLETT	1:29.155	1:29.537	0.382
17	76	HIGERTY	**58.081**	96	KENT	**31.199**	17	76	HIGERTY	1:29.188	1:29.217	0.029
18	63	BADGER	**58.165**	23	SKINNER	**31.701**	18	23	SKINNER	1:30.040	1:30.120	0.080
19	23	SKINNER	**58.339**	9	HOWLETT	**31.747**	19	69	MANN	1:30.277	1:30.277	0.000
20	69	MANN	**58.449**	69	MANN	**31.828**	20	63	BADGER	1:30.525	1:30.816	0.291
21	22	FINCH	**58.643**	30	HEWSON	**32.093**	21	22	FINCH	1:30.821	1:31.243	0.422
22	113	NEWMAN	**58.952**	68	GARRIQUES	**32.175**	22	113	NEWMAN	1:31.211	1:31.431	0.220
23	68	GARRIQUES	**59.161**	22	FINCH	**32.178**	23	68	GARRIQUES	1:31.336	1:31.614	0.278
24	40	SNOWDEN	**59.912**	113	NEWMAN	**32.259**	24	30	HEWSON	1:32.047	1:32.047	0.000
25	30	HEWSON	**59.954**	40	SNOWDEN	**32.302**	25	40	SNOWDEN	1:32.214	1:32.323	0.109
26	28	BROWN	**1:00.083**	63	BADGER	**32.360**	26	28	BROWN	1:33.502	1:33.563	0.061
27	47	FAYERS	**1:01.174**	47	FAYERS	**32.540**	27	47	FAYERS	1:33.714	1:34.134	0.420
28	56	TURNER	**1:01.800**	61	READ	**32.777**	28	56	TURNER	1:35.342	1:35.789	0.447
29	66	VINCENT	**1:01.964**	28	BROWN	**33.419**	29	25	CHADDERTON	1:35.663	1:35.948	0.285
30	25	CHADDERTON	**1:02.076**	56	TURNER	**33.542**	30	66	VINCENT	1:35.817	1:36.328	0.511
31	32	ASHMEAD	**1:02.693**	25	CHADDERTON	**33.587**	31	32	ASHMEAD	1:36.521	1:36.819	0.298
32	5	SAMETT	**1:03.769**	32	ASHMEAD	**33.828**	32	5	SAMETT	1:38.119	1:38.489	0.370
33	67	BAILEY	**1:10.249**	66	VINCENT	**33.853**	33	67	BAILEY	1:47.062	1:47.935	0.873
34				5	SAMETT	**34.350**	34	21	HUNTER			
35				67	BAILEY	**36.813**	35	61	READ			

Weather / Track : Bright / Dry

Donington Park National
Circuit Length = 1.9790 miles
Start: 13:34 Flag 13:48 End: 13:50

Results can be found at www.tsl-timing.com

Printed - 13:51 Sunday, 17 June 2018

CHILTON MOTORS LTD
MZ CHAMPIONSHIP

BMCRC - MRO Championships 2018 - Rnd 5 @ Donington Park

Chilton Motors BMZRC 250 MZ & Blue Haze 2-Stroke GP

RACE 22 - GRID (10 Laps)

ROW 15	45	14 Roger MARSH	44	169 Mark ELLERAY	43	74 Paul WHITBY		
ROW 14	42	45 Peter MOORE	41	61 Ian READ	40	21 Ben HUNTER		
ROW 13	39	67 1:47.935 Mark BAILEY	38	30 1:32.047 Neil HEWSON	37	76 1:29.217 Kevin HIGERTY		
ROW 12	36	17 1:28.555 David PATERSON	35	60 1:27.974 Daniel GOUGH	34	15 1:27.742 Max HOUSE		
ROW 11	33	55 1:27.007 Nick COOPER	32	125 1:26.877 Ben MILES	31	70 1:25.146 Andrew BURSCOUGH		
ROW 10	30	3 1:23.540 Tom BARRETT	29	7 1:23.440 Pete FISHWICK	28	101 1:23.300 Andrew DAVIES		
ROW 9	27	190 1:22.968 Peter THORNE	26	81 1:22.384 Scott GRANT	25	12 1:21.134 Adrian MARTIN		
ROW 8	24		23		22			
ROW 7	21		20		19	8 Peter MANNERING		
ROW 6	18	5 1:38.489 Garry SAMETT	17	32 1:36.819 John ASHMEAD	16	66 1:36.328 Mark VINCENT		
ROW 5	15	25 1:35.948 Chris CHADDERTON	14	56 1:35.789 Russell TURNER	13	47 1:34.134 Richard FAYERS		
ROW 4	12	28 1:33.563 William BROWN	11	40 1:32.323 Simon SNOWDEN	10	68 1:31.614 Graham GARRIQUES		
ROW 3	9	113 1:31.431 Liam NEWMAN	8	22 1:31.243 Simon FINCH	7	63 1:30.816 Keith BADGER		
ROW 2	6	69 1:30.277 Alexander MANN	5	23 1:30.120 Brian SKINNER	4	9 1:29.537 Gary HOWLETT		
ROW 1	3	96 1:27.921 Chris KENT	2	82 1:27.372 Mark TAYLOR	1	95 1:27.001 Christopher ROGERS		
						Pole		

Donington Park National
Circuit Length = 1.9790 miles

These results are provisional until the conclusion of any judicial and technical matters.

Clerk Of Course :		Timekeeper :

Results can be found at www.tsl-timing.com

Printed - 14:01 Sunday, 17 June 2018

TSL SPORTS TIMING TIMING SOLUTIONS LTD

MRO

CHILTON MOTORS LTD
MZ CHAMPIONSHIP

BMCRC - MRO Championships 2018 - Rnd 5 @ Donington Park

Chilton Motors BMZRC 250 MZ & Blue Haze 2-Stroke GP

RACE 22 - CLASSIFICATION

POS	NO	CL	PIC	NAME	ENTRY	LAPS	TIME	GAP	DIFF	MPH	BEST	ON
1	12	GP	1	Adrian MARTIN	Yamaha TZ250 - Strategic business development &	10	14:39.686			80.83	1:22.623	10
2	81	GPF	1	Scott GRANT	Yamaha TZR250 - SEAGER engineering/ Motaa Cy	10	14:40.204	0.518	0.518	80.78	1:22.061	10
3	101	GPF	2	Andrew DAVIES	Spondon 350 - GIBSON EXHAUSTS	10	14:40.900	1.214	0.696	80.72	1:22.650	9
4	190	GP	2	Peter THORNE	Yamaha TZ250 - Aspire Classic Restorations	10	14:42.891	3.205	1.991	80.54	1:22.935	9
5	3	GP	3	Tom BARRETT	Honda RS250 -	10	14:54.126	14.440	11.235	79.53	1:23.824	7
6	95		1	Christopher ROGERS	MZ - CB Racing	10	14:56.599	16.913	2.473	79.31	1:28.390	9
7	96		2	Chris KENT	MZ - Me, Myself & I	10	14:56.640	16.954	0.041	79.30	1:28.409	9
8	82		3	Mark TAYLOR	MZ - Longhove Contracts	10	14:58.306	18.620	1.666	79.16	1:28.373	9
9	9		4	Gary HOWLETT	MZ - HS Racing	10	15:02.077	22.391	3.771	78.82	1:28.333	2
10	113		5	Liam NEWMAN	MZ - Team newman racing	10	15:17.579	37.893	15.502	77.49	1:30.211	8
11	69	R	1	Alexander MANN	MZ - HS RACING	10	15:18.147	38.461	0.568	77.44	1:29.890	2
12	63		6	Keith BADGER	MZ - Bgr racing	10	15:18.229	38.543	0.082	77.44	1:29.923	10
13	68		7	Graham GARRIQUES	MZ -	10	15:18.780	39.094	0.551	77.39	1:30.309	10
14	21	GPF	3	Ben HUNTER	Yamaha RD350LC -	10	15:20.466	40.780	1.686	77.25	1:26.963	2
15	125	GPF	4	Ben MILES	Honda RS125 - Allspeed	10	15:21.094	41.408	0.628	77.20	1:27.568	2
16	40		8	Simon SNOWDEN	MZ - Wheels motorcycles peterborough	10	15:46.410	1:06.724	25.316	75.13	1:33.405	4
17	60	GPF	5	Daniel GOUGH	Yamaha TZR 250 - G Force Motorcycles	10	15:48.362	1:08.676	1.952	74.98	1:30.277	2
18	28	R	2	William BROWN	MZ -	10	15:49.164	1:09.478	0.802	74.91	1:33.459	10
19	32	R	3	John ASHMEAD	MZ -	10	15:59.328	1:19.642	10.164	74.12	1:33.562	10
20	17	GPF	6	David PATERSON	Yamaha TZR250 - Lots of overtime	10	16:03.220	1:23.534	3.892	73.82	1:31.323	9
21	25		9	Chris CHADDERTON	MZ -	9	14:43.407	1 Lap	1 Lap	72.43	1:35.585	8
22	56		10	Russell TURNER	MZ -	9	14:45.253	1 Lap	1.846	72.27	1:36.396	8
23	66		11	Mark VINCENT	MZ - Putoline	9	14:54.700	1 Lap	9.447	71.51	1:38.028	5
24	30	GPF	7	Neil HEWSON	Suzuki RGV250 -	9	14:59.682	1 Lap	4.982	71.11	1:33.945	8
25	5		12	Garry SAMETT	MZ - smallmouse	9	15:04.284	1 Lap	4.602	70.75	1:38.469	8
26	67	GPF	8	Mark BAILEY	Yamaha TZR250 - Gforce motorcycles	8	15:05.978	2 Laps	1 Lap	62.76	1:46.864	6
					NOT CLASSIFIED							
DNF	47			Richard FAYERS	MZ -	8	13:06.775	2 Laps		72.27	1:33.241	5
DNF	22			Simon FINCH	MZ - BlueCloud Projects Ltd	7	10:59.677	3 Laps	1 Lap	75.39	1:31.647	4

FASTEST LAP

81	GPF	Scott GRANT	Yamaha TZR250 - SEAGER engineering/ Motaa Cy	10	1:22.061	86.82 mph	139.72 kph
12	GP	Adrian MARTIN	Yamaha TZ250 - Strategic business development &	10	1:22.623	86.23 mph	138.77 kph
9		Gary HOWLETT	MZ - HS Racing	2	1:28.333	80.65 mph	129.80 kph
69	R	Alexander MANN	MZ - HS RACING	2	1:29.890	79.25 mph	127.55 kph

Class GP - 92.5% of Race Speed = 74.76 mph
Class GPF - 92.5% of Race Speed = 74.72 mph
Class - 92.5% of Race Speed = 73.36 mph
Class R - 92.5% of Race Speed = 71.63 mph

Donington Park National
Circuit Length = 1.9790 miles
Start: 17:47 Flag 18:01 End: 18:03

Weather / Track : Bright / Dry
These results are provisional until the conclusion of any judicial and technical matters.

Clerk Of Course :		Timekeeper :

Results can be found at www.tsl-timing.com

Printed - 18:03 Sunday, 17 June 2018

TSL SPORTS TIMING TIMING SOLUTIONS LTD

BMCRC - MRO Championships 2018 - Rnd 5 @ Donington Park

Chilton Motors BMZRC 250 MZ & Blue Haze 2-Stroke GP

RACE 22 - LAP CHART

LAP 1 @ 17:48:47.672

NO	BEHIND	LAP TIME
96		1:32.722
82	0.091	1:32.813
95	0.298	1:33.020
69	1.330	1:34.052
9	1.428	1:34.150
63	2.984	1:35.706
68	3.621	1:36.343
113	4.625	1:37.347
47	8.134	1:40.856
32	8.696	1:41.418
40	8.703	1:41.425
22	9.202	1:41.924
28	9.506	1:42.228
66	11.202	1:43.924
56	12.327	1:45.049
25	12.437	1:45.159
5	13.522	1:46.244
12	29.833	2:02.555
190	30.303	2:03.025
81	30.504	2:03.226
101	30.521	2:03.243
3	33.329	2:06.051
21	33.803	2:06.525
60	34.258	2:06.980
125	34.827	2:07.549
17	36.560	2:09.282
30	39.298	2:12.020
67	51.717	2:24.439

LAP 2 @ 17:50:16.765

NO	BEHIND	LAP TIME
96		1:29.093
95	0.104	1:28.899
82	0.407	1:29.409
9	0.668	1:28.333
69	2.127	1:29.890
63	5.395	1:31.504
68	6.371	1:31.843
113	7.439	1:31.907
22	12.132	1:32.023
40	13.702	1:34.092
28	14.809	1:34.396
47	15.354	1:36.313
32	16.456	1:36.853
56	20.557	1:37.323
66	20.639	1:38.530
25	21.334	1:37.990
5	24.533	1:40.104
12	26.062	1:25.322
81	26.398	1:24.987
101	26.504	1:25.076
190	26.992	1:25.782
3	29.297	1:25.061
21	31.673	1:26.963
125	33.302	1:27.568
60	35.442	1:30.277
17	39.867	1:32.400
30	44.599	1:34.394
67	1:11.940	1:49.316

LAP 3 @ 17:51:45.761

NO	BEHIND	LAP TIME
96		1:28.996
95	0.143	1:29.035
82	0.476	1:29.065
9	1.060	1:29.388
69	4.429	1:31.298
63	8.297	1:31.898
68	9.516	1:32.141
113	9.675	1:31.232
22	14.817	1:31.681
40	18.948	1:34.242
28	19.993	1:34.180
47	21.039	1:34.681
12	22.686	1:25.620
32	22.753	1:35.293
81	23.575	1:26.173
101	23.777	1:26.269
190	24.025	1:26.029
3	26.642	1:26.341
56	30.132	1:38.571
66	30.438	1:38.795
25	31.088	1:38.750
21	31.340	1:28.663
125	32.383	1:28.077
5	36.033	1:40.496
60	37.669	1:31.223
17	43.902	1:33.031
30	51.570	1:35.967

LAP 4 @ 17:53:15.085

NO	BEHIND	LAP TIME
96		1:29.324
95	0.127	1:29.308
82	0.318	1:29.166
9	3.228	1:31.492
69	6.560	1:31.455
67	1 Lap	1:53.288
63	10.865	1:31.892
113	11.221	1:30.870
68	12.674	1:32.482
12	16.566	1:23.204
22	17.140	1:31.647
81	17.784	1:23.533
101	19.064	1:24.611
190	20.473	1:25.772
40	23.029	1:33.405
3	23.111	1:25.793
47	25.529	1:33.814
28	25.682	1:35.013
32	28.304	1:34.875
21	29.728	1:27.712
125	31.009	1:27.950
56	38.684	1:37.876
66	39.284	1:38.170
25	39.845	1:38.081
60	40.780	1:32.435
5	46.520	1:39.811
17	47.048	1:32.470
30	57.975	1:35.729

LAP 5 @ 17:54:44.582

NO	BEHIND	LAP TIME
96		1:29.497
95	0.224	1:29.594
82	0.315	1:29.494
9	3.794	1:30.063
69	8.279	1:31.216
12	12.575	1:25.506
81	13.072	1:24.785
101	13.176	1:23.609
113	14.253	1:32.529
63	14.795	1:33.427
190	15.136	1:24.160
68	15.625	1:32.448
3	18.612	1:24.998
22	21.441	1:33.798
67	1 Lap	1:49.226
40	27.320	1:33.788
21	27.847	1:27.616
47	29.273	1:33.241
28	29.827	1:33.642
125	30.675	1:29.163
32	33.880	1:35.073
60	43.732	1:32.449
56	46.132	1:36.945
25	47.069	1:36.721
66	47.815	1:38.028
17	49.411	1:31.860
5	56.697	1:39.674
30	1:03.413	1:34.935

LAP 6 @ 17:56:13.350

NO	BEHIND	LAP TIME
82		1:28.453
95	0.202	1:28.746
96	0.435	1:29.203
9	4.780	1:29.754
12	7.708	1:23.901
101	8.489	1:24.081
81	9.015	1:24.711
190	10.896	1:24.528
69	11.042	1:31.531
3	15.846	1:26.002
113	16.926	1:31.441
63	17.515	1:31.488
68	17.847	1:30.990
22	26.768	1:34.095
21	27.258	1:28.179
125	29.790	1:27.883
40	32.551	1:33.999
47	34.572	1:34.067
28	34.898	1:33.839
32	40.082	1:34.970
60	45.612	1:30.648
67	1 Lap	1:47.810
56	55.018	1:37.654
25	55.160	1:36.859
17	55.316	1:34.673
66	57.916	1:38.869
5	1:07.751	1:39.822
30	1:10.252	1:35.607

LAP 7 @ 17:57:42.269

NO	BEHIND	LAP TIME
95		1:28.717
96	0.454	1:28.938
82	0.654	1:29.573
12	2.764	1:23.975
101	3.560	1:23.990
81	4.137	1:24.041
9	5.278	1:29.417
190	5.884	1:23.907
3	10.751	1:23.824
69	14.649	1:32.526
113	18.917	1:30.910
63	19.695	1:31.099
68	19.943	1:31.015
21	27.131	1:28.792
125	29.109	1:28.238
22	32.358	1:34.509
40	37.468	1:33.836
47	39.124	1:33.471
28	40.126	1:34.147
32	46.625	1:35.462
60	48.665	1:31.972
17	59.176	1:32.779
67	1 Lap	1:46.864
25	1:04.060	1:37.819
56	1:04.677	1:38.578
66	1:08.143	1:39.146
5	1:18.244	1:39.412
30	1:18.751	1:37.418

LAP 8 @ 17:59:08.397

NO	BEHIND	LAP TIME	
12		1:23.364	
101	1.709	1:24.277	
81	2.061	1:24.052	
190	3.361	1:23.605	
96	4.128	1:29.802	
95	4.332	1:30.460	
82	4.443	1:29.917	
3	8.729	1:24.106	
9	8.834	1:29.684	
69	20.720	1:32.199	
113	23.000	1:30.211	
63	24.558	1:30.991	
68	24.650	1:30.835	
21	30.160	1:29.157	
125	30.714	1:27.733	
40	45.441	1:34.101	
28	48.248	1:34.250	
60	54.314	1:31.777	
32	56.862	1:36.365	
17	1:06.588	1:33.540	
47	1:13.328	2:00.332	P
25	1:13.517	1:35.585	
56	1:14.945	1:36.396	
66	1:21.350	1:39.335	

LAP 9 @ 18:00:32.013

NO	BEHIND	LAP TIME
12		1:23.616
101	0.743	1:22.650
81	1.080	1:22.635
67	2 Laps	1:47.338
190	2.680	1:22.935
30	1 Lap	1:33.945
5	1 Lap	1:38.469
96	8.921	1:28.409
95	9.106	1:28.390
82	9.200	1:28.373
3	9.503	1:24.390
9	14.890	1:29.672
69	28.780	1:31.676
113	30.035	1:30.651
63	31.243	1:30.301
68	31.408	1:30.374
21	34.987	1:28.443
125	35.625	1:28.527
40	55.397	1:33.572
28	58.642	1:34.010
60	1:01.021	1:30.323
32	1:08.703	1:35.457
17	1:14.295	1:31.323

LAP 10 @ 18:01:54.636

NO	BEHIND	LAP TIME
12		1:22.623
81	0.518	1:22.061
101	1.214	1:23.094
190	3.205	1:23.148
25	1 Lap	1:36.443
56	1 Lap	1:36.861
3	14.440	1:27.560
66	1 Lap	1:39.903
95	16.913	1:30.430
96	16.954	1:30.656
82	18.620	1:32.043
30	1 Lap	1:39.667
9	22.391	1:30.124
5	1 Lap	1:40.252
67	2 Laps	1:47.697
113	37.893	1:30.481
69	38.461	1:32.304
63	38.543	1:29.923
68	39.094	1:30.309
21	40.780	1:28.416
125	41.408	1:28.406
40	1:06.724	1:33.950
60	1:08.676	1:30.278
28	1:09.478	1:33.459
32	1:19.642	1:33.562
17	1:23.534	1:31.862

Weather / Track : Bright / Dry

Donington Park National
Circuit Length = 1.9790 miles
Start: 17:47 Flag 18:01 End: 18:03

Results can be found at www.tsl-timing.com

Printed - 18:04 Sunday, 17 June 2018

BMCRC - MRO Championships 2018 - Rnd 5 @ Donington Park

Chilton Motors BMZRC 250 MZ & Blue Haze 2-Stroke GP

RACE 22 - SECTOR ANALYSIS

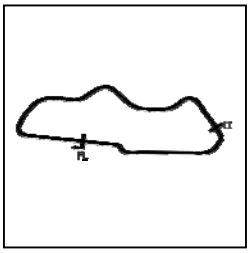

SECTOR 1 = FL to I1, SECTOR 2 = I1 to FL, DIFF = Difference To Personal Best Lap, P = Crossed Finish Line in Pit Lane, D = Time Disallowed

P1 12 GP Adrian MARTIN — Yamaha TZ250 - Strategic business development &support ltd

IDEAL LAP TIME : 1:22.303 BEST LAP TIME : 1:22.623 DIFFERENCE : 0.320

LAP	SECTOR 1	SECTOR 2	LAP TIME	MPH	DIFF	TIME OF DAY
1 -		30.338	2:02.555	58.13	39.932	17:49:17.505
2 -	55.323	29.999	1:25.322	83.50	2.699	17:50:42.827
3 -	56.175	29.445	1:25.620	83.21	2.997	17:52:08.447
4 -	54.072	29.132	1:23.204 **(2)**	85.62	0.581	17:53:31.651
5 -	55.314	30.192	1:25.506	83.32	2.883	17:54:57.157
6 -	54.523	29.378	1:23.901	84.91	1.278	17:56:21.058
7 -	54.982	***28.993***	1:23.975	84.84	1.352	17:57:45.033
8 -	54.259	29.105	1:23.364 **(3)**	85.46	0.741	17:59:08.397
9 -	53.338	30.278	1:23.616	85.20	0.993	18:00:32.013
10 -	***53.310***	29.313	***1:22.623*** **(1)**	***86.23***		***18:01:54.636***

P2 81 GPF Scott GRANT — Yamaha TZR250 - SEAGER engineering/ Motaa Cycle Parts

IDEAL LAP TIME : 1:22.061 BEST LAP TIME : 1:22.061 DIFFERENCE : 0.000

LAP	SECTOR 1	SECTOR 2	LAP TIME	MPH	DIFF	TIME OF DAY
1 -		30.314	2:03.226	57.81	41.165	17:49:18.176
2 -	54.817	30.170	1:24.987	83.83	2.926	17:50:43.163
3 -	56.430	29.743	1:26.173	82.67	4.112	17:52:09.336
4 -	53.971	29.562	1:23.533 **(3)**	85.29	1.472	17:53:32.869
5 -	54.336	30.449	1:24.785	84.03	2.724	17:54:57.654
6 -	54.338	30.373	1:24.711	84.10	2.650	17:56:22.365
7 -	54.024	30.017	1:24.041	84.77	1.980	17:57:46.406
8 -	54.413	29.639	1:24.052	84.76	1.991	17:59:10.458
9 -	53.517	29.118	1:22.635 **(2)**	86.21	0.574	18:00:33.093
10 -	***53.130***	***28.931***	***1:22.061*** **(1)**	***86.82***		***18:01:55.154***

P3 101 GPF Andrew DAVIES — Spondon 350 - GIBSON EXHAUSTS

IDEAL LAP TIME : 1:22.650 BEST LAP TIME : 1:22.650 DIFFERENCE : 0.000

LAP	SECTOR 1	SECTOR 2	LAP TIME	MPH	DIFF	TIME OF DAY
1 -		29.978	2:03.243	57.80	40.593	17:49:18.193
2 -	55.365	29.711	1:25.076	83.74	2.426	17:50:43.269
3 -	56.087	30.182	1:26.269	82.58	3.619	17:52:09.538
4 -	55.226	29.385	1:24.611	84.20	1.961	17:53:34.149
5 -	54.374	29.235	1:23.609 **(3)**	85.21	0.959	17:54:57.758
6 -	54.460	29.621	1:24.081	84.73	1.431	17:56:21.839
7 -	54.339	29.651	1:23.990	84.82	1.340	17:57:45.829
8 -	54.553	29.724	1:24.277	84.53	1.627	17:59:10.106
9 -	***53.622***	***29.028***	***1:22.650*** **(1)**	***86.20***		***18:00:32.756***
10 -	53.959	29.135	1:23.094 **(2)**	85.74	0.444	18:01:55.850

P4 190 GP Peter THORNE — Yamaha TZ250 - Aspire Classic Restorations

IDEAL LAP TIME : 1:22.452 BEST LAP TIME : 1:22.935 DIFFERENCE : 0.483

LAP	SECTOR 1	SECTOR 2	LAP TIME	MPH	DIFF	TIME OF DAY
1 -		30.304	2:03.025	57.91	40.090	17:49:17.975
2 -	55.967	29.815	1:25.782	83.05	2.847	17:50:43.757
3 -	56.053	29.976	1:26.029	82.81	3.094	17:52:09.786
4 -	55.514	30.258	1:25.772	83.06	2.837	17:53:35.558
5 -	54.556	29.604	1:24.160	84.65	1.225	17:54:59.718
6 -	54.670	29.858	1:24.528	84.28	1.593	17:56:24.246
7 -	54.423	29.484	1:23.907	84.91	0.972	17:57:48.153
8 -	53.886	29.719	1:23.605 **(3)**	85.21	0.670	17:59:11.758
9 -	***53.482***	29.453	***1:22.935*** **(1)**	***85.90***		***18:00:34.693***
10 -	54.178	***28.970***	1:23.148 **(2)**	85.68	0.213	18:01:57.841

P5 3 GP Tom BARRETT — Honda RS250 -

IDEAL LAP TIME : 1:23.638 BEST LAP TIME : 1:23.824 DIFFERENCE : 0.186

LAP	SECTOR 1	SECTOR 2	LAP TIME	MPH	DIFF	TIME OF DAY

Weather / Track : Bright / Dry

Donington Park National
Circuit Length = 1.9790 miles
Start: 17:47 Flag 18:01 End: 18:03

BMCRC - MRO Championships 2018 - Rnd 5 @ Donington Park

Chilton Motors BMZRC 250 MZ & Blue Haze 2-Stroke GP

RACE 22 - SECTOR ANALYSIS

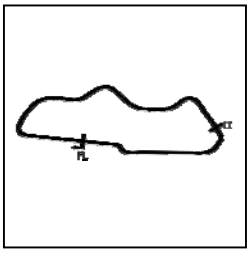

SECTOR 1 = FL to I1, SECTOR 2 = I1 to FL, DIFF = Difference To Personal Best Lap, P = Crossed Finish Line in Pit Lane, D = Time Disallowed

1 -		30.713	2:06.051		56.52	42.227	17:49:21.001
2 -	55.202	29.859	1:25.061		83.75	1.237	17:50:46.062
3 -	55.920	30.421	1:26.341		82.51	2.517	17:52:12.403
4 -	56.012	29.781	1:25.793		83.04	1.969	17:53:38.196
5 -	54.619	30.379	1:24.998		83.82	1.174	17:55:03.194
6 -	55.703	30.299	1:26.002		82.84	2.178	17:56:29.196
7 -	54.214	***29.610***	***1:23.824***	**(1)**	***84.99***		***17:57:53.020***
8 -	54.139	29.967	1:24.106	**(2)**	84.71	0.282	17:59:17.126
9 -	***54.028***	30.362	1:24.390	**(3)**	84.42	0.566	18:00:41.516
10 -	56.990	30.570	1:27.560		81.36	3.736	18:02:09.076

P6 95 Christopher ROGERS MZ - CB Racing

IDEAL LAP TIME : 1:28.389 BEST LAP TIME : 1:28.390 DIFFERENCE : 0.001

LAP	SECTOR 1	SECTOR 2	LAP TIME		MPH	DIFF	TIME OF DAY
1 -		31.320	1:33.020		76.59	4.630	17:48:47.970
2 -	***57.101***	31.798	1:28.899		80.14	0.509	17:50:16.869
3 -	57.592	31.443	1:29.035		80.02	0.645	17:51:45.904
4 -	57.160	32.148	1:29.308		79.77	0.918	17:53:15.212
5 -	57.982	31.612	1:29.594		79.52	1.204	17:54:44.806
6 -	57.452	31.294	1:28.746	**(3)**	80.28	0.356	17:56:13.552
7 -	57.260	31.457	1:28.717	**(2)**	80.30	0.327	17:57:42.269
8 -	58.111	32.349	1:30.460		78.76	2.070	17:59:12.729
9 -	57.102	***31.288***	***1:28.390***	**(1)**	***80.60***		***18:00:41.119***
10 -	59.103	31.327	1:30.430		78.78	2.040	18:02:11.549

P7 96 Chris KENT MZ - Me, Myself & I

IDEAL LAP TIME : 1:28.312 BEST LAP TIME : 1:28.409 DIFFERENCE : 0.097

LAP	SECTOR 1	SECTOR 2	LAP TIME		MPH	DIFF	TIME OF DAY
1 -		***31.191***	1:32.722		76.83	4.313	17:48:47.672
2 -	57.324	31.769	1:29.093		79.96	0.684	17:50:16.765
3 -	57.258	31.738	1:28.996	**(3)**	80.05	0.587	17:51:45.761
4 -	57.977	31.347	1:29.324		79.76	0.915	17:53:15.085
5 -	57.847	31.650	1:29.497		79.60	1.088	17:54:44.582
6 -	57.781	31.422	1:29.203		79.86	0.794	17:56:13.785
7 -	57.535	31.403	1:28.938	**(2)**	80.10	0.529	17:57:42.723
8 -	57.796	32.006	1:29.802		79.33	1.393	17:59:12.525
9 -	***57.121***	31.288	***1:28.409***	**(1)**	***80.58***		***18:00:40.934***
10 -	58.775	31.881	1:30.656		78.58	2.247	18:02:11.590

P8 82 Mark TAYLOR MZ - Longhove Contracts

IDEAL LAP TIME : 1:28.158 BEST LAP TIME : 1:28.373 DIFFERENCE : 0.215

LAP	SECTOR 1	SECTOR 2	LAP TIME		MPH	DIFF	TIME OF DAY
1 -		31.955	1:32.813		76.76	4.440	17:48:47.763
2 -	57.507	31.902	1:29.409		79.68	1.036	17:50:17.172
3 -	57.460	31.605	1:29.065	**(3)**	79.99	0.692	17:51:46.237
4 -	***56.953***	32.213	1:29.166		79.90	0.793	17:53:15.403
5 -	57.644	31.850	1:29.494		79.61	1.121	17:54:44.897
6 -	56.986	31.467	1:28.453	**(2)**	80.54	0.080	17:56:13.350
7 -	57.607	31.966	1:29.573		79.54	1.200	17:57:42.923
8 -	58.269	31.648	1:29.917		79.23	1.544	17:59:12.840
9 -	57.168	***31.205***	***1:28.373***	**(1)**	***80.62***		***18:00:41.213***
10 -	59.354	32.689	1:32.043		77.40	3.670	18:02:13.256

P9 9 Gary HOWLETT MZ - HS Racing

IDEAL LAP TIME : 1:28.228 BEST LAP TIME : 1:28.333 DIFFERENCE : 0.105

LAP	SECTOR 1	SECTOR 2	LAP TIME		MPH	DIFF	TIME OF DAY
1 -		***31.692***	1:34.150		75.67	5.817	17:48:49.100
2 -	***56.536***	31.797	***1:28.333***	**(1)**	***80.65***		***17:50:17.433***
3 -	57.435	31.953	1:29.388	**(2)**	79.70	1.055	17:51:46.821
4 -	58.515	32.977	1:31.492		77.87	3.159	17:53:18.313

Weather / Track : Bright / Dry

Donington Park National
Circuit Length = 1.9790 miles
Start: 17:47 Flag 18:01 End: 18:03

BMCRC - MRO Championships 2018 - Rnd 5 @ Donington Park

Chilton Motors BMZRC 250 MZ & Blue Haze 2-Stroke GP

RACE 22 - SECTOR ANALYSIS

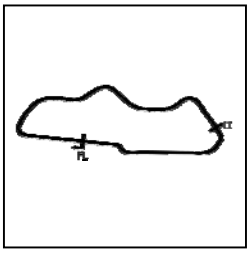

SECTOR 1 = FL to I1, SECTOR 2 = I1 to FL, DIFF = Difference To Personal Best Lap, P = Crossed Finish Line in Pit Lane, D = Time Disallowed

5 -	58.196	31.867	1:30.063	79.10	1.730	17:54:48.376
6 -	57.990	31.764	1:29.754	79.37	1.421	17:56:18.130
7 -	57.541	31.876	1:29.417 **(3)**	79.67	1.084	17:57:47.547
8 -	57.845	31.839	1:29.684	79.44	1.351	17:59:17.231
9 -	57.913	31.759	1:29.672	79.45	1.339	18:00:46.903
10 -	58.243	31.881	1:30.124	79.05	1.791	18:02:17.027

P10 113 Liam NEWMAN MZ - Team newman racing

IDEAL LAP TIME : 1:30.164 BEST LAP TIME : 1:30.211 DIFFERENCE : 0.047

LAP	SECTOR 1	SECTOR 2	LAP TIME	MPH	DIFF	TIME OF DAY
1 -		32.800	1:37.347	73.18	7.136	17:48:52.297
2 -	59.392	32.515	1:31.907	77.52	1.696	17:50:24.204
3 -	58.901	32.331	1:31.232	78.09	1.021	17:51:55.436
4 -	58.929	***31.941***	1:30.870	78.40	0.659	17:53:26.306
5 -	1:00.179	32.350	1:32.529	76.99	2.318	17:54:58.835
6 -	58.494	32.947	1:31.441	77.91	1.230	17:56:30.276
7 -	58.266	32.644	1:30.910	78.37	0.699	17:58:01.186
8 -	***58.223***	31.988	***1:30.211*** **(1)**	***78.97***		***17:59:31.397***
9 -	58.625	32.026	1:30.651 **(3)**	78.59	0.440	18:01:02.048
10 -	58.415	32.066	1:30.481 **(2)**	78.74	0.270	18:02:32.529

P11 69 R Alexander MANN MZ - HS RACING

IDEAL LAP TIME : 1:29.708 BEST LAP TIME : 1:29.890 DIFFERENCE : 0.182

LAP	SECTOR 1	SECTOR 2	LAP TIME	MPH	DIFF	TIME OF DAY
1 -		***31.885***	1:34.052	75.75	4.162	17:48:49.002
2 -	***57.823***	32.067	***1:29.890*** **(1)**	***79.25***		***17:50:18.892***
3 -	58.701	32.597	1:31.298 **(3)**	78.03	1.408	17:51:50.190
4 -	58.899	32.556	1:31.455	77.90	1.565	17:53:21.645
5 -	58.962	32.254	1:31.216 **(2)**	78.10	1.326	17:54:52.861
6 -	58.969	32.562	1:31.531	77.83	1.641	17:56:24.392
7 -	59.031	33.495	1:32.526	77.00	2.636	17:57:56.918
8 -	59.676	32.523	1:32.199	77.27	2.309	17:59:29.117
9 -	59.309	32.367	1:31.676	77.71	1.786	18:01:00.793
10 -	59.031	33.273	1:32.304	77.18	2.414	18:02:33.097

P12 63 Keith BADGER MZ - Bgr racing

IDEAL LAP TIME : 1:29.904 BEST LAP TIME : 1:29.923 DIFFERENCE : 0.019

LAP	SECTOR 1	SECTOR 2	LAP TIME	MPH	DIFF	TIME OF DAY
1 -		32.813	1:35.706	74.44	5.783	17:48:50.656
2 -	58.468	33.036	1:31.504	77.86	1.581	17:50:22.160
3 -	58.852	33.046	1:31.898	77.52	1.975	17:51:54.058
4 -	58.897	32.995	1:31.892	77.53	1.969	17:53:25.950
5 -	1:00.351	33.076	1:33.427	76.25	3.504	17:54:59.377
6 -	58.678	32.810	1:31.488	77.87	1.565	17:56:30.865
7 -	58.543	32.556	1:31.099	78.20	1.176	17:58:01.964
8 -	58.344	32.647	1:30.991 **(3)**	78.30	1.068	17:59:32.955
9 -	58.309	***31.992***	1:30.301 **(2)**	78.89	0.378	18:01:03.256
10 -	***57.912***	32.011	***1:29.923*** **(1)**	***79.23***		***18:02:33.179***

P13 68 Graham GARRIQUES MZ -

IDEAL LAP TIME : 1:29.869 BEST LAP TIME : 1:30.309 DIFFERENCE : 0.440

LAP	SECTOR 1	SECTOR 2	LAP TIME	MPH	DIFF	TIME OF DAY
1 -		32.514	1:36.343	73.95	6.034	17:48:51.293
2 -	59.416	32.427	1:31.843	77.57	1.534	17:50:23.136
3 -	59.358	32.783	1:32.141	77.32	1.832	17:51:55.277
4 -	59.890	32.592	1:32.482	77.03	2.173	17:53:27.759
5 -	59.471	32.977	1:32.448	77.06	2.139	17:55:00.207
6 -	58.707	32.283	1:30.990	78.30	0.681	17:56:31.197
7 -	58.424	32.591	1:31.015	78.27	0.706	17:58:02.212
8 -	58.426	32.409	1:30.835 **(3)**	78.43	0.526	17:59:33.047

Weather / Track : Bright / Dry

Donington Park National
Circuit Length = 1.9790 miles
Start: 17:47 Flag 18:01 End: 18:03

BMCRC - MRO Championships 2018 - Rnd 5 @ Donington Park

Chilton Motors BMZRC 250 MZ & Blue Haze 2-Stroke GP

RACE 22 - SECTOR ANALYSIS

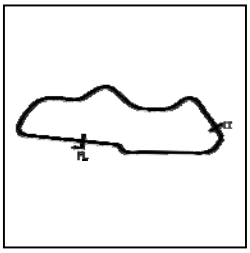

SECTOR 1 = FL to I1, SECTOR 2 = I1 to FL, DIFF = Difference To Personal Best Lap, P = Crossed Finish Line in Pit Lane, D = Time Disallowed

9 -	58.634	***31.740***	1:30.374	**(2)**	78.83	0.065	18:01:03.421
10 -	***58.129***	32.180	***1:30.309***	**(1)**	***78.89***		***18:02:33.730***

P14 21 GPF Ben HUNTER

Yamaha RD350LC -

IDEAL LAP TIME : 1:26.808 BEST LAP TIME : 1:26.963 DIFFERENCE : 0.155

LAP	SECTOR 1	SECTOR 2	LAP TIME		MPH	DIFF	TIME OF DAY
1 -		31.451	2:06.525		56.30	39.562	17:49:21.475
2 -	***56.332***	30.631	***1:26.963***	**(1)**	***81.92***		***17:50:48.438***
3 -	57.270	31.393	1:28.663		80.35	1.700	17:52:17.101
4 -	56.904	30.808	1:27.712	**(3)**	81.22	0.749	17:53:44.813
5 -	56.927	30.689	1:27.616	**(2)**	81.31	0.653	17:55:12.429
6 -	57.280	30.899	1:28.179		80.79	1.216	17:56:40.608
7 -	57.752	31.040	1:28.792		80.23	1.829	17:58:09.400
8 -	58.006	31.151	1:29.157		79.91	2.194	17:59:38.557
9 -	57.951	30.492	1:28.443		80.55	1.480	18:01:07.000
10 -	57.940	***30.476***	1:28.416		80.58	1.453	18:02:35.416

P15 125 GPF Ben MILES

Honda RS125 - Allspeed

IDEAL LAP TIME : 1:27.287 BEST LAP TIME : 1:27.568 DIFFERENCE : 0.281

LAP	SECTOR 1	SECTOR 2	LAP TIME		MPH	DIFF	TIME OF DAY
1 -		31.703	2:07.549		55.85	39.981	17:49:22.499
2 -	56.576	30.992	***1:27.568***	**(1)**	***81.36***		***17:50:50.067***
3 -	***56.494***	31.583	1:28.077		80.89	0.509	17:52:18.144
4 -	57.064	30.886	1:27.950		81.00	0.382	17:53:46.094
5 -	57.656	31.507	1:29.163		79.90	1.595	17:55:15.257
6 -	56.897	30.986	1:27.883	**(3)**	81.06	0.315	17:56:43.140
7 -	56.994	31.244	1:28.238		80.74	0.670	17:58:11.378
8 -	56.605	31.128	1:27.733	**(2)**	81.20	0.165	17:59:39.111
9 -	57.734	***30.793***	1:28.527		80.47	0.959	18:01:07.638
10 -	56.918	31.488	1:28.406		80.59	0.838	18:02:36.044

P16 40 Simon SNOWDEN

MZ - Wheels motorcycles peterborough

IDEAL LAP TIME : 1:33.059 BEST LAP TIME : 1:33.405 DIFFERENCE : 0.346

LAP	SECTOR 1	SECTOR 2	LAP TIME		MPH	DIFF	TIME OF DAY
1 -		33.657	1:41.425		70.24	8.020	17:48:56.375
2 -	1:01.081	33.011	1:34.092		75.71	0.687	17:50:30.467
3 -	1:00.878	33.364	1:34.242		75.59	0.837	17:52:04.709
4 -	***1:00.123***	33.282	***1:33.405***	**(1)**	***76.27***		***17:53:38.114***
5 -	1:00.852	***32.936***	1:33.788	**(3)**	75.96	0.383	17:55:11.902
6 -	1:01.000	32.999	1:33.999		75.79	0.594	17:56:45.901
7 -	1:00.812	33.024	1:33.836		75.92	0.431	17:58:19.737
8 -	1:00.879	33.222	1:34.101		75.71	0.696	17:59:53.838
9 -	1:00.473	33.099	1:33.572	**(2)**	76.14	0.167	18:01:27.410
10 -	1:00.683	33.267	1:33.950		75.83	0.545	18:03:01.360

P17 60 GPF Daniel GOUGH

Yamaha TZR 250 - G Force Motorcycles

IDEAL LAP TIME : 1:29.896 BEST LAP TIME : 1:30.277 DIFFERENCE : 0.381

LAP	SECTOR 1	SECTOR 2	LAP TIME		MPH	DIFF	TIME OF DAY
1 -		32.097	2:06.980		56.10	36.703	17:49:21.930
2 -	58.676	31.601	***1:30.277***	**(1)**	***78.91***		***17:50:52.207***
3 -	59.063	32.160	1:31.223		78.10	0.946	17:52:23.430
4 -	1:00.101	32.334	1:32.435		77.07	2.158	17:53:55.865
5 -	1:00.596	31.853	1:32.449		77.06	2.172	17:55:28.314
6 -	58.754	31.894	1:30.648		78.59	0.371	17:56:58.962
7 -	59.929	32.043	1:31.972		77.46	1.695	17:58:30.934
8 -	59.700	32.077	1:31.777		77.62	1.500	18:00:02.711
9 -	58.806	***31.517***	1:30.323	**(3)**	78.87	0.046	18:01:33.034
10 -	***58.379***	31.899	1:30.278	**(2)**	78.91	0.001	18:03:03.312

Weather / Track : Bright / Dry

Donington Park National
Circuit Length = 1.9790 miles
Start: 17:47 Flag 18:01 End: 18:03

BMCRC - MRO Championships 2018 - Rnd 5 @ Donington Park

Chilton Motors BMZRC 250 MZ & Blue Haze 2-Stroke GP

RACE 22 - SECTOR ANALYSIS

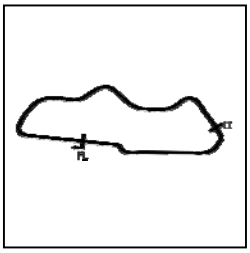

SECTOR 1 = FL to I1, SECTOR 2 = I1 to FL, DIFF = Difference To Personal Best Lap, P = Crossed Finish Line in Pit Lane, D = Time Disallowed

P18 28 R William BROWN MZ -

IDEAL LAP TIME : 1:33.164 BEST LAP TIME : 1:33.459 DIFFERENCE : 0.295

LAP	SECTOR 1	SECTOR 2	LAP TIME		MPH	DIFF	TIME OF DAY
1 -		34.375	1:42.228		69.69	8.769	17:48:57.178
2 -	1:01.031	33.365	1:34.396		75.47	0.937	17:50:31.574
3 -	1:00.322	33.858	1:34.180		75.64	0.721	17:52:05.754
4 -	1:01.093	33.920	1:35.013		74.98	1.554	17:53:40.767
5 -	1:00.473	***33.169***	1:33.642	**(2)**	76.08	0.183	17:55:14.409
6 -	1:00.270	33.569	1:33.839	**(3)**	75.92	0.380	17:56:48.248
7 -	1:00.323	33.824	1:34.147		75.67	0.688	17:58:22.395
8 -	1:00.753	33.497	1:34.250		75.59	0.791	17:59:56.645
9 -	1:00.635	33.375	1:34.010		75.78	0.551	18:01:30.655
10 -	***59.995***	33.464	***1:33.459***	**(1)**	***76.23***		***18:03:04.114***

P19 32 R John ASHMEAD MZ -

IDEAL LAP TIME : 1:33.562 BEST LAP TIME : 1:33.562 DIFFERENCE : 0.000

LAP	SECTOR 1	SECTOR 2	LAP TIME		MPH	DIFF	TIME OF DAY
1 -		33.934	1:41.418		70.24	7.856	17:48:56.368
2 -	1:02.953	33.900	1:36.853		73.56	3.291	17:50:33.221
3 -	1:01.420	33.873	1:35.293		74.76	1.731	17:52:08.514
4 -	1:01.532	33.343	1:34.875	**(2)**	75.09	1.313	17:53:43.389
5 -	1:01.574	33.499	1:35.073		74.93	1.511	17:55:18.462
6 -	1:01.477	33.493	1:34.970	**(3)**	75.01	1.408	17:56:53.432
7 -	1:01.766	33.696	1:35.462		74.63	1.900	17:58:28.894
8 -	1:01.894	34.471	1:36.365		73.93	2.803	18:00:05.259
9 -	1:01.949	33.508	1:35.457		74.63	1.895	18:01:40.716
10 -	***1:00.451***	***33.111***	***1:33.562***	**(1)**	***76.14***		***18:03:14.278***

P20 17 GPF David PATERSON Yamaha TZR250 - Lots of overtime

IDEAL LAP TIME : 1:31.195 BEST LAP TIME : 1:31.323 DIFFERENCE : 0.128

LAP	SECTOR 1	SECTOR 2	LAP TIME		MPH	DIFF	TIME OF DAY
1 -		32.418	2:09.282		55.10	37.959	17:49:24.232
2 -	***59.583***	32.817	1:32.400		77.10	1.077	17:50:56.632
3 -	1:00.869	32.162	1:33.031		76.58	1.708	17:52:29.663
4 -	1:00.262	32.208	1:32.470		77.04	1.147	17:54:02.133
5 -	1:00.173	31.687	1:31.860	**(2)**	77.55	0.537	17:55:33.993
6 -	1:02.613	32.060	1:34.673		75.25	3.350	17:57:08.666
7 -	1:00.100	32.679	1:32.779		76.79	1.456	17:58:41.445
8 -	1:01.345	32.195	1:33.540		76.16	2.217	18:00:14.985
9 -	59.711	***31.612***	***1:31.323***	**(1)**	***78.01***		***18:01:46.308***
10 -	1:00.168	31.694	1:31.862	**(3)**	77.55	0.539	18:03:18.170

P21 25 Chris CHADDERTON MZ -

IDEAL LAP TIME : 1:35.585 BEST LAP TIME : 1:35.585 DIFFERENCE : 0.000

LAP	SECTOR 1	SECTOR 2	LAP TIME		MPH	DIFF	TIME OF DAY
1 -		34.813	1:45.159		67.75	9.574	17:49:00.109
2 -	1:03.437	34.553	1:37.990		72.70	2.405	17:50:38.099
3 -	1:04.271	34.479	1:38.750		72.14	3.165	17:52:16.849
4 -	1:03.788	34.293	1:38.081		72.64	2.496	17:53:54.930
5 -	1:02.639	34.082	1:36.721	**(3)**	73.66	1.136	17:55:31.651
6 -	1:02.340	34.519	1:36.859		73.55	1.274	17:57:08.510
7 -	1:01.717	36.102	1:37.819		72.83	2.234	17:58:46.329
8 -	***1:01.605***	***33.980***	***1:35.585***	**(1)**	***74.53***		***18:00:21.914***
9 -	1:02.184	34.259	1:36.443	**(2)**	73.87	0.858	18:01:58.357

P22 56 Russell TURNER MZ -

IDEAL LAP TIME : 1:35.939 BEST LAP TIME : 1:36.396 DIFFERENCE : 0.457

LAP	SECTOR 1	SECTOR 2	LAP TIME		MPH	DIFF	TIME OF DAY
1 -		33.763	1:45.049		67.82	8.653	17:48:59.999

Weather / Track : Bright / Dry

Donington Park National
Circuit Length = 1.9790 miles
Start: 17:47 Flag 18:01 End: 18:03

BMCRC - MRO Championships 2018 - Rnd 5 @ Donington Park

Chilton Motors BMZRC 250 MZ & Blue Haze 2-Stroke GP

RACE 22 - SECTOR ANALYSIS

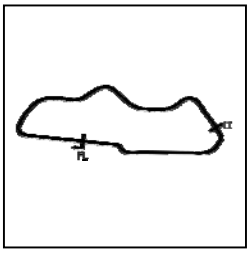

SECTOR 1 = FL to I1, SECTOR 2 = I1 to FL, DIFF = Difference To Personal Best Lap, P = Crossed Finish Line in Pit Lane, D = Time Disallowed

2 -	1:02.949	34.374	1:37.323		73.20	0.927	17:50:37.322
3 -	1:04.374	34.197	1:38.571		72.27	2.175	17:52:15.893
4 -	1:02.983	34.893	1:37.876		72.79	1.480	17:53:53.769
5 -	***1:02.450***	34.495	1:36.945	**(3)**	73.49	0.549	17:55:30.714
6 -	1:02.838	34.816	1:37.654		72.95	1.258	17:57:08.368
7 -	1:02.717	35.861	1:38.578		72.27	2.182	17:58:46.946
8 -	1:02.569	33.827	***1:36.396***	**(1)**	***73.91***		***18:00:23.342***
9 -	1:03.372	***33.489***	1:36.861	**(2)**	73.55	0.465	18:02:00.203

P23 66 Mark VINCENT MZ - Putoline

IDEAL LAP TIME : 1:37.774 BEST LAP TIME : 1:38.028 DIFFERENCE : 0.254

LAP	SECTOR 1	SECTOR 2	LAP TIME		MPH	DIFF	TIME OF DAY
1 -		34.242	1:43.924		68.55	5.896	17:48:58.874
2 -	1:03.774	34.756	1:38.530	**(3)**	72.30	0.502	17:50:37.404
3 -	1:04.067	34.728	1:38.795		72.11	0.767	17:52:16.199
4 -	1:03.941	34.229	1:38.170	**(2)**	72.57	0.142	17:53:54.369
5 -	1:03.855	***34.173***	***1:38.028***	**(1)**	***72.67***		***17:55:32.397***
6 -	***1:03.601***	35.268	1:38.869		72.06	0.841	17:57:11.266
7 -	1:04.428	34.718	1:39.146		71.86	1.118	17:58:50.412
8 -	1:04.382	34.953	1:39.335		71.72	1.307	18:00:29.747
9 -	1:04.819	35.084	1:39.903		71.31	1.875	18:02:09.650

P24 30 GPF Neil HEWSON Suzuki RGV250 -

IDEAL LAP TIME : 1:33.825 BEST LAP TIME : 1:33.945 DIFFERENCE : 0.120

LAP	SECTOR 1	SECTOR 2	LAP TIME		MPH	DIFF	TIME OF DAY
1 -		32.739	2:12.020		53.96	38.075	17:49:26.970
2 -	1:01.757	32.637	1:34.394	**(2)**	75.47	0.449	17:51:01.364
3 -	1:03.376	***32.591***	1:35.967		74.24	2.022	17:52:37.331
4 -	1:02.236	33.493	1:35.729		74.42	1.784	17:54:13.060
5 -	1:02.058	32.877	1:34.935	**(3)**	75.04	0.990	17:55:47.995
6 -	1:02.770	32.837	1:35.607		74.52	1.662	17:57:23.602
7 -	1:03.986	33.432	1:37.418		73.13	3.473	17:59:01.020
8 -	***1:01.234***	32.711	***1:33.945***	**(1)**	***75.83***		***18:00:34.965***
9 -	1:05.449	34.218	1:39.667		71.48	5.722	18:02:14.632

P25 5 Garry SAMETT MZ - smallmouse

IDEAL LAP TIME : 1:38.469 BEST LAP TIME : 1:38.469 DIFFERENCE : 0.000

LAP	SECTOR 1	SECTOR 2	LAP TIME		MPH	DIFF	TIME OF DAY
1 -		34.785	1:46.244		67.05	7.775	17:49:01.194
2 -	1:04.324	35.780	1:40.104		71.17	1.635	17:50:41.298
3 -	1:04.922	35.574	1:40.496		70.89	2.027	17:52:21.794
4 -	1:04.899	34.912	1:39.811		71.38	1.342	17:54:01.605
5 -	1:04.581	35.093	1:39.674	**(3)**	71.47	1.205	17:55:41.279
6 -	1:04.814	35.008	1:39.822		71.37	1.353	17:57:21.101
7 -	1:04.408	35.004	1:39.412	**(2)**	71.66	0.943	17:59:00.513
8 -	***1:04.044***	***34.425***	***1:38.469***	**(1)**	***72.35***		***18:00:38.982***
9 -	1:04.124	36.128	1:40.252		71.06	1.783	18:02:19.234

P26 67 GPF Mark BAILEY Yamaha TZR250 - Gforce motorcycles

IDEAL LAP TIME : 1:46.729 BEST LAP TIME : 1:46.864 DIFFERENCE : 0.135

LAP	SECTOR 1	SECTOR 2	LAP TIME		MPH	DIFF	TIME OF DAY
1 -		***37.672***	2:24.439		49.32	37.575	17:49:39.389
2 -	1:10.537	38.779	1:49.316		65.17	2.452	17:51:28.705
3 -	1:12.387	40.901	1:53.288		62.88	6.424	17:53:21.993
4 -	1:11.309	37.917	1:49.226		65.22	2.362	17:55:11.219
5 -	1:09.802	38.008	1:47.810		66.08	0.946	17:56:59.029
6 -	***1:09.057***	37.807	***1:46.864***	**(1)**	***66.67***		***17:58:45.893***
7 -	1:09.663	37.675	1:47.338	**(2)**	66.37	0.474	18:00:33.231
8 -	1:09.546	38.151	1:47.697	**(3)**	66.15	0.833	18:02:20.928

Weather / Track : Bright / Dry

Donington Park National
Circuit Length = 1.9790 miles
Start: 17:47 Flag 18:01 End: 18:03

BMCRC - MRO Championships 2018 - Rnd 5 @ Donington Park

Chilton Motors BMZRC 250 MZ & Blue Haze 2-Stroke GP

RACE 22 - SECTOR ANALYSIS

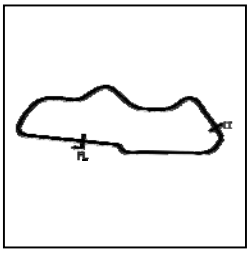

SECTOR 1 = FL to I1, SECTOR 2 = I1 to FL, DIFF = Difference To Personal Best Lap, P = Crossed Finish Line in Pit Lane, D = Time Disallowed

P27 47 Richard FAYERS MZ -

IDEAL LAP TIME : 1:33.141 BEST LAP TIME : 1:33.241 DIFFERENCE : 0.100

LAP	SECTOR 1	SECTOR 2	LAP TIME	MPH	DIFF	TIME OF DAY
1 -		33.712	1:40.856	70.64	7.615	17:48:55.806
2 -	1:03.153	33.160	1:36.313	73.97	3.072	17:50:32.119
3 -	1:01.338	33.343	1:34.681	75.24	1.440	17:52:06.800
4 -	1:01.119	32.695	1:33.814 **(3)**	75.94	0.573	17:53:40.614
5 -	***1:00.483***	32.758	***1:33.241*** **(1)**	***76.41***		***17:55:13.855***
6 -	1:01.409	***32.658***	1:34.067	75.74	0.826	17:56:47.922
7 -	1:00.533	32.938	1:33.471 **(2)**	76.22	0.230	17:58:21.393
8 -		IN PIT	2:00.332 **P**	59.20	27.091	18:00:21.725

P28 22 Simon FINCH MZ - BlueCloud Projects Ltd

IDEAL LAP TIME : 1:31.525 BEST LAP TIME : 1:31.647 DIFFERENCE : 0.122

LAP	SECTOR 1	SECTOR 2	LAP TIME	MPH	DIFF	TIME OF DAY
1 -		33.950	1:41.924	69.90	10.277	17:48:56.874
2 -	59.501	***32.522***	1:32.023 **(3)**	77.42	0.376	17:50:28.897
3 -	59.132	32.549	1:31.681 **(2)**	77.71	0.034	17:52:00.578
4 -	***59.003***	32.644	***1:31.647*** **(1)**	***77.74***		***17:53:32.225***
5 -	1:00.538	33.260	1:33.798	75.95	2.151	17:55:06.023
6 -	1:00.740	33.355	1:34.095	75.71	2.448	17:56:40.118
7 -	1:00.230	34.279	1:34.509	75.38	2.862	17:58:14.627

Weather / Track : Bright / Dry

Donington Park National
Circuit Length = 1.9790 miles
Start: 17:47 Flag 18:01 End: 18:03

BMCRC - MRO Championships 2018 - Rnd 5 @ Donington Park

Chilton Motors BMZRC 250 MZ & Blue Haze 2-Stroke GP

RACE 22 - BEST SECTORS

SECTOR 1				SECTOR 2			IDEAL / BEST COMPARISON					
POS	NO	NAME	TIME	NO	NAME	TIME	POS	NO	NAME	IDEAL	BEST	DIFF
									PERFECT LAP	1:22.061		
1	81	GRANT	53.130	81	GRANT	28.931	1	81	GRANT	1:22.061	1:22.061	0.000
2	12	MARTIN	53.310	190	THORNE	28.970	2	12	MARTIN	1:22.303	1:22.623	0.320
3	190	THORNE	53.482	12	MARTIN	28.993	3	190	THORNE	1:22.452	1:22.935	0.483
4	101	DAVIES	53.622	101	DAVIES	29.028	4	101	DAVIES	1:22.650	1:22.650	0.000
5	3	BARRETT	54.028	3	BARRETT	29.610	5	3	BARRETT	1:23.638	1:23.824	0.186
6	21	HUNTER	56.332	21	HUNTER	30.476	6	21	HUNTER	1:26.808	1:26.963	0.155
7	125	MILES	56.494	125	MILES	30.793	7	125	MILES	1:27.287	1:27.568	0.281
8	9	HOWLETT	56.536	96	KENT	31.191	8	82	TAYLOR	1:28.158	1:28.373	0.215
9	82	TAYLOR	56.953	82	TAYLOR	31.205	9	9	HOWLETT	1:28.228	1:28.333	0.105
10	95	ROGERS	57.101	95	ROGERS	31.288	10	96	KENT	1:28.312	1:28.409	0.097
11	96	KENT	57.121	60	GOUGH	31.517	11	95	ROGERS	1:28.389	1:28.390	0.001
12	69	MANN	57.823	17	PATERSON	31.612	12	69	MANN	1:29.708	1:29.890	0.182
13	63	BADGER	57.912	9	HOWLETT	31.692	13	68	GARRIQUES	1:29.869	1:30.309	0.440
14	68	GARRIQUES	58.129	68	GARRIQUES	31.740	14	60	GOUGH	1:29.896	1:30.277	0.381
15	113	NEWMAN	58.223	69	MANN	31.885	15	63	BADGER	1:29.904	1:29.923	0.019
16	60	GOUGH	58.379	113	NEWMAN	31.941	16	113	NEWMAN	1:30.164	1:30.211	0.047
17	22	FINCH	59.003	63	BADGER	31.992	17	17	PATERSON	1:31.195	1:31.323	0.128
18	17	PATERSON	59.583	22	FINCH	32.522	18	22	FINCH	1:31.525	1:31.647	0.122
19	28	BROWN	59.995	30	HEWSON	32.591	19	40	SNOWDEN	1:33.059	1:33.405	0.346
20	40	SNOWDEN	1:00.123	47	FAYERS	32.658	20	47	FAYERS	1:33.141	1:33.241	0.100
21	32	ASHMEAD	1:00.451	40	SNOWDEN	32.936	21	28	BROWN	1:33.164	1:33.459	0.295
22	47	FAYERS	1:00.483	32	ASHMEAD	33.111	22	32	ASHMEAD	1:33.562	1:33.562	0.000
23	30	HEWSON	1:01.234	28	BROWN	33.169	23	30	HEWSON	1:33.825	1:33.945	0.120
24	25	CHADDERTON	1:01.605	56	TURNER	33.489	24	25	CHADDERTON	1:35.585	1:35.585	0.000
25	56	TURNER	1:02.450	25	CHADDERTON	33.980	25	56	TURNER	1:35.939	1:36.396	0.457
26	66	VINCENT	1:03.601	66	VINCENT	34.173	26	66	VINCENT	1:37.774	1:38.028	0.254
27	5	SAMETT	1:04.044	5	SAMETT	34.425	27	5	SAMETT	1:38.469	1:38.469	0.000
28	67	BAILEY	1:09.057	67	BAILEY	37.672	28	67	BAILEY	1:46.729	1:46.864	0.135

Weather / Track : Bright / Dry

Donington Park National
Circuit Length = 1.9790 miles
Start: 17:47 Flag 18:01 End: 18:03

Results can be found at www.tsl-timing.com

Printed - 18:04 Sunday, 17 June 2018

BMCRC-MRO Championships 2018

Formula 400 inc Sub 64 & Rookies

Donington National Circuit

16th & 17th June 2018

Results Provided by Timing Solutions Ltd
www.tsl-timing.com

Donington Park National

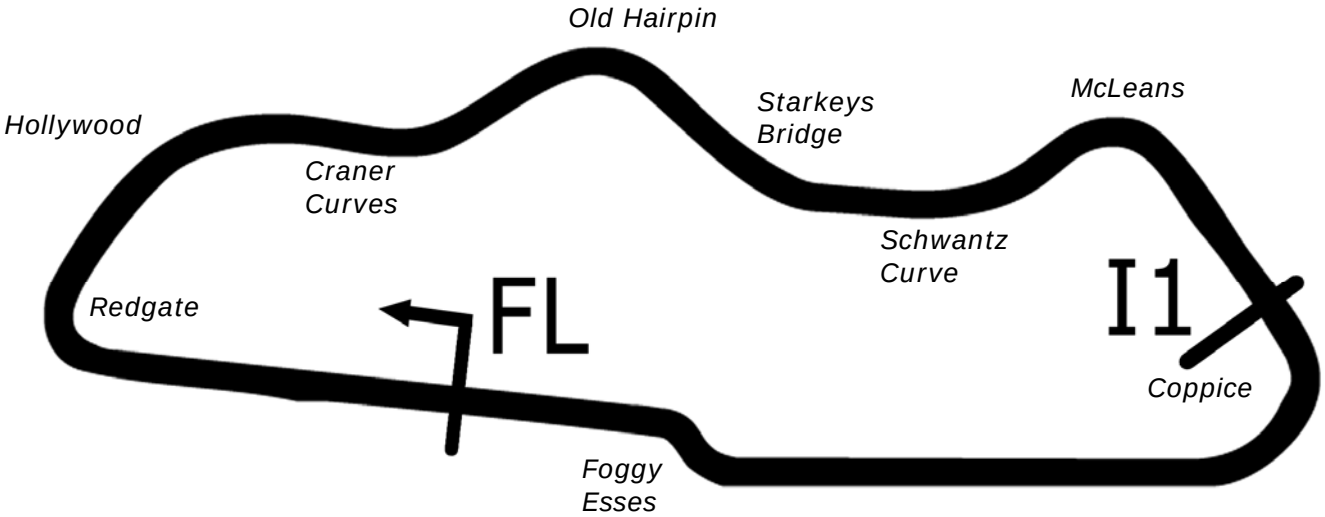

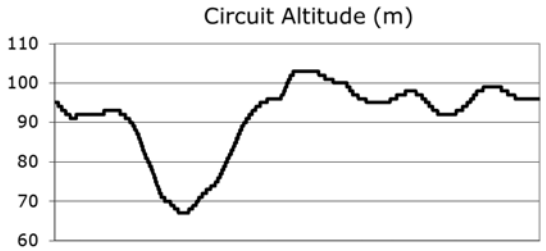

Length	1.9790 miles	3185.0 m	
FL		52.82971 N	1.37867 W
I1	2096m	52.82978 N	1.36508 W
Pit Entry	3100m	52.82951 N	1.37832 W
Pit Exit	229m after FL	52.82996 N	1.38205 W

Pit Entry–Pit Exit 287m, 17.2s @60kph, 12.9s @80kph

All results available at www.tsl-timing.com

BMCRC - MRO Championships 2018 - Rnd 5 @ Donington Park

EDIasia Formula 400 inc Sub 64 & Rookies

FREE PRACTICE - CLASSIFICATION

POS	NO	CL	PIC	NAME	ENTRY	TIME	ON	LAPS	GAP	DIFF	MPH
1	63	S	1	Harry FOWLE	Kawasaki - Team ELP A.Fowle Joinery	1:28.751	7	8			80.27
2	43		1	Mark TAYLOR	Kawasaki - Longhove Contracts	1:30.211	6	7	1.460	1.460	78.97
3	23	S	2	Tham EVANS	Honda - Vanilla Electronics / GF racing	1:31.104	4	5	2.353	0.893	78.20
4	84	S	3	Gavin SCHOFIELD	Honda -	1:31.110	6	8	2.359	0.006	78.19
5	2		2	Andrew GILL	Kawasaki - RMKD Racing	1:32.074	6	8	3.323	0.964	77.37
6	10	S	4	Justin ARBON	Kawasaki - TT plumbing and heating	1:32.498	7	8	3.747	0.424	77.02
7	45		3	Mark THOMPSON	Kawasaki - Flintstone Tyres / David Simon Tuning	1:32.893	7	8	4.142	0.395	76.69
8	19	R	1	James SEATH	Kawasaki - Ovenden	1:32.918	8	8	4.167	0.025	76.67
9	86		4	Mathew SCOTT	Kawasaki -	1:32.932	7	8	4.181	0.014	76.66
10	100	R/S	1	Jonathan ALLUM	Honda - LittleJonnys Catering	1:33.072	7	8	4.321	0.140	76.54
11	78		5	Keith POVAH	Kawasaki - The Park School Yeovil/E&A Gill Race Tech	1:33.259	5	7	4.508	0.187	76.39
12	35	S	5	Sam DIGBY-BAKER	Kawasaki -	1:34.113	6	7	5.362	0.854	75.70
13	36		6	Mathew COLE	Kawasaki - Hampshire Hypnotherapy	1:34.609	8	8	5.858	0.496	75.30
14	186 *		7	Steve RICHARDS	Kawasaki - Sutton Coachworks	1:35.907	8	8	7.156	1.298	74.28
15	3		8	Gary HENNING	Kawasaki - SGT motorcycles	1:35.972	6	6	7.221	0.065	74.23
16	90		9	Steve RAPA	Honda - David Simon Tuning	1:36.056	3	4	7.305	0.084	74.17
17	33	S	6	Carl JOHNSTONE	Yamaha - EDIasia	1:36.247	4	7	7.496	0.191	74.02
18	797	R/S	2	James BLYTH	Honda - Terra97	1:36.315	7	8	7.564	0.068	73.97
19	55		10	Nick COOPER	Aprilia - Skint Racing-Wemoto.com/Mr Spotch Gardening	1:36.859	6	6	8.108	0.544	73.55
20	110	R/S	3	Michael LANGLANDS	Kawasaki - Rafmsa	1:38.509	6	7	9.758	1.650	72.32
21	38	S	7	Hayden WOOD	Kawasaki -	1:38.677	3	4	9.926	0.168	72.20
22	27	S	8	Justin McCORMACK	Kawasaki - JMR	1:38.719	5	6	9.968	0.042	72.17
23	40	R/S	4	Jonathan DINSMORE	Honda - RJs Car Restorations / PRO Hire	1:38.750	7	8	9.999	0.031	72.14
24	60	R	2	Eddie CROKER	Kawasaki -	1:38.935	4	5	10.184	0.185	72.01
25	26		11	Lydia THOMPSON	Kawasaki - Flintstone Racing - David Simons Tuning	1:39.293	8	8	10.542	0.358	71.75
26	17	S	9	Andrew POCOCK	Honda -	1:42.122	7	7	13.371	2.829	69.76
27	22		12	Dave HARVIEK	Kawasaki - HRC & Fatty's Cake Shop	1:42.980	2	3	14.229	0.858	69.18
28	999	R/S	5	Jim DALTON	Kawasaki - Mick Dale	1:44.460	7	7	15.709	1.480	68.20
29	30	R/S	6	Luke DOIG	Kawasaki -	1:45.263	6	7	16.512	0.803	67.68
30	16		13	Andrew WILKINS	Kawasaki -	1:45.488	2	3	16.737	0.225	67.53
31	56	R	3	Kallam SWYER	Kawasaki - Poole tyres & not centre	1:48.250	6	6	19.499	2.762	65.81
32	52		14	Gary JARMAN	Kawasaki - G & S Motorcycle tyres	1:50.317	3	3	21.566	2.067	64.58
33	44		15	James BUCKETT	Kawasaki - JB Racing	1:52.815	5	7	24.064	2.498	63.15
34	9	S	10	Karl COONEY	Kawasaki -	2:15.530	1	1	46.779	22.715	52.56
35	117		16	Jordan HARRIS	Kawasaki -			0			
36	20	R	4	Connor SWYER	Kawasaki - owkay clothing & EBC brakes			0			

*** No. 186 - Please fit a working transponder for Qualifying**

Donington Park National
Circuit Length = 1.9790 miles
Start: 10:09 Flag 10:22 End: 10:24

Weather / Track : Cloudy / Wet
These results are provisional until the conclusion of any judicial and technical matters.

Clerk Of Course :		Timekeeper :

Results can be found at www.tsl-timing.com

Printed - 10:24 Saturday, 16 June 2018

BMCRC - MRO Championships 2018 - Rnd 5 @ Donington Park

EDIasia Formula 400 inc Sub 64 & Rookies

FREE PRACTICE - SECTOR ANALYSIS

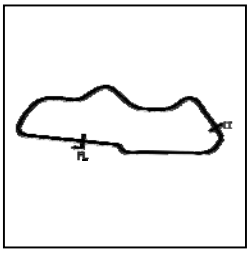

SECTOR 1 = FL to I1, SECTOR 2 = I1 to FL, DIFF = Difference To Personal Best Lap, P = Crossed Finish Line in Pit Lane, D = Time Disallowed

P1 63 S Harry FOWLE Kawasaki - Team ELP A.Fowle Joinery

IDEAL LAP TIME : 1:28.548 BEST LAP TIME : 1:28.751 DIFFERENCE : 0.203

LAP	SECTOR 1	SECTOR 2	LAP TIME	MPH	DIFF	TIME OF DAY
1 -	1:06.237	33.812	1:40.049	71.21	11.298	10:13:05.820
2 -	1:03.571	31.768	1:35.339	74.72	6.588	10:14:41.159
3 -	59.684	31.317	1:31.001	78.29	2.250	10:16:12.160
4 -	59.359	31.507	1:30.866 **(3)**	78.40	2.115	10:17:43.026
5 -	1:00.312	31.508	1:31.820	77.59	3.069	10:19:14.846
6 -	58.054	***30.811***	1:28.865 **(2)**	80.17	0.114	10:20:43.711
7 -	***57.737***	31.014	***1:28.751*** **(1)**	***80.27***		***10:22:12.462***
8 -	1:04.304	32.086	1:36.390	73.91	7.639	10:23:48.852

P2 43 Mark TAYLOR Kawasaki - Longhove Contracts

IDEAL LAP TIME : 1:29.650 BEST LAP TIME : 1:30.211 DIFFERENCE : 0.561

LAP	SECTOR 1	SECTOR 2	LAP TIME	MPH	DIFF	TIME OF DAY
1 -	1:06.184	33.484	1:39.668	71.48	9.457	10:12:11.624
2 -	1:03.569	33.639	1:37.208	73.29	6.997	10:13:48.832
3 -	1:01.283	32.537	1:33.820	75.93	3.609	10:15:22.652
4 -	1:00.308	32.052	1:32.360 **(3)**	77.13	2.149	10:16:55.012
5 -	59.490	32.179	1:31.669 **(2)**	77.72	1.458	10:18:26.681
6 -	59.278	***30.933***	***1:30.211*** **(1)**	***78.97***		***10:19:56.892***
7 -	***58.717***	IN PIT	1:42.268 **P**	69.66	12.057	10:21:39.160

P3 23 S Tham EVANS Honda - Vanilla Electronics / GF racing

IDEAL LAP TIME : 1:31.104 BEST LAP TIME : 1:31.104 DIFFERENCE : 0.000

LAP	SECTOR 1	SECTOR 2	LAP TIME	MPH	DIFF	TIME OF DAY
1 -		34.623	1:53.432	62.80	22.328	10:17:12.606
2 -	1:03.142	31.905	1:35.047	74.95	3.943	10:18:47.653
3 -	1:00.011	31.419	1:31.430 **(2)**	77.92	0.326	10:20:19.083
4 -	***59.824***	***31.280***	***1:31.104*** **(1)**	***78.20***		***10:21:50.187***
5 -	1:00.774	33.238	1:34.012 **(3)**	75.78	2.908	10:23:24.199

P4 84 S Gavin SCHOFIELD Honda -

IDEAL LAP TIME : 1:30.086 BEST LAP TIME : 1:31.110 DIFFERENCE : 1.024

LAP	SECTOR 1	SECTOR 2	LAP TIME	MPH	DIFF	TIME OF DAY
1 -	1:11.870	36.160	1:48.030	65.95	16.920	10:12:24.014
2 -	1:06.244	32.884	1:39.128	71.87	8.018	10:14:03.142
3 -	1:01.863	32.726	1:34.589	75.32	3.479	10:15:37.731
4 -	1:01.944	32.999	1:34.943	75.04	3.833	10:17:12.674
5 -	59.640	***31.517***	1:31.157 **(3)**	78.15	0.047	10:18:43.831
6 -	***58.569***	32.541	***1:31.110*** **(1)**	***78.19***		***10:20:14.941***
7 -	59.289	31.836	1:31.125 **(2)**	78.18	0.015	10:21:46.066
8 -	1:04.479	36.479	1:40.958	70.57	9.848	10:23:27.024

P5 2 Andrew GILL Kawasaki - RMKD Racing

IDEAL LAP TIME : 1:31.729 BEST LAP TIME : 1:32.074 DIFFERENCE : 0.345

LAP	SECTOR 1	SECTOR 2	LAP TIME	MPH	DIFF	TIME OF DAY
1 -	1:11.442	34.319	1:45.761	67.36	13.687	10:13:18.658
2 -	1:08.102	34.371	1:42.473	69.52	10.399	10:15:01.131
3 -	1:03.563	31.689	1:35.252	74.79	3.178	10:16:36.383
4 -	1:04.229	31.660	1:35.889	74.30	3.815	10:18:12.272
5 -	1:00.937	31.394	1:32.331 **(3)**	77.16	0.257	10:19:44.603
6 -	***1:00.825***	31.249	***1:32.074*** **(1)**	***77.37***		***10:21:16.677***
7 -	1:01.547	***30.904***	1:32.451	77.06	0.377	10:22:49.128
8 -	1:01.275	30.982	1:32.257 **(2)**	77.22	0.183	10:24:21.385

Weather / Track : Cloudy / Wet

Donington Park National
Circuit Length = 1.9790 miles
Start: 10:09 Flag 10:22 End: 10:24

BMCRC - MRO Championships 2018 - Rnd 5 @ Donington Park

EDIasia Formula 400 inc Sub 64 & Rookies

FREE PRACTICE - SECTOR ANALYSIS

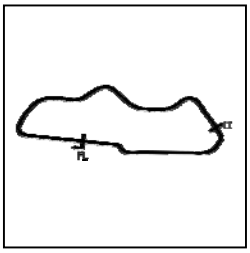

SECTOR 1 = FL to I1, SECTOR 2 = I1 to FL, DIFF = Difference To Personal Best Lap, P = Crossed Finish Line in Pit Lane, D = Time Disallowed

P6 10 S Justin ARBON Kawasaki - TT plumbing and heating

IDEAL LAP TIME : 1:32.498 BEST LAP TIME : 1:32.498 DIFFERENCE : 0.000

LAP	SECTOR 1	SECTOR 2	LAP TIME	MPH	DIFF	TIME OF DAY
1 -	1:09.303	34.856	1:44.159	68.40	11.661	10:12:13.644
2 -	1:04.422	35.679	1:40.101	71.17	7.603	10:13:53.745
3 -	1:04.308	33.643	1:37.951	72.73	5.453	10:15:31.696
4 -	1:01.674	32.119	1:33.793 **(2)**	75.96	1.295	10:17:05.489
5 -	1:01.612	32.507	1:34.119 **(3)**	75.69	1.621	10:18:39.608
6 -	1:01.251	34.292	1:35.543	74.57	3.045	10:20:15.151
7 -	***1:00.850***	***31.648***	***1:32.498*** **(1)**	***77.02***		***10:21:47.649***
8 -	1:09.523	IN PIT	2:01.829 **P**	58.48	29.331	10:23:49.478

P7 45 Mark THOMPSON Kawasaki - Flintstone Tyres / David Simon Tuning

IDEAL LAP TIME : 1:32.204 BEST LAP TIME : 1:32.893 DIFFERENCE : 0.689

LAP	SECTOR 1	SECTOR 2	LAP TIME	MPH	DIFF	TIME OF DAY
1 -	1:12.040	36.283	1:48.323	65.77	15.430	10:12:25.468
2 -	1:07.739	35.339	1:43.078	69.11	10.185	10:14:08.546
3 -	1:05.601	32.914	1:38.515	72.32	5.622	10:15:47.061
4 -	1:05.114	33.729	1:38.843	72.08	5.950	10:17:25.904
5 -	1:03.887	32.569	1:36.456	73.86	3.563	10:19:02.360
6 -	1:03.797	***31.521***	1:35.318 **(2)**	74.74	2.425	10:20:37.678
7 -	***1:00.683***	32.210	***1:32.893*** **(1)**	***76.69***		***10:22:10.571***
8 -	1:01.664	34.783	1:36.447 **(3)**	73.87	3.554	10:23:47.018

P8 19 R James SEATH Kawasaki - Ovenden

IDEAL LAP TIME : 1:32.831 BEST LAP TIME : 1:32.918 DIFFERENCE : 0.087

LAP	SECTOR 1	SECTOR 2	LAP TIME	MPH	DIFF	TIME OF DAY
1 -	1:13.900	35.698	1:49.598	65.00	16.680	10:12:22.080
2 -	1:10.075	35.557	1:45.632	67.44	12.714	10:14:07.712
3 -	1:08.718	35.034	1:43.752	68.66	10.834	10:15:51.464
4 -	1:08.278	33.822	1:42.100	69.78	9.182	10:17:33.564
5 -	1:11.104	34.663	1:45.767	67.36	12.849	10:19:19.331
6 -	1:05.316	32.920	1:38.236 **(3)**	72.52	5.318	10:20:57.567
7 -	1:03.102	***32.019***	1:35.121 **(2)**	74.90	2.203	10:22:32.688
8 -	***1:00.812***	32.106	***1:32.918*** **(1)**	***76.67***		***10:24:05.606***

P9 86 Mathew SCOTT Kawasaki -

IDEAL LAP TIME : 1:32.104 BEST LAP TIME : 1:32.932 DIFFERENCE : 0.828

LAP	SECTOR 1	SECTOR 2	LAP TIME	MPH	DIFF	TIME OF DAY
1 -	1:12.459	36.979	1:49.438	65.10	16.506	10:12:34.818
2 -	1:05.153	33.670	1:38.823	72.09	5.891	10:14:13.641
3 -	1:04.036	34.029	1:38.065	72.65	5.133	10:15:51.706
4 -	1:03.757	33.332	1:37.089	73.38	4.157	10:17:28.795
5 -	1:04.000	32.263	1:36.263	74.01	3.331	10:19:05.058
6 -	1:01.822	***31.738***	1:33.560 **(2)**	76.15	0.628	10:20:38.618
7 -	***1:00.366***	32.566	***1:32.932*** **(1)**	***76.66***		***10:22:11.550***
8 -	1:01.114	33.492	1:34.606 **(3)**	75.30	1.674	10:23:46.156

P10 100 R/S Jonathan ALLUM Honda - LittleJonnys Catering

IDEAL LAP TIME : 1:32.780 BEST LAP TIME : 1:33.072 DIFFERENCE : 0.292

LAP	SECTOR 1	SECTOR 2	LAP TIME	MPH	DIFF	TIME OF DAY
1 -	1:09.306	34.973	1:44.279	68.32	11.207	10:12:12.562
2 -	1:04.922	35.740	1:40.662	70.77	7.590	10:13:53.224
3 -	1:04.561	33.558	1:38.119	72.61	5.047	10:15:31.343
4 -	1:03.450	32.710	1:36.160	74.09	3.088	10:17:07.503
5 -	1:02.797	31.893	1:34.690 **(3)**	75.24	1.618	10:18:42.193
6 -	1:01.512	32.158	1:33.670 **(2)**	76.06	0.598	10:20:15.863
7 -	1:01.641	***31.431***	***1:33.072*** **(1)**	***76.54***		***10:21:48.935***
8 -	***1:01.349***	33.622	1:34.971	75.01	1.899	10:23:23.906

Weather / Track : Cloudy / Wet

Donington Park National
Circuit Length = 1.9790 miles
Start: 10:09 Flag 10:22 End: 10:24

BMCRC - MRO Championships 2018 - Rnd 5 @ Donington Park

EDIasia Formula 400 inc Sub 64 & Rookies

FREE PRACTICE - SECTOR ANALYSIS

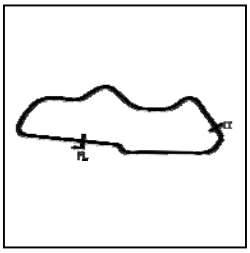

SECTOR 1 = FL to I1, SECTOR 2 = I1 to FL, DIFF = Difference To Personal Best Lap, P = Crossed Finish Line in Pit Lane, D = Time Disallowed

P11 78 Keith POVAH Kawasaki - The Park School Yeovil/E&A Gill Race Tech

IDEAL LAP TIME : 1:31.408 BEST LAP TIME : 1:33.259 DIFFERENCE : 1.851

LAP	SECTOR 1	SECTOR 2	LAP TIME		MPH	DIFF	TIME OF DAY
1 -	1:05.183	35.761	1:40.944		70.58	7.685	10:12:43.220
2 -	1:04.325	32.182	1:36.507		73.82	3.248	10:14:19.727
3 -	1:01.774	32.168	1:33.942	(3)	75.84	0.683	10:15:53.669
4 -	1:04.908	32.334	1:37.242		73.26	3.983	10:17:30.911
5 -	1:01.377	31.882	***1:33.259***	**(1)**	***76.39***		***10:19:04.170***
6 -	1:02.341	***31.358***	1:33.699	(2)	76.03	0.440	10:20:37.869
7 -	***1:00.050***	IN PIT	1:40.855	**P**	70.64	7.596	10:22:18.724

P12 35 S Sam DIGBY-BAKER Kawasaki -

IDEAL LAP TIME : 1:34.059 BEST LAP TIME : 1:34.113 DIFFERENCE : 0.054

LAP	SECTOR 1	SECTOR 2	LAP TIME		MPH	DIFF	TIME OF DAY
1 -	1:12.625	41.010	1:53.635		62.69	19.522	10:13:08.836
2 -	1:08.009	36.716	1:44.725		68.03	10.612	10:14:53.561
3 -	1:04.877	33.587	1:38.464		72.35	4.351	10:16:32.025
4 -	1:04.440	33.873	1:38.313		72.46	4.200	10:18:10.338
5 -	1:02.146	33.240	1:35.386	(2)	74.69	1.273	10:19:45.724
6 -	***1:01.072***	33.041	***1:34.113***	**(1)**	***75.70***		***10:21:19.837***
7 -	1:02.419	***32.987***	1:35.406	(3)	74.67	1.293	10:22:55.243

P13 36 Mathew COLE Kawasaki - Hampshire Hypnotherapy

IDEAL LAP TIME : 1:34.609 BEST LAP TIME : 1:34.609 DIFFERENCE : 0.000

LAP	SECTOR 1	SECTOR 2	LAP TIME		MPH	DIFF	TIME OF DAY
1 -	1:13.161	36.045	1:49.206		65.24	14.597	10:12:26.068
2 -	1:08.134	35.005	1:43.139		69.07	8.530	10:14:09.207
3 -	1:07.574	34.145	1:41.719		70.04	7.110	10:15:50.926
4 -	1:06.207	33.685	1:39.892		71.32	5.283	10:17:30.818
5 -	1:03.668	33.785	1:37.453		73.10	2.844	10:19:08.271
6 -	1:03.513	32.878	1:36.391	(2)	73.91	1.782	10:20:44.662
7 -	1:03.294	33.384	1:36.678	(3)	73.69	2.069	10:22:21.340
8 -	***1:02.576***	***32.033***	***1:34.609***	**(1)**	***75.30***		***10:23:55.949***

P14 186 Steve RICHARDS Kawasaki - Sutton Coachworks

IDEAL LAP TIME : BEST LAP TIME : 1:35.907 DIFFERENCE :

LAP	SECTOR 1	SECTOR 2	LAP TIME		MPH	DIFF	TIME OF DAY
1 -			1:51.022		64.17	15.115	10:12:24.462
2 -			1:44.349		68.27	8.442	10:14:08.811
3 -			1:43.686		68.71	7.779	10:15:52.497
4 -			1:44.261		68.33	8.354	10:17:36.758
5 -			1:44.471		68.19	8.564	10:19:21.229
6 -			1:39.507	(3)	71.59	3.600	10:21:00.736
7 -			1:37.572	(2)	73.01	1.665	10:22:38.308
8 -			***1:35.907***	**(1)**	***74.28***		***10:24:14.215***

P15 3 Gary HENNING Kawasaki - SGT motorcycles

IDEAL LAP TIME : 1:35.972 BEST LAP TIME : 1:35.972 DIFFERENCE : 0.000

LAP	SECTOR 1	SECTOR 2	LAP TIME		MPH	DIFF	TIME OF DAY
1 -	1:09.984	34.109	1:44.093	(3)	68.44	8.121	10:12:17.688
2 -	1:57.698	38.370	2:36.068		45.65	1:00.096	10:14:53.756
3 -	1:06.577	IN PIT	1:46.263	**P**	67.04	10.291	10:16:40.019
4 -		34.079	3:20.415		35.54	1:44.443	10:20:00.434
5 -	1:04.846	33.629	1:38.475	(2)	72.34	2.503	10:21:38.909
6 -	***1:03.386***	***32.586***	***1:35.972***	**(1)**	***74.23***		***10:23:14.881***

Weather / Track : Cloudy / Wet

Donington Park National
Circuit Length = 1.9790 miles
Start: 10:09 Flag 10:22 End: 10:24

BMCRC - MRO Championships 2018 - Rnd 5 @ Donington Park

EDIasia Formula 400 inc Sub 64 & Rookies

FREE PRACTICE - SECTOR ANALYSIS

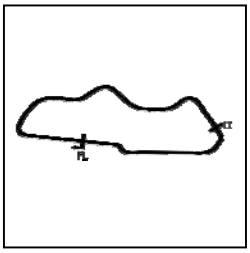

SECTOR 1 = FL to I1, SECTOR 2 = I1 to FL, DIFF = Difference To Personal Best Lap, P = Crossed Finish Line in Pit Lane, D = Time Disallowed

P16 90 Steve RAPA Honda - David Simon Tuning

IDEAL LAP TIME : 1:36.056 BEST LAP TIME : 1:36.056 DIFFERENCE : 0.000

LAP	SECTOR 1	SECTOR 2	LAP TIME	MPH	DIFF	TIME OF DAY
1 -	1:07.070	33.801	1:40.871 (2)	70.63	4.815	10:13:12.515
2 -	1:04.813	36.234	1:41.047 (3)	70.50	4.991	10:14:53.562
3 -	***1:02.633***	***33.423***	***1:36.056 (1)***	***74.17***		***10:16:29.618***
4 -	1:06.466	IN PIT	1:52.883 P	63.11	16.827	10:18:22.501

P17 33 S Carl JOHNSTONE Yamaha - EDIasia

IDEAL LAP TIME : 1:36.109 BEST LAP TIME : 1:36.247 DIFFERENCE : 0.138

LAP	SECTOR 1	SECTOR 2	LAP TIME	MPH	DIFF	TIME OF DAY
1 -	1:04.172	34.395	1:38.567	72.28	2.320	10:12:02.006
2 -	1:04.055	33.784	1:37.839	72.82	1.592	10:13:39.845
3 -	***1:03.103***	33.719	1:36.822	73.58	0.575	10:15:16.667
4 -	1:03.241	***33.006***	***1:36.247 (1)***	***74.02***		***10:16:52.914***
5 -	1:03.614	33.119	1:36.733 (3)	73.65	0.486	10:18:29.647
6 -	1:03.318	33.160	1:36.478 (2)	73.84	0.231	10:20:06.125
7 -	1:03.307	IN PIT	1:43.390 P	68.91	7.143	10:21:49.515

P18 797 R/S James BLYTH Honda - Terra97

IDEAL LAP TIME : 1:35.412 BEST LAP TIME : 1:36.315 DIFFERENCE : 0.903

LAP	SECTOR 1	SECTOR 2	LAP TIME	MPH	DIFF	TIME OF DAY
1 -	1:12.588	35.791	1:48.379	65.73	12.064	10:12:29.579
2 -	1:07.608	34.317	1:41.925	69.90	5.610	10:14:11.504
3 -	1:07.258	34.566	1:41.824	69.97	5.509	10:15:53.328
4 -	1:08.206	34.061	1:42.267	69.66	5.952	10:17:35.595
5 -	1:09.524	35.939	1:45.463	67.55	9.148	10:19:21.058
6 -	1:05.433	34.160	1:39.593 (3)	71.53	3.278	10:21:00.651
7 -	1:03.171	***33.144***	***1:36.315 (1)***	***73.97***		***10:22:36.966***
8 -	***1:02.268***	34.244	1:36.512 (2)	73.82	0.197	10:24:13.478

P19 55 Nick COOPER Aprilia - Skint Racing-Wemoto.com/Mr Spotch Gardening Servic

IDEAL LAP TIME : 1:36.342 BEST LAP TIME : 1:36.859 DIFFERENCE : 0.517

LAP	SECTOR 1	SECTOR 2	LAP TIME	MPH	DIFF	TIME OF DAY
1 -	1:16.003	37.301	1:53.304	62.88	16.445	10:12:35.855
2 -	4:16.376	36.313	4:52.689	24.34	3:15.830	10:17:28.544
3 -	1:05.754	36.152	1:41.906	69.91	5.047	10:19:10.450
4 -	1:05.268	***33.617***	1:38.885 (3)	72.04	2.026	10:20:49.335
5 -	1:03.974	34.096	1:38.070 (2)	72.64	1.211	10:22:27.405
6 -	***1:02.725***	34.134	***1:36.859 (1)***	***73.55***		***10:24:04.264***

P20 110 R/S Michael LANGLANDS Kawasaki - Rafmsa

IDEAL LAP TIME : 1:38.509 BEST LAP TIME : 1:38.509 DIFFERENCE : 0.000

LAP	SECTOR 1	SECTOR 2	LAP TIME	MPH	DIFF	TIME OF DAY
1 -	1:21.296	37.997	1:59.293	59.72	20.784	10:12:43.077
2 -	1:10.824	35.955	1:46.779	66.72	8.270	10:14:29.856
3 -	1:08.924	34.852	1:43.776 (3)	68.65	5.267	10:16:13.632
4 -	1:07.785	35.101	1:42.886 (2)	69.24	4.377	10:17:56.518
5 -	1:14.788	34.949	1:49.737	64.92	11.228	10:19:46.255
6 -	***1:04.949***	***33.560***	***1:38.509 (1)***	***72.32***		***10:21:24.764***
7 -	1:06.792	IN PIT	1:59.593 P	59.57	21.084	10:23:24.357

P21 38 S Hayden WOOD Kawasaki -

IDEAL LAP TIME : 1:38.677 BEST LAP TIME : 1:38.677 DIFFERENCE : 0.000

LAP	SECTOR 1	SECTOR 2	LAP TIME	MPH	DIFF	TIME OF DAY
1 -	1:05.592	35.310	1:40.902 (2)	70.60	2.225	10:12:08.572
2 -	1:05.808	35.188	1:40.996 (3)	70.54	2.319	10:13:49.568
3 -	***1:03.681***	***34.996***	***1:38.677 (1)***	***72.20***		***10:15:28.245***

Weather / Track : Cloudy / Wet

Donington Park National
Circuit Length = 1.9790 miles
Start: 10:09 Flag 10:22 End: 10:24

BMCRC - MRO Championships 2018 - Rnd 5 @ Donington Park

EDIasia Formula 400 inc Sub 64 & Rookies

FREE PRACTICE - SECTOR ANALYSIS

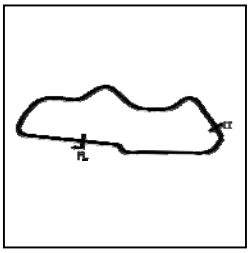

SECTOR 1 = FL to I1, SECTOR 2 = I1 to FL, DIFF = Difference To Personal Best Lap, P = Crossed Finish Line in Pit Lane, D = Time Disallowed

4 -	1:04.502	IN PIT	1:42.637	**P**	69.41	3.960	10:17:10.882

P22 27 S Justin McCORMACK Kawasaki - JMR

IDEAL LAP TIME : 1:38.399 BEST LAP TIME : 1:38.719 DIFFERENCE : 0.320

LAP	SECTOR 1	SECTOR 2	LAP TIME		MPH	DIFF	TIME OF DAY
1 -		38.141	2:19.307		51.14	40.588	10:14:55.948
2 -	1:10.413	35.725	1:46.138		67.12	7.419	10:16:42.086
3 -	1:09.978	34.939	1:44.917		67.90	6.198	10:18:27.003
4 -	1:05.479	***33.434***	1:38.913	**(2)**	72.02	0.194	10:20:05.916
5 -	***1:04.965***	33.754	***1:38.719***	**(1)**	***72.17***		***10:21:44.635***
6 -	1:05.214	33.727	1:38.941	**(3)**	72.00	0.222	10:23:23.576

P23 40 R/S Jonathan DINSMORE Honda - RJs Car Restorations / PRO Hire

IDEAL LAP TIME : 1:37.839 BEST LAP TIME : 1:38.750 DIFFERENCE : 0.911

LAP	SECTOR 1	SECTOR 2	LAP TIME		MPH	DIFF	TIME OF DAY
1 -	1:11.640	36.051	1:47.691		66.15	8.941	10:12:23.089
2 -	1:08.319	33.678	1:41.997		69.85	3.247	10:14:05.086
3 -	1:05.575	33.859	1:39.434	**(2)**	71.65	0.684	10:15:44.520
4 -	1:06.577	33.999	1:40.576		70.83	1.826	10:17:25.096
5 -	1:05.607	33.880	1:39.487	**(3)**	71.61	0.737	10:19:04.583
6 -	***1:04.881***	45.106	1:49.987		64.77	11.237	10:20:54.570
7 -	1:05.792	***32.958***	***1:38.750***	**(1)**	***72.14***		***10:22:33.320***
8 -	1:05.804	34.198	1:40.002		71.24	1.252	10:24:13.322

P24 60 R Eddie CROKER Kawasaki -

IDEAL LAP TIME : 1:38.356 BEST LAP TIME : 1:38.935 DIFFERENCE : 0.579

LAP	SECTOR 1	SECTOR 2	LAP TIME		MPH	DIFF	TIME OF DAY
1 -	1:11.494	35.198	1:46.692		66.77	7.757	10:13:30.931
2 -	1:06.537	34.540	1:41.077	**(3)**	70.48	2.142	10:15:12.008
3 -	1:06.728	***32.429***	1:39.157	**(2)**	71.85	0.222	10:16:51.165
4 -	1:05.963	32.972	***1:38.935***	**(1)**	***72.01***		***10:18:30.100***
5 -	***1:05.927***	IN PIT	5:15.774	**P**	22.56	3:36.839	10:23:45.874

P25 26 Lydia THOMPSON Kawasaki - Flintstone Racing - David Simons Tuning

IDEAL LAP TIME : 1:39.212 BEST LAP TIME : 1:39.293 DIFFERENCE : 0.081

LAP	SECTOR 1	SECTOR 2	LAP TIME		MPH	DIFF	TIME OF DAY
1 -	1:12.170	36.025	1:48.195		65.85	8.902	10:12:20.149
2 -	1:11.403	35.604	1:47.007		66.58	7.714	10:14:07.156
3 -	1:09.087	34.374	1:43.461		68.86	4.168	10:15:50.617
4 -	1:08.724	33.709	1:42.433		69.55	3.140	10:17:33.050
5 -	1:11.426	34.196	1:45.622		67.45	6.329	10:19:18.672
6 -	1:08.297	34.120	1:42.417	**(3)**	69.56	3.124	10:21:01.089
7 -	1:06.236	***33.275***	1:39.511	**(2)**	71.59	0.218	10:22:40.600
8 -	***1:05.937***	33.356	***1:39.293***	**(1)**	***71.75***		***10:24:19.893***

P26 17 S Andrew POCOCK Honda -

IDEAL LAP TIME : 1:42.122 BEST LAP TIME : 1:42.122 DIFFERENCE : 0.000

LAP	SECTOR 1	SECTOR 2	LAP TIME		MPH	DIFF	TIME OF DAY
1 -	1:16.449	37.421	1:53.870		62.56	11.748	10:12:34.805
2 -	1:11.229	35.951	1:47.180		66.47	5.058	10:14:21.985
3 -	1:08.307	35.656	1:43.963	**(3)**	68.53	1.841	10:16:05.948
4 -	1:08.749	35.770	1:44.519		68.16	2.397	10:17:50.467
5 -	1:10.030	35.630	1:45.660		67.42	3.538	10:19:36.127
6 -	1:07.886	35.575	1:43.461	**(2)**	68.86	1.339	10:21:19.588
7 -	***1:06.639***	***35.483***	***1:42.122***	**(1)**	***69.76***		***10:23:01.710***

Weather / Track : Cloudy / Wet

Donington Park National
Circuit Length = 1.9790 miles
Start: 10:09 Flag 10:22 End: 10:24

BMCRC - MRO Championships 2018 - Rnd 5 @ Donington Park

EDIasia Formula 400 inc Sub 64 & Rookies

FREE PRACTICE - SECTOR ANALYSIS

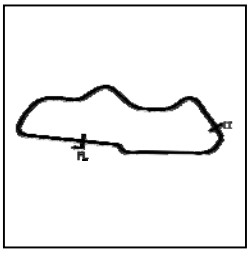

SECTOR 1 = FL to I1, SECTOR 2 = I1 to FL, DIFF = Difference To Personal Best Lap, P = Crossed Finish Line in Pit Lane, D = Time Disallowed

P27 22 Dave HARVIEK Kawasaki - HRC & Fatty's Cake Shop

IDEAL LAP TIME : 1:42.980 BEST LAP TIME : 1:42.980 DIFFERENCE : 0.000

LAP	SECTOR 1	SECTOR 2	LAP TIME	MPH	DIFF	TIME OF DAY
1 -	1:11.802	36.726	1:48.528 **(2)**	65.64	5.548	10:12:16.356
2 -	***1:07.435***	***35.545***	***1:42.980*** **(1)**	***69.18***		***10:13:59.336***
3 -	1:08.523	IN PIT	1:50.592 **P**	64.42	7.612	10:15:49.928

P28 999 R/S Jim DALTON Kawasaki - Mick Dale

IDEAL LAP TIME : 1:44.022 BEST LAP TIME : 1:44.460 DIFFERENCE : 0.438

LAP	SECTOR 1	SECTOR 2	LAP TIME	MPH	DIFF	TIME OF DAY
1 -	1:13.107	37.058	1:50.165	64.67	5.705	10:12:25.362
2 -	1:10.245	37.494	1:47.739	66.12	3.279	10:14:13.101
3 -	1:10.655	36.161	1:46.816 **(3)**	66.70	2.356	10:15:59.917
4 -	1:12.350	37.062	1:49.412	65.11	4.952	10:17:49.329
5 -	1:10.036	36.533	1:46.569 **(2)**	66.85	2.109	10:19:35.898
6 -	1:11.092	***35.922***	1:47.014	66.57	2.554	10:21:22.912
7 -	***1:08.100***	36.360	***1:44.460*** **(1)**	***68.20***		***10:23:07.372***

P29 30 R/S Luke DOIG Kawasaki -

IDEAL LAP TIME : 1:45.263 BEST LAP TIME : 1:45.263 DIFFERENCE : 0.000

LAP	SECTOR 1	SECTOR 2	LAP TIME	MPH	DIFF	TIME OF DAY
1 -	1:21.102	38.994	2:00.096	59.32	14.833	10:12:43.409
2 -	1:16.288	39.681	1:55.969	61.43	10.706	10:14:39.378
3 -	1:13.134	38.306	1:51.440 **(3)**	63.93	6.177	10:16:30.818
4 -	1:14.209	38.480	1:52.689	63.22	7.426	10:18:23.507
5 -	1:10.726	37.069	1:47.795 **(2)**	66.09	2.532	10:20:11.302
6 -	***1:08.703***	***36.560***	***1:45.263*** **(1)**	***67.68***		***10:21:56.565***
7 -	1:08.835	42.737	1:51.572	63.85	6.309	10:23:48.137

P30 16 Andrew WILKINS Kawasaki -

IDEAL LAP TIME : 1:45.233 BEST LAP TIME : 1:45.488 DIFFERENCE : 0.255

LAP	SECTOR 1	SECTOR 2	LAP TIME	MPH	DIFF	TIME OF DAY
1 -	1:13.169	***36.452***	1:49.621 **(2)**	64.99	4.133	10:12:39.851
2 -	***1:08.781***	36.707	***1:45.488*** **(1)**	***67.53***		***10:14:25.339***
3 -	1:09.139	IN PIT	1:51.869 **P**	63.68	6.381	10:16:17.208

P31 56 R Kallam SWYER Kawasaki - Poole tyres & not centre

IDEAL LAP TIME : 1:48.250 BEST LAP TIME : 1:48.250 DIFFERENCE : 0.000

LAP	SECTOR 1	SECTOR 2	LAP TIME	MPH	DIFF	TIME OF DAY
1 -	1:24.074	40.793	2:04.867	57.05	16.617	10:13:37.038
2 -	1:19.744	39.998	1:59.742	59.49	11.492	10:15:36.780
3 -	1:15.078	39.165	1:54.243	62.36	5.993	10:17:31.023
4 -	1:13.256	36.753	1:50.009 **(3)**	64.76	1.759	10:19:21.032
5 -	1:12.695	36.046	1:48.741 **(2)**	65.51	0.491	10:21:09.773
6 -	***1:12.628***	***35.622***	***1:48.250*** **(1)**	***65.81***		***10:22:58.023***

P32 52 Gary JARMAN Kawasaki - G & S Motorcycle tyres

IDEAL LAP TIME : 1:49.033 BEST LAP TIME : 1:50.317 DIFFERENCE : 1.284

LAP	SECTOR 1	SECTOR 2	LAP TIME	MPH	DIFF	TIME OF DAY
1 -	1:20.741	40.772	2:01.513 **(3)**	58.63	11.196	10:12:46.685
2 -	1:14.268	***37.623***	1:51.891 **(2)**	63.67	1.574	10:14:38.576
3 -	***1:11.410***	38.907	***1:50.317*** **(1)**	***64.58***		***10:16:28.893***

P33 44 James BUCKETT Kawasaki - JB Racing

IDEAL LAP TIME : 1:52.815 BEST LAP TIME : 1:52.815 DIFFERENCE : 0.000

LAP	SECTOR 1	SECTOR 2	LAP TIME	MPH	DIFF	TIME OF DAY
1 -	1:23.011	43.176	2:06.187	56.46	13.372	10:13:08.723

Weather / Track : Cloudy / Wet

Donington Park National
Circuit Length = 1.9790 miles
Start: 10:09 Flag 10:22 End: 10:24

BMCRC - MRO Championships 2018 - Rnd 5 @ Donington Park

EDIasia Formula 400 inc Sub 64 & Rookies

FREE PRACTICE - SECTOR ANALYSIS

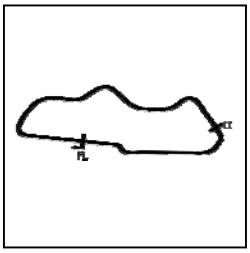

SECTOR 1 = FL to I1, SECTOR 2 = I1 to FL, DIFF = Difference To Personal Best Lap, P = Crossed Finish Line in Pit Lane, D = Time Disallowed

2 -	1:17.700	39.795	1:57.495		60.63	4.680	10:15:06.218
3 -	1:16.306	39.725	1:56.031		61.40	3.216	10:17:02.249
4 -	1:14.658	39.496	1:54.154	**(2)**	62.41	1.339	10:18:56.403
5 -	***1:14.001***	***38.814***	***1:52.815***	**(1)**	***63.15***		***10:20:49.218***
6 -	1:15.462	40.241	1:55.703	**(3)**	61.57	2.888	10:22:44.921
7 -	1:15.120	41.136	1:56.256		61.28	3.441	10:24:41.177

P34 9 S Karl COONEY Kawasaki -

IDEAL LAP TIME : BEST LAP TIME : 2:15.530 DIFFERENCE :

LAP	SECTOR 1	SECTOR 2	LAP TIME		MPH	DIFF	TIME OF DAY
1 -		***38.927***	***2:15.530***	**(1)**	***52.56***		***10:15:06.568***

Weather / Track : Cloudy / Wet

Donington Park National
Circuit Length = 1.9790 miles
Start: 10:09 Flag 10:22 End: 10:24

BMCRC - MRO Championships 2018 - Rnd 5 @ Donington Park

EDIasia Formula 400 inc Sub 64 & Rookies

FREE PRACTICE - BEST SECTORS

SECTOR 1

POS	NO	NAME	TIME
1	63	FOWLE	57.737
2	84	SCHOFIELD	58.569
3	43	TAYLOR	58.717
4	23	EVANS	59.824
5	78	POVAH	1:00.050
6	86	SCOTT	1:00.366
7	45	THOMPSON	1:00.683
8	19	SEATH	1:00.812
9	2	GILL	1:00.825
10	10	ARBON	1:00.850
11	35	DIGBY-BAKER	1:01.072
12	100	ALLUM	1:01.349
13	797	BLYTH	1:02.268
14	36	COLE	1:02.576
15	90	RAPA	1:02.633
16	55	COOPER	1:02.725
17	33	JOHNSTONE	1:03.103
18	3	HENNING	1:03.386
19	38	WOOD	1:03.681
20	40	DINSMORE	1:04.881
21	110	LANGLANDS	1:04.949
22	27	McCORMACK	1:04.965
23	60	CROKER	1:05.927
24	26	THOMPSON	1:05.937
25	17	POCOCK	1:06.639
26	22	HARVIEK	1:07.435
27	999	DALTON	1:08.100
28	30	DOIG	1:08.703
29	16	WILKINS	1:08.781
30	52	JARMAN	1:11.410
31	56	SWYER	1:12.628
32	44	BUCKETT	1:14.001
33			
34			
35			
36			

SECTOR 2

NO	NAME	TIME
63	FOWLE	30.811
2	GILL	30.904
43	TAYLOR	30.933
23	EVANS	31.280
78	POVAH	31.358
100	ALLUM	31.431
84	SCHOFIELD	31.517
45	THOMPSON	31.521
10	ARBON	31.648
86	SCOTT	31.738
19	SEATH	32.019
36	COLE	32.033
60	CROKER	32.429
3	HENNING	32.586
40	DINSMORE	32.958
35	DIGBY-BAKER	32.987
33	JOHNSTONE	33.006
797	BLYTH	33.144
26	THOMPSON	33.275
90	RAPA	33.423
27	McCORMACK	33.434
110	LANGLANDS	33.560
55	COOPER	33.617
38	WOOD	34.996
17	POCOCK	35.483
22	HARVIEK	35.545
56	SWYER	35.622
999	DALTON	35.922
16	WILKINS	36.452
30	DOIG	36.560
52	JARMAN	37.623
44	BUCKETT	38.814
9	COONEY	38.927

IDEAL / BEST COMPARISON

			IDEAL	BEST	DIFF
		PERFECT LAP	1:28.548		
1	63	FOWLE	1:28.548	1:28.751	0.203
2	43	TAYLOR	1:29.650	1:30.211	0.561
3	84	SCHOFIELD	1:30.086	1:31.110	1.024
4	23	EVANS	1:31.104	1:31.104	0.000
5	78	POVAH	1:31.408	1:33.259	1.851
6	2	GILL	1:31.729	1:32.074	0.345
7	86	SCOTT	1:32.104	1:32.932	0.828
8	45	THOMPSON	1:32.204	1:32.893	0.689
9	10	ARBON	1:32.498	1:32.498	0.000
10	100	ALLUM	1:32.780	1:33.072	0.292
11	19	SEATH	1:32.831	1:32.918	0.087
12	35	DIGBY-BAKER	1:34.059	1:34.113	0.054
13	36	COLE	1:34.609	1:34.609	0.000
14	797	BLYTH	1:35.412	1:36.315	0.903
15	3	HENNING	1:35.972	1:35.972	0.000
16	90	RAPA	1:36.056	1:36.056	0.000
17	33	JOHNSTONE	1:36.109	1:36.247	0.138
18	55	COOPER	1:36.342	1:36.859	0.517
19	40	DINSMORE	1:37.839	1:38.750	0.911
20	60	CROKER	1:38.356	1:38.935	0.579
21	27	McCORMACK	1:38.399	1:38.719	0.320
22	110	LANGLANDS	1:38.509	1:38.509	0.000
23	38	WOOD	1:38.677	1:38.677	0.000
24	26	THOMPSON	1:39.212	1:39.293	0.081
25	17	POCOCK	1:42.122	1:42.122	0.000
26	22	HARVIEK	1:42.980	1:42.980	0.000
27	999	DALTON	1:44.022	1:44.460	0.438
28	16	WILKINS	1:45.233	1:45.488	0.255
29	30	DOIG	1:45.263	1:45.263	0.000
30	56	SWYER	1:48.250	1:48.250	0.000
31	52	JARMAN	1:49.033	1:50.317	1.284
32	44	BUCKETT	1:52.815	1:52.815	0.000
33	186	RICHARDS		1:35.907	
34	9	COONEY		2:15.530	

Weather / Track : Cloudy / Wet

Donington Park National
Circuit Length = 1.9790 miles
Start: 10:09 Flag 10:22 End: 10:24

Results can be found at www.tsl-timing.com

Printed - 10:25 Saturday, 16 June 2018

BMCRC - MRO Championships 2018 - Rnd 5 @ Donington Park

EDIasia Formula 400 inc Sub 64 & Rookies

QUALIFYING - CLASSIFICATION

POS	NO	CL	PIC	NAME	ENTRY	TIME	ON	LAPS	GAP	DIFF	MPH
1	2		1	Andrew GILL	Kawasaki - RMKD Racing	1:18.159	3	10			91.15
2	43		2	Mark TAYLOR	Kawasaki - Longhove Contracts	1:18.586	9	10	0.427	0.427	90.66
3	78	S	1	Keith POVAH	Kawasaki - The Park School Yeovil/E&A Gill Race Tech	1:19.118	10	10	0.959	0.532	90.05
4	45		3	Mark THOMPSON	Kawasaki - Flintstone Tyres / David Simon Tuning	1:19.787	10	10	1.628	0.669	89.29
5	3		4	Gary HENNING	Kawasaki - SGT motorcycles	1:19.947	4	10	1.788	0.160	89.11
6	86		5	Mathew SCOTT	Kawasaki -	1:20.134	10	10	1.975	0.187	88.90
7	63	S	2	Harry FOWLE	Kawasaki - Team ELP A.Fowle Joinery	1:20.790	8	9	2.631	0.656	88.18
8	23	S	3	Tham EVANS	Honda - Vanilla Electronics / GF racing	1:20.822	8	8	2.663	0.032	88.15
9	22		6	Dave HARVIEK	Kawasaki - HRC & Fatty's Cake Shop	1:20.886	4	10	2.727	0.064	88.08
10	27	S	4	Justin McCORMACK	Kawasaki - JMR	1:21.595	10	10	3.436	0.709	87.31
11	16		7	Andrew WILKINS	Kawasaki -	1:22.199	9	9	4.040	0.604	86.67
12	100	R/S	1	Jonathan ALLUM	Honda - LittleJonnys Catering	1:22.275	3	10	4.116	0.076	86.59
13	57		8	Paul FISHER	Kawasaki -	1:22.275	9	9	4.116	0.000	86.59
14	93		9	William GILLMAN	Kawaski -	1:22.833	7	8	4.674	0.558	86.01
15	85		10	James ROBINSON	Kawasaki - Claire Palastanga Ceramics	1:23.321	7	9	5.162	0.488	85.50
16	33	S	5	Carl JOHNSTONE	Yamaha - EDIasia	1:23.413	3	9	5.254	0.092	85.41
17	19	R	1	James SEATH	Kawasaki - Ovenden	1:23.647	9	9	5.488	0.234	85.17
18	84	S	6	Gavin SCHOFIELD	Honda -	1:23.956	5	9	5.797	0.309	84.86
19	20	R	2	Connor SWYER	Kawasaki - owkay clothing & EBC brakes	1:24.928	9	9	6.769	0.972	83.89
20	60	R	3	Eddie CROKER	Kawasaki -	1:24.995	4	8	6.836	0.067	83.82
21	35	S	7	Sam DIGBY-BAKER	Kawasaki -	1:25.041	9	9	6.882	0.046	83.77
22	26		11	Lydia THOMPSON	Kawasaki - Flintstone Racing - David Simons Tuning	1:25.210	7	9	7.051	0.169	83.61
23	30	R/S	2	Luke DOIG	Kawasaki -	1:25.417	7	9	7.258	0.207	83.41
24	52		12	Gary JARMAN	Kawasaki - G & S Motorcycle tyres	1:25.533	9	9	7.374	0.116	83.29
25	36		13	Mathew COLE	Kawasaki - Hampshire Hypnotherapy	1:25.776	7	9	7.617	0.243	83.06
26	55		14	Nick COOPER	Aprilia - Skint Racing-Wemoto.com/Mr Spotch Gardening	1:25.821	9	9	7.662	0.045	83.01
27	38	S	8	Hayden WOOD	Kawasaki -	1:25.938	9	9	7.779	0.117	82.90
28	186		15	Steve RICHARDS	Kawasaki - Sutton Coachworks	1:26.036	8	9	7.877	0.098	82.81
29	10	S	9	Justin ARBON	Kawasaki - TT plumbing and heating	1:27.161	5	9	9.002	1.125	81.74
30	44		16	James BUCKETT	Kawasaki - JB Racing	1:27.407	8	9	9.248	0.246	81.51
31	110	R/S	3	Michael LANGLANDS	Kawasaki - Rafmsa	1:27.996	8	9	9.837	0.589	80.96
32	797	R/S	4	James BLYTH	Honda - Terra97	1:28.740	7	9	10.581	0.744	80.28
33	999	R/S	5	Jim DALTON	Kawasaki - Mick Dale	1:29.470	9	9	11.311	0.730	79.63
34	40	R/S	6	Jonathan DINSMORE	Honda - RJs Car Restorations / PRO Hire	1:29.855	5	8	11.696	0.385	79.29
35	90		17	Steve RAPA	Honda - David Simon Tuning	1:30.280	1	2	12.121	0.425	78.91
36	9	S	10	Karl COONEY	Kawasaki -	1:31.684	4	4	13.525	1.404	77.70
37	117		18	Jordan HARRIS	Kawasaki -	1:33.088	4	5	14.929	1.404	76.53
38	17	S	11	Andrew POCOCK	Honda -	1:35.272	8	8	17.113	2.184	74.78
39	56	R	4	Kallam SWYER	Kawasaki - Poole tyres & not centre	1:36.052	5	7	17.893	0.780	74.17

Donington Park National
Circuit Length = 1.9790 miles
Start: 12:29 Flag 12:42 End: 12:44

Weather / Track : Bright / Dry

These results are provisional until the conclusion of any judicial and technical matters.

Clerk Of Course :		Timekeeper :

Results can be found at www.tsl-timing.com

Printed - 12:44 Saturday, 16 June 2018

BMCRC - MRO Championships 2018 - Rnd 5 @ Donington Park

EDIasia Formula 400 inc Sub 64 & Rookies

QUALIFYING - SECTOR ANALYSIS

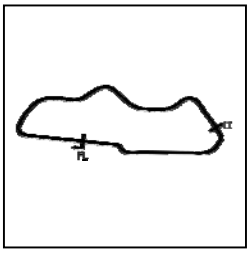

SECTOR 1 = FL to I1, SECTOR 2 = I1 to FL, DIFF = Difference To Personal Best Lap, P = Crossed Finish Line in Pit Lane, D = Time Disallowed

P1 2 Andrew GILL Kawasaki - RMKD Racing

IDEAL LAP TIME : 1:18.159 BEST LAP TIME : 1:18.159 DIFFERENCE : 0.000

LAP	SECTOR 1	SECTOR 2	LAP TIME	MPH	DIFF	TIME OF DAY
1 -	55.257	28.149	1:23.406	85.42	5.247	12:31:34.919
2 -	51.336	27.435	1:18.771 **(2)**	90.44	0.612	12:32:53.690
3 -	***50.937***	***27.222***	***1:18.159*** **(1)**	***91.15***		***12:34:11.849***
4 -	51.203	28.023	1:19.226 **(3)**	89.92	1.067	12:35:31.075
5 -	52.335	27.416	1:19.751	89.33	1.592	12:36:50.826
6 -	52.912	27.406	1:20.318	88.70	2.159	12:38:11.144
7 -	51.771	29.332	1:21.103	87.84	2.944	12:39:32.247
8 -	52.235	27.688	1:19.923	89.14	1.764	12:40:52.170
9 -	53.929	28.898	1:22.827	86.01	4.668	12:42:14.997
10 -	52.031	28.116	1:20.147	88.89	1.988	12:43:35.144

P2 43 Mark TAYLOR Kawasaki - Longhove Contracts

IDEAL LAP TIME : 1:18.543 BEST LAP TIME : 1:18.586 DIFFERENCE : 0.043

LAP	SECTOR 1	SECTOR 2	LAP TIME	MPH	DIFF	TIME OF DAY
1 -	59.325	29.379	1:28.704	80.31	10.118	12:31:50.970
2 -	53.776	29.007	1:22.783	86.06	4.197	12:33:13.753
3 -	52.360	27.951	1:20.311	88.71	1.725	12:34:34.064
4 -	51.577	28.619	1:20.196	88.84	1.610	12:35:54.260
5 -	51.376	***27.796***	1:19.172 **(3)**	89.98	0.586	12:37:13.432
6 -	52.524	27.872	1:20.396	88.61	1.810	12:38:33.828
7 -	51.753	28.186	1:19.939	89.12	1.353	12:39:53.767
8 -	51.010	27.967	1:18.977 **(2)**	90.21	0.391	12:41:12.744
9 -	***50.747***	27.839	***1:18.586*** **(1)**	***90.66***		***12:42:31.330***
10 -	53.220	IN PIT	1:31.744 **P**	77.65	13.158	12:44:03.074

P3 78 S Keith POVAH Kawasaki - The Park School Yeovil/E&A Gill Race Tech

IDEAL LAP TIME : 1:19.031 BEST LAP TIME : 1:19.118 DIFFERENCE : 0.087

LAP	SECTOR 1	SECTOR 2	LAP TIME	MPH	DIFF	TIME OF DAY
1 -	56.628	28.688	1:25.316	83.50	6.198	12:31:38.746
2 -	53.077	28.428	1:21.505	87.41	2.387	12:33:00.251
3 -	52.718	28.109	1:20.827	88.14	1.709	12:34:21.078
4 -	52.769	28.341	1:21.110	87.83	1.992	12:35:42.188
5 -	53.420	28.549	1:21.969	86.91	2.851	12:37:04.157
6 -	52.082	27.890	1:19.972	89.08	0.854	12:38:24.129
7 -	52.614	27.876	1:20.490	88.51	1.372	12:39:44.619
8 -	51.779	***27.708***	1:19.487 **(2)**	89.63	0.369	12:41:04.106
9 -	51.706	27.922	1:19.628 **(3)**	89.47	0.510	12:42:23.734
10 -	***51.323***	27.795	***1:19.118*** **(1)**	***90.05***		***12:43:42.852***

P4 45 Mark THOMPSON Kawasaki - Flintstone Tyres / David Simon Tuning

IDEAL LAP TIME : 1:19.345 BEST LAP TIME : 1:19.787 DIFFERENCE : 0.442

LAP	SECTOR 1	SECTOR 2	LAP TIME	MPH	DIFF	TIME OF DAY
1 -	56.742	29.729	1:26.471	82.39	6.684	12:31:37.135
2 -	53.914	28.974	1:22.888	85.95	3.101	12:33:00.023
3 -	53.197	28.022	1:21.219	87.72	1.432	12:34:21.242
4 -	52.478	28.155	1:20.633 **(3)**	88.35	0.846	12:35:41.875
5 -	53.533	28.682	1:22.215	86.65	2.428	12:37:04.090
6 -	52.949	27.979	1:20.928	88.03	1.141	12:38:25.018
7 -	53.191	28.020	1:21.211	87.73	1.424	12:39:46.229
8 -	52.212	***27.689***	1:19.901 **(2)**	89.16	0.114	12:41:06.130
9 -	51.854	28.963	1:20.817	88.15	1.030	12:42:26.947
10 -	***51.656***	28.131	***1:19.787*** **(1)**	***89.29***		***12:43:46.734***

P5 3 Gary HENNING Kawasaki - SGT motorcycles

IDEAL LAP TIME : 1:19.802 BEST LAP TIME : 1:19.947 DIFFERENCE : 0.145

LAP	SECTOR 1	SECTOR 2	LAP TIME	MPH	DIFF	TIME OF DAY

Weather / Track : Bright / Dry

Donington Park National
Circuit Length = 1.9790 miles
Start: 12:29 Flag 12:42 End: 12:44

BMCRC - MRO Championships 2018 - Rnd 5 @ Donington Park

EDlasia Formula 400 inc Sub 64 & Rookies

QUALIFYING - SECTOR ANALYSIS

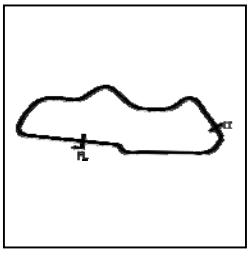

SECTOR 1 = FL to I1, SECTOR 2 = I1 to FL, DIFF = Difference To Personal Best Lap, P = Crossed Finish Line in Pit Lane, D = Time Disallowed

1 -	56.717	28.966	1:25.683		83.15	5.736	12:31:39.437
2 -	53.137	28.431	1:21.568		87.34	1.621	12:33:01.005
3 -	53.446	28.404	1:21.850		87.04	1.903	12:34:22.855
4 -	51.992	27.955	***1:19.947***	**(1)**	***89.11***		***12:35:42.802***
5 -	52.795	28.257	1:21.052		87.90	1.105	12:37:03.854
6 -	52.191	***27.871***	1:20.062	**(2)**	88.98	0.115	12:38:23.916
7 -	53.205	28.223	1:21.428		87.49	1.481	12:39:45.344
8 -	52.162	27.955	1:20.117	**(3)**	88.92	0.170	12:41:05.461
9 -	52.034	28.158	1:20.192		88.84	0.245	12:42:25.653
10 -	***51.931***	28.597	1:20.528		88.47	0.581	12:43:46.181

P6 86 Mathew SCOTT Kawasaki -

IDEAL LAP TIME : 1:20.134 BEST LAP TIME : 1:20.134 DIFFERENCE : 0.000

LAP	SECTOR 1	SECTOR 2	LAP TIME		MPH	DIFF	TIME OF DAY
1 -	1:01.625	30.909	1:32.534		76.99	12.400	12:31:52.334
2 -	54.899	28.953	1:23.852		84.96	3.718	12:33:16.186
3 -	54.641	27.994	1:22.635		86.21	2.501	12:34:38.821
4 -	52.953	28.481	1:21.434		87.48	1.300	12:36:00.255
5 -	52.636	28.457	1:21.093		87.85	0.959	12:37:21.348
6 -	52.898	28.373	1:21.271		87.66	1.137	12:38:42.619
7 -	53.097	28.125	1:21.222		87.71	1.088	12:40:03.841
8 -	52.411	28.049	1:20.460	**(2)**	88.54	0.326	12:41:24.301
9 -	52.552	28.352	1:20.904	**(3)**	88.06	0.770	12:42:45.205
10 -	***52.388***	***27.746***	***1:20.134***	**(1)**	***88.90***		***12:44:05.339***

P7 63 S Harry FOWLE Kawasaki - Team ELP A.Fowle Joinery

IDEAL LAP TIME : 1:20.636 BEST LAP TIME : 1:20.790 DIFFERENCE : 0.154

LAP	SECTOR 1	SECTOR 2	LAP TIME		MPH	DIFF	TIME OF DAY
1 -	56.010	29.667	1:25.677		83.15	4.887	12:32:31.893
2 -	53.563	28.858	1:22.421		86.44	1.631	12:33:54.314
3 -	53.316	29.345	1:22.661		86.19	1.871	12:35:16.975
4 -	52.450	28.519	1:20.969	**(2)**	87.99	0.179	12:36:37.944
5 -	53.195	28.750	1:21.945		86.94	1.155	12:37:59.889
6 -	52.630	28.990	1:21.620		87.29	0.830	12:39:21.509
7 -	***52.343***	29.092	1:21.435		87.48	0.645	12:40:42.944
8 -	52.497	***28.293***	***1:20.790***	**(1)**	***88.18***		***12:42:03.734***
9 -	52.666	28.490	1:21.156	**(3)**	87.78	0.366	12:43:24.890

P8 23 S Tham EVANS Honda - Vanilla Electronics / GF racing

IDEAL LAP TIME : 1:20.822 BEST LAP TIME : 1:20.822 DIFFERENCE : 0.000

LAP	SECTOR 1	SECTOR 2	LAP TIME		MPH	DIFF	TIME OF DAY
1 -	OUTLAP	30.635	1:38.775		72.12	17.953	12:33:34.331
2 -	54.174	29.877	1:24.051		84.76	3.229	12:34:58.382
3 -	54.656	28.596	1:23.252		85.57	2.430	12:36:21.634
4 -	53.157	28.894	1:22.051	**(3)**	86.83	1.229	12:37:43.685
5 -	53.174	29.651	1:22.825		86.02	2.003	12:39:06.510
6 -	53.457	28.321	1:21.778	**(2)**	87.12	0.956	12:40:28.288
7 -	52.753	31.419	1:24.172		84.64	3.350	12:41:52.460
8 -	***52.562***	***28.260***	***1:20.822***	**(1)**	***88.15***		***12:43:13.282***

P9 22 Dave HARVIEK Kawasaki - HRC & Fatty's Cake Shop

IDEAL LAP TIME : 1:20.886 BEST LAP TIME : 1:20.886 DIFFERENCE : 0.000

LAP	SECTOR 1	SECTOR 2	LAP TIME		MPH	DIFF	TIME OF DAY
1 -	57.774	30.173	1:27.947		81.01	7.061	12:31:37.095
2 -	54.448	28.636	1:23.084		85.75	2.198	12:33:00.179
3 -	53.853	29.324	1:23.177		85.65	2.291	12:34:23.356
4 -	***52.404***	***28.482***	***1:20.886***	**(1)**	***88.08***		***12:35:44.242***
5 -	53.349	28.751	1:22.100	**(2)**	86.78	1.214	12:37:06.342
6 -	53.415	28.840	1:22.255		86.61	1.369	12:38:28.597
7 -	54.056	31.110	1:25.166		83.65	4.280	12:39:53.763

Weather / Track : Bright / Dry

Donington Park National
Circuit Length = 1.9790 miles
Start: 12:29 Flag 12:42 End: 12:44

BMCRC - MRO Championships 2018 - Rnd 5 @ Donington Park

EDIasia Formula 400 inc Sub 64 & Rookies

QUALIFYING - SECTOR ANALYSIS

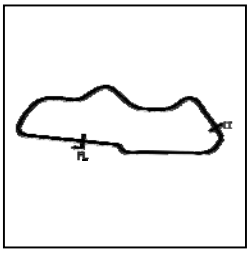

SECTOR 1 = FL to I1, SECTOR 2 = I1 to FL, DIFF = Difference To Personal Best Lap, P = Crossed Finish Line in Pit Lane, D = Time Disallowed

8 -	55.390	30.800	1:26.190	82.66	5.304	12:41:19.953
9 -	53.584	29.065	1:22.649	86.20	1.763	12:42:42.602
10 -	53.317	28.932	1:22.249 **(3)**	86.62	1.363	12:44:04.851

P10 27 S Justin McCORMACK Kawasaki - JMR

IDEAL LAP TIME : 1:21.595 BEST LAP TIME : 1:21.595 DIFFERENCE : 0.000

LAP	SECTOR 1	SECTOR 2	LAP TIME	MPH	DIFF	TIME OF DAY
1 -	57.101	29.752	1:26.853	82.03	5.258	12:31:39.538
2 -	54.946	29.042	1:23.988	84.82	2.393	12:33:03.526
3 -	54.037	28.993	1:23.030	85.80	1.435	12:34:26.556
4 -	54.292	28.868	1:23.160	85.67	1.565	12:35:49.716
5 -	53.975	28.669	1:22.644	86.20	1.049	12:37:12.360
6 -	54.981	30.625	1:25.606	83.22	4.011	12:38:37.966
7 -	53.403	28.792	1:22.195 **(3)**	86.67	0.600	12:40:00.161
8 -	53.277	28.832	1:22.109 **(2)**	86.77	0.514	12:41:22.270
9 -	54.045	29.294	1:23.339	85.48	1.744	12:42:45.609
10 -	***53.182***	***28.413***	***1:21.595*** **(1)**	***87.31***		***12:44:07.204***

P11 16 Andrew WILKINS Kawasaki -

IDEAL LAP TIME : 1:22.012 BEST LAP TIME : 1:22.199 DIFFERENCE : 0.187

LAP	SECTOR 1	SECTOR 2	LAP TIME	MPH	DIFF	TIME OF DAY
1 -	59.796	31.142	1:30.938	78.34	8.739	12:31:45.837
2 -	57.581	30.436	1:28.017	80.94	5.818	12:33:13.854
3 -	54.411	29.129	1:23.540 **(3)**	85.28	1.341	12:34:37.394
4 -	54.162	29.808	1:23.970	84.84	1.771	12:36:01.364
5 -	54.734	39.706	1:34.440	75.44	12.241	12:37:35.804
6 -	54.739	29.068	1:23.807	85.01	1.608	12:38:59.611
7 -	53.759	29.215	1:22.974 **(2)**	85.86	0.775	12:40:22.585
8 -	55.635	***28.762***	1:24.397	84.41	2.198	12:41:46.982
9 -	***53.250***	28.949	***1:22.199*** **(1)**	***86.67***		***12:43:09.181***

P12 100 R/S Jonathan ALLUM Honda - LittleJonnys Catering

IDEAL LAP TIME : 1:22.275 BEST LAP TIME : 1:22.275 DIFFERENCE : 0.000

LAP	SECTOR 1	SECTOR 2	LAP TIME	MPH	DIFF	TIME OF DAY
1 -	57.199	29.824	1:27.023	81.87	4.748	12:31:37.674
2 -	54.544	29.564	1:24.108	84.70	1.833	12:33:01.782
3 -	***53.439***	***28.836***	***1:22.275*** **(1)**	***86.59***		***12:34:24.057***
4 -	53.521	29.077	1:22.598 **(3)**	86.25	0.323	12:35:46.655
5 -	54.041	29.458	1:23.499	85.32	1.224	12:37:10.154
6 -	54.019	28.943	1:22.962	85.87	0.687	12:38:33.116
7 -	53.714	29.501	1:23.215	85.61	0.940	12:39:56.331
8 -	53.508	29.483	1:22.991	85.84	0.716	12:41:19.322
9 -	53.756	28.865	1:22.621	86.23	0.346	12:42:41.943
10 -	53.450	29.108	1:22.558 **(2)**	86.29	0.283	12:44:04.501

P13 57 Paul FISHER Kawasaki -

IDEAL LAP TIME : 1:22.275 BEST LAP TIME : 1:22.275 DIFFERENCE : 0.000

LAP	SECTOR 1	SECTOR 2	LAP TIME	MPH	DIFF	TIME OF DAY
1 -	1:02.063	31.220	1:33.283	76.37	11.008	12:31:53.864
2 -	58.305	30.934	1:29.239	79.83	6.964	12:33:23.103
3 -	57.651	30.155	1:27.806	81.14	5.531	12:34:50.909
4 -	55.491	29.568	1:25.059	83.76	2.784	12:36:15.968
5 -	54.758	29.450	1:24.208 **(2)**	84.60	1.933	12:37:40.176
6 -	55.667	29.243	1:24.910	83.90	2.635	12:39:05.086
7 -	55.063	29.189	1:24.252	84.56	1.977	12:40:29.338
8 -	55.179	29.062	1:24.241 **(3)**	84.57	1.966	12:41:53.579
9 -	***53.583***	***28.692***	***1:22.275*** **(1)**	***86.59***		***12:43:15.854***

Weather / Track : Bright / Dry

Donington Park National
Circuit Length = 1.9790 miles
Start: 12:29 Flag 12:42 End: 12:44

BMCRC - MRO Championships 2018 - Rnd 5 @ Donington Park

EDIasia Formula 400 inc Sub 64 & Rookies

QUALIFYING - SECTOR ANALYSIS

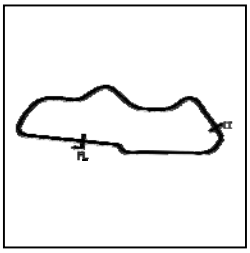

SECTOR 1 = FL to I1, SECTOR 2 = I1 to FL, DIFF = Difference To Personal Best Lap, P = Crossed Finish Line in Pit Lane, D = Time Disallowed

P14 93 William GILLMAN Kawaski -

IDEAL LAP TIME : 1:22.831 BEST LAP TIME : 1:22.833 DIFFERENCE : 0.002

LAP	SECTOR 1	SECTOR 2	LAP TIME	MPH	DIFF	TIME OF DAY
1 -	OUTLAP	30.605	1:42.502	69.50	19.669	12:33:38.058
2 -	56.110	29.754	1:25.864	82.97	3.031	12:35:03.922
3 -	54.779	29.550	1:24.329 **(3)**	84.48	1.496	12:36:28.251
4 -	54.407	29.937	1:24.344	84.47	1.511	12:37:52.595
5 -	55.247	1:10.693	2:05.940	56.57	43.107	12:39:58.535
6 -	56.594	29.803	1:26.397	82.46	3.564	12:41:24.932
7 -	53.940	***28.893***	***1:22.833*** **(1)**	***86.01***		***12:42:47.765***
8 -	***53.938***	29.580	1:23.518 **(2)**	85.30	0.685	12:44:11.283

P15 85 James ROBINSON Kawasaki - Claire Palastanga Ceramics

IDEAL LAP TIME : 1:23.281 BEST LAP TIME : 1:23.321 DIFFERENCE : 0.040

LAP	SECTOR 1	SECTOR 2	LAP TIME	MPH	DIFF	TIME OF DAY
1 -	1:02.518	31.061	1:33.579	76.13	10.258	12:31:54.699
2 -	57.287	30.990	1:28.277	80.70	4.956	12:33:22.976
3 -	54.956	29.179	1:24.135	84.68	0.814	12:34:47.111
4 -	55.854	29.882	1:25.736	83.09	2.415	12:36:12.847
5 -	56.098	29.647	1:25.745	83.09	2.424	12:37:38.592
6 -	***54.103***	29.644	1:23.747 **(2)**	85.07	0.426	12:39:02.339
7 -	54.143	***29.178***	***1:23.321*** **(1)**	***85.50***		***12:40:25.660***
8 -	55.675	29.827	1:25.502	83.32	2.181	12:41:51.162
9 -	54.622	29.440	1:24.062 **(3)**	84.75	0.741	12:43:15.224

P16 33 S Carl JOHNSTONE Yamaha - EDIasia

IDEAL LAP TIME : 1:23.413 BEST LAP TIME : 1:23.413 DIFFERENCE : 0.000

LAP	SECTOR 1	SECTOR 2	LAP TIME	MPH	DIFF	TIME OF DAY
1 -	57.508	29.591	1:27.099	81.79	3.686	12:31:47.806
2 -	55.892	29.503	1:25.395	83.43	1.982	12:33:13.201
3 -	***53.962***	***29.451***	***1:23.413*** **(1)**	***85.41***		***12:34:36.614***
4 -	54.639	29.712	1:24.351 **(2)**	84.46	0.938	12:36:00.965
5 -	54.934	29.735	1:24.669 **(3)**	84.14	1.256	12:37:25.634
6 -	55.479	29.568	1:25.047	83.77	1.634	12:38:50.681
7 -	57.172	29.831	1:27.003	81.88	3.590	12:40:17.684
8 -	55.778	30.177	1:25.955	82.88	2.542	12:41:43.639
9 -	55.321	30.037	1:25.358	83.46	1.945	12:43:08.997

P17 19 R James SEATH Kawasaki - Ovenden

IDEAL LAP TIME : 1:23.505 BEST LAP TIME : 1:23.647 DIFFERENCE : 0.142

LAP	SECTOR 1	SECTOR 2	LAP TIME	MPH	DIFF	TIME OF DAY
1 -	1:01.514	31.465	1:32.979	76.62	9.332	12:31:46.845
2 -	58.225	30.364	1:28.589	80.42	4.942	12:33:15.434
3 -	58.307	30.540	1:28.847	80.19	5.200	12:34:44.281
4 -	57.615	30.406	1:28.021	80.94	4.374	12:36:12.302
5 -	56.783	30.123	1:26.906	81.98	3.259	12:37:39.208
6 -	***54.312***	29.745	1:24.057 **(2)**	84.75	0.410	12:39:03.265
7 -	56.408	***29.193***	1:25.601	83.23	1.954	12:40:28.866
8 -	55.930	29.395	1:25.325 **(3)**	83.50	1.678	12:41:54.191
9 -	54.448	29.199	***1:23.647*** **(1)**	***85.17***		***12:43:17.838***

P18 84 S Gavin SCHOFIELD Honda -

IDEAL LAP TIME : 1:23.860 BEST LAP TIME : 1:23.956 DIFFERENCE : 0.096

LAP	SECTOR 1	SECTOR 2	LAP TIME	MPH	DIFF	TIME OF DAY
1 -	58.801	30.621	1:29.422	79.67	5.466	12:31:40.769
2 -	55.333	29.724	1:25.057	83.76	1.101	12:33:05.826
3 -	55.097	29.362	1:24.459	84.35	0.503	12:34:30.285
4 -	55.170	29.470	1:24.640	84.17	0.684	12:35:54.925
5 -	***54.639***	29.317	***1:23.956*** **(1)**	***84.86***		***12:37:18.881***

Weather / Track : Bright / Dry

Donington Park National
Circuit Length = 1.9790 miles
Start: 12:29 Flag 12:42 End: 12:44

BMCRC - MRO Championships 2018 - Rnd 5 @ Donington Park

EDIasia Formula 400 inc Sub 64 & Rookies

QUALIFYING - SECTOR ANALYSIS

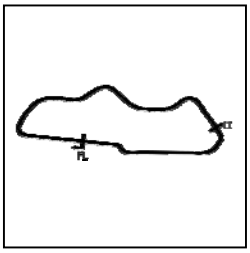

SECTOR 1 = FL to I1, SECTOR 2 = I1 to FL, DIFF = Difference To Personal Best Lap, P = Crossed Finish Line in Pit Lane, D = Time Disallowed

6 -	56.308	30.682	1:26.990	81.90	3.034	12:38:45.871
7 -	55.833	29.795	1:25.628	83.20	1.672	12:40:11.499
8 -	54.761	29.475	1:24.236 **(3)**	84.57	0.280	12:41:35.735
9 -	54.776	***29.221***	1:23.997 **(2)**	84.82	0.041	12:42:59.732

P19 20 R Connor SWYER Kawasaki - owkay clothing & EBC brakes

IDEAL LAP TIME : 1:24.928 BEST LAP TIME : 1:24.928 DIFFERENCE : 0.000

LAP	SECTOR 1	SECTOR 2	LAP TIME	MPH	DIFF	TIME OF DAY
1 -	1:03.277	33.070	1:36.347	73.94	11.419	12:32:02.679
2 -	1:00.684	31.895	1:32.579	76.95	7.651	12:33:35.258
3 -	55.706	30.064	1:25.770 **(2)**	83.06	0.842	12:35:01.028
4 -	56.040	30.176	1:26.216 **(3)**	82.63	1.288	12:36:27.244
5 -	56.854	29.755	1:26.609	82.26	1.681	12:37:53.853
6 -	55.847	31.830	1:27.677	81.26	2.749	12:39:21.530
7 -	56.701	30.863	1:27.564	81.36	2.636	12:40:49.094
8 -	56.890	30.080	1:26.970	81.92	2.042	12:42:16.064
9 -	***55.199***	***29.729***	***1:24.928*** **(1)**	***83.89***		***12:43:40.992***

P20 60 R Eddie CROKER Kawasaki -

IDEAL LAP TIME : 1:24.847 BEST LAP TIME : 1:24.995 DIFFERENCE : 0.148

LAP	SECTOR 1	SECTOR 2	LAP TIME	MPH	DIFF	TIME OF DAY
1 -	1:06.715	31.326	1:38.041	72.67	13.046	12:32:00.043
2 -	58.281	29.333	1:27.614	81.31	2.619	12:33:27.657
3 -	56.793	30.183	1:26.976	81.91	1.981	12:34:54.633
4 -	***55.665***	29.330	***1:24.995*** **(1)**	***83.82***		***12:36:19.628***
5 -	56.949	30.004	1:26.953	81.93	1.958	12:37:46.581
6 -	56.864	***29.182***	1:26.046 **(2)**	82.80	1.051	12:39:12.627
7 -	57.852	29.205	1:27.057	81.83	2.062	12:40:39.684
8 -	56.771	29.415	1:26.186 **(3)**	82.66	1.191	12:42:05.870

P21 35 S Sam DIGBY-BAKER Kawasaki -

IDEAL LAP TIME : 1:25.041 BEST LAP TIME : 1:25.041 DIFFERENCE : 0.000

LAP	SECTOR 1	SECTOR 2	LAP TIME	MPH	DIFF	TIME OF DAY
1 -	1:00.980	32.462	1:33.442	76.24	8.401	12:32:11.459
2 -	58.983	31.553	1:30.536	78.69	5.495	12:33:41.995
3 -	56.583	31.064	1:27.647	81.28	2.606	12:35:09.642
4 -	57.271	30.736	1:28.007	80.95	2.966	12:36:37.649
5 -	57.391	30.715	1:28.106	80.86	3.065	12:38:05.755
6 -	56.162	31.652	1:27.814	81.13	2.773	12:39:33.569
7 -	56.593	30.872	1:27.465 **(2)**	81.45	2.424	12:41:01.034
8 -	56.368	31.151	1:27.519 **(3)**	81.40	2.478	12:42:28.553
9 -	***55.057***	***29.984***	***1:25.041*** **(1)**	***83.77***		***12:43:53.594***

P22 26 Lydia THOMPSON Kawasaki - Flintstone Racing - David Simons Tuning

IDEAL LAP TIME : 1:24.655 BEST LAP TIME : 1:25.210 DIFFERENCE : 0.555

LAP	SECTOR 1	SECTOR 2	LAP TIME	MPH	DIFF	TIME OF DAY
1 -	1:01.322	30.902	1:32.224	77.25	7.014	12:31:45.282
2 -	59.241	30.798	1:30.039	79.12	4.829	12:33:15.321
3 -	58.212	30.321	1:28.533	80.47	3.323	12:34:43.854
4 -	57.676	30.284	1:27.960	80.99	2.750	12:36:11.814
5 -	56.962	30.331	1:27.293 **(3)**	81.61	2.083	12:37:39.107
6 -	56.759	31.292	1:28.051	80.91	2.841	12:39:07.158
7 -	***55.368***	29.842	***1:25.210*** **(1)**	***83.61***		***12:40:32.368***
8 -	55.859	29.924	1:25.783 **(2)**	83.05	0.573	12:41:58.151
9 -	58.657	***29.287***	1:27.944	81.01	2.734	12:43:26.095

P23 30 R/S Luke DOIG Kawasaki -

IDEAL LAP TIME : 1:25.417 BEST LAP TIME : 1:25.417 DIFFERENCE : 0.000

LAP	SECTOR 1	SECTOR 2	LAP TIME	MPH	DIFF	TIME OF DAY

Weather / Track : Bright / Dry

Donington Park National
Circuit Length = 1.9790 miles
Start: 12:29 Flag 12:42 End: 12:44

BMCRC - MRO Championships 2018 - Rnd 5 @ Donington Park

EDIasia Formula 400 inc Sub 64 & Rookies

QUALIFYING - SECTOR ANALYSIS

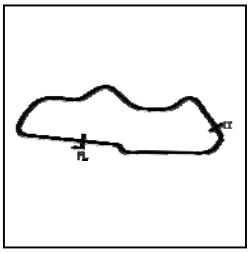

SECTOR 1 = FL to I1, SECTOR 2 = I1 to FL, DIFF = Difference To Personal Best Lap, P = Crossed Finish Line in Pit Lane, D = Time Disallowed

1 -	1:03.537	37.379	1:40.916	70.59	15.499	12:32:08.551
2 -	1:06.029	38.047	1:44.076	68.45	18.659	12:33:52.627
3 -	57.023	30.949	1:27.972	80.98	2.555	12:35:20.599
4 -	56.866	30.690	1:27.556 **(3)**	81.37	2.139	12:36:48.155
5 -	57.036	30.181	1:27.217 **(2)**	81.68	1.800	12:38:15.372
6 -	57.061	30.774	1:27.835	81.11	2.418	12:39:43.207
7 -	***55.836***	***29.581***	***1:25.417*** **(1)**	***83.41***		***12:41:08.624***
8 -	59.451	31.203	1:30.654	78.59	5.237	12:42:39.278
9 -	1:04.045	30.834	1:34.879	75.09	9.462	12:44:14.157

P24 52 Gary JARMAN

Kawasaki - G & S Motorcycle tyres

IDEAL LAP TIME : 1:25.521 BEST LAP TIME : 1:25.533 DIFFERENCE : 0.012

LAP	SECTOR 1	SECTOR 2	LAP TIME	MPH	DIFF	TIME OF DAY
1 -	1:03.297	32.218	1:35.515	74.59	9.982	12:31:53.457
2 -	58.337	31.216	1:29.553	79.55	4.020	12:33:23.010
3 -	57.496	30.627	1:28.123	80.84	2.590	12:34:51.133
4 -	58.237	***30.040***	1:28.277	80.70	2.744	12:36:19.410
5 -	57.024	30.092	1:27.116 **(2)**	81.78	1.583	12:37:46.526
6 -	57.095	30.563	1:27.658 **(3)**	81.27	2.125	12:39:14.184
7 -	57.345	31.462	1:28.807	80.22	3.274	12:40:42.991
8 -	57.655	30.614	1:28.269	80.71	2.736	12:42:11.260
9 -	***55.481***	30.052	***1:25.533*** **(1)**	***83.29***		***12:43:36.793***

P25 36 Mathew COLE

Kawasaki - Hampshire Hypnotherapy

IDEAL LAP TIME : 1:25.725 BEST LAP TIME : 1:25.776 DIFFERENCE : 0.051

LAP	SECTOR 1	SECTOR 2	LAP TIME	MPH	DIFF	TIME OF DAY
1 -	1:02.864	31.840	1:34.704	75.23	8.928	12:31:49.478
2 -	58.456	30.641	1:29.097	79.96	3.321	12:33:18.575
3 -	57.883	30.182	1:28.065	80.90	2.289	12:34:46.640
4 -	57.238	29.637	1:26.875	82.01	1.099	12:36:13.515
5 -	56.536	29.772	1:26.308 **(2)**	82.54	0.532	12:37:39.823
6 -	57.083	30.736	1:27.819	81.12	2.043	12:39:07.642
7 -	56.314	***29.462***	***1:25.776*** **(1)**	***83.06***		***12:40:33.418***
8 -	***56.263***	30.356	1:26.619 **(3)**	82.25	0.843	12:42:00.037
9 -	57.111	30.145	1:27.256	81.65	1.480	12:43:27.293

P26 55 Nick COOPER

Aprilia - Skint Racing-Wemoto.com/Mr Spotch Gardening Servic

IDEAL LAP TIME : 1:25.655 BEST LAP TIME : 1:25.821 DIFFERENCE : 0.166

LAP	SECTOR 1	SECTOR 2	LAP TIME	MPH	DIFF	TIME OF DAY
1 -	1:04.221	34.071	1:38.292	72.48	12.471	12:31:58.703
2 -	59.314	31.819	1:31.133	78.17	5.312	12:33:29.836
3 -	59.148	30.904	1:30.052	79.11	4.231	12:34:59.888
4 -	57.595	30.583	1:28.178	80.79	2.357	12:36:28.066
5 -	57.240	30.048	1:27.288 **(3)**	81.62	1.467	12:37:55.354
6 -	***56.062***	30.318	1:26.380 **(2)**	82.48	0.559	12:39:21.734
7 -	56.511	31.000	1:27.511	81.41	1.690	12:40:49.245
8 -			1:28.007	80.95	2.186	12:42:17.252
9 -	56.228	***29.593***	***1:25.821*** **(1)**	***83.01***		***12:43:43.073***

P27 38 S Hayden WOOD

Kawasaki -

IDEAL LAP TIME : 1:25.326 BEST LAP TIME : 1:25.938 DIFFERENCE : 0.612

LAP	SECTOR 1	SECTOR 2	LAP TIME	MPH	DIFF	TIME OF DAY
1 -	57.510	30.367	1:27.877	81.07	1.939	12:31:38.896
2 -	***55.331***	32.749	1:28.080	80.88	2.142	12:33:06.976
3 -	57.103	30.911	1:28.014	80.94	2.076	12:34:34.990
4 -	56.135	30.941	1:27.076	81.82	1.138	12:36:02.066
5 -	55.941	30.504	1:26.445 **(3)**	82.41	0.507	12:37:28.511
6 -	56.353	30.676	1:27.029	81.86	1.091	12:38:55.540
7 -	56.327	***29.995***	1:26.322 **(2)**	82.53	0.384	12:40:21.862
8 -	55.969	30.717	1:26.686	82.18	0.748	12:41:48.548

Weather / Track : Bright / Dry

Donington Park National
Circuit Length = 1.9790 miles
Start: 12:29 Flag 12:42 End: 12:44

BMCRC - MRO Championships 2018 - Rnd 5 @ Donington Park

EDIasia Formula 400 inc Sub 64 & Rookies

QUALIFYING - SECTOR ANALYSIS

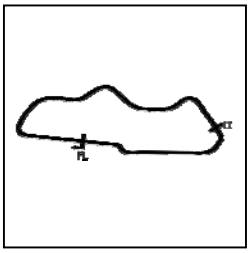

SECTOR 1 = FL to I1, SECTOR 2 = I1 to FL, DIFF = Difference To Personal Best Lap, P = Crossed Finish Line in Pit Lane, D = Time Disallowed

9 -	55.847	30.091	***1:25.938***	***(1)***	***82.90***	***12:43:14.486***

P28 186 Steve RICHARDS Kawasaki - Sutton Coachworks

IDEAL LAP TIME : 1:25.633 BEST LAP TIME : 1:26.036 DIFFERENCE : 0.403

LAP	SECTOR 1	SECTOR 2	LAP TIME		MPH	DIFF	TIME OF DAY
1 -	1:00.564	31.546	1:32.110		77.34	6.074	12:31:46.078
2 -	58.521	31.227	1:29.748		79.38	3.712	12:33:15.826
3 -	58.147	30.274	1:28.421		80.57	2.385	12:34:44.247
4 -	57.616	30.302	1:27.918		81.03	1.882	12:36:12.165
5 -	57.247	30.182	1:27.429		81.49	1.393	12:37:39.594
6 -	57.056	30.971	1:28.027		80.93	1.991	12:39:07.621
7 -	57.275	***29.544***	1:26.819	**(2)**	82.06	0.783	12:40:34.440
8 -	***56.089***	29.947	***1:26.036***	***(1)***	***82.81***		***12:42:00.476***
9 -	56.894	30.430	1:27.324	**(3)**	81.58	1.288	12:43:27.800

P29 10 S Justin ARBON Kawasaki - TT plumbing and heating

IDEAL LAP TIME : 1:25.657 BEST LAP TIME : 1:27.161 DIFFERENCE : 1.504

LAP	SECTOR 1	SECTOR 2	LAP TIME		MPH	DIFF	TIME OF DAY
1 -	1:04.481	32.730	1:37.211		73.29	10.050	12:31:58.059
2 -	59.268	31.912	1:31.180		78.13	4.019	12:33:29.239
3 -	57.809	30.783	1:28.592		80.42	1.431	12:34:57.831
4 -	57.256	***30.220***	1:27.476	**(2)**	81.44	0.315	12:36:25.307
5 -	56.463	30.698	***1:27.161***	***(1)***	***81.74***		***12:37:52.468***
6 -	56.913	31.950	1:28.863		80.17	1.702	12:39:21.331
7 -	56.604	30.877	1:27.481	**(3)**	81.44	0.320	12:40:48.812
8 -	57.112	32.431	1:29.543		79.56	2.382	12:42:18.355
9 -	***55.437***	32.269	1:27.706		81.23	0.545	12:43:46.061

P30 44 James BUCKETT Kawasaki - JB Racing

IDEAL LAP TIME : 1:26.558 BEST LAP TIME : 1:27.407 DIFFERENCE : 0.849

LAP	SECTOR 1	SECTOR 2	LAP TIME		MPH	DIFF	TIME OF DAY
1 -	1:07.326	32.602	1:39.928		71.29	12.521	12:32:01.151
2 -	1:01.775	31.886	1:33.661		76.06	6.254	12:33:34.812
3 -	59.581	31.626	1:31.207		78.11	3.800	12:35:06.019
4 -	58.771	30.642	1:29.413		79.68	2.006	12:36:35.432
5 -	57.409	30.365	1:27.774	**(3)**	81.17	0.367	12:38:03.206
6 -	58.115	30.904	1:29.019		80.03	1.612	12:39:32.225
7 -	57.545	30.317	1:27.862		81.08	0.455	12:41:00.087
8 -	***56.915***	30.492	***1:27.407***	***(1)***	***81.51***		***12:42:27.494***
9 -	57.890	***29.643***	1:27.533	**(2)**	81.39	0.126	12:43:55.027

P31 110 R/S Michael LANGLANDS Kawasaki - Rafmsa

IDEAL LAP TIME : 1:27.981 BEST LAP TIME : 1:27.996 DIFFERENCE : 0.015

LAP	SECTOR 1	SECTOR 2	LAP TIME		MPH	DIFF	TIME OF DAY
1 -	1:07.659	34.512	1:42.171		69.73	14.175	12:32:05.043
2 -	1:04.173	32.397	1:36.570		73.77	8.574	12:33:41.613
3 -	1:03.769	32.161	1:35.930		74.26	7.934	12:35:17.543
4 -	59.467	31.582	1:31.049		78.25	3.053	12:36:48.592
5 -	59.446	32.892	1:32.338		77.15	4.342	12:38:20.930
6 -	58.799	31.453	1:30.252		78.94	2.256	12:39:51.182
7 -	57.852	30.772	1:28.624	**(2)**	80.39	0.628	12:41:19.806
8 -	***57.429***	30.567	***1:27.996***	***(1)***	***80.96***		***12:42:47.802***
9 -	58.087	***30.552***	1:28.639	**(3)**	80.37	0.643	12:44:16.441

P32 797 R/S James BLYTH Honda - Terra97

IDEAL LAP TIME : 1:28.558 BEST LAP TIME : 1:28.740 DIFFERENCE : 0.182

LAP	SECTOR 1	SECTOR 2	LAP TIME		MPH	DIFF	TIME OF DAY
1 -	1:04.157	33.674	1:37.831		72.82	9.091	12:31:57.774
2 -	59.166	32.191	1:31.357		77.98	2.617	12:33:29.131

Weather / Track : Bright / Dry

Donington Park National
Circuit Length = 1.9790 miles
Start: 12:29 Flag 12:42 End: 12:44

BMCRC - MRO Championships 2018 - Rnd 5 @ Donington Park

EDIasia Formula 400 inc Sub 64 & Rookies

QUALIFYING - SECTOR ANALYSIS

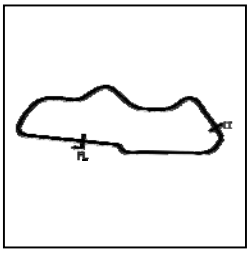

SECTOR 1 = FL to I1, SECTOR 2 = I1 to FL, DIFF = Difference To Personal Best Lap, P = Crossed Finish Line in Pit Lane, D = Time Disallowed

3 -	59.271	32.003	1:31.274		78.05	2.534	12:35:00.405
4 -	58.318	31.986	1:30.304		78.89	1.564	12:36:30.709
5 -	57.916	30.872	1:28.788	(2)	80.24	0.048	12:37:59.497
6 -	58.168	31.413	1:29.581		79.53	0.841	12:39:29.078
7 -	58.036	***30.704***	***1:28.740***	**(1)**	***80.28***		***12:40:57.818***
8 -	58.142	31.042	1:29.184	(3)	79.88	0.444	12:42:27.002
9 -	***57.854***	31.470	1:29.324		79.76	0.584	12:43:56.326

P33 999 R/S Jim DALTON Kawasaki - Mick Dale

IDEAL LAP TIME : 1:29.470 BEST LAP TIME : 1:29.470 DIFFERENCE : 0.000

LAP	SECTOR 1	SECTOR 2	LAP TIME		MPH	DIFF	TIME OF DAY
1 -	1:02.410	32.355	1:34.765		75.18	5.295	12:31:50.629
2 -	59.635	32.339	1:31.974		77.46	2.504	12:33:22.603
3 -	1:00.139	32.541	1:32.680		76.87	3.210	12:34:55.283
4 -	58.535	31.981	1:30.516	(3)	78.71	1.046	12:36:25.799
5 -	59.033	31.854	1:30.887		78.39	1.417	12:37:56.686
6 -	58.184	31.639	1:29.823	(2)	79.31	0.353	12:39:26.509
7 -	59.213	32.127	1:31.340		78.00	1.870	12:40:57.849
8 -	58.586	32.142	1:30.728		78.52	1.258	12:42:28.577
9 -	***58.138***	***31.332***	***1:29.470***	**(1)**	***79.63***		***12:43:58.047***

P34 40 R/S Jonathan DINSMORE Honda - RJs Car Restorations / PRO Hire

IDEAL LAP TIME : 1:29.309 BEST LAP TIME : 1:29.855 DIFFERENCE : 0.546

LAP	SECTOR 1	SECTOR 2	LAP TIME		MPH	DIFF	TIME OF DAY
1 -	1:04.636	31.632	1:36.268		74.00	6.413	12:31:58.010
2 -	59.541	31.827	1:31.368	(2)	77.97	1.513	12:33:29.378
3 -	58.651	36.421	1:35.072		74.93	5.217	12:35:04.450
4 -	59.914	31.884	1:31.798	(3)	77.61	1.943	12:36:36.248
5 -	58.611	***31.244***	***1:29.855***	**(1)**	***79.29***		***12:38:06.103***
6 -	***58.065***	IN PIT	2:04.097	**P**	57.41	34.242	12:40:10.200
7 -	OUTLAP	31.786	1:47.371		66.35	17.516	12:41:57.571
8 -	1:00.214	31.916	1:32.130		77.33	2.275	12:43:29.701

P35 90 Steve RAPA Honda - David Simon Tuning

IDEAL LAP TIME : 1:30.280 BEST LAP TIME : 1:30.280 DIFFERENCE : 0.000

LAP	SECTOR 1	SECTOR 2	LAP TIME		MPH	DIFF	TIME OF DAY
1 -	***59.404***	***30.876***	***1:30.280***	**(1)**	***78.91***		***12:31:46.432***
2 -	1:00.007	IN PIT	1:43.631	**P**	68.74	13.351	12:33:30.063

P36 9 S Karl COONEY Kawasaki -

IDEAL LAP TIME : 1:30.774 BEST LAP TIME : 1:31.684 DIFFERENCE : 0.910

LAP	SECTOR 1	SECTOR 2	LAP TIME		MPH	DIFF	TIME OF DAY
1 -		34.090	2:04.996		56.99	33.312	12:39:07.061
2 -	1:03.847	***32.214***	1:36.061	(3)	74.16	4.377	12:40:43.122
3 -	59.715	32.216	1:31.931	(2)	77.49	0.247	12:42:15.053
4 -	***58.560***	33.124	***1:31.684***	**(1)**	***77.70***		***12:43:46.737***

P37 117 Jordan HARRIS Kawasaki -

IDEAL LAP TIME : 1:32.426 BEST LAP TIME : 1:33.088 DIFFERENCE : 0.662

LAP	SECTOR 1	SECTOR 2	LAP TIME		MPH	DIFF	TIME OF DAY
1 -	1:07.615	33.784	1:41.399		70.26	8.311	12:32:06.088
2 -	1:03.424	33.437	1:36.861		73.55	3.773	12:33:42.949
3 -	1:01.059	32.837	1:33.896	(3)	75.87	0.808	12:35:16.845
4 -	***1:00.598***	32.490	***1:33.088***	**(1)**	***76.53***		***12:36:49.933***
5 -	1:01.509	***31.828***	1:33.337	(2)	76.33	0.249	12:38:23.270

Weather / Track : Bright / Dry

Donington Park National
Circuit Length = 1.9790 miles
Start: 12:29 Flag 12:42 End: 12:44

BMCRC - MRO Championships 2018 - Rnd 5 @ Donington Park

EDIasia Formula 400 inc Sub 64 & Rookies

QUALIFYING - SECTOR ANALYSIS

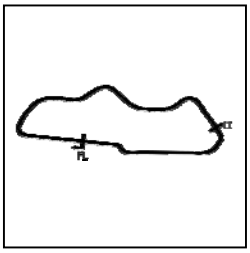

SECTOR 1 = FL to I1, SECTOR 2 = I1 to FL, DIFF = Difference To Personal Best Lap, P = Crossed Finish Line in Pit Lane, D = Time Disallowed

P38 17 S Andrew POCOCK Honda -

IDEAL LAP TIME : 1:35.272 BEST LAP TIME : 1:35.272 DIFFERENCE : 0.000

LAP	SECTOR 1	SECTOR 2	LAP TIME		MPH	DIFF	TIME OF DAY
1 -	1:08.721	34.445	1:43.166		69.05	7.894	12:32:02.780
2 -	1:04.946	36.588	1:41.534		70.17	6.262	12:33:44.314
3 -	1:04.913	34.457	1:39.370		71.69	4.098	12:35:23.684
4 -	1:04.069	34.177	1:38.246		72.51	2.974	12:37:01.930
5 -	1:04.452	34.217	1:38.669		72.20	3.397	12:38:40.599
6 -	1:03.134	33.990	1:37.124	**(3)**	73.35	1.852	12:40:17.723
7 -	1:03.319	33.415	1:36.734	**(2)**	73.65	1.462	12:41:54.457
8 -	***1:02.445***	***32.827***	***1:35.272***	**(1)**	***74.78***		***12:43:29.729***

P39 56 R Kallam SWYER Kawasaki - Poole tyres & not centre

IDEAL LAP TIME : 1:36.052 BEST LAP TIME : 1:36.052 DIFFERENCE : 0.000

LAP	SECTOR 1	SECTOR 2	LAP TIME		MPH	DIFF	TIME OF DAY
1 -	1:15.738	35.832	1:51.570		63.85	15.518	12:32:18.338
2 -	1:05.689	33.312	1:39.001		71.96	2.949	12:33:57.339
3 -	1:04.459	32.337	1:36.796	**(2)**	73.60	0.744	12:35:34.135
4 -	1:04.206	32.639	1:36.845	**(3)**	73.56	0.793	12:37:10.980
5 -	***1:04.001***	***32.051***	***1:36.052***	**(1)**	***74.17***		***12:38:47.032***
6 -	1:05.473	32.294	1:37.767		72.87	1.715	12:40:24.799
7 -	1:06.898	IN PIT	1:53.180	**P**	62.94	17.128	12:42:17.979

Weather / Track : Bright / Dry

Donington Park National
Circuit Length = 1.9790 miles
Start: 12:29 Flag 12:42 End: 12:44

BMCRC - MRO Championships 2018 - Rnd 5 @ Donington Park

EDIasia Formula 400 inc Sub 64 & Rookies

QUALIFYING - BEST SECTORS

SECTOR 1

POS	NO	NAME	TIME
1	43	TAYLOR	50.747
2	2	GILL	50.937
3	78	POVAH	51.323
4	45	THOMPSON	51.656
5	3	HENNING	51.931
6	63	FOWLE	52.343
7	86	SCOTT	52.388
8	22	HARVIEK	52.404
9	23	EVANS	52.562
10	27	McCORMACK	53.182
11	16	WILKINS	53.250
12	100	ALLUM	53.439
13	57	FISHER	53.583
14	93	GILLMAN	53.938
15	33	JOHNSTONE	53.962
16	85	ROBINSON	54.103
17	19	SEATH	54.312
18	84	SCHOFIELD	54.639
19	35	DIGBY-BAKER	55.057
20	20	SWYER	55.199
21	38	WOOD	55.331
22	26	THOMPSON	55.368
23	10	ARBON	55.437
24	52	JARMAN	55.481
25	60	CROKER	55.665
26	30	DOIG	55.836
27	55	COOPER	56.062
28	186	RICHARDS	56.089
29	36	COLE	56.263
30	44	BUCKETT	56.915
31	110	LANGLANDS	57.429
32	797	BLYTH	57.854
33	40	DINSMORE	58.065
34	999	DALTON	58.138
35	9	COONEY	58.560
36	90	RAPA	59.404
37	117	HARRIS	1:00.598
38	17	POCOCK	1:02.445
39	56	SWYER	1:04.001

SECTOR 2

NO	NAME	TIME
2	GILL	27.222
45	THOMPSON	27.689
78	POVAH	27.708
86	SCOTT	27.746
43	TAYLOR	27.796
3	HENNING	27.871
23	EVANS	28.260
63	FOWLE	28.293
27	McCORMACK	28.413
22	HARVIEK	28.482
57	FISHER	28.692
16	WILKINS	28.762
100	ALLUM	28.836
93	GILLMAN	28.893
85	ROBINSON	29.178
60	CROKER	29.182
19	SEATH	29.193
84	SCHOFIELD	29.221
26	THOMPSON	29.287
33	JOHNSTONE	29.451
36	COLE	29.462
186	RICHARDS	29.544
30	DOIG	29.581
55	COOPER	29.593
44	BUCKETT	29.643
20	SWYER	29.729
35	DIGBY-BAKER	29.984
38	WOOD	29.995
52	JARMAN	30.040
10	ARBON	30.220
110	LANGLANDS	30.552
797	BLYTH	30.704
90	RAPA	30.876
40	DINSMORE	31.244
999	DALTON	31.332
117	HARRIS	31.828
56	SWYER	32.051
9	COONEY	32.214
17	POCOCK	32.827

IDEAL / BEST COMPARISON

POS	NO	NAME	IDEAL	BEST	DIFF
		PERFECT LAP	1:17.969		
1	2	GILL	1:18.159	1:18.159	0.000
2	43	TAYLOR	1:18.543	1:18.586	0.043
3	78	POVAH	1:19.031	1:19.118	0.087
4	45	THOMPSON	1:19.345	1:19.787	0.442
5	3	HENNING	1:19.802	1:19.947	0.145
6	86	SCOTT	1:20.134	1:20.134	0.000
7	63	FOWLE	1:20.636	1:20.790	0.154
8	23	EVANS	1:20.822	1:20.822	0.000
9	22	HARVIEK	1:20.886	1:20.886	0.000
10	27	McCORMACK	1:21.595	1:21.595	0.000
11	16	WILKINS	1:22.012	1:22.199	0.187
12	57	FISHER	1:22.275	1:22.275	0.000
13	100	ALLUM	1:22.275	1:22.275	0.000
14	93	GILLMAN	1:22.831	1:22.833	0.002
15	85	ROBINSON	1:23.281	1:23.321	0.040
16	33	JOHNSTONE	1:23.413	1:23.413	0.000
17	19	SEATH	1:23.505	1:23.647	0.142
18	84	SCHOFIELD	1:23.860	1:23.956	0.096
19	26	THOMPSON	1:24.655	1:25.210	0.555
20	60	CROKER	1:24.847	1:24.995	0.148
21	20	SWYER	1:24.928	1:24.928	0.000
22	35	DIGBY-BAKER	1:25.041	1:25.041	0.000
23	38	WOOD	1:25.326	1:25.938	0.612
24	30	DOIG	1:25.417	1:25.417	0.000
25	52	JARMAN	1:25.521	1:25.533	0.012
26	186	RICHARDS	1:25.633	1:26.036	0.403
27	55	COOPER	1:25.655	1:25.821	0.166
28	10	ARBON	1:25.657	1:27.161	1.504
29	36	COLE	1:25.725	1:25.776	0.051
30	44	BUCKETT	1:26.558	1:27.407	0.849
31	110	LANGLANDS	1:27.981	1:27.996	0.015
32	797	BLYTH	1:28.558	1:28.740	0.182
33	40	DINSMORE	1:29.309	1:29.855	0.546
34	999	DALTON	1:29.470	1:29.470	0.000
35	90	RAPA	1:30.280	1:30.280	0.000
36	9	COONEY	1:30.774	1:31.684	0.910
37	117	HARRIS	1:32.426	1:33.088	0.662
38	17	POCOCK	1:35.272	1:35.272	0.000
39	56	SWYER	1:36.052	1:36.052	0.000

Weather / Track : Bright / Dry

Donington Park National
Circuit Length = 1.9790 miles
Start: 12:29 Flag 12:42 End: 12:44

Results can be found at www.tsl-timing.com

Printed - 12:45 Saturday, 16 June 2018

BMCRC - MRO Championships 2018 - Rnd 5 @ Donington Park

EDIasia Formula 400 inc Sub 64 & Rookies

RACE 5 - GRID (7 Laps)

ROW 13			39	56 Kallam SWYER 1:36.052	38	17 Andrew POCOCK 1:35.272	37	117 Jordan HARRIS 1:33.088
ROW 12	36	9 Karl COONEY 1:31.684	35	90 Steve RAPA 1:30.280	34	40 Jonathan DINSMORE 1:29.855		
ROW 11			33	999 Jim DALTON 1:29.470	32	797 James BLYTH 1:28.740	31	110 Michael LANGLANDS 1:27.996
ROW 10	30	44 James BUCKETT 1:27.407	29	10 Justin ARBON 1:27.161	28	186 Steve RICHARDS 1:26.036		
ROW 9			27	38 Hayden WOOD 1:25.938	26	55 Nick COOPER 1:25.821	25	36 Mathew COLE 1:25.776
ROW 8	24	52 Gary JARMAN 1:25.533	23	30 Luke DOIG 1:25.417	22	26 Lydia THOMPSON 1:25.210		
ROW 7			21	35 Sam DIGBY-BAKER 1:25.041	20	60 Eddie CROKER 1:24.995	19	20 Connor SWYER 1:24.928
ROW 6	18	84 Gavin SCHOFIELD 1:23.956	17	19 James SEATH 1:23.647	16	33 Carl JOHNSTONE 1:23.413		
ROW 5			15	85 James ROBINSON 1:23.321	14	93 William GILLMAN 1:22.833	13	57 Paul FISHER 1:22.275
ROW 4	12	100 Jonathan ALLUM 1:22.275	11	16 Andrew WILKINS 1:22.199	10	27 Justin McCORMACK 1:21.595		
ROW 3			9	22 Dave HARVIEK 1:20.886	8	23 Tham EVANS 1:20.822	7	63 Harry FOWLE 1:20.790
ROW 2	6	86 Mathew SCOTT 1:20.134	5	3 Gary HENNING 1:19.947	4	45 Mark THOMPSON 1:19.787		
ROW 1			3	78 Keith POVAH 1:19.118	2	43 Mark TAYLOR 1:18.586	1	2 Andrew GILL 1:18.159

Pole

Donington Park National
Circuit Length = 1.9790 miles

These results are provisional until the conclusion of any judicial and technical matters.

Clerk Of Course :		Timekeeper :

Results can be found at www.tsl-timing.com

Printed - 12:46 Saturday, 16 June 2018

BMCRC - MRO Championships 2018 - Rnd 5 @ Donington Park

EDIasia Formula 400 inc Sub 64 & Rookies

RACE 5 - CLASSIFICATION

POS	NO	CL	PIC	NAME	ENTRY	LAPS	TIME	GAP	DIFF	MPH	BEST	ON
1	2		1	Andrew GILL	Kawasaki - RMKD Racing	6	7:53.440			90.00	1:17.489	3
2	43		2	Mark TAYLOR	Kawasaki - Longhove Contracts	6	7:59.797	6.357	6.357	88.81	1:18.734	3
3	3		3	Gary HENNING	Kawasaki - SGT motorcycles	6	8:02.183	8.743	2.386	88.37	1:19.359	6
4	86		4	Mathew SCOTT	Kawasaki -	6	8:02.569	9.129	0.386	88.30	1:19.341	3
5	63	S	1	Harry FOWLE	Kawasaki - Team ELP A.Fowle Joinery	6	8:04.729	11.289	2.160	87.90	1:19.740	2
6	38	S	2	Hayden WOOD	Kawasaki -	6	8:12.976	19.536	8.247	86.43	1:20.313	4
7	23	S	3	Tham EVANS	Honda - Vanilla Electronics / GF racing	6	8:15.343	21.903	2.367	86.02	1:21.485	3
8	57		5	Paul FISHER	Kawasaki -	6	8:23.699	30.259	8.356	84.59	1:22.292	3
9	93		6	William GILLMAN	Kawaski -	6	8:24.457	31.017	0.758	84.46	1:22.171	4
10	16	S	4	Andrew WILKINS	Kawasaki -	6	8:24.874	31.434	0.417	84.40	1:22.126	3
11	27	S	5	Justin McCORMACK	Kawasaki - JMR	6	8:25.203	31.763	0.329	84.34	1:23.115	3
12	22		7	Dave HARVIEK	Kawasaki - HRC & Fatty's Cake Shop	6	8:26.190	32.750	0.987	84.18	1:22.743	3
13	19	R	1	James SEATH	Kawasaki - Ovenden	6	8:26.395	32.955	0.205	84.14	1:22.662	4
14	100	R/S	1	Jonathan ALLUM	Honda - LittleJonnys Catering	6	8:26.908	33.468	0.513	84.06	1:22.696	5
15	90		8	Steve RAPA	Honda - David Simon Tuning	6	8:28.555	35.115	1.647	83.78	1:22.252	4
16	85		9	James ROBINSON	Kawasaki - Claire Palastanga Ceramics	6	8:29.163	35.723	0.608	83.68	1:23.032	3
17	20	R	2	Connor SWYER	Kawasaki - owkay clothing & EBC brakes	6	8:29.522	36.082	0.359	83.63	1:22.850	4
18	84	S	6	Gavin SCHOFIELD	Honda -	6	8:29.927	36.487	0.405	83.56	1:23.064	5
19	60	R	3	Eddie CROKER	Kawasaki -	6	8:31.827	38.387	1.900	83.25	1:22.849	4
20	35	S	7	Sam DIGBY-BAKER	Kawasaki -	6	8:33.265	39.825	1.438	83.02	1:22.852	6
21	52		10	Gary JARMAN	Kawasaki - G & S Motorcycle tyres	6	8:49.411	55.971	16.146	80.48	1:26.543	3
22	186		11	Steve RICHARDS	Kawasaki - Sutton Coachworks	6	8:49.509	56.069	0.098	80.47	1:26.386	2
23	26		12	Lydia THOMPSON	Kawasaki - Flintstone Racing - David Simons Tuning	6	8:50.387	56.947	0.878	80.34	1:25.393	4
24	36		13	Mathew COLE	Kawasaki - Hampshire Hypnotherapy	6	8:50.732	57.292	0.345	80.28	1:25.972	5
25	44		14	James BUCKETT	Kawasaki - JB Racing	6	8:50.985	57.545	0.253	80.24	1:26.478	3
26	55		15	Nick COOPER	Aprilia - Skint Racing-Wemoto.com/Mr Spotch Gard	6	8:51.876	58.436	0.891	80.11	1:26.849	5
27	9	S	8	Karl COONEY	Kawasaki -	6	8:59.862	1:06.422	7.986	78.93	1:26.045	6
28	10	S	9	Justin ARBON	Kawasaki - TT plumbing and heating	6	9:02.619	1:09.179	2.757	78.52	1:28.328	6
29	110	R/S	2	Michael LANGLANDS	Kawasaki - Rafmsa	6	9:08.775	1:15.335	6.156	77.64	1:27.893	6
30	797	R/S	3	James BLYTH	Honda - Terra97	6	9:08.869	1:15.429	0.094	77.63	1:27.501	6
31	40	R/S	4	Jonathan DINSMORE	Honda - RJs Car Restorations / PRO Hire	6	9:16.830	1:23.390	7.961	76.52	1:28.433	6
32	999	R/S	5	Jim DALTON	Kawasaki - Mick Dale	6	9:22.300	1:28.860	5.470	75.78	1:31.216	4
33	56	R	4	Kallam SWYER	Kawasaki - Poole tyres & not centre	5	8:05.199	1 Lap	1 Lap	73.13	1:33.877	2
34	17	S	10	Andrew POCOCK	Honda -	5	8:13.745	1 Lap	8.546	71.87	1:36.666	2
35	117	S	11	Jordan HARRIS	Kawasaki -	5	8:28.918	1 Lap	15.173	69.72	1:31.202	3

NOT CLASSIFIED

DNF	33	S		Carl JOHNSTONE	Yamaha - EDIasia	4	6:39.819	2 Laps	1 Lap	70.93	1:24.672	2
DNF	30	R/S		Luke DOIG	Kawasaki -	1	1:40.422	5 Laps	3 Laps	69.58		

FASTEST LAP

2		Andrew GILL	Kawasaki - RMKD Racing	3	1:17.489	91.94 mph	147.96 kph
63	S	Harry FOWLE	Kawasaki - Team ELP A.Fowle Joinery	2	1:19.740	89.34 mph	143.79 kph
19	R	James SEATH	Kawasaki - Ovenden	4	1:22.662	86.19 mph	138.70 kph
100	R/S	Jonathan ALLUM	Honda - LittleJonnys Catering	5	1:22.696	86.15 mph	138.65 kph

Class - 92.5% of Race Speed = 83.25 mph
Class S - 92.5% of Race Speed = 81.30 mph
Class R - 92.5% of Race Speed = 77.82 mph

Donington Park National
Circuit Length = 1.9790 miles
Start: 16:11 Flag 16:19 End: 16:21

Weather / Track : Bright / Dry
These results are provisional until the conclusion of any judicial and technical matters.

Clerk Of Course :		Timekeeper :

Results can be found at www.tsl-timing.com

Printed - 16:23 Saturday, 16 June 2018

BMCRC - MRO Championships 2018 - Rnd 5 @ Donington Park

EDIasia Formula 400 inc Sub 64 & Rookies

RACE 5 - LAP CHART

LAP 1 @ 16:13:05.237

NO	BEHIND	LAP TIME
2		1:21.980
43	0.408	1:22.388
3	0.521	1:22.501
63	2.095	1:24.075
86	2.564	1:24.544
23	3.322	1:25.302
22	4.240	1:26.220
27	5.552	1:27.532
57	6.146	1:28.126
38	6.963	1:28.943
19	7.238	1:29.218
16	7.509	1:29.489
93	8.094	1:30.074
85	8.231	1:30.211
100	8.754	1:30.734
20	9.074	1:31.054
84	9.276	1:31.256
33	9.404	1:31.384
35	10.931	1:32.911
90	11.813	1:33.793
60	11.918	1:33.898
186	12.004	1:33.984
52	12.633	1:34.613
44	12.987	1:34.967
55	14.097	1:36.077
36	14.542	1:36.522
26	14.953	1:36.933
10	16.829	1:38.809
9	17.772	1:39.752
30	18.442	1:40.422
110	18.616	1:40.596
797	19.298	1:41.278
117	21.136	1:43.116
56	21.388	1:43.368
999	21.720	1:43.700
40	21.997	1:43.977
17	23.233	1:45.213

LAP 2 @ 16:14:23.159

NO	BEHIND	LAP TIME
2		1:17.922
3	2.132	1:19.533
43	2.261	1:19.775
63	3.913	1:19.740
86	4.246	1:19.604
23	7.118	1:21.718
22	10.007	1:23.689
38	10.027	1:20.986
27	10.937	1:23.307
57	11.103	1:22.879
93	13.027	1:22.855
19	13.188	1:23.872
16	13.387	1:23.800
85	13.818	1:23.509
100	14.851	1:24.019
20	15.606	1:24.454
84	15.699	1:24.345
33	16.154	1:24.672
35	17.512	1:24.503
90	18.094	1:24.203
60	18.355	1:24.359
186	20.468	1:26.386
52	21.513	1:26.802
44	21.926	1:26.861
55	23.645	1:27.470
36	24.264	1:27.644
26	24.377	1:27.346
10	27.563	1:28.656
9	28.763	1:28.913
110	30.787	1:30.093
797	30.945	1:29.569
117	35.249	1:32.035
999	36.294	1:32.496
40	37.271	1:33.196
56	37.343	1:33.877
17	41.977	1:36.666

LAP 3 @ 16:15:40.648

NO	BEHIND	LAP TIME
2		1:17.489
43	3.506	1:18.734
3	4.506	1:19.863
86	6.098	1:19.341
63	6.775	1:20.351
23	11.114	1:21.485
38	13.403	1:20.865
22	15.261	1:22.743
57	15.906	1:22.292
27	16.563	1:23.115
93	17.732	1:22.194
16	18.024	1:22.126
19	18.728	1:23.029
85	19.361	1:23.032
100	20.379	1:23.017
20	21.692	1:23.575
84	21.793	1:23.583
33	24.023	1:25.358
90	24.225	1:23.620
60	25.042	1:24.176
35	25.052	1:25.029
186	30.342	1:27.363
52	30.567	1:26.543
44	30.915	1:26.478
26	32.919	1:26.031
55	33.619	1:27.463
36	33.720	1:26.945
10	38.848	1:28.774
9	40.261	1:28.987
110	43.038	1:29.740
797	43.396	1:29.940
117	48.962	1:31.202
999	51.054	1:32.249
40	51.695	1:31.913
56	55.590	1:35.736
17	1:01.263	1:36.775

LAP 4 @ 16:16:58.479

NO	BEHIND	LAP TIME
2		1:17.831
43	5.283	1:19.608
3	6.833	1:20.158
86	7.889	1:19.622
63	8.856	1:19.912
23	15.075	1:21.792
38	15.885	1:20.313
57	21.219	1:23.144
22	21.224	1:23.794
27	21.945	1:23.213
93	22.072	1:22.171
16	22.465	1:22.272
19	23.559	1:22.662
85	24.909	1:23.379
100	25.612	1:23.064
20	26.711	1:22.850
84	27.248	1:23.286
90	28.646	1:22.252
60	30.060	1:22.849
35	31.617	1:24.396
186	39.619	1:27.108
52	40.077	1:27.341
26	40.481	1:25.393
44	40.626	1:27.542
36	42.561	1:26.672
55	42.674	1:26.886
10	50.010	1:28.993
9	50.735	1:28.305
110	55.309	1:30.102
797	55.731	1:30.166
999	1:04.439	1:31.216
40	1:04.509	1:30.645
117	1:04.909	1:33.778
56	1:12.630	1:34.871

LAP 5 @ 16:18:17.817

NO	BEHIND	LAP TIME	
2		1:19.338	
17	1 Lap	1:37.076	
43	5.061	1:19.116	
33	1 Lap	2:18.405	P
86	7.941	1:19.390	
3	8.264	1:20.769	
63	9.433	1:19.915	
38	17.220	1:20.673	
23	18.291	1:22.554	
57	25.452	1:23.571	
93	26.458	1:23.724	
16	26.471	1:23.344	
27	26.692	1:24.085	
22	27.210	1:25.324	
19	27.298	1:23.077	
100	28.970	1:22.696	
85	29.891	1:24.320	
20	30.682	1:23.309	
84	30.974	1:23.064	
90	31.587	1:22.279	
60	33.738	1:23.016	
35	35.853	1:23.574	
186	46.986	1:26.705	
52	47.600	1:26.861	
44	48.920	1:27.632	
36	49.195	1:25.972	
26	49.278	1:28.135	
55	50.185	1:26.849	
9	59.257	1:27.860	
10	59.731	1:29.059	
110	1:06.322	1:30.351	
797	1:06.808	1:30.415	
40	1:13.837	1:28.666	
999	1:16.504	1:31.403	

LAP 6 @ 16:19:36.697

NO	BEHIND	LAP TIME
2		1:18.880
43	6.357	1:20.176
3	8.743	1:19.359
86	9.129	1:20.068
63	11.289	1:20.736
56	1 Lap	1:37.347
38	19.536	1:21.196
17	1 Lap	1:38.015
23	21.903	1:22.492
57	30.259	1:23.687
93	31.017	1:23.439
16	31.434	1:23.843
27	31.763	1:23.951
22	32.750	1:24.420
19	32.955	1:24.537
100	33.468	1:23.378
90	35.115	1:22.408
117	1 Lap	2:08.787
85	35.723	1:24.712
20	36.082	1:24.280
84	36.487	1:24.393
60	38.387	1:23.529
35	39.825	1:22.852
52	55.971	1:27.251
186	56.069	1:27.963
26	56.947	1:26.549
36	57.292	1:26.977
44	57.545	1:27.505
55	58.436	1:27.131
9	1:06.422	1:26.045
10	1:09.179	1:28.328
110	1:15.335	1:27.893
797	1:15.429	1:27.501
40	1:23.390	1:28.433
999	1:28.860	1:31.236

Weather / Track : Bright / Dry

Donington Park National
Circuit Length = 1.9790 miles
Start: 16:11 Flag 16:19 End: 16:21

Results can be found at www.tsl-timing.com

Printed - 16:25 Saturday, 16 June 2018

BMCRC - MRO Championships 2018 - Rnd 5 @ Donington Park

EDIasia Formula 400 inc Sub 64 & Rookies

RACE 5 - SECTOR ANALYSIS

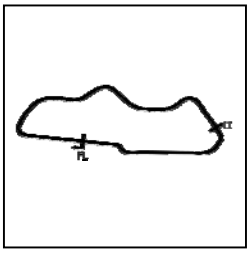

SECTOR 1 = FL to I1, SECTOR 2 = I1 to FL, DIFF = Difference To Personal Best Lap, P = Crossed Finish Line in Pit Lane, D = Time Disallowed

P1 2 Andrew GILL — Kawasaki - RMKD Racing

IDEAL LAP TIME : 1:17.407 BEST LAP TIME : 1:17.489 DIFFERENCE : 0.082

LAP	SECTOR 1	SECTOR 2	LAP TIME	MPH	DIFF	TIME OF DAY
1 -		27.892	1:21.980	86.90	4.491	16:13:05.237
2 -	50.582	27.340	1:17.922 (3)	91.43	0.433	16:14:23.159
3 -	***50.189***	27.300	***1:17.489 (1)***	***91.94***		***16:15:40.648***
4 -	50.613	***27.218***	1:17.831 (2)	91.53	0.342	16:16:58.479
5 -	51.162	28.176	1:19.338	89.80	1.849	16:18:17.817
6 -	51.366	27.514	1:18.880	90.32	1.391	16:19:36.697

P2 43 Mark TAYLOR — Kawasaki - Longhove Contracts

IDEAL LAP TIME : 1:18.734 BEST LAP TIME : 1:18.734 DIFFERENCE : 0.000

LAP	SECTOR 1	SECTOR 2	LAP TIME	MPH	DIFF	TIME OF DAY
1 -		27.937	1:22.388	86.47	3.654	16:13:05.645
2 -	51.094	28.681	1:19.775	89.30	1.041	16:14:25.420
3 -	***50.931***	***27.803***	***1:18.734 (1)***	***90.49***		***16:15:44.154***
4 -	51.393	28.215	1:19.608 (3)	89.49	0.874	16:17:03.762
5 -	51.052	28.064	1:19.116 (2)	90.05	0.382	16:18:22.878
6 -	51.901	28.275	1:20.176	88.86	1.442	16:19:43.054

P3 3 Gary HENNING — Kawasaki - SGT motorcycles

IDEAL LAP TIME : 1:18.497 BEST LAP TIME : 1:19.359 DIFFERENCE : 0.862

LAP	SECTOR 1	SECTOR 2	LAP TIME	MPH	DIFF	TIME OF DAY
1 -		***27.741***	1:22.501	86.35	3.142	16:13:05.758
2 -	***50.756***	28.777	1:19.533 (2)	89.58	0.174	16:14:25.291
3 -	51.916	27.947	1:19.863 (3)	89.21	0.504	16:15:45.154
4 -	51.917	28.241	1:20.158	88.88	0.799	16:17:05.312
5 -	51.829	28.940	1:20.769	88.21	1.410	16:18:26.081
6 -	51.566	27.793	***1:19.359 (1)***	***89.77***		***16:19:45.440***

P4 86 Mathew SCOTT — Kawasaki -

IDEAL LAP TIME : 1:18.672 BEST LAP TIME : 1:19.341 DIFFERENCE : 0.669

LAP	SECTOR 1	SECTOR 2	LAP TIME	MPH	DIFF	TIME OF DAY
1 -		28.238	1:24.544	84.27	5.203	16:13:07.801
2 -	51.834	27.770	1:19.604 (3)	89.50	0.263	16:14:27.405
3 -	51.479	27.862	***1:19.341 (1)***	***89.79***		***16:15:46.746***
4 -	52.006	***27.616***	1:19.622	89.48	0.281	16:17:06.368
5 -	***51.056***	28.334	1:19.390 (2)	89.74	0.049	16:18:25.758
6 -	52.252	27.816	1:20.068	88.98	0.727	16:19:45.826

P5 63 S Harry FOWLE — Kawasaki - Team ELP A.Fowle Joinery

IDEAL LAP TIME : 1:19.422 BEST LAP TIME : 1:19.740 DIFFERENCE : 0.318

LAP	SECTOR 1	SECTOR 2	LAP TIME	MPH	DIFF	TIME OF DAY
1 -		28.419	1:24.075	84.74	4.335	16:13:07.332
2 -	***51.455***	28.285	***1:19.740 (1)***	***89.34***		***16:14:27.072***
3 -	51.626	28.725	1:20.351	88.66	0.611	16:15:47.423
4 -	51.945	***27.967***	1:19.912 (2)	89.15	0.172	16:17:07.335
5 -	51.866	28.049	1:19.915 (3)	89.15	0.175	16:18:27.250
6 -	52.262	28.474	1:20.736	88.24	0.996	16:19:47.986

P6 38 S Hayden WOOD — Kawasaki -

IDEAL LAP TIME : 1:20.216 BEST LAP TIME : 1:20.313 DIFFERENCE : 0.097

LAP	SECTOR 1	SECTOR 2	LAP TIME	MPH	DIFF	TIME OF DAY
1 -		29.105	1:28.943	80.10	8.630	16:13:12.200
2 -	52.695	28.291	1:20.986	87.97	0.673	16:14:33.186
3 -	52.449	28.416	1:20.865 (3)	88.10	0.552	16:15:54.051
4 -	52.150	***28.163***	***1:20.313 (1)***	***88.71***		***16:17:14.364***
5 -	***52.053***	28.620	1:20.673 (2)	88.31	0.360	16:18:35.037

Weather / Track : Bright / Dry

Donington Park National
Circuit Length = 1.9790 miles
Start: 16:11 Flag 16:19 End: 16:21

BMCRC - MRO Championships 2018 - Rnd 5 @ Donington Park

EDIasia Formula 400 inc Sub 64 & Rookies

RACE 5 - SECTOR ANALYSIS

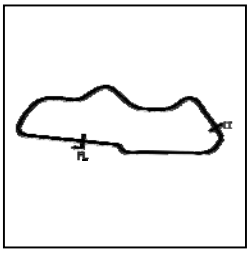

SECTOR 1 = FL to I1, SECTOR 2 = I1 to FL, DIFF = Difference To Personal Best Lap, P = Crossed Finish Line in Pit Lane, D = Time Disallowed

6 -	52.371	28.825	1:21.196	87.74	0.883	16:19:56.233

P7 23 S Tham EVANS Honda - Vanilla Electronics / GF racing

IDEAL LAP TIME : 1:21.193 BEST LAP TIME : 1:21.485 DIFFERENCE : 0.292

LAP	SECTOR 1	SECTOR 2	LAP TIME	MPH	DIFF	TIME OF DAY
1 -		***28.536***	1:25.302	83.52	3.817	16:13:08.559
2 -	52.962	28.756	1:21.718 **(2)**	87.18	0.233	16:14:30.277
3 -	***52.657***	28.828	***1:21.485*** **(1)**	***87.43***		***16:15:51.762***
4 -	52.822	28.970	1:21.792 **(3)**	87.10	0.307	16:17:13.554
5 -	53.492	29.062	1:22.554	86.30	1.069	16:18:36.108
6 -	53.187	29.305	1:22.492	86.36	1.007	16:19:58.600

P8 57 Paul FISHER Kawasaki -

IDEAL LAP TIME : 1:22.067 BEST LAP TIME : 1:22.292 DIFFERENCE : 0.225

LAP	SECTOR 1	SECTOR 2	LAP TIME	MPH	DIFF	TIME OF DAY
1 -		28.864	1:28.126	80.84	5.834	16:13:11.383
2 -	54.144	***28.735***	1:22.879 **(2)**	85.96	0.587	16:14:34.262
3 -	***53.332***	28.960	***1:22.292*** **(1)**	***86.57***		***16:15:56.554***
4 -	54.136	29.008	1:23.144 **(3)**	85.69	0.852	16:17:19.698
5 -	54.210	29.361	1:23.571	85.25	1.279	16:18:43.269
6 -	54.294	29.393	1:23.687	85.13	1.395	16:20:06.956

P9 93 William GILLMAN Kawaski -

IDEAL LAP TIME : 1:22.001 BEST LAP TIME : 1:22.171 DIFFERENCE : 0.170

LAP	SECTOR 1	SECTOR 2	LAP TIME	MPH	DIFF	TIME OF DAY
1 -		30.259	1:30.074	79.09	7.903	16:13:13.331
2 -	53.698	29.157	1:22.855 **(3)**	85.98	0.684	16:14:36.186
3 -	53.326	***28.868***	1:22.194 **(2)**	86.68	0.023	16:15:58.380
4 -	***53.133***	29.038	***1:22.171*** **(1)**	***86.70***		***16:17:20.551***
5 -	53.825	29.899	1:23.724	85.09	1.553	16:18:44.275
6 -	53.879	29.560	1:23.439	85.38	1.268	16:20:07.714

P10 16 S Andrew WILKINS Kawasaki -

IDEAL LAP TIME : 1:21.728 BEST LAP TIME : 1:22.126 DIFFERENCE : 0.398

LAP	SECTOR 1	SECTOR 2	LAP TIME	MPH	DIFF	TIME OF DAY
1 -		29.373	1:29.489	79.61	7.363	16:13:12.746
2 -	54.485	29.315	1:23.800	85.01	1.674	16:14:36.546
3 -	53.460	***28.666***	***1:22.126*** **(1)**	***86.75***		***16:15:58.672***
4 -	***53.062***	29.210	1:22.272 **(2)**	86.59	0.146	16:17:20.944
5 -	54.015	29.329	1:23.344 **(3)**	85.48	1.218	16:18:44.288
6 -	53.663	30.180	1:23.843	84.97	1.717	16:20:08.131

P11 27 S Justin McCORMACK Kawasaki - JMR

IDEAL LAP TIME : 1:22.796 BEST LAP TIME : 1:23.115 DIFFERENCE : 0.319

LAP	SECTOR 1	SECTOR 2	LAP TIME	MPH	DIFF	TIME OF DAY
1 -		29.170	1:27.532	81.39	4.417	16:13:10.789
2 -	54.399	***28.908***	1:23.307 **(3)**	85.52	0.192	16:14:34.096
3 -	53.967	29.148	***1:23.115*** **(1)**	***85.72***		***16:15:57.211***
4 -	54.156	29.057	1:23.213 **(2)**	85.61	0.098	16:17:20.424
5 -	54.276	29.809	1:24.085	84.73	0.970	16:18:44.509
6 -	***53.888***	30.063	1:23.951	84.86	0.836	16:20:08.460

P12 22 Dave HARVIEK Kawasaki - HRC & Fatty's Cake Shop

IDEAL LAP TIME : 1:22.247 BEST LAP TIME : 1:22.743 DIFFERENCE : 0.496

LAP	SECTOR 1	SECTOR 2	LAP TIME	MPH	DIFF	TIME OF DAY
1 -		***29.016***	1:26.220	82.63	3.477	16:13:09.477
2 -	54.038	29.651	1:23.689 **(2)**	85.13	0.946	16:14:33.166
3 -	***53.231***	29.512	***1:22.743*** **(1)**	***86.10***		***16:15:55.909***

Weather / Track : Bright / Dry

Donington Park National
Circuit Length = 1.9790 miles
Start: 16:11 Flag 16:19 End: 16:21

BMCRC - MRO Championships 2018 - Rnd 5 @ Donington Park

EDIasia Formula 400 inc Sub 64 & Rookies

RACE 5 - SECTOR ANALYSIS

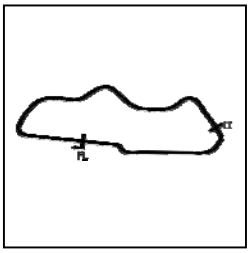

SECTOR 1 = FL to I1, SECTOR 2 = I1 to FL, DIFF = Difference To Personal Best Lap, P = Crossed Finish Line in Pit Lane, D = Time Disallowed

4 -	54.394	29.400	1:23.794	(3)	85.02	1.051	16:17:19.703
5 -	54.720	30.604	1:25.324		83.50	2.581	16:18:45.027
6 -	54.557	29.863	1:24.420		84.39	1.677	16:20:09.447

P13 19 R James SEATH Kawasaki - Ovenden

IDEAL LAP TIME : 1:22.489 BEST LAP TIME : 1:22.662 DIFFERENCE : 0.173

LAP	SECTOR 1	SECTOR 2	LAP TIME		MPH	DIFF	TIME OF DAY
1 -		29.544	1:29.218		79.85	6.556	16:13:12.475
2 -	54.468	29.404	1:23.872		84.94	1.210	16:14:36.347
3 -	54.261	***28.768***	1:23.029	(2)	85.80	0.367	16:15:59.376
4 -	***53.721***	28.941	***1:22.662***	(1)	***86.19***		***16:17:22.038***
5 -	53.837	29.240	1:23.077	(3)	85.75	0.415	16:18:45.115
6 -	54.993	29.544	1:24.537		84.27	1.875	16:20:09.652

P14 100 R/S Jonathan ALLUM Honda - LittleJonnys Catering

IDEAL LAP TIME : 1:22.518 BEST LAP TIME : 1:22.696 DIFFERENCE : 0.178

LAP	SECTOR 1	SECTOR 2	LAP TIME		MPH	DIFF	TIME OF DAY
1 -		29.969	1:30.734		78.52	8.038	16:13:13.991
2 -	54.710	29.309	1:24.019		84.79	1.323	16:14:38.010
3 -	53.588	29.429	1:23.017	(2)	85.82	0.321	16:16:01.027
4 -	***53.385***	29.679	1:23.064	(3)	85.77	0.368	16:17:24.091
5 -	53.563	***29.133***	***1:22.696***	(1)	***86.15***		***16:18:46.787***
6 -	53.541	29.837	1:23.378		85.44	0.682	16:20:10.165

P15 90 Steve RAPA Honda - David Simon Tuning

IDEAL LAP TIME : 1:21.785 BEST LAP TIME : 1:22.252 DIFFERENCE : 0.467

LAP	SECTOR 1	SECTOR 2	LAP TIME		MPH	DIFF	TIME OF DAY
1 -		31.878	1:33.793		75.96	11.541	16:13:17.050
2 -	54.625	29.578	1:24.203		84.61	1.951	16:14:41.253
3 -	54.099	29.521	1:23.620		85.20	1.368	16:16:04.873
4 -	53.759	***28.493***	***1:22.252***	(1)	***86.61***		***16:17:27.125***
5 -	***53.292***	28.987	1:22.279	(2)	86.59	0.027	16:18:49.404
6 -	53.588	28.820	1:22.408	(3)	86.45	0.156	16:20:11.812

P16 85 James ROBINSON Kawasaki - Claire Palastanga Ceramics

IDEAL LAP TIME : 1:22.813 BEST LAP TIME : 1:23.032 DIFFERENCE : 0.219

LAP	SECTOR 1	SECTOR 2	LAP TIME		MPH	DIFF	TIME OF DAY
1 -		29.764	1:30.211		78.97	7.179	16:13:13.468
2 -	54.438	29.071	1:23.509	(3)	85.31	0.477	16:14:36.977
3 -	53.985	***29.047***	***1:23.032***	(1)	***85.80***		***16:16:00.009***
4 -	***53.766***	29.613	1:23.379	(2)	85.44	0.347	16:17:23.388
5 -	54.749	29.571	1:24.320		84.49	1.288	16:18:47.708
6 -	54.963	29.749	1:24.712		84.10	1.680	16:20:12.420

P17 20 R Connor SWYER Kawasaki - owkay clothing & EBC brakes

IDEAL LAP TIME : 1:22.850 BEST LAP TIME : 1:22.850 DIFFERENCE : 0.000

LAP	SECTOR 1	SECTOR 2	LAP TIME		MPH	DIFF	TIME OF DAY
1 -		29.938	1:31.054		78.24	8.204	16:13:14.311
2 -	54.708	29.746	1:24.454		84.36	1.604	16:14:38.765
3 -	54.159	29.416	1:23.575	(3)	85.24	0.725	16:16:02.340
4 -	***53.588***	***29.262***	***1:22.850***	(1)	***85.99***		***16:17:25.190***
5 -	53.898	29.411	1:23.309	(2)	85.52	0.459	16:18:48.499
6 -	54.504	29.776	1:24.280		84.53	1.430	16:20:12.779

P18 84 S Gavin SCHOFIELD Honda -

IDEAL LAP TIME : 1:23.064 BEST LAP TIME : 1:23.064 DIFFERENCE : 0.000

LAP	SECTOR 1	SECTOR 2	LAP TIME		MPH	DIFF	TIME OF DAY
1 -		29.815	1:31.256		78.07	8.192	16:13:14.513

Weather / Track : Bright / Dry

Donington Park National
Circuit Length = 1.9790 miles
Start: 16:11 Flag 16:19 End: 16:21

BMCRC - MRO Championships 2018 - Rnd 5 @ Donington Park

EDIasia Formula 400 inc Sub 64 & Rookies

RACE 5 - SECTOR ANALYSIS

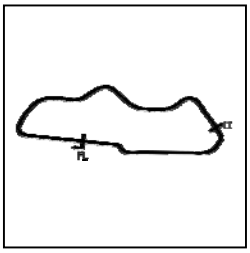

SECTOR 1 = FL to I1, SECTOR 2 = I1 to FL, DIFF = Difference To Personal Best Lap, P = Crossed Finish Line in Pit Lane, D = Time Disallowed

2 -	54.853	29.492	1:24.345	84.47	1.281	16:14:38.858
3 -	54.566	29.017	1:23.583 **(3)**	85.24	0.519	16:16:02.441
4 -	54.183	29.103	1:23.286 **(2)**	85.54	0.222	16:17:25.727
5 -	***54.141***	***28.923***	***1:23.064*** **(1)**	***85.77***		***16:18:48.791***
6 -	54.815	29.578	1:24.393	84.42	1.329	16:20:13.184

P19 60 R Eddie CROKER Kawasaki -

IDEAL LAP TIME : 1:22.656 BEST LAP TIME : 1:22.849 DIFFERENCE : 0.193

LAP	SECTOR 1	SECTOR 2	LAP TIME	MPH	DIFF	TIME OF DAY
1 -		30.260	1:33.898	75.87	11.049	16:13:17.155
2 -	55.485	28.874	1:24.359	84.45	1.510	16:14:41.514
3 -	54.808	29.368	1:24.176	84.63	1.327	16:16:05.690
4 -	54.528	***28.321***	***1:22.849*** **(1)**	***85.99***		***16:17:28.539***
5 -	***54.335***	28.681	1:23.016 **(2)**	85.82	0.167	16:18:51.555
6 -	54.896	28.633	1:23.529 **(3)**	85.29	0.680	16:20:15.084

P20 35 S Sam DIGBY-BAKER Kawasaki -

IDEAL LAP TIME : 1:22.852 BEST LAP TIME : 1:22.852 DIFFERENCE : 0.000

LAP	SECTOR 1	SECTOR 2	LAP TIME	MPH	DIFF	TIME OF DAY
1 -		30.211	1:32.911	76.68	10.059	16:13:16.168
2 -	54.692	29.811	1:24.503	84.31	1.651	16:14:40.671
3 -	54.722	30.307	1:25.029	83.79	2.177	16:16:05.700
4 -	55.041	29.355	1:24.396 **(3)**	84.41	1.544	16:17:30.096
5 -	54.181	29.393	1:23.574 **(2)**	85.24	0.722	16:18:53.670
6 -	***53.721***	***29.131***	***1:22.852*** **(1)**	***85.99***		***16:20:16.522***

P21 52 Gary JARMAN Kawasaki - G & S Motorcycle tyres

IDEAL LAP TIME : 1:26.312 BEST LAP TIME : 1:26.543 DIFFERENCE : 0.231

LAP	SECTOR 1	SECTOR 2	LAP TIME	MPH	DIFF	TIME OF DAY
1 -		30.291	1:34.613	75.30	8.070	16:13:17.870
2 -	56.835	***29.967***	1:26.802 **(2)**	82.07	0.259	16:14:44.672
3 -	***56.345***	30.198	***1:26.543*** **(1)**	***82.32***		***16:16:11.215***
4 -	57.284	30.057	1:27.341	81.57	0.798	16:17:38.556
5 -	56.753	30.108	1:26.861 **(3)**	82.02	0.318	16:19:05.417
6 -	56.899	30.352	1:27.251	81.65	0.708	16:20:32.668

P22 186 Steve RICHARDS Kawasaki - Sutton Coachworks

IDEAL LAP TIME : 1:26.292 BEST LAP TIME : 1:26.386 DIFFERENCE : 0.094

LAP	SECTOR 1	SECTOR 2	LAP TIME	MPH	DIFF	TIME OF DAY
1 -		***30.093***	1:33.984	75.80	7.598	16:13:17.241
2 -	***56.199***	30.187	***1:26.386*** **(1)**	***82.47***		***16:14:43.627***
3 -	56.480	30.883	1:27.363	81.55	0.977	16:16:10.990
4 -	56.612	30.496	1:27.108 **(3)**	81.79	0.722	16:17:38.098
5 -	56.449	30.256	1:26.705 **(2)**	82.17	0.319	16:19:04.803
6 -	56.935	31.028	1:27.963	80.99	1.577	16:20:32.766

P23 26 Lydia THOMPSON Kawasaki - Flintstone Racing - David Simons Tuning

IDEAL LAP TIME : 1:25.393 BEST LAP TIME : 1:25.393 DIFFERENCE : 0.000

LAP	SECTOR 1	SECTOR 2	LAP TIME	MPH	DIFF	TIME OF DAY
1 -		30.969	1:36.933	73.50	11.540	16:13:20.190
2 -	57.155	30.191	1:27.346	81.56	1.953	16:14:47.536
3 -	56.051	29.980	1:26.031 **(2)**	82.81	0.638	16:16:13.567
4 -	***55.765***	***29.628***	***1:25.393*** **(1)**	***83.43***		***16:17:38.960***
5 -	56.735	31.400	1:28.135	80.83	2.742	16:19:07.095
6 -	56.633	29.916	1:26.549 **(3)**	82.31	1.156	16:20:33.644

Weather / Track : Bright / Dry

Donington Park National
Circuit Length = 1.9790 miles
Start: 16:11 Flag 16:19 End: 16:21

BMCRC - MRO Championships 2018 - Rnd 5 @ Donington Park

EDIasia Formula 400 inc Sub 64 & Rookies

RACE 5 - SECTOR ANALYSIS

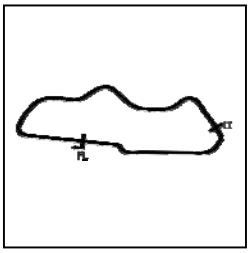

SECTOR 1 = FL to I1, SECTOR 2 = I1 to FL, DIFF = Difference To Personal Best Lap, P = Crossed Finish Line in Pit Lane, D = Time Disallowed

P24 36 Mathew COLE Kawasaki - Hampshire Hypnotherapy

IDEAL LAP TIME : 1:25.721 BEST LAP TIME : 1:25.972 DIFFERENCE : 0.251

LAP	SECTOR 1	SECTOR 2	LAP TIME	MPH	DIFF	TIME OF DAY
1 -		30.876	1:36.522	73.81	10.550	16:13:19.779
2 -	57.284	30.360	1:27.644	81.29	1.672	16:14:47.423
3 -	56.461	30.484	1:26.945 **(3)**	81.94	0.973	16:16:14.368
4 -	56.713	29.959	1:26.672 **(2)**	82.20	0.700	16:17:41.040
5 -	***55.882***	30.090	***1:25.972*** **(1)**	***82.87***		***16:19:07.012***
6 -	57.138	***29.839***	1:26.977	81.91	1.005	16:20:33.989

P25 44 James BUCKETT Kawasaki - JB Racing

IDEAL LAP TIME : 1:26.180 BEST LAP TIME : 1:26.478 DIFFERENCE : 0.298

LAP	SECTOR 1	SECTOR 2	LAP TIME	MPH	DIFF	TIME OF DAY
1 -		30.204	1:34.967	75.02	8.489	16:13:18.224
2 -	56.843	30.018	1:26.861 **(2)**	82.02	0.383	16:14:45.085
3 -	***56.263***	30.215	***1:26.478*** **(1)**	***82.38***		***16:16:11.563***
4 -	57.625	***29.917***	1:27.542	81.38	1.064	16:17:39.105
5 -	56.931	30.701	1:27.632	81.30	1.154	16:19:06.737
6 -	56.881	30.624	1:27.505 **(3)**	81.41	1.027	16:20:34.242

P26 55 Nick COOPER Aprilia - Skint Racing-Wemoto.com/Mr Spotch Gardening Servic

IDEAL LAP TIME : 1:26.515 BEST LAP TIME : 1:26.849 DIFFERENCE : 0.334

LAP	SECTOR 1	SECTOR 2	LAP TIME	MPH	DIFF	TIME OF DAY
1 -		30.558	1:36.077	74.15	9.228	16:13:19.334
2 -	56.883	30.587	1:27.470	81.45	0.621	16:14:46.804
3 -	56.569	30.894	1:27.463	81.45	0.614	16:16:14.267
4 -	56.514	30.372	1:26.886 **(2)**	81.99	0.037	16:17:41.153
5 -	56.706	***30.143***	***1:26.849*** **(1)**	***82.03***		***16:19:08.002***
6 -	***56.372***	30.759	1:27.131 **(3)**	81.76	0.282	16:20:35.133

P27 9 S Karl COONEY Kawasaki -

IDEAL LAP TIME : 1:26.045 BEST LAP TIME : 1:26.045 DIFFERENCE : 0.000

LAP	SECTOR 1	SECTOR 2	LAP TIME	MPH	DIFF	TIME OF DAY
1 -		31.924	1:39.752	71.42	13.707	16:13:23.009
2 -	58.122	30.791	1:28.913	80.13	2.868	16:14:51.922
3 -	57.846	31.141	1:28.987	80.06	2.942	16:16:20.909
4 -	57.627	30.678	1:28.305 **(3)**	80.68	2.260	16:17:49.214
5 -	57.522	30.338	1:27.860 **(2)**	81.09	1.815	16:19:17.074
6 -	***55.714***	***30.331***	***1:26.045*** **(1)**	***82.80***		***16:20:43.119***

P28 10 S Justin ARBON Kawasaki - TT plumbing and heating

IDEAL LAP TIME : 1:28.328 BEST LAP TIME : 1:28.328 DIFFERENCE : 0.000

LAP	SECTOR 1	SECTOR 2	LAP TIME	MPH	DIFF	TIME OF DAY
1 -		31.408	1:38.809	72.10	10.481	16:13:22.066
2 -	57.869	30.787	1:28.656 **(2)**	80.36	0.328	16:14:50.722
3 -	57.751	31.023	1:28.774 **(3)**	80.25	0.446	16:16:19.496
4 -	57.943	31.050	1:28.993	80.05	0.665	16:17:48.489
5 -	57.882	31.177	1:29.059	79.99	0.731	16:19:17.548
6 -	***57.693***	***30.635***	***1:28.328*** **(1)**	***80.66***		***16:20:45.876***

P29 110 R/S Michael LANGLANDS Kawasaki - Rafmsa

IDEAL LAP TIME : 1:27.893 BEST LAP TIME : 1:27.893 DIFFERENCE : 0.000

LAP	SECTOR 1	SECTOR 2	LAP TIME	MPH	DIFF	TIME OF DAY
1 -		31.988	1:40.596	70.82	12.703	16:13:23.853
2 -	58.487	31.606	1:30.093 **(3)**	79.08	2.200	16:14:53.946
3 -	58.125	31.615	1:29.740 **(2)**	79.39	1.847	16:16:23.686
4 -	57.741	32.361	1:30.102	79.07	2.209	16:17:53.788
5 -	58.190	32.161	1:30.351	78.85	2.458	16:19:24.139

Weather / Track : Bright / Dry

Donington Park National
Circuit Length = 1.9790 miles
Start: 16:11 Flag 16:19 End: 16:21

BMCRC - MRO Championships 2018 - Rnd 5 @ Donington Park

EDIasia Formula 400 inc Sub 64 & Rookies

RACE 5 - SECTOR ANALYSIS

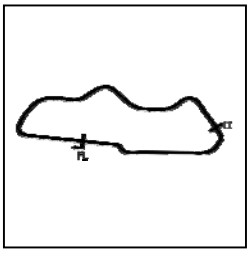

SECTOR 1 = FL to I1, SECTOR 2 = I1 to FL, DIFF = Difference To Personal Best Lap, P = Crossed Finish Line in Pit Lane, D = Time Disallowed

6 -	***56.964***	***30.929***	***1:27.893***	**(1)**	***81.06***	***16:20:52.032***

P30 797 R/S James BLYTH Honda - Terra97

IDEAL LAP TIME : 1:27.501 BEST LAP TIME : 1:27.501 DIFFERENCE : 0.000

LAP	SECTOR 1	SECTOR 2	LAP TIME		MPH	DIFF	TIME OF DAY
1 -		31.966	1:41.278		70.34	13.777	16:13:24.535
2 -	58.430	31.139	1:29.569	**(2)**	79.54	2.068	16:14:54.104
3 -	58.313	31.627	1:29.940	**(3)**	79.21	2.439	16:16:24.044
4 -	58.566	31.600	1:30.166		79.01	2.665	16:17:54.210
5 -	58.364	32.051	1:30.415		78.79	2.914	16:19:24.625
6 -	***57.258***	***30.243***	***1:27.501***	**(1)**	***81.42***		***16:20:52.126***

P31 40 R/S Jonathan DINSMORE Honda - RJs Car Restorations / PRO Hire

IDEAL LAP TIME : 1:27.806 BEST LAP TIME : 1:28.433 DIFFERENCE : 0.627

LAP	SECTOR 1	SECTOR 2	LAP TIME		MPH	DIFF	TIME OF DAY
1 -		35.265	1:43.977		68.52	15.544	16:13:27.234
2 -	1:00.953	32.243	1:33.196		76.44	4.763	16:15:00.430
3 -	1:00.377	31.536	1:31.913		77.51	3.480	16:16:32.343
4 -	58.827	31.818	1:30.645	**(3)**	78.59	2.212	16:18:02.988
5 -	58.276	***30.390***	1:28.666	**(2)**	80.35	0.233	16:19:31.654
6 -	***57.416***	31.017	***1:28.433***	**(1)**	***80.56***		***16:21:00.087***

P32 999 R/S Jim DALTON Kawasaki - Mick Dale

IDEAL LAP TIME : 1:30.843 BEST LAP TIME : 1:31.216 DIFFERENCE : 0.373

LAP	SECTOR 1	SECTOR 2	LAP TIME		MPH	DIFF	TIME OF DAY
1 -		33.941	1:43.700		68.70	12.484	16:13:26.957
2 -	1:00.741	31.755	1:32.496		77.02	1.280	16:14:59.453
3 -	59.884	32.365	1:32.249		77.23	1.033	16:16:31.702
4 -	***59.125***	32.091	***1:31.216***	**(1)**	***78.10***		***16:18:02.918***
5 -	59.685	***31.718***	1:31.403	**(3)**	77.94	0.187	16:19:34.321
6 -	59.411	31.825	1:31.236	**(2)**	78.09	0.020	16:21:05.557

P33 56 R Kallam SWYER Kawasaki - Poole tyres & not centre

IDEAL LAP TIME : 1:33.274 BEST LAP TIME : 1:33.877 DIFFERENCE : 0.603

LAP	SECTOR 1	SECTOR 2	LAP TIME		MPH	DIFF	TIME OF DAY
1 -		***31.915***	1:43.368		68.92	9.491	16:13:26.625
2 -	***1:01.359***	32.518	***1:33.877***	**(1)**	***75.89***		***16:15:00.502***
3 -	1:03.087	32.649	1:35.736	**(3)**	74.41	1.859	16:16:36.238
4 -	1:02.010	32.861	1:34.871	**(2)**	75.09	0.994	16:18:11.109
5 -	1:04.429	32.918	1:37.347		73.18	3.470	16:19:48.456

P34 17 S Andrew POCOCK Honda -

IDEAL LAP TIME : 1:36.138 BEST LAP TIME : 1:36.666 DIFFERENCE : 0.528

LAP	SECTOR 1	SECTOR 2	LAP TIME		MPH	DIFF	TIME OF DAY
1 -		34.472	1:45.213		67.71	8.547	16:13:28.470
2 -	1:03.248	***33.418***	***1:36.666***	**(1)**	***73.70***		***16:15:05.136***
3 -	1:03.194	33.581	1:36.775	**(2)**	73.62	0.109	16:16:41.911
4 -	***1:02.720***	34.356	1:37.076	**(3)**	73.39	0.410	16:18:18.987
5 -	1:03.653	34.362	1:38.015		72.68	1.349	16:19:57.002

P35 117 S Jordan HARRIS Kawasaki -

IDEAL LAP TIME : 1:30.730 BEST LAP TIME : 1:31.202 DIFFERENCE : 0.472

LAP	SECTOR 1	SECTOR 2	LAP TIME		MPH	DIFF	TIME OF DAY
1 -		34.302	1:43.116		69.09	11.914	16:13:26.373
2 -	1:00.195	***31.840***	1:32.035	**(2)**	77.41	0.833	16:14:58.408
3 -	***58.890***	32.312	***1:31.202***	**(1)**	***78.11***		***16:16:29.610***
4 -	1:00.218	33.560	1:33.778	**(3)**	75.97	2.576	16:18:03.388
5 -	1:32.976	35.811	2:08.787		55.32	37.585	16:20:12.175

Weather / Track : Bright / Dry

Donington Park National
Circuit Length = 1.9790 miles
Start: 16:11 Flag 16:19 End: 16:21

BMCRC - MRO Championships 2018 - Rnd 5 @ Donington Park

EDIasia Formula 400 inc Sub 64 & Rookies

RACE 5 - SECTOR ANALYSIS

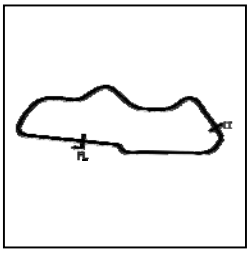

SECTOR 1 = FL to I1, SECTOR 2 = I1 to FL, DIFF = Difference To Personal Best Lap, P = Crossed Finish Line in Pit Lane, D = Time Disallowed

P36 33 S Carl JOHNSTONE Yamaha - EDIasia

IDEAL LAP TIME : 1:24.564 BEST LAP TIME : 1:24.672 DIFFERENCE : 0.108

LAP	SECTOR 1	SECTOR 2	LAP TIME	MPH	DIFF	TIME OF DAY
1 -		29.696	1:31.384	77.96	6.712	16:13:14.641
2 -	***55.080***	29.592	***1:24.672*** **(1)**	***84.14***		***16:14:39.313***
3 -	55.874	***29.484***	1:25.358 **(2)**	83.46	0.686	16:16:04.671
4 -	1:20.342	IN PIT	2:18.405 **P**	51.47	53.733	16:18:23.076

P37 30 R/S Luke DOIG Kawasaki -

IDEAL LAP TIME : BEST LAP TIME : DIFFERENCE :

LAP	SECTOR 1	SECTOR 2	LAP TIME	MPH	DIFF	TIME OF DAY
1 -		***33.433***	1:40.422	70.94		16:13:23.679

Weather / Track : Bright / Dry

Donington Park National
Circuit Length = 1.9790 miles
Start: 16:11 Flag 16:19 End: 16:21

BMCRC - MRO Championships 2018 - Rnd 5 @ Donington Park

EDIasia Formula 400 inc Sub 64 & Rookies

RACE 5 - BEST SECTORS

SECTOR 1				SECTOR 2			IDEAL / BEST COMPARISON						
POS	NO	NAME	TIME	NO	NAME	TIME	POS	NO	NAME	IDEAL	BEST	DIFF
									PERFECT LAP	1:17.407		
1	2	GILL	50.189	2	GILL	27.218	1	2	GILL	1:17.407	1:17.489	0.082
2	3	HENNING	50.756	86	SCOTT	27.616	2	3	HENNING	1:18.497	1:19.359	0.862
3	43	TAYLOR	50.931	3	HENNING	27.741	3	86	SCOTT	1:18.672	1:19.341	0.669
4	86	SCOTT	51.056	43	TAYLOR	27.803	4	43	TAYLOR	1:18.734	1:18.734	0.000
5	63	FOWLE	51.455	63	FOWLE	27.967	5	63	FOWLE	1:19.422	1:19.740	0.318
6	38	WOOD	52.053	38	WOOD	28.163	6	38	WOOD	1:20.216	1:20.313	0.097
7	23	EVANS	52.657	60	CROKER	28.321	7	23	EVANS	1:21.193	1:21.485	0.292
8	16	WILKINS	53.062	90	RAPA	28.493	8	16	WILKINS	1:21.728	1:22.126	0.398
9	93	GILLMAN	53.133	23	EVANS	28.536	9	90	RAPA	1:21.785	1:22.252	0.467
10	22	HARVIEK	53.231	16	WILKINS	28.666	10	93	GILLMAN	1:22.001	1:22.171	0.170
11	90	RAPA	53.292	57	FISHER	28.735	11	57	FISHER	1:22.067	1:22.292	0.225
12	57	FISHER	53.332	19	SEATH	28.768	12	22	HARVIEK	1:22.247	1:22.743	0.496
13	100	ALLUM	53.385	93	GILLMAN	28.868	13	19	SEATH	1:22.489	1:22.662	0.173
14	20	SWYER	53.588	27	McCORMACK	28.908	14	100	ALLUM	1:22.518	1:22.696	0.178
15	19	SEATH	53.721	84	SCHOFIELD	28.923	15	60	CROKER	1:22.656	1:22.849	0.193
16	35	DIGBY-BAKER	53.721	22	HARVIEK	29.016	16	27	McCORMACK	1:22.796	1:23.115	0.319
17	85	ROBINSON	53.766	85	ROBINSON	29.047	17	85	ROBINSON	1:22.813	1:23.032	0.219
18	27	McCORMACK	53.888	35	DIGBY-BAKER	29.131	18	20	SWYER	1:22.850	1:22.850	0.000
19	84	SCHOFIELD	54.141	100	ALLUM	29.133	19	35	DIGBY-BAKER	1:22.852	1:22.852	0.000
20	60	CROKER	54.335	20	SWYER	29.262	20	84	SCHOFIELD	1:23.064	1:23.064	0.000
21	33	JOHNSTONE	55.080	33	JOHNSTONE	29.484	21	33	JOHNSTONE	1:24.564	1:24.672	0.108
22	9	COONEY	55.714	26	THOMPSON	29.628	22	26	THOMPSON	1:25.393	1:25.393	0.000
23	26	THOMPSON	55.765	36	COLE	29.839	23	36	COLE	1:25.721	1:25.972	0.251
24	36	COLE	55.882	44	BUCKETT	29.917	24	9	COONEY	1:26.045	1:26.045	0.000
25	186	RICHARDS	56.199	52	JARMAN	29.967	25	44	BUCKETT	1:26.180	1:26.478	0.298
26	44	BUCKETT	56.263	186	RICHARDS	30.093	26	186	RICHARDS	1:26.292	1:26.386	0.094
27	52	JARMAN	56.345	55	COOPER	30.143	27	52	JARMAN	1:26.312	1:26.543	0.231
28	55	COOPER	56.372	797	BLYTH	30.243	28	55	COOPER	1:26.515	1:26.849	0.334
29	110	LANGLANDS	56.964	9	COONEY	30.331	29	797	BLYTH	1:27.501	1:27.501	0.000
30	797	BLYTH	57.258	40	DINSMORE	30.390	30	40	DINSMORE	1:27.806	1:28.433	0.627
31	40	DINSMORE	57.416	10	ARBON	30.635	31	110	LANGLANDS	1:27.893	1:27.893	0.000
32	10	ARBON	57.693	110	LANGLANDS	30.929	32	10	ARBON	1:28.328	1:28.328	0.000
33	117	HARRIS	58.890	999	DALTON	31.718	33	117	HARRIS	1:30.730	1:31.202	0.472
34	999	DALTON	59.125	117	HARRIS	31.840	34	999	DALTON	1:30.843	1:31.216	0.373
35	56	SWYER	1:01.359	56	SWYER	31.915	35	56	SWYER	1:33.274	1:33.877	0.603
36	17	POCOCK	1:02.720	17	POCOCK	33.418	36	17	POCOCK	1:36.138	1:36.666	0.528
37				30	DOIG	33.433	37	30	DOIG			

Weather / Track : Bright / Dry

Donington Park National
Circuit Length = 1.9790 miles
Start: 16:11 Flag 16:19 End: 16:21

Results can be found at www.tsl-timing.com

Printed - 16:26 Saturday, 16 June 2018

BMCRC - MRO Championships 2018 - Rnd 5 @ Donington Park

EDIasia Formula 400 inc Sub 64 & Rookies

RACE 5 - GRID (10 Laps)

ROW 13			39	45 Mark THOMPSON	38	78 Keith POVAH	37	30 Luke DOIG
ROW 12	36	17 Andrew POCOCK 1:36.666	35	56 Kallam SWYER 1:33.877	34	999 Jim DALTON 1:31.216		
ROW 11			33	117 Jordan HARRIS 1:31.202	32	40 Jonathan DINSMORE 1:28.433	31	10 Justin ARBON 1:28.328
ROW 10	30	110 Michael LANGLANDS 1:27.893	29	797 James BLYTH 1:27.501	28	55 Nick COOPER 1:26.849		
ROW 9			27	52 Gary JARMAN 1:26.543	26	44 James BUCKETT 1:26.478	25	186 Steve RICHARDS 1:26.386
ROW 8	24	9 Karl COONEY 1:26.045	23	36 Mathew COLE 1:25.972	22	26 Lydia THOMPSON 1:25.393		
ROW 7			21	33 Carl JOHNSTONE 1:24.672	20	27 Justin McCORMACK 1:23.115	19	84 Gavin SCHOFIELD 1:23.064
ROW 6	18	85 James ROBINSON 1:23.032	17	35 Sam DIGBY-BAKER 1:22.852	16	20 Connor SWYER 1:22.850		
ROW 5			15	60 Eddie CROKER 1:22.849	14	22 Dave HARVIEK 1:22.743	13	100 Jonathan ALLUM 1:22.696
ROW 4	12	19 James SEATH 1:22.662	11	57 Paul FISHER 1:22.292	10	90 Steve RAPA 1:22.252		
ROW 3			9	93 William GILLMAN 1:22.171	8	16 Andrew WILKINS 1:22.126	7	23 Tham EVANS 1:21.485
ROW 2	6	38 Hayden WOOD 1:20.313	5	63 Harry FOWLE 1:19.740	4	3 Gary HENNING 1:19.359		
ROW 1			3	86 Mathew SCOTT 1:19.341	2	43 Mark TAYLOR 1:18.734	1	2 Andrew GILL 1:17.489

Pole

Donington Park National
Circuit Length = 1.9790 miles

These results are provisional until the conclusion of any judicial and technical matters.

Clerk Of Course :		Timekeeper :

Results can be found at www.tsl-timing.com

Printed - 16:27 Saturday, 16 June 2018

BMCRC - MRO Championships 2018 - Rnd 5 @ Donington Park

EDIasia Formula 400 inc Sub 64 & Rookies

RACE 5 - CLASSIFICATION

POS	NO	CL	PIC	NAME	ENTRY	LAPS	TIME	GAP	DIFF	MPH	BEST	ON
1	3		1	Gary HENNING	Kawasaki - SGT motorcycles	10	13:03.559			90.75	1:17.291	9
2	2		2	Andrew GILL	Kawasaki - RMKD Racing	10	13:03.779	0.220	0.220	90.72	1:16.789	3
3	43		3	Mark TAYLOR	Kawasaki - Longhove Contracts	10	13:07.481	3.922	3.702	90.30	1:17.905	2
4	86		4	Mathew SCOTT	Kawasaki -	10	13:19.400	15.841	11.919	88.95	1:18.866	2
5	63	S	1	Harry FOWLE	Kawasaki - Team ELP A.Fowle Joinery	10	13:21.553	17.994	2.153	88.71	1:19.252	9
6	38	S	2	Hayden WOOD	Kawasaki -	10	13:28.722	25.163	7.169	87.92	1:19.408	2
7	16	S	3	Andrew WILKINS	Kawasaki -	10	13:41.138	37.579	12.416	86.59	1:20.954	4
8	90	S	4	Steve RAPA	Honda - David Simon Tuning	10	13:42.688	39.129	1.550	86.43	1:20.493	8
9	22		5	Dave HARVIEK	Kawasaki - HRC & Fatty's Cake Shop	10	13:43.950	40.391	1.262	86.30	1:21.261	8
10	23	S	5	Tham EVANS	Honda - Vanilla Electronics / GF racing	10	13:45.101	41.542	1.151	86.18	1:21.139	5
11	27	S	6	Justin McCORMACK	Kawasaki - JMR	10	13:49.335	45.776	4.234	85.74	1:21.916	9
12	45		6	Mark THOMPSON	Kawasaki - Flintstone Tyres / David Simon Tuning	10	13:50.141	46.582	0.806	85.66	1:20.238	10
13	19	R	1	James SEATH	Kawasaki - Ovenden	10	14:00.527	56.968	10.386	84.60	1:22.516	9
14	93		7	William GILLMAN	Kawaski -	10	14:00.657	57.098	0.130	84.58	1:22.929	4
15	60	R	2	Eddie CROKER	Kawasaki -	10	14:01.317	57.758	0.660	84.52	1:22.338	6
16	57		8	Paul FISHER	Kawasaki -	10	14:03.333	59.774	2.016	84.32	1:22.460	10
17	35	S	7	Sam DIGBY-BAKER	Kawasaki -	10	14:04.798	1:01.239	1.465	84.17	1:22.537	6
18	84	S	8	Gavin SCHOFIELD	Honda -	10	14:04.940	1:01.381	0.142	84.15	1:21.719	10
19	26		9	Lydia THOMPSON	Kawasaki - Flintstone Racing - David Simons Tuning	10	14:19.013	1:15.454	14.073	82.78	1:24.361	10
20	85		10	James ROBINSON	Kawasaki - Claire Palastanga Ceramics	10	14:19.347	1:15.788	0.334	82.74	1:22.746	8
21	44		11	James BUCKETT	Kawasaki - JB Racing	9	13:06.201	1 Lap	1 Lap	81.38	1:25.844	8
22	20	R	3	Connor SWYER	Kawasaki - owkay clothing & EBC brakes	9	13:06.711	1 Lap	0.510	81.33	1:25.474	8
23	186		12	Steve RICHARDS	Kawasaki - Sutton Coachworks	9	13:06.979	1 Lap	0.268	81.30	1:26.073	7
24	36		13	Mathew COLE	Kawasaki - Hampshire Hypnotherapy	9	13:07.398	1 Lap	0.419	81.26	1:25.656	8
25	9	S	9	Karl COONEY	Kawasaki -	9	13:07.483	1 Lap	0.085	81.25	1:25.363	8
26	117	S	10	Jordan HARRIS	Kawasaki -	9	13:22.602	1 Lap	15.119	79.72	1:25.708	9
27	30	R/S	1	Luke DOIG	Kawasaki -	9	13:23.165	1 Lap	0.563	79.66	1:26.790	8
28	797	R/S	2	James BLYTH	Honda - Terra97	9	13:25.430	1 Lap	2.265	79.44	1:27.113	8
29	56	R	4	Kallam SWYER	Kawasaki - Poole tyres & not centre	9	13:46.980	1 Lap	21.550	77.37	1:29.751	2
30	40	R/S	3	Jonathan DINSMORE	Honda - RJs Car Restorations / PRO Hire	9	13:47.632	1 Lap	0.652	77.31	1:27.806	9
31	55		14	Nick COOPER	Aprilia - Skint Racing-Wemoto.com/Mr Spotch Gard	9	14:01.678	1 Lap	14.046	76.02	1:27.041	4
32	17	S	11	Andrew POCOCK	Honda -	9	14:35.380	1 Lap	33.702	73.09	1:35.051	9
33	52		15	Gary JARMAN	Kawasaki - G & S Motorcycle tyres	8	13:50.209	2 Laps	1 Lap	68.48	1:26.106	6

NOT CLASSIFIED

DNF	100	R/S		Jonathan ALLUM	Honda - LittleJonnys Catering	2	2:56.279	8 Laps	6 Laps	80.05	1:28.113	2
DNF	999	R/S		Jim DALTON	Kawasaki - Mick Dale	2	3:32.246	8 Laps	35.967	66.49		
DNF	110	R/S		Michael LANGLANDS	Kawasaki - Rafmsa	1	1:38.258	9 Laps	1 Lap	71.12		

FASTEST LAP

2		Andrew GILL	Kawasaki - RMKD Racing	3	1:16.789	92.78 mph	149.31 kph
63	S	Harry FOWLE	Kawasaki - Team ELP A.Fowle Joinery	9	1:19.252	89.89 mph	144.67 kph
60	R	Eddie CROKER	Kawasaki -	6	1:22.338	86.52 mph	139.25 kph
30	R/S	Luke DOIG	Kawasaki -	8	1:26.790	82.09 mph	132.11 kph

Class - 92.5% of Race Speed = 83.94 mph
Class S - 92.5% of Race Speed = 82.05 mph
Class R - 92.5% of Race Speed = 78.25 mph
Class R/S - 92.5% of Race Speed = 73.68 mph

Donington Park National
Circuit Length = 1.9790 miles
Start: 10:47 Flag 11:00 End: 11:02

Weather / Track : Bright / Dry
These results are provisional until the conclusion of any judicial and technical matters.

Clerk Of Course :		Timekeeper :

Results can be found at www.tsl-timing.com

Printed - 11:04 Sunday, 17 June 2018

BMCRC - MRO Championships 2018 - Rnd 5 @ Donington Park

EDlasia Formula 400 inc Sub 64 & Rookies

RACE 5 - LAP CHART

LAP 1 @ 10:49:04.268

NO	BEHIND	LAP TIME
2		1:20.972
43	0.493	1:21.465
3	1.060	1:22.032
86	2.190	1:23.162
38	3.399	1:24.371
63	3.954	1:24.926
90	4.848	1:25.820
23	5.095	1:26.067
16	5.397	1:26.369
22	6.195	1:27.167
100	7.194	1:28.166
57	8.013	1:28.985
93	8.781	1:29.753
27	9.394	1:30.366
19	9.553	1:30.525
60	9.802	1:30.774
84	10.271	1:31.243
85	10.693	1:31.665
44	11.570	1:32.542
35	12.182	1:33.154
26	12.943	1:33.915
45	13.227	1:34.199
20	13.242	1:34.214
36	13.614	1:34.586
186	14.076	1:35.048
55	15.161	1:36.133
9	15.850	1:36.822
110	17.286	1:38.258
117	17.889	1:38.861
30	18.096	1:39.068
797	18.872	1:39.844
40	19.326	1:40.298
56	19.387	1:40.359
999	20.006	1:40.978
17	22.373	1:43.345

LAP 2 @ 10:50:21.574

NO	BEHIND	LAP TIME
2		1:17.306
43	1.092	1:17.905
3	2.013	1:18.259
86	3.750	1:18.866
38	5.501	1:19.408
63	6.403	1:19.755
16	9.967	1:21.876
23	10.149	1:22.360
90	10.573	1:23.031
22	11.349	1:22.460
27	14.077	1:21.989
57	14.733	1:24.026
93	15.108	1:23.633
19	16.224	1:23.977
84	16.605	1:23.640
60	17.081	1:24.585
85	17.600	1:24.213
100	18.001	1:28.113
35	18.312	1:23.436
45	18.503	1:22.582
26	21.337	1:25.700
44	21.569	1:27.305
20	22.670	1:26.734
36	23.011	1:26.703
186	23.379	1:26.609
9	24.902	1:26.358
55	25.763	1:27.908
30	29.276	1:28.486
117	30.727	1:30.144
797	31.194	1:29.628
56	31.832	1:29.751
40	33.450	1:31.430
17	43.134	1:38.067
999	53.968	1:51.268 P
52	1 Lap	3:33.681

LAP 3 @ 10:51:38.363

NO	BEHIND	LAP TIME
2		1:16.789
43	2.442	1:18.139
3	2.830	1:17.606
86	6.393	1:19.432
38	9.021	1:20.309
63	9.148	1:19.534
16	14.139	1:20.961
23	15.052	1:21.692
90	15.393	1:21.609
22	15.873	1:21.313
27	19.690	1:22.402
93	22.905	1:24.586
57	22.938	1:24.994
19	23.303	1:23.868
84	23.698	1:23.882
85	24.066	1:23.255
60	24.209	1:23.917
45	24.436	1:22.722
35	25.585	1:24.062
26	29.902	1:25.354
44	32.323	1:27.543
186	33.476	1:26.886
20	34.384	1:28.503
36	34.471	1:28.249
9	35.073	1:26.960
55	36.389	1:27.415
30	41.253	1:28.766
797	43.274	1:28.869
117	43.674	1:29.736
56	45.305	1:30.262
40	47.882	1:31.221
17	1:03.593	1:37.248
52	1 Lap	1:30.749

LAP 4 @ 10:52:56.012

NO	BEHIND	LAP TIME
2		1:17.649
3	2.596	1:17.415
43	2.995	1:18.202
86	8.197	1:19.453
63	10.921	1:19.422
38	11.301	1:19.929
16	17.444	1:20.954
23	18.660	1:21.257
90	19.124	1:21.380
22	19.726	1:21.502
27	23.977	1:21.936
93	28.185	1:22.929
19	30.173	1:24.519
57	30.411	1:25.122
45	31.602	1:24.815
60	32.023	1:25.463
84	32.109	1:26.060
35	32.758	1:24.822
85	32.870	1:26.453
26	37.025	1:24.772
44	41.505	1:26.831
186	42.059	1:26.232
36	42.989	1:26.167
9	43.105	1:25.681
20	44.425	1:27.690
55	45.781	1:27.041
30	52.081	1:28.477
797	54.046	1:28.421
117	54.750	1:28.725
56	58.308	1:30.652
40	1:00.429	1:30.196

LAP 5 @ 10:54:14.220

NO	BEHIND	LAP TIME
2		1:18.208
52	2 Laps	1:29.143
3	2.836	1:18.448
43	3.329	1:18.542
17	1 Lap	1:36.270
86	9.592	1:19.603
38	12.609	1:19.516
63	12.761	1:20.048
16	20.783	1:21.547
23	21.591	1:21.139
90	21.811	1:20.895
22	22.926	1:21.408
27	28.049	1:22.280
93	33.470	1:23.493
19	34.794	1:22.829
45	35.049	1:21.655
57	36.197	1:23.994
84	36.675	1:22.774
60	36.990	1:23.175
85	37.885	1:23.223
35	38.436	1:23.886
26	43.567	1:24.750
44	49.775	1:26.478
186	50.421	1:26.570
36	50.673	1:25.892
20	51.882	1:25.665
9	52.140	1:27.243
55	54.728	1:27.155
30	1:02.166	1:28.293
117	1:03.896	1:27.354
797	1:04.036	1:28.198
56	1:11.632	1:31.532
40	1:12.301	1:30.080

LAP 6 @ 10:55:31.435

NO	BEHIND	LAP TIME
2		1:17.215
3	3.117	1:17.496
43	4.496	1:18.382
86	12.137	1:19.760
52	2 Laps	1:27.783
63	15.433	1:19.887
38	15.921	1:20.527
17	1 Lap	1:36.561
16	25.436	1:21.868
23	25.906	1:21.530
90	27.279	1:22.683
22	27.505	1:21.794
27	32.986	1:22.152
45	38.701	1:20.867
93	39.960	1:23.705
19	40.994	1:23.415
60	42.113	1:22.338
57	42.673	1:23.691
84	43.265	1:23.805
35	43.758	1:22.537
26	51.725	1:25.373
85	57.599	1:36.929
44	59.616	1:27.056
186	1:00.013	1:26.807
36	1:00.229	1:26.771
20	1:00.926	1:26.259
9	1:01.464	1:26.539
55	1:04.881	1:27.368
30	1:12.958	1:28.007
117	1:13.961	1:27.280
797	1:14.647	1:27.826

LAP 7 @ 10:56:49.694

NO	BEHIND	LAP TIME
2		1:18.259
3	3.179	1:18.321
43	4.285	1:18.048
56	1 Lap	1:30.302
40	1 Lap	1:34.497
86	13.563	1:19.685
63	16.849	1:19.675
38	17.295	1:19.633
52	2 Laps	1:28.576
16	29.405	1:22.228
90	30.415	1:21.395
23	30.534	1:22.887
22	31.083	1:21.837
27	37.018	1:22.291
45	41.677	1:21.235
17	1 Lap	1:36.794
93	44.834	1:23.133
19	45.501	1:22.766
60	47.001	1:23.147
57	48.550	1:24.136
35	49.347	1:23.848
84	49.516	1:24.510
26	58.551	1:25.085
85	1:02.630	1:23.290
44	1:07.615	1:26.258
186	1:07.827	1:26.073
20	1:08.886	1:26.219
36	1:09.269	1:27.299
9	1:09.458	1:26.253
55	1:14.007	1:27.385

LAP 8 @ 10:58:07.955

NO	BEHIND	LAP TIME
2		1:18.261
3	2.546	1:17.628
30	1 Lap	1:28.418
43	4.970	1:18.946
117	1 Lap	1:27.671
797	1 Lap	1:28.202
86	16.037	1:20.735
63	18.071	1:19.483
56	1 Lap	1:31.449
38	20.331	1:21.297
40	1 Lap	1:29.390
52	2 Laps	1:26.106
90	32.647	1:20.493
16	33.098	1:21.954
23	33.427	1:21.154
22	34.083	1:21.261
27	40.728	1:21.971
45	44.890	1:21.474
93	49.650	1:23.077
19	50.563	1:23.323
60	51.273	1:22.533
57	53.369	1:23.080
35	54.118	1:23.032
84	56.045	1:24.790
17	1 Lap	1:36.346
26	1:05.136	1:24.846
85	1:07.115	1:22.746
44	1:15.198	1:25.844
20	1:16.099	1:25.474
186	1:16.216	1:26.650
9	1:16.560	1:25.363
36	1:16.664	1:25.656

LAP 9 @ 10:59:26.912

NO	BEHIND	LAP TIME
2		1:18.957
3	0.880	1:17.291
43	4.439	1:18.426
55	1 Lap	1:27.810
30	1 Lap	1:26.790
117	1 Lap	1:27.123
797	1 Lap	1:27.113
86	16.270	1:19.190
63	18.366	1:19.252
38	23.199	1:21.825
56	1 Lap	1:31.550
16	35.620	1:21.479
90	35.686	1:21.996
40	1 Lap	1:32.714
22	38.801	1:23.675
23	38.990	1:24.520
52	2 Laps	1:27.218
27	43.687	1:21.916
45	46.287	1:20.354
93	53.716	1:23.023
19	54.122	1:22.516
60	55.254	1:22.938
57	57.257	1:22.845
35	57.814	1:22.653
84	59.605	1:22.517
26	1:11.036	1:24.857
85	1:11.281	1:23.123
17	1 Lap	1:35.698

LAP 10 @ 11:00:46.855

NO	BEHIND	LAP TIME
3		1:19.063
2	0.220	1:20.163
44	1 Lap	1:26.344

Weather / Track : Bright / Dry

Donington Park National
Circuit Length = 1.9790 miles
Start: 10:47 Flag 11:00 End: 11:02

BMCRC - MRO Championships 2018 - Rnd 5 @ Donington Park

EDlasia Formula 400 inc Sub 64 & Rookies

RACE 5 - LAP CHART

20	1 Lap	1:25.953
186	1 Lap	1:26.104
36	1 Lap	1:26.075
43	3.922	1:19.426
9	1 Lap	1:26.264
86	15.841	1:19.514
63	17.994	1:19.571
117	1 Lap	1:25.708
30	1 Lap	1:26.860
797	1 Lap	1:27.329
38	25.163	1:21.907
16	37.579	1:21.902
90	39.129	1:23.386
22	40.391	1:21.533
23	41.542	1:22.495
56	1 Lap	1:31.123
40	1 Lap	1:27.806
27	45.776	1:22.032
45	46.582	1:20.238
52	2 Laps	1:26.953
19	56.968	1:22.789
93	57.098	1:23.325
60	57.758	1:22.447
55	1 Lap	2:13.463
57	59.774	1:22.460
35	1:01.239	1:23.368
84	1:01.381	1:21.719
26	1:15.454	1:24.361
85	1:15.788	1:24.450
17	1 Lap	1:35.051

Weather / Track : Bright / Dry

Donington Park National
Circuit Length = 1.9790 miles
Start: 10:47 Flag 11:00 End: 11:02

BMCRC - MRO Championships 2018 - Rnd 5 @ Donington Park

EDlasia Formula 400 inc Sub 64 & Rookies

RACE 5 - SECTOR ANALYSIS

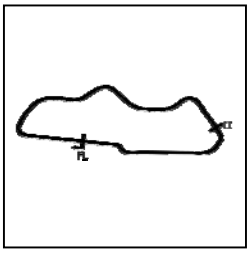

SECTOR 1 = FL to I1, SECTOR 2 = I1 to FL, DIFF = Difference To Personal Best Lap, P = Crossed Finish Line in Pit Lane, D = Time Disallowed

P1 3 Gary HENNING Kawasaki - SGT motorcycles

IDEAL LAP TIME : 1:17.146 BEST LAP TIME : 1:17.291 DIFFERENCE : 0.145

LAP	SECTOR 1	SECTOR 2	LAP TIME	MPH	DIFF	TIME OF DAY
1 -		27.833	1:22.032	86.85	4.741	10:49:05.328
2 -	50.686	27.573	1:18.259	91.03	0.968	10:50:23.587
3 -	50.116	27.490	1:17.606	91.80	0.315	10:51:41.193
4 -	50.163	27.252	1:17.415 (2)	92.03	0.124	10:52:58.608
5 -	50.461	27.987	1:18.448	90.81	1.157	10:54:17.056
6 -	***49.967***	27.529	1:17.496 (3)	91.93	0.205	10:55:34.552
7 -	50.553	27.768	1:18.321	90.96	1.030	10:56:52.873
8 -	50.337	27.291	1:17.628	91.77	0.337	10:58:10.501
9 -	50.112	***27.179***	***1:17.291*** (1)	***92.17***		***10:59:27.792***
10 -	51.549	27.514	1:19.063	90.11	1.772	11:00:46.855

P2 2 Andrew GILL Kawasaki - RMKD Racing

IDEAL LAP TIME : 1:16.789 BEST LAP TIME : 1:16.789 DIFFERENCE : 0.000

LAP	SECTOR 1	SECTOR 2	LAP TIME	MPH	DIFF	TIME OF DAY
1 -		27.469	1:20.972	87.98	4.183	10:49:04.268
2 -	50.043	27.263	1:17.306 (3)	92.16	0.517	10:50:21.574
3 -	***49.782***	***27.007***	***1:16.789*** (1)	***92.78***		***10:51:38.363***
4 -	50.357	27.292	1:17.649	91.75	0.860	10:52:56.012
5 -	50.453	27.755	1:18.208	91.09	1.419	10:54:14.220
6 -	50.031	27.184	1:17.215 (2)	92.27	0.426	10:55:31.435
7 -	50.853	27.406	1:18.259	91.03	1.470	10:56:49.694
8 -	50.904	27.357	1:18.261	91.03	1.472	10:58:07.955
9 -	51.587	27.370	1:18.957	90.23	2.168	10:59:26.912
10 -	52.033	28.130	1:20.163	88.87	3.374	11:00:47.075

P3 43 Mark TAYLOR Kawasaki - Longhove Contracts

IDEAL LAP TIME : 1:17.484 BEST LAP TIME : 1:17.905 DIFFERENCE : 0.421

LAP	SECTOR 1	SECTOR 2	LAP TIME	MPH	DIFF	TIME OF DAY
1 -		27.555	1:21.465	87.45	3.560	10:49:04.761
2 -	50.497	***27.408***	***1:17.905*** (1)	***91.45***		***10:50:22.666***
3 -	50.302	27.837	1:18.139 (3)	91.17	0.234	10:51:40.805
4 -	50.392	27.810	1:18.202	91.10	0.297	10:52:59.007
5 -	50.386	28.156	1:18.542	90.71	0.637	10:54:17.549
6 -	50.620	27.762	1:18.382	90.89	0.477	10:55:35.931
7 -	50.331	27.717	1:18.048 (2)	91.28	0.143	10:56:53.979
8 -	***50.076***	28.870	1:18.946	90.24	1.041	10:58:12.925
9 -	50.511	27.915	1:18.426	90.84	0.521	10:59:31.351
10 -	50.644	28.782	1:19.426	89.70	1.521	11:00:50.777

P4 86 Mathew SCOTT Kawasaki -

IDEAL LAP TIME : 1:18.866 BEST LAP TIME : 1:18.866 DIFFERENCE : 0.000

LAP	SECTOR 1	SECTOR 2	LAP TIME	MPH	DIFF	TIME OF DAY
1 -		27.998	1:23.162	85.67	4.296	10:49:06.458
2 -	***51.116***	***27.750***	***1:18.866*** (1)	***90.33***		***10:50:25.324***
3 -	51.646	27.786	1:19.432 (3)	89.69	0.566	10:51:44.756
4 -	51.386	28.067	1:19.453	89.67	0.587	10:53:04.209
5 -	51.274	28.329	1:19.603	89.50	0.737	10:54:23.812
6 -	51.682	28.078	1:19.760	89.32	0.894	10:55:43.572
7 -	51.589	28.096	1:19.685	89.41	0.819	10:57:03.257
8 -	52.436	28.299	1:20.735	88.24	1.869	10:58:23.992
9 -	51.131	28.059	1:19.190 (2)	89.96	0.324	10:59:43.182
10 -	51.472	28.042	1:19.514	89.60	0.648	11:01:02.696

P5 63 S Harry FOWLE Kawasaki - Team ELP A.Fowle Joinery

IDEAL LAP TIME : 1:19.038 BEST LAP TIME : 1:19.252 DIFFERENCE : 0.214

LAP	SECTOR 1	SECTOR 2	LAP TIME	MPH	DIFF	TIME OF DAY

Weather / Track : Bright / Dry

Donington Park National
Circuit Length = 1.9790 miles
Start: 10:47 Flag 11:00 End: 11:02

BMCRC - MRO Championships 2018 - Rnd 5 @ Donington Park

EDlasia Formula 400 inc Sub 64 & Rookies

RACE 5 - SECTOR ANALYSIS

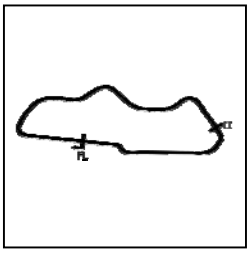

SECTOR 1 = FL to I1, SECTOR 2 = I1 to FL, DIFF = Difference To Personal Best Lap, P = Crossed Finish Line in Pit Lane, D = Time Disallowed

1 -		28.747	1:24.926		83.89	5.674	10:49:08.222
2 -	51.628	28.127	1:19.755		89.33	0.503	10:50:27.977
3 -	51.581	27.953	1:19.534		89.57	0.282	10:51:47.511
4 -	***51.124***	28.298	1:19.422	**(2)**	89.70	0.170	10:53:06.933
5 -	51.234	28.814	1:20.048		89.00	0.796	10:54:26.981
6 -	51.352	28.535	1:19.887		89.18	0.635	10:55:46.868
7 -	51.530	28.145	1:19.675		89.42	0.423	10:57:06.543
8 -	51.569	***27.914***	1:19.483	**(3)**	89.63	0.231	10:58:26.026
9 -	51.175	28.077	***1:19.252***	**(1)**	***89.89***		***10:59:45.278***
10 -	51.561	28.010	1:19.571		89.53	0.319	11:01:04.849

P6 38 S Hayden WOOD Kawasaki -

IDEAL LAP TIME : 1:19.354 BEST LAP TIME : 1:19.408 DIFFERENCE : 0.054

LAP	SECTOR 1	SECTOR 2	LAP TIME		MPH	DIFF	TIME OF DAY
1 -		28.388	1:24.371		84.44	4.963	10:49:07.667
2 -	51.297	***28.111***	***1:19.408***	**(1)**	***89.72***		***10:50:27.075***
3 -	52.044	28.265	1:20.309		88.71	0.901	10:51:47.384
4 -	51.710	28.219	1:19.929		89.13	0.521	10:53:07.313
5 -	***51.243***	28.273	1:19.516	**(2)**	89.60	0.108	10:54:26.829
6 -	51.695	28.832	1:20.527		88.47	1.119	10:55:47.356
7 -	51.391	28.242	1:19.633	**(3)**	89.46	0.225	10:57:06.989
8 -	52.563	28.734	1:21.297		87.63	1.889	10:58:28.286
9 -	52.834	28.991	1:21.825		87.07	2.417	10:59:50.111
10 -	52.392	29.515	1:21.907		86.98	2.499	11:01:12.018

P7 16 S Andrew WILKINS Kawasaki -

IDEAL LAP TIME : 1:20.763 BEST LAP TIME : 1:20.954 DIFFERENCE : 0.191

LAP	SECTOR 1	SECTOR 2	LAP TIME		MPH	DIFF	TIME OF DAY
1 -		28.606	1:26.369		82.49	5.415	10:49:09.665
2 -	53.328	28.548	1:21.876		87.01	0.922	10:50:31.541
3 -	52.520	***28.441***	1:20.961	**(2)**	88.00	0.007	10:51:52.502
4 -	***52.322***	28.632	***1:20.954***	**(1)**	***88.00***		***10:53:13.456***
5 -	52.764	28.783	1:21.547		87.36	0.593	10:54:35.003
6 -	52.964	28.904	1:21.868		87.02	0.914	10:55:56.871
7 -	53.139	29.089	1:22.228		86.64	1.274	10:57:19.099
8 -	52.994	28.960	1:21.954		86.93	1.000	10:58:41.053
9 -	52.456	29.023	1:21.479	**(3)**	87.44	0.525	11:00:02.532
10 -	52.798	29.104	1:21.902		86.98	0.948	11:01:24.434

P8 90 S Steve RAPA Honda - David Simon Tuning

IDEAL LAP TIME : 1:20.297 BEST LAP TIME : 1:20.493 DIFFERENCE : 0.196

LAP	SECTOR 1	SECTOR 2	LAP TIME		MPH	DIFF	TIME OF DAY
1 -		28.535	1:25.820		83.01	5.327	10:49:09.116
2 -	54.131	28.900	1:23.031		85.80	2.538	10:50:32.147
3 -	52.993	28.616	1:21.609		87.30	1.116	10:51:53.756
4 -	52.257	29.123	1:21.380	**(3)**	87.54	0.887	10:53:15.136
5 -	52.392	***28.503***	1:20.895	**(2)**	88.07	0.402	10:54:36.031
6 -	52.635	30.048	1:22.683		86.16	2.190	10:55:58.714
7 -	52.193	29.202	1:21.395		87.53	0.902	10:57:20.109
8 -	***51.794***	28.699	***1:20.493***	**(1)**	***88.51***		***10:58:40.602***
9 -	53.010	28.986	1:21.996		86.89	1.503	11:00:02.598
10 -	54.487	28.899	1:23.386		85.44	2.893	11:01:25.984

P9 22 Dave HARVIEK Kawasaki - HRC & Fatty's Cake Shop

IDEAL LAP TIME : 1:20.833 BEST LAP TIME : 1:21.261 DIFFERENCE : 0.428

LAP	SECTOR 1	SECTOR 2	LAP TIME		MPH	DIFF	TIME OF DAY
1 -		28.845	1:27.167		81.73	5.906	10:49:10.463
2 -	52.988	29.472	1:22.460		86.40	1.199	10:50:32.923
3 -	52.576	28.737	1:21.313	**(2)**	87.61	0.052	10:51:54.236
4 -	***52.377***	29.125	1:21.502		87.41	0.241	10:53:15.738

Weather / Track : Bright / Dry

Donington Park National
Circuit Length = 1.9790 miles
Start: 10:47 Flag 11:00 End: 11:02

BMCRC - MRO Championships 2018 - Rnd 5 @ Donington Park

EDlasia Formula 400 inc Sub 64 & Rookies

RACE 5 - SECTOR ANALYSIS

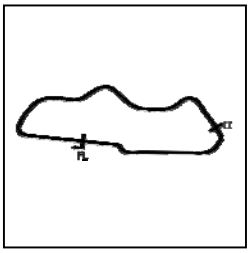

SECTOR 1 = FL to I1, SECTOR 2 = I1 to FL, DIFF = Difference To Personal Best Lap, P = Crossed Finish Line in Pit Lane, D = Time Disallowed

5 -	52.720	28.688	1:21.408	(3)	87.51	0.147	10:54:37.146
6 -	52.451	29.343	1:21.794		87.10	0.533	10:55:58.940
7 -	53.010	28.827	1:21.837		87.05	0.576	10:57:20.777
8 -	52.805	***28.456***	***1:21.261***	**(1)**	***87.67***		***10:58:42.038***
9 -	53.147	30.528	1:23.675		85.14	2.414	11:00:05.713
10 -	52.938	28.595	1:21.533		87.38	0.272	11:01:27.246

P10 23 S Tham EVANS Honda - Vanilla Electronics / GF racing

IDEAL LAP TIME : 1:20.912 BEST LAP TIME : 1:21.139 DIFFERENCE : 0.227

LAP	SECTOR 1	SECTOR 2	LAP TIME		MPH	DIFF	TIME OF DAY
1 -		29.151	1:26.067		82.77	4.928	10:49:09.363
2 -	53.166	29.194	1:22.360		86.50	1.221	10:50:31.723
3 -	53.035	28.657	1:21.692		87.21	0.553	10:51:53.415
4 -	52.418	28.839	1:21.257	(3)	87.68	0.118	10:53:14.672
5 -	52.416	28.723	***1:21.139***	**(1)**	***87.80***		***10:54:35.811***
6 -	***52.367***	29.163	1:21.530		87.38	0.391	10:55:57.341
7 -	53.256	29.631	1:22.887		85.95	1.748	10:57:20.228
8 -	52.609	***28.545***	1:21.154	(2)	87.79	0.015	10:58:41.382
9 -	53.359	31.161	1:24.520		84.29	3.381	11:00:05.902
10 -	53.609	28.886	1:22.495		86.36	1.356	11:01:28.397

P11 27 S Justin McCORMACK Kawasaki - JMR

IDEAL LAP TIME : 1:21.281 BEST LAP TIME : 1:21.916 DIFFERENCE : 0.635

LAP	SECTOR 1	SECTOR 2	LAP TIME		MPH	DIFF	TIME OF DAY
1 -		30.123	1:30.366		78.84	8.450	10:49:13.662
2 -	53.102	28.887	1:21.989		86.89	0.073	10:50:35.651
3 -	53.580	***28.822***	1:22.402		86.46	0.486	10:51:58.053
4 -	53.068	28.868	1:21.936	(2)	86.95	0.020	10:53:19.989
5 -	53.175	29.105	1:22.280		86.59	0.364	10:54:42.269
6 -	52.994	29.158	1:22.152		86.72	0.236	10:56:04.421
7 -	53.119	29.172	1:22.291		86.57	0.375	10:57:26.712
8 -	52.814	29.157	1:21.971	(3)	86.91	0.055	10:58:48.683
9 -	52.867	29.049	***1:21.916***	**(1)**	***86.97***		***11:00:10.599***
10 -	***52.459***	29.573	1:22.032		86.85	0.116	11:01:32.631

P12 45 Mark THOMPSON Kawasaki - Flintstone Tyres / David Simon Tuning

IDEAL LAP TIME : 1:20.037 BEST LAP TIME : 1:20.238 DIFFERENCE : 0.201

LAP	SECTOR 1	SECTOR 2	LAP TIME		MPH	DIFF	TIME OF DAY
1 -		29.977	1:34.199		75.63	13.961	10:49:17.495
2 -	54.013	28.569	1:22.582		86.27	2.344	10:50:40.077
3 -	53.423	29.299	1:22.722		86.12	2.484	10:52:02.799
4 -	54.413	30.402	1:24.815		84.00	4.577	10:53:27.614
5 -	53.063	28.592	1:21.655		87.25	1.417	10:54:49.269
6 -	52.290	28.577	1:20.867	(3)	88.10	0.629	10:56:10.136
7 -	52.577	28.658	1:21.235		87.70	0.997	10:57:31.371
8 -	52.820	28.654	1:21.474		87.44	1.236	10:58:52.845
9 -	52.120	***28.234***	1:20.354	(2)	88.66	0.116	11:00:13.199
10 -	***51.803***	28.435	***1:20.238***	**(1)**	***88.79***		***11:01:33.437***

P13 19 R James SEATH Kawasaki - Ovenden

IDEAL LAP TIME : 1:22.370 BEST LAP TIME : 1:22.516 DIFFERENCE : 0.146

LAP	SECTOR 1	SECTOR 2	LAP TIME		MPH	DIFF	TIME OF DAY
1 -		30.625	1:30.525		78.70	8.009	10:49:13.821
2 -	54.400	29.577	1:23.977		84.84	1.461	10:50:37.798
3 -	54.187	29.681	1:23.868		84.95	1.352	10:52:01.666
4 -	54.943	29.576	1:24.519		84.29	2.003	10:53:26.185
5 -	53.581	29.248	1:22.829		86.01	0.313	10:54:49.014
6 -	54.176	29.239	1:23.415		85.41	0.899	10:56:12.429
7 -	53.633	29.133	1:22.766	(2)	86.08	0.250	10:57:35.195
8 -	54.190	29.133	1:23.323		85.50	0.807	10:58:58.518

Weather / Track : Bright / Dry

Donington Park National
Circuit Length = 1.9790 miles
Start: 10:47 Flag 11:00 End: 11:02

BMCRC - MRO Championships 2018 - Rnd 5 @ Donington Park

EDlasia Formula 400 inc Sub 64 & Rookies

RACE 5 - SECTOR ANALYSIS

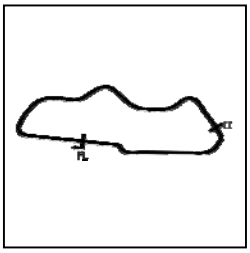

SECTOR 1 = FL to I1, SECTOR 2 = I1 to FL, DIFF = Difference To Personal Best Lap, P = Crossed Finish Line in Pit Lane, D = Time Disallowed

9 -	53.465	***29.051***	***1:22.516***	**(1)**	***86.34***		***11:00:21.034***
10 -	***53.319***	29.470	1:22.789	**(3)**	86.05	0.273	11:01:43.823

P14 93 William GILLMAN Kawaski -

IDEAL LAP TIME : 1:22.345 BEST LAP TIME : 1:22.929 DIFFERENCE : 0.584

LAP	SECTOR 1	SECTOR 2	LAP TIME		MPH	DIFF	TIME OF DAY
1 -		29.679	1:29.753		79.38	6.824	10:49:13.049
2 -	54.149	29.484	1:23.633		85.18	0.704	10:50:36.682
3 -	54.977	29.609	1:24.586		84.22	1.657	10:52:01.268
4 -	53.515	***29.414***	***1:22.929***	**(1)**	***85.91***		***10:53:24.197***
5 -	53.663	29.830	1:23.493		85.33	0.564	10:54:47.690
6 -	53.541	30.164	1:23.705		85.11	0.776	10:56:11.395
7 -	53.665	29.468	1:23.133		85.70	0.204	10:57:34.528
8 -	53.407	29.670	1:23.077	**(3)**	85.75	0.148	10:58:57.605
9 -	53.496	29.527	1:23.023	**(2)**	85.81	0.094	11:00:20.628
10 -	***52.931***	30.394	1:23.325		85.50	0.396	11:01:43.953

P15 60 R Eddie CROKER Kawasaki -

IDEAL LAP TIME : 1:21.469 BEST LAP TIME : 1:22.338 DIFFERENCE : 0.869

LAP	SECTOR 1	SECTOR 2	LAP TIME		MPH	DIFF	TIME OF DAY
1 -		29.787	1:30.774		78.48	8.436	10:49:14.070
2 -	55.262	29.323	1:24.585		84.23	2.247	10:50:38.655
3 -	54.381	29.536	1:23.917		84.90	1.579	10:52:02.572
4 -	55.384	30.079	1:25.463		83.36	3.125	10:53:28.035
5 -	54.243	28.932	1:23.175		85.65	0.837	10:54:51.210
6 -	53.270	29.068	***1:22.338***	**(1)**	***86.52***		***10:56:13.548***
7 -	54.400	28.747	1:23.147		85.68	0.809	10:57:36.695
8 -	54.076	***28.457***	1:22.533	**(3)**	86.32	0.195	10:58:59.228
9 -	53.635	29.303	1:22.938		85.90	0.600	11:00:22.166
10 -	***53.012***	29.435	1:22.447	**(2)**	86.41	0.109	11:01:44.613

P16 57 Paul FISHER Kawasaki -

IDEAL LAP TIME : 1:22.460 BEST LAP TIME : 1:22.460 DIFFERENCE : 0.000

LAP	SECTOR 1	SECTOR 2	LAP TIME		MPH	DIFF	TIME OF DAY
1 -		29.219	1:28.985		80.06	6.525	10:49:12.281
2 -	54.017	30.009	1:24.026		84.79	1.566	10:50:36.307
3 -	55.239	29.755	1:24.994		83.82	2.534	10:52:01.301
4 -	54.942	30.180	1:25.122		83.69	2.662	10:53:26.423
5 -	54.242	29.752	1:23.994		84.82	1.534	10:54:50.417
6 -	54.245	29.446	1:23.691		85.13	1.231	10:56:14.108
7 -	54.710	29.426	1:24.136		84.68	1.676	10:57:38.244
8 -	53.966	29.114	1:23.080	**(3)**	85.75	0.620	10:59:01.324
9 -	53.960	28.885	1:22.845	**(2)**	85.99	0.385	11:00:24.169
10 -	***53.639***	***28.821***	***1:22.460***	**(1)**	***86.40***		***11:01:46.629***

P17 35 S Sam DIGBY-BAKER Kawasaki -

IDEAL LAP TIME : 1:22.280 BEST LAP TIME : 1:22.537 DIFFERENCE : 0.257

LAP	SECTOR 1	SECTOR 2	LAP TIME		MPH	DIFF	TIME OF DAY
1 -		30.340	1:33.154		76.48	10.617	10:49:16.450
2 -	53.624	29.812	1:23.436		85.39	0.899	10:50:39.886
3 -	54.606	***29.456***	1:24.062		84.75	1.525	10:52:03.948
4 -	54.247	30.575	1:24.822		83.99	2.285	10:53:28.770
5 -	54.049	29.837	1:23.886		84.93	1.349	10:54:52.656
6 -	***52.824***	29.713	***1:22.537***	**(1)**	***86.32***		***10:56:15.193***
7 -	53.700	30.148	1:23.848		84.97	1.311	10:57:39.041
8 -	53.493	29.539	1:23.032	**(3)**	85.80	0.495	10:59:02.073
9 -	53.115	29.538	1:22.653	**(2)**	86.19	0.116	11:00:24.726
10 -	53.558	29.810	1:23.368		85.46	0.831	11:01:48.094

Weather / Track : Bright / Dry

Donington Park National
Circuit Length = 1.9790 miles
Start: 10:47 Flag 11:00 End: 11:02

BMCRC - MRO Championships 2018 - Rnd 5 @ Donington Park

EDlasia Formula 400 inc Sub 64 & Rookies

RACE 5 - SECTOR ANALYSIS

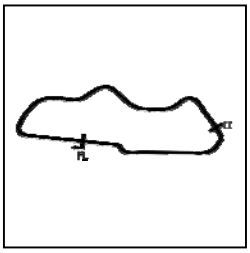

SECTOR 1 = FL to I1, SECTOR 2 = I1 to FL, DIFF = Difference To Personal Best Lap, P = Crossed Finish Line in Pit Lane, D = Time Disallowed

P18 84 S Gavin SCHOFIELD Honda -

IDEAL LAP TIME : 1:21.719 BEST LAP TIME : 1:21.719 DIFFERENCE : 0.000

LAP	SECTOR 1	SECTOR 2	LAP TIME	MPH	DIFF	TIME OF DAY
1 -		29.188	1:31.243	78.08	9.524	10:49:14.539
2 -	53.878	29.762	1:23.640	85.18	1.921	10:50:38.179
3 -	54.463	29.419	1:23.882	84.93	2.163	10:52:02.061
4 -	54.827	31.233	1:26.060	82.78	4.341	10:53:28.121
5 -	53.778	28.996	1:22.774 (3)	86.07	1.055	10:54:50.895
6 -	53.873	29.932	1:23.805	85.01	2.086	10:56:14.700
7 -	54.589	29.921	1:24.510	84.30	2.791	10:57:39.210
8 -	54.953	29.837	1:24.790	84.02	3.071	10:59:04.000
9 -	53.518	28.999	1:22.517 (2)	86.34	0.798	11:00:26.517
10 -	***53.110***	***28.609***	***1:21.719 (1)***	***87.18***		***11:01:48.236***

P19 26 Lydia THOMPSON Kawasaki - Flintstone Racing - David Simons Tuning

IDEAL LAP TIME : 1:24.046 BEST LAP TIME : 1:24.361 DIFFERENCE : 0.315

LAP	SECTOR 1	SECTOR 2	LAP TIME	MPH	DIFF	TIME OF DAY
1 -		29.987	1:33.915	75.86	9.554	10:49:17.211
2 -	55.712	29.988	1:25.700	83.13	1.339	10:50:42.911
3 -	55.835	29.519	1:25.354	83.47	0.993	10:52:08.265
4 -	55.304	29.468	1:24.772 (3)	84.04	0.411	10:53:33.037
5 -	55.462	***29.288***	1:24.750 (2)	84.06	0.389	10:54:57.787
6 -	55.400	29.973	1:25.373	83.45	1.012	10:56:23.160
7 -	55.061	30.024	1:25.085	83.73	0.724	10:57:48.245
8 -	55.394	29.452	1:24.846	83.97	0.485	10:59:13.091
9 -	55.499	29.358	1:24.857	83.96	0.496	11:00:37.948
10 -	***54.758***	29.603	***1:24.361 (1)***	***84.45***		***11:02:02.309***

P20 85 James ROBINSON Kawasaki - Claire Palastanga Ceramics

IDEAL LAP TIME : 1:22.266 BEST LAP TIME : 1:22.746 DIFFERENCE : 0.480

LAP	SECTOR 1	SECTOR 2	LAP TIME	MPH	DIFF	TIME OF DAY
1 -		29.410	1:31.665	77.72	8.919	10:49:14.961
2 -	54.558	29.655	1:24.213	84.60	1.467	10:50:39.174
3 -	53.838	29.417	1:23.255	85.57	0.509	10:52:02.429
4 -	54.387	32.066	1:26.453	82.41	3.707	10:53:28.882
5 -	53.844	29.379	1:23.223 (3)	85.60	0.477	10:54:52.105
6 -	1:05.603	31.326	1:36.929	73.50	14.183	10:56:29.034
7 -	53.432	29.858	1:23.290	85.54	0.544	10:57:52.324
8 -	***53.105***	29.641	***1:22.746 (1)***	***86.10***		***10:59:15.070***
9 -	53.962	***29.161***	1:23.123 (2)	85.71	0.377	11:00:38.193
10 -	54.155	30.295	1:24.450	84.36	1.704	11:02:02.643

P21 44 James BUCKETT Kawasaki - JB Racing

IDEAL LAP TIME : 1:25.653 BEST LAP TIME : 1:25.844 DIFFERENCE : 0.191

LAP	SECTOR 1	SECTOR 2	LAP TIME	MPH	DIFF	TIME OF DAY
1 -		***29.885***	1:32.542	76.98	6.698	10:49:15.838
2 -	56.950	30.355	1:27.305	81.60	1.461	10:50:43.143
3 -	57.402	30.141	1:27.543	81.38	1.699	10:52:10.686
4 -	56.707	30.124	1:26.831	82.05	0.987	10:53:37.517
5 -	56.291	30.187	1:26.478	82.38	0.634	10:55:03.995
6 -	56.784	30.272	1:27.056	81.83	1.212	10:56:31.051
7 -	56.155	30.103	1:26.258 (2)	82.59	0.414	10:57:57.309
8 -	***55.768***	30.076	***1:25.844 (1)***	***82.99***		***10:59:23.153***
9 -	56.086	30.258	1:26.344 (3)	82.51	0.500	11:00:49.497

P22 20 R Connor SWYER Kawasaki - owkay clothing & EBC brakes

IDEAL LAP TIME : 1:25.144 BEST LAP TIME : 1:25.474 DIFFERENCE : 0.330

LAP	SECTOR 1	SECTOR 2	LAP TIME	MPH	DIFF	TIME OF DAY
1 -		31.208	1:34.214	75.62	8.740	10:49:17.510

Weather / Track : Bright / Dry

Donington Park National
Circuit Length = 1.9790 miles
Start: 10:47 Flag 11:00 End: 11:02

BMCRC - MRO Championships 2018 - Rnd 5 @ Donington Park

EDlasia Formula 400 inc Sub 64 & Rookies

RACE 5 - SECTOR ANALYSIS

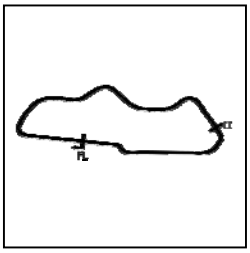

SECTOR 1 = FL to I1, SECTOR 2 = I1 to FL, DIFF = Difference To Personal Best Lap, P = Crossed Finish Line in Pit Lane, D = Time Disallowed

2 -	55.997	30.737	1:26.734		82.14	1.260	10:50:44.244
3 -	57.684	30.819	1:28.503		80.50	3.029	10:52:12.747
4 -	57.256	30.434	1:27.690		81.24	2.216	10:53:40.437
5 -	***55.098***	30.567	1:25.665	**(2)**	83.16	0.191	10:55:06.102
6 -	55.841	30.418	1:26.259		82.59	0.785	10:56:32.361
7 -	55.632	30.587	1:26.219		82.63	0.745	10:57:58.580
8 -	55.428	***30.046***	***1:25.474***	**(1)**	***83.35***		***10:59:24.054***
9 -	55.713	30.240	1:25.953	**(3)**	82.88	0.479	11:00:50.007

P23 186 Steve RICHARDS Kawasaki - Sutton Coachworks

IDEAL LAP TIME : 1:25.700 BEST LAP TIME : 1:26.073 DIFFERENCE : 0.373

LAP	SECTOR 1	SECTOR 2	LAP TIME		MPH	DIFF	TIME OF DAY
1 -		30.641	1:35.048		74.95	8.975	10:49:18.344
2 -	56.304	30.305	1:26.609		82.26	0.536	10:50:44.953
3 -	56.896	***29.990***	1:26.886		81.99	0.813	10:52:11.839
4 -	55.934	30.298	1:26.232	**(3)**	82.62	0.159	10:53:38.071
5 -	56.038	30.532	1:26.570		82.29	0.497	10:55:04.641
6 -	56.223	30.584	1:26.807		82.07	0.734	10:56:31.448
7 -	56.077	29.996	***1:26.073***	**(1)**	***82.77***		***10:57:57.521***
8 -	56.206	30.444	1:26.650		82.22	0.577	10:59:24.171
9 -	***55.710***	30.394	1:26.104	**(2)**	82.74	0.031	11:00:50.275

P24 36 Mathew COLE Kawasaki - Hampshire Hypnotherapy

IDEAL LAP TIME : 1:25.329 BEST LAP TIME : 1:25.656 DIFFERENCE : 0.327

LAP	SECTOR 1	SECTOR 2	LAP TIME		MPH	DIFF	TIME OF DAY
1 -		31.160	1:34.586		75.32	8.930	10:49:17.882
2 -	56.548	30.155	1:26.703		82.17	1.047	10:50:44.585
3 -	57.704	30.545	1:28.249		80.73	2.593	10:52:12.834
4 -	56.305	***29.862***	1:26.167		82.68	0.511	10:53:39.001
5 -	55.568	30.324	1:25.892	**(2)**	82.94	0.236	10:55:04.893
6 -	56.274	30.497	1:26.771		82.10	1.115	10:56:31.664
7 -	56.137	31.162	1:27.299		81.61	1.643	10:57:58.963
8 -	***55.467***	30.189	***1:25.656***	**(1)**	***83.17***		***10:59:24.619***
9 -	55.896	30.179	1:26.075	**(3)**	82.77	0.419	11:00:50.694

P25 9 S Karl COONEY Kawasaki -

IDEAL LAP TIME : 1:25.363 BEST LAP TIME : 1:25.363 DIFFERENCE : 0.000

LAP	SECTOR 1	SECTOR 2	LAP TIME		MPH	DIFF	TIME OF DAY
1 -		30.994	1:36.822		73.58	11.459	10:49:20.118
2 -	55.909	30.449	1:26.358		82.50	0.995	10:50:46.476
3 -	56.096	30.864	1:26.960		81.93	1.597	10:52:13.436
4 -	55.054	30.627	1:25.681	**(2)**	83.15	0.318	10:53:39.117
5 -	55.944	31.299	1:27.243		81.66	1.880	10:55:06.360
6 -	55.674	30.865	1:26.539		82.32	1.176	10:56:32.899
7 -	55.524	30.729	1:26.253	**(3)**	82.60	0.890	10:57:59.152
8 -	***55.004***	***30.359***	***1:25.363***	**(1)**	***83.46***		***10:59:24.515***
9 -	55.757	30.507	1:26.264		82.59	0.901	11:00:50.779

P26 117 S Jordan HARRIS Kawasaki -

IDEAL LAP TIME : 1:25.692 BEST LAP TIME : 1:25.708 DIFFERENCE : 0.016

LAP	SECTOR 1	SECTOR 2	LAP TIME		MPH	DIFF	TIME OF DAY
1 -		32.083	1:38.861		72.06	13.153	10:49:22.157
2 -	58.579	31.565	1:30.144		79.03	4.436	10:50:52.301
3 -	58.368	31.368	1:29.736		79.39	4.028	10:52:22.037
4 -	57.942	30.783	1:28.725		80.30	3.017	10:53:50.762
5 -	56.988	30.366	1:27.354		81.56	1.646	10:55:18.116
6 -	56.553	30.727	1:27.280	**(3)**	81.62	1.572	10:56:45.396
7 -	57.463	30.208	1:27.671		81.26	1.963	10:58:13.067
8 -	***55.816***	31.307	1:27.123	**(2)**	81.77	1.415	10:59:40.190
9 -	55.832	***29.876***	***1:25.708***	**(1)**	***83.12***		***11:01:05.898***

Weather / Track : Bright / Dry

Donington Park National
Circuit Length = 1.9790 miles
Start: 10:47 Flag 11:00 End: 11:02

BMCRC - MRO Championships 2018 - Rnd 5 @ Donington Park

EDlasia Formula 400 inc Sub 64 & Rookies

RACE 5 - SECTOR ANALYSIS

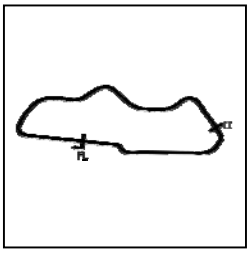

SECTOR 1 = FL to I1, SECTOR 2 = I1 to FL, DIFF = Difference To Personal Best Lap, P = Crossed Finish Line in Pit Lane, D = Time Disallowed

P27 30 R/S Luke DOIG Kawasaki -

IDEAL LAP TIME : 1:26.455 BEST LAP TIME : 1:26.790 DIFFERENCE : 0.335

LAP	SECTOR 1	SECTOR 2	LAP TIME	MPH	DIFF	TIME OF DAY
1 -		31.693	1:39.068	71.91	12.278	10:49:22.364
2 -	57.387	31.099	1:28.486	80.51	1.696	10:50:50.850
3 -	57.514	31.252	1:28.766	80.26	1.976	10:52:19.616
4 -	57.261	31.216	1:28.477	80.52	1.687	10:53:48.093
5 -	57.182	31.111	1:28.293	80.69	1.503	10:55:16.386
6 -	56.596	31.411	1:28.007 (3)	80.95	1.217	10:56:44.393
7 -	57.069	31.349	1:28.418	80.57	1.628	10:58:12.811
8 -	56.317	***30.473***	***1:26.790 (1)***	***82.09***		***10:59:39.601***
9 -	***55.982***	30.878	1:26.860 (2)	82.02	0.070	11:01:06.461

P28 797 R/S James BLYTH Honda - Terra97

IDEAL LAP TIME : 1:27.085 BEST LAP TIME : 1:27.113 DIFFERENCE : 0.028

LAP	SECTOR 1	SECTOR 2	LAP TIME	MPH	DIFF	TIME OF DAY
1 -		32.364	1:39.844	71.35	12.731	10:49:23.140
2 -	58.185	31.443	1:29.628	79.49	2.515	10:50:52.768
3 -	57.617	31.252	1:28.869	80.17	1.756	10:52:21.637
4 -	57.105	31.316	1:28.421	80.57	1.308	10:53:50.058
5 -	57.111	31.087	1:28.198	80.78	1.085	10:55:18.256
6 -	56.868	30.958	1:27.826 (3)	81.12	0.713	10:56:46.082
7 -	57.158	31.044	1:28.202	80.77	1.089	10:58:14.284
8 -	56.354	***30.759***	***1:27.113 (1)***	***81.78***		***10:59:41.397***
9 -	***56.326***	31.003	1:27.329 (2)	81.58	0.216	11:01:08.726

P29 56 R Kallam SWYER Kawasaki - Poole tyres & not centre

IDEAL LAP TIME : 1:29.584 BEST LAP TIME : 1:29.751 DIFFERENCE : 0.167

LAP	SECTOR 1	SECTOR 2	LAP TIME	MPH	DIFF	TIME OF DAY
1 -		32.522	1:40.359	70.99	10.608	10:49:23.655
2 -	***58.657***	31.094	***1:29.751 (1)***	***79.38***		***10:50:53.406***
3 -	58.814	31.448	1:30.262 (2)	78.93	0.511	10:52:23.668
4 -	59.553	31.099	1:30.652	78.59	0.901	10:53:54.320
5 -	59.651	31.881	1:31.532	77.83	1.781	10:55:25.852
6 -	59.375	***30.927***	1:30.302 (3)	78.89	0.551	10:56:56.154
7 -	1:00.222	31.227	1:31.449	77.90	1.698	10:58:27.603
8 -	59.672	31.878	1:31.550	77.82	1.799	10:59:59.153
9 -	59.700	31.423	1:31.123	78.18	1.372	11:01:30.276

P30 40 R/S Jonathan DINSMORE Honda - RJs Car Restorations / PRO Hire

IDEAL LAP TIME : 1:27.806 BEST LAP TIME : 1:27.806 DIFFERENCE : 0.000

LAP	SECTOR 1	SECTOR 2	LAP TIME	MPH	DIFF	TIME OF DAY
1 -		32.107	1:40.298	71.03	12.492	10:49:23.594
2 -	59.344	32.086	1:31.430	77.92	3.624	10:50:55.024
3 -	59.382	31.839	1:31.221	78.10	3.415	10:52:26.245
4 -	58.566	31.630	1:30.196	78.99	2.390	10:53:56.441
5 -	58.179	31.901	1:30.080 (3)	79.09	2.274	10:55:26.521
6 -	1:02.616	31.881	1:34.497	75.39	6.691	10:57:01.018
7 -	58.134	31.256	1:29.390 (2)	79.70	1.584	10:58:30.408
8 -	58.657	34.057	1:32.714	76.84	4.908	11:00:03.122
9 -	***57.304***	***30.502***	***1:27.806 (1)***	***81.14***		***11:01:30.928***

P31 55 Nick COOPER Aprilia - Skint Racing-Wemoto.com/Mr Spotch Gardening Servic

IDEAL LAP TIME : 1:27.218 BEST LAP TIME : 1:27.041 DIFFERENCE : -0.177

LAP	SECTOR 1	SECTOR 2	LAP TIME	MPH	DIFF	TIME OF DAY
1 -		30.756	1:36.133	74.11	9.092	10:49:19.429
2 -	56.633	31.275	1:27.908	81.04	0.867	10:50:47.337
3 -	56.705	***30.710***	1:27.415	81.50	0.374	10:52:14.752
4 -			***1:27.041 (1)***	***81.85***		***10:53:41.793***

Weather / Track : Bright / Dry

Donington Park National
Circuit Length = 1.9790 miles
Start: 10:47 Flag 11:00 End: 11:02

BMCRC - MRO Championships 2018 - Rnd 5 @ Donington Park

EDlasia Formula 400 inc Sub 64 & Rookies

RACE 5 - SECTOR ANALYSIS

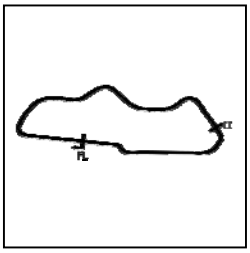

SECTOR 1 = FL to I1, SECTOR 2 = I1 to FL, DIFF = Difference To Personal Best Lap, P = Crossed Finish Line in Pit Lane, D = Time Disallowed

5 -			1:27.155	(2)	81.74	0.114	10:55:08.948
6 -	56.640	30.728	1:27.368	(3)	81.54	0.327	10:56:36.316
7 -	***56.508***	30.877	1:27.385		81.53	0.344	10:58:03.701
8 -			1:27.810		81.13	0.769	10:59:31.511
9 -			2:13.463		53.38	46.422	11:01:44.974

P32 17 S Andrew POCOCK Honda -

IDEAL LAP TIME : 1:35.051 BEST LAP TIME : 1:35.051 DIFFERENCE : 0.000

LAP	SECTOR 1	SECTOR 2	LAP TIME		MPH	DIFF	TIME OF DAY
1 -		33.548	1:43.345		68.94	8.294	10:49:26.641
2 -	1:03.630	34.437	1:38.067		72.65	3.016	10:51:04.708
3 -	1:03.261	33.987	1:37.248		73.26	2.197	10:52:41.956
4 -	1:02.378	33.892	1:36.270	(3)	74.00	1.219	10:54:18.226
5 -	1:03.124	33.437	1:36.561		73.78	1.510	10:55:54.787
6 -	1:03.140	33.654	1:36.794		73.60	1.743	10:57:31.581
7 -	1:02.671	33.675	1:36.346		73.94	1.295	10:59:07.927
8 -	1:02.328	33.370	1:35.698	(2)	74.44	0.647	11:00:43.625
9 -	***1:01.685***	***33.366***	***1:35.051***	**(1)**	***74.95***		***11:02:18.676***

P33 52 Gary JARMAN Kawasaki - G & S Motorcycle tyres

IDEAL LAP TIME : 1:26.015 BEST LAP TIME : 1:26.106 DIFFERENCE : 0.091

LAP	SECTOR 1	SECTOR 2	LAP TIME		MPH	DIFF	TIME OF DAY
1 -		34.712	3:33.681		33.34	2:07.575	10:51:16.977
2 -	59.239	31.510	1:30.749		78.50	4.643	10:52:47.726
3 -	57.609	31.534	1:29.143		79.92	3.037	10:54:16.869
4 -	56.801	30.982	1:27.783		81.16	1.677	10:55:44.652
5 -	57.807	30.769	1:28.576		80.43	2.470	10:57:13.228
6 -	***55.581***	30.525	***1:26.106***	**(1)**	***82.74***		***10:58:39.334***
7 -	56.784	***30.434***	1:27.218	(3)	81.68	1.112	11:00:06.552
8 -	55.850	31.103	1:26.953	(2)	81.93	0.847	11:01:33.505

P34 100 R/S Jonathan ALLUM Honda - LittleJonnys Catering

IDEAL LAP TIME : 1:22.855 BEST LAP TIME : 1:28.113 DIFFERENCE : 5.258

LAP	SECTOR 1	SECTOR 2	LAP TIME		MPH	DIFF	TIME OF DAY
1 -		***29.239***	1:28.166		80.80	0.053	10:49:11.462
2 -	***53.616***	34.497	***1:28.113***	**(1)**	***80.85***		***10:50:39.575***

P35 999 R/S Jim DALTON Kawasaki - Mick Dale

IDEAL LAP TIME : 1:40.426 BEST LAP TIME : DIFFERENCE :

LAP	SECTOR 1	SECTOR 2	LAP TIME		MPH	DIFF	TIME OF DAY
1 -		***32.173***	1:40.978		70.55		10:49:24.274
2 -	***1:08.253***	IN PIT	1:51.268	**P**	64.03		10:51:15.542

P36 110 R/S Michael LANGLANDS Kawasaki - Rafmsa

IDEAL LAP TIME : BEST LAP TIME : DIFFERENCE :

LAP	SECTOR 1	SECTOR 2	LAP TIME		MPH	DIFF	TIME OF DAY
1 -		***31.042***	1:38.258		72.50		10:49:21.554

Weather / Track : Bright / Dry

Donington Park National
Circuit Length = 1.9790 miles
Start: 10:47 Flag 11:00 End: 11:02

BMCRC - MRO Championships 2018 - Rnd 5 @ Donington Park

EDlasia Formula 400 inc Sub 64 & Rookies

RACE 5 - BEST SECTORS

SECTOR 1				SECTOR 2				IDEAL / BEST COMPARISON					
POS	NO	NAME	TIME	NO	NAME	TIME	POS	NO	NAME	IDEAL	BEST	DIFF
									PERFECT LAP	1:16.789		
1	2	GILL	**49.782**	2	GILL	**27.007**	1	2	GILL	1:16.789	1:16.789	0.000
2	3	HENNING	**49.967**	3	HENNING	**27.179**	2	3	HENNING	1:17.146	1:17.291	0.145
3	43	TAYLOR	**50.076**	43	TAYLOR	**27.408**	3	43	TAYLOR	1:17.484	1:17.905	0.421
4	86	SCOTT	**51.116**	86	SCOTT	**27.750**	4	86	SCOTT	1:18.866	1:18.866	0.000
5	63	FOWLE	**51.124**	63	FOWLE	**27.914**	5	63	FOWLE	1:19.038	1:19.252	0.214
6	38	WOOD	**51.243**	38	WOOD	**28.111**	6	38	WOOD	1:19.354	1:19.408	0.054
7	90	RAPA	**51.794**	45	THOMPSON	**28.234**	7	45	THOMPSON	1:20.037	1:20.238	0.201
8	45	THOMPSON	**51.803**	16	WILKINS	**28.441**	8	90	RAPA	1:20.297	1:20.493	0.196
9	16	WILKINS	**52.322**	22	HARVIEK	**28.456**	9	16	WILKINS	1:20.763	1:20.954	0.191
10	23	EVANS	**52.367**	60	CROKER	**28.457**	10	22	HARVIEK	1:20.833	1:21.261	0.428
11	22	HARVIEK	**52.377**	90	RAPA	**28.503**	11	23	EVANS	1:20.912	1:21.139	0.227
12	27	McCORMACK	**52.459**	23	EVANS	**28.545**	12	27	McCORMACK	1:21.281	1:21.916	0.635
13	35	DIGBY-BAKER	**52.824**	84	SCHOFIELD	**28.609**	13	60	CROKER	1:21.469	1:22.338	0.869
14	93	GILLMAN	**52.931**	57	FISHER	**28.821**	14	84	SCHOFIELD	1:21.719	1:21.719	0.000
15	60	CROKER	**53.012**	27	McCORMACK	**28.822**	15	85	ROBINSON	1:22.266	1:22.746	0.480
16	85	ROBINSON	**53.105**	19	SEATH	**29.051**	16	35	DIGBY-BAKER	1:22.280	1:22.537	0.257
17	84	SCHOFIELD	**53.110**	85	ROBINSON	**29.161**	17	93	GILLMAN	1:22.345	1:22.929	0.584
18	19	SEATH	**53.319**	100	ALLUM	**29.239**	18	19	SEATH	1:22.370	1:22.516	0.146
19	100	ALLUM	**53.616**	26	THOMPSON	**29.288**	19	57	FISHER	1:22.460	1:22.460	0.000
20	57	FISHER	**53.639**	93	GILLMAN	**29.414**	20	100	ALLUM	1:22.855	1:28.113	5.258
21	26	THOMPSON	**54.758**	35	DIGBY-BAKER	**29.456**	21	26	THOMPSON	1:24.046	1:24.361	0.315
22	9	COONEY	**55.004**	36	COLE	**29.862**	22	20	SWYER	1:25.144	1:25.474	0.330
23	20	SWYER	**55.098**	117	HARRIS	**29.876**	23	36	COLE	1:25.329	1:25.656	0.327
24	36	COLE	**55.467**	44	BUCKETT	**29.885**	24	9	COONEY	1:25.363	1:25.363	0.000
25	52	JARMAN	**55.581**	186	RICHARDS	**29.990**	25	44	BUCKETT	1:25.653	1:25.844	0.191
26	186	RICHARDS	**55.710**	20	SWYER	**30.046**	26	117	HARRIS	1:25.692	1:25.708	0.016
27	44	BUCKETT	**55.768**	9	COONEY	**30.359**	27	186	RICHARDS	1:25.700	1:26.073	0.373
28	117	HARRIS	**55.816**	52	JARMAN	**30.434**	28	52	JARMAN	1:26.015	1:26.106	0.091
29	30	DOIG	**55.982**	30	DOIG	**30.473**	29	30	DOIG	1:26.455	1:26.790	0.335
30	797	BLYTH	**56.326**	40	DINSMORE	**30.502**	30	797	BLYTH	1:27.085	1:27.113	0.028
31	55	COOPER	**56.508**	55	COOPER	**30.710**	31	55	COOPER	1:27.218	1:27.041	-0.177
32	40	DINSMORE	**57.304**	797	BLYTH	**30.759**	32	40	DINSMORE	1:27.806	1:27.806	0.000
33	56	SWYER	**58.657**	56	SWYER	**30.927**	33	56	SWYER	1:29.584	1:29.751	0.167
34	17	POCOCK	**1:01.685**	110	LANGLANDS	**31.042**	34	17	POCOCK	1:35.051	1:35.051	0.000
35	999	DALTON	**1:08.253**	999	DALTON	**32.173**	35	999	DALTON	1:40.426		
36				17	POCOCK	**33.366**	36	110	LANGLANDS			

Weather / Track : Bright / Dry

Donington Park National
Circuit Length = 1.9790 miles
Start: 10:47 Flag 11:00 End: 11:02

Results can be found at www.tsl-timing.com

Printed - 11:03 Sunday, 17 June 2018

BMCRC - MRO Championships 2018 - Rnd 5 @ Donington Park

EDIasia Formula 400 inc Sub 64 & Rookies

RACE 16 - GRID (10 Laps)

ROW 13	39	78 Keith POVAH		38	10 Justin ARBON		37	33 Carl JOHNSTONE
ROW 12	36	110 Michael LANGLANDS		35	999 Jim DALTON	1:35.051	34	17 Andrew POCOCK
ROW 11	33	56 Kallam SWYER	1:29.751	32	100 Jonathan ALLUM	1:28.113	31	40 Jonathan DINSMORE
ROW 10	30	797 James BLYTH	1:27.113	29	55 Nick COOPER	1:27.041	28	30 Luke DOIG
ROW 9	27	52 Gary JARMAN	1:26.106	26	186 Steve RICHARDS	1:26.073	25	44 James BUCKETT
ROW 8	24	117 Jordan HARRIS	1:25.708	23	36 Mathew COLE	1:25.656	22	20 Connor SWYER
ROW 7	21	9 Karl COONEY	1:25.363	20	26 Lydia THOMPSON	1:24.361	19	93 William GILLMAN
ROW 6	18	85 James ROBINSON	1:22.746	17	35 Sam DIGBY-BAKER	1:22.537	16	19 James SEATH
ROW 5	15	57 Paul FISHER	1:22.460	14	60 Eddie CROKER	1:22.338	13	27 Justin McCORMACK
ROW 4	12	84 Gavin SCHOFIELD	1:21.719	11	22 Dave HARVIEK	1:21.261	10	23 Tham EVANS
ROW 3	9	16 Andrew WILKINS	1:20.954	8	90 Steve RAPA	1:20.493	7	45 Mark THOMPSON
ROW 2	6	38 Hayden WOOD	1:19.408	5	63 Harry FOWLE	1:19.252	4	86 Mathew SCOTT
ROW 1	3	43 Mark TAYLOR	1:17.905	2	3 Gary HENNING	1:17.291	1	2 Andrew GILL

1:18.866 1:16.789

Pole

Donington Park National
Circuit Length = 1.9790 miles

These results are provisional until the conclusion of any judicial and technical matters.

Clerk Of Course :		Timekeeper :

Results can be found at www.tsl-timing.com

Printed - 11:08 Sunday, 17 June 2018

BMCRC - MRO Championships 2018 - Rnd 5 @ Donington Park

EDIasia Formula 400 inc Sub 64 & Rookies

RACE 16 - CLASSIFICATION

POS	NO	CL	PIC	NAME	ENTRY	LAPS	TIME	GAP	DIFF	MPH	BEST	ON
1	**3**		1	Gary HENNING	Kawasaki - SGT motorcycles	**8**	10:28.236			90.50	**1:17.524**	6
2	**2**		2	Andrew GILL	Kawasaki - RMKD Racing	**8**	10:28.570	**0.334**	0.334	90.46	**1:17.443**	6
3	**43**		3	Mark TAYLOR	Kawasaki - Longhove Contracts	**8**	10:29.780	**1.544**	1.210	90.28	**1:17.539**	6
4	**86**		4	Mathew SCOTT	Kawasaki -	**8**	10:39.623	**11.387**	9.843	88.89	**1:18.976**	7
5	**45**		5	Mark THOMPSON	Kawasaki - Flintstone Tyres / David Simon Tuning	**8**	10:39.833	**11.597**	0.210	88.86	**1:18.774**	3
6	**63**	S	1	Harry FOWLE	Kawasaki - Team ELP A.Fowle Joinery	**8**	10:41.849	**13.613**	2.016	88.58	**1:18.840**	7
7	**38**	S	2	Hayden WOOD	Kawasaki -	**8**	10:42.733	**14.497**	0.884	88.46	**1:19.057**	7
8	**90**	S	3	Steve RAPA	Honda - David Simon Tuning	**8**	11:02.601	**34.365**	19.868	85.81	**1:21.866**	7
9	**22**		6	Dave HARVIEK	Kawasaki - HRC & Fatty's Cake Shop	**8**	11:03.055	**34.819**	0.454	85.75	**1:21.854**	7
10	**23**	S	4	Tham EVANS	Honda - Vanilla Electronics / GF racing	**8**	11:03.174	**34.938**	0.119	85.74	**1:21.711**	7
11	**93**		7	William GILLMAN	Kawaski -	**8**	11:14.474	**46.238**	11.300	84.30	**1:22.854**	2
12	**85**		8	James ROBINSON	Kawasaki - Claire Palastanga Ceramics	**8**	11:14.745	**46.509**	0.271	84.26	**1:22.335**	4
13	**27**	S	5	Justin McCORMACK	Kawasaki - JMR	**8**	11:15.144	**46.908**	0.399	84.22	**1:22.087**	8
14	**84**	S	6	Gavin SCHOFIELD	Honda -	**8**	11:19.384	**51.148**	4.240	83.69	**1:22.750**	3
15	**19**	R	1	James SEATH	Kawasaki - Ovenden	**8**	11:20.655	**52.419**	1.271	83.53	**1:22.750**	6
16	**35**	S	7	Sam DIGBY-BAKER	Kawasaki -	**8**	11:21.703	**53.467**	1.048	83.40	**1:23.466**	4
17	**26**		9	Lydia THOMPSON	Kawasaki - Flintstone Racing - David Simons Tuning	**8**	11:32.639	**1:04.403**	10.936	82.09	**1:22.804**	8
18	**20**	R	2	Connor SWYER	Kawasaki - owkay clothing & EBC brakes	**8**	11:39.422	**1:11.186**	6.783	81.29	**1:25.420**	2
19	**117**	S	8	Jordan HARRIS	Kawasaki -	**8**	11:45.182	**1:16.946**	5.760	80.63	**1:26.306**	6
20	**36**		10	Mathew COLE	Kawasaki - Hampshire Hypnotherapy	**8**	11:45.571	**1:17.335**	0.389	80.58	**1:25.976**	4
21	**52**		11	Gary JARMAN	Kawasaki - G & S Motorcycle tyres	**8**	11:46.156	**1:17.920**	0.585	80.52	**1:25.389**	7
22	**40**	R/S	1	Jonathan DINSMORE	Honda - RJs Car Restorations / PRO Hire	**7**	10:32.609	**1 Lap**	1 Lap	78.62	**1:27.696**	7
23	**9**	S	9	Karl COONEY	Kawasaki -	**7**	10:34.081	**1 Lap**	1.472	78.43	**1:28.879**	2
24	**797**	R/S	2	James BLYTH	Honda - Terra97	**7**	10:42.143	**1 Lap**	8.062	77.45	**1:30.247**	5
25	**56**	R	3	Kallam SWYER	Kawasaki - Poole tyres & not centre	**7**	10:43.754	**1 Lap**	1.611	77.25	**1:29.954**	5
26	**999**	R/S	3	Jim DALTON	Kawasaki - Mick Dale	**7**	10:51.503	**1 Lap**	7.749	76.34	**1:31.139**	6
27	**17**	S	10	Andrew POCOCK	Honda -	**7**	11:18.300	**1 Lap**	26.797	73.32	**1:34.934**	7
					NOT CLASSIFIED							
DNF	**57**			Paul FISHER	Kawasaki -	**7**	9:59.240	**1 Lap**		82.99	**1:22.103**	6

FASTEST LAP

2		Andrew GILL	Kawasaki - RMKD Racing	**6**	1:17.443	91.99 mph	148.05 kph
63	S	Harry FOWLE	Kawasaki - Team ELP A.Fowle Joinery	**7**	1:18.840	90.36 mph	145.43 kph
19	R	James SEATH	Kawasaki - Ovenden	**6**	1:22.750	86.09 mph	138.56 kph
40	R/S	Jonathan DINSMORE	Honda - RJs Car Restorations / PRO Hire	**7**	1:27.696	81.24 mph	130.74 kph

Class - 92.5% of Race Speed = 83.71 mph
Class S - 92.5% of Race Speed = 81.93 mph
Class R - 92.5% of Race Speed = 77.26 mph
Class R/S - 92.5% of Race Speed = 72.72 mph

Donington Park National
Circuit Length = 1.9790 miles
Start: 15:40 Flag 15:51 End: 15:52

Weather / Track : Bright / Dry
These results are provisional until the conclusion of any judicial and technical matters.

Clerk Of Course :		Timekeeper :

Results can be found at www.tsl-timing.com

Printed - 15:52 Sunday, 17 June 2018

BMCRC - MRO Championships 2018 - Rnd 5 @ Donington Park

EDlasia Formula 400 inc Sub 64 & Rookies

RACE 16 - LAP CHART

LAP 1 @ 15:41:54.098

NO	BEHIND	LAP TIME
3		1:21.678
43	0.463	1:22.141
2	0.658	1:22.336
86	1.566	1:23.244
38	2.091	1:23.769
63	3.130	1:24.808
45	3.698	1:25.376
90	4.683	1:26.361
22	4.937	1:26.615
23	6.178	1:27.856
93	7.492	1:29.170
27	8.231	1:29.909
57	8.765	1:30.443
19	9.482	1:31.160
85	9.775	1:31.453
35	10.663	1:32.341
84	11.275	1:32.953
20	11.995	1:33.673
9	13.374	1:35.052
117	14.154	1:35.832
52	14.334	1:36.012
36	14.407	1:36.085
26	15.654	1:37.332
797	15.899	1:37.577
40	17.071	1:38.749
56	17.557	1:39.235
999	19.371	1:41.049
17	21.814	1:43.492

LAP 2 @ 15:43:11.974

NO	BEHIND	LAP TIME
3		1:17.876
2	0.339	1:17.557
43	0.722	1:18.135
86	2.956	1:19.266
38	4.634	1:20.419
45	5.370	1:19.548
63	5.511	1:20.257
90	8.709	1:21.902
22	9.347	1:22.286
23	10.576	1:22.274
93	12.470	1:22.854
27	13.799	1:23.444
57	13.952	1:23.063
85	14.732	1:22.833
19	16.313	1:24.707
84	17.413	1:24.014
35	18.097	1:25.310
20	19.539	1:25.420
9	24.377	1:28.879
117	24.530	1:28.252
36	25.853	1:29.322
52	25.936	1:29.478
26	26.015	1:28.237
797	28.763	1:30.740
40	28.963	1:29.768
56	31.911	1:32.230
999	33.466	1:31.971
17	39.401	1:35.463

LAP 3 @ 15:44:29.992

NO	BEHIND	LAP TIME
3		1:18.018
2	0.285	1:17.964
43	0.542	1:17.838
86	4.450	1:19.512
45	6.126	1:18.774
38	6.446	1:19.830
63	6.913	1:19.420
90	13.819	1:23.128
22	14.215	1:22.886
23	14.528	1:21.970
93	17.524	1:23.072
57	18.341	1:22.407
85	19.087	1:22.373
27	19.352	1:23.571
19	21.195	1:22.900
84	22.145	1:22.750
35	24.024	1:23.945
20	27.361	1:25.840
117	33.985	1:27.473
26	34.393	1:26.396
9	35.773	1:29.414
36	35.791	1:27.956
52	36.572	1:28.654
797	41.353	1:30.608
40	41.536	1:30.591
56	45.213	1:31.320
999	47.072	1:31.624
17	57.069	1:35.686

LAP 4 @ 15:45:48.287

NO	BEHIND	LAP TIME
2		1:18.010
3	0.213	1:18.508
43	0.704	1:18.457
86	5.875	1:19.720
45	6.682	1:18.851
63	7.894	1:19.276
38	8.045	1:19.894
90	18.040	1:22.516
22	18.352	1:22.432
23	18.513	1:22.280
93	22.849	1:23.620
85	23.127	1:22.335
57	23.237	1:23.191
27	23.780	1:22.723
19	25.968	1:23.068
84	27.220	1:23.370
35	29.195	1:23.466
20	34.679	1:25.613
26	42.584	1:26.486
117	42.908	1:27.218
36	43.472	1:25.976
52	46.896	1:28.619
9	47.749	1:30.271
40	53.344	1:30.103
797	54.489	1:31.431
56	57.569	1:30.651
999	1:00.697	1:31.920
17	1:15.405	1:36.631

LAP 5 @ 15:47:05.821

NO	BEHIND	LAP TIME
2		1:17.534
3	0.683	1:18.004
43	1.273	1:18.103
86	7.947	1:19.606
45	8.364	1:19.216
38	9.638	1:19.127
63	9.889	1:19.529
90	22.686	1:22.180
22	23.076	1:22.258
23	23.459	1:22.480
85	28.275	1:22.682
57	29.526	1:23.823
93	29.687	1:24.372
27	29.775	1:23.529
19	31.196	1:22.762
84	32.547	1:22.861
35	35.333	1:23.672
20	44.126	1:26.981
26	49.075	1:24.025
36	51.931	1:25.993
117	52.375	1:27.001
52	55.640	1:26.278
9	59.784	1:29.569
40	1:03.765	1:27.955
797	1:07.202	1:30.247
56	1:09.989	1:29.954
999	1:14.419	1:31.256

LAP 6 @ 15:48:23.264

NO	BEHIND	LAP TIME
2		1:17.443
3	0.764	1:17.524
43	1.369	1:17.539
86	10.338	1:19.834
45	10.624	1:19.703
38	11.878	1:19.683
63	12.489	1:20.043
17	1 Lap	1:36.282
22	27.674	1:22.041
90	27.833	1:22.590
23	28.141	1:22.125
85	34.171	1:23.339
57	34.186	1:22.103
93	36.056	1:23.812
27	36.056	1:23.724
19	36.503	1:22.750
84	38.348	1:23.244
35	41.982	1:24.092
20	53.248	1:26.565
26	55.567	1:23.935
36	1:01.025	1:26.537
117	1:01.238	1:26.306
52	1:03.770	1:25.573
9	1:11.867	1:29.526
40	1:14.069	1:27.747

LAP 7 @ 15:49:42.428

NO	BEHIND	LAP TIME
3		1:18.400
2	0.890	1:20.054
43	1.055	1:18.850
797	1 Lap	1:30.782
56	1 Lap	1:30.396
999	1 Lap	1:31.139
86	10.150	1:18.976
45	10.387	1:18.927
38	11.771	1:19.057
63	12.165	1:18.840
22	30.364	1:21.854
90	30.535	1:21.866
23	30.688	1:21.711
17	1 Lap	1:35.812
85	41.042	1:26.035
93	41.277	1:24.385
27	43.049	1:26.157
19	45.147	1:27.808
84	45.268	1:26.084
35	48.064	1:25.246
57	49.232	1:34.210 P
26	59.827	1:23.424
20	1:02.685	1:28.601
117	1:08.496	1:26.422
36	1:09.028	1:27.167
52	1:09.995	1:25.389

LAP 8 @ 15:51:00.656

NO	BEHIND	LAP TIME
3		1:18.228
2	0.334	1:17.672
43	1.544	1:18.717
40	1 Lap	1:27.696
9	1 Lap	1:31.370
86	11.387	1:19.465
45	11.597	1:19.438
63	13.613	1:19.676
797	1 Lap	1:30.758
38	14.497	1:20.954
56	1 Lap	1:29.968
999	1 Lap	1:32.544
90	34.365	1:22.058
22	34.819	1:22.683
23	34.938	1:22.478
93	46.238	1:23.189
85	46.509	1:23.695
27	46.908	1:22.087
17	1 Lap	1:34.934
84	51.148	1:24.108
19	52.419	1:25.500
35	53.467	1:23.631
26	1:04.403	1:22.804
20	1:11.186	1:26.729
117	1:16.946	1:26.678
36	1:17.335	1:26.535
52	1:17.920	1:26.153

Weather / Track : Bright / Dry

Donington Park National
Circuit Length = 1.9790 miles
Start: 15:40 Flag 15:51 End: 15:52

Results can be found at www.tsl-timing.com

Printed - 15:53 Sunday, 17 June 2018

BMCRC - MRO Championships 2018 - Rnd 5 @ Donington Park

EDlasia Formula 400 inc Sub 64 & Rookies

RACE 16 - SECTOR ANALYSIS

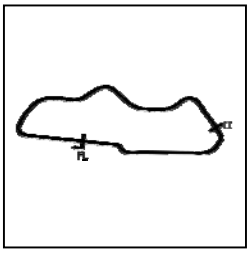

SECTOR 1 = FL to I1, SECTOR 2 = I1 to FL, DIFF = Difference To Personal Best Lap, P = Crossed Finish Line in Pit Lane, D = Time Disallowed

P1 3 Gary HENNING Kawasaki - SGT motorcycles

IDEAL LAP TIME : 1:17.522 BEST LAP TIME : 1:17.524 DIFFERENCE : 0.002

LAP	SECTOR 1	SECTOR 2	LAP TIME	MPH	DIFF	TIME OF DAY
1 -		27.350	1:21.678	87.22	4.154	15:41:54.098
2 -	50.437	27.439	1:17.876 (2)	91.48	0.352	15:43:11.974
3 -	50.504	27.514	1:18.018	91.32	0.494	15:44:29.992
4 -	50.964	27.544	1:18.508	90.75	0.984	15:45:48.500
5 -	50.811	***27.193***	1:18.004 (3)	91.33	0.480	15:47:06.504
6 -	***50.329***	27.195	***1:17.524 (1)***	***91.90***		***15:48:24.028***
7 -	50.747	27.653	1:18.400	90.87	0.876	15:49:42.428
8 -	50.705	27.523	1:18.228	91.07	0.704	15:51:00.656

P2 2 Andrew GILL Kawasaki - RMKD Racing

IDEAL LAP TIME : 1:17.263 BEST LAP TIME : 1:17.443 DIFFERENCE : 0.180

LAP	SECTOR 1	SECTOR 2	LAP TIME	MPH	DIFF	TIME OF DAY
1 -		27.564	1:22.336	86.53	4.893	15:41:54.756
2 -	***50.245***	27.312	1:17.557 (3)	91.86	0.114	15:43:12.313
3 -	50.651	27.313	1:17.964	91.38	0.521	15:44:30.277
4 -	50.823	27.187	1:18.010	91.32	0.567	15:45:48.287
5 -	50.507	27.027	1:17.534 (2)	91.89	0.091	15:47:05.821
6 -	50.425	***27.018***	***1:17.443 (1)***	***91.99***		***15:48:23.264***
7 -	51.185	28.869	1:20.054	88.99	2.611	15:49:43.318
8 -	50.527	27.145	1:17.672	91.72	0.229	15:51:00.990

P3 43 Mark TAYLOR Kawasaki - Longhove Contracts

IDEAL LAP TIME : 1:17.370 BEST LAP TIME : 1:17.539 DIFFERENCE : 0.169

LAP	SECTOR 1	SECTOR 2	LAP TIME	MPH	DIFF	TIME OF DAY
1 -		27.794	1:22.141	86.73	4.602	15:41:54.561
2 -	50.213	27.922	1:18.135	91.18	0.596	15:43:12.696
3 -	50.556	***27.282***	1:17.838 (2)	91.53	0.299	15:44:30.534
4 -	50.807	27.650	1:18.457	90.80	0.918	15:45:48.991
5 -	50.362	27.741	1:18.103 (3)	91.22	0.564	15:47:07.094
6 -	***50.088***	27.451	***1:17.539 (1)***	***91.88***		***15:48:24.633***
7 -	50.296	28.554	1:18.850	90.35	1.311	15:49:43.483
8 -	50.725	27.992	1:18.717	90.50	1.178	15:51:02.200

P4 86 Mathew SCOTT Kawasaki -

IDEAL LAP TIME : 1:18.677 BEST LAP TIME : 1:18.976 DIFFERENCE : 0.299

LAP	SECTOR 1	SECTOR 2	LAP TIME	MPH	DIFF	TIME OF DAY
1 -		27.828	1:23.244	85.58	4.268	15:41:55.664
2 -	***51.260***	28.006	1:19.266 (2)	89.88	0.290	15:43:14.930
3 -	51.772	27.740	1:19.512	89.60	0.536	15:44:34.442
4 -	52.005	27.715	1:19.720	89.37	0.744	15:45:54.162
5 -	51.861	27.745	1:19.606	89.49	0.630	15:47:13.768
6 -	51.848	27.986	1:19.834	89.24	0.858	15:48:33.602
7 -	51.520	27.456	***1:18.976 (1)***	***90.21***		***15:49:52.578***
8 -	52.048	***27.417***	1:19.465 (3)	89.65	0.489	15:51:12.043

P5 45 Mark THOMPSON Kawasaki - Flintstone Tyres / David Simon Tuning

IDEAL LAP TIME : 1:18.414 BEST LAP TIME : 1:18.774 DIFFERENCE : 0.360

LAP	SECTOR 1	SECTOR 2	LAP TIME	MPH	DIFF	TIME OF DAY
1 -		28.542	1:25.376	83.44	6.602	15:41:57.796
2 -	51.784	27.764	1:19.548	89.56	0.774	15:43:17.344
3 -	***50.976***	27.798	***1:18.774 (1)***	***90.44***		***15:44:36.118***
4 -	51.155	27.696	1:18.851 (2)	90.35	0.077	15:45:54.969
5 -	51.240	27.976	1:19.216	89.93	0.442	15:47:14.185
6 -	51.728	27.975	1:19.703	89.38	0.929	15:48:33.888
7 -	51.389	27.538	1:18.927 (3)	90.26	0.153	15:49:52.815
8 -	52.000	***27.438***	1:19.438	89.68	0.664	15:51:12.253

Weather / Track : Bright / Dry

Donington Park National
Circuit Length = 1.9790 miles
Start: 15:40 Flag 15:51 End: 15:52

BMCRC - MRO Championships 2018 - Rnd 5 @ Donington Park

EDlasia Formula 400 inc Sub 64 & Rookies

RACE 16 - SECTOR ANALYSIS

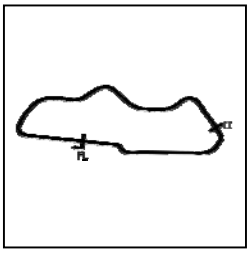

SECTOR 1 = FL to I1, SECTOR 2 = I1 to FL, DIFF = Difference To Personal Best Lap, P = Crossed Finish Line in Pit Lane, D = Time Disallowed

P6 63 S Harry FOWLE Kawasaki - Team ELP A.Fowle Joinery

IDEAL LAP TIME : 1:18.840 BEST LAP TIME : 1:18.840 DIFFERENCE : 0.000

LAP	SECTOR 1	SECTOR 2	LAP TIME	MPH	DIFF	TIME OF DAY
1 -		28.559	1:24.808	84.00	5.968	15:41:57.228
2 -	52.127	28.130	1:20.257	88.77	1.417	15:43:17.485
3 -	51.442	27.978	1:19.420 (3)	89.70	0.580	15:44:36.905
4 -	51.366	27.910	1:19.276 (2)	89.87	0.436	15:45:56.181
5 -	51.455	28.074	1:19.529	89.58	0.689	15:47:15.710
6 -	51.364	28.679	1:20.043	89.01	1.203	15:48:35.753
7 -	***51.051***	***27.789***	***1:18.840 (1)***	***90.36***		***15:49:54.593***
8 -	51.455	28.221	1:19.676	89.42	0.836	15:51:14.269

P7 38 S Hayden WOOD Kawasaki -

IDEAL LAP TIME : 1:18.956 BEST LAP TIME : 1:19.057 DIFFERENCE : 0.101

LAP	SECTOR 1	SECTOR 2	LAP TIME	MPH	DIFF	TIME OF DAY
1 -		***27.934***	1:23.769	85.05	4.712	15:41:56.189
2 -	51.303	29.116	1:20.419	88.59	1.362	15:43:16.608
3 -	51.488	28.342	1:19.830	89.24	0.773	15:44:36.438
4 -	51.523	28.371	1:19.894	89.17	0.837	15:45:56.332
5 -	***51.022***	28.105	1:19.127 (2)	90.04	0.070	15:47:15.459
6 -	51.333	28.350	1:19.683 (3)	89.41	0.626	15:48:35.142
7 -	51.042	28.015	***1:19.057 (1)***	***90.12***		***15:49:54.199***
8 -	52.069	28.885	1:20.954	88.00	1.897	15:51:15.153

P8 90 S Steve RAPA Honda - David Simon Tuning

IDEAL LAP TIME : 1:21.477 BEST LAP TIME : 1:21.866 DIFFERENCE : 0.389

LAP	SECTOR 1	SECTOR 2	LAP TIME	MPH	DIFF	TIME OF DAY
1 -		29.639	1:26.361	82.49	4.495	15:41:58.781
2 -	53.409	***28.493***	1:21.902 (2)	86.98	0.036	15:43:20.683
3 -	53.944	29.184	1:23.128	85.70	1.262	15:44:43.811
4 -	53.432	29.084	1:22.516	86.34	0.650	15:46:06.327
5 -	53.457	28.723	1:22.180	86.69	0.314	15:47:28.507
6 -	53.477	29.113	1:22.590	86.26	0.724	15:48:51.097
7 -	***52.984***	28.882	***1:21.866 (1)***	***87.02***		***15:50:12.963***
8 -	53.441	28.617	1:22.058 (3)	86.82	0.192	15:51:35.021

P9 22 Dave HARVIEK Kawasaki - HRC & Fatty's Cake Shop

IDEAL LAP TIME : 1:21.273 BEST LAP TIME : 1:21.854 DIFFERENCE : 0.581

LAP	SECTOR 1	SECTOR 2	LAP TIME	MPH	DIFF	TIME OF DAY
1 -		28.771	1:26.615	82.25	4.761	15:41:59.035
2 -	53.806	***28.480***	1:22.286	86.58	0.432	15:43:21.321
3 -	53.603	29.283	1:22.886	85.95	1.032	15:44:44.207
4 -	53.348	29.084	1:22.432	86.43	0.578	15:46:06.639
5 -	53.343	28.915	1:22.258 (3)	86.61	0.404	15:47:28.897
6 -	53.266	28.775	1:22.041 (2)	86.84	0.187	15:48:50.938
7 -	***52.793***	29.061	***1:21.854 (1)***	***87.04***		***15:50:12.792***
8 -	53.767	28.916	1:22.683	86.16	0.829	15:51:35.475

P10 23 S Tham EVANS Honda - Vanilla Electronics / GF racing

IDEAL LAP TIME : 1:21.552 BEST LAP TIME : 1:21.711 DIFFERENCE : 0.159

LAP	SECTOR 1	SECTOR 2	LAP TIME	MPH	DIFF	TIME OF DAY
1 -		29.469	1:27.856	81.09	6.145	15:42:00.276
2 -	53.208	29.066	1:22.274	86.59	0.563	15:43:22.550
3 -	53.066	28.904	1:21.970 (2)	86.91	0.259	15:44:44.520
4 -	53.379	28.901	1:22.280	86.59	0.569	15:46:06.800
5 -	53.717	28.763	1:22.480	86.38	0.769	15:47:29.280
6 -	53.416	***28.709***	1:22.125 (3)	86.75	0.414	15:48:51.405
7 -	***52.843***	28.868	***1:21.711 (1)***	***87.19***		***15:50:13.116***

Weather / Track : Bright / Dry

Donington Park National
Circuit Length = 1.9790 miles
Start: 15:40 Flag 15:51 End: 15:52

BMCRC - MRO Championships 2018 - Rnd 5 @ Donington Park

EDlasia Formula 400 inc Sub 64 & Rookies

RACE 16 - SECTOR ANALYSIS

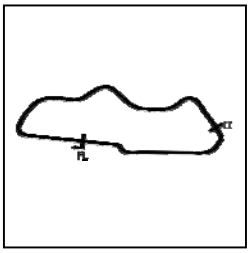

SECTOR 1 = FL to I1, SECTOR 2 = I1 to FL, DIFF = Difference To Personal Best Lap, P = Crossed Finish Line in Pit Lane, D = Time Disallowed

8 -	53.668	28.810	1:22.478	86.38	0.767	15:51:35.594

P11 93 William GILLMAN Kawaski -

IDEAL LAP TIME : 1:22.578 BEST LAP TIME : 1:22.854 DIFFERENCE : 0.276

LAP	SECTOR 1	SECTOR 2	LAP TIME	MPH	DIFF	TIME OF DAY
1 -		29.448	1:29.170	79.89	6.316	15:42:01.590
2 -	53.755	***29.099***	***1:22.854*** **(1)**	***85.99***		***15:43:24.444***
3 -	***53.479***	29.593	1:23.072 **(2)**	85.76	0.218	15:44:47.516
4 -	54.032	29.588	1:23.620	85.20	0.766	15:46:11.136
5 -	54.637	29.735	1:24.372	84.44	1.518	15:47:35.508
6 -	54.491	29.321	1:23.812	85.00	0.958	15:48:59.320
7 -	53.946	30.439	1:24.385	84.43	1.531	15:50:23.705
8 -	53.572	29.617	1:23.189 **(3)**	85.64	0.335	15:51:46.894

P12 85 James ROBINSON Kawasaki - Claire Palastanga Ceramics

IDEAL LAP TIME : 1:22.072 BEST LAP TIME : 1:22.335 DIFFERENCE : 0.263

LAP	SECTOR 1	SECTOR 2	LAP TIME	MPH	DIFF	TIME OF DAY
1 -		30.474	1:31.453	77.90	9.118	15:42:03.873
2 -	53.419	29.414	1:22.833	86.01	0.498	15:43:26.706
3 -	53.515	***28.858***	1:22.373 **(2)**	86.49	0.038	15:44:49.079
4 -	***53.214***	29.121	***1:22.335*** **(1)**	***86.53***		***15:46:11.414***
5 -	53.641	29.041	1:22.682 **(3)**	86.16	0.347	15:47:34.096
6 -	53.875	29.464	1:23.339	85.48	1.004	15:48:57.435
7 -	54.425	31.610	1:26.035	82.81	3.700	15:50:23.470
8 -	54.347	29.348	1:23.695	85.12	1.360	15:51:47.165

P13 27 S Justin McCORMACK Kawasaki - JMR

IDEAL LAP TIME : 1:22.087 BEST LAP TIME : 1:22.087 DIFFERENCE : 0.000

LAP	SECTOR 1	SECTOR 2	LAP TIME	MPH	DIFF	TIME OF DAY
1 -		29.850	1:29.909	79.24	7.822	15:42:02.329
2 -	54.214	29.230	1:23.444 **(3)**	85.38	1.357	15:43:25.773
3 -	54.116	29.455	1:23.571	85.25	1.484	15:44:49.344
4 -	53.637	29.086	1:22.723 **(2)**	86.12	0.636	15:46:12.067
5 -	53.934	29.595	1:23.529	85.29	1.442	15:47:35.596
6 -	54.546	29.178	1:23.724	85.09	1.637	15:48:59.320
7 -	53.839	32.318	1:26.157	82.69	4.070	15:50:25.477
8 -	***53.220***	***28.867***	***1:22.087*** **(1)**	***86.79***		***15:51:47.564***

P14 84 S Gavin SCHOFIELD Honda -

IDEAL LAP TIME : 1:22.466 BEST LAP TIME : 1:22.750 DIFFERENCE : 0.284

LAP	SECTOR 1	SECTOR 2	LAP TIME	MPH	DIFF	TIME OF DAY
1 -		32.626	1:32.953	76.64	10.203	15:42:05.373
2 -	54.850	29.164	1:24.014	84.80	1.264	15:43:29.387
3 -	***53.501***	29.249	***1:22.750*** **(1)**	***86.09***		***15:44:52.137***
4 -	54.170	29.200	1:23.370	85.45	0.620	15:46:15.507
5 -	53.896	***28.965***	1:22.861 **(2)**	85.98	0.111	15:47:38.368
6 -	54.203	29.041	1:23.244 **(3)**	85.58	0.494	15:49:01.612
7 -	54.016	32.068	1:26.084	82.76	3.334	15:50:27.696
8 -	55.074	29.034	1:24.108	84.70	1.358	15:51:51.804

P15 19 R James SEATH Kawasaki - Ovenden

IDEAL LAP TIME : 1:22.511 BEST LAP TIME : 1:22.750 DIFFERENCE : 0.239

LAP	SECTOR 1	SECTOR 2	LAP TIME	MPH	DIFF	TIME OF DAY
1 -		31.485	1:31.160	78.15	8.410	15:42:03.580
2 -	55.719	28.988	1:24.707	84.10	1.957	15:43:28.287
3 -	53.990	28.910	1:22.900 **(3)**	85.94	0.150	15:44:51.187
4 -	54.195	***28.873***	1:23.068	85.76	0.318	15:46:14.255
5 -	***53.638***	29.124	1:22.762 **(2)**	86.08	0.012	15:47:37.017
6 -	53.693	29.057	***1:22.750*** **(1)**	***86.09***		***15:48:59.767***

Weather / Track : Bright / Dry

Donington Park National
Circuit Length = 1.9790 miles
Start: 15:40 Flag 15:51 End: 15:52

BMCRC - MRO Championships 2018 - Rnd 5 @ Donington Park

EDlasia Formula 400 inc Sub 64 & Rookies

RACE 16 - SECTOR ANALYSIS

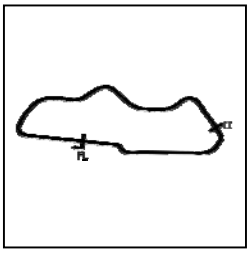

SECTOR 1 = FL to I1, SECTOR 2 = I1 to FL, DIFF = Difference To Personal Best Lap, P = Crossed Finish Line in Pit Lane, D = Time Disallowed

7 -	54.377	33.431	1:27.808	81.13	5.058	15:50:27.575
8 -	55.394	30.106	1:25.500	83.32	2.750	15:51:53.075

P16 35 S Sam DIGBY-BAKER Kawasaki -

IDEAL LAP TIME : 1:23.466 BEST LAP TIME : 1:23.466 DIFFERENCE : 0.000

LAP	SECTOR 1	SECTOR 2	LAP TIME	MPH	DIFF	TIME OF DAY
1 -		30.928	1:32.341	77.15	8.875	15:42:04.761
2 -	55.591	29.719	1:25.310	83.51	1.844	15:43:30.071
3 -	54.519	29.426	1:23.945	84.87	0.479	15:44:54.016
4 -	***54.153***	***29.313***	***1:23.466*** **(1)**	***85.35***		***15:46:17.482***
5 -	54.256	29.416	1:23.672 **(3)**	85.14	0.206	15:47:41.154
6 -	54.439	29.653	1:24.092	84.72	0.626	15:49:05.246
7 -	54.164	31.082	1:25.246	83.57	1.780	15:50:30.492
8 -	54.287	29.344	1:23.631 **(2)**	85.19	0.165	15:51:54.123

P17 26 Lydia THOMPSON Kawasaki - Flintstone Racing - David Simons Tuning

IDEAL LAP TIME : 1:22.804 BEST LAP TIME : 1:22.804 DIFFERENCE : 0.000

LAP	SECTOR 1	SECTOR 2	LAP TIME	MPH	DIFF	TIME OF DAY
1 -		32.478	1:37.332	73.19	14.528	15:42:09.752
2 -	57.662	30.575	1:28.237	80.74	5.433	15:43:37.989
3 -	57.324	29.072	1:26.396	82.46	3.592	15:45:04.385
4 -	56.917	29.569	1:26.486	82.37	3.682	15:46:30.871
5 -	54.966	29.059	1:24.025	84.79	1.221	15:47:54.896
6 -	55.048	28.887	1:23.935 **(3)**	84.88	1.131	15:49:18.831
7 -	54.397	29.027	1:23.424 **(2)**	85.40	0.620	15:50:42.255
8 -	***53.963***	***28.841***	***1:22.804*** **(1)**	***86.04***		***15:52:05.059***

P18 20 R Connor SWYER Kawasaki - owkay clothing & EBC brakes

IDEAL LAP TIME : 1:24.978 BEST LAP TIME : 1:25.420 DIFFERENCE : 0.442

LAP	SECTOR 1	SECTOR 2	LAP TIME	MPH	DIFF	TIME OF DAY
1 -		30.327	1:33.673	76.05	8.253	15:42:06.093
2 -	55.806	***29.614***	***1:25.420*** **(1)**	***83.40***		***15:43:31.513***
3 -	55.562	30.278	1:25.840 **(3)**	82.99	0.420	15:44:57.353
4 -	***55.364***	30.249	1:25.613 **(2)**	83.21	0.193	15:46:22.966
5 -	56.009	30.972	1:26.981	81.91	1.561	15:47:49.947
6 -	56.213	30.352	1:26.565	82.30	1.145	15:49:16.512
7 -	56.990	31.611	1:28.601	80.41	3.181	15:50:45.113
8 -	56.063	30.666	1:26.729	82.14	1.309	15:52:11.842

P19 117 S Jordan HARRIS Kawasaki -

IDEAL LAP TIME : 1:26.131 BEST LAP TIME : 1:26.306 DIFFERENCE : 0.175

LAP	SECTOR 1	SECTOR 2	LAP TIME	MPH	DIFF	TIME OF DAY
1 -		31.799	1:35.832	74.34	9.526	15:42:08.252
2 -	58.051	30.201	1:28.252	80.73	1.946	15:43:36.504
3 -	56.944	30.529	1:27.473	81.44	1.167	15:45:03.977
4 -	57.017	30.201	1:27.218	81.68	0.912	15:46:31.195
5 -	***56.310***	30.691	1:27.001	81.89	0.695	15:47:58.196
6 -	56.311	29.995	***1:26.306*** **(1)**	***82.55***		***15:49:24.502***
7 -	56.498	29.924	1:26.422 **(2)**	82.44	0.116	15:50:50.924
8 -	56.857	***29.821***	1:26.678 **(3)**	82.19	0.372	15:52:17.602

P20 36 Mathew COLE Kawasaki - Hampshire Hypnotherapy

IDEAL LAP TIME : 1:25.840 BEST LAP TIME : 1:25.976 DIFFERENCE : 0.136

LAP	SECTOR 1	SECTOR 2	LAP TIME	MPH	DIFF	TIME OF DAY
1 -		30.996	1:36.085	74.14	10.109	15:42:08.505
2 -	58.636	30.686	1:29.322	79.76	3.346	15:43:37.827
3 -	57.157	30.799	1:27.956	81.00	1.980	15:45:05.783
4 -	56.212	***29.764***	***1:25.976*** **(1)**	***82.86***		***15:46:31.759***
5 -	***56.076***	29.917	1:25.993 **(2)**	82.85	0.017	15:47:57.752

Weather / Track : Bright / Dry

Donington Park National
Circuit Length = 1.9790 miles
Start: 15:40 Flag 15:51 End: 15:52

BMCRC - MRO Championships 2018 - Rnd 5 @ Donington Park

EDlasia Formula 400 inc Sub 64 & Rookies

RACE 16 - SECTOR ANALYSIS

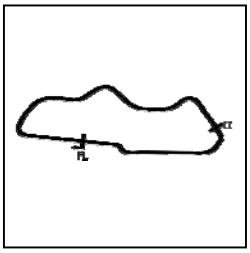

SECTOR 1 = FL to I1, SECTOR 2 = I1 to FL, DIFF = Difference To Personal Best Lap, P = Crossed Finish Line in Pit Lane, D = Time Disallowed

6 -	56.421	30.116	1:26.537	82.33	0.561	15:49:24.289
7 -	56.990	30.177	1:27.167	81.73	1.191	15:50:51.456
8 -	56.637	29.898	1:26.535 **(3)**	82.33	0.559	15:52:17.991

P21 52 Gary JARMAN Kawasaki - G & S Motorcycle tyres

IDEAL LAP TIME : 1:25.253 BEST LAP TIME : 1:25.389 DIFFERENCE : 0.136

LAP	SECTOR 1	SECTOR 2	LAP TIME	MPH	DIFF	TIME OF DAY
1 -		31.403	1:36.012	74.20	10.623	15:42:08.432
2 -	58.340	31.138	1:29.478	79.62	4.089	15:43:37.910
3 -	58.378	30.276	1:28.654	80.36	3.265	15:45:06.564
4 -	58.024	30.595	1:28.619	80.39	3.230	15:46:35.183
5 -	56.059	30.219	1:26.278	82.57	0.889	15:48:01.461
6 -	55.809	***29.764***	1:25.573 **(2)**	83.25	0.184	15:49:27.034
7 -	***55.489***	29.900	***1:25.389*** **(1)**	***83.43***		***15:50:52.423***
8 -	56.209	29.944	1:26.153 **(3)**	82.69	0.764	15:52:18.576

P22 40 R/S Jonathan DINSMORE Honda - RJs Car Restorations / PRO Hire

IDEAL LAP TIME : 1:27.378 BEST LAP TIME : 1:27.696 DIFFERENCE : 0.318

LAP	SECTOR 1	SECTOR 2	LAP TIME	MPH	DIFF	TIME OF DAY
1 -		31.439	1:38.749	72.14	11.053	15:42:11.169
2 -	58.355	31.413	1:29.768	79.36	2.072	15:43:40.937
3 -	58.991	31.600	1:30.591	78.64	2.895	15:45:11.528
4 -	59.433	30.670	1:30.103	79.07	2.407	15:46:41.631
5 -	57.267	30.688	1:27.955 **(3)**	81.00	0.259	15:48:09.586
6 -	57.426	***30.321***	1:27.747 **(2)**	81.19	0.051	15:49:37.333
7 -	***57.057***	30.639	***1:27.696*** **(1)**	***81.24***		***15:51:05.029***

P23 9 S Karl COONEY Kawasaki -

IDEAL LAP TIME : 1:28.879 BEST LAP TIME : 1:28.879 DIFFERENCE : 0.000

LAP	SECTOR 1	SECTOR 2	LAP TIME	MPH	DIFF	TIME OF DAY
1 -		31.232	1:35.052	74.95	6.173	15:42:07.472
2 -	***57.984***	***30.895***	***1:28.879*** **(1)**	***80.16***		***15:43:36.351***
3 -	58.418	30.996	1:29.414 **(2)**	79.68	0.535	15:45:05.765
4 -	58.504	31.767	1:30.271	78.92	1.392	15:46:36.036
5 -	58.516	31.053	1:29.569	79.54	0.690	15:48:05.605
6 -	58.515	31.011	1:29.526 **(3)**	79.58	0.647	15:49:35.131
7 -	59.405	31.965	1:31.370	77.97	2.491	15:51:06.501

P24 797 R/S James BLYTH Honda - Terra97

IDEAL LAP TIME : 1:29.664 BEST LAP TIME : 1:30.247 DIFFERENCE : 0.583

LAP	SECTOR 1	SECTOR 2	LAP TIME	MPH	DIFF	TIME OF DAY
1 -		***31.346***	1:37.577	73.01	7.330	15:42:09.997
2 -	58.956	31.784	1:30.740 **(3)**	78.51	0.493	15:43:40.737
3 -	58.853	31.755	1:30.608 **(2)**	78.63	0.361	15:45:11.345
4 -	59.670	31.761	1:31.431	77.92	1.184	15:46:42.776
5 -	***58.318***	31.929	***1:30.247*** **(1)**	***78.94***		***15:48:13.023***
6 -	58.574	32.208	1:30.782	78.48	0.535	15:49:43.805
7 -	59.134	31.624	1:30.758	78.50	0.511	15:51:14.563

P25 56 R Kallam SWYER Kawasaki - Poole tyres & not centre

IDEAL LAP TIME : 1:29.316 BEST LAP TIME : 1:29.954 DIFFERENCE : 0.638

LAP	SECTOR 1	SECTOR 2	LAP TIME	MPH	DIFF	TIME OF DAY
1 -		31.171	1:39.235	71.79	9.281	15:42:11.655
2 -	1:00.732	31.498	1:32.230	77.24	2.276	15:43:43.885
3 -	59.819	31.501	1:31.320	78.01	1.366	15:45:15.205
4 -	58.968	31.683	1:30.651	78.59	0.697	15:46:45.856
5 -	58.850	31.104	***1:29.954*** **(1)**	***79.20***		***15:48:15.810***
6 -	***58.516***	31.880	1:30.396 **(3)**	78.81	0.442	15:49:46.206
7 -	59.168	***30.800***	1:29.968 **(2)**	79.19	0.014	15:51:16.174

Weather / Track : Bright / Dry

Donington Park National
Circuit Length = 1.9790 miles
Start: 15:40 Flag 15:51 End: 15:52

BMCRC - MRO Championships 2018 - Rnd 5 @ Donington Park

EDlasia Formula 400 inc Sub 64 & Rookies

RACE 16 - SECTOR ANALYSIS

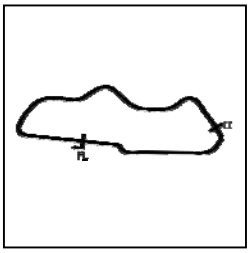

SECTOR 1 = FL to I1, SECTOR 2 = I1 to FL, DIFF = Difference To Personal Best Lap, P = Crossed Finish Line in Pit Lane, D = Time Disallowed

P26 999 R/S Jim DALTON Kawasaki - Mick Dale

IDEAL LAP TIME : 1:30.759 BEST LAP TIME : 1:31.139 DIFFERENCE : 0.380

LAP	SECTOR 1	SECTOR 2	LAP TIME	MPH	DIFF	TIME OF DAY
1 -		32.662	1:41.049	70.50	9.910	15:42:13.469
2 -	59.777	32.194	1:31.971	77.46	0.832	15:43:45.440
3 -	59.599	***32.025***	1:31.624 **(3)**	77.75	0.485	15:45:17.064
4 -	59.440	32.480	1:31.920	77.50	0.781	15:46:48.984
5 -	59.069	32.187	1:31.256 **(2)**	78.07	0.117	15:48:20.240
6 -	***58.734***	32.405	***1:31.139*** **(1)**	***78.17***		***15:49:51.379***
7 -	1:00.104	32.440	1:32.544	76.98	1.405	15:51:23.923

P27 17 S Andrew POCOCK Honda -

IDEAL LAP TIME : 1:34.709 BEST LAP TIME : 1:34.934 DIFFERENCE : 0.225

LAP	SECTOR 1	SECTOR 2	LAP TIME	MPH	DIFF	TIME OF DAY
1 -		33.109	1:43.492	68.84	8.558	15:42:15.912
2 -	1:02.404	***33.059***	1:35.463 **(2)**	74.63	0.529	15:43:51.375
3 -	1:02.377	33.309	1:35.686 **(3)**	74.45	0.752	15:45:27.061
4 -	1:03.265	33.366	1:36.631	73.73	1.697	15:47:03.692
5 -	1:02.528	33.754	1:36.282	73.99	1.348	15:48:39.974
6 -	1:02.438	33.374	1:35.812	74.36	0.878	15:50:15.786
7 -	***1:01.650***	33.284	***1:34.934*** **(1)**	***75.04***		***15:51:50.720***

P28 57 Paul FISHER Kawasaki -

IDEAL LAP TIME : 1:21.997 BEST LAP TIME : 1:22.103 DIFFERENCE : 0.106

LAP	SECTOR 1	SECTOR 2	LAP TIME	MPH	DIFF	TIME OF DAY
1 -		29.825	1:30.443	78.77	8.340	15:42:02.863
2 -	54.248	28.815	1:23.063 **(3)**	85.77	0.960	15:43:25.926
3 -	53.712	***28.695***	1:22.407 **(2)**	86.45	0.304	15:44:48.333
4 -	53.796	29.395	1:23.191	85.64	1.088	15:46:11.524
5 -	54.322	29.501	1:23.823	84.99	1.720	15:47:35.347
6 -	***53.302***	28.801	***1:22.103*** **(1)**	***86.77***		***15:48:57.450***
7 -	54.212	IN PIT	1:34.210 **P**	75.62	12.107	15:50:31.660

Weather / Track : Bright / Dry

Donington Park National
Circuit Length = 1.9790 miles
Start: 15:40 Flag 15:51 End: 15:52

BMCRC - MRO Championships 2018 - Rnd 5 @ Donington Park

EDlasia Formula 400 inc Sub 64 & Rookies

RACE 16 - BEST SECTORS

SECTOR 1				SECTOR 2				IDEAL / BEST COMPARISON					
POS	NO	NAME	TIME	NO	NAME	TIME		POS	NO	NAME	IDEAL	BEST	DIFF
										PERFECT LAP	1:17.106		
1	43	TAYLOR	**50.088**	2	GILL	**27.018**		1	2	GILL	1:17.263	1:17.443	0.180
2	2	GILL	**50.245**	3	HENNING	**27.193**		2	43	TAYLOR	1:17.370	1:17.539	0.169
3	3	HENNING	**50.329**	43	TAYLOR	**27.282**		3	3	HENNING	1:17.522	1:17.524	0.002
4	45	THOMPSON	**50.976**	86	SCOTT	**27.417**		4	45	THOMPSON	1:18.414	1:18.774	0.360
5	38	WOOD	**51.022**	45	THOMPSON	**27.438**		5	86	SCOTT	1:18.677	1:18.976	0.299
6	63	FOWLE	**51.051**	63	FOWLE	**27.789**		6	63	FOWLE	1:18.840	1:18.840	0.000
7	86	SCOTT	**51.260**	38	WOOD	**27.934**		7	38	WOOD	1:18.956	1:19.057	0.101
8	22	HARVIEK	**52.793**	22	HARVIEK	**28.480**		8	22	HARVIEK	1:21.273	1:21.854	0.581
9	23	EVANS	**52.843**	90	RAPA	**28.493**		9	90	RAPA	1:21.477	1:21.866	0.389
10	90	RAPA	**52.984**	57	FISHER	**28.695**		10	23	EVANS	1:21.552	1:21.711	0.159
11	85	ROBINSON	**53.214**	23	EVANS	**28.709**		11	57	FISHER	1:21.997	1:22.103	0.106
12	27	McCORMACK	**53.220**	26	THOMPSON	**28.841**		12	85	ROBINSON	1:22.072	1:22.335	0.263
13	57	FISHER	**53.302**	85	ROBINSON	**28.858**		13	27	McCORMACK	1:22.087	1:22.087	0.000
14	93	GILLMAN	**53.479**	27	McCORMACK	**28.867**		14	84	SCHOFIELD	1:22.466	1:22.750	0.284
15	84	SCHOFIELD	**53.501**	19	SEATH	**28.873**		15	19	SEATH	1:22.511	1:22.750	0.239
16	19	SEATH	**53.638**	84	SCHOFIELD	**28.965**		16	93	GILLMAN	1:22.578	1:22.854	0.276
17	26	THOMPSON	**53.963**	93	GILLMAN	**29.099**		17	26	THOMPSON	1:22.804	1:22.804	0.000
18	35	DIGBY-BAKER	**54.153**	35	DIGBY-BAKER	**29.313**		18	35	DIGBY-BAKER	1:23.466	1:23.466	0.000
19	20	SWYER	**55.364**	20	SWYER	**29.614**		19	20	SWYER	1:24.978	1:25.420	0.442
20	52	JARMAN	**55.489**	36	COLE	**29.764**		20	52	JARMAN	1:25.253	1:25.389	0.136
21	36	COLE	**56.076**	52	JARMAN	**29.764**		21	36	COLE	1:25.840	1:25.976	0.136
22	117	HARRIS	**56.310**	117	HARRIS	**29.821**		22	117	HARRIS	1:26.131	1:26.306	0.175
23	40	DINSMORE	**57.057**	40	DINSMORE	**30.321**		23	40	DINSMORE	1:27.378	1:27.696	0.318
24	9	COONEY	**57.984**	56	SWYER	**30.800**		24	9	COONEY	1:28.879	1:28.879	0.000
25	797	BLYTH	**58.318**	9	COONEY	**30.895**		25	56	SWYER	1:29.316	1:29.954	0.638
26	56	SWYER	**58.516**	797	BLYTH	**31.346**		26	797	BLYTH	1:29.664	1:30.247	0.583
27	999	DALTON	**58.734**	999	DALTON	**32.025**		27	999	DALTON	1:30.759	1:31.139	0.380
28	17	POCOCK	**1:01.650**	17	POCOCK	**33.059**		28	17	POCOCK	1:34.709	1:34.934	0.225

Weather / Track : Bright / Dry

Donington Park National
Circuit Length = 1.9790 miles
Start: 15:40 Flag 15:51 End: 15:52

Results can be found at www.tsl-timing.com

Printed - 15:53 Sunday, 17 June 2018

BMCRC-MRO Championships 2018

Team Respro MRO 600 inc Clubman 600

Donington National Circuit

16th & 17th June 2018

Results Provided by Timing Solutions Ltd
www.tsl-timing.com

Donington Park National

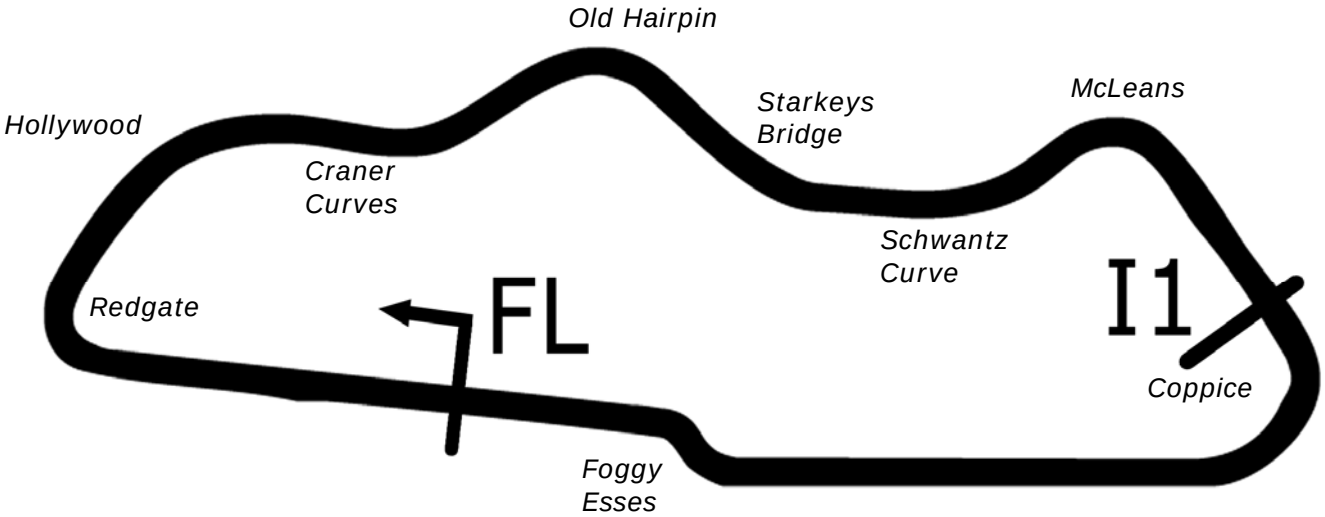

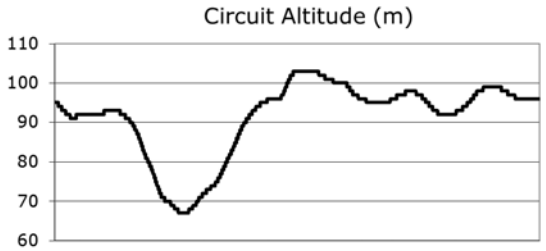

Length	1.9790 miles	3185.0 m	
FL		52.82971 N	1.37867 W
I1	2096m	52.82978 N	1.36508 W
Pit Entry	3100m	52.82951 N	1.37832 W
Pit Exit	229m after FL	52.82996 N	1.38205 W

Pit Entry–Pit Exit 287m, 17.2s @60kph, 12.9s @80kph

All results available at www.tsl-timing.com

BMCRC - MRO Championships 2018 - Rnd 5 @ Donington Park

Team Respro MRO 600 inc Clubman 600 & BMCRC Rookie 600

FREE PRACTICE - CLASSIFICATION

POS	NO	CL	PIC	NAME	ENTRY	TIME	ON	LAPS	GAP	DIFF	MPH
1	111		1	Sam SMITH	Kawasaki - GBM KAWASAKI	1:27.385	4	8			81.53
2	34		2	Jason PAGE	Yamaha -	1:29.110	7	8	1.725	1.725	79.95
3	82	C	1	Andrew SMITH	Kawasaki - 5 Club Racing	1:29.696	5	7	2.311	0.586	79.43
4	70	C	2	Chris BURSELL	Triumph - Nuway AV	1:29.866	7	8	2.481	0.170	79.28
5	27		3	Stuart WICKENS	Triumph - Big Tone	1:29.974	8	8	2.589	0.108	79.18
6	143	C	3	Daire PRENDERGAST	Kawasaki -	1:30.857	6	6	3.472	0.883	78.41
7	84	C	4	Ben WOTTON	Triumph - JJR Triumph/ RJS Services	1:30.889	5	6	3.504	0.032	78.38
8	156	C	5	Michael STONE	Kawasaki -	1:30.973	8	8	3.588	0.084	78.31
9	39	600	1	Max MORGAN	Kawasaki - MSS PERFORMANCE	1:31.145	6	7	3.760	0.172	78.16
10	818	600	2	Alex BARKER	Yamaha - Courtneys Vehicle Logistics & Barker Woodrow	1:31.626	6	8	4.241	0.481	77.75
11	62	C	6	Charlie PATERSON	Yamaha - TBR Performance	1:31.963	6	8	4.578	0.337	77.47
12	64	C	7	Rob SALTMER	Yamaha - Universal Tyres & Autocentres	1:31.971	8	8	4.586	0.008	77.46
13	661	C	8	Cameron HARRIS	Yamaha - HARRIS PERFORMANCE	1:32.372	6	8	4.987	0.401	77.12
14	192	C	9	Daniel MOFFA	Triumph - DM Racing	1:32.478	7	8	5.093	0.106	77.04
15	56		4	Michael MILLS	Yamaha - A51 Racing	1:32.517	8	8	5.132	0.039	77.00
16	89		5	David MUNRO	Yamaha - Munro Racing	1:32.625	4	6	5.240	0.108	76.91
17	188	600	3	Dawid KRAWIECKI	Yamaha - Code Blue LTD	1:33.566	6	7	6.181	0.941	76.14
18	42	600	4	Michael ATTWOOD	Yamaha - Moremoto	1:33.962	8	8	6.577	0.396	75.82
19	60	C	10	Jack YOUNGE	Yamaha - Chase Timber Products	1:34.124	8	8	6.739	0.162	75.69
20	80	C	11	Stephen KIMMINGS	Yamaha - S T Engineering	1:34.969	8	8	7.584	0.845	75.02
21	46		6	Harry ROWLINGS	Triumph - Bernard Elliott racing / Steve Jordan motorcycle	1:35.363	1	5	7.978	0.394	74.71
22	57		7	Theo RUTTER	Yamaha - Sublime Designs Racing/RRC	1:35.713	3	8	8.328	0.350	74.43
23	81	C	12	Liam DUFFETT	Triumph -	1:36.037	8	8	8.652	0.324	74.18
24	100	600	5	Craig HOWTON	Suzuki - Me	1:36.725	7	7	9.340	0.688	73.65
25	2	600	6	Toby TRUNDLE	Triumph - Harris Motorcycles Ltd - Harlow Essex	1:36.805	6	6	9.420	0.080	73.59
26	58	C	13	Barry STEWART	Kawasaki -	1:36.942	6	6	9.557	0.137	73.49
27	97	C	14	Julien LIGUORI	Kawasaki - Liguori' Pizza New Forest	1:37.223	3	7	9.838	0.281	73.28
28	16	C	15	Ollie SHOTTON	Kawasaki -	1:37.241	8	8	9.856	0.018	73.26
29	53	C	16	Jason SIGGS	Yamaha - J Siggs Construction	1:37.338	8	8	9.953	0.097	73.19
30	8	600	7	Dave SAUNDERS	Honda -	1:37.857	7	7	10.472	0.519	72.80
31	20	600	8	Matt CLARKE	Kawasaki - Hayley Group PLC	1:38.446	5	7	11.061	0.589	72.37
32	176	600	9	Steve BEATTIE	Triumph -	1:38.813	6	6	11.428	0.367	72.10
33	69	600	10	Robert WINDEATT	Triumph - L&W Contractors	1:39.262	2	6	11.877	0.449	71.77
34	17	C	17	Philip BAKER	Triumph - Ashford accident repair centre	1:41.029	7	7	13.644	1.767	70.52
35	84	600	11	Phillip McMANAMON	Honda -	1:41.275	4	7	13.890	0.246	70.34
36	107	600	12	Michael WHEELDON	Triumph -	1:42.119	6	6	14.734	0.844	69.76
37	33	600	13	Mark LAWRENCE	Honda - Sarky racing	1:42.177	6	7	14.792	0.058	69.72
38	194	600	14	Liam CRACKNELL	Kawasaki -	1:42.403	6	7	15.018	0.226	69.57
39	41	C	18	Ian RAE	Triumph - Richie ramsay golf.com	1:42.755	7	7	15.370	0.352	69.33
40	21	600	15	Nick WHITCHER	Yamaha -	1:43.842	7	7	16.457	1.087	68.61
41	11		8	Ross DUNSTAN	Suzuki - PRB Racing	1:44.052	2	7	16.667	0.210	68.47
42	55	C	19	Edgar MACHADO	Honda - Build or not build	1:44.330	2	2	16.945	0.278	68.28
43	18	600	16	Jamie THOMAS	Suzuki - Team RubyRacing	1:48.540	2	2	21.155	4.210	65.64
44	24	600	17	Mark REYNOLDS	Yamaha -			1			
45	99		9	Michael SIMMONS	Yamaha - Westcountry Windings			1			
46	41	600	18	James CLEARY	Triumph -			0			

Donington Park National
Circuit Length = 1.9790 miles
Start: 09:51 Flag 10:04 End: 10:06

Weather / Track : Drizzle / Wet

These results are provisional until the conclusion of any judicial and technical matters.

Clerk Of Course :		Timekeeper :

Results can be found at www.tsl-timing.com

Printed - 10:06 Saturday, 16 June 2018

BMCRC - MRO Championships 2018 - Rnd 5 @ Donington Park

Team Respro MRO 600 inc Clubman 600 & BMCRC Rookie 600

FREE PRACTICE - SECTOR ANALYSIS

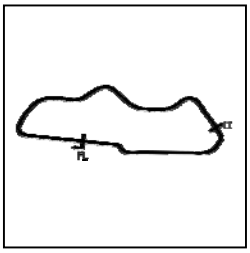

SECTOR 1 = FL to I1, SECTOR 2 = I1 to FL, DIFF = Difference To Personal Best Lap, P = Crossed Finish Line in Pit Lane, D = Time Disallowed

P1 111 Sam SMITH Kawasaki - GBM KAWASAKI

IDEAL LAP TIME : 1:27.274 BEST LAP TIME : 1:27.385 DIFFERENCE : 0.111

LAP	SECTOR 1	SECTOR 2	LAP TIME	MPH	DIFF	TIME OF DAY
1 -	1:01.408	31.055	1:32.463	77.05	5.078	09:54:53.399
2 -	1:00.084	31.477	1:31.561	77.81	4.176	09:56:24.960
3 -	1:01.878	31.204	1:33.082	76.54	5.697	09:57:58.042
4 -	57.667	***29.718***	***1:27.385*** **(1)**	***81.53***		***09:59:25.427***
5 -	59.005	29.817	1:28.822	80.21	1.437	10:00:54.249
6 -	58.159	31.586	1:29.745	79.38	2.360	10:02:23.994
7 -	57.924	30.087	1:28.011 **(3)**	80.95	0.626	10:03:52.005
8 -	***57.556***	30.238	1:27.794 **(2)**	81.15	0.409	10:05:19.799

P2 34 Jason PAGE Yamaha -

IDEAL LAP TIME : BEST LAP TIME : 1:29.110 DIFFERENCE :

LAP	SECTOR 1	SECTOR 2	LAP TIME	MPH	DIFF	TIME OF DAY
1 -			1:50.436	64.51	21.326	09:54:20.754
2 -			1:38.700	72.18	9.590	09:55:59.454
3 -			1:34.866	75.10	5.756	09:57:34.320
4 -			1:32.125	77.33	3.015	09:59:06.445
5 -			1:35.186	74.84	6.076	10:00:41.631
6 -			1:29.738 **(2)**	79.39	0.628	10:02:11.369
7 -			***1:29.110*** **(1)**	***79.95***		***10:03:40.479***
8 -			1:30.167 **(3)**	79.01	1.057	10:05:10.646

P3 82 C Andrew SMITH Kawasaki - 5 Club Racing

IDEAL LAP TIME : 1:29.696 BEST LAP TIME : 1:29.696 DIFFERENCE : 0.000

LAP	SECTOR 1	SECTOR 2	LAP TIME	MPH	DIFF	TIME OF DAY
1 -		31.252	1:52.079	63.56	22.383	09:55:44.570
2 -	1:03.741	32.178	1:35.919	74.27	6.223	09:57:20.489
3 -	1:04.472	31.676	1:36.148	74.10	6.452	09:58:56.637
4 -	1:01.817	30.556	1:32.373	77.12	2.677	10:00:29.010
5 -	***59.692***	***30.004***	***1:29.696*** **(1)**	***79.43***		***10:01:58.706***
6 -	1:02.349	30.023	1:32.372 **(3)**	77.12	2.676	10:03:31.078
7 -	1:00.291	30.518	1:30.809 **(2)**	78.45	1.113	10:05:01.887

P4 70 C Chris BURSELL Triumph - Nuway AV

IDEAL LAP TIME : 1:29.775 BEST LAP TIME : 1:29.866 DIFFERENCE : 0.091

LAP	SECTOR 1	SECTOR 2	LAP TIME	MPH	DIFF	TIME OF DAY
1 -	1:05.235	31.837	1:37.072	73.39	7.206	09:55:09.501
2 -	1:00.514	31.418	1:31.932	77.49	2.066	09:56:41.433
3 -	1:01.382	33.196	1:34.578	75.33	4.712	09:58:16.011
4 -	1:01.806	30.888	1:32.694	76.86	2.828	09:59:48.705
5 -	1:01.512	31.992	1:33.504	76.19	3.638	10:01:22.209
6 -	1:00.706	30.937	1:31.643 **(3)**	77.74	1.777	10:02:53.852
7 -	***59.255***	30.611	***1:29.866*** **(1)**	***79.28***		***10:04:23.718***
8 -	1:00.677	***30.520***	1:31.197 **(2)**	78.12	1.331	10:05:54.915

P5 27 Stuart WICKENS Triumph - Big Tone

IDEAL LAP TIME : 1:29.974 BEST LAP TIME : 1:29.974 DIFFERENCE : 0.000

LAP	SECTOR 1	SECTOR 2	LAP TIME	MPH	DIFF	TIME OF DAY
1 -	1:04.905	32.116	1:37.021	73.43	7.047	09:53:55.124
2 -	1:05.262	33.678	1:38.940	72.00	8.966	09:55:34.064
3 -	1:03.252	32.581	1:35.833	74.34	5.859	09:57:09.897
4 -	1:01.976	31.726	1:33.702	76.03	3.728	09:58:43.599
5 -	1:01.499	31.434	1:32.933 **(3)**	76.66	2.959	10:00:16.532
6 -	1:01.770	32.316	1:34.086	75.72	4.112	10:01:50.618
7 -	1:01.380	30.926	1:32.306 **(2)**	77.18	2.332	10:03:22.924
8 -	***59.708***	***30.266***	***1:29.974*** **(1)**	***79.18***		***10:04:52.898***

Weather / Track : Drizzle / Wet

Donington Park National
Circuit Length = 1.9790 miles
Start: 09:51 Flag 10:04 End: 10:06

BMCRC - MRO Championships 2018 - Rnd 5 @ Donington Park

Team Respro MRO 600 inc Clubman 600 & BMCRC Rookie 600

FREE PRACTICE - SECTOR ANALYSIS

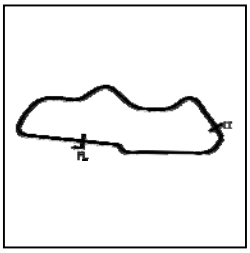

SECTOR 1 = FL to I1, SECTOR 2 = I1 to FL, DIFF = Difference To Personal Best Lap, P = Crossed Finish Line in Pit Lane, D = Time Disallowed

P6 143 C Daire PRENDERGAST Kawasaki -

IDEAL LAP TIME : 1:30.857 BEST LAP TIME : 1:30.857 DIFFERENCE : 0.000

LAP	SECTOR 1	SECTOR 2	LAP TIME	MPH	DIFF	TIME OF DAY
1 -	1:07.190	34.658	1:41.848	69.95	10.991	09:54:04.744
2 -	1:04.823	33.330	1:38.153	72.58	7.296	09:55:42.897
3 -	1:04.938	32.775	1:37.713 **(3)**	72.91	6.856	09:57:20.610
4 -	1:06.346	32.809	1:39.155	71.85	8.298	09:58:59.765
5 -	1:02.312	31.591	1:33.903 **(2)**	75.87	3.046	10:00:33.668
6 -	***59.905***	***30.952***	***1:30.857*** **(1)**	***78.41***		***10:02:04.525***

P7 84 C Ben WOTTON Triumph - JJR Triumph/ RJS Services

IDEAL LAP TIME : 1:30.628 BEST LAP TIME : 1:30.889 DIFFERENCE : 0.261

LAP	SECTOR 1	SECTOR 2	LAP TIME	MPH	DIFF	TIME OF DAY
1 -	1:02.460	IN PIT	1:42.529 **P**	69.48	11.640	09:53:58.888
2 -		32.669	5:07.619	23.16	3:36.730	09:59:06.507
3 -	1:06.181	32.322	1:38.503	72.32	7.614	10:00:45.010
4 -	1:03.577	***30.514***	1:34.091 **(3)**	75.72	3.202	10:02:19.101
5 -	1:00.153	30.736	***1:30.889*** **(1)**	***78.38***		***10:03:49.990***
6 -	***1:00.114***	31.003	1:31.117 **(2)**	78.19	0.228	10:05:21.107

P8 156 C Michael STONE Kawasaki -

IDEAL LAP TIME : 1:30.973 BEST LAP TIME : 1:30.973 DIFFERENCE : 0.000

LAP	SECTOR 1	SECTOR 2	LAP TIME	MPH	DIFF	TIME OF DAY
1 -	1:05.799	33.379	1:39.178	71.83	8.205	09:54:00.985
2 -	1:03.176	34.088	1:37.264	73.25	6.291	09:55:38.249
3 -	1:01.674	32.715	1:34.389	75.48	3.416	09:57:12.638
4 -	1:01.574	31.914	1:33.488	76.20	2.515	09:58:46.126
5 -	1:00.504	31.945	1:32.449 **(2)**	77.06	1.476	10:00:18.575
6 -	1:00.402	32.621	1:33.023 **(3)**	76.59	2.050	10:01:51.598
7 -	1:00.804	32.851	1:33.655	76.07	2.682	10:03:25.253
8 -	***59.568***	***31.405***	***1:30.973*** **(1)**	***78.31***		***10:04:56.226***

P9 39 600 Max MORGAN Kawasaki - MSS PERFORMANCE

IDEAL LAP TIME : 1:31.145 BEST LAP TIME : 1:31.145 DIFFERENCE : 0.000

LAP	SECTOR 1	SECTOR 2	LAP TIME	MPH	DIFF	TIME OF DAY
1 -	1:09.205	34.470	1:43.675	68.72	12.530	09:55:23.277
2 -	1:04.738	32.893	1:37.631	72.97	6.486	09:57:00.908
3 -	1:01.991	32.140	1:34.131	75.68	2.986	09:58:35.039
4 -	1:00.399	32.210	1:32.609 **(2)**	76.93	1.464	10:00:07.648
5 -	1:02.499	31.523	1:34.022 **(3)**	75.77	2.877	10:01:41.670
6 -	***1:00.063***	***31.082***	***1:31.145*** **(1)**	***78.16***		***10:03:12.815***
7 -	1:02.336	31.978	1:34.314	75.54	3.169	10:04:47.129

P10 818 600 Alex BARKER Yamaha - Courtneys Vehicle Logistics & Barker Woodrow Archit

IDEAL LAP TIME : 1:31.469 BEST LAP TIME : 1:31.626 DIFFERENCE : 0.157

LAP	SECTOR 1	SECTOR 2	LAP TIME	MPH	DIFF	TIME OF DAY
1 -	1:11.115	33.976	1:45.091	67.79	13.465	09:54:12.708
2 -	1:02.904	33.401	1:36.305	73.97	4.679	09:55:49.013
3 -	1:04.456	33.064	1:37.520	73.05	5.894	09:57:26.533
4 -	1:03.089	33.242	1:36.331	73.96	4.705	09:59:02.864
5 -	1:05.245	33.522	1:38.767	72.13	7.141	10:00:41.631
6 -	1:00.423	***31.203***	***1:31.626*** **(1)**	***77.75***		***10:02:13.257***
7 -	***1:00.266***	31.930	1:32.196 **(2)**	77.27	0.570	10:03:45.453
8 -	1:01.810	32.383	1:34.193 **(3)**	75.63	2.567	10:05:19.646

P11 62 C Charlie PATERSON Yamaha - TBR Performance

IDEAL LAP TIME : 1:31.963 BEST LAP TIME : 1:31.963 DIFFERENCE : 0.000

LAP	SECTOR 1	SECTOR 2	LAP TIME	MPH	DIFF	TIME OF DAY

Weather / Track : Drizzle / Wet

Donington Park National
Circuit Length = 1.9790 miles
Start: 09:51 Flag 10:04 End: 10:06

BMCRC - MRO Championships 2018 - Rnd 5 @ Donington Park

Team Respro MRO 600 inc Clubman 600 & BMCRC Rookie 600

FREE PRACTICE - SECTOR ANALYSIS

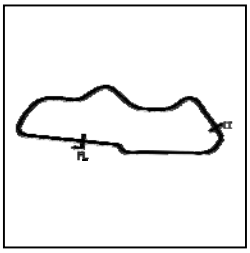

SECTOR 1 = FL to I1, SECTOR 2 = I1 to FL, DIFF = Difference To Personal Best Lap, P = Crossed Finish Line in Pit Lane, D = Time Disallowed

1 -	1:08.789	34.593	1:43.382		68.91	11.419	09:54:04.435
2 -	1:04.757	33.239	1:37.996		72.70	6.033	09:55:42.431
3 -	1:03.969	32.889	1:36.858		73.55	4.895	09:57:19.289
4 -	1:05.773	33.294	1:39.067		71.91	7.104	09:58:58.356
5 -	1:04.384	32.186	1:36.570	(3)	73.77	4.607	10:00:34.926
6 -	***1:00.307***	***31.656***	***1:31.963***	**(1)**	***77.47***		***10:02:06.889***
7 -	1:00.665	32.923	1:33.588	(2)	76.12	1.625	10:03:40.477
8 -	1:04.702	32.275	1:36.977		73.46	5.014	10:05:17.454

P12 64 C Rob SALTMER

Yamaha - Universal Tyres & Autocentres

IDEAL LAP TIME : 1:31.968 BEST LAP TIME : 1:31.971 DIFFERENCE : 0.003

LAP	SECTOR 1	SECTOR 2	LAP TIME		MPH	DIFF	TIME OF DAY
1 -	1:07.395	33.917	1:41.312		70.32	9.341	09:53:59.515
2 -	1:03.199	33.032	1:36.231		74.03	4.260	09:55:35.746
3 -	1:03.483	32.959	1:36.442		73.87	4.471	09:57:12.188
4 -	1:03.838	31.967	1:35.805		74.36	3.834	09:58:47.993
5 -	1:01.552	***31.687***	1:33.239	(2)	76.41	1.268	10:00:21.232
6 -	1:00.878	32.712	1:33.590		76.12	1.619	10:01:54.822
7 -	1:01.398	32.050	1:33.448	(3)	76.24	1.477	10:03:28.270
8 -	***1:00.281***	31.690	***1:31.971***	**(1)**	***77.46***		***10:05:00.241***

P13 661 C Cameron HARRIS

Yamaha - HARRIS PERFORMANCE

IDEAL LAP TIME : 1:32.372 BEST LAP TIME : 1:32.372 DIFFERENCE : 0.000

LAP	SECTOR 1	SECTOR 2	LAP TIME		MPH	DIFF	TIME OF DAY
1 -	1:08.046	34.078	1:42.124		69.76	9.752	09:54:06.580
2 -	1:02.923	34.159	1:37.082		73.38	4.710	09:55:43.662
3 -	1:03.601	32.949	1:36.550		73.79	4.178	09:57:20.212
4 -	1:05.700	33.441	1:39.141		71.86	6.769	09:58:59.353
5 -	1:02.498	33.593	1:36.091	(3)	74.14	3.719	10:00:35.444
6 -	***1:00.554***	***31.818***	***1:32.372***	**(1)**	***77.12***		***10:02:07.816***
7 -	1:01.332	32.692	1:34.024	(2)	75.77	1.652	10:03:41.840
8 -	1:04.099	32.415	1:36.514		73.81	4.142	10:05:18.354

P14 192 C Daniel MOFFA

Triumph - DM Racing

IDEAL LAP TIME : 1:32.147 BEST LAP TIME : 1:32.478 DIFFERENCE : 0.331

LAP	SECTOR 1	SECTOR 2	LAP TIME		MPH	DIFF	TIME OF DAY
1 -	1:11.258	34.745	1:46.003		67.21	13.525	09:54:08.693
2 -	1:05.018	33.326	1:38.344		72.44	5.866	09:55:47.037
3 -	1:02.559	32.589	1:35.148		74.87	2.670	09:57:22.185
4 -	1:05.456	33.921	1:39.377		71.69	6.899	09:59:01.562
5 -	1:05.228	32.565	1:37.793		72.85	5.315	10:00:39.355
6 -	1:01.508	***31.528***	1:33.036	(2)	76.57	0.558	10:02:12.391
7 -	***1:00.619***	31.859	***1:32.478***	**(1)**	***77.04***		***10:03:44.869***
8 -	1:02.096	31.904	1:34.000	(3)	75.79	1.522	10:05:18.869

P15 56 Michael MILLS

Yamaha - A51 Racing

IDEAL LAP TIME : 1:32.008 BEST LAP TIME : 1:32.517 DIFFERENCE : 0.509

LAP	SECTOR 1	SECTOR 2	LAP TIME		MPH	DIFF	TIME OF DAY
1 -	1:02.861	31.613	1:34.474		75.41	1.957	09:54:56.250
2 -	***1:01.140***	31.906	1:33.046	(2)	76.57	0.529	09:56:29.296
3 -	1:03.285	32.789	1:36.074		74.15	3.557	09:58:05.370
4 -	1:03.805	32.815	1:36.620		73.73	4.103	09:59:41.990
5 -	1:03.214	34.776	1:37.990		72.70	5.473	10:01:19.980
6 -	1:02.360	31.886	1:34.246		75.59	1.729	10:02:54.226
7 -	1:02.442	30.972	1:33.414	(3)	76.26	0.897	10:04:27.640
8 -	1:01.649	***30.868***	***1:32.517***	**(1)**	***77.00***		***10:06:00.157***

Weather / Track : Drizzle / Wet

Donington Park National
Circuit Length = 1.9790 miles
Start: 09:51 Flag 10:04 End: 10:06

BMCRC - MRO Championships 2018 - Rnd 5 @ Donington Park

Team Respro MRO 600 inc Clubman 600 & BMCRC Rookie 600

FREE PRACTICE - SECTOR ANALYSIS

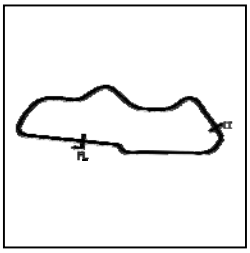

SECTOR 1 = FL to I1, SECTOR 2 = I1 to FL, DIFF = Difference To Personal Best Lap, P = Crossed Finish Line in Pit Lane, D = Time Disallowed

P16 89 David MUNRO Yamaha - Munro Racing

IDEAL LAP TIME : 1:32.625 BEST LAP TIME : 1:32.625 DIFFERENCE : 0.000

LAP	SECTOR 1	SECTOR 2	LAP TIME	MPH	DIFF	TIME OF DAY
1 -		35.305	2:12.597	53.73	39.972	09:57:13.308
2 -	1:08.030	32.838	1:40.868	70.63	8.243	09:58:54.176
3 -	1:05.694	31.836	1:37.530	73.05	4.905	10:00:31.706
4 -	***1:01.394***	***31.231***	***1:32.625 (1)***	***76.91***		***10:02:04.331***
5 -	1:02.003	32.617	1:34.620 **(2)**	75.29	1.995	10:03:38.951
6 -	1:03.101	32.397	1:35.498 **(3)**	74.60	2.873	10:05:14.449

P17 188 600 Dawid KRAWIECKI Yamaha - Code Blue LTD

IDEAL LAP TIME : 1:32.824 BEST LAP TIME : 1:33.566 DIFFERENCE : 0.742

LAP	SECTOR 1	SECTOR 2	LAP TIME	MPH	DIFF	TIME OF DAY
1 -		35.064	2:01.994	58.40	28.428	09:56:39.457
2 -	1:02.996	34.084	1:37.080	73.38	3.514	09:58:16.537
3 -	1:02.077	32.436	1:34.513	75.38	0.947	09:59:51.050
4 -	1:03.120	33.140	1:36.260	74.01	2.694	10:01:27.310
5 -	***1:01.471***	32.279	1:33.750 **(3)**	75.99	0.184	10:03:01.060
6 -	1:02.135	31.431	***1:33.566 (1)***	***76.14***		***10:04:34.626***
7 -	1:02.254	***31.353***	1:33.607 **(2)**	76.11	0.041	10:06:08.233

P18 42 600 Michael ATTWOOD Yamaha - Moremoto

IDEAL LAP TIME : 1:33.962 BEST LAP TIME : 1:33.962 DIFFERENCE : 0.000

LAP	SECTOR 1	SECTOR 2	LAP TIME	MPH	DIFF	TIME OF DAY
1 -	1:10.388	35.196	1:45.584	67.47	11.622	09:54:07.176
2 -	1:06.932	34.092	1:41.024	70.52	7.062	09:55:48.200
3 -	1:04.969	33.108	1:38.077 **(3)**	72.64	4.115	09:57:26.277
4 -	1:05.818	33.348	1:39.166	71.84	5.204	09:59:05.443
5 -	1:06.757	33.897	1:40.654	70.78	6.692	10:00:46.097
6 -	1:05.481	33.550	1:39.031	71.94	5.069	10:02:25.128
7 -	1:04.087	32.962	1:37.049 **(2)**	73.41	3.087	10:04:02.177
8 -	***1:02.217***	***31.745***	***1:33.962 (1)***	***75.82***		***10:05:36.139***

P19 60 C Jack YOUNGE Yamaha - Chase Timber Products

IDEAL LAP TIME : 1:34.124 BEST LAP TIME : 1:34.124 DIFFERENCE : 0.000

LAP	SECTOR 1	SECTOR 2	LAP TIME	MPH	DIFF	TIME OF DAY
1 -	1:07.922	34.390	1:42.312	69.63	8.188	09:54:43.098
2 -	1:04.473	36.976	1:41.449	70.22	7.325	09:56:24.547
3 -	1:04.772	34.505	1:39.277	71.76	5.153	09:58:03.824
4 -	1:05.999	34.064	1:40.063	71.20	5.939	09:59:43.887
5 -	1:07.167	33.479	1:40.646	70.78	6.522	10:01:24.533
6 -	1:03.714	33.286	1:37.000 **(3)**	73.44	2.876	10:03:01.533
7 -	1:03.927	32.374	1:36.301 **(2)**	73.98	2.177	10:04:37.834
8 -	***1:02.073***	***32.051***	***1:34.124 (1)***	***75.69***		***10:06:11.958***

P20 80 C Stephen KIMMINGS Yamaha - S T Engineering

IDEAL LAP TIME : 1:34.969 BEST LAP TIME : 1:34.969 DIFFERENCE : 0.000

LAP	SECTOR 1	SECTOR 2	LAP TIME	MPH	DIFF	TIME OF DAY
1 -	1:06.758	34.831	1:41.589	70.13	6.620	09:54:09.154
2 -	1:05.935	34.732	1:40.667	70.77	5.698	09:55:49.821
3 -	1:03.970	33.105	1:37.075 **(2)**	73.39	2.106	09:57:26.896
4 -	1:06.052	32.656	1:38.708	72.17	3.739	09:59:05.604
5 -	1:06.091	33.078	1:39.169	71.84	4.200	10:00:44.773
6 -	1:05.592	33.186	1:38.778	72.12	3.809	10:02:23.551
7 -	1:03.915	33.285	1:37.200 **(3)**	73.29	2.231	10:04:00.751
8 -	***1:02.607***	***32.362***	***1:34.969 (1)***	***75.02***		***10:05:35.720***

Weather / Track : Drizzle / Wet

Donington Park National
Circuit Length = 1.9790 miles
Start: 09:51 Flag 10:04 End: 10:06

BMCRC - MRO Championships 2018 - Rnd 5 @ Donington Park

Team Respro MRO 600 inc Clubman 600 & BMCRC Rookie 600

FREE PRACTICE - SECTOR ANALYSIS

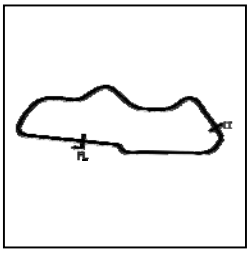

SECTOR 1 = FL to I1, SECTOR 2 = I1 to FL, DIFF = Difference To Personal Best Lap, P = Crossed Finish Line in Pit Lane, D = Time Disallowed

P21 46 Harry ROWLINGS — Triumph - Bernard Elliott racing / Steve Jordan motorcycles

IDEAL LAP TIME : 1:32.918 BEST LAP TIME : 1:35.363 DIFFERENCE : 2.445

LAP	SECTOR 1	SECTOR 2	LAP TIME	MPH	DIFF	TIME OF DAY
1 -	1:02.838	32.525	***1:35.363 (1)***	***74.71***		***09:55:05.415***
2 -	***1:01.229***	IN PIT	1:39.758 **P**	71.41	4.395	09:56:45.173
3 -		***31.689***	2:31.882 **(3)**	46.90	56.519	09:59:17.055
4 -	1:07.669	33.361	1:41.030 **(2)**	70.52	5.667	10:00:58.085
5 -	1:03.830	IN PIT	1:41.734 **P**	70.03	6.371	10:02:39.819

P22 57 Theo RUTTER — Yamaha - Sublime Designs Racing/RRC

IDEAL LAP TIME : 1:35.234 BEST LAP TIME : 1:35.713 DIFFERENCE : 0.479

LAP	SECTOR 1	SECTOR 2	LAP TIME	MPH	DIFF	TIME OF DAY
1 -	1:09.579	34.643	1:44.222	68.36	8.509	09:54:07.337
2 -	1:07.525	32.763	1:40.288	71.04	4.575	09:55:47.625
3 -	***1:03.379***	32.334	***1:35.713 (1)***	***74.43***		***09:57:23.338***
4 -	1:05.990	33.023	1:39.013	71.95	3.300	09:59:02.351
5 -	1:05.413	33.211	1:38.624	72.24	2.911	10:00:40.975
6 -	1:03.495	32.312	1:35.807 **(2)**	74.36	0.094	10:02:16.782
7 -	1:04.197	***31.855***	1:36.052 **(3)**	74.17	0.339	10:03:52.834
8 -	1:04.004	33.710	1:37.714	72.91	2.001	10:05:30.548

P23 81 C Liam DUFFETT — Triumph -

IDEAL LAP TIME : 1:35.957 BEST LAP TIME : 1:36.037 DIFFERENCE : 0.080

LAP	SECTOR 1	SECTOR 2	LAP TIME	MPH	DIFF	TIME OF DAY
1 -	1:10.926	36.121	1:47.047	66.55	11.010	09:54:33.807
2 -	1:08.517	33.970	1:42.487	69.51	6.450	09:56:16.294
3 -	1:09.464	34.654	1:44.118	68.42	8.081	09:58:00.412
4 -	1:08.070	33.505	1:41.575	70.14	5.538	09:59:41.987
5 -	1:05.326	33.458	1:38.784	72.12	2.747	10:01:20.771
6 -	1:04.851	32.315	1:37.166 **(3)**	73.32	1.129	10:02:57.937
7 -	1:04.627	***31.963***	1:36.590 **(2)**	73.76	0.553	10:04:34.527
8 -	***1:03.994***	32.043	***1:36.037 (1)***	***74.18***		***10:06:10.564***

P24 100 600 Craig HOWTON — Suzuki - Me

IDEAL LAP TIME : 1:36.594 BEST LAP TIME : 1:36.725 DIFFERENCE : 0.131

LAP	SECTOR 1	SECTOR 2	LAP TIME	MPH	DIFF	TIME OF DAY
1 -		35.715	2:05.356	56.83	28.631	09:56:01.128
2 -	1:08.320	33.756	1:42.076	69.79	5.351	09:57:43.204
3 -	1:05.063	33.078	1:38.141	72.59	1.416	09:59:21.345
4 -	***1:04.113***	33.322	1:37.435 **(3)**	73.12	0.710	10:00:58.780
5 -	1:04.318	33.428	1:37.746	72.88	1.021	10:02:36.526
6 -	1:04.342	32.673	1:37.015 **(2)**	73.43	0.290	10:04:13.541
7 -	1:04.244	***32.481***	***1:36.725 (1)***	***73.65***		***10:05:50.266***

P25 2 600 Toby TRUNDLE — Triumph - Harris Motorcycles Ltd - Harlow Essex

IDEAL LAP TIME : 1:36.805 BEST LAP TIME : 1:36.805 DIFFERENCE : 0.000

LAP	SECTOR 1	SECTOR 2	LAP TIME	MPH	DIFF	TIME OF DAY
1 -		35.146	2:08.358	55.50	31.553	09:57:16.318
2 -	1:10.399	34.463	1:44.862	67.94	8.057	09:59:01.180
3 -	1:07.922	33.384	1:41.306	70.32	4.501	10:00:42.486
4 -			1:40.170 **(3)**	71.12	3.365	10:02:22.656
5 -	1:05.937	34.063	1:40.000 **(2)**	71.24	3.195	10:04:02.656
6 -	***1:04.459***	***32.346***	***1:36.805 (1)***	***73.59***		***10:05:39.461***

P26 58 C Barry STEWART — Kawasaki -

IDEAL LAP TIME : 1:36.942 BEST LAP TIME : 1:36.942 DIFFERENCE : 0.000

LAP	SECTOR 1	SECTOR 2	LAP TIME	MPH	DIFF	TIME OF DAY
1 -		37.080	2:03.046	57.90	26.104	09:57:40.024

Weather / Track : Drizzle / Wet

Donington Park National
Circuit Length = 1.9790 miles
Start: 09:51 Flag 10:04 End: 10:06

BMCRC - MRO Championships 2018 - Rnd 5 @ Donington Park

Team Respro MRO 600 inc Clubman 600 & BMCRC Rookie 600

FREE PRACTICE - SECTOR ANALYSIS

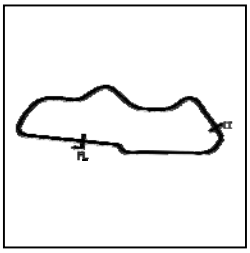

SECTOR 1 = FL to I1, SECTOR 2 = I1 to FL, DIFF = Difference To Personal Best Lap, P = Crossed Finish Line in Pit Lane, D = Time Disallowed

2 -	1:07.849	34.834	1:42.683		69.38	5.741	09:59:22.707
3 -	1:05.680	34.837	1:40.517		70.87	3.575	10:01:03.224
4 -	1:04.949	35.073	1:40.022	(3)	71.23	3.080	10:02:43.246
5 -	1:04.804	34.341	1:39.145	(2)	71.86	2.203	10:04:22.391
6 -	***1:03.376***	***33.566***	***1:36.942***	**(1)**	***73.49***		***10:05:59.333***

P27 97 C Julien LIGUORI

Kawasaki - Liguori' Pizza New Forest

IDEAL LAP TIME : 1:36.714 BEST LAP TIME : 1:37.223 DIFFERENCE : 0.509

LAP	SECTOR 1	SECTOR 2	LAP TIME		MPH	DIFF	TIME OF DAY
1 -	1:05.737	34.566	1:40.303		71.03	3.080	09:55:03.987
2 -	1:03.017	34.640	1:37.657	(3)	72.95	0.434	09:56:41.644
3 -	***1:02.407***	34.816	***1:37.223***	**(1)**	***73.28***		***09:58:18.867***
4 -	1:07.660	35.818	1:43.478		68.85	6.255	10:00:02.345
5 -	1:03.298	***34.307***	1:37.605	(2)	72.99	0.382	10:01:39.950
6 -	1:05.882	35.006	1:40.888		70.61	3.665	10:03:20.838
7 -	1:06.672	35.043	1:41.715		70.04	4.492	10:05:02.553

P28 16 C Ollie SHOTTON

Kawasaki -

IDEAL LAP TIME : 1:36.743 BEST LAP TIME : 1:37.241 DIFFERENCE : 0.498

LAP	SECTOR 1	SECTOR 2	LAP TIME		MPH	DIFF	TIME OF DAY
1 -	1:18.857	38.193	1:57.050		60.86	19.809	09:54:24.383
2 -	1:10.838	36.697	1:47.535		66.25	10.294	09:56:11.918
3 -	1:11.687	36.054	1:47.741		66.12	10.500	09:57:59.659
4 -	1:08.679	34.718	1:43.397		68.90	6.156	09:59:43.056
5 -	1:07.765	34.595	1:42.360		69.60	5.119	10:01:25.416
6 -	1:06.084	32.713	1:38.797	(3)	72.11	1.556	10:03:04.213
7 -	1:05.344	***32.591***	1:37.935	(2)	72.74	0.694	10:04:42.148
8 -	***1:04.152***	33.089	***1:37.241***	**(1)**	***73.26***		***10:06:19.389***

P29 53 C Jason SIGGS

Yamaha - J Siggs Construction

IDEAL LAP TIME : 1:37.298 BEST LAP TIME : 1:37.338 DIFFERENCE : 0.040

LAP	SECTOR 1	SECTOR 2	LAP TIME		MPH	DIFF	TIME OF DAY
1 -	1:12.720	37.010	1:49.730		64.92	12.392	09:54:24.161
2 -	1:04.888	33.446	1:38.334	(3)	72.45	0.996	09:56:02.495
3 -	1:08.348	33.615	1:41.963		69.87	4.625	09:57:44.458
4 -	1:05.460	33.373	1:38.833		72.08	1.495	09:59:23.291
5 -	1:05.643	34.843	1:40.486		70.90	3.148	10:01:03.777
6 -	1:04.922	33.751	1:38.673		72.20	1.335	10:02:42.450
7 -	1:05.012	***32.640***	1:37.652	(2)	72.95	0.314	10:04:20.102
8 -	***1:04.658***	32.680	***1:37.338***	**(1)**	***73.19***		***10:05:57.440***

P30 8 600 Dave SAUNDERS

Honda -

IDEAL LAP TIME : 1:37.857 BEST LAP TIME : 1:37.857 DIFFERENCE : 0.000

LAP	SECTOR 1	SECTOR 2	LAP TIME		MPH	DIFF	TIME OF DAY
1 -	1:14.888	37.033	1:51.921		63.65	14.064	09:55:38.868
2 -	1:07.166	34.372	1:41.538		70.16	3.681	09:57:20.406
3 -	1:09.541	34.028	1:43.569		68.79	5.712	09:59:03.975
4 -	1:07.325	34.619	1:41.944		69.88	4.087	10:00:45.919
5 -	1:06.358	35.136	1:41.494	(3)	70.19	3.637	10:02:27.413
6 -	1:07.933	32.857	1:40.790	(2)	70.68	2.933	10:04:08.203
7 -	***1:05.326***	***32.531***	***1:37.857***	**(1)**	***72.80***		***10:05:46.060***

P31 20 600 Matt CLARKE

Kawasaki - Hayley Group PLC

IDEAL LAP TIME : 1:37.538 BEST LAP TIME : 1:38.446 DIFFERENCE : 0.908

LAP	SECTOR 1	SECTOR 2	LAP TIME		MPH	DIFF	TIME OF DAY
1 -	1:21.372	40.180	2:01.552		58.61	23.106	09:54:30.802
2 -	1:08.209	36.303	1:44.512		68.17	6.066	09:56:15.314
3 -	1:14.187	35.980	1:50.167		64.67	11.721	09:58:05.481
4 -	1:10.293	33.632	1:43.925		68.55	5.479	09:59:49.406

Weather / Track : Drizzle / Wet

Donington Park National
Circuit Length = 1.9790 miles
Start: 09:51 Flag 10:04 End: 10:06

BMCRC - MRO Championships 2018 - Rnd 5 @ Donington Park

Team Respro MRO 600 inc Clubman 600 & BMCRC Rookie 600

FREE PRACTICE - SECTOR ANALYSIS

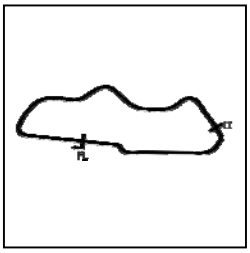

SECTOR 1 = FL to I1, SECTOR 2 = I1 to FL, DIFF = Difference To Personal Best Lap, P = Crossed Finish Line in Pit Lane, D = Time Disallowed

5 -	***1:04.276***	34.170	***1:38.446***	**(1)**	***72.37***		***10:01:27.852***
6 -	1:06.015	33.890	1:39.905	**(2)**	71.31	1.459	10:03:07.757
7 -	1:07.921	***33.262***	1:41.183	**(3)**	70.41	2.737	10:04:48.940

P32 176 600 Steve BEATTIE Triumph -

IDEAL LAP TIME : 1:38.813 BEST LAP TIME : 1:38.813 DIFFERENCE : 0.000

LAP	SECTOR 1	SECTOR 2	LAP TIME		MPH	DIFF	TIME OF DAY
1 -		38.152	2:14.339		53.03	35.526	09:57:13.206
2 -	1:11.429	35.296	1:46.725		66.75	7.912	09:58:59.931
3 -	1:06.224	35.407	1:41.631	**(2)**	70.10	2.818	10:00:41.562
4 -	1:09.389	34.867	1:44.256		68.33	5.443	10:02:25.818
5 -	1:07.968	34.159	1:42.127	**(3)**	69.76	3.314	10:04:07.945
6 -	***1:04.958***	***33.855***	***1:38.813***	**(1)**	***72.10***		***10:05:46.758***

P33 69 600 Robert WINDEATT Triumph - L&W Contractors

IDEAL LAP TIME : 1:39.262 BEST LAP TIME : 1:39.262 DIFFERENCE : 0.000

LAP	SECTOR 1	SECTOR 2	LAP TIME		MPH	DIFF	TIME OF DAY
1 -	1:15.173	37.627	1:52.800		63.16	13.538	09:55:37.892
2 -	***1:05.964***	***33.298***	***1:39.262***	**(1)**	***71.77***		***09:57:17.154***
3 -	1:10.025	34.444	1:44.469		68.19	5.207	09:59:01.623
4 -	1:08.220	33.496	1:41.716	**(2)**	70.04	2.454	10:00:43.339
5 -	1:08.733	34.684	1:43.417		68.89	4.155	10:02:26.756
6 -	1:08.443	34.953	1:43.396	**(3)**	68.90	4.134	10:04:10.152

P34 17 C Philip BAKER Triumph - Ashford accident repair centre

IDEAL LAP TIME : 1:40.469 BEST LAP TIME : 1:41.029 DIFFERENCE : 0.560

LAP	SECTOR 1	SECTOR 2	LAP TIME		MPH	DIFF	TIME OF DAY
1 -	1:18.298	38.147	1:56.445		61.18	15.416	09:54:25.051
2 -	1:10.694	36.664	1:47.358		66.36	6.329	09:56:12.409
3 -	1:11.499	36.278	1:47.777		66.10	6.748	09:58:00.186
4 -	1:09.129	34.315	1:43.444		68.87	2.415	09:59:43.630
5 -	1:08.127	34.436	1:42.563	**(3)**	69.46	1.534	10:01:26.193
6 -	***1:07.088***	34.029	1:41.117	**(2)**	70.45	0.088	10:03:07.310
7 -	1:07.648	***33.381***	***1:41.029***	**(1)**	***70.52***		***10:04:48.339***

P35 84 600 Phillip McMANAMON Honda -

IDEAL LAP TIME : 1:40.947 BEST LAP TIME : 1:41.275 DIFFERENCE : 0.328

LAP	SECTOR 1	SECTOR 2	LAP TIME		MPH	DIFF	TIME OF DAY
1 -	1:16.755	39.737	1:56.492		61.15	15.217	09:55:40.546
2 -	1:08.779	35.358	1:44.137		68.41	2.862	09:57:24.683
3 -	1:08.684	34.876	1:43.560		68.79	2.285	09:59:08.243
4 -	***1:06.208***	35.067	***1:41.275***	**(1)**	***70.34***		***10:00:49.518***
5 -	1:07.171	35.597	1:42.768	**(3)**	69.32	1.493	10:02:32.286
6 -	1:09.129	34.854	1:43.983		68.51	2.708	10:04:16.269
7 -	1:07.421	***34.739***	1:42.160	**(2)**	69.74	0.885	10:05:58.429

P36 107 600 Michael WHEELDON Triumph -

IDEAL LAP TIME : 1:42.119 BEST LAP TIME : 1:42.119 DIFFERENCE : 0.000

LAP	SECTOR 1	SECTOR 2	LAP TIME		MPH	DIFF	TIME OF DAY
1 -		36.730	2:10.760		54.48	28.641	09:56:32.280
2 -	1:10.868	36.674	1:47.542		66.24	5.423	09:58:19.822
3 -	1:11.696	36.104	1:47.800		66.09	5.681	10:00:07.622
4 -	1:10.954	36.291	1:47.245	**(3)**	66.43	5.126	10:01:54.867
5 -	1:09.169	34.847	1:44.016	**(2)**	68.49	1.897	10:03:38.883
6 -	***1:07.798***	***34.321***	***1:42.119***	**(1)**	***69.76***		***10:05:21.002***

Weather / Track : Drizzle / Wet

Donington Park National
Circuit Length = 1.9790 miles
Start: 09:51 Flag 10:04 End: 10:06

BMCRC - MRO Championships 2018 - Rnd 5 @ Donington Park

Team Respro MRO 600 inc Clubman 600 & BMCRC Rookie 600

FREE PRACTICE - SECTOR ANALYSIS

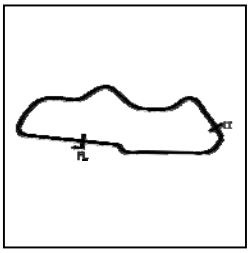

SECTOR 1 = FL to I1, SECTOR 2 = I1 to FL, DIFF = Difference To Personal Best Lap, P = Crossed Finish Line in Pit Lane, D = Time Disallowed

P37 33 600 Mark LAWRENCE Honda - Sarky racing

IDEAL LAP TIME : 1:41.811 BEST LAP TIME : 1:42.177 DIFFERENCE : 0.366

LAP	SECTOR 1	SECTOR 2	LAP TIME	MPH	DIFF	TIME OF DAY
1 -		39.873	2:16.596	52.15	34.419	09:54:35.347
2 -	1:11.717	39.066	1:50.783	64.31	8.606	09:56:26.130
3 -	1:13.054	38.014	1:51.068	64.14	8.891	09:58:17.198
4 -	1:10.017	36.853	1:46.870	66.66	4.693	10:00:04.068
5 -	1:07.543	***35.030***	1:42.573 **(3)**	69.45	0.396	10:01:46.641
6 -	1:06.837	35.340	***1:42.177*** **(1)**	***69.72***		***10:03:28.818***
7 -	***1:06.781***	35.398	1:42.179 **(2)**	69.72	0.002	10:05:10.997

P38 194 600 Liam CRACKNELL Kawasaki -

IDEAL LAP TIME : 1:41.700 BEST LAP TIME : 1:42.403 DIFFERENCE : 0.703

LAP	SECTOR 1	SECTOR 2	LAP TIME	MPH	DIFF	TIME OF DAY
1 -	1:23.870	40.856	2:04.726	57.12	22.323	09:54:30.980
2 -	1:15.444	38.439	1:53.883	62.56	11.480	09:56:24.863
3 -	1:13.613	37.426	1:51.039	64.16	8.636	09:58:15.902
4 -	1:10.316	35.835	1:46.151	67.11	3.748	10:00:02.053
5 -	1:08.411	***34.117***	1:42.528 **(2)**	69.48	0.125	10:01:44.581
6 -	***1:07.583***	34.820	***1:42.403*** **(1)**	***69.57***		***10:03:26.984***
7 -	1:07.883	35.445	1:43.328 **(3)**	68.95	0.925	10:05:10.312

P39 41 C Ian RAE Triumph - Richie ramsay golf.com

IDEAL LAP TIME : 1:42.755 BEST LAP TIME : 1:42.755 DIFFERENCE : 0.000

LAP	SECTOR 1	SECTOR 2	LAP TIME	MPH	DIFF	TIME OF DAY
1 -	1:12.558	38.664	1:51.222	64.05	8.467	09:54:42.222
2 -	1:12.148	37.128	1:49.276	65.19	6.521	09:56:31.498
3 -	1:10.458	36.808	1:47.266 **(3)**	66.42	4.511	09:58:18.764
4 -	1:10.417	37.026	1:47.443	66.31	4.688	10:00:06.207
5 -	1:11.769	36.837	1:48.606	65.60	5.851	10:01:54.813
6 -	1:10.133	35.899	1:46.032 **(2)**	67.19	3.277	10:03:40.845
7 -	***1:07.239***	***35.516***	***1:42.755*** **(1)**	***69.33***		***10:05:23.600***

P40 21 600 Nick WHITCHER Yamaha -

IDEAL LAP TIME : 1:43.364 BEST LAP TIME : 1:43.842 DIFFERENCE : 0.478

LAP	SECTOR 1	SECTOR 2	LAP TIME	MPH	DIFF	TIME OF DAY
1 -	1:18.810	38.704	1:57.514	60.62	13.672	09:54:23.756
2 -	1:14.293	36.711	1:51.004	64.18	7.162	09:56:14.760
3 -	1:14.184	36.104	1:50.288	64.60	6.446	09:58:05.048
4 -	1:13.297	***34.783***	1:48.080	65.92	4.238	09:59:53.128
5 -	1:10.510	36.204	1:46.714 **(3)**	66.76	2.872	10:01:39.842
6 -	1:10.307	35.121	1:45.428 **(2)**	67.57	1.586	10:03:25.270
7 -	***1:08.581***	35.261	***1:43.842*** **(1)**	***68.61***		***10:05:09.112***

P41 11 Ross DUNSTAN Suzuki - PRB Racing

IDEAL LAP TIME : 1:42.687 BEST LAP TIME : 1:44.052 DIFFERENCE : 1.365

LAP	SECTOR 1	SECTOR 2	LAP TIME	MPH	DIFF	TIME OF DAY
1 -	1:09.223	35.081	1:44.304	68.30	0.252	09:55:21.678
2 -	1:08.995	35.057	***1:44.052*** **(1)**	***68.47***		***09:57:05.730***
3 -	1:12.746	34.930	1:47.676	66.16	3.624	09:58:53.406
4 -	1:12.065	35.479	1:47.544	66.24	3.492	10:00:40.950
5 -	1:08.694	35.426	1:44.120 **(3)**	68.42	0.068	10:02:25.070
6 -	1:09.638	***34.676***	1:44.314	68.29	0.262	10:04:09.384
7 -	***1:08.011***	36.044	1:44.055 **(2)**	68.46	0.003	10:05:53.439

P42 55 C Edgar MACHADO Honda - Build or not build

IDEAL LAP TIME : BEST LAP TIME : 1:44.330 DIFFERENCE :

LAP	SECTOR 1	SECTOR 2	LAP TIME	MPH	DIFF	TIME OF DAY

Weather / Track : Drizzle / Wet

Donington Park National
Circuit Length = 1.9790 miles
Start: 09:51 Flag 10:04 End: 10:06

BMCRC - MRO Championships 2018 - Rnd 5 @ Donington Park

Team Respro MRO 600 inc Clubman 600 & BMCRC Rookie 600

FREE PRACTICE - SECTOR ANALYSIS

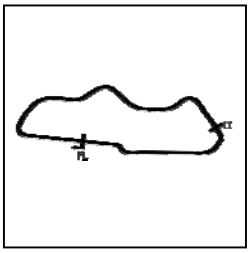

SECTOR 1 = FL to I1, SECTOR 2 = I1 to FL, DIFF = Difference To Personal Best Lap, P = Crossed Finish Line in Pit Lane, D = Time Disallowed

1 -			1:50.074 **(2)**	64.72	5.744	10:01:53.459
2 -			***1:44.330* (1)**	***68.28***		***10:03:37.789***

P43 18 600 Jamie THOMAS Suzuki - Team RubyRacing

IDEAL LAP TIME : 1:48.540 BEST LAP TIME : 1:48.540 DIFFERENCE : 0.000

LAP	SECTOR 1	SECTOR 2	LAP TIME	MPH	DIFF	TIME OF DAY
1 -	1:18.565	38.963	1:57.528 **(2)**	60.62	8.988	09:54:25.684
2 -	***1:12.627***	***35.913***	***1:48.540* (1)**	***65.64***		***09:56:14.224***

P44 24 600 Mark REYNOLDS Yamaha -

IDEAL LAP TIME : BEST LAP TIME : DIFFERENCE :

LAP	SECTOR 1	SECTOR 2	LAP TIME	MPH	DIFF	TIME OF DAY
1 -	***1:20.815***	***IN PIT***	2:11.850 **P**	54.03		09:54:32.687

P45 99 Michael SIMMONS Yamaha - Westcountry Windings

IDEAL LAP TIME : BEST LAP TIME : DIFFERENCE :

LAP	SECTOR 1	SECTOR 2	LAP TIME	MPH	DIFF	TIME OF DAY
1 -	***1:14.743***	***IN PIT***	1:59.654 **P**	59.54		09:54:23.942

Weather / Track : Drizzle / Wet

Donington Park National
Circuit Length = 1.9790 miles
Start: 09:51 Flag 10:04 End: 10:06

BMCRC - MRO Championships 2018 - Rnd 5 @ Donington Park

Team Respro MRO 600 inc Clubman 600 & BMCRC Rookie 600

FREE PRACTICE - BEST SECTORS

SECTOR 1

POS	NO	NAME	TIME
1	111	SMITH	57.556
2	70	BURSELL	59.255
3	156	STONE	59.568
4	82	SMITH	59.692
5	27	WICKENS	59.708
6	143	PRENDERGAST	59.905
7	39	MORGAN	1:00.063
8	84	WOTTON	1:00.114
9	818	BARKER	1:00.266
10	64	SALTMER	1:00.281
11	62	PATERSON	1:00.307
12	661	HARRIS	1:00.554
13	192	MOFFA	1:00.619
14	56	MILLS	1:01.140
15	46	ROWLINGS	1:01.229
16	89	MUNRO	1:01.394
17	188	KRAWIECKI	1:01.471
18	60	YOUNGE	1:02.073
19	42	ATTWOOD	1:02.217
20	97	LIGUORI	1:02.407
21	80	KIMMINGS	1:02.607
22	58	STEWART	1:03.376
23	57	RUTTER	1:03.379
24	81	DUFFETT	1:03.994
25	100	HOWTON	1:04.113
26	16	SHOTTON	1:04.152
27	20	CLARKE	1:04.276
28	2	TRUNDLE	1:04.459
29	53	SIGGS	1:04.658
30	176	BEATTIE	1:04.958
31	8	SAUNDERS	1:05.326
32	69	WINDEATT	1:05.964
33	84	McMANAMON	1:06.208
34	33	LAWRENCE	1:06.781
35	17	BAKER	1:07.088
36	41	RAE	1:07.239
37	194	CRACKNELL	1:07.583
38	107	WHEELDON	1:07.798
39	11	DUNSTAN	1:08.011
40	21	WHITCHER	1:08.581
41	18	THOMAS	1:12.627
42	99	SIMMONS	1:14.743
43	24	REYNOLDS	1:20.815
44			
45			
46			

SECTOR 2

NO	NAME	TIME
111	SMITH	29.718
82	SMITH	30.004
27	WICKENS	30.266
84	WOTTON	30.514
70	BURSELL	30.520
56	MILLS	30.868
143	PRENDERGAST	30.952
39	MORGAN	31.082
818	BARKER	31.203
89	MUNRO	31.231
188	KRAWIECKI	31.353
156	STONE	31.405
192	MOFFA	31.528
62	PATERSON	31.656
64	SALTMER	31.687
46	ROWLINGS	31.689
42	ATTWOOD	31.745
661	HARRIS	31.818
57	RUTTER	31.855
81	DUFFETT	31.963
60	YOUNGE	32.051
2	TRUNDLE	32.346
80	KIMMINGS	32.362
100	HOWTON	32.481
8	SAUNDERS	32.531
16	SHOTTON	32.591
53	SIGGS	32.640
20	CLARKE	33.262
69	WINDEATT	33.298
17	BAKER	33.381
58	STEWART	33.566
176	BEATTIE	33.855
194	CRACKNELL	34.117
97	LIGUORI	34.307
107	WHEELDON	34.321
11	DUNSTAN	34.676
84	McMANAMON	34.739
21	WHITCHER	34.783
33	LAWRENCE	35.030
41	RAE	35.516
18	THOMAS	35.913

IDEAL / BEST COMPARISON

POS	NO	NAME	IDEAL	BEST	DIFF
		PERFECT LAP	1:27.274		
1	111	SMITH	1:27.274	1:27.385	0.111
2	82	SMITH	1:29.696	1:29.696	0.000
3	70	BURSELL	1:29.775	1:29.866	0.091
4	27	WICKENS	1:29.974	1:29.974	0.000
5	84	WOTTON	1:30.628	1:30.889	0.261
6	143	PRENDERGAST	1:30.857	1:30.857	0.000
7	156	STONE	1:30.973	1:30.973	0.000
8	39	MORGAN	1:31.145	1:31.145	0.000
9	818	BARKER	1:31.469	1:31.626	0.157
10	62	PATERSON	1:31.963	1:31.963	0.000
11	64	SALTMER	1:31.968	1:31.971	0.003
12	56	MILLS	1:32.008	1:32.517	0.509
13	192	MOFFA	1:32.147	1:32.478	0.331
14	661	HARRIS	1:32.372	1:32.372	0.000
15	89	MUNRO	1:32.625	1:32.625	0.000
16	188	KRAWIECKI	1:32.824	1:33.566	0.742
17	46	ROWLINGS	1:32.918	1:35.363	2.445
18	42	ATTWOOD	1:33.962	1:33.962	0.000
19	60	YOUNGE	1:34.124	1:34.124	0.000
20	80	KIMMINGS	1:34.969	1:34.969	0.000
21	57	RUTTER	1:35.234	1:35.713	0.479
22	81	DUFFETT	1:35.957	1:36.037	0.080
23	100	HOWTON	1:36.594	1:36.725	0.131
24	97	LIGUORI	1:36.714	1:37.223	0.509
25	16	SHOTTON	1:36.743	1:37.241	0.498
26	2	TRUNDLE	1:36.805	1:36.805	0.000
27	58	STEWART	1:36.942	1:36.942	0.000
28	53	SIGGS	1:37.298	1:37.338	0.040
29	20	CLARKE	1:37.538	1:38.446	0.908
30	8	SAUNDERS	1:37.857	1:37.857	0.000
31	176	BEATTIE	1:38.813	1:38.813	0.000
32	69	WINDEATT	1:39.262	1:39.262	0.000
33	17	BAKER	1:40.469	1:41.029	0.560
34	84	McMANAMON	1:40.947	1:41.275	0.328
35	194	CRACKNELL	1:41.700	1:42.403	0.703
36	33	LAWRENCE	1:41.811	1:42.177	0.366
37	107	WHEELDON	1:42.119	1:42.119	0.000
38	11	DUNSTAN	1:42.687	1:44.052	1.365
39	41	RAE	1:42.755	1:42.755	0.000
40	21	WHITCHER	1:43.364	1:43.842	0.478
41	18	THOMAS	1:48.540	1:48.540	0.000
42	55	MACHADO		1:44.330	
43	24	REYNOLDS			
44	99	SIMMONS			
45	34	PAGE		1:29.110	

Weather / Track : Drizzle / Wet

Donington Park National
Circuit Length = 1.9790 miles
Start: 09:51 Flag 10:04 End: 10:06

Results can be found at www.tsl-timing.com

Printed - 10:07 Saturday, 16 June 2018

BMCRC - MRO Championships 2018 - Rnd 5 @ Donington Park

Team Respro MRO 600 inc Clubman 600 & BMCRC Rookie 600

QUALIFYING - CLASSIFICATION

POS	NO	CL	PIC	NAME	ENTRY	TIME	ON	LAPS	GAP	DIFF	MPH
1	111		1	Sam SMITH	Kawasaki - GBM KAWASAKI	1:13.603	5	7			96.79
2	84	C	1	Ben WOTTON	Triumph - JJR Triumph/ RJS Services	1:14.058	2	11	0.455	0.455	96.20
3	27		2	Stuart WICKENS	Triumph - Big Tone	1:14.809	9	10	1.206	0.751	95.23
4	46		3	Harry ROWLINGS	Triumph - Bernard Elliott racing / Steve Jordan motorcycle	1:14.998	9	10	1.395	0.189	94.99
5	45		4	Ed PEAD	Yamaha -	1:15.135	9	10	1.532	0.137	94.82
6	82	C	2	Andrew SMITH	Kawasaki - 5 Club Racing	1:15.567	9	10	1.964	0.432	94.28
7	34		5	Jason PAGE	Yamaha -	1:15.801	9	10	2.198	0.234	93.99
8	17	C	3	Philip BAKER	Triumph - Ashford accident repair centre	1:16.800	7	10	3.197	0.999	92.76
9	56		6	Michael MILLS	Yamaha - A51 Racing	1:16.864	9	9	3.261	0.064	92.69
10	156	C	4	Michael STONE	Kawasaki -	1:17.079	9	10	3.476	0.215	92.43
11	192	C	5	Daniel MOFFA	Triumph - DM Racing	1:17.131	10	10	3.528	0.052	92.37
12	60	C	6	Jack YOUNGE	Yamaha - Chase Timber Products	1:17.219	9	10	3.616	0.088	92.26
13	99		7	Michael SIMMONS	Yamaha - Westcountry Windings	1:17.317	7	10	3.714	0.098	92.14
14	53	C	7	Jason SIGGS	Yamaha - J Siggs Construction	1:17.477	10	10	3.874	0.160	91.95
15	16	C	8	Ollie SHOTTON	Kawasaki -	1:17.579	10	10	3.976	0.102	91.83
16	661	C	9	Cameron HARRIS	Yamaha - HARRIS PERFORMANCE	1:18.240	10	10	4.637	0.661	91.06
17	70	C	10	Chris BURSELL	Triumph - Nuway AV	1:18.553	9	10	4.950	0.313	90.69
18	39	600	1	Max MORGAN	Kawasaki - MSS PERFORMANCE	1:18.966	9	9	5.363	0.413	90.22
19	57		8	Theo RUTTER	Yamaha - Sublime Designs Racing/RRC	1:19.060	8	10	5.457	0.094	90.11
20	80	C	11	Stephen KIMMINGS	Yamaha - S T Engineering	1:19.112	6	10	5.509	0.052	90.05
21	107	600	2	Michael WHEELDON	Triumph -	1:19.376	6	9	5.773	0.264	89.75
22	89		9	David MUNRO	Yamaha - Munro Racing	1:19.862	9	9	6.259	0.486	89.21
23	145		10	Peter MOORE	Honda - Station Garage , Isle of Man	1:19.943	6	9	6.340	0.081	89.12
24	62	C	12	Charlie PATERSON	Yamaha - TBR Performance	1:20.083	7	10	6.480	0.140	88.96
25	143	C	13	Daire PRENDERGAST	Kawasaki -	1:20.568	10	10	6.965	0.485	88.43
26	194	600	3	Liam CRACKNELL	Kawasaki -	1:20.855	9	9	7.252	0.287	88.11
27	42	600	4	Michael ATTWOOD	Yamaha - Moremoto	1:20.945	6	9	7.342	0.090	88.01
28	64	C	14	Rob SALTMER	Yamaha - Universal Tyres & Autocentres	1:21.009	7	10	7.406	0.064	87.94
29	81	C	15	Liam DUFFETT	Triumph -	1:21.073	9	10	7.470	0.064	87.87
30	97	C	16	Julien LIGUORI	Kawasaki - Liguori' Pizza New Forest	1:21.080	8	9	7.477	0.007	87.87
31	21	600	5	Nick WHITCHER	Yamaha -	1:21.460	7	10	7.857	0.380	87.46
32	818	600	6	Alex BARKER	Yamaha - Courtneys Vehicle Logistics & Barker Woodrow	1:21.865	3	3	8.262	0.405	87.02
33	41	C	17	Ian RAE	Triumph - Richie ramsay golf.com	1:22.026	7	8	8.423	0.161	86.85
34	188	600	7	Dawid KRAWIECKI	Yamaha - Code Blue LTD	1:22.061	8	9	8.458	0.035	86.82
35	176	600	8	Steve BEATTIE	Triumph -	1:22.085	6	9	8.482	0.024	86.79
36	100	600	9	Craig HOWTON	Suzuki - Me	1:22.552	9	9	8.949	0.467	86.30
37	2	600	10	Toby TRUNDLE	Triumph - Harris Motorcycles Ltd - Harlow Essex	1:24.339	9	9	10.736	1.787	84.47
38	8	600	11	Dave SAUNDERS	Honda -	1:24.525	9	9	10.922	0.186	84.29
39	69	600	12	Robert WINDEATT	Triumph - L&W Contractors	1:24.782	7	9	11.179	0.257	84.03
40	20	600	13	Matt CLARKE	Kawasaki - Hayley Group PLC	1:24.811	8	9	11.208	0.029	84.00
41	58	C	18	Barry STEWART	Kawasaki -	1:26.172	4	9	12.569	1.361	82.67
42	84	600	14	Phillip McMANAMON	Honda -	1:26.520	7	9	12.917	0.348	82.34
43	55	C	19	Edgar MACHADO	Honda - Build or not build	1:30.789	5	5	17.186	4.269	78.47
44	11		11	Ross DUNSTAN	Suzuki - PRB Racing	1:31.272	5	6	17.669	0.483	78.05
45	24	600	15	Mark REYNOLDS	Yamaha -	1:31.834	8	8	18.231	0.562	77.58
46	199	C	20	Jack GRISTWOOD	Yamaha -	1:32.356	5	8	18.753	0.522	77.14
47	33	600	16	Mark LAWRENCE	Honda - Sarky racing	1:33.320	6	8	19.717	0.964	76.34

*** No. 45 - Fastest lap removed - yellow flag infringement**

Donington Park National
Circuit Length = 1.9790 miles
Start: 12:14 Flag 12:27 End: 12:28

Weather / Track : Cloudy / Dry
These results are provisional until the conclusion of any judicial and technical matters.

Clerk Of Course :		Timekeeper :

Results can be found at www.tsl-timing.com

Printed - 12:29 Saturday, 16 June 2018

BMCRC - MRO Championships 2018 - Rnd 5 @ Donington Park

Team Respro MRO 600 inc Clubman 600 & BMCRC Rookie 600

QUALIFYING - SECTOR ANALYSIS

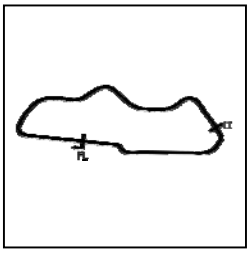

SECTOR 1 = FL to I1, SECTOR 2 = I1 to FL, DIFF = Difference To Personal Best Lap, P = Crossed Finish Line in Pit Lane, D = Time Disallowed

P1 111 Sam SMITH Kawasaki - GBM KAWASAKI

IDEAL LAP TIME : 1:13.603 BEST LAP TIME : 1:13.603 DIFFERENCE : 0.000

LAP	SECTOR 1	SECTOR 2	LAP TIME		MPH	DIFF	TIME OF DAY
1 -	50.283	26.078	1:16.361	(3)	93.30	2.758	12:17:56.797
2 -	50.893	26.643	1:17.536		91.88	3.933	12:19:14.333
3 -	51.139	25.858	1:16.997		92.53	3.394	12:20:31.330
4 -	49.015	26.805	1:15.820	(2)	93.96	2.217	12:21:47.150
5 -	***47.986***	***25.617***	***1:13.603***	**(1)**	***96.79***		***12:23:00.753***
6 -	49.369	IN PIT	1:23.431	**P**	85.39	9.828	12:24:24.184
7 -		27.548	3:28.102		34.23	2:14.499	12:27:52.287

P2 84 C Ben WOTTON Triumph - JJR Triumph/ RJS Services

IDEAL LAP TIME : 1:13.439 BEST LAP TIME : 1:14.058 DIFFERENCE : 0.619

LAP	SECTOR 1	SECTOR 2	LAP TIME		MPH	DIFF	TIME OF DAY
1 -	51.010	26.658	1:17.668		91.73	3.610	12:16:12.875
2 -	48.119	25.939	***1:14.058***	**(1)**	***96.20***		***12:17:26.933***
3 -	49.127	***25.780***	1:14.907		95.11	0.849	12:18:41.840
4 -	***47.659***	27.568	1:15.227		94.70	1.169	12:19:57.067
5 -	49.391	27.985	1:17.376		92.07	3.318	12:21:14.443
6 -	49.475	26.047	1:15.522		94.33	1.464	12:22:29.965
7 -	48.719	25.935	1:14.654	(3)	95.43	0.596	12:23:44.619
8 -	48.113	26.573	1:14.686		95.39	0.628	12:24:59.305
9 -	50.257	26.603	1:16.860		92.69	2.802	12:26:16.165
10 -	48.042	26.571	1:14.613	(2)	95.48	0.555	12:27:30.778
11 -	49.063	26.645	1:15.708		94.10	1.650	12:28:46.486

P3 27 Stuart WICKENS Triumph - Big Tone

IDEAL LAP TIME : 1:14.750 BEST LAP TIME : 1:14.809 DIFFERENCE : 0.059

LAP	SECTOR 1	SECTOR 2	LAP TIME		MPH	DIFF	TIME OF DAY
1 -	54.896	27.824	1:22.720		86.12	7.911	12:16:27.904
2 -	50.396	26.337	1:16.733		92.84	1.924	12:17:44.637
3 -	49.794	26.729	1:16.523		93.10	1.714	12:19:01.160
4 -	49.706	26.445	1:16.151		93.55	1.342	12:20:17.311
5 -	51.003	26.073	1:17.076		92.43	2.267	12:21:34.387
6 -	49.348	28.151	1:17.499		91.93	2.690	12:22:51.886
7 -	***48.713***	26.425	1:15.138	(2)	94.82	0.329	12:24:07.024
8 -	50.928	26.323	1:17.251		92.22	2.442	12:25:24.275
9 -	48.772	***26.037***	***1:14.809***	**(1)**	***95.23***		***12:26:39.084***
10 -	49.275	26.283	1:15.558	(3)	94.29	0.749	12:27:54.642

P4 46 Harry ROWLINGS Triumph - Bernard Elliott racing / Steve Jordan motorcycles

IDEAL LAP TIME : 1:14.643 BEST LAP TIME : 1:14.998 DIFFERENCE : 0.355

LAP	SECTOR 1	SECTOR 2	LAP TIME		MPH	DIFF	TIME OF DAY
1 -	51.023	26.538	1:17.561		91.85	2.563	12:16:13.018
2 -	49.240	***25.969***	1:15.209	(3)	94.73	0.211	12:17:28.227
3 -	49.128	26.002	1:15.130	(2)	94.83	0.132	12:18:43.357
4 -	***48.674***	27.057	1:15.731		94.07	0.733	12:19:59.088
5 -	52.541	27.379	1:19.920		89.14	4.922	12:21:19.008
6 -	50.677	26.908	1:17.585		91.83	2.587	12:22:36.593
7 -	49.387	26.357	1:15.744		94.06	0.746	12:23:52.337
8 -	49.901	26.495	1:16.396		93.25	1.398	12:25:08.733
9 -	48.833	26.165	***1:14.998***	**(1)**	***94.99***		***12:26:23.731***
10 -	50.486	IN PIT	1:27.461	**P**	81.46	12.463	12:27:51.192

P5 45 Ed PEAD Yamaha -

IDEAL LAP TIME : 1:14.295 BEST LAP TIME : 1:15.135 DIFFERENCE : 0.840

LAP	SECTOR 1	SECTOR 2	LAP TIME		MPH	DIFF	TIME OF DAY
1 -	51.169	26.707	1:17.876		91.48	2.741	12:16:12.745
2 -	48.973	26.277	1:15.250	(2)	94.67	0.115	12:17:27.995

Weather / Track : Cloudy / Dry

Donington Park National
Circuit Length = 1.9790 miles
Start: 12:14 Flag 12:27 End: 12:28

BMCRC - MRO Championships 2018 - Rnd 5 @ Donington Park

Team Respro MRO 600 inc Clubman 600 & BMCRC Rookie 600

QUALIFYING - SECTOR ANALYSIS

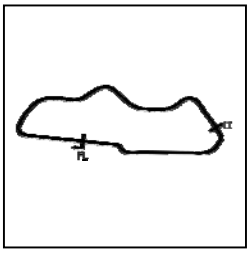

SECTOR 1 = FL to I1, SECTOR 2 = I1 to FL, DIFF = Difference To Personal Best Lap, P = Crossed Finish Line in Pit Lane, D = Time Disallowed

3 -	48.782	26.009	~~1:14.791~~	**D**	95.26		12:18:42.786
4 -	***48.420***	27.822	1:16.242		93.44	1.107	12:19:59.028
5 -	52.247	28.320	1:20.567		88.43	5.432	12:21:19.595
6 -	50.576	27.918	1:18.494		90.76	3.359	12:22:38.089
7 -	49.308	26.227	1:15.535	**(3)**	94.32	0.400	12:23:53.624
8 -	50.594	26.294	1:16.888		92.66	1.753	12:25:10.512
9 -	49.260	***25.875***	***1:15.135***	**(1)**	***94.82***		***12:26:25.647***
10 -	49.505	27.175	1:16.680		92.91	1.545	12:27:42.327

P6 82 C Andrew SMITH

Kawasaki - 5 Club Racing

IDEAL LAP TIME : 1:15.567 BEST LAP TIME : 1:15.567 DIFFERENCE : 0.000

LAP	SECTOR 1	SECTOR 2	LAP TIME		MPH	DIFF	TIME OF DAY
1 -	54.311	27.389	1:21.700		87.20	6.133	12:16:19.801
2 -	52.008	27.023	1:19.031		90.14	3.464	12:17:38.832
3 -	51.731	26.514	1:18.245		91.05	2.678	12:18:57.077
4 -	50.874	26.897	1:17.771		91.61	2.204	12:20:14.848
5 -	50.000	26.983	1:16.983		92.54	1.416	12:21:31.831
6 -	51.418	27.727	1:19.145		90.02	3.578	12:22:50.976
7 -	49.709	27.205	1:16.914	**(3)**	92.63	1.347	12:24:07.890
8 -	51.777	26.501	1:18.278		91.01	2.711	12:25:26.168
9 -	***49.639***	***25.928***	***1:15.567***	**(1)**	***94.28***		***12:26:41.735***
10 -	49.920	26.075	1:15.995	**(2)**	93.75	0.428	12:27:57.730

P7 34 Jason PAGE

Yamaha -

IDEAL LAP TIME : 1:15.801 BEST LAP TIME : 1:15.801 DIFFERENCE : 0.000

LAP	SECTOR 1	SECTOR 2	LAP TIME		MPH	DIFF	TIME OF DAY
1 -	1:00.329	28.692	1:29.021		80.03	13.220	12:16:42.338
2 -	53.321	26.755	1:20.076		88.97	4.275	12:18:02.414
3 -	51.553	27.481	1:19.034		90.14	3.233	12:19:21.448
4 -	50.666	26.579	1:17.245		92.23	1.444	12:20:38.693
5 -	50.095	26.904	1:16.999	**(3)**	92.52	1.198	12:21:55.692
6 -	50.928	26.562	1:17.490		91.94	1.689	12:23:13.182
7 -	50.237	26.157	1:16.394	**(2)**	93.26	0.593	12:24:29.576
8 -	51.149	26.909	1:18.058		91.27	2.257	12:25:47.634
9 -	***49.702***	***26.099***	***1:15.801***	**(1)**	***93.99***		***12:27:03.435***
10 -	50.459	26.585	1:17.044		92.47	1.243	12:28:20.479

P8 17 C Philip BAKER

Triumph - Ashford accident repair centre

IDEAL LAP TIME : 1:16.736 BEST LAP TIME : 1:16.800 DIFFERENCE : 0.064

LAP	SECTOR 1	SECTOR 2	LAP TIME		MPH	DIFF	TIME OF DAY
1 -	59.743	29.144	1:28.887		80.15	12.087	12:16:29.649
2 -	55.937	28.096	1:24.033		84.78	7.233	12:17:53.682
3 -	52.510	28.039	1:20.549		88.45	3.749	12:19:14.231
4 -	53.452	26.965	1:20.417		88.59	3.617	12:20:34.648
5 -	51.884	27.106	1:18.990		90.19	2.190	12:21:53.638
6 -	51.161	26.831	1:17.992		91.35	1.192	12:23:11.630
7 -	50.444	***26.356***	***1:16.800***	**(1)**	***92.76***		***12:24:28.430***
8 -	***50.380***	26.470	1:16.850	**(2)**	92.70	0.050	12:25:45.280
9 -	50.699	26.973	1:17.672	**(3)**	91.72	0.872	12:27:02.952
10 -	51.163	27.479	1:18.642		90.59	1.842	12:28:21.594

P9 56 Michael MILLS

Yamaha - A51 Racing

IDEAL LAP TIME : 1:16.791 BEST LAP TIME : 1:16.864 DIFFERENCE : 0.073

LAP	SECTOR 1	SECTOR 2	LAP TIME		MPH	DIFF	TIME OF DAY
1 -	52.708	27.647	1:20.355		88.66	3.491	12:16:16.619
2 -	51.098	26.894	1:17.992	**(3)**	91.35	1.128	12:17:34.611
3 -	51.452	26.573	1:18.025		91.31	1.161	12:18:52.636
4 -	52.025	27.713	1:19.738		89.35	2.874	12:20:12.374
5 -	51.295	27.247	1:18.542		90.71	1.678	12:21:30.916
6 -	52.029	IN PIT	1:37.383	**P**	73.16	20.519	12:23:08.299

Weather / Track : Cloudy / Dry

Donington Park National
Circuit Length = 1.9790 miles
Start: 12:14 Flag 12:27 End: 12:28

BMCRC - MRO Championships 2018 - Rnd 5 @ Donington Park

Team Respro MRO 600 inc Clubman 600 & BMCRC Rookie 600

QUALIFYING - SECTOR ANALYSIS

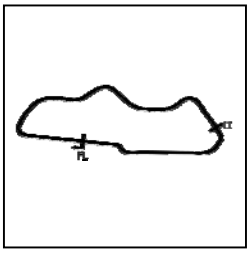

SECTOR 1 = FL to I1, SECTOR 2 = I1 to FL, DIFF = Difference To Personal Best Lap, P = Crossed Finish Line in Pit Lane, D = Time Disallowed

7 -		26.520	2:34.475		46.12	1:17.611	12:25:42.775
8 -	50.938	***26.387***	1:17.325	**(2)**	92.13	0.461	12:27:00.100
9 -	***50.404***	26.460	***1:16.864***	**(1)**	***92.69***		***12:28:16.964***

P10 156 C Michael STONE Kawasaki -

IDEAL LAP TIME : 1:16.777 BEST LAP TIME : 1:17.079 DIFFERENCE : 0.302

LAP	SECTOR 1	SECTOR 2	LAP TIME		MPH	DIFF	TIME OF DAY
1 -	1:00.868	30.983	1:31.851		77.56	14.772	12:16:41.390
2 -	53.076	27.854	1:20.930		88.03	3.851	12:18:02.320
3 -	52.109	26.970	1:19.079		90.09	2.000	12:19:21.399
4 -	50.495	27.245	1:17.740	**(2)**	91.64	0.661	12:20:39.139
5 -	51.573	27.129	1:18.702		90.52	1.623	12:21:57.841
6 -	50.739	27.530	1:18.269		91.02	1.190	12:23:16.110
7 -	51.161	26.677	1:17.838		91.53	0.759	12:24:33.948
8 -	51.199	27.669	1:18.868		90.33	1.789	12:25:52.816
9 -	50.627	***26.452***	***1:17.079***	**(1)**	***92.43***		***12:27:09.895***
10 -	***50.325***	27.465	1:17.790	**(3)**	91.58	0.711	12:28:27.685

P11 192 C Daniel MOFFA Triumph - DM Racing

IDEAL LAP TIME : 1:17.131 BEST LAP TIME : 1:17.131 DIFFERENCE : 0.000

LAP	SECTOR 1	SECTOR 2	LAP TIME		MPH	DIFF	TIME OF DAY
1 -	1:04.666	30.896	1:35.562		74.55	18.431	12:16:40.623
2 -	55.961	28.764	1:24.725		84.09	7.594	12:18:05.348
3 -	54.261	28.562	1:22.823		86.02	5.692	12:19:28.171
4 -	51.290	27.292	1:18.582		90.66	1.451	12:20:46.753
5 -	50.943	27.456	1:18.399	**(2)**	90.87	1.268	12:22:05.152
6 -	51.668	27.485	1:19.153		90.01	2.022	12:23:24.305
7 -	51.623	27.766	1:19.389		89.74	2.258	12:24:43.694
8 -	52.290	27.172	1:19.462		89.66	2.331	12:26:03.156
9 -	51.549	26.851	1:18.400	**(3)**	90.87	1.269	12:27:21.556
10 -	***50.314***	***26.817***	***1:17.131***	**(1)**	***92.37***		***12:28:38.687***

P12 60 C Jack YOUNGE Yamaha - Chase Timber Products

IDEAL LAP TIME : 1:16.992 BEST LAP TIME : 1:17.219 DIFFERENCE : 0.227

LAP	SECTOR 1	SECTOR 2	LAP TIME		MPH	DIFF	TIME OF DAY
1 -	1:00.382	29.547	1:29.929		79.22	12.710	12:16:35.576
2 -	54.409	28.129	1:22.538		86.31	5.319	12:17:58.114
3 -	52.560	27.671	1:20.231		88.80	3.012	12:19:18.345
4 -	52.804	27.356	1:20.160		88.88	2.941	12:20:38.505
5 -	51.839	27.872	1:19.711		89.38	2.492	12:21:58.216
6 -	51.563	27.006	1:18.569		90.68	1.350	12:23:16.785
7 -	50.945	26.782	1:17.727	**(2)**	91.66	0.508	12:24:34.512
8 -	50.423	27.502	1:17.925		91.42	0.706	12:25:52.437
9 -	50.545	***26.674***	***1:17.219***	**(1)**	***92.26***		***12:27:09.656***
10 -	***50.318***	27.558	1:17.876	**(3)**	91.48	0.657	12:28:27.532

P13 99 Michael SIMMONS Yamaha - Westcountry Windings

IDEAL LAP TIME : 1:17.317 BEST LAP TIME : 1:17.317 DIFFERENCE : 0.000

LAP	SECTOR 1	SECTOR 2	LAP TIME		MPH	DIFF	TIME OF DAY
1 -	54.485	27.465	1:21.950		86.93	4.633	12:16:18.919
2 -	52.536	27.035	1:19.571		89.53	2.254	12:17:38.490
3 -	51.703	27.075	1:18.778		90.43	1.461	12:18:57.268
4 -	52.126	27.469	1:19.595		89.51	2.278	12:20:16.863
5 -	51.818	26.869	1:18.687		90.54	1.370	12:21:35.550
6 -	51.125	27.862	1:18.987		90.20	1.670	12:22:54.537
7 -	***50.552***	***26.765***	***1:17.317***	**(1)**	***92.14***		***12:24:11.854***
8 -	51.038	27.314	1:18.352	**(3)**	90.93	1.035	12:25:30.206
9 -	50.634	27.460	1:18.094	**(2)**	91.23	0.777	12:26:48.300
10 -	51.472	27.062	1:18.534		90.72	1.217	12:28:06.834

Weather / Track : Cloudy / Dry

Donington Park National
Circuit Length = 1.9790 miles
Start: 12:14 Flag 12:27 End: 12:28

BMCRC - MRO Championships 2018 - Rnd 5 @ Donington Park

Team Respro MRO 600 inc Clubman 600 & BMCRC Rookie 600

QUALIFYING - SECTOR ANALYSIS

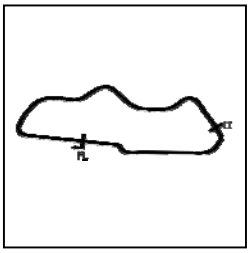

SECTOR 1 = FL to I1, SECTOR 2 = I1 to FL, DIFF = Difference To Personal Best Lap, P = Crossed Finish Line in Pit Lane, D = Time Disallowed

P14 53 C Jason SIGGS Yamaha - J Siggs Construction

IDEAL LAP TIME : 1:17.477 BEST LAP TIME : 1:17.477 DIFFERENCE : 0.000

LAP	SECTOR 1	SECTOR 2	LAP TIME	MPH	DIFF	TIME OF DAY
1 -	58.461	29.385	1:27.846	81.10	10.369	12:16:31.518
2 -	53.747	27.457	1:21.204	87.73	3.727	12:17:52.722
3 -	53.301	27.371	1:20.672	88.31	3.195	12:19:13.394
4 -	52.918	27.264	1:20.182	88.85	2.705	12:20:33.576
5 -	53.039	27.879	1:20.918	88.04	3.441	12:21:54.494
6 -	52.962	27.159	1:20.121	88.92	2.644	12:23:14.615
7 -	52.313	27.448	1:19.761	89.32	2.284	12:24:34.376
8 -	51.787	27.890	1:19.677 **(3)**	89.41	2.200	12:25:54.053
9 -	51.097	27.159	1:18.256 **(2)**	91.04	0.779	12:27:12.309
10 -	***50.678***	***26.799***	***1:17.477*** **(1)**	***91.95***		***12:28:29.786***

P15 16 C Ollie SHOTTON Kawasaki -

IDEAL LAP TIME : 1:17.550 BEST LAP TIME : 1:17.579 DIFFERENCE : 0.029

LAP	SECTOR 1	SECTOR 2	LAP TIME	MPH	DIFF	TIME OF DAY
1 -	58.295	29.636	1:27.931	81.02	10.352	12:16:27.892
2 -	55.598	28.246	1:23.844	84.97	6.265	12:17:51.736
3 -	53.593	28.170	1:21.763	87.13	4.184	12:19:13.499
4 -	53.409	27.289	1:20.698	88.28	3.119	12:20:34.197
5 -	52.791	27.435	1:20.226	88.80	2.647	12:21:54.423
6 -	52.026	27.170	1:19.196	89.96	1.617	12:23:13.619
7 -	51.610	***26.621***	1:18.231 **(2)**	91.07	0.652	12:24:31.850
8 -	52.481	27.788	1:20.269	88.75	2.690	12:25:52.119
9 -	52.087	26.950	1:19.037 **(3)**	90.14	1.458	12:27:11.156
10 -	***50.929***	26.650	***1:17.579*** **(1)**	***91.83***		***12:28:28.735***

P16 661 C Cameron HARRIS Yamaha - HARRIS PERFORMANCE

IDEAL LAP TIME : 1:18.240 BEST LAP TIME : 1:18.240 DIFFERENCE : 0.000

LAP	SECTOR 1	SECTOR 2	LAP TIME	MPH	DIFF	TIME OF DAY
1 -	56.294	28.679	1:24.973	83.84	6.733	12:16:28.819
2 -	54.958	28.280	1:23.238	85.59	4.998	12:17:52.057
3 -	53.574	28.275	1:21.849	87.04	3.609	12:19:13.906
4 -	53.629	27.677	1:21.306	87.62	3.066	12:20:35.212
5 -	52.293	28.752	1:21.045	87.90	2.805	12:21:56.257
6 -	51.915	28.086	1:20.001	89.05	1.761	12:23:16.258
7 -	51.788	27.477	1:19.265 **(2)**	89.88	1.025	12:24:35.523
8 -	51.704	27.568	1:19.272 **(3)**	89.87	1.032	12:25:54.795
9 -	52.633	27.331	1:19.964	89.09	1.724	12:27:14.759
10 -	***51.025***	***27.215***	***1:18.240*** **(1)**	***91.06***		***12:28:32.999***

P17 70 C Chris BURSELL Triumph - Nuway AV

IDEAL LAP TIME : 1:17.918 BEST LAP TIME : 1:18.553 DIFFERENCE : 0.635

LAP	SECTOR 1	SECTOR 2	LAP TIME	MPH	DIFF	TIME OF DAY
1 -	55.729	27.378	1:23.107	85.72	4.554	12:16:23.698
2 -	52.205	27.006	1:19.211	89.94	0.658	12:17:42.909
3 -	51.314	27.702	1:19.016	90.16	0.463	12:19:01.925
4 -	52.191	27.208	1:19.399	89.73	0.846	12:20:21.324
5 -	52.243	***26.731***	1:18.974 **(3)**	90.21	0.421	12:21:40.298
6 -	52.457	26.879	1:19.336	89.80	0.783	12:22:59.634
7 -	53.545	27.015	1:20.560	88.43	2.007	12:24:20.194
8 -	52.968	27.010	1:19.978	89.08	1.425	12:25:40.172
9 -	***51.187***	27.366	***1:18.553*** **(1)**	***90.69***		***12:26:58.725***
10 -	51.753	27.125	1:18.878 **(2)**	90.32	0.325	12:28:17.603

P18 39 600 Max MORGAN Kawasaki - MSS PERFORMANCE

IDEAL LAP TIME : 1:18.966 BEST LAP TIME : 1:18.966 DIFFERENCE : 0.000

LAP	SECTOR 1	SECTOR 2	LAP TIME	MPH	DIFF	TIME OF DAY

Weather / Track : Cloudy / Dry

Donington Park National
Circuit Length = 1.9790 miles
Start: 12:14 Flag 12:27 End: 12:28

BMCRC - MRO Championships 2018 - Rnd 5 @ Donington Park

Team Respro MRO 600 inc Clubman 600 & BMCRC Rookie 600

QUALIFYING - SECTOR ANALYSIS

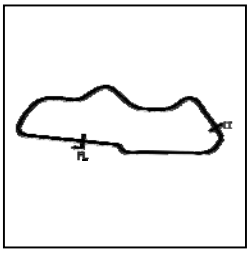

SECTOR 1 = FL to I1, SECTOR 2 = I1 to FL, DIFF = Difference To Personal Best Lap, P = Crossed Finish Line in Pit Lane, D = Time Disallowed

1 -	1:03.122	31.569	1:34.691	75.24	15.725	12:16:41.462
2 -	55.503	28.596	1:24.099	84.71	5.133	12:18:05.561
3 -	53.670	29.308	1:22.978	85.86	4.012	12:19:28.539
4 -	52.594	27.809	1:20.403 **(3)**	88.61	1.437	12:20:48.942
5 -	52.661	27.559	1:20.220 **(2)**	88.81	1.254	12:22:09.162
6 -	51.809	30.510	1:22.319	86.54	3.353	12:23:31.481
7 -	58.062	29.622	1:27.684	81.25	8.718	12:24:59.165
8 -	53.183	28.050	1:21.233	87.70	2.267	12:26:20.398
9 -	***51.623***	***27.343***	***1:18.966*** **(1)**	***90.22***		***12:27:39.364***

P19 57 Theo RUTTER — Yamaha - Sublime Designs Racing/RRC

IDEAL LAP TIME : 1:18.670 BEST LAP TIME : 1:19.060 DIFFERENCE : 0.390

LAP	SECTOR 1	SECTOR 2	LAP TIME	MPH	DIFF	TIME OF DAY
1 -	54.720	28.109	1:22.829	86.01	3.769	12:16:20.289
2 -	53.351	28.108	1:21.459	87.46	2.399	12:17:41.748
3 -	52.137	28.025	1:20.162	88.87	1.102	12:19:01.910
4 -	52.894	28.083	1:20.977	87.98	1.917	12:20:22.887
5 -	52.801	27.625	1:20.426	88.58	1.366	12:21:43.313
6 -	52.189	27.586	1:19.775 **(2)**	89.30	0.715	12:23:03.088
7 -	52.343	27.825	1:20.168	88.87	1.108	12:24:23.256
8 -	***51.656***	27.404	***1:19.060*** **(1)**	***90.11***		***12:25:42.316***
9 -	52.939	***27.014***	1:19.953	89.11	0.893	12:27:02.269
10 -	51.921	28.016	1:19.937 **(3)**	89.12	0.877	12:28:22.206

P20 80 C Stephen KIMMINGS — Yamaha - S T Engineering

IDEAL LAP TIME : 1:18.958 BEST LAP TIME : 1:19.112 DIFFERENCE : 0.154

LAP	SECTOR 1	SECTOR 2	LAP TIME	MPH	DIFF	TIME OF DAY
1 -	54.200	27.773	1:21.973	86.91	2.861	12:16:18.762
2 -	54.027	27.826	1:21.853	87.04	2.741	12:17:40.615
3 -	***51.757***	27.398	1:19.155 **(2)**	90.00	0.043	12:18:59.770
4 -	52.628	27.518	1:20.146	88.89	1.034	12:20:19.916
5 -	51.967	***27.201***	1:19.168 **(3)**	89.99	0.056	12:21:39.084
6 -	51.886	27.226	***1:19.112*** **(1)**	***90.05***		***12:22:58.196***
7 -	53.687	27.732	1:21.419	87.50	2.307	12:24:19.615
8 -	52.112	27.441	1:19.553	89.55	0.441	12:25:39.168
9 -	52.753	28.013	1:20.766	88.21	1.654	12:26:59.934
10 -	51.966	27.616	1:19.582	89.52	0.470	12:28:19.516

P21 107 600 Michael WHEELDON — Triumph -

IDEAL LAP TIME : 1:18.948 BEST LAP TIME : 1:19.376 DIFFERENCE : 0.428

LAP	SECTOR 1	SECTOR 2	LAP TIME	MPH	DIFF	TIME OF DAY
1 -	1:04.793	31.008	1:35.801	74.36	16.425	12:16:46.764
2 -	57.528	28.849	1:26.377	82.48	7.001	12:18:13.141
3 -	52.576	27.624	1:20.200	88.83	0.824	12:19:33.341
4 -	53.629	27.871	1:21.500	87.41	2.124	12:20:54.841
5 -	52.437	27.341	1:19.778 **(3)**	89.30	0.402	12:22:14.619
6 -	***51.692***	27.684	***1:19.376*** **(1)**	***89.75***		***12:23:33.995***
7 -	55.456	28.321	1:23.777	85.04	4.401	12:24:57.772
8 -	55.188	28.133	1:23.321	85.50	3.945	12:26:21.093
9 -	52.428	***27.256***	1:19.684 **(2)**	89.41	0.308	12:27:40.777

P22 89 David MUNRO — Yamaha - Munro Racing

IDEAL LAP TIME : 1:19.832 BEST LAP TIME : 1:19.862 DIFFERENCE : 0.030

LAP	SECTOR 1	SECTOR 2	LAP TIME	MPH	DIFF	TIME OF DAY
1 -	1:05.032	31.568	1:36.600	73.75	16.738	12:16:45.817
2 -	56.104	28.714	1:24.818	83.99	4.956	12:18:10.635
3 -	54.287	28.284	1:22.571	86.28	2.709	12:19:33.206
4 -	53.536	28.401	1:21.937	86.95	2.075	12:20:55.143
5 -	53.063	***27.553***	1:20.616 **(3)**	88.37	0.754	12:22:15.759
6 -	53.256	27.766	1:21.022	87.93	1.160	12:23:36.781

Weather / Track : Cloudy / Dry

Donington Park National
Circuit Length = 1.9790 miles
Start: 12:14 Flag 12:27 End: 12:28

BMCRC - MRO Championships 2018 - Rnd 5 @ Donington Park

Team Respro MRO 600 inc Clubman 600 & BMCRC Rookie 600

QUALIFYING - SECTOR ANALYSIS

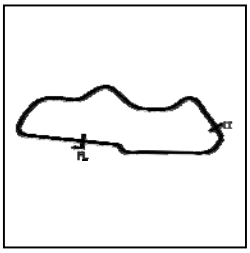

SECTOR 1 = FL to I1, SECTOR 2 = I1 to FL, DIFF = Difference To Personal Best Lap, P = Crossed Finish Line in Pit Lane, D = Time Disallowed

7 -	53.903	28.186	1:22.089	86.79	2.227	12:24:58.870
8 -	52.618	27.797	1:20.415 (2)	88.59	0.553	12:26:19.285
9 -	***52.279***	27.583	***1:19.862 (1)***	***89.21***		***12:27:39.147***

P23 145 Peter MOORE Honda - Station Garage , Isle of Man

IDEAL LAP TIME : 1:19.852 BEST LAP TIME : 1:19.943 DIFFERENCE : 0.091

LAP	SECTOR 1	SECTOR 2	LAP TIME	MPH	DIFF	TIME OF DAY
1 -	1:00.961	32.049	1:33.010	76.60	13.067	12:16:49.787
2 -	59.187	30.558	1:29.745	79.38	9.802	12:18:19.532
3 -	58.346	29.871	1:28.217	80.76	8.274	12:19:47.749
4 -	54.146	28.594	1:22.740	86.10	2.797	12:21:10.489
5 -	54.189	27.831	1:22.020	86.86	2.077	12:22:32.509
6 -	52.357	***27.586***	***1:19.943 (1)***	***89.12***		***12:23:52.452***
7 -	53.716	28.378	1:22.094	86.78	2.151	12:25:14.546
8 -	***52.266***	27.906	1:20.172 (2)	88.86	0.229	12:26:34.718
9 -	52.998	27.738	1:20.736 (3)	88.24	0.793	12:27:55.454

P24 62 C Charlie PATERSON Yamaha - TBR Performance

IDEAL LAP TIME : 1:19.554 BEST LAP TIME : 1:20.083 DIFFERENCE : 0.529

LAP	SECTOR 1	SECTOR 2	LAP TIME	MPH	DIFF	TIME OF DAY
1 -	1:01.444	30.192	1:31.636	77.74	11.553	12:16:37.227
2 -	55.584	29.384	1:24.968	83.85	4.885	12:18:02.195
3 -	54.584	28.647	1:23.231	85.60	3.148	12:19:25.426
4 -	52.616	28.183	1:20.799	88.17	0.716	12:20:46.225
5 -	52.325	27.770	1:20.095 (2)	88.95	0.012	12:22:06.320
6 -	52.284	28.205	1:20.489	88.51	0.406	12:23:26.809
7 -	***52.228***	27.855	***1:20.083 (1)***	***88.96***		***12:24:46.892***
8 -	52.597	27.526	1:20.123 (3)	88.92	0.040	12:26:07.015
9 -	52.911	***27.326***	1:20.237	88.79	0.154	12:27:27.252
10 -	52.981	28.409	1:21.390	87.53	1.307	12:28:48.642

P25 143 C Daire PRENDERGAST Kawasaki -

IDEAL LAP TIME : 1:20.415 BEST LAP TIME : 1:20.568 DIFFERENCE : 0.153

LAP	SECTOR 1	SECTOR 2	LAP TIME	MPH	DIFF	TIME OF DAY
1 -	58.613	29.622	1:28.235	80.74	7.667	12:16:31.244
2 -	55.854	28.350	1:24.204	84.61	3.636	12:17:55.448
3 -	54.531	27.873	1:22.404	86.45	1.836	12:19:17.852
4 -	54.347	28.949	1:23.296	85.53	2.728	12:20:41.148
5 -	53.750	27.804	1:21.554	87.36	0.986	12:22:02.702
6 -	53.375	27.492	1:20.867 (3)	88.10	0.299	12:23:23.569
7 -	53.427	27.460	1:20.887	88.08	0.319	12:24:44.456
8 -	53.512	***27.286***	1:20.798 (2)	88.17	0.230	12:26:05.254
9 -	55.599	27.453	1:23.052	85.78	2.484	12:27:28.306
10 -	***53.129***	27.439	***1:20.568 (1)***	***88.43***		***12:28:48.874***

P26 194 600 Liam CRACKNELL Kawasaki -

IDEAL LAP TIME : 1:20.595 BEST LAP TIME : 1:20.855 DIFFERENCE : 0.260

LAP	SECTOR 1	SECTOR 2	LAP TIME	MPH	DIFF	TIME OF DAY
1 -	1:01.799	30.759	1:32.558	76.97	11.703	12:16:35.549
2 -	56.982	29.122	1:26.104	82.74	5.249	12:18:01.653
3 -	55.018	28.640	1:23.658	85.16	2.803	12:19:25.311
4 -	54.139	28.692	1:22.831	86.01	1.976	12:20:48.142
5 -	54.135	28.176	1:22.311	86.55	1.456	12:22:10.453
6 -	53.251	28.455	1:21.706 (3)	87.19	0.851	12:23:32.159
7 -	57.778	28.674	1:26.452	82.41	5.597	12:24:58.611
8 -	***52.441***	28.894	1:21.335 (2)	87.59	0.480	12:26:19.946
9 -	52.701	***28.154***	***1:20.855 (1)***	***88.11***		***12:27:40.801***

Weather / Track : Cloudy / Dry

Donington Park National
Circuit Length = 1.9790 miles
Start: 12:14 Flag 12:27 End: 12:28

BMCRC - MRO Championships 2018 - Rnd 5 @ Donington Park

Team Respro MRO 600 inc Clubman 600 & BMCRC Rookie 600

QUALIFYING - SECTOR ANALYSIS

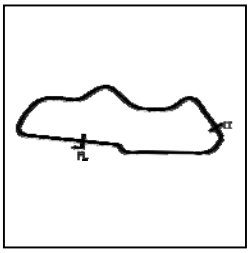

SECTOR 1 = FL to I1, SECTOR 2 = I1 to FL, DIFF = Difference To Personal Best Lap, P = Crossed Finish Line in Pit Lane, D = Time Disallowed

P27 42 600 Michael ATTWOOD Yamaha - Moremoto

IDEAL LAP TIME : 1:20.672 BEST LAP TIME : 1:20.945 DIFFERENCE : 0.273

LAP	SECTOR 1	SECTOR 2	LAP TIME	MPH	DIFF	TIME OF DAY
1 -	1:03.745	30.378	1:34.123	75.69	13.178	12:16:39.846
2 -	56.036	28.797	1:24.833	83.98	3.888	12:18:04.679
3 -	54.384	29.068	1:23.452	85.37	2.507	12:19:28.131
4 -	54.502	28.146	1:22.648	86.20	1.703	12:20:50.779
5 -	53.452	***28.008***	1:21.460 **(2)**	87.46	0.515	12:22:12.239
6 -	***52.664***	28.281	***1:20.945*** **(1)**	***88.01***		***12:23:33.184***
7 -	55.823	28.727	1:24.550	84.26	3.605	12:24:57.734
8 -	53.159	29.342	1:22.501	86.35	1.556	12:26:20.235
9 -	53.479	28.296	1:21.775 **(3)**	87.12	0.830	12:27:42.010

P28 64 C Rob SALTMER Yamaha - Universal Tyres & Autocentres

IDEAL LAP TIME : 1:20.776 BEST LAP TIME : 1:21.009 DIFFERENCE : 0.233

LAP	SECTOR 1	SECTOR 2	LAP TIME	MPH	DIFF	TIME OF DAY
1 -	58.743	30.072	1:28.815	80.21	7.806	12:16:27.865
2 -	56.775	28.995	1:25.770	83.06	4.761	12:17:53.635
3 -	53.838	28.209	1:22.047	86.83	1.038	12:19:15.682
4 -	53.395	***27.890***	1:21.285 **(3)**	87.65	0.276	12:20:36.967
5 -	53.890	28.596	1:22.486	86.37	1.477	12:21:59.453
6 -	54.261	28.470	1:22.731	86.11	1.722	12:23:22.184
7 -	***52.886***	28.123	***1:21.009*** **(1)**	***87.94***		***12:24:43.193***
8 -	53.304	27.958	1:21.262 **(2)**	87.67	0.253	12:26:04.455
9 -	53.248	28.202	1:21.450	87.47	0.441	12:27:25.905
10 -	53.264	28.471	1:21.735	87.16	0.726	12:28:47.640

P29 81 C Liam DUFFETT Triumph -

IDEAL LAP TIME : 1:20.668 BEST LAP TIME : 1:21.073 DIFFERENCE : 0.405

LAP	SECTOR 1	SECTOR 2	LAP TIME	MPH	DIFF	TIME OF DAY
1 -	58.483	28.698	1:27.181	81.72	6.108	12:16:25.460
2 -	55.525	28.462	1:23.987	84.83	2.914	12:17:49.447
3 -	55.034	28.459	1:23.493	85.33	2.420	12:19:12.940
4 -	55.109	28.155	1:23.264	85.56	2.191	12:20:36.204
5 -	53.934	28.493	1:22.427	86.43	1.354	12:21:58.631
6 -	54.772	28.439	1:23.211	85.62	2.138	12:23:21.842
7 -	53.905	27.772	1:21.677 **(3)**	87.22	0.604	12:24:43.519
8 -	53.953	27.649	1:21.602 **(2)**	87.30	0.529	12:26:05.121
9 -	53.805	***27.268***	***1:21.073*** **(1)**	***87.87***		***12:27:26.194***
10 -	***53.400***	28.952	1:22.352	86.51	1.279	12:28:48.546

P30 97 C Julien LIGUORI Kawasaki - Liguori' Pizza New Forest

IDEAL LAP TIME : 1:21.080 BEST LAP TIME : 1:21.080 DIFFERENCE : 0.000

LAP	SECTOR 1	SECTOR 2	LAP TIME	MPH	DIFF	TIME OF DAY
1 -	1:00.457	37.853	1:38.310	72.47	17.230	12:16:55.947
2 -	56.432	29.379	1:25.811	83.02	4.731	12:18:21.758
3 -	57.701	30.157	1:27.858	81.09	6.778	12:19:49.616
4 -	54.886	29.704	1:24.590	84.22	3.510	12:21:14.206
5 -	55.547	29.596	1:25.143	83.67	4.063	12:22:39.349
6 -	54.198	29.334	1:23.532 **(3)**	85.29	2.452	12:24:02.881
7 -	55.340	28.927	1:24.267	84.54	3.187	12:25:27.148
8 -	***52.644***	***28.436***	***1:21.080*** **(1)**	***87.87***		***12:26:48.228***
9 -	54.060	28.961	1:23.021 **(2)**	85.81	1.941	12:28:11.249

P31 21 600 Nick WHITCHER Yamaha -

IDEAL LAP TIME : 1:21.433 BEST LAP TIME : 1:21.460 DIFFERENCE : 0.027

LAP	SECTOR 1	SECTOR 2	LAP TIME	MPH	DIFF	TIME OF DAY
1 -	1:00.158	29.551	1:29.709	79.41	8.249	12:16:29.387
2 -	55.967	28.823	1:24.790	84.02	3.330	12:17:54.177

Weather / Track : Cloudy / Dry

Donington Park National
Circuit Length = 1.9790 miles
Start: 12:14 Flag 12:27 End: 12:28

BMCRC - MRO Championships 2018 - Rnd 5 @ Donington Park

Team Respro MRO 600 inc Clubman 600 & BMCRC Rookie 600

QUALIFYING - SECTOR ANALYSIS

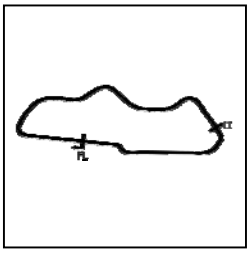

SECTOR 1 = FL to I1, SECTOR 2 = I1 to FL, DIFF = Difference To Personal Best Lap, P = Crossed Finish Line in Pit Lane, D = Time Disallowed

3 -	54.483	28.254	1:22.737		86.11	1.277	12:19:16.914
4 -	54.558	28.744	1:23.302		85.52	1.842	12:20:40.216
5 -	54.033	28.680	1:22.713		86.13	1.253	12:22:02.929
6 -	55.662	28.922	1:24.584		84.23	3.124	12:23:27.513
7 -	53.469	***27.991***	***1:21.460***	**(1)**	***87.46***		***12:24:48.973***
8 -	54.404	28.084	1:22.488		86.37	1.028	12:26:11.461
9 -	53.966	28.200	1:22.166	**(3)**	86.71	0.706	12:27:33.627
10 -	***53.442***	28.178	1:21.620	**(2)**	87.29	0.160	12:28:55.247

P32 818 600 Alex BARKER Yamaha - Courtneys Vehicle Logistics & Barker Woodrow Archit

IDEAL LAP TIME : 1:19.668 BEST LAP TIME : 1:21.865 DIFFERENCE : 2.197

LAP	SECTOR 1	SECTOR 2	LAP TIME		MPH	DIFF	TIME OF DAY
1 -	1:02.900	29.408	1:32.308	**(3)**	77.18	10.443	12:16:37.940
2 -	55.002	29.012	1:24.014	**(2)**	84.80	2.149	12:18:01.954
3 -	54.352	***27.513***	***1:21.865***	**(1)**	***87.02***		***12:19:23.819***

P33 41 C Ian RAE Triumph - Richie ramsay golf.com

IDEAL LAP TIME : 1:21.759 BEST LAP TIME : 1:22.026 DIFFERENCE : 0.267

LAP	SECTOR 1	SECTOR 2	LAP TIME		MPH	DIFF	TIME OF DAY
1 -	55.924	29.636	1:25.560		83.27	3.534	12:18:31.233
2 -	56.160	29.870	1:26.030		82.81	4.004	12:19:57.263
3 -	56.357	30.327	1:26.684		82.19	4.658	12:21:23.947
4 -	1:00.009	31.307	1:31.316		78.02	9.290	12:22:55.263
5 -	56.205	29.267	1:25.472		83.35	3.446	12:24:20.735
6 -	53.352	28.890	1:22.242	**(3)**	86.63	0.216	12:25:42.977
7 -	53.391	***28.635***	***1:22.026***	**(1)**	***86.85***		***12:27:05.003***
8 -	***53.124***	29.075	1:22.199	**(2)**	86.67	0.173	12:28:27.202

P34 188 600 Dawid KRAWIECKI Yamaha - Code Blue LTD

IDEAL LAP TIME : 1:21.966 BEST LAP TIME : 1:22.061 DIFFERENCE : 0.095

LAP	SECTOR 1	SECTOR 2	LAP TIME		MPH	DIFF	TIME OF DAY
1 -	1:00.830	IN PIT	1:45.748	**P**	67.37	23.687	12:17:06.297
2 -	OUTLAP	29.060	1:28.142		80.83	6.081	12:18:34.439
3 -	54.254	29.112	1:23.366		85.46	1.305	12:19:57.805
4 -	59.113	29.884	1:28.997		80.05	6.936	12:21:26.802
5 -	57.433	30.171	1:27.604		81.32	5.543	12:22:54.406
6 -	55.335	28.925	1:24.260		84.55	2.199	12:24:18.666
7 -	54.152	***28.586***	1:22.738	**(3)**	86.11	0.677	12:25:41.404
8 -	***53.380***	28.681	***1:22.061***	**(1)**	***86.82***		***12:27:03.465***
9 -	53.851	28.809	1:22.660	**(2)**	86.19	0.599	12:28:26.125

P35 176 600 Steve BEATTIE Triumph -

IDEAL LAP TIME : 1:21.996 BEST LAP TIME : 1:22.085 DIFFERENCE : 0.089

LAP	SECTOR 1	SECTOR 2	LAP TIME		MPH	DIFF	TIME OF DAY
1 -	1:04.037	32.746	1:36.783		73.61	14.698	12:16:49.293
2 -	58.986	30.501	1:29.487		79.61	7.402	12:18:18.780
3 -	58.697	30.150	1:28.847		80.19	6.762	12:19:47.627
4 -	56.363	30.021	1:26.384		82.47	4.299	12:21:14.011
5 -	54.968	29.221	1:24.189		84.62	2.104	12:22:38.200
6 -	***53.424***	28.661	***1:22.085***	**(1)**	***86.79***		***12:24:00.285***
7 -	54.360	29.728	1:24.088		84.72	2.003	12:25:24.373
8 -	54.501	28.947	1:23.448	**(2)**	85.37	1.363	12:26:47.821
9 -	55.319	***28.572***	1:23.891	**(3)**	84.92	1.806	12:28:11.712

P36 100 600 Craig HOWTON Suzuki - Me

IDEAL LAP TIME : 1:22.520 BEST LAP TIME : 1:22.552 DIFFERENCE : 0.032

LAP	SECTOR 1	SECTOR 2	LAP TIME		MPH	DIFF	TIME OF DAY
1 -	1:03.642	31.498	1:35.140		74.88	12.588	12:16:41.631
2 -	55.651	29.562	1:25.213		83.60	2.661	12:18:06.844

Weather / Track : Cloudy / Dry

Donington Park National
Circuit Length = 1.9790 miles
Start: 12:14 Flag 12:27 End: 12:28

BMCRC - MRO Championships 2018 - Rnd 5 @ Donington Park

Team Respro MRO 600 inc Clubman 600 & BMCRC Rookie 600

QUALIFYING - SECTOR ANALYSIS

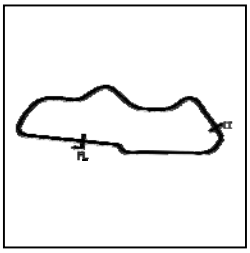

SECTOR 1 = FL to I1, SECTOR 2 = I1 to FL, DIFF = Difference To Personal Best Lap, P = Crossed Finish Line in Pit Lane, D = Time Disallowed

3 -	54.906	28.676	1:23.582		85.24	1.030	12:19:30.426
4 -	59.568	29.115	1:28.683		80.33	6.131	12:20:59.109
5 -	55.642	29.002	1:24.644		84.17	2.092	12:22:23.753
6 -	***54.057***	28.717	1:22.774	**(2)**	86.07	0.222	12:23:46.527
7 -	54.249	28.888	1:23.137	**(3)**	85.69	0.585	12:25:09.664
8 -	54.752	28.888	1:23.640		85.18	1.088	12:26:33.304
9 -	54.089	***28.463***	***1:22.552***	**(1)**	***86.30***		***12:27:55.856***

P37 2 600 Toby TRUNDLE

Triumph - Harris Motorcycles Ltd - Harlow Essex

IDEAL LAP TIME : 1:24.339 BEST LAP TIME : 1:24.339 DIFFERENCE : 0.000

LAP	SECTOR 1	SECTOR 2	LAP TIME		MPH	DIFF	TIME OF DAY
1 -			1:39.386		71.68	15.047	12:16:47.668
2 -	1:00.118	30.326	1:30.444		78.77	6.105	12:18:18.112
3 -	58.513	29.489	1:28.002		80.96	3.663	12:19:46.114
4 -			1:26.716		82.16	2.377	12:21:12.830
5 -	56.452	29.836	1:26.288		82.56	1.949	12:22:39.118
6 -	56.024	28.827	1:24.851	**(2)**	83.96	0.512	12:24:03.969
7 -			1:26.009		82.83	1.670	12:25:29.978
8 -	55.971	29.036	1:25.007	**(3)**	83.81	0.668	12:26:54.985
9 -	***55.800***	***28.539***	***1:24.339***	**(1)**	***84.47***		***12:28:19.324***

P38 8 600 Dave SAUNDERS

Honda -

IDEAL LAP TIME : 1:24.106 BEST LAP TIME : 1:24.525 DIFFERENCE : 0.419

LAP	SECTOR 1	SECTOR 2	LAP TIME		MPH	DIFF	TIME OF DAY
1 -	1:05.259	31.347	1:36.606		73.74	12.081	12:16:42.135
2 -	56.013	29.126	1:25.139		83.68	0.614	12:18:07.274
3 -	55.607	29.286	1:24.893	**(2)**	83.92	0.368	12:19:32.167
4 -	55.631	29.652	1:25.283		83.54	0.758	12:20:57.450
5 -	56.835	30.089	1:26.924		81.96	2.399	12:22:24.374
6 -	56.288	29.255	1:25.543		83.28	1.018	12:23:49.917
7 -	55.898	29.696	1:25.594		83.23	1.069	12:25:15.511
8 -	56.273	***28.781***	1:25.054	**(3)**	83.76	0.529	12:26:40.565
9 -	***55.325***	29.200	***1:24.525***	**(1)**	***84.29***		***12:28:05.090***

P39 69 600 Robert WINDEATT

Triumph - L&W Contractors

IDEAL LAP TIME : 1:24.630 BEST LAP TIME : 1:24.782 DIFFERENCE : 0.152

LAP	SECTOR 1	SECTOR 2	LAP TIME		MPH	DIFF	TIME OF DAY
1 -	1:05.163	32.629	1:37.792		72.85	13.010	12:16:49.539
2 -	1:01.792	29.801	1:31.593		77.78	6.811	12:18:21.132
3 -	58.082	30.099	1:28.181		80.79	3.399	12:19:49.313
4 -	56.966	29.780	1:26.746		82.13	1.964	12:21:16.059
5 -	56.546	29.527	1:26.073		82.77	1.291	12:22:42.132
6 -	57.060	28.879	1:25.939	**(3)**	82.90	1.157	12:24:08.071
7 -	55.993	***28.789***	***1:24.782***	**(1)**	***84.03***		***12:25:32.853***
8 -	56.361	28.863	1:25.224	**(2)**	83.59	0.442	12:26:58.077
9 -	***55.841***	30.151	1:25.992		82.85	1.210	12:28:24.069

P40 20 600 Matt CLARKE

Kawasaki - Hayley Group PLC

IDEAL LAP TIME : 1:24.600 BEST LAP TIME : 1:24.811 DIFFERENCE : 0.211

LAP	SECTOR 1	SECTOR 2	LAP TIME		MPH	DIFF	TIME OF DAY
1 -	1:04.993	32.738	1:37.731		72.90	12.920	12:16:49.027
2 -	59.573	30.653	1:30.226		78.96	5.415	12:18:19.253
3 -	59.125	29.824	1:28.949		80.09	4.138	12:19:48.202
4 -	56.786	29.612	1:26.398		82.46	1.587	12:21:14.600
5 -	55.598	29.389	1:24.987	**(3)**	83.83	0.176	12:22:39.587
6 -	56.063	***29.011***	1:25.074		83.74	0.263	12:24:04.661
7 -	56.410	29.605	1:26.015		82.83	1.204	12:25:30.676
8 -	55.692	29.119	***1:24.811***	**(1)**	***84.00***		***12:26:55.487***
9 -	***55.589***	29.285	1:24.874	**(2)**	83.94	0.063	12:28:20.361

Weather / Track : Cloudy / Dry

Donington Park National
Circuit Length = 1.9790 miles
Start: 12:14 Flag 12:27 End: 12:28

BMCRC - MRO Championships 2018 - Rnd 5 @ Donington Park

Team Respro MRO 600 inc Clubman 600 & BMCRC Rookie 600

QUALIFYING - SECTOR ANALYSIS

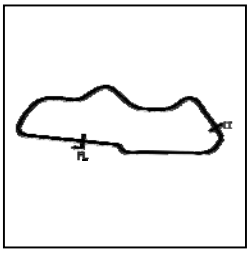

SECTOR 1 = FL to I1, SECTOR 2 = I1 to FL, DIFF = Difference To Personal Best Lap, P = Crossed Finish Line in Pit Lane, D = Time Disallowed

P41 58 C Barry STEWART Kawasaki -

IDEAL LAP TIME : 1:25.681 BEST LAP TIME : 1:26.172 DIFFERENCE : 0.491

LAP	SECTOR 1	SECTOR 2	LAP TIME	MPH	DIFF	TIME OF DAY
1 -	1:04.606	31.188	1:35.794	74.37	9.622	12:16:45.295
2 -	57.887	***29.919***	1:27.806	81.14	1.634	12:18:13.101
3 -	56.867	30.026	1:26.893 **(2)**	81.99	0.721	12:19:39.994
4 -	***55.762***	30.410	***1:26.172*** **(1)**	***82.67***		***12:21:06.166***
5 -	58.800	30.413	1:29.213	79.86	3.041	12:22:35.379
6 -	56.709	30.425	1:27.134 **(3)**	81.76	0.962	12:24:02.513
7 -	57.277	30.198	1:27.475	81.44	1.303	12:25:29.988
8 -	57.814	32.497	1:30.311	78.89	4.139	12:27:00.299
9 -	56.771	30.726	1:27.497	81.42	1.325	12:28:27.796

P42 84 600 Phillip McMANAMON Honda -

IDEAL LAP TIME : 1:26.493 BEST LAP TIME : 1:26.520 DIFFERENCE : 0.027

LAP	SECTOR 1	SECTOR 2	LAP TIME	MPH	DIFF	TIME OF DAY
1 -	1:05.182	32.497	1:37.679	72.93	11.159	12:16:45.686
2 -	1:02.324	32.319	1:34.643	75.27	8.123	12:18:20.329
3 -	59.254	31.990	1:31.244	78.08	4.724	12:19:51.573
4 -	1:00.468	31.566	1:32.034	77.41	5.514	12:21:23.607
5 -	59.679	32.752	1:32.431	77.08	5.911	12:22:56.038
6 -	59.920	31.557	1:31.477	77.88	4.957	12:24:27.515
7 -	56.433	***30.087***	***1:26.520*** **(1)**	***82.34***		***12:25:54.035***
8 -	***56.406***	30.363	1:26.769 **(2)**	82.11	0.249	12:27:20.804
9 -	57.067	30.671	1:27.738 **(3)**	81.20	1.218	12:28:48.542

P43 55 C Edgar MACHADO Honda - Build or not build

IDEAL LAP TIME : 1:30.789 BEST LAP TIME : 1:30.789 DIFFERENCE : 0.000

LAP	SECTOR 1	SECTOR 2	LAP TIME	MPH	DIFF	TIME OF DAY
1 -	1:09.378	33.443	1:42.821	69.29	12.032	12:17:12.070
2 -	1:05.256	32.667	1:37.923	72.75	7.134	12:18:49.993
3 -	1:03.592	31.371	1:34.963 **(3)**	75.02	4.174	12:20:24.956
4 -	1:02.355	30.603	1:32.958 **(2)**	76.64	2.169	12:21:57.914
5 -	***1:00.542***	***30.247***	***1:30.789*** **(1)**	***78.47***		***12:23:28.703***

P44 11 Ross DUNSTAN Suzuki - PRB Racing

IDEAL LAP TIME : 1:30.739 BEST LAP TIME : 1:31.272 DIFFERENCE : 0.533

LAP	SECTOR 1	SECTOR 2	LAP TIME	MPH	DIFF	TIME OF DAY
1 -	1:04.163	32.128	1:36.291	73.99	5.019	12:16:46.176
2 -	1:01.070	***30.808***	1:31.878 **(2)**	77.54	0.606	12:18:18.054
3 -	1:00.995	32.038	1:33.033	76.58	1.761	12:19:51.087
4 -	1:00.422	31.465	1:31.887 **(3)**	77.53	0.615	12:21:22.974
5 -	***59.931***	31.341	***1:31.272*** **(1)**	***78.05***		***12:22:54.246***
6 -	1:00.034	IN PIT	1:46.788 **P**	66.71	15.516	12:24:41.034

P45 24 600 Mark REYNOLDS Yamaha -

IDEAL LAP TIME : 1:31.834 BEST LAP TIME : 1:31.834 DIFFERENCE : 0.000

LAP	SECTOR 1	SECTOR 2	LAP TIME	MPH	DIFF	TIME OF DAY
1 -	1:07.404	33.765	1:41.169	70.42	9.335	12:16:48.598
2 -	1:03.017	32.749	1:35.766	74.39	3.932	12:18:24.364
3 -	1:02.192	50.532	1:52.724	63.20	20.890	12:20:17.088
4 -	1:02.717	32.449	1:35.166	74.86	3.332	12:21:52.254
5 -	1:01.612	32.417	1:34.029 **(2)**	75.77	2.195	12:23:26.283
6 -	1:01.431	33.255	1:34.686	75.24	2.852	12:25:00.969
7 -	1:01.432	32.649	1:34.081 **(3)**	75.72	2.247	12:26:35.050
8 -	***1:00.239***	***31.595***	***1:31.834*** **(1)**	***77.58***		***12:28:06.884***

Weather / Track : Cloudy / Dry

Donington Park National
Circuit Length = 1.9790 miles
Start: 12:14 Flag 12:27 End: 12:28

BMCRC - MRO Championships 2018 - Rnd 5 @ Donington Park

Team Respro MRO 600 inc Clubman 600 & BMCRC Rookie 600

QUALIFYING - SECTOR ANALYSIS

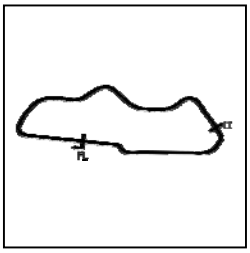

SECTOR 1 = FL to I1, SECTOR 2 = I1 to FL, DIFF = Difference To Personal Best Lap, P = Crossed Finish Line in Pit Lane, D = Time Disallowed

P46 199 C Jack GRISTWOOD Yamaha -

IDEAL LAP TIME : 1:31.599 BEST LAP TIME : 1:32.356 DIFFERENCE : 0.757

LAP	SECTOR 1	SECTOR 2	LAP TIME		MPH	DIFF	TIME OF DAY
1 -	1:04.492	33.176	1:37.668		72.94	5.312	12:16:42.293
2 -	1:01.917	31.812	1:33.729		76.01	1.373	12:18:16.022
3 -	1:01.213	32.056	1:33.269		76.38	0.913	12:19:49.291
4 -	1:01.165	31.688	1:32.853	**(3)**	76.73	0.497	12:21:22.144
5 -	***1:00.355***	32.001	***1:32.356***	**(1)**	***77.14***		***12:22:54.500***
6 -	1:01.260	***31.244***	1:32.504	**(2)**	77.01	0.148	12:24:27.004
7 -	1:01.063	32.786	1:33.849		75.91	1.493	12:26:00.853
8 -	1:01.989	IN PIT	1:44.745	**P**	68.01	12.389	12:27:45.598

P47 33 600 Mark LAWRENCE Honda - Sarky racing

IDEAL LAP TIME : 1:32.804 BEST LAP TIME : 1:33.320 DIFFERENCE : 0.516

LAP	SECTOR 1	SECTOR 2	LAP TIME		MPH	DIFF	TIME OF DAY
1 -	1:08.492	35.315	1:43.807		68.63	10.487	12:16:49.848
2 -	1:02.983	33.084	1:36.067		74.16	2.747	12:18:25.915
3 -	1:01.881	32.817	1:34.698		75.23	1.378	12:20:00.613
4 -	1:01.142	32.983	1:34.125	**(3)**	75.69	0.805	12:21:34.738
5 -	1:02.845	33.338	1:36.183		74.07	2.863	12:23:10.921
6 -	***1:00.662***	32.658	***1:33.320***	**(1)**	***76.34***		***12:24:44.241***
7 -	1:01.252	***32.142***	1:33.394	**(2)**	76.28	0.074	12:26:17.635
8 -	1:02.687	32.562	1:35.249		74.80	1.929	12:27:52.884

Weather / Track : Cloudy / Dry

Donington Park National
Circuit Length = 1.9790 miles
Start: 12:14 Flag 12:27 End: 12:28

BMCRC - MRO Championships 2018 - Rnd 5 @ Donington Park

Team Respro MRO 600 inc Clubman 600 & BMCRC Rookie 600

QUALIFYING - BEST SECTORS

SECTOR 1				SECTOR 2			IDEAL / BEST COMPARISON					
POS	NO	NAME	TIME	NO	NAME	TIME	POS	NO	NAME	IDEAL	BEST	DIFF
									PERFECT LAP	1:13.276		
1	84	WOTTON	47.659	111	SMITH	25.617	1	84	WOTTON	1:13.439	1:14.058	0.619
2	111	SMITH	47.986	84	WOTTON	25.780	2	111	SMITH	1:13.603	1:13.603	0.000
3	45	PEAD	48.420	45	PEAD	25.875	3	45	PEAD	1:14.295	1:15.135	0.840
4	46	ROWLINGS	48.674	82	SMITH	25.928	4	46	ROWLINGS	1:14.643	1:14.998	0.355
5	27	WICKENS	48.713	46	ROWLINGS	25.969	5	27	WICKENS	1:14.750	1:14.809	0.059
6	82	SMITH	49.639	27	WICKENS	26.037	6	82	SMITH	1:15.567	1:15.567	0.000
7	34	PAGE	49.702	34	PAGE	26.099	7	34	PAGE	1:15.801	1:15.801	0.000
8	192	MOFFA	50.314	17	BAKER	26.356	8	17	BAKER	1:16.736	1:16.800	0.064
9	60	YOUNGE	50.318	56	MILLS	26.387	9	156	STONE	1:16.777	1:17.079	0.302
10	156	STONE	50.325	156	STONE	26.452	10	56	MILLS	1:16.791	1:16.864	0.073
11	17	BAKER	50.380	16	SHOTTON	26.621	11	60	YOUNGE	1:16.992	1:17.219	0.227
12	56	MILLS	50.404	60	YOUNGE	26.674	12	192	MOFFA	1:17.131	1:17.131	0.000
13	99	SIMMONS	50.552	70	BURSELL	26.731	13	99	SIMMONS	1:17.317	1:17.317	0.000
14	53	SIGGS	50.678	99	SIMMONS	26.765	14	53	SIGGS	1:17.477	1:17.477	0.000
15	16	SHOTTON	50.929	53	SIGGS	26.799	15	16	SHOTTON	1:17.550	1:17.579	0.029
16	661	HARRIS	51.025	192	MOFFA	26.817	16	70	BURSELL	1:17.918	1:18.553	0.635
17	70	BURSELL	51.187	57	RUTTER	27.014	17	661	HARRIS	1:18.240	1:18.240	0.000
18	39	MORGAN	51.623	80	KIMMINGS	27.201	18	57	RUTTER	1:18.670	1:19.060	0.390
19	57	RUTTER	51.656	661	HARRIS	27.215	19	107	WHEELDON	1:18.948	1:19.376	0.428
20	107	WHEELDON	51.692	107	WHEELDON	27.256	20	80	KIMMINGS	1:18.958	1:19.112	0.154
21	80	KIMMINGS	51.757	81	DUFFETT	27.268	21	39	MORGAN	1:18.966	1:18.966	0.000
22	818	BARKER	52.155	143	PRENDERGAST	27.286	22	62	PATERSON	1:19.554	1:20.083	0.529
23	62	PATERSON	52.228	62	PATERSON	27.326	23	818	BARKER	1:19.668	1:21.865	2.197
24	145	MOORE	52.266	39	MORGAN	27.343	24	89	MUNRO	1:19.832	1:19.862	0.030
25	89	MUNRO	52.279	818	BARKER	27.513	25	145	MOORE	1:19.852	1:19.943	0.091
26	194	CRACKNELL	52.441	89	MUNRO	27.553	26	143	PRENDERGAST	1:20.415	1:20.568	0.153
27	97	LIGUORI	52.644	145	MOORE	27.586	27	194	CRACKNELL	1:20.595	1:20.855	0.260
28	42	ATTWOOD	52.664	64	SALTMER	27.890	28	81	DUFFETT	1:20.668	1:21.073	0.405
29	64	SALTMER	52.886	21	WHITCHER	27.991	29	42	ATTWOOD	1:20.672	1:20.945	0.273
30	41	RAE	53.124	42	ATTWOOD	28.008	30	64	SALTMER	1:20.776	1:21.009	0.233
31	143	PRENDERGAST	53.129	194	CRACKNELL	28.154	31	97	LIGUORI	1:21.080	1:21.080	0.000
32	188	KRAWIECKI	53.380	97	LIGUORI	28.436	32	21	WHITCHER	1:21.433	1:21.460	0.027
33	81	DUFFETT	53.400	100	HOWTON	28.463	33	41	RAE	1:21.759	1:22.026	0.267
34	176	BEATTIE	53.424	2	TRUNDLE	28.539	34	188	KRAWIECKI	1:21.966	1:22.061	0.095
35	21	WHITCHER	53.442	176	BEATTIE	28.572	35	176	BEATTIE	1:21.996	1:22.085	0.089
36	100	HOWTON	54.057	188	KRAWIECKI	28.586	36	100	HOWTON	1:22.520	1:22.552	0.032
37	8	SAUNDERS	55.325	41	RAE	28.635	37	8	SAUNDERS	1:24.106	1:24.525	0.419
38	20	CLARKE	55.589	8	SAUNDERS	28.781	38	2	TRUNDLE	1:24.339	1:24.339	0.000
39	58	STEWART	55.762	69	WINDEATT	28.789	39	20	CLARKE	1:24.600	1:24.811	0.211
40	2	TRUNDLE	55.800	20	CLARKE	29.011	40	69	WINDEATT	1:24.630	1:24.782	0.152
41	69	WINDEATT	55.841	58	STEWART	29.919	41	58	STEWART	1:25.681	1:26.172	0.491
42	84	McMANAMON	56.406	84	McMANAMON	30.087	42	84	McMANAMON	1:26.493	1:26.520	0.027
43	11	DUNSTAN	59.931	55	MACHADO	30.247	43	11	DUNSTAN	1:30.739	1:31.272	0.533
44	24	REYNOLDS	1:00.239	11	DUNSTAN	30.808	44	55	MACHADO	1:30.789	1:30.789	0.000
45	199	GRISTWOOD	1:00.355	199	GRISTWOOD	31.244	45	199	GRISTWOOD	1:31.599	1:32.356	0.757
46	55	MACHADO	1:00.542	24	REYNOLDS	31.595	46	24	REYNOLDS	1:31.834	1:31.834	0.000
47	33	LAWRENCE	1:00.662	33	LAWRENCE	32.142	47	33	LAWRENCE	1:32.804	1:33.320	0.516

Weather / Track : Cloudy / Dry

Donington Park National
Circuit Length = 1.9790 miles
Start: 12:14 Flag 12:27 End: 12:28

Results can be found at www.tsl-timing.com

Printed - 12:30 Saturday, 16 June 2018

BMCRC - MRO Championships 2018 - Rnd 5 @ Donington Park

Team Respro MRO 600 inc Clubman 600

RACE 7 - GRID (7 Laps)

ROW 11							1:32.356	31 199 Jack GRISTWOOD
ROW 10	1:31.272	30 11 Ross DUNSTAN	1:30.789	29 55 Edgar MACHADO	1:26.172	28 58 Barry STEWART		
ROW 9	1:22.026	27 41 Ian RAE	1:21.080	26 97 Julien LIGUORI	1:21.073	25 81 Liam DUFFETT		
ROW 8	1:21.009	24 64 Rob SALTMER	1:20.568	23 143 Daire PRENDERGAST	1:20.083	22 62 Charlie PATERSON		
ROW 7	1:19.943	21 145 Peter MOORE	1:19.862	20 89 David MUNRO	1:19.112	19 80 Stephen KIMMINGS		
ROW 6	1:19.060	18 57 Theo RUTTER	1:18.553	17 70 Chris BURSELL	1:18.240	16 661 Cameron HARRIS		
ROW 5	1:17.579	15 16 Ollie SHOTTON	1:17.477	14 53 Jason SIGGS	1:17.317	13 99 Michael SIMMONS		
ROW 4	1:17.219	12 60 Jack YOUNGE	1:17.131	11 192 Daniel MOFFA	1:17.079	10 156 Michael STONE		
ROW 3	1:16.864	9 56 Michael MILLS	1:16.800	8 17 Philip BAKER	1:15.801	7 34 Jason PAGE		
ROW 2	1:15.567	6 82 Andrew SMITH	1:15.135	5 45 Ed PEAD	1:14.998	4 46 Harry ROWLINGS		
ROW 1	1:14.809	3 27 Stuart WICKENS	1:14.058	2 84 Ben WOTTON	1:13.603	1 111 Sam SMITH		

Pole

Donington Park National
Circuit Length = 1.9790 miles

These results are provisional until the conclusion of any judicial and technical matters.

Clerk Of Course :		Timekeeper :

Results can be found at www.tsl-timing.com

Printed - 12:32 Saturday, 16 June 2018

BMCRC - MRO Championships 2018 - Rnd 5 @ Donington Park

Team Respro MRO 600 inc Clubman 600

RACE 7 - CLASSIFICATION

POS	NO	CL	PIC	NAME	ENTRY	LAPS	TIME	GAP	DIFF	MPH	BEST	ON
1	84	C	1	Ben WOTTON	Triumph - JJR Triumph/ RJS Services	7	8:40.201			95.60	1:12.785	4
2	111		1	Sam SMITH	Kawasaki - GBM KAWASAKI	7	8:41.062	0.861	0.861	95.45	1:13.375	5
3	46		2	Harry ROWLINGS	Triumph - Bernard Elliott racing / Steve Jordan moto	7	8:49.154	8.953	8.092	93.99	1:14.622	5
4	45		3	Ed PEAD	Yamaha -	7	8:49.178	8.977	0.024	93.98	1:13.835	5
5	17	C	2	Philip BAKER	Triumph - Ashford accident repair centre	7	8:51.346	11.145	2.168	93.60	1:14.756	3
6	82	C	3	Andrew SMITH	Kawasaki - 5 Club Racing	7	8:51.422	11.221	0.076	93.59	1:14.695	2
7	56		4	Michael MILLS	Yamaha - A51 Racing	7	8:57.360	17.159	5.938	92.55	1:15.309	5
8	34		5	Jason PAGE	Yamaha -	7	9:01.594	21.393	4.234	91.83	1:16.380	3
9	60	C	4	Jack YOUNGE	Yamaha - Chase Timber Products	7	9:01.829	21.628	0.235	91.79	1:15.949	4
10	156	C	5	Michael STONE	Kawasaki -	7	9:02.321	22.120	0.492	91.70	1:15.954	4
11	99		6	Michael SIMMONS	Yamaha - Westcountry Windings	7	9:03.547	23.346	1.226	91.50	1:16.138	5
12	192	C	6	Daniel MOFFA	Triumph - DM Racing	7	9:06.356	26.155	2.809	91.03	1:16.011	5
13	661	C	7	Cameron HARRIS	Yamaha - HARRIS PERFORMANCE	7	9:09.269	29.068	2.913	90.54	1:16.725	3
14	53	C	8	Jason SIGGS	Yamaha - J Siggs Construction	7	9:15.781	35.580	6.512	89.48	1:17.696	6
15	16	C	9	Ollie SHOTTON	Kawasaki -	7	9:16.185	35.984	0.404	89.42	1:17.857	6
16	57		7	Theo RUTTER	Yamaha - Sublime Designs Racing/RRC	7	9:16.741	36.540	0.556	89.33	1:18.050	7
17	70	C	10	Chris BURSELL	Triumph - Nuway AV	7	9:17.185	36.984	0.444	89.26	1:18.037	6
18	62	C	11	Charlie PATERSON	Yamaha - TBR Performance	7	9:24.176	43.975	6.991	88.15	1:18.478	7
19	80	C	12	Stephen KIMMINGS	Yamaha - S T Engineering	7	9:24.735	44.534	0.559	88.06	1:18.823	7
20	89		8	David MUNRO	Yamaha - Munro Racing	7	9:31.459	51.258	6.724	87.03	1:19.275	4
21	64	C	13	Rob SALTMER	Yamaha - Universal Tyres & Autocentres	7	9:33.238	53.037	1.779	86.76	1:20.306	2
22	143	C	14	Daire PRENDERGAST	Kawasaki -	7	9:33.357	53.156	0.119	86.74	1:19.988	6
23	81	C	15	Liam DUFFETT	Triumph -	7	9:33.671	53.470	0.314	86.69	1:19.686	5
24	97	C	16	Julien LIGUORI	Kawasaki - Liguori' Pizza New Forest	7	9:35.500	55.299	1.829	86.42	1:19.954	5
25	145		9	Peter MOORE	Honda - Station Garage , Isle of Man	7	9:36.490	56.289	0.990	86.27	1:20.284	7
26	2	C	17	Toby TRUNDLE	Triumph - Harris Motorcycles Ltd - Harlow Essex	7	9:48.648	1:08.447	12.158	84.49	1:22.347	7
27	41	C	18	Ian RAE	Triumph - Richie ramsay golf.com	6	8:53.457	1 Lap	1 Lap	79.87	1:25.598	5
28	199	C	19	Jack GRISTWOOD	Yamaha -	6	8:58.175	1 Lap	4.718	79.17	1:27.662	6
29	58	C	20	Barry STEWART	Kawasaki -	6	8:59.047	1 Lap	0.872	79.04	1:25.944	6
30	11		10	Ross DUNSTAN	Suzuki - PRB Racing	6	9:06.429	1 Lap	7.382	77.98	1:29.688	5
31	55	C	21	Edgar MACHADO	Honda - Build or not build	6	9:14.935	1 Lap	8.506	76.78	1:29.575	4

NOT CLASSIFIED

DNF	27			Stuart WICKENS	Triumph - Big Tone	0						

FASTEST LAP

	84	C		Ben WOTTON	Triumph - JJR Triumph/ RJS Services	4	1:12.785	97.88 mph	157.53 kph
	111			Sam SMITH	Kawasaki - GBM KAWASAKI	5	1:13.375	97.09 mph	156.26 kph

Class C - 92.5% of Race Speed = 88.43 mph
Class - 92.5% of Race Speed = 88.29 mph

Donington Park National
Circuit Length = 1.9790 miles
Start: 16:42 Flag 16:50 End: 16:51

Weather / Track : Bright / Dry
These results are provisional until the conclusion of any judicial and technical matters.

Clerk Of Course :		Timekeeper :

Results can be found at www.tsl-timing.com

Printed - 16:52 Saturday, 16 June 2018

BMCRC - MRO Championships 2018 - Rnd 5 @ Donington Park

Team Respro MRO 600 inc Clubman 600

RACE 7 - LAP CHART

LAP 1 @ 16:43:18.569

NO	BEHIND	LAP TIME
111		1:17.197
84	0.746	1:17.943
46	1.060	1:18.257
82	2.763	1:19.960
45	2.837	1:20.034
34	3.072	1:20.269
17	3.176	1:20.373
56	3.274	1:20.471
60	4.917	1:22.114
156	5.011	1:22.208
99	5.251	1:22.448
192	6.990	1:24.187
16	7.244	1:24.441
661	7.937	1:25.134
53	8.485	1:25.682
57	8.702	1:25.899
70	8.791	1:25.988
64	9.164	1:26.361
80	9.479	1:26.676
143	11.192	1:28.389
62	11.275	1:28.472
81	11.413	1:28.610
97	12.557	1:29.754
145	12.961	1:30.158
89	14.007	1:31.204
2	14.062	1:31.259
11	16.834	1:34.031
199	17.742	1:34.939
41	19.264	1:36.461
55	25.700	1:42.897
58	25.913	1:43.110

LAP 2 @ 16:44:32.614

NO	BEHIND	LAP TIME
111		1:14.045
84	0.175	1:13.474
46	2.071	1:15.056
45	3.075	1:14.283
82	3.413	1:14.695
17	3.963	1:14.832
56	5.043	1:15.814
34	5.464	1:16.437
156	7.841	1:16.875
60	7.921	1:17.049
99	8.068	1:16.862
192	10.349	1:17.404
661	11.589	1:17.697
16	12.210	1:19.011
53	13.276	1:18.836
57	13.573	1:18.916
70	13.960	1:19.214
64	15.425	1:20.306
80	15.817	1:20.383
62	16.892	1:19.662
81	19.269	1:21.901
143	19.677	1:22.530
89	20.331	1:20.369
145	20.909	1:21.993
97	20.939	1:22.427
2	22.841	1:22.824
199	32.260	1:28.563
11	32.729	1:29.940
41	33.303	1:28.084
58	38.704	1:26.836
55	44.044	1:32.389

LAP 3 @ 16:45:46.350

NO	BEHIND	LAP TIME
84		1:13.561
111	0.215	1:13.951
45	3.463	1:14.124
46	3.494	1:15.159
82	4.460	1:14.783
17	4.983	1:14.756
56	6.663	1:15.356
34	8.108	1:16.380
156	10.421	1:16.316
60	11.186	1:17.001
99	11.549	1:17.217
192	13.598	1:16.985
661	14.578	1:16.725
16	16.812	1:18.338
53	18.127	1:18.587
57	18.408	1:18.571
70	18.838	1:18.614
80	23.314	1:21.233
64	23.395	1:21.706
62	23.424	1:20.268
89	26.975	1:20.380
143	27.334	1:21.393
81	27.622	1:22.089
145	27.973	1:20.800
97	28.747	1:21.544
2	32.122	1:23.017
199	47.856	1:29.332
41	48.365	1:28.798
11	49.680	1:30.687
58	51.999	1:27.031
55	1:00.475	1:30.167

LAP 4 @ 16:46:59.135

NO	BEHIND	LAP TIME
84		1:12.785
111	0.866	1:13.436
45	5.545	1:14.867
46	6.070	1:15.361
82	7.199	1:15.524
17	7.439	1:15.241
56	9.800	1:15.922
34	12.782	1:17.459
156	13.590	1:15.954
60	14.350	1:15.949
99	15.205	1:16.441
192	17.599	1:16.786
661	18.898	1:17.105
16	23.054	1:19.027
53	24.048	1:18.706
57	24.326	1:18.703
70	24.622	1:18.569
62	29.355	1:18.716
80	29.594	1:19.065
64	31.736	1:21.126
89	33.465	1:19.275
143	34.561	1:20.012
81	35.595	1:20.758
145	36.627	1:21.439
97	36.887	1:20.925
2	42.312	1:22.975
41	1:04.099	1:28.519
199	1:04.859	1:29.788
11	1:06.699	1:29.804
58	1:06.863	1:27.649

LAP 5 @ 16:48:12.781

NO	BEHIND	LAP TIME
84		1:13.646
111	0.595	1:13.375
55	1 Lap	1:29.575
45	5.734	1:13.835
46	7.046	1:14.622
82	8.741	1:15.188
17	9.051	1:15.258
56	11.463	1:15.309
34	16.073	1:16.937
156	16.440	1:16.496
60	16.775	1:16.071
99	17.697	1:16.138
192	19.964	1:16.011
661	22.129	1:16.877
53	28.824	1:18.422
16	28.888	1:19.480
57	29.216	1:18.536
70	29.661	1:18.685
62	35.139	1:19.430
80	35.268	1:19.320
64	39.352	1:21.262
89	39.955	1:20.136
143	41.006	1:20.091
81	41.635	1:19.686
97	43.195	1:19.954
145	44.271	1:21.290
2	52.032	1:23.366

LAP 6 @ 16:49:28.447

NO	BEHIND	LAP TIME
111		1:15.071
84	0.231	1:15.897
41	1 Lap	1:25.598
199	1 Lap	1:27.891
58	1 Lap	1:28.477
45	6.240	1:16.172
46	6.471	1:15.091
11	1 Lap	1:29.688
82	8.631	1:15.556
17	9.025	1:15.640
56	12.151	1:16.354
34	17.679	1:17.272
60	17.790	1:16.681
55	1 Lap	1:30.235
156	18.196	1:17.422
99	18.658	1:16.627
192	21.788	1:17.490
661	23.603	1:17.140
53	30.854	1:17.696
16	31.079	1:17.857
57	31.616	1:18.066
70	32.032	1:18.037
62	38.623	1:19.150
80	38.837	1:19.235
89	44.193	1:19.904
64	44.921	1:21.235
143	45.328	1:19.988
81	45.887	1:19.918
97	48.196	1:20.667
145	49.131	1:20.526
2	59.226	1:22.860

LAP 7 @ 16:50:41.573

NO	BEHIND	LAP TIME
84		1:12.895
111	0.861	1:13.987
46	8.953	1:15.608
45	8.977	1:15.863
17	11.145	1:15.246
82	11.221	1:15.716
41	1 Lap	1:25.997
56	17.159	1:18.134
199	1 Lap	1:27.662
58	1 Lap	1:25.944
34	21.393	1:16.840
60	21.628	1:16.964
156	22.120	1:17.050
99	23.346	1:17.814
192	26.155	1:17.493
11	1 Lap	1:32.279
661	29.068	1:18.591
55	1 Lap	1:29.672
53	35.580	1:17.852
16	35.984	1:18.031
57	36.540	1:18.050
70	36.984	1:18.078
62	43.975	1:18.478
80	44.534	1:18.823
89	51.258	1:20.191
64	53.037	1:21.242
143	53.156	1:20.954
81	53.470	1:20.709
97	55.299	1:20.229
145	56.289	1:20.284
2	1:08.447	1:22.347

Weather / Track : Bright / Dry

Donington Park National
Circuit Length = 1.9790 miles
Start: 16:42 Flag 16:50 End: 16:51

Results can be found at www.tsl-timing.com

Printed - 16:52 Saturday, 16 June 2018

BMCRC - MRO Championships 2018 - Rnd 5 @ Donington Park

Team Respro MRO 600 inc Clubman 600

RACE 7 - SECTOR ANALYSIS

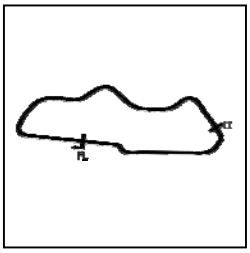

SECTOR 1 = FL to I1, SECTOR 2 = I1 to FL, DIFF = Difference To Personal Best Lap, P = Crossed Finish Line in Pit Lane, D = Time Disallowed

P1 84 C Ben WOTTON Triumph - JJR Triumph/ RJS Services

IDEAL LAP TIME : 1:12.675 BEST LAP TIME : 1:12.785 DIFFERENCE : 0.110

LAP	SECTOR 1	SECTOR 2	LAP TIME	MPH	DIFF	TIME OF DAY
1 -		26.095	1:17.943	91.40	5.158	16:43:19.315
2 -	47.415	26.059	1:13.474 (3)	96.96	0.689	16:44:32.789
3 -	47.866	25.695	1:13.561	96.85	0.776	16:45:46.350
4 -	47.308	***25.477***	***1:12.785 (1)***	***97.88***		***16:46:59.135***
5 -	47.467	26.179	1:13.646	96.74	0.861	16:48:12.781
6 -	49.380	26.517	1:15.897	93.87	3.112	16:49:28.678
7 -	***47.198***	25.697	1:12.895 (2)	97.73	0.110	16:50:41.573

P2 111 Sam SMITH Kawasaki - GBM KAWASAKI

IDEAL LAP TIME : 1:13.339 BEST LAP TIME : 1:13.375 DIFFERENCE : 0.036

LAP	SECTOR 1	SECTOR 2	LAP TIME	MPH	DIFF	TIME OF DAY
1 -		26.093	1:17.197	92.29	3.822	16:43:18.569
2 -	47.935	26.110	1:14.045	96.22	0.670	16:44:32.614
3 -	47.827	26.124	1:13.951 (3)	96.34	0.576	16:45:46.565
4 -	***47.478***	25.958	1:13.436 (2)	97.01	0.061	16:47:00.001
5 -	47.514	***25.861***	***1:13.375 (1)***	***97.09***		***16:48:13.376***
6 -	48.127	26.944	1:15.071	94.90	1.696	16:49:28.447
7 -	47.982	26.005	1:13.987	96.29	0.612	16:50:42.434

P3 46 Harry ROWLINGS Triumph - Bernard Elliott racing / Steve Jordan motorcycles

IDEAL LAP TIME : 1:14.489 BEST LAP TIME : 1:14.622 DIFFERENCE : 0.133

LAP	SECTOR 1	SECTOR 2	LAP TIME	MPH	DIFF	TIME OF DAY
1 -		26.253	1:18.257	91.04	3.635	16:43:19.629
2 -	48.907	26.149	1:15.056 (2)	94.92	0.434	16:44:34.685
3 -	48.883	26.276	1:15.159	94.79	0.537	16:45:49.844
4 -	49.324	26.037	1:15.361	94.54	0.739	16:47:05.205
5 -	48.613	26.009	***1:14.622 (1)***	***95.47***		***16:48:19.827***
6 -	***48.572***	26.519	1:15.091 (3)	94.88	0.469	16:49:34.918
7 -	49.691	***25.917***	1:15.608	94.23	0.986	16:50:50.526

P4 45 Ed PEAD Yamaha -

IDEAL LAP TIME : 1:13.762 BEST LAP TIME : 1:13.835 DIFFERENCE : 0.073

LAP	SECTOR 1	SECTOR 2	LAP TIME	MPH	DIFF	TIME OF DAY
1 -		26.428	1:20.034	89.02	6.199	16:43:21.406
2 -	48.346	25.937	1:14.283 (3)	95.91	0.448	16:44:35.689
3 -	48.239	***25.885***	1:14.124 (2)	96.11	0.289	16:45:49.813
4 -	48.874	25.993	1:14.867	95.16	1.032	16:47:04.680
5 -	***47.877***	25.958	***1:13.835 (1)***	***96.49***		***16:48:18.515***
6 -	49.521	26.651	1:16.172	93.53	2.337	16:49:34.687
7 -	49.613	26.250	1:15.863	93.91	2.028	16:50:50.550

P5 17 C Philip BAKER Triumph - Ashford accident repair centre

IDEAL LAP TIME : 1:14.540 BEST LAP TIME : 1:14.756 DIFFERENCE : 0.216

LAP	SECTOR 1	SECTOR 2	LAP TIME	MPH	DIFF	TIME OF DAY
1 -		27.056	1:20.373	88.64	5.617	16:43:21.745
2 -	***48.622***	26.210	1:14.832 (2)	95.20	0.076	16:44:36.577
3 -	48.838	***25.918***	***1:14.756 (1)***	***95.30***		***16:45:51.333***
4 -	48.973	26.268	1:15.241 (3)	94.69	0.485	16:47:06.574
5 -	49.011	26.247	1:15.258	94.66	0.502	16:48:21.832
6 -	49.477	26.163	1:15.640	94.19	0.884	16:49:37.472
7 -	48.927	26.319	1:15.246	94.68	0.490	16:50:52.718

P6 82 C Andrew SMITH Kawasaki - 5 Club Racing

IDEAL LAP TIME : 1:14.557 BEST LAP TIME : 1:14.695 DIFFERENCE : 0.138

LAP	SECTOR 1	SECTOR 2	LAP TIME	MPH	DIFF	TIME OF DAY

Weather / Track : Bright / Dry

Donington Park National
Circuit Length = 1.9790 miles
Start: 16:42 Flag 16:50 End: 16:51

BMCRC - MRO Championships 2018 - Rnd 5 @ Donington Park

Team Respro MRO 600 inc Clubman 600

RACE 7 - SECTOR ANALYSIS

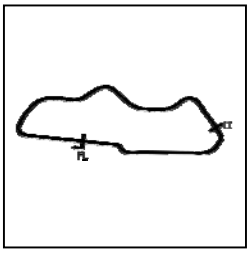

SECTOR 1 = FL to I1, SECTOR 2 = I1 to FL, DIFF = Difference To Personal Best Lap, P = Crossed Finish Line in Pit Lane, D = Time Disallowed

1 -		26.819	1:19.960	89.10	5.265	16:43:21.332
2 -	48.755	***25.940***	***1:14.695*** **(1)**	***95.38***		***16:44:36.027***
3 -	***48.617***	26.166	1:14.783 **(2)**	95.27	0.088	16:45:50.810
4 -	49.349	26.175	1:15.524	94.33	0.829	16:47:06.334
5 -	49.063	26.125	1:15.188 **(3)**	94.75	0.493	16:48:21.522
6 -	49.550	26.006	1:15.556	94.29	0.861	16:49:37.078
7 -	49.335	26.381	1:15.716	94.09	1.021	16:50:52.794

P7 56 Michael MILLS Yamaha - A51 Racing

IDEAL LAP TIME : 1:15.014 BEST LAP TIME : 1:15.309 DIFFERENCE : 0.295

LAP	SECTOR 1	SECTOR 2	LAP TIME	MPH	DIFF	TIME OF DAY
1 -		26.712	1:20.471	88.53	5.162	16:43:21.843
2 -	49.541	26.273	1:15.814 **(3)**	93.97	0.505	16:44:37.657
3 -	***49.197***	26.159	1:15.356 **(2)**	94.54	0.047	16:45:53.013
4 -	49.318	26.604	1:15.922	93.84	0.613	16:47:08.935
5 -	49.492	***25.817***	***1:15.309*** **(1)**	***94.60***		***16:48:24.244***
6 -	50.111	26.243	1:16.354	93.31	1.045	16:49:40.598
7 -	51.088	27.046	1:18.134	91.18	2.825	16:50:58.732

P8 34 Jason PAGE Yamaha -

IDEAL LAP TIME : 1:16.376 BEST LAP TIME : 1:16.380 DIFFERENCE : 0.004

LAP	SECTOR 1	SECTOR 2	LAP TIME	MPH	DIFF	TIME OF DAY
1 -		27.254	1:20.269	88.75	3.889	16:43:21.641
2 -	***49.837***	26.600	1:16.437 **(2)**	93.20	0.057	16:44:38.078
3 -	49.841	***26.539***	***1:16.380*** **(1)**	***93.27***		***16:45:54.458***
4 -	50.678	26.781	1:17.459	91.97	1.079	16:47:11.917
5 -	50.381	26.556	1:16.937	92.60	0.557	16:48:28.854
6 -	50.036	27.236	1:17.272	92.20	0.892	16:49:46.126
7 -	50.119	26.721	1:16.840 **(3)**	92.72	0.460	16:51:02.966

P9 60 C Jack YOUNGE Yamaha - Chase Timber Products

IDEAL LAP TIME : 1:15.849 BEST LAP TIME : 1:15.949 DIFFERENCE : 0.100

LAP	SECTOR 1	SECTOR 2	LAP TIME	MPH	DIFF	TIME OF DAY
1 -		27.318	1:22.114	86.76	6.165	16:43:23.486
2 -	50.174	26.875	1:17.049	92.46	1.100	16:44:40.535
3 -	50.199	26.802	1:17.001	92.52	1.052	16:45:57.536
4 -	49.500	***26.449***	***1:15.949*** **(1)**	***93.80***		***16:47:13.485***
5 -	***49.400***	26.671	1:16.071 **(2)**	93.65	0.122	16:48:29.556
6 -	49.562	27.119	1:16.681 **(3)**	92.91	0.732	16:49:46.237
7 -	50.096	26.868	1:16.964	92.57	1.015	16:51:03.201

P10 156 C Michael STONE Kawasaki -

IDEAL LAP TIME : 1:15.954 BEST LAP TIME : 1:15.954 DIFFERENCE : 0.000

LAP	SECTOR 1	SECTOR 2	LAP TIME	MPH	DIFF	TIME OF DAY
1 -		27.136	1:22.208	86.66	6.254	16:43:23.580
2 -	50.359	26.516	1:16.875	92.67	0.921	16:44:40.455
3 -	49.669	26.647	1:16.316 **(2)**	93.35	0.362	16:45:56.771
4 -	***49.503***	***26.451***	***1:15.954*** **(1)**	***93.80***		***16:47:12.725***
5 -	49.845	26.651	1:16.496 **(3)**	93.13	0.542	16:48:29.221
6 -	50.182	27.240	1:17.422	92.02	1.468	16:49:46.643
7 -	50.126	26.924	1:17.050	92.46	1.096	16:51:03.693

P11 99 Michael SIMMONS Yamaha - Westcountry Windings

IDEAL LAP TIME : 1:16.119 BEST LAP TIME : 1:16.138 DIFFERENCE : 0.019

LAP	SECTOR 1	SECTOR 2	LAP TIME	MPH	DIFF	TIME OF DAY
1 -		26.867	1:22.448	86.41	6.310	16:43:23.820
2 -	50.387	***26.475***	1:16.862	92.69	0.724	16:44:40.682
3 -	50.494	26.723	1:17.217	92.26	1.079	16:45:57.899
4 -	49.803	26.638	1:16.441 **(2)**	93.20	0.303	16:47:14.340

Weather / Track : Bright / Dry

Donington Park National
Circuit Length = 1.9790 miles
Start: 16:42 Flag 16:50 End: 16:51

BMCRC - MRO Championships 2018 - Rnd 5 @ Donington Park

Team Respro MRO 600 inc Clubman 600

RACE 7 - SECTOR ANALYSIS

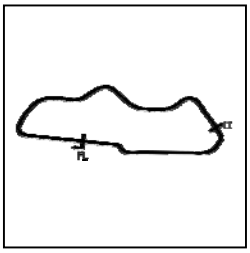

SECTOR 1 = FL to I1, SECTOR 2 = I1 to FL, DIFF = Difference To Personal Best Lap, P = Crossed Finish Line in Pit Lane, D = Time Disallowed

5 -	***49.644***	26.494	***1:16.138***	**(1)**	***93.57***		***16:48:30.478***
6 -	49.782	26.845	1:16.627	**(3)**	92.97	0.489	16:49:47.105
7 -	50.135	27.679	1:17.814		91.55	1.676	16:51:04.919

P12 192 C Daniel MOFFA Triumph - DM Racing

IDEAL LAP TIME : 1:16.011 BEST LAP TIME : 1:16.011 DIFFERENCE : 0.000

LAP	SECTOR 1	SECTOR 2	LAP TIME		MPH	DIFF	TIME OF DAY
1 -		27.650	1:24.187		84.62	8.176	16:43:25.559
2 -	50.241	27.163	1:17.404		92.04	1.393	16:44:42.963
3 -	49.747	27.238	1:16.985	**(3)**	92.54	0.974	16:45:59.948
4 -	49.844	26.942	1:16.786	**(2)**	92.78	0.775	16:47:16.734
5 -	***49.366***	***26.645***	***1:16.011***	**(1)**	***93.73***		***16:48:32.745***
6 -	49.957	27.533	1:17.490		91.94	1.479	16:49:50.235
7 -	50.282	27.211	1:17.493		91.93	1.482	16:51:07.728

P13 661 C Cameron HARRIS Yamaha - HARRIS PERFORMANCE

IDEAL LAP TIME : 1:16.442 BEST LAP TIME : 1:16.725 DIFFERENCE : 0.283

LAP	SECTOR 1	SECTOR 2	LAP TIME		MPH	DIFF	TIME OF DAY
1 -		27.421	1:25.134		83.68	8.409	16:43:26.506
2 -	51.023	26.674	1:17.697		91.69	0.972	16:44:44.203
3 -	50.246	***26.479***	***1:16.725***	**(1)**	***92.85***		***16:46:00.928***
4 -	***49.963***	27.142	1:17.105	**(3)**	92.40	0.380	16:47:18.033
5 -	50.124	26.753	1:16.877	**(2)**	92.67	0.152	16:48:34.910
6 -	50.197	26.943	1:17.140		92.35	0.415	16:49:52.050
7 -	50.688	27.903	1:18.591		90.65	1.866	16:51:10.641

P14 53 C Jason SIGGS Yamaha - J Siggs Construction

IDEAL LAP TIME : 1:17.667 BEST LAP TIME : 1:17.696 DIFFERENCE : 0.029

LAP	SECTOR 1	SECTOR 2	LAP TIME		MPH	DIFF	TIME OF DAY
1 -		28.134	1:25.682		83.15	7.986	16:43:27.054
2 -	51.550	27.286	1:18.836		90.37	1.140	16:44:45.890
3 -	51.499	27.088	1:18.587		90.65	0.891	16:46:04.477
4 -	51.424	27.282	1:18.706		90.52	1.010	16:47:23.183
5 -	51.298	27.124	1:18.422	**(3)**	90.85	0.726	16:48:41.605
6 -	50.697	***26.999***	***1:17.696***	**(1)**	***91.69***		***16:49:59.301***
7 -	***50.668***	27.184	1:17.852	**(2)**	91.51	0.156	16:51:17.153

P15 16 C Ollie SHOTTON Kawasaki -

IDEAL LAP TIME : 1:17.670 BEST LAP TIME : 1:17.857 DIFFERENCE : 0.187

LAP	SECTOR 1	SECTOR 2	LAP TIME		MPH	DIFF	TIME OF DAY
1 -		27.678	1:24.441		84.37	6.584	16:43:25.813
2 -	52.087	26.924	1:19.011		90.17	1.154	16:44:44.824
3 -	51.479	26.859	1:18.338	**(3)**	90.94	0.481	16:46:03.162
4 -	51.954	27.073	1:19.027		90.15	1.170	16:47:22.189
5 -	52.084	27.396	1:19.480		89.64	1.623	16:48:41.669
6 -	***51.024***	26.833	***1:17.857***	**(1)**	***91.50***		***16:49:59.526***
7 -	51.385	***26.646***	1:18.031	**(2)**	91.30	0.174	16:51:17.557

P16 57 Theo RUTTER Yamaha - Sublime Designs Racing/RRC

IDEAL LAP TIME : 1:17.931 BEST LAP TIME : 1:18.050 DIFFERENCE : 0.119

LAP	SECTOR 1	SECTOR 2	LAP TIME		MPH	DIFF	TIME OF DAY
1 -		27.994	1:25.899		82.94	7.849	16:43:27.271
2 -	51.678	27.238	1:18.916		90.28	0.866	16:44:46.187
3 -	51.583	26.988	1:18.571		90.67	0.521	16:46:04.758
4 -	51.200	27.503	1:18.703		90.52	0.653	16:47:23.461
5 -	51.490	27.046	1:18.536	**(3)**	90.71	0.486	16:48:41.997
6 -	***51.096***	26.970	1:18.066	**(2)**	91.26	0.016	16:50:00.063
7 -	51.215	***26.835***	***1:18.050***	**(1)**	***91.28***		***16:51:18.113***

Weather / Track : Bright / Dry

Donington Park National
Circuit Length = 1.9790 miles
Start: 16:42 Flag 16:50 End: 16:51

BMCRC - MRO Championships 2018 - Rnd 5 @ Donington Park

Team Respro MRO 600 inc Clubman 600

RACE 7 - SECTOR ANALYSIS

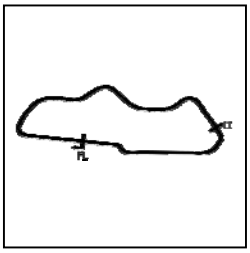

SECTOR 1 = FL to I1, SECTOR 2 = I1 to FL, DIFF = Difference To Personal Best Lap, P = Crossed Finish Line in Pit Lane, D = Time Disallowed

P17 70 C Chris BURSELL Triumph - Nuway AV

IDEAL LAP TIME : 1:17.989 BEST LAP TIME : 1:18.037 DIFFERENCE : 0.048

LAP	SECTOR 1	SECTOR 2	LAP TIME	MPH	DIFF	TIME OF DAY
1 -		27.305	1:25.988	82.85	7.951	16:43:27.360
2 -	51.904	27.310	1:19.214	89.94	1.177	16:44:46.574
3 -	51.554	27.060	1:18.614	90.62	0.577	16:46:05.188
4 -	51.280	27.289	1:18.569 **(3)**	90.68	0.532	16:47:23.757
5 -	51.547	27.138	1:18.685	90.54	0.648	16:48:42.442
6 -	51.172	***26.865***	***1:18.037*** **(1)**	***91.29***		***16:50:00.479***
7 -	***51.124***	26.954	1:18.078 **(2)**	91.25	0.041	16:51:18.557

P18 62 C Charlie PATERSON Yamaha - TBR Performance

IDEAL LAP TIME : 1:18.379 BEST LAP TIME : 1:18.478 DIFFERENCE : 0.099

LAP	SECTOR 1	SECTOR 2	LAP TIME	MPH	DIFF	TIME OF DAY
1 -		28.233	1:28.472	80.52	9.994	16:43:29.844
2 -	52.109	27.553	1:19.662	89.43	1.184	16:44:49.506
3 -	52.143	28.125	1:20.268	88.76	1.790	16:46:09.774
4 -	51.467	***27.249***	1:18.716 **(2)**	90.51	0.238	16:47:28.490
5 -	51.783	27.647	1:19.430	89.69	0.952	16:48:47.920
6 -	51.459	27.691	1:19.150 **(3)**	90.01	0.672	16:50:07.070
7 -	***51.130***	27.348	***1:18.478*** **(1)**	***90.78***		***16:51:25.548***

P19 80 C Stephen KIMMINGS Yamaha - S T Engineering

IDEAL LAP TIME : 1:18.311 BEST LAP TIME : 1:18.823 DIFFERENCE : 0.512

LAP	SECTOR 1	SECTOR 2	LAP TIME	MPH	DIFF	TIME OF DAY
1 -		27.731	1:26.676	82.19	7.853	16:43:28.048
2 -	52.289	28.094	1:20.383	88.63	1.560	16:44:48.431
3 -	52.947	28.286	1:21.233	87.70	2.410	16:46:09.664
4 -	51.881	***27.184***	1:19.065 **(2)**	90.11	0.242	16:47:28.729
5 -	51.829	27.491	1:19.320	89.82	0.497	16:48:48.049
6 -	51.564	27.671	1:19.235 **(3)**	89.91	0.412	16:50:07.284
7 -	***51.127***	27.696	***1:18.823*** **(1)**	***90.38***		***16:51:26.107***

P20 89 David MUNRO Yamaha - Munro Racing

IDEAL LAP TIME : 1:19.275 BEST LAP TIME : 1:19.275 DIFFERENCE : 0.000

LAP	SECTOR 1	SECTOR 2	LAP TIME	MPH	DIFF	TIME OF DAY
1 -		28.288	1:31.204	78.11	11.929	16:43:32.576
2 -	52.560	27.809	1:20.369	88.64	1.094	16:44:52.945
3 -	52.523	27.857	1:20.380	88.63	1.105	16:46:13.325
4 -	***51.866***	***27.409***	***1:19.275*** **(1)**	***89.87***		***16:47:32.600***
5 -	52.269	27.867	1:20.136 **(3)**	88.90	0.861	16:48:52.736
6 -	52.019	27.885	1:19.904 **(2)**	89.16	0.629	16:50:12.640
7 -	52.044	28.147	1:20.191	88.84	0.916	16:51:32.831

P21 64 C Rob SALTMER Yamaha - Universal Tyres & Autocentres

IDEAL LAP TIME : 1:20.222 BEST LAP TIME : 1:20.306 DIFFERENCE : 0.084

LAP	SECTOR 1	SECTOR 2	LAP TIME	MPH	DIFF	TIME OF DAY
1 -		28.090	1:26.361	82.49	6.055	16:43:27.733
2 -	***52.284***	28.022	***1:20.306*** **(1)**	***88.71***		***16:44:48.039***
3 -	53.072	28.634	1:21.706	87.19	1.400	16:46:09.745
4 -	52.852	28.274	1:21.126 **(2)**	87.82	0.820	16:47:30.871
5 -	53.128	28.134	1:21.262	87.67	0.956	16:48:52.133
6 -	53.297	***27.938***	1:21.235 **(3)**	87.70	0.929	16:50:13.368
7 -	53.095	28.147	1:21.242	87.69	0.936	16:51:34.610

P22 143 C Daire PRENDERGAST Kawasaki -

IDEAL LAP TIME : 1:19.818 BEST LAP TIME : 1:19.988 DIFFERENCE : 0.170

LAP	SECTOR 1	SECTOR 2	LAP TIME	MPH	DIFF	TIME OF DAY

Weather / Track : Bright / Dry

Donington Park National
Circuit Length = 1.9790 miles
Start: 16:42 Flag 16:50 End: 16:51

BMCRC - MRO Championships 2018 - Rnd 5 @ Donington Park

Team Respro MRO 600 inc Clubman 600

RACE 7 - SECTOR ANALYSIS

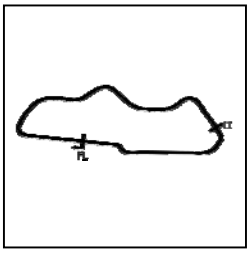

SECTOR 1 = FL to I1, SECTOR 2 = I1 to FL, DIFF = Difference To Personal Best Lap, P = Crossed Finish Line in Pit Lane, D = Time Disallowed

1 -		28.406	1:28.389	80.60	8.401	16:43:29.761
2 -	54.485	28.045	1:22.530	86.32	2.542	16:44:52.291
3 -	53.585	27.808	1:21.393	87.53	1.405	16:46:13.684
4 -	***52.398***	27.614	1:20.012 **(2)**	89.04	0.024	16:47:33.696
5 -	52.671	***27.420***	1:20.091 **(3)**	88.95	0.103	16:48:53.787
6 -	52.547	27.441	***1:19.988*** **(1)**	***89.07***		***16:50:13.775***
7 -	53.406	27.548	1:20.954	88.00	0.966	16:51:34.729

P23 81 C Liam DUFFETT Triumph -

IDEAL LAP TIME : 1:19.597 BEST LAP TIME : 1:19.686 DIFFERENCE : 0.089

LAP	SECTOR 1	SECTOR 2	LAP TIME	MPH	DIFF	TIME OF DAY
1 -		27.868	1:28.610	80.40	8.924	16:43:29.982
2 -	53.837	28.064	1:21.901	86.99	2.215	16:44:51.883
3 -	53.278	28.811	1:22.089	86.79	2.403	16:46:13.972
4 -	53.245	27.513	1:20.758	88.22	1.072	16:47:34.730
5 -	***52.209***	27.477	***1:19.686*** **(1)**	***89.40***		***16:48:54.416***
6 -	52.530	***27.388***	1:19.918 **(2)**	89.14	0.232	16:50:14.334
7 -	52.418	28.291	1:20.709 **(3)**	88.27	1.023	16:51:35.043

P24 97 C Julien LIGUORI Kawasaki - Liguori' Pizza New Forest

IDEAL LAP TIME : 1:19.785 BEST LAP TIME : 1:19.954 DIFFERENCE : 0.169

LAP	SECTOR 1	SECTOR 2	LAP TIME	MPH	DIFF	TIME OF DAY
1 -		28.539	1:29.754	79.37	9.800	16:43:31.126
2 -	53.439	28.988	1:22.427	86.43	2.473	16:44:53.553
3 -	53.452	28.092	1:21.544	87.37	1.590	16:46:15.097
4 -	53.040	***27.885***	1:20.925	88.04	0.971	16:47:36.022
5 -	***51.900***	28.054	***1:19.954*** **(1)**	***89.10***		***16:48:55.976***
6 -	52.503	28.164	1:20.667 **(3)**	88.32	0.713	16:50:16.643
7 -	52.190	28.039	1:20.229 **(2)**	88.80	0.275	16:51:36.872

P25 145 Peter MOORE Honda - Station Garage , Isle of Man

IDEAL LAP TIME : 1:19.927 BEST LAP TIME : 1:20.284 DIFFERENCE : 0.357

LAP	SECTOR 1	SECTOR 2	LAP TIME	MPH	DIFF	TIME OF DAY
1 -		28.442	1:30.158	79.02	9.874	16:43:31.530
2 -	53.960	28.033	1:21.993	86.89	1.709	16:44:53.523
3 -	53.249	***27.551***	1:20.800 **(3)**	88.17	0.516	16:46:14.323
4 -	53.537	27.902	1:21.439	87.48	1.155	16:47:35.762
5 -	52.897	28.393	1:21.290	87.64	1.006	16:48:57.052
6 -	52.777	27.749	1:20.526 **(2)**	88.47	0.242	16:50:17.578
7 -	***52.376***	27.908	***1:20.284*** **(1)**	***88.74***		***16:51:37.862***

P26 2 C Toby TRUNDLE Triumph - Harris Motorcycles Ltd - Harlow Essex

IDEAL LAP TIME : 1:22.229 BEST LAP TIME : 1:22.347 DIFFERENCE : 0.118

LAP	SECTOR 1	SECTOR 2	LAP TIME	MPH	DIFF	TIME OF DAY
1 -		29.151	1:31.259	78.07	8.912	16:43:32.631
2 -	54.404	28.420	1:22.824 **(2)**	86.02	0.477	16:44:55.455
3 -	54.907	***28.110***	1:23.017	85.82	0.670	16:46:18.472
4 -	54.712	28.263	1:22.975	85.86	0.628	16:47:41.447
5 -	55.002	28.364	1:23.366	85.46	1.019	16:49:04.813
6 -	54.537	28.323	1:22.860 **(3)**	85.98	0.513	16:50:27.673
7 -	***54.119***	28.228	***1:22.347*** **(1)**	***86.51***		***16:51:50.020***

P27 41 C Ian RAE Triumph - Richie ramsay golf.com

IDEAL LAP TIME : 1:25.540 BEST LAP TIME : 1:25.598 DIFFERENCE : 0.058

LAP	SECTOR 1	SECTOR 2	LAP TIME	MPH	DIFF	TIME OF DAY
1 -		31.349	1:36.461	73.86	10.863	16:43:37.833
2 -	57.333	30.751	1:28.084 **(3)**	80.88	2.486	16:45:05.917
3 -	57.327	31.471	1:28.798	80.23	3.200	16:46:34.715
4 -	58.344	***30.175***	1:28.519	80.48	2.921	16:48:03.234

Weather / Track : Bright / Dry

Donington Park National
Circuit Length = 1.9790 miles
Start: 16:42 Flag 16:50 End: 16:51

BMCRC - MRO Championships 2018 - Rnd 5 @ Donington Park

Team Respro MRO 600 inc Clubman 600

RACE 7 - SECTOR ANALYSIS

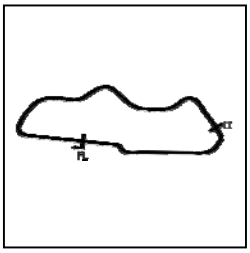

SECTOR 1 = FL to I1, SECTOR 2 = I1 to FL, DIFF = Difference To Personal Best Lap, P = Crossed Finish Line in Pit Lane, D = Time Disallowed

5 -	***55.365***	30.233	***1:25.598***	**(1)**	***83.23***		***16:49:28.832***
6 -	55.795	30.202	1:25.997	**(2)**	82.84	0.399	16:50:54.829

P28 199 C Jack GRISTWOOD Yamaha -

IDEAL LAP TIME : 1:26.969 BEST LAP TIME : 1:27.662 DIFFERENCE : 0.693

LAP	SECTOR 1	SECTOR 2	LAP TIME		MPH	DIFF	TIME OF DAY
1 -		***30.125***	1:34.939		75.04	7.277	16:43:36.311
2 -	58.035	30.528	1:28.563	**(3)**	80.44	0.901	16:45:04.874
3 -	57.981	31.351	1:29.332		79.75	1.670	16:46:34.206
4 -	58.832	30.956	1:29.788		79.34	2.126	16:48:03.994
5 -	57.128	30.763	1:27.891	**(2)**	81.06	0.229	16:49:31.885
6 -	***56.844***	30.818	***1:27.662***	**(1)**	***81.27***		***16:50:59.547***

P29 58 C Barry STEWART Kawasaki -

IDEAL LAP TIME : 1:25.905 BEST LAP TIME : 1:25.944 DIFFERENCE : 0.039

LAP	SECTOR 1	SECTOR 2	LAP TIME		MPH	DIFF	TIME OF DAY
1 -		30.825	1:43.110		69.09	17.166	16:43:44.482
2 -	57.175	***29.661***	1:26.836	**(2)**	82.04	0.892	16:45:11.318
3 -	56.933	30.098	1:27.031	**(3)**	81.86	1.087	16:46:38.349
4 -	57.015	30.634	1:27.649		81.28	1.705	16:48:05.998
5 -	58.494	29.983	1:28.477		80.52	2.533	16:49:34.475
6 -	***56.244***	29.700	***1:25.944***	**(1)**	***82.89***		***16:51:00.419***

P30 11 Ross DUNSTAN Suzuki - PRB Racing

IDEAL LAP TIME : 1:28.844 BEST LAP TIME : 1:29.688 DIFFERENCE : 0.844

LAP	SECTOR 1	SECTOR 2	LAP TIME		MPH	DIFF	TIME OF DAY
1 -		***29.955***	1:34.031		75.76	4.343	16:43:35.403
2 -	59.492	30.448	1:29.940	**(3)**	79.21	0.252	16:45:05.343
3 -	59.903	30.784	1:30.687		78.56	0.999	16:46:36.030
4 -	59.312	30.492	1:29.804	**(2)**	79.33	0.116	16:48:05.834
5 -	***58.889***	30.799	***1:29.688***	**(1)**	***79.43***		***16:49:35.522***
6 -	1:00.551	31.728	1:32.279		77.20	2.591	16:51:07.801

P31 55 C Edgar MACHADO Honda - Build or not build

IDEAL LAP TIME : 1:28.889 BEST LAP TIME : 1:29.575 DIFFERENCE : 0.686

LAP	SECTOR 1	SECTOR 2	LAP TIME		MPH	DIFF	TIME OF DAY
1 -		32.233	1:42.897		69.24	13.322	16:43:44.269
2 -	1:01.012	31.377	1:32.389		77.11	2.814	16:45:16.658
3 -	59.699	30.468	1:30.167	**(3)**	79.01	0.592	16:46:46.825
4 -	***58.621***	30.954	***1:29.575***	**(1)**	***79.53***		***16:48:16.400***
5 -	59.967	***30.268***	1:30.235		78.95	0.660	16:49:46.635
6 -	59.165	30.507	1:29.672	**(2)**	79.45	0.097	16:51:16.307

Weather / Track : Bright / Dry

Donington Park National
Circuit Length = 1.9790 miles
Start: 16:42 Flag 16:50 End: 16:51

BMCRC - MRO Championships 2018 - Rnd 5 @ Donington Park

Team Respro MRO 600 inc Clubman 600

RACE 7 - BEST SECTORS

SECTOR 1				SECTOR 2			IDEAL / BEST COMPARISON					
POS	NO	NAME	TIME	NO	NAME	TIME	POS	NO	NAME	IDEAL	BEST	DIFF
									PERFECT LAP	1:12.675		
1	84	WOTTON	47.198	84	WOTTON	25.477	1	84	WOTTON	1:12.675	1:12.785	0.110
2	111	SMITH	47.478	56	MILLS	25.817	2	111	SMITH	1:13.339	1:13.375	0.036
3	45	PEAD	47.877	111	SMITH	25.861	3	45	PEAD	1:13.762	1:13.835	0.073
4	46	ROWLINGS	48.572	45	PEAD	25.885	4	46	ROWLINGS	1:14.489	1:14.622	0.133
5	82	SMITH	48.617	46	ROWLINGS	25.917	5	17	BAKER	1:14.540	1:14.756	0.216
6	17	BAKER	48.622	17	BAKER	25.918	6	82	SMITH	1:14.557	1:14.695	0.138
7	56	MILLS	49.197	82	SMITH	25.940	7	56	MILLS	1:15.014	1:15.309	0.295
8	192	MOFFA	49.366	60	YOUNGE	26.449	8	60	YOUNGE	1:15.849	1:15.949	0.100
9	60	YOUNGE	49.400	156	STONE	26.451	9	156	STONE	1:15.954	1:15.954	0.000
10	156	STONE	49.503	99	SIMMONS	26.475	10	192	MOFFA	1:16.011	1:16.011	0.000
11	99	SIMMONS	49.644	661	HARRIS	26.479	11	99	SIMMONS	1:16.119	1:16.138	0.019
12	34	PAGE	49.837	34	PAGE	26.539	12	34	PAGE	1:16.376	1:16.380	0.004
13	661	HARRIS	49.963	192	MOFFA	26.645	13	661	HARRIS	1:16.442	1:16.725	0.283
14	53	SIGGS	50.668	16	SHOTTON	26.646	14	53	SIGGS	1:17.667	1:17.696	0.029
15	16	SHOTTON	51.024	57	RUTTER	26.835	15	16	SHOTTON	1:17.670	1:17.857	0.187
16	57	RUTTER	51.096	70	BURSELL	26.865	16	57	RUTTER	1:17.931	1:18.050	0.119
17	70	BURSELL	51.124	53	SIGGS	26.999	17	70	BURSELL	1:17.989	1:18.037	0.048
18	80	KIMMINGS	51.127	80	KIMMINGS	27.184	18	80	KIMMINGS	1:18.311	1:18.823	0.512
19	62	PATERSON	51.130	62	PATERSON	27.249	19	62	PATERSON	1:18.379	1:18.478	0.099
20	89	MUNRO	51.866	81	DUFFETT	27.388	20	89	MUNRO	1:19.275	1:19.275	0.000
21	97	LIGUORI	51.900	89	MUNRO	27.409	21	81	DUFFETT	1:19.597	1:19.686	0.089
22	81	DUFFETT	52.209	143	PRENDERGAST	27.420	22	97	LIGUORI	1:19.785	1:19.954	0.169
23	64	SALTMER	52.284	145	MOORE	27.551	23	143	PRENDERGAST	1:19.818	1:19.988	0.170
24	145	MOORE	52.376	97	LIGUORI	27.885	24	145	MOORE	1:19.927	1:20.284	0.357
25	143	PRENDERGAST	52.398	64	SALTMER	27.938	25	64	SALTMER	1:20.222	1:20.306	0.084
26	2	TRUNDLE	54.119	2	TRUNDLE	28.110	26	2	TRUNDLE	1:22.229	1:22.347	0.118
27	41	RAE	55.365	58	STEWART	29.661	27	41	RAE	1:25.540	1:25.598	0.058
28	58	STEWART	56.244	11	DUNSTAN	29.955	28	58	STEWART	1:25.905	1:25.944	0.039
29	199	GRISTWOOD	56.844	199	GRISTWOOD	30.125	29	199	GRISTWOOD	1:26.969	1:27.662	0.693
30	55	MACHADO	58.621	41	RAE	30.175	30	11	DUNSTAN	1:28.844	1:29.688	0.844
31	11	DUNSTAN	58.889	55	MACHADO	30.268	31	55	MACHADO	1:28.889	1:29.575	0.686
32												

Weather / Track : Bright / Dry

Donington Park National
Circuit Length = 1.9790 miles
Start: 16:42 Flag 16:50 End: 16:51

Results can be found at www.tsl-timing.com

Printed - 16:52 Saturday, 16 June 2018

BMCRC - MRO Championships 2018 - Rnd 5 @ Donington Park

Team Respro MRO 600 inc Clubman 600

RACE 7 - GRID (10 Laps)

ROW 11	33	83	Talan SKEELS-PIGGINS	32	27	Stuart WICKENS	31	11	Ross DUNSTAN (1:29.688)
ROW 10	30	55	Edgar MACHADO (1:29.575)	29	199	Jack GRISTWOOD (1:27.662)	28	58	Barry STEWART (1:25.944)
ROW 9	27	41	Ian RAE (1:25.598)	26	2	Toby TRUNDLE (1:22.347)	25	64	Rob SALTMER (1:20.306)
ROW 8	24	145	Peter MOORE (1:20.284)	23	143	Daire PRENDERGAST (1:19.988)	22	97	Julien LIGUORI (1:19.954)
ROW 7	21	81	Liam DUFFETT (1:19.686)	20	89	David MUNRO (1:19.275)	19	80	Stephen KIMMINGS (1:18.823)
ROW 6	18	62	Charlie PATERSON (1:18.478)	17	57	Theo RUTTER (1:18.050)	16	70	Chris BURSELL (1:18.037)
ROW 5	15	16	Ollie SHOTTON (1:17.857)	14	53	Jason SIGGS (1:17.696)	13	661	Cameron HARRIS (1:16.725)
ROW 4	12	34	Jason PAGE (1:16.380)	11	99	Michael SIMMONS (1:16.138)	10	192	Daniel MOFFA (1:16.011)
ROW 3	9	156	Michael STONE (1:15.954)	8	60	Jack YOUNGE (1:15.949)	7	56	Michael MILLS (1:15.309)
ROW 2	6	17	Philip BAKER (1:14.756)	5	82	Andrew SMITH (1:14.695)	4	46	Harry ROWLINGS (1:14.622)
ROW 1	3	45	Ed PEAD (1:13.835)	2	111	Sam SMITH (1:13.375)	1	84	Ben WOTTON (1:12.785) **Pole**

Donington Park National
Circuit Length = 1.9790 miles

These results are provisional until the conclusion of any judicial and technical matters.

Clerk Of Course :		Timekeeper :

Results can be found at www.tsl-timing.com

Printed - 16:53 Saturday, 16 June 2018

BMCRC - MRO Championships 2018 - Rnd 5 @ Donington Park

Team Respro MRO 600 inc Clubman 600

RACE 7 - CLASSIFICATION

POS	NO	CL	PIC	NAME	ENTRY	LAPS	TIME	GAP	DIFF	MPH	BEST	ON
1	**84**	C	1	Ben WOTTON	Triumph - JJR Triumph/ RJS Services	**10**	12:16.094			96.60	**1:12.337**	3
2	**111**		1	Sam SMITH	Kawasaki - GBM KAWASAKI	**10**	12:20.533	**4.439**	4.439	96.02	**1:12.946**	3
3	**45**		2	Ed PEAD	Yamaha -	**10**	12:25.129	**9.035**	4.596	95.43	**1:13.183**	6
4	**56**		3	Michael MILLS	Yamaha - A51 Racing	**10**	12:25.136	**9.042**	0.007	95.43	**1:13.524**	5
5	**46**		4	Harry ROWLINGS	Triumph - Bernard Elliott racing / Steve Jordan moto	**10**	12:25.268	**9.174**	0.132	95.41	**1:12.946**	3
6	**82**	C	2	Andrew SMITH	Kawasaki - 5 Club Racing	**10**	12:25.831	**9.737**	0.563	95.34	**1:13.724**	9
7	**34**		5	Jason PAGE	Yamaha -	**10**	12:32.982	**16.888**	7.151	94.43	**1:14.009**	8
8	**17**	C	3	Philip BAKER	Triumph - Ashford accident repair centre	**10**	12:33.211	**17.117**	0.229	94.40	**1:14.190**	10
9	**156**	C	4	Michael STONE	Kawasaki -	**10**	12:35.395	**19.301**	2.184	94.13	**1:14.639**	8
10	**60**	C	5	Jack YOUNGE	Yamaha - Chase Timber Products	**10**	12:38.375	**22.281**	2.980	93.76	**1:14.154**	8
11	**27**		6	Stuart WICKENS	Triumph - Big Tone	**10**	12:40.012	**23.918**	1.637	93.56	**1:14.099**	8
12	**192**	C	6	Daniel MOFFA	Triumph - DM Racing	**10**	12:43.556	**27.462**	3.544	93.12	**1:14.933**	8
13	**661**	C	7	Cameron HARRIS	Yamaha - HARRIS PERFORMANCE	**10**	12:49.393	**33.299**	5.837	92.42	**1:15.969**	6
14	**99**		7	Michael SIMMONS	Yamaha - Westcountry Windings	**10**	12:51.915	**35.821**	2.522	92.12	**1:15.713**	2
15	**53**	C	8	Jason SIGGS	Yamaha - J Siggs Construction	**10**	12:56.467	**40.373**	4.552	91.58	**1:16.011**	7
16	**16**	C	9	Ollie SHOTTON	Kawasaki -	**10**	13:02.138	**46.044**	5.671	90.91	**1:16.938**	10
17	**70**	C	10	Chris BURSELL	Triumph - Nuway AV	**10**	13:04.460	**48.366**	2.322	90.64	**1:17.341**	7
18	**89**		8	David MUNRO	Yamaha - Munro Racing	**10**	13:10.654	**54.560**	6.194	89.93	**1:17.373**	7
19	**81**	C	11	Liam DUFFETT	Triumph -	**10**	13:13.803	**57.709**	3.149	89.58	**1:17.733**	9
20	**64**	C	12	Rob SALTMER	Yamaha - Universal Tyres & Autocentres	**10**	13:15.202	**59.108**	1.399	89.42	**1:18.136**	7
21	**62**	C	13	Charlie PATERSON	Yamaha - TBR Performance	**10**	13:22.226	**1:06.132**	7.024	88.64	**1:18.146**	8
22	**145**		9	Peter MOORE	Honda - Station Garage , Isle of Man	**10**	13:27.814	**1:11.720**	5.588	88.02	**1:18.058**	8
23	**97**	C	14	Julien LIGUORI	Kawasaki - Liguori' Pizza New Forest	**10**	13:28.412	**1:12.318**	0.598	87.96	**1:19.091**	6
24	**2**	C	15	Toby TRUNDLE	Triumph - Harris Motorcycles Ltd - Harlow Essex	**10**	13:31.571	**1:15.477**	3.159	87.62	**1:19.226**	9
25	**143**	C	16	Daire PRENDERGAST	Kawasaki -	**10**	13:32.370	**1:16.276**	0.799	87.53	**1:19.313**	10
26	**83**		10	Talan SKEELS-PIGGINS	Suzuki - McMillan Williams	**10**	13:34.785	**1:18.691**	2.415	87.27	**1:19.093**	6
27	**58**	C	17	Barry STEWART	Kawasaki -	**9**	12:31.811	**1 Lap**	1 Lap	85.10	**1:21.484**	5
28	**41**	C	18	Ian RAE	Triumph - Richie ramsay golf.com	**9**	12:42.957	**1 Lap**	11.146	83.86	**1:21.605**	9
29	**199**	C	19	Jack GRISTWOOD	Yamaha -	**9**	12:43.003	**1 Lap**	0.046	83.85	**1:21.204**	9
30	**55**	C	20	Edgar MACHADO	Honda - Build or not build	**9**	13:15.382	**1 Lap**	32.379	80.44	**1:25.467**	7

NOT CLASSIFIED

DNF	**11**			Ross DUNSTAN	Suzuki - PRB Racing	**6**	9:08.128	**4 Laps**	3 Laps	77.73	**1:27.800**	2
DNF	**57**			Theo RUTTER	Yamaha - Sublime Designs Racing/RRC	**2**	2:42.356	**8 Laps**	4 Laps	86.92	**1:17.874**	2

FASTEST LAP

	84	C	Ben WOTTON	Triumph - JJR Triumph/ RJS Services	**3**	1:12.337	98.49 mph	158.50 kph
	111		Sam SMITH	Kawasaki - GBM KAWASAKI	**3**	1:12.946	97.67 mph	157.18 kph

Class C - 92.5% of Race Speed = 89.35 mph
Class - 92.5% of Race Speed = 88.81 mph

Donington Park National
Circuit Length = 1.9790 miles
Start: 11:29 Flag 11:41 End: 11:43

Weather / Track : Bright / Dry
These results are provisional until the conclusion of any judicial and technical matters.

Clerk Of Course :		Timekeeper :

Results can be found at www.tsl-timing.com

Printed - 11:43 Sunday, 17 June 2018

BMCRC - MRO Championships 2018 - Rnd 5 @ Donington Park

Team Respro MRO 600 inc Clubman 600

RACE 7 - LAP CHART

LAP 1 @ 11:30:55.338

NO	BEHIND	LAP TIME
111		1:17.136
84	0.572	1:17.708
46	0.575	1:17.711
56	1.367	1:18.503
82	1.558	1:18.694
34	2.428	1:19.564
45	2.520	1:19.656
17	2.850	1:19.986
156	3.361	1:20.497
99	4.088	1:21.224
192	5.182	1:22.318
661	5.542	1:22.678
60	5.609	1:22.745
70	5.840	1:22.976
16	6.275	1:23.411
53	6.949	1:24.085
57	7.346	1:24.482
81	7.527	1:24.663
27	7.911	1:25.047
89	8.947	1:26.083
64	9.388	1:26.524
62	10.581	1:27.717
145	10.839	1:27.975
97	11.397	1:28.533
2	11.601	1:28.737
58	12.770	1:29.906
143	13.162	1:30.298
41	15.812	1:32.948
83	15.830	1:32.966
199	15.965	1:33.101
11	17.046	1:34.182
55	21.032	1:38.168

LAP 2 @ 11:32:08.439

NO	BEHIND	LAP TIME
111		1:13.101
84	1.403	1:13.932
46	1.669	1:14.195
82	2.381	1:13.924
56	2.394	1:14.128
45	3.301	1:13.882
34	3.787	1:14.460
17	4.178	1:14.429
156	5.385	1:15.125
99	6.700	1:15.713
192	8.037	1:15.956
60	8.749	1:16.241
661	9.387	1:16.946
70	10.604	1:17.865
16	10.796	1:17.622
27	10.828	1:16.018
53	11.418	1:17.570
57	12.119	1:17.874
81	13.126	1:18.700
89	15.139	1:19.293
64	15.810	1:19.523
145	16.909	1:19.171
62	18.507	1:21.027
97	18.931	1:20.635
2	20.145	1:21.645
58	21.368	1:21.699
143	21.670	1:21.609
83	23.820	1:21.091
199	27.187	1:24.323
41	28.179	1:25.468
11	31.745	1:27.800
55	36.277	1:28.346

LAP 3 @ 11:33:21.385

NO	BEHIND	LAP TIME
111		1:12.946
84	0.794	1:12.337
46	1.669	1:12.946
56	3.445	1:13.997
45	3.951	1:13.596
82	4.099	1:14.664
34	5.865	1:15.024
17	6.208	1:14.976
156	7.475	1:15.036
99	9.966	1:16.212
192	10.465	1:15.374
60	11.062	1:15.259
661	12.471	1:16.030
27	12.597	1:14.715
16	15.777	1:17.927
70	15.960	1:18.302
53	16.414	1:17.942
81	19.145	1:18.965
89	21.342	1:19.149
145	22.709	1:18.746
64	22.985	1:20.121
62	26.150	1:20.589
97	26.760	1:20.775
2	28.140	1:20.941
143	29.645	1:20.921
58	29.960	1:21.538
83	30.828	1:19.954
199	40.999	1:26.758
41	41.714	1:26.481
11	47.176	1:28.377
55	50.729	1:27.398

LAP 4 @ 11:34:34.813

NO	BEHIND	LAP TIME
84		1:12.634
111	0.154	1:13.582
46	1.862	1:13.621
45	4.211	1:13.688
56	4.627	1:14.610
82	5.255	1:14.584
17	7.340	1:14.560
34	7.350	1:14.913
156	8.857	1:14.810
192	13.576	1:16.539
60	13.608	1:15.974
27	14.056	1:14.887
99	14.072	1:17.534
661	15.057	1:16.014
53	20.537	1:17.551
16	20.586	1:18.237
70	20.993	1:18.461
81	24.908	1:19.191
89	27.025	1:19.111
64	28.353	1:18.796
62	31.690	1:18.968
97	32.910	1:19.578
2	34.798	1:20.086
143	36.740	1:20.523
145	37.346	1:28.065
83	37.704	1:20.304
58	39.067	1:22.535
41	52.159	1:23.873
199	52.682	1:25.111
11	1:02.377	1:28.629
55	1:04.243	1:26.942

LAP 5 @ 11:35:47.261

NO	BEHIND	LAP TIME
84		1:12.448
111	0.870	1:13.164
46	3.145	1:13.731
45	5.149	1:13.386
56	5.703	1:13.524
82	6.930	1:14.123
34	9.472	1:14.570
17	9.882	1:14.990
156	11.601	1:15.192
60	16.255	1:15.095
27	16.455	1:14.847
192	17.218	1:16.090
99	18.330	1:16.706
661	18.673	1:16.064
53	24.402	1:16.313
16	25.746	1:17.608
70	26.246	1:17.701
81	31.237	1:18.777
89	32.166	1:17.589
64	34.586	1:18.681
62	38.600	1:19.358
97	40.415	1:19.953
2	42.404	1:20.054
143	44.084	1:19.792
145	44.519	1:19.621
83	45.190	1:19.934
58	48.103	1:21.484
41	1:03.561	1:23.850
199	1:04.156	1:23.922

LAP 6 @ 11:37:00.110

NO	BEHIND	LAP TIME
84		1:12.849
111	1.743	1:13.722
11	1 Lap	1:27.936
46	5.094	1:14.798
55	1 Lap	1:26.398
45	5.483	1:13.183
56	6.779	1:13.925
82	8.336	1:14.255
34	11.603	1:14.980
17	12.094	1:15.061
156	13.566	1:14.814
60	18.248	1:14.842
27	18.266	1:14.660
192	19.794	1:15.425
99	21.515	1:16.034
661	21.793	1:15.969
53	27.921	1:16.368
16	30.942	1:18.045
70	31.453	1:18.056
89	37.298	1:17.981
81	37.505	1:19.117
64	40.154	1:18.417
62	44.843	1:19.092
97	46.657	1:19.091
2	49.879	1:20.324
145	51.027	1:19.357
83	51.434	1:19.093
143	52.033	1:20.798
58	59.034	1:23.780

LAP 7 @ 11:38:13.745

NO	BEHIND	LAP TIME	
84		1:13.635	
41	1 Lap	1:23.169	
199	1 Lap	1:23.247	
111	2.323	1:14.215	
45	5.613	1:13.765	
46	5.679	1:14.220	
56	7.943	1:14.799	
82	8.840	1:14.139	
34	13.665	1:15.697	
17	14.478	1:16.019	
156	15.110	1:15.179	
60	19.709	1:15.096	
27	19.926	1:15.295	
55	1 Lap	1:29.556	
192	21.740	1:15.581	
661	24.567	1:16.409	
99	24.963	1:17.083	
53	30.297	1:16.011	
11	1 Lap	1:41.204	P
16	34.661	1:17.354	
70	35.159	1:17.341	
89	41.036	1:17.373	
81	43.132	1:19.262	
64	44.655	1:18.136	
62	49.603	1:18.395	
97	52.614	1:19.592	
145	56.946	1:19.554	
2	57.112	1:20.868	
83	57.650	1:19.851	
143	57.827	1:19.429	
58	1:08.521	1:23.122	

LAP 8 @ 11:39:26.989

NO	BEHIND	LAP TIME
84		1:13.244
111	3.432	1:14.353
46	7.768	1:15.333
45	7.850	1:15.481
56	8.522	1:13.823
82	9.492	1:13.896
41	1 Lap	1:23.512
199	1 Lap	1:22.978
34	14.430	1:14.009
17	15.826	1:14.592
156	16.505	1:14.639
60	20.619	1:14.154
27	20.781	1:14.099
192	23.429	1:14.933
661	27.870	1:16.547
99	29.010	1:17.291
55	1 Lap	1:25.467
53	34.178	1:17.125
16	38.783	1:17.366
70	39.673	1:17.758
89	45.483	1:17.691
81	48.011	1:18.123
64	49.692	1:18.281
62	54.505	1:18.146
97	59.207	1:19.837
145	1:01.760	1:18.058
2	1:03.896	1:20.028
143	1:04.197	1:19.614
83	1:04.724	1:20.318

LAP 9 @ 11:40:40.844

NO	BEHIND	LAP TIME
84		1:13.855
111	3.951	1:14.374
58	1 Lap	1:23.522
45	7.634	1:13.639
46	8.066	1:14.153
56	8.193	1:13.526
82	9.361	1:13.724
34	15.349	1:14.774
17	16.379	1:14.408
156	18.046	1:15.396
41	1 Lap	1:22.051
199	1 Lap	1:22.359
60	21.067	1:14.303
27	21.264	1:14.338
192	24.634	1:15.060
661	30.154	1:16.139
99	31.950	1:16.795
53	37.232	1:16.909
16	42.558	1:17.630
70	43.855	1:18.037
55	1 Lap	1:25.766
89	49.446	1:17.818
81	51.889	1:17.733
64	54.201	1:18.364
62	59.870	1:19.220
145	1:06.305	1:18.400
97	1:06.373	1:21.021
2	1:09.267	1:19.226
143	1:10.415	1:20.073
83	1:12.394	1:21.525

LAP 10 @ 11:41:54.296

NO	BEHIND	LAP TIME
84		1:13.452
111	4.439	1:13.940
45	9.035	1:14.853
56	9.042	1:14.301
46	9.174	1:14.560
82	9.737	1:13.828
58	1 Lap	1:24.225
34	16.888	1:14.991
17	17.117	1:14.190
156	19.301	1:14.707
60	22.281	1:14.666
27	23.918	1:16.106
41	1 Lap	1:21.605
199	1 Lap	1:21.204
192	27.462	1:16.280
661	33.299	1:16.597
99	35.821	1:17.323

Donington Park National
Circuit Length = 1.9790 miles
Start: 11:29 Flag 11:41 End: 11:43

Weather / Track : Bright / Dry

BMCRC - MRO Championships 2018 - Rnd 5 @ Donington Park

Team Respro MRO 600 inc Clubman 600

RACE 7 - LAP CHART

53	40.373	1:16.593
16	46.044	1:16.938
70	48.366	1:17.963
89	54.560	1:18.566
81	57.709	1:19.272
64	59.108	1:18.359
55	1 Lap	1:27.341
62	1:06.132	1:19.714
145	1:11.720	1:18.867
97	1:12.318	1:19.397
2	1:15.477	1:19.662
143	1:16.276	1:19.313
83	1:18.691	1:19.749

Weather / Track : Bright / Dry

Donington Park National
Circuit Length = 1.9790 miles
Start: 11:29 Flag 11:41 End: 11:43

BMCRC - MRO Championships 2018 - Rnd 5 @ Donington Park

Team Respro MRO 600 inc Clubman 600

RACE 7 - SECTOR ANALYSIS

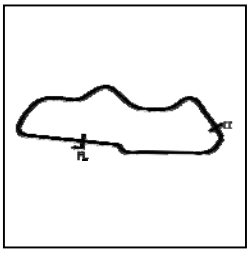

SECTOR 1 = FL to I1, SECTOR 2 = I1 to FL, DIFF = Difference To Personal Best Lap, P = Crossed Finish Line in Pit Lane, D = Time Disallowed

P1 84 C Ben WOTTON — Triumph - JJR Triumph/ RJS Services

IDEAL LAP TIME : 1:12.337 BEST LAP TIME : 1:12.337 DIFFERENCE : 0.000

LAP	SECTOR 1	SECTOR 2	LAP TIME	MPH	DIFF	TIME OF DAY
1 -		26.303	1:17.708	91.68	5.371	11:30:55.910
2 -	48.153	25.779	1:13.932	96.36	1.595	11:32:09.842
3 -	***46.774***	***25.563***	***1:12.337 (1)***	***98.49***		***11:33:22.179***
4 -	47.029	25.605	1:12.634 (3)	98.08	0.297	11:34:34.813
5 -	46.850	25.598	1:12.448 (2)	98.34	0.111	11:35:47.261
6 -	47.145	25.704	1:12.849	97.80	0.512	11:37:00.110
7 -	47.108	26.527	1:13.635	96.75	1.298	11:38:13.745
8 -	47.483	25.761	1:13.244	97.27	0.907	11:39:26.989
9 -	47.784	26.071	1:13.855	96.46	1.518	11:40:40.844
10 -	47.450	26.002	1:13.452	96.99	1.115	11:41:54.296

P2 111 Sam SMITH — Kawasaki - GBM KAWASAKI

IDEAL LAP TIME : 1:12.943 BEST LAP TIME : 1:12.946 DIFFERENCE : 0.003

LAP	SECTOR 1	SECTOR 2	LAP TIME	MPH	DIFF	TIME OF DAY
1 -		26.050	1:17.136	92.36	4.190	11:30:55.338
2 -	***47.211***	25.890	1:13.101 (2)	97.46	0.155	11:32:08.439
3 -	47.214	***25.732***	***1:12.946 (1)***	***97.67***		***11:33:21.385***
4 -	47.550	26.032	1:13.582	96.82	0.636	11:34:34.967
5 -	47.243	25.921	1:13.164 (3)	97.37	0.218	11:35:48.131
6 -	47.529	26.193	1:13.722	96.64	0.776	11:37:01.853
7 -	48.157	26.058	1:14.215	96.00	1.269	11:38:16.068
8 -	48.348	26.005	1:14.353	95.82	1.407	11:39:30.421
9 -	48.036	26.338	1:14.374	95.79	1.428	11:40:44.795
10 -	47.938	26.002	1:13.940	96.35	0.994	11:41:58.735

P3 45 Ed PEAD — Yamaha -

IDEAL LAP TIME : 1:13.183 BEST LAP TIME : 1:13.183 DIFFERENCE : 0.000

LAP	SECTOR 1	SECTOR 2	LAP TIME	MPH	DIFF	TIME OF DAY
1 -		26.279	1:19.656	89.44	6.473	11:30:57.858
2 -	47.986	25.896	1:13.882	96.43	0.699	11:32:11.740
3 -	47.702	25.894	1:13.596 (3)	96.80	0.413	11:33:25.336
4 -	47.924	25.764	1:13.688	96.68	0.505	11:34:39.024
5 -	47.668	25.718	1:13.386 (2)	97.08	0.203	11:35:52.410
6 -	***47.475***	***25.708***	***1:13.183 (1)***	***97.35***		***11:37:05.593***
7 -	48.025	25.740	1:13.765	96.58	0.582	11:38:19.358
8 -	49.380	26.101	1:15.481	94.38	2.298	11:39:34.839
9 -	47.801	25.838	1:13.639	96.75	0.456	11:40:48.478
10 -	48.568	26.285	1:14.853	95.18	1.670	11:42:03.331

P4 56 Michael MILLS — Yamaha - A51 Racing

IDEAL LAP TIME : 1:13.443 BEST LAP TIME : 1:13.524 DIFFERENCE : 0.081

LAP	SECTOR 1	SECTOR 2	LAP TIME	MPH	DIFF	TIME OF DAY
1 -		26.228	1:18.503	90.75	4.979	11:30:56.705
2 -	47.992	26.136	1:14.128	96.11	0.604	11:32:10.833
3 -	47.981	26.016	1:13.997	96.28	0.473	11:33:24.830
4 -	48.753	25.857	1:14.610	95.49	1.086	11:34:39.440
5 -	***47.731***	25.793	***1:13.524 (1)***	***96.90***		***11:35:52.964***
6 -	47.993	25.932	1:13.925	96.37	0.401	11:37:06.889
7 -	49.076	25.723	1:14.799	95.25	1.275	11:38:21.688
8 -	48.111	***25.712***	1:13.823 (3)	96.50	0.299	11:39:35.511
9 -	47.805	25.721	1:13.526 (2)	96.89	0.002	11:40:49.037
10 -	47.760	26.541	1:14.301	95.88	0.777	11:42:03.338

P5 46 Harry ROWLINGS — Triumph - Bernard Elliott racing / Steve Jordan motorcycles

IDEAL LAP TIME : 1:12.946 BEST LAP TIME : 1:12.946 DIFFERENCE : 0.000

LAP	SECTOR 1	SECTOR 2	LAP TIME	MPH	DIFF	TIME OF DAY

Weather / Track : Bright / Dry

Donington Park National
Circuit Length = 1.9790 miles
Start: 11:29 Flag 11:41 End: 11:43

BMCRC - MRO Championships 2018 - Rnd 5 @ Donington Park

Team Respro MRO 600 inc Clubman 600

RACE 7 - SECTOR ANALYSIS

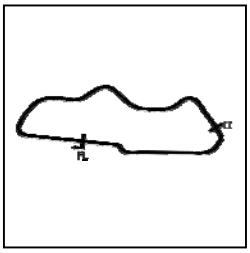

SECTOR 1 = FL to I1, SECTOR 2 = I1 to FL, DIFF = Difference To Personal Best Lap, P = Crossed Finish Line in Pit Lane, D = Time Disallowed

1 -		25.795	1:17.711		91.68	4.765	11:30:55.913
2 -	48.008	26.187	1:14.195		96.02	1.249	11:32:10.108
3 -	***47.308***	***25.638***	***1:12.946***	**(1)**	***97.67***		***11:33:23.054***
4 -	47.794	25.827	1:13.621	**(2)**	96.77	0.675	11:34:36.675
5 -	47.991	25.740	1:13.731	**(3)**	96.63	0.785	11:35:50.406
6 -	47.805	26.993	1:14.798		95.25	1.852	11:37:05.204
7 -	48.177	26.043	1:14.220		95.99	1.274	11:38:19.424
8 -	49.141	26.192	1:15.333		94.57	2.387	11:39:34.757
9 -	48.345	25.808	1:14.153		96.08	1.207	11:40:48.910
10 -	48.244	26.316	1:14.560		95.55	1.614	11:42:03.470

P6 82 C Andrew SMITH Kawasaki - 5 Club Racing

IDEAL LAP TIME : 1:13.514 BEST LAP TIME : 1:13.724 DIFFERENCE : 0.210

LAP	SECTOR 1	SECTOR 2	LAP TIME		MPH	DIFF	TIME OF DAY
1 -		26.110	1:18.694		90.53	4.970	11:30:56.896
2 -	48.054	25.870	1:13.924		96.37	0.200	11:32:10.820
3 -	48.373	26.291	1:14.664		95.42	0.940	11:33:25.484
4 -	48.513	26.071	1:14.584		95.52	0.860	11:34:40.068
5 -	48.162	25.961	1:14.123		96.11	0.399	11:35:54.191
6 -	48.233	26.022	1:14.255		95.94	0.531	11:37:08.446
7 -	48.392	25.747	1:14.139		96.09	0.415	11:38:22.585
8 -	48.048	25.848	1:13.896	**(3)**	96.41	0.172	11:39:36.481
9 -	48.089	***25.635***	***1:13.724***	**(1)**	***96.63***		***11:40:50.205***
10 -	***47.879***	25.949	1:13.828	**(2)**	96.50	0.104	11:42:04.033

P7 34 Jason PAGE Yamaha -

IDEAL LAP TIME : 1:14.009 BEST LAP TIME : 1:14.009 DIFFERENCE : 0.000

LAP	SECTOR 1	SECTOR 2	LAP TIME		MPH	DIFF	TIME OF DAY
1 -		26.540	1:19.564		89.54	5.555	11:30:57.766
2 -	48.494	25.966	1:14.460	**(2)**	95.68	0.451	11:32:12.226
3 -	48.528	26.496	1:15.024		94.96	1.015	11:33:27.250
4 -	48.777	26.136	1:14.913		95.10	0.904	11:34:42.163
5 -	48.540	26.030	1:14.570	**(3)**	95.54	0.561	11:35:56.733
6 -	48.565	26.415	1:14.980		95.02	0.971	11:37:11.713
7 -	49.840	25.857	1:15.697		94.12	1.688	11:38:27.410
8 -	***48.160***	***25.849***	***1:14.009***	**(1)**	***96.26***		***11:39:41.419***
9 -	48.655	26.119	1:14.774		95.28	0.765	11:40:56.193
10 -	48.570	26.421	1:14.991		95.00	0.982	11:42:11.184

P8 17 C Philip BAKER Triumph - Ashford accident repair centre

IDEAL LAP TIME : 1:13.824 BEST LAP TIME : 1:14.190 DIFFERENCE : 0.366

LAP	SECTOR 1	SECTOR 2	LAP TIME		MPH	DIFF	TIME OF DAY
1 -		26.392	1:19.986		89.07	5.796	11:30:58.188
2 -	48.438	25.991	1:14.429	**(3)**	95.72	0.239	11:32:12.617
3 -	48.497	26.479	1:14.976		95.02	0.786	11:33:27.593
4 -	48.396	26.164	1:14.560		95.55	0.370	11:34:42.153
5 -	48.737	26.253	1:14.990		95.00	0.800	11:35:57.143
6 -	48.605	26.456	1:15.061		94.91	0.871	11:37:12.204
7 -	50.106	25.913	1:16.019		93.72	1.829	11:38:28.223
8 -	48.510	26.082	1:14.592		95.51	0.402	11:39:42.815
9 -	48.554	***25.854***	1:14.408	**(2)**	95.75	0.218	11:40:57.223
10 -	***47.970***	26.220	***1:14.190***	**(1)**	***96.03***		***11:42:11.413***

P9 156 C Michael STONE Kawasaki -

IDEAL LAP TIME : 1:14.631 BEST LAP TIME : 1:14.639 DIFFERENCE : 0.008

LAP	SECTOR 1	SECTOR 2	LAP TIME		MPH	DIFF	TIME OF DAY
1 -		26.564	1:20.497		88.50	5.858	11:30:58.699
2 -	48.743	26.382	1:15.125		94.83	0.486	11:32:13.824
3 -	48.622	26.414	1:15.036		94.94	0.397	11:33:28.860
4 -	***48.532***	26.278	1:14.810	**(3)**	95.23	0.171	11:34:43.670

Weather / Track : Bright / Dry

Donington Park National
Circuit Length = 1.9790 miles
Start: 11:29 Flag 11:41 End: 11:43

BMCRC - MRO Championships 2018 - Rnd 5 @ Donington Park

Team Respro MRO 600 inc Clubman 600

RACE 7 - SECTOR ANALYSIS

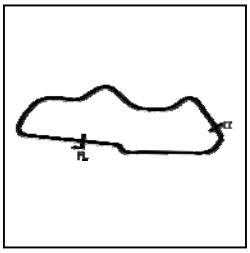

SECTOR 1 = FL to I1, SECTOR 2 = I1 to FL, DIFF = Difference To Personal Best Lap, P = Crossed Finish Line in Pit Lane, D = Time Disallowed

5 -	48.742	26.450	1:15.192	94.75	0.553	11:35:58.862
6 -	48.537	26.277	1:14.814	95.23	0.175	11:37:13.676
7 -	49.052	26.127	1:15.179	94.76	0.540	11:38:28.855
8 -	48.540	***26.099***	***1:14.639*** **(1)**	***95.45***		***11:39:43.494***
9 -	48.642	26.754	1:15.396	94.49	0.757	11:40:58.890
10 -	48.550	26.157	1:14.707 **(2)**	95.36	0.068	11:42:13.597

P10 60 C Jack YOUNGE Yamaha - Chase Timber Products

IDEAL LAP TIME : 1:14.154 BEST LAP TIME : 1:14.154 DIFFERENCE : 0.000

LAP	SECTOR 1	SECTOR 2	LAP TIME	MPH	DIFF	TIME OF DAY
1 -		27.472	1:22.745	86.10	8.591	11:31:00.947
2 -	49.457	26.784	1:16.241	93.44	2.087	11:32:17.188
3 -	48.716	26.543	1:15.259	94.66	1.105	11:33:32.447
4 -	49.246	26.728	1:15.974	93.77	1.820	11:34:48.421
5 -	48.804	26.291	1:15.095	94.87	0.941	11:36:03.516
6 -	48.512	26.330	1:14.842	95.19	0.688	11:37:18.358
7 -	48.402	26.694	1:15.096	94.87	0.942	11:38:33.454
8 -	***48.225***	***25.929***	***1:14.154*** **(1)**	***96.07***		***11:39:47.608***
9 -	48.304	25.999	1:14.303 **(2)**	95.88	0.149	11:41:01.911
10 -	48.472	26.194	1:14.666 **(3)**	95.42	0.512	11:42:16.577

P11 27 Stuart WICKENS Triumph - Big Tone

IDEAL LAP TIME : 1:14.099 BEST LAP TIME : 1:14.099 DIFFERENCE : 0.000

LAP	SECTOR 1	SECTOR 2	LAP TIME	MPH	DIFF	TIME OF DAY
1 -		26.722	1:25.047	83.77	10.948	11:31:03.249
2 -	49.400	26.618	1:16.018	93.72	1.919	11:32:19.267
3 -	48.469	26.246	1:14.715	95.35	0.616	11:33:33.982
4 -	48.613	26.274	1:14.887	95.13	0.788	11:34:48.869
5 -	48.685	26.162	1:14.847	95.18	0.748	11:36:03.716
6 -	48.714	25.946	1:14.660 **(3)**	95.42	0.561	11:37:18.376
7 -	48.655	26.640	1:15.295	94.62	1.196	11:38:33.671
8 -	***48.259***	***25.840***	***1:14.099*** **(1)**	***96.15***		***11:39:47.770***
9 -	48.420	25.918	1:14.338 **(2)**	95.84	0.239	11:41:02.108
10 -	49.667	26.439	1:16.106	93.61	2.007	11:42:18.214

P12 192 C Daniel MOFFA Triumph - DM Racing

IDEAL LAP TIME : 1:14.931 BEST LAP TIME : 1:14.933 DIFFERENCE : 0.002

LAP	SECTOR 1	SECTOR 2	LAP TIME	MPH	DIFF	TIME OF DAY
1 -		27.270	1:22.318	86.54	7.385	11:31:00.520
2 -	49.347	26.609	1:15.956	93.79	1.023	11:32:16.476
3 -	***48.750***	26.624	1:15.374 **(3)**	94.52	0.441	11:33:31.850
4 -	49.647	26.892	1:16.539	93.08	1.606	11:34:48.389
5 -	49.297	26.793	1:16.090	93.63	1.157	11:36:04.479
6 -	49.049	26.376	1:15.425	94.45	0.492	11:37:19.904
7 -	48.844	26.737	1:15.581	94.26	0.648	11:38:35.485
8 -	48.752	***26.181***	***1:14.933*** **(1)**	***95.08***		***11:39:50.418***
9 -	48.759	26.301	1:15.060 **(2)**	94.91	0.127	11:41:05.478
10 -	49.291	26.989	1:16.280	93.40	1.347	11:42:21.758

P13 661 C Cameron HARRIS Yamaha - HARRIS PERFORMANCE

IDEAL LAP TIME : 1:15.767 BEST LAP TIME : 1:15.969 DIFFERENCE : 0.202

LAP	SECTOR 1	SECTOR 2	LAP TIME	MPH	DIFF	TIME OF DAY
1 -		27.286	1:22.678	86.17	6.709	11:31:00.880
2 -	50.316	26.630	1:16.946	92.59	0.977	11:32:17.826
3 -	49.381	26.649	1:16.030 **(3)**	93.70	0.061	11:33:33.856
4 -	49.536	26.478	1:16.014 **(2)**	93.72	0.045	11:34:49.870
5 -	49.605	***26.459***	1:16.064	93.66	0.095	11:36:05.934
6 -	***49.308***	26.661	***1:15.969*** **(1)**	***93.78***		***11:37:21.903***
7 -	49.682	26.727	1:16.409	93.24	0.440	11:38:38.312
8 -	49.832	26.715	1:16.547	93.07	0.578	11:39:54.859

Weather / Track : Bright / Dry

Donington Park National
Circuit Length = 1.9790 miles
Start: 11:29 Flag 11:41 End: 11:43

BMCRC - MRO Championships 2018 - Rnd 5 @ Donington Park

Team Respro MRO 600 inc Clubman 600

RACE 7 - SECTOR ANALYSIS

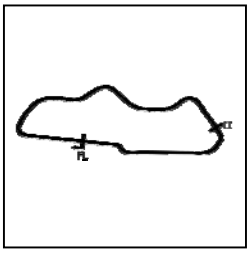

SECTOR 1 = FL to I1, SECTOR 2 = I1 to FL, DIFF = Difference To Personal Best Lap, P = Crossed Finish Line in Pit Lane, D = Time Disallowed

9 -	49.482	26.657	1:16.139	93.57	0.170	11:41:10.998
10 -	50.000	26.597	1:16.597	93.01	0.628	11:42:27.595

P14 99 Michael SIMMONS Yamaha - Westcountry Windings

IDEAL LAP TIME : 1:15.621 BEST LAP TIME : 1:15.713 DIFFERENCE : 0.092

LAP	SECTOR 1	SECTOR 2	LAP TIME	MPH	DIFF	TIME OF DAY
1 -		***26.436***	1:21.224	87.71	5.511	11:30:59.426
2 -	49.269	26.444	***1:15.713*** **(1)**	***94.10***		***11:32:15.139***
3 -	***49.185***	27.027	1:16.212 **(3)**	93.48	0.499	11:33:31.351
4 -	49.901	27.633	1:17.534	91.89	1.821	11:34:48.885
5 -	49.812	26.894	1:16.706	92.88	0.993	11:36:05.591
6 -	49.412	26.622	1:16.034 **(2)**	93.70	0.321	11:37:21.625
7 -	49.712	27.371	1:17.083	92.42	1.370	11:38:38.708
8 -	50.712	26.579	1:17.291	92.17	1.578	11:39:55.999
9 -	50.034	26.761	1:16.795	92.77	1.082	11:41:12.794
10 -	50.049	27.274	1:17.323	92.14	1.610	11:42:30.117

P15 53 C Jason SIGGS Yamaha - J Siggs Construction

IDEAL LAP TIME : 1:16.003 BEST LAP TIME : 1:16.011 DIFFERENCE : 0.008

LAP	SECTOR 1	SECTOR 2	LAP TIME	MPH	DIFF	TIME OF DAY
1 -		27.260	1:24.085	84.73	8.074	11:31:02.287
2 -	50.455	27.115	1:17.570	91.84	1.559	11:32:19.857
3 -	50.552	27.390	1:17.942	91.40	1.931	11:33:37.799
4 -	50.397	27.154	1:17.551	91.87	1.540	11:34:55.350
5 -	49.566	26.747	1:16.313 **(2)**	93.36	0.302	11:36:11.663
6 -	49.589	26.779	1:16.368 **(3)**	93.29	0.357	11:37:28.031
7 -	***49.394***	26.617	***1:16.011*** **(1)**	***93.73***		***11:38:44.042***
8 -	50.033	27.092	1:17.125	92.37	1.114	11:40:01.167
9 -	50.300	***26.609***	1:16.909	92.63	0.898	11:41:18.076
10 -	49.797	26.796	1:16.593	93.01	0.582	11:42:34.669

P16 16 C Ollie SHOTTON Kawasaki -

IDEAL LAP TIME : 1:16.907 BEST LAP TIME : 1:16.938 DIFFERENCE : 0.031

LAP	SECTOR 1	SECTOR 2	LAP TIME	MPH	DIFF	TIME OF DAY
1 -		27.064	1:23.411	85.41	6.473	11:31:01.613
2 -	50.382	27.240	1:17.622	91.78	0.684	11:32:19.235
3 -	50.907	27.020	1:17.927	91.42	0.989	11:33:37.162
4 -	50.757	27.480	1:18.237	91.06	1.299	11:34:55.399
5 -	50.155	27.453	1:17.608	91.80	0.670	11:36:13.007
6 -	50.609	27.436	1:18.045	91.28	1.107	11:37:31.052
7 -	50.300	27.054	1:17.354 **(2)**	92.10	0.416	11:38:48.406
8 -	50.493	***26.873***	1:17.366 **(3)**	92.09	0.428	11:40:05.772
9 -	50.523	27.107	1:17.630	91.77	0.692	11:41:23.402
10 -	***50.034***	26.904	***1:16.938*** **(1)**	***92.60***		***11:42:40.340***

P17 70 C Chris BURSELL Triumph - Nuway AV

IDEAL LAP TIME : 1:17.220 BEST LAP TIME : 1:17.341 DIFFERENCE : 0.121

LAP	SECTOR 1	SECTOR 2	LAP TIME	MPH	DIFF	TIME OF DAY
1 -		26.994	1:22.976	85.86	5.635	11:31:01.178
2 -	***50.329***	27.536	1:17.865	91.49	0.524	11:32:19.043
3 -	50.639	27.663	1:18.302	90.98	0.961	11:33:37.345
4 -	51.570	***26.891***	1:18.461	90.80	1.120	11:34:55.806
5 -	50.599	27.102	1:17.701 **(2)**	91.69	0.360	11:36:13.507
6 -	50.797	27.259	1:18.056	91.27	0.715	11:37:31.563
7 -	50.414	26.927	***1:17.341*** **(1)**	***92.11***		***11:38:48.904***
8 -	50.655	27.103	1:17.758 **(3)**	91.62	0.417	11:40:06.662
9 -	50.660	27.377	1:18.037	91.29	0.696	11:41:24.699
10 -	50.908	27.055	1:17.963	91.38	0.622	11:42:42.662

Weather / Track : Bright / Dry

Donington Park National
Circuit Length = 1.9790 miles
Start: 11:29 Flag 11:41 End: 11:43

BMCRC - MRO Championships 2018 - Rnd 5 @ Donington Park

Team Respro MRO 600 inc Clubman 600

RACE 7 - SECTOR ANALYSIS

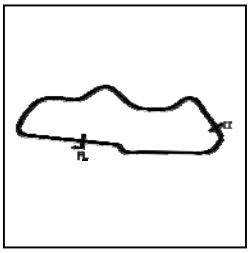

SECTOR 1 = FL to I1, SECTOR 2 = I1 to FL, DIFF = Difference To Personal Best Lap, P = Crossed Finish Line in Pit Lane, D = Time Disallowed

P18 89 David MUNRO Yamaha - Munro Racing

IDEAL LAP TIME : 1:17.247 BEST LAP TIME : 1:17.373 DIFFERENCE : 0.126

LAP	SECTOR 1	SECTOR 2	LAP TIME	MPH	DIFF	TIME OF DAY
1 -		27.785	1:26.083	82.76	8.710	11:31:04.285
2 -	51.786	27.507	1:19.293	89.85	1.920	11:32:23.578
3 -	51.713	27.436	1:19.149	90.01	1.776	11:33:42.727
4 -	51.420	27.691	1:19.111	90.05	1.738	11:35:01.838
5 -	50.506	***27.083***	1:17.589 **(2)**	91.82	0.216	11:36:19.427
6 -	50.719	27.262	1:17.981	91.36	0.608	11:37:37.408
7 -	***50.164***	27.209	***1:17.373*** **(1)**	***92.08***		***11:38:54.781***
8 -	50.387	27.304	1:17.691 **(3)**	91.70	0.318	11:40:12.472
9 -	50.291	27.527	1:17.818	91.55	0.445	11:41:30.290
10 -	50.933	27.633	1:18.566	90.68	1.193	11:42:48.856

P19 81 C Liam DUFFETT Triumph -

IDEAL LAP TIME : 1:17.733 BEST LAP TIME : 1:17.733 DIFFERENCE : 0.000

LAP	SECTOR 1	SECTOR 2	LAP TIME	MPH	DIFF	TIME OF DAY
1 -		27.085	1:24.663	84.15	6.930	11:31:02.865
2 -	51.655	27.045	1:18.700 **(3)**	90.52	0.967	11:32:21.565
3 -	51.569	27.396	1:18.965	90.22	1.232	11:33:40.530
4 -	51.740	27.451	1:19.191	89.96	1.458	11:34:59.721
5 -	51.550	27.227	1:18.777	90.44	1.044	11:36:18.498
6 -	51.289	27.828	1:19.117	90.05	1.384	11:37:37.615
7 -	51.921	27.341	1:19.262	89.88	1.529	11:38:56.877
8 -	51.160	26.963	1:18.123 **(2)**	91.19	0.390	11:40:15.000
9 -	***50.795***	***26.938***	***1:17.733*** **(1)**	***91.65***		***11:41:32.733***
10 -	51.456	27.816	1:19.272	89.87	1.539	11:42:52.005

P20 64 C Rob SALTMER Yamaha - Universal Tyres & Autocentres

IDEAL LAP TIME : 1:17.980 BEST LAP TIME : 1:18.136 DIFFERENCE : 0.156

LAP	SECTOR 1	SECTOR 2	LAP TIME	MPH	DIFF	TIME OF DAY
1 -		27.935	1:26.524	82.34	8.388	11:31:04.726
2 -	51.668	27.855	1:19.523	89.59	1.387	11:32:24.249
3 -	51.591	28.530	1:20.121	88.92	1.985	11:33:44.370
4 -	51.363	27.433	1:18.796	90.41	0.660	11:35:03.166
5 -	51.137	27.544	1:18.681	90.55	0.545	11:36:21.847
6 -	50.876	27.541	1:18.417	90.85	0.281	11:37:40.264
7 -	***50.807***	27.329	***1:18.136*** **(1)**	***91.18***		***11:38:58.400***
8 -	51.108	***27.173***	1:18.281 **(2)**	91.01	0.145	11:40:16.681
9 -	50.846	27.518	1:18.364	90.91	0.228	11:41:35.045
10 -	50.898	27.461	1:18.359 **(3)**	90.92	0.223	11:42:53.404

P21 62 C Charlie PATERSON Yamaha - TBR Performance

IDEAL LAP TIME : 1:17.753 BEST LAP TIME : 1:18.146 DIFFERENCE : 0.393

LAP	SECTOR 1	SECTOR 2	LAP TIME	MPH	DIFF	TIME OF DAY
1 -		28.480	1:27.717	81.22	9.571	11:31:05.919
2 -	52.765	28.262	1:21.027	87.92	2.881	11:32:26.946
3 -	52.809	27.780	1:20.589	88.40	2.443	11:33:47.535
4 -	51.284	27.684	1:18.968 **(3)**	90.22	0.822	11:35:06.503
5 -	51.973	27.385	1:19.358	89.77	1.212	11:36:25.861
6 -	51.141	27.951	1:19.092	90.08	0.946	11:37:44.953
7 -	51.442	***26.953***	1:18.395 **(2)**	90.88	0.249	11:39:03.348
8 -	***50.800***	27.346	***1:18.146*** **(1)**	***91.17***		***11:40:21.494***
9 -	51.527	27.693	1:19.220	89.93	1.074	11:41:40.714
10 -	52.058	27.656	1:19.714	89.37	1.568	11:43:00.428

P22 145 Peter MOORE Honda - Station Garage , Isle of Man

IDEAL LAP TIME : 1:17.775 BEST LAP TIME : 1:18.058 DIFFERENCE : 0.283

LAP	SECTOR 1	SECTOR 2	LAP TIME	MPH	DIFF	TIME OF DAY

Weather / Track : Bright / Dry

Donington Park National
Circuit Length = 1.9790 miles
Start: 11:29 Flag 11:41 End: 11:43

BMCRC - MRO Championships 2018 - Rnd 5 @ Donington Park

Team Respro MRO 600 inc Clubman 600

RACE 7 - SECTOR ANALYSIS

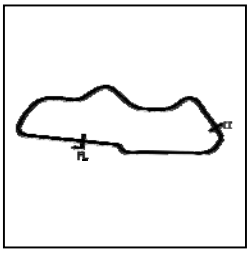

SECTOR 1 = FL to I1, SECTOR 2 = I1 to FL, DIFF = Difference To Personal Best Lap, P = Crossed Finish Line in Pit Lane, D = Time Disallowed

1 -		28.496	1:27.975		80.98	9.917	11:31:06.177
2 -	51.604	27.567	1:19.171		89.99	1.113	11:32:25.348
3 -	51.165	27.581	1:18.746	(3)	90.47	0.688	11:33:44.094
4 -	50.851	37.214	1:28.065		80.90	10.007	11:35:12.159
5 -	52.165	27.456	1:19.621		89.48	1.563	11:36:31.780
6 -	51.804	27.553	1:19.357		89.77	1.299	11:37:51.137
7 -	52.190	***27.364***	1:19.554		89.55	1.496	11:39:10.691
8 -	50.487	27.571	***1:18.058***	**(1)**	***91.27***		***11:40:28.749***
9 -	***50.411***	27.989	1:18.400	(2)	90.87	0.342	11:41:47.149
10 -	51.124	27.743	1:18.867		90.33	0.809	11:43:06.016

P23 97 C Julien LIGUORI Kawasaki - Liguori' Pizza New Forest

IDEAL LAP TIME : 1:19.069 BEST LAP TIME : 1:19.091 DIFFERENCE : 0.022

LAP	SECTOR 1	SECTOR 2	LAP TIME		MPH	DIFF	TIME OF DAY
1 -		28.334	1:28.533		80.47	9.442	11:31:06.735
2 -	52.137	28.498	1:20.635		88.35	1.544	11:32:27.370
3 -	52.546	28.229	1:20.775		88.20	1.684	11:33:48.145
4 -	51.504	***28.074***	1:19.578	(3)	89.53	0.487	11:35:07.723
5 -	51.795	28.158	1:19.953		89.11	0.862	11:36:27.676
6 -	***50.995***	28.096	***1:19.091***	**(1)**	***90.08***		***11:37:46.767***
7 -	51.268	28.324	1:19.592		89.51	0.501	11:39:06.359
8 -	51.584	28.253	1:19.837		89.23	0.746	11:40:26.196
9 -	52.579	28.442	1:21.021		87.93	1.930	11:41:47.217
10 -	51.277	28.120	1:19.397	(2)	89.73	0.306	11:43:06.614

P24 2 C Toby TRUNDLE Triumph - Harris Motorcycles Ltd - Harlow Essex

IDEAL LAP TIME : 1:19.226 BEST LAP TIME : 1:19.226 DIFFERENCE : 0.000

LAP	SECTOR 1	SECTOR 2	LAP TIME		MPH	DIFF	TIME OF DAY
1 -		28.072	1:28.737		80.28	9.511	11:31:06.939
2 -	53.532	28.113	1:21.645		87.26	2.419	11:32:28.584
3 -	53.110	27.831	1:20.941		88.02	1.715	11:33:49.525
4 -	52.379	27.707	1:20.086		88.96	0.860	11:35:09.611
5 -	52.426	27.628	1:20.054		88.99	0.828	11:36:29.665
6 -	52.558	27.766	1:20.324		88.69	1.098	11:37:49.989
7 -	53.072	27.796	1:20.868		88.10	1.642	11:39:10.857
8 -	52.393	27.635	1:20.028	(3)	89.02	0.802	11:40:30.885
9 -	***51.790***	***27.436***	***1:19.226***	**(1)**	***89.92***		***11:41:50.111***
10 -	51.916	27.746	1:19.662	(2)	89.43	0.436	11:43:09.773

P25 143 C Daire PRENDERGAST Kawasaki -

IDEAL LAP TIME : 1:18.263 BEST LAP TIME : 1:19.313 DIFFERENCE : 1.050

LAP	SECTOR 1	SECTOR 2	LAP TIME		MPH	DIFF	TIME OF DAY
1 -		28.581	1:30.298		78.90	10.985	11:31:08.500
2 -	53.569	28.040	1:21.609		87.30	2.296	11:32:30.109
3 -	53.166	27.755	1:20.921		88.04	1.608	11:33:51.030
4 -	51.964	28.559	1:20.523		88.47	1.210	11:35:11.553
5 -	51.753	28.039	1:19.792		89.29	0.479	11:36:31.345
6 -	53.005	27.793	1:20.798		88.17	1.485	11:37:52.143
7 -	52.177	***27.252***	1:19.429	(2)	89.69	0.116	11:39:11.572
8 -	52.035	27.579	1:19.614	(3)	89.48	0.301	11:40:31.186
9 -	52.457	27.616	1:20.073		88.97	0.760	11:41:51.259
10 -	***51.011***	28.302	***1:19.313***	**(1)**	***89.82***		***11:43:10.572***

P26 83 Talan SKEELS-PIGGINS Suzuki - McMillan Williams

IDEAL LAP TIME : 1:19.069 BEST LAP TIME : 1:19.093 DIFFERENCE : 0.024

LAP	SECTOR 1	SECTOR 2	LAP TIME		MPH	DIFF	TIME OF DAY
1 -		29.763	1:32.966		76.63	13.873	11:31:11.168
2 -	53.016	28.075	1:21.091		87.85	1.998	11:32:32.259
3 -	52.201	27.753	1:19.954		89.10	0.861	11:33:52.213
4 -	52.189	28.115	1:20.304		88.72	1.211	11:35:12.517

Weather / Track : Bright / Dry

Donington Park National
Circuit Length = 1.9790 miles
Start: 11:29 Flag 11:41 End: 11:43

BMCRC - MRO Championships 2018 - Rnd 5 @ Donington Park

Team Respro MRO 600 inc Clubman 600

RACE 7 - SECTOR ANALYSIS

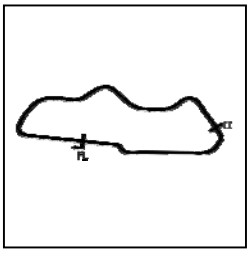

SECTOR 1 = FL to I1, SECTOR 2 = I1 to FL, DIFF = Difference To Personal Best Lap, P = Crossed Finish Line in Pit Lane, D = Time Disallowed

5 -	52.225	27.709	1:19.934	89.13	0.841	11:36:32.451
6 -	***51.574***	***27.519***	***1:19.093 (1)***	***90.07***		***11:37:51.544***
7 -	52.057	27.794	1:19.851 (3)	89.22	0.758	11:39:11.395
8 -	52.294	28.024	1:20.318	88.70	1.225	11:40:31.713
9 -	***51.550***	29.975	1:21.525	87.39	2.432	11:41:53.238
10 -	52.038	27.711	1:19.749 (2)	89.33	0.656	11:43:12.987

P27 58 C Barry STEWART

Kawasaki -

IDEAL LAP TIME : 1:21.448 BEST LAP TIME : 1:21.484 DIFFERENCE : 0.036

LAP	SECTOR 1	SECTOR 2	LAP TIME	MPH	DIFF	TIME OF DAY
1 -		28.981	1:29.906	79.24	8.422	11:31:08.108
2 -	53.070	***28.629***	1:21.699 (3)	87.20	0.215	11:32:29.807
3 -	52.841	28.697	1:21.538 (2)	87.37	0.054	11:33:51.345
4 -	53.771	28.764	1:22.535	86.32	1.051	11:35:13.880
5 -	***52.819***	28.665	***1:21.484 (1)***	***87.43***		***11:36:35.364***
6 -	54.762	29.018	1:23.780	85.03	2.296	11:37:59.144
7 -	53.666	29.456	1:23.122	85.71	1.638	11:39:22.266
8 -	54.058	29.464	1:23.522	85.30	2.038	11:40:45.788
9 -	54.898	29.327	1:24.225	84.59	2.741	11:42:10.013

P28 41 C Ian RAE

Triumph - Richie ramsay golf.com

IDEAL LAP TIME : 1:21.605 BEST LAP TIME : 1:21.605 DIFFERENCE : 0.000

LAP	SECTOR 1	SECTOR 2	LAP TIME	MPH	DIFF	TIME OF DAY
1 -		30.137	1:32.948	76.65	11.343	11:31:11.150
2 -	55.471	29.997	1:25.468	83.36	3.863	11:32:36.618
3 -	55.973	30.508	1:26.481	82.38	4.876	11:34:03.099
4 -	54.244	29.629	1:23.873	84.94	2.268	11:35:26.972
5 -	53.958	29.892	1:23.850	84.96	2.245	11:36:50.822
6 -	53.778	29.391	1:23.169 (3)	85.66	1.564	11:38:13.991
7 -	54.313	29.199	1:23.512	85.31	1.907	11:39:37.503
8 -	53.300	28.751	1:22.051 (2)	86.83	0.446	11:40:59.554
9 -	***53.129***	***28.476***	***1:21.605 (1)***	***87.30***		***11:42:21.159***

P29 199 C Jack GRISTWOOD

Yamaha -

IDEAL LAP TIME : 1:21.204 BEST LAP TIME : 1:21.204 DIFFERENCE : 0.000

LAP	SECTOR 1	SECTOR 2	LAP TIME	MPH	DIFF	TIME OF DAY
1 -		30.368	1:33.101	76.52	11.897	11:31:11.303
2 -	54.998	29.325	1:24.323	84.49	3.119	11:32:35.626
3 -	56.724	30.034	1:26.758	82.12	5.554	11:34:02.384
4 -	55.957	29.154	1:25.111	83.71	3.907	11:35:27.495
5 -	54.585	29.337	1:23.922	84.89	2.718	11:36:51.417
6 -	54.458	28.789	1:23.247	85.58	2.043	11:38:14.664
7 -	54.187	28.791	1:22.978 (3)	85.86	1.774	11:39:37.642
8 -	53.896	28.463	1:22.359 (2)	86.50	1.155	11:41:00.001
9 -	***53.021***	***28.183***	***1:21.204 (1)***	***87.73***		***11:42:21.205***

P30 55 C Edgar MACHADO

Honda - Build or not build

IDEAL LAP TIME : 1:25.442 BEST LAP TIME : 1:25.467 DIFFERENCE : 0.025

LAP	SECTOR 1	SECTOR 2	LAP TIME	MPH	DIFF	TIME OF DAY
1 -		31.032	1:38.168	72.57	12.701	11:31:16.370
2 -	58.341	30.005	1:28.346	80.64	2.879	11:32:44.716
3 -	57.450	29.948	1:27.398	81.51	1.931	11:34:12.114
4 -	56.736	30.206	1:26.942	81.94	1.475	11:35:39.056
5 -	56.697	29.701	1:26.398 (3)	82.46	0.931	11:37:05.454
6 -	1:00.250	***29.306***	1:29.556	79.55	4.089	11:38:35.010
7 -	***56.136***	29.331	***1:25.467 (1)***	***83.36***		***11:40:00.477***
8 -	56.326	29.440	1:25.766 (2)	83.07	0.299	11:41:26.243
9 -	57.539	29.802	1:27.341	81.57	1.874	11:42:53.584

Weather / Track : Bright / Dry

Donington Park National
Circuit Length = 1.9790 miles
Start: 11:29 Flag 11:41 End: 11:43

BMCRC - MRO Championships 2018 - Rnd 5 @ Donington Park

Team Respro MRO 600 inc Clubman 600

RACE 7 - SECTOR ANALYSIS

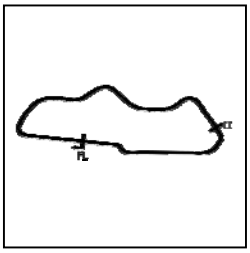

SECTOR 1 = FL to I1, SECTOR 2 = I1 to FL, DIFF = Difference To Personal Best Lap, P = Crossed Finish Line in Pit Lane, D = Time Disallowed

P31 11 Ross DUNSTAN Suzuki - PRB Racing

IDEAL LAP TIME : 1:26.753 BEST LAP TIME : 1:27.800 DIFFERENCE : 1.047

LAP	SECTOR 1	SECTOR 2	LAP TIME	MPH	DIFF	TIME OF DAY
1 -		***29.708***	1:34.182	75.64	6.382	11:31:12.384
2 -	57.720	30.080	***1:27.800*** **(1)**	***81.14***		***11:32:40.184***
3 -	58.289	30.088	1:28.377 **(3)**	80.61	0.577	11:34:08.561
4 -	58.533	30.096	1:28.629	80.38	0.829	11:35:37.190
5 -	***57.045***	30.891	1:27.936 **(2)**	81.02	0.136	11:37:05.126
6 -	1:00.947	IN PIT	1:41.204 **P**	70.39	13.404	11:38:46.330

P32 57 Theo RUTTER Yamaha - Sublime Designs Racing/RRC

IDEAL LAP TIME : 1:17.874 BEST LAP TIME : 1:17.874 DIFFERENCE : 0.000

LAP	SECTOR 1	SECTOR 2	LAP TIME	MPH	DIFF	TIME OF DAY
1 -		27.455	1:24.482	84.33	6.608	11:31:02.684
2 -	***50.642***	***27.232***	***1:17.874*** **(1)**	***91.48***		***11:32:20.558***

Weather / Track : Bright / Dry

Donington Park National
Circuit Length = 1.9790 miles
Start: 11:29 Flag 11:41 End: 11:43

BMCRC - MRO Championships 2018 - Rnd 5 @ Donington Park

Team Respro MRO 600 inc Clubman 600

RACE 7 - BEST SECTORS

SECTOR 1				SECTOR 2			IDEAL / BEST COMPARISON					
POS	NO	NAME	TIME	NO	NAME	TIME	POS	NO	NAME	IDEAL	BEST	DIFF
									PERFECT LAP	1:12.337		
1	84	WOTTON	**46.774**	84	WOTTON	**25.563**	1	84	WOTTON	1:12.337	1:12.337	0.000
2	111	SMITH	**47.211**	82	SMITH	**25.635**	2	111	SMITH	1:12.943	1:12.946	0.003
3	46	ROWLINGS	**47.308**	46	ROWLINGS	**25.638**	3	46	ROWLINGS	1:12.946	1:12.946	0.000
4	45	PEAD	**47.475**	45	PEAD	**25.708**	4	45	PEAD	1:13.183	1:13.183	0.000
5	56	MILLS	**47.731**	56	MILLS	**25.712**	5	56	MILLS	1:13.443	1:13.524	0.081
6	82	SMITH	**47.879**	111	SMITH	**25.732**	6	82	SMITH	1:13.514	1:13.724	0.210
7	17	BAKER	**47.970**	27	WICKENS	**25.840**	7	17	BAKER	1:13.824	1:14.190	0.366
8	34	PAGE	**48.160**	34	PAGE	**25.849**	8	34	PAGE	1:14.009	1:14.009	0.000
9	60	YOUNGE	**48.225**	17	BAKER	**25.854**	9	27	WICKENS	1:14.099	1:14.099	0.000
10	27	WICKENS	**48.259**	60	YOUNGE	**25.929**	10	60	YOUNGE	1:14.154	1:14.154	0.000
11	156	STONE	**48.532**	156	STONE	**26.099**	11	156	STONE	1:14.631	1:14.639	0.008
12	192	MOFFA	**48.750**	192	MOFFA	**26.181**	12	192	MOFFA	1:14.931	1:14.933	0.002
13	99	SIMMONS	**49.185**	99	SIMMONS	**26.436**	13	99	SIMMONS	1:15.621	1:15.713	0.092
14	661	HARRIS	**49.308**	661	HARRIS	**26.459**	14	661	HARRIS	1:15.767	1:15.969	0.202
15	53	SIGGS	**49.394**	53	SIGGS	**26.609**	15	53	SIGGS	1:16.003	1:16.011	0.008
16	16	SHOTTON	**50.034**	16	SHOTTON	**26.873**	16	16	SHOTTON	1:16.907	1:16.938	0.031
17	89	MUNRO	**50.164**	70	BURSELL	**26.891**	17	70	BURSELL	1:17.220	1:17.341	0.121
18	70	BURSELL	**50.329**	81	DUFFETT	**26.938**	18	89	MUNRO	1:17.247	1:17.373	0.126
19	145	MOORE	**50.411**	62	PATERSON	**26.953**	19	81	DUFFETT	1:17.733	1:17.733	0.000
20	57	RUTTER	**50.642**	89	MUNRO	**27.083**	20	62	PATERSON	1:17.753	1:18.146	0.393
21	81	DUFFETT	**50.795**	64	SALTMER	**27.173**	21	145	MOORE	1:17.775	1:18.058	0.283
22	62	PATERSON	**50.800**	57	RUTTER	**27.232**	22	57	RUTTER	1:17.874	1:17.874	0.000
23	64	SALTMER	**50.807**	143	PRENDERGAST	**27.252**	23	64	SALTMER	1:17.980	1:18.136	0.156
24	97	LIGUORI	**50.995**	145	MOORE	**27.364**	24	143	PRENDERGAST	1:18.263	1:19.313	1.050
25	143	PRENDERGAST	**51.011**	2	TRUNDLE	**27.436**	25	97	LIGUORI	1:19.069	1:19.091	0.022
26	83	SKEELS-PIGGINS	**51.550**	83	SKEELS-PIGGINS	**27.519**	26	83	SKEELS-PIGGINS	1:19.069	1:19.093	0.024
27	2	TRUNDLE	**51.790**	97	LIGUORI	**28.074**	27	2	TRUNDLE	1:19.226	1:19.226	0.000
28	58	STEWART	**52.819**	199	GRISTWOOD	**28.183**	28	199	GRISTWOOD	1:21.204	1:21.204	0.000
29	199	GRISTWOOD	**53.021**	41	RAE	**28.476**	29	58	STEWART	1:21.448	1:21.484	0.036
30	41	RAE	**53.129**	58	STEWART	**28.629**	30	41	RAE	1:21.605	1:21.605	0.000
31	55	MACHADO	**56.136**	55	MACHADO	**29.306**	31	55	MACHADO	1:25.442	1:25.467	0.025
32	11	DUNSTAN	**57.045**	11	DUNSTAN	**29.708**	32	11	DUNSTAN	1:26.753	1:27.800	1.047

Weather / Track : Bright / Dry

Donington Park National
Circuit Length = 1.9790 miles
Start: 11:29 Flag 11:41 End: 11:43

Results can be found at www.tsl-timing.com

Printed - 11:44 Sunday, 17 June 2018

BMCRC - MRO Championships 2018 - Rnd 5 @ Donington Park

Team Respro MRO 600 inc Clubman 600

RACE 18 - GRID (10 Laps)

ROW 11	33	83	Talan SKEELS-PIGGINS	1:19.093	32	80	Stephen KIMMINGS		31	11	Ross DUNSTAN	1:27.800
ROW 10	30	55	Edgar MACHADO	1:25.467	29	41	Ian RAE	1:21.605	28	58	Barry STEWART	1:21.484
ROW 9	27	199	Jack GRISTWOOD	1:21.204	26	143	Daire PRENDERGAST	1:19.313	25	2	Toby TRUNDLE	1:19.226
ROW 8	24	97	Julien LIGUORI	1:19.091	23	62	Charlie PATERSON	1:18.146	22	64	Rob SALTMER	1:18.136
ROW 7	21	145	Peter MOORE	1:18.058	20	57	Theo RUTTER	1:17.874	19	81	Liam DUFFETT	1:17.733
ROW 6	18	89	David MUNRO	1:17.373	17	70	Chris BURSELL	1:17.341	16	16	Ollie SHOTTON	1:16.938
ROW 5	15	53	Jason SIGGS	1:16.011	14	661	Cameron HARRIS	1:15.969	13	99	Michael SIMMONS	1:15.713
ROW 4	12	192	Daniel MOFFA	1:14.933	11	156	Michael STONE	1:14.639	10	17	Philip BAKER	1:14.190
ROW 3	9	60	Jack YOUNGE	1:14.154	8	27	Stuart WICKENS	1:14.099	7	34	Jason PAGE	1:14.009
ROW 2	6	82	Andrew SMITH	1:13.724	5	56	Michael MILLS	1:13.524	4	45	Ed PEAD	1:13.183
ROW 1	3	46	Harry ROWLINGS	1:12.946	2	111	Sam SMITH	1:12.946	1	84	Ben WOTTON	1:12.337

Pole

Donington Park National
Circuit Length = 1.9790 miles

These results are provisional until the conclusion of any judicial and technical matters.

Clerk Of Course :		Timekeeper :

Results can be found at www.tsl-timing.com

Printed - 11:46 Sunday, 17 June 2018

BMCRC - MRO Championships 2018 - Rnd 5 @ Donington Park

Team Respro MRO 600 inc Clubman 600

RACE 18 - CLASSIFICATION

POS	NO	CL	PIC	NAME	ENTRY	LAPS	TIME	GAP	DIFF	MPH	BEST	ON
1	**84**	C	1	Ben WOTTON	Triumph - JJR Triumph/ RJS Services	**10**	12:17.054			96.47	**1:12.442**	6
2	**45**		1	Ed PEAD	Yamaha -	**10**	12:19.337	**2.283**	2.283	96.18	**1:12.966**	10
3	**111**		2	Sam SMITH	Kawasaki - GBM KAWASAKI	**10**	12:20.645	**3.591**	1.308	96.01	**1:12.516**	5
4	**46**		3	Harry ROWLINGS	Triumph - Bernard Elliott racing / Steve Jordan moto	**10**	12:20.888	**3.834**	0.243	95.97	**1:12.841**	6
5	**34**		4	Jason PAGE	Yamaha -	**10**	12:33.062	**16.008**	12.174	94.42	**1:14.328**	3
6	**17**	C	2	Philip BAKER	Triumph - Ashford accident repair centre	**10**	12:33.481	**16.427**	0.419	94.37	**1:14.057**	3
7	**82**	C	3	Andrew SMITH	Kawasaki - 5 Club Racing	**10**	12:33.569	**16.515**	0.088	94.36	**1:14.211**	5
8	**192**	C	4	Daniel MOFFA	Triumph - DM Racing	**10**	12:37.705	**20.651**	4.136	93.84	**1:14.547**	8
9	**60**	C	5	Jack YOUNGE	Yamaha - Chase Timber Products	**10**	12:37.886	**20.832**	0.181	93.82	**1:14.558**	10
10	**156**	C	6	Michael STONE	Kawasaki -	**10**	12:47.498	**30.444**	9.612	92.65	**1:15.307**	2
11	**16**	C	7	Ollie SHOTTON	Kawasaki -	**10**	12:53.235	**36.181**	5.737	91.96	**1:16.232**	4
12	**53**	C	8	Jason SIGGS	Yamaha - J Siggs Construction	**10**	12:53.828	**36.774**	0.593	91.89	**1:16.122**	10
13	**99**		5	Michael SIMMONS	Yamaha - Westcountry Windings	**10**	13:01.806	**44.752**	7.978	90.95	**1:17.048**	8
14	**62**	C	9	Charlie PATERSON	Yamaha - TBR Performance	**10**	13:03.434	**46.380**	1.628	90.76	**1:16.647**	10
15	**70**	C	10	Chris BURSELL	Triumph - Nuway AV	**10**	13:05.522	**48.468**	2.088	90.52	**1:17.147**	3
16	**89**		6	David MUNRO	Yamaha - Munro Racing	**10**	13:12.286	**55.232**	6.764	89.75	**1:17.551**	8
17	**143**	C	11	Daire PRENDERGAST	Kawasaki -	**10**	13:15.730	**58.676**	3.444	89.36	**1:17.467**	4
18	**64**	C	12	Rob SALTMER	Yamaha - Universal Tyres & Autocentres	**10**	13:17.013	**59.959**	1.283	89.22	**1:18.337**	9
19	**81**	C	13	Liam DUFFETT	Triumph -	**10**	13:18.632	**1:01.578**	1.619	89.03	**1:18.757**	7
20	**661**	C	14	Cameron HARRIS	Yamaha - HARRIS PERFORMANCE	**10**	13:20.106	**1:03.052**	1.474	88.87	**1:17.082**	4
21	**97**	C	15	Julien LIGUORI	Kawasaki - Liguori' Pizza New Forest	**10**	13:33.051	**1:15.997**	12.945	87.46	**1:19.541**	9
22	**83**		7	Talan SKEELS-PIGGINS	Suzuki - McMillan Williams	**10**	13:33.616	**1:16.562**	0.565	87.39	**1:18.869**	7
23	**199**	C	16	Jack GRISTWOOD	Yamaha -	**9**	12:36.978	**1 Lap**	1 Lap	84.52	**1:21.784**	9
24	**58**	C	17	Barry STEWART	Kawasaki -	**9**	12:40.490	**1 Lap**	3.512	84.13	**1:22.340**	5
25	**41**	C	18	Ian RAE	Triumph - Richie ramsay golf.com	**9**	12:40.587	**1 Lap**	0.097	84.12	**1:21.965**	9
26	**55**	C	19	Edgar MACHADO	Honda - Build or not build	**9**	13:03.511	**1 Lap**	22.924	81.66	**1:24.564**	9
27	**11**		8	Ross DUNSTAN	Suzuki - PRB Racing	**9**	13:21.300	**1 Lap**	17.789	79.85	**1:26.556**	2
					NOT CLASSIFIED							
DNF	**56**			Michael MILLS	Yamaha - A51 Racing	**7**	9:20.501	**3 Laps**	2 Laps	88.73	**1:13.437**	5
DNF	**27**			Stuart WICKENS	Triumph - Big Tone	**4**	5:02.919	**6 Laps**	3 Laps	93.62	**1:13.908**	4

FASTEST LAP

84	C	Ben WOTTON	Triumph - JJR Triumph/ RJS Services	**6**	1:12.442	98.34 mph	158.27 kph
111		Sam SMITH	Kawasaki - GBM KAWASAKI	**5**	1:12.516	98.24 mph	158.11 kph

Class C - 92.5% of Race Speed = 89.23 mph
Class - 92.5% of Race Speed = 88.96 mph

Donington Park National
Circuit Length = 1.9790 miles
Start: 16:15 Flag 16:27 End: 16:28

Weather / Track : Bright / Dry
These results are provisional until the conclusion of any judicial and technical matters.

Clerk Of Course :		Timekeeper :

Results can be found at www.tsl-timing.com

Printed - 16:28 Sunday, 17 June 2018

BMCRC - MRO Championships 2018 - Rnd 5 @ Donington Park

Team Respro MRO 600 inc Clubman 600

RACE 18 - LAP CHART

LAP 1 @ 16:16:29.298

NO	BEHIND	LAP TIME
56		1:18.062
46	0.066	1:18.128
84	0.503	1:18.565
34	0.773	1:18.835
111	1.060	1:19.122
45	1.128	1:19.190
17	1.754	1:19.816
82	1.884	1:19.946
27	2.149	1:20.211
60	3.035	1:21.097
156	3.248	1:21.310
192	4.515	1:22.577
99	5.344	1:23.406
53	5.460	1:23.522
16	6.183	1:24.245
70	6.485	1:24.547
81	7.368	1:25.430
62	7.462	1:25.524
64	8.202	1:26.264
661	8.436	1:26.498
143	9.270	1:27.332
89	9.326	1:27.388
97	10.025	1:28.087
58	11.596	1:29.658
199	12.283	1:30.345
41	14.132	1:32.194
83	14.454	1:32.516
11	15.619	1:33.681
55	17.008	1:35.070

LAP 2 @ 16:17:43.147

NO	BEHIND	LAP TIME
46		1:13.783
84	0.576	1:13.922
56	0.701	1:14.550
111	1.085	1:13.874
34	1.577	1:14.653
45	1.675	1:14.396
17	2.018	1:14.113
82	2.444	1:14.409
27	2.789	1:14.489
60	4.391	1:15.205
156	4.706	1:15.307
192	5.827	1:15.161
53	8.548	1:16.937
99	8.930	1:17.435
16	9.346	1:17.012
70	10.552	1:17.916
62	10.798	1:17.185
81	13.227	1:19.708
661	13.380	1:18.793
64	14.585	1:20.232
89	14.868	1:19.391
143	15.091	1:19.670
97	16.746	1:20.570
58	20.385	1:22.638
199	22.625	1:24.191
83	22.893	1:22.288
41	24.278	1:23.995
11	28.326	1:26.556
55	30.036	1:26.877

LAP 3 @ 16:18:56.976

NO	BEHIND	LAP TIME
46		1:13.829
84	0.341	1:13.594
111	0.549	1:13.293
56	0.857	1:13.985
45	1.101	1:13.255
34	2.076	1:14.328
17	2.246	1:14.057
27	3.271	1:14.311
82	3.706	1:15.091
60	5.821	1:15.259
156	6.273	1:15.396
192	6.727	1:14.729
53	10.872	1:16.153
16	11.784	1:16.267
99	12.629	1:17.528
70	13.870	1:17.147
62	17.610	1:20.641
661	17.683	1:18.132
81	19.049	1:19.651
89	19.465	1:18.426
64	20.096	1:19.340
143	20.276	1:19.014
97	22.787	1:19.870
58	29.789	1:23.233
83	30.125	1:21.061
199	32.336	1:23.540
41	34.313	1:23.864
11	41.576	1:27.079
55	42.081	1:25.874

LAP 4 @ 16:20:09.810

NO	BEHIND	LAP TIME
84		1:12.493
111	0.703	1:12.988
46	1.392	1:14.226
45	1.464	1:13.197
56	1.702	1:13.679
34	3.796	1:14.554
17	4.109	1:14.697
27	4.345	1:13.908
82	5.316	1:14.444
60	8.278	1:15.291
156	9.041	1:15.602
192	9.360	1:15.467
53	14.378	1:16.340
16	15.182	1:16.232
99	17.014	1:17.219
70	18.341	1:17.305
661	21.931	1:17.082
62	22.372	1:17.596
89	24.909	1:18.278
143	24.909	1:17.467
81	25.763	1:19.548
64	26.772	1:19.510
97	31.278	1:21.325
83	38.276	1:20.985
58	39.691	1:22.736
199	43.241	1:23.739
41	45.347	1:23.868
11	55.766	1:27.024
55	55.975	1:26.728

LAP 5 @ 16:21:22.398

NO	BEHIND	LAP TIME
84		1:12.588
111	0.631	1:12.516
45	1.971	1:13.095
46	2.252	1:13.448
56	2.551	1:13.437
34	6.307	1:15.099
17	6.612	1:15.091
82	6.939	1:14.211
60	11.151	1:15.461
156	12.340	1:15.887
192	12.507	1:15.735
53	18.566	1:16.776
16	19.780	1:17.186
99	21.904	1:17.478
70	24.195	1:18.442
62	27.097	1:17.313
661	28.874	1:19.531
89	30.324	1:18.003
143	30.961	1:18.640
81	32.113	1:18.938
64	32.851	1:18.667
97	39.842	1:21.152
83	45.318	1:19.630
58	49.443	1:22.340
199	55.061	1:24.408
41	56.219	1:23.460
11	1:12.269	1:29.091
55	1:12.323	1:28.936

LAP 6 @ 16:22:34.840

NO	BEHIND	LAP TIME
84		1:12.442
111	1.237	1:13.048
45	2.519	1:12.990
46	2.651	1:12.841
56	5.737	1:15.628
34	8.468	1:14.603
17	8.910	1:14.740
82	9.144	1:14.647
60	13.626	1:14.917
192	14.788	1:14.723
156	16.308	1:16.410
53	22.921	1:16.797
16	23.883	1:16.545
99	26.960	1:17.498
70	30.054	1:18.301
62	31.493	1:16.838
143	36.501	1:17.982
89	36.711	1:18.829
81	38.608	1:18.937
64	39.193	1:18.784
661	43.252	1:26.820
97	48.556	1:21.156
83	52.313	1:19.437
58	1:03.182	1:26.181
199	1:06.380	1:23.761
41	1:08.087	1:24.310

LAP 7 @ 16:23:47.505

NO	BEHIND	LAP TIME
84		1:12.665
111	2.590	1:14.018
45	3.656	1:13.802
46	3.780	1:13.794
34	12.041	1:16.238
17	12.332	1:16.087
82	12.444	1:15.965
55	1 Lap	1:25.434
60	16.317	1:15.356
11	1 Lap	1:29.503
192	16.876	1:14.753
156	20.728	1:17.085
53	27.183	1:16.927
16	27.777	1:16.559
99	32.448	1:18.153
70	35.404	1:18.015
62	36.295	1:17.467
143	42.239	1:18.403
89	42.525	1:18.479
56	44.232	1:51.160 P
81	44.700	1:18.757
64	45.039	1:18.511
661	48.719	1:18.132
97	56.771	1:20.880
83	58.517	1:18.869

LAP 8 @ 16:25:01.768

NO	BEHIND	LAP TIME
84		1:14.263
58	1 Lap	1:24.131
199	1 Lap	1:22.610
111	2.348	1:14.021
45	2.420	1:13.027
46	2.808	1:13.291
41	1 Lap	1:23.570
34	12.171	1:14.393
17	12.577	1:14.508
82	12.803	1:14.622
192	17.160	1:14.547
60	17.784	1:15.730
55	1 Lap	1:24.978
156	23.685	1:17.220
16	29.825	1:16.311
53	29.868	1:16.948
11	1 Lap	1:29.537
99	35.233	1:17.048
62	39.170	1:17.138
70	39.659	1:18.518
89	45.813	1:17.551
143	46.859	1:18.883
64	49.413	1:18.637
81	49.846	1:19.409
661	52.573	1:18.117
97	1:03.412	1:20.904
83	1:03.577	1:19.323

LAP 9 @ 16:26:14.801

NO	BEHIND	LAP TIME
84		1:13.033
45	2.806	1:13.419
111	3.507	1:14.192
46	3.616	1:13.841
58	1 Lap	1:24.237
199	1 Lap	1:22.600
34	14.671	1:15.533
17	14.977	1:15.433
41	1 Lap	1:23.361
82	15.174	1:15.404
192	19.021	1:14.894
60	19.763	1:15.012
156	27.496	1:16.844
16	33.352	1:16.560
53	34.141	1:17.306
55	1 Lap	1:25.050
99	40.417	1:18.217
62	43.222	1:17.085
70	44.227	1:17.601
11	1 Lap	1:29.168
89	50.559	1:17.779
143	52.419	1:18.593
64	54.717	1:18.337
81	55.922	1:19.109
661	57.532	1:17.992
97	1:09.920	1:19.541
83	1:10.279	1:19.735

LAP 10 @ 16:27:28.290

NO	BEHIND	LAP TIME
84		1:13.489
45	2.283	1:12.966
111	3.591	1:13.573
46	3.834	1:13.707
34	16.008	1:14.826
17	16.427	1:14.939
82	16.515	1:14.830
199	1 Lap	1:21.784
192	20.651	1:15.119
60	20.832	1:14.558
58	1 Lap	1:25.336
41	1 Lap	1:21.965
156	30.444	1:16.437
16	36.181	1:16.318
53	36.774	1:16.122
99	44.752	1:17.824
62	46.380	1:16.647
55	1 Lap	1:24.564
70	48.468	1:17.730
89	55.232	1:18.162
143	58.676	1:19.746
64	59.959	1:18.731
81	1:01.578	1:19.145
661	1:03.052	1:19.009
11	1 Lap	1:29.661
97	1:15.997	1:19.566
83	1:16.562	1:19.772

Donington Park National
Circuit Length = 1.9790 miles
Start: 16:15 Flag 16:27 End: 16:28

Weather / Track : Bright / Dry

BMCRC - MRO Championships 2018 - Rnd 5 @ Donington Park

Team Respro MRO 600 inc Clubman 600

RACE 18 - SECTOR ANALYSIS

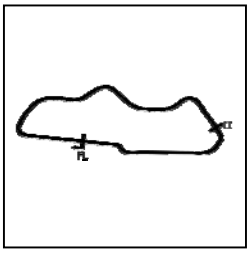

SECTOR 1 = FL to I1, SECTOR 2 = I1 to FL, DIFF = Difference To Personal Best Lap, P = Crossed Finish Line in Pit Lane, D = Time Disallowed

P1 84 C Ben WOTTON — Triumph - JJR Triumph/ RJS Services

IDEAL LAP TIME : 1:12.065 BEST LAP TIME : 1:12.442 DIFFERENCE : 0.377

LAP	SECTOR 1	SECTOR 2	LAP TIME	MPH	DIFF	TIME OF DAY
1 -		25.976	1:18.565	90.68	6.123	16:16:29.801
2 -	48.135	25.787	1:13.922	96.38	1.480	16:17:43.723
3 -	47.964	25.630	1:13.594	96.81	1.152	16:18:57.317
4 -	47.204	***25.289***	1:12.493 **(2)**	98.28	0.051	16:20:09.810
5 -	47.053	25.535	1:12.588 **(3)**	98.15	0.146	16:21:22.398
6 -	***46.776***	25.666	***1:12.442*** **(1)**	***98.34***		***16:22:34.840***
7 -	47.213	25.452	1:12.665	98.04	0.223	16:23:47.505
8 -	47.696	26.567	1:14.263	95.93	1.821	16:25:01.768
9 -	47.377	25.656	1:13.033	97.55	0.591	16:26:14.801
10 -	47.337	26.152	1:13.489	96.94	1.047	16:27:28.290

P2 45 Ed PEAD — Yamaha -

IDEAL LAP TIME : 1:12.934 BEST LAP TIME : 1:12.966 DIFFERENCE : 0.032

LAP	SECTOR 1	SECTOR 2	LAP TIME	MPH	DIFF	TIME OF DAY
1 -		25.746	1:19.190	89.96	6.224	16:16:30.426
2 -	48.294	26.102	1:14.396	95.76	1.430	16:17:44.822
3 -	47.708	25.547	1:13.255	97.25	0.289	16:18:58.077
4 -	47.522	25.675	1:13.197	97.33	0.231	16:20:11.274
5 -	47.604	25.491	1:13.095	97.47	0.129	16:21:24.369
6 -	47.486	25.504	1:12.990 **(2)**	97.61	0.024	16:22:37.359
7 -	48.299	25.503	1:13.802	96.53	0.836	16:23:51.161
8 -	47.557	***25.470***	1:13.027 **(3)**	97.56	0.061	16:25:04.188
9 -	47.738	25.681	1:13.419	97.04	0.453	16:26:17.607
10 -	***47.464***	25.502	***1:12.966*** **(1)**	***97.64***		***16:27:30.573***

P3 111 Sam SMITH — Kawasaki - GBM KAWASAKI

IDEAL LAP TIME : 1:12.516 BEST LAP TIME : 1:12.516 DIFFERENCE : 0.000

LAP	SECTOR 1	SECTOR 2	LAP TIME	MPH	DIFF	TIME OF DAY
1 -		26.070	1:19.122	90.04	6.606	16:16:30.358
2 -	48.089	25.785	1:13.874	96.44	1.358	16:17:44.232
3 -	47.685	25.608	1:13.293	97.20	0.777	16:18:57.525
4 -	47.363	25.625	1:12.988 **(2)**	97.61	0.472	16:20:10.513
5 -	***47.129***	***25.387***	***1:12.516*** **(1)**	***98.24***		***16:21:23.029***
6 -	47.511	25.537	1:13.048 **(3)**	97.53	0.532	16:22:36.077
7 -	48.442	25.576	1:14.018	96.25	1.502	16:23:50.095
8 -	48.108	25.913	1:14.021	96.25	1.505	16:25:04.116
9 -	48.439	25.753	1:14.192	96.02	1.676	16:26:18.308
10 -	47.738	25.835	1:13.573	96.83	1.057	16:27:31.881

P4 46 Harry ROWLINGS — Triumph - Bernard Elliott racing / Steve Jordan motorcycles

IDEAL LAP TIME : 1:12.841 BEST LAP TIME : 1:12.841 DIFFERENCE : 0.000

LAP	SECTOR 1	SECTOR 2	LAP TIME	MPH	DIFF	TIME OF DAY
1 -		26.327	1:18.128	91.19	5.287	16:16:29.364
2 -	48.236	25.547	1:13.783	96.56	0.942	16:17:43.147
3 -	48.157	25.672	1:13.829	96.50	0.988	16:18:56.976
4 -	48.297	25.929	1:14.226	95.98	1.385	16:20:11.202
5 -	47.943	25.505	1:13.448 **(3)**	97.00	0.607	16:21:24.650
6 -	***47.447***	***25.394***	***1:12.841*** **(1)**	***97.81***		***16:22:37.491***
7 -	48.338	25.456	1:13.794	96.54	0.953	16:23:51.285
8 -	47.699	25.592	1:13.291 **(2)**	97.21	0.450	16:25:04.576
9 -	48.233	25.608	1:13.841	96.48	1.000	16:26:18.417
10 -	47.868	25.839	1:13.707	96.66	0.866	16:27:32.124

P5 34 Jason PAGE — Yamaha -

IDEAL LAP TIME : 1:13.904 BEST LAP TIME : 1:14.328 DIFFERENCE : 0.424

LAP	SECTOR 1	SECTOR 2	LAP TIME	MPH	DIFF	TIME OF DAY

Weather / Track : Bright / Dry

Donington Park National
Circuit Length = 1.9790 miles
Start: 16:15 Flag 16:27 End: 16:28

BMCRC - MRO Championships 2018 - Rnd 5 @ Donington Park

Team Respro MRO 600 inc Clubman 600

RACE 18 - SECTOR ANALYSIS

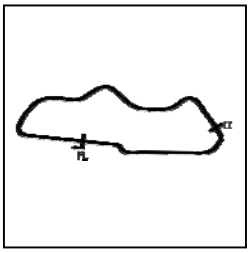

SECTOR 1 = FL to I1, SECTOR 2 = I1 to FL, DIFF = Difference To Personal Best Lap, P = Crossed Finish Line in Pit Lane, D = Time Disallowed

1 -		26.462	1:18.835		90.37	4.507	16:16:30.071
2 -	***48.138***	26.515	1:14.653		95.43	0.325	16:17:44.724
3 -	48.531	25.797	***1:14.328***	**(1)**	***95.85***		***16:18:59.052***
4 -	48.788	***25.766***	1:14.554	**(3)**	95.56	0.226	16:20:13.606
5 -	48.954	26.145	1:15.099		94.86	0.771	16:21:28.705
6 -	48.795	25.808	1:14.603		95.50	0.275	16:22:43.308
7 -	49.408	26.830	1:16.238		93.45	1.910	16:23:59.546
8 -	48.571	25.822	1:14.393	**(2)**	95.77	0.065	16:25:13.939
9 -	49.241	26.292	1:15.533		94.32	1.205	16:26:29.472
10 -	48.632	26.194	1:14.826		95.21	0.498	16:27:44.298

P6 17 C Philip BAKER Triumph - Ashford accident repair centre

IDEAL LAP TIME : 1:13.732 BEST LAP TIME : 1:14.057 DIFFERENCE : 0.325

LAP	SECTOR 1	SECTOR 2	LAP TIME		MPH	DIFF	TIME OF DAY
1 -		26.235	1:19.816		89.26	5.759	16:16:31.052
2 -	***47.925***	26.188	1:14.113	**(2)**	96.13	0.056	16:17:45.165
3 -	48.250	***25.807***	***1:14.057***	**(1)**	***96.20***		***16:18:59.222***
4 -	48.807	25.890	1:14.697		95.38	0.640	16:20:13.919
5 -	48.784	26.307	1:15.091		94.88	1.034	16:21:29.010
6 -	48.805	25.935	1:14.740		95.32	0.683	16:22:43.750
7 -	49.305	26.782	1:16.087		93.63	2.030	16:23:59.837
8 -	48.413	26.095	1:14.508	**(3)**	95.62	0.451	16:25:14.345
9 -	48.926	26.507	1:15.433		94.44	1.376	16:26:29.778
10 -	48.534	26.405	1:14.939		95.07	0.882	16:27:44.717

P7 82 C Andrew SMITH Kawasaki - 5 Club Racing

IDEAL LAP TIME : 1:14.150 BEST LAP TIME : 1:14.211 DIFFERENCE : 0.061

LAP	SECTOR 1	SECTOR 2	LAP TIME		MPH	DIFF	TIME OF DAY
1 -		26.712	1:19.946		89.11	5.735	16:16:31.182
2 -	***48.469***	25.940	1:14.409	**(2)**	95.74	0.198	16:17:45.591
3 -	49.093	25.998	1:15.091		94.88	0.880	16:19:00.682
4 -	48.730	25.714	1:14.444	**(3)**	95.70	0.233	16:20:15.126
5 -	48.530	***25.681***	***1:14.211***	**(1)**	***96.00***		***16:21:29.337***
6 -	48.858	25.789	1:14.647		95.44	0.436	16:22:43.984
7 -	49.318	26.647	1:15.965		93.78	1.754	16:23:59.949
8 -	48.526	26.096	1:14.622		95.47	0.411	16:25:14.571
9 -	48.984	26.420	1:15.404		94.48	1.193	16:26:29.975
10 -	48.855	25.975	1:14.830		95.21	0.619	16:27:44.805

P8 192 C Daniel MOFFA Triumph - DM Racing

IDEAL LAP TIME : 1:14.183 BEST LAP TIME : 1:14.547 DIFFERENCE : 0.364

LAP	SECTOR 1	SECTOR 2	LAP TIME		MPH	DIFF	TIME OF DAY
1 -		27.186	1:22.577		86.27	8.030	16:16:33.813
2 -	48.635	26.526	1:15.161		94.79	0.614	16:17:48.974
3 -	***48.193***	26.536	1:14.729	**(3)**	95.33	0.182	16:19:03.703
4 -	48.966	26.501	1:15.467		94.40	0.920	16:20:19.170
5 -	49.334	26.401	1:15.735		94.07	1.188	16:21:34.905
6 -	48.733	***25.990***	1:14.723	**(2)**	95.34	0.176	16:22:49.628
7 -	48.746	26.007	1:14.753		95.30	0.206	16:24:04.381
8 -	48.223	26.324	***1:14.547***	**(1)**	***95.57***		***16:25:18.928***
9 -	48.545	26.349	1:14.894		95.12	0.347	16:26:33.822
10 -	48.531	26.588	1:15.119		94.84	0.572	16:27:48.941

P9 60 C Jack YOUNGE Yamaha - Chase Timber Products

IDEAL LAP TIME : 1:14.185 BEST LAP TIME : 1:14.558 DIFFERENCE : 0.373

LAP	SECTOR 1	SECTOR 2	LAP TIME		MPH	DIFF	TIME OF DAY
1 -		26.586	1:21.097		87.85	6.539	16:16:32.333
2 -	48.890	26.315	1:15.205		94.73	0.647	16:17:47.538
3 -	49.071	***26.188***	1:15.259		94.66	0.701	16:19:02.797
4 -	49.068	26.223	1:15.291		94.62	0.733	16:20:18.088

Weather / Track : Bright / Dry

Donington Park National
Circuit Length = 1.9790 miles
Start: 16:15 Flag 16:27 End: 16:28

BMCRC - MRO Championships 2018 - Rnd 5 @ Donington Park

Team Respro MRO 600 inc Clubman 600

RACE 18 - SECTOR ANALYSIS

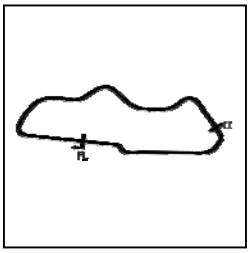

SECTOR 1 = FL to I1, SECTOR 2 = I1 to FL, DIFF = Difference To Personal Best Lap, P = Crossed Finish Line in Pit Lane, D = Time Disallowed

5 -	49.170	26.291	1:15.461	94.41	0.903	16:21:33.549
6 -	48.600	26.317	1:14.917 (2)	95.10	0.359	16:22:48.466
7 -	48.725	26.631	1:15.356	94.54	0.798	16:24:03.822
8 -	48.399	27.331	1:15.730	94.07	1.172	16:25:19.552
9 -	48.792	26.220	1:15.012 (3)	94.98	0.454	16:26:34.564
10 -	***47.997***	26.561	***1:14.558 (1)***	***95.55***		***16:27:49.122***

P10 156 C Michael STONE Kawasaki -

IDEAL LAP TIME : 1:15.271 BEST LAP TIME : 1:15.307 DIFFERENCE : 0.036

LAP	SECTOR 1	SECTOR 2	LAP TIME	MPH	DIFF	TIME OF DAY
1 -		26.519	1:21.310	87.62	6.003	16:16:32.546
2 -	49.004	***26.303***	***1:15.307 (1)***	***94.60***		***16:17:47.853***
3 -	***48.968***	26.428	1:15.396 (2)	94.49	0.089	16:19:03.249
4 -	49.210	26.392	1:15.602 (3)	94.23	0.295	16:20:18.851
5 -	49.488	26.399	1:15.887	93.88	0.580	16:21:34.738
6 -	49.999	26.411	1:16.410	93.24	1.103	16:22:51.148
7 -	50.085	27.000	1:17.085	92.42	1.778	16:24:08.233
8 -	50.292	26.928	1:17.220	92.26	1.913	16:25:25.453
9 -	50.181	26.663	1:16.844	92.71	1.537	16:26:42.297
10 -	49.750	26.687	1:16.437	93.20	1.130	16:27:58.734

P11 16 C Ollie SHOTTON Kawasaki -

IDEAL LAP TIME : 1:16.037 BEST LAP TIME : 1:16.232 DIFFERENCE : 0.195

LAP	SECTOR 1	SECTOR 2	LAP TIME	MPH	DIFF	TIME OF DAY
1 -		27.166	1:24.245	84.56	8.013	16:16:35.481
2 -	50.400	26.612	1:17.012	92.51	0.780	16:17:52.493
3 -	49.861	***26.406***	1:16.267 (2)	93.41	0.035	16:19:08.760
4 -	49.753	26.479	***1:16.232 (1)***	***93.45***		***16:20:24.992***
5 -	50.442	26.744	1:17.186	92.30	0.954	16:21:42.178
6 -	49.925	26.620	1:16.545	93.07	0.313	16:22:58.723
7 -	50.043	26.516	1:16.559	93.06	0.327	16:24:15.282
8 -	49.839	26.472	1:16.311 (3)	93.36	0.079	16:25:31.593
9 -	***49.631***	26.929	1:16.560	93.05	0.328	16:26:48.153
10 -	49.870	26.448	1:16.318	93.35	0.086	16:28:04.471

P12 53 C Jason SIGGS Yamaha - J Siggs Construction

IDEAL LAP TIME : 1:15.987 BEST LAP TIME : 1:16.122 DIFFERENCE : 0.135

LAP	SECTOR 1	SECTOR 2	LAP TIME	MPH	DIFF	TIME OF DAY
1 -		27.233	1:23.522	85.30	7.400	16:16:34.758
2 -	50.180	26.757	1:16.937	92.60	0.815	16:17:51.695
3 -	49.704	***26.449***	1:16.153 (2)	93.55	0.031	16:19:07.848
4 -	49.880	26.460	1:16.340 (3)	93.32	0.218	16:20:24.188
5 -	50.263	26.513	1:16.776	92.79	0.654	16:21:40.964
6 -	50.081	26.716	1:16.797	92.77	0.675	16:22:57.761
7 -	50.277	26.650	1:16.927	92.61	0.805	16:24:14.688
8 -	50.178	26.770	1:16.948	92.59	0.826	16:25:31.636
9 -	50.152	27.154	1:17.306	92.16	1.184	16:26:48.942
10 -	***49.538***	26.584	***1:16.122 (1)***	***93.59***		***16:28:05.064***

P13 99 Michael SIMMONS Yamaha - Westcountry Windings

IDEAL LAP TIME : 1:16.799 BEST LAP TIME : 1:17.048 DIFFERENCE : 0.249

LAP	SECTOR 1	SECTOR 2	LAP TIME	MPH	DIFF	TIME OF DAY
1 -		27.459	1:23.406	85.42	6.358	16:16:34.642
2 -	50.860	***26.575***	1:17.435 (3)	92.00	0.387	16:17:52.077
3 -	50.712	26.816	1:17.528	91.89	0.480	16:19:09.605
4 -	50.402	26.817	1:17.219 (2)	92.26	0.171	16:20:26.824
5 -	50.661	26.817	1:17.478	91.95	0.430	16:21:44.302
6 -	50.399	27.099	1:17.498	91.93	0.450	16:23:01.800
7 -	50.949	27.204	1:18.153	91.16	1.105	16:24:19.953
8 -	***50.224***	26.824	***1:17.048 (1)***	***92.47***		***16:25:37.001***

Weather / Track : Bright / Dry

Donington Park National
Circuit Length = 1.9790 miles
Start: 16:15 Flag 16:27 End: 16:28

BMCRC - MRO Championships 2018 - Rnd 5 @ Donington Park

Team Respro MRO 600 inc Clubman 600

RACE 18 - SECTOR ANALYSIS

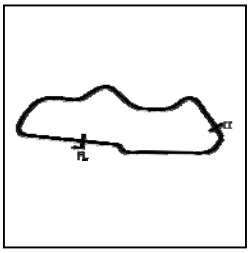

SECTOR 1 = FL to I1, SECTOR 2 = I1 to FL, DIFF = Difference To Personal Best Lap, P = Crossed Finish Line in Pit Lane, D = Time Disallowed

9 -	51.055	27.162	1:18.217	91.08	1.169	16:26:55.218
10 -	50.407	27.417	1:17.824	91.54	0.776	16:28:13.042

P14 62 C Charlie PATERSON Yamaha - TBR Performance

IDEAL LAP TIME : 1:15.777 BEST LAP TIME : 1:16.647 DIFFERENCE : 0.870

LAP	SECTOR 1	SECTOR 2	LAP TIME	MPH	DIFF	TIME OF DAY
1 -		27.134	1:25.524	83.30	8.877	16:16:36.760
2 -	50.509	26.676	1:17.185	92.30	0.538	16:17:53.945
3 -	53.348	27.293	1:20.641	88.35	3.994	16:19:14.586
4 -	50.688	26.908	1:17.596	91.81	0.949	16:20:32.182
5 -	50.839	26.474	1:17.313	92.15	0.666	16:21:49.495
6 -	50.128	26.710	1:16.838 **(2)**	92.72	0.191	16:23:06.333
7 -	49.960	27.507	1:17.467	91.97	0.820	16:24:23.800
8 -	50.406	26.732	1:17.138	92.36	0.491	16:25:40.938
9 -	50.701	***26.384***	1:17.085 **(3)**	92.42	0.438	16:26:58.023
10 -	***49.393***	27.254	***1:16.647*** **(1)**	***92.95***		***16:28:14.670***

P15 70 C Chris BURSELL Triumph - Nuway AV

IDEAL LAP TIME : 1:17.023 BEST LAP TIME : 1:17.147 DIFFERENCE : 0.124

LAP	SECTOR 1	SECTOR 2	LAP TIME	MPH	DIFF	TIME OF DAY
1 -		26.932	1:24.547	84.26	7.400	16:16:35.783
2 -	50.970	26.946	1:17.916	91.44	0.769	16:17:53.699
3 -	***50.341***	26.806	***1:17.147*** **(1)**	***92.35***		***16:19:10.846***
4 -	50.623	***26.682***	1:17.305 **(2)**	92.16	0.158	16:20:28.151
5 -	51.716	26.726	1:18.442	90.82	1.295	16:21:46.593
6 -	51.326	26.975	1:18.301	90.99	1.154	16:23:04.894
7 -	50.858	27.157	1:18.015	91.32	0.868	16:24:22.909
8 -	51.312	27.206	1:18.518	90.73	1.371	16:25:41.427
9 -	50.480	27.121	1:17.601 **(3)**	91.81	0.454	16:26:59.028
10 -	50.486	27.244	1:17.730	91.65	0.583	16:28:16.758

P16 89 David MUNRO Yamaha - Munro Racing

IDEAL LAP TIME : 1:17.375 BEST LAP TIME : 1:17.551 DIFFERENCE : 0.176

LAP	SECTOR 1	SECTOR 2	LAP TIME	MPH	DIFF	TIME OF DAY
1 -		28.870	1:27.388	81.52	9.837	16:16:38.624
2 -	51.913	27.478	1:19.391	89.74	1.840	16:17:58.015
3 -	51.491	***26.935***	1:18.426	90.84	0.875	16:19:16.441
4 -	50.951	27.327	1:18.278	91.01	0.727	16:20:34.719
5 -	50.579	27.424	1:18.003 **(3)**	91.33	0.452	16:21:52.722
6 -	50.953	27.876	1:18.829	90.38	1.278	16:23:11.551
7 -	51.314	27.165	1:18.479	90.78	0.928	16:24:30.030
8 -	***50.440***	27.111	***1:17.551*** **(1)**	***91.87***		***16:25:47.581***
9 -	50.507	27.272	1:17.779 **(2)**	91.60	0.228	16:27:05.360
10 -	50.694	27.468	1:18.162	91.15	0.611	16:28:23.522

P17 143 C Daire PRENDERGAST Kawasaki -

IDEAL LAP TIME : 1:17.390 BEST LAP TIME : 1:17.467 DIFFERENCE : 0.077

LAP	SECTOR 1	SECTOR 2	LAP TIME	MPH	DIFF	TIME OF DAY
1 -		28.079	1:27.332	81.58	9.865	16:16:38.568
2 -	52.306	27.364	1:19.670	89.42	2.203	16:17:58.238
3 -	51.811	27.203	1:19.014	90.16	1.547	16:19:17.252
4 -	50.907	***26.560***	***1:17.467*** **(1)**	***91.97***		***16:20:34.719***
5 -	51.859	26.781	1:18.640	90.59	1.173	16:21:53.359
6 -	***50.830***	27.152	1:17.982 **(2)**	91.36	0.515	16:23:11.341
7 -	51.076	27.327	1:18.403 **(3)**	90.87	0.936	16:24:29.744
8 -	51.747	27.136	1:18.883	90.31	1.416	16:25:48.627
9 -	51.428	27.165	1:18.593	90.65	1.126	16:27:07.220
10 -	51.720	28.026	1:19.746	89.34	2.279	16:28:26.966

Weather / Track : Bright / Dry

Donington Park National
Circuit Length = 1.9790 miles
Start: 16:15 Flag 16:27 End: 16:28

BMCRC - MRO Championships 2018 - Rnd 5 @ Donington Park

Team Respro MRO 600 inc Clubman 600

RACE 18 - SECTOR ANALYSIS

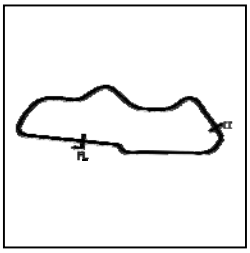

SECTOR 1 = FL to I1, SECTOR 2 = I1 to FL, DIFF = Difference To Personal Best Lap, P = Crossed Finish Line in Pit Lane, D = Time Disallowed

P18 64 C Rob SALTMER Yamaha - Universal Tyres & Autocentres

IDEAL LAP TIME : 1:17.961 BEST LAP TIME : 1:18.337 DIFFERENCE : 0.376

LAP	SECTOR 1	SECTOR 2	LAP TIME	MPH	DIFF	TIME OF DAY
1 -		27.321	1:26.264	82.59	7.927	16:16:37.500
2 -	52.552	27.680	1:20.232	88.80	1.895	16:17:57.732
3 -	52.187	27.153	1:19.340	89.79	1.003	16:19:17.072
4 -	51.931	27.579	1:19.510	89.60	1.173	16:20:36.582
5 -	51.557	***27.110***	1:18.667	90.56	0.330	16:21:55.249
6 -	51.444	27.340	1:18.784	90.43	0.447	16:23:14.033
7 -	51.340	27.171	1:18.511 **(2)**	90.74	0.174	16:24:32.544
8 -	51.277	27.360	1:18.637 **(3)**	90.60	0.300	16:25:51.181
9 -	***50.851***	27.486	***1:18.337*** **(1)**	***90.94***		***16:27:09.518***
10 -	51.500	27.231	1:18.731	90.49	0.394	16:28:28.249

P19 81 C Liam DUFFETT Triumph -

IDEAL LAP TIME : 1:18.405 BEST LAP TIME : 1:18.757 DIFFERENCE : 0.352

LAP	SECTOR 1	SECTOR 2	LAP TIME	MPH	DIFF	TIME OF DAY
1 -		27.362	1:25.430	83.39	6.673	16:16:36.666
2 -	52.337	27.371	1:19.708	89.38	0.951	16:17:56.374
3 -	52.492	27.159	1:19.651	89.44	0.894	16:19:16.025
4 -	52.189	27.359	1:19.548	89.56	0.791	16:20:35.573
5 -	52.000	***26.938***	1:18.938 **(3)**	90.25	0.181	16:21:54.511
6 -	51.613	27.324	1:18.937 **(2)**	90.25	0.180	16:23:13.448
7 -	51.601	27.156	***1:18.757*** **(1)**	***90.46***		***16:24:32.205***
8 -	52.193	27.216	1:19.409	89.72	0.652	16:25:51.614
9 -	52.016	27.093	1:19.109	90.06	0.352	16:27:10.723
10 -	***51.467***	27.678	1:19.145	90.02	0.388	16:28:29.868

P20 661 C Cameron HARRIS Yamaha - HARRIS PERFORMANCE

IDEAL LAP TIME : 1:17.049 BEST LAP TIME : 1:17.082 DIFFERENCE : 0.033

LAP	SECTOR 1	SECTOR 2	LAP TIME	MPH	DIFF	TIME OF DAY
1 -		29.827	1:26.498	82.36	9.416	16:16:37.734
2 -	51.602	27.191	1:18.793	90.42	1.711	16:17:56.527
3 -	50.875	27.257	1:18.132	91.18	1.050	16:19:14.659
4 -	***50.042***	27.040	***1:17.082*** **(1)**	***92.42***		***16:20:31.741***
5 -	52.524	***27.007***	1:19.531	89.58	2.449	16:21:51.272
6 -	50.233	36.587	1:26.820	82.06	9.738	16:23:18.092
7 -	50.829	27.303	1:18.132	91.18	1.050	16:24:36.224
8 -	50.725	27.392	1:18.117 **(3)**	91.20	1.035	16:25:54.341
9 -	50.769	27.223	1:17.992 **(2)**	91.35	0.910	16:27:12.333
10 -	50.890	28.119	1:19.009	90.17	1.927	16:28:31.342

P21 97 C Julien LIGUORI Kawasaki - Liguori' Pizza New Forest

IDEAL LAP TIME : 1:19.137 BEST LAP TIME : 1:19.541 DIFFERENCE : 0.404

LAP	SECTOR 1	SECTOR 2	LAP TIME	MPH	DIFF	TIME OF DAY
1 -		28.410	1:28.087	80.88	8.546	16:16:39.323
2 -	52.628	27.942	1:20.570	88.42	1.029	16:17:59.893
3 -	52.138	***27.732***	1:19.870 **(3)**	89.20	0.329	16:19:19.763
4 -	52.660	28.665	1:21.325	87.60	1.784	16:20:41.088
5 -	52.994	28.158	1:21.152	87.79	1.611	16:22:02.240
6 -	52.503	28.653	1:21.156	87.78	1.615	16:23:23.396
7 -	52.904	27.976	1:20.880	88.08	1.339	16:24:44.276
8 -	52.177	28.727	1:20.904	88.06	1.363	16:26:05.180
9 -	51.735	27.806	***1:19.541*** **(1)**	***89.57***		***16:27:24.721***
10 -	***51.405***	28.161	1:19.566 **(2)**	89.54	0.025	16:28:44.287

P22 83 Talan SKEELS-PIGGINS Suzuki - McMillan Williams

IDEAL LAP TIME : 1:18.869 BEST LAP TIME : 1:18.869 DIFFERENCE : 0.000

LAP	SECTOR 1	SECTOR 2	LAP TIME	MPH	DIFF	TIME OF DAY

Weather / Track : Bright / Dry

Donington Park National
Circuit Length = 1.9790 miles
Start: 16:15 Flag 16:27 End: 16:28

BMCRC - MRO Championships 2018 - Rnd 5 @ Donington Park

Team Respro MRO 600 inc Clubman 600

RACE 18 - SECTOR ANALYSIS

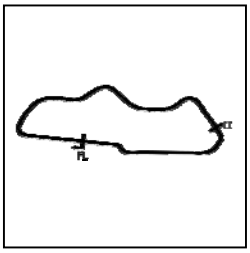

SECTOR 1 = FL to I1, SECTOR 2 = I1 to FL, DIFF = Difference To Personal Best Lap, P = Crossed Finish Line in Pit Lane, D = Time Disallowed

1 -		28.730	1:32.516		77.00	13.647	16:16:43.752
2 -	53.856	28.432	1:22.288		86.58	3.419	16:18:06.040
3 -	52.801	28.260	1:21.061		87.89	2.192	16:19:27.101
4 -	53.025	27.960	1:20.985		87.97	2.116	16:20:48.086
5 -	52.084	27.546	1:19.630		89.47	0.761	16:22:07.716
6 -	51.837	27.600	1:19.437	(3)	89.68	0.568	16:23:27.153
7 -	***51.423***	***27.446***	***1:18.869***	**(1)**	***90.33***		***16:24:46.022***
8 -	51.456	27.867	1:19.323	(2)	89.81	0.454	16:26:05.345
9 -	51.941	27.794	1:19.735		89.35	0.866	16:27:25.080
10 -	51.619	28.153	1:19.772		89.31	0.903	16:28:44.852

P23 199 C Jack GRISTWOOD Yamaha -

IDEAL LAP TIME : 1:21.784 BEST LAP TIME : 1:21.784 DIFFERENCE : 0.000

LAP	SECTOR 1	SECTOR 2	LAP TIME		MPH	DIFF	TIME OF DAY
1 -		29.158	1:30.345		78.85	8.561	16:16:41.581
2 -	55.151	29.040	1:24.191		84.62	2.407	16:18:05.772
3 -	54.665	28.875	1:23.540		85.28	1.756	16:19:29.312
4 -	54.703	29.036	1:23.739		85.08	1.955	16:20:53.051
5 -	55.340	29.068	1:24.408		84.40	2.624	16:22:17.459
6 -	54.782	28.979	1:23.761		85.05	1.977	16:23:41.220
7 -	53.959	28.651	1:22.610	(3)	86.24	0.826	16:25:03.830
8 -	53.993	28.607	1:22.600	(2)	86.25	0.816	16:26:26.430
9 -	***53.602***	***28.182***	***1:21.784***	**(1)**	***87.11***		***16:27:48.214***

P24 58 C Barry STEWART Kawasaki -

IDEAL LAP TIME : 1:22.340 BEST LAP TIME : 1:22.340 DIFFERENCE : 0.000

LAP	SECTOR 1	SECTOR 2	LAP TIME		MPH	DIFF	TIME OF DAY
1 -		29.457	1:29.658		79.46	7.318	16:16:40.894
2 -	53.925	28.713	1:22.638	(2)	86.21	0.298	16:18:03.532
3 -	54.566	28.667	1:23.233		85.59	0.893	16:19:26.765
4 -	54.184	28.552	1:22.736	(3)	86.11	0.396	16:20:49.501
5 -	***53.819***	***28.521***	***1:22.340***	**(1)**	***86.52***		***16:22:11.841***
6 -	56.996	29.185	1:26.181		82.67	3.841	16:23:38.022
7 -	54.509	29.622	1:24.131		84.68	1.791	16:25:02.153
8 -	54.704	29.533	1:24.237		84.57	1.897	16:26:26.390
9 -	55.570	29.766	1:25.336		83.48	2.996	16:27:51.726

P25 41 C Ian RAE Triumph - Richie ramsay golf.com

IDEAL LAP TIME : 1:21.965 BEST LAP TIME : 1:21.965 DIFFERENCE : 0.000

LAP	SECTOR 1	SECTOR 2	LAP TIME		MPH	DIFF	TIME OF DAY
1 -		29.192	1:32.194		77.27	10.229	16:16:43.430
2 -	54.311	29.684	1:23.995		84.82	2.030	16:18:07.425
3 -	54.630	29.234	1:23.864		84.95	1.899	16:19:31.289
4 -	54.522	29.346	1:23.868		84.95	1.903	16:20:55.157
5 -	53.792	29.668	1:23.460	(3)	85.36	1.495	16:22:18.617
6 -	54.583	29.727	1:24.310		84.50	2.345	16:23:42.927
7 -	54.355	29.215	1:23.570		85.25	1.605	16:25:06.497
8 -	53.745	29.616	1:23.361	(2)	85.46	1.396	16:26:29.858
9 -	***52.936***	***29.029***	***1:21.965***	**(1)**	***86.92***		***16:27:51.823***

P26 55 C Edgar MACHADO Honda - Build or not build

IDEAL LAP TIME : 1:24.312 BEST LAP TIME : 1:24.564 DIFFERENCE : 0.252

LAP	SECTOR 1	SECTOR 2	LAP TIME		MPH	DIFF	TIME OF DAY
1 -		29.833	1:35.070		74.94	10.506	16:16:46.306
2 -	57.245	29.632	1:26.877		82.00	2.313	16:18:13.183
3 -	56.536	29.338	1:25.874		82.96	1.310	16:19:39.057
4 -	56.958	29.770	1:26.728		82.14	2.164	16:21:05.785
5 -	58.653	30.283	1:28.936		80.10	4.372	16:22:34.721
6 -	56.294	***29.140***	1:25.434		83.39	0.870	16:24:00.155
7 -	55.807	29.171	1:24.978	(2)	83.84	0.414	16:25:25.133

Weather / Track : Bright / Dry

Donington Park National
Circuit Length = 1.9790 miles
Start: 16:15 Flag 16:27 End: 16:28

BMCRC - MRO Championships 2018 - Rnd 5 @ Donington Park

Team Respro MRO 600 inc Clubman 600

RACE 18 - SECTOR ANALYSIS

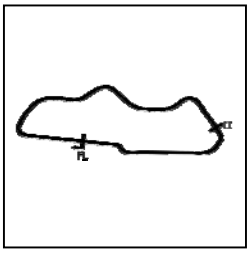

SECTOR 1 = FL to I1, SECTOR 2 = I1 to FL, DIFF = Difference To Personal Best Lap, P = Crossed Finish Line in Pit Lane, D = Time Disallowed

8 -	55.627	29.423	1:25.050	(3)	83.77	0.486	16:26:50.183
9 -	***55.172***	29.392	***1:24.564***	**(1)**	***84.25***		***16:28:14.747***

P27 11 Ross DUNSTAN Suzuki - PRB Racing

IDEAL LAP TIME : 1:26.556 BEST LAP TIME : 1:26.556 DIFFERENCE : 0.000

LAP	SECTOR 1	SECTOR 2	LAP TIME		MPH	DIFF	TIME OF DAY
1 -		30.138	1:33.681		76.05	7.125	16:16:44.917
2 -	***56.961***	***29.595***	***1:26.556***	**(1)**	***82.31***		***16:18:11.473***
3 -	57.093	29.986	1:27.079	(3)	81.81	0.523	16:19:38.552
4 -	57.113	29.911	1:27.024	(2)	81.86	0.468	16:21:05.576
5 -	58.635	30.456	1:29.091		79.97	2.535	16:22:34.667
6 -	59.407	30.096	1:29.503		79.60	2.947	16:24:04.170
7 -	58.838	30.699	1:29.537		79.57	2.981	16:25:33.707
8 -	58.520	30.648	1:29.168		79.90	2.612	16:27:02.875
9 -	58.882	30.779	1:29.661		79.46	3.105	16:28:32.536

P28 56 Michael MILLS Yamaha - A51 Racing

IDEAL LAP TIME : 1:13.437 BEST LAP TIME : 1:13.437 DIFFERENCE : 0.000

LAP	SECTOR 1	SECTOR 2	LAP TIME		MPH	DIFF	TIME OF DAY
1 -		26.056	1:18.062		91.26	4.625	16:16:29.298
2 -	48.489	26.061	1:14.550		95.56	1.113	16:17:43.848
3 -	48.268	25.717	1:13.985	(3)	96.29	0.548	16:18:57.833
4 -	48.055	25.624	1:13.679	(2)	96.69	0.242	16:20:11.512
5 -	***47.975***	***25.462***	***1:13.437***	**(1)**	***97.01***		***16:21:24.949***
6 -	48.968	26.660	1:15.628		94.20	2.191	16:22:40.577
7 -	1:04.340	IN PIT	1:51.160	**P**	64.09	37.723	16:24:31.737

P29 27 Stuart WICKENS Triumph - Big Tone

IDEAL LAP TIME : 1:13.908 BEST LAP TIME : 1:13.908 DIFFERENCE : 0.000

LAP	SECTOR 1	SECTOR 2	LAP TIME		MPH	DIFF	TIME OF DAY
1 -		26.256	1:20.211		88.82	6.303	16:16:31.447
2 -	48.564	25.925	1:14.489	(3)	95.64	0.581	16:17:45.936
3 -	48.417	25.894	1:14.311	(2)	95.87	0.403	16:19:00.247
4 -	***48.274***	***25.634***	***1:13.908***	**(1)**	***96.39***		***16:20:14.155***

Weather / Track : Bright / Dry

Donington Park National
Circuit Length = 1.9790 miles
Start: 16:15 Flag 16:27 End: 16:28

BMCRC - MRO Championships 2018 - Rnd 5 @ Donington Park

Team Respro MRO 600 inc Clubman 600

RACE 18 - BEST SECTORS

SECTOR 1				SECTOR 2			IDEAL / BEST COMPARISON					
POS	NO	NAME	TIME	NO	NAME	TIME	POS	NO	NAME	IDEAL	BEST	DIFF
									PERFECT LAP	1:12.065		
1	84	WOTTON	**46.776**	84	WOTTON	**25.289**	1	84	WOTTON	1:12.065	1:12.442	0.377
2	111	SMITH	**47.129**	111	SMITH	**25.387**	2	111	SMITH	1:12.516	1:12.516	0.000
3	46	ROWLINGS	**47.447**	46	ROWLINGS	**25.394**	3	46	ROWLINGS	1:12.841	1:12.841	0.000
4	45	PEAD	**47.464**	56	MILLS	**25.462**	4	45	PEAD	1:12.934	1:12.966	0.032
5	17	BAKER	**47.925**	45	PEAD	**25.470**	5	56	MILLS	1:13.437	1:13.437	0.000
6	56	MILLS	**47.975**	27	WICKENS	**25.634**	6	17	BAKER	1:13.732	1:14.057	0.325
7	60	YOUNGE	**47.997**	82	SMITH	**25.681**	7	34	PAGE	1:13.904	1:14.328	0.424
8	34	PAGE	**48.138**	34	PAGE	**25.766**	8	27	WICKENS	1:13.908	1:13.908	0.000
9	192	MOFFA	**48.193**	17	BAKER	**25.807**	9	82	SMITH	1:14.150	1:14.211	0.061
10	27	WICKENS	**48.274**	192	MOFFA	**25.990**	10	192	MOFFA	1:14.183	1:14.547	0.364
11	82	SMITH	**48.469**	60	YOUNGE	**26.188**	11	60	YOUNGE	1:14.185	1:14.558	0.373
12	156	STONE	**48.968**	156	STONE	**26.303**	12	156	STONE	1:15.271	1:15.307	0.036
13	62	PATERSON	**49.393**	62	PATERSON	**26.384**	13	62	PATERSON	1:15.777	1:16.647	0.870
14	53	SIGGS	**49.538**	16	SHOTTON	**26.406**	14	53	SIGGS	1:15.987	1:16.122	0.135
15	16	SHOTTON	**49.631**	53	SIGGS	**26.449**	15	16	SHOTTON	1:16.037	1:16.232	0.195
16	661	HARRIS	**50.042**	143	PRENDERGAST	**26.560**	16	99	SIMMONS	1:16.799	1:17.048	0.249
17	99	SIMMONS	**50.224**	99	SIMMONS	**26.575**	17	70	BURSELL	1:17.023	1:17.147	0.124
18	70	BURSELL	**50.341**	70	BURSELL	**26.682**	18	661	HARRIS	1:17.049	1:17.082	0.033
19	89	MUNRO	**50.440**	89	MUNRO	**26.935**	19	89	MUNRO	1:17.375	1:17.551	0.176
20	143	PRENDERGAST	**50.830**	81	DUFFETT	**26.938**	20	143	PRENDERGAST	1:17.390	1:17.467	0.077
21	64	SALTMER	**50.851**	661	HARRIS	**27.007**	21	64	SALTMER	1:17.961	1:18.337	0.376
22	97	LIGUORI	**51.405**	64	SALTMER	**27.110**	22	81	DUFFETT	1:18.405	1:18.757	0.352
23	83	SKEELS-PIGGINS	**51.423**	83	SKEELS-PIGGINS	**27.446**	23	83	SKEELS-PIGGINS	1:18.869	1:18.869	0.000
24	81	DUFFETT	**51.467**	97	LIGUORI	**27.732**	24	97	LIGUORI	1:19.137	1:19.541	0.404
25	41	RAE	**52.936**	199	GRISTWOOD	**28.182**	25	199	GRISTWOOD	1:21.784	1:21.784	0.000
26	199	GRISTWOOD	**53.602**	58	STEWART	**28.521**	26	41	RAE	1:21.965	1:21.965	0.000
27	58	STEWART	**53.819**	41	RAE	**29.029**	27	58	STEWART	1:22.340	1:22.340	0.000
28	55	MACHADO	**55.172**	55	MACHADO	**29.140**	28	55	MACHADO	1:24.312	1:24.564	0.252
29	11	DUNSTAN	**56.961**	11	DUNSTAN	**29.595**	29	11	DUNSTAN	1:26.556	1:26.556	0.000

Weather / Track : Bright / Dry

Donington Park National
Circuit Length = 1.9790 miles
Start: 16:15 Flag 16:27 End: 16:28

Results can be found at www.tsl-timing.com

Printed - 16:30 Sunday, 17 June 2018

BMCRC-MRO Championships 2018

MRO Minitwins

Donington National Circuit

16th & 17th June 2018

Results Provided by Timing Solutions Ltd
www.tsl-timing.com

Donington Park National

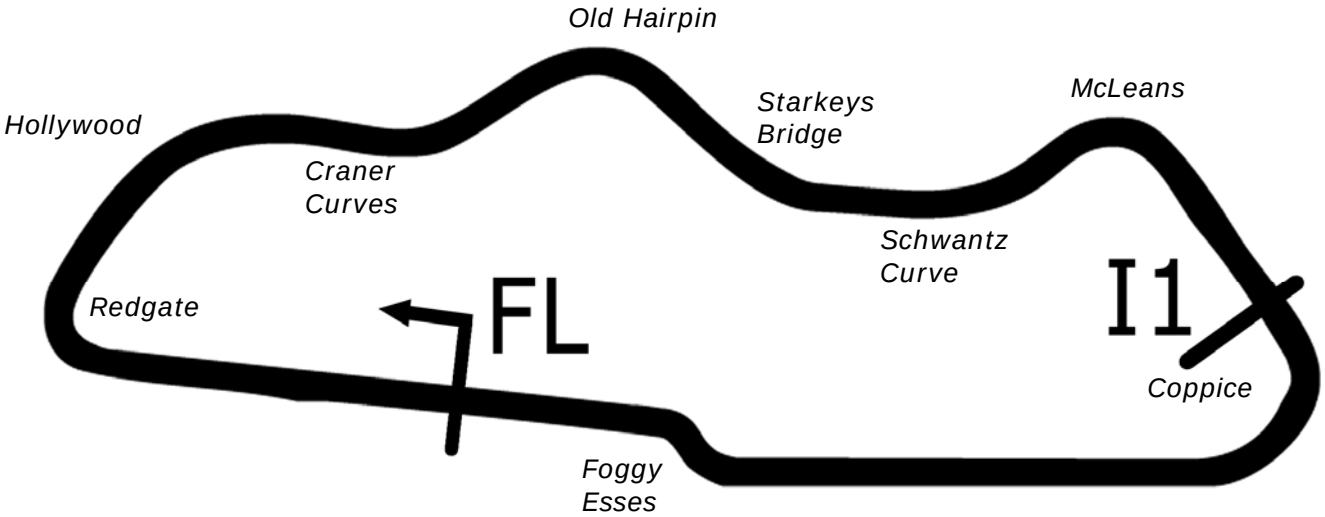

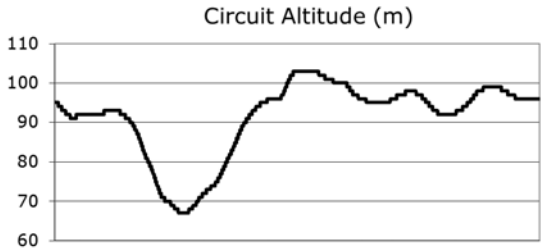

Length	1.9790 miles	3185.0 m	
FL		52.82971 N	1.37867 W
I1	2096m	52.82978 N	1.36508 W
Pit Entry	3100m	52.82951 N	1.37832 W
Pit Exit	229m after FL	52.82996 N	1.38205 W

Pit Entry–Pit Exit 287m, 17.2s @60kph, 12.9s @80kph

All results available at www.tsl-timing.com

BMCRC - MRO Championships 2018 - Rnd 5 @ Donington Park

MRO Minitwins

FREE PRACTICE - CLASSIFICATION

POS	NO	NAME	ENTRY	TIME	ON	LAPS	GAP	DIFF	MPH
1	4	**Jake POVAH**	Suzuki - www.78plate.com	**1:18.570**	4	10			90.67
2	74	**Daniel SINGLETON**	Suzuki - me	**1:19.425**	6	10	**0.855**	0.855	89.70
3	78	**Keith POVAH**	Suzuki - The Park School Yeovil/E&A Gill Race Tech	**1:19.461**	5	7	**0.891**	0.036	89.66
4	777	**Mason WILLIAMS**	Suzuki - MoreMoto	**1:19.818**	5	6	**1.248**	0.357	89.26
5	86	**Paul WITHERINGTON**	Suzuki - P&R plumbing	**1:20.231**	6	7	**1.661**	0.413	88.80
6	155	**Richard HARRIS**	Suzuki - HP Racing	**1:20.347**	6	8	**1.777**	0.116	88.67
7	97	**Jake PACKHAM**	Suzuki - Gasoline alley	**1:20.771**	5	9	**2.201**	0.424	88.20
8	19*	**Kevin LILLEY**	Suzuki - Vanson Leathers	**1:20.949**	7	9	**2.379**	0.178	88.01
9	96	**Dan HARRIS**	Suzuki - HP Racing	**1:20.962**	5	10	**2.392**	0.013	87.99
10	76	**Phillip RODGERS**	Suzuki - pinbadgelab.co.uk	**1:22.364**	9	9	**3.794**	1.402	86.50
11	184	**David TWYFORD**	Suzuki -	**1:22.470**	5	8	**3.900**	0.106	86.39
12	5*	**Barry MANTELL**	Suzuki - Swedish car connection	**1:22.632**	7	7	**4.062**	0.162	86.22
13	81	**Malvern MAY**	Suzuki -	**1:23.207**	4	9	**4.637**	0.575	85.62
14	90	**Edward WATSON**	Suzuki - Motorsportdays.com TEA Time Racing	**1:23.999**	3	4	**5.429**	0.792	84.81
15	137	**Charlie CRAWT**	Suzuki - Pass Bike Motorcycle Training Ltd	**1:24.065**	7	7	**5.495**	0.066	84.75
16	28	**Dominic VEASEY**	Suzuki - Veasey Racing	**1:24.345**	6	7	**5.775**	0.280	84.47
17	84	**Ricardo BRANCO**	Suzuki - IMP Racing	**1:24.622**	6	7	**6.052**	0.277	84.19
18	13	**Wil GREEN**	Suzuki - Faith Fueled Racing	**1:24.731**	7	9	**6.161**	0.109	84.08
19	181	**Robert FRANKLIN**	Suzuki - RCF GARDENS	**1:24.756**	6	9	**6.186**	0.025	84.06
20	444	**Mark WILLIAMS**	Suzuki - Universal Motorcycle Training	**1:25.464**	3	3	**6.894**	0.708	83.36
21	211	**Jordan WARING**	Suzuki - Beyond Timber Ltd	**1:26.613**	3	3	**8.043**	1.149	82.25
22	43	**Robert DAVIE**	Suzuki -	**1:27.921**	7	9	**9.351**	1.308	81.03
23	26	**Glynn DAVIES**	Suzuki -	**1:28.203**	2	3	**9.633**	0.282	80.77
24	71	**Graeme CARR**	Suzuki -	**1:28.272**	2	3	**9.702**	0.069	80.71
25	9	**Andrew WATSON**	Suzuki - TEA Time Racing	**1:28.599**	7	9	**10.029**	0.327	80.41
26	3	**Michael YATES**	Suzuki -	**1:32.228**	2	2	**13.658**	3.629	77.25
27	25	**Harrison DAY**	Suzuki -	**1:32.292**	5	6	**13.722**	0.064	77.19
28	48	**Shaun WALLIS**	Suzuki - Watling Tyres	**1:35.300**	2	3	**16.730**	3.008	74.76
29	167	**Elfed WEAVER**	Kawasaki - Trinity Racing	**1:39.305**	7	7	**20.735**	4.005	71.74
30	113	**Sam ELKINS**	Suzuki - Me Old Man	**1:43.363**	1	2	**24.793**	4.058	68.92
31	54	**Adam JAMISON**	Suzuki - AJ Racing			1			
32	23	**Claire BECKETT**	Suzuki - Cowpers Oak			1			
33	51	**Andrew DURANT**	Suzuki -			1			

*** No. 5 & 19 - Please fit a working transponder for Qualifying**

Donington Park National
Circuit Length = 1.9790 miles
Start: 11:12 Flag 11:25 End: 11:26

Weather / Track : Cloudy / Dry
These results are provisional until the conclusion of any judicial and technical matters.

Clerk Of Course :		Timekeeper :

Results can be found at www.tsl-timing.com

Printed - 11:26 Saturday, 16 June 2018

BMCRC - MRO Championships 2018 - Rnd 5 @ Donington Park

MRO Minitwins

FREE PRACTICE - SECTOR ANALYSIS

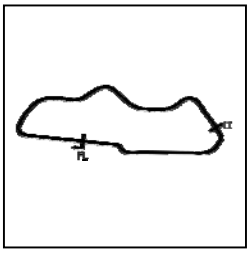

SECTOR 1 = FL to I1, SECTOR 2 = I1 to FL, DIFF = Difference To Personal Best Lap, P = Crossed Finish Line in Pit Lane, D = Time Disallowed

P1 4 Jake POVAH Suzuki - www.78plate.com

IDEAL LAP TIME : 1:18.409 BEST LAP TIME : 1:18.570 DIFFERENCE : 0.161

LAP	SECTOR 1	SECTOR 2	LAP TIME	MPH	DIFF	TIME OF DAY
1 -	57.268	29.011	1:26.279	82.57	7.709	11:14:15.123
2 -	52.890	28.581	1:21.471	87.45	2.901	11:15:36.594
3 -	52.010	27.988	1:19.998	89.06	1.428	11:16:56.592
4 -	51.091	27.479	***1:18.570*** **(1)**	***90.67***		***11:18:15.162***
5 -	51.936	27.569	1:19.505	89.61	0.935	11:19:34.667
6 -	52.014	27.462	1:19.476	89.64	0.906	11:20:54.143
7 -	51.580	27.819	1:19.399	89.73	0.829	11:22:13.542
8 -	51.175	27.447	1:18.622 **(2)**	90.61	0.052	11:23:32.164
9 -	52.546	***27.442***	1:19.988	89.07	1.418	11:24:52.152
10 -	***50.967***	27.666	1:18.633 **(3)**	90.60	0.063	11:26:10.785

P2 74 Daniel SINGLETON Suzuki - me

IDEAL LAP TIME : 1:19.386 BEST LAP TIME : 1:19.425 DIFFERENCE : 0.039

LAP	SECTOR 1	SECTOR 2	LAP TIME	MPH	DIFF	TIME OF DAY
1 -	59.624	29.686	1:29.310	79.77	9.885	11:14:21.957
2 -	53.973	28.732	1:22.705	86.14	3.280	11:15:44.662
3 -	53.671	28.645	1:22.316	86.55	2.891	11:17:06.978
4 -	52.653	28.193	1:20.846	88.12	1.421	11:18:27.824
5 -	52.470	27.990	1:20.460 **(3)**	88.54	1.035	11:19:48.284
6 -	***51.556***	27.869	***1:19.425*** **(1)**	***89.70***		***11:21:07.709***
7 -	53.695	28.397	1:22.092	86.78	2.667	11:22:29.801
8 -	51.611	29.197	1:20.808	88.16	1.383	11:23:50.609
9 -	52.333	28.523	1:20.856	88.11	1.431	11:25:11.465
10 -	52.098	***27.830***	1:19.928 **(2)**	89.13	0.503	11:26:31.393

P3 78 Keith POVAH Suzuki - The Park School Yeovil/E&A Gill Race Tech

IDEAL LAP TIME : 1:19.006 BEST LAP TIME : 1:19.461 DIFFERENCE : 0.455

LAP	SECTOR 1	SECTOR 2	LAP TIME	MPH	DIFF	TIME OF DAY
1 -	56.189	29.292	1:25.481	83.34	6.020	11:15:33.686
2 -	53.012	28.083	1:21.095	87.85	1.634	11:16:54.781
3 -	52.378	27.879	1:20.257	88.77	0.796	11:18:15.038
4 -	51.818	***27.737***	1:19.555 **(2)**	89.55	0.094	11:19:34.593
5 -	51.705	27.756	***1:19.461*** **(1)**	***89.66***		***11:20:54.054***
6 -	51.849	28.012	1:19.861 **(3)**	89.21	0.400	11:22:13.915
7 -	***51.269***	IN PIT	1:24.089 **P**	84.72	4.628	11:23:38.004

P4 777 Mason WILLIAMS Suzuki - MoreMoto

IDEAL LAP TIME : 1:19.692 BEST LAP TIME : 1:19.818 DIFFERENCE : 0.126

LAP	SECTOR 1	SECTOR 2	LAP TIME	MPH	DIFF	TIME OF DAY
1 -	55.102	28.902	1:24.004	84.81	4.186	11:14:06.522
2 -	53.318	28.479	1:21.797	87.10	1.979	11:15:28.319
3 -	52.467	28.780	1:21.247 **(3)**	87.69	1.429	11:16:49.566
4 -	52.208	28.115	1:20.323 **(2)**	88.69	0.505	11:18:09.889
5 -	51.936	***27.882***	***1:19.818*** **(1)**	***89.26***		***11:19:29.707***
6 -	***51.810***	IN PIT	1:23.316 **P**	85.51	3.498	11:20:53.023

P5 86 Paul WITHERINGTON Suzuki - P&R plumbing

IDEAL LAP TIME : 1:20.231 BEST LAP TIME : 1:20.231 DIFFERENCE : 0.000

LAP	SECTOR 1	SECTOR 2	LAP TIME	MPH	DIFF	TIME OF DAY
1 -	58.984	30.902	1:29.886	79.26	9.655	11:14:14.176
2 -	54.863	30.410	1:25.273	83.55	5.042	11:15:39.449
3 -	54.933	28.613	1:23.546	85.27	3.315	11:17:02.995
4 -	53.206	28.320	1:21.526 **(3)**	87.39	1.295	11:18:24.521
5 -	52.679	28.300	1:20.979 **(2)**	87.98	0.748	11:19:45.500
6 -	***52.149***	***28.082***	***1:20.231*** **(1)**	***88.80***		***11:21:05.731***
7 -	54.757	29.890	1:24.647	84.16	4.416	11:22:30.378

Weather / Track : Cloudy / Dry

Donington Park National
Circuit Length = 1.9790 miles
Start: 11:12 Flag 11:25 End: 11:26

BMCRC - MRO Championships 2018 - Rnd 5 @ Donington Park

MRO Minitwins

FREE PRACTICE - SECTOR ANALYSIS

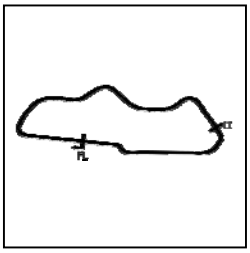

SECTOR 1 = FL to I1, SECTOR 2 = I1 to FL, DIFF = Difference To Personal Best Lap, P = Crossed Finish Line in Pit Lane, D = Time Disallowed

P6 155 Richard HARRIS Suzuki - HP Racing

IDEAL LAP TIME : 1:20.347 BEST LAP TIME : 1:20.347 DIFFERENCE : 0.000

LAP	SECTOR 1	SECTOR 2	LAP TIME	MPH	DIFF	TIME OF DAY
1 -	59.007	29.660	1:28.667	80.35	8.320	11:14:17.701
2 -	54.658	29.388	1:24.046	84.77	3.699	11:15:41.747
3 -	54.336	29.049	1:23.385	85.44	3.038	11:17:05.132
4 -	53.105	28.742	1:21.847	87.04	1.500	11:18:26.979
5 -	52.869	28.359	1:21.228 **(2)**	87.71	0.881	11:19:48.207
6 -	***52.159***	***28.188***	***1:20.347 (1)***	***88.67***		***11:21:08.554***
7 -	53.808	28.309	1:22.117	86.76	1.770	11:22:30.671
8 -	52.891	28.550	1:21.441 **(3)**	87.48	1.094	11:23:52.112

P7 97 Jake PACKHAM Suzuki - Gasoline alley

IDEAL LAP TIME : 1:20.771 BEST LAP TIME : 1:20.771 DIFFERENCE : 0.000

LAP	SECTOR 1	SECTOR 2	LAP TIME	MPH	DIFF	TIME OF DAY
1 -	1:03.143	30.039	1:33.182	76.45	12.411	11:14:28.623
2 -	57.385	29.155	1:26.540	82.32	5.769	11:15:55.163
3 -	55.174	28.607	1:23.781	85.03	3.010	11:17:18.944
4 -	53.314	28.217	1:21.531 **(3)**	87.38	0.760	11:18:40.475
5 -	***52.712***	***28.059***	***1:20.771 (1)***	***88.20***		***11:20:01.246***
6 -	53.122	47.105	1:40.227	71.08	19.456	11:21:41.473
7 -	54.251	28.742	1:22.993	85.84	2.222	11:23:04.466
8 -	52.845	28.622	1:21.467 **(2)**	87.45	0.696	11:24:25.933
9 -	54.343	28.975	1:23.318	85.51	2.547	11:25:49.251

P8 19 Kevin LILLEY Suzuki - Vanson Leathers

IDEAL LAP TIME : BEST LAP TIME : 1:20.949 DIFFERENCE :

LAP	SECTOR 1	SECTOR 2	LAP TIME	MPH	DIFF	TIME OF DAY
1 -			1:25.414	83.41	4.465	11:14:42.031
2 -			1:25.591	83.24	4.642	11:16:07.622
3 -			1:22.903	85.93	1.954	11:17:30.525
4 -			1:22.426	86.43	1.477	11:18:52.951
5 -			1:21.860 **(3)**	87.03	0.911	11:20:14.811
6 -			1:22.267	86.60	1.318	11:21:37.078
7 -			***1:20.949 (1)***	***88.01***		***11:22:58.027***
8 -			1:22.451	86.41	1.502	11:24:20.478
9 -			1:21.744 **(2)**	87.15	0.795	11:25:42.222

P9 96 Dan HARRIS Suzuki - HP Racing

IDEAL LAP TIME : 1:20.706 BEST LAP TIME : 1:20.962 DIFFERENCE : 0.256

LAP	SECTOR 1	SECTOR 2	LAP TIME	MPH	DIFF	TIME OF DAY
1 -	58.688	29.949	1:28.637	80.38	7.675	11:14:16.949
2 -	54.219	28.721	1:22.940	85.90	1.978	11:15:39.889
3 -	55.133	28.666	1:23.799	85.02	2.837	11:17:03.688
4 -	53.074	28.524	1:21.598	87.31	0.636	11:18:25.286
5 -	52.701	***28.261***	***1:20.962 (1)***	***87.99***		***11:19:46.248***
6 -	52.650	28.388	1:21.038 **(3)**	87.91	0.076	11:21:07.286
7 -	55.250	28.544	1:23.794	85.02	2.832	11:22:31.080
8 -	52.812	28.404	1:21.216	87.72	0.254	11:23:52.296
9 -	***52.445***	28.557	1:21.002 **(2)**	87.95	0.040	11:25:13.298
10 -	52.774	28.327	1:21.101	87.84	0.139	11:26:34.399

P10 76 Phillip RODGERS Suzuki - pinbadgelab.co.uk

IDEAL LAP TIME : 1:22.133 BEST LAP TIME : 1:22.364 DIFFERENCE : 0.231

LAP	SECTOR 1	SECTOR 2	LAP TIME	MPH	DIFF	TIME OF DAY
1 -	1:04.377	31.187	1:35.564	74.55	13.200	11:14:31.863
2 -	56.370	31.086	1:27.456	81.46	5.092	11:15:59.319
3 -	55.428	29.818	1:25.246	83.57	2.882	11:17:24.565

Weather / Track : Cloudy / Dry

Donington Park National
Circuit Length = 1.9790 miles
Start: 11:12 Flag 11:25 End: 11:26

BMCRC - MRO Championships 2018 - Rnd 5 @ Donington Park

MRO Minitwins

FREE PRACTICE - SECTOR ANALYSIS

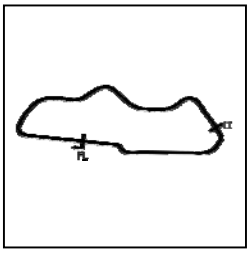

SECTOR 1 = FL to I1, SECTOR 2 = I1 to FL, DIFF = Difference To Personal Best Lap, P = Crossed Finish Line in Pit Lane, D = Time Disallowed

4 -	55.028	29.348	1:24.376		84.43	2.012	11:18:48.941
5 -	53.961	29.119	1:23.080		85.75	0.716	11:20:12.021
6 -	53.336	29.471	1:22.807	(3)	86.03	0.443	11:21:34.828
7 -	***53.299***	29.127	1:22.426	(2)	86.43	0.062	11:22:57.254
8 -	53.379	30.484	1:23.863		84.95	1.499	11:24:21.117
9 -	53.530	***28.834***	***1:22.364***	**(1)**	***86.50***		***11:25:43.481***

P11 184 David TWYFORD Suzuki -

IDEAL LAP TIME : 1:22.146 BEST LAP TIME : 1:22.470 DIFFERENCE : 0.324

LAP	SECTOR 1	SECTOR 2	LAP TIME		MPH	DIFF	TIME OF DAY
1 -		31.532	1:50.516		64.46	28.046	11:16:51.747
2 -	56.955	29.506	1:26.461		82.40	3.991	11:18:18.208
3 -	54.900	28.984	1:23.884		84.93	1.414	11:19:42.092
4 -	54.220	29.016	1:23.236	(3)	85.59	0.766	11:21:05.328
5 -	53.826	***28.644***	***1:22.470***	**(1)**	***86.39***		***11:22:27.798***
6 -	***53.502***	28.969	1:22.471	(2)	86.38	0.001	11:23:50.269
7 -	53.949	29.699	1:23.648		85.17	1.178	11:25:13.917
8 -	54.802	IN PIT	1:30.362	**P**	78.84	7.892	11:26:44.279

P12 5 Barry MANTELL Suzuki - Swedish car connection

IDEAL LAP TIME : BEST LAP TIME : 1:22.632 DIFFERENCE :

LAP	SECTOR 1	SECTOR 2	LAP TIME		MPH	DIFF	TIME OF DAY
1 -			1:31.065		78.23	8.433	11:14:22.732
2 -			1:27.983		80.97	5.351	11:15:50.715
3 -			1:25.226		83.59	2.594	11:17:15.941
4 -			1:23.268		85.56	0.636	11:18:39.209
5 -			1:22.830	(2)	86.01	0.198	11:20:02.039
6 -			1:22.922	(3)	85.91	0.290	11:21:24.961
7 -			***1:22.632***	**(1)**	***86.22***		***11:22:47.593***

P13 81 Malvern MAY Suzuki -

IDEAL LAP TIME : 1:23.137 BEST LAP TIME : 1:23.207 DIFFERENCE : 0.070

LAP	SECTOR 1	SECTOR 2	LAP TIME		MPH	DIFF	TIME OF DAY
1 -	59.112	32.620	1:31.732		77.66	8.525	11:14:21.673
2 -	55.849	30.874	1:26.723		82.15	3.516	11:15:48.396
3 -	54.605	***29.033***	1:23.638	(2)	85.18	0.431	11:17:12.034
4 -	***54.104***	29.103	***1:23.207***	**(1)**	***85.62***		***11:18:35.241***
5 -	55.069	29.427	1:24.496	(3)	84.31	1.289	11:19:59.737
6 -	55.936	29.163	1:25.099		83.72	1.892	11:21:24.836
7 -	55.657	29.047	1:24.704		84.11	1.497	11:22:49.540
8 -	56.277	29.570	1:25.847		82.99	2.640	11:24:15.387
9 -	56.209	29.749	1:25.958		82.88	2.751	11:25:41.345

P14 90 Edward WATSON Suzuki - Motorsportdays.com TEA Time Racing

IDEAL LAP TIME : 1:23.999 BEST LAP TIME : 1:23.999 DIFFERENCE : 0.000

LAP	SECTOR 1	SECTOR 2	LAP TIME		MPH	DIFF	TIME OF DAY
1 -	1:00.761	30.684	1:31.445		77.91	7.446	11:14:22.045
2 -	57.773	29.916	1:27.689	(3)	81.24	3.690	11:15:49.734
3 -	***54.655***	***29.344***	***1:23.999***	**(1)**	***84.81***		***11:17:13.733***
4 -	55.195	31.278	1:26.473	(2)	82.39	2.474	11:18:40.206

P15 137 Charlie CRAWT Suzuki - Pass Bike Motorcycle Training Ltd

IDEAL LAP TIME : 1:24.065 BEST LAP TIME : 1:24.065 DIFFERENCE : 0.000

LAP	SECTOR 1	SECTOR 2	LAP TIME		MPH	DIFF	TIME OF DAY
1 -			1:31.886		77.53	7.821	11:17:42.072
2 -	59.049	31.142	1:30.191		78.99	6.126	11:19:12.263
3 -	58.072	30.378	1:28.450		80.54	4.385	11:20:40.713
4 -	55.843	29.901	1:25.744		83.09	1.679	11:22:06.457
5 -	55.763	29.385	1:25.148	(2)	83.67	1.083	11:23:31.605

Weather / Track : Cloudy / Dry

Donington Park National
Circuit Length = 1.9790 miles
Start: 11:12 Flag 11:25 End: 11:26

BMCRC - MRO Championships 2018 - Rnd 5 @ Donington Park

MRO Minitwins

FREE PRACTICE - SECTOR ANALYSIS

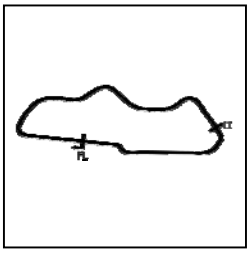

SECTOR 1 = FL to I1, SECTOR 2 = I1 to FL, DIFF = Difference To Personal Best Lap, P = Crossed Finish Line in Pit Lane, D = Time Disallowed

6 -	56.369	29.323	1:25.692	(3)	83.14	1.627	11:24:57.297
7 -	***55.198***	***28.867***	***1:24.065***	**(1)**	***84.75***		***11:26:21.362***

P16 28 Dominic VEASEY

Suzuki - Veasey Racing

IDEAL LAP TIME : 1:24.345 BEST LAP TIME : 1:24.345 DIFFERENCE : 0.000

LAP	SECTOR 1	SECTOR 2	LAP TIME		MPH	DIFF	TIME OF DAY
1 -	1:02.246	31.028	1:33.274		76.38	8.929	11:14:25.265
2 -	59.595	30.324	1:29.919	(3)	79.23	5.574	11:15:55.184
3 -	59.245	IN PIT	1:34.076	P	75.73	9.731	11:17:29.260
4 -		30.140	2:28.946		47.83	1:04.601	11:19:58.206
5 -	55.894	29.932	1:25.826	(2)	83.01	1.481	11:21:24.032
6 -	***55.371***	***28.974***	***1:24.345***	**(1)**	***84.47***		***11:22:48.377***
7 -	57.126	IN PIT	1:31.803	P	77.60	7.458	11:24:20.180

P17 84 Ricardo BRANCO

Suzuki - IMP Racing

IDEAL LAP TIME : 1:24.347 BEST LAP TIME : 1:24.622 DIFFERENCE : 0.275

LAP	SECTOR 1	SECTOR 2	LAP TIME		MPH	DIFF	TIME OF DAY
1 -	58.212	30.986	1:29.198		79.87	4.576	11:14:14.770
2 -	56.918	29.538	1:26.456	(3)	82.40	1.834	11:15:41.226
3 -		IN PIT	2:16.009	P	52.38	51.387	11:17:57.235
4 -	OUTLAP	30.142	1:42.796		69.30	18.174	11:19:40.031
5 -	55.148	29.811	1:24.959	(2)	83.85	0.337	11:21:04.990
6 -	55.246	***29.376***	***1:24.622***	**(1)**	***84.19***		***11:22:29.612***
7 -	***54.971***	IN PIT	1:28.706	P	80.31	4.084	11:23:58.318

P18 13 Wil GREEN

Suzuki - Faith Fueled Racing

IDEAL LAP TIME : 1:24.563 BEST LAP TIME : 1:24.731 DIFFERENCE : 0.168

LAP	SECTOR 1	SECTOR 2	LAP TIME		MPH	DIFF	TIME OF DAY
1 -	1:06.507	34.131	1:40.638		70.79	15.907	11:14:38.020
2 -	1:02.429	32.070	1:34.499		75.39	9.768	11:16:12.519
3 -	58.949	31.517	1:30.466		78.75	5.735	11:17:42.985
4 -	58.286	31.251	1:29.537		79.57	4.806	11:19:12.522
5 -	56.465	30.898	1:27.363		81.55	2.632	11:20:39.885
6 -	55.679	30.235	1:25.914	(3)	82.92	1.183	11:22:05.799
7 -	***54.970***	29.761	***1:24.731***	**(1)**	***84.08***		***11:23:30.530***
8 -	56.751	30.092	1:26.843		82.04	2.112	11:24:57.373
9 -	55.476	***29.593***	1:25.069	(2)	83.75	0.338	11:26:22.442

P19 181 Robert FRANKLIN

Suzuki - RCF GARDENS

IDEAL LAP TIME : 1:24.397 BEST LAP TIME : 1:24.756 DIFFERENCE : 0.359

LAP	SECTOR 1	SECTOR 2	LAP TIME		MPH	DIFF	TIME OF DAY
1 -	1:03.161	30.988	1:34.149		75.67	9.393	11:14:24.491
2 -	59.650	30.314	1:29.964		79.19	5.208	11:15:54.455
3 -	58.827	***29.789***	1:28.616		80.39	3.860	11:17:23.071
4 -	56.541	29.864	1:26.405		82.45	1.649	11:18:49.476
5 -	55.505	30.019	1:25.524	(3)	83.30	0.768	11:20:15.000
6 -	54.962	29.794	***1:24.756***	**(1)**	***84.06***		***11:21:39.756***
7 -	***54.608***	32.270	1:26.878		82.00	2.122	11:23:06.634
8 -	55.152	29.876	1:25.028	(2)	83.79	0.272	11:24:31.662
9 -	56.368	29.966	1:26.334		82.52	1.578	11:25:57.996

P20 444 Mark WILLIAMS

Suzuki - Universal Motorcycle Training

IDEAL LAP TIME : 1:25.377 BEST LAP TIME : 1:25.464 DIFFERENCE : 0.087

LAP	SECTOR 1	SECTOR 2	LAP TIME		MPH	DIFF	TIME OF DAY
1 -	1:00.906	30.027	1:30.933	(3)	78.35	5.469	11:14:16.622
2 -	56.517	***29.582***	1:26.099	(2)	82.74	0.635	11:15:42.721
3 -	***55.795***	29.669	***1:25.464***	**(1)**	***83.36***		***11:17:08.185***

Weather / Track : Cloudy / Dry

Donington Park National
Circuit Length = 1.9790 miles
Start: 11:12 Flag 11:25 End: 11:26

BMCRC - MRO Championships 2018 - Rnd 5 @ Donington Park

MRO Minitwins

FREE PRACTICE - SECTOR ANALYSIS

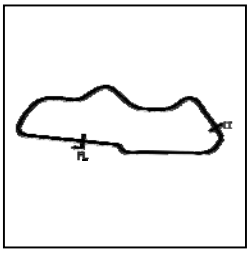

SECTOR 1 = FL to I1, SECTOR 2 = I1 to FL, DIFF = Difference To Personal Best Lap, P = Crossed Finish Line in Pit Lane, D = Time Disallowed

P21 211 Jordan WARING Suzuki - Beyond Timber Ltd

IDEAL LAP TIME : 1:26.613 BEST LAP TIME : 1:26.613 DIFFERENCE : 0.000

LAP	SECTOR 1	SECTOR 2	LAP TIME		MPH	DIFF	TIME OF DAY
1 -	1:01.888	32.504	1:34.392	(3)	75.47	7.779	11:14:21.924
2 -	57.605	30.306	1:27.911	(2)	81.04	1.298	11:15:49.835
3 -	***56.414***	***30.199***	***1:26.613***	**(1)**	***82.25***		***11:17:16.448***

P22 43 Robert DAVIE Suzuki -

IDEAL LAP TIME : 1:27.906 BEST LAP TIME : 1:27.921 DIFFERENCE : 0.015

LAP	SECTOR 1	SECTOR 2	LAP TIME		MPH	DIFF	TIME OF DAY
1 -	1:03.927	32.415	1:36.342		73.95	8.421	11:14:29.932
2 -	1:00.184	32.648	1:32.832		76.74	4.911	11:16:02.764
3 -	59.752	31.730	1:31.482		77.88	3.561	11:17:34.246
4 -	58.638	31.226	1:29.864		79.28	1.943	11:19:04.110
5 -	58.006	30.528	1:28.534		80.47	0.613	11:20:32.644
6 -	57.861	30.420	1:28.281	(3)	80.70	0.360	11:22:00.925
7 -	***57.748***	30.173	***1:27.921***	**(1)**	***81.03***		***11:23:28.846***
8 -	59.092	30.800	1:29.892		79.25	1.971	11:24:58.738
9 -	57.932	***30.158***	1:28.090	(2)	80.87	0.169	11:26:26.828

P23 26 Glynn DAVIES Suzuki -

IDEAL LAP TIME : 1:26.799 BEST LAP TIME : 1:28.203 DIFFERENCE : 1.404

LAP	SECTOR 1	SECTOR 2	LAP TIME		MPH	DIFF	TIME OF DAY
1 -	1:01.899	33.072	1:34.971	(2)	75.01	6.768	11:14:21.958
2 -	58.488	***29.715***	***1:28.203***	**(1)**	***80.77***		***11:15:50.161***
3 -	***57.084***	IN PIT	1:32.981	**P**	76.62	4.778	11:17:23.142

P24 71 Graeme CARR Suzuki -

IDEAL LAP TIME : 1:28.272 BEST LAP TIME : 1:28.272 DIFFERENCE : 0.000

LAP	SECTOR 1	SECTOR 2	LAP TIME		MPH	DIFF	TIME OF DAY
1 -	1:04.976	31.375	1:36.351	(2)	73.94	8.079	11:15:36.968
2 -	***57.814***	***30.458***	***1:28.272***	**(1)**	***80.71***		***11:17:05.240***
3 -	59.278	IN PIT	1:39.213	**P**	71.81	10.941	11:18:44.453

P25 9 Andrew WATSON Suzuki - TEA Time Racing

IDEAL LAP TIME : 1:28.500 BEST LAP TIME : 1:28.599 DIFFERENCE : 0.099

LAP	SECTOR 1	SECTOR 2	LAP TIME		MPH	DIFF	TIME OF DAY
1 -	1:02.471	30.765	1:33.236		76.41	4.637	11:14:24.071
2 -	59.923	***30.182***	1:30.105		79.07	1.506	11:15:54.176
3 -	59.140	30.725	1:29.865		79.28	1.266	11:17:24.041
4 -	58.946	30.494	1:29.440	(3)	79.65	0.841	11:18:53.481
5 -	58.682	30.741	1:29.423	(2)	79.67	0.824	11:20:22.904
6 -	59.044	30.610	1:29.654		79.46	1.055	11:21:52.558
7 -	***58.318***	30.281	***1:28.599***	**(1)**	***80.41***		***11:23:21.157***
8 -	59.213	30.959	1:30.172		79.01	1.573	11:24:51.329
9 -	59.528	30.223	1:29.751		79.38	1.152	11:26:21.080

P26 3 Michael YATES Suzuki -

IDEAL LAP TIME : 1:32.172 BEST LAP TIME : 1:32.228 DIFFERENCE : 0.056

LAP	SECTOR 1	SECTOR 2	LAP TIME		MPH	DIFF	TIME OF DAY
1 -	1:06.291	***32.528***	1:38.819	(2)	72.09	6.591	11:15:39.490
2 -	***59.644***	32.584	***1:32.228***	**(1)**	***77.25***		***11:17:11.718***

P27 25 Harrison DAY Suzuki -

IDEAL LAP TIME : 1:31.286 BEST LAP TIME : 1:32.292 DIFFERENCE : 1.006

LAP	SECTOR 1	SECTOR 2	LAP TIME	MPH	DIFF	TIME OF DAY
1 -	1:09.177	33.084	1:42.261	69.67	9.969	11:14:35.977

Weather / Track : Cloudy / Dry

Donington Park National
Circuit Length = 1.9790 miles
Start: 11:12 Flag 11:25 End: 11:26

BMCRC - MRO Championships 2018 - Rnd 5 @ Donington Park

MRO Minitwins

FREE PRACTICE - SECTOR ANALYSIS

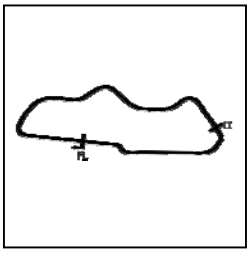

SECTOR 1 = FL to I1, SECTOR 2 = I1 to FL, DIFF = Difference To Personal Best Lap, P = Crossed Finish Line in Pit Lane, D = Time Disallowed

2 -	1:03.948	31.941	1:35.889		74.30	3.597	11:16:11.866
3 -	1:02.098	31.553	1:33.651	(3)	76.07	1.359	11:17:45.517
4 -	1:01.867	31.569	1:33.436	(2)	76.25	1.144	11:19:18.953
5 -	1:01.116	***31.176***	***1:32.292***	(1)	***77.19***		***11:20:51.245***
6 -	***1:00.110***	IN PIT	1:38.693	P	72.18	6.401	11:22:29.938

P28 48 Shaun WALLIS Suzuki - Watling Tyres

IDEAL LAP TIME : 1:34.134 BEST LAP TIME : 1:35.300 DIFFERENCE : 1.166

LAP	SECTOR 1	SECTOR 2	LAP TIME		MPH	DIFF	TIME OF DAY
1 -	1:08.658	34.584	1:43.242	(2)	69.00	7.942	11:14:37.785
2 -	1:02.702	***32.598***	***1:35.300***	(1)	***74.76***		***11:16:13.085***
3 -	***1:01.536***	IN PIT	1:40.853	P	70.64	5.553	11:17:53.938

P29 167 Elfed WEAVER Kawasaki - Trinity Racing

IDEAL LAP TIME : 1:38.627 BEST LAP TIME : 1:39.305 DIFFERENCE : 0.678

LAP	SECTOR 1	SECTOR 2	LAP TIME		MPH	DIFF	TIME OF DAY
1 -	1:06.354	35.260	1:41.614		70.11	2.309	11:16:02.915
2 -	1:05.222	***34.264***	1:39.486	(2)	71.61	0.181	11:17:42.401
3 -	1:05.641	34.316	1:39.957	(3)	71.27	0.652	11:19:22.358
4 -	1:06.503	35.113	1:41.616		70.11	2.311	11:21:03.974
5 -	1:05.948	34.660	1:40.608		70.81	1.303	11:22:44.582
6 -	1:05.537	34.866	1:40.403		70.96	1.098	11:24:24.985
7 -	***1:04.363***	34.942	***1:39.305***	(1)	***71.74***		***11:26:04.290***

P30 113 Sam ELKINS Suzuki - Me Old Man

IDEAL LAP TIME : 1:38.552 BEST LAP TIME : 1:43.363 DIFFERENCE : 4.811

LAP	SECTOR 1	SECTOR 2	LAP TIME		MPH	DIFF	TIME OF DAY
1 -	1:08.144	***35.219***	***1:43.363***	(1)	***68.92***		***11:14:38.837***
2 -	***1:03.333***	IN PIT	1:45.961	P	67.23	2.598	11:16:24.798

P31 54 Adam JAMISON Suzuki - AJ Racing

IDEAL LAP TIME : BEST LAP TIME : DIFFERENCE :

LAP	SECTOR 1	SECTOR 2	LAP TIME		MPH	DIFF	TIME OF DAY
1 -	***1:02.784***	***IN PIT***	1:43.686	P	68.71		11:14:29.083

P32 23 Claire BECKETT Suzuki - Cowpers Oak

IDEAL LAP TIME : BEST LAP TIME : DIFFERENCE :

LAP	SECTOR 1	SECTOR 2	LAP TIME		MPH	DIFF	TIME OF DAY
1 -	***1:04.342***	***IN PIT***	1:42.949	P	69.20		11:14:35.948

P33 51 Andrew DURANT Suzuki -

IDEAL LAP TIME : BEST LAP TIME : DIFFERENCE :

LAP	SECTOR 1	SECTOR 2	LAP TIME		MPH	DIFF	TIME OF DAY
1 -	***1:08.590***	***IN PIT***	2:01.483	P	58.64		11:14:54.896

Weather / Track : Cloudy / Dry

Donington Park National
Circuit Length = 1.9790 miles
Start: 11:12 Flag 11:25 End: 11:26

BMCRC - MRO Championships 2018 - Rnd 5 @ Donington Park

MRO Minitwins

FREE PRACTICE - BEST SECTORS

SECTOR 1

POS	NO	NAME	TIME
1	4	POVAH	50.967
2	78	POVAH	51.269
3	74	SINGLETON	51.556
4	777	WILLIAMS	51.810
5	86	WITHERINGTON	52.149
6	155	HARRIS	52.159
7	96	HARRIS	52.445
8	97	PACKHAM	52.712
9	76	RODGERS	53.299
10	184	TWYFORD	53.502
11	81	MAY	54.104
12	181	FRANKLIN	54.608
13	90	WATSON	54.655
14	13	GREEN	54.970
15	84	BRANCO	54.971
16	137	CRAWT	55.198
17	28	VEASEY	55.371
18	444	WILLIAMS	55.795
19	211	WARING	56.414
20	26	DAVIES	57.084
21	43	DAVIE	57.748
22	71	CARR	57.814
23	9	WATSON	58.318
24	3	YATES	59.644
25	25	DAY	1:00.110
26	48	WALLIS	1:01.536
27	54	JAMISON	1:02.784
28	113	ELKINS	1:03.333
29	23	BECKETT	1:04.342
30	167	WEAVER	1:04.363
31	51	DURANT	1:08.590
32			
33			

SECTOR 2

NO	NAME	TIME
4	POVAH	27.442
78	POVAH	27.737
74	SINGLETON	27.830
777	WILLIAMS	27.882
97	PACKHAM	28.059
86	WITHERINGTON	28.082
155	HARRIS	28.188
96	HARRIS	28.261
184	TWYFORD	28.644
76	RODGERS	28.834
137	CRAWT	28.867
28	VEASEY	28.974
81	MAY	29.033
90	WATSON	29.344
84	BRANCO	29.376
444	WILLIAMS	29.582
13	GREEN	29.593
26	DAVIES	29.715
181	FRANKLIN	29.789
43	DAVIE	30.158
9	WATSON	30.182
211	WARING	30.199
71	CARR	30.458
25	DAY	31.176
3	YATES	32.528
48	WALLIS	32.598
167	WEAVER	34.264
113	ELKINS	35.219

IDEAL / BEST COMPARISON

		PERFECT LAP	1:18.409		
POS	NO	NAME	IDEAL	BEST	DIFF
1	4	POVAH	1:18.409	1:18.570	0.161
2	78	POVAH	1:19.006	1:19.461	0.455
3	74	SINGLETON	1:19.386	1:19.425	0.039
4	777	WILLIAMS	1:19.692	1:19.818	0.126
5	86	WITHERINGTON	1:20.231	1:20.231	0.000
6	155	HARRIS	1:20.347	1:20.347	0.000
7	96	HARRIS	1:20.706	1:20.962	0.256
8	97	PACKHAM	1:20.771	1:20.771	0.000
9	76	RODGERS	1:22.133	1:22.364	0.231
10	184	TWYFORD	1:22.146	1:22.470	0.324
11	81	MAY	1:23.137	1:23.207	0.070
12	90	WATSON	1:23.999	1:23.999	0.000
13	137	CRAWT	1:24.065	1:24.065	0.000
14	28	VEASEY	1:24.345	1:24.345	0.000
15	84	BRANCO	1:24.347	1:24.622	0.275
16	181	FRANKLIN	1:24.397	1:24.756	0.359
17	13	GREEN	1:24.563	1:24.731	0.168
18	444	WILLIAMS	1:25.377	1:25.464	0.087
19	211	WARING	1:26.613	1:26.613	0.000
20	26	DAVIES	1:26.799	1:28.203	1.404
21	43	DAVIE	1:27.906	1:27.921	0.015
22	71	CARR	1:28.272	1:28.272	0.000
23	9	WATSON	1:28.500	1:28.599	0.099
24	25	DAY	1:31.286	1:32.292	1.006
25	3	YATES	1:32.172	1:32.228	0.056
26	48	WALLIS	1:34.134	1:35.300	1.166
27	113	ELKINS	1:38.552	1:43.363	4.811
28	167	WEAVER	1:38.627	1:39.305	0.678
29	51	DURANT			
30	54	JAMISON			
31	23	BECKETT			
32	19	LILLEY		1:20.949	
33	5	MANTELL		1:22.632	

Weather / Track : Cloudy / Dry

Donington Park National
Circuit Length = 1.9790 miles
Start: 11:12 Flag 11:25 End: 11:26

Results can be found at www.tsl-timing.com

Printed - 11:27 Saturday, 16 June 2018

BMCRC - MRO Championships 2018 - Rnd 5 @ Donington Park

MRO Minitwins

QUALIFYING - CLASSIFICATION

POS	NO	NAME	ENTRY	TIME	ON	LAPS	GAP	DIFF	MPH
1	78	Keith POVAH	Suzuki - The Park School Yeovil/E&A Gill Race Tech	1:17.389	7	8			92.06
2	4	Jake POVAH	Suzuki - www.78plate.com	1:18.005	6	9	0.616	0.616	91.33
3	74	Daniel SINGLETON	Suzuki - me	1:18.123	9	9	0.734	0.118	91.19
4	86	Paul WITHERINGTON	Suzuki - P&R plumbing	1:18.132	4	10	0.743	0.009	91.18
5	777	Mason WILLIAMS	Suzuki - MoreMoto	1:18.166	7	8	0.777	0.034	91.14
6	3	Michael YATES	Suzuki -	1:18.210	8	10	0.821	0.044	91.09
7	444	Mark WILLIAMS	Suzuki - Universal Motorcycle Training	1:18.603	10	10	1.214	0.393	90.64
8	97	Jake PACKHAM	Suzuki - Gasoline alley	1:18.626	8	10	1.237	0.023	90.61
9	184	David TWYFORD	Suzuki -	1:19.203	8	9	1.814	0.577	89.95
10	96	Dan HARRIS	Suzuki - HP Racing	1:19.538	7	10	2.149	0.335	89.57
11	76	Phillip RODGERS	Suzuki - pinbadgelab.co.uk	1:19.866	8	9	2.477	0.328	89.20
12	113	Sam ELKINS	Suzuki - Me Old Man	1:20.068	8	9	2.679	0.202	88.98
13	71	Graeme CARR	Suzuki -	1:20.078	8	9	2.689	0.010	88.97
14	19	Kevin LILLEY	Suzuki - Vanson Leathers	1:20.215	8	10	2.826	0.137	88.81
15	5	Barry MANTELL	Suzuki - Swedish car connection	1:20.288	8	10	2.899	0.073	88.73
16	26	Glynn DAVIES	Suzuki -	1:20.392	3	3	3.003	0.104	88.62
17	155	Richard HARRIS	Suzuki - HP Racing	1:20.908	5	7	3.519	0.516	88.05
18	54	Adam JAMISON	Suzuki - AJ Racing	1:20.967	7	9	3.578	0.059	87.99
19	81	Malvern MAY	Suzuki -	1:21.167	6	10	3.778	0.200	87.77
20	90	Edward WATSON	Suzuki - Motorsportdays.com TEA Time Racing	1:21.225	8	9	3.836	0.058	87.71
21	28	Dominic VEASEY	Suzuki - Veasey Racing	1:21.533	8	9	4.144	0.308	87.38
22	211	Jordan WARING	Suzuki - Beyond Timber Ltd	1:21.696	8	9	4.307	0.163	87.20
23	45	Tom STEVENS	Suzuki -	1:21.749	7	9	4.360	0.053	87.15
24	555	Nick FORD	Suzuki -	1:21.915	8	9	4.526	0.166	86.97
25	84	Ricardo BRANCO	Suzuki - IMP Racing	1:22.153	9	9	4.764	0.238	86.72
26	48	Shaun WALLIS	Suzuki - Watling Tyres	1:22.644	9	9	5.255	0.491	86.20
27	137	Charlie CRAWT	Suzuki - Pass Bike Motorcycle Training Ltd	1:22.868	9	9	5.479	0.224	85.97
28	25	Harrison DAY	Suzuki -	1:23.333	9	9	5.944	0.465	85.49
29	13	Wil GREEN	Suzuki - Faith Fueled Racing	1:24.046	3	7	6.657	0.713	84.77
30	131	Christopher EVANS	Suzuki - C.E PILATES	1:25.069	8	9	7.680	1.023	83.75
31	181	Robert FRANKLIN	Suzuki - RCF GARDENS	1:25.505	5	9	8.116	0.436	83.32
32	43	Robert DAVIE	Suzuki -	1:25.923	8	9	8.534	0.418	82.91
33	51	Andrew DURANT	Suzuki -	1:26.245	9	9	8.856	0.322	82.60
34	23	Claire BECKETT	Suzuki - Cowpers Oak	1:27.406	9	9	10.017	1.161	81.51
35	9	Andrew WATSON	Suzuki - TEA Time Racing	1:27.666	4	7	10.277	0.260	81.27
36	167	Elfed WEAVER	Kawasaki - Trinity Racing			1			

Donington Park National
Circuit Length = 1.9790 miles
Start: 14:36 Flag 14:49 End: 14:50

Weather / Track : Bright / Dry

These results are provisional until the conclusion of any judicial and technical matters.

Clerk Of Course :		Timekeeper :

Results can be found at www.tsl-timing.com

Printed - 14:51 Saturday, 16 June 2018

BMCRC - MRO Championships 2018 - Rnd 5 @ Donington Park

MRO Minitwins

QUALIFYING - SECTOR ANALYSIS

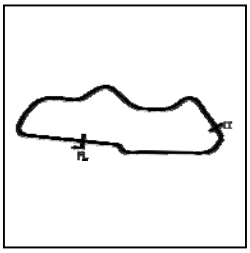

SECTOR 1 = FL to I1, SECTOR 2 = I1 to FL, DIFF = Difference To Personal Best Lap, P = Crossed Finish Line in Pit Lane, D = Time Disallowed

P1 78 Keith POVAH — Suzuki - The Park School Yeovil/E&A Gill Race Tech

IDEAL LAP TIME : 1:17.302 BEST LAP TIME : 1:17.389 DIFFERENCE : 0.087

LAP	SECTOR 1	SECTOR 2	LAP TIME		MPH	DIFF	TIME OF DAY
1 -	53.054	27.734	1:20.788		88.18	3.399	14:37:59.318
2 -	51.372	27.789	1:19.161		90.00	1.772	14:39:18.479
3 -	51.082	27.563	1:18.645		90.59	1.256	14:40:37.124
4 -	50.701	27.309	1:18.010	(3)	91.32	0.621	14:41:55.134
5 -	50.601	27.492	1:18.093		91.23	0.704	14:43:13.227
6 -	50.394	***27.143***	1:17.537	(2)	91.88	0.148	14:44:30.764
7 -	***50.159***	27.230	***1:17.389***	(1)	***92.06***		***14:45:48.153***
8 -	51.474	IN PIT	1:23.617	P	85.20	6.228	14:47:11.770

P2 4 Jake POVAH — Suzuki - www.78plate.com

IDEAL LAP TIME : 1:17.715 BEST LAP TIME : 1:18.005 DIFFERENCE : 0.290

LAP	SECTOR 1	SECTOR 2	LAP TIME		MPH	DIFF	TIME OF DAY
1 -	53.441	27.642	1:21.083		87.86	3.078	14:38:00.335
2 -	51.147	27.385	1:18.532		90.72	0.527	14:39:18.867
3 -	51.339	27.808	1:19.147		90.01	1.142	14:40:38.014
4 -	50.767	27.379	1:18.146	(2)	91.17	0.141	14:41:56.160
5 -	50.954	***27.318***	1:18.272	(3)	91.02	0.267	14:43:14.432
6 -	***50.397***	27.608	***1:18.005***	(1)	***91.33***		***14:44:32.437***
7 -	51.036	27.494	1:18.530		90.72	0.525	14:45:50.967
8 -	51.143	28.510	1:19.653		89.44	1.648	14:47:10.620
9 -	51.506	IN PIT	1:34.157	P	75.66	16.152	14:48:44.777

P3 74 Daniel SINGLETON — Suzuki - me

IDEAL LAP TIME : 1:18.123 BEST LAP TIME : 1:18.123 DIFFERENCE : 0.000

LAP	SECTOR 1	SECTOR 2	LAP TIME		MPH	DIFF	TIME OF DAY
1 -	1:01.210	30.587	1:31.797		77.61	13.674	14:38:32.983
2 -	56.578	30.740	1:27.318		81.59	9.195	14:40:00.301
3 -	52.398	28.640	1:21.038		87.91	2.915	14:41:21.339
4 -	52.684	28.444	1:21.128		87.81	3.005	14:42:42.467
5 -	51.615	28.516	1:20.131		88.91	2.008	14:44:02.598
6 -	51.096	27.556	1:18.652	(2)	90.58	0.529	14:45:21.250
7 -	52.179	27.943	1:20.122		88.92	1.999	14:46:41.372
8 -	51.184	27.650	1:18.834	(3)	90.37	0.711	14:48:00.206
9 -	***50.654***	***27.469***	***1:18.123***	(1)	***91.19***		***14:49:18.329***

P4 86 Paul WITHERINGTON — Suzuki - P&R plumbing

IDEAL LAP TIME : 1:18.040 BEST LAP TIME : 1:18.132 DIFFERENCE : 0.092

LAP	SECTOR 1	SECTOR 2	LAP TIME		MPH	DIFF	TIME OF DAY
1 -	53.232	28.195	1:21.427		87.49	3.295	14:37:59.527
2 -	51.559	27.578	1:19.137		90.02	1.005	14:39:18.664
3 -	51.226	27.648	1:18.874		90.32	0.742	14:40:37.538
4 -	***50.645***	27.487	***1:18.132***	(1)	***91.18***		***14:41:55.670***
5 -	51.071	***27.395***	1:18.466	(2)	90.79	0.334	14:43:14.136
6 -	50.921	27.722	1:18.643	(3)	90.59	0.511	14:44:32.779
7 -	51.001	27.677	1:18.678		90.55	0.546	14:45:51.457
8 -	54.251	32.497	1:26.748		82.13	8.616	14:47:18.205
9 -	53.450	28.852	1:22.302		86.56	4.170	14:48:40.507
10 -	50.947	27.699	1:18.646		90.59	0.514	14:49:59.153

P5 777 Mason WILLIAMS — Suzuki - MoreMoto

IDEAL LAP TIME : 1:18.152 BEST LAP TIME : 1:18.166 DIFFERENCE : 0.014

LAP	SECTOR 1	SECTOR 2	LAP TIME		MPH	DIFF	TIME OF DAY
1 -	52.388	27.910	1:20.298		88.72	2.132	14:37:56.781
2 -	51.227	27.784	1:19.011		90.17	0.845	14:39:15.792
3 -	51.131	27.528	1:18.659		90.57	0.493	14:40:34.451
4 -	***50.760***	27.603	1:18.363	(2)	90.91	0.197	14:41:52.814

Weather / Track : Bright / Dry

Donington Park National
Circuit Length = 1.9790 miles
Start: 14:36 Flag 14:49 End: 14:50

BMCRC - MRO Championships 2018 - Rnd 5 @ Donington Park

MRO Minitwins

QUALIFYING - SECTOR ANALYSIS

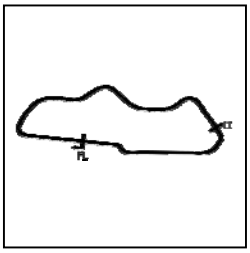

SECTOR 1 = FL to I1, SECTOR 2 = I1 to FL, DIFF = Difference To Personal Best Lap, P = Crossed Finish Line in Pit Lane, D = Time Disallowed

5 -	50.797	27.615	1:18.412	(3)	90.86	0.246	14:43:11.226
6 -	50.813	27.625	1:18.438		90.83	0.272	14:44:29.664
7 -	50.774	***27.392***	***1:18.166***	**(1)**	***91.14***		***14:45:47.830***
8 -	52.520	IN PIT	1:25.710	**P**	83.12	7.544	14:47:13.540

P6 3 Michael YATES Suzuki -

IDEAL LAP TIME : 1:18.210 BEST LAP TIME : 1:18.210 DIFFERENCE : 0.000

LAP	SECTOR 1	SECTOR 2	LAP TIME		MPH	DIFF	TIME OF DAY
1 -	57.080	29.193	1:26.273		82.58	8.063	14:38:16.898
2 -	56.775	29.526	1:26.301		82.55	8.091	14:39:43.199
3 -	52.485	27.696	1:20.181		88.85	1.971	14:41:03.380
4 -	51.436	35.580	1:27.016		81.87	8.806	14:42:30.396
5 -	51.508	27.804	1:19.312		89.83	1.102	14:43:49.708
6 -	50.943	27.474	1:18.417	**(2)**	90.85	0.207	14:45:08.125
7 -	50.888	27.675	1:18.563	**(3)**	90.68	0.353	14:46:26.688
8 -	***50.791***	***27.419***	***1:18.210***	**(1)**	***91.09***		***14:47:44.898***
9 -	52.863	29.563	1:22.426		86.43	4.216	14:49:07.324
10 -	51.762	28.681	1:20.443		88.56	2.233	14:50:27.767

P7 444 Mark WILLIAMS Suzuki - Universal Motorcycle Training

IDEAL LAP TIME : 1:18.603 BEST LAP TIME : 1:18.603 DIFFERENCE : 0.000

LAP	SECTOR 1	SECTOR 2	LAP TIME		MPH	DIFF	TIME OF DAY
1 -	58.468	29.743	1:28.211		80.76	9.608	14:38:13.198
2 -	53.319	28.141	1:21.460		87.46	2.857	14:39:34.658
3 -	52.840	28.014	1:20.854		88.11	2.251	14:40:55.512
4 -	52.050	28.089	1:20.139		88.90	1.536	14:42:15.651
5 -	51.866	27.933	1:19.799		89.28	1.196	14:43:35.450
6 -	51.765	27.959	1:19.724	**(3)**	89.36	1.121	14:44:55.174
7 -	51.620	27.849	1:19.469	**(2)**	89.65	0.866	14:46:14.643
8 -	53.154	28.110	1:21.264		87.67	2.661	14:47:35.907
9 -	51.831	28.403	1:20.234		88.79	1.631	14:48:56.141
10 -	***51.193***	***27.410***	***1:18.603***	**(1)**	***90.64***		***14:50:14.744***

P8 97 Jake PACKHAM Suzuki - Gasoline alley

IDEAL LAP TIME : 1:18.626 BEST LAP TIME : 1:18.626 DIFFERENCE : 0.000

LAP	SECTOR 1	SECTOR 2	LAP TIME		MPH	DIFF	TIME OF DAY
1 -	57.672	28.918	1:26.590		82.28	7.964	14:38:10.989
2 -	51.881	28.122	1:20.003		89.05	1.377	14:39:30.992
3 -	52.168	28.123	1:20.291		88.73	1.665	14:40:51.283
4 -	51.604	28.055	1:19.659		89.43	1.033	14:42:10.942
5 -	52.035	28.259	1:20.294		88.73	1.668	14:43:31.236
6 -	51.635	27.709	1:19.344		89.79	0.718	14:44:50.580
7 -	51.215	27.833	1:19.048	**(3)**	90.13	0.422	14:46:09.628
8 -	***51.022***	***27.604***	***1:18.626***	**(1)**	***90.61***		***14:47:28.254***
9 -	51.478	27.624	1:19.102		90.06	0.476	14:48:47.356
10 -	51.276	27.686	1:18.962	**(2)**	90.22	0.336	14:50:06.318

P9 184 David TWYFORD Suzuki -

IDEAL LAP TIME : 1:18.945 BEST LAP TIME : 1:19.203 DIFFERENCE : 0.258

LAP	SECTOR 1	SECTOR 2	LAP TIME		MPH	DIFF	TIME OF DAY
1 -	57.655	29.386	1:27.041		81.85	7.838	14:38:12.032
2 -	52.010	28.144	1:20.154		88.88	0.951	14:39:32.186
3 -	52.150	28.559	1:20.709		88.27	1.506	14:40:52.895
4 -	51.492	27.737	1:19.229	**(2)**	89.92	0.026	14:42:12.124
5 -	51.779	27.995	1:19.774		89.31	0.571	14:43:31.898
6 -	51.505	27.758	1:19.263	**(3)**	89.88	0.060	14:44:51.161
7 -	52.410	***27.636***	1:20.046		89.00	0.843	14:46:11.207
8 -	***51.309***	27.894	***1:19.203***	**(1)**	***89.95***		***14:47:30.410***
9 -	52.730	IN PIT	1:34.394	**P**	75.47	15.191	14:49:04.804

Weather / Track : Bright / Dry

Donington Park National
Circuit Length = 1.9790 miles
Start: 14:36 Flag 14:49 End: 14:50

BMCRC - MRO Championships 2018 - Rnd 5 @ Donington Park

MRO Minitwins

QUALIFYING - SECTOR ANALYSIS

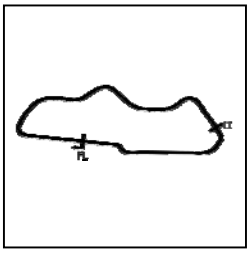

SECTOR 1 = FL to I1, SECTOR 2 = I1 to FL, DIFF = Difference To Personal Best Lap, P = Crossed Finish Line in Pit Lane, D = Time Disallowed

P10 96 Dan HARRIS Suzuki - HP Racing

IDEAL LAP TIME : 1:19.538 BEST LAP TIME : 1:19.538 DIFFERENCE : 0.000

LAP	SECTOR 1	SECTOR 2	LAP TIME	MPH	DIFF	TIME OF DAY
1 -	55.139	28.587	1:23.726	85.09	4.188	14:38:01.699
2 -	53.383	28.681	1:22.064	86.81	2.526	14:39:23.763
3 -	53.177	28.317	1:21.494	87.42	1.956	14:40:45.257
4 -	52.774	28.356	1:21.130	87.81	1.592	14:42:06.387
5 -	52.060	29.002	1:21.062	87.89	1.524	14:43:27.449
6 -	51.598	27.998	1:19.596 **(2)**	89.51	0.058	14:44:47.045
7 -	***51.554***	***27.984***	***1:19.538*** **(1)**	***89.57***		***14:46:06.583***
8 -	51.696	28.118	1:19.814 **(3)**	89.26	0.276	14:47:26.397
9 -	51.995	28.814	1:20.809	88.16	1.271	14:48:47.206
10 -	52.389	28.882	1:21.271	87.66	1.733	14:50:08.477

P11 76 Phillip RODGERS Suzuki - pinbadgelab.co.uk

IDEAL LAP TIME : 1:19.764 BEST LAP TIME : 1:19.866 DIFFERENCE : 0.102

LAP	SECTOR 1	SECTOR 2	LAP TIME	MPH	DIFF	TIME OF DAY
1 -	57.807	30.377	1:28.184	80.79	8.318	14:38:21.577
2 -	53.887	29.056	1:22.943	85.89	3.077	14:39:44.520
3 -	53.917	28.411	1:22.328	86.53	2.462	14:41:06.848
4 -	52.522	28.512	1:21.034	87.92	1.168	14:42:27.882
5 -	53.785	28.637	1:22.422	86.44	2.556	14:43:50.304
6 -	51.906	28.281	1:20.187 **(2)**	88.85	0.321	14:45:10.491
7 -	54.375	28.460	1:22.835	86.01	2.969	14:46:33.326
8 -	***51.598***	28.268	***1:19.866*** **(1)**	***89.20***		***14:47:53.192***
9 -	52.466	***28.166***	1:20.632 **(3)**	88.35	0.766	14:49:13.824

P12 113 Sam ELKINS Suzuki - Me Old Man

IDEAL LAP TIME : 1:19.881 BEST LAP TIME : 1:20.068 DIFFERENCE : 0.187

LAP	SECTOR 1	SECTOR 2	LAP TIME	MPH	DIFF	TIME OF DAY
1 -	59.545	30.673	1:30.218	78.97	10.150	14:38:23.267
2 -	55.586	29.287	1:24.873	83.94	4.805	14:39:48.140
3 -	55.893	29.444	1:25.337	83.48	5.269	14:41:13.477
4 -	53.526	28.702	1:22.228	86.64	2.160	14:42:35.705
5 -	54.644	28.685	1:23.329	85.50	3.261	14:43:59.034
6 -	52.715	28.970	1:21.685	87.22	1.617	14:45:20.719
7 -	53.024	***28.295***	1:21.319 **(3)**	87.61	1.251	14:46:42.038
8 -	***51.586***	28.482	***1:20.068*** **(1)**	***88.98***		***14:48:02.106***
9 -	52.349	28.578	1:20.927 **(2)**	88.03	0.859	14:49:23.033

P13 71 Graeme CARR Suzuki -

IDEAL LAP TIME : 1:19.711 BEST LAP TIME : 1:20.078 DIFFERENCE : 0.367

LAP	SECTOR 1	SECTOR 2	LAP TIME	MPH	DIFF	TIME OF DAY
1 -	58.194	29.862	1:28.056	80.91	7.978	14:38:20.991
2 -	55.224	29.619	1:24.843	83.97	4.765	14:39:45.834
3 -	54.407	29.252	1:23.659	85.16	3.581	14:41:09.493
4 -	54.444	28.436	1:22.880	85.96	2.802	14:42:32.373
5 -	52.817	29.307	1:22.124	86.75	2.046	14:43:54.497
6 -	53.519	28.684	1:22.203	86.67	2.125	14:45:16.700
7 -	52.008	28.289	1:20.297 **(3)**	88.72	0.219	14:46:36.997
8 -	***51.688***	28.390	***1:20.078*** **(1)**	***88.97***		***14:47:57.075***
9 -	52.074	***28.023***	1:20.097 **(2)**	88.95	0.019	14:49:17.172

P14 19 Kevin LILLEY Suzuki - Vanson Leathers

IDEAL LAP TIME : 1:19.947 BEST LAP TIME : 1:20.215 DIFFERENCE : 0.268

LAP	SECTOR 1	SECTOR 2	LAP TIME	MPH	DIFF	TIME OF DAY
1 -	56.211	29.094	1:25.305	83.51	5.090	14:38:14.845
2 -	55.889	28.594	1:24.483	84.33	4.268	14:39:39.328
3 -	52.579	28.600	1:21.179	87.76	0.964	14:41:00.507

Weather / Track : Bright / Dry

Donington Park National
Circuit Length = 1.9790 miles
Start: 14:36 Flag 14:49 End: 14:50

BMCRC - MRO Championships 2018 - Rnd 5 @ Donington Park

MRO Minitwins

QUALIFYING - SECTOR ANALYSIS

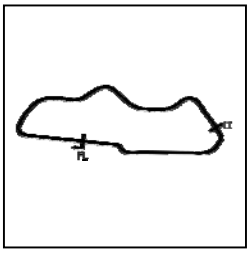

SECTOR 1 = FL to I1, SECTOR 2 = I1 to FL, DIFF = Difference To Personal Best Lap, P = Crossed Finish Line in Pit Lane, D = Time Disallowed

4 -	52.422	28.539	1:20.961	88.00	0.746	14:42:21.468
5 -	52.142	28.611	1:20.753	88.22	0.538	14:43:42.221
6 -	52.480	28.471	1:20.951	88.01	0.736	14:45:03.172
7 -	52.239	28.624	1:20.863	88.10	0.648	14:46:24.035
8 -	51.928	28.287	***1:20.215*** **(1)**	***88.81***		***14:47:44.250***
9 -	52.511	***28.134***	1:20.645 **(3)**	88.34	0.430	14:49:04.895
10 -	***51.813***	28.614	1:20.427 **(2)**	88.58	0.212	14:50:25.322

P15 5 Barry MANTELL Suzuki - Swedish car connection

IDEAL LAP TIME : 1:20.042 BEST LAP TIME : 1:20.288 DIFFERENCE : 0.246

LAP	SECTOR 1	SECTOR 2	LAP TIME	MPH	DIFF	TIME OF DAY
1 -	55.494	29.075	1:24.569	84.24	4.281	14:38:05.127
2 -	53.289	28.371	1:21.660	87.24	1.372	14:39:26.787
3 -	52.711	28.406	1:21.117	87.83	0.829	14:40:47.904
4 -	53.434	28.204	1:21.638	87.27	1.350	14:42:09.542
5 -	52.538	28.212	1:20.750	88.23	0.462	14:43:30.292
6 -	52.404	28.226	1:20.630	88.36	0.342	14:44:50.922
7 -	52.390	28.164	1:20.554 **(3)**	88.44	0.266	14:46:11.476
8 -	52.282	***28.006***	***1:20.288*** **(1)**	***88.73***		***14:47:31.764***
9 -	***52.036***	28.388	1:20.424 **(2)**	88.58	0.136	14:48:52.188
10 -	52.822	28.733	1:21.555	87.35	1.267	14:50:13.743

P16 26 Glynn DAVIES Suzuki -

IDEAL LAP TIME : 1:20.392 BEST LAP TIME : 1:20.392 DIFFERENCE : 0.000

LAP	SECTOR 1	SECTOR 2	LAP TIME	MPH	DIFF	TIME OF DAY
1 -	55.044	28.231	1:23.275 **(3)**	85.55	2.883	14:38:05.742
2 -	53.354	28.536	1:21.890 **(2)**	87.00	1.498	14:39:27.632
3 -	***52.318***	***28.074***	***1:20.392*** **(1)**	***88.62***		***14:40:48.024***

P17 155 Richard HARRIS Suzuki - HP Racing

IDEAL LAP TIME : 1:20.590 BEST LAP TIME : 1:20.908 DIFFERENCE : 0.318

LAP	SECTOR 1	SECTOR 2	LAP TIME	MPH	DIFF	TIME OF DAY
1 -	55.191	28.752	1:23.943	84.87	3.035	14:38:05.280
2 -	53.222	28.779	1:22.001	86.88	1.093	14:39:27.281
3 -	***52.447***	28.811	1:21.258 **(3)**	87.67	0.350	14:40:48.539
4 -	53.483	***28.143***	1:21.626	87.28	0.718	14:42:10.165
5 -	52.574	28.334	***1:20.908*** **(1)**	***88.05***		***14:43:31.073***
6 -	52.755	28.410	1:21.165 **(2)**	87.77	0.257	14:44:52.238
7 -	52.777	29.031	1:21.808	87.08	0.900	14:46:14.046

P18 54 Adam JAMISON Suzuki - AJ Racing

IDEAL LAP TIME : 1:20.922 BEST LAP TIME : 1:20.967 DIFFERENCE : 0.045

LAP	SECTOR 1	SECTOR 2	LAP TIME	MPH	DIFF	TIME OF DAY
1 -	55.793	29.187	1:24.980	83.83	4.013	14:38:05.017
2 -	54.352	28.475	1:22.827	86.01	1.860	14:39:27.844
3 -	53.024	28.360	1:21.384	87.54	0.417	14:40:49.228
4 -	53.161	28.452	1:21.613	87.29	0.646	14:42:10.841
5 -	52.736	28.452	1:21.188 **(2)**	87.75	0.221	14:43:32.029
6 -	52.925	***28.268***	1:21.193 **(3)**	87.74	0.226	14:44:53.222
7 -	***52.654***	28.313	***1:20.967*** **(1)**	***87.99***		***14:46:14.189***
8 -	53.248	28.333	1:21.581	87.33	0.614	14:47:35.770
9 -	52.855	28.766	1:21.621	87.28	0.654	14:48:57.391

P19 81 Malvern MAY Suzuki -

IDEAL LAP TIME : 1:21.027 BEST LAP TIME : 1:21.167 DIFFERENCE : 0.140

LAP	SECTOR 1	SECTOR 2	LAP TIME	MPH	DIFF	TIME OF DAY
1 -	55.940	29.619	1:25.559	83.27	4.392	14:38:07.644
2 -	52.989	29.787	1:22.776	86.07	1.609	14:39:30.420
3 -	53.903	29.741	1:23.644	85.17	2.477	14:40:54.064

Weather / Track : Bright / Dry

Donington Park National
Circuit Length = 1.9790 miles
Start: 14:36 Flag 14:49 End: 14:50

BMCRC - MRO Championships 2018 - Rnd 5 @ Donington Park

MRO Minitwins

QUALIFYING - SECTOR ANALYSIS

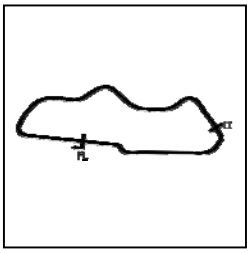

SECTOR 1 = FL to I1, SECTOR 2 = I1 to FL, DIFF = Difference To Personal Best Lap, P = Crossed Finish Line in Pit Lane, D = Time Disallowed

4 -	53.162	28.880	1:22.042		86.84	0.875	14:42:16.106
5 -	52.931	28.673	1:21.604	(2)	87.30	0.437	14:43:37.710
6 -	***52.491***	28.676	***1:21.167***	**(1)**	***87.77***		***14:44:58.877***
7 -	52.857	29.044	1:21.901	(3)	86.99	0.734	14:46:20.778
8 -	53.701	29.046	1:22.747		86.10	1.580	14:47:43.525
9 -	52.928	29.838	1:22.766		86.08	1.599	14:49:06.291
10 -	53.962	***28.536***	1:22.498		86.36	1.331	14:50:28.789

P20 90 Edward WATSON Suzuki - Motorsportdays.com TEA Time Racing

IDEAL LAP TIME : 1:20.965 BEST LAP TIME : 1:21.225 DIFFERENCE : 0.260

LAP	SECTOR 1	SECTOR 2	LAP TIME		MPH	DIFF	TIME OF DAY
1 -	58.318	29.996	1:28.314		80.67	7.089	14:38:24.917
2 -	56.285	29.616	1:25.901		82.94	4.676	14:39:50.818
3 -	53.553	29.770	1:23.323		85.50	2.098	14:41:14.141
4 -	53.720	28.895	1:22.615		86.23	1.390	14:42:36.756
5 -	53.882	28.905	1:22.787		86.05	1.562	14:43:59.543
6 -	52.645	28.739	1:21.384	(2)	87.54	0.159	14:45:20.927
7 -	53.259	***28.649***	1:21.908		86.98	0.683	14:46:42.835
8 -	***52.316***	28.909	***1:21.225***	**(1)**	***87.71***		***14:48:04.060***
9 -	52.876	28.956	1:21.832	(3)	87.06	0.607	14:49:25.892

P21 28 Dominic VEASEY Suzuki - Veasey Racing

IDEAL LAP TIME : 1:21.280 BEST LAP TIME : 1:21.533 DIFFERENCE : 0.253

LAP	SECTOR 1	SECTOR 2	LAP TIME		MPH	DIFF	TIME OF DAY
1 -	57.184	29.441	1:26.625		82.24	5.092	14:38:15.525
2 -	56.458	28.684	1:25.142		83.67	3.609	14:39:40.667
3 -	53.432	***28.355***	1:21.787	(2)	87.11	0.254	14:41:02.454
4 -	53.317	28.574	1:21.891	(3)	87.00	0.358	14:42:24.345
5 -	53.165	28.742	1:21.907		86.98	0.374	14:43:46.252
6 -	53.609	29.368	1:22.977		85.86	1.444	14:45:09.229
7 -	53.551	28.737	1:22.288		86.58	0.755	14:46:31.517
8 -	***52.925***	28.608	***1:21.533***	**(1)**	***87.38***		***14:47:53.050***
9 -	53.773	28.414	1:22.187		86.68	0.654	14:49:15.237

P22 211 Jordan WARING Suzuki - Beyond Timber Ltd

IDEAL LAP TIME : 1:21.643 BEST LAP TIME : 1:21.696 DIFFERENCE : 0.053

LAP	SECTOR 1	SECTOR 2	LAP TIME		MPH	DIFF	TIME OF DAY
1 -	57.604	31.394	1:28.998		80.05	7.302	14:38:13.159
2 -	54.621	29.523	1:24.144		84.67	2.448	14:39:37.303
3 -	54.370	29.206	1:23.576		85.24	1.880	14:41:00.879
4 -	53.850	29.596	1:23.446		85.38	1.750	14:42:24.325
5 -	53.778	29.190	1:22.968		85.87	1.272	14:43:47.293
6 -	53.528	29.040	1:22.568		86.28	0.872	14:45:09.861
7 -	53.407	***28.848***	1:22.255	(2)	86.61	0.559	14:46:32.116
8 -	***52.795***	28.901	***1:21.696***	**(1)**	***87.20***		***14:47:53.812***
9 -	53.537	28.913	1:22.450	(3)	86.41	0.754	14:49:16.262

P23 45 Tom STEVENS Suzuki -

IDEAL LAP TIME : 1:21.559 BEST LAP TIME : 1:21.749 DIFFERENCE : 0.190

LAP	SECTOR 1	SECTOR 2	LAP TIME		MPH	DIFF	TIME OF DAY
1 -	59.313	31.591	1:30.904		78.37	9.155	14:38:22.416
2 -	58.605	30.420	1:29.025		80.02	7.276	14:39:51.441
3 -	55.581	29.616	1:25.197		83.62	3.448	14:41:16.638
4 -	56.092	29.739	1:25.831		83.00	4.082	14:42:42.469
5 -	53.841	29.207	1:23.048		85.78	1.299	14:44:05.517
6 -	53.393	28.911	1:22.304		86.56	0.555	14:45:27.821
7 -	***53.156***	28.593	***1:21.749***	**(1)**	***87.15***		***14:46:49.570***
8 -	53.705	***28.403***	1:22.108	(3)	86.77	0.359	14:48:11.678
9 -	53.192	28.715	1:21.907	(2)	86.98	0.158	14:49:33.585

Weather / Track : Bright / Dry

Donington Park National
Circuit Length = 1.9790 miles
Start: 14:36 Flag 14:49 End: 14:50

BMCRC - MRO Championships 2018 - Rnd 5 @ Donington Park

MRO Minitwins

QUALIFYING - SECTOR ANALYSIS

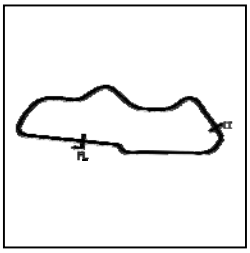

SECTOR 1 = FL to I1, SECTOR 2 = I1 to FL, DIFF = Difference To Personal Best Lap, P = Crossed Finish Line in Pit Lane, D = Time Disallowed

P24 555 Nick FORD Suzuki -

IDEAL LAP TIME : 1:21.734 BEST LAP TIME : 1:21.915 DIFFERENCE : 0.181

LAP	SECTOR 1	SECTOR 2	LAP TIME	MPH	DIFF	TIME OF DAY
1 -	57.301	30.018	1:27.319	81.59	5.404	14:38:16.767
2 -	57.560	30.778	1:28.338	80.65	6.423	14:39:45.105
3 -	54.949	29.862	1:24.811	84.00	2.896	14:41:09.916
4 -	55.667	29.246	1:24.913	83.90	2.998	14:42:34.829
5 -	53.727	28.873	1:22.600	86.25	0.685	14:43:57.429
6 -	53.532	29.101	1:22.633	86.22	0.718	14:45:20.062
7 -	***53.033***	29.395	1:22.428 **(3)**	86.43	0.513	14:46:42.490
8 -	53.214	***28.701***	***1:21.915*** **(1)**	***86.97***		***14:48:04.405***
9 -	53.422	28.825	1:22.247 **(2)**	86.62	0.332	14:49:26.652

P25 84 Ricardo BRANCO Suzuki - IMP Racing

IDEAL LAP TIME : 1:21.890 BEST LAP TIME : 1:22.153 DIFFERENCE : 0.263

LAP	SECTOR 1	SECTOR 2	LAP TIME	MPH	DIFF	TIME OF DAY
1 -	57.419	30.450	1:27.869	81.08	5.716	14:38:14.567
2 -	58.797	29.692	1:28.489	80.51	6.336	14:39:43.056
3 -	56.305	28.885	1:25.190	83.63	3.037	14:41:08.246
4 -	53.771	28.987	1:22.758	86.09	0.605	14:42:31.004
5 -	53.972	29.165	1:23.137	85.69	0.984	14:43:54.141
6 -	53.679	29.217	1:22.896	85.94	0.743	14:45:17.037
7 -	53.588	29.110	1:22.698 **(3)**	86.15	0.545	14:46:39.735
8 -	***53.156***	29.253	1:22.409 **(2)**	86.45	0.256	14:48:02.144
9 -	53.419	***28.734***	***1:22.153*** **(1)**	***86.72***		***14:49:24.297***

P26 48 Shaun WALLIS Suzuki - Watling Tyres

IDEAL LAP TIME : 1:22.644 BEST LAP TIME : 1:22.644 DIFFERENCE : 0.000

LAP	SECTOR 1	SECTOR 2	LAP TIME	MPH	DIFF	TIME OF DAY
1 -	1:01.857	30.477	1:32.334	77.16	9.690	14:38:31.289
2 -	55.056	29.586	1:24.642	84.17	1.998	14:39:55.931
3 -	55.785	29.192	1:24.977	83.84	2.333	14:41:20.908
4 -	55.106	28.985	1:24.091	84.72	1.447	14:42:44.999
5 -	55.168	28.950	1:24.118	84.69	1.474	14:44:09.117
6 -	54.193	28.731	1:22.924 **(2)**	85.91	0.280	14:45:32.041
7 -	54.263	29.073	1:23.336	85.49	0.692	14:46:55.377
8 -	54.086	29.068	1:23.154 **(3)**	85.68	0.510	14:48:18.531
9 -	***53.920***	***28.724***	***1:22.644*** **(1)**	***86.20***		***14:49:41.175***

P27 137 Charlie CRAWT Suzuki - Pass Bike Motorcycle Training Ltd

IDEAL LAP TIME : 1:22.855 BEST LAP TIME : 1:22.868 DIFFERENCE : 0.013

LAP	SECTOR 1	SECTOR 2	LAP TIME	MPH	DIFF	TIME OF DAY
1 -	56.567	30.939	1:27.506	81.41	4.638	14:38:43.173
2 -	56.090	29.363	1:25.453	83.37	2.585	14:40:08.626
3 -	54.561	29.168	1:23.729	85.09	0.861	14:41:32.355
4 -	54.479	29.043	1:23.522 **(3)**	85.30	0.654	14:42:55.877
5 -	54.349	***28.913***	1:23.262 **(2)**	85.56	0.394	14:44:19.139
6 -	54.416	29.457	1:23.873	84.94	1.005	14:45:43.012
7 -	54.027	29.506	1:23.533	85.29	0.665	14:47:06.545
8 -	54.553	29.244	1:23.797	85.02	0.929	14:48:30.342
9 -	***53.942***	28.926	***1:22.868*** **(1)**	***85.97***		***14:49:53.210***

P28 25 Harrison DAY Suzuki -

IDEAL LAP TIME : 1:23.333 BEST LAP TIME : 1:23.333 DIFFERENCE : 0.000

LAP	SECTOR 1	SECTOR 2	LAP TIME	MPH	DIFF	TIME OF DAY
1 -	1:00.354	30.884	1:31.238	78.08	7.905	14:38:14.376
2 -	58.407	29.883	1:28.290	80.69	4.957	14:39:42.666
3 -	56.868	29.809	1:26.677	82.19	3.344	14:41:09.343
4 -	56.545	29.493	1:26.038	82.80	2.705	14:42:35.381

Weather / Track : Bright / Dry

Donington Park National
Circuit Length = 1.9790 miles
Start: 14:36 Flag 14:49 End: 14:50

BMCRC - MRO Championships 2018 - Rnd 5 @ Donington Park

MRO Minitwins

QUALIFYING - SECTOR ANALYSIS

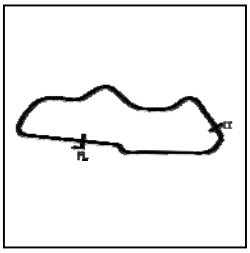

SECTOR 1 = FL to I1, SECTOR 2 = I1 to FL, DIFF = Difference To Personal Best Lap, P = Crossed Finish Line in Pit Lane, D = Time Disallowed

5 -	55.090	29.378	1:24.468	(3)	84.34	1.135	14:43:59.849
6 -	55.076	29.401	1:24.477		84.33	1.144	14:45:24.326
7 -	55.194	29.415	1:24.609		84.20	1.276	14:46:48.935
8 -	54.768	29.333	1:24.101	(2)	84.71	0.768	14:48:13.036
9 -	***54.369***	***28.964***	***1:23.333***	**(1)**	***85.49***		***14:49:36.369***

P29 13 Wil GREEN Suzuki - Faith Fueled Racing

IDEAL LAP TIME : 1:23.862 BEST LAP TIME : 1:24.046 DIFFERENCE : 0.184

LAP	SECTOR 1	SECTOR 2	LAP TIME		MPH	DIFF	TIME OF DAY
1 -	58.345	32.080	1:30.425		78.79	6.379	14:38:25.354
2 -	56.842	30.285	1:27.127		81.77	3.081	14:39:52.481
3 -	***54.510***	29.536	***1:24.046***	**(1)**	***84.77***		***14:41:16.527***
4 -	57.173	29.947	1:27.120		81.77	3.074	14:42:43.647
5 -	55.805	29.472	1:25.277	(3)	83.54	1.231	14:44:08.924
6 -	55.362	***29.352***	1:24.714	(2)	84.10	0.668	14:45:33.638
7 -	1:00.555	IN PIT	1:44.144	**P**	68.41	20.098	14:47:17.782

P30 131 Christopher EVANS Suzuki - C.E PILATES

IDEAL LAP TIME : 1:24.786 BEST LAP TIME : 1:25.069 DIFFERENCE : 0.283

LAP	SECTOR 1	SECTOR 2	LAP TIME		MPH	DIFF	TIME OF DAY
1 -	1:01.614	33.100	1:34.714		75.22	9.645	14:38:43.214
2 -	57.709	30.702	1:28.411		80.58	3.342	14:40:11.625
3 -	56.691	30.064	1:26.755		82.12	1.686	14:41:38.380
4 -	56.959	30.369	1:27.328		81.58	2.259	14:43:05.708
5 -	56.526	29.729	1:26.255		82.59	1.186	14:44:31.963
6 -	56.131	29.986	1:26.117		82.73	1.048	14:45:58.080
7 -	55.551	29.778	1:25.329	(3)	83.49	0.260	14:47:23.409
8 -	***55.108***	29.961	***1:25.069***	**(1)**	***83.75***		***14:48:48.478***
9 -	55.572	***29.678***	1:25.250	(2)	83.57	0.181	14:50:13.728

P31 181 Robert FRANKLIN Suzuki - RCF GARDENS

IDEAL LAP TIME : 1:24.607 BEST LAP TIME : 1:25.505 DIFFERENCE : 0.898

LAP	SECTOR 1	SECTOR 2	LAP TIME		MPH	DIFF	TIME OF DAY
1 -	1:01.026	30.735	1:31.761		77.64	6.256	14:38:33.675
2 -	56.889	30.781	1:27.670		81.26	2.165	14:40:01.345
3 -	57.172	30.071	1:27.243		81.66	1.738	14:41:28.588
4 -	56.735	30.152	1:26.887		81.99	1.382	14:42:55.475
5 -	56.050	***29.455***	***1:25.505***	**(1)**	***83.32***		***14:44:20.980***
6 -	***55.152***	30.721	1:25.873	(2)	82.96	0.368	14:45:46.853
7 -	56.111	30.355	1:26.466	(3)	82.39	0.961	14:47:13.319
8 -	57.907	30.825	1:28.732		80.29	3.227	14:48:42.051
9 -	57.476	30.157	1:27.633		81.30	2.128	14:50:09.684

P32 43 Robert DAVIE Suzuki -

IDEAL LAP TIME : 1:25.708 BEST LAP TIME : 1:25.923 DIFFERENCE : 0.215

LAP	SECTOR 1	SECTOR 2	LAP TIME		MPH	DIFF	TIME OF DAY
1 -	1:01.754	30.958	1:32.712		76.84	6.789	14:38:16.439
2 -	59.661	30.678	1:30.339		78.86	4.416	14:39:46.778
3 -	57.391	31.113	1:28.504		80.50	2.581	14:41:15.282
4 -	57.244	30.767	1:28.011		80.95	2.088	14:42:43.293
5 -	56.929	30.020	1:26.949		81.94	1.026	14:44:10.242
6 -	56.748	***29.910***	1:26.658	(3)	82.21	0.735	14:45:36.900
7 -	56.855	30.343	1:27.198		81.70	1.275	14:47:04.098
8 -	***55.798***	30.125	***1:25.923***	**(1)**	***82.91***		***14:48:30.021***
9 -	56.086	29.937	1:26.023	(2)	82.82	0.100	14:49:56.044

P33 51 Andrew DURANT Suzuki -

IDEAL LAP TIME : 1:25.724 BEST LAP TIME : 1:26.245 DIFFERENCE : 0.521

LAP	SECTOR 1	SECTOR 2	LAP TIME	MPH	DIFF	TIME OF DAY

Weather / Track : Bright / Dry

Donington Park National
Circuit Length = 1.9790 miles
Start: 14:36 Flag 14:49 End: 14:50

BMCRC - MRO Championships 2018 - Rnd 5 @ Donington Park

MRO Minitwins

QUALIFYING - SECTOR ANALYSIS

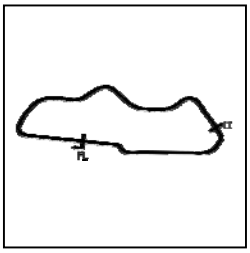

SECTOR 1 = FL to I1, SECTOR 2 = I1 to FL, DIFF = Difference To Personal Best Lap, P = Crossed Finish Line in Pit Lane, D = Time Disallowed

1 -	59.848	31.447	1:31.295		78.03	5.050	14:38:15.342
2 -	59.623	30.589	1:30.212		78.97	3.967	14:39:45.554
3 -	56.507	***29.926***	1:26.433	**(3)**	82.42	0.188	14:41:11.987
4 -	56.144	30.569	1:26.713		82.16	0.468	14:42:38.700
5 -	56.418	30.260	1:26.678		82.19	0.433	14:44:05.378
6 -	56.357	31.008	1:27.365		81.55	1.120	14:45:32.743
7 -	55.811	30.514	1:26.325	**(2)**	82.53	0.080	14:46:59.068
8 -	56.115	30.375	1:26.490		82.37	0.245	14:48:25.558
9 -	***55.798***	30.447	***1:26.245***	**(1)**	***82.60***		***14:49:51.803***

P34 23 Claire BECKETT Suzuki - Cowpers Oak

IDEAL LAP TIME : 1:27.272 BEST LAP TIME : 1:27.406 DIFFERENCE : 0.134

LAP	SECTOR 1	SECTOR 2	LAP TIME		MPH	DIFF	TIME OF DAY
1 -	59.970	30.767	1:30.737		78.51	3.331	14:38:22.729
2 -	59.171	31.191	1:30.362		78.84	2.956	14:39:53.091
3 -	57.677	30.674	1:28.351		80.64	0.945	14:41:21.442
4 -	***57.247***	30.405	1:27.652	**(3)**	81.28	0.246	14:42:49.094
5 -	57.299	30.448	1:27.747		81.19	0.341	14:44:16.841
6 -	57.374	30.178	1:27.552	**(2)**	81.37	0.146	14:45:44.393
7 -	57.802	30.822	1:28.624		80.39	1.218	14:47:13.017
8 -	57.935	30.877	1:28.812		80.22	1.406	14:48:41.829
9 -	57.381	***30.025***	***1:27.406***	**(1)**	***81.51***		***14:50:09.235***

P35 9 Andrew WATSON Suzuki - TEA Time Racing

IDEAL LAP TIME : 1:27.625 BEST LAP TIME : 1:27.666 DIFFERENCE : 0.041

LAP	SECTOR 1	SECTOR 2	LAP TIME		MPH	DIFF	TIME OF DAY
1 -	58.956	31.646	1:30.602		78.63	2.936	14:38:13.204
2 -	1:00.491	31.694	1:32.185		77.28	4.519	14:39:45.389
3 -	58.402	30.894	1:29.296		79.78	1.630	14:41:14.685
4 -	57.535	***30.131***	***1:27.666***	**(1)**	***81.27***		***14:42:42.351***
5 -	***57.494***	30.302	1:27.796	**(2)**	81.14	0.130	14:44:10.147
6 -	57.544	30.263	1:27.807	**(3)**	81.13	0.141	14:45:37.954
7 -	58.147	30.662	1:28.809		80.22	1.143	14:47:06.763

P36 167 Elfed WEAVER Kawasaki - Trinity Racing

IDEAL LAP TIME : 1:49.650 BEST LAP TIME : DIFFERENCE :

LAP	SECTOR 1	SECTOR 2	LAP TIME		MPH	DIFF	TIME OF DAY
1 -	***1:08.482***	IN PIT	1:53.675	**P**	62.67		14:40:48.628

Weather / Track : Bright / Dry

Donington Park National
Circuit Length = 1.9790 miles
Start: 14:36 Flag 14:49 End: 14:50

BMCRC - MRO Championships 2018 - Rnd 5 @ Donington Park

MRO Minitwins

QUALIFYING - BEST SECTORS

	SECTOR 1			SECTOR 2			IDEAL / BEST COMPARISON					
POS	NO	NAME	TIME	NO	NAME	TIME	POS	NO	NAME	IDEAL	BEST	DIFF
									PERFECT LAP	1:17.302		
1	78	POVAH	50.159	78	POVAH	27.143	1	78	POVAH	1:17.302	1:17.389	0.087
2	4	POVAH	50.397	4	POVAH	27.318	2	4	POVAH	1:17.715	1:18.005	0.290
3	86	WITHERINGTON	50.645	777	WILLIAMS	27.392	3	86	WITHERINGTON	1:18.040	1:18.132	0.092
4	74	SINGLETON	50.654	86	WITHERINGTON	27.395	4	74	SINGLETON	1:18.123	1:18.123	0.000
5	777	WILLIAMS	50.760	444	WILLIAMS	27.410	5	777	WILLIAMS	1:18.152	1:18.166	0.014
6	3	YATES	50.791	3	YATES	27.419	6	3	YATES	1:18.210	1:18.210	0.000
7	97	PACKHAM	51.022	74	SINGLETON	27.469	7	444	WILLIAMS	1:18.603	1:18.603	0.000
8	444	WILLIAMS	51.193	97	PACKHAM	27.604	8	97	PACKHAM	1:18.626	1:18.626	0.000
9	184	TWYFORD	51.309	184	TWYFORD	27.636	9	184	TWYFORD	1:18.945	1:19.203	0.258
10	96	HARRIS	51.554	96	HARRIS	27.984	10	96	HARRIS	1:19.538	1:19.538	0.000
11	113	ELKINS	51.586	5	MANTELL	28.006	11	71	CARR	1:19.711	1:20.078	0.367
12	76	RODGERS	51.598	71	CARR	28.023	12	76	RODGERS	1:19.764	1:19.866	0.102
13	71	CARR	51.688	26	DAVIES	28.074	13	113	ELKINS	1:19.881	1:20.068	0.187
14	19	LILLEY	51.813	19	LILLEY	28.134	14	19	LILLEY	1:19.947	1:20.215	0.268
15	5	MANTELL	52.036	155	HARRIS	28.143	15	5	MANTELL	1:20.042	1:20.288	0.246
16	90	WATSON	52.316	76	RODGERS	28.166	16	26	DAVIES	1:20.392	1:20.392	0.000
17	26	DAVIES	52.318	54	JAMISON	28.268	17	155	HARRIS	1:20.590	1:20.908	0.318
18	155	HARRIS	52.447	113	ELKINS	28.295	18	54	JAMISON	1:20.922	1:20.967	0.045
19	81	MAY	52.491	28	VEASEY	28.355	19	90	WATSON	1:20.965	1:21.225	0.260
20	54	JAMISON	52.654	45	STEVENS	28.403	20	81	MAY	1:21.027	1:21.167	0.140
21	211	WARING	52.795	81	MAY	28.536	21	28	VEASEY	1:21.280	1:21.533	0.253
22	28	VEASEY	52.925	90	WATSON	28.649	22	45	STEVENS	1:21.559	1:21.749	0.190
23	555	FORD	53.033	555	FORD	28.701	23	211	WARING	1:21.643	1:21.696	0.053
24	45	STEVENS	53.156	48	WALLIS	28.724	24	555	FORD	1:21.734	1:21.915	0.181
25	84	BRANCO	53.156	84	BRANCO	28.734	25	84	BRANCO	1:21.890	1:22.153	0.263
26	48	WALLIS	53.920	211	WARING	28.848	26	48	WALLIS	1:22.644	1:22.644	0.000
27	137	CRAWT	53.942	137	CRAWT	28.913	27	137	CRAWT	1:22.855	1:22.868	0.013
28	25	DAY	54.369	25	DAY	28.964	28	25	DAY	1:23.333	1:23.333	0.000
29	13	GREEN	54.510	13	GREEN	29.352	29	13	GREEN	1:23.862	1:24.046	0.184
30	131	EVANS	55.108	181	FRANKLIN	29.455	30	181	FRANKLIN	1:24.607	1:25.505	0.898
31	181	FRANKLIN	55.152	131	EVANS	29.678	31	131	EVANS	1:24.786	1:25.069	0.283
32	43	DAVIE	55.798	43	DAVIE	29.910	32	43	DAVIE	1:25.708	1:25.923	0.215
33	51	DURANT	55.798	51	DURANT	29.926	33	51	DURANT	1:25.724	1:26.245	0.521
34	23	BECKETT	57.247	23	BECKETT	30.025	34	23	BECKETT	1:27.272	1:27.406	0.134
35	9	WATSON	57.494	9	WATSON	30.131	35	9	WATSON	1:27.625	1:27.666	0.041
36	167	WEAVER	1:08.482	167	WEAVER	41.168	36	167	WEAVER	1:49.650		

Weather / Track : Bright / Dry

Donington Park National
Circuit Length = 1.9790 miles
Start: 14:36 Flag 14:49 End: 14:50

Results can be found at www.tsl-timing.com

Printed - 14:51 Saturday, 16 June 2018

BMCRC - MRO Championships 2018 - Rnd 5 @ Donington Park

MRO Minitwins

RACE 10 - GRID (7 Laps)

ROW 13							37 167 Elfed WEAVER	
ROW 12	36 20 Jose TOUCEDA		35 9 Andrew WATSON	1:27.666		34 23 Claire BECKETT	1:27.406	
ROW 11		33 51 Andrew DURANT	1:26.245		32 43 Robert DAVIE	1:25.923		31 181 Robert FRANKLIN 1:25.505
ROW 10	30 131 Christopher EVANS	1:25.069		29 13 Wil GREEN	1:24.046		28 25 Harrison DAY	1:23.333
ROW 9		27 137 Charlie CRAWT	1:22.868		26 48 Shaun WALLIS	1:22.644		25 84 Ricardo BRANCO 1:22.153
ROW 8	24 555 Nick FORD	1:21.915		23 45 Tom STEVENS	1:21.749		22 211 Jordan WARING	1:21.696
ROW 7		21 28 Dominic VEASEY	1:21.533		20 90 Edward WATSON	1:21.225		19 81 Malvern MAY 1:21.167
ROW 6	18 54 Adam JAMISON	1:20.967		17 155 Richard HARRIS	1:20.908		16 26 Glynn DAVIES	1:20.392
ROW 5		15 5 Barry MANTELL	1:20.288		14 19 Kevin LILLEY	1:20.215		13 71 Graeme CARR 1:20.078
ROW 4	12 113 Sam ELKINS	1:20.068		11 76 Phillip RODGERS	1:19.866		10 96 Dan HARRIS	1:19.538
ROW 3		9 184 David TWYFORD	1:19.203		8 97 Jake PACKHAM	1:18.626		7 444 Mark WILLIAMS 1:18.603
ROW 2	6 3 Michael YATES	1:18.210		5 777 Mason WILLIAMS	1:18.166		4 86 Paul WITHERINGTON	1:18.132
ROW 1		3 74 Daniel SINGLETON	1:18.123		2 4 Jake POVAH	1:18.005		1 78 Keith POVAH 1:17.389

Pole

Donington Park National
Circuit Length = 1.9790 miles

These results are provisional until the conclusion of any judicial and technical matters.

Clerk Of Course :		Timekeeper :

Results can be found at www.tsl-timing.com

Printed - 14:52 Saturday, 16 June 2018

BMCRC - MRO Championships 2018 - Rnd 5 @ Donington Park

MRO Minitwins

RACE 10 - CLASSIFICATION

POS	NO	NAME	ENTRY	LAPS	TIME	GAP	DIFF	MPH	BEST	ON
1	3	**Michael YATES**	Suzuki -	7	9:11.283			90.21	**1:17.385**	7
2	78	**Keith POVAH**	Suzuki - The Park School Yeovil/E&A Gill Race Tec	7	9:11.967	**0.684**	0.684	90.10	**1:18.018**	2
3	4	**Jake POVAH**	Suzuki - www.78plate.com	7	9:12.176	**0.893**	0.209	90.07	**1:18.122**	7
4	777	**Mason WILLIAMS**	Suzuki - MoreMoto	7	9:12.469	**1.186**	0.293	90.02	**1:18.063**	2
5	97	**Jake PACKHAM**	Suzuki - Gasoline alley	7	9:13.014	**1.731**	0.545	89.93	**1:17.711**	5
6	184	**David TWYFORD**	Suzuki -	7	9:13.294	**2.011**	0.280	89.89	**1:17.781**	7
7	74	**Daniel SINGLETON**	Suzuki - me	7	9:13.522	**2.239**	0.228	89.85	**1:17.943**	4
8	444	**Mark WILLIAMS**	Suzuki - Universal Motorcycle Training	7	9:13.862	**2.579**	0.340	89.79	**1:17.976**	6
9	86	**Paul WITHERINGTON**	Suzuki - P&R plumbing	7	9:14.346	**3.063**	0.484	89.72	**1:18.201**	7
10	5	**Barry MANTELL**	Suzuki - Swedish car connection	7	9:23.661	**12.378**	9.315	88.23	**1:19.155**	2
11	113	**Sam ELKINS**	Suzuki - Me Old Man	7	9:24.052	**12.769**	0.391	88.17	**1:19.531**	2
12	71	**Graeme CARR**	Suzuki -	7	9:24.491	**13.208**	0.439	88.10	**1:19.074**	2
13	96	**Dan HARRIS**	Suzuki - HP Racing	7	9:24.507	**13.224**	0.016	88.10	**1:19.508**	6
14	19	**Kevin LILLEY**	Suzuki - Vanson Leathers	7	9:30.327	**19.044**	5.820	87.20	**1:19.567**	4
15	155	**Richard HARRIS**	Suzuki - HP Racing	7	9:30.573	**19.290**	0.246	87.16	**1:19.310**	7
16	54	**Adam JAMISON**	Suzuki - AJ Racing	7	9:32.025	**20.742**	1.452	86.94	**1:20.126**	4
17	76	**Phillip RODGERS**	Suzuki - pinbadgelab.co.uk	7	9:33.246	**21.963**	1.221	86.76	**1:19.618**	5
18	28	**Dominic VEASEY**	Suzuki - Veasey Racing	7	9:36.065	**24.782**	2.819	86.33	**1:20.693**	7
19	211	**Jordan WARING**	Suzuki - Beyond Timber Ltd	7	9:37.637	**26.354**	1.572	86.10	**1:20.964**	7
20	84	**Ricardo BRANCO**	Suzuki - IMP Racing	7	9:37.953	**26.670**	0.316	86.05	**1:20.154**	7
21	81	**Malvern MAY**	Suzuki -	7	9:38.103	**26.820**	0.150	86.03	**1:20.979**	7
22	48	**Shaun WALLIS**	Suzuki - Watling Tyres	7	9:43.317	**32.034**	5.214	85.26	**1:21.904**	7
23	45	**Tom STEVENS**	Suzuki -	7	9:43.796	**32.513**	0.479	85.19	**1:21.826**	4
24	555	**Nick FORD**	Suzuki -	7	9:44.443	**33.160**	0.647	85.09	**1:21.979**	4
25	181	**Robert FRANKLIN**	Suzuki - RCF GARDENS	7	9:58.719	**47.436**	14.276	83.07	**1:23.609**	7
26	25	**Harrison DAY**	Suzuki -	7	9:59.302	**48.019**	0.583	82.98	**1:24.299**	7
27	13	**Wil GREEN**	Suzuki - Faith Fueled Racing	7	9:59.636	**48.353**	0.334	82.94	**1:23.384**	7
28	23	**Claire BECKETT**	Suzuki - Cowpers Oak	7	10:04.459	**53.176**	4.823	82.28	**1:24.506**	4
29	51	**Andrew DURANT**	Suzuki -	7	10:05.361	**54.078**	0.902	82.15	**1:24.642**	7
30	43	**Robert DAVIE**	Suzuki -	7	10:17.522	**1:06.239**	12.161	80.54	**1:26.702**	2
31	131	**Christopher EVANS**	Suzuki - C.E PILATES	7	10:19.921	**1:08.638**	2.399	80.22	**1:25.503**	7
32	9	**Andrew WATSON**	Suzuki - TEA Time Racing	7	10:21.022	**1:09.739**	1.101	80.08	**1:26.669**	5
			NOT CLASSIFIED							
DNF	26	**Glynn DAVIES**	Suzuki -	0						
DNF	90	**Edward WATSON**	Suzuki - Motorsportdays.com TEA Time Racing	0						
			FASTEST LAP							
	3	**Michael YATES**	Suzuki -	7	1:17.385		92.06 mph		148.16 kph	

92.5% of Race Speed = 83.44 mph

Donington Park National
Circuit Length = 1.9790 miles
Start: 17:30 Flag 17:39 End: 17:41

Weather / Track : Bright / Dry
These results are provisional until the conclusion of any judicial and technical matters.

Clerk Of Course :		Timekeeper :

Results can be found at www.tsl-timing.com

Printed - 17:41 Saturday, 16 June 2018

BMCRC - MRO Championships 2018 - Rnd 5 @ Donington Park

MRO Minitwins

RACE 10 - LAP CHART

LAP 1 @ 17:31:58.619

NO	BEHIND	LAP TIME
78		1:21.132
777	0.602	1:21.734
4	0.709	1:21.841
74	1.240	1:22.372
444	1.815	1:22.947
86	1.929	1:23.061
97	2.116	1:23.248
3	2.463	1:23.595
184	2.633	1:23.765
113	3.175	1:24.307
96	3.706	1:24.838
71	3.727	1:24.859
5	3.898	1:25.030
84	5.865	1:26.997
54	5.950	1:27.082
155	6.150	1:27.282
19	6.665	1:27.797
76	6.842	1:27.974
81	7.224	1:28.356
28	7.310	1:28.442
211	8.057	1:29.189
48	8.289	1:29.421
555	8.604	1:29.736
45	8.687	1:29.819
25	10.998	1:32.130
13	11.083	1:32.215
131	11.502	1:32.634
181	11.783	1:32.915
23	12.301	1:33.433
51	13.827	1:34.959
43	14.087	1:35.219
9	15.488	1:36.620

LAP 2 @ 17:33:16.637

NO	BEHIND	LAP TIME
78		1:18.018
777	0.647	1:18.063
74	1.759	1:18.537
4	1.854	1:19.163
444	2.060	1:18.263
86	2.315	1:18.404
3	2.468	1:18.023
97	2.815	1:18.717
184	3.487	1:18.872
113	4.688	1:19.531
71	4.783	1:19.074
5	5.035	1:19.155
96	5.235	1:19.547
76	9.937	1:21.113
155	10.215	1:22.083
19	10.627	1:21.980
84	10.715	1:22.868
54	10.992	1:23.060
81	11.605	1:22.399
28	11.744	1:22.452
211	11.891	1:21.852
48	12.353	1:22.082
45	13.298	1:22.629
555	13.617	1:23.031
25	18.105	1:25.125
13	18.269	1:25.204
181	18.429	1:24.664
23	19.321	1:25.038
51	21.112	1:25.303
43	22.771	1:26.702
9	25.744	1:28.274
131	30.489	1:37.005

LAP 3 @ 17:34:35.596

NO	BEHIND	LAP TIME
78		1:18.959
777	0.193	1:18.505
74	0.889	1:18.089
4	1.096	1:18.201
444	1.836	1:18.735
3	2.222	1:18.713
97	2.308	1:18.452
86	2.454	1:19.098
184	3.097	1:18.569
113	5.430	1:19.701
5	5.579	1:19.503
96	5.844	1:19.568
71	6.252	1:20.428
155	11.392	1:20.136
19	11.827	1:20.159
76	12.443	1:21.465
54	12.534	1:20.501
84	13.588	1:21.832
28	13.938	1:21.153
211	14.623	1:21.691
81	15.031	1:22.385
48	15.870	1:22.476
45	17.219	1:22.880
555	17.515	1:22.857
25	23.509	1:24.363
13	23.898	1:24.588
181	24.074	1:24.604
23	25.336	1:24.974
51	28.004	1:25.851
43	30.921	1:27.109
9	34.840	1:28.055
131	37.625	1:26.095

LAP 4 @ 17:35:53.909

NO	BEHIND	LAP TIME
78		1:18.313
777	0.186	1:18.306
74	0.519	1:17.943
4	0.960	1:18.177
3	1.456	1:17.547
444	2.002	1:18.479
97	2.150	1:18.155
86	2.363	1:18.222
184	2.642	1:17.858
113	7.172	1:20.055
5	7.331	1:20.065
96	7.645	1:20.114
71	7.937	1:19.998
19	13.081	1:19.567
155	13.162	1:20.083
76	14.142	1:20.012
54	14.347	1:20.126
28	17.005	1:21.380
211	17.776	1:21.466
81	18.077	1:21.359
84	18.521	1:23.246
48	19.622	1:22.065
45	20.732	1:21.826
555	21.181	1:21.979
25	29.783	1:24.587
181	30.187	1:24.426
13	30.519	1:24.934
23	31.529	1:24.506
51	34.516	1:24.825
43	40.069	1:27.461
9	44.224	1:27.697
131	45.085	1:25.773

LAP 5 @ 17:37:12.681

NO	BEHIND	LAP TIME
78		1:18.772
74	0.134	1:18.387
777	0.272	1:18.858
3	0.632	1:17.948
4	0.667	1:18.479
97	1.089	1:17.711
444	2.245	1:19.015
184	2.370	1:18.500
86	2.685	1:19.094
5	8.483	1:19.924
113	9.177	1:20.777
96	9.765	1:20.892
71	9.798	1:20.633
19	14.674	1:20.365
155	14.678	1:20.288
76	14.988	1:19.618
54	15.749	1:20.174
28	19.313	1:21.080
211	20.439	1:21.435
81	20.685	1:21.380
84	21.554	1:21.805
48	24.020	1:23.170
45	24.220	1:22.260
555	24.580	1:22.171
25	35.469	1:24.458
181	35.577	1:24.162
13	37.236	1:25.489
23	38.139	1:25.382
51	40.444	1:24.700
43	48.482	1:27.185
9	52.121	1:26.669
131	52.359	1:26.046

LAP 6 @ 17:38:30.766

NO	BEHIND	LAP TIME
78		1:18.085
777	0.522	1:18.335
74	0.522	1:18.473
3	0.619	1:18.072
4	0.775	1:18.193
97	1.381	1:18.377
444	2.136	1:17.976
184	2.234	1:17.949
86	2.866	1:18.266
5	10.150	1:19.752
113	10.925	1:19.833
96	11.188	1:19.508
71	11.305	1:19.592
19	17.038	1:20.449
155	17.984	1:21.391
54	18.506	1:20.842
76	19.402	1:22.499
28	22.093	1:20.865
211	23.394	1:21.040
81	23.845	1:21.245
84	24.520	1:21.051
48	28.134	1:22.199
45	28.524	1:22.389
555	28.885	1:22.390
25	41.724	1:24.340
181	41.831	1:24.339
13	42.973	1:23.822
23	45.251	1:25.197
51	47.440	1:25.081
43	57.301	1:26.904
9	1:01.055	1:27.019
131	1:01.139	1:26.865

LAP 7 @ 17:39:48.770

NO	BEHIND	LAP TIME
3		1:17.385
78	0.684	1:18.688
4	0.893	1:18.122
777	1.186	1:18.668
97	1.731	1:18.354
184	2.011	1:17.781
74	2.239	1:19.721
444	2.579	1:18.447
86	3.063	1:18.201
5	12.378	1:20.232
113	12.769	1:19.848
71	13.208	1:19.907
96	13.224	1:20.040
19	19.044	1:20.010
155	19.290	1:19.310
54	20.742	1:20.240
76	21.963	1:20.565
28	24.782	1:20.693
211	26.354	1:20.964
84	26.670	1:20.154
81	26.820	1:20.979
48	32.034	1:21.904
45	32.513	1:21.993
555	33.160	1:22.279
181	47.436	1:23.609
25	48.019	1:24.299
13	48.353	1:23.384
23	53.176	1:25.929
51	54.078	1:24.642
43	1:06.239	1:26.942
131	1:08.638	1:25.503
9	1:09.739	1:26.688

Weather / Track : Bright / Dry

Donington Park National
Circuit Length = 1.9790 miles
Start: 17:30 Flag 17:39 End: 17:41

BMCRC - MRO Championships 2018 - Rnd 5 @ Donington Park

MRO Minitwins

RACE 10 - SECTOR ANALYSIS

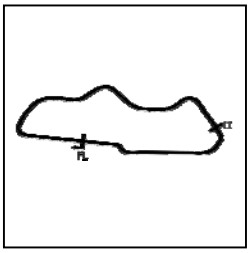

SECTOR 1 = FL to I1, SECTOR 2 = I1 to FL, DIFF = Difference To Personal Best Lap, P = Crossed Finish Line in Pit Lane, D = Time Disallowed

P1 3 Michael YATES Suzuki -

IDEAL LAP TIME : 1:17.306 BEST LAP TIME : 1:17.385 DIFFERENCE : 0.079

LAP	SECTOR 1	SECTOR 2	LAP TIME	MPH	DIFF	TIME OF DAY
1 -		27.469	1:23.595	85.22	6.210	17:32:01.082
2 -	50.723	***27.300***	1:18.023	91.31	0.638	17:33:19.105
3 -	50.475	28.238	1:18.713	90.51	1.328	17:34:37.818
4 -	50.163	27.384	1:17.547 **(2)**	91.87	0.162	17:35:55.365
5 -	50.566	27.382	1:17.948 **(3)**	91.40	0.563	17:37:13.313
6 -	50.644	27.428	1:18.072	91.25	0.687	17:38:31.385
7 -	***50.006***	27.379	***1:17.385*** **(1)**	***92.06***		***17:39:48.770***

P2 78 Keith POVAH Suzuki - The Park School Yeovil/E&A Gill Race Tech

IDEAL LAP TIME : 1:17.832 BEST LAP TIME : 1:18.018 DIFFERENCE : 0.186

LAP	SECTOR 1	SECTOR 2	LAP TIME	MPH	DIFF	TIME OF DAY
1 -		***27.356***	1:21.132	87.81	3.114	17:31:58.619
2 -	50.524	27.494	***1:18.018*** **(1)**	***91.32***		***17:33:16.637***
3 -	51.241	27.718	1:18.959	90.23	0.941	17:34:35.596
4 -	50.775	27.538	1:18.313 **(3)**	90.97	0.295	17:35:53.909
5 -	51.336	27.436	1:18.772	90.44	0.754	17:37:12.681
6 -	50.595	27.490	1:18.085 **(2)**	91.24	0.067	17:38:30.766
7 -	***50.476***	28.212	1:18.688	90.54	0.670	17:39:49.454

P3 4 Jake POVAH Suzuki - www.78plate.com

IDEAL LAP TIME : 1:17.415 BEST LAP TIME : 1:18.122 DIFFERENCE : 0.707

LAP	SECTOR 1	SECTOR 2	LAP TIME	MPH	DIFF	TIME OF DAY
1 -		27.813	1:21.841	87.05	3.719	17:31:59.328
2 -	51.292	27.871	1:19.163	89.99	1.041	17:33:18.491
3 -	50.596	27.605	1:18.201	91.10	0.079	17:34:36.692
4 -	50.866	27.311	1:18.177 **(2)**	91.13	0.055	17:35:54.869
5 -	50.910	27.569	1:18.479	90.78	0.357	17:37:13.348
6 -	50.977	***27.216***	1:18.193 **(3)**	91.11	0.071	17:38:31.541
7 -	***50.199***	27.923	***1:18.122*** **(1)**	***91.19***		***17:39:49.663***

P4 777 Mason WILLIAMS Suzuki - MoreMoto

IDEAL LAP TIME : 1:17.767 BEST LAP TIME : 1:18.063 DIFFERENCE : 0.296

LAP	SECTOR 1	SECTOR 2	LAP TIME	MPH	DIFF	TIME OF DAY
1 -		27.420	1:21.734	87.16	3.671	17:31:59.221
2 -	50.841	***27.222***	***1:18.063*** **(1)**	***91.26***		***17:33:17.284***
3 -	***50.545***	27.960	1:18.505	90.75	0.442	17:34:35.789
4 -	50.584	27.722	1:18.306 **(2)**	90.98	0.243	17:35:54.095
5 -	51.258	27.600	1:18.858	90.34	0.795	17:37:12.953
6 -	50.806	27.529	1:18.335 **(3)**	90.95	0.272	17:38:31.288
7 -	50.688	27.980	1:18.668	90.56	0.605	17:39:49.956

P5 97 Jake PACKHAM Suzuki - Gasoline alley

IDEAL LAP TIME : 1:17.711 BEST LAP TIME : 1:17.711 DIFFERENCE : 0.000

LAP	SECTOR 1	SECTOR 2	LAP TIME	MPH	DIFF	TIME OF DAY
1 -		27.628	1:23.248	85.58	5.537	17:32:00.735
2 -	51.087	27.630	1:18.717	90.50	1.006	17:33:19.452
3 -	50.730	27.722	1:18.452	90.81	0.741	17:34:37.904
4 -	50.522	27.633	1:18.155 **(2)**	91.16	0.444	17:35:56.059
5 -	***50.351***	***27.360***	***1:17.711*** **(1)**	***91.68***		***17:37:13.770***
6 -	50.948	27.429	1:18.377	90.90	0.666	17:38:32.147
7 -	50.910	27.444	1:18.354 **(3)**	90.92	0.643	17:39:50.501

P6 184 David TWYFORD Suzuki -

IDEAL LAP TIME : 1:17.585 BEST LAP TIME : 1:17.781 DIFFERENCE : 0.196

LAP	SECTOR 1	SECTOR 2	LAP TIME	MPH	DIFF	TIME OF DAY

Weather / Track : Bright / Dry

Donington Park National
Circuit Length = 1.9790 miles
Start: 17:30 Flag 17:39 End: 17:41

BMCRC - MRO Championships 2018 - Rnd 5 @ Donington Park

MRO Minitwins

RACE 10 - SECTOR ANALYSIS

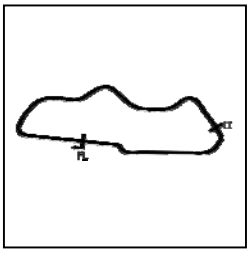

SECTOR 1 = FL to I1, SECTOR 2 = I1 to FL, DIFF = Difference To Personal Best Lap, P = Crossed Finish Line in Pit Lane, D = Time Disallowed

1 -		27.780	1:23.765		85.05	5.984	17:32:01.252
2 -	51.263	27.609	1:18.872		90.33	1.091	17:33:20.124
3 -	51.132	27.437	1:18.569		90.68	0.788	17:34:38.693
4 -	50.540	***27.318***	1:17.858	**(2)**	91.50	0.077	17:35:56.551
5 -	50.889	27.611	1:18.500		90.75	0.719	17:37:15.051
6 -	50.568	27.381	1:17.949	**(3)**	91.40	0.168	17:38:33.000
7 -	***50.267***	27.514	***1:17.781***	**(1)**	***91.59***		***17:39:50.781***

P7 74 Daniel SINGLETON Suzuki - me

IDEAL LAP TIME : 1:17.809 BEST LAP TIME : 1:17.943 DIFFERENCE : 0.134

LAP	SECTOR 1	SECTOR 2	LAP TIME		MPH	DIFF	TIME OF DAY
1 -		27.586	1:22.372		86.49	4.429	17:31:59.859
2 -	50.629	27.908	1:18.537		90.71	0.594	17:33:18.396
3 -	50.883	***27.206***	1:18.089	**(2)**	91.23	0.146	17:34:36.485
4 -	***50.603***	27.340	***1:17.943***	**(1)**	***91.40***		***17:35:54.428***
5 -	51.106	27.281	1:18.387	**(3)**	90.89	0.444	17:37:12.815
6 -	51.027	27.446	1:18.473		90.79	0.530	17:38:31.288
7 -	52.143	27.578	1:19.721		89.36	1.778	17:39:51.009

P8 444 Mark WILLIAMS Suzuki - Universal Motorcycle Training

IDEAL LAP TIME : 1:17.804 BEST LAP TIME : 1:17.976 DIFFERENCE : 0.172

LAP	SECTOR 1	SECTOR 2	LAP TIME		MPH	DIFF	TIME OF DAY
1 -		27.574	1:22.947		85.89	4.971	17:32:00.434
2 -	50.893	27.370	1:18.263	**(2)**	91.03	0.287	17:33:18.697
3 -	50.705	28.030	1:18.735		90.48	0.759	17:34:37.432
4 -	50.562	27.917	1:18.479		90.78	0.503	17:35:55.911
5 -	51.291	27.724	1:19.015		90.16	1.039	17:37:14.926
6 -	***50.463***	27.513	***1:17.976***	**(1)**	***91.36***		***17:38:32.902***
7 -	51.106	***27.341***	1:18.447	**(3)**	90.82	0.471	17:39:51.349

P9 86 Paul WITHERINGTON Suzuki - P&R plumbing

IDEAL LAP TIME : 1:17.956 BEST LAP TIME : 1:18.201 DIFFERENCE : 0.245

LAP	SECTOR 1	SECTOR 2	LAP TIME		MPH	DIFF	TIME OF DAY
1 -		27.898	1:23.061		85.77	4.860	17:32:00.548
2 -	51.085	***27.319***	1:18.404		90.87	0.203	17:33:18.952
3 -	51.546	27.552	1:19.098		90.07	0.897	17:34:38.050
4 -	***50.637***	27.585	1:18.222	**(2)**	91.08	0.021	17:35:56.272
5 -	51.488	27.606	1:19.094		90.07	0.893	17:37:15.366
6 -	50.840	27.426	1:18.266	**(3)**	91.03	0.065	17:38:33.632
7 -	50.811	27.390	***1:18.201***	**(1)**	***91.10***		***17:39:51.833***

P10 5 Barry MANTELL Suzuki - Swedish car connection

IDEAL LAP TIME : 1:19.155 BEST LAP TIME : 1:19.155 DIFFERENCE : 0.000

LAP	SECTOR 1	SECTOR 2	LAP TIME		MPH	DIFF	TIME OF DAY
1 -		27.922	1:25.030		83.78	5.875	17:32:02.517
2 -	***51.270***	***27.885***	***1:19.155***	**(1)**	***90.00***		***17:33:21.672***
3 -	51.593	27.910	1:19.503	**(2)**	89.61	0.348	17:34:41.175
4 -	51.875	28.190	1:20.065		88.98	0.910	17:36:01.240
5 -	51.999	27.925	1:19.924		89.14	0.769	17:37:21.164
6 -	51.649	28.103	1:19.752	**(3)**	89.33	0.597	17:38:40.916
7 -	51.938	28.294	1:20.232		88.80	1.077	17:40:01.148

P11 113 Sam ELKINS Suzuki - Me Old Man

IDEAL LAP TIME : 1:19.036 BEST LAP TIME : 1:19.531 DIFFERENCE : 0.495

LAP	SECTOR 1	SECTOR 2	LAP TIME		MPH	DIFF	TIME OF DAY
1 -		***27.742***	1:24.307		84.50	4.776	17:32:01.794
2 -	***51.294***	28.237	***1:19.531***	**(1)**	***89.58***		***17:33:21.325***
3 -	51.584	28.117	1:19.701	**(2)**	89.39	0.170	17:34:41.026
4 -	51.874	28.181	1:20.055		88.99	0.524	17:36:01.081

Weather / Track : Bright / Dry

Donington Park National
Circuit Length = 1.9790 miles
Start: 17:30 Flag 17:39 End: 17:41

BMCRC - MRO Championships 2018 - Rnd 5 @ Donington Park

MRO Minitwins

RACE 10 - SECTOR ANALYSIS

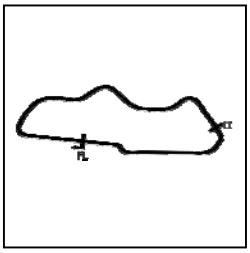

SECTOR 1 = FL to I1, SECTOR 2 = I1 to FL, DIFF = Difference To Personal Best Lap, P = Crossed Finish Line in Pit Lane, D = Time Disallowed

5 -	52.369	28.408	1:20.777	88.20	1.246	17:37:21.858
6 -	51.513	28.320	1:19.833 (3)	89.24	0.302	17:38:41.691
7 -	51.774	28.074	1:19.848	89.22	0.317	17:40:01.539

P12 71 Graeme CARR Suzuki -

IDEAL LAP TIME : 1:19.074 BEST LAP TIME : 1:19.074 DIFFERENCE : 0.000

LAP	SECTOR 1	SECTOR 2	LAP TIME	MPH	DIFF	TIME OF DAY
1 -		28.102	1:24.859	83.95	5.785	17:32:02.346
2 -	***51.176***	***27.898***	***1:19.074 (1)***	***90.10***		***17:33:21.420***
3 -	52.463	27.965	1:20.428	88.58	1.354	17:34:41.848
4 -	51.603	28.395	1:19.998	89.06	0.924	17:36:01.846
5 -	51.849	28.784	1:20.633	88.35	1.559	17:37:22.479
6 -	51.660	27.932	1:19.592 (2)	89.51	0.518	17:38:42.071
7 -	51.477	28.430	1:19.907 (3)	89.16	0.833	17:40:01.978

P13 96 Dan HARRIS Suzuki - HP Racing

IDEAL LAP TIME : 1:18.928 BEST LAP TIME : 1:19.508 DIFFERENCE : 0.580

LAP	SECTOR 1	SECTOR 2	LAP TIME	MPH	DIFF	TIME OF DAY
1 -		28.458	1:24.838	83.97	5.330	17:32:02.325
2 -	51.556	27.991	1:19.547 (2)	89.56	0.039	17:33:21.872
3 -	51.793	***27.775***	1:19.568 (3)	89.54	0.060	17:34:41.440
4 -	51.798	28.316	1:20.114	88.93	0.606	17:36:01.554
5 -	51.888	29.004	1:20.892	88.07	1.384	17:37:22.446
6 -	***51.153***	28.355	***1:19.508 (1)***	***89.60***		***17:38:41.954***
7 -	51.770	28.270	1:20.040	89.01	0.532	17:40:01.994

P14 19 Kevin LILLEY Suzuki - Vanson Leathers

IDEAL LAP TIME : 1:19.567 BEST LAP TIME : 1:19.567 DIFFERENCE : 0.000

LAP	SECTOR 1	SECTOR 2	LAP TIME	MPH	DIFF	TIME OF DAY
1 -		28.813	1:27.797	81.14	8.230	17:32:05.284
2 -	53.536	28.444	1:21.980	86.90	2.413	17:33:27.264
3 -	51.891	28.268	1:20.159 (3)	88.88	0.592	17:34:47.423
4 -	***51.572***	***27.995***	***1:19.567 (1)***	***89.54***		***17:36:06.990***
5 -	52.011	28.354	1:20.365	88.65	0.798	17:37:27.355
6 -	52.193	28.256	1:20.449	88.56	0.882	17:38:47.804
7 -	51.649	28.361	1:20.010 (2)	89.04	0.443	17:40:07.814

P15 155 Richard HARRIS Suzuki - HP Racing

IDEAL LAP TIME : 1:19.310 BEST LAP TIME : 1:19.310 DIFFERENCE : 0.000

LAP	SECTOR 1	SECTOR 2	LAP TIME	MPH	DIFF	TIME OF DAY
1 -		28.655	1:27.282	81.62	7.972	17:32:04.769
2 -	53.826	28.257	1:22.083	86.79	2.773	17:33:26.852
3 -	51.826	28.310	1:20.136 (3)	88.90	0.826	17:34:46.988
4 -	51.787	28.296	1:20.083 (2)	88.96	0.773	17:36:07.071
5 -	52.091	28.197	1:20.288	88.73	0.978	17:37:27.359
6 -	52.399	28.992	1:21.391	87.53	2.081	17:38:48.750
7 -	***51.536***	***27.774***	***1:19.310 (1)***	***89.83***		***17:40:08.060***

P16 54 Adam JAMISON Suzuki - AJ Racing

IDEAL LAP TIME : 1:19.877 BEST LAP TIME : 1:20.126 DIFFERENCE : 0.249

LAP	SECTOR 1	SECTOR 2	LAP TIME	MPH	DIFF	TIME OF DAY
1 -		28.751	1:27.082	81.81	6.956	17:32:04.569
2 -	54.357	28.703	1:23.060	85.77	2.934	17:33:27.629
3 -	52.419	28.082	1:20.501	88.50	0.375	17:34:48.130
4 -	51.945	28.181	***1:20.126 (1)***	***88.91***		***17:36:08.256***
5 -	52.198	***27.976***	1:20.174 (2)	88.86	0.048	17:37:28.430
6 -	***51.901***	28.941	1:20.842	88.13	0.716	17:38:49.272
7 -	52.030	28.210	1:20.240 (3)	88.79	0.114	17:40:09.512

Weather / Track : Bright / Dry

Donington Park National
Circuit Length = 1.9790 miles
Start: 17:30 Flag 17:39 End: 17:41

BMCRC - MRO Championships 2018 - Rnd 5 @ Donington Park

MRO Minitwins

RACE 10 - SECTOR ANALYSIS

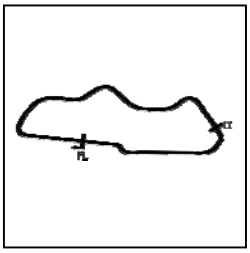

SECTOR 1 = FL to I1, SECTOR 2 = I1 to FL, DIFF = Difference To Personal Best Lap, P = Crossed Finish Line in Pit Lane, D = Time Disallowed

P17 76 Phillip RODGERS Suzuki - pinbadgelab.co.uk

IDEAL LAP TIME : 1:19.521 BEST LAP TIME : 1:19.618 DIFFERENCE : 0.097

LAP	SECTOR 1	SECTOR 2	LAP TIME	MPH	DIFF	TIME OF DAY
1 -		29.109	1:27.974	80.98	8.356	17:32:05.461
2 -	52.858	28.255	1:21.113	87.83	1.495	17:33:26.574
3 -	52.810	28.655	1:21.465	87.45	1.847	17:34:48.039
4 -	***51.633***	28.379	1:20.012 **(2)**	89.04	0.394	17:36:08.051
5 -	51.730	***27.888***	***1:19.618*** **(1)**	***89.48***		***17:37:27.669***
6 -	52.298	30.201	1:22.499	86.36	2.881	17:38:50.168
7 -	52.064	28.501	1:20.565 **(3)**	88.43	0.947	17:40:10.733

P18 28 Dominic VEASEY Suzuki - Veasey Racing

IDEAL LAP TIME : 1:20.552 BEST LAP TIME : 1:20.693 DIFFERENCE : 0.141

LAP	SECTOR 1	SECTOR 2	LAP TIME	MPH	DIFF	TIME OF DAY
1 -		28.824	1:28.442	80.55	7.749	17:32:05.929
2 -	53.342	29.110	1:22.452	86.40	1.759	17:33:28.381
3 -	52.569	28.584	1:21.153	87.79	0.460	17:34:49.534
4 -	52.911	28.469	1:21.380	87.54	0.687	17:36:10.914
5 -	52.765	***28.315***	1:21.080 **(3)**	87.87	0.387	17:37:31.994
6 -	52.386	28.479	1:20.865 **(2)**	88.10	0.172	17:38:52.859
7 -	***52.237***	28.456	***1:20.693*** **(1)**	***88.29***		***17:40:13.552***

P19 211 Jordan WARING Suzuki - Beyond Timber Ltd

IDEAL LAP TIME : 1:20.964 BEST LAP TIME : 1:20.964 DIFFERENCE : 0.000

LAP	SECTOR 1	SECTOR 2	LAP TIME	MPH	DIFF	TIME OF DAY
1 -		29.563	1:29.189	79.88	8.225	17:32:06.676
2 -	52.912	28.940	1:21.852	87.04	0.888	17:33:28.528
3 -	53.029	28.662	1:21.691	87.21	0.727	17:34:50.219
4 -	52.740	28.726	1:21.466	87.45	0.502	17:36:11.685
5 -			1:21.435 **(3)**	87.48	0.471	17:37:33.120
6 -	52.393	28.647	1:21.040 **(2)**	87.91	0.076	17:38:54.160
7 -	***52.384***	***28.580***	***1:20.964*** **(1)**	***87.99***		***17:40:15.124***

P20 84 Ricardo BRANCO Suzuki - IMP Racing

IDEAL LAP TIME : 1:20.154 BEST LAP TIME : 1:20.154 DIFFERENCE : 0.000

LAP	SECTOR 1	SECTOR 2	LAP TIME	MPH	DIFF	TIME OF DAY
1 -		28.914	1:26.997	81.89	6.843	17:32:04.484
2 -	54.202	28.666	1:22.868	85.97	2.714	17:33:27.352
3 -	53.349	28.483	1:21.832	87.06	1.678	17:34:49.184
4 -	54.205	29.041	1:23.246	85.58	3.092	17:36:12.430
5 -	52.860	28.945	1:21.805 **(3)**	87.09	1.651	17:37:34.235
6 -	52.719	28.332	1:21.051 **(2)**	87.90	0.897	17:38:55.286
7 -	***52.331***	***27.823***	***1:20.154*** **(1)**	***88.88***		***17:40:15.440***

P21 81 Malvern MAY Suzuki -

IDEAL LAP TIME : 1:20.781 BEST LAP TIME : 1:20.979 DIFFERENCE : 0.198

LAP	SECTOR 1	SECTOR 2	LAP TIME	MPH	DIFF	TIME OF DAY
1 -		29.144	1:28.356	80.63	7.377	17:32:05.843
2 -	53.205	29.194	1:22.399	86.46	1.420	17:33:28.242
3 -	53.705	28.680	1:22.385	86.47	1.406	17:34:50.627
4 -	52.650	28.709	1:21.359 **(3)**	87.57	0.380	17:36:11.986
5 -	52.770	28.610	1:21.380	87.54	0.401	17:37:33.366
6 -	52.704	***28.541***	1:21.245 **(2)**	87.69	0.266	17:38:54.611
7 -	***52.240***	28.739	***1:20.979*** **(1)**	***87.98***		***17:40:15.590***

P22 48 Shaun WALLIS Suzuki - Watling Tyres

IDEAL LAP TIME : 1:21.459 BEST LAP TIME : 1:21.904 DIFFERENCE : 0.445

LAP	SECTOR 1	SECTOR 2	LAP TIME	MPH	DIFF	TIME OF DAY

Weather / Track : Bright / Dry

Donington Park National
Circuit Length = 1.9790 miles
Start: 17:30 Flag 17:39 End: 17:41

BMCRC - MRO Championships 2018 - Rnd 5 @ Donington Park

MRO Minitwins

RACE 10 - SECTOR ANALYSIS

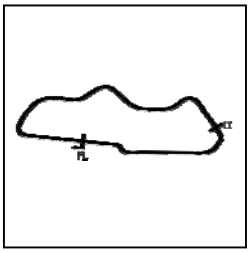

SECTOR 1 = FL to I1, SECTOR 2 = I1 to FL, DIFF = Difference To Personal Best Lap, P = Crossed Finish Line in Pit Lane, D = Time Disallowed

1 -		28.871	1:29.421		79.67	7.517	17:32:06.908
2 -	53.553	28.529	1:22.082	(3)	86.79	0.178	17:33:28.990
3 -	53.458	29.018	1:22.476		86.38	0.572	17:34:51.466
4 -	***53.003***	29.062	1:22.065	(2)	86.81	0.161	17:36:13.531
5 -	53.773	29.397	1:23.170		85.66	1.266	17:37:36.701
6 -	53.743	***28.456***	1:22.199		86.67	0.295	17:38:58.900
7 -	53.399	28.505	***1:21.904***	**(1)**	***86.98***		***17:40:20.804***

P23 45 Tom STEVENS Suzuki -

IDEAL LAP TIME : 1:21.491 BEST LAP TIME : 1:21.826 DIFFERENCE : 0.335

LAP	SECTOR 1	SECTOR 2	LAP TIME		MPH	DIFF	TIME OF DAY
1 -		28.933	1:29.819		79.32	7.993	17:32:07.306
2 -	53.941	28.688	1:22.629		86.22	0.803	17:33:29.935
3 -	54.024	28.856	1:22.880		85.96	1.054	17:34:52.815
4 -	53.212	***28.614***	***1:21.826***	**(1)**	***87.07***		***17:36:14.641***
5 -	***52.877***	29.383	1:22.260	**(3)**	86.61	0.434	17:37:36.901
6 -	53.345	29.044	1:22.389		86.47	0.563	17:38:59.290
7 -	53.252	28.741	1:21.993	**(2)**	86.89	0.167	17:40:21.283

P24 555 Nick FORD Suzuki -

IDEAL LAP TIME : 1:21.890 BEST LAP TIME : 1:21.979 DIFFERENCE : 0.089

LAP	SECTOR 1	SECTOR 2	LAP TIME		MPH	DIFF	TIME OF DAY
1 -		29.427	1:29.736		79.39	7.757	17:32:07.223
2 -	53.629	29.402	1:23.031		85.80	1.052	17:33:30.254
3 -	53.985	28.872	1:22.857		85.98	0.878	17:34:53.111
4 -	53.143	28.836	***1:21.979***	**(1)**	***86.90***		***17:36:15.090***
5 -	***53.141***	29.030	1:22.171	**(2)**	86.70	0.192	17:37:37.261
6 -	53.641	***28.749***	1:22.390		86.47	0.411	17:38:59.651
7 -	53.436	28.843	1:22.279	**(3)**	86.59	0.300	17:40:21.930

P25 181 Robert FRANKLIN Suzuki - RCF GARDENS

IDEAL LAP TIME : 1:23.609 BEST LAP TIME : 1:23.609 DIFFERENCE : 0.000

LAP	SECTOR 1	SECTOR 2	LAP TIME		MPH	DIFF	TIME OF DAY
1 -		29.436	1:32.915		76.67	9.306	17:32:10.402
2 -	55.033	29.631	1:24.664		84.15	1.055	17:33:35.066
3 -	55.334	29.270	1:24.604		84.21	0.995	17:34:59.670
4 -	54.812	29.614	1:24.426		84.38	0.817	17:36:24.096
5 -	54.671	29.491	1:24.162	**(2)**	84.65	0.553	17:37:48.258
6 -	54.896	29.443	1:24.339	**(3)**	84.47	0.730	17:39:12.597
7 -	***54.620***	***28.989***	***1:23.609***	**(1)**	***85.21***		***17:40:36.206***

P26 25 Harrison DAY Suzuki -

IDEAL LAP TIME : 1:23.855 BEST LAP TIME : 1:24.299 DIFFERENCE : 0.444

LAP	SECTOR 1	SECTOR 2	LAP TIME		MPH	DIFF	TIME OF DAY
1 -		29.642	1:32.130		77.33	7.831	17:32:09.617
2 -	55.427	29.698	1:25.125		83.69	0.826	17:33:34.742
3 -	54.836	***29.527***	1:24.363	**(3)**	84.45	0.064	17:34:59.105
4 -	54.789	29.798	1:24.587		84.22	0.288	17:36:23.692
5 -	54.770	29.688	1:24.458		84.35	0.159	17:37:48.150
6 -	54.804	29.536	1:24.340	**(2)**	84.47	0.041	17:39:12.490
7 -	***54.328***	29.971	***1:24.299***	**(1)**	***84.51***		***17:40:36.789***

P27 13 Wil GREEN Suzuki - Faith Fueled Racing

IDEAL LAP TIME : 1:23.384 BEST LAP TIME : 1:23.384 DIFFERENCE : 0.000

LAP	SECTOR 1	SECTOR 2	LAP TIME		MPH	DIFF	TIME OF DAY
1 -		30.152	1:32.215		77.26	8.831	17:32:09.702
2 -	55.499	29.705	1:25.204		83.61	1.820	17:33:34.906
3 -	55.034	29.554	1:24.588	**(3)**	84.22	1.204	17:34:59.494
4 -	54.628	30.306	1:24.934		83.88	1.550	17:36:24.428

Weather / Track : Bright / Dry

Donington Park National
Circuit Length = 1.9790 miles
Start: 17:30 Flag 17:39 End: 17:41

BMCRC - MRO Championships 2018 - Rnd 5 @ Donington Park

MRO Minitwins

RACE 10 - SECTOR ANALYSIS

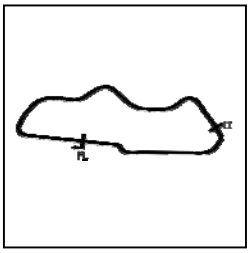

SECTOR 1 = FL to I1, SECTOR 2 = I1 to FL, DIFF = Difference To Personal Best Lap, P = Crossed Finish Line in Pit Lane, D = Time Disallowed

5 -	55.621	29.868	1:25.489	83.33	2.105	17:37:49.917
6 -	54.338	29.484	1:23.822 (2)	84.99	0.438	17:39:13.739
7 -	***54.135***	***29.249***	***1:23.384 (1)***	***85.44***		***17:40:37.123***

P28 23 Claire BECKETT Suzuki - Cowpers Oak

IDEAL LAP TIME : 1:24.348 BEST LAP TIME : 1:24.506 DIFFERENCE : 0.158

LAP	SECTOR 1	SECTOR 2	LAP TIME	MPH	DIFF	TIME OF DAY
1 -		30.196	1:33.433	76.25	8.927	17:32:10.920
2 -	55.273	29.765	1:25.038 (3)	83.78	0.532	17:33:35.958
3 -	55.594	***29.380***	1:24.974 (2)	83.84	0.468	17:35:00.932
4 -	***54.968***	29.538	***1:24.506 (1)***	***84.30***		***17:36:25.438***
5 -	55.778	29.604	1:25.382	83.44	0.876	17:37:50.820
6 -	55.316	29.881	1:25.197	83.62	0.691	17:39:16.017
7 -	56.036	29.893	1:25.929	82.91	1.423	17:40:41.946

P29 51 Andrew DURANT Suzuki -

IDEAL LAP TIME : 1:24.534 BEST LAP TIME : 1:24.642 DIFFERENCE : 0.108

LAP	SECTOR 1	SECTOR 2	LAP TIME	MPH	DIFF	TIME OF DAY
1 -		31.404	1:34.959	75.02	10.317	17:32:12.446
2 -	54.982	30.321	1:25.303	83.52	0.661	17:33:37.749
3 -	55.310	30.541	1:25.851	82.98	1.209	17:35:03.600
4 -	54.933	29.892	1:24.825 (3)	83.99	0.183	17:36:28.425
5 -	***54.789***	29.911	1:24.700 (2)	84.11	0.058	17:37:53.125
6 -	55.117	29.964	1:25.081	83.73	0.439	17:39:18.206
7 -	54.897	***29.745***	***1:24.642 (1)***	***84.17***		***17:40:42.848***

P30 43 Robert DAVIE Suzuki -

IDEAL LAP TIME : 1:26.318 BEST LAP TIME : 1:26.702 DIFFERENCE : 0.384

LAP	SECTOR 1	SECTOR 2	LAP TIME	MPH	DIFF	TIME OF DAY
1 -		30.270	1:35.219	74.82	8.517	17:32:12.706
2 -	56.756	***29.946***	***1:26.702 (1)***	***82.17***		***17:33:39.408***
3 -	56.986	30.123	1:27.109	81.78	0.407	17:35:06.517
4 -	57.345	30.116	1:27.461	81.46	0.759	17:36:33.978
5 -	56.681	30.504	1:27.185	81.71	0.483	17:38:01.163
6 -	***56.372***	30.532	1:26.904 (2)	81.98	0.202	17:39:28.067
7 -	56.758	30.184	1:26.942 (3)	81.94	0.240	17:40:55.009

P31 131 Christopher EVANS Suzuki - C.E PILATES

IDEAL LAP TIME : 1:25.471 BEST LAP TIME : 1:25.503 DIFFERENCE : 0.032

LAP	SECTOR 1	SECTOR 2	LAP TIME	MPH	DIFF	TIME OF DAY
1 -		29.617	1:32.634	76.91	7.131	17:32:10.121
2 -	1:06.700	30.305	1:37.005	73.44	11.502	17:33:47.126
3 -	56.297	29.798	1:26.095	82.75	0.592	17:35:13.221
4 -	***55.880***	29.893	1:25.773 (2)	83.06	0.270	17:36:38.994
5 -	56.391	29.655	1:26.046 (3)	82.80	0.543	17:38:05.040
6 -	57.030	29.835	1:26.865	82.01	1.362	17:39:31.905
7 -	55.912	***29.591***	***1:25.503 (1)***	***83.32***		***17:40:57.408***

P32 9 Andrew WATSON Suzuki - TEA Time Racing

IDEAL LAP TIME : 1:26.030 BEST LAP TIME : 1:26.669 DIFFERENCE : 0.639

LAP	SECTOR 1	SECTOR 2	LAP TIME	MPH	DIFF	TIME OF DAY
1 -		32.492	1:36.620	73.73	9.951	17:32:14.107
2 -	58.384	29.890	1:28.274	80.71	1.605	17:33:42.381
3 -	57.878	30.177	1:28.055	80.91	1.386	17:35:10.436
4 -	56.988	30.709	1:27.697	81.24	1.028	17:36:38.133
5 -	***56.583***	30.086	***1:26.669 (1)***	***82.20***		***17:38:04.802***
6 -	57.572	***29.447***	1:27.019 (3)	81.87	0.350	17:39:31.821
7 -	57.153	29.535	1:26.688 (2)	82.18	0.019	17:40:58.509

Weather / Track : Bright / Dry

Donington Park National
Circuit Length = 1.9790 miles
Start: 17:30 Flag 17:39 End: 17:41

BMCRC - MRO Championships 2018 - Rnd 5 @ Donington Park

MRO Minitwins

RACE 10 - BEST SECTORS

SECTOR 1				SECTOR 2				IDEAL / BEST COMPARISON					
POS	NO	NAME	TIME	NO	NAME	TIME		POS	NO	NAME	IDEAL	BEST	DIFF
										PERFECT LAP	1:17.212		
1	3	YATES	50.006	74	SINGLETON	27.206		1	3	YATES	1:17.306	1:17.385	0.079
2	4	POVAH	50.199	4	POVAH	27.216		2	4	POVAH	1:17.415	1:18.122	0.707
3	184	TWYFORD	50.267	777	WILLIAMS	27.222		3	184	TWYFORD	1:17.585	1:17.781	0.196
4	97	PACKHAM	50.351	3	YATES	27.300		4	97	PACKHAM	1:17.711	1:17.711	0.000
5	444	WILLIAMS	50.463	184	TWYFORD	27.318		5	777	WILLIAMS	1:17.767	1:18.063	0.296
6	78	POVAH	50.476	86	WITHERINGTON	27.319		6	444	WILLIAMS	1:17.804	1:17.976	0.172
7	777	WILLIAMS	50.545	444	WILLIAMS	27.341		7	74	SINGLETON	1:17.809	1:17.943	0.134
8	74	SINGLETON	50.603	78	POVAH	27.356		8	78	POVAH	1:17.832	1:18.018	0.186
9	86	WITHERINGTON	50.637	97	PACKHAM	27.360		9	86	WITHERINGTON	1:17.956	1:18.201	0.245
10	96	HARRIS	51.153	113	ELKINS	27.742		10	96	HARRIS	1:18.928	1:19.508	0.580
11	71	CARR	51.176	155	HARRIS	27.774		11	113	ELKINS	1:19.036	1:19.531	0.495
12	5	MANTELL	51.270	96	HARRIS	27.775		12	71	CARR	1:19.074	1:19.074	0.000
13	113	ELKINS	51.294	84	BRANCO	27.823		13	5	MANTELL	1:19.155	1:19.155	0.000
14	155	HARRIS	51.536	5	MANTELL	27.885		14	155	HARRIS	1:19.310	1:19.310	0.000
15	19	LILLEY	51.572	76	RODGERS	27.888		15	76	RODGERS	1:19.521	1:19.618	0.097
16	76	RODGERS	51.633	71	CARR	27.898		16	19	LILLEY	1:19.567	1:19.567	0.000
17	54	JAMISON	51.901	54	JAMISON	27.976		17	54	JAMISON	1:19.877	1:20.126	0.249
18	28	VEASEY	52.237	19	LILLEY	27.995		18	84	BRANCO	1:20.154	1:20.154	0.000
19	81	MAY	52.240	28	VEASEY	28.315		19	28	VEASEY	1:20.552	1:20.693	0.141
20	84	BRANCO	52.331	48	WALLIS	28.456		20	81	MAY	1:20.781	1:20.979	0.198
21	211	WARING	52.384	81	MAY	28.541		21	211	WARING	1:20.964	1:20.964	0.000
22	45	STEVENS	52.877	211	WARING	28.580		22	48	WALLIS	1:21.459	1:21.904	0.445
23	48	WALLIS	53.003	45	STEVENS	28.614		23	45	STEVENS	1:21.491	1:21.826	0.335
24	555	FORD	53.141	555	FORD	28.749		24	555	FORD	1:21.890	1:21.979	0.089
25	13	GREEN	54.135	181	FRANKLIN	28.989		25	13	GREEN	1:23.384	1:23.384	0.000
26	25	DAY	54.328	13	GREEN	29.249		26	181	FRANKLIN	1:23.609	1:23.609	0.000
27	181	FRANKLIN	54.620	23	BECKETT	29.380		27	25	DAY	1:23.855	1:24.299	0.444
28	51	DURANT	54.789	9	WATSON	29.447		28	23	BECKETT	1:24.348	1:24.506	0.158
29	23	BECKETT	54.968	25	DAY	29.527		29	51	DURANT	1:24.534	1:24.642	0.108
30	131	EVANS	55.880	131	EVANS	29.591		30	131	EVANS	1:25.471	1:25.503	0.032
31	43	DAVIE	56.372	51	DURANT	29.745		31	9	WATSON	1:26.030	1:26.669	0.639
32	9	WATSON	56.583	43	DAVIE	29.946		32	43	DAVIE	1:26.318	1:26.702	0.384
33													
34													

Weather / Track : Bright / Dry

Donington Park National
Circuit Length = 1.9790 miles
Start: 17:30 Flag 17:39 End: 17:41

Results can be found at www.tsl-timing.com

Printed - 17:42 Saturday, 16 June 2018

BMCRC - MRO Championships 2018 - Rnd 5 @ Donington Park

MRO Minitwins

RACE 10 - GRID (10 Laps)

ROW 13	39	38	37 167 Elfed WEAVER
ROW 12	36 137 Charlie CRAWT	35 20 Jose TOUCEDA	34 90 Edward WATSON
ROW 11	33 26 Glynn DAVIES	32 43 Robert DAVIE 1:26.702	31 9 Andrew WATSON 1:26.669
ROW 10	30 131 Christopher EVANS 1:25.503	29 51 Andrew DURANT 1:24.642	28 23 Claire BECKETT 1:24.506
ROW 9	27 25 Harrison DAY 1:24.299	26 181 Robert FRANKLIN 1:23.609	25 13 Wil GREEN 1:23.384
ROW 8	24 555 Nick FORD 1:21.979	23 48 Shaun WALLIS 1:21.904	22 45 Tom STEVENS 1:21.826
ROW 7	21 81 Malvern MAY 1:20.979	20 211 Jordan WARING 1:20.964	19 28 Dominic VEASEY 1:20.693
ROW 6	18 84 Ricardo BRANCO 1:20.154	17 54 Adam JAMISON 1:20.126	16 76 Phillip RODGERS 1:19.618
ROW 5	15 19 Kevin LILLEY 1:19.567	14 113 Sam ELKINS 1:19.531	13 96 Dan HARRIS 1:19.508
ROW 4	12 155 Richard HARRIS 1:19.310	11 5 Barry MANTELL 1:19.155	10 71 Graeme CARR 1:19.074
ROW 3	9 86 Paul WITHERINGTON 1:18.201	8 4 Jake POVAH 1:18.122	7 777 Mason WILLIAMS 1:18.063
ROW 2	6 78 Keith POVAH 1:18.018	5 444 Mark WILLIAMS 1:17.976	4 74 Daniel SINGLETON 1:17.943
ROW 1	3 184 David TWYFORD 1:17.781	2 97 Jake PACKHAM 1:17.711	1 3 Michael YATES 1:17.385

Pole

Donington Park National
Circuit Length = 1.9790 miles

These results are provisional until the conclusion of any judicial and technical matters.

Clerk Of Course :		Timekeeper :

Results can be found at www.tsl-timing.com

Printed - 17:43 Saturday, 16 June 2018

BMCRC - MRO Championships 2018 - Rnd 5 @ Donington Park

MRO Minitwins

RACE 10 - CLASSIFICATION

POS	NO	NAME	ENTRY	LAPS	TIME	GAP	DIFF	MPH	BEST	ON
1	74	**Daniel SINGLETON**	Suzuki - me	6	7:48.768			90.90	**1:17.263**	5
2	777	**Mason WILLIAMS**	Suzuki - MoreMoto	6	7:49.335	**0.567**	0.567	90.79	**1:17.297**	3
3	97	**Jake PACKHAM**	Suzuki - Gasoline alley	6	7:49.500	**0.732**	0.165	90.75	**1:17.218**	6
4	444	**Mark WILLIAMS**	Suzuki - Universal Motorcycle Training	6	7:49.991	**1.223**	0.491	90.66	**1:17.307**	4
5	26	**Glynn DAVIES**	Suzuki -	6	7:50.165	**1.397**	0.174	90.63	**1:17.181**	2
6	184	**David TWYFORD**	Suzuki -	6	7:50.272	**1.504**	0.107	90.61	**1:17.034**	4
7	86	**Paul WITHERINGTON**	Suzuki - P&R plumbing	6	7:50.912	**2.144**	0.640	90.48	**1:17.207**	3
8	113	**Sam ELKINS**	Suzuki - Me Old Man	6	7:55.103	**6.335**	4.191	89.68	**1:17.703**	2
9	5	**Barry MANTELL**	Suzuki - Swedish car connection	6	7:57.362	**8.594**	2.259	89.26	**1:18.290**	2
10	3 *	**Michael YATES**	Suzuki -	6	7:59.495	**10.727**	2.133	88.86	**1:17.285**	4
11	78	**Keith POVAH**	Suzuki - The Park School Yeovil/E&A Gill Race Tec	6	8:01.247	**12.479**	1.752	88.54	**1:17.970**	6
12	96	**Dan HARRIS**	Suzuki - HP Racing	6	8:01.352	**12.584**	0.105	88.52	**1:18.758**	6
13	4	**Jake POVAH**	Suzuki - www.78plate.com	6	8:01.543	**12.775**	0.191	88.48	**1:18.113**	6
14	84	**Ricardo BRANCO**	Suzuki - IMP Racing	6	8:06.137	**17.369**	4.594	87.65	**1:19.591**	6
15	155	**Richard HARRIS**	Suzuki - HP Racing	6	8:06.598	**17.830**	0.461	87.57	**1:19.279**	2
16	90	**Edward WATSON**	Suzuki - Motorsportdays.com TEA Time Racing	6	8:06.688	**17.920**	0.090	87.55	**1:19.872**	6
17	81	**Malvern MAY**	Suzuki -	6	8:07.511	**18.743**	0.823	87.40	**1:19.604**	3
18	28	**Dominic VEASEY**	Suzuki - Veasey Racing	6	8:07.906	**19.138**	0.395	87.33	**1:19.957**	3
19	54	**Adam JAMISON**	Suzuki - AJ Racing	6	8:08.053	**19.285**	0.147	87.30	**1:19.605**	2
20	211	**Jordan WARING**	Suzuki - Beyond Timber Ltd	6	8:08.611	**19.843**	0.558	87.20	**1:20.043**	2
21	76	**Phillip RODGERS**	Suzuki - pinbadgelab.co.uk	6	8:10.082	**21.314**	1.471	86.94	**1:19.200**	6
22	71	**Graeme CARR**	Suzuki -	6	8:13.392	**24.624**	3.310	86.36	**1:20.111**	4
23	45	**Tom STEVENS**	Suzuki -	6	8:13.749	**24.981**	0.357	86.30	**1:20.560**	5
24	48	**Shaun WALLIS**	Suzuki - Watling Tyres	6	8:16.088	**27.320**	2.339	85.89	**1:21.293**	5
25	13	**Wil GREEN**	Suzuki - Faith Fueled Racing	6	8:16.620	**27.852**	0.532	85.80	**1:21.221**	6
26	25	**Harrison DAY**	Suzuki -	6	8:18.167	**29.399**	1.547	85.53	**1:21.626**	2
27	23	**Claire BECKETT**	Suzuki - Cowpers Oak	6	8:30.124	**41.356**	11.957	83.53	**1:23.229**	2
28	131	**Christopher EVANS**	Suzuki - C.E PILATES	6	8:31.127	**42.359**	1.003	83.36	**1:23.252**	6
29	181	**Robert FRANKLIN**	Suzuki - RCF GARDENS	6	8:36.176	**47.408**	5.049	82.55	**1:24.069**	5
30	43	**Robert DAVIE**	Suzuki -	6	8:41.828	**53.060**	5.652	81.65	**1:24.917**	6
			NOT CLASSIFIED							
DNF	19	**Kevin LILLEY**	Suzuki - Vanson Leathers	2	2:43.761	**4 Laps**	4 Laps	86.17	**1:18.849**	2
			FASTEST LAP							
	184	**David TWYFORD**	Suzuki -	4	1:17.034		92.48 mph		148.84 kph	

***Bike No: 3 -10 Second time penalty, starting from the incorrect grid position**
92.5% of Race Speed = 84.08 mph

Donington Park National
Circuit Length = 1.9790 miles
Start: 13:20 Flag 13:28 End: 13:29

Weather / Track : Bright / Dry
These results are provisional until the conclusion of any judicial and technical matters.

Clerk Of Course :		Timekeeper :

Results can be found at www.tsl-timing.com

Printed - 13:30 Sunday, 17 June 2018

BMCRC - MRO Championships 2018 - Rnd 5 @ Donington Park

MRO Minitwins

RACE 10 - LAP CHART

LAP 1 @ 13:22:13.608

NO	BEHIND	LAP TIME
777		1:20.912
74	0.223	1:21.135
444	0.405	1:21.317
3	0.624	1:21.536
97	0.760	1:21.672
184	0.979	1:21.891
86	1.738	1:22.650
26	1.830	1:22.742
113	2.433	1:23.345
5	2.602	1:23.514
84	3.559	1:24.471
19	4.000	1:24.912
155	4.459	1:25.371
54	4.574	1:25.486
96	4.885	1:25.797
90	4.889	1:25.801
78	4.929	1:25.841
211	5.222	1:26.134
28	5.303	1:26.215
4	5.412	1:26.324
48	6.293	1:27.205
81	6.423	1:27.335
45	6.984	1:27.896
76	7.495	1:28.407
13	7.656	1:28.568
25	7.835	1:28.747
23	8.388	1:29.300
71	8.506	1:29.418
181	10.644	1:31.556
131	11.157	1:32.069
43	11.894	1:32.806

LAP 2 @ 13:23:31.294

NO	BEHIND	LAP TIME
74		1:17.463
777	0.065	1:17.751
444	0.480	1:17.761
97	0.773	1:17.699
3	0.823	1:17.885
26	1.325	1:17.181
184	1.343	1:18.050
86	2.045	1:17.993
113	2.450	1:17.703
5	3.206	1:18.290
19	5.163	1:18.849
84	5.673	1:19.800
155	6.052	1:19.279
78	6.398	1:19.155
54	6.493	1:19.605
96	6.585	1:19.386
4	6.784	1:19.058
90	7.344	1:20.141
211	7.579	1:20.043
28	7.735	1:20.118
81	8.525	1:19.788
45	10.692	1:21.394
48	10.917	1:22.310
76	11.005	1:21.196
13	11.513	1:21.543
25	11.775	1:21.626
71	11.855	1:21.035
23	13.931	1:23.229
181	17.463	1:24.505
131	18.040	1:24.569
43	19.503	1:25.295

LAP 3 @ 13:24:48.656

NO	BEHIND	LAP TIME
777		1:17.297
74	0.083	1:17.445
444	0.513	1:17.395
97	0.744	1:17.333
3	0.926	1:17.465
26	1.241	1:17.278
184	1.725	1:17.744
86	1.890	1:17.207
113	2.968	1:17.880
5	4.268	1:18.424
84	8.066	1:19.755
96	8.202	1:18.979
155	8.446	1:19.756
78	8.994	1:19.958
4	9.280	1:19.858
90	9.860	1:19.878
54	9.877	1:20.746
28	10.330	1:19.957
81	10.767	1:19.604
211	10.913	1:20.696
45	14.565	1:21.235
76	14.749	1:21.106
48	15.824	1:22.269
71	16.184	1:21.691
13	16.749	1:22.598
25	17.040	1:22.627
23	21.295	1:24.726
131	24.684	1:24.006
181	25.470	1:25.369
43	29.297	1:27.156

LAP 4 @ 13:26:06.476

NO	BEHIND	LAP TIME
444		1:17.307
777	0.195	1:18.015
74	0.328	1:18.065
3	0.391	1:17.285
97	0.525	1:17.601
26	0.730	1:17.309
184	0.939	1:17.034
86	1.374	1:17.304
113	3.645	1:18.497
5	5.260	1:18.812
96	9.710	1:19.328
84	11.204	1:20.958
4	11.393	1:19.933
78	11.434	1:20.260
155	12.049	1:21.423
90	12.255	1:20.215
54	12.362	1:20.305
28	12.816	1:20.306
81	13.089	1:20.142
211	13.831	1:20.738
76	17.127	1:20.198
45	17.770	1:21.025
71	18.475	1:20.111
48	19.670	1:21.666
13	20.242	1:21.313
25	20.914	1:21.694
23	27.596	1:24.121
131	30.186	1:23.322
181	32.291	1:24.641
43	36.851	1:25.374

LAP 5 @ 13:27:24.067

NO	BEHIND	LAP TIME
74		1:17.263
777	0.321	1:17.717
444	0.541	1:18.132
3	0.739	1:17.939
97	0.911	1:17.977
26	1.427	1:18.288
184	1.572	1:18.224
86	2.156	1:18.373
113	4.926	1:18.872
5	6.694	1:19.025
96	11.223	1:19.104
78	11.906	1:18.063
4	12.059	1:18.257
84	15.175	1:21.562
90	15.445	1:20.781
155	15.616	1:21.158
81	15.925	1:20.427
54	16.264	1:21.493
28	16.451	1:21.226
211	16.997	1:20.757
76	19.511	1:19.975
45	20.739	1:20.560
71	21.611	1:20.727
48	23.372	1:21.293
13	24.028	1:21.377
25	24.988	1:21.665
23	34.391	1:24.386
131	36.504	1:23.909
181	38.769	1:24.069
43	45.540	1:26.280

LAP 6 @ 13:28:41.464

NO	BEHIND	LAP TIME
74		1:17.397
777	0.567	1:17.643
3	0.727	1:17.385
97	0.732	1:17.218
444	1.223	1:18.079
26	1.397	1:17.367
184	1.504	1:17.329
86	2.144	1:17.385
113	6.335	1:18.806
5	8.594	1:19.297
78	12.479	1:17.970
96	12.584	1:18.758
4	12.775	1:18.113
84	17.369	1:19.591
155	17.830	1:19.611
90	17.920	1:19.872
81	18.743	1:20.215
28	19.138	1:20.084
54	19.285	1:20.418
211	19.843	1:20.243
76	21.314	1:19.200
71	24.624	1:20.410
45	24.981	1:21.639
48	27.320	1:21.345
13	27.852	1:21.221
25	29.399	1:21.808
23	41.356	1:24.362
131	42.359	1:23.252
181	47.408	1:26.036
43	53.060	1:24.917

Weather / Track : Bright / Dry

Donington Park National
Circuit Length = 1.9790 miles
Start: 13:20 Flag 13:28 End: 13:29

Results can be found at www.tsl-timing.com

Printed - 13:31 Sunday, 17 June 2018

BMCRC - MRO Championships 2018 - Rnd 5 @ Donington Park

MRO Minitwins

RACE 10 - SECTOR ANALYSIS

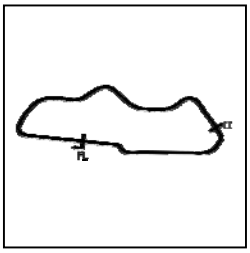

SECTOR 1 = FL to I1, SECTOR 2 = I1 to FL, DIFF = Difference To Personal Best Lap, P = Crossed Finish Line in Pit Lane, D = Time Disallowed

P1 74 Daniel SINGLETON Suzuki - me

IDEAL LAP TIME : 1:16.833 BEST LAP TIME : 1:17.263 DIFFERENCE : 0.430

LAP	SECTOR 1	SECTOR 2	LAP TIME	MPH	DIFF	TIME OF DAY
1 -		27.717	1:21.135	87.81	3.872	13:22:13.831
2 -	50.265	27.198	1:17.463	91.97	0.200	13:23:31.294
3 -	50.364	***27.081***	1:17.445 **(3)**	91.99	0.182	13:24:48.739
4 -	50.252	27.813	1:18.065	91.26	0.802	13:26:06.804
5 -	50.131	27.132	***1:17.263*** **(1)**	***92.21***		***13:27:24.067***
6 -	***49.752***	27.645	1:17.397 **(2)**	92.05	0.134	13:28:41.464

P2 777 Mason WILLIAMS Suzuki - MoreMoto

IDEAL LAP TIME : 1:17.178 BEST LAP TIME : 1:17.297 DIFFERENCE : 0.119

LAP	SECTOR 1	SECTOR 2	LAP TIME	MPH	DIFF	TIME OF DAY
1 -		27.605	1:20.912	88.05	3.615	13:22:13.608
2 -	50.345	27.406	1:17.751	91.63	0.454	13:23:31.359
3 -	50.083	***27.214***	***1:17.297*** **(1)**	***92.17***		***13:24:48.656***
4 -	50.252	27.763	1:18.015	91.32	0.718	13:26:06.671
5 -	50.145	27.572	1:17.717 **(3)**	91.67	0.420	13:27:24.388
6 -	***49.964***	27.679	1:17.643 **(2)**	91.76	0.346	13:28:42.031

P3 97 Jake PACKHAM Suzuki - Gasoline alley

IDEAL LAP TIME : 1:17.167 BEST LAP TIME : 1:17.218 DIFFERENCE : 0.051

LAP	SECTOR 1	SECTOR 2	LAP TIME	MPH	DIFF	TIME OF DAY
1 -		27.781	1:21.672	87.23	4.454	13:22:14.368
2 -	50.099	27.600	1:17.699	91.69	0.481	13:23:32.067
3 -	***50.056***	27.277	1:17.333 **(2)**	92.12	0.115	13:24:49.400
4 -	50.170	27.431	1:17.601 **(3)**	91.81	0.383	13:26:07.001
5 -	50.709	27.268	1:17.977	91.36	0.759	13:27:24.978
6 -	50.107	***27.111***	***1:17.218*** **(1)**	***92.26***		***13:28:42.196***

P4 444 Mark WILLIAMS Suzuki - Universal Motorcycle Training

IDEAL LAP TIME : 1:17.307 BEST LAP TIME : 1:17.307 DIFFERENCE : 0.000

LAP	SECTOR 1	SECTOR 2	LAP TIME	MPH	DIFF	TIME OF DAY
1 -		27.330	1:21.317	87.61	4.010	13:22:14.013
2 -	50.201	27.560	1:17.761 **(3)**	91.62	0.454	13:23:31.774
3 -	50.076	27.319	1:17.395 **(2)**	92.05	0.088	13:24:49.169
4 -	***49.991***	***27.316***	***1:17.307*** **(1)**	***92.16***		***13:26:06.476***
5 -	50.627	27.505	1:18.132	91.18	0.825	13:27:24.608
6 -	50.494	27.585	1:18.079	91.24	0.772	13:28:42.687

P5 26 Glynn DAVIES Suzuki -

IDEAL LAP TIME : 1:16.613 BEST LAP TIME : 1:17.181 DIFFERENCE : 0.568

LAP	SECTOR 1	SECTOR 2	LAP TIME	MPH	DIFF	TIME OF DAY
1 -		28.146	1:22.742	86.10	5.561	13:22:15.438
2 -	50.217	26.964	***1:17.181*** **(1)**	***92.31***		***13:23:32.619***
3 -	49.733	27.545	1:17.278 **(2)**	92.19	0.097	13:24:49.897
4 -	49.913	27.396	1:17.309 **(3)**	92.15	0.128	13:26:07.206
5 -	51.395	***26.893***	1:18.288	91.00	1.107	13:27:25.494
6 -	***49.720***	27.647	1:17.367	92.08	0.186	13:28:42.861

P6 184 David TWYFORD Suzuki -

IDEAL LAP TIME : 1:17.034 BEST LAP TIME : 1:17.034 DIFFERENCE : 0.000

LAP	SECTOR 1	SECTOR 2	LAP TIME	MPH	DIFF	TIME OF DAY
1 -		27.507	1:21.891	87.00	4.857	13:22:14.587
2 -	50.456	27.594	1:18.050	91.28	1.016	13:23:32.637
3 -	50.377	27.367	1:17.744 **(3)**	91.64	0.710	13:24:50.381
4 -	***49.923***	***27.111***	***1:17.034*** **(1)**	***92.48***		***13:26:07.415***
5 -	50.869	27.355	1:18.224	91.08	1.190	13:27:25.639

Weather / Track : Bright / Dry

Donington Park National
Circuit Length = 1.9790 miles
Start: 13:20 Flag 13:28 End: 13:29

BMCRC - MRO Championships 2018 - Rnd 5 @ Donington Park

MRO Minitwins

RACE 10 - SECTOR ANALYSIS

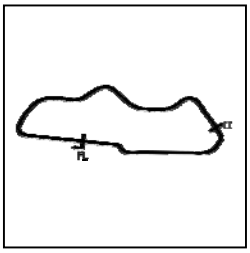

SECTOR 1 = FL to I1, SECTOR 2 = I1 to FL, DIFF = Difference To Personal Best Lap, P = Crossed Finish Line in Pit Lane, D = Time Disallowed

6 -	50.039	27.290	1:17.329	(2)	92.13	0.295	13:28:42.968

P7 86 Paul WITHERINGTON Suzuki - P&R plumbing

IDEAL LAP TIME : 1:17.128 BEST LAP TIME : 1:17.207 DIFFERENCE : 0.079

LAP	SECTOR 1	SECTOR 2	LAP TIME		MPH	DIFF	TIME OF DAY
1 -		27.838	1:22.650		86.20	5.443	13:22:15.346
2 -	50.533	27.460	1:17.993		91.34	0.786	13:23:33.339
3 -	***49.954***	27.253	***1:17.207***	***(1)***	***92.27***		***13:24:50.546***
4 -	50.085	27.219	1:17.304	(2)	92.16	0.097	13:26:07.850
5 -	50.992	27.381	1:18.373		90.90	1.166	13:27:26.223
6 -	50.211	***27.174***	1:17.385	(3)	92.06	0.178	13:28:43.608

P8 113 Sam ELKINS Suzuki - Me Old Man

IDEAL LAP TIME : 1:17.684 BEST LAP TIME : 1:17.703 DIFFERENCE : 0.019

LAP	SECTOR 1	SECTOR 2	LAP TIME		MPH	DIFF	TIME OF DAY
1 -		28.036	1:23.345		85.48	5.642	13:22:16.041
2 -	***50.099***	27.604	***1:17.703***	***(1)***	***91.69***		***13:23:33.744***
3 -	50.295	***27.585***	1:17.880	(2)	91.48	0.177	13:24:51.624
4 -	50.590	27.907	1:18.497	(3)	90.76	0.794	13:26:10.121
5 -	50.640	28.232	1:18.872		90.33	1.169	13:27:28.993
6 -	50.816	27.990	1:18.806		90.40	1.103	13:28:47.799

P9 5 Barry MANTELL Suzuki - Swedish car connection

IDEAL LAP TIME : 1:18.290 BEST LAP TIME : 1:18.290 DIFFERENCE : 0.000

LAP	SECTOR 1	SECTOR 2	LAP TIME		MPH	DIFF	TIME OF DAY
1 -		28.493	1:23.514		85.31	5.224	13:22:16.210
2 -	***50.489***	***27.801***	***1:18.290***	***(1)***	***91.00***		***13:23:34.500***
3 -	50.547	27.877	1:18.424	(2)	90.84	0.134	13:24:52.924
4 -	50.693	28.119	1:18.812	(3)	90.40	0.522	13:26:11.736
5 -	51.038	27.987	1:19.025		90.15	0.735	13:27:30.761
6 -	51.219	28.078	1:19.297		89.84	1.007	13:28:50.058

P10 3 Michael YATES Suzuki -

IDEAL LAP TIME : 1:16.948 BEST LAP TIME : 1:17.285 DIFFERENCE : 0.337

LAP	SECTOR 1	SECTOR 2	LAP TIME		MPH	DIFF	TIME OF DAY
1 -		27.920	1:21.536		87.38	4.251	13:22:14.232
2 -	50.562	27.323	1:17.885		91.47	0.600	13:23:32.117
3 -	50.081	27.384	1:17.465	(3)	91.97	0.180	13:24:49.582
4 -	50.118	***27.167***	***1:17.285***	***(1)***	***92.18***		***13:26:06.867***
5 -	50.369	27.570	1:17.939		91.41	0.654	13:27:24.806
6 -	***49.781***	27.604	1:17.385	(2)	92.06	0.100	13:28:42.191

P11 78 Keith POVAH Suzuki - The Park School Yeovil/E&A Gill Race Tech

IDEAL LAP TIME : 1:17.866 BEST LAP TIME : 1:17.970 DIFFERENCE : 0.104

LAP	SECTOR 1	SECTOR 2	LAP TIME		MPH	DIFF	TIME OF DAY
1 -		27.963	1:25.841		82.99	7.871	13:22:18.537
2 -	51.072	28.083	1:19.155	(3)	90.00	1.185	13:23:37.692
3 -	51.871	28.087	1:19.958		89.10	1.988	13:24:57.650
4 -	52.246	28.014	1:20.260		88.76	2.290	13:26:17.910
5 -	50.540	***27.523***	1:18.063	(2)	91.26	0.093	13:27:35.973
6 -	***50.343***	27.627	***1:17.970***	***(1)***	***91.37***		***13:28:53.943***

P12 96 Dan HARRIS Suzuki - HP Racing

IDEAL LAP TIME : 1:18.350 BEST LAP TIME : 1:18.758 DIFFERENCE : 0.408

LAP	SECTOR 1	SECTOR 2	LAP TIME		MPH	DIFF	TIME OF DAY
1 -		28.570	1:25.797		83.04	7.039	13:22:18.493
2 -	51.737	***27.649***	1:19.386		89.74	0.628	13:23:37.879
3 -	51.303	27.676	1:18.979	(2)	90.20	0.221	13:24:56.858

Weather / Track : Bright / Dry

Donington Park National
Circuit Length = 1.9790 miles
Start: 13:20 Flag 13:28 End: 13:29

BMCRC - MRO Championships 2018 - Rnd 5 @ Donington Park

MRO Minitwins

RACE 10 - SECTOR ANALYSIS

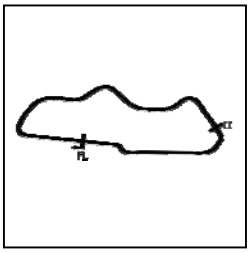

SECTOR 1 = FL to I1, SECTOR 2 = I1 to FL, DIFF = Difference To Personal Best Lap, P = Crossed Finish Line in Pit Lane, D = Time Disallowed

4 -	51.501	27.827	1:19.328	89.81	0.570	13:26:16.186
5 -	51.187	27.917	1:19.104 (3)	90.06	0.346	13:27:35.290
6 -	***50.701***	28.057	***1:18.758 (1)***	***90.46***		***13:28:54.048***

P13 4 Jake POVAH Suzuki - www.78plate.com

IDEAL LAP TIME : 1:17.960 BEST LAP TIME : 1:18.113 DIFFERENCE : 0.153

LAP	SECTOR 1	SECTOR 2	LAP TIME	MPH	DIFF	TIME OF DAY
1 -		27.938	1:26.324	82.53	8.211	13:22:19.020
2 -	51.257	27.801	1:19.058 (3)	90.11	0.945	13:23:38.078
3 -	51.667	28.191	1:19.858	89.21	1.745	13:24:57.936
4 -	51.770	28.163	1:19.933	89.13	1.820	13:26:17.869
5 -	50.756	***27.501***	1:18.257 (2)	91.04	0.144	13:27:36.126
6 -	***50.459***	27.654	***1:18.113 (1)***	***91.20***		***13:28:54.239***

P14 84 Ricardo BRANCO Suzuki - IMP Racing

IDEAL LAP TIME : 1:19.281 BEST LAP TIME : 1:19.591 DIFFERENCE : 0.310

LAP	SECTOR 1	SECTOR 2	LAP TIME	MPH	DIFF	TIME OF DAY
1 -		28.545	1:24.471	84.34	4.880	13:22:17.167
2 -	51.858	27.942	1:19.800 (3)	89.28	0.209	13:23:36.967
3 -	51.934	***27.821***	1:19.755 (2)	89.33	0.164	13:24:56.722
4 -	52.910	28.048	1:20.958	88.00	1.367	13:26:17.680
5 -	53.166	28.396	1:21.562	87.35	1.971	13:27:39.242
6 -	***51.460***	28.131	***1:19.591 (1)***	***89.51***		***13:28:58.833***

P15 155 Richard HARRIS Suzuki - HP Racing

IDEAL LAP TIME : 1:19.049 BEST LAP TIME : 1:19.279 DIFFERENCE : 0.230

LAP	SECTOR 1	SECTOR 2	LAP TIME	MPH	DIFF	TIME OF DAY
1 -		28.806	1:25.371	83.45	6.092	13:22:18.067
2 -	***51.346***	27.933	***1:19.279 (1)***	***89.86***		***13:23:37.346***
3 -	52.053	***27.703***	1:19.756 (3)	89.33	0.477	13:24:57.102
4 -	53.066	28.357	1:21.423	87.50	2.144	13:26:18.525
5 -	52.563	28.595	1:21.158	87.78	1.879	13:27:39.683
6 -	51.817	27.794	1:19.611 (2)	89.49	0.332	13:28:59.294

P16 90 Edward WATSON Suzuki - Motorsportdays.com TEA Time Racing

IDEAL LAP TIME : 1:19.777 BEST LAP TIME : 1:19.872 DIFFERENCE : 0.095

LAP	SECTOR 1	SECTOR 2	LAP TIME	MPH	DIFF	TIME OF DAY
1 -		29.199	1:25.801	83.03	5.929	13:22:18.497
2 -	51.852	28.289	1:20.141 (3)	88.90	0.269	13:23:38.638
3 -	51.598	28.280	1:19.878 (2)	89.19	0.006	13:24:58.516
4 -	***51.581***	28.634	1:20.215	88.81	0.343	13:26:18.731
5 -	52.031	28.750	1:20.781	88.19	0.909	13:27:39.512
6 -	51.676	***28.196***	***1:19.872 (1)***	***89.20***		***13:28:59.384***

P17 81 Malvern MAY Suzuki -

IDEAL LAP TIME : 1:19.313 BEST LAP TIME : 1:19.604 DIFFERENCE : 0.291

LAP	SECTOR 1	SECTOR 2	LAP TIME	MPH	DIFF	TIME OF DAY
1 -		28.915	1:27.335	81.57	7.731	13:22:20.031
2 -	51.819	***27.969***	1:19.788 (2)	89.29	0.184	13:23:39.819
3 -	***51.344***	28.260	***1:19.604 (1)***	***89.50***		***13:24:59.423***
4 -	51.476	28.666	1:20.142 (3)	88.90	0.538	13:26:19.565
5 -	51.402	29.025	1:20.427	88.58	0.823	13:27:39.992
6 -	51.787	28.428	1:20.215	88.81	0.611	13:29:00.207

P18 28 Dominic VEASEY Suzuki - Veasey Racing

IDEAL LAP TIME : 1:19.606 BEST LAP TIME : 1:19.957 DIFFERENCE : 0.351

LAP	SECTOR 1	SECTOR 2	LAP TIME	MPH	DIFF	TIME OF DAY
1 -		28.422	1:26.215	82.63	6.258	13:22:18.911

Weather / Track : Bright / Dry

Donington Park National
Circuit Length = 1.9790 miles
Start: 13:20 Flag 13:28 End: 13:29

BMCRC - MRO Championships 2018 - Rnd 5 @ Donington Park

MRO Minitwins

RACE 10 - SECTOR ANALYSIS

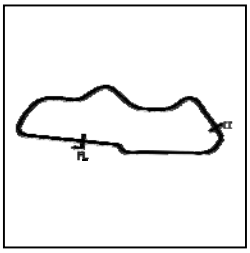

SECTOR 1 = FL to I1, SECTOR 2 = I1 to FL, DIFF = Difference To Personal Best Lap, P = Crossed Finish Line in Pit Lane, D = Time Disallowed

2 -	52.413	***27.705***	1:20.118	**(3)**	88.92	0.161	13:23:39.029
3 -	***51.901***	28.056	***1:19.957***	**(1)**	***89.10***		***13:24:58.986***
4 -	52.222	28.084	1:20.306		88.71	0.349	13:26:19.292
5 -	52.094	29.132	1:21.226		87.71	1.269	13:27:40.518
6 -	52.007	28.077	1:20.084	**(2)**	88.96	0.127	13:29:00.602

P19 54 Adam JAMISON

Suzuki - AJ Racing

IDEAL LAP TIME : 1:19.605 BEST LAP TIME : 1:19.605 DIFFERENCE : 0.000

LAP	SECTOR 1	SECTOR 2	LAP TIME		MPH	DIFF	TIME OF DAY
1 -		28.649	1:25.486		83.34	5.881	13:22:18.182
2 -	***51.353***	***28.252***	***1:19.605***	**(1)**	***89.49***		***13:23:37.787***
3 -	52.313	28.433	1:20.746		88.23	1.141	13:24:58.533
4 -	51.885	28.420	1:20.305	**(2)**	88.71	0.700	13:26:18.838
5 -	52.361	29.132	1:21.493		87.42	1.888	13:27:40.331
6 -	51.946	28.472	1:20.418	**(3)**	88.59	0.813	13:29:00.749

P20 211 Jordan WARING

Suzuki - Beyond Timber Ltd

IDEAL LAP TIME : 1:19.836 BEST LAP TIME : 1:20.043 DIFFERENCE : 0.207

LAP	SECTOR 1	SECTOR 2	LAP TIME		MPH	DIFF	TIME OF DAY
1 -		28.625	1:26.134		82.71	6.091	13:22:18.830
2 -	51.937	***28.106***	***1:20.043***	**(1)**	***89.01***		***13:23:38.873***
3 -	51.881	28.815	1:20.696	**(3)**	88.28	0.653	13:24:59.569
4 -	51.849	28.889	1:20.738		88.24	0.695	13:26:20.307
5 -	52.347	28.410	1:20.757		88.22	0.714	13:27:41.064
6 -	***51.730***	28.513	1:20.243	**(2)**	88.78	0.200	13:29:01.307

P21 76 Phillip RODGERS

Suzuki - pinbadgelab.co.uk

IDEAL LAP TIME : 1:19.200 BEST LAP TIME : 1:19.200 DIFFERENCE : 0.000

LAP	SECTOR 1	SECTOR 2	LAP TIME		MPH	DIFF	TIME OF DAY
1 -		28.726	1:28.407		80.58	9.207	13:22:21.103
2 -	52.703	28.493	1:21.196		87.74	1.996	13:23:42.299
3 -	53.115	27.991	1:21.106		87.84	1.906	13:25:03.405
4 -	52.127	28.071	1:20.198	**(3)**	88.83	0.998	13:26:23.603
5 -	51.926	28.049	1:19.975	**(2)**	89.08	0.775	13:27:43.578
6 -	***51.405***	***27.795***	***1:19.200***	**(1)**	***89.95***		***13:29:02.778***

P22 71 Graeme CARR

Suzuki -

IDEAL LAP TIME : 1:20.111 BEST LAP TIME : 1:20.111 DIFFERENCE : 0.000

LAP	SECTOR 1	SECTOR 2	LAP TIME		MPH	DIFF	TIME OF DAY
1 -		28.677	1:29.418		79.67	9.307	13:22:22.114
2 -	52.457	28.578	1:21.035		87.92	0.924	13:23:43.149
3 -	53.398	28.293	1:21.691		87.21	1.580	13:25:04.840
4 -	***52.100***	***28.011***	***1:20.111***	**(1)**	***88.93***		***13:26:24.951***
5 -	52.339	28.388	1:20.727	**(3)**	88.25	0.616	13:27:45.678
6 -	52.171	28.239	1:20.410	**(2)**	88.60	0.299	13:29:06.088

P23 45 Tom STEVENS

Suzuki -

IDEAL LAP TIME : 1:20.514 BEST LAP TIME : 1:20.560 DIFFERENCE : 0.046

LAP	SECTOR 1	SECTOR 2	LAP TIME		MPH	DIFF	TIME OF DAY
1 -		29.040	1:27.896		81.05	7.336	13:22:20.592
2 -	53.033	28.361	1:21.394		87.53	0.834	13:23:41.986
3 -	52.936	***28.299***	1:21.235	**(3)**	87.70	0.675	13:25:03.221
4 -	52.495	28.530	1:21.025	**(2)**	87.93	0.465	13:26:24.246
5 -	***52.215***	28.345	***1:20.560***	**(1)**	***88.43***		***13:27:44.806***
6 -	53.242	28.397	1:21.639		87.27	1.079	13:29:06.445

Weather / Track : Bright / Dry

Donington Park National
Circuit Length = 1.9790 miles
Start: 13:20 Flag 13:28 End: 13:29

BMCRC - MRO Championships 2018 - Rnd 5 @ Donington Park

MRO Minitwins

RACE 10 - SECTOR ANALYSIS

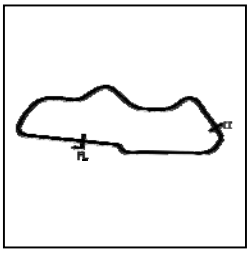

SECTOR 1 = FL to I1, SECTOR 2 = I1 to FL, DIFF = Difference To Personal Best Lap, P = Crossed Finish Line in Pit Lane, D = Time Disallowed

P24 48 Shaun WALLIS Suzuki - Watling Tyres

IDEAL LAP TIME : 1:20.948 BEST LAP TIME : 1:21.293 DIFFERENCE : 0.345

LAP	SECTOR 1	SECTOR 2	LAP TIME	MPH	DIFF	TIME OF DAY
1 -		28.975	1:27.205	81.69	5.912	13:22:19.901
2 -	53.526	28.784	1:22.310	86.55	1.017	13:23:42.211
3 -	54.019	***28.250***	1:22.269	86.60	0.976	13:25:04.480
4 -	52.944	28.722	1:21.666 **(3)**	87.24	0.373	13:26:26.146
5 -	52.859	28.434	***1:21.293*** **(1)**	***87.64***		***13:27:47.439***
6 -	***52.698***	28.647	1:21.345 **(2)**	87.58	0.052	13:29:08.784

P25 13 Wil GREEN Suzuki - Faith Fueled Racing

IDEAL LAP TIME : 1:21.080 BEST LAP TIME : 1:21.221 DIFFERENCE : 0.141

LAP	SECTOR 1	SECTOR 2	LAP TIME	MPH	DIFF	TIME OF DAY
1 -		29.233	1:28.568	80.44	7.347	13:22:21.264
2 -	52.787	28.756	1:21.543	87.37	0.322	13:23:42.807
3 -	53.684	28.914	1:22.598	86.25	1.377	13:25:05.405
4 -	52.608	28.705	1:21.313 **(2)**	87.61	0.092	13:26:26.718
5 -	52.768	***28.609***	1:21.377 **(3)**	87.55	0.156	13:27:48.095
6 -	***52.471***	28.750	***1:21.221*** **(1)**	***87.71***		***13:29:09.316***

P26 25 Harrison DAY Suzuki -

IDEAL LAP TIME : 1:21.414 BEST LAP TIME : 1:21.626 DIFFERENCE : 0.212

LAP	SECTOR 1	SECTOR 2	LAP TIME	MPH	DIFF	TIME OF DAY
1 -		28.825	1:28.747	80.28	7.121	13:22:21.443
2 -	52.999	28.627	***1:21.626*** **(1)**	***87.28***		***13:23:43.069***
3 -	54.040	28.587	1:22.627	86.22	1.001	13:25:05.696
4 -	53.116	28.578	1:21.694 **(3)**	87.21	0.068	13:26:27.390
5 -	***52.862***	28.803	1:21.665 **(2)**	87.24	0.039	13:27:49.055
6 -	53.256	***28.552***	1:21.808	87.08	0.182	13:29:10.863

P27 23 Claire BECKETT Suzuki - Cowpers Oak

IDEAL LAP TIME : 1:22.914 BEST LAP TIME : 1:23.229 DIFFERENCE : 0.315

LAP	SECTOR 1	SECTOR 2	LAP TIME	MPH	DIFF	TIME OF DAY
1 -		***28.799***	1:29.300	79.78	6.071	13:22:21.996
2 -	***54.115***	29.114	***1:23.229*** **(1)**	***85.60***		***13:23:45.225***
3 -	55.285	29.441	1:24.726	84.09	1.497	13:25:09.951
4 -	54.857	29.264	1:24.121 **(2)**	84.69	0.892	13:26:34.072
5 -	55.020	29.366	1:24.386	84.42	1.157	13:27:58.458
6 -	54.716	29.646	1:24.362 **(3)**	84.45	1.133	13:29:22.820

P28 131 Christopher EVANS Suzuki - C.E PILATES

IDEAL LAP TIME : 1:23.148 BEST LAP TIME : 1:23.252 DIFFERENCE : 0.104

LAP	SECTOR 1	SECTOR 2	LAP TIME	MPH	DIFF	TIME OF DAY
1 -		29.528	1:32.069	77.38	8.817	13:22:24.765
2 -	54.659	29.910	1:24.569	84.24	1.317	13:23:49.334
3 -	55.004	***29.002***	1:24.006	84.81	0.754	13:25:13.340
4 -	***54.146***	29.176	1:23.322 **(2)**	85.50	0.070	13:26:36.662
5 -	54.741	29.168	1:23.909 **(3)**	84.90	0.657	13:28:00.571
6 -	54.213	29.039	***1:23.252*** **(1)**	***85.57***		***13:29:23.823***

P29 181 Robert FRANKLIN Suzuki - RCF GARDENS

IDEAL LAP TIME : 1:23.710 BEST LAP TIME : 1:24.069 DIFFERENCE : 0.359

LAP	SECTOR 1	SECTOR 2	LAP TIME	MPH	DIFF	TIME OF DAY
1 -		29.450	1:31.556	77.81	7.487	13:22:24.252
2 -	54.940	29.565	1:24.505 **(2)**	84.31	0.436	13:23:48.757
3 -	56.121	***29.248***	1:25.369	83.45	1.300	13:25:14.126
4 -	55.195	29.446	1:24.641 **(3)**	84.17	0.572	13:26:38.767
5 -	54.783	29.286	***1:24.069*** **(1)**	***84.74***		***13:28:02.836***

Weather / Track : Bright / Dry

Donington Park National
Circuit Length = 1.9790 miles
Start: 13:20 Flag 13:28 End: 13:29

BMCRC - MRO Championships 2018 - Rnd 5 @ Donington Park

MRO Minitwins

RACE 10 - SECTOR ANALYSIS

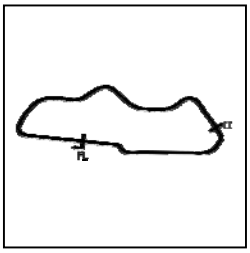

SECTOR 1 = FL to I1, SECTOR 2 = I1 to FL, DIFF = Difference To Personal Best Lap, P = Crossed Finish Line in Pit Lane, D = Time Disallowed

6 -	***54.462***	31.574	1:26.036	82.81	1.967	13:29:28.872

P30 43 Robert DAVIE Suzuki -

IDEAL LAP TIME : 1:24.465 BEST LAP TIME : 1:24.917 DIFFERENCE : 0.452

LAP	SECTOR 1	SECTOR 2	LAP TIME	MPH	DIFF	TIME OF DAY
1 -		***29.342***	1:32.806	76.76	7.889	13:22:25.502
2 -	55.229	30.066	1:25.295 **(2)**	83.52	0.378	13:23:50.797
3 -	57.351	29.805	1:27.156	81.74	2.239	13:25:17.953
4 -	55.562	29.812	1:25.374 **(3)**	83.45	0.457	13:26:43.327
5 -	55.956	30.324	1:26.280	82.57	1.363	13:28:09.607
6 -	***55.123***	29.794	***1:24.917*** **(1)**	***83.90***		***13:29:34.524***

P31 19 Kevin LILLEY Suzuki - Vanson Leathers

IDEAL LAP TIME : 1:18.849 BEST LAP TIME : 1:18.849 DIFFERENCE : 0.000

LAP	SECTOR 1	SECTOR 2	LAP TIME	MPH	DIFF	TIME OF DAY
1 -		28.730	1:24.912	83.90	6.063	13:22:17.608
2 -	***50.849***	***28.000***	***1:18.849*** **(1)**	***90.35***		***13:23:36.457***

Weather / Track : Bright / Dry

Donington Park National
Circuit Length = 1.9790 miles
Start: 13:20 Flag 13:28 End: 13:29

BMCRC - MRO Championships 2018 - Rnd 5 @ Donington Park

MRO Minitwins

RACE 10 - BEST SECTORS

SECTOR 1				SECTOR 2				IDEAL / BEST COMPARISON					
POS	NO	NAME	TIME	NO	NAME	TIME		POS	NO	NAME	IDEAL	BEST	DIFF
										PERFECT LAP	1:16.613		
1	26	DAVIES	**49.720**	26	DAVIES	**26.893**		1	26	DAVIES	1:16.613	1:17.181	0.568
2	74	SINGLETON	**49.752**	74	SINGLETON	**27.081**		2	74	SINGLETON	1:16.833	1:17.263	0.430
3	3	YATES	**49.781**	97	PACKHAM	**27.111**		3	3	YATES	1:16.948	1:17.285	0.337
4	184	TWYFORD	**49.923**	184	TWYFORD	**27.111**		4	184	TWYFORD	1:17.034	1:17.034	0.000
5	86	WITHERINGTON	**49.954**	3	YATES	**27.167**		5	86	WITHERINGTON	1:17.128	1:17.207	0.079
6	777	WILLIAMS	**49.964**	86	WITHERINGTON	**27.174**		6	97	PACKHAM	1:17.167	1:17.218	0.051
7	444	WILLIAMS	**49.991**	777	WILLIAMS	**27.214**		7	777	WILLIAMS	1:17.178	1:17.297	0.119
8	97	PACKHAM	**50.056**	444	WILLIAMS	**27.316**		8	444	WILLIAMS	1:17.307	1:17.307	0.000
9	113	ELKINS	**50.099**	4	POVAH	**27.501**		9	113	ELKINS	1:17.684	1:17.703	0.019
10	78	POVAH	**50.343**	78	POVAH	**27.523**		10	78	POVAH	1:17.866	1:17.970	0.104
11	4	POVAH	**50.459**	113	ELKINS	**27.585**		11	4	POVAH	1:17.960	1:18.113	0.153
12	5	MANTELL	**50.489**	96	HARRIS	**27.649**		12	5	MANTELL	1:18.290	1:18.290	0.000
13	96	HARRIS	**50.701**	155	HARRIS	**27.703**		13	96	HARRIS	1:18.350	1:18.758	0.408
14	19	LILLEY	**50.849**	28	VEASEY	**27.705**		14	19	LILLEY	1:18.849	1:18.849	0.000
15	81	MAY	**51.344**	76	RODGERS	**27.795**		15	155	HARRIS	1:19.049	1:19.279	0.230
16	155	HARRIS	**51.346**	5	MANTELL	**27.801**		16	76	RODGERS	1:19.200	1:19.200	0.000
17	54	JAMISON	**51.353**	84	BRANCO	**27.821**		17	84	BRANCO	1:19.281	1:19.591	0.310
18	76	RODGERS	**51.405**	81	MAY	**27.969**		18	81	MAY	1:19.313	1:19.604	0.291
19	84	BRANCO	**51.460**	19	LILLEY	**28.000**		19	54	JAMISON	1:19.605	1:19.605	0.000
20	90	WATSON	**51.581**	71	CARR	**28.011**		20	28	VEASEY	1:19.606	1:19.957	0.351
21	211	WARING	**51.730**	211	WARING	**28.106**		21	90	WATSON	1:19.777	1:19.872	0.095
22	28	VEASEY	**51.901**	90	WATSON	**28.196**		22	211	WARING	1:19.836	1:20.043	0.207
23	71	CARR	**52.100**	48	WALLIS	**28.250**		23	71	CARR	1:20.111	1:20.111	0.000
24	45	STEVENS	**52.215**	54	JAMISON	**28.252**		24	45	STEVENS	1:20.514	1:20.560	0.046
25	13	GREEN	**52.471**	45	STEVENS	**28.299**		25	48	WALLIS	1:20.948	1:21.293	0.345
26	48	WALLIS	**52.698**	25	DAY	**28.552**		26	13	GREEN	1:21.080	1:21.221	0.141
27	25	DAY	**52.862**	13	GREEN	**28.609**		27	25	DAY	1:21.414	1:21.626	0.212
28	23	BECKETT	**54.115**	23	BECKETT	**28.799**		28	23	BECKETT	1:22.914	1:23.229	0.315
29	131	EVANS	**54.146**	131	EVANS	**29.002**		29	131	EVANS	1:23.148	1:23.252	0.104
30	181	FRANKLIN	**54.462**	181	FRANKLIN	**29.248**		30	181	FRANKLIN	1:23.710	1:24.069	0.359
31	43	DAVIE	**55.123**	43	DAVIE	**29.342**		31	43	DAVIE	1:24.465	1:24.917	0.452

Weather / Track : Bright / Dry

Donington Park National
Circuit Length = 1.9790 miles
Start: 13:20 Flag 13:28 End: 13:29

Results can be found at www.tsl-timing.com

Printed - 13:30 Sunday, 17 June 2018

BMCRC - MRO Championships 2018 - Rnd 5 @ Donington Park

MRO Minitwins

RACE 21 - GRID (10 Laps)

ROW 12	36	167 Elfed WEAVER	35	137 Charlie CRAWT	34	9 Andrew WATSON		
ROW 11	33	51 Andrew DURANT	32	555 Nick FORD	31	43 Robert DAVIE (1:24.917)		
ROW 10	30	181 Robert FRANKLIN (1:24.069)	29	131 Christopher EVANS (1:23.252)	28	23 Claire BECKETT (1:23.229)		
ROW 9	27	25 Harrison DAY (1:21.626)	26	48 Shaun WALLIS (1:21.293)	25	13 Wil GREEN (1:21.221)		
ROW 8	24	45 Tom STEVENS (1:20.560)	23	71 Graeme CARR (1:20.111)	22	211 Jordan WARING (1:20.043)		
ROW 7	21	28 Dominic VEASEY (1:19.957)	20	90 Edward WATSON (1:19.872)	19	54 Adam JAMISON (1:19.605)		
ROW 6	18	81 Malvern MAY (1:19.604)	17	84 Ricardo BRANCO (1:19.591)	16	155 Richard HARRIS (1:19.279)		
ROW 5	15	76 Phillip RODGERS (1:19.200)	14	19 Kevin LILLEY (1:18.849)	13	96 Dan HARRIS (1:18.758)		
ROW 4	12	5 Barry MANTELL (1:18.290)	11	4 Jake POVAH (1:18.113)	10	78 Keith POVAH (1:17.970)		
ROW 3	9	113 Sam ELKINS (1:17.703)	8	444 Mark WILLIAMS (1:17.307)	7	777 Mason WILLIAMS (1:17.297)		
ROW 2	6	3 Michael YATES (1:17.285)	5	74 Daniel SINGLETON (1:17.263)	4	97 Jake PACKHAM (1:17.218)		
ROW 1	3	86 Paul WITHERINGTON (1:17.207)	2	26 Glynn DAVIES (1:17.181)	1	184 David TWYFORD (1:17.034) Pole		

Donington Park National
Circuit Length = 1.9790 miles

These results are provisional until the conclusion of any judicial and technical matters.

Clerk Of Course :		Timekeeper :

Results can be found at www.tsl-timing.com

Printed - 13:35 Sunday, 17 June 2018

BMCRC - MRO Championships 2018 - Rnd 5 @ Donington Park

MRO Minitwins

RACE 21 - CLASSIFICATION

POS	NO	NAME	ENTRY	LAPS	TIME	GAP	DIFF	MPH	BEST	ON
1	74	**Daniel SINGLETON**	Suzuki - me	**10**	13:02.725			90.84	**1:16.948**	9
2	78	**Keith POVAH**	Suzuki - The Park School Yeovil/E&A Gill Race Tecl	**10**	13:04.169	**1.444**	1.444	90.68	**1:16.933**	7
3	3	**Michael YATES**	Suzuki -	**10**	13:04.551	**1.826**	0.382	90.63	**1:17.110**	6
4	777	**Mason WILLIAMS**	Suzuki - MoreMoto	**10**	13:04.746	**2.021**	0.195	90.61	**1:17.182**	10
5	97	**Jake PACKHAM**	Suzuki - Gasoline alley	**10**	13:07.516	**4.791**	2.770	90.29	**1:17.352**	6
6	4	**Jake POVAH**	Suzuki - www.78plate.com	**10**	13:07.995	**5.270**	0.479	90.24	**1:17.516**	7
7	86	**Paul WITHERINGTON**	Suzuki - P&R plumbing	**10**	13:18.685	**15.960**	10.690	89.03	**1:18.834**	8
8	444	**Mark WILLIAMS**	Suzuki - Universal Motorcycle Training	**10**	13:18.697	**15.972**	0.012	89.03	**1:18.317**	6
9	113	**Sam ELKINS**	Suzuki - Me Old Man	**10**	13:21.335	**18.610**	2.638	88.73	**1:18.789**	9
10	76	**Phillip RODGERS**	Suzuki - pinbadgelab.co.uk	**10**	13:36.196	**33.471**	14.861	87.12	**1:20.263**	10
11	54	**Adam JAMISON**	Suzuki - AJ Racing	**10**	13:36.877	**34.152**	0.681	87.05	**1:20.648**	7
12	90	**Edward WATSON**	Suzuki - Motorsportdays.com TEA Time Racing	**10**	13:44.543	**41.818**	7.666	86.24	**1:20.101**	9
13	5	**Barry MANTELL**	Suzuki - Swedish car connection	**10**	13:46.733	**44.008**	2.190	86.01	**1:19.705**	9
14	84	**Ricardo BRANCO**	Suzuki - IMP Racing	**10**	13:48.269	**45.544**	1.536	85.85	**1:20.079**	9
15	28	**Dominic VEASEY**	Suzuki - Veasey Racing	**10**	13:48.574	**45.849**	0.305	85.82	**1:20.032**	9
16	13	**Wil GREEN**	Suzuki - Faith Fueled Racing	**10**	14:02.240	**59.515**	13.666	84.42	**1:22.433**	8
17	48	**Shaun WALLIS**	Suzuki - Watling Tyres	**10**	14:05.964	**1:03.239**	3.724	84.05	**1:22.828**	9
18	25	**Harrison DAY**	Suzuki -	**10**	14:06.264	**1:03.539**	0.300	84.02	**1:22.960**	7
19	23	**Claire BECKETT**	Suzuki - Cowpers Oak	**10**	14:22.105	**1:19.380**	15.841	82.48	**1:24.223**	9
			NOT CLASSIFIED							
DNF	96	**Dan HARRIS**	Suzuki - HP Racing	**9**	12:02.009	**1 Lap**	1 Lap	88.62	**1:19.001**	9
DNF	184	**David TWYFORD**	Suzuki -	**8**	10:39.585	**2 Laps**	1 Lap	88.90	**1:16.945**	6
DNF	26	**Glynn DAVIES**	Suzuki -	**5**	6:46.064	**5 Laps**	3 Laps	87.39	**1:18.412**	3
DNF	43	**Robert DAVIE**	Suzuki -	**1**	1:43.413	**9 Laps**	4 Laps	67.57		
DNF	71	**Graeme CARR**	Suzuki -	**0**						
			FASTEST LAP							
	78	**Keith POVAH**	Suzuki - The Park School Yeovil/E&A Gill Race Tecl	**7**	1:16.933	92.60 mph		149.03 kph		

92.5% of Race Speed = 84.02 mph

Donington Park National
Circuit Length = 1.9790 miles
Start: 17:28 Flag 17:41 End: 17:42

Weather / Track : Bright / Dry
These results are provisional until the conclusion of any judicial and technical matters.

Clerk Of Course :		Timekeeper :

Results can be found at www.tsl-timing.com

Printed - 17:43 Sunday, 17 June 2018

BMCRC - MRO Championships 2018 - Rnd 5 @ Donington Park

MRO Minitwins

RACE 21 - LAP CHART

LAP 1 @ 17:29:49.542

NO	BEHIND	LAP TIME
777		1:23.550
26	0.298	1:23.848
74	0.410	1:23.960
97	0.502	1:24.052
3	0.714	1:24.264
444	0.899	1:24.449
78	1.199	1:24.749
4	1.517	1:25.067
184	1.600	1:25.150
86	2.201	1:25.751
96	2.890	1:26.440
113	3.692	1:27.242
54	4.178	1:27.728
76	4.366	1:27.916
5	5.065	1:28.615
84	5.703	1:29.253
90	7.504	1:31.054
13	7.605	1:31.155
28	7.740	1:31.290
48	8.434	1:31.984
25	8.925	1:32.475
23	9.411	1:32.961
43	19.863	1:43.413 P

LAP 2 @ 17:31:08.491

NO	BEHIND	LAP TIME
777		1:18.949
74	0.081	1:18.620
26	0.614	1:19.265
97	0.810	1:19.257
3	0.881	1:19.116
444	1.476	1:19.526
4	1.493	1:18.925
78	1.682	1:19.432
184	2.094	1:19.443
86	2.606	1:19.354
113	4.081	1:19.338
96	4.375	1:20.434
76	6.416	1:20.999
54	6.682	1:21.453
5	9.961	1:23.845
84	10.452	1:23.698
90	12.889	1:24.334
13	12.974	1:24.318
28	13.173	1:24.382
48	15.929	1:26.444
25	16.260	1:26.284
23	16.648	1:26.186

LAP 3 @ 17:32:26.379

NO	BEHIND	LAP TIME
74		1:17.807
777	0.167	1:18.055
26	1.138	1:18.412
97	1.209	1:18.287
3	1.215	1:18.222
78	1.570	1:17.776
4	1.627	1:18.022
444	2.422	1:18.834
184	3.127	1:18.921
86	4.429	1:19.711
113	5.206	1:19.013
96	5.729	1:19.242
76	9.387	1:20.859
54	9.955	1:21.161
84	16.452	1:23.888
90	17.577	1:22.576
5	17.887	1:25.814
13	18.382	1:23.296
28	18.417	1:23.132
48	22.393	1:24.352
25	22.723	1:24.351
23	24.275	1:25.515

LAP 4 @ 17:33:44.566

NO	BEHIND	LAP TIME
777		1:18.020
74	0.037	1:18.224
3	1.300	1:18.272
26	2.010	1:19.059
78	2.157	1:18.774
97	2.238	1:19.216
4	2.504	1:19.064
184	2.676	1:17.736
444	3.312	1:19.077
86	5.413	1:19.171
113	6.451	1:19.432
96	6.802	1:19.260
76	12.549	1:21.349
54	12.733	1:20.965
84	21.711	1:23.446
90	21.987	1:22.597
28	22.711	1:22.481
5	23.379	1:23.679
13	24.201	1:24.006
25	27.967	1:23.431
48	28.194	1:23.988
23	31.875	1:25.787

LAP 5 @ 17:35:01.929

NO	BEHIND	LAP TIME
74		1:17.326
777	0.568	1:17.931
3	1.291	1:17.354
78	2.036	1:17.242
4	2.835	1:17.694
97	2.918	1:18.043
184	3.707	1:18.394
444	4.551	1:18.602
86	7.389	1:19.339
113	8.639	1:19.551
96	8.826	1:19.387
26	10.127	1:25.480 P
54	16.646	1:21.276
76	16.854	1:21.668
90	26.037	1:21.413
84	26.670	1:22.322
28	26.943	1:21.595
5	27.939	1:21.923
13	29.718	1:22.880
25	34.268	1:23.664
48	34.706	1:23.875
23	40.295	1:25.783

LAP 6 @ 17:36:19.350

NO	BEHIND	LAP TIME
74		1:17.421
777	0.679	1:17.532
3	0.980	1:17.110
78	1.980	1:17.365
97	2.849	1:17.352
4	3.107	1:17.693
184	3.231	1:16.945
444	5.447	1:18.317
86	8.947	1:18.979
113	10.687	1:19.469
96	10.823	1:19.418
54	19.989	1:20.764
76	20.299	1:20.866
90	29.918	1:21.302
84	31.457	1:22.208
28	31.926	1:22.404
5	32.369	1:21.851
13	35.260	1:22.963
25	40.219	1:23.372
48	40.366	1:23.081
23	48.334	1:25.460

LAP 7 @ 17:37:37.017

NO	BEHIND	LAP TIME
74		1:17.667
3	0.567	1:17.254
777	0.743	1:17.731
78	1.246	1:16.933
97	2.866	1:17.684
4	2.956	1:17.516
184	3.631	1:18.067
444	6.212	1:18.432
86	10.146	1:18.866
113	12.735	1:19.715
96	12.839	1:19.683
54	22.970	1:20.648
76	23.218	1:20.586
90	32.974	1:20.723
84	35.220	1:21.430
5	35.734	1:21.032
28	35.876	1:21.617
13	40.466	1:22.873
25	45.512	1:22.960
48	45.795	1:23.096
23	55.911	1:25.244

LAP 8 @ 17:38:54.256

NO	BEHIND	LAP TIME
74		1:17.239
78	1.136	1:17.129
777	1.509	1:18.005
3	1.798	1:18.470
4	3.489	1:17.772
97	3.734	1:18.107
444	11.054	1:22.081
184	11.321	1:24.929 P
86	11.741	1:18.834
96	14.744	1:19.144
113	14.905	1:19.409
54	26.695	1:20.964
76	26.828	1:20.849
90	36.061	1:20.326
5	38.734	1:20.239
84	39.375	1:21.394
28	39.747	1:21.110
13	45.660	1:22.433
25	51.536	1:23.263
48	51.875	1:23.319
23	1:03.614	1:24.942

LAP 9 @ 17:40:11.204

NO	BEHIND	LAP TIME
74		1:16.948
78	1.407	1:17.219
3	2.095	1:17.245
777	2.352	1:17.791
4	4.392	1:17.851
97	4.787	1:18.001
86	14.456	1:19.663
444	14.649	1:20.543
113	16.746	1:18.789
96	16.797	1:19.001
76	30.721	1:20.841
54	30.810	1:21.063
90	39.214	1:20.101
5	41.491	1:19.705
84	42.506	1:20.079
28	42.831	1:20.032
13	52.521	1:23.809
48	57.755	1:22.828
25	57.908	1:23.320
23	1:10.889	1:24.223

LAP 10 @ 17:41:28.717

NO	BEHIND	LAP TIME
74		1:17.513
78	1.444	1:17.550
3	1.826	1:17.244
777	2.021	1:17.182
97	4.791	1:17.517
4	5.270	1:18.391
86	15.960	1:19.017
444	15.972	1:18.836
113	18.610	1:19.377
76	33.471	1:20.263
54	34.152	1:20.855
90	41.818	1:20.117
5	44.008	1:20.030
84	45.544	1:20.551
28	45.849	1:20.531
13	59.515	1:24.507
48	1:03.239	1:22.997
25	1:03.539	1:23.144
23	1:19.380	1:26.004

Weather / Track : Bright / Dry

Donington Park National
Circuit Length = 1.9790 miles
Start: 17:28 Flag 17:41 End: 17:42

BMCRC - MRO Championships 2018 - Rnd 5 @ Donington Park

MRO Minitwins

RACE 21 - SECTOR ANALYSIS

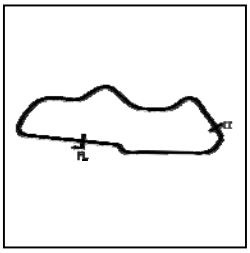

SECTOR 1 = FL to I1, SECTOR 2 = I1 to FL, DIFF = Difference To Personal Best Lap, P = Crossed Finish Line in Pit Lane, D = Time Disallowed

P1 74 Daniel SINGLETON Suzuki - me

IDEAL LAP TIME : 1:16.866 BEST LAP TIME : 1:16.948 DIFFERENCE : 0.082

LAP	SECTOR 1	SECTOR 2	LAP TIME	MPH	DIFF	TIME OF DAY
1 -		28.197	1:23.960	84.85	7.012	17:29:49.952
2 -	51.041	27.579	1:18.620	90.62	1.672	17:31:08.572
3 -	50.323	27.484	1:17.807	91.56	0.859	17:32:26.379
4 -	50.311	27.913	1:18.224	91.08	1.276	17:33:44.603
5 -	50.010	27.316	1:17.326 (3)	92.13	0.378	17:35:01.929
6 -	50.071	27.350	1:17.421	92.02	0.473	17:36:19.350
7 -	50.239	27.428	1:17.667	91.73	0.719	17:37:37.017
8 -	49.994	***27.245***	1:17.239 (2)	92.24	0.291	17:38:54.256
9 -	***49.621***	27.327	***1:16.948*** (1)	***92.59***		***17:40:11.204***
10 -	49.924	27.589	1:17.513	91.91	0.565	17:41:28.717

P2 78 Keith POVAH Suzuki - The Park School Yeovil/E&A Gill Race Tech

IDEAL LAP TIME : 1:16.654 BEST LAP TIME : 1:16.933 DIFFERENCE : 0.279

LAP	SECTOR 1	SECTOR 2	LAP TIME	MPH	DIFF	TIME OF DAY
1 -		28.117	1:24.749	84.06	7.816	17:29:50.741
2 -	51.458	27.974	1:19.432	89.69	2.499	17:31:10.173
3 -	50.311	27.465	1:17.776	91.60	0.843	17:32:27.949
4 -	51.145	27.629	1:18.774	90.44	1.841	17:33:46.723
5 -	50.065	27.177	1:17.242	92.23	0.309	17:35:03.965
6 -	50.386	26.979	1:17.365	92.09	0.432	17:36:21.330
7 -	***49.712***	27.221	***1:16.933*** (1)	***92.60***		***17:37:38.263***
8 -	50.187	***26.942***	1:17.129 (2)	92.37	0.196	17:38:55.392
9 -	49.810	27.409	1:17.219 (3)	92.26	0.286	17:40:12.611
10 -	50.261	27.289	1:17.550	91.87	0.617	17:41:30.161

P3 3 Michael YATES Suzuki -

IDEAL LAP TIME : 1:16.950 BEST LAP TIME : 1:17.110 DIFFERENCE : 0.160

LAP	SECTOR 1	SECTOR 2	LAP TIME	MPH	DIFF	TIME OF DAY
1 -		28.077	1:24.264	84.55	7.154	17:29:50.256
2 -	51.281	27.835	1:19.116	90.05	2.006	17:31:09.372
3 -	50.836	27.386	1:18.222	91.08	1.112	17:32:27.594
4 -	50.918	27.354	1:18.272	91.02	1.162	17:33:45.866
5 -	50.244	27.110	1:17.354	92.10	0.244	17:35:03.220
6 -	50.134	26.976	***1:17.110*** (1)	***92.39***		***17:36:20.330***
7 -	50.133	27.121	1:17.254	92.22	0.144	17:37:37.584
8 -	51.278	27.192	1:18.470	90.79	1.360	17:38:56.054
9 -	50.319	***26.926***	1:17.245 (3)	92.23	0.135	17:40:13.299
10 -	***50.024***	27.220	1:17.244 (2)	92.23	0.134	17:41:30.543

P4 777 Mason WILLIAMS Suzuki - MoreMoto

IDEAL LAP TIME : 1:17.064 BEST LAP TIME : 1:17.182 DIFFERENCE : 0.118

LAP	SECTOR 1	SECTOR 2	LAP TIME	MPH	DIFF	TIME OF DAY
1 -		27.989	1:23.550	85.27	6.368	17:29:49.542
2 -	51.085	27.864	1:18.949	90.24	1.767	17:31:08.491
3 -	50.746	27.309	1:18.055	91.27	0.873	17:32:26.546
4 -	50.521	27.499	1:18.020	91.31	0.838	17:33:44.566
5 -	50.654	27.277	1:17.931	91.42	0.749	17:35:02.497
6 -	50.360	27.172	1:17.532 (2)	91.89	0.350	17:36:20.029
7 -	50.291	27.440	1:17.731 (3)	91.65	0.549	17:37:37.760
8 -	50.952	***27.053***	1:18.005	91.33	0.823	17:38:55.765
9 -	50.295	27.496	1:17.791	91.58	0.609	17:40:13.556
10 -	***50.011***	27.171	***1:17.182*** (1)	***92.30***		***17:41:30.738***

P5 97 Jake PACKHAM Suzuki - Gasoline alley

IDEAL LAP TIME : 1:17.175 BEST LAP TIME : 1:17.352 DIFFERENCE : 0.177

LAP	SECTOR 1	SECTOR 2	LAP TIME	MPH	DIFF	TIME OF DAY

Weather / Track : Bright / Dry

Donington Park National
Circuit Length = 1.9790 miles
Start: 17:28 Flag 17:41 End: 17:42

BMCRC - MRO Championships 2018 - Rnd 5 @ Donington Park

MRO Minitwins

RACE 21 - SECTOR ANALYSIS

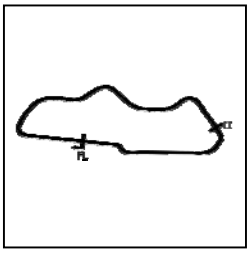

SECTOR 1 = FL to I1, SECTOR 2 = I1 to FL, DIFF = Difference To Personal Best Lap, P = Crossed Finish Line in Pit Lane, D = Time Disallowed

1 -		28.034	1:24.052	84.76	6.700	17:29:50.044
2 -	51.299	27.958	1:19.257	89.89	1.905	17:31:09.301
3 -	50.757	27.530	1:18.287	91.00	0.935	17:32:27.588
4 -	51.828	27.388	1:19.216	89.93	1.864	17:33:46.804
5 -	50.682	27.361	1:18.043	91.29	0.691	17:35:04.847
6 -	***49.975***	27.377	***1:17.352*** **(1)**	***92.10***		***17:36:22.199***
7 -	50.484	***27.200***	1:17.684 **(3)**	91.71	0.332	17:37:39.883
8 -	50.897	27.210	1:18.107	91.21	0.755	17:38:57.990
9 -	50.625	27.376	1:18.001	91.34	0.649	17:40:15.991
10 -	50.176	27.341	1:17.517 **(2)**	91.91	0.165	17:41:33.508

P6 4 Jake POVAH Suzuki - www.78plate.com

IDEAL LAP TIME : 1:17.281 BEST LAP TIME : 1:17.516 DIFFERENCE : 0.235

LAP	SECTOR 1	SECTOR 2	LAP TIME	MPH	DIFF	TIME OF DAY
1 -		28.043	1:25.067	83.75	7.551	17:29:51.059
2 -	51.314	27.611	1:18.925	90.27	1.409	17:31:09.984
3 -	50.355	27.667	1:18.022	91.31	0.506	17:32:28.006
4 -	51.424	27.640	1:19.064	90.11	1.548	17:33:47.070
5 -	50.606	***27.088***	1:17.694 **(3)**	91.70	0.178	17:35:04.764
6 -	***50.193***	27.500	1:17.693 **(2)**	91.70	0.177	17:36:22.457
7 -	50.379	27.137	***1:17.516*** **(1)**	***91.91***		***17:37:39.973***
8 -	50.428	27.344	1:17.772	91.60	0.256	17:38:57.745
9 -	50.514	27.337	1:17.851	91.51	0.335	17:40:15.596
10 -	50.759	27.632	1:18.391	90.88	0.875	17:41:33.987

P7 86 Paul WITHERINGTON Suzuki - P&R plumbing

IDEAL LAP TIME : 1:18.520 BEST LAP TIME : 1:18.834 DIFFERENCE : 0.314

LAP	SECTOR 1	SECTOR 2	LAP TIME	MPH	DIFF	TIME OF DAY
1 -		28.439	1:25.751	83.08	6.917	17:29:51.743
2 -	51.518	27.836	1:19.354	89.78	0.520	17:31:11.097
3 -	51.546	28.165	1:19.711	89.38	0.877	17:32:30.808
4 -	51.590	***27.581***	1:19.171	89.99	0.337	17:33:49.979
5 -	***50.939***	28.400	1:19.339	89.79	0.505	17:35:09.318
6 -	51.262	27.717	1:18.979 **(3)**	90.20	0.145	17:36:28.297
7 -	50.948	27.918	1:18.866 **(2)**	90.33	0.032	17:37:47.163
8 -	51.013	27.821	***1:18.834*** **(1)**	***90.37***		***17:39:05.997***
9 -	51.892	27.771	1:19.663	89.43	0.829	17:40:25.660
10 -	51.170	27.847	1:19.017	90.16	0.183	17:41:44.677

P8 444 Mark WILLIAMS Suzuki - Universal Motorcycle Training

IDEAL LAP TIME : 1:18.150 BEST LAP TIME : 1:18.317 DIFFERENCE : 0.167

LAP	SECTOR 1	SECTOR 2	LAP TIME	MPH	DIFF	TIME OF DAY
1 -		28.084	1:24.449	84.36	6.132	17:29:50.441
2 -	51.499	28.027	1:19.526	89.58	1.209	17:31:09.967
3 -	51.059	27.775	1:18.834	90.37	0.517	17:32:28.801
4 -	51.399	27.678	1:19.077	90.09	0.760	17:33:47.878
5 -	50.975	27.627	1:18.602 **(3)**	90.64	0.285	17:35:06.480
6 -	50.730	27.587	***1:18.317*** **(1)**	***90.97***		***17:36:24.797***
7 -	***50.703***	27.729	1:18.432 **(2)**	90.83	0.115	17:37:43.229
8 -	51.230	30.851	1:22.081	86.80	3.764	17:39:05.310
9 -	52.376	28.167	1:20.543	88.45	2.226	17:40:25.853
10 -	51.389	***27.447***	1:18.836	90.37	0.519	17:41:44.689

P9 113 Sam ELKINS Suzuki - Me Old Man

IDEAL LAP TIME : 1:18.573 BEST LAP TIME : 1:18.789 DIFFERENCE : 0.216

LAP	SECTOR 1	SECTOR 2	LAP TIME	MPH	DIFF	TIME OF DAY
1 -		28.371	1:27.242	81.66	8.453	17:29:53.234
2 -	51.597	***27.741***	1:19.338 **(3)**	89.80	0.549	17:31:12.572
3 -	50.868	28.145	1:19.013 **(2)**	90.17	0.224	17:32:31.585
4 -	51.514	27.918	1:19.432	89.69	0.643	17:33:51.017

Weather / Track : Bright / Dry

Donington Park National
Circuit Length = 1.9790 miles
Start: 17:28 Flag 17:41 End: 17:42

BMCRC - MRO Championships 2018 - Rnd 5 @ Donington Park

MRO Minitwins

RACE 21 - SECTOR ANALYSIS

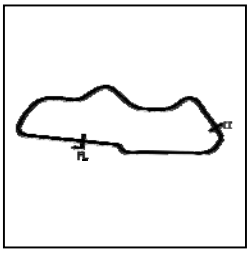

SECTOR 1 = FL to I1, SECTOR 2 = I1 to FL, DIFF = Difference To Personal Best Lap, P = Crossed Finish Line in Pit Lane, D = Time Disallowed

5 -	51.293	28.258	1:19.551		89.56	0.762	17:35:10.568
6 -	51.301	28.168	1:19.469		89.65	0.680	17:36:30.037
7 -	51.303	28.412	1:19.715		89.37	0.926	17:37:49.752
8 -	51.212	28.197	1:19.409		89.72	0.620	17:39:09.161
9 -	***50.832***	27.957	***1:18.789***	**(1)**	***90.42***		***17:40:27.950***
10 -	51.165	28.212	1:19.377		89.75	0.588	17:41:47.327

P10 76 Phillip RODGERS Suzuki - pinbadgelab.co.uk

IDEAL LAP TIME : 1:20.254 BEST LAP TIME : 1:20.263 DIFFERENCE : 0.009

LAP	SECTOR 1	SECTOR 2	LAP TIME		MPH	DIFF	TIME OF DAY
1 -		29.183	1:27.916		81.03	7.653	17:29:53.908
2 -	52.559	28.440	1:20.999		87.95	0.736	17:31:14.907
3 -	52.464	28.395	1:20.859		88.11	0.596	17:32:35.766
4 -	52.594	28.755	1:21.349		87.58	1.086	17:33:57.115
5 -	52.885	28.783	1:21.668		87.23	1.405	17:35:18.783
6 -	52.472	28.394	1:20.866		88.10	0.603	17:36:39.649
7 -	52.321	***28.265***	1:20.586	**(2)**	88.41	0.323	17:38:00.235
8 -	52.439	28.410	1:20.849		88.12	0.586	17:39:21.084
9 -	52.124	28.717	1:20.841	**(3)**	88.13	0.578	17:40:41.925
10 -	***51.989***	28.274	***1:20.263***	**(1)**	***88.76***		***17:42:02.188***

P11 54 Adam JAMISON Suzuki - AJ Racing

IDEAL LAP TIME : 1:20.516 BEST LAP TIME : 1:20.648 DIFFERENCE : 0.132

LAP	SECTOR 1	SECTOR 2	LAP TIME		MPH	DIFF	TIME OF DAY
1 -		29.209	1:27.728		81.21	7.080	17:29:53.720
2 -	53.002	28.451	1:21.453		87.46	0.805	17:31:15.173
3 -	52.797	28.364	1:21.161		87.78	0.513	17:32:36.334
4 -	52.653	28.312	1:20.965		87.99	0.317	17:33:57.299
5 -	52.860	28.416	1:21.276		87.65	0.628	17:35:18.575
6 -	52.421	28.343	1:20.764	**(2)**	88.21	0.116	17:36:39.339
7 -	52.434	***28.214***	***1:20.648***	**(1)**	***88.34***		***17:37:59.987***
8 -	52.391	28.573	1:20.964		87.99	0.316	17:39:20.951
9 -	52.445	28.618	1:21.063		87.89	0.415	17:40:42.014
10 -	***52.302***	28.553	1:20.855	**(3)**	88.11	0.207	17:42:02.869

P12 90 Edward WATSON Suzuki - Motorsportdays.com TEA Time Racing

IDEAL LAP TIME : 1:20.012 BEST LAP TIME : 1:20.101 DIFFERENCE : 0.089

LAP	SECTOR 1	SECTOR 2	LAP TIME		MPH	DIFF	TIME OF DAY
1 -		30.373	1:31.054		78.24	10.953	17:29:57.046
2 -	54.761	29.573	1:24.334		84.48	4.233	17:31:21.380
3 -	53.310	29.266	1:22.576		86.27	2.475	17:32:43.956
4 -	53.151	29.446	1:22.597		86.25	2.496	17:34:06.553
5 -	52.600	28.813	1:21.413		87.51	1.312	17:35:27.966
6 -	52.473	28.829	1:21.302		87.63	1.201	17:36:49.268
7 -	52.266	28.457	1:20.723		88.26	0.622	17:38:09.991
8 -	52.015	***28.311***	1:20.326	**(3)**	88.69	0.225	17:39:30.317
9 -	51.732	28.369	***1:20.101***	**(1)**	***88.94***		***17:40:50.418***
10 -	***51.701***	28.416	1:20.117	**(2)**	88.92	0.016	17:42:10.535

P13 5 Barry MANTELL Suzuki - Swedish car connection

IDEAL LAP TIME : 1:19.603 BEST LAP TIME : 1:19.705 DIFFERENCE : 0.102

LAP	SECTOR 1	SECTOR 2	LAP TIME		MPH	DIFF	TIME OF DAY
1 -		30.206	1:28.615		80.39	8.910	17:29:54.607
2 -	54.108	29.737	1:23.845		84.97	4.140	17:31:18.452
3 -	55.383	30.431	1:25.814		83.02	6.109	17:32:44.266
4 -	54.264	29.415	1:23.679		85.14	3.974	17:34:07.945
5 -	53.395	28.528	1:21.923		86.96	2.218	17:35:29.868
6 -	52.326	29.525	1:21.851		87.04	2.146	17:36:51.719
7 -	52.324	28.708	1:21.032		87.92	1.327	17:38:12.751
8 -	52.162	***28.077***	1:20.239	**(3)**	88.79	0.534	17:39:32.990

Weather / Track : Bright / Dry

Donington Park National
Circuit Length = 1.9790 miles
Start: 17:28 Flag 17:41 End: 17:42

BMCRC - MRO Championships 2018 - Rnd 5 @ Donington Park

MRO Minitwins

RACE 21 - SECTOR ANALYSIS

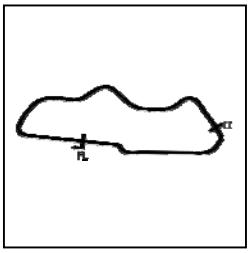

SECTOR 1 = FL to I1, SECTOR 2 = I1 to FL, DIFF = Difference To Personal Best Lap, P = Crossed Finish Line in Pit Lane, D = Time Disallowed

9 -	***51.526***	28.179	***1:19.705***	***(1)***	***89.38***		***17:40:52.695***
10 -	51.530	28.500	1:20.030	**(2)**	89.02	0.325	17:42:12.725

P14 84 Ricardo BRANCO Suzuki - IMP Racing

IDEAL LAP TIME : 1:20.076 BEST LAP TIME : 1:20.079 DIFFERENCE : 0.003

LAP	SECTOR 1	SECTOR 2	LAP TIME		MPH	DIFF	TIME OF DAY
1 -		29.799	1:29.253		79.82	9.174	17:29:55.245
2 -	54.368	29.330	1:23.698		85.12	3.619	17:31:18.943
3 -	54.720	29.168	1:23.888		84.93	3.809	17:32:42.831
4 -	53.980	29.466	1:23.446		85.38	3.367	17:34:06.277
5 -	53.407	28.915	1:22.322		86.54	2.243	17:35:28.599
6 -	52.997	29.211	1:22.208		86.66	2.129	17:36:50.807
7 -	52.893	28.537	1:21.430		87.49	1.351	17:38:12.237
8 -	53.000	28.394	1:21.394	**(3)**	87.53	1.315	17:39:33.631
9 -	51.960	***28.119***	***1:20.079***	***(1)***	***88.97***		***17:40:53.710***
10 -	***51.957***	28.594	1:20.551	**(2)**	88.44	0.472	17:42:14.261

P15 28 Dominic VEASEY Suzuki - Veasey Racing

IDEAL LAP TIME : 1:20.032 BEST LAP TIME : 1:20.032 DIFFERENCE : 0.000

LAP	SECTOR 1	SECTOR 2	LAP TIME		MPH	DIFF	TIME OF DAY
1 -		29.910	1:31.290		78.04	11.258	17:29:57.282
2 -	55.450	28.932	1:24.382		84.43	4.350	17:31:21.664
3 -	54.207	28.925	1:23.132		85.70	3.100	17:32:44.796
4 -	53.936	28.545	1:22.481		86.37	2.449	17:34:07.277
5 -	52.675	28.920	1:21.595		87.31	1.563	17:35:28.872
6 -	53.118	29.286	1:22.404		86.45	2.372	17:36:51.276
7 -	52.699	28.918	1:21.617		87.29	1.585	17:38:12.893
8 -	52.656	28.454	1:21.110	**(3)**	87.83	1.078	17:39:34.003
9 -	***51.896***	***28.136***	***1:20.032***	***(1)***	***89.02***		***17:40:54.035***
10 -	51.955	28.576	1:20.531	**(2)**	88.47	0.499	17:42:14.566

P16 13 Wil GREEN Suzuki - Faith Fueled Racing

IDEAL LAP TIME : 1:22.249 BEST LAP TIME : 1:22.433 DIFFERENCE : 0.184

LAP	SECTOR 1	SECTOR 2	LAP TIME		MPH	DIFF	TIME OF DAY
1 -		29.878	1:31.155		78.15	8.722	17:29:57.147
2 -	54.876	29.442	1:24.318		84.49	1.885	17:31:21.465
3 -	53.928	29.368	1:23.296		85.53	0.863	17:32:44.761
4 -	54.610	29.396	1:24.006		84.81	1.573	17:34:08.767
5 -	53.521	29.359	1:22.880	**(3)**	85.96	0.447	17:35:31.647
6 -	53.717	29.246	1:22.963		85.87	0.530	17:36:54.610
7 -	53.840	***29.033***	1:22.873	**(2)**	85.97	0.440	17:38:17.483
8 -	***53.216***	29.217	***1:22.433***	***(1)***	***86.42***		***17:39:39.916***
9 -	54.301	29.508	1:23.809		85.01	1.376	17:41:03.725
10 -	53.997	30.510	1:24.507		84.30	2.074	17:42:28.232

P17 48 Shaun WALLIS Suzuki - Watling Tyres

IDEAL LAP TIME : 1:22.574 BEST LAP TIME : 1:22.828 DIFFERENCE : 0.254

LAP	SECTOR 1	SECTOR 2	LAP TIME		MPH	DIFF	TIME OF DAY
1 -		29.671	1:31.984		77.45	9.156	17:29:57.976
2 -	56.212	30.232	1:26.444		82.41	3.616	17:31:24.420
3 -	54.897	29.455	1:24.352		84.46	1.524	17:32:48.772
4 -	54.950	29.038	1:23.988		84.82	1.160	17:34:12.760
5 -	54.574	29.301	1:23.875		84.94	1.047	17:35:36.635
6 -	54.186	***28.895***	1:23.081	**(3)**	85.75	0.253	17:36:59.716
7 -	53.961	29.135	1:23.096		85.73	0.268	17:38:22.812
8 -	54.152	29.167	1:23.319		85.51	0.491	17:39:46.131
9 -	53.896	28.932	***1:22.828***	***(1)***	***86.01***		***17:41:08.959***
10 -	***53.679***	29.318	1:22.997	**(2)**	85.84	0.169	17:42:31.956

Weather / Track : Bright / Dry

Donington Park National
Circuit Length = 1.9790 miles
Start: 17:28 Flag 17:41 End: 17:42

BMCRC - MRO Championships 2018 - Rnd 5 @ Donington Park

MRO Minitwins

RACE 21 - SECTOR ANALYSIS

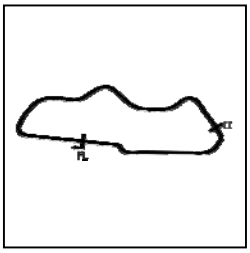

SECTOR 1 = FL to I1, SECTOR 2 = I1 to FL, DIFF = Difference To Personal Best Lap, P = Crossed Finish Line in Pit Lane, D = Time Disallowed

P18 25 Harrison DAY Suzuki -

IDEAL LAP TIME : 1:22.906 BEST LAP TIME : 1:22.960 DIFFERENCE : 0.054

LAP	SECTOR 1	SECTOR 2	LAP TIME	MPH	DIFF	TIME OF DAY
1 -		29.928	1:32.475	77.04	9.515	17:29:58.467
2 -	55.931	30.353	1:26.284	82.57	3.324	17:31:24.751
3 -	54.824	29.527	1:24.351	84.46	1.391	17:32:49.102
4 -	54.246	29.185	1:23.431	85.39	0.471	17:34:12.533
5 -	54.480	29.184	1:23.664	85.15	0.704	17:35:36.197
6 -	54.308	***29.064***	1:23.372	85.45	0.412	17:36:59.569
7 -	***53.842***	29.118	***1:22.960*** **(1)**	***85.88***		***17:38:22.529***
8 -	54.171	29.092	1:23.263 **(3)**	85.56	0.303	17:39:45.792
9 -	53.930	29.390	1:23.320	85.50	0.360	17:41:09.112
10 -	54.058	29.086	1:23.144 **(2)**	85.69	0.184	17:42:32.256

P19 23 Claire BECKETT Suzuki - Cowpers Oak

IDEAL LAP TIME : 1:24.143 BEST LAP TIME : 1:24.223 DIFFERENCE : 0.080

LAP	SECTOR 1	SECTOR 2	LAP TIME	MPH	DIFF	TIME OF DAY
1 -		29.986	1:32.961	76.64	8.738	17:29:58.953
2 -	56.012	30.174	1:26.186	82.66	1.963	17:31:25.139
3 -	55.559	29.956	1:25.515	83.31	1.292	17:32:50.654
4 -	55.778	30.009	1:25.787	83.05	1.564	17:34:16.441
5 -	56.072	29.711	1:25.783	83.05	1.560	17:35:42.224
6 -	55.857	29.603	1:25.460	83.36	1.237	17:37:07.684
7 -	55.865	29.379	1:25.244 **(3)**	83.57	1.021	17:38:32.928
8 -	55.607	***29.335***	1:24.942 **(2)**	83.87	0.719	17:39:57.870
9 -	***54.808***	29.415	***1:24.223*** **(1)**	***84.59***		***17:41:22.093***
10 -	55.815	30.189	1:26.004	82.84	1.781	17:42:48.097

P20 96 Dan HARRIS Suzuki - HP Racing

IDEAL LAP TIME : 1:18.358 BEST LAP TIME : 1:19.001 DIFFERENCE : 0.643

LAP	SECTOR 1	SECTOR 2	LAP TIME	MPH	DIFF	TIME OF DAY
1 -		28.380	1:26.440	82.42	7.439	17:29:52.432
2 -	52.090	28.344	1:20.434	88.57	1.433	17:31:12.866
3 -	51.306	27.936	1:19.242 **(3)**	89.90	0.241	17:32:32.108
4 -	51.204	28.056	1:19.260	89.88	0.259	17:33:51.368
5 -	51.291	28.096	1:19.387	89.74	0.386	17:35:10.755
6 -	51.322	28.096	1:19.418	89.71	0.417	17:36:30.173
7 -	51.460	28.223	1:19.683	89.41	0.682	17:37:49.856
8 -	51.471	***27.673***	1:19.144 **(2)**	90.02	0.143	17:39:09.000
9 -	51.290	27.711	***1:19.001*** **(1)**	***90.18***		***17:40:28.001***

P21 184 David TWYFORD Suzuki -

IDEAL LAP TIME : 1:16.945 BEST LAP TIME : 1:16.945 DIFFERENCE : 0.000

LAP	SECTOR 1	SECTOR 2	LAP TIME	MPH	DIFF	TIME OF DAY
1 -		28.411	1:25.150	83.67	8.205	17:29:51.142
2 -	51.686	27.757	1:19.443	89.68	2.498	17:31:10.585
3 -	51.116	27.805	1:18.921	90.27	1.976	17:32:29.506
4 -	50.288	27.448	1:17.736 **(2)**	91.65	0.791	17:33:47.242
5 -	51.028	27.366	1:18.394	90.88	1.449	17:35:05.636
6 -	***49.845***	***27.100***	***1:16.945*** **(1)**	***92.59***		***17:36:22.581***
7 -	50.314	27.753	1:18.067 **(3)**	91.26	1.122	17:37:40.648
8 -	50.802	IN PIT	1:24.929 **P**	83.88	7.984	17:39:05.577

P22 26 Glynn DAVIES Suzuki -

IDEAL LAP TIME : 1:18.325 BEST LAP TIME : 1:18.412 DIFFERENCE : 0.087

LAP	SECTOR 1	SECTOR 2	LAP TIME	MPH	DIFF	TIME OF DAY
1 -		28.142	1:23.848	84.97	5.436	17:29:49.840
2 -	50.931	28.334	1:19.265 **(3)**	89.88	0.853	17:31:09.105
3 -	***50.724***	27.688	***1:18.412*** **(1)**	***90.86***		***17:32:27.517***

Weather / Track : Bright / Dry

Donington Park National
Circuit Length = 1.9790 miles
Start: 17:28 Flag 17:41 End: 17:42

BMCRC - MRO Championships 2018 - Rnd 5 @ Donington Park

MRO Minitwins

RACE 21 - SECTOR ANALYSIS

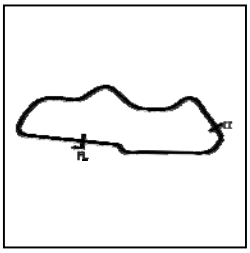

SECTOR 1 = FL to I1, SECTOR 2 = I1 to FL, DIFF = Difference To Personal Best Lap, P = Crossed Finish Line in Pit Lane, D = Time Disallowed

4 -	51.458	***27.601***	1:19.059	**(2)**	90.11	0.647	17:33:46.576
5 -	52.507	IN PIT	1:25.480	**P**	83.34	7.068	17:35:12.056

P23 43 Robert DAVIE Suzuki -

IDEAL LAP TIME : BEST LAP TIME : DIFFERENCE :

LAP	SECTOR 1	SECTOR 2	LAP TIME		MPH	DIFF	TIME OF DAY
1 -		***IN PIT***	1:43.413	**P**	68.89		17:30:09.405

Weather / Track : Bright / Dry

Donington Park National
Circuit Length = 1.9790 miles
Start: 17:28 Flag 17:41 End: 17:42

BMCRC - MRO Championships 2018 - Rnd 5 @ Donington Park

MRO Minitwins

RACE 21 - BEST SECTORS

	SECTOR 1			SECTOR 2			IDEAL / BEST COMPARISON					
POS	NO	NAME	TIME	NO	NAME	TIME	POS	NO	NAME	IDEAL	BEST	DIFF
									PERFECT LAP	1:16.547		
1	74	SINGLETON	**49.621**	3	YATES	**26.926**	1	78	POVAH	1:16.654	1:16.933	0.279
2	78	POVAH	**49.712**	78	POVAH	**26.942**	2	74	SINGLETON	1:16.866	1:16.948	0.082
3	184	TWYFORD	**49.845**	777	WILLIAMS	**27.053**	3	184	TWYFORD	1:16.945	1:16.945	0.000
4	97	PACKHAM	**49.975**	4	POVAH	**27.088**	4	3	YATES	1:16.950	1:17.110	0.160
5	777	WILLIAMS	**50.011**	184	TWYFORD	**27.100**	5	777	WILLIAMS	1:17.064	1:17.182	0.118
6	3	YATES	**50.024**	97	PACKHAM	**27.200**	6	97	PACKHAM	1:17.175	1:17.352	0.177
7	4	POVAH	**50.193**	74	SINGLETON	**27.245**	7	4	POVAH	1:17.281	1:17.516	0.235
8	96	HARRIS	**50.685**	444	WILLIAMS	**27.447**	8	444	WILLIAMS	1:18.150	1:18.317	0.167
9	444	WILLIAMS	**50.703**	86	WITHERINGTON	**27.581**	9	26	DAVIES	1:18.325	1:18.412	0.087
10	26	DAVIES	**50.724**	26	DAVIES	**27.601**	10	96	HARRIS	1:18.358	1:19.001	0.643
11	113	ELKINS	**50.832**	96	HARRIS	**27.673**	11	86	WITHERINGTON	1:18.520	1:18.834	0.314
12	86	WITHERINGTON	**50.939**	113	ELKINS	**27.741**	12	113	ELKINS	1:18.573	1:18.789	0.216
13	5	MANTELL	**51.526**	5	MANTELL	**28.077**	13	5	MANTELL	1:19.603	1:19.705	0.102
14	90	WATSON	**51.701**	84	BRANCO	**28.119**	14	90	WATSON	1:20.012	1:20.101	0.089
15	28	VEASEY	**51.896**	28	VEASEY	**28.136**	15	28	VEASEY	1:20.032	1:20.032	0.000
16	84	BRANCO	**51.957**	54	JAMISON	**28.214**	16	84	BRANCO	1:20.076	1:20.079	0.003
17	76	RODGERS	**51.989**	76	RODGERS	**28.265**	17	76	RODGERS	1:20.254	1:20.263	0.009
18	54	JAMISON	**52.302**	90	WATSON	**28.311**	18	54	JAMISON	1:20.516	1:20.648	0.132
19	13	GREEN	**53.216**	48	WALLIS	**28.895**	19	13	GREEN	1:22.249	1:22.433	0.184
20	48	WALLIS	**53.679**	13	GREEN	**29.033**	20	48	WALLIS	1:22.574	1:22.828	0.254
21	25	DAY	**53.842**	25	DAY	**29.064**	21	25	DAY	1:22.906	1:22.960	0.054
22	23	BECKETT	**54.808**	23	BECKETT	**29.335**	22	23	BECKETT	1:24.143	1:24.223	0.080
23							23	43	DAVIE			
24												

Weather / Track : Bright / Dry

Donington Park National
Circuit Length = 1.9790 miles
Start: 17:28 Flag 17:41 End: 17:42

Results can be found at www.tsl-timing.com

Printed - 17:45 Sunday, 17 June 2018

BMCRC-MRO Championships 2018

Team Green Junior Cup / Senior 300 Series

Donington National Circuit

16th & 17th June 2018

Results Provided by Timing Solutions Ltd
www.tsl-timing.com

Donington Park National

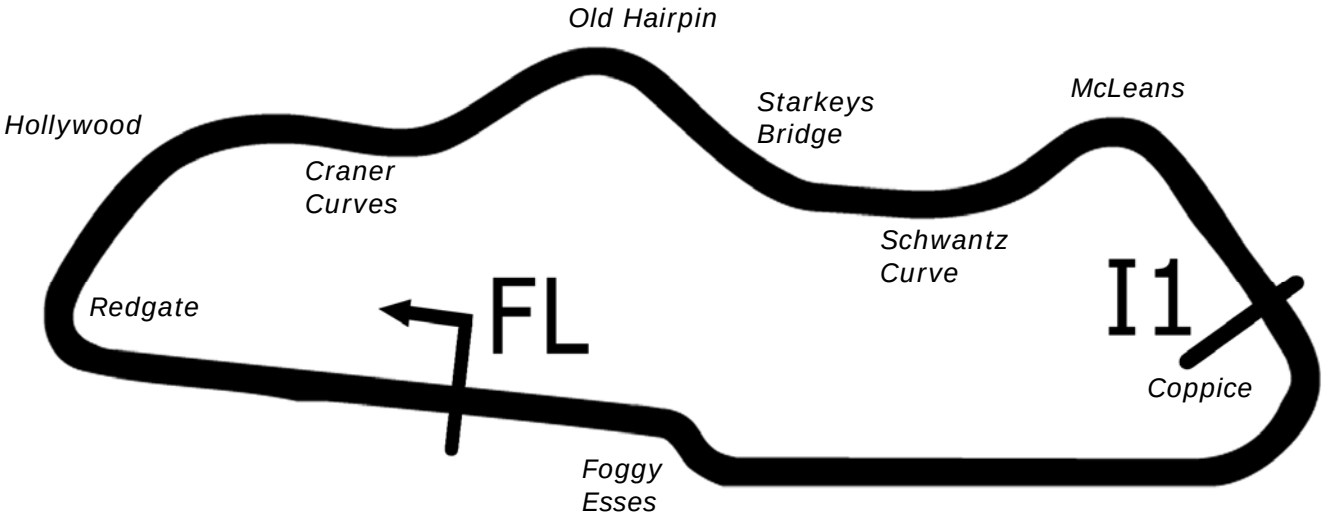

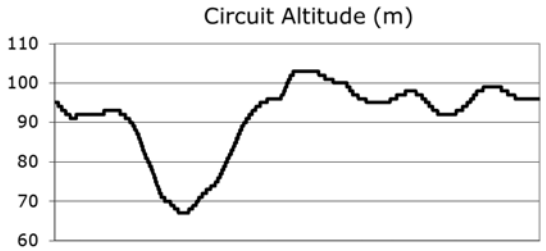

Length	1.9790 miles	3185.0 m	
FL		52.82971 N	1.37867 W
I1	2096m	52.82978 N	1.36508 W
Pit Entry	3100m	52.82951 N	1.37832 W
Pit Exit	229m after FL	52.82996 N	1.38205 W

Pit Entry–Pit Exit 287m, 17.2s @60kph, 12.9s @80kph

All results available at www.tsl-timing.com

BMCRC - MRO Championships 2018 - Rnd 5 @ Donington Park

Team Green Junior Cup & Senior 300 & Blue Haze GP

FREE PRACTICE - CLASSIFICATION

POS	NO	CL	PIC	NAME	ENTRY	TIME	ON	LAPS	GAP	DIFF	MPH
1	81	GPF	1	Scott GRANT	Yamaha TZR250 - SEAGER engineering/ Motaa Cycle Pa	1:26.103	8	8			82.74
2	12	GP	1	Adrian MARTIN	Yamaha TZ250 - Strategic business development &suppo	1:27.261	5	7	1.158	1.158	81.64
3	86	S	1	Jamie KELMAN	Kawasaki - Fastlane motorcycles	1:27.932	7	7	1.829	0.671	81.02
4	45	GPF	2	Peter MOORE	Yamaha TZR 250 - Station Garage , Isle of Man	1:29.424	4	4	3.321	1.492	79.67
5	20	S	2	Kai DICKINSON	Kawasaki - www.docklandsriders.org.uk	1:29.465	8	8	3.362	0.041	79.63
6	28	S	3	Leon STEWART	Kawasaki -	1:29.688	7	8	3.585	0.223	79.43
7	125	GPF	3	Ben MILES	Honda RS125 - Allspeed	1:29.905	7	8	3.802	0.217	79.24
8	7	GPF	4	Pete FISHWICK	Yamaha TZR250 -	1:29.932	3	4	3.829	0.027	79.22
9	29	S	4	Charlie STONE	Kawasaki -	1:30.069	4	8	3.966	0.137	79.10
10	74	GPF	5	Paul WHITBY	Yamaha TZR250 -	1:30.335	7	8	4.232	0.266	78.86
11	99	S	5	Damian ROWLEY	Kawasaki -	1:30.411	5	5	4.308	0.076	78.80
12	861	J	1	Owen JENNER	Kawasaki -	1:30.757	8	8	4.654	0.346	78.50
13	17	GPF	6	David PATERSON	Yamaha TZR250 - Lots of overtime	1:30.858	5	5	4.755	0.101	78.41
14	65*	S	6	Konrad BREESE	Kawasaki -	1:31.705	3	4	5.602	0.847	77.69
15	38	S	7	Bob COUCHMAN	Kawasaki - Pinky Janey	1:31.716	7	8	5.613	0.011	77.68
16	76	GPF	7	Kevin HIGERTY	Yamaha TZR250 - Aitch Racing	1:32.276	6	7	6.173	0.560	77.21
17	101	GPF	8	Andrew DAVIES	Spondon 350 - GIBSON EXHAUSTS	1:32.482	5	6	6.379	0.206	77.03
18	21	GPF	9	Ben HUNTER	Yamaha RD350LC -	1:33.536	2	3	7.433	1.054	76.17
19	888*	S	8	Jeff MORRIS	Kawasaki -	1:33.853	4	4	7.750	0.317	75.91
20	70	GPF	10	Andrew BURSCOUGH	Yamaha YPVS 350 - Apollo Tuning	1:34.580	3	4	8.477	0.727	75.32
21	67	S	9	Tony MORRIS	Kawasaki - Chippy racing team	1:34.988	4	5	8.885	0.408	75.00
22	6	S	10	Martin COOPER	Kawasaki -	1:35.352	4	4	9.249	0.364	74.71
23	4	J	2	James DUTTON	Kawasaki -	1:36.207	4	4	10.104	0.855	74.05
24	9	S	11	Graham HAW	Kawasaki - Graham Haw Joinery	1:36.407	2	2	10.304	0.200	73.90
25	30	GPF	11	Neil HEWSON	Suzuki RGV250 -	1:36.701	8	8	10.598	0.294	73.67
26	43	S	12	Colin HALL	Kawasaki -	1:37.014	8	8	10.911	0.313	73.43
27	60	GPF	12	Daniel GOUGH	Yamaha TZR 250 - G Force Motorcycles	1:37.347	7	7	11.244	0.333	73.18
28	5	S	13	Tom STEVENS	Kawasaki -	1:37.964	7	7	11.861	0.617	72.72
29	88	S	14	David COURT	Kawasaki -	1:38.596	4	4	12.493	0.632	72.26
30	33	J	3	Jarrod WRIGHT	Kawasaki - ELP Racing	1:39.005	8	8	12.902	0.409	71.96
31	48	S	15	Kevin SABBARTON	Kawasaki -	1:39.188	7	8	13.085	0.183	71.82
32	44	S	16	Duane SUTCH	Kawasaki - Shawell Tuning and Racing Serv	1:39.191	5	7	13.088	0.003	71.82
33	23	J	4	Joe ELLIS	Kawasaki -	1:39.995	7	7	13.892	0.804	71.24
34	30	S	17	Malcolm HOWELL	Kawasaki -	1:41.828	2	3	15.725	1.833	69.96
35	111	S	18	Trevor REEVE	Kawasaki -	1:42.718	6	7	16.615	0.890	69.36
36	22	S	19	Samuel SMYTH	Kawasaki -	1:49.909	1	1	23.806	7.191	64.82
37	67	GPF	13	Mark BAILEY	Yamaha TZR250 - Gforce motorcycles	2:05.686	3	3	39.583	15.777	56.68
38	169	GPF	14	Mark ELLERAY	Yamaha TZR250 - Abbot Solutions Ltd	2:13.639	1	1	47.536	7.953	53.31
39	61	GPF	15	Ian READ	Suzuki RGT460 - MiMS Racing, Discountbikespares.co.ul	2:14.692	1	1	48.589	1.053	52.89
40	66	S	20	Nick FORD	Kawasaki -			0			

*** No. 65 & 888- Please fit a working transponder for Qualifying**

Donington Park National
Circuit Length = 1.9790 miles
Start: 10:41 Flag 10:54 End: 10:56

Weather / Track : Cloudy / Drying
These results are provisional until the conclusion of any judicial and technical matters.

Clerk Of Course :		Timekeeper :

Results can be found at www.tsl-timing.com

Printed - 10:56 Saturday, 16 June 2018

BMCRC - MRO Championships 2018 - Rnd 5 @ Donington Park

Team Green Junior Cup & Senior 300 & Blue Haze GP

FREE PRACTICE - SECTOR ANALYSIS

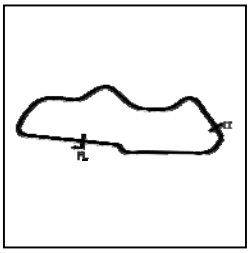

SECTOR 1 = FL to I1, SECTOR 2 = I1 to FL, DIFF = Difference To Personal Best Lap, P = Crossed Finish Line in Pit Lane, D = Time Disallowed

P1 81 GPF Scott GRANT — Yamaha TZR250 - SEAGER engineering/ Motaa Cycle Parts

IDEAL LAP TIME : 1:25.812 BEST LAP TIME : 1:26.103 DIFFERENCE : 0.291

LAP	SECTOR 1	SECTOR 2	LAP TIME		MPH	DIFF	TIME OF DAY
1 -	1:06.166	IN PIT	1:41.910	P	69.91	15.807	10:43:58.886
2 -		32.854	2:41.574		44.09	1:15.471	10:46:40.460
3 -	57.742	30.840	1:28.582		80.42	2.479	10:48:09.042
4 -	58.128	30.246	1:28.374		80.61	2.271	10:49:37.416
5 -	56.803	30.617	1:27.420	(3)	81.49	1.317	10:51:04.836
6 -	***55.695***	33.269	1:28.964		80.08	2.861	10:52:33.800
7 -	55.781	30.571	1:26.352	(2)	82.50	0.249	10:54:00.152
8 -	55.986	***30.117***	***1:26.103***	(1)	***82.74***		***10:55:26.255***

P2 12 GP Adrian MARTIN — Yamaha TZ250 - Strategic business development &support ltd

IDEAL LAP TIME : 1:27.163 BEST LAP TIME : 1:27.261 DIFFERENCE : 0.098

LAP	SECTOR 1	SECTOR 2	LAP TIME		MPH	DIFF	TIME OF DAY
1 -	1:05.687	32.367	1:38.054		72.66	10.793	10:44:09.767
2 -	59.848	31.698	1:31.546		77.82	4.285	10:45:41.313
3 -	59.971	30.992	1:30.963	(3)	78.32	3.702	10:47:12.276
4 -	1:00.177	31.252	1:31.429		77.92	4.168	10:48:43.705
5 -	56.664	***30.597***	***1:27.261***	(1)	***81.64***		***10:50:10.966***
6 -	57.886	31.325	1:29.211	(2)	79.86	1.950	10:51:40.177
7 -	***56.566***	IN PIT	1:38.903	P	72.03	11.642	10:53:19.080

P3 86 S Jamie KELMAN — Kawasaki - Fastlane motorcycles

IDEAL LAP TIME : 1:27.695 BEST LAP TIME : 1:27.932 DIFFERENCE : 0.237

LAP	SECTOR 1	SECTOR 2	LAP TIME		MPH	DIFF	TIME OF DAY
1 -	1:03.605	32.123	1:35.728		74.42	7.796	10:43:54.246
2 -	59.075	31.555	1:30.630		78.61	2.698	10:45:24.876
3 -			1:28.971	(3)	80.07	1.039	10:46:53.847
4 -			1:29.831		79.31	1.899	10:48:23.678
5 -	57.223	***31.159***	1:28.382	(2)	80.61	0.450	10:49:52.060
6 -	57.832	31.331	1:29.163		79.90	1.231	10:51:21.223
7 -	***56.536***	31.396	***1:27.932***	(1)	***81.02***		***10:52:49.155***

P4 45 GPF Peter MOORE — Yamaha TZR 250 - Station Garage , Isle of Man

IDEAL LAP TIME : 1:29.362 BEST LAP TIME : 1:29.424 DIFFERENCE : 0.062

LAP	SECTOR 1	SECTOR 2	LAP TIME		MPH	DIFF	TIME OF DAY
1 -	1:15.289	33.779	1:49.068		65.32	19.644	10:44:16.183
2 -	1:00.998	32.657	1:33.655	(3)	76.07	4.231	10:45:49.838
3 -	***58.672***	32.198	1:30.870	(2)	78.40	1.446	10:47:20.708
4 -	58.734	***30.690***	***1:29.424***	(1)	***79.67***		***10:48:50.132***

P5 20 S Kai DICKINSON — Kawasaki - www.docklandsriders.org.uk

IDEAL LAP TIME : 1:29.465 BEST LAP TIME : 1:29.465 DIFFERENCE : 0.000

LAP	SECTOR 1	SECTOR 2	LAP TIME		MPH	DIFF	TIME OF DAY
1 -	1:08.384	33.378	1:41.762		70.01	12.297	10:44:01.832
2 -	1:04.168	32.946	1:37.114		73.36	7.649	10:45:38.946
3 -	1:00.397	31.784	1:32.181		77.28	2.716	10:47:11.127
4 -			1:34.054		75.75	4.589	10:48:45.181
5 -	1:00.531	32.291	1:32.822		76.75	3.357	10:50:18.003
6 -	58.830	31.748	1:30.578	(3)	78.65	1.113	10:51:48.581
7 -	58.945	31.604	1:30.549	(2)	78.68	1.084	10:53:19.130
8 -	***58.306***	***31.159***	***1:29.465***	(1)	***79.63***		***10:54:48.595***

P6 28 S Leon STEWART — Kawasaki -

IDEAL LAP TIME : 1:29.688 BEST LAP TIME : 1:29.688 DIFFERENCE : 0.000

LAP	SECTOR 1	SECTOR 2	LAP TIME		MPH	DIFF	TIME OF DAY
1 -	1:09.590	34.120	1:43.710		68.69	14.022	10:44:00.798

Weather / Track : Cloudy / Drying

Donington Park National
Circuit Length = 1.9790 miles
Start: 10:41 Flag 10:54 End: 10:56

BMCRC - MRO Championships 2018 - Rnd 5 @ Donington Park

Team Green Junior Cup & Senior 300 & Blue Haze GP

FREE PRACTICE - SECTOR ANALYSIS

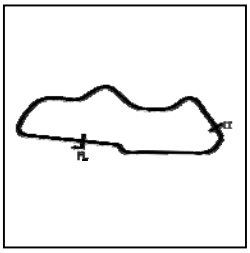

SECTOR 1 = FL to I1, SECTOR 2 = I1 to FL, DIFF = Difference To Personal Best Lap, P = Crossed Finish Line in Pit Lane, D = Time Disallowed

2 -	1:01.834	33.718	1:35.552	74.56	5.864	10:45:36.350
3 -	1:01.457	32.178	1:33.635	76.08	3.947	10:47:09.985
4 -	1:00.518	32.131	1:32.649	76.89	2.961	10:48:42.634
5 -	59.140	32.312	1:31.452	77.90	1.764	10:50:14.086
6 -	57.701	32.205	1:29.906 **(2)**	79.24	0.218	10:51:43.992
7 -	***57.664***	***32.024***	***1:29.688*** **(1)**	***79.43***		***10:53:13.680***
8 -	58.093	32.165	1:30.258 **(3)**	78.93	0.570	10:54:43.938

P7 125 GPF Ben MILES

Honda RS125 - Allspeed

IDEAL LAP TIME : 1:29.665 BEST LAP TIME : 1:29.905 DIFFERENCE : 0.240

LAP	SECTOR 1	SECTOR 2	LAP TIME	MPH	DIFF	TIME OF DAY
1 -	1:08.838	32.811	1:41.649	70.09	11.744	10:43:58.042
2 -	1:01.973	32.463	1:34.436	75.44	4.531	10:45:32.478
3 -	58.786	IN PIT	1:35.214 **P**	74.82	5.309	10:47:07.692
4 -		31.432	2:19.872	50.93	49.967	10:49:27.564
5 -	58.657	31.544	1:30.201 **(2)**	78.98	0.296	10:50:57.765
6 -	59.465	***31.372***	1:30.837 **(3)**	78.43	0.932	10:52:28.602
7 -	***58.293***	31.612	***1:29.905*** **(1)**	***79.24***		***10:53:58.507***
8 -	59.183	IN PIT	1:37.573 **P**	73.01	7.668	10:55:36.080

P8 7 GPF Pete FISHWICK

Yamaha TZR250 -

IDEAL LAP TIME : 1:29.727 BEST LAP TIME : 1:29.932 DIFFERENCE : 0.205

LAP	SECTOR 1	SECTOR 2	LAP TIME	MPH	DIFF	TIME OF DAY
1 -	1:06.001	33.313	1:39.314 **(3)**	71.73	9.382	10:44:03.225
2 -	1:00.520	31.494	1:32.014 **(2)**	77.42	2.082	10:45:35.239
3 -	59.441	***30.491***	***1:29.932*** **(1)**	***79.22***		***10:47:05.171***
4 -	***59.236***	IN PIT	1:35.167 **P**	74.86	5.235	10:48:40.338

P9 29 S Charlie STONE

Kawasaki -

IDEAL LAP TIME : 1:29.121 BEST LAP TIME : 1:30.069 DIFFERENCE : 0.948

LAP	SECTOR 1	SECTOR 2	LAP TIME	MPH	DIFF	TIME OF DAY
1 -	1:04.169	33.016	1:37.185	73.31	7.116	10:43:52.077
2 -	59.909	31.805	1:31.714	77.68	1.645	10:45:23.791
3 -	57.999	33.246	1:31.245	78.08	1.176	10:46:55.036
4 -	57.814	32.255	***1:30.069*** **(1)**	***79.10***		***10:48:25.105***
5 -	58.989	***31.387***	1:30.376	78.83	0.307	10:49:55.481
6 -	***57.734***	32.365	1:30.099 **(2)**	79.07	0.030	10:51:25.580
7 -	58.591	32.199	1:30.790	78.47	0.721	10:52:56.370
8 -	58.052	32.120	1:30.172 **(3)**	79.01	0.103	10:54:26.542

P10 74 GPF Paul WHITBY

Yamaha TZR250 -

IDEAL LAP TIME : 1:29.951 BEST LAP TIME : 1:30.335 DIFFERENCE : 0.384

LAP	SECTOR 1	SECTOR 2	LAP TIME	MPH	DIFF	TIME OF DAY
1 -	1:04.960	32.837	1:37.797	72.85	7.462	10:43:55.037
2 -	1:00.167	33.025	1:33.192	76.45	2.857	10:45:28.229
3 -	1:03.112	32.774	1:35.886	74.30	5.551	10:47:04.115
4 -	1:00.376	31.867	1:32.243 **(3)**	77.23	1.908	10:48:36.358
5 -	1:00.552	32.631	1:33.183	76.45	2.848	10:50:09.541
6 -	59.930	***31.727***	1:31.657 **(2)**	77.73	1.322	10:51:41.198
7 -	***58.224***	32.111	***1:30.335*** **(1)**	***78.86***		***10:53:11.533***
8 -	1:00.828	IN PIT	1:39.220 **P**	71.80	8.885	10:54:50.753

P11 99 S Damian ROWLEY

Kawasaki -

IDEAL LAP TIME : 1:30.327 BEST LAP TIME : 1:30.411 DIFFERENCE : 0.084

LAP	SECTOR 1	SECTOR 2	LAP TIME	MPH	DIFF	TIME OF DAY
1 -	1:04.086	32.955	1:37.041	73.41	6.630	10:43:53.709
2 -	59.556	36.438	1:35.994	74.21	5.583	10:45:29.703
3 -	59.631	32.410	1:32.041 **(3)**	77.40	1.630	10:47:01.744
4 -	59.377	***32.032***	1:31.409 **(2)**	77.94	0.998	10:48:33.153

Weather / Track : Cloudy / Drying

Donington Park National
Circuit Length = 1.9790 miles
Start: 10:41 Flag 10:54 End: 10:56

BMCRC - MRO Championships 2018 - Rnd 5 @ Donington Park

Team Green Junior Cup & Senior 300 & Blue Haze GP

FREE PRACTICE - SECTOR ANALYSIS

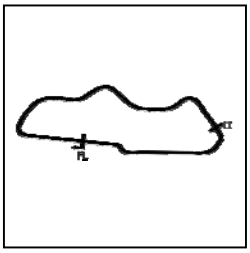

SECTOR 1 = FL to I1, SECTOR 2 = I1 to FL, DIFF = Difference To Personal Best Lap, P = Crossed Finish Line in Pit Lane, D = Time Disallowed

5 -	***58.295***	32.116	***1:30.411***	**(1)**	***78.80***	***10:50:03.564***

P12 861 J Owen JENNER Kawasaki -

IDEAL LAP TIME : 1:30.757 BEST LAP TIME : 1:30.757 DIFFERENCE : 0.000

LAP	SECTOR 1	SECTOR 2	LAP TIME		MPH	DIFF	TIME OF DAY
1 -	1:10.976	34.963	1:45.939		67.25	15.182	10:44:01.915
2 -	1:03.615	33.902	1:37.517		73.06	6.760	10:45:39.432
3 -	1:02.463	32.786	1:35.249		74.80	4.492	10:47:14.681
4 -			1:34.470		75.41	3.713	10:48:49.151
5 -	1:00.053	32.238	1:32.291		77.19	1.534	10:50:21.442
6 -	59.628	31.963	1:31.591	**(3)**	77.78	0.834	10:51:53.033
7 -	59.408	32.011	1:31.419	**(2)**	77.93	0.662	10:53:24.452
8 -	***58.888***	***31.869***	***1:30.757***	**(1)**	***78.50***		***10:54:55.209***

P13 17 GPF David PATERSON Yamaha TZR250 - Lots of overtime

IDEAL LAP TIME : 1:30.736 BEST LAP TIME : 1:30.858 DIFFERENCE : 0.122

LAP	SECTOR 1	SECTOR 2	LAP TIME		MPH	DIFF	TIME OF DAY
1 -	1:10.195	32.920	1:43.115		69.09	12.257	10:44:00.560
2 -	1:02.842	31.647	1:34.489	**(3)**	75.40	3.631	10:45:35.049
3 -	1:02.323	31.846	1:34.169	**(2)**	75.65	3.311	10:47:09.218
4 -	1:02.592	31.910	1:34.502		75.39	3.644	10:48:43.720
5 -	59.732	***31.126***	***1:30.858***	**(1)**	***78.41***		***10:50:14.578***

P14 65 S Konrad BREESE Kawasaki -

IDEAL LAP TIME : BEST LAP TIME : 1:31.705 DIFFERENCE :

LAP	SECTOR 1	SECTOR 2	LAP TIME		MPH	DIFF	TIME OF DAY
1 -			3:19.153	**(3)**	35.77	1:47.448	10:45:43.587
2 -			1:32.753	**(2)**	76.81	1.048	10:47:16.340
3 -			***1:31.705***	**(1)**	***77.69***		***10:48:48.045***
4 -		***IN PIT***	1:39.909	**P**	71.31	8.204	10:50:27.954

P15 38 S Bob COUCHMAN Kawasaki - Pinky Janey

IDEAL LAP TIME : 1:31.682 BEST LAP TIME : 1:31.716 DIFFERENCE : 0.034

LAP	SECTOR 1	SECTOR 2	LAP TIME		MPH	DIFF	TIME OF DAY
1 -			1:41.108		70.46	9.392	10:43:59.660
2 -			1:35.567		74.55	3.851	10:45:35.227
3 -			1:36.456		73.86	4.740	10:47:11.683
4 -			1:35.279		74.77	3.563	10:48:46.962
5 -	1:00.392	32.636	1:33.028		76.58	1.312	10:50:19.990
6 -	***59.627***	32.878	1:32.505	**(3)**	77.01	0.789	10:51:52.495
7 -	59.661	***32.055***	***1:31.716***	**(1)**	***77.68***		***10:53:24.211***
8 -	59.638	32.148	1:31.786	**(2)**	77.62	0.070	10:54:55.997

P16 76 GPF Kevin HIGERTY Yamaha TZR250 - Aitch Racing

IDEAL LAP TIME : 1:32.276 BEST LAP TIME : 1:32.276 DIFFERENCE : 0.000

LAP	SECTOR 1	SECTOR 2	LAP TIME		MPH	DIFF	TIME OF DAY
1 -	1:13.658	37.659	1:51.317		64.00	19.041	10:44:22.892
2 -	1:03.758	33.547	1:37.305		73.21	5.029	10:46:00.197
3 -	1:02.577	33.130	1:35.707	**(3)**	74.44	3.431	10:47:35.904
4 -	1:02.932	33.319	1:36.251		74.02	3.975	10:49:12.155
5 -	1:02.399	32.726	1:35.125	**(2)**	74.89	2.849	10:50:47.280
6 -	***59.844***	***32.432***	***1:32.276***	**(1)**	***77.21***		***10:52:19.556***
7 -	1:00.658	IN PIT	1:42.690	**P**	69.37	10.414	10:54:02.246

P17 101 GPF Andrew DAVIES Spondon 350 - GIBSON EXHAUSTS

IDEAL LAP TIME : 1:30.458 BEST LAP TIME : 1:32.482 DIFFERENCE : 2.024

LAP	SECTOR 1	SECTOR 2	LAP TIME	MPH	DIFF	TIME OF DAY
1 -	1:16.383	37.501	1:53.884	62.56	21.402	10:44:22.168

Weather / Track : Cloudy / Drying

Donington Park National
Circuit Length = 1.9790 miles
Start: 10:41 Flag 10:54 End: 10:56

BMCRC - MRO Championships 2018 - Rnd 5 @ Donington Park

Team Green Junior Cup & Senior 300 & Blue Haze GP

FREE PRACTICE - SECTOR ANALYSIS

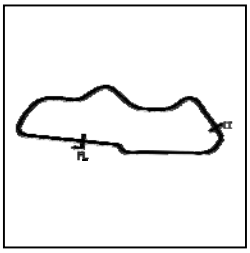

SECTOR 1 = FL to I1, SECTOR 2 = I1 to FL, DIFF = Difference To Personal Best Lap, P = Crossed Finish Line in Pit Lane, D = Time Disallowed

2 -	1:04.076	33.327	1:37.403		73.14	4.921	10:45:59.571
3 -	1:02.617	***32.274***	1:34.891	**(3)**	75.08	2.409	10:47:34.462
4 -	1:00.197	32.302	1:32.499	**(2)**	77.02	0.017	10:49:06.961
5 -	59.882	32.600	***1:32.482***	**(1)**	***77.03***		***10:50:39.443***
6 -	***58.184***	IN PIT	1:39.883	**P**	71.32	7.401	10:52:19.326

P18 21 GPF Ben HUNTER Yamaha RD350LC -

IDEAL LAP TIME : 1:33.536 BEST LAP TIME : 1:33.536 DIFFERENCE : 0.000

LAP	SECTOR 1	SECTOR 2	LAP TIME		MPH	DIFF	TIME OF DAY
1 -	1:04.058	32.602	1:36.660	**(2)**	73.70	3.124	10:43:52.850
2 -	***1:01.033***	***32.503***	***1:33.536***	**(1)**	***76.17***		***10:45:26.386***
3 -	3:45.511	33.761	4:19.272	**(3)**	27.47	2:45.736	10:49:45.658

P19 888 S Jeff MORRIS Kawasaki -

IDEAL LAP TIME : BEST LAP TIME : 1:33.853 DIFFERENCE :

LAP	SECTOR 1	SECTOR 2	LAP TIME		MPH	DIFF	TIME OF DAY
1 -			1:40.454	**(3)**	70.92	6.601	10:43:56.770
2 -			1:36.673	**(2)**	73.69	2.820	10:45:33.443
3 -			3:11.741		37.15	1:37.888	10:48:45.184
4 -			***1:33.853***	**(1)**	***75.91***		***10:50:19.037***

P20 70 GPF Andrew BURSCOUGH Yamaha YPVS 350 - Apollo Tuning

IDEAL LAP TIME : 1:34.528 BEST LAP TIME : 1:34.580 DIFFERENCE : 0.052

LAP	SECTOR 1	SECTOR 2	LAP TIME		MPH	DIFF	TIME OF DAY
1 -		33.844	2:04.939		57.02	30.359	10:49:45.910
2 -	1:04.125	***32.162***	1:36.287	**(2)**	73.99	1.707	10:51:22.197
3 -	***1:02.366***	32.214	***1:34.580***	**(1)**	***75.32***		***10:52:56.777***
4 -	1:02.677	34.465	1:37.142	**(3)**	73.34	2.562	10:54:33.919

P21 67 S Tony MORRIS Kawasaki - Chippy racing team

IDEAL LAP TIME : 1:34.988 BEST LAP TIME : 1:34.988 DIFFERENCE : 0.000

LAP	SECTOR 1	SECTOR 2	LAP TIME		MPH	DIFF	TIME OF DAY
1 -		35.349	1:55.465		61.70	20.477	10:49:34.483
2 -	1:02.844	34.250	1:37.094		73.37	2.106	10:51:11.577
3 -	1:01.676	33.959	1:35.635	**(3)**	74.49	0.647	10:52:47.212
4 -	***1:01.631***	***33.357***	***1:34.988***	**(1)**	***75.00***		***10:54:22.200***
5 -	1:01.766	33.720	1:35.486	**(2)**	74.61	0.498	10:55:57.686

P22 6 S Martin COOPER Kawasaki -

IDEAL LAP TIME : 1:35.352 BEST LAP TIME : 1:35.352 DIFFERENCE : 0.000

LAP	SECTOR 1	SECTOR 2	LAP TIME		MPH	DIFF	TIME OF DAY
1 -	1:11.676	35.099	1:46.775		66.72	11.423	10:45:06.874
2 -	1:03.933	33.722	1:37.655	**(2)**	72.95	2.303	10:46:44.529
3 -	1:03.949	33.856	1:37.805	**(3)**	72.84	2.453	10:48:22.334
4 -	***1:02.547***	***32.805***	***1:35.352***	**(1)**	***74.71***		***10:49:57.686***

P23 4 J James DUTTON Kawasaki -

IDEAL LAP TIME : 1:36.207 BEST LAP TIME : 1:36.207 DIFFERENCE : 0.000

LAP	SECTOR 1	SECTOR 2	LAP TIME		MPH	DIFF	TIME OF DAY
1 -	1:08.970	34.910	1:43.880		68.58	7.673	10:45:05.288
2 -	1:04.937	34.417	1:39.354	**(3)**	71.70	3.147	10:46:44.642
3 -	1:04.577	34.339	1:38.916	**(2)**	72.02	2.709	10:48:23.558
4 -	***1:02.158***	***34.049***	***1:36.207***	**(1)**	***74.05***		***10:49:59.765***

P24 9 S Graham HAW Kawasaki - Graham Haw Joinery

IDEAL LAP TIME : 1:35.442 BEST LAP TIME : 1:36.407 DIFFERENCE : 0.965

LAP	SECTOR 1	SECTOR 2	LAP TIME	MPH	DIFF	TIME OF DAY

Weather / Track : Cloudy / Drying

Donington Park National
Circuit Length = 1.9790 miles
Start: 10:41 Flag 10:54 End: 10:56

BMCRC - MRO Championships 2018 - Rnd 5 @ Donington Park

Team Green Junior Cup & Senior 300 & Blue Haze GP

FREE PRACTICE - SECTOR ANALYSIS

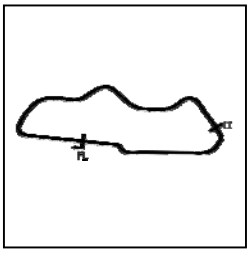

SECTOR 1 = FL to I1, SECTOR 2 = I1 to FL, DIFF = Difference To Personal Best Lap, P = Crossed Finish Line in Pit Lane, D = Time Disallowed

1 -	1:05.597	***33.631***	1:39.228	**(2)**	71.80	2.821	10:43:57.475
2 -	1:02.587	33.820	***1:36.407***	**(1)**	***73.90***		***10:45:33.882***

P25 30 GPF Neil HEWSON Suzuki RGV250 -

IDEAL LAP TIME : 1:35.476 BEST LAP TIME : 1:36.701 DIFFERENCE : 1.225

LAP	SECTOR 1	SECTOR 2	LAP TIME		MPH	DIFF	TIME OF DAY
1 -	1:15.349	35.669	1:51.018		64.17	14.317	10:44:17.419
2 -	1:06.067	33.732	1:39.799		71.38	3.098	10:45:57.218
3 -	1:05.514	35.054	1:40.568		70.84	3.867	10:47:37.786
4 -	1:03.427	33.899	1:37.326	**(2)**	73.20	0.625	10:49:15.112
5 -	1:05.844	***33.369***	1:39.213		71.81	2.512	10:50:54.325
6 -	1:03.967	37.192	1:41.159		70.43	4.458	10:52:35.484
7 -	1:04.010	33.373	1:37.383	**(3)**	73.16	0.682	10:54:12.867
8 -	***1:02.107***	34.594	***1:36.701***	**(1)**	***73.67***		***10:55:49.568***

P26 43 S Colin HALL Kawasaki -

IDEAL LAP TIME : 1:37.014 BEST LAP TIME : 1:37.014 DIFFERENCE : 0.000

LAP	SECTOR 1	SECTOR 2	LAP TIME		MPH	DIFF	TIME OF DAY
1 -	1:11.936	35.872	1:47.808		66.08	10.794	10:44:07.887
2 -	1:07.259	35.256	1:42.515		69.49	5.501	10:45:50.402
3 -	1:06.325	34.883	1:41.208		70.39	4.194	10:47:31.610
4 -	1:06.554	35.691	1:42.245		69.68	5.231	10:49:13.855
5 -	1:05.499	34.661	1:40.160	**(3)**	71.13	3.146	10:50:54.015
6 -	1:05.429	34.974	1:40.403		70.96	3.389	10:52:34.418
7 -	1:04.313	34.246	1:38.559	**(2)**	72.28	1.545	10:54:12.977
8 -	***1:03.254***	***33.760***	***1:37.014***	**(1)**	***73.43***		***10:55:49.991***

P27 60 GPF Daniel GOUGH Yamaha TZR 250 - G Force Motorcycles

IDEAL LAP TIME : 1:37.347 BEST LAP TIME : 1:37.347 DIFFERENCE : 0.000

LAP	SECTOR 1	SECTOR 2	LAP TIME		MPH	DIFF	TIME OF DAY
1 -	1:11.321	34.583	1:45.904		67.27	8.557	10:44:04.049
2 -	1:05.290	33.786	1:39.076		71.91	1.729	10:45:43.125
3 -	1:05.132	35.033	1:40.165		71.12	2.818	10:47:23.290
4 -	1:04.189	35.012	1:39.201		71.82	1.854	10:49:02.491
5 -	1:04.099	33.949	1:38.048	**(2)**	72.66	0.701	10:50:40.539
6 -	1:04.137	34.585	1:38.722	**(3)**	72.16	1.375	10:52:19.261
7 -	***1:03.845***	***33.502***	***1:37.347***	**(1)**	***73.18***		***10:53:56.608***

P28 5 S Tom STEVENS Kawasaki -

IDEAL LAP TIME : 1:37.708 BEST LAP TIME : 1:37.964 DIFFERENCE : 0.256

LAP	SECTOR 1	SECTOR 2	LAP TIME		MPH	DIFF	TIME OF DAY
1 -	1:16.410	39.207	1:55.617		61.62	17.653	10:45:15.293
2 -	1:09.974	36.587	1:46.561		66.85	8.597	10:47:01.854
3 -	1:07.141	35.260	1:42.401		69.57	4.437	10:48:44.255
4 -	1:05.049	34.465	1:39.514	**(3)**	71.59	1.550	10:50:23.769
5 -	***1:03.777***	34.519	1:38.296	**(2)**	72.48	0.332	10:52:02.065
6 -	1:15.021	35.211	1:50.232		64.63	12.268	10:53:52.297
7 -	1:04.033	***33.931***	***1:37.964***	**(1)**	***72.72***		***10:55:30.261***

P29 88 S David COURT Kawasaki -

IDEAL LAP TIME : 1:38.596 BEST LAP TIME : 1:38.596 DIFFERENCE : 0.000

LAP	SECTOR 1	SECTOR 2	LAP TIME		MPH	DIFF	TIME OF DAY
1 -	1:14.787	39.097	1:53.884		62.56	15.288	10:44:56.018
2 -	1:10.180	37.158	1:47.338	**(3)**	66.37	8.742	10:46:43.356
3 -	1:07.032	34.936	1:41.968	**(2)**	69.87	3.372	10:48:25.324
4 -	***1:03.734***	***34.862***	***1:38.596***	**(1)**	***72.26***		***10:50:03.920***

Weather / Track : Cloudy / Drying

Donington Park National
Circuit Length = 1.9790 miles
Start: 10:41 Flag 10:54 End: 10:56

BMCRC - MRO Championships 2018 - Rnd 5 @ Donington Park

Team Green Junior Cup & Senior 300 & Blue Haze GP

FREE PRACTICE - SECTOR ANALYSIS

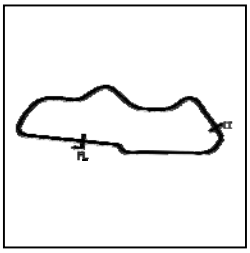

SECTOR 1 = FL to I1, SECTOR 2 = I1 to FL, DIFF = Difference To Personal Best Lap, P = Crossed Finish Line in Pit Lane, D = Time Disallowed

P30 33 J Jarrod WRIGHT Kawasaki - ELP Racing

IDEAL LAP TIME : 1:38.858 BEST LAP TIME : 1:39.005 DIFFERENCE : 0.147

LAP	SECTOR 1	SECTOR 2	LAP TIME		MPH	DIFF	TIME OF DAY
1 -	1:11.306	36.263	1:47.569		66.23	8.564	10:44:08.881
2 -	1:06.963	35.595	1:42.558		69.46	3.553	10:45:51.439
3 -	1:06.803	35.784	1:42.587		69.44	3.582	10:47:34.026
4 -	1:04.999	35.890	1:40.889		70.61	1.884	10:49:14.915
5 -	1:05.505	***35.056***	1:40.561		70.84	1.556	10:50:55.476
6 -	1:04.214	35.464	1:39.678	**(2)**	71.47	0.673	10:52:35.154
7 -	***1:03.802***	36.268	1:40.070	**(3)**	71.19	1.065	10:54:15.224
8 -	1:03.898	35.107	***1:39.005***	**(1)**	***71.96***		***10:55:54.229***

P31 48 S Kevin SABBARTON Kawasaki -

IDEAL LAP TIME : 1:37.885 BEST LAP TIME : 1:39.188 DIFFERENCE : 1.303

LAP	SECTOR 1	SECTOR 2	LAP TIME		MPH	DIFF	TIME OF DAY
1 -	1:11.504	35.478	1:46.982		66.59	7.794	10:44:10.495
2 -	1:06.862	35.518	1:42.380		69.59	3.192	10:45:52.875
3 -	1:06.320	35.155	1:41.475		70.21	2.287	10:47:34.350
4 -	1:05.189	34.954	1:40.143	**(3)**	71.14	0.955	10:49:14.493
5 -	1:05.282	34.658	1:39.940	**(2)**	71.28	0.752	10:50:54.433
6 -	1:05.378	35.822	1:41.200		70.40	2.012	10:52:35.633
7 -	1:05.226	***33.962***	***1:39.188***	**(1)**	***71.82***		***10:54:14.821***
8 -	***1:03.923***	IN PIT	1:47.912	**P**	66.02	8.724	10:56:02.733

P32 44 S Duane SUTCH Kawasaki - Shawell Tuning and Racing Serv

IDEAL LAP TIME : 1:37.963 BEST LAP TIME : 1:39.191 DIFFERENCE : 1.228

LAP	SECTOR 1	SECTOR 2	LAP TIME		MPH	DIFF	TIME OF DAY
1 -			1:47.627		66.19	8.436	10:44:10.114
2 -			1:42.097		69.78	2.906	10:45:52.211
3 -			1:41.258	**(3)**	70.36	2.067	10:47:33.469
4 -			1:39.648	**(2)**	71.49	0.457	10:49:13.117
5 -	1:05.244	***33.947***	***1:39.191***	**(1)**	***71.82***		***10:50:52.308***
6 -	1:06.569	35.255	1:41.824		69.97	2.633	10:52:34.132
7 -	***1:04.016***	IN PIT	1:44.840	**P**	67.95	5.649	10:54:18.972

P33 23 J Joe ELLIS Kawasaki -

IDEAL LAP TIME : 1:39.995 BEST LAP TIME : 1:39.995 DIFFERENCE : 0.000

LAP	SECTOR 1	SECTOR 2	LAP TIME		MPH	DIFF	TIME OF DAY
1 -	1:17.600	41.553	1:59.153		59.79	19.158	10:44:22.780
2 -	1:11.399	39.398	1:50.797		64.30	10.802	10:46:13.577
3 -	1:08.856	37.510	1:46.366		66.98	6.371	10:47:59.943
4 -	1:08.029	36.181	1:44.210		68.36	4.215	10:49:44.153
5 -	1:05.413	36.156	1:41.569	**(3)**	70.14	1.574	10:51:25.722
6 -	1:05.674	35.614	1:41.288	**(2)**	70.34	1.293	10:53:07.010
7 -	***1:04.888***	***35.107***	***1:39.995***	**(1)**	***71.24***		***10:54:47.005***

P34 30 S Malcolm HOWELL Kawasaki -

IDEAL LAP TIME : 1:41.828 BEST LAP TIME : 1:41.828 DIFFERENCE : 0.000

LAP	SECTOR 1	SECTOR 2	LAP TIME		MPH	DIFF	TIME OF DAY
1 -	1:12.558	36.965	1:49.523	**(2)**	65.05	7.695	10:44:19.869
2 -	***1:05.159***	***36.669***	***1:41.828***	**(1)**	***69.96***		***10:46:01.697***
3 -	1:11.046	45.216	1:56.262	**(3)**	61.28	14.434	10:47:57.959

P35 111 S Trevor REEVE Kawasaki -

IDEAL LAP TIME : 1:42.619 BEST LAP TIME : 1:42.718 DIFFERENCE : 0.099

LAP	SECTOR 1	SECTOR 2	LAP TIME		MPH	DIFF	TIME OF DAY
1 -	1:15.920	38.711	1:54.631		62.15	11.913	10:45:32.708
2 -	1:09.394	36.642	1:46.036		67.19	3.318	10:47:18.744

Weather / Track : Cloudy / Drying

Donington Park National
Circuit Length = 1.9790 miles
Start: 10:41 Flag 10:54 End: 10:56

BMCRC - MRO Championships 2018 - Rnd 5 @ Donington Park

Team Green Junior Cup & Senior 300 & Blue Haze GP

FREE PRACTICE - SECTOR ANALYSIS

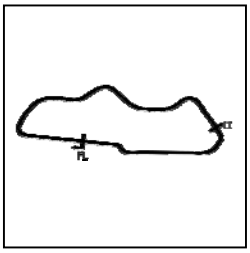

SECTOR 1 = FL to I1, SECTOR 2 = I1 to FL, DIFF = Difference To Personal Best Lap, P = Crossed Finish Line in Pit Lane, D = Time Disallowed

3 -	1:09.100	37.648	1:46.748		66.74	4.030	10:49:05.492
4 -	1:09.488	***35.972***	1:45.460		67.55	2.742	10:50:50.952
5 -	1:07.582	37.783	1:45.365	**(3)**	67.61	2.647	10:52:36.317
6 -	***1:06.647***	36.071	***1:42.718***	**(1)**	***69.36***		***10:54:19.035***
7 -	1:06.975	36.470	1:43.445	**(2)**	68.87	0.727	10:56:02.480

P36 22 S Samuel SMYTH Kawasaki -

IDEAL LAP TIME : 1:48.628 BEST LAP TIME : 1:49.909 DIFFERENCE : 1.281

LAP	SECTOR 1	SECTOR 2	LAP TIME		MPH	DIFF	TIME OF DAY
1 -	1:12.026	***37.883***	***1:49.909***	**(1)**	***64.82***		***10:44:57.095***

P37 67 GPF Mark BAILEY Yamaha TZR250 - Gforce motorcycles

IDEAL LAP TIME : 2:05.686 BEST LAP TIME : 2:05.686 DIFFERENCE : 0.000

LAP	SECTOR 1	SECTOR 2	LAP TIME		MPH	DIFF	TIME OF DAY
1 -	1:33.490	47.159	2:20.649	**(3)**	50.65	14.963	10:44:48.169
2 -	1:24.250	46.110	2:10.360	**(2)**	54.65	4.674	10:46:58.529
3 -	***1:21.975***	***43.711***	***2:05.686***	**(1)**	***56.68***		***10:49:04.215***

P38 169 GPF Mark ELLERAY Yamaha TZR250 - Abbot Solutions Ltd

IDEAL LAP TIME : 2:05.094 BEST LAP TIME : 2:13.639 DIFFERENCE : 8.545

LAP	SECTOR 1	SECTOR 2	LAP TIME		MPH	DIFF	TIME OF DAY
1 -	1:29.515	***44.124***	***2:13.639***	**(1)**	***53.31***		***10:44:45.968***

P39 61 GPF Ian READ Suzuki RGT460 - MiMS Racing, Discountbikespares.co.uk

IDEAL LAP TIME : BEST LAP TIME : 2:14.692 DIFFERENCE :

LAP	SECTOR 1	SECTOR 2	LAP TIME		MPH	DIFF	TIME OF DAY
1 -		***43.762***	***2:14.692***	**(1)**	***52.89***		***10:48:25.603***

Weather / Track : Cloudy / Drying

Donington Park National
Circuit Length = 1.9790 miles
Start: 10:41 Flag 10:54 End: 10:56

BMCRC - MRO Championships 2018 - Rnd 5 @ Donington Park

Team Green Junior Cup & Senior 300 & Blue Haze GP

FREE PRACTICE - BEST SECTORS

	SECTOR 1			SECTOR 2			IDEAL / BEST COMPARISON					
POS	NO	NAME	TIME	NO	NAME	TIME	POS	NO	NAME	IDEAL	BEST	DIFF
									PERFECT LAP	1:25.812		
1	81	GRANT	55.695	81	GRANT	30.117	1	81	GRANT	1:25.812	1:26.103	0.291
2	86	KELMAN	56.536	7	FISHWICK	30.491	2	12	MARTIN	1:27.163	1:27.261	0.098
3	12	MARTIN	56.566	12	MARTIN	30.597	3	86	KELMAN	1:27.695	1:27.932	0.237
4	28	STEWART	57.664	45	MOORE	30.690	4	29	STONE	1:29.121	1:30.069	0.948
5	29	STONE	57.734	17	PATERSON	31.126	5	45	MOORE	1:29.362	1:29.424	0.062
6	101	DAVIES	58.184	86	KELMAN	31.159	6	20	DICKINSON	1:29.465	1:29.465	0.000
7	74	WHITBY	58.224	20	DICKINSON	31.159	7	125	MILES	1:29.665	1:29.905	0.240
8	125	MILES	58.293	125	MILES	31.372	8	28	STEWART	1:29.688	1:29.688	0.000
9	99	ROWLEY	58.295	29	STONE	31.387	9	7	FISHWICK	1:29.727	1:29.932	0.205
10	20	DICKINSON	58.306	74	WHITBY	31.727	10	74	WHITBY	1:29.951	1:30.335	0.384
11	45	MOORE	58.672	861	JENNER	31.869	11	99	ROWLEY	1:30.327	1:30.411	0.084
12	861	JENNER	58.888	28	STEWART	32.024	12	101	DAVIES	1:30.458	1:32.482	2.024
13	7	FISHWICK	59.236	99	ROWLEY	32.032	13	17	PATERSON	1:30.736	1:30.858	0.122
14	17	PATERSON	59.610	38	COUCHMAN	32.055	14	861	JENNER	1:30.757	1:30.757	0.000
15	38	COUCHMAN	59.627	70	BURSCOUGH	32.162	15	38	COUCHMAN	1:31.682	1:31.716	0.034
16	76	HIGERTY	59.844	101	DAVIES	32.274	16	76	HIGERTY	1:32.276	1:32.276	0.000
17	21	HUNTER	1:01.033	76	HIGERTY	32.432	17	21	HUNTER	1:33.536	1:33.536	0.000
18	67	MORRIS	1:01.631	21	HUNTER	32.503	18	70	BURSCOUGH	1:34.528	1:34.580	0.052
19	9	HAW	1:01.811	6	COOPER	32.805	19	67	MORRIS	1:34.988	1:34.988	0.000
20	30	HEWSON	1:02.107	67	MORRIS	33.357	20	6	COOPER	1:35.352	1:35.352	0.000
21	4	DUTTON	1:02.158	30	HEWSON	33.369	21	9	HAW	1:35.442	1:36.407	0.965
22	70	BURSCOUGH	1:02.366	60	GOUGH	33.502	22	30	HEWSON	1:35.476	1:36.701	1.225
23	6	COOPER	1:02.547	9	HAW	33.631	23	4	DUTTON	1:36.207	1:36.207	0.000
24	43	HALL	1:03.254	43	HALL	33.760	24	43	HALL	1:37.014	1:37.014	0.000
25	88	COURT	1:03.734	5	STEVENS	33.931	25	60	GOUGH	1:37.347	1:37.347	0.000
26	5	STEVENS	1:03.777	44	SUTCH	33.947	26	5	STEVENS	1:37.708	1:37.964	0.256
27	33	WRIGHT	1:03.802	48	SABBARTON	33.962	27	48	SABBARTON	1:37.885	1:39.188	1.303
28	60	GOUGH	1:03.845	4	DUTTON	34.049	28	44	SUTCH	1:37.963	1:39.191	1.228
29	48	SABBARTON	1:03.923	88	COURT	34.862	29	88	COURT	1:38.596	1:38.596	0.000
30	44	SUTCH	1:04.016	33	WRIGHT	35.056	30	33	WRIGHT	1:38.858	1:39.005	0.147
31	23	ELLIS	1:04.888	23	ELLIS	35.107	31	23	ELLIS	1:39.995	1:39.995	0.000
32	30	HOWELL	1:05.159	111	REEVE	35.972	32	30	HOWELL	1:41.828	1:41.828	0.000
33	111	REEVE	1:06.647	30	HOWELL	36.669	33	111	REEVE	1:42.619	1:42.718	0.099
34	22	SMYTH	1:10.745	22	SMYTH	37.883	34	22	SMYTH	1:48.628	1:49.909	1.281
35	169	ELLERAY	1:20.970	67	BAILEY	43.711	35	169	ELLERAY	2:05.094	2:13.639	8.545
36	67	BAILEY	1:21.975	61	READ	43.762	36	67	BAILEY	2:05.686	2:05.686	0.000
37				169	ELLERAY	44.124	37	61	READ		2:14.692	
38							38	65	BREESE		1:31.705	
39							39	888	MORRIS		1:33.853	
40												

Weather / Track : Cloudy / Drying

Donington Park National
Circuit Length = 1.9790 miles
Start: 10:41 Flag 10:54 End: 10:56

Results can be found at www.tsl-timing.com

Printed - 10:57 Saturday, 16 June 2018

BMCRC - MRO Championships 2018 - Rnd 5 @ Donington Park

Team Green Junior Cup & Senior 300 & Blue Haze GP

QUALIFYING - CLASSIFICATION

POS	NO	CL	PIC	NAME	ENTRY	TIME	ON	LAPS	GAP	DIFF	MPH
1	12	GP	1	Adrian MARTIN	Yamaha TZ250 - Strategic business development &suppc	1:22.205	10	10			86.66
2	7	GPF	1	Pete FISHWICK	Yamaha TZR250 -	1:22.687	9	9	0.482	0.482	86.16
3	3	GP	2	Tom BARRETT	Honda RS250 -	1:23.749	8	9	1.544	1.062	85.07
4	81	GPF	2	Scott GRANT	Yamaha TZR250 - SEAGER engineering/ Motaa Cycle Pa	1:24.382	9	10	2.177	0.633	84.43
5	70	GPF	3	Andrew BURSCOUGH	Yamaha YPVS 350 - Apollo Tuning	1:24.424	9	9	2.219	0.042	84.39
6	125	GPF	4	Ben MILES	Honda RS125 - Allspeed	1:24.778	8	9	2.573	0.354	84.03
7	45	GPF	5	Peter MOORE	Yamaha TZR 250 - Station Garage , Isle of Man	1:24.883	5	5	2.678	0.105	83.93
8	190	GP	3	Peter THORNE	Yamaha TZ250 - Aspire Classic Restorations	1:24.885	9	9	2.680	0.002	83.93
9	101	GPF	6	Andrew DAVIES	Spondon 350 - GIBSON EXHAUSTS	1:25.795	8	9	3.590	0.910	83.04
10	74	GPF	7	Paul WHITBY	Yamaha TZR250 -	1:25.913	9	10	3.708	0.118	82.92
11	20	S	1	Kai DICKINSON	Kawasaki - www.docklandsriders.org.uk	1:26.350	8	8	4.145	0.437	82.50
12	86	S	2	Jamie KELMAN	Kawasaki - Fastlane motorcycles	1:26.368	8	9	4.163	0.018	82.49
13	55	GPF	8	Nick COOPER	Aprilia RS 250 MK2 - Skint Racing - Wemoto.com and Mr	1:26.675	9	9	4.470	0.307	82.19
14	28	S	3	Leon STEWART	Kawasaki -	1:27.316	7	7	5.111	0.641	81.59
15	15	GPF	9	Max HOUSE	Yamaha TZR250 -	1:27.486	9	9	5.281	0.170	81.43
16	99	S	4	Damian ROWLEY	Kawasaki -	1:27.559	9	10	5.354	0.073	81.36
17	29	S	5	Charlie STONE	Kawasaki -	1:27.576	6	7	5.371	0.017	81.35
18	9	S	6	Graham HAW	Kawasaki - Graham Haw Joinery	1:27.586	6	7	5.381	0.010	81.34
19	861	J	1	Owen JENNER	Kawasaki -	1:28.051	10	10	5.846	0.465	80.91
20	4	J	2	James DUTTON	Kawasaki -	1:28.708	8	8	6.503	0.657	80.31
21	888	S	7	Jeff MORRIS	Kawasaki -	1:28.742	7	8	6.537	0.034	80.28
22	38	S	8	Bob COUCHMAN	Kawasaki - Pinky Janey	1:29.292	7	9	7.087	0.550	79.79
23	6	S	9	Martin COOPER	Kawasaki -	1:29.458	10	10	7.253	0.166	79.64
24	67	S	10	Tony MORRIS	Kawasaki - Chippy racing team	1:29.471	8	9	7.266	0.013	79.63
25	65 *	S	11	Konrad BREESE	Kawasaki -	1:29.754	8	8	7.549	0.283	79.37
26	66	S	12	Nick FORD	Kawasaki -	1:29.965	6	8	7.760	0.211	79.19
27	76	GPF	10	Kevin HIGERTY	Yamaha TZR250 - Aitch Racing	1:30.007	7	8	7.802	0.042	79.15
28	22	S	13	Samuel SMYTH	Kawasaki -	1:30.547	5	5	8.342	0.540	78.68
29	21	GPF	11	Ben HUNTER	Yamaha RD350LC -	1:30.879	1	2	8.674	0.332	78.39
30	61 *	GPF	12	Ian READ	Suzuki RGT460 - MiMS Racing, Discountbikespares.co.ul	1:31.894	7	8	9.689	1.015	77.53
31	17	GPF	13	David PATERSON	Yamaha TZR250 - Lots of overtime	1:31.929	2	9	9.724	0.035	77.50
32	60	GPF	14	Daniel GOUGH	Yamaha TZR 250 - G Force Motorcycles	1:31.939	3	8	9.734	0.010	77.49
33	88	S	14	David COURT	Kawasaki -	1:32.204	8	9	9.999	0.265	77.27
34	23	J	3	Joe ELLIS	Kawasaki -	1:32.284	8	8	10.079	0.080	77.20
35	5	S	15	Tom STEVENS	Kawasaki -	1:33.136	6	6	10.931	0.852	76.49
36	14	GP	4	Roger MARSH	Yamaha TZ250A -	1:34.073	3	5	11.868	0.937	75.73
37	48	S	16	Kevin SABBARTON	Kawasaki -	1:35.124	8	8	12.919	1.051	74.89
38	43	S	17	Colin HALL	Kawasaki -	1:35.137	6	7	12.932	0.013	74.88
39	44	S	18	Duane SUTCH	Kawasaki - Shawell Tuning and Racing Serv	1:35.232	6	8	13.027	0.095	74.81
40	30	S	19	Malcolm HOWELL	Kawasaki -	1:35.465	6	8	13.260	0.233	74.63
41	122	S	20	Paul WILSON	Kawasaki -	1:36.127	8	8	13.922	0.662	74.11
42	169	GPF	15	Mark ELLERAY	Yamaha TZR250 - Abbot Solutions Ltd	1:36.184	8	8	13.979	0.057	74.07
43	30	GPF	16	Neil HEWSON	Suzuki RGV250 -	1:37.171	3	4	14.966	0.987	73.32
44	33	J	4	Jarrod WRIGHT	Kawasaki - ELP Racing	1:37.416	2	5	15.211	0.245	73.13
45	111	S	21	Trevor REEVE	Kawasaki -	1:39.928	6	7	17.723	2.512	71.29
46	67	GPF	17	Mark BAILEY	Yamaha TZR250 - Gforce motorcycles			0			

*** No. 61 - Fastest lap removed - yellow flag infringement**
*** No. 65 - Please fit a working transponder**

Donington Park National
Circuit Length = 1.9790 miles
Start: 13:48 Flag 14:06 End: 14:07

Weather / Track : Bright / Dry
These results are provisional until the conclusion of any judicial and technical matters.

Clerk Of Course :		Timekeeper :

Results can be found at www.tsl-timing.com

Printed - 14:08 Saturday, 16 June 2018

BMCRC - MRO Championships 2018 - Rnd 5 @ Donington Park

Team Green Junior Cup & Senior 300 & Blue Haze GP

QUALIFYING - SECTOR ANALYSIS

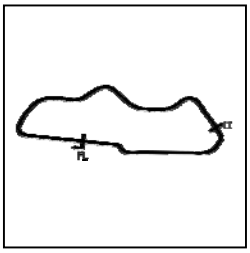

SECTOR 1 = FL to I1, SECTOR 2 = I1 to FL, DIFF = Difference To Personal Best Lap, P = Crossed Finish Line in Pit Lane, D = Time Disallowed

P1 12 GP Adrian MARTIN — Yamaha TZ250 - Strategic business development &support ltd

IDEAL LAP TIME : 1:21.900 BEST LAP TIME : 1:22.205 DIFFERENCE : 0.305

LAP	SECTOR 1	SECTOR 2	LAP TIME	MPH	DIFF	TIME OF DAY
1 -	57.776	30.677	1:28.453	80.54	6.248	13:50:19.143
2 -	56.413	30.199	1:26.612	82.25	4.407	13:51:45.755
3 -	56.187	29.984	1:26.171	82.68	3.966	13:53:11.926
4 -	56.054	29.167	1:25.221	83.60	3.016	13:54:37.147
5 -	58.128		5:34.089	21.32	4:11.884	14:00:11.236
6 -	58.561	29.469	1:28.030	80.93	5.825	14:01:39.266
7 -	55.325	29.611	1:24.936	83.88	2.731	14:03:04.202
8 -	***53.486***	29.093	1:22.579 **(3)**	86.27	0.374	14:04:26.781
9 -	53.664	28.550	1:22.214 **(2)**	86.65	0.009	14:05:48.995
10 -	53.791	***28.414***	***1:22.205*** **(1)**	***86.66***		***14:07:11.200***

P2 7 GPF Pete FISHWICK — Yamaha TZR250 -

IDEAL LAP TIME : 1:22.687 BEST LAP TIME : 1:22.687 DIFFERENCE : 0.000

LAP	SECTOR 1	SECTOR 2	LAP TIME	MPH	DIFF	TIME OF DAY
1 -	1:02.063	31.601	1:33.664	76.06	10.977	13:51:01.012
2 -	56.698	31.817	1:28.515	80.49	5.828	13:52:29.527
3 -	55.478	29.805	1:25.283 **(3)**	83.54	2.596	13:53:54.810
4 -			5:50.301	20.33	4:27.614	13:59:45.111
5 -	57.076	31.104	1:28.180	80.79	5.493	14:01:13.291
6 -	55.259	30.274	1:25.533	83.29	2.846	14:02:38.824
7 -	56.025	29.493	1:25.518	83.31	2.831	14:04:04.342
8 -	54.039	29.344	1:23.383 **(2)**	85.44	0.696	14:05:27.725
9 -	***53.651***	***29.036***	***1:22.687*** **(1)**	***86.16***		***14:06:50.412***

P3 3 GP Tom BARRETT — Honda RS250 -

IDEAL LAP TIME : 1:23.507 BEST LAP TIME : 1:23.749 DIFFERENCE : 0.242

LAP	SECTOR 1	SECTOR 2	LAP TIME	MPH	DIFF	TIME OF DAY
1 -	1:06.088	32.925	1:39.013	71.95	15.264	13:50:46.406
2 -	58.573	30.560	1:29.133	79.93	5.384	13:52:15.539
3 -	56.571	31.971	1:28.542	80.46	4.793	13:53:44.081
4 -			6:18.908	18.80	4:55.159	14:00:02.989
5 -	1:02.030	30.667	1:32.697	76.85	8.948	14:01:35.686
6 -	59.773	30.659	1:30.432	78.78	6.683	14:03:06.118
7 -	54.637	29.343	1:23.980 **(2)**	84.83	0.231	14:04:30.098
8 -	***54.241***	29.508	***1:23.749*** **(1)**	***85.07***		***14:05:53.847***
9 -	55.707	***29.266***	1:24.973 **(3)**	83.84	1.224	14:07:18.820

P4 81 GPF Scott GRANT — Yamaha TZR250 - SEAGER engineering/ Motaa Cycle Parts

IDEAL LAP TIME : 1:23.942 BEST LAP TIME : 1:24.382 DIFFERENCE : 0.440

LAP	SECTOR 1	SECTOR 2	LAP TIME	MPH	DIFF	TIME OF DAY
1 -	1:00.322	31.317	1:31.639	77.74	7.257	13:50:49.661
2 -	55.527	30.866	1:26.393	82.46	2.011	13:52:16.054
3 -	55.471	***29.610***	1:25.081 **(3)**	83.73	0.699	13:53:41.135
4 -	55.039	30.258	1:25.297	83.52	0.915	13:55:06.432
5 -	1:12.266		4:52.451	24.36	3:28.069	13:59:58.883
6 -	56.501	30.113	1:26.614	82.25	2.232	14:01:25.497
7 -	55.852	30.985	1:26.837	82.04	2.455	14:02:52.334
8 -	55.291	29.774	1:25.065 **(2)**	83.75	0.683	14:04:17.399
9 -	***54.332***	30.050	***1:24.382*** **(1)**	***84.43***		***14:05:41.781***
10 -	55.197	29.905	1:25.102	83.71	0.720	14:07:06.883

P5 70 GPF Andrew BURSCOUGH — Yamaha YPVS 350 - Apollo Tuning

IDEAL LAP TIME : 1:24.424 BEST LAP TIME : 1:24.424 DIFFERENCE : 0.000

LAP	SECTOR 1	SECTOR 2	LAP TIME	MPH	DIFF	TIME OF DAY
1 -	1:02.000	32.364	1:34.364	75.50	9.940	13:51:10.926
2 -	58.730	31.327	1:30.057	79.11	5.633	13:52:40.983

Weather / Track : Bright / Dry

Donington Park National
Circuit Length = 1.9790 miles
Start: 13:48 Flag 14:06 End: 14:07

BMCRC - MRO Championships 2018 - Rnd 5 @ Donington Park

Team Green Junior Cup & Senior 300 & Blue Haze GP

QUALIFYING - SECTOR ANALYSIS

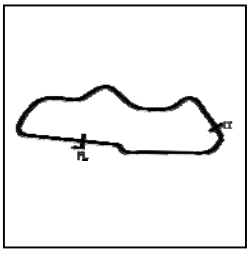

SECTOR 1 = FL to I1, SECTOR 2 = I1 to FL, DIFF = Difference To Personal Best Lap, P = Crossed Finish Line in Pit Lane, D = Time Disallowed

3 -	1:00.876	30.352	1:31.228		78.09	6.804	13:54:12.211
4 -	1:02.084		5:37.396		21.11	4:12.972	13:59:49.607
5 -	58.351	30.152	1:28.503		80.50	4.079	14:01:18.110
6 -	55.844	29.875	1:25.719	(3)	83.11	1.295	14:02:43.829
7 -	55.850	29.327	1:25.177	(2)	83.64	0.753	14:04:09.006
8 -	56.954	29.391	1:26.345		82.51	1.921	14:05:35.351
9 -	***55.291***	***29.133***	***1:24.424***	**(1)**	***84.39***		***14:06:59.775***

P6 125 GPF Ben MILES Honda RS125 - Allspeed

IDEAL LAP TIME : 1:24.735 BEST LAP TIME : 1:24.778 DIFFERENCE : 0.043

LAP	SECTOR 1	SECTOR 2	LAP TIME		MPH	DIFF	TIME OF DAY
1 -	1:05.944	32.752	1:38.696		72.18	13.918	13:51:10.656
2 -	58.457	31.576	1:30.033		79.13	5.255	13:52:40.689
3 -	56.365	31.532	1:27.897		81.05	3.119	13:54:08.586
4 -	56.660		5:34.075		21.32	4:09.297	13:59:42.661
5 -	59.133	30.874	1:30.007		79.15	5.229	14:01:12.668
6 -	55.672	29.788	1:25.460	(3)	83.36	0.682	14:02:38.128
7 -	57.252	***29.616***	1:26.868		82.01	2.090	14:04:04.996
8 -	***55.119***	29.659	***1:24.778***	**(1)**	***84.03***		***14:05:29.774***
9 -	55.395	29.782	1:25.177	(2)	83.64	0.399	14:06:54.951

P7 45 GPF Peter MOORE Yamaha TZR 250 - Station Garage , Isle of Man

IDEAL LAP TIME : 1:24.883 BEST LAP TIME : 1:24.883 DIFFERENCE : 0.000

LAP	SECTOR 1	SECTOR 2	LAP TIME		MPH	DIFF	TIME OF DAY
1 -	OUTLAP	33.381	2:01.118		58.82	36.235	13:52:29.493
2 -	58.621	31.190	1:29.811	(2)	79.32	4.928	13:53:59.304
3 -	1:01.405		5:42.383		20.80	4:17.500	13:59:41.687
4 -	59.342	30.780	1:30.122	(3)	79.05	5.239	14:01:11.809
5 -	***54.769***	***30.114***	***1:24.883***	**(1)**	***83.93***		***14:02:36.692***

P8 190 GP Peter THORNE Yamaha TZ250 - Aspire Classic Restorations

IDEAL LAP TIME : 1:24.885 BEST LAP TIME : 1:24.885 DIFFERENCE : 0.000

LAP	SECTOR 1	SECTOR 2	LAP TIME		MPH	DIFF	TIME OF DAY
1 -	1:04.241	32.840	1:37.081		73.38	12.196	13:51:02.529
2 -			1:29.206		79.86	4.321	13:52:31.735
3 -			1:27.791		81.15	2.906	13:53:59.526
4 -			6:03.268		19.61	4:38.383	14:00:02.794
5 -			1:30.323		78.87	5.438	14:01:33.117
6 -	56.889	30.646	1:27.535		81.39	2.650	14:03:00.652
7 -	55.747	30.078	1:25.825	(2)	83.01	0.940	14:04:26.477
8 -	56.009	29.907	1:25.916	(3)	82.92	1.031	14:05:52.393
9 -	***55.076***	***29.809***	***1:24.885***	**(1)**	***83.93***		***14:07:17.278***

P9 101 GPF Andrew DAVIES Spondon 350 - GIBSON EXHAUSTS

IDEAL LAP TIME : 1:25.795 BEST LAP TIME : 1:25.795 DIFFERENCE : 0.000

LAP	SECTOR 1	SECTOR 2	LAP TIME		MPH	DIFF	TIME OF DAY
1 -	1:02.214	32.276	1:34.490		75.40	8.695	13:50:53.393
2 -	1:00.536	30.682	1:31.218		78.10	5.423	13:52:24.611
3 -	56.681	31.026	1:27.707		81.23	1.912	13:53:52.318
4 -			5:55.716		20.02	4:29.921	13:59:48.034
5 -	1:00.664	33.069	1:33.733		76.00	7.938	14:01:21.767
6 -	59.922	31.491	1:31.413		77.93	5.618	14:02:53.180
7 -	57.278	30.160	1:27.438	(3)	81.48	1.643	14:04:20.618
8 -	***55.904***	***29.891***	***1:25.795***	**(1)**	***83.04***		***14:05:46.413***
9 -	56.418	29.991	1:26.409	(2)	82.45	0.614	14:07:12.822

P10 74 GPF Paul WHITBY Yamaha TZR250 -

IDEAL LAP TIME : 1:25.785 BEST LAP TIME : 1:25.913 DIFFERENCE : 0.128

LAP	SECTOR 1	SECTOR 2	LAP TIME	MPH	DIFF	TIME OF DAY

Weather / Track : Bright / Dry

Donington Park National
Circuit Length = 1.9790 miles
Start: 13:48 Flag 14:06 End: 14:07

BMCRC - MRO Championships 2018 - Rnd 5 @ Donington Park

Team Green Junior Cup & Senior 300 & Blue Haze GP

QUALIFYING - SECTOR ANALYSIS

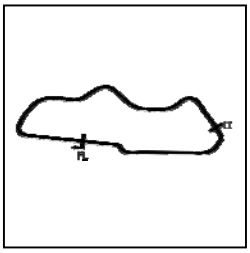

SECTOR 1 = FL to I1, SECTOR 2 = I1 to FL, DIFF = Difference To Personal Best Lap, P = Crossed Finish Line in Pit Lane, D = Time Disallowed

1 -	1:02.340	32.161	1:34.501		75.39	8.588	13:50:29.321
2 -	58.258	31.282	1:29.540		79.56	3.627	13:51:58.861
3 -	57.151	30.618	1:27.769		81.17	1.856	13:53:26.630
4 -	57.006	30.385	1:27.391		81.52	1.478	13:54:54.021
5 -	1:05.099		4:49.502		24.60	3:23.589	13:59:43.523
6 -	58.416	30.685	1:29.101		79.96	3.188	14:01:12.624
7 -	56.723	31.749	1:28.472		80.52	2.559	14:02:41.096
8 -	56.004	30.875	1:26.879	(3)	82.00	0.966	14:04:07.975
9 -	55.748	***30.165***	***1:25.913***	**(1)**	***82.92***		***14:05:33.888***
10 -	***55.620***	30.370	1:25.990	(2)	82.85	0.077	14:06:59.878

P11 20 S Kai DICKINSON Kawasaki - www.docklandsriders.org.uk

IDEAL LAP TIME : 1:26.343 BEST LAP TIME : 1:26.350 DIFFERENCE : 0.007

LAP	SECTOR 1	SECTOR 2	LAP TIME		MPH	DIFF	TIME OF DAY
1 -			1:36.799		73.60	10.449	13:51:36.863
2 -			1:32.115		77.34	5.765	13:53:08.978
3 -			1:27.733		81.20	1.383	13:54:36.711
4 -	58.490		5:48.311		20.45	4:21.961	14:00:25.022
5 -	1:05.414	31.390	1:36.804		73.59	10.454	14:02:01.826
6 -	56.190	***30.288***	1:26.478	**(2)**	82.38	0.128	14:03:28.304
7 -	56.747	30.517	1:27.264	**(3)**	81.64	0.914	14:04:55.568
8 -	***56.055***	30.295	***1:26.350***	**(1)**	***82.50***		***14:06:21.918***

P12 86 S Jamie KELMAN Kawasaki - Fastlane motorcycles

IDEAL LAP TIME : 1:26.249 BEST LAP TIME : 1:26.368 DIFFERENCE : 0.119

LAP	SECTOR 1	SECTOR 2	LAP TIME		MPH	DIFF	TIME OF DAY
1 -			1:29.581		79.53	3.213	13:51:06.038
2 -	58.855	31.453	1:30.308		78.89	3.940	13:52:36.346
3 -	58.155	30.951	1:29.106		79.95	2.738	13:54:05.452
4 -			5:44.672		20.67	4:18.304	13:59:50.124
5 -	58.079	31.965	1:30.044		79.12	3.676	14:01:20.168
6 -	56.987	30.695	1:27.682		81.25	1.314	14:02:47.850
7 -	56.564	30.540	1:27.104	**(3)**	81.79	0.736	14:04:14.954
8 -	***55.871***	30.497	***1:26.368***	**(1)**	***82.49***		***14:05:41.322***
9 -	56.156	***30.378***	1:26.534	**(2)**	82.33	0.166	14:07:07.856

P13 55 GPF Nick COOPER Aprilia RS 250 MK2 - Skint Racing - Wemoto.com and Mr Spotc

IDEAL LAP TIME : 1:26.675 BEST LAP TIME : 1:26.675 DIFFERENCE : 0.000

LAP	SECTOR 1	SECTOR 2	LAP TIME		MPH	DIFF	TIME OF DAY
1 -	1:08.002	37.501	1:45.503		67.53	18.828	13:51:30.050
2 -	59.384	30.973	1:30.357		78.84	3.682	13:53:00.407
3 -	59.546	31.129	1:30.675		78.57	4.000	13:54:31.082
4 -	1:04.544		5:12.641		22.78	3:45.966	13:59:43.723
5 -	1:01.362	31.217	1:32.579		76.95	5.904	14:01:16.302
6 -	59.031	30.544	1:29.575		79.53	2.900	14:02:45.877
7 -	58.261	30.254	1:28.515	**(3)**	80.49	1.840	14:04:14.392
8 -	57.196	30.749	1:27.945	**(2)**	81.01	1.270	14:05:42.337
9 -	***56.633***	***30.042***	***1:26.675***	**(1)**	***82.19***		***14:07:09.012***

P14 28 S Leon STEWART Kawasaki -

IDEAL LAP TIME : 1:27.316 BEST LAP TIME : 1:27.316 DIFFERENCE : 0.000

LAP	SECTOR 1	SECTOR 2	LAP TIME		MPH	DIFF	TIME OF DAY
1 -	OUTLAP	33.389	1:46.781		66.72	19.465	13:53:45.397
2 -			5:54.468		20.09	4:27.152	13:59:39.865
3 -	58.759	31.270	1:30.029		79.13	2.713	14:01:09.894
4 -	57.038	31.058	1:28.096	**(2)**	80.87	0.780	14:02:37.990
5 -	58.569	31.548	1:30.117		79.05	2.801	14:04:08.107
6 -	57.190	31.276	1:28.466	**(3)**	80.53	1.150	14:05:36.573
7 -	***56.425***	***30.891***	***1:27.316***	**(1)**	***81.59***		***14:07:03.889***

Weather / Track : Bright / Dry

Donington Park National
Circuit Length = 1.9790 miles
Start: 13:48 Flag 14:06 End: 14:07

BMCRC - MRO Championships 2018 - Rnd 5 @ Donington Park

Team Green Junior Cup & Senior 300 & Blue Haze GP

QUALIFYING - SECTOR ANALYSIS

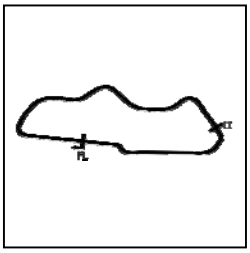

SECTOR 1 = FL to I1, SECTOR 2 = I1 to FL, DIFF = Difference To Personal Best Lap, P = Crossed Finish Line in Pit Lane, D = Time Disallowed

P15 15 GPF Max HOUSE Yamaha TZR250 -

IDEAL LAP TIME : 1:27.486 BEST LAP TIME : 1:27.486 DIFFERENCE : 0.000

LAP	SECTOR 1	SECTOR 2	LAP TIME		MPH	DIFF	TIME OF DAY
1 -	1:02.584	32.332	1:34.916		75.06	7.430	13:51:02.649
2 -	1:02.381	31.738	1:34.119		75.69	6.633	13:52:36.768
3 -	59.402	32.283	1:31.685		77.70	4.199	13:54:08.453
4 -	58.949		5:33.389		21.37	4:05.903	13:59:41.842
5 -	59.772	31.422	1:31.194		78.12	3.708	14:01:13.036
6 -	57.540	31.010	1:28.550	(3)	80.45	1.064	14:02:41.586
7 -	57.381	31.461	1:28.842		80.19	1.356	14:04:10.428
8 -	57.397	30.684	1:28.081	(2)	80.88	0.595	14:05:38.509
9 -	***56.900***	***30.586***	***1:27.486***	**(1)**	***81.43***		***14:07:05.995***

P16 99 S Damian ROWLEY Kawasaki -

IDEAL LAP TIME : 1:27.350 BEST LAP TIME : 1:27.559 DIFFERENCE : 0.209

LAP	SECTOR 1	SECTOR 2	LAP TIME		MPH	DIFF	TIME OF DAY
1 -	1:01.883	31.938	1:33.821		75.93	6.262	13:50:26.740
2 -	58.097	31.492	1:29.589		79.52	2.030	13:51:56.329
3 -	57.525	31.115	1:28.640		80.37	1.081	13:53:24.969
4 -	57.186	30.885	1:28.071	(3)	80.89	0.512	13:54:53.040
5 -	1:03.678		4:47.025		24.82	3:19.466	13:59:40.065
6 -	57.756	31.109	1:28.865		80.17	1.306	14:01:08.930
7 -	56.766	31.422	1:28.188		80.78	0.629	14:02:37.118
8 -	59.225	31.493	1:30.718		78.53	3.159	14:04:07.836
9 -	***56.628***	30.931	***1:27.559***	**(1)**	***81.36***		***14:05:35.395***
10 -	56.837	***30.722***	***1:27.559***	**(1)**	***81.36***		***14:07:02.954***

P17 29 S Charlie STONE Kawasaki -

IDEAL LAP TIME : 1:27.246 BEST LAP TIME : 1:27.576 DIFFERENCE : 0.330

LAP	SECTOR 1	SECTOR 2	LAP TIME		MPH	DIFF	TIME OF DAY
1 -	57.452	31.432	1:28.884		80.15	1.308	13:54:40.981
2 -	1:02.469		5:06.214		23.26	3:38.638	13:59:47.195
3 -	1:02.501	31.883	1:34.384		75.48	6.808	14:01:21.579
4 -	57.070	30.778	1:27.848	(3)	81.10	0.272	14:02:49.427
5 -	57.274	31.460	1:28.734		80.29	1.158	14:04:18.161
6 -	56.818	***30.758***	***1:27.576***	**(1)**	***81.35***		***14:05:45.737***
7 -	***56.488***	31.200	1:27.688	**(2)**	81.24	0.112	14:07:13.425

P18 9 S Graham HAW Kawasaki - Graham Haw Joinery

IDEAL LAP TIME : 1:27.586 BEST LAP TIME : 1:27.586 DIFFERENCE : 0.000

LAP	SECTOR 1	SECTOR 2	LAP TIME		MPH	DIFF	TIME OF DAY
1 -	OUTLAP	33.471	1:45.078		67.80	17.492	13:53:04.928
2 -	59.675	32.115	1:31.790		77.61	4.204	13:54:36.718
3 -	OUTLAP	IN PIT	6:26.856	**P**	18.41	4:59.270	14:01:03.574
4 -	OUTLAP	31.491	1:42.721		69.35	15.135	14:02:46.295
5 -	58.337	30.929	1:29.266	(3)	79.81	1.680	14:04:15.561
6 -	***56.837***	***30.749***	***1:27.586***	**(1)**	***81.34***		***14:05:43.147***
7 -	57.577	30.755	1:28.332	**(2)**	80.65	0.746	14:07:11.479

P19 861 J Owen JENNER Kawasaki -

IDEAL LAP TIME : 1:28.051 BEST LAP TIME : 1:28.051 DIFFERENCE : 0.000

LAP	SECTOR 1	SECTOR 2	LAP TIME	MPH	DIFF	TIME OF DAY
1 -			1:39.153	71.85	11.102	13:50:33.597
2 -			1:32.864	76.72	4.813	13:52:06.461
3 -			1:30.575	78.66	2.524	13:53:37.036
4 -			1:31.538	77.83	3.487	13:55:08.574
5 -	1:18.361		4:37.499	25.67	3:09.448	13:59:46.073
6 -	1:00.757	32.166	1:32.923	76.67	4.872	14:01:18.996
7 -	58.639	31.123	1:29.762	79.37	1.711	14:02:48.758

Weather / Track : Bright / Dry

Donington Park National
Circuit Length = 1.9790 miles
Start: 13:48 Flag 14:06 End: 14:07

BMCRC - MRO Championships 2018 - Rnd 5 @ Donington Park

Team Green Junior Cup & Senior 300 & Blue Haze GP

QUALIFYING - SECTOR ANALYSIS

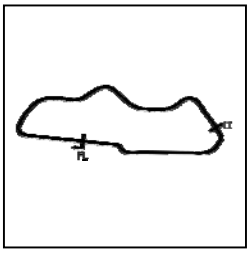

SECTOR 1 = FL to I1, SECTOR 2 = I1 to FL, DIFF = Difference To Personal Best Lap, P = Crossed Finish Line in Pit Lane, D = Time Disallowed

8 -	57.690	31.103	1:28.793	(3)	80.23	0.742	14:04:17.551
9 -	57.608	31.061	1:28.669	(2)	80.35	0.618	14:05:46.220
10 -	***57.326***	***30.725***	***1:28.051***	**(1)**	***80.91***		***14:07:14.271***

P20 4 J James DUTTON Kawasaki -

IDEAL LAP TIME : 1:28.567 BEST LAP TIME : 1:28.708 DIFFERENCE : 0.141

LAP	SECTOR 1	SECTOR 2	LAP TIME		MPH	DIFF	TIME OF DAY
1 -	OUTLAP	32.255	1:37.318		73.20	8.610	13:53:08.556
2 -	59.404	31.403	1:30.807		78.45	2.099	13:54:39.363
3 -	1:03.017		5:11.964		22.83	3:43.256	13:59:51.327
4 -	59.833	34.027	1:33.860		75.90	5.152	14:01:25.187
5 -	58.288	31.495	1:29.783		79.35	1.075	14:02:54.970
6 -	***57.864***	31.258	1:29.122	**(2)**	79.94	0.414	14:04:24.092
7 -	58.028	31.203	1:29.231	**(3)**	79.84	0.523	14:05:53.323
8 -	58.005	***30.703***	***1:28.708***	**(1)**	***80.31***		***14:07:22.031***

P21 888 S Jeff MORRIS Kawasaki -

IDEAL LAP TIME : 1:28.469 BEST LAP TIME : 1:28.742 DIFFERENCE : 0.273

LAP	SECTOR 1	SECTOR 2	LAP TIME		MPH	DIFF	TIME OF DAY
1 -	OUTLAP	34.088	1:44.218		68.36	15.476	13:53:19.219
2 -	59.924	31.872	1:31.796		77.61	3.054	13:54:51.015
3 -	1:04.768		4:56.419		24.03	3:27.677	13:59:47.434
4 -	59.879	32.171	1:32.050		77.39	3.308	14:01:19.484
5 -	57.474	31.592	1:29.066	**(3)**	79.99	0.324	14:02:48.550
6 -	58.499	***31.389***	1:29.888		79.26	1.146	14:04:18.438
7 -	***57.080***	31.662	***1:28.742***	**(1)**	***80.28***		***14:05:47.180***
8 -	57.325	31.557	1:28.882	**(2)**	80.15	0.140	14:07:16.062

P22 38 S Bob COUCHMAN Kawasaki - Pinky Janey

IDEAL LAP TIME : 1:29.292 BEST LAP TIME : 1:29.292 DIFFERENCE : 0.000

LAP	SECTOR 1	SECTOR 2	LAP TIME		MPH	DIFF	TIME OF DAY
1 -			1:36.566		73.78	7.274	13:50:34.333
2 -			1:34.036		75.76	4.744	13:52:08.369
3 -			1:32.906		76.68	3.614	13:53:41.275
4 -			6:04.813		19.52	4:35.521	13:59:46.088
5 -			1:34.300		75.55	5.008	14:01:20.388
6 -	58.478	31.934	1:30.412	**(3)**	78.80	1.120	14:02:50.800
7 -	***57.644***	***31.648***	***1:29.292***	**(1)**	***79.79***		***14:04:20.092***
8 -	58.284	32.136	1:30.420		78.79	1.128	14:05:50.512
9 -	57.780	31.759	1:29.539	**(2)**	79.57	0.247	14:07:20.051

P23 6 S Martin COOPER Kawasaki -

IDEAL LAP TIME : 1:29.458 BEST LAP TIME : 1:29.458 DIFFERENCE : 0.000

LAP	SECTOR 1	SECTOR 2	LAP TIME		MPH	DIFF	TIME OF DAY
1 -	1:03.564	32.962	1:36.526		73.81	7.068	13:50:32.239
2 -	1:00.143	32.680	1:32.823		76.75	3.365	13:52:05.062
3 -	59.116	31.862	1:30.978		78.31	1.520	13:53:36.040
4 -	59.894	32.314	1:32.208		77.26	2.750	13:55:08.248
5 -	1:16.477		4:40.130		25.43	3:10.672	13:59:48.378
6 -	1:00.989	32.098	1:33.087		76.53	3.629	14:01:21.465
7 -	58.890	31.427	1:30.317	**(3)**	78.88	0.859	14:02:51.782
8 -	59.099	31.601	1:30.700		78.55	1.242	14:04:22.482
9 -	58.444	31.631	1:30.075	**(2)**	79.09	0.617	14:05:52.557
10 -	***58.177***	***31.281***	***1:29.458***	**(1)**	***79.64***		***14:07:22.015***

P24 67 S Tony MORRIS Kawasaki - Chippy racing team

IDEAL LAP TIME : 1:29.176 BEST LAP TIME : 1:29.471 DIFFERENCE : 0.295

LAP	SECTOR 1	SECTOR 2	LAP TIME		MPH	DIFF	TIME OF DAY
1 -	1:03.623	33.053	1:36.676		73.69	7.205	13:50:39.467

Weather / Track : Bright / Dry

Donington Park National
Circuit Length = 1.9790 miles
Start: 13:48 Flag 14:06 End: 14:07

BMCRC - MRO Championships 2018 - Rnd 5 @ Donington Park

Team Green Junior Cup & Senior 300 & Blue Haze GP

QUALIFYING - SECTOR ANALYSIS

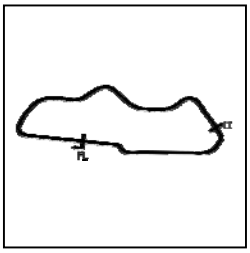

SECTOR 1 = FL to I1, SECTOR 2 = I1 to FL, DIFF = Difference To Personal Best Lap, P = Crossed Finish Line in Pit Lane, D = Time Disallowed

2 -	1:00.245	32.963	1:33.208		76.43	3.737	13:52:12.675
3 -	59.028	***31.455***	1:30.483		78.74	1.012	13:53:43.158
4 -			5:57.193		19.94	4:27.722	13:59:40.351
5 -	59.576	32.338	1:31.914		77.51	2.443	14:01:12.265
6 -	57.849	31.898	1:29.747		79.38	0.276	14:02:42.012
7 -	58.084	31.518	1:29.602	**(2)**	79.51	0.131	14:04:11.614
8 -	***57.721***	31.750	***1:29.471***	**(1)**	***79.63***		***14:05:41.085***
9 -	58.041	31.655	1:29.696	**(3)**	79.43	0.225	14:07:10.781

P25 65 S Konrad BREESE Kawasaki -

IDEAL LAP TIME : BEST LAP TIME : 1:29.754 DIFFERENCE :

LAP	SECTOR 1	SECTOR 2	LAP TIME		MPH	DIFF	TIME OF DAY
1 -			1:38.643		72.22	8.889	13:51:25.039
2 -			1:32.990		76.61	3.236	13:52:58.029
3 -			1:31.387	**(3)**	77.96	1.633	13:54:29.416
4 -			5:22.466		22.09	3:52.712	13:59:51.882
5 -		***IN PIT***	1:39.183	**P**	71.83	9.429	14:01:31.065
6 -			2:53.617		41.03	1:23.863	14:04:24.683
7 -			1:30.292	**(2)**	78.90	0.538	14:05:54.975
8 -			***1:29.754***	**(1)**	***79.37***		***14:07:24.729***

P26 66 S Nick FORD Kawasaki -

IDEAL LAP TIME : 1:29.965 BEST LAP TIME : 1:29.965 DIFFERENCE : 0.000

LAP	SECTOR 1	SECTOR 2	LAP TIME		MPH	DIFF	TIME OF DAY
1 -	1:02.682	33.345	1:36.027		74.19	6.062	13:51:00.602
2 -	1:01.419	32.708	1:34.127		75.69	4.162	13:52:34.729
3 -	1:01.025	34.018	1:35.043		74.96	5.078	13:54:09.772
4 -	1:00.041		6:10.761		19.21	4:40.796	14:00:20.533
5 -	1:03.827	34.977	1:38.804		72.10	8.839	14:01:59.337
6 -	***58.691***	***31.274***	***1:29.965***	**(1)**	***79.19***		***14:03:29.302***
7 -	59.023	33.656	1:32.679	**(3)**	76.87	2.714	14:05:01.981
8 -	58.749	31.548	1:30.297	**(2)**	78.90	0.332	14:06:32.278

P27 76 GPF Kevin HIGERTY Yamaha TZR250 - Aitch Racing

IDEAL LAP TIME : 1:30.007 BEST LAP TIME : 1:30.007 DIFFERENCE : 0.000

LAP	SECTOR 1	SECTOR 2	LAP TIME		MPH	DIFF	TIME OF DAY
1 -	1:06.613	33.351	1:39.964		71.27	9.957	13:51:43.433
2 -	1:01.223	34.029	1:35.252		74.79	5.245	13:53:18.685
3 -	58.888	32.194	1:31.082		78.22	1.075	13:54:49.767
4 -	1:05.290		5:09.494		23.02	3:39.487	13:59:59.261
5 -	1:00.589	31.801	1:32.390		77.11	2.383	14:01:31.651
6 -	58.519	32.430	1:30.949	**(3)**	78.33	0.942	14:03:02.600
7 -	***58.297***	***31.710***	***1:30.007***	**(1)**	***79.15***		***14:04:32.607***
8 -	58.345	31.790	1:30.135	**(2)**	79.04	0.128	14:06:02.742

P28 22 S Samuel SMYTH Kawasaki -

IDEAL LAP TIME : 1:30.547 BEST LAP TIME : 1:30.547 DIFFERENCE : 0.000

LAP	SECTOR 1	SECTOR 2	LAP TIME		MPH	DIFF	TIME OF DAY
1 -	OUTLAP		6:08.755		19.32	4:38.208	14:00:03.381
2 -	1:03.943	34.168	1:38.111		72.61	7.564	14:01:41.492
3 -	1:00.653	32.524	1:33.177	**(3)**	76.46	2.630	14:03:14.669
4 -	59.987	32.244	1:32.231	**(2)**	77.24	1.684	14:04:46.900
5 -	***58.836***	***31.711***	***1:30.547***	**(1)**	***78.68***		***14:06:17.447***

P29 21 GPF Ben HUNTER Yamaha RD350LC -

IDEAL LAP TIME : 1:30.879 BEST LAP TIME : 1:30.879 DIFFERENCE : 0.000

LAP	SECTOR 1	SECTOR 2	LAP TIME		MPH	DIFF	TIME OF DAY
1 -	***59.843***	***31.036***	***1:30.879***	**(1)**	***78.39***		***13:50:50.145***
2 -	1:14.966	IN PIT	2:03.891	**P**	57.50	33.012	13:52:54.036

Weather / Track : Bright / Dry

Donington Park National
Circuit Length = 1.9790 miles
Start: 13:48 Flag 14:06 End: 14:07

BMCRC - MRO Championships 2018 - Rnd 5 @ Donington Park

Team Green Junior Cup & Senior 300 & Blue Haze GP

QUALIFYING - SECTOR ANALYSIS

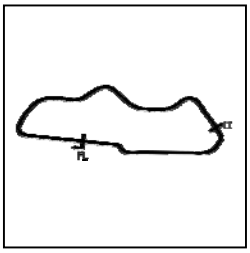

SECTOR 1 = FL to I1, SECTOR 2 = I1 to FL, DIFF = Difference To Personal Best Lap, P = Crossed Finish Line in Pit Lane, D = Time Disallowed

P30 61 GPF Ian READ — Suzuki RGT460 - MiMS Racing, Discountbikespares.co.uk

IDEAL LAP TIME : 1:31.396 BEST LAP TIME : 1:31.894 DIFFERENCE : 0.498

LAP	SECTOR 1	SECTOR 2	LAP TIME		MPH	DIFF	TIME OF DAY
1 -	1:01.930	32.288	1:34.218		75.61	2.324	13:51:41.271
2 -	1:00.451	32.479	1:32.930	(3)	76.66	1.036	13:53:14.201
3 -	59.867	32.202	1:32.069	(2)	77.38	0.175	13:54:46.270
4 -	1:04.091		5:17.335		22.45	3:45.441	14:00:03.605
5 -	1:01.035	32.570	1:33.605		76.11	1.711	14:01:37.210
6 -	1:00.448	32.484	1:32.932		76.66	1.038	14:03:10.142
7 -	59.569	32.325	***1:31.894***	**(1)**	***77.53***		***14:04:42.036***
8 -	***59.421***	***31.975***	~~1:31.396~~	**D**	77.95		14:06:13.432

P31 17 GPF David PATERSON — Yamaha TZR250 - Lots of overtime

IDEAL LAP TIME : 1:31.029 BEST LAP TIME : 1:31.929 DIFFERENCE : 0.900

LAP	SECTOR 1	SECTOR 2	LAP TIME		MPH	DIFF	TIME OF DAY
1 -	1:02.396	32.295	1:34.691		75.24	2.762	13:50:29.852
2 -	59.866	32.063	***1:31.929***	**(1)**	***77.50***		***13:52:01.781***
3 -	1:00.742	32.106	1:32.848		76.73	0.919	13:53:34.629
4 -	1:01.104	31.572	1:32.676		76.87	0.747	13:55:07.305
5 -	1:14.690		4:54.827		24.16	3:22.898	14:00:02.132
6 -	1:01.162	***31.326***	1:32.488	(3)	77.03	0.559	14:01:34.620
7 -	1:01.826	32.962	1:34.788		75.16	2.859	14:03:09.408
8 -	***59.703***	32.511	1:32.214	(2)	77.26	0.285	14:04:41.622
9 -	1:00.717	32.466	1:33.183		76.45	1.254	14:06:14.805

P32 60 GPF Daniel GOUGH — Yamaha TZR 250 - G Force Motorcycles

IDEAL LAP TIME : 1:31.456 BEST LAP TIME : 1:31.939 DIFFERENCE : 0.483

LAP	SECTOR 1	SECTOR 2	LAP TIME		MPH	DIFF	TIME OF DAY
1 -	1:03.040	32.768	1:35.808		74.36	3.869	13:51:58.380
2 -	1:00.429	***32.057***	1:32.486	(2)	77.03	0.547	13:53:30.866
3 -	***59.399***	32.540	***1:31.939***	**(1)**	***77.49***		***13:55:02.805***
4 -	1:12.756		4:56.228		24.05	3:24.289	13:59:59.033
5 -	1:02.716	32.331	1:35.047		74.95	3.108	14:01:34.080
6 -	1:00.995	32.434	1:33.429		76.25	1.490	14:03:07.509
7 -	1:01.165	32.647	1:33.812		75.94	1.873	14:04:41.321
8 -	1:00.685	32.533	1:33.218	(3)	76.42	1.279	14:06:14.539

P33 88 S David COURT — Kawasaki -

IDEAL LAP TIME : 1:32.198 BEST LAP TIME : 1:32.204 DIFFERENCE : 0.006

LAP	SECTOR 1	SECTOR 2	LAP TIME		MPH	DIFF	TIME OF DAY
1 -	1:03.887	33.465	1:37.352		73.18	5.148	13:50:34.067
2 -	1:01.012	32.712	1:33.724		76.01	1.520	13:52:07.791
3 -	1:00.005	32.753	1:32.758	(3)	76.80	0.554	13:53:40.549
4 -			6:06.534		19.43	4:34.330	13:59:47.083
5 -	1:01.054	32.713	1:33.767		75.98	1.563	14:01:20.850
6 -	1:00.331	33.150	1:33.481		76.21	1.277	14:02:54.331
7 -	59.991	***32.510***	1:32.501	(2)	77.02	0.297	14:04:26.832
8 -	***59.688***	32.516	***1:32.204***	**(1)**	***77.27***		***14:05:59.036***
9 -	1:00.448	33.401	1:33.849		75.91	1.645	14:07:32.885

P34 23 J Joe ELLIS — Kawasaki -

IDEAL LAP TIME : 1:32.284 BEST LAP TIME : 1:32.284 DIFFERENCE : 0.000

LAP	SECTOR 1	SECTOR 2	LAP TIME		MPH	DIFF	TIME OF DAY
1 -	1:04.944	34.850	1:39.794		71.39	7.510	13:51:40.151
2 -	1:03.397	35.297	1:38.694		72.18	6.410	13:53:18.845
3 -	1:01.787	33.537	1:35.324		74.74	3.040	13:54:54.169
4 -	1:07.664		5:31.130		21.51	3:58.846	14:00:25.299
5 -	1:04.373	34.297	1:38.670		72.20	6.386	14:02:03.969
6 -	1:01.405	33.328	1:34.733	(3)	75.20	2.449	14:03:38.702

Weather / Track : Bright / Dry

Donington Park National
Circuit Length = 1.9790 miles
Start: 13:48 Flag 14:06 End: 14:07

BMCRC - MRO Championships 2018 - Rnd 5 @ Donington Park

Team Green Junior Cup & Senior 300 & Blue Haze GP

QUALIFYING - SECTOR ANALYSIS

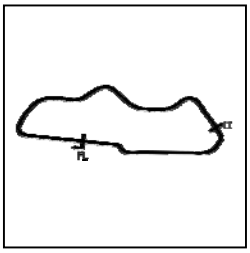

SECTOR 1 = FL to I1, SECTOR 2 = I1 to FL, DIFF = Difference To Personal Best Lap, P = Crossed Finish Line in Pit Lane, D = Time Disallowed

7 -	1:00.662	33.052	1:33.714	(2)	76.02	1.430	14:05:12.416
8 -	***59.783***	***32.501***	***1:32.284***	**(1)**	***77.20***		***14:06:44.700***

P35 5 S Tom STEVENS Kawasaki -

IDEAL LAP TIME : 1:33.136 BEST LAP TIME : 1:33.136 DIFFERENCE : 0.000

LAP	SECTOR 1	SECTOR 2	LAP TIME		MPH	DIFF	TIME OF DAY
1 -	OUTLAP	35.814	2:02.279		58.26	29.143	13:54:10.137
2 -	1:06.164		5:54.543		20.09	4:21.407	14:00:04.680
3 -	1:05.354	33.729	1:39.083		71.90	5.947	14:01:43.763
4 -	1:02.084	33.302	1:35.386	(3)	74.69	2.250	14:03:19.149
5 -	1:01.505	33.478	1:34.983	(2)	75.00	1.847	14:04:54.132
6 -	***1:00.596***	***32.540***	***1:33.136***	**(1)**	***76.49***		***14:06:27.268***

P36 14 GP Roger MARSH Yamaha TZ250A -

IDEAL LAP TIME : 1:27.508 BEST LAP TIME : 1:34.073 DIFFERENCE : 6.565

LAP	SECTOR 1	SECTOR 2	LAP TIME		MPH	DIFF	TIME OF DAY
1 -	1:06.788	32.877	1:39.665		71.48	5.592	13:51:05.699
2 -	1:02.457	32.198	1:34.655	(2)	75.26	0.582	13:52:40.354
3 -	1:01.886	32.187	***1:34.073***	**(1)**	***75.73***		***13:54:14.427***
4 -	1:02.242		5:50.511		20.32	4:16.438	14:00:04.938
5 -	1:04.555	***30.225***	1:34.780	(3)	75.17	0.707	14:01:39.718

P37 48 S Kevin SABBARTON Kawasaki -

IDEAL LAP TIME : 1:35.124 BEST LAP TIME : 1:35.124 DIFFERENCE : 0.000

LAP	SECTOR 1	SECTOR 2	LAP TIME		MPH	DIFF	TIME OF DAY
1 -	1:12.644	35.703	1:48.347		65.75	13.223	13:50:50.411
2 -	1:06.372	34.884	1:41.256		70.36	6.132	13:52:31.667
3 -	1:04.610	34.404	1:39.014		71.95	3.890	13:54:10.681
4 -	1:05.919		5:53.840		20.13	4:18.716	14:00:04.521
5 -	1:07.448	34.647	1:42.095		69.78	6.971	14:01:46.616
6 -	1:04.204	34.119	1:38.323	(3)	72.46	3.199	14:03:24.939
7 -	1:03.007	34.460	1:37.467	(2)	73.09	2.343	14:05:02.406
8 -	***1:01.497***	***33.627***	***1:35.124***	**(1)**	***74.89***		***14:06:37.530***

P38 43 S Colin HALL Kawasaki -

IDEAL LAP TIME : 1:35.137 BEST LAP TIME : 1:35.137 DIFFERENCE : 0.000

LAP	SECTOR 1	SECTOR 2	LAP TIME		MPH	DIFF	TIME OF DAY
1 -	OUTLAP		1:58.437		60.15	23.300	13:52:43.205
2 -	1:03.638	33.719	1:37.357		73.18	2.220	13:54:20.562
3 -	1:06.260		5:40.369		20.93	4:05.232	14:00:00.931
4 -	1:03.807	33.899	1:37.706		72.91	2.569	14:01:38.637
5 -	1:03.031	33.954	1:36.985	(2)	73.46	1.848	14:03:15.622
6 -	***1:01.617***	***33.520***	***1:35.137***	**(1)**	***74.88***		***14:04:50.759***
7 -	1:03.202	33.966	1:37.168	(3)	73.32	2.031	14:06:27.927

P39 44 S Duane SUTCH Kawasaki - Shawell Tuning and Racing Serv

IDEAL LAP TIME : 1:35.232 BEST LAP TIME : 1:35.232 DIFFERENCE : 0.000

LAP	SECTOR 1	SECTOR 2	LAP TIME		MPH	DIFF	TIME OF DAY
1 -			1:42.489		69.51	7.257	13:51:01.326
2 -			1:42.012		69.84	6.780	13:52:43.338
3 -			1:35.323	(2)	74.74	0.091	13:54:18.661
4 -	1:04.105		5:53.732		20.14	4:18.500	14:00:12.393
5 -	1:04.362	34.582	1:38.944		72.00	3.712	14:01:51.337
6 -	***1:02.118***	***33.114***	***1:35.232***	**(1)**	***74.81***		***14:03:26.569***
7 -	1:02.903	33.625	1:36.528		73.80	1.296	14:05:03.097
8 -	1:02.234	33.752	1:35.986	(3)	74.22	0.754	14:06:39.083

Weather / Track : Bright / Dry

Donington Park National
Circuit Length = 1.9790 miles
Start: 13:48 Flag 14:06 End: 14:07

BMCRC - MRO Championships 2018 - Rnd 5 @ Donington Park

Team Green Junior Cup & Senior 300 & Blue Haze GP

QUALIFYING - SECTOR ANALYSIS

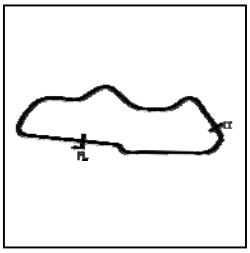

SECTOR 1 = FL to I1, SECTOR 2 = I1 to FL, DIFF = Difference To Personal Best Lap, P = Crossed Finish Line in Pit Lane, D = Time Disallowed

P40 30 S Malcolm HOWELL Kawasaki -

IDEAL LAP TIME : 1:35.323 BEST LAP TIME : 1:35.465 DIFFERENCE : 0.142

LAP	SECTOR 1	SECTOR 2	LAP TIME	MPH	DIFF	TIME OF DAY
1 -	1:04.022	34.229	1:38.251	72.51	2.786	13:51:16.086
2 -	1:02.391	***33.421***	1:35.812 **(2)**	74.36	0.347	13:52:51.898
3 -	1:02.508	33.450	1:35.958 **(3)**	74.24	0.493	13:54:27.856
4 -	1:06.226		5:49.541	20.38	4:14.076	14:00:17.397
5 -	1:03.037	34.697	1:37.734	72.89	2.269	14:01:55.131
6 -	***1:01.902***	33.563	***1:35.465*** **(1)**	***74.63***		***14:03:30.596***
7 -	1:06.108	34.942	1:41.050	70.50	5.585	14:05:11.646
8 -	1:03.898	33.599	1:37.497	73.07	2.032	14:06:49.143

P41 122 S Paul WILSON Kawasaki -

IDEAL LAP TIME : 1:35.835 BEST LAP TIME : 1:36.127 DIFFERENCE : 0.292

LAP	SECTOR 1	SECTOR 2	LAP TIME	MPH	DIFF	TIME OF DAY
1 -	1:07.862	35.628	1:43.490	68.84	7.363	13:51:26.410
2 -	1:04.538	34.017	1:38.555	72.29	2.428	13:53:04.965
3 -	1:04.014	***33.296***	1:37.310 **(2)**	73.21	1.183	13:54:42.275
4 -	1:07.007		5:24.204	21.97	3:48.077	14:00:06.479
5 -	1:05.883	34.716	1:40.599	70.82	4.472	14:01:47.078
6 -	1:04.029	34.225	1:38.254 **(3)**	72.51	2.127	14:03:25.332
7 -	1:04.326	33.942	1:38.268	72.50	2.141	14:05:03.600
8 -	***1:02.539***	33.588	***1:36.127*** **(1)**	***74.11***		***14:06:39.727***

P42 169 GPF Mark ELLERAY Yamaha TZR250 - Abbot Solutions Ltd

IDEAL LAP TIME : 1:36.184 BEST LAP TIME : 1:36.184 DIFFERENCE : 0.000

LAP	SECTOR 1	SECTOR 2	LAP TIME	MPH	DIFF	TIME OF DAY
1 -	1:09.209	35.526	1:44.735	68.02	8.551	13:50:49.263
2 -	1:07.294	35.088	1:42.382	69.58	6.198	13:52:31.645
3 -	1:06.378	46.879	1:53.257	62.90	17.073	13:54:24.902
4 -	1:08.356		5:37.891	21.08	4:01.707	14:00:02.793
5 -	1:08.897	34.719	1:43.616	68.76	7.432	14:01:46.409
6 -	1:04.166	34.240	1:38.406 **(3)**	72.40	2.222	14:03:24.815
7 -	1:03.114	34.714	1:37.828 **(2)**	72.82	1.644	14:05:02.643
8 -	***1:02.359***	***33.825***	***1:36.184*** **(1)**	***74.07***		***14:06:38.827***

P43 30 GPF Neil HEWSON Suzuki RGV250 -

IDEAL LAP TIME : 1:37.045 BEST LAP TIME : 1:37.171 DIFFERENCE : 0.126

LAP	SECTOR 1	SECTOR 2	LAP TIME	MPH	DIFF	TIME OF DAY
1 -	1:06.637	34.787	1:41.424 **(3)**	70.24	4.253	13:50:51.681
2 -	1:05.508	***34.358***	1:39.866 **(2)**	71.34	2.695	13:52:31.547
3 -	***1:02.687***	34.484	***1:37.171*** **(1)**	***73.32***		***13:54:08.718***
4 -	1:12.119		6:02.164	19.67	4:24.993	14:00:10.882

P44 33 J Jarrod WRIGHT Kawasaki - ELP Racing

IDEAL LAP TIME : 1:37.306 BEST LAP TIME : 1:37.416 DIFFERENCE : 0.110

LAP	SECTOR 1	SECTOR 2	LAP TIME	MPH	DIFF	TIME OF DAY
1 -	1:06.269	35.110	1:41.379 **(3)**	70.27	3.963	13:50:40.454
2 -	***1:03.423***	33.993	***1:37.416*** **(1)**	***73.13***		***13:52:17.870***
3 -	1:03.710	***33.883***	1:37.593 **(2)**	73.00	0.177	13:53:55.463
4 -	1:05.473		6:05.360	19.50	4:27.944	14:00:00.823
5 -	1:06.070	IN PIT	2:15.389 **P**	52.62	37.973	14:02:16.212

P45 111 S Trevor REEVE Kawasaki -

IDEAL LAP TIME : 1:38.825 BEST LAP TIME : 1:39.928 DIFFERENCE : 1.103

LAP	SECTOR 1	SECTOR 2	LAP TIME	MPH	DIFF	TIME OF DAY
1 -	1:08.787	36.052	1:44.839	67.95	4.911	13:52:06.242
2 -	1:05.665	***34.709***	1:40.374 **(3)**	70.98	0.446	13:53:46.616

Weather / Track : Bright / Dry

Donington Park National
Circuit Length = 1.9790 miles
Start: 13:48 Flag 14:06 End: 14:07

BMCRC - MRO Championships 2018 - Rnd 5 @ Donington Park

Team Green Junior Cup & Senior 300 & Blue Haze GP

QUALIFYING - SECTOR ANALYSIS

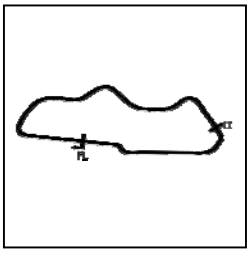

SECTOR 1 = FL to I1, SECTOR 2 = I1 to FL, DIFF = Difference To Personal Best Lap, P = Crossed Finish Line in Pit Lane, D = Time Disallowed

3 -			6:03.672		19.59	4:23.744	13:59:50.288
4 -	1:05.933	35.414	1:41.347		70.29	1.419	14:01:31.635
5 -	1:05.657	34.819	1:40.476		70.90	0.548	14:03:12.111
6 -	***1:04.116***	35.812	***1:39.928***	**(1)**	***71.29***		***14:04:52.039***
7 -	1:04.656	35.573	1:40.229	**(2)**	71.08	0.301	14:06:32.268

Weather / Track : Bright / Dry

Donington Park National
Circuit Length = 1.9790 miles
Start: 13:48 Flag 14:06 End: 14:07

BMCRC - MRO Championships 2018 - Rnd 5 @ Donington Park

Team Green Junior Cup & Senior 300 & Blue Haze GP

QUALIFYING - BEST SECTORS

SECTOR 1

POS	NO	NAME	TIME
1	12	MARTIN	53.486
2	7	FISHWICK	53.651
3	3	BARRETT	54.241
4	81	GRANT	54.332
5	45	MOORE	54.769
6	190	THORNE	55.076
7	125	MILES	55.119
8	70	BURSCOUGH	55.291
9	74	WHITBY	55.620
10	86	KELMAN	55.871
11	101	DAVIES	55.904
12	20	DICKINSON	56.055
13	28	STEWART	56.425
14	29	STONE	56.488
15	99	ROWLEY	56.628
16	55	COOPER	56.633
17	9	HAW	56.837
18	15	HOUSE	56.900
19	888	MORRIS	57.080
20	14	MARSH	57.283
21	861	JENNER	57.326
22	38	COUCHMAN	57.644
23	67	MORRIS	57.721
24	4	DUTTON	57.864
25	6	COOPER	58.177
26	76	HIGERTY	58.297
27	66	FORD	58.691
28	22	SMYTH	58.836
29	60	GOUGH	59.399
30	61	READ	59.421
31	88	COURT	59.688
32	17	PATERSON	59.703
33	23	ELLIS	59.783
34	21	HUNTER	59.843
35	5	STEVENS	1:00.596
36	48	SABBARTON	1:01.497
37	43	HALL	1:01.617
38	30	HOWELL	1:01.902
39	44	SUTCH	1:02.118
40	169	ELLERAY	1:02.359
41	122	WILSON	1:02.539
42	30	HEWSON	1:02.687
43	33	WRIGHT	1:03.423
44	111	REEVE	1:04.116
45			
46			

SECTOR 2

NO	NAME	TIME
12	MARTIN	28.414
7	FISHWICK	29.036
70	BURSCOUGH	29.133
3	BARRETT	29.266
81	GRANT	29.610
125	MILES	29.616
190	THORNE	29.809
101	DAVIES	29.891
55	COOPER	30.042
45	MOORE	30.114
74	WHITBY	30.165
14	MARSH	30.225
20	DICKINSON	30.288
86	KELMAN	30.378
15	HOUSE	30.586
4	DUTTON	30.703
99	ROWLEY	30.722
861	JENNER	30.725
9	HAW	30.749
29	STONE	30.758
28	STEWART	30.891
21	HUNTER	31.036
66	FORD	31.274
6	COOPER	31.281
17	PATERSON	31.326
888	MORRIS	31.389
67	MORRIS	31.455
38	COUCHMAN	31.648
76	HIGERTY	31.710
22	SMYTH	31.711
61	READ	31.975
60	GOUGH	32.057
23	ELLIS	32.501
88	COURT	32.510
5	STEVENS	32.540
44	SUTCH	33.114
122	WILSON	33.296
30	HOWELL	33.421
43	HALL	33.520
48	SABBARTON	33.627
169	ELLERAY	33.825
33	WRIGHT	33.883
30	HEWSON	34.358
111	REEVE	34.709
67	BAILEY	41.859

IDEAL / BEST COMPARISON

			IDEAL	BEST	DIFF
		PERFECT LAP	1:21.900		
1	12	MARTIN	1:21.900	1:22.205	0.305
2	7	FISHWICK	1:22.687	1:22.687	0.000
3	3	BARRETT	1:23.507	1:23.749	0.242
4	81	GRANT	1:23.942	1:24.382	0.440
5	70	BURSCOUGH	1:24.424	1:24.424	0.000
6	125	MILES	1:24.735	1:24.778	0.043
7	45	MOORE	1:24.883	1:24.883	0.000
8	190	THORNE	1:24.885	1:24.885	0.000
9	74	WHITBY	1:25.785	1:25.913	0.128
10	101	DAVIES	1:25.795	1:25.795	0.000
11	86	KELMAN	1:26.249	1:26.368	0.119
12	20	DICKINSON	1:26.343	1:26.350	0.007
13	55	COOPER	1:26.675	1:26.675	0.000
14	29	STONE	1:27.246	1:27.576	0.330
15	28	STEWART	1:27.316	1:27.316	0.000
16	99	ROWLEY	1:27.350	1:27.559	0.209
17	15	HOUSE	1:27.486	1:27.486	0.000
18	14	MARSH	1:27.508	1:34.073	6.565
19	9	HAW	1:27.586	1:27.586	0.000
20	861	JENNER	1:28.051	1:28.051	0.000
21	888	MORRIS	1:28.469	1:28.742	0.273
22	4	DUTTON	1:28.567	1:28.708	0.141
23	67	MORRIS	1:29.176	1:29.471	0.295
24	38	COUCHMAN	1:29.292	1:29.292	0.000
25	6	COOPER	1:29.458	1:29.458	0.000
26	66	FORD	1:29.965	1:29.965	0.000
27	76	HIGERTY	1:30.007	1:30.007	0.000
28	22	SMYTH	1:30.547	1:30.547	0.000
29	21	HUNTER	1:30.879	1:30.879	0.000
30	17	PATERSON	1:31.029	1:31.929	0.900
31	61	READ	1:31.396	1:31.894	0.498
32	60	GOUGH	1:31.456	1:31.939	0.483
33	88	COURT	1:32.198	1:32.204	0.006
34	23	ELLIS	1:32.284	1:32.284	0.000
35	5	STEVENS	1:33.136	1:33.136	0.000
36	48	SABBARTON	1:35.124	1:35.124	0.000
37	43	HALL	1:35.137	1:35.137	0.000
38	44	SUTCH	1:35.232	1:35.232	0.000
39	30	HOWELL	1:35.323	1:35.465	0.142
40	122	WILSON	1:35.835	1:36.127	0.292
41	169	ELLERAY	1:36.184	1:36.184	0.000
42	30	HEWSON	1:37.045	1:37.171	0.126
43	33	WRIGHT	1:37.306	1:37.416	0.110
44	111	REEVE	1:38.825	1:39.928	1.103
45	65	BREESE		1:29.754	

Weather / Track : Bright / Dry

Donington Park National
Circuit Length = 1.9790 miles
Start: 13:48 Flag 14:06 End: 14:07

Results can be found at www.tsl-timing.com

Printed - 14:09 Saturday, 16 June 2018

BMCRC - MRO Championships 2018 - Rnd 5 @ Donington Park

Team Green Junior Cup & Senior 300

RACE 8 - GRID (7 Laps)

ROW 9	27	70	Sean HALL	26	45	Brandon SHERIFF	25	111	Trevor REEVE 1:39.928
ROW 8	24	33	Jarrod WRIGHT 1:37.416	23	122	Paul WILSON 1:36.127	22	30	Malcolm HOWELL 1:35.465
ROW 7	21	44	Duane SUTCH 1:35.232	20	43	Colin HALL 1:35.137	19	48	Kevin SABBARTON 1:35.124
ROW 6	18	5	Tom STEVENS 1:33.136	17	23	Joe ELLIS 1:32.284	16	88	David COURT 1:32.204
ROW 5	15	22	Samuel SMYTH 1:30.547	14	66	Nick FORD 1:29.965	13	65	Konrad BREESE 1:29.754
ROW 4	12	67	Tony MORRIS 1:29.471	11	6	Martin COOPER 1:29.458	10	38	Bob COUCHMAN 1:29.292
ROW 3	9	888	Jeff MORRIS 1:28.742	8	4	James DUTTON 1:28.708	7	861	Owen JENNER 1:28.051
ROW 2	6	9	Graham HAW 1:27.586	5	29	Charlie STONE 1:27.576	4	99	Damian ROWLEY 1:27.559
ROW 1	3	28	Leon STEWART 1:27.316	2	86	Jamie KELMAN 1:26.368	1	20	Kai DICKINSON 1:26.350

Pole

Donington Park National
Circuit Length = 1.9790 miles

These results are provisional until the conclusion of any judicial and technical matters.

Clerk Of Course :		Timekeeper :

Results can be found at www.tsl-timing.com

Printed - 14:10 Saturday, 16 June 2018

BMCRC - MRO Championships 2018 - Rnd 5 @ Donington Park

Team Green Junior Cup & Senior 300

RACE 8 - CLASSIFICATION

POS	NO	CL	PIC	NAME	ENTRY	LAPS	TIME	GAP	DIFF	MPH	BEST	ON
1	20	S	1	Kai DICKINSON	Kawasaki - www.docklandsriders.org.uk	7	10:04.622			82.25	1:25.443	6
2	86	S	2	Jamie KELMAN	Kawasaki - Fastlane motorcycles	7	10:04.710	0.088	0.088	82.24	1:25.184	5
3	29	S	3	Charlie STONE	Kawasaki -	7	10:13.528	8.906	8.818	81.06	1:26.753	2
4	99	S	4	Damian ROWLEY	Kawasaki -	7	10:13.803	9.181	0.275	81.02	1:26.723	6
5	28	S	5	Leon STEWART	Kawasaki -	7	10:15.478	10.856	1.675	80.80	1:26.478	6
6	861	J	1	Owen JENNER	Kawasaki -	7	10:25.250	20.628	9.772	79.54	1:27.686	5
7	4	J	2	James DUTTON	Kawasaki -	7	10:27.622	23.000	2.372	79.24	1:28.177	5
8	65	S	6	Konrad BREESE	Kawasaki -	7	10:29.555	24.933	1.933	79.00	1:27.976	6
9	6	S	7	Martin COOPER	Kawasaki -	7	10:30.335	25.713	0.780	78.90	1:28.580	5
10	66	S	8	Nick FORD	Kawasaki -	7	10:30.700	26.078	0.365	78.85	1:28.259	5
11	888	S	9	Jeff MORRIS	Kawasaki -	7	10:32.325	27.703	1.625	78.65	1:28.483	6
12	67	S	10	Tony MORRIS	Kawasaki - Chippy racing team	7	10:35.984	31.362	3.659	78.20	1:29.619	6
13	22	S	11	Samuel SMYTH	Kawasaki -	7	10:36.477	31.855	0.493	78.14	1:27.999	7
14	38	S	12	Bob COUCHMAN	Kawasaki - Pinky Janey	7	10:41.395	36.773	4.918	77.54	1:30.062	6
15	5	S	13	Tom STEVENS	Kawasaki -	7	10:41.751	37.129	0.356	77.50	1:29.037	6
16	23	J	3	Joe ELLIS	Kawasaki -	7	10:45.717	41.095	3.966	77.02	1:30.638	5
17	88	S	14	David COURT	Kawasaki -	7	10:57.191	52.569	11.474	75.67	1:32.165	2
18	43	S	15	Colin HALL	Kawasaki -	7	11:13.191	1:08.569	16.000	73.88	1:34.222	5
19	122	S	16	Paul WILSON	Kawasaki -	7	11:13.761	1:09.139	0.570	73.81	1:34.448	5
20	44	S	17	Duane SUTCH	Kawasaki - Shawell Tuning and Racing Serv	7	11:13.897	1:09.275	0.136	73.80	1:33.856	5
21	48	S	18	Kevin SABBARTON	Kawasaki -	7	11:14.276	1:09.654	0.379	73.76	1:33.732	7
22	30	S	19	Malcolm HOWELL	Kawasaki -	7	11:14.889	1:10.267	0.613	73.69	1:34.292	7
23	111	S	20	Trevor REEVE	Kawasaki -	6	10:08.662	1 Lap	1 Lap	70.00	1:39.153	5

NOT CLASSIFIED

DNF	9	S		Graham HAW	Kawasaki - Graham Haw Joinery	0						

FASTEST LAP

86	S	Jamie KELMAN	Kawasaki - Fastlane motorcycles	5	1:25.184	83.63 mph	134.60 kph
861	J	Owen JENNER	Kawasaki -	5	1:27.686	81.25 mph	130.76 kph

Class S - 92.5% of Race Speed = 76.08 mph
Class J - 92.5% of Race Speed = 73.57 mph

Donington Park National
Circuit Length = 1.9790 miles
Start: 16:57 Flag 17:07 End: 17:08

Weather / Track : Bright / Dry
These results are provisional until the conclusion of any judicial and technical matters.

Clerk Of Course :		Timekeeper :

Results can be found at www.tsl-timing.com

Printed - 17:09 Saturday, 16 June 2018

BMCRC - MRO Championships 2018 - Rnd 5 @ Donington Park

Team Green Junior Cup & Senior 300

RACE 8 - LAP CHART

LAP 1 @ 16:58:56.731

NO	BEHIND	LAP TIME
20		1:29.967
86	0.393	1:30.360
99	0.844	1:30.811
29	2.126	1:32.093
28	3.168	1:33.135
4	3.990	1:33.957
6	4.267	1:34.234
67	5.159	1:35.126
66	5.209	1:35.176
888	5.267	1:35.234
65	5.698	1:35.665
38	6.275	1:36.242
861	6.611	1:36.578
23	7.405	1:37.372
22	7.498	1:37.465
5	8.399	1:38.366
88	8.850	1:38.817
122	12.331	1:42.298
30	13.723	1:43.690
43	13.823	1:43.790
44	14.068	1:44.035
48	14.522	1:44.489
111	15.032	1:44.999

LAP 2 @ 17:00:23.017

NO	BEHIND	LAP TIME
86		1:25.893
20	0.114	1:26.400
99	1.335	1:26.777
29	2.593	1:26.753
28	4.937	1:28.055
4	7.548	1:29.844
6	7.600	1:29.619
66	8.407	1:29.484
888	8.746	1:29.765
861	8.919	1:28.594
65	9.987	1:30.575
67	10.587	1:31.714
38	11.666	1:31.677
5	13.588	1:31.475
22	13.777	1:32.565
23	14.362	1:33.243
88	14.729	1:32.165
122	21.429	1:35.384
43	21.815	1:34.278
30	22.297	1:34.860
44	23.147	1:35.365
48	23.294	1:35.058
111	33.961	1:45.215

LAP 3 @ 17:01:48.951

NO	BEHIND	LAP TIME
20		1:25.820
86	0.142	1:26.076
99	3.076	1:27.675
29	3.546	1:26.887
28	6.193	1:27.190
861	11.024	1:28.039
4	11.521	1:29.907
6	11.790	1:30.124
888	12.182	1:29.370
66	12.281	1:29.808
65	13.182	1:29.129
67	14.417	1:29.764
38	17.287	1:31.555
22	17.655	1:29.812
5	18.368	1:30.714
23	19.898	1:31.470
88	21.569	1:32.774
43	31.256	1:35.375
122	31.524	1:36.029
30	32.127	1:35.764
48	33.397	1:36.037
44	33.410	1:36.197
111	47.974	1:39.947

LAP 4 @ 17:03:14.584

NO	BEHIND	LAP TIME
20		1:25.633
86	0.334	1:25.825
99	4.662	1:27.219
29	4.824	1:26.911
28	7.528	1:26.968
861	14.103	1:28.712
4	14.641	1:28.753
6	15.617	1:29.460
888	15.828	1:29.279
66	15.961	1:29.313
65	16.859	1:29.310
67	18.565	1:29.781
22	22.595	1:30.573
38	23.133	1:31.479
5	23.873	1:31.138
23	25.455	1:31.190
88	28.828	1:32.892
122	40.500	1:34.609
43	41.124	1:35.501
48	41.551	1:33.787
30	41.667	1:35.173
44	42.698	1:34.921
111	1:01.684	1:39.343

LAP 5 @ 17:04:40.102

NO	BEHIND	LAP TIME
86		1:25.184
20	0.099	1:25.617
29	6.339	1:27.033
99	6.882	1:27.738
28	8.791	1:26.781
861	16.271	1:27.686
4	17.300	1:28.177
6	18.679	1:28.580
66	18.702	1:28.259
65	20.152	1:28.811
888	20.752	1:30.442
67	23.259	1:30.212
22	26.071	1:28.994
38	27.699	1:30.084
5	28.215	1:29.860
23	30.575	1:30.638
88	36.475	1:33.165
122	49.430	1:34.448
43	49.828	1:34.222
48	50.855	1:34.822
30	51.024	1:34.875
44	51.036	1:33.856
111	1:15.319	1:39.153

LAP 6 @ 17:06:05.644

NO	BEHIND	LAP TIME
20		1:25.443
86	0.228	1:25.770
29	7.690	1:26.893
99	8.063	1:26.723
28	9.727	1:26.478
861	18.618	1:27.889
4	20.241	1:28.483
6	21.860	1:28.723
66	21.969	1:28.809
65	22.586	1:27.976
888	23.693	1:28.483
67	27.336	1:29.619
22	29.598	1:29.069
5	31.710	1:29.037
38	32.219	1:30.062
23	35.747	1:30.714
88	44.817	1:33.884
122	59.108	1:35.220
43	59.295	1:35.009
44	1:00.997	1:35.503
48	1:01.664	1:36.351
30	1:01.717	1:36.235

LAP 7 @ 17:07:31.386

NO	BEHIND	LAP TIME
20		1:25.742
86	0.088	1:25.602
111	1 Lap	1:40.005
29	8.906	1:26.958
99	9.181	1:26.860
28	10.856	1:26.871
861	20.628	1:27.752
4	23.000	1:28.501
65	24.933	1:28.089
6	25.713	1:29.595
66	26.078	1:29.851
888	27.703	1:29.752
67	31.362	1:29.768
22	31.855	1:27.999
38	36.773	1:30.296
5	37.129	1:31.161
23	41.095	1:31.090
88	52.569	1:33.494
43	1:08.569	1:35.016
122	1:09.139	1:35.773
44	1:09.275	1:34.020
48	1:09.654	1:33.732
30	1:10.267	1:34.292

Weather / Track : Bright / Dry

Donington Park National
Circuit Length = 1.9790 miles
Start: 16:57 Flag 17:07 End: 17:08

Results can be found at www.tsl-timing.com

Printed - 17:09 Saturday, 16 June 2018

BMCRC - MRO Championships 2018 - Rnd 5 @ Donington Park

Team Green Junior Cup & Senior 300

RACE 8 - SECTOR ANALYSIS

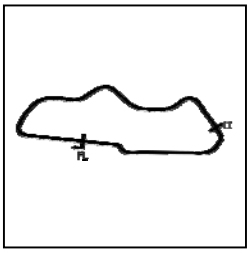

SECTOR 1 = FL to I1, SECTOR 2 = I1 to FL, DIFF = Difference To Personal Best Lap, P = Crossed Finish Line in Pit Lane, D = Time Disallowed

P1 20 S Kai DICKINSON Kawasaki - www.docklandsriders.org.uk

IDEAL LAP TIME : 1:24.904 BEST LAP TIME : 1:25.443 DIFFERENCE : 0.539

LAP	SECTOR 1	SECTOR 2	LAP TIME	MPH	DIFF	TIME OF DAY
1 -		30.263	1:29.967	79.19	4.524	16:58:56.731
2 -	55.349	31.051	1:26.400	82.46	0.957	17:00:23.131
3 -	55.540	30.280	1:25.820	83.01	0.377	17:01:48.951
4 -	55.432	30.201	1:25.633 **(3)**	83.19	0.190	17:03:14.584
5 -	***54.983***	30.634	1:25.617 **(2)**	83.21	0.174	17:04:40.201
6 -	55.522	***29.921***	***1:25.443*** **(1)**	***83.38***		***17:06:05.644***
7 -	55.111	30.631	1:25.742	83.09	0.299	17:07:31.386

P2 86 S Jamie KELMAN Kawasaki - Fastlane motorcycles

IDEAL LAP TIME : 1:25.045 BEST LAP TIME : 1:25.184 DIFFERENCE : 0.139

LAP	SECTOR 1	SECTOR 2	LAP TIME	MPH	DIFF	TIME OF DAY
1 -		30.500	1:30.360	78.84	5.176	16:58:57.124
2 -	54.944	30.949	1:25.893	82.94	0.709	17:00:23.017
3 -	55.464	30.612	1:26.076	82.77	0.892	17:01:49.093
4 -	55.489	30.336	1:25.825	83.01	0.641	17:03:14.918
5 -	***54.791***	30.393	***1:25.184*** **(1)**	***83.63***		***17:04:40.102***
6 -	55.516	***30.254***	1:25.770 **(3)**	83.06	0.586	17:06:05.872
7 -	54.909	30.693	1:25.602 **(2)**	83.22	0.418	17:07:31.474

P3 29 S Charlie STONE Kawasaki -

IDEAL LAP TIME : 1:26.570 BEST LAP TIME : 1:26.753 DIFFERENCE : 0.183

LAP	SECTOR 1	SECTOR 2	LAP TIME	MPH	DIFF	TIME OF DAY
1 -		30.695	1:32.093	77.36	5.340	16:58:58.857
2 -	56.165	30.588	***1:26.753*** **(1)**	***82.12***		***17:00:25.610***
3 -	56.302	***30.585***	1:26.887 **(2)**	81.99	0.134	17:01:52.497
4 -	***55.985***	30.926	1:26.911	81.97	0.158	17:03:19.408
5 -	56.110	30.923	1:27.033	81.86	0.280	17:04:46.441
6 -	56.056	30.837	1:26.893 **(3)**	81.99	0.140	17:06:13.334
7 -	56.173	30.785	1:26.958	81.93	0.205	17:07:40.292

P4 99 S Damian ROWLEY Kawasaki -

IDEAL LAP TIME : 1:26.429 BEST LAP TIME : 1:26.723 DIFFERENCE : 0.294

LAP	SECTOR 1	SECTOR 2	LAP TIME	MPH	DIFF	TIME OF DAY
1 -		30.803	1:30.811	78.45	4.088	16:58:57.575
2 -	***56.035***	30.742	1:26.777 **(2)**	82.10	0.054	17:00:24.352
3 -	56.886	30.789	1:27.675	81.26	0.952	17:01:52.027
4 -	56.629	30.590	1:27.219	81.68	0.496	17:03:19.246
5 -	56.546	31.192	1:27.738	81.20	1.015	17:04:46.984
6 -	56.329	***30.394***	***1:26.723*** **(1)**	***82.15***		***17:06:13.707***
7 -	56.227	30.633	1:26.860 **(3)**	82.02	0.137	17:07:40.567

P5 28 S Leon STEWART Kawasaki -

IDEAL LAP TIME : 1:26.478 BEST LAP TIME : 1:26.478 DIFFERENCE : 0.000

LAP	SECTOR 1	SECTOR 2	LAP TIME	MPH	DIFF	TIME OF DAY
1 -		31.943	1:33.135	76.49	6.657	16:58:59.899
2 -	56.841	31.214	1:28.055	80.91	1.577	17:00:27.954
3 -	56.372	30.818	1:27.190	81.71	0.712	17:01:55.144
4 -	56.218	30.750	1:26.968	81.92	0.490	17:03:22.112
5 -	56.002	30.779	1:26.781 **(2)**	82.09	0.303	17:04:48.893
6 -	***55.915***	***30.563***	***1:26.478*** **(1)**	***82.38***		***17:06:15.371***
7 -	56.118	30.753	1:26.871 **(3)**	82.01	0.393	17:07:42.242

P6 861 J Owen JENNER Kawasaki -

IDEAL LAP TIME : 1:27.503 BEST LAP TIME : 1:27.686 DIFFERENCE : 0.183

LAP	SECTOR 1	SECTOR 2	LAP TIME	MPH	DIFF	TIME OF DAY

Weather / Track : Bright / Dry

Donington Park National
Circuit Length = 1.9790 miles
Start: 16:57 Flag 17:07 End: 17:08

BMCRC - MRO Championships 2018 - Rnd 5 @ Donington Park

Team Green Junior Cup & Senior 300

RACE 8 - SECTOR ANALYSIS

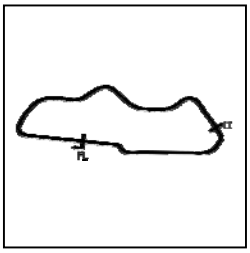

SECTOR 1 = FL to I1, SECTOR 2 = I1 to FL, DIFF = Difference To Personal Best Lap, P = Crossed Finish Line in Pit Lane, D = Time Disallowed

1 -		31.582	1:36.578	73.77	8.892	16:59:03.342
2 -	57.262	31.332	1:28.594	80.41	0.908	17:00:31.936
3 -	56.547	31.492	1:28.039	80.92	0.353	17:01:59.975
4 -	57.250	31.462	1:28.712	80.31	1.026	17:03:28.687
5 -	56.689	***30.997***	***1:27.686*** **(1)**	***81.25***		***17:04:56.373***
6 -	***56.506***	31.383	1:27.889 **(3)**	81.06	0.203	17:06:24.262
7 -	56.682	31.070	1:27.752 **(2)**	81.19	0.066	17:07:52.014

P7 4 J James DUTTON Kawasaki -

IDEAL LAP TIME : 1:28.162 BEST LAP TIME : 1:28.177 DIFFERENCE : 0.015

LAP	SECTOR 1	SECTOR 2	LAP TIME	MPH	DIFF	TIME OF DAY
1 -		31.637	1:33.957	75.82	5.780	16:59:00.721
2 -	58.362	31.482	1:29.844	79.30	1.667	17:00:30.565
3 -	58.329	31.578	1:29.907	79.24	1.730	17:02:00.472
4 -	57.462	31.291	1:28.753	80.27	0.576	17:03:29.225
5 -	***57.108***	31.069	***1:28.177*** **(1)**	***80.79***		***17:04:57.402***
6 -	57.425	31.058	1:28.483 **(2)**	80.51	0.306	17:06:25.885
7 -	57.447	***31.054***	1:28.501 **(3)**	80.50	0.324	17:07:54.386

P8 65 S Konrad BREESE Kawasaki -

IDEAL LAP TIME : 1:27.759 BEST LAP TIME : 1:27.976 DIFFERENCE : 0.217

LAP	SECTOR 1	SECTOR 2	LAP TIME	MPH	DIFF	TIME OF DAY
1 -		31.481	1:35.665	74.47	7.689	16:59:02.429
2 -	59.131	31.444	1:30.575	78.66	2.599	17:00:33.004
3 -	57.618	31.511	1:29.129	79.93	1.153	17:02:02.133
4 -	58.155	31.155	1:29.310	79.77	1.334	17:03:31.443
5 -	57.507	31.304	1:28.811 **(3)**	80.22	0.835	17:05:00.254
6 -	***57.010***	30.966	***1:27.976*** **(1)**	***80.98***		***17:06:28.230***
7 -	57.340	***30.749***	1:28.089 **(2)**	80.88	0.113	17:07:56.319

P9 6 S Martin COOPER Kawasaki -

IDEAL LAP TIME : 1:28.365 BEST LAP TIME : 1:28.580 DIFFERENCE : 0.215

LAP	SECTOR 1	SECTOR 2	LAP TIME	MPH	DIFF	TIME OF DAY
1 -		31.627	1:34.234	75.60	5.654	16:59:00.998
2 -	57.754	31.865	1:29.619	79.49	1.039	17:00:30.617
3 -	57.808	32.316	1:30.124	79.05	1.544	17:02:00.741
4 -	57.711	31.749	1:29.460 **(3)**	79.64	0.880	17:03:30.201
5 -	***57.169***	31.411	***1:28.580*** **(1)**	***80.43***		***17:04:58.781***
6 -	57.527	***31.196***	1:28.723 **(2)**	80.30	0.143	17:06:27.504
7 -	57.245	32.350	1:29.595	79.52	1.015	17:07:57.099

P10 66 S Nick FORD Kawasaki -

IDEAL LAP TIME : 1:28.251 BEST LAP TIME : 1:28.259 DIFFERENCE : 0.008

LAP	SECTOR 1	SECTOR 2	LAP TIME	MPH	DIFF	TIME OF DAY
1 -		31.488	1:35.176	74.85	6.917	16:59:01.940
2 -	58.205	31.279	1:29.484	79.61	1.225	17:00:31.424
3 -	57.992	31.816	1:29.808	79.33	1.549	17:02:01.232
4 -	57.453	31.860	1:29.313 **(3)**	79.77	1.054	17:03:30.545
5 -	57.164	***31.095***	***1:28.259*** **(1)**	***80.72***		***17:04:58.804***
6 -	***57.156***	31.653	1:28.809 **(2)**	80.22	0.550	17:06:27.613
7 -	57.473	32.378	1:29.851	79.29	1.592	17:07:57.464

P11 888 S Jeff MORRIS Kawasaki -

IDEAL LAP TIME : 1:28.483 BEST LAP TIME : 1:28.483 DIFFERENCE : 0.000

LAP	SECTOR 1	SECTOR 2	LAP TIME	MPH	DIFF	TIME OF DAY
1 -		33.163	1:35.234	74.81	6.751	16:59:01.998
2 -	58.292	31.473	1:29.765	79.36	1.282	17:00:31.763
3 -	57.806	31.564	1:29.370 **(3)**	79.72	0.887	17:02:01.133
4 -	57.680	31.599	1:29.279 **(2)**	79.80	0.796	17:03:30.412

Weather / Track : Bright / Dry

Donington Park National
Circuit Length = 1.9790 miles
Start: 16:57 Flag 17:07 End: 17:08

BMCRC - MRO Championships 2018 - Rnd 5 @ Donington Park

Team Green Junior Cup & Senior 300

RACE 8 - SECTOR ANALYSIS

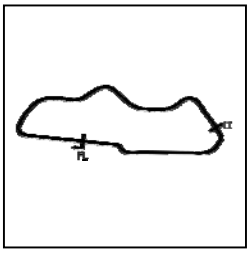

SECTOR 1 = FL to I1, SECTOR 2 = I1 to FL, DIFF = Difference To Personal Best Lap, P = Crossed Finish Line in Pit Lane, D = Time Disallowed

5 -	57.986	32.456	1:30.442	78.77	1.959	17:05:00.854
6 -	***57.018***	***31.465***	***1:28.483 (1)***	***80.51***		***17:06:29.337***
7 -	58.096	31.656	1:29.752	79.38	1.269	17:07:59.089

P12 67 S Tony MORRIS Kawasaki - Chippy racing team

IDEAL LAP TIME : 1:29.452 BEST LAP TIME : 1:29.619 DIFFERENCE : 0.167

LAP	SECTOR 1	SECTOR 2	LAP TIME	MPH	DIFF	TIME OF DAY
1 -		32.260	1:35.126	74.89	5.507	16:59:01.890
2 -	59.648	32.066	1:31.714	77.68	2.095	17:00:33.604
3 -	57.975	31.789	1:29.764 (2)	79.37	0.145	17:02:03.368
4 -	58.150	***31.631***	1:29.781	79.35	0.162	17:03:33.149
5 -	58.182	32.030	1:30.212	78.97	0.593	17:05:03.361
6 -	57.974	31.645	***1:29.619 (1)***	***79.49***		***17:06:32.980***
7 -	***57.821***	31.947	1:29.768 (3)	79.36	0.149	17:08:02.748

P13 22 S Samuel SMYTH Kawasaki -

IDEAL LAP TIME : 1:27.999 BEST LAP TIME : 1:27.999 DIFFERENCE : 0.000

LAP	SECTOR 1	SECTOR 2	LAP TIME	MPH	DIFF	TIME OF DAY
1 -		32.674	1:37.465	73.09	9.466	16:59:04.229
2 -	59.822	32.743	1:32.565	76.96	4.566	17:00:36.794
3 -	58.207	31.605	1:29.812	79.32	1.813	17:02:06.606
4 -	58.195	32.378	1:30.573	78.66	2.574	17:03:37.179
5 -	57.531	31.463	1:28.994 (2)	80.05	0.995	17:05:06.173
6 -	57.651	31.418	1:29.069 (3)	79.99	1.070	17:06:35.242
7 -	***57.001***	***30.998***	***1:27.999 (1)***	***80.96***		***17:08:03.241***

P14 38 S Bob COUCHMAN Kawasaki - Pinky Janey

IDEAL LAP TIME : 1:29.842 BEST LAP TIME : 1:30.062 DIFFERENCE : 0.220

LAP	SECTOR 1	SECTOR 2	LAP TIME	MPH	DIFF	TIME OF DAY
1 -		31.885	1:36.242	74.02	6.180	16:59:03.006
2 -	59.366	32.311	1:31.677	77.71	1.615	17:00:34.683
3 -	59.253	32.302	1:31.555	77.81	1.493	17:02:06.238
4 -	58.729	32.750	1:31.479	77.88	1.417	17:03:37.717
5 -	58.271	31.813	1:30.084 (2)	79.08	0.022	17:05:07.801
6 -	***58.047***	32.015	***1:30.062 (1)***	***79.10***		***17:06:37.863***
7 -	58.501	***31.795***	1:30.296 (3)	78.90	0.234	17:08:08.159

P15 5 S Tom STEVENS Kawasaki -

IDEAL LAP TIME : 1:29.037 BEST LAP TIME : 1:29.037 DIFFERENCE : 0.000

LAP	SECTOR 1	SECTOR 2	LAP TIME	MPH	DIFF	TIME OF DAY
1 -		32.303	1:38.366	72.42	9.329	16:59:05.130
2 -	59.408	32.067	1:31.475	77.88	2.438	17:00:36.605
3 -	58.861	31.853	1:30.714 (3)	78.53	1.677	17:02:07.319
4 -	58.105	33.033	1:31.138	78.17	2.101	17:03:38.457
5 -	58.256	31.604	1:29.860 (2)	79.28	0.823	17:05:08.317
6 -	***57.761***	***31.276***	***1:29.037 (1)***	***80.01***		***17:06:37.354***
7 -	58.646	32.515	1:31.161	78.15	2.124	17:08:08.515

P16 23 J Joe ELLIS Kawasaki -

IDEAL LAP TIME : 1:30.548 BEST LAP TIME : 1:30.638 DIFFERENCE : 0.090

LAP	SECTOR 1	SECTOR 2	LAP TIME	MPH	DIFF	TIME OF DAY
1 -		32.611	1:37.372	73.16	6.734	16:59:04.136
2 -	1:00.801	32.442	1:33.243	76.40	2.605	17:00:37.379
3 -	58.964	32.506	1:31.470	77.89	0.832	17:02:08.849
4 -	58.921	32.269	1:31.190	78.12	0.552	17:03:40.039
5 -	***58.431***	32.207	***1:30.638 (1)***	***78.60***		***17:05:10.677***
6 -	58.597	***32.117***	1:30.714 (2)	78.53	0.076	17:06:41.391
7 -	58.935	32.155	1:31.090 (3)	78.21	0.452	17:08:12.481

Weather / Track : Bright / Dry

Donington Park National
Circuit Length = 1.9790 miles
Start: 16:57 Flag 17:07 End: 17:08

BMCRC - MRO Championships 2018 - Rnd 5 @ Donington Park

Team Green Junior Cup & Senior 300

RACE 8 - SECTOR ANALYSIS

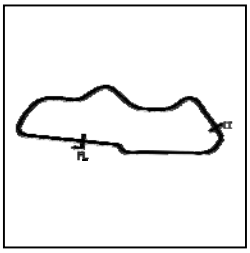

SECTOR 1 = FL to I1, SECTOR 2 = I1 to FL, DIFF = Difference To Personal Best Lap, P = Crossed Finish Line in Pit Lane, D = Time Disallowed

P17 88 S David COURT Kawasaki -

IDEAL LAP TIME : 1:31.996 BEST LAP TIME : 1:32.165 DIFFERENCE : 0.169

LAP	SECTOR 1	SECTOR 2	LAP TIME		MPH	DIFF	TIME OF DAY
1 -		***32.612***	1:38.817		72.09	6.652	16:59:05.581
2 -	***59.384***	32.781	***1:32.165***	**(1)**	***77.30***		***17:00:37.746***
3 -	59.789	32.985	1:32.774	**(2)**	76.79	0.609	17:02:10.520
4 -	59.933	32.959	1:32.892	**(3)**	76.69	0.727	17:03:43.412
5 -	1:00.074	33.091	1:33.165		76.47	1.000	17:05:16.577
6 -	1:01.138	32.746	1:33.884		75.88	1.719	17:06:50.461
7 -	1:00.280	33.214	1:33.494		76.20	1.329	17:08:23.955

P18 43 S Colin HALL Kawasaki -

IDEAL LAP TIME : 1:33.869 BEST LAP TIME : 1:34.222 DIFFERENCE : 0.353

LAP	SECTOR 1	SECTOR 2	LAP TIME		MPH	DIFF	TIME OF DAY
1 -		34.160	1:43.790		68.64	9.568	16:59:10.554
2 -	***1:00.774***	33.504	1:34.278	**(2)**	75.57	0.056	17:00:44.832
3 -	1:02.280	***33.095***	1:35.375		74.70	1.153	17:02:20.207
4 -	1:02.147	33.354	1:35.501		74.60	1.279	17:03:55.708
5 -	1:01.098	33.124	***1:34.222***	**(1)**	***75.61***		***17:05:29.930***
6 -	1:01.211	33.798	1:35.009	**(3)**	74.98	0.787	17:07:04.939
7 -	1:01.538	33.478	1:35.016		74.98	0.794	17:08:39.955

P19 122 S Paul WILSON Kawasaki -

IDEAL LAP TIME : 1:34.169 BEST LAP TIME : 1:34.448 DIFFERENCE : 0.279

LAP	SECTOR 1	SECTOR 2	LAP TIME		MPH	DIFF	TIME OF DAY
1 -		33.207	1:42.298		69.64	7.850	16:59:09.062
2 -	1:02.010	33.374	1:35.384		74.69	0.936	17:00:44.446
3 -	1:02.336	33.693	1:36.029		74.19	1.581	17:02:20.475
4 -	1:01.538	***33.071***	1:34.609	**(2)**	75.30	0.161	17:03:55.084
5 -	***1:01.098***	33.350	***1:34.448***	**(1)**	***75.43***		***17:05:29.532***
6 -	1:02.109	33.111	1:35.220	**(3)**	74.82	0.772	17:07:04.752
7 -	1:01.758	34.015	1:35.773		74.39	1.325	17:08:40.525

P20 44 S Duane SUTCH Kawasaki - Shawell Tuning and Racing Serv

IDEAL LAP TIME : 1:33.446 BEST LAP TIME : 1:33.856 DIFFERENCE : 0.410

LAP	SECTOR 1	SECTOR 2	LAP TIME		MPH	DIFF	TIME OF DAY
1 -		33.763	1:44.035		68.48	10.179	16:59:10.799
2 -	1:01.718	33.647	1:35.365		74.70	1.509	17:00:46.164
3 -	1:02.302	33.895	1:36.197		74.06	2.341	17:02:22.361
4 -	1:01.874	33.047	1:34.921	**(3)**	75.05	1.065	17:03:57.282
5 -	1:01.246	***32.610***	***1:33.856***	**(1)**	***75.91***		***17:05:31.138***
6 -	1:02.403	33.100	1:35.503		74.60	1.647	17:07:06.641
7 -	***1:00.836***	33.184	1:34.020	**(2)**	75.77	0.164	17:08:40.661

P21 48 S Kevin SABBARTON Kawasaki -

IDEAL LAP TIME : 1:33.732 BEST LAP TIME : 1:33.732 DIFFERENCE : 0.000

LAP	SECTOR 1	SECTOR 2	LAP TIME		MPH	DIFF	TIME OF DAY
1 -		34.167	1:44.489		68.18	10.757	16:59:11.253
2 -	1:01.707	33.351	1:35.058		74.95	1.326	17:00:46.311
3 -	1:02.089	33.948	1:36.037		74.18	2.305	17:02:22.348
4 -	1:00.775	33.012	1:33.787	**(2)**	75.96	0.055	17:03:56.135
5 -	1:00.977	33.845	1:34.822	**(3)**	75.13	1.090	17:05:30.957
6 -	1:01.987	34.364	1:36.351		73.94	2.619	17:07:07.308
7 -	***1:00.723***	***33.009***	***1:33.732***	**(1)**	***76.01***		***17:08:41.040***

P22 30 S Malcolm HOWELL Kawasaki -

IDEAL LAP TIME : 1:34.003 BEST LAP TIME : 1:34.292 DIFFERENCE : 0.289

LAP	SECTOR 1	SECTOR 2	LAP TIME	MPH	DIFF	TIME OF DAY

Weather / Track : Bright / Dry

Donington Park National
Circuit Length = 1.9790 miles
Start: 16:57 Flag 17:07 End: 17:08

BMCRC - MRO Championships 2018 - Rnd 5 @ Donington Park

Team Green Junior Cup & Senior 300

RACE 8 - SECTOR ANALYSIS

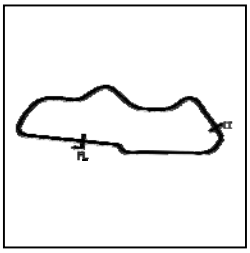

SECTOR 1 = FL to I1, SECTOR 2 = I1 to FL, DIFF = Difference To Personal Best Lap, P = Crossed Finish Line in Pit Lane, D = Time Disallowed

1 -		33.781	1:43.690	68.71	9.398	16:59:10.454
2 -	1:01.083	33.777	1:34.860 **(2)**	75.10	0.568	17:00:45.314
3 -	1:01.956	33.808	1:35.764	74.39	1.472	17:02:21.078
4 -	1:01.616	33.557	1:35.173	74.85	0.881	17:03:56.251
5 -	***1:00.725***	34.150	1:34.875 **(3)**	75.09	0.583	17:05:31.126
6 -	1:02.179	34.056	1:36.235	74.03	1.943	17:07:07.361
7 -	1:01.014	***33.278***	***1:34.292*** **(1)**	***75.55***		***17:08:41.653***

P23 111 S Trevor REEVE Kawasaki -

IDEAL LAP TIME : 1:38.256 BEST LAP TIME : 1:39.153 DIFFERENCE : 0.897

LAP	SECTOR 1	SECTOR 2	LAP TIME	MPH	DIFF	TIME OF DAY
1 -		***34.184***	1:44.999	67.85	5.846	16:59:11.763
2 -	***1:04.072***	41.143	1:45.215	67.71	6.062	17:00:56.978
3 -	1:04.510	35.437	1:39.947 **(3)**	71.28	0.794	17:02:36.925
4 -	1:04.175	35.168	1:39.343 **(2)**	71.71	0.190	17:04:16.268
5 -	1:04.204	34.949	***1:39.153*** **(1)**	***71.85***		***17:05:55.421***
6 -	1:04.121	35.884	1:40.005	71.24	0.852	17:07:35.426

Weather / Track : Bright / Dry

Donington Park National
Circuit Length = 1.9790 miles
Start: 16:57 Flag 17:07 End: 17:08

BMCRC - MRO Championships 2018 - Rnd 5 @ Donington Park

Team Green Junior Cup & Senior 300

RACE 8 - BEST SECTORS

SECTOR 1				SECTOR 2				IDEAL / BEST COMPARISON						
POS	NO	NAME	TIME	NO	NAME	TIME		POS	NO	NAME	IDEAL	BEST	DIFF
										PERFECT LAP	1:24.712		
1	86	KELMAN	54.791	20	DICKINSON	29.921		1	20	DICKINSON	1:24.904	1:25.443	0.539
2	20	DICKINSON	54.983	86	KELMAN	30.254		2	86	KELMAN	1:25.045	1:25.184	0.139
3	28	STEWART	55.915	99	ROWLEY	30.394		3	99	ROWLEY	1:26.429	1:26.723	0.294
4	29	STONE	55.985	28	STEWART	30.563		4	28	STEWART	1:26.478	1:26.478	0.000
5	99	ROWLEY	56.035	29	STONE	30.585		5	29	STONE	1:26.570	1:26.753	0.183
6	861	JENNER	56.506	65	BREESE	30.749		6	861	JENNER	1:27.503	1:27.686	0.183
7	22	SMYTH	57.001	861	JENNER	30.997		7	65	BREESE	1:27.759	1:27.976	0.217
8	65	BREESE	57.010	22	SMYTH	30.998		8	22	SMYTH	1:27.999	1:27.999	0.000
9	888	MORRIS	57.018	4	DUTTON	31.054		9	4	DUTTON	1:28.162	1:28.177	0.015
10	4	DUTTON	57.108	66	FORD	31.095		10	66	FORD	1:28.251	1:28.259	0.008
11	66	FORD	57.156	6	COOPER	31.196		11	6	COOPER	1:28.365	1:28.580	0.215
12	6	COOPER	57.169	5	STEVENS	31.276		12	888	MORRIS	1:28.483	1:28.483	0.000
13	5	STEVENS	57.761	888	MORRIS	31.465		13	5	STEVENS	1:29.037	1:29.037	0.000
14	67	MORRIS	57.821	67	MORRIS	31.631		14	67	MORRIS	1:29.452	1:29.619	0.167
15	38	COUCHMAN	58.047	38	COUCHMAN	31.795		15	38	COUCHMAN	1:29.842	1:30.062	0.220
16	23	ELLIS	58.431	23	ELLIS	32.117		16	23	ELLIS	1:30.548	1:30.638	0.090
17	88	COURT	59.384	44	SUTCH	32.610		17	88	COURT	1:31.996	1:32.165	0.169
18	48	SABBARTON	1:00.723	88	COURT	32.612		18	44	SUTCH	1:33.446	1:33.856	0.410
19	30	HOWELL	1:00.725	48	SABBARTON	33.009		19	48	SABBARTON	1:33.732	1:33.732	0.000
20	43	HALL	1:00.774	122	WILSON	33.071		20	43	HALL	1:33.869	1:34.222	0.353
21	44	SUTCH	1:00.836	43	HALL	33.095		21	30	HOWELL	1:34.003	1:34.292	0.289
22	122	WILSON	1:01.098	30	HOWELL	33.278		22	122	WILSON	1:34.169	1:34.448	0.279
23	111	REEVE	1:04.072	111	REEVE	34.184		23	111	REEVE	1:38.256	1:39.153	0.897
24													

Weather / Track : Bright / Dry

Donington Park National
Circuit Length = 1.9790 miles
Start: 16:57 Flag 17:07 End: 17:08

Results can be found at www.tsl-timing.com

Printed - 17:09 Saturday, 16 June 2018

BMCRC - MRO Championships 2018 - Rnd 5 @ Donington Park

Team Green Junior Cup & Senior 300

RACE 8 - GRID (10 Laps)

ROW 9	27	70	Sean HALL	26	45	Brandon SHERIFF	25	33 Jarrod WRIGHT
ROW 8	24	9	Graham HAW	23	111	Trevor REEVE 1:39.153	22	122 Paul WILSON 1:34.448
ROW 7	21	30	Malcolm HOWELL 1:34.292	20	43	Colin HALL 1:34.222	19	44 Duane SUTCH 1:33.856
ROW 6	18	48	Kevin SABBARTON 1:33.732	17	88	David COURT 1:32.165	16	23 Joe ELLIS 1:30.638
ROW 5	15	38	Bob COUCHMAN 1:30.062	14	67	Tony MORRIS 1:29.619	13	5 Tom STEVENS 1:29.037
ROW 4	12	6	Martin COOPER 1:28.580	11	888	Jeff MORRIS 1:28.483	10	66 Nick FORD 1:28.259
ROW 3	9	4	James DUTTON 1:28.177	8	22	Samuel SMYTH 1:27.999	7	65 Konrad BREESE 1:27.976
ROW 2	6	861	Owen JENNER 1:27.686	5	29	Charlie STONE 1:26.753	4	99 Damian ROWLEY 1:26.723
ROW 1	3	28	Leon STEWART 1:26.478	2	20	Kai DICKINSON 1:25.443	1	86 Jamie KELMAN 1:25.184

Pole

Donington Park National
Circuit Length = 1.9790 miles

These results are provisional until the conclusion of any judicial and technical matters.

Clerk Of Course :		Timekeeper :

Results can be found at www.tsl-timing.com

Printed - 17:10 Saturday, 16 June 2018

BMCRC - MRO Championships 2018 - Rnd 5 @ Donington Park

Team Green Junior Cup & Senior 300

RACE 8 - CLASSIFICATION

POS	NO	CL	PIC	NAME	ENTRY	LAPS	TIME	GAP	DIFF	MPH	BEST	ON
1	**86**	S	1	Jamie KELMAN	Kawasaki - Fastlane motorcycles	**10**	14:18.707			82.81	**1:24.865**	5
2	**20**	S	2	Kai DICKINSON	Kawasaki - www.docklandsriders.org.uk	**10**	14:24.260	**5.553**	5.553	82.27	**1:25.443**	4
3	**861**	J	1	Owen JENNER	Kawasaki -	**10**	14:37.375	**18.668**	13.115	81.04	**1:26.592**	7
4	**29**	S	3	Charlie STONE	Kawasaki -	**10**	14:37.741	**19.034**	0.366	81.01	**1:26.405**	7
5	**28**	S	4	Leon STEWART	Kawasaki -	**10**	14:38.118	**19.411**	0.377	80.97	**1:26.273**	9
6	**99**	S	5	Damian ROWLEY	Kawasaki -	**10**	14:38.774	**20.067**	0.656	80.91	**1:26.541**	7
7	**22**	S	6	Samuel SMYTH	Kawasaki -	**10**	14:39.276	**20.569**	0.502	80.87	**1:26.798**	7
8	**65**	S	7	Konrad BREESE	Kawasaki -	**10**	14:40.524	**21.817**	1.248	80.75	**1:26.653**	7
9	**6**	S	8	Martin COOPER	Kawasaki -	**10**	14:50.677	**31.970**	10.153	79.83	**1:27.478**	8
10	**67**	S	9	Tony MORRIS	Kawasaki - Chippy racing team	**10**	14:50.807	**32.100**	0.130	79.82	**1:27.496**	8
11	**9**	S	10	Graham HAW	Kawasaki - Graham Haw Joinery	**10**	14:54.234	**35.527**	3.427	79.52	**1:27.688**	9
12	**4**	J	2	James DUTTON	Kawasaki -	**10**	14:55.227	**36.520**	0.993	79.43	**1:28.305**	9
13	**23**	J	3	Joe ELLIS	Kawasaki -	**10**	14:55.363	**36.656**	0.136	79.42	**1:27.556**	6
14	**38**	S	11	Bob COUCHMAN	Kawasaki - Pinky Janey	**10**	14:56.100	**37.393**	0.737	79.35	**1:27.435**	6
15	**66**	S	12	Nick FORD	Kawasaki -	**10**	14:56.568	**37.861**	0.468	79.31	**1:27.875**	5
16	**5**	S	13	Tom STEVENS	Kawasaki -	**10**	14:56.718	**38.011**	0.150	79.30	**1:27.777**	8
17	**888**	S	14	Jeff MORRIS	Kawasaki -	**10**	15:15.141	**56.434**	18.423	77.70	**1:28.223**	7
18	**88**	S	15	David COURT	Kawasaki -	**10**	15:15.809	**57.102**	0.668	77.64	**1:29.973**	2
19	**44**	S	16	Duane SUTCH	Kawasaki - Shawell Tuning and Racing Serv	**10**	15:37.398	**1:18.691**	21.589	75.85	**1:30.807**	10
20	**48**	S	17	Kevin SABBARTON	Kawasaki -	**10**	15:40.045	**1:21.338**	2.647	75.64	**1:32.460**	9
21	**43**	S	18	Colin HALL	Kawasaki -	**10**	15:40.279	**1:21.572**	0.234	75.62	**1:32.621**	8
22	**122**	S	19	Paul WILSON	Kawasaki -	**10**	15:43.423	**1:24.716**	3.144	75.37	**1:32.463**	10
23	**33**	J	4	Jarrod WRIGHT	Kawasaki - ELP Racing	**10**	15:43.438	**1:24.731**	0.015	75.37	**1:32.117**	8
24	**30**	S	20	Malcolm HOWELL	Kawasaki -	**9**	14:22.386	**1 Lap**	1 Lap	74.19	**1:33.911**	6
25	**111**	S	21	Trevor REEVE	Kawasaki -	**9**	14:58.320	**1 Lap**	35.934	71.22	**1:35.786**	9

FASTEST LAP

86	S	Jamie KELMAN	Kawasaki - Fastlane motorcycles	**5**	1:24.865	83.95 mph	135.10 kph
861	J	Owen JENNER	Kawasaki -	**7**	1:26.592	82.27 mph	132.41 kph

Class S - 92.5% of Race Speed = 76.59 mph
Class J - 92.5% of Race Speed = 74.96 mph

Donington Park National
Circuit Length = 1.9790 miles
Start: 11:48 Flag 12:02 End: 12:04

Weather / Track : Bright / Dry
These results are provisional until the conclusion of any judicial and technical matters.

Clerk Of Course :		Timekeeper :

Results can be found at www.tsl-timing.com

Printed - 12:04 Sunday, 17 June 2018

BMCRC - MRO Championships 2018 - Rnd 5 @ Donington Park

Team Green Junior Cup & Senior 300

RACE 8 - LAP CHART

LAP 1 @ 11:49:34.713

NO	BEHIND	LAP TIME
86		1:28.768
20	1.915	1:30.683
861	2.951	1:31.719
29	3.049	1:31.817
99	3.168	1:31.936
28	3.709	1:32.477
65	4.444	1:33.212
22	5.051	1:33.819
4	5.465	1:34.233
6	6.058	1:34.826
23	6.724	1:35.492
67	7.235	1:36.003
5	7.904	1:36.672
9	7.998	1:36.766
66	8.067	1:36.835
38	8.396	1:37.164
88	8.997	1:37.765
888	10.237	1:39.005
122	10.592	1:39.360
48	11.241	1:40.009
43	11.887	1:40.655
33	13.301	1:42.069
44	13.671	1:42.439
30	15.782	1:44.550
111	18.351	1:47.119

LAP 2 @ 11:51:00.071

NO	BEHIND	LAP TIME
86		1:25.358
20	2.502	1:25.945
861	5.692	1:28.099
29	5.940	1:28.249
99	6.030	1:28.220
28	6.232	1:27.881
65	7.289	1:28.203
22	7.487	1:27.794
6	9.295	1:28.595
4	9.386	1:29.279
67	10.490	1:28.613
23	11.670	1:30.304
38	11.855	1:28.817
9	11.974	1:29.334
5	12.151	1:29.605
66	12.241	1:29.532
88	13.612	1:29.973
888	15.132	1:30.253
48	19.017	1:33.134
43	20.258	1:33.729
122	20.601	1:35.367
44	23.375	1:35.062
33	24.358	1:36.415
30	25.309	1:34.885
111	32.890	1:39.897

LAP 3 @ 11:52:25.433

NO	BEHIND	LAP TIME
86		1:25.362
20	2.831	1:25.691
861	8.299	1:27.969
29	8.374	1:27.796
28	8.777	1:27.907
99	8.954	1:28.286
22	9.693	1:27.568
65	10.263	1:28.336
6	12.904	1:28.971
4	13.500	1:29.476
67	14.165	1:29.037
9	15.601	1:28.989
23	15.859	1:29.551
38	16.305	1:29.812
66	16.837	1:29.958
5	17.195	1:30.406
88	18.939	1:30.689
888	19.407	1:29.637
48	28.030	1:34.375
43	28.709	1:33.813
122	28.869	1:33.630
44	31.945	1:33.932
33	32.547	1:33.551
30	33.891	1:33.944
111	49.587	1:42.059

LAP 4 @ 11:53:50.638

NO	BEHIND	LAP TIME
86		1:25.205
20	3.069	1:25.443
861	10.854	1:27.760
99	10.991	1:27.242
29	11.195	1:28.026
28	11.564	1:27.992
22	11.854	1:27.366
65	12.744	1:27.686
6	17.009	1:29.310
67	18.233	1:29.273
4	18.249	1:29.954
23	19.002	1:28.348
38	20.523	1:29.423
66	20.614	1:28.982
9	20.805	1:30.409
5	20.999	1:29.009
888	23.149	1:28.947
88	24.616	1:30.882
48	36.262	1:33.437
43	36.676	1:33.172
122	39.210	1:35.546
44	40.042	1:33.302
33	40.644	1:33.302
30	42.935	1:34.249
111	1:04.720	1:40.338

LAP 5 @ 11:55:15.503

NO	BEHIND	LAP TIME
86		1:24.865
20	3.859	1:25.655
99	13.318	1:27.192
29	13.529	1:27.199
28	14.062	1:27.363
861	14.193	1:28.204
22	14.536	1:27.547
65	15.658	1:27.779
6	20.949	1:28.805
67	21.187	1:27.819
4	21.894	1:28.510
23	22.717	1:28.580
66	23.624	1:27.875
9	23.938	1:27.998
5	24.540	1:28.406
38	26.307	1:30.649
888	26.759	1:28.475
88	30.511	1:30.760
48	44.655	1:33.258
43	45.139	1:33.328
122	48.595	1:34.250
44	48.785	1:33.608
33	49.717	1:33.938
30	52.498	1:34.428
111	1:18.014	1:38.159

LAP 6 @ 11:56:40.782

NO	BEHIND	LAP TIME
86		1:25.279
20	4.285	1:25.705
861	15.557	1:26.643
99	15.761	1:27.722
29	15.962	1:27.712
28	16.215	1:27.432
22	16.376	1:27.119
65	17.772	1:27.393
6	23.609	1:27.939
67	23.734	1:27.826
23	24.994	1:27.556
4	25.109	1:28.494
66	26.269	1:27.924
9	26.638	1:27.979
38	28.463	1:27.435
5	28.670	1:29.409
888	29.908	1:28.428
88	35.905	1:30.673
48	52.277	1:32.901
43	52.850	1:32.990
44	55.623	1:32.117
33	57.476	1:33.038
122	57.566	1:34.250
30	1:01.130	1:33.911

LAP 7 @ 11:58:06.225

NO	BEHIND	LAP TIME
86		1:25.443
20	5.041	1:26.199
111	1 Lap	1:38.381
861	16.706	1:26.592
99	16.859	1:26.541
29	16.924	1:26.405
28	17.496	1:26.724
22	17.731	1:26.798
65	18.982	1:26.653
6	26.259	1:28.093
67	26.364	1:28.073
23	27.856	1:28.305
4	29.036	1:29.370
66	29.202	1:28.376
9	29.500	1:28.305
38	31.446	1:28.426
5	32.461	1:29.234
888	32.688	1:28.223
88	41.900	1:31.438
48	1:00.469	1:33.635
43	1:01.262	1:33.855
44	1:02.181	1:32.001
33	1:05.243	1:33.210
122	1:05.367	1:33.244
30	1:10.684	1:34.997

LAP 8 @ 11:59:32.111

NO	BEHIND	LAP TIME
86		1:25.886
20	5.284	1:26.129
111	1 Lap	1:37.356
861	17.562	1:26.742
99	17.808	1:26.835
29	18.008	1:26.970
22	18.833	1:26.988
28	19.393	1:27.783
65	20.223	1:27.127
6	27.851	1:27.478
67	27.974	1:27.496
23	30.992	1:29.022
4	31.883	1:28.733
9	32.157	1:28.543
66	32.449	1:29.133
38	33.267	1:27.707
5	34.352	1:27.777
888	37.585	1:30.783
88	47.593	1:31.579
48	1:07.432	1:32.849
43	1:07.997	1:32.621
44	1:08.086	1:31.791
33	1:11.474	1:32.117
122	1:12.249	1:32.768
30	1:20.168	1:35.370

LAP 9 @ 12:00:58.022

NO	BEHIND	LAP TIME
86		1:25.911
20	5.375	1:26.002
861	18.676	1:27.025
99	18.960	1:27.063
29	19.167	1:27.070
28	19.755	1:26.273
22	19.946	1:27.024
65	21.504	1:27.192
111	1 Lap	1:39.225
6	30.552	1:28.612
67	30.649	1:28.586
9	33.934	1:27.688
23	34.170	1:29.089
4	34.277	1:28.305
38	35.084	1:27.728
66	35.348	1:28.810
5	36.268	1:27.827
888	40.245	1:28.571
88	53.342	1:31.660
48	1:13.981	1:32.460
44	1:14.514	1:32.339
43	1:15.155	1:33.069
122	1:18.883	1:32.545
33	1:18.959	1:33.396

LAP 10 @ 12:02:24.652

NO	BEHIND	LAP TIME
86		1:26.630
30	1 Lap	1:36.052
20	5.553	1:26.808
861	18.668	1:26.622
29	19.034	1:26.497
28	19.411	1:26.286
99	20.067	1:27.737
22	20.569	1:27.253
65	21.817	1:26.943
6	31.970	1:28.048
67	32.100	1:28.081
9	35.527	1:28.223
4	36.520	1:28.873
23	36.656	1:29.116
38	37.393	1:28.939
66	37.861	1:29.143
5	38.011	1:28.373
111	1 Lap	1:35.786
888	56.434	1:42.819
88	57.102	1:30.390
44	1:18.691	1:30.807
48	1:21.338	1:33.987
43	1:21.572	1:33.047
122	1:24.716	1:32.463
33	1:24.731	1:32.402

Weather / Track : Bright / Dry

Donington Park National
Circuit Length = 1.9790 miles
Start: 11:48 Flag 12:02 End: 12:04

BMCRC - MRO Championships 2018 - Rnd 5 @ Donington Park

Team Green Junior Cup & Senior 300

RACE 8 - SECTOR ANALYSIS

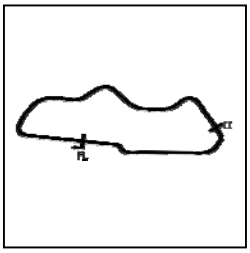

SECTOR 1 = FL to I1, SECTOR 2 = I1 to FL, DIFF = Difference To Personal Best Lap, P = Crossed Finish Line in Pit Lane, D = Time Disallowed

P1 86 S Jamie KELMAN Kawasaki - Fastlane motorcycles

IDEAL LAP TIME : BEST LAP TIME : 1:24.865 DIFFERENCE :

LAP	SECTOR 1	SECTOR 2	LAP TIME	MPH	DIFF	TIME OF DAY
1 -			1:28.768	80.26	3.903	11:49:34.713
2 -			1:25.358	83.46	0.493	11:51:00.071
3 -			1:25.362	83.46	0.497	11:52:25.433
4 -			1:25.205 (2)	83.61	0.340	11:53:50.638
5 -			***1:24.865 (1)***	***83.95***		***11:55:15.503***
6 -			1:25.279 (3)	83.54	0.414	11:56:40.782
7 -			1:25.443	83.38	0.578	11:58:06.225
8 -			1:25.886	82.95	1.021	11:59:32.111
9 -			1:25.911	82.93	1.046	12:00:58.022
10 -			1:26.630	82.24	1.765	12:02:24.652

P2 20 S Kai DICKINSON Kawasaki - www.docklandsriders.org.uk

IDEAL LAP TIME : BEST LAP TIME : 1:25.443 DIFFERENCE :

LAP	SECTOR 1	SECTOR 2	LAP TIME	MPH	DIFF	TIME OF DAY
1 -			1:30.683	78.56	5.240	11:49:36.628
2 -			1:25.945	82.89	0.502	11:51:02.573
3 -			1:25.691 (3)	83.14	0.248	11:52:28.264
4 -			***1:25.443 (1)***	***83.38***		***11:53:53.707***
5 -			1:25.655 (2)	83.17	0.212	11:55:19.362
6 -			1:25.705	83.12	0.262	11:56:45.067
7 -			1:26.199	82.65	0.756	11:58:11.266
8 -			1:26.129	82.72	0.686	11:59:37.395
9 -			1:26.002	82.84	0.559	12:01:03.397
10 -			1:26.808	82.07	1.365	12:02:30.205

P3 861 J Owen JENNER Kawasaki -

IDEAL LAP TIME : BEST LAP TIME : 1:26.592 DIFFERENCE :

LAP	SECTOR 1	SECTOR 2	LAP TIME	MPH	DIFF	TIME OF DAY
1 -			1:31.719	77.67	5.127	11:49:37.664
2 -			1:28.099	80.87	1.507	11:51:05.763
3 -			1:27.969	80.99	1.377	11:52:33.732
4 -			1:27.760	81.18	1.168	11:54:01.492
5 -			1:28.204	80.77	1.612	11:55:29.696
6 -			1:26.643 (3)	82.22	0.051	11:56:56.339
7 -			***1:26.592 (1)***	***82.27***		***11:58:22.931***
8 -			1:26.742	82.13	0.150	11:59:49.673
9 -			1:27.025	81.86	0.433	12:01:16.698
10 -			1:26.622 (2)	82.24	0.030	12:02:43.320

P4 29 S Charlie STONE Kawasaki -

IDEAL LAP TIME : 1:26.372 BEST LAP TIME : 1:26.405 DIFFERENCE : 0.033

LAP	SECTOR 1	SECTOR 2	LAP TIME	MPH	DIFF	TIME OF DAY
1 -		30.987	1:31.817	77.59	5.412	11:49:37.762
2 -	56.689	31.560	1:28.249	80.73	1.844	11:51:06.011
3 -	56.645	31.151	1:27.796	81.14	1.391	11:52:33.807
4 -	56.509	31.517	1:28.026	80.93	1.621	11:54:01.833
5 -			1:27.199	81.70	0.794	11:55:29.032
6 -			1:27.712	81.22	1.307	11:56:56.744
7 -	***55.779***	30.626	***1:26.405 (1)***	***82.45***		***11:58:23.149***
8 -	56.305	30.665	1:26.970 (3)	81.92	0.565	11:59:50.119
9 -	56.012	31.058	1:27.070	81.82	0.665	12:01:17.189
10 -	55.904	***30.593***	1:26.497 (2)	82.36	0.092	12:02:43.686

P5 28 S Leon STEWART Kawasaki -

IDEAL LAP TIME : 1:25.913 BEST LAP TIME : 1:26.273 DIFFERENCE : 0.360

LAP	SECTOR 1	SECTOR 2	LAP TIME	MPH	DIFF	TIME OF DAY

Weather / Track : Bright / Dry

Donington Park National
Circuit Length = 1.9790 miles
Start: 11:48 Flag 12:02 End: 12:04

BMCRC - MRO Championships 2018 - Rnd 5 @ Donington Park

Team Green Junior Cup & Senior 300

RACE 8 - SECTOR ANALYSIS

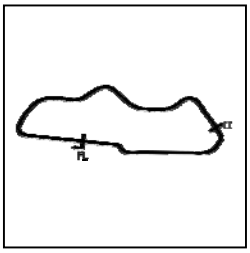

SECTOR 1 = FL to I1, SECTOR 2 = I1 to FL, DIFF = Difference To Personal Best Lap, P = Crossed Finish Line in Pit Lane, D = Time Disallowed

1 -		31.353	1:32.477		77.04	6.204	11:49:38.422
2 -	56.367	31.514	1:27.881		81.07	1.608	11:51:06.303
3 -	56.737	31.170	1:27.907		81.04	1.634	11:52:34.210
4 -	56.403	31.589	1:27.992		80.96	1.719	11:54:02.202
5 -	56.095	31.268	1:27.363		81.55	1.090	11:55:29.565
6 -	56.403	31.029	1:27.432		81.48	1.159	11:56:56.997
7 -	55.714	31.010	1:26.724	(3)	82.15	0.451	11:58:23.721
8 -	55.696	32.087	1:27.783		81.16	1.510	11:59:51.504
9 -	***55.381***	30.892	***1:26.273***	**(1)**	***82.58***		***12:01:17.777***
10 -	55.754	***30.532***	1:26.286	(2)	82.57	0.013	12:02:44.063

P6 99 S Damian ROWLEY Kawasaki -

IDEAL LAP TIME : 1:26.446 BEST LAP TIME : 1:26.541 DIFFERENCE : 0.095

LAP	SECTOR 1	SECTOR 2	LAP TIME		MPH	DIFF	TIME OF DAY
1 -		30.696	1:31.936		77.49	5.395	11:49:37.881
2 -	56.726	31.494	1:28.220		80.75	1.679	11:51:06.101
3 -	56.972	31.314	1:28.286		80.69	1.745	11:52:34.387
4 -	56.020	31.222	1:27.242		81.66	0.701	11:54:01.629
5 -	56.327	30.865	1:27.192		81.71	0.651	11:55:28.821
6 -	56.585	31.137	1:27.722		81.21	1.181	11:56:56.543
7 -	***55.791***	30.750	***1:26.541***	**(1)**	***82.32***		***11:58:23.084***
8 -	56.180	***30.655***	1:26.835	(2)	82.04	0.294	11:59:49.919
9 -	56.038	31.025	1:27.063	(3)	81.83	0.522	12:01:16.982
10 -	56.540	31.197	1:27.737		81.20	1.196	12:02:44.719

P7 22 S Samuel SMYTH Kawasaki -

IDEAL LAP TIME : 1:27.794 BEST LAP TIME : 1:26.798 DIFFERENCE : -0.996

LAP	SECTOR 1	SECTOR 2	LAP TIME		MPH	DIFF	TIME OF DAY
1 -			1:33.819		75.93	7.021	11:49:39.764
2 -	***56.544***	***31.250***	1:27.794		81.15	0.996	11:51:07.558
3 -			1:27.568		81.36	0.770	11:52:35.126
4 -			1:27.366		81.54	0.568	11:54:02.492
5 -			1:27.547		81.38	0.749	11:55:30.039
6 -			1:27.119		81.78	0.321	11:56:57.158
7 -			***1:26.798***	**(1)**	***82.08***		***11:58:23.956***
8 -			1:26.988	(2)	81.90	0.190	11:59:50.944
9 -			1:27.024	(3)	81.86	0.226	12:01:17.968
10 -			1:27.253		81.65	0.455	12:02:45.221

P8 65 S Konrad BREESE Kawasaki -

IDEAL LAP TIME : BEST LAP TIME : 1:26.653 DIFFERENCE :

LAP	SECTOR 1	SECTOR 2	LAP TIME		MPH	DIFF	TIME OF DAY
1 -			1:33.212		76.43	6.559	11:49:39.157
2 -			1:28.203		80.77	1.550	11:51:07.360
3 -			1:28.336		80.65	1.683	11:52:35.696
4 -			1:27.686		81.25	1.033	11:54:03.382
5 -			1:27.779		81.16	1.126	11:55:31.161
6 -			1:27.393		81.52	0.740	11:56:58.554
7 -			***1:26.653***	**(1)**	***82.22***		***11:58:25.207***
8 -			1:27.127	(3)	81.77	0.474	11:59:52.334
9 -			1:27.192		81.71	0.539	12:01:19.526
10 -			1:26.943	(2)	81.94	0.290	12:02:46.469

P9 6 S Martin COOPER Kawasaki -

IDEAL LAP TIME : 1:27.478 BEST LAP TIME : 1:27.478 DIFFERENCE : 0.000

LAP	SECTOR 1	SECTOR 2	LAP TIME		MPH	DIFF	TIME OF DAY
1 -		31.349	1:34.826		75.13	7.348	11:49:40.771
2 -	57.072	31.523	1:28.595		80.41	1.117	11:51:09.366
3 -	57.331	31.640	1:28.971		80.07	1.493	11:52:38.337
4 -	57.783	31.527	1:29.310		79.77	1.832	11:54:07.647

Weather / Track : Bright / Dry

Donington Park National
Circuit Length = 1.9790 miles
Start: 11:48 Flag 12:02 End: 12:04

BMCRC - MRO Championships 2018 - Rnd 5 @ Donington Park

Team Green Junior Cup & Senior 300

RACE 8 - SECTOR ANALYSIS

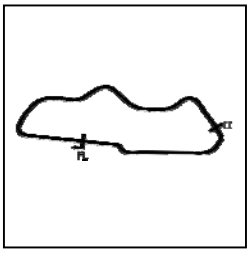

SECTOR 1 = FL to I1, SECTOR 2 = I1 to FL, DIFF = Difference To Personal Best Lap, P = Crossed Finish Line in Pit Lane, D = Time Disallowed

5 -	57.242	31.563	1:28.805	80.22	1.327	11:55:36.452
6 -	56.898	31.041	1:27.939 (2)	81.01	0.461	11:57:04.391
7 -	56.802	31.291	1:28.093	80.87	0.615	11:58:32.484
8 -	***56.718***	***30.760***	***1:27.478 (1)***	***81.44***		***11:59:59.962***
9 -	56.971	31.641	1:28.612	80.40	1.134	12:01:28.574
10 -	57.017	31.031	1:28.048 (3)	80.91	0.570	12:02:56.622

P10 67 S Tony MORRIS Kawasaki - Chippy racing team

IDEAL LAP TIME : 1:27.465 BEST LAP TIME : 1:27.496 DIFFERENCE : 0.031

LAP	SECTOR 1	SECTOR 2	LAP TIME	MPH	DIFF	TIME OF DAY
1 -		32.304	1:36.003	74.21	8.507	11:49:41.948
2 -	57.132	31.481	1:28.613	80.40	1.117	11:51:10.561
3 -	57.535	31.502	1:29.037	80.01	1.541	11:52:39.598
4 -	57.057	32.216	1:29.273	79.80	1.777	11:54:08.871
5 -	56.624	***31.195***	1:27.819 (2)	81.12	0.323	11:55:36.690
6 -	56.345	31.481	1:27.826 (3)	81.12	0.330	11:57:04.516
7 -	56.825	31.248	1:28.073	80.89	0.577	11:58:32.589
8 -	***56.270***	31.226	***1:27.496 (1)***	***81.42***		***12:00:00.085***
9 -	57.001	31.585	1:28.586	80.42	1.090	12:01:28.671
10 -	56.496	31.585	1:28.081	80.88	0.585	12:02:56.752

P11 9 S Graham HAW Kawasaki - Graham Haw Joinery

IDEAL LAP TIME : 1:27.407 BEST LAP TIME : 1:27.688 DIFFERENCE : 0.281

LAP	SECTOR 1	SECTOR 2	LAP TIME	MPH	DIFF	TIME OF DAY
1 -		31.666	1:36.766	73.62	9.078	11:49:42.711
2 -	57.588	31.746	1:29.334	79.75	1.646	11:51:12.045
3 -	57.531	31.458	1:28.989	80.06	1.301	11:52:41.034
4 -	57.127	33.282	1:30.409	78.80	2.721	11:54:11.443
5 -	***56.368***	31.630	1:27.998 (3)	80.96	0.310	11:55:39.441
6 -	56.780	31.199	1:27.979 (2)	80.98	0.291	11:57:07.420
7 -	57.266	***31.039***	1:28.305	80.68	0.617	11:58:35.725
8 -	56.696	31.847	1:28.543	80.46	0.855	12:00:04.268
9 -			***1:27.688 (1)***	***81.24***		***12:01:31.956***
10 -			1:28.223	80.75	0.535	12:03:00.179

P12 4 J James DUTTON Kawasaki -

IDEAL LAP TIME : 1:28.135 BEST LAP TIME : 1:28.305 DIFFERENCE : 0.170

LAP	SECTOR 1	SECTOR 2	LAP TIME	MPH	DIFF	TIME OF DAY
1 -		31.397	1:34.233	75.60	5.928	11:49:40.178
2 -	57.892	31.387	1:29.279	79.80	0.974	11:51:09.457
3 -	58.259	31.217	1:29.476	79.62	1.171	11:52:38.933
4 -	58.244	31.710	1:29.954	79.20	1.649	11:54:08.887
5 -	57.490	31.020	1:28.510 (3)	80.49	0.205	11:55:37.397
6 -	***57.328***	31.166	1:28.494 (2)	80.50	0.189	11:57:05.891
7 -	58.472	30.898	1:29.370	79.72	1.065	11:58:35.261
8 -	57.783	30.950	1:28.733	80.29	0.428	12:00:03.994
9 -	57.498	***30.807***	***1:28.305 (1)***	***80.68***		***12:01:32.299***
10 -	57.848	31.025	1:28.873	80.16	0.568	12:03:01.172

P13 23 J Joe ELLIS Kawasaki -

IDEAL LAP TIME : 1:27.556 BEST LAP TIME : 1:27.556 DIFFERENCE : 0.000

LAP	SECTOR 1	SECTOR 2	LAP TIME	MPH	DIFF	TIME OF DAY
1 -		32.151	1:35.492	74.60	7.936	11:49:41.437
2 -	57.820	32.484	1:30.304	78.89	2.748	11:51:11.741
3 -	57.624	31.927	1:29.551	79.55	1.995	11:52:41.292
4 -	56.787	31.561	1:28.348 (3)	80.64	0.792	11:54:09.640
5 -	57.022	31.558	1:28.580	80.43	1.024	11:55:38.220
6 -	***56.704***	***30.852***	***1:27.556 (1)***	***81.37***		***11:57:05.776***
7 -	56.805	31.500	1:28.305 (2)	80.68	0.749	11:58:34.081
8 -	57.285	31.737	1:29.022	80.03	1.466	12:00:03.103

Weather / Track : Bright / Dry

Donington Park National
Circuit Length = 1.9790 miles
Start: 11:48 Flag 12:02 End: 12:04

BMCRC - MRO Championships 2018 - Rnd 5 @ Donington Park

Team Green Junior Cup & Senior 300

RACE 8 - SECTOR ANALYSIS

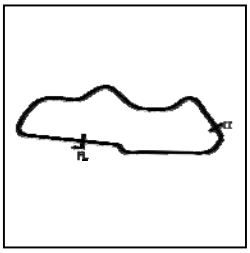

SECTOR 1 = FL to I1, SECTOR 2 = I1 to FL, DIFF = Difference To Personal Best Lap, P = Crossed Finish Line in Pit Lane, D = Time Disallowed

9 -	57.291	31.798	1:29.089	79.97	1.533	12:01:32.192
10 -	57.779	31.337	1:29.116	79.94	1.560	12:03:01.308

P14 38 S Bob COUCHMAN Kawasaki - Pinky Janey

IDEAL LAP TIME : 1:27.707 BEST LAP TIME : 1:27.435 DIFFERENCE : -0.272

LAP	SECTOR 1	SECTOR 2	LAP TIME	MPH	DIFF	TIME OF DAY
1 -		31.990	1:37.164	73.32	9.729	11:49:43.109
2 -			1:28.817	80.21	1.382	11:51:11.926
3 -			1:29.812	79.32	2.377	11:52:41.738
4 -	57.084	32.339	1:29.423	79.67	1.988	11:54:11.161
5 -			1:30.649	78.59	3.214	11:55:41.810
6 -			***1:27.435*** **(1)**	***81.48***		***11:57:09.245***
7 -			1:28.426	80.57	0.991	11:58:37.671
8 -	***56.561***	***31.146***	1:27.707 **(2)**	81.23	0.272	12:00:05.378
9 -			1:27.728 **(3)**	81.21	0.293	12:01:33.106
10 -	57.180	31.759	1:28.939	80.10	1.504	12:03:02.045

P15 66 S Nick FORD Kawasaki -

IDEAL LAP TIME : 1:28.238 BEST LAP TIME : 1:27.875 DIFFERENCE : -0.363

LAP	SECTOR 1	SECTOR 2	LAP TIME	MPH	DIFF	TIME OF DAY
1 -		32.453	1:36.835	73.57	8.960	11:49:42.780
2 -			1:29.532	79.57	1.657	11:51:12.312
3 -			1:29.958	79.19	2.083	11:52:42.270
4 -	***56.788***	32.194	1:28.982	80.06	1.107	11:54:11.252
5 -			***1:27.875*** **(1)**	***81.07***		***11:55:39.127***
6 -			1:27.924 **(2)**	81.03	0.049	11:57:07.051
7 -			1:28.376 **(3)**	80.61	0.501	11:58:35.427
8 -			1:29.133	79.93	1.258	12:00:04.560
9 -			1:28.810	80.22	0.935	12:01:33.370
10 -	57.693	***31.450***	1:29.143	79.92	1.268	12:03:02.513

P16 5 S Tom STEVENS Kawasaki -

IDEAL LAP TIME : 1:27.550 BEST LAP TIME : 1:27.777 DIFFERENCE : 0.227

LAP	SECTOR 1	SECTOR 2	LAP TIME	MPH	DIFF	TIME OF DAY
1 -		32.392	1:36.672	73.69	8.895	11:49:42.617
2 -	58.164	31.441	1:29.605	79.51	1.828	11:51:12.222
3 -	58.491	31.915	1:30.406	78.80	2.629	11:52:42.628
4 -	57.528	31.481	1:29.009	80.04	1.232	11:54:11.637
5 -	57.227	31.179	1:28.406	80.59	0.629	11:55:40.043
6 -	57.640	31.769	1:29.409	79.68	1.632	11:57:09.452
7 -	57.764	31.470	1:29.234	79.84	1.457	11:58:38.686
8 -	56.511	31.266	***1:27.777*** **(1)**	***81.16***		***12:00:06.463***
9 -	56.718	***31.109***	1:27.827 **(2)**	81.12	0.050	12:01:34.290
10 -	***56.441***	31.932	1:28.373 **(3)**	80.62	0.596	12:03:02.663

P17 888 S Jeff MORRIS Kawasaki -

IDEAL LAP TIME : 1:27.827 BEST LAP TIME : 1:28.223 DIFFERENCE : 0.396

LAP	SECTOR 1	SECTOR 2	LAP TIME	MPH	DIFF	TIME OF DAY
1 -		32.464	1:39.005	71.96	10.782	11:49:44.950
2 -	57.426	32.827	1:30.253	78.94	2.030	11:51:15.203
3 -	57.595	32.042	1:29.637	79.48	1.414	11:52:44.840
4 -	57.123	31.824	1:28.947	80.09	0.724	11:54:13.787
5 -	56.941	***31.534***	1:28.475 **(3)**	80.52	0.252	11:55:42.262
6 -	56.831	31.597	1:28.428 **(2)**	80.56	0.205	11:57:10.690
7 -	56.614	31.609	***1:28.223*** **(1)**	***80.75***		***11:58:38.913***
8 -	***56.293***	34.490	1:30.783	78.47	2.560	12:00:09.696
9 -	56.919	31.652	1:28.571	80.43	0.348	12:01:38.267
10 -			1:42.819	69.29	14.596	12:03:21.086

Weather / Track : Bright / Dry

Donington Park National
Circuit Length = 1.9790 miles
Start: 11:48 Flag 12:02 End: 12:04

BMCRC - MRO Championships 2018 - Rnd 5 @ Donington Park

Team Green Junior Cup & Senior 300

RACE 8 - SECTOR ANALYSIS

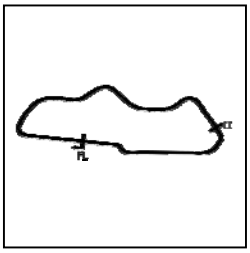

SECTOR 1 = FL to I1, SECTOR 2 = I1 to FL, DIFF = Difference To Personal Best Lap, P = Crossed Finish Line in Pit Lane, D = Time Disallowed

P18 88 S David COURT Kawasaki -

IDEAL LAP TIME : 1:29.973 BEST LAP TIME : 1:29.973 DIFFERENCE : 0.000

LAP	SECTOR 1	SECTOR 2	LAP TIME	MPH	DIFF	TIME OF DAY
1 -		32.889	1:37.765	72.87	7.792	11:49:43.710
2 -	***58.203***	***31.770***	***1:29.973 (1)***	***79.18***		***11:51:13.683***
3 -	58.490	32.199	1:30.689	78.56	0.716	11:52:44.372
4 -	58.617	32.265	1:30.882	78.39	0.909	11:54:15.254
5 -	58.283	32.477	1:30.760	78.49	0.787	11:55:46.014
6 -	58.444	32.229	1:30.673 (3)	78.57	0.700	11:57:16.687
7 -	58.826	32.612	1:31.438	77.91	1.465	11:58:48.125
8 -	59.306	32.273	1:31.579	77.79	1.606	12:00:19.704
9 -	59.103	32.557	1:31.660	77.72	1.687	12:01:51.364
10 -	58.468	31.922	1:30.390 (2)	78.82	0.417	12:03:21.754

P19 44 S Duane SUTCH Kawasaki - Shawell Tuning and Racing Serv

IDEAL LAP TIME : 1:32.339 BEST LAP TIME : 1:30.807 DIFFERENCE : -1.532

LAP	SECTOR 1	SECTOR 2	LAP TIME	MPH	DIFF	TIME OF DAY
1 -			1:42.439	69.54	11.632	11:49:48.384
2 -			1:35.062	74.94	4.255	11:51:23.446
3 -			1:33.932	75.84	3.125	11:52:57.378
4 -			1:33.302	76.36	2.495	11:54:30.680
5 -			1:33.608	76.11	2.801	11:56:04.288
6 -			1:32.117	77.34	1.310	11:57:36.405
7 -			1:32.001 (3)	77.44	1.194	11:59:08.406
8 -			1:31.791 (2)	77.61	0.984	12:00:40.197
9 -	***59.963***	***32.376***	1:32.339	77.15	1.532	12:02:12.536
10 -			***1:30.807 (1)***	***78.45***		***12:03:43.343***

P20 48 S Kevin SABBARTON Kawasaki -

IDEAL LAP TIME : 1:32.449 BEST LAP TIME : 1:32.460 DIFFERENCE : 0.011

LAP	SECTOR 1	SECTOR 2	LAP TIME	MPH	DIFF	TIME OF DAY
1 -		32.770	1:40.009	71.23	7.549	11:49:45.954
2 -	59.995	33.139	1:33.134	76.49	0.674	11:51:19.088
3 -	1:01.115	33.260	1:34.375	75.49	1.915	11:52:53.463
4 -	1:00.520	32.917	1:33.437	76.25	0.977	11:54:26.900
5 -	1:00.295	32.963	1:33.258	76.39	0.798	11:56:00.158
6 -	1:00.184	32.717	1:32.901 (3)	76.69	0.441	11:57:33.059
7 -	1:00.479	33.156	1:33.635	76.08	1.175	11:59:06.694
8 -	1:00.154	32.695	1:32.849 (2)	76.73	0.389	12:00:39.543
9 -	59.883	***32.577***	***1:32.460 (1)***	***77.05***		***12:02:12.003***
10 -	***59.872***	34.115	1:33.987	75.80	1.527	12:03:45.990

P21 43 S Colin HALL Kawasaki -

IDEAL LAP TIME : 1:32.614 BEST LAP TIME : 1:32.621 DIFFERENCE : 0.007

LAP	SECTOR 1	SECTOR 2	LAP TIME	MPH	DIFF	TIME OF DAY
1 -			1:40.655	70.78	8.034	11:49:46.600
2 -	1:00.241	33.488	1:33.729	76.01	1.108	11:51:20.329
3 -			1:33.813	75.94	1.192	11:52:54.142
4 -			1:33.172	76.46	0.551	11:54:27.314
5 -	1:00.423	***32.905***	1:33.328	76.33	0.707	11:56:00.642
6 -			1:32.990 (2)	76.61	0.369	11:57:33.632
7 -			1:33.855	75.91	1.234	11:59:07.487
8 -	***59.709***	32.912	***1:32.621 (1)***	***76.92***		***12:00:40.108***
9 -			1:33.069	76.55	0.448	12:02:13.177
10 -			1:33.047 (3)	76.57	0.426	12:03:46.224

P22 122 S Paul WILSON Kawasaki -

IDEAL LAP TIME : 1:32.141 BEST LAP TIME : 1:32.463 DIFFERENCE : 0.322

LAP	SECTOR 1	SECTOR 2	LAP TIME	MPH	DIFF	TIME OF DAY

Weather / Track : Bright / Dry

Donington Park National
Circuit Length = 1.9790 miles
Start: 11:48 Flag 12:02 End: 12:04

BMCRC - MRO Championships 2018 - Rnd 5 @ Donington Park

Team Green Junior Cup & Senior 300

RACE 8 - SECTOR ANALYSIS

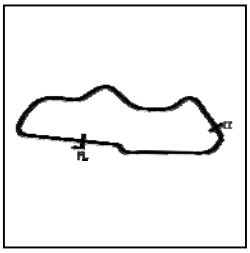

SECTOR 1 = FL to I1, SECTOR 2 = I1 to FL, DIFF = Difference To Personal Best Lap, P = Crossed Finish Line in Pit Lane, D = Time Disallowed

1 -		33.138	1:39.360		71.70	6.897	11:49:45.305
2 -	1:01.232	34.135	1:35.367		74.70	2.904	11:51:20.672
3 -	1:00.422	33.208	1:33.630		76.09	1.167	11:52:54.302
4 -	1:00.634	34.912	1:35.546		74.56	3.083	11:54:29.848
5 -	1:01.227	33.023	1:34.250		75.59	1.787	11:56:04.098
6 -	1:01.417	32.833	1:34.250		75.59	1.787	11:57:38.348
7 -	1:00.521	32.723	1:33.244		76.40	0.781	11:59:11.592
8 -	1:00.191	32.577	1:32.768	(3)	76.80	0.305	12:00:44.360
9 -	1:00.160	***32.385***	1:32.545	(2)	76.98	0.082	12:02:16.905
10 -	***59.756***	32.707	***1:32.463***	**(1)**	***77.05***		***12:03:49.368***

P23 33 J Jarrod WRIGHT Kawasaki - ELP Racing

IDEAL LAP TIME : 1:31.735 BEST LAP TIME : 1:32.117 DIFFERENCE : 0.382

LAP	SECTOR 1	SECTOR 2	LAP TIME		MPH	DIFF	TIME OF DAY
1 -		33.586	1:42.069		69.80	9.952	11:49:48.014
2 -	1:02.548	33.867	1:36.415		73.89	4.298	11:51:24.429
3 -	1:00.268	33.283	1:33.551		76.15	1.434	11:52:57.980
4 -	1:00.527	32.775	1:33.302		76.36	1.185	11:54:31.282
5 -	1:00.817	33.121	1:33.938		75.84	1.821	11:56:05.220
6 -	1:00.159	32.879	1:33.038	(3)	76.57	0.921	11:57:38.258
7 -	1:00.179	33.031	1:33.210		76.43	1.093	11:59:11.468
8 -	59.689	***32.428***	***1:32.117***	**(1)**	***77.34***		***12:00:43.585***
9 -	1:00.459	32.937	1:33.396		76.28	1.279	12:02:16.981
10 -	***59.307***	33.095	1:32.402	(2)	77.10	0.285	12:03:49.383

P24 30 S Malcolm HOWELL Kawasaki -

IDEAL LAP TIME : 1:34.375 BEST LAP TIME : 1:33.911 DIFFERENCE : -0.464

LAP	SECTOR 1	SECTOR 2	LAP TIME		MPH	DIFF	TIME OF DAY
1 -		33.949	1:44.550		68.14	10.639	11:49:50.495
2 -	1:01.544	***33.341***	1:34.885		75.08	0.974	11:51:25.380
3 -			1:33.944	(2)	75.83	0.033	11:52:59.324
4 -			1:34.249	(3)	75.59	0.338	11:54:33.573
5 -	***1:01.034***	33.394	1:34.428		75.45	0.517	11:56:08.001
6 -			***1:33.911***	**(1)**	***75.86***		***11:57:41.912***
7 -			1:34.997		74.99	1.086	11:59:16.909
8 -	1:01.460	33.910	1:35.370		74.70	1.459	12:00:52.279
9 -	1:02.200	33.852	1:36.052		74.17	2.141	12:02:28.331

P25 111 S Trevor REEVE Kawasaki -

IDEAL LAP TIME : 1:35.786 BEST LAP TIME : 1:35.786 DIFFERENCE : 0.000

LAP	SECTOR 1	SECTOR 2	LAP TIME		MPH	DIFF	TIME OF DAY
1 -		34.902	1:47.119		66.51	11.333	11:49:53.064
2 -	1:04.176	35.721	1:39.897		71.31	4.111	11:51:32.961
3 -	1:04.022	38.037	1:42.059		69.80	6.273	11:53:15.020
4 -	1:04.843	35.495	1:40.338		71.00	4.552	11:54:55.358
5 -	1:03.290	34.869	1:38.159	(3)	72.58	2.373	11:56:33.517
6 -	1:03.798	34.583	1:38.381		72.41	2.595	11:58:11.898
7 -	1:02.829	34.527	1:37.356	(2)	73.18	1.570	11:59:49.254
8 -	1:04.276	34.949	1:39.225		71.80	3.439	12:01:28.479
9 -	***1:01.868***	***33.918***	***1:35.786***	**(1)**	***74.38***		***12:03:04.265***

Weather / Track : Bright / Dry

Donington Park National
Circuit Length = 1.9790 miles
Start: 11:48 Flag 12:02 End: 12:04

BMCRC - MRO Championships 2018 - Rnd 5 @ Donington Park

Team Green Junior Cup & Senior 300

RACE 8 - BEST SECTORS

SECTOR 1

POS	NO	NAME	TIME
1	28	STEWART	**55.381**
2	29	STONE	**55.779**
3	99	ROWLEY	**55.791**
4	67	MORRIS	**56.270**
5	888	MORRIS	**56.293**
6	9	HAW	**56.368**
7	5	STEVENS	**56.441**
8	22	SMYTH	**56.544**
9	38	COUCHMAN	**56.561**
10	23	ELLIS	**56.704**
11	6	COOPER	**56.718**
12	66	FORD	**56.788**
13	4	DUTTON	**57.328**
14	88	COURT	**58.203**
15	33	WRIGHT	**59.307**
16	43	HALL	**59.709**
17	122	WILSON	**59.756**
18	48	SABBARTON	**59.872**
19	44	SUTCH	**59.963**
20	30	HOWELL	**1:01.034**
21	111	REEVE	**1:01.868**
22			
23			
24			
25			

SECTOR 2

NO	NAME	TIME
28	STEWART	**30.532**
29	STONE	**30.593**
99	ROWLEY	**30.655**
6	COOPER	**30.760**
4	DUTTON	**30.807**
23	ELLIS	**30.852**
9	HAW	**31.039**
5	STEVENS	**31.109**
38	COUCHMAN	**31.146**
67	MORRIS	**31.195**
22	SMYTH	**31.250**
66	FORD	**31.450**
888	MORRIS	**31.534**
88	COURT	**31.770**
44	SUTCH	**32.376**
122	WILSON	**32.385**
33	WRIGHT	**32.428**
48	SABBARTON	**32.577**
43	HALL	**32.905**
30	HOWELL	**33.341**
111	REEVE	**33.918**

IDEAL / BEST COMPARISON

			IDEAL	BEST	DIFF
		PERFECT LAP	1:25.913		
1	28	STEWART	1:25.913	1:26.273	0.360
2	29	STONE	1:26.372	1:26.405	0.033
3	99	ROWLEY	1:26.446	1:26.541	0.095
4	9	HAW	1:27.407	1:27.688	0.281
5	67	MORRIS	1:27.465	1:27.496	0.031
6	6	COOPER	1:27.478	1:27.478	0.000
7	5	STEVENS	1:27.550	1:27.777	0.227
8	23	ELLIS	1:27.556	1:27.556	0.000
9	38	COUCHMAN	1:27.707	1:27.435	-0.272
10	22	SMYTH	1:27.794	1:26.798	-0.996
11	888	MORRIS	1:27.827	1:28.223	0.396
12	4	DUTTON	1:28.135	1:28.305	0.170
13	66	FORD	1:28.238	1:27.875	-0.363
14	88	COURT	1:29.973	1:29.973	0.000
15	33	WRIGHT	1:31.735	1:32.117	0.382
16	122	WILSON	1:32.141	1:32.463	0.322
17	44	SUTCH	1:32.339	1:30.807	-1.532
18	48	SABBARTON	1:32.449	1:32.460	0.011
19	43	HALL	1:32.614	1:32.621	0.007
20	30	HOWELL	1:34.375	1:33.911	-0.464
21	111	REEVE	1:35.786	1:35.786	0.000
22	861	JENNER		1:26.592	
23	86	KELMAN		1:24.865	
24	20	DICKINSON		1:25.443	
25	65	BREESE		1:26.653	

Weather / Track : Bright / Dry

Donington Park National
Circuit Length = 1.9790 miles
Start: 11:48 Flag 12:02 End: 12:04

Results can be found at www.tsl-timing.com

Printed - 12:04 Sunday, 17 June 2018

BMCRC - MRO Championships 2018 - Rnd 5 @ Donington Park

Team Green Junior Cup & Senior 300

RACE 19 - GRID (10 Laps)

ROW 9	27	70	Sean HALL	26	45	Brandon SHERIFF	25	111	Trevor REEVE (1:35.786)
ROW 8	24	30	Malcolm HOWELL (1:33.911)	23	43	Colin HALL (1:32.621)	22	122	Paul WILSON (1:32.463)
ROW 7	21	48	Kevin SABBARTON (1:32.460)	20	33	Jarrod WRIGHT (1:32.117)	19	44	Duane SUTCH (1:30.807)
ROW 6	18	88	David COURT (1:29.973)	17	4	James DUTTON (1:28.305)	16	888	Jeff MORRIS (1:28.223)
ROW 5	15	66	Nick FORD (1:27.875)	14	5	Tom STEVENS (1:27.777)	13	9	Graham HAW (1:27.688)
ROW 4	12	23	Joe ELLIS (1:27.556)	11	67	Tony MORRIS (1:27.496)	10	6	Martin COOPER (1:27.478)
ROW 3	9	38	Bob COUCHMAN (1:27.435)	8	22	Samuel SMYTH (1:26.798)	7	65	Konrad BREESE (1:26.653)
ROW 2	6	861	Owen JENNER (1:26.592)	5	99	Damian ROWLEY (1:26.541)	4	29	Charlie STONE (1:26.405)
ROW 1	3	28	Leon STEWART (1:26.273)	2	20	Kai DICKINSON (1:25.443)	1	86	Jamie KELMAN (1:24.865) **Pole**

Donington Park National
Circuit Length = 1.9790 miles

These results are provisional until the conclusion of any judicial and technical matters.

Clerk Of Course :		Timekeeper :

Results can be found at www.tsl-timing.com

Printed - 12:07 Sunday, 17 June 2018

BMCRC - MRO Championships 2018 - Rnd 5 @ Donington Park

Team Green Junior Cup & Senior 300

RACE 19 - CLASSIFICATION

POS	NO	CL	PIC	NAME	ENTRY	LAPS	TIME	GAP	DIFF	MPH	BEST	ON
1	**86**	S	1	Jamie KELMAN	Kawasaki - Fastlane motorcycles	**10**	14:18.750			82.80	**1:24.933**	7
2	**20**	S	2	Kai DICKINSON	Kawasaki - www.docklandsriders.org.uk	**10**	14:23.041	**4.291**	4.291	82.39	**1:24.997**	4
3	**99**	S	3	Damian ROWLEY	Kawasaki -	**10**	14:35.208	**16.458**	12.167	81.24	**1:26.494**	2
4	**28**	S	4	Leon STEWART	Kawasaki -	**10**	14:35.486	**16.736**	0.278	81.22	**1:25.479**	8
5	**29**	S	5	Charlie STONE	Kawasaki -	**10**	14:35.723	**16.973**	0.237	81.20	**1:26.745**	3
6	**861**	J	1	Owen JENNER	Kawasaki -	**10**	14:38.437	**19.687**	2.714	80.95	**1:26.207**	8
7	**6**	S	6	Martin COOPER	Kawasaki -	**10**	14:40.786	**22.036**	2.349	80.73	**1:26.562**	7
8	**65**	S	7	Konrad BREESE	Kawasaki -	**10**	14:45.088	**26.338**	4.302	80.34	**1:26.766**	10
9	**22**	S	8	Samuel SMYTH	Kawasaki -	**10**	14:45.325	**26.575**	0.237	80.32	**1:27.176**	9
10	**67**	S	9	Tony MORRIS	Kawasaki - Chippy racing team	**10**	14:45.768	**27.018**	0.443	80.28	**1:27.048**	10
11	**38**	S	10	Bob COUCHMAN	Kawasaki - Pinky Janey	**10**	14:54.882	**36.132**	9.114	79.46	**1:27.433**	5
12	**23**	J	2	Joe ELLIS	Kawasaki -	**10**	14:54.962	**36.212**	0.080	79.45	**1:28.081**	3
13	**4**	J	3	James DUTTON	Kawasaki -	**10**	14:55.322	**36.572**	0.360	79.42	**1:28.297**	7
14	**888**	S	11	Jeff MORRIS	Kawasaki -	**10**	14:55.330	**36.580**	0.008	79.42	**1:28.178**	9
15	**66**	S	12	Nick FORD	Kawasaki -	**10**	14:55.435	**36.685**	0.105	79.41	**1:28.378**	6
16	**5**	S	13	Tom STEVENS	Kawasaki -	**10**	15:13.521	**54.771**	18.086	77.84	**1:28.677**	10
17	**88**	S	14	David COURT	Kawasaki -	**10**	15:19.144	**1:00.394**	5.623	77.36	**1:30.107**	7
18	**44**	S	15	Duane SUTCH	Kawasaki - Shawell Tuning and Racing Serv	**10**	15:37.290	**1:18.540**	18.146	75.86	**1:30.967**	10
19	**48**	S	16	Kevin SABBARTON	Kawasaki -	**10**	15:37.433	**1:18.683**	0.143	75.85	**1:30.818**	10
20	**33**	J	4	Jarrod WRIGHT	Kawasaki - ELP Racing	**10**	15:45.474	**1:26.724**	8.041	75.21	**1:31.529**	10
21	**122**	S	17	Paul WILSON	Kawasaki -	**10**	15:46.395	**1:27.645**	0.921	75.13	**1:32.350**	10
22	**30**	S	18	Malcolm HOWELL	Kawasaki -	**9**	14:20.331	**1 Lap**	1 Lap	74.37	**1:33.308**	9
23	**43**	S	19	Colin HALL	Kawasaki -	**9**	14:21.520	**1 Lap**	1.189	74.27	**1:33.584**	8
24	**111**	S	20	Trevor REEVE	Kawasaki -	**9**	14:37.006	**1 Lap**	15.486	72.95	**1:33.989**	4
					NOT CLASSIFIED							
DNF	**9**	S		Graham HAW	Kawasaki - Graham Haw Joinery	**6**	9:35.102	**4 Laps**	3 Laps	74.09	**1:28.383**	4

FASTEST LAP

86	S	Jamie KELMAN	Kawasaki - Fastlane motorcycles	**7**	1:24.933	83.88 mph	135.00 kph
861	J	Owen JENNER	Kawasaki -	**8**	1:26.207	82.64 mph	133.00 kph

Class S - 92.5% of Race Speed = 76.59 mph
Class J - 92.5% of Race Speed = 74.87 mph

Donington Park National
Circuit Length = 1.9790 miles
Start: 16:33 Flag 16:47 End: 16:49

Weather / Track : Bright / Dry
These results are provisional until the conclusion of any judicial and technical matters.

Clerk Of Course :		Timekeeper :

Results can be found at www.tsl-timing.com

Printed - 16:49 Sunday, 17 June 2018

BMCRC - MRO Championships 2018 - Rnd 5 @ Donington Park

Team Green Junior Cup & Senior 300

RACE 19 - LAP CHART

LAP 1 @ 16:34:48.748

NO	BEHIND	LAP TIME
86		1:29.096
20	0.351	1:29.447
861	1.846	1:30.942
99	2.139	1:31.235
29	2.618	1:31.714
65	3.944	1:33.040
67	4.682	1:33.778
28	4.822	1:33.918
6	5.270	1:34.366
22	6.122	1:35.218
38	6.524	1:35.620
4	6.647	1:35.743
66	6.765	1:35.861
9	6.862	1:35.958
23	6.883	1:35.979
888	7.023	1:36.119
5	7.344	1:36.440
122	8.902	1:37.998
48	11.296	1:40.392
88	12.235	1:41.331
43	13.546	1:42.642
33	13.936	1:43.032
44	14.111	1:43.207
111	15.269	1:44.365
30	15.369	1:44.465

LAP 2 @ 16:36:15.165

NO	BEHIND	LAP TIME
86		1:26.417
20	0.233	1:26.299
861	1.939	1:26.510
99	2.216	1:26.494
29	3.186	1:26.985
65	6.023	1:28.496
28	6.289	1:27.884
6	6.861	1:28.008
67	7.123	1:28.858
22	7.677	1:27.972
38	9.178	1:29.071
4	9.656	1:29.426
66	10.376	1:30.028
23	10.959	1:30.493
5	11.121	1:30.194
888	11.308	1:30.702
9	11.466	1:31.021
122	15.277	1:32.792
88	17.297	1:31.479
48	19.087	1:34.208
44	22.305	1:34.611
43	23.027	1:35.898
33	23.161	1:35.642
30	25.483	1:36.531
111	26.486	1:37.634

LAP 3 @ 16:37:40.339

NO	BEHIND	LAP TIME
86		1:25.174
20	0.439	1:25.380
861	3.569	1:26.804
99	3.914	1:26.872
29	4.757	1:26.745
28	8.838	1:27.723
65	9.507	1:28.658
6	9.797	1:28.110
67	10.589	1:28.640
22	11.362	1:28.859
38	12.376	1:28.372
4	12.984	1:28.502
23	13.866	1:28.081
66	14.556	1:29.354
888	15.035	1:28.901
9	15.269	1:28.977
5	19.343	1:33.396
88	22.589	1:30.466
122	24.096	1:33.993
48	28.134	1:34.221
44	30.103	1:32.972
33	32.370	1:34.383
43	33.125	1:35.272
30	34.288	1:33.979
111	35.934	1:34.622

LAP 4 @ 16:39:05.454

NO	BEHIND	LAP TIME
86		1:25.115
20	0.321	1:24.997
99	6.548	1:27.749
29	6.656	1:27.014
861	9.434	1:30.980
28	10.465	1:26.742
6	12.851	1:28.169
65	12.946	1:28.554
67	13.292	1:27.818
22	13.986	1:27.739
38	15.204	1:27.943
4	16.241	1:28.372
23	16.899	1:28.148
66	17.827	1:28.386
888	18.135	1:28.215
9	18.537	1:28.383
5	23.867	1:29.639
88	27.776	1:30.302
122	33.384	1:34.403
48	36.871	1:33.852
44	37.983	1:32.995
33	41.113	1:33.858
43	43.400	1:35.390
30	43.901	1:34.728
111	44.808	1:33.989

LAP 5 @ 16:40:31.209

NO	BEHIND	LAP TIME
86		1:25.755
20	0.196	1:25.630
99	7.719	1:26.926
29	8.170	1:27.269
861	12.365	1:28.686
28	12.664	1:27.954
6	14.530	1:27.434
65	15.499	1:28.308
67	15.737	1:28.200
22	15.873	1:27.642
38	16.882	1:27.433
4	19.973	1:29.487
23	20.756	1:29.612
888	20.944	1:28.564
66	21.049	1:28.977
9	21.608	1:28.826
5	30.346	1:32.234
88	33.355	1:31.334
122	42.407	1:34.778
48	44.424	1:33.308
44	45.074	1:32.846
33	48.468	1:33.110
43	52.685	1:35.040
30	52.776	1:34.630
111	54.853	1:35.800

LAP 6 @ 16:41:56.318

NO	BEHIND	LAP TIME
86		1:25.109
20	0.426	1:25.339
29	10.115	1:27.054
99	10.205	1:27.595
861	14.441	1:27.185
28	14.552	1:26.997
6	16.424	1:27.003
65	18.316	1:27.926
22	18.629	1:27.865
67	18.701	1:28.073
38	19.809	1:28.036
23	23.745	1:28.098
4	23.817	1:28.953
888	24.228	1:28.393
66	24.318	1:28.378
5	36.091	1:30.854
88	38.990	1:30.744
48	52.970	1:33.655
44	53.067	1:33.102
122	53.391	1:36.093
33	57.099	1:33.740
9	58.436	2:01.937 P
43	1:02.589	1:35.013
30	1:02.961	1:35.294
111	1:04.940	1:35.196

LAP 7 @ 16:43:21.251

NO	BEHIND	LAP TIME
86		1:24.933
20	0.566	1:25.073
99	12.562	1:27.290
29	12.878	1:27.696
28	15.890	1:26.271
861	16.755	1:27.247
6	18.053	1:26.562
65	21.308	1:27.925
22	21.501	1:27.805
67	22.248	1:28.480
38	22.784	1:27.908
4	27.181	1:28.297
23	27.633	1:28.821
888	27.924	1:28.629
66	28.051	1:28.666
5	43.640	1:32.482
88	44.164	1:30.107
44	59.947	1:31.813
48	1:00.341	1:32.304
122	1:04.162	1:35.704
33	1:05.206	1:33.040
30	1:12.047	1:34.019
43	1:12.636	1:34.980
111	1:18.609	1:38.602

LAP 8 @ 16:44:46.432

NO	BEHIND	LAP TIME
86		1:25.181
20	1.302	1:25.917
99	14.480	1:27.099
29	14.647	1:26.950
28	16.188	1:25.479
861	17.781	1:26.207
6	19.619	1:26.747
22	23.837	1:27.517
65	24.275	1:28.148
67	24.514	1:27.447
38	29.157	1:31.554
4	30.448	1:28.448
23	30.906	1:28.454
888	31.180	1:28.437
66	31.359	1:28.489
5	48.727	1:30.268
88	49.395	1:30.412
48	1:06.884	1:31.724
44	1:06.978	1:32.212
33	1:13.743	1:33.718
122	1:13.919	1:34.938
30	1:20.243	1:33.377
43	1:21.039	1:33.584

LAP 9 @ 16:46:11.869

NO	BEHIND	LAP TIME
86		1:25.437
20	3.018	1:27.153
111	1 Lap	1:41.097
99	16.066	1:27.023
29	16.403	1:27.193
28	16.520	1:25.769
861	18.705	1:26.361
6	21.439	1:27.257
22	25.576	1:27.176
65	26.105	1:27.267
67	26.503	1:27.426
38	33.071	1:29.351
888	33.921	1:28.178
4	34.019	1:29.008
23	34.258	1:28.789
66	34.539	1:28.617
5	52.627	1:29.337
88	55.288	1:31.330
44	1:14.106	1:32.565
48	1:14.398	1:32.951
33	1:21.728	1:33.422
122	1:21.828	1:33.346

LAP 10 @ 16:47:38.402

NO	BEHIND	LAP TIME
86		1:26.533
30	1 Lap	1:33.308
43	1 Lap	1:33.701
20	4.291	1:27.806
99	16.458	1:26.925
28	16.736	1:26.749
29	16.973	1:27.103
111	1 Lap	1:35.701
861	19.687	1:27.515
6	22.036	1:27.130
65	26.338	1:26.766
22	26.575	1:27.532
67	27.018	1:27.048
38	36.132	1:29.594
23	36.212	1:28.487
4	36.572	1:29.086
888	36.580	1:29.192
66	36.685	1:28.679
5	54.771	1:28.677
88	1:00.394	1:31.639
44	1:18.540	1:30.967
48	1:18.683	1:30.818
33	1:26.724	1:31.529
122	1:27.645	1:32.350

Weather / Track : Bright / Dry

Donington Park National
Circuit Length = 1.9790 miles
Start: 16:33 Flag 16:47 End: 16:49

BMCRC - MRO Championships 2018 - Rnd 5 @ Donington Park

Team Green Junior Cup & Senior 300

RACE 19 - SECTOR ANALYSIS

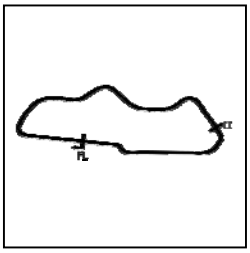

SECTOR 1 = FL to I1, SECTOR 2 = I1 to FL, DIFF = Difference To Personal Best Lap, P = Crossed Finish Line in Pit Lane, D = Time Disallowed

P1 86 S Jamie KELMAN Kawasaki - Fastlane motorcycles

IDEAL LAP TIME : BEST LAP TIME : 1:24.933 DIFFERENCE :

LAP	SECTOR 1	SECTOR 2	LAP TIME	MPH	DIFF	TIME OF DAY
1 -			1:29.096	79.96	4.163	16:34:48.748
2 -			1:26.417	82.44	1.484	16:36:15.165
3 -			1:25.174	83.64	0.241	16:37:40.339
4 -			1:25.115 (3)	83.70	0.182	16:39:05.454
5 -			1:25.755	83.08	0.822	16:40:31.209
6 -			1:25.109 (2)	83.71	0.176	16:41:56.318
7 -			***1:24.933 (1)***	***83.88***		***16:43:21.251***
8 -			1:25.181	83.64	0.248	16:44:46.432
9 -			1:25.437	83.39	0.504	16:46:11.869
10 -			1:26.533	82.33	1.600	16:47:38.402

P2 20 S Kai DICKINSON Kawasaki - www.docklandsriders.org.uk

IDEAL LAP TIME : BEST LAP TIME : 1:24.997 DIFFERENCE :

LAP	SECTOR 1	SECTOR 2	LAP TIME	MPH	DIFF	TIME OF DAY
1 -			1:29.447	79.65	4.450	16:34:49.099
2 -			1:26.299	82.55	1.302	16:36:15.398
3 -			1:25.380	83.44	0.383	16:37:40.778
4 -			***1:24.997 (1)***	***83.82***		***16:39:05.775***
5 -			1:25.630	83.20	0.633	16:40:31.405
6 -			1:25.339 (3)	83.48	0.342	16:41:56.744
7 -			1:25.073 (2)	83.74	0.076	16:43:21.817
8 -			1:25.917	82.92	0.920	16:44:47.734
9 -			1:27.153	81.74	2.156	16:46:14.887
10 -			1:27.806	81.14	2.809	16:47:42.693

P3 99 S Damian ROWLEY Kawasaki -

IDEAL LAP TIME : 1:26.494 BEST LAP TIME : 1:26.494 DIFFERENCE : 0.000

LAP	SECTOR 1	SECTOR 2	LAP TIME	MPH	DIFF	TIME OF DAY
1 -		30.875	1:31.235	78.09	4.741	16:34:50.887
2 -	***55.909***	***30.585***	***1:26.494 (1)***	***82.37***		***16:36:17.381***
3 -	56.207	30.665	1:26.872 (2)	82.01	0.378	16:37:44.253
4 -	56.499	31.250	1:27.749	81.19	1.255	16:39:12.002
5 -	56.185	30.741	1:26.926	81.96	0.432	16:40:38.928
6 -	56.470	31.125	1:27.595	81.33	1.101	16:42:06.523
7 -	56.704	30.586	1:27.290	81.62	0.796	16:43:33.813
8 -	56.258	30.841	1:27.099	81.79	0.605	16:45:00.912
9 -	56.320	30.703	1:27.023	81.87	0.529	16:46:27.935
10 -	56.212	30.713	1:26.925 (3)	81.96	0.431	16:47:54.860

P4 28 S Leon STEWART Kawasaki -

IDEAL LAP TIME : 1:25.479 BEST LAP TIME : 1:25.479 DIFFERENCE : 0.000

LAP	SECTOR 1	SECTOR 2	LAP TIME	MPH	DIFF	TIME OF DAY
1 -		31.723	1:33.918	75.85	8.439	16:34:53.570
2 -	57.002	30.882	1:27.884	81.06	2.405	16:36:21.454
3 -	56.756	30.967	1:27.723	81.21	2.244	16:37:49.177
4 -	56.056	30.686	1:26.742	82.13	1.263	16:39:15.919
5 -	56.896	31.058	1:27.954	81.00	2.475	16:40:43.873
6 -	55.797	31.200	1:26.997	81.89	1.518	16:42:10.870
7 -	55.776	30.495	1:26.271 (3)	82.58	0.792	16:43:37.141
8 -	***55.230***	***30.249***	***1:25.479 (1)***	***83.34***		***16:45:02.620***
9 -	55.357	30.412	1:25.769 (2)	83.06	0.290	16:46:28.389
10 -	55.625	31.124	1:26.749	82.12	1.270	16:47:55.138

P5 29 S Charlie STONE Kawasaki -

IDEAL LAP TIME : 1:26.721 BEST LAP TIME : 1:26.745 DIFFERENCE : 0.024

LAP	SECTOR 1	SECTOR 2	LAP TIME	MPH	DIFF	TIME OF DAY

Weather / Track : Bright / Dry

Donington Park National
Circuit Length = 1.9790 miles
Start: 16:33 Flag 16:47 End: 16:49

BMCRC - MRO Championships 2018 - Rnd 5 @ Donington Park

Team Green Junior Cup & Senior 300

RACE 19 - SECTOR ANALYSIS

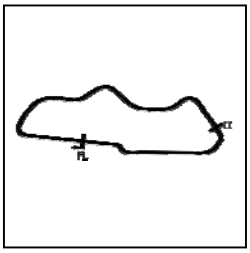

SECTOR 1 = FL to I1, SECTOR 2 = I1 to FL, DIFF = Difference To Personal Best Lap, P = Crossed Finish Line in Pit Lane, D = Time Disallowed

1 -		31.595	1:31.714		77.68	4.969	16:34:51.366
2 -	56.151	30.834	1:26.985	(3)	81.90	0.240	16:36:18.351
3 -	***55.954***	30.791	***1:26.745***	**(1)**	***82.13***		***16:37:45.096***
4 -			1:27.014		81.87	0.269	16:39:12.110
5 -	56.502	***30.767***	1:27.269		81.64	0.524	16:40:39.379
6 -	56.070	30.984	1:27.054		81.84	0.309	16:42:06.433
7 -	56.606	31.090	1:27.696		81.24	0.951	16:43:34.129
8 -	56.103	30.847	1:26.950	(2)	81.93	0.205	16:45:01.079
9 -			1:27.193		81.71	0.448	16:46:28.272
10 -	56.188	30.915	1:27.103		81.79	0.358	16:47:55.375

P6 861 J Owen JENNER Kawasaki -

IDEAL LAP TIME : 1:28.686 BEST LAP TIME : 1:26.207 DIFFERENCE : -2.479

LAP	SECTOR 1	SECTOR 2	LAP TIME		MPH	DIFF	TIME OF DAY
1 -			1:30.942		78.34	4.735	16:34:50.594
2 -			1:26.510	(3)	82.35	0.303	16:36:17.104
3 -			1:26.804		82.07	0.597	16:37:43.908
4 -			1:30.980		78.30	4.773	16:39:14.888
5 -	***57.627***	***31.059***	1:28.686		80.33	2.479	16:40:43.574
6 -			1:27.185		81.71	0.978	16:42:10.759
7 -			1:27.247		81.66	1.040	16:43:38.006
8 -			***1:26.207***	**(1)**	***82.64***		***16:45:04.213***
9 -			1:26.361	(2)	82.49	0.154	16:46:30.574
10 -			1:27.515		81.41	1.308	16:47:58.089

P7 6 S Martin COOPER Kawasaki -

IDEAL LAP TIME : 1:26.357 BEST LAP TIME : 1:26.562 DIFFERENCE : 0.205

LAP	SECTOR 1	SECTOR 2	LAP TIME		MPH	DIFF	TIME OF DAY
1 -		31.385	1:34.366		75.49	7.804	16:34:54.018
2 -	57.056	30.952	1:28.008		80.95	1.446	16:36:22.026
3 -	57.290	***30.820***	1:28.110		80.86	1.548	16:37:50.136
4 -	57.036	31.133	1:28.169		80.80	1.607	16:39:18.305
5 -	56.379	31.055	1:27.434		81.48	0.872	16:40:45.739
6 -	55.665	31.338	1:27.003	(3)	81.88	0.441	16:42:12.742
7 -	***55.537***	31.025	***1:26.562***	**(1)**	***82.30***		***16:43:39.304***
8 -	55.913	30.834	1:26.747	(2)	82.13	0.185	16:45:06.051
9 -	56.207	31.050	1:27.257		81.65	0.695	16:46:33.308
10 -	56.224	30.906	1:27.130		81.77	0.568	16:48:00.438

P8 65 S Konrad BREESE Kawasaki -

IDEAL LAP TIME : BEST LAP TIME : 1:26.766 DIFFERENCE :

LAP	SECTOR 1	SECTOR 2	LAP TIME		MPH	DIFF	TIME OF DAY
1 -			1:33.040		76.57	6.274	16:34:52.692
2 -			1:28.496		80.50	1.730	16:36:21.188
3 -			1:28.658		80.36	1.892	16:37:49.846
4 -			1:28.554		80.45	1.788	16:39:18.400
5 -			1:28.308		80.67	1.542	16:40:46.708
6 -			1:27.926		81.02	1.160	16:42:14.634
7 -			1:27.925	(3)	81.03	1.159	16:43:42.559
8 -			1:28.148		80.82	1.382	16:45:10.707
9 -			1:27.267	(2)	81.64	0.501	16:46:37.974
10 -			***1:26.766***	**(1)**	***82.11***		***16:48:04.740***

P9 22 S Samuel SMYTH Kawasaki -

IDEAL LAP TIME : BEST LAP TIME : 1:27.176 DIFFERENCE :

LAP	SECTOR 1	SECTOR 2	LAP TIME		MPH	DIFF	TIME OF DAY
1 -			1:35.218		74.82	8.042	16:34:54.870
2 -			1:27.972		80.98	0.796	16:36:22.842
3 -			1:28.859		80.17	1.683	16:37:51.701
4 -			1:27.739		81.20	0.563	16:39:19.440

Weather / Track : Bright / Dry

Donington Park National
Circuit Length = 1.9790 miles
Start: 16:33 Flag 16:47 End: 16:49

BMCRC - MRO Championships 2018 - Rnd 5 @ Donington Park

Team Green Junior Cup & Senior 300

RACE 19 - SECTOR ANALYSIS

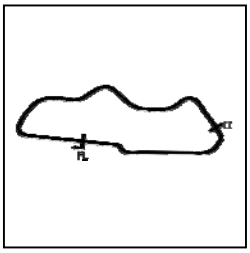

SECTOR 1 = FL to I1, SECTOR 2 = I1 to FL, DIFF = Difference To Personal Best Lap, P = Crossed Finish Line in Pit Lane, D = Time Disallowed

5 -			1:27.642	81.29	0.466	16:40:47.082
6 -			1:27.865	81.08	0.689	16:42:14.947
7 -			1:27.805	81.14	0.629	16:43:42.752
8 -			1:27.517 (2)	81.40	0.341	16:45:10.269
9 -			***1:27.176 (1)***	***81.72***		***16:46:37.445***
10 -			1:27.532 (3)	81.39	0.356	16:48:04.977

P10 67 S Tony MORRIS Kawasaki - Chippy racing team

IDEAL LAP TIME : 1:26.833 BEST LAP TIME : 1:27.048 DIFFERENCE : 0.215

LAP	SECTOR 1	SECTOR 2	LAP TIME	MPH	DIFF	TIME OF DAY
1 -		31.784	1:33.778	75.97	6.730	16:34:53.430
2 -	57.914	30.944	1:28.858	80.18	1.810	16:36:22.288
3 -	57.459	31.181	1:28.640	80.37	1.592	16:37:50.928
4 -	56.979	30.839	1:27.818	81.12	0.770	16:39:18.746
5 -	57.333	30.867	1:28.200	80.77	1.152	16:40:46.946
6 -	56.224	31.849	1:28.073	80.89	1.025	16:42:15.019
7 -	56.755	31.725	1:28.480	80.52	1.432	16:43:43.499
8 -	56.821	***30.626***	1:27.447 (3)	81.47	0.399	16:45:10.946
9 -	56.633	30.793	1:27.426 (2)	81.49	0.378	16:46:38.372
10 -	***56.207***	30.841	***1:27.048 (1)***	***81.84***		***16:48:05.420***

P11 38 S Bob COUCHMAN Kawasaki - Pinky Janey

IDEAL LAP TIME : BEST LAP TIME : 1:27.433 DIFFERENCE :

LAP	SECTOR 1	SECTOR 2	LAP TIME	MPH	DIFF	TIME OF DAY
1 -		***32.617***	1:35.620	74.50	8.187	16:34:55.272
2 -			1:29.071	79.98	1.638	16:36:24.343
3 -			1:28.372	80.62	0.939	16:37:52.715
4 -			1:27.943 (3)	81.01	0.510	16:39:20.658
5 -			***1:27.433 (1)***	***81.48***		***16:40:48.091***
6 -			1:28.036	80.92	0.603	16:42:16.127
7 -			1:27.908 (2)	81.04	0.475	16:43:44.035
8 -			1:31.554	77.81	4.121	16:45:15.589
9 -			1:29.351	79.73	1.918	16:46:44.940
10 -			1:29.594	79.52	2.161	16:48:14.534

P12 23 J Joe ELLIS Kawasaki -

IDEAL LAP TIME : 1:27.587 BEST LAP TIME : 1:28.081 DIFFERENCE : 0.494

LAP	SECTOR 1	SECTOR 2	LAP TIME	MPH	DIFF	TIME OF DAY
1 -		33.126	1:35.979	74.23	7.898	16:34:55.631
2 -	59.177	31.316	1:30.493	78.73	2.412	16:36:26.124
3 -	56.930	31.151	***1:28.081 (1)***	***80.88***		***16:37:54.205***
4 -	57.076	***31.072***	1:28.148 (3)	80.82	0.067	16:39:22.353
5 -	57.815	31.797	1:29.612	79.50	1.531	16:40:51.965
6 -	57.014	31.084	1:28.098 (2)	80.87	0.017	16:42:20.063
7 -	57.431	31.390	1:28.821	80.21	0.740	16:43:48.884
8 -	57.063	31.391	1:28.454	80.54	0.373	16:45:17.338
9 -	57.333	31.456	1:28.789	80.24	0.708	16:46:46.127
10 -	***56.515***	31.972	1:28.487	80.51	0.406	16:48:14.614

P13 4 J James DUTTON Kawasaki -

IDEAL LAP TIME : 1:27.835 BEST LAP TIME : 1:28.297 DIFFERENCE : 0.462

LAP	SECTOR 1	SECTOR 2	LAP TIME	MPH	DIFF	TIME OF DAY
1 -		32.710	1:35.743	74.41	7.446	16:34:55.395
2 -	58.345	31.081	1:29.426	79.67	1.129	16:36:24.821
3 -	57.564	30.938	1:28.502	80.50	0.205	16:37:53.323
4 -	57.502	***30.870***	1:28.372 (2)	80.62	0.075	16:39:21.695
5 -	58.264	31.223	1:29.487	79.61	1.190	16:40:51.182
6 -	57.500	31.453	1:28.953	80.09	0.656	16:42:20.135
7 -	***56.965***	31.332	***1:28.297 (1)***	***80.68***		***16:43:48.432***
8 -	57.364	31.084	1:28.448 (3)	80.55	0.151	16:45:16.880

Weather / Track : Bright / Dry

Donington Park National
Circuit Length = 1.9790 miles
Start: 16:33 Flag 16:47 End: 16:49

BMCRC - MRO Championships 2018 - Rnd 5 @ Donington Park

Team Green Junior Cup & Senior 300

RACE 19 - SECTOR ANALYSIS

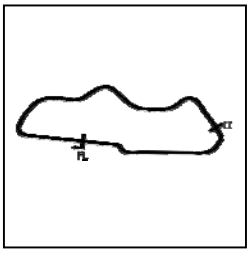

SECTOR 1 = FL to I1, SECTOR 2 = I1 to FL, DIFF = Difference To Personal Best Lap, P = Crossed Finish Line in Pit Lane, D = Time Disallowed

9 -	57.504	31.504	1:29.008	80.04	0.711	16:46:45.888
10 -	57.863	31.223	1:29.086	79.97	0.789	16:48:14.974

P14 888 S Jeff MORRIS Kawasaki -

IDEAL LAP TIME : 1:27.517 BEST LAP TIME : 1:28.178 DIFFERENCE : 0.661

LAP	SECTOR 1	SECTOR 2	LAP TIME	MPH	DIFF	TIME OF DAY
1 -		32.472	1:36.119	74.12	7.941	16:34:55.771
2 -	59.324	31.378	1:30.702	78.54	2.524	16:36:26.473
3 -	57.563	31.338	1:28.901	80.14	0.723	16:37:55.374
4 -	56.796	31.419	1:28.215 **(2)**	80.76	0.037	16:39:23.589
5 -			1:28.564	80.44	0.386	16:40:52.153
6 -	57.255	31.138	1:28.393 **(3)**	80.60	0.215	16:42:20.546
7 -	56.968	31.661	1:28.629	80.38	0.451	16:43:49.175
8 -	57.334	***31.103***	1:28.437	80.56	0.259	16:45:17.612
9 -	56.903	31.275	***1:28.178*** **(1)**	***80.79***		***16:46:45.790***
10 -	***56.414***	32.778	1:29.192	79.87	1.014	16:48:14.982

P15 66 S Nick FORD Kawasaki -

IDEAL LAP TIME : 1:28.489 BEST LAP TIME : 1:28.378 DIFFERENCE : -0.111

LAP	SECTOR 1	SECTOR 2	LAP TIME	MPH	DIFF	TIME OF DAY
1 -		32.216	1:35.861	74.32	7.483	16:34:55.513
2 -			1:30.028	79.13	1.650	16:36:25.541
3 -			1:29.354	79.73	0.976	16:37:54.895
4 -			1:28.386 **(2)**	80.60	0.008	16:39:23.281
5 -			1:28.977	80.07	0.599	16:40:52.258
6 -			***1:28.378*** **(1)**	***80.61***		***16:42:20.636***
7 -			1:28.666	80.35	0.288	16:43:49.302
8 -	***57.051***	***31.438***	1:28.489 **(3)**	80.51	0.111	16:45:17.791
9 -			1:28.617	80.39	0.239	16:46:46.408
10 -			1:28.679	80.34	0.301	16:48:15.087

P16 5 S Tom STEVENS Kawasaki -

IDEAL LAP TIME : 1:28.957 BEST LAP TIME : 1:28.677 DIFFERENCE : -0.280

LAP	SECTOR 1	SECTOR 2	LAP TIME	MPH	DIFF	TIME OF DAY
1 -		31.955	1:36.440	73.87	7.763	16:34:56.092
2 -	58.790	31.404	1:30.194	78.99	1.517	16:36:26.286
3 -	1:02.143	31.253	1:33.396	76.28	4.719	16:37:59.682
4 -	58.463	***31.176***	1:29.639 **(3)**	79.48	0.962	16:39:29.321
5 -	59.917	32.317	1:32.234	77.24	3.557	16:41:01.555
6 -			1:30.854	78.41	2.177	16:42:32.409
7 -	1:00.600	31.882	1:32.482	77.03	3.805	16:44:04.891
8 -			1:30.268	78.92	1.591	16:45:35.159
9 -	***57.781***	31.556	1:29.337 **(2)**	79.75	0.660	16:47:04.496
10 -			***1:28.677*** **(1)**	***80.34***		***16:48:33.173***

P17 88 S David COURT Kawasaki -

IDEAL LAP TIME : 1:29.770 BEST LAP TIME : 1:30.107 DIFFERENCE : 0.337

LAP	SECTOR 1	SECTOR 2	LAP TIME	MPH	DIFF	TIME OF DAY
1 -		32.632	1:41.331	70.31	11.224	16:35:00.983
2 -	59.541	31.938	1:31.479	77.88	1.372	16:36:32.462
3 -	58.212	32.254	1:30.466	78.75	0.359	16:38:02.928
4 -	58.248	32.054	1:30.302 **(2)**	78.89	0.195	16:39:33.230
5 -	58.990	32.344	1:31.334	78.00	1.227	16:41:04.564
6 -	58.695	32.049	1:30.744	78.51	0.637	16:42:35.308
7 -	***58.063***	32.044	***1:30.107*** **(1)**	***79.06***		***16:44:05.415***
8 -	58.705	***31.707***	1:30.412 **(3)**	78.80	0.305	16:45:35.827
9 -	59.105	32.225	1:31.330	78.00	1.223	16:47:07.157
10 -	59.278	32.361	1:31.639	77.74	1.532	16:48:38.796

Weather / Track : Bright / Dry

Donington Park National
Circuit Length = 1.9790 miles
Start: 16:33 Flag 16:47 End: 16:49

BMCRC - MRO Championships 2018 - Rnd 5 @ Donington Park

Team Green Junior Cup & Senior 300

RACE 19 - SECTOR ANALYSIS

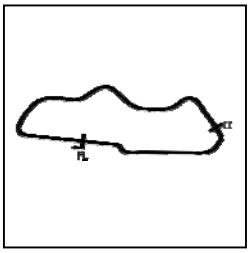

SECTOR 1 = FL to I1, SECTOR 2 = I1 to FL, DIFF = Difference To Personal Best Lap, P = Crossed Finish Line in Pit Lane, D = Time Disallowed

P18 44 S Duane SUTCH Kawasaki - Shawell Tuning and Racing Serv

IDEAL LAP TIME : 1:34.611 BEST LAP TIME : 1:30.967 DIFFERENCE : -3.644

LAP	SECTOR 1	SECTOR 2	LAP TIME	MPH	DIFF	TIME OF DAY
1 -			1:43.207	69.03	12.240	16:35:02.859
2 -	***1:01.147***	***33.464***	1:34.611	75.30	3.644	16:36:37.470
3 -			1:32.972	76.63	2.005	16:38:10.442
4 -			1:32.995	76.61	2.028	16:39:43.437
5 -			1:32.846	76.73	1.879	16:41:16.283
6 -			1:33.102	76.52	2.135	16:42:49.385
7 -			1:31.813 **(2)**	77.59	0.846	16:44:21.198
8 -			1:32.212 **(3)**	77.26	1.245	16:45:53.410
9 -			1:32.565	76.96	1.598	16:47:25.975
10 -			***1:30.967*** **(1)**	***78.32***		***16:48:56.942***

P19 48 S Kevin SABBARTON Kawasaki -

IDEAL LAP TIME : 1:30.818 BEST LAP TIME : 1:30.818 DIFFERENCE : 0.000

LAP	SECTOR 1	SECTOR 2	LAP TIME	MPH	DIFF	TIME OF DAY
1 -		33.002	1:40.392	70.96	9.574	16:35:00.044
2 -	1:01.257	32.951	1:34.208	75.62	3.390	16:36:34.252
3 -	1:01.270	32.951	1:34.221	75.61	3.403	16:38:08.473
4 -	1:00.834	33.018	1:33.852	75.91	3.034	16:39:42.325
5 -	1:00.764	32.544	1:33.308	76.35	2.490	16:41:15.633
6 -	1:00.095	33.560	1:33.655	76.07	2.837	16:42:49.288
7 -	59.830	32.474	1:32.304 **(3)**	77.18	1.486	16:44:21.592
8 -	59.382	32.342	1:31.724 **(2)**	77.67	0.906	16:45:53.316
9 -	1:00.020	32.931	1:32.951	76.64	2.133	16:47:26.267
10 -	***58.983***	***31.835***	***1:30.818*** **(1)**	***78.44***		***16:48:57.085***

P20 33 J Jarrod WRIGHT Kawasaki - ELP Racing

IDEAL LAP TIME : 1:31.529 BEST LAP TIME : 1:31.529 DIFFERENCE : 0.000

LAP	SECTOR 1	SECTOR 2	LAP TIME	MPH	DIFF	TIME OF DAY
1 -		34.031	1:43.032	69.14	11.503	16:35:02.684
2 -	1:01.333	34.309	1:35.642	74.49	4.113	16:36:38.326
3 -	1:01.626	32.757	1:34.383	75.48	2.854	16:38:12.709
4 -	1:00.612	33.246	1:33.858	75.90	2.329	16:39:46.567
5 -	1:00.433	32.677	1:33.110 **(3)**	76.51	1.581	16:41:19.677
6 -	1:00.141	33.599	1:33.740	76.00	2.211	16:42:53.417
7 -	1:00.329	32.711	1:33.040 **(2)**	76.57	1.511	16:44:26.457
8 -	1:00.429	33.289	1:33.718	76.02	2.189	16:46:00.175
9 -	1:00.483	32.939	1:33.422	76.26	1.893	16:47:33.597
10 -	***59.100***	***32.429***	***1:31.529*** **(1)**	***77.84***		***16:49:05.126***

P21 122 S Paul WILSON Kawasaki -

IDEAL LAP TIME : 1:32.336 BEST LAP TIME : 1:32.350 DIFFERENCE : 0.014

LAP	SECTOR 1	SECTOR 2	LAP TIME	MPH	DIFF	TIME OF DAY
1 -		32.480	1:37.998	72.70	5.648	16:34:57.650
2 -	***59.945***	32.847	1:32.792 **(2)**	76.78	0.442	16:36:30.442
3 -	1:01.065	32.928	1:33.993	75.79	1.643	16:38:04.435
4 -	1:01.128	33.275	1:34.403	75.47	2.053	16:39:38.838
5 -	1:01.101	33.677	1:34.778	75.17	2.428	16:41:13.616
6 -	1:01.648	34.445	1:36.093	74.14	3.743	16:42:49.709
7 -	1:02.555	33.149	1:35.704	74.44	3.354	16:44:25.413
8 -	1:01.580	33.358	1:34.938	75.04	2.588	16:46:00.351
9 -	1:00.367	32.979	1:33.346 **(3)**	76.32	0.996	16:47:33.697
10 -	59.959	***32.391***	***1:32.350*** **(1)**	***77.14***		***16:49:06.047***

P22 30 S Malcolm HOWELL Kawasaki -

IDEAL LAP TIME : 1:33.109 BEST LAP TIME : 1:33.308 DIFFERENCE : 0.199

LAP	SECTOR 1	SECTOR 2	LAP TIME	MPH	DIFF	TIME OF DAY

Weather / Track : Bright / Dry

Donington Park National
Circuit Length = 1.9790 miles
Start: 16:33 Flag 16:47 End: 16:49

BMCRC - MRO Championships 2018 - Rnd 5 @ Donington Park

Team Green Junior Cup & Senior 300

RACE 19 - SECTOR ANALYSIS

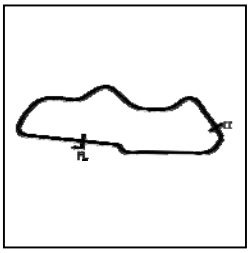

SECTOR 1 = FL to I1, SECTOR 2 = I1 to FL, DIFF = Difference To Personal Best Lap, P = Crossed Finish Line in Pit Lane, D = Time Disallowed

1 -		35.965	1:44.465		68.20	11.157	16:35:04.117
2 -	1:02.635	33.896	1:36.531		73.80	3.223	16:36:40.648
3 -	1:00.814	33.165	1:33.979	(3)	75.81	0.671	16:38:14.627
4 -			1:34.728		75.21	1.420	16:39:49.355
5 -	1:01.122	33.508	1:34.630		75.28	1.322	16:41:23.985
6 -			1:35.294		74.76	1.986	16:42:59.279
7 -	1:00.756	33.263	1:34.019		75.77	0.711	16:44:33.298
8 -	***1:00.219***	33.158	1:33.377	(2)	76.29	0.069	16:46:06.675
9 -	1:00.418	***32.890***	***1:33.308***	**(1)**	***76.35***		***16:47:39.983***

P23 43 S Colin HALL Kawasaki -

IDEAL LAP TIME : 1:34.721 BEST LAP TIME : 1:33.584 DIFFERENCE : -1.137

LAP	SECTOR 1	SECTOR 2	LAP TIME		MPH	DIFF	TIME OF DAY
1 -		34.652	1:42.642		69.41	9.058	16:35:02.294
2 -			1:35.898		74.29	2.314	16:36:38.192
3 -	1:02.042	***33.230***	1:35.272		74.78	1.688	16:38:13.464
4 -			1:35.390		74.68	1.806	16:39:48.854
5 -			1:35.040		74.96	1.456	16:41:23.894
6 -	***1:01.491***	33.522	1:35.013		74.98	1.429	16:42:58.907
7 -			1:34.980	(3)	75.01	1.396	16:44:33.887
8 -			***1:33.584***	**(1)**	***76.13***		***16:46:07.471***
9 -			1:33.701	(2)	76.03	0.117	16:47:41.172

P24 111 S Trevor REEVE Kawasaki -

IDEAL LAP TIME : 1:33.856 BEST LAP TIME : 1:33.989 DIFFERENCE : 0.133

LAP	SECTOR 1	SECTOR 2	LAP TIME		MPH	DIFF	TIME OF DAY
1 -		34.839	1:44.365		68.26	10.376	16:35:04.017
2 -	1:03.234	34.400	1:37.634		72.97	3.645	16:36:41.651
3 -	1:01.554	***33.068***	1:34.622	(2)	75.29	0.633	16:38:16.273
4 -	***1:00.788***	33.201	***1:33.989***	**(1)**	***75.80***		***16:39:50.262***
5 -	1:02.088	33.712	1:35.800		74.36	1.811	16:41:26.062
6 -	1:01.673	33.523	1:35.196	(3)	74.84	1.207	16:43:01.258
7 -	1:04.445	34.157	1:38.602		72.25	4.613	16:44:39.860
8 -	1:06.896	34.201	1:41.097		70.47	7.108	16:46:20.957
9 -	1:01.197	34.504	1:35.701		74.44	1.712	16:47:56.658

P25 9 S Graham HAW Kawasaki - Graham Haw Joinery

IDEAL LAP TIME : 1:28.258 BEST LAP TIME : 1:28.383 DIFFERENCE : 0.125

LAP	SECTOR 1	SECTOR 2	LAP TIME		MPH	DIFF	TIME OF DAY
1 -		32.671	1:35.958		74.24	7.575	16:34:55.610
2 -	59.762	31.259	1:31.021		78.27	2.638	16:36:26.631
3 -	57.523	31.454	1:28.977	(3)	80.07	0.594	16:37:55.608
4 -	57.187	***31.196***	***1:28.383***	**(1)**	***80.61***		***16:39:23.991***
5 -	***57.062***	31.764	1:28.826	(2)	80.20	0.443	16:40:52.817
6 -	1:00.253	IN PIT	2:01.937	**P**	58.42	33.554	16:42:54.754

Weather / Track : Bright / Dry

Donington Park National
Circuit Length = 1.9790 miles
Start: 16:33 Flag 16:47 End: 16:49

BMCRC - MRO Championships 2018 - Rnd 5 @ Donington Park

Team Green Junior Cup & Senior 300

RACE 19 - BEST SECTORS

	SECTOR 1			SECTOR 2			IDEAL / BEST COMPARISON					
POS	NO	NAME	TIME	NO	NAME	TIME	POS	NO	NAME	IDEAL	BEST	DIFF
									PERFECT LAP	1:25.479		
1	28	STEWART	**55.230**	28	STEWART	**30.249**	1	28	STEWART	1:25.479	1:25.479	0.000
2	6	COOPER	**55.537**	99	ROWLEY	**30.585**	2	6	COOPER	1:26.357	1:26.562	0.205
3	99	ROWLEY	**55.909**	67	MORRIS	**30.626**	3	99	ROWLEY	1:26.494	1:26.494	0.000
4	29	STONE	**55.954**	29	STONE	**30.767**	4	29	STONE	1:26.721	1:26.745	0.024
5	67	MORRIS	**56.207**	6	COOPER	**30.820**	5	67	MORRIS	1:26.833	1:27.048	0.215
6	888	MORRIS	**56.414**	4	DUTTON	**30.870**	6	888	MORRIS	1:27.517	1:28.178	0.661
7	23	ELLIS	**56.515**	861	JENNER	**31.059**	7	23	ELLIS	1:27.587	1:28.081	0.494
8	4	DUTTON	**56.965**	23	ELLIS	**31.072**	8	4	DUTTON	1:27.835	1:28.297	0.462
9	66	FORD	**57.051**	888	MORRIS	**31.103**	9	9	HAW	1:28.258	1:28.383	0.125
10	9	HAW	**57.062**	5	STEVENS	**31.176**	10	66	FORD	1:28.489	1:28.378	-0.111
11	861	JENNER	**57.627**	9	HAW	**31.196**	11	861	JENNER	1:28.686	1:26.207	-2.479
12	5	STEVENS	**57.781**	66	FORD	**31.438**	12	5	STEVENS	1:28.957	1:28.677	-0.280
13	88	COURT	**58.063**	88	COURT	**31.707**	13	88	COURT	1:29.770	1:30.107	0.337
14	48	SABBARTON	**58.983**	48	SABBARTON	**31.835**	14	48	SABBARTON	1:30.818	1:30.818	0.000
15	33	WRIGHT	**59.100**	122	WILSON	**32.391**	15	33	WRIGHT	1:31.529	1:31.529	0.000
16	122	WILSON	**59.945**	33	WRIGHT	**32.429**	16	122	WILSON	1:32.336	1:32.350	0.014
17	30	HOWELL	**1:00.219**	38	COUCHMAN	**32.617**	17	30	HOWELL	1:33.109	1:33.308	0.199
18	111	REEVE	**1:00.788**	30	HOWELL	**32.890**	18	111	REEVE	1:33.856	1:33.989	0.133
19	44	SUTCH	**1:01.147**	111	REEVE	**33.068**	19	44	SUTCH	1:34.611	1:30.967	-3.644
20	43	HALL	**1:01.491**	43	HALL	**33.230**	20	43	HALL	1:34.721	1:33.584	-1.137
21				44	SUTCH	**33.464**	21	38	COUCHMAN		1:27.433	
22							22	20	DICKINSON		1:24.997	
23							23	86	KELMAN		1:24.933	
24							24	65	BREESE		1:26.766	
25							25	22	SMYTH		1:27.176	

Weather / Track : Bright / Dry

Donington Park National
Circuit Length = 1.9790 miles
Start: 16:33 Flag 16:47 End: 16:49

Results can be found at www.tsl-timing.com

Printed - 16:49 Sunday, 17 June 2018

BMCRC-MRO Championships 2018

Reactive Parts MRO Powerbikes inc BG Products Clubman 1000

Donington National Circuit

16th & 17th June 2018

Results Provided by Timing Solutions Ltd
www.tsl-timing.com

Donington Park National

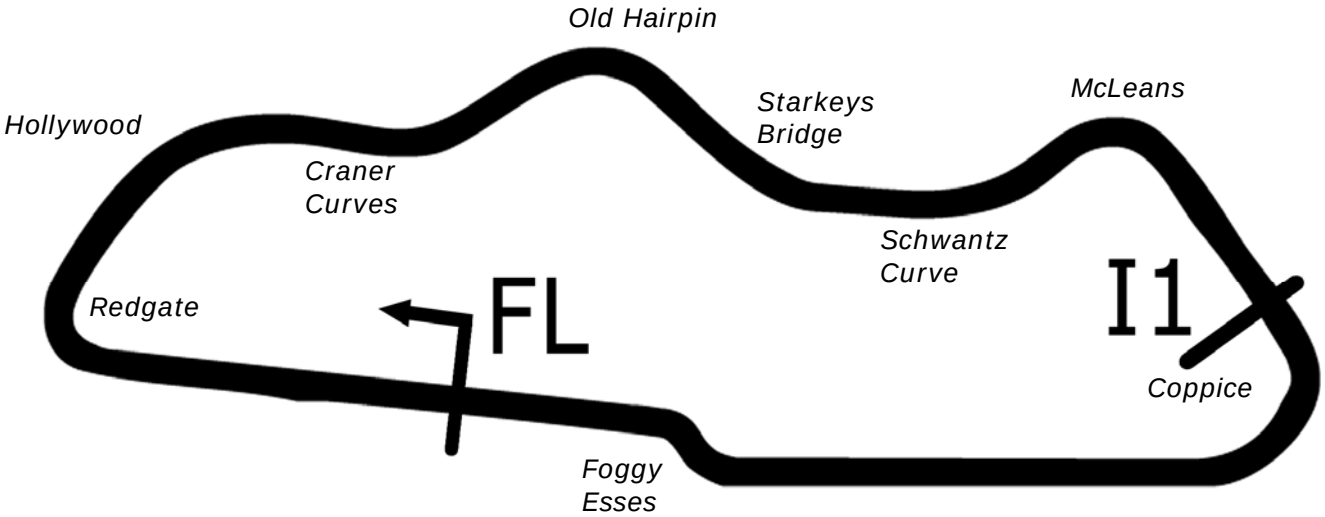

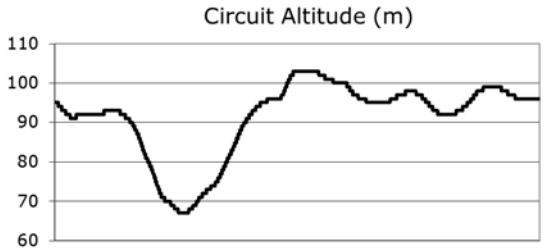

Length	1.9790 miles	3185.0 m	
FL		52.82971 N	1.37867 W
I1	2096m	52.82978 N	1.36508 W
Pit Entry	3100m	52.82951 N	1.37832 W
Pit Exit	229m after FL	52.82996 N	1.38205 W

Pit Entry–Pit Exit 287m, 17.2s @60kph, 12.9s @80kph

All results available at www.tsl-timing.com

BMCRC - MRO Championships 2018 - Rnd 5 @ Donington Park

Reactive Parts MRO Powerbikes inc BG Products Clubman 1000 & BMCRC Rookie 1000

FREE PRACTICE - CLASSIFICATION

POS	NO	CL	PIC	NAME	ENTRY	TIME	ON	LAPS	GAP	DIFF	MPH
1	175	1000	1	Mark KENDLE	Kawasaki - LiMAR OILTOOLS	1:22.186	9	9			86.68
2	62	C	1	Kevin SILVAIN	Yamaha - KSAUTOS	1:22.655	8	9	0.469	0.469	86.19
3	18	C	2	Lee LONGSTAFF	Yamaha - SMC GARAGE	1:22.968	2	6	0.782	0.313	85.87
4	166		1	Ryan GIBSON	Suzuki - JMC	1:23.018	3	6	0.832	0.050	85.82
5	40	C	3	Aiden PATMORE	Kawasaki - SW Roofing	1:23.054	5	6	0.868	0.036	85.78
6	27	C	4	Dan COX	Yamaha - GWC Joinery LTD/ DC Paintworx	1:23.849	8	8	1.663	0.795	84.96
7	2		2	Peter BAKER	Kawasaki -	1:23.903	7	7	1.717	0.054	84.91
8	110	1000	2	Peter GUNN	BMW - Cannons BMW Motorrad	1:23.942	8	8	1.756	0.039	84.87
9	75		3	Peter WOODALL	BMW - Core Projects Ltd	1:24.526	7	8	2.340	0.584	84.28
10	195	1000	3	Glenn WALSH	Kawasaki - GW ELECTRICAL	1:25.604	7	9	3.418	1.078	83.22
11	28	C	5	Kelvin HOARE	Kawasaki - Southern and Country Roofing Ltd	1:25.692	5	9	3.506	0.088	83.14
12	161	C	6	Dean ANDERSON	Honda - FOG Racing	1:25.693	9	9	3.507	0.001	83.14
13	133		4	Ben NEEVES	BMW -	1:25.910	9	9	3.724	0.217	82.93
14	82	1000	5	Matthew HAWKINS	Yamaha -	1:26.859	6	9	4.673	0.949	82.02
15	37	C	7	Aldo MORELLO	Yamaha - Bitstocks & Reveal	1:26.892	6	9	4.706	0.033	81.99
16	12		5	David COMBRINCK	Honda -	1:27.193	8	9	5.007	0.301	81.71
17	10	C	8	Paul WILBY	Yamaha - MOREMOTO	1:27.229	9	9	5.043	0.036	81.67
18	272	1000	6	Daniel JOHNSON	BMW -	1:27.572	8	8	5.386	0.343	81.35
19	15*	C	9	Mariusz SIEMIENIUK-JUZWIUK	BMW - BELMONT AUTO SERVICE	1:28.425	8	8	6.239	0.853	80.57
20	8		6	John COUGHLAN	Aprilia - BIKERSWORLD	1:28.823	8	8	6.637	0.398	80.21
21	118	1000	7	Daniel THOMPSON	Suzuki -	1:28.861	5	7	6.675	0.038	80.17
22	50	1000	8	Dan WELFORD	Suzuki - SEG Sussex Electric Gates/ Vistec systems	1:28.921	6	9	6.735	0.060	80.12
23	45	C	10	John GORDON	BMW - Flash Racing	1:29.329	6	7	7.143	0.408	79.75
24	501		7	Steve MOSES	Kawasaki - Gemini Property Group Ltd	1:29.400	4	6	7.214	0.071	79.69
25	333	C	11	Andrew HOUGHTON	Kawasaki - Greenham Kawasaki	1:29.492	4	8	7.306	0.092	79.61
26	646	1000	9	Sukhminder RAI	Aprilia - Asian Sensation	1:29.616	4	8	7.430	0.124	79.50
27	303	C	12	Adam NORTON	Honda - Cozens Smith Fabrication	1:30.247	4	5	8.061	0.631	78.94
28	39	C	13	Shane ADAMS	Kawasaki - SEMS	1:31.514	8	8	9.328	1.267	77.85
29	57	C	14	David MILLS	Kawasaki - A51 Racing	1:31.727	5	6	9.541	0.213	77.67
30	55	C	15	Paul GARNER	Yamaha - A51 Racing	1:31.732	2	3	9.546	0.005	77.66
31	25	C	16	Louis BARTLETT	Kawasaki -	1:32.827	4	5	10.641	1.095	76.75
32	59	1000	10	Dave NESTER	Bmw -	1:34.101	8	8	11.915	1.274	75.71
33	88	1000	11	Adrian CUFF	Honda - Qwikfast	1:35.682	2	2	13.496	1.581	74.46
34	129	C	17	Gareth MACKEY	Kawasaki - MSM Contracts	1:35.810	3	6	13.624	0.128	74.36
35	46	C	18	Simon GATES	Kawasaki - Team Kawafati	1:35.919	5	6	13.733	0.109	74.27
36	128	1000	12	Kevin CLARKE	Suzuki -	1:36.758	2	6	14.572	0.839	73.63
37	33		8	Michael NEEVES	BMW - Prime Factors Racing	1:44.919	2	3	22.733	8.161	67.90
38	125	C	19	Mark HART	Suzuki - Barista 23, Elmwood Coachworks, ripley carriage	1:46.119	2	3	23.933	1.200	67.13
39	147	C	20	Antony MOORE	Kawasaki - specsavers hull			0			

*** No. 15 - Please fit a working transponder for Qualifying**

Donington Park National
Circuit Length = 1.9790 miles
Start: 10:26 Flag 10:39 End: 10:41

Weather / Track : Cloudy / Wet
These results are provisional until the conclusion of any judicial and technical matters.

Clerk Of Course :		Timekeeper :

Results can be found at www.tsl-timing.com

Printed - 10:41 Saturday, 16 June 2018

BMCRC - MRO Championships 2018 - Rnd 5 @ Donington Park

Reactive Parts MRO Powerbikes inc BG Products Clubman 1000 & BMCRC Rookie 1000

FREE PRACTICE - SECTOR ANALYSIS

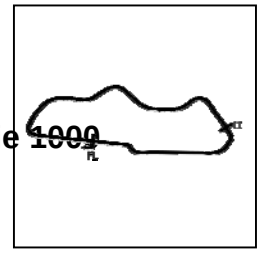

SECTOR 1 = FL to I1, SECTOR 2 = I1 to FL, DIFF = Difference To Personal Best Lap, P = Crossed Finish Line in Pit Lane, D = Time Disallowed

P1 175 1000 Mark KENDLE Kawasaki - LiMAR OILTOOLS

IDEAL LAP TIME : 1:22.186 BEST LAP TIME : 1:22.186 DIFFERENCE : 0.000

LAP	SECTOR 1	SECTOR 2	LAP TIME	MPH	DIFF	TIME OF DAY
1 -	1:08.259	33.610	1:41.869	69.93	19.683	10:28:41.801
2 -	1:02.241	30.952	1:33.193	76.45	11.007	10:30:14.994
3 -	1:02.809	31.223	1:34.032	75.76	11.846	10:31:49.026
4 -	1:00.200	28.961	1:29.161	79.90	6.975	10:33:18.187
5 -	58.804	29.694	1:28.498	80.50	6.312	10:34:46.685
6 -	58.072	29.283	1:27.355	81.55	5.169	10:36:14.040
7 -	55.504	29.152	1:24.656 **(2)**	84.15	2.470	10:37:38.696
8 -	55.722	31.515	1:27.237 **(3)**	81.66	5.051	10:39:05.933
9 -	***54.284***	***27.902***	***1:22.186*** **(1)**	***86.68***		***10:40:28.119***

P2 62 C Kevin SILVAIN Yamaha - KSAUTOS

IDEAL LAP TIME : 1:22.655 BEST LAP TIME : 1:22.655 DIFFERENCE : 0.000

LAP	SECTOR 1	SECTOR 2	LAP TIME	MPH	DIFF	TIME OF DAY
1 -	1:02.860	30.047	1:32.907	76.68	10.252	10:28:36.344
2 -	58.156	28.390	1:26.546	82.32	3.891	10:30:02.890
3 -	55.932	28.365	1:24.297	84.51	1.642	10:31:27.187
4 -	57.401	28.732	1:26.133	82.71	3.478	10:32:53.320
5 -	55.703	28.890	1:24.593	84.22	1.938	10:34:17.913
6 -	55.007	28.273	1:23.280 **(2)**	85.55	0.625	10:35:41.193
7 -	56.550	28.089	1:24.639	84.17	1.984	10:37:05.832
8 -	***54.664***	***27.991***	***1:22.655*** **(1)**	***86.19***		***10:38:28.487***
9 -	55.718	28.318	1:24.036 **(3)**	84.78	1.381	10:39:52.523

P3 18 C Lee LONGSTAFF Yamaha - SMC GARAGE

IDEAL LAP TIME : 1:22.968 BEST LAP TIME : 1:22.968 DIFFERENCE : 0.000

LAP	SECTOR 1	SECTOR 2	LAP TIME	MPH	DIFF	TIME OF DAY
1 -	1:02.491	29.085	1:31.576	77.80	8.608	10:28:26.034
2 -	***54.885***	***28.083***	***1:22.968*** **(1)**	***85.87***		***10:29:49.002***
3 -	55.747	29.111	1:24.858 **(2)**	83.95	1.890	10:31:13.860
4 -	56.715	30.482	1:27.197	81.70	4.229	10:32:41.057
5 -	57.359	29.183	1:26.542 **(3)**	82.32	3.574	10:34:07.599
6 -	59.119	IN PIT	1:40.427 **P**	70.94	17.459	10:35:48.026

P4 166 Ryan GIBSON Suzuki - JMC

IDEAL LAP TIME : 1:22.694 BEST LAP TIME : 1:23.018 DIFFERENCE : 0.324

LAP	SECTOR 1	SECTOR 2	LAP TIME	MPH	DIFF	TIME OF DAY
1 -	1:04.605	29.019	1:33.624	76.09	10.606	10:28:30.801
2 -	56.336	28.789	1:25.125 **(3)**	83.69	2.107	10:29:55.926
3 -	54.712	***28.306***	***1:23.018*** **(1)**	***85.82***		***10:31:18.944***
4 -	***54.388***	28.802	1:23.190 **(2)**	85.64	0.172	10:32:42.134
5 -	56.654	28.939	1:25.593	83.23	2.575	10:34:07.727
6 -	56.990	IN PIT	1:41.138 **P**	70.44	18.120	10:35:48.865

P5 40 C Aiden PATMORE Kawasaki - SW Roofing

IDEAL LAP TIME : 1:23.054 BEST LAP TIME : 1:23.054 DIFFERENCE : 0.000

LAP	SECTOR 1	SECTOR 2	LAP TIME	MPH	DIFF	TIME OF DAY
1 -		31.034	1:46.694	66.77	23.640	10:32:47.724
2 -	58.111	30.236	1:28.347	80.64	5.293	10:34:16.071
3 -	56.234	29.384	1:25.618 **(3)**	83.21	2.564	10:35:41.689
4 -	57.020	28.320	1:25.340 **(2)**	83.48	2.286	10:37:07.029
5 -	***55.023***	***28.031***	***1:23.054*** **(1)**	***85.78***		***10:38:30.083***
6 -	1:05.839	IN PIT	1:47.325 **P**	66.38	24.271	10:40:17.408

Weather / Track : Cloudy / Wet

Donington Park National
Circuit Length = 1.9790 miles
Start: 10:26 Flag 10:39 End: 10:41

BMCRC - MRO Championships 2018 - Rnd 5 @ Donington Park

Reactive Parts MRO Powerbikes inc BG Products Clubman 1000 & BMCRC Rookie 1000

FREE PRACTICE - SECTOR ANALYSIS

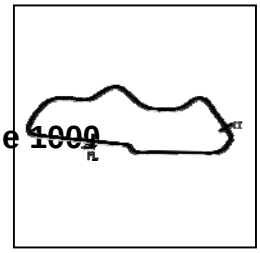

SECTOR 1 = FL to I1, SECTOR 2 = I1 to FL, DIFF = Difference To Personal Best Lap, P = Crossed Finish Line in Pit Lane, D = Time Disallowed

P6 27 C Dan COX — Yamaha - GWC Joinery LTD/ DC Paintworx

IDEAL LAP TIME : 1:23.849 BEST LAP TIME : 1:23.849 DIFFERENCE : 0.000

LAP	SECTOR 1	SECTOR 2	LAP TIME		MPH	DIFF	TIME OF DAY
1 -	1:11.353	35.684	1:47.037		66.56	23.188	10:29:05.678
2 -	1:03.533	31.396	1:34.929		75.05	11.080	10:30:40.607
3 -	59.656	30.541	1:30.197		78.98	6.348	10:32:10.804
4 -	58.179	29.875	1:28.054		80.91	4.205	10:33:38.858
5 -	58.166	29.875	1:28.041	(3)	80.92	4.192	10:35:06.899
6 -	58.559	29.638	1:28.197		80.78	4.348	10:36:35.096
7 -	57.642	28.946	1:26.588	(2)	82.28	2.739	10:38:01.684
8 -	***55.619***	***28.230***	***1:23.849***	**(1)**	***84.96***		***10:39:25.533***

P7 2 Peter BAKER — Kawasaki -

IDEAL LAP TIME : 1:23.538 BEST LAP TIME : 1:23.903 DIFFERENCE : 0.365

LAP	SECTOR 1	SECTOR 2	LAP TIME		MPH	DIFF	TIME OF DAY
1 -		33.091	1:56.911		60.94	33.008	10:30:49.708
2 -	1:03.336	32.395	1:35.731		74.42	11.828	10:32:25.439
3 -	59.274	30.068	1:29.342		79.74	5.439	10:33:54.781
4 -	59.012	30.454	1:29.466		79.63	5.563	10:35:24.247
5 -	59.155	29.926	1:29.081	(3)	79.97	5.178	10:36:53.328
6 -	55.670	***28.737***	1:24.407	(2)	84.40	0.504	10:38:17.735
7 -	***54.801***	29.102	***1:23.903***	**(1)**	***84.91***		***10:39:41.638***

P8 110 1000 Peter GUNN — BMW - Cannons BMW Motorrad

IDEAL LAP TIME : 1:23.338 BEST LAP TIME : 1:23.942 DIFFERENCE : 0.604

LAP	SECTOR 1	SECTOR 2	LAP TIME		MPH	DIFF	TIME OF DAY
1 -	1:11.887	35.172	1:47.059		66.54	23.117	10:29:09.442
2 -	1:08.392	33.352	1:41.744		70.02	17.802	10:30:51.186
3 -	1:00.108	29.176	1:29.284		79.79	5.342	10:32:20.470
4 -	58.980	29.803	1:28.783		80.24	4.841	10:33:49.253
5 -	56.555	29.213	1:25.768	(3)	83.06	1.826	10:35:15.021
6 -	56.971	29.566	1:26.537		82.33	2.595	10:36:41.558
7 -	56.115	***28.721***	1:24.836	(2)	83.98	0.894	10:38:06.394
8 -	***54.617***	29.325	***1:23.942***	**(1)**	***84.87***		***10:39:30.336***

P9 75 Peter WOODALL — BMW - Core Projects Ltd

IDEAL LAP TIME : 1:23.980 BEST LAP TIME : 1:24.526 DIFFERENCE : 0.546

LAP	SECTOR 1	SECTOR 2	LAP TIME		MPH	DIFF	TIME OF DAY
1 -	1:08.741	32.309	1:41.050		70.50	16.524	10:29:00.235
2 -	57.912	30.184	1:28.096		80.87	3.570	10:30:28.331
3 -	56.715	29.363	1:26.078	(2)	82.76	1.552	10:31:54.409
4 -	57.380	***29.219***	1:26.599		82.27	2.073	10:33:21.008
5 -	56.806	29.366	1:26.172	(3)	82.67	1.646	10:34:47.180
6 -	57.208	29.423	1:26.631		82.24	2.105	10:36:13.811
7 -	54.852	29.674	***1:24.526***	**(1)**	***84.28***		***10:37:38.337***
8 -	***54.761***	IN PIT	1:41.351	**P**	70.29	16.825	10:39:19.688

P10 195 1000 Glenn WALSH — Kawasaki - GW ELECTRICAL

IDEAL LAP TIME : 1:25.182 BEST LAP TIME : 1:25.604 DIFFERENCE : 0.422

LAP	SECTOR 1	SECTOR 2	LAP TIME		MPH	DIFF	TIME OF DAY
1 -	1:04.582	32.006	1:36.588		73.76	10.984	10:28:43.462
2 -	1:01.153	31.240	1:32.393		77.11	6.789	10:30:15.855
3 -	1:01.609	31.152	1:32.761		76.80	7.157	10:31:48.616
4 -	1:00.213	29.857	1:30.070		79.10	4.466	10:33:18.686
5 -	59.405	29.707	1:29.112		79.95	3.508	10:34:47.798
6 -	58.431	***29.581***	1:28.012	(2)	80.95	2.408	10:36:15.810
7 -	***55.601***	30.003	***1:25.604***	**(1)**	***83.22***		***10:37:41.414***
8 -	57.554	30.636	1:28.190	(3)	80.78	2.586	10:39:09.604
9 -	1:01.458	33.552	1:35.010		74.98	9.406	10:40:44.614

Weather / Track : Cloudy / Wet

Donington Park National
Circuit Length = 1.9790 miles
Start: 10:26 Flag 10:39 End: 10:41

BMCRC - MRO Championships 2018 - Rnd 5 @ Donington Park

Reactive Parts MRO Powerbikes inc BG Products Clubman 1000 & BMCRC Rookie 1000

FREE PRACTICE - SECTOR ANALYSIS

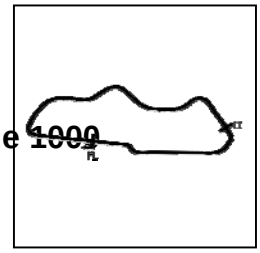

SECTOR 1 = FL to I1, SECTOR 2 = I1 to FL, DIFF = Difference To Personal Best Lap, P = Crossed Finish Line in Pit Lane, D = Time Disallowed

P11 28 C Kelvin HOARE Kawasaki - Southern and Country Roofing Ltd

IDEAL LAP TIME : 1:25.458 BEST LAP TIME : 1:25.692 DIFFERENCE : 0.234

LAP	SECTOR 1	SECTOR 2	LAP TIME	MPH	DIFF	TIME OF DAY
1 -	1:05.253	31.853	1:37.106	73.36	11.414	10:28:29.461
2 -	58.905	30.436	1:29.341	79.74	3.649	10:29:58.802
3 -	57.493	30.086	1:27.579 **(2)**	81.35	1.887	10:31:26.381
4 -	58.401	***29.643***	1:28.044	80.92	2.352	10:32:54.425
5 -	***55.815***	29.877	***1:25.692*** **(1)**	***83.14***		***10:34:20.117***
6 -	57.894	29.911	1:27.805 **(3)**	81.14	2.113	10:35:47.922
7 -	57.558	31.138	1:28.696	80.32	3.004	10:37:16.618
8 -	58.274	30.987	1:29.261	79.81	3.569	10:38:45.879
9 -	58.244	30.666	1:28.910	80.13	3.218	10:40:14.789

P12 161 C Dean ANDERSON Honda - FOG Racing

IDEAL LAP TIME : 1:24.279 BEST LAP TIME : 1:25.693 DIFFERENCE : 1.414

LAP	SECTOR 1	SECTOR 2	LAP TIME	MPH	DIFF	TIME OF DAY
1 -	1:07.883	32.469	1:40.352	70.99	14.659	10:28:31.009
2 -	1:04.407	31.409	1:35.816	74.35	10.123	10:30:06.825
3 -	1:03.607	31.315	1:34.922	75.05	9.229	10:31:41.747
4 -	1:02.267	30.618	1:32.885	76.70	7.192	10:33:14.632
5 -	59.587	30.302	1:29.889	79.26	4.196	10:34:44.521
6 -	1:00.337	30.366	1:30.703	78.54	5.010	10:36:15.224
7 -	***55.712***	30.199	1:25.911 **(2)**	82.93	0.218	10:37:41.135
8 -	56.982	29.076	1:26.058 **(3)**	82.78	0.365	10:39:07.193
9 -	57.126	***28.567***	***1:25.693*** **(1)**	***83.14***		***10:40:32.886***

P13 133 Ben NEEVES BMW -

IDEAL LAP TIME : 1:25.910 BEST LAP TIME : 1:25.910 DIFFERENCE : 0.000

LAP	SECTOR 1	SECTOR 2	LAP TIME	MPH	DIFF	TIME OF DAY
1 -	1:05.960	32.602	1:38.562	72.28	12.652	10:28:38.128
2 -	59.738	30.375	1:30.113	79.06	4.203	10:30:08.241
3 -	59.700	31.472	1:31.172	78.14	5.262	10:31:39.413
4 -	59.966	31.210	1:31.176	78.14	5.266	10:33:10.589
5 -	58.582	30.569	1:29.151	79.91	3.241	10:34:39.740
6 -	58.365	30.566	1:28.931 **(3)**	80.11	3.021	10:36:08.671
7 -	57.695	30.277	1:27.972 **(2)**	80.98	2.062	10:37:36.643
8 -	57.830	32.068	1:29.898	79.25	3.988	10:39:06.541
9 -	***56.137***	***29.773***	***1:25.910*** **(1)**	***82.93***		***10:40:32.451***

P14 82 1000 Matthew HAWKINS Yamaha -

IDEAL LAP TIME : 1:26.168 BEST LAP TIME : 1:26.859 DIFFERENCE : 0.691

LAP	SECTOR 1	SECTOR 2	LAP TIME	MPH	DIFF	TIME OF DAY
1 -	1:08.581	33.483	1:42.064	69.80	15.205	10:28:40.243
2 -	1:02.337	31.053	1:33.390	76.28	6.531	10:30:13.633
3 -	1:03.599	32.576	1:36.175	74.07	9.316	10:31:49.808
4 -	1:02.010	31.023	1:33.033	76.58	6.174	10:33:22.841
5 -	58.960	29.828	1:28.788	80.24	1.929	10:34:51.629
6 -	57.577	***29.282***	***1:26.859*** **(1)**	***82.02***		***10:36:18.488***
7 -	57.791	30.441	1:28.232 **(3)**	80.74	1.373	10:37:46.720
8 -	***56.886***	30.487	1:27.373 **(2)**	81.54	0.514	10:39:14.093
9 -	58.919	29.923	1:28.842	80.19	1.983	10:40:42.935

P15 37 C Aldo MORELLO Yamaha - Bitstocks & Reveal

IDEAL LAP TIME : 1:26.084 BEST LAP TIME : 1:26.892 DIFFERENCE : 0.808

LAP	SECTOR 1	SECTOR 2	LAP TIME	MPH	DIFF	TIME OF DAY
1 -	1:04.052	32.060	1:36.112	74.12	9.220	10:28:46.161
2 -	1:00.930	31.169	1:32.099	77.35	5.207	10:30:18.260
3 -	1:00.971	31.779	1:32.750	76.81	5.858	10:31:51.010

Weather / Track : Cloudy / Wet

Donington Park National
Circuit Length = 1.9790 miles
Start: 10:26 Flag 10:39 End: 10:41

BMCRC - MRO Championships 2018 - Rnd 5 @ Donington Park

Reactive Parts MRO Powerbikes inc BG Products Clubman 1000 & BMCRC Rookie 1000

FREE PRACTICE - SECTOR ANALYSIS

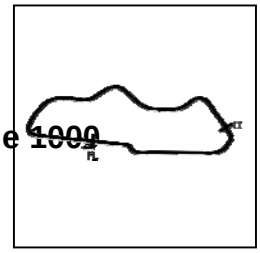

SECTOR 1 = FL to I1, SECTOR 2 = I1 to FL, DIFF = Difference To Personal Best Lap, P = Crossed Finish Line in Pit Lane, D = Time Disallowed

4 -	1:01.469	31.209	1:32.678		76.87	5.786	10:33:23.688
5 -	58.788	29.586	1:28.374	(2)	80.61	1.482	10:34:52.062
6 -	57.610	29.282	***1:26.892***	***(1)***	***81.99***		***10:36:18.954***
7 -	57.609	30.844	1:28.453	(3)	80.54	1.561	10:37:47.407
8 -	59.807	***28.903***	1:28.710		80.31	1.818	10:39:16.117
9 -	***57.181***	31.884	1:29.065		79.99	2.173	10:40:45.182

P16 12 David COMBRINCK Honda -

IDEAL LAP TIME : 1:26.015 BEST LAP TIME : 1:27.193 DIFFERENCE : 1.178

LAP	SECTOR 1	SECTOR 2	LAP TIME		MPH	DIFF	TIME OF DAY
1 -	1:10.408	33.966	1:44.374		68.26	17.181	10:28:38.672
2 -	1:01.792	31.345	1:33.137		76.49	5.944	10:30:11.809
3 -	1:00.818	30.631	1:31.449		77.90	4.256	10:31:43.258
4 -	58.786	31.043	1:29.829		79.31	2.636	10:33:13.087
5 -	58.689	30.697	1:29.386	(3)	79.70	2.193	10:34:42.473
6 -	57.942	***29.757***	1:27.699	(2)	81.23	0.506	10:36:10.172
7 -	58.167	31.444	1:29.611		79.50	2.418	10:37:39.783
8 -	***56.258***	30.935	***1:27.193***	***(1)***	***81.71***		***10:39:06.976***
9 -	58.971	IN PIT	1:36.377	**P**	73.92	9.184	10:40:43.353

P17 10 C Paul WILBY Yamaha - MOREMOTO

IDEAL LAP TIME : 1:26.087 BEST LAP TIME : 1:27.229 DIFFERENCE : 1.142

LAP	SECTOR 1	SECTOR 2	LAP TIME		MPH	DIFF	TIME OF DAY
1 -	1:04.209	32.478	1:36.687		73.68	9.458	10:28:45.250
2 -	1:00.114	31.378	1:31.492		77.87	4.263	10:30:16.742
3 -	1:01.470	31.902	1:33.372		76.30	6.143	10:31:50.114
4 -	59.896	30.042	1:29.938		79.21	2.709	10:33:20.052
5 -	58.734	29.808	1:28.542		80.46	1.313	10:34:48.594
6 -	58.875	29.902	1:28.777		80.25	1.548	10:36:17.371
7 -	58.305	30.014	1:28.319	(3)	80.66	1.090	10:37:45.690
8 -	***56.878***	30.457	1:27.335	(2)	81.57	0.106	10:39:13.025
9 -	58.020	***29.209***	***1:27.229***	***(1)***	***81.67***		***10:40:40.254***

P18 272 1000 Daniel JOHNSON BMW -

IDEAL LAP TIME : 1:27.572 BEST LAP TIME : 1:27.572 DIFFERENCE : 0.000

LAP	SECTOR 1	SECTOR 2	LAP TIME		MPH	DIFF	TIME OF DAY
1 -	1:12.325	35.978	1:48.303		65.78	20.731	10:29:05.287
2 -	1:09.514	32.795	1:42.309		69.63	14.737	10:30:47.596
3 -	1:04.042	30.411	1:34.453		75.43	6.881	10:32:22.049
4 -	59.686	30.677	1:30.363		78.84	2.791	10:33:52.412
5 -	1:01.098	30.917	1:32.015		77.42	4.443	10:35:24.427
6 -	59.898	30.348	1:30.246	(3)	78.94	2.674	10:36:54.673
7 -	58.818	29.429	1:28.247	(2)	80.73	0.675	10:38:22.920
8 -	***58.181***	***29.391***	***1:27.572***	***(1)***	***81.35***		***10:39:50.492***

P19 15 C Mariusz SIEMIENIUK-JUZWIUK BMW - BELMONT AUTO SERVICE

IDEAL LAP TIME : BEST LAP TIME : 1:28.425 DIFFERENCE :

LAP	SECTOR 1	SECTOR 2	LAP TIME		MPH	DIFF	TIME OF DAY
1 -			1:48.547		65.63	20.122	10:29:02.046
2 -			1:35.363		74.71	6.938	10:30:37.409
3 -			1:33.490		76.20	5.065	10:32:10.899
4 -			1:32.811		76.76	4.386	10:33:43.710
5 -			1:31.452		77.90	3.027	10:35:15.162
6 -			1:29.625	(3)	79.49	1.200	10:36:44.787
7 -			1:28.515	(2)	80.49	0.090	10:38:13.302
8 -			***1:28.425***	***(1)***	***80.57***		***10:39:41.727***

Weather / Track : Cloudy / Wet

Donington Park National
Circuit Length = 1.9790 miles
Start: 10:26 Flag 10:39 End: 10:41

BMCRC - MRO Championships 2018 - Rnd 5 @ Donington Park

Reactive Parts MRO Powerbikes inc BG Products Clubman 1000 & BMCRC Rookie 1000

FREE PRACTICE - SECTOR ANALYSIS

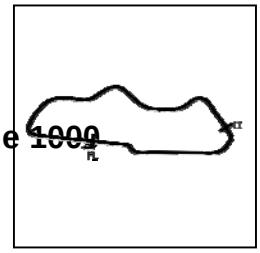

SECTOR 1 = FL to I1, SECTOR 2 = I1 to FL, DIFF = Difference To Personal Best Lap, P = Crossed Finish Line in Pit Lane, D = Time Disallowed

P20 8 John COUGHLAN Aprilia - BIKERSWORLD

IDEAL LAP TIME : 1:28.823 BEST LAP TIME : 1:28.823 DIFFERENCE : 0.000

LAP	SECTOR 1	SECTOR 2	LAP TIME		MPH	DIFF	TIME OF DAY
1 -	1:14.556	37.419	1:51.975		63.62	23.152	10:29:04.998
2 -	1:08.148	32.069	1:40.217		71.09	11.394	10:30:45.215
3 -	1:03.638	31.256	1:34.894		75.08	6.071	10:32:20.109
4 -	1:01.164	31.099	1:32.263		77.22	3.440	10:33:52.372
5 -	59.699	30.864	1:30.563	(3)	78.67	1.740	10:35:22.935
6 -	1:00.954	30.600	1:31.554		77.81	2.731	10:36:54.489
7 -	1:00.091	30.384	1:30.475	(2)	78.74	1.652	10:38:24.964
8 -	***58.875***	***29.948***	***1:28.823***	**(1)**	***80.21***		***10:39:53.787***

P21 118 1000 Daniel THOMPSON Suzuki -

IDEAL LAP TIME : 1:28.861 BEST LAP TIME : 1:28.861 DIFFERENCE : 0.000

LAP	SECTOR 1	SECTOR 2	LAP TIME		MPH	DIFF	TIME OF DAY
1 -	1:10.519	34.149	1:44.668		68.06	15.807	10:28:37.751
2 -	1:02.212	32.587	1:34.799		75.15	5.938	10:30:12.550
3 -	1:01.626	31.169	1:32.795		76.77	3.934	10:31:45.345
4 -	1:00.137	30.846	1:30.983	(3)	78.30	2.122	10:33:16.328
5 -	***58.731***	***30.130***	***1:28.861***	**(1)**	***80.17***		***10:34:45.189***
6 -	59.055	30.993	1:30.048	(2)	79.12	1.187	10:36:15.237
7 -	59.675	IN PIT	1:46.015	**P**	67.20	17.154	10:38:01.252

P22 50 1000 Dan WELFORD Suzuki - SEG Sussex Electric Gates/ Vistec systems

IDEAL LAP TIME : 1:28.069 BEST LAP TIME : 1:28.921 DIFFERENCE : 0.852

LAP	SECTOR 1	SECTOR 2	LAP TIME		MPH	DIFF	TIME OF DAY
1 -	1:10.086	33.543	1:43.629		68.75	14.708	10:28:39.961
2 -	1:01.742	31.106	1:32.848		76.73	3.927	10:30:12.809
3 -	1:02.985	30.878	1:33.863		75.90	4.942	10:31:46.672
4 -	59.810	30.728	1:30.538		78.69	1.617	10:33:17.210
5 -	59.060	30.686	1:29.746	(2)	79.38	0.825	10:34:46.956
6 -	58.852	30.069	***1:28.921***	**(1)**	***80.12***		***10:36:15.877***
7 -	59.488	31.067	1:30.555		78.67	1.634	10:37:46.432
8 -	59.722	***30.028***	1:29.750	(3)	79.38	0.829	10:39:16.182
9 -	***58.041***	IN PIT	1:34.314	**P**	75.54	5.393	10:40:50.496

P23 45 C John GORDON BMW - Flash Racing

IDEAL LAP TIME : 1:29.030 BEST LAP TIME : 1:29.329 DIFFERENCE : 0.299

LAP	SECTOR 1	SECTOR 2	LAP TIME		MPH	DIFF	TIME OF DAY
1 -	1:05.513	33.497	1:39.010		71.95	9.681	10:28:40.793
2 -	1:02.128	32.005	1:34.133		75.68	4.804	10:30:14.926
3 -	1:01.821	31.512	1:33.333		76.33	4.004	10:31:48.259
4 -	59.266	30.537	1:29.803	(2)	79.33	0.474	10:33:18.062
5 -	59.353	30.602	1:29.955	(3)	79.20	0.626	10:34:48.017
6 -	58.921	***30.408***	***1:29.329***	**(1)**	***79.75***		***10:36:17.346***
7 -	***58.622***	IN PIT	1:43.164	**P**	69.06	13.835	10:38:00.510

P24 501 Steve MOSES Kawasaki - Gemini Property Group Ltd

IDEAL LAP TIME : 1:29.400 BEST LAP TIME : 1:29.400 DIFFERENCE : 0.000

LAP	SECTOR 1	SECTOR 2	LAP TIME		MPH	DIFF	TIME OF DAY
1 -	1:06.288	32.369	1:38.657		72.21	9.257	10:28:40.968
2 -	1:02.439	30.938	1:33.377	(3)	76.29	3.977	10:30:14.345
3 -	1:01.773	31.829	1:33.602		76.11	4.202	10:31:47.947
4 -	***59.100***	***30.300***	***1:29.400***	**(1)**	***79.69***		***10:33:17.347***
5 -	59.394	30.359	1:29.753	(2)	79.38	0.353	10:34:47.100
6 -	59.630	IN PIT	1:33.388	**P**	76.29	3.988	10:36:20.488

Weather / Track : Cloudy / Wet

Donington Park National
Circuit Length = 1.9790 miles
Start: 10:26 Flag 10:39 End: 10:41

BMCRC - MRO Championships 2018 - Rnd 5 @ Donington Park

Reactive Parts MRO Powerbikes inc BG Products Clubman 1000 & BMCRC Rookie 1000

FREE PRACTICE - SECTOR ANALYSIS

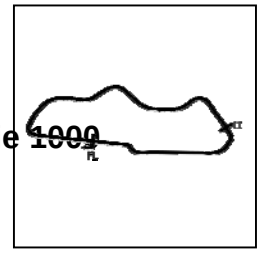

SECTOR 1 = FL to I1, SECTOR 2 = I1 to FL, DIFF = Difference To Personal Best Lap, P = Crossed Finish Line in Pit Lane, D = Time Disallowed

P25 333 C Andrew HOUGHTON Kawasaki - Greenham Kawasaki

IDEAL LAP TIME : 1:29.273 BEST LAP TIME : 1:29.492 DIFFERENCE : 0.219

LAP	SECTOR 1	SECTOR 2	LAP TIME	MPH	DIFF	TIME OF DAY
1 -	1:01.931	30.802	1:32.733	76.82	3.241	10:30:06.931
2 -	1:01.862	31.272	1:33.134	76.49	3.642	10:31:40.065
3 -	1:00.759	30.652	1:31.411	77.94	1.919	10:33:11.476
4 -	58.987	***30.505***	***1:29.492*** **(1)**	***79.61***		***10:34:40.968***
5 -	59.131	30.568	1:29.699 **(2)**	79.42	0.207	10:36:10.667
6 -	59.122	32.272	1:31.394	77.95	1.902	10:37:42.061
7 -	***58.768***	31.488	1:30.256 **(3)**	78.93	0.764	10:39:12.317
8 -	1:00.316	33.740	1:34.056	75.74	4.564	10:40:46.373

P26 646 1000 Sukhminder RAI Aprilia - Asian Sensation

IDEAL LAP TIME : 1:29.016 BEST LAP TIME : 1:29.616 DIFFERENCE : 0.600

LAP	SECTOR 1	SECTOR 2	LAP TIME	MPH	DIFF	TIME OF DAY
1 -	1:02.366	35.144	1:37.510	73.06	7.894	10:29:10.943
2 -	1:04.178	31.996	1:36.174	74.08	6.558	10:30:47.117
3 -	1:00.030	31.408	1:31.438 **(2)**	77.91	1.822	10:32:18.555
4 -	***58.202***	31.414	***1:29.616*** **(1)**	***79.50***		***10:33:48.171***
5 -	1:02.013	32.658	1:34.671	75.25	5.055	10:35:22.842
6 -	1:01.948	***30.814***	1:32.762	76.80	3.146	10:36:55.604
7 -	59.473	32.493	1:31.966 **(3)**	77.47	2.350	10:38:27.570
8 -	1:01.362	37.149	1:38.511	72.32	8.895	10:40:06.081

P27 303 C Adam NORTON Honda - Cozens Smith Fabrication

IDEAL LAP TIME : 1:30.043 BEST LAP TIME : 1:30.247 DIFFERENCE : 0.204

LAP	SECTOR 1	SECTOR 2	LAP TIME	MPH	DIFF	TIME OF DAY
1 -	1:09.610	32.259	1:41.869	69.93	11.622	10:28:36.312
2 -	1:02.257	32.047	1:34.304 **(3)**	75.54	4.057	10:30:10.616
3 -	1:00.175	31.314	1:31.489 **(2)**	77.87	1.242	10:31:42.105
4 -	59.211	***31.036***	***1:30.247*** **(1)**	***78.94***		***10:33:12.352***
5 -	***59.007***	IN PIT	1:35.842 **P**	74.33	5.595	10:34:48.194

P28 39 C Shane ADAMS Kawasaki - SEMS

IDEAL LAP TIME : 1:31.220 BEST LAP TIME : 1:31.514 DIFFERENCE : 0.294

LAP	SECTOR 1	SECTOR 2	LAP TIME	MPH	DIFF	TIME OF DAY
1 -	1:11.894	35.170	1:47.064	66.54	15.550	10:29:09.173
2 -	1:08.355	33.879	1:42.234	69.68	10.720	10:30:51.407
3 -	1:03.253	32.291	1:35.544	74.56	4.030	10:32:26.951
4 -	1:04.076	32.387	1:36.463	73.85	4.949	10:34:03.414
5 -	1:02.805	32.663	1:35.468	74.62	3.954	10:35:38.882
6 -	1:00.544	***31.071***	1:31.615 **(2)**	77.76	0.101	10:37:10.497
7 -	1:01.727	31.388	1:33.115 **(3)**	76.51	1.601	10:38:43.612
8 -	***1:00.149***	31.365	***1:31.514*** **(1)**	***77.85***		***10:40:15.126***

P29 57 C David MILLS Kawasaki - A51 Racing

IDEAL LAP TIME : 1:30.812 BEST LAP TIME : 1:31.727 DIFFERENCE : 0.915

LAP	SECTOR 1	SECTOR 2	LAP TIME	MPH	DIFF	TIME OF DAY
1 -	1:06.960	32.695	1:39.655	71.49	7.928	10:28:49.492
2 -	1:02.026	31.484	1:33.510	76.19	1.783	10:30:23.002
3 -	1:00.830	31.157	1:31.987 **(2)**	77.45	0.260	10:31:54.989
4 -	1:00.774	31.214	1:31.988 **(3)**	77.45	0.261	10:33:26.977
5 -	1:00.874	***30.853***	***1:31.727*** **(1)**	***77.67***		***10:34:58.704***
6 -	***59.959***	32.144	1:32.103	77.35	0.376	10:36:30.807

P30 55 C Paul GARNER Yamaha - A51 Racing

IDEAL LAP TIME : 1:31.732 BEST LAP TIME : 1:31.732 DIFFERENCE : 0.000

LAP	SECTOR 1	SECTOR 2	LAP TIME	MPH	DIFF	TIME OF DAY

Weather / Track : Cloudy / Wet

Donington Park National
Circuit Length = 1.9790 miles
Start: 10:26 Flag 10:39 End: 10:41

BMCRC - MRO Championships 2018 - Rnd 5 @ Donington Park

Reactive Parts MRO Powerbikes inc BG Products Clubman 1000 & BMCRC Rookie 1000

FREE PRACTICE - SECTOR ANALYSIS

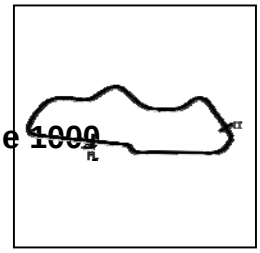

SECTOR 1 = FL to I1, SECTOR 2 = I1 to FL, DIFF = Difference To Personal Best Lap, P = Crossed Finish Line in Pit Lane, D = Time Disallowed

1 -	1:04.539	31.777	1:36.316	(3)	73.97	4.584	10:28:45.481
2 -	***1:01.040***	***30.692***	***1:31.732***	**(1)**	***77.66***		***10:30:17.213***
3 -	1:01.648	31.836	1:33.484	**(2)**	76.21	1.752	10:31:50.697

P31 25 C Louis BARTLETT

Kawasaki -

IDEAL LAP TIME : 1:32.827 BEST LAP TIME : 1:32.827 DIFFERENCE : 0.000

LAP	SECTOR 1	SECTOR 2	LAP TIME		MPH	DIFF	TIME OF DAY
1 -	1:11.823	36.142	1:47.965		65.99	15.138	10:29:04.128
2 -	1:05.470	33.677	1:39.147	**(3)**	71.85	6.320	10:30:43.275
3 -	1:03.394	32.628	1:36.022	**(2)**	74.19	3.195	10:32:19.297
4 -	***1:00.594***	***32.233***	***1:32.827***	**(1)**	***76.75***		***10:33:52.124***
5 -	1:02.081	IN PIT	1:37.183	**P**	73.31	4.356	10:35:29.307

P32 59 1000 Dave NESTER

Bmw -

IDEAL LAP TIME : 1:34.057 BEST LAP TIME : 1:34.101 DIFFERENCE : 0.044

LAP	SECTOR 1	SECTOR 2	LAP TIME		MPH	DIFF	TIME OF DAY
1 -	1:15.382	37.307	1:52.689		63.22	18.588	10:29:04.099
2 -	1:11.680	35.563	1:47.243		66.43	13.142	10:30:51.342
3 -	1:07.615	33.731	1:41.346	**(3)**	70.30	7.245	10:32:32.688
4 -	1:10.068	35.410	1:45.478		67.54	11.377	10:34:18.166
5 -	1:08.061	34.174	1:42.235		69.68	8.134	10:36:00.401
6 -	1:07.706	33.750	1:41.456		70.22	7.355	10:37:41.857
7 -	1:05.805	***31.732***	1:37.537	**(2)**	73.04	3.436	10:39:19.394
8 -	***1:02.325***	31.776	***1:34.101***	**(1)**	***75.71***		***10:40:53.495***

P33 88 1000 Adrian CUFF

Honda - Qwikfast

IDEAL LAP TIME : 1:35.682 BEST LAP TIME : 1:35.682 DIFFERENCE : 0.000

LAP	SECTOR 1	SECTOR 2	LAP TIME		MPH	DIFF	TIME OF DAY
1 -		35.328	2:11.654	**(2)**	54.11	35.972	10:38:45.660
2 -	***1:02.971***	***32.711***	***1:35.682***	**(1)**	***74.46***		***10:40:21.342***

P34 129 C Gareth MACKEY

Kawasaki - MSM Contracts

IDEAL LAP TIME : 1:35.042 BEST LAP TIME : 1:35.810 DIFFERENCE : 0.768

LAP	SECTOR 1	SECTOR 2	LAP TIME		MPH	DIFF	TIME OF DAY
1 -	1:11.335	35.993	1:47.328		66.38	11.518	10:29:11.197
2 -	1:06.963	33.526	1:40.489		70.89	4.679	10:30:51.686
3 -	1:03.442	***32.368***	***1:35.810***	**(1)**	***74.36***		***10:32:27.496***
4 -	1:03.818	32.491	1:36.309	**(2)**	73.97	0.499	10:34:03.805
5 -	***1:02.674***	33.889	1:36.563	**(3)**	73.78	0.753	10:35:40.368
6 -	1:04.584	IN PIT	1:43.454	**P**	68.86	7.644	10:37:23.822

P35 46 C Simon GATES

Kawasaki - Team Kawafati

IDEAL LAP TIME : 1:34.262 BEST LAP TIME : 1:35.919 DIFFERENCE : 1.657

LAP	SECTOR 1	SECTOR 2	LAP TIME		MPH	DIFF	TIME OF DAY
1 -	1:13.031	36.229	1:49.260		65.20	13.341	10:29:05.108
2 -	1:08.992	32.813	1:41.805		69.98	5.886	10:30:46.913
3 -	1:06.897	***32.129***	1:39.026	**(3)**	71.94	3.107	10:32:25.939
4 -	1:04.397	32.457	1:36.854	**(2)**	73.56	0.935	10:34:02.793
5 -	1:02.743	33.176	***1:35.919***	**(1)**	***74.27***		***10:35:38.712***
6 -	***1:02.133***	IN PIT	1:40.705	**P**	70.74	4.786	10:37:19.417

P36 128 1000 Kevin CLARKE

Suzuki -

IDEAL LAP TIME : 1:36.254 BEST LAP TIME : 1:36.758 DIFFERENCE : 0.504

LAP	SECTOR 1	SECTOR 2	LAP TIME		MPH	DIFF	TIME OF DAY
1 -	1:09.180	32.625	1:41.805		69.98	5.047	10:28:33.757
2 -	1:04.279	32.479	***1:36.758***	**(1)**	***73.63***		***10:30:10.515***
3 -	1:04.858	32.415	1:37.273		73.24	0.515	10:31:47.788
4 -	***1:04.061***	33.028	1:37.089	**(2)**	73.38	0.331	10:33:24.877

Weather / Track : Cloudy / Wet

Donington Park National
Circuit Length = 1.9790 miles
Start: 10:26 Flag 10:39 End: 10:41

BMCRC - MRO Championships 2018 - Rnd 5 @ Donington Park

Reactive Parts MRO Powerbikes inc BG Products Clubman 1000 & BMCRC Rookie 1000

FREE PRACTICE - SECTOR ANALYSIS

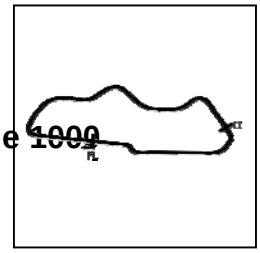

SECTOR 1 = FL to I1, SECTOR 2 = I1 to FL, DIFF = Difference To Personal Best Lap, P = Crossed Finish Line in Pit Lane, D = Time Disallowed

5 -	1:04.428	32.808	1:37.236	**(3)**	73.27	0.478	10:35:02.113
6 -	1:05.046	***32.193***	1:37.239		73.26	0.481	10:36:39.352

P37 33 Michael NEEVES BMW - Prime Factors Racing

IDEAL LAP TIME : 1:44.919 BEST LAP TIME : 1:44.919 DIFFERENCE : 0.000

LAP	SECTOR 1	SECTOR 2	LAP TIME		MPH	DIFF	TIME OF DAY
1 -	1:15.987	39.027	1:55.014	**(2)**	61.94	10.095	10:29:12.018
2 -	***1:09.821***	***35.098***	***1:44.919***	**(1)**	***67.90***		***10:30:56.937***
3 -	1:10.403	IN PIT	1:55.784	**P**	61.53	10.865	10:32:52.721

P38 125 C Mark HART Suzuki - Barista 23, Elmwood Coachworks, ripley carriage comp

IDEAL LAP TIME : 1:46.119 BEST LAP TIME : 1:46.119 DIFFERENCE : 0.000

LAP	SECTOR 1	SECTOR 2	LAP TIME		MPH	DIFF	TIME OF DAY
1 -	1:14.966	35.763	1:50.729	**(2)**	64.34	4.610	10:29:08.362
2 -	***1:11.318***	***34.801***	***1:46.119***	**(1)**	***67.13***		***10:30:54.481***
3 -	1:11.870	IN PIT	1:51.056	**P**	64.15	4.937	10:32:45.537

Weather / Track : Cloudy / Wet

Donington Park National
Circuit Length = 1.9790 miles
Start: 10:26 Flag 10:39 End: 10:41

BMCRC - MRO Championships 2018 - Rnd 5 @ Donington Park

Reactive Parts MRO Powerbikes inc BG Products Clubman 1000 & BMCRC Rookie 1000

FREE PRACTICE - BEST SECTORS

	SECTOR 1			SECTOR 2			IDEAL / BEST COMPARISON					
POS	NO	NAME	TIME	NO	NAME	TIME	POS	NO	NAME	IDEAL	BEST	DIFF
									PERFECT LAP	1:22.186		
1	175	KENDLE	54.284	175	KENDLE	27.902	1	175	KENDLE	1:22.186	1:22.186	0.000
2	166	GIBSON	54.388	62	SILVAIN	27.991	2	62	SILVAIN	1:22.655	1:22.655	0.000
3	110	GUNN	54.617	40	PATMORE	28.031	3	166	GIBSON	1:22.694	1:23.018	0.324
4	62	SILVAIN	54.664	18	LONGSTAFF	28.083	4	18	LONGSTAFF	1:22.968	1:22.968	0.000
5	75	WOODALL	54.761	27	COX	28.230	5	40	PATMORE	1:23.054	1:23.054	0.000
6	2	BAKER	54.801	166	GIBSON	28.306	6	110	GUNN	1:23.338	1:23.942	0.604
7	18	LONGSTAFF	54.885	161	ANDERSON	28.567	7	2	BAKER	1:23.538	1:23.903	0.365
8	40	PATMORE	55.023	110	GUNN	28.721	8	27	COX	1:23.849	1:23.849	0.000
9	195	WALSH	55.601	2	BAKER	28.737	9	75	WOODALL	1:23.980	1:24.526	0.546
10	27	COX	55.619	37	MORELLO	28.903	10	161	ANDERSON	1:24.279	1:25.693	1.414
11	161	ANDERSON	55.712	10	WILBY	29.209	11	195	WALSH	1:25.182	1:25.604	0.422
12	28	HOARE	55.815	75	WOODALL	29.219	12	28	HOARE	1:25.458	1:25.692	0.234
13	133	NEEVES	56.137	82	HAWKINS	29.282	13	133	NEEVES	1:25.910	1:25.910	0.000
14	12	COMBRINCK	56.258	272	JOHNSON	29.391	14	12	COMBRINCK	1:26.015	1:27.193	1.178
15	10	WILBY	56.878	195	WALSH	29.581	15	37	MORELLO	1:26.084	1:26.892	0.808
16	82	HAWKINS	56.886	28	HOARE	29.643	16	10	WILBY	1:26.087	1:27.229	1.142
17	37	MORELLO	57.181	12	COMBRINCK	29.757	17	82	HAWKINS	1:26.168	1:26.859	0.691
18	50	WELFORD	58.041	133	NEEVES	29.773	18	272	JOHNSON	1:27.572	1:27.572	0.000
19	272	JOHNSON	58.181	8	COUGHLAN	29.948	19	50	WELFORD	1:28.069	1:28.921	0.852
20	646	RAI	58.202	50	WELFORD	30.028	20	8	COUGHLAN	1:28.823	1:28.823	0.000
21	45	GORDON	58.622	118	THOMPSON	30.130	21	118	THOMPSON	1:28.861	1:28.861	0.000
22	118	THOMPSON	58.731	501	MOSES	30.300	22	646	RAI	1:29.016	1:29.616	0.600
23	333	HOUGHTON	58.768	45	GORDON	30.408	23	45	GORDON	1:29.030	1:29.329	0.299
24	8	COUGHLAN	58.875	333	HOUGHTON	30.505	24	333	HOUGHTON	1:29.273	1:29.492	0.219
25	303	NORTON	59.007	55	GARNER	30.692	25	501	MOSES	1:29.400	1:29.400	0.000
26	501	MOSES	59.100	646	RAI	30.814	26	303	NORTON	1:30.043	1:30.247	0.204
27	57	MILLS	59.959	57	MILLS	30.853	27	57	MILLS	1:30.812	1:31.727	0.915
28	39	ADAMS	1:00.149	303	NORTON	31.036	28	39	ADAMS	1:31.220	1:31.514	0.294
29	25	BARTLETT	1:00.594	39	ADAMS	31.071	29	55	GARNER	1:31.732	1:31.732	0.000
30	55	GARNER	1:01.040	59	NESTER	31.732	30	25	BARTLETT	1:32.827	1:32.827	0.000
31	46	GATES	1:02.133	46	GATES	32.129	31	59	NESTER	1:34.057	1:34.101	0.044
32	59	NESTER	1:02.325	128	CLARKE	32.193	32	46	GATES	1:34.262	1:35.919	1.657
33	129	MACKEY	1:02.674	25	BARTLETT	32.233	33	129	MACKEY	1:35.042	1:35.810	0.768
34	88	CUFF	1:02.971	129	MACKEY	32.368	34	88	CUFF	1:35.682	1:35.682	0.000
35	128	CLARKE	1:04.061	88	CUFF	32.711	35	128	CLARKE	1:36.254	1:36.758	0.504
36	33	NEEVES	1:09.821	125	HART	34.801	36	33	NEEVES	1:44.919	1:44.919	0.000
37	125	HART	1:11.318	33	NEEVES	35.098	37	125	HART	1:46.119	1:46.119	0.000
38							38	15	SIEMIENIUK-JUZWIU		1:28.425	
39												

Weather / Track : Cloudy / Wet

Donington Park National
Circuit Length = 1.9790 miles
Start: 10:26 Flag 10:39 End: 10:41

Results can be found at www.tsl-timing.com

Printed - 10:42 Saturday, 16 June 2018

BMCRC - MRO Championships 2018 - Rnd 5 @ Donington Park

Reactive Parts MRO Powerbikes inc BG Products Clubman 1000 & BMCRC Rookie 1000

QUALIFYING - CLASSIFICATION

POS	NO	CL	PIC	NAME	ENTRY	TIME	ON	LAPS	GAP	DIFF	MPH
1	33		1	Michael NEEVES	BMW - Prime Factors Racing	1:12.750	10	12			97.93
2	76		2	Jason BYARD	Suzuki - May Construction	1:12.817	8	9	0.067	0.067	97.84
3	166		3	Ryan GIBSON	Suzuki - JMC	1:13.184	11	12	0.434	0.367	97.35
4	133		4	Ben NEEVES	BMW -	1:13.207	7	11	0.457	0.023	97.32
5	40	C	1	Aiden PATMORE	Kawasaki - SW Roofing	1:13.253	6	9	0.503	0.046	97.26
6	10	C	2	Paul WILBY	Yamaha - MOREMOTO	1:13.364	10	12	0.614	0.111	97.11
7	2*		5	Peter BAKER	Kawasaki -	1:13.430	5	9	0.680	0.066	97.02
8	62	C	3	Kevin SILVAIN	Yamaha - KSAUTOS	1:13.470	11	11	0.720	0.040	96.97
9	32		6	Martin MORRIS	Kawasaki - Morris Racing, Resolve, S.R. Hobby	1:14.498	10	10	1.748	1.028	95.63
10	147	C	4	Antony MOORE	Kawasaki - specsavers hull	1:14.583	9	12	1.833	0.085	95.52
11	75		7	Peter WOODALL	BMW - Core Projects Ltd	1:14.738	7	10	1.988	0.155	95.32
12	175	1000	1	Mark KENDLE	Kawasaki - LiMAR OILTOOLS	1:14.837	11	12	2.087	0.099	95.20
13	27	C	5	Dan COX	Yamaha - GWC Joinery LTD/ DC Paintworx	1:14.840	7	11	2.090	0.003	95.19
14	8		8	John COUGHLAN	Aprilia - BIKERSWORLD	1:14.920	12	12	2.170	0.080	95.09
15	15	C	6	Mariusz SIEMIENIUK-JUZWIUK	BMW - BELMONT AUTO SERVICE	1:14.926	6	12	2.176	0.006	95.08
16	195	1000	2	Glenn WALSH	Kawasaki - GW ELECTRICAL	1:15.227	9	11	2.477	0.301	94.70
17	37	C	7	Aldo MORELLO	Yamaha - Bitstocks & Reveal	1:15.557	12	12	2.807	0.330	94.29
18	110	1000	3	Peter GUNN	BMW - Cannons BMW Motorrad	1:15.800	10	10	3.050	0.243	93.99
19	28	C	8	Kelvin HOARE	Kawasaki - Southern and Country Roofing Ltd	1:15.930	5	9	3.180	0.130	93.83
20	272	1000	4	Daniel JOHNSON	BMW -	1:15.949	6	12	3.199	0.019	93.80
21	18	C	9	Lee LONGSTAFF	Yamaha - SMC GARAGE	1:16.039	6	9	3.289	0.090	93.69
22	9	C	10	Mark O'BRIEN	Ducati - obrienhifi.com	1:16.110	7	10	3.360	0.071	93.60
23	57	C	11	David MILLS	Kawasaki - A51 Racing	1:16.257	5	10	3.507	0.147	93.42
24	55	C	12	Paul GARNER	Yamaha - A51 Racing	1:16.293	8	10	3.543	0.036	93.38
25	42		9	Andy HORNBY	Kawasaki -	1:16.408	5	10	3.658	0.115	93.24
26	36	C	13	James LYON	Suzuki - Digitive Ltd	1:16.465	12	12	3.715	0.057	93.17
27	88*	1000	5	Adrian CUFF	Honda - Qwikfast	1:16.755	10	10	4.005	0.290	92.82
28	161	C	14	Dean ANDERSON	Honda - FOG Racing	1:17.441	10	11	4.691	0.686	92.00
29	303	C	15	Adam NORTON	Honda - Cozens Smith Fabrication	1:17.597	6	8	4.847	0.156	91.81
30	25	C	16	Louis BARTLETT	Kawasaki -	1:17.734	8	10	4.984	0.137	91.65
31	333	C	17	Andrew HOUGHTON	Kawasaki - Greenham Kawasaki	1:17.747	7	9	4.997	0.013	91.63
32	39	C	18	Shane ADAMS	Kawasaki - SEMS	1:17.759	8	10	5.009	0.012	91.62
33	12		10	David COMBRINCK	Honda -	1:17.812	9	11	5.062	0.053	91.56
34	82	1000	7	Matthew HAWKINS	Yamaha -	1:17.895	11	12	5.145	0.083	91.46
35	46	C	19	Simon GATES	Kawasaki - Team Kawafati	1:18.224	11	11	5.474	0.329	91.08
36	50	1000	8	Dan WELFORD	Suzuki - SEG Sussex Electric Gates/ Vistec systems	1:18.941	10	11	6.191	0.717	90.25
37	646	1000	9	Sukhminder RAI	Aprilia - Asian Sensation	1:18.965	8	11	6.215	0.024	90.22
38	129	C	20	Gareth MACKEY	Kawasaki - MSM Contracts	1:19.348	9	11	6.598	0.383	89.78
39	45	C	21	John GORDON	BMW - Flash Racing	1:20.863	8	11	8.113	1.515	88.10
40	118	1000	10	Daniel THOMPSON	Suzuki -	1:21.308	11	11	8.558	0.445	87.62
41	74	C	22	Andrew BURKE	Honda -	1:21.723	10	11	8.973	0.415	87.18
42	59	1000	11	Dave NESTER	Bmw -	1:21.874	8	8	9.124	0.151	87.01
43	501	C	23	Steve MOSES	Kawasaki - Gemini Property Group Ltd	1:21.901	10	11	9.151	0.027	86.99
44	128	1000	12	Kevin CLARKE	Suzuki -	1:24.042	2	2	11.292	2.141	84.77
45	25	1000	13	Mark HART	Suzuki - Barista 23, Elmwood Coachworks, ripley carriage	1:29.089	2	2	16.339	5.047	79.97

*** No. 2 - Fastest lap removed - yellow flag infringement**

Donington Park National
Circuit Length = 1.9790 miles
Start: 12:45 Flag 13:04 End: 13:08

Weather / Track : Bright / Dry
These results are provisional until the conclusion of any judicial and technical matters.

Clerk Of Course :		Timekeeper :

Results can be found at www.tsl-timing.com

Printed - 13:09 Saturday, 16 June 2018

BMCRC - MRO Championships 2018 - Rnd 5 @ Donington Park

Reactive Parts MRO Powerbikes inc BG Products Clubman 1000 & BMCRC Rookie 1000

QUALIFYING - SECTOR ANALYSIS

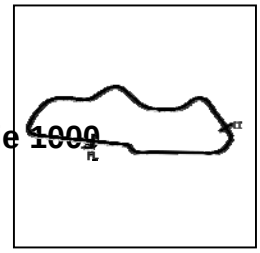

SECTOR 1 = FL to I1, SECTOR 2 = I1 to FL, DIFF = Difference To Personal Best Lap, P = Crossed Finish Line in Pit Lane, D = Time Disallowed

P1 33 Michael NEEVES BMW - Prime Factors Racing

IDEAL LAP TIME : 1:12.597 BEST LAP TIME : 1:12.750 DIFFERENCE : 0.153

LAP	SECTOR 1	SECTOR 2	LAP TIME		MPH	DIFF	TIME OF DAY
1 -	53.142	26.251	1:19.393		89.73	6.643	12:46:58.450
2 -	49.158	25.821	1:14.979		95.02	2.229	12:48:13.429
3 -	48.276	25.121	1:13.397		97.06	0.647	12:49:26.826
4 -	***47.729***	25.371	1:13.100	**(3)**	97.46	0.350	12:50:39.926
5 -	1:01.072	3:02.516	4:03.588		29.24	2:50.838	12:54:43.514
6 -	55.107	25.904	1:21.011		87.94	8.261	12:56:04.525
7 -	48.967	25.339	1:14.306		95.88	1.556	12:57:18.831
8 -	48.319	24.937	1:13.256		97.25	0.506	12:58:32.087
9 -	48.487	25.106	1:13.593		96.81	0.843	12:59:45.680
10 -	47.882	***24.868***	***1:12.750***	**(1)**	***97.93***		***13:00:58.430***
11 -	48.009	25.045	1:13.054	**(2)**	97.52	0.304	13:02:11.484
12 -	49.016	IN PIT	1:21.939	**P**	86.94	9.189	13:03:33.423

P2 76 Jason BYARD Suzuki - May Construction

IDEAL LAP TIME : 1:12.678 BEST LAP TIME : 1:12.817 DIFFERENCE : 0.139

LAP	SECTOR 1	SECTOR 2	LAP TIME		MPH	DIFF	TIME OF DAY
1 -		28.459	1:38.753		72.14	25.936	12:48:39.624
2 -	51.255	26.815	1:18.070		91.25	5.253	12:49:57.694
3 -		26.716	6:44.820		17.59	5:32.003	12:56:42.514
4 -	49.997	25.656	1:15.653		94.17	2.836	12:57:58.167
5 -	49.162	25.955	1:15.117	**(3)**	94.84	2.300	12:59:13.284
6 -	50.537	26.618	1:17.155		92.34	4.338	13:00:30.439
7 -	49.679	***25.237***	1:14.916	**(2)**	95.10	2.099	13:01:45.355
8 -	***47.441***	25.376	***1:12.817***	**(1)**	***97.84***		***13:02:58.172***
9 -	49.301	26.087	1:15.388		94.50	2.571	13:04:13.560

P3 166 Ryan GIBSON Suzuki - JMC

IDEAL LAP TIME : 1:12.996 BEST LAP TIME : 1:13.184 DIFFERENCE : 0.188

LAP	SECTOR 1	SECTOR 2	LAP TIME		MPH	DIFF	TIME OF DAY
1 -	53.787	27.321	1:21.108		87.84	7.924	12:47:05.256
2 -	50.044	25.790	1:15.834		93.95	2.650	12:48:21.090
3 -	49.210	25.779	1:14.989		95.00	1.805	12:49:36.079
4 -			5:11.576		22.86	3:58.392	12:54:47.655
5 -	55.672	27.079	1:22.751		86.09	9.567	12:56:10.406
6 -	48.965	25.538	1:14.503		95.62	1.319	12:57:24.909
7 -	48.630	26.123	1:14.753		95.30	1.569	12:58:39.662
8 -	49.015	26.288	1:15.303		94.61	2.119	12:59:54.965
9 -	48.481	25.818	1:14.299		95.89	1.115	13:01:09.264
10 -	***47.686***	25.540	1:13.226	**(2)**	97.29	0.042	13:02:22.490
11 -	47.874	***25.310***	***1:13.184***	**(1)**	***97.35***		***13:03:35.674***
12 -	48.230	25.516	1:13.746	**(3)**	96.61	0.562	13:04:49.420

P4 133 Ben NEEVES BMW -

IDEAL LAP TIME : 1:12.772 BEST LAP TIME : 1:13.207 DIFFERENCE : 0.435

LAP	SECTOR 1	SECTOR 2	LAP TIME		MPH	DIFF	TIME OF DAY
1 -	56.755	27.073	1:23.828		84.99	10.621	12:47:12.648
2 -	50.105	25.593	1:15.698		94.11	2.491	12:48:28.346
3 -	48.442	26.653	1:15.095		94.87	1.888	12:49:43.441
4 -			5:00.500		23.70	3:47.293	12:54:43.941
5 -	52.740	25.544	1:18.284		91.01	5.077	12:56:02.225
6 -	***47.475***	25.753	1:13.228	**(2)**	97.29	0.021	12:57:15.453
7 -	47.826	25.381	***1:13.207***	**(1)**	***97.32***		***12:58:28.660***
8 -	48.016	***25.297***	1:13.313	**(3)**	97.18	0.106	12:59:41.973
9 -	47.928	25.789	1:13.717		96.64	0.510	13:00:55.690
10 -	47.846	25.700	1:13.546		96.87	0.339	13:02:09.236
11 -	50.915	IN PIT	1:24.446	**P**	84.36	11.239	13:03:33.682

Weather / Track : Bright / Dry

Donington Park National
Circuit Length = 1.9790 miles
Start: 12:45 Flag 13:04 End: 13:08

BMCRC - MRO Championships 2018 - Rnd 5 @ Donington Park

Reactive Parts MRO Powerbikes inc BG Products Clubman 1000 & BMCRC Rookie 1000

QUALIFYING - SECTOR ANALYSIS

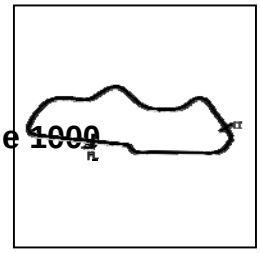

SECTOR 1 = FL to I1, SECTOR 2 = I1 to FL, DIFF = Difference To Personal Best Lap, P = Crossed Finish Line in Pit Lane, D = Time Disallowed

P5 40 C Aiden PATMORE Kawasaki - SW Roofing

IDEAL LAP TIME : 1:13.253 BEST LAP TIME : 1:13.253 DIFFERENCE : 0.000

LAP	SECTOR 1	SECTOR 2	LAP TIME	MPH	DIFF	TIME OF DAY
1 -	55.375	27.211	1:22.586	86.26	9.333	12:47:31.883
2 -	50.845	26.942	1:17.787	91.59	4.534	12:48:49.670
3 -	50.729	26.290	1:17.019	92.50	3.766	12:50:06.689
4 -	1:02.821	25.776	5:54.781	20.08	4:41.528	12:56:01.470
5 -	47.927	25.838	1:13.765 (3)	96.58	0.512	12:57:15.235
6 -	***47.758***	***25.495***	***1:13.253 (1)***	***97.26***		***12:58:28.488***
7 -	48.022	25.648	1:13.670 (2)	96.71	0.417	12:59:42.158
8 -	1:14.978	IN PIT	1:45.975 P	67.22	32.722	13:01:28.133
9 -		25.625	2:36.846	45.42	1:23.593	13:04:04.980

P6 10 C Paul WILBY Yamaha - MOREMOTO

IDEAL LAP TIME : 1:13.187 BEST LAP TIME : 1:13.364 DIFFERENCE : 0.177

LAP	SECTOR 1	SECTOR 2	LAP TIME	MPH	DIFF	TIME OF DAY
1 -	54.452	26.922	1:21.374	87.55	8.010	12:47:05.970
2 -	50.592	26.287	1:16.879	92.67	3.515	12:48:22.849
3 -	49.458	25.590	1:15.048	94.93	1.684	12:49:37.897
4 -			5:12.233	22.81	3:58.869	12:54:50.130
5 -	58.079	26.498	1:24.577	84.23	11.213	12:56:14.707
6 -	49.534	26.844	1:16.378	93.28	3.014	12:57:31.085
7 -	48.516	26.193	1:14.709	95.36	1.345	12:58:45.794
8 -	48.640	25.371	1:14.011 (3)	96.26	0.647	12:59:59.805
9 -	48.323	***25.288***	1:13.611 (2)	96.78	0.247	13:01:13.416
10 -	***47.899***	25.465	***1:13.364 (1)***	***97.11***		***13:02:26.780***
11 -	48.529	25.501	1:14.030	96.23	0.666	13:03:40.810
12 -	48.389	25.786	1:14.175	96.05	0.811	13:04:54.985

P7 2 Peter BAKER Kawasaki -

IDEAL LAP TIME : 1:11.674 BEST LAP TIME : 1:13.430 DIFFERENCE : 1.756

LAP	SECTOR 1	SECTOR 2	LAP TIME	MPH	DIFF	TIME OF DAY
1 -		28.566	1:39.472	71.62	26.042	12:48:39.560
2 -	50.030	27.682	1:17.712	91.68	4.282	12:49:57.272
3 -		26.213	6:43.553	17.65	5:30.123	12:56:40.825
4 -	48.065	25.568	1:13.633 (2)	96.75	0.203	12:57:54.458
5 -	47.946	25.484	***1:13.430 (1)***	***97.02***		***12:59:07.888***
6 -	47.316	35.285	1:22.601	86.25	9.171	13:00:30.489
7 -	50.590	25.773	1:16.363	93.29	2.933	13:01:46.852
8 -	***46.582***	***25.092***	~~1:11.674~~ D	99.40		13:02:58.526
9 -	48.125	25.926	1:14.051 (3)	96.21	0.621	13:04:12.577

P8 62 C Kevin SILVAIN Yamaha - KSAUTOS

IDEAL LAP TIME : 1:13.370 BEST LAP TIME : 1:13.470 DIFFERENCE : 0.100

LAP	SECTOR 1	SECTOR 2	LAP TIME	MPH	DIFF	TIME OF DAY
1 -	54.108	26.110	1:20.218	88.81	6.748	12:47:07.823
2 -	49.933	26.375	1:16.308	93.36	2.838	12:48:24.131
3 -	49.563	26.151	1:15.714	94.09	2.244	12:49:39.845
4 -		25.958	6:46.267	17.53	5:32.797	12:56:26.112
5 -	49.335	25.821	1:15.156	94.79	1.686	12:57:41.268
6 -	49.668	25.795	1:15.463	94.41	1.993	12:58:56.731
7 -	48.516	25.344	1:13.860 (2)	96.46	0.390	13:00:10.591
8 -	48.431	25.912	1:14.343	95.83	0.873	13:01:24.934
9 -	49.326	25.401	1:14.727	95.34	1.257	13:02:39.661
10 -	48.629	25.472	1:14.101 (3)	96.14	0.631	13:03:53.762
11 -	48.203	***25.267***	***1:13.470 (1)***	***96.97***		***13:05:07.232***

Weather / Track : Bright / Dry

Donington Park National
Circuit Length = 1.9790 miles
Start: 12:45 Flag 13:04 End: 13:08

BMCRC - MRO Championships 2018 - Rnd 5 @ Donington Park

Reactive Parts MRO Powerbikes inc BG Products Clubman 1000 & BMCRC Rookie 1000

QUALIFYING - SECTOR ANALYSIS

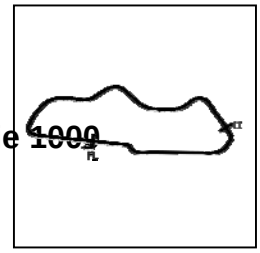

SECTOR 1 = FL to I1, SECTOR 2 = I1 to FL, DIFF = Difference To Personal Best Lap, P = Crossed Finish Line in Pit Lane, D = Time Disallowed

P9 32 Martin MORRIS — Kawasaki - Morris Racing, Resolve, S.R. Hobby

IDEAL LAP TIME : 1:14.498 BEST LAP TIME : 1:14.498 DIFFERENCE : 0.000

LAP	SECTOR 1	SECTOR 2	LAP TIME	MPH	DIFF	TIME OF DAY
1 -	58.447	28.300	1:26.747	82.13	12.249	12:47:16.046
2 -	52.903	26.915	1:19.818	89.26	5.320	12:48:35.864
3 -	53.758	27.885	1:21.643	87.26	7.145	12:49:57.507
4 -		27.833	6:31.952	18.17	5:17.454	12:56:29.459
5 -	52.056	26.188	1:18.244	91.05	3.746	12:57:47.703
6 -	52.140	25.798	1:17.938	91.41	3.440	12:59:05.641
7 -	49.405	26.219	1:15.624 **(3)**	94.21	1.126	13:00:21.265
8 -	49.212	26.412	1:15.624 **(3)**	94.21	1.126	13:01:36.889
9 -	49.371	25.796	1:15.167 **(2)**	94.78	0.669	13:02:52.056
10 -	***48.771***	***25.727***	***1:14.498*** **(1)**	***95.63***		***13:04:06.554***

P10 147 C Antony MOORE — Kawasaki - specsavers hull

IDEAL LAP TIME : 1:14.252 BEST LAP TIME : 1:14.583 DIFFERENCE : 0.331

LAP	SECTOR 1	SECTOR 2	LAP TIME	MPH	DIFF	TIME OF DAY
1 -	54.427	27.046	1:21.473	87.44	6.890	12:47:05.801
2 -	50.649	26.266	1:16.915	92.63	2.332	12:48:22.716
3 -	50.652	26.607	1:17.259	92.21	2.676	12:49:39.975
4 -			5:04.515	23.39	3:49.932	12:54:44.490
5 -	55.068	26.350	1:21.418	87.50	6.835	12:56:05.908
6 -	50.046	25.840	1:15.886	93.88	1.303	12:57:21.794
7 -	50.997	29.268	1:20.265	88.76	5.682	12:58:42.059
8 -	53.178	26.477	1:19.655	89.44	5.072	13:00:01.714
9 -	48.715	25.868	***1:14.583*** **(1)**	***95.52***		***13:01:16.297***
10 -	***48.515***	26.098	1:14.613 **(2)**	95.48	0.030	13:02:30.910
11 -	49.144	***25.737***	1:14.881 **(3)**	95.14	0.298	13:03:45.791
12 -	49.530	26.065	1:15.595	94.24	1.012	13:05:01.386

P11 75 Peter WOODALL — BMW - Core Projects Ltd

IDEAL LAP TIME : 1:14.738 BEST LAP TIME : 1:14.738 DIFFERENCE : 0.000

LAP	SECTOR 1	SECTOR 2	LAP TIME	MPH	DIFF	TIME OF DAY
1 -	52.574	26.854	1:19.428	89.69	4.690	12:47:38.564
2 -	52.198	27.250	1:19.448	89.67	4.710	12:48:58.012
3 -	51.125	26.508	1:17.633	91.77	2.895	12:50:15.645
4 -	55.354	3:37.873	4:33.227	26.07	3:18.489	12:54:48.872
5 -	57.216	26.799	1:24.015	84.80	9.277	12:56:12.887
6 -	50.815	26.680	1:17.495	91.93	2.757	12:57:30.382
7 -	***48.567***	***26.171***	***1:14.738*** **(1)**	***95.32***		***12:58:45.120***
8 -	49.038	26.216	1:15.254 **(2)**	94.67	0.516	13:00:00.374
9 -	49.412	26.427	1:15.839 **(3)**	93.94	1.101	13:01:16.213
10 -	51.074	IN PIT	1:22.868 **P**	85.97	8.130	13:02:39.081

P12 175 1000 Mark KENDLE — Kawasaki - LiMAR OILTOOLS

IDEAL LAP TIME : 1:14.837 BEST LAP TIME : 1:14.837 DIFFERENCE : 0.000

LAP	SECTOR 1	SECTOR 2	LAP TIME	MPH	DIFF	TIME OF DAY
1 -	1:00.297	28.844	1:29.141	79.92	14.304	12:47:14.529
2 -	53.787	27.337	1:21.124	87.82	6.287	12:48:35.653
3 -	54.886	29.884	1:24.770	84.04	9.933	12:50:00.423
4 -	52.198	3:50.594	4:42.792	25.19	3:27.955	12:54:43.215
5 -	54.469	26.723	1:21.192	87.75	6.355	12:56:04.407
6 -	50.101	25.988	1:16.089 **(3)**	93.63	1.252	12:57:20.496
7 -	50.617	26.176	1:16.793	92.77	1.956	12:58:37.289
8 -	50.871	26.323	1:17.194	92.29	2.357	12:59:54.483
9 -	51.362	26.290	1:17.652	91.75	2.815	13:01:12.135
10 -	49.842	25.730	1:15.572 **(2)**	94.27	0.735	13:02:27.707
11 -	***49.207***	***25.630***	***1:14.837*** **(1)**	***95.20***		***13:03:42.544***
12 -	52.906	31.089	1:23.995	84.82	9.158	13:05:06.539

Weather / Track : Bright / Dry

Donington Park National
Circuit Length = 1.9790 miles
Start: 12:45 Flag 13:04 End: 13:08

BMCRC - MRO Championships 2018 - Rnd 5 @ Donington Park

Reactive Parts MRO Powerbikes inc BG Products Clubman 1000 & BMCRC Rookie 1000

QUALIFYING - SECTOR ANALYSIS

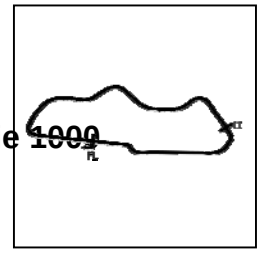

SECTOR 1 = FL to I1, SECTOR 2 = I1 to FL, DIFF = Difference To Personal Best Lap, P = Crossed Finish Line in Pit Lane, D = Time Disallowed

P13 27 C Dan COX Yamaha - GWC Joinery LTD/ DC Paintworx

IDEAL LAP TIME : 1:14.840 BEST LAP TIME : 1:14.840 DIFFERENCE : 0.000

LAP	SECTOR 1	SECTOR 2	LAP TIME	MPH	DIFF	TIME OF DAY
1 -	54.531	26.538	1:21.069	87.88	6.229	12:47:43.814
2 -	51.512	25.871	1:17.383	92.06	2.543	12:49:01.197
3 -	51.356	26.524	1:17.880	91.48	3.040	12:50:19.077
4 -		26.845	6:02.676	19.64	4:47.836	12:56:21.753
5 -	52.498	25.979	1:18.477	90.78	3.637	12:57:40.230
6 -	50.613	26.144	1:16.757	92.82	1.917	12:58:56.987
7 -	***49.313***	***25.527***	***1:14.840 (1)***	***95.19***		***13:00:11.827***
8 -	50.145	25.864	1:16.009 **(3)**	93.73	1.169	13:01:27.836
9 -	50.560	25.908	1:16.468	93.17	1.628	13:02:44.304
10 -	50.046	26.255	1:16.301	93.37	1.461	13:04:00.605
11 -	49.437	25.912	1:15.349 **(2)**	94.55	0.509	13:05:15.954

P14 8 John COUGHLAN Aprilia - BIKERSWORLD

IDEAL LAP TIME : 1:14.848 BEST LAP TIME : 1:14.920 DIFFERENCE : 0.072

LAP	SECTOR 1	SECTOR 2	LAP TIME	MPH	DIFF	TIME OF DAY
1 -	58.857	28.841	1:27.698	81.24	12.778	12:47:17.513
2 -	54.131	28.176	1:22.307	86.56	7.387	12:48:39.820
3 -	52.494	26.765	1:19.259	89.89	4.339	12:49:59.079
4 -	52.249	3:52.980	4:45.229	24.97	3:30.309	12:54:44.308
5 -	55.972	26.814	1:22.786	86.06	7.866	12:56:07.094
6 -	50.156	26.224	1:16.380	93.27	1.460	12:57:23.474
7 -	49.735	26.737	1:16.472	93.16	1.552	12:58:39.946
8 -	49.263	26.655	1:15.918 **(3)**	93.84	0.998	12:59:55.864
9 -	50.702	25.994	1:16.696	92.89	1.776	13:01:12.560
10 -	49.791	26.431	1:16.222	93.47	1.302	13:02:28.782
11 -	***49.056***	26.183	1:15.239 **(2)**	94.69	0.319	13:03:44.021
12 -	49.128	***25.792***	***1:14.920 (1)***	***95.09***		***13:04:58.941***

P15 15 C Mariusz SIEMIENIUK-JUZWIUK BMW - BELMONT AUTO SERVICE

IDEAL LAP TIME : 1:14.901 BEST LAP TIME : 1:14.926 DIFFERENCE : 0.025

LAP	SECTOR 1	SECTOR 2	LAP TIME	MPH	DIFF	TIME OF DAY
1 -	55.463	27.902	1:23.365	85.46	8.439	12:47:13.628
2 -	50.866	25.909	1:16.775	92.79	1.849	12:48:30.403
3 -	49.581	26.208	1:15.789 **(3)**	94.00	0.863	12:49:46.192
4 -			4:56.657	24.01	3:41.731	12:54:42.849
5 -	54.314	26.424	1:20.738	88.24	5.812	12:56:03.587
6 -	49.183	***25.743***	***1:14.926 (1)***	***95.08***		***12:57:18.513***
7 -	49.565	26.224	1:15.789 **(3)**	94.00	0.863	12:58:34.302
8 -	***49.158***	26.411	1:15.569 **(2)**	94.27	0.643	12:59:49.871
9 -	50.200	26.276	1:16.476	93.16	1.550	13:01:06.347
10 -	50.151	26.683	1:16.834	92.72	1.908	13:02:23.181
11 -	49.650	26.433	1:16.083	93.64	1.157	13:03:39.264
12 -	49.415	26.706	1:16.121	93.59	1.195	13:04:55.385

P16 195 1000 Glenn WALSH Kawasaki - GW ELECTRICAL

IDEAL LAP TIME : 1:15.227 BEST LAP TIME : 1:15.227 DIFFERENCE : 0.000

LAP	SECTOR 1	SECTOR 2	LAP TIME	MPH	DIFF	TIME OF DAY
1 -	58.441	28.129	1:26.570	82.29	11.343	12:47:16.619
2 -	53.701	26.300	1:20.001	89.05	4.774	12:48:36.620
3 -	53.245	27.677	1:20.922	88.04	5.695	12:49:57.542
4 -	51.615	3:57.733	4:49.348	24.62	3:34.121	12:54:46.890
5 -	1:06.788	29.061	1:35.849	74.33	20.622	12:56:22.739
6 -	53.195	26.573	1:19.768	89.31	4.541	12:57:42.507
7 -	51.303	26.358	1:17.661 **(3)**	91.74	2.434	12:59:00.168
8 -	50.265	26.787	1:17.052 **(2)**	92.46	1.825	13:00:17.220
9 -	***49.442***	***25.785***	***1:15.227 (1)***	***94.70***		***13:01:32.447***
10 -	51.661	27.908	1:19.569	89.54	4.342	13:02:52.016

Weather / Track : Bright / Dry

Donington Park National
Circuit Length = 1.9790 miles
Start: 12:45 Flag 13:04 End: 13:08

BMCRC - MRO Championships 2018 - Rnd 5 @ Donington Park

Reactive Parts MRO Powerbikes inc BG Products Clubman 1000 & BMCRC Rookie 1000

QUALIFYING - SECTOR ANALYSIS

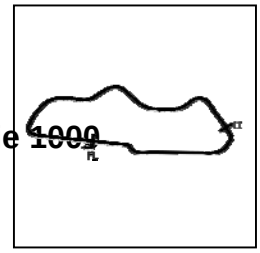

SECTOR 1 = FL to I1, SECTOR 2 = I1 to FL, DIFF = Difference To Personal Best Lap, P = Crossed Finish Line in Pit Lane, D = Time Disallowed

11 -	52.508	28.185	1:20.693	88.29	5.466	13:04:12.709

P17 37 C Aldo MORELLO Yamaha - Bitstocks & Reveal

IDEAL LAP TIME : 1:15.376 BEST LAP TIME : 1:15.557 DIFFERENCE : 0.181

LAP	SECTOR 1	SECTOR 2	LAP TIME	MPH	DIFF	TIME OF DAY
1 -	53.553	27.099	1:20.652	88.33	5.095	12:47:57.700
2 -	52.339	26.904	1:19.243	89.90	3.686	12:49:16.943
3 -	51.739	27.547	1:19.286	89.86	3.729	12:50:36.229
4 -	59.833	3:13.857	4:13.690	28.08	2:58.133	12:54:49.919
5 -	56.240	26.829	1:23.069	85.76	7.512	12:56:12.988
6 -	51.078	26.772	1:17.850	91.51	2.293	12:57:30.838
7 -	49.880	26.046	1:15.926 **(2)**	93.83	0.369	12:58:46.764
8 -	50.284	26.163	1:16.447	93.19	0.890	13:00:03.211
9 -	***49.732***	26.269	1:16.001 **(3)**	93.74	0.444	13:01:19.212
10 -	49.904	26.736	1:16.640	92.96	1.083	13:02:35.852
11 -	50.368	26.437	1:16.805	92.76	1.248	13:03:52.657
12 -	49.913	***25.644***	***1:15.557*** **(1)**	***94.29***		***13:05:08.214***

P18 110 1000 Peter GUNN BMW - Cannons BMW Motorrad

IDEAL LAP TIME : 1:15.139 BEST LAP TIME : 1:15.800 DIFFERENCE : 0.661

LAP	SECTOR 1	SECTOR 2	LAP TIME	MPH	DIFF	TIME OF DAY
1 -	53.659	28.128	1:21.787	87.11	5.987	12:47:33.466
2 -	53.094	26.326	1:19.420	89.70	3.620	12:48:52.886
3 -	50.453	27.524	1:17.977	91.36	2.177	12:50:10.863
4 -		27.010	6:16.705	18.91	5:00.905	12:56:27.568
5 -	52.832	26.726	1:19.558	89.55	3.758	12:57:47.126
6 -	51.716	***25.962***	1:17.678	91.72	1.878	12:59:04.804
7 -	50.080	26.989	1:17.069	92.44	1.269	13:00:21.873
8 -	49.563	26.582	1:16.145 **(3)**	93.56	0.345	13:01:38.018
9 -	***49.177***	26.955	1:16.132 **(2)**	93.58	0.332	13:02:54.150
10 -	49.515	26.285	***1:15.800*** **(1)**	***93.99***		***13:04:09.950***

P19 28 C Kelvin HOARE Kawasaki - Southern and Country Roofing Ltd

IDEAL LAP TIME : 1:15.614 BEST LAP TIME : 1:15.930 DIFFERENCE : 0.316

LAP	SECTOR 1	SECTOR 2	LAP TIME	MPH	DIFF	TIME OF DAY
1 -	53.229	27.475	1:20.704	88.28	4.774	12:47:01.484
2 -	49.983	26.658	1:16.641 **(3)**	92.96	0.711	12:48:18.125
3 -	50.137	26.789	1:16.926	92.61	0.996	12:49:35.051
4 -		27.516	7:40.105	15.48	6:24.175	12:57:15.156
5 -	49.540	26.390	***1:15.930*** **(1)**	***93.83***		***12:58:31.086***
6 -	49.876	***26.126***	1:16.002 **(2)**	93.74	0.072	12:59:47.088
7 -	53.778	IN PIT	1:26.601 **P**	82.26	10.671	13:01:13.689
8 -		26.590	2:09.648	54.95	53.718	13:03:23.338
9 -	***49.488***	27.826	1:17.314	92.15	1.384	13:04:40.652

P20 272 1000 Daniel JOHNSON BMW -

IDEAL LAP TIME : 1:15.560 BEST LAP TIME : 1:15.949 DIFFERENCE : 0.389

LAP	SECTOR 1	SECTOR 2	LAP TIME	MPH	DIFF	TIME OF DAY
1 -	58.830	29.060	1:27.890	81.06	11.941	12:47:18.406
2 -	53.454	28.254	1:21.708	87.19	5.759	12:48:40.114
3 -	51.765	27.363	1:19.128	90.03	3.179	12:49:59.242
4 -	51.762	3:52.608	4:44.370	25.05	3:28.421	12:54:43.612
5 -	55.429	26.463	1:21.892	87.00	5.943	12:56:05.504
6 -	49.772	26.177	***1:15.949*** **(1)**	***93.80***		***12:57:21.453***
7 -	50.376	***26.068***	1:16.444	93.20	0.495	12:58:37.897
8 -	50.472	26.366	1:16.838	92.72	0.889	12:59:54.735
9 -	50.660	26.310	1:16.970	92.56	1.021	13:01:11.705
10 -	50.000	26.624	1:16.624	92.98	0.675	13:02:28.329
11 -	***49.492***	26.929	1:16.421 **(3)**	93.22	0.472	13:03:44.750
12 -	49.865	26.203	1:16.068 **(2)**	93.66	0.119	13:05:00.818

Weather / Track : Bright / Dry

Donington Park National
Circuit Length = 1.9790 miles
Start: 12:45 Flag 13:04 End: 13:08

BMCRC - MRO Championships 2018 - Rnd 5 @ Donington Park

Reactive Parts MRO Powerbikes inc BG Products Clubman 1000 & BMCRC Rookie 1000

QUALIFYING - SECTOR ANALYSIS

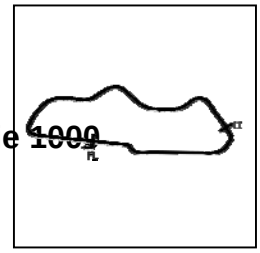

SECTOR 1 = FL to I1, SECTOR 2 = I1 to FL, DIFF = Difference To Personal Best Lap, P = Crossed Finish Line in Pit Lane, D = Time Disallowed

P21 18 C Lee LONGSTAFF Yamaha - SMC GARAGE

IDEAL LAP TIME : 1:15.814 BEST LAP TIME : 1:16.039 DIFFERENCE : 0.225

LAP	SECTOR 1	SECTOR 2	LAP TIME	MPH	DIFF	TIME OF DAY
1 -	58.462	27.874	1:26.336	82.52	10.297	12:47:18.971
2 -	53.895	27.577	1:21.472	87.44	5.433	12:48:40.443
3 -	52.766	27.889	1:20.655	88.33	4.616	12:50:01.098
4 -	52.108	3:50.074	4:42.182	25.24	3:26.143	12:54:43.280
5 -	55.169	26.663	1:21.832	87.06	5.793	12:56:05.112
6 -	***49.852***	26.187	***1:16.039*** **(1)**	***93.69***		***12:57:21.151***
7 -	50.465	***25.962***	1:16.427 **(2)**	93.22	0.388	12:58:37.578
8 -	51.245	26.808	1:18.053 **(3)**	91.27	2.014	12:59:55.631
9 -	50.680	IN PIT	1:21.468 **P**	87.45	5.429	13:01:17.099

P22 9 C Mark O'BRIEN Ducati - obrienhifi.com

IDEAL LAP TIME : 1:16.110 BEST LAP TIME : 1:16.110 DIFFERENCE : 0.000

LAP	SECTOR 1	SECTOR 2	LAP TIME	MPH	DIFF	TIME OF DAY
1 -	OUTLAP	28.952	1:37.575	73.01	21.465	12:48:46.158
2 -	53.930	27.952	1:21.882	87.01	5.772	12:50:08.040
3 -	56.223	3:47.519	4:43.742	25.10	3:27.632	12:54:51.782
4 -	1:00.943	27.732	1:28.675	80.34	12.565	12:56:20.457
5 -	52.114	27.281	1:19.395	89.73	3.285	12:57:39.852
6 -	51.558	27.398	1:18.956	90.23	2.846	12:58:58.808
7 -	***49.525***	***26.585***	***1:16.110*** **(1)**	***93.60***		***13:00:14.918***
8 -	50.020	26.661	1:16.681 **(3)**	92.91	0.571	13:01:31.599
9 -	49.804	26.600	1:16.404 **(2)**	93.24	0.294	13:02:48.003
10 -	50.808	26.848	1:17.656	91.74	1.546	13:04:05.659

P23 57 C David MILLS Kawasaki - A51 Racing

IDEAL LAP TIME : 1:16.257 BEST LAP TIME : 1:16.257 DIFFERENCE : 0.000

LAP	SECTOR 1	SECTOR 2	LAP TIME	MPH	DIFF	TIME OF DAY
1 -	56.864	27.628	1:24.492	84.32	8.235	12:47:45.689
2 -	51.874	26.776	1:18.650	90.58	2.393	12:49:04.339
3 -	52.203	29.138	1:21.341	87.58	5.084	12:50:25.680
4 -	OUTLAP	27.493	5:51.026	20.29	4:34.769	12:56:16.706
5 -	***49.892***	***26.365***	***1:16.257*** **(1)**	***93.42***		***12:57:32.963***
6 -	50.868	26.645	1:17.513	91.91	1.256	12:58:50.476
7 -	50.047	26.951	1:16.998 **(2)**	92.53	0.741	13:00:07.474
8 -	50.620	26.781	1:17.401 **(3)**	92.04	1.144	13:01:24.875
9 -	50.764	27.107	1:17.871	91.49	1.614	13:02:42.746
10 -	51.211	49.459	1:40.670	70.77	24.413	13:04:23.416

P24 55 C Paul GARNER Yamaha - A51 Racing

IDEAL LAP TIME : 1:15.786 BEST LAP TIME : 1:16.293 DIFFERENCE : 0.507

LAP	SECTOR 1	SECTOR 2	LAP TIME	MPH	DIFF	TIME OF DAY
1 -	56.350	27.509	1:23.859	84.95	7.566	12:47:45.158
2 -	53.130	26.732	1:19.862	89.21	3.569	12:49:05.020
3 -	52.006	27.615	1:19.621	89.48	3.328	12:50:24.641
4 -		27.069	6:02.771	19.63	4:46.478	12:56:27.412
5 -	54.616	IN PIT	1:27.329 **P**	81.58	11.036	12:57:54.741
6 -		26.598	1:45.738	67.37	29.445	12:59:40.480
7 -	51.008	26.463	1:17.471 **(3)**	91.96	1.178	13:00:57.951
8 -	50.298	***25.995***	***1:16.293*** **(1)**	***93.38***		***13:02:14.244***
9 -	***49.791***	26.612	1:16.403 **(2)**	93.25	0.110	13:03:30.647
10 -	55.841	27.884	1:23.725	85.09	7.432	13:04:54.372

P25 42 Andy HORNBY Kawasaki -

IDEAL LAP TIME : 1:16.095 BEST LAP TIME : 1:16.408 DIFFERENCE : 0.313

LAP	SECTOR 1	SECTOR 2	LAP TIME	MPH	DIFF	TIME OF DAY
1 -	54.054	28.380	1:22.434	86.42	6.026	12:47:33.479

Weather / Track : Bright / Dry

Donington Park National
Circuit Length = 1.9790 miles
Start: 12:45 Flag 13:04 End: 13:08

BMCRC - MRO Championships 2018 - Rnd 5 @ Donington Park

Reactive Parts MRO Powerbikes inc BG Products Clubman 1000 & BMCRC Rookie 1000

QUALIFYING - SECTOR ANALYSIS

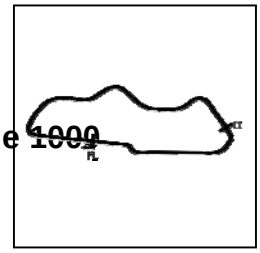

SECTOR 1 = FL to I1, SECTOR 2 = I1 to FL, DIFF = Difference To Personal Best Lap, P = Crossed Finish Line in Pit Lane, D = Time Disallowed

2 -	52.590	26.591	1:19.181		89.97	2.773	12:48:52.660
3 -	50.473	***26.256***	1:16.729	**(3)**	92.85	0.321	12:50:09.389
4 -		28.566	6:28.563		18.33	5:12.155	12:56:37.952
5 -	49.961	26.447	***1:16.408***	**(1)**	***93.24***		***12:57:54.360***
6 -	51.360	26.899	1:18.259		91.03	1.851	12:59:12.619
7 -	50.786	26.795	1:17.581		91.83	1.173	13:00:30.200
8 -	51.172	26.969	1:18.141		91.17	1.733	13:01:48.341
9 -	***49.839***	26.888	1:16.727	**(2)**	92.85	0.319	13:03:05.068
10 -	50.083	26.801	1:16.884		92.66	0.476	13:04:21.952

P26 36 C James LYON — Suzuki - Digitive Ltd

IDEAL LAP TIME : 1:16.435 BEST LAP TIME : 1:16.465 DIFFERENCE : 0.030

LAP	SECTOR 1	SECTOR 2	LAP TIME		MPH	DIFF	TIME OF DAY
1 -	1:00.396	29.172	1:29.568		79.54	13.103	12:47:19.971
2 -	55.632	28.153	1:23.785		85.03	7.320	12:48:43.756
3 -	52.091	27.612	1:19.703		89.38	3.238	12:50:03.459
4 -	52.561	3:48.093	4:40.654		25.38	3:24.189	12:54:44.113
5 -	58.559	29.042	1:27.601		81.33	11.136	12:56:11.714
6 -	51.036	28.189	1:19.225		89.92	2.760	12:57:30.939
7 -	51.143	27.348	1:18.491		90.77	2.026	12:58:49.430
8 -	50.831	27.021	1:17.852		91.51	1.387	13:00:07.282
9 -	50.531	26.919	1:17.450		91.99	0.985	13:01:24.732
10 -	50.683	***26.604***	1:17.287	**(3)**	92.18	0.822	13:02:42.019
11 -	***49.831***	26.737	1:16.568	**(2)**	93.04	0.103	13:03:58.587
12 -	49.842	26.623	***1:16.465***	**(1)**	***93.17***		***13:05:15.052***

P27 88 1000 Adrian CUFF — Honda - Qwikfast

IDEAL LAP TIME : 1:27.716 BEST LAP TIME : 1:16.755 DIFFERENCE : -10.961

LAP	SECTOR 1	SECTOR 2	LAP TIME		MPH	DIFF	TIME OF DAY
1 -	***58.627***	***29.089***	1:27.716		81.22	10.961	12:47:15.965
2 -			1:24.237		84.57	7.482	12:48:40.202
3 -			1:20.554		88.44	3.799	12:50:00.756
4 -			6:19.165		18.79	5:02.410	12:56:19.921
5 -			1:21.493		87.42	4.738	12:57:41.414
6 -			1:20.577		88.42	3.822	12:59:01.991
7 -			1:17.493	**(2)**	91.93	0.738	13:00:19.484
8 -			1:19.172		89.98	2.417	13:01:38.656
9 -			1:19.001	**(3)**	90.18	2.246	13:02:57.657
10 -			***1:16.755***	**(1)**	***92.82***		***13:04:14.412***

P28 161 C Dean ANDERSON — Honda - FOG Racing

IDEAL LAP TIME : 1:17.227 BEST LAP TIME : 1:17.441 DIFFERENCE : 0.214

LAP	SECTOR 1	SECTOR 2	LAP TIME		MPH	DIFF	TIME OF DAY
1 -	54.490	27.382	1:21.872		87.02	4.431	12:47:04.964
2 -	52.335	***26.586***	1:18.921		90.27	1.480	12:48:23.885
3 -	51.377	26.828	1:18.205		91.10	0.764	12:49:42.090
4 -			5:12.931		22.76	3:55.490	12:54:55.021
5 -	58.683	27.904	1:26.587		82.28	9.146	12:56:21.608
6 -	52.836	28.223	1:21.059		87.89	3.618	12:57:42.667
7 -	51.346	28.058	1:19.404		89.72	1.963	12:59:02.071
8 -	50.933	26.832	1:17.765	**(2)**	91.61	0.324	13:00:19.836
9 -	50.931	27.203	1:18.134		91.18	0.693	13:01:37.970
10 -	50.797	26.644	***1:17.441***	**(1)**	***92.00***		***13:02:55.411***
11 -	***50.641***	27.456	1:18.097	**(3)**	91.22	0.656	13:04:13.508

P29 303 C Adam NORTON — Honda - Cozens Smith Fabrication

IDEAL LAP TIME : 1:17.413 BEST LAP TIME : 1:17.597 DIFFERENCE : 0.184

LAP	SECTOR 1	SECTOR 2	LAP TIME		MPH	DIFF	TIME OF DAY
1 -	57.742	29.225	1:26.967		81.92	9.370	12:47:14.437
2 -	54.117	27.847	1:21.964	**(3)**	86.92	4.367	12:48:36.401

Weather / Track : Bright / Dry

Donington Park National
Circuit Length = 1.9790 miles
Start: 12:45 Flag 13:04 End: 13:08

BMCRC - MRO Championships 2018 - Rnd 5 @ Donington Park

Reactive Parts MRO Powerbikes inc BG Products Clubman 1000 & BMCRC Rookie 1000

QUALIFYING - SECTOR ANALYSIS

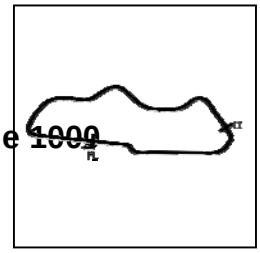

SECTOR 1 = FL to I1, SECTOR 2 = I1 to FL, DIFF = Difference To Personal Best Lap, P = Crossed Finish Line in Pit Lane, D = Time Disallowed

3 -	54.365	27.715	1:22.080		86.80	4.483	12:49:58.481
4 -	53.538	3:55.259	4:48.797		24.67	3:31.200	12:54:47.278
5 -	1:23.390	27.727	1:51.117		64.11	33.520	12:56:38.395
6 -	***50.811***	26.786	***1:17.597***	**(1)**	***91.81***		***12:57:55.992***
7 -	51.823	***26.602***	1:18.425	**(2)**	90.84	0.828	12:59:14.417
8 -	51.744	IN PIT	1:25.235	**P**	83.58	7.638	13:00:39.652

P30 25 C Louis BARTLETT

Kawasaki -

IDEAL LAP TIME : 1:17.505 BEST LAP TIME : 1:17.734 DIFFERENCE : 0.229

LAP	SECTOR 1	SECTOR 2	LAP TIME		MPH	DIFF	TIME OF DAY
1 -		28.851	1:35.741		74.41	18.007	12:48:44.324
2 -	53.427	28.001	1:21.428		87.49	3.694	12:50:05.752
3 -	53.641	3:50.164	4:43.805		25.10	3:26.071	12:54:49.557
4 -	57.860	27.204	1:25.064		83.75	7.330	12:56:14.621
5 -	50.852	27.096	1:17.948	**(2)**	91.40	0.214	12:57:32.569
6 -	51.722	27.203	1:18.925		90.27	1.191	12:58:51.494
7 -	51.474	***26.803***	1:18.277	**(3)**	91.01	0.543	13:00:09.771
8 -	***50.702***	27.032	***1:17.734***	**(1)**	***91.65***		***13:01:27.505***
9 -	51.574	26.865	1:18.439		90.83	0.705	13:02:45.944
10 -	50.768	IN PIT	1:21.885	**P**	87.00	4.151	13:04:07.829

P31 333 C Andrew HOUGHTON

Kawasaki - Greenham Kawasaki

IDEAL LAP TIME : 1:17.747 BEST LAP TIME : 1:17.747 DIFFERENCE : 0.000

LAP	SECTOR 1	SECTOR 2	LAP TIME		MPH	DIFF	TIME OF DAY
1 -	54.053	27.480	1:21.533		87.38	3.786	12:48:35.519
2 -	53.875	27.998	1:21.873		87.02	4.126	12:49:57.392
3 -		31.016	6:44.520		17.61	5:26.773	12:56:41.912
4 -	53.141	27.438	1:20.579		88.41	2.832	12:58:02.491
5 -	51.870	27.119	1:18.989	**(3)**	90.19	1.242	12:59:21.480
6 -	51.702	27.882	1:19.584		89.52	1.837	13:00:41.064
7 -	***51.075***	***26.672***	***1:17.747***	**(1)**	***91.63***		***13:01:58.811***
8 -	58.770	32.933	1:31.703		77.69	13.956	13:03:30.514
9 -	51.280	27.160	1:18.440	**(2)**	90.82	0.693	13:04:48.954

P32 39 C Shane ADAMS

Kawasaki - SEMS

IDEAL LAP TIME : 1:17.673 BEST LAP TIME : 1:17.759 DIFFERENCE : 0.086

LAP	SECTOR 1	SECTOR 2	LAP TIME		MPH	DIFF	TIME OF DAY
1 -	54.820	27.938	1:22.758		86.09	4.999	12:47:36.821
2 -	53.936	28.134	1:22.070		86.81	4.311	12:48:58.891
3 -	52.892	27.298	1:20.190		88.84	2.431	12:50:19.081
4 -		28.247	6:24.606		18.52	5:06.847	12:56:43.687
5 -	51.977	27.316	1:19.293		89.85	1.534	12:58:02.980
6 -	51.732	***27.022***	1:18.754	**(3)**	90.46	0.995	12:59:21.734
7 -	50.958	27.347	1:18.305	**(2)**	90.98	0.546	13:00:40.039
8 -	***50.651***	27.108	***1:17.759***	**(1)**	***91.62***		***13:01:57.798***
9 -	53.395	27.772	1:21.167		87.77	3.408	13:03:18.965
10 -	53.127	27.809	1:20.936		88.02	3.177	13:04:39.901

P33 12 David COMBRINCK

Honda -

IDEAL LAP TIME : 1:17.812 BEST LAP TIME : 1:17.812 DIFFERENCE : 0.000

LAP	SECTOR 1	SECTOR 2	LAP TIME		MPH	DIFF	TIME OF DAY
1 -	1:00.392	29.669	1:30.061		79.10	12.249	12:47:21.832
2 -	55.926	28.181	1:24.107		84.70	6.295	12:48:45.939
3 -	53.740	28.113	1:21.853		87.04	4.041	12:50:07.792
4 -	54.314	3:47.527	4:41.841		25.27	3:24.029	12:54:49.633
5 -	59.625	29.316	1:28.941		80.10	11.129	12:56:18.574
6 -	51.842	28.354	1:20.196		88.84	2.384	12:57:38.770
7 -	52.209	27.830	1:20.039		89.01	2.227	12:58:58.809
8 -	51.514	27.872	1:19.386		89.74	1.574	13:00:18.195
9 -	***50.900***	***26.912***	***1:17.812***	**(1)**	***91.56***		***13:01:36.007***

Weather / Track : Bright / Dry

Donington Park National
Circuit Length = 1.9790 miles
Start: 12:45 Flag 13:04 End: 13:08

BMCRC - MRO Championships 2018 - Rnd 5 @ Donington Park

Reactive Parts MRO Powerbikes inc BG Products Clubman 1000 & BMCRC Rookie 1000

QUALIFYING - SECTOR ANALYSIS

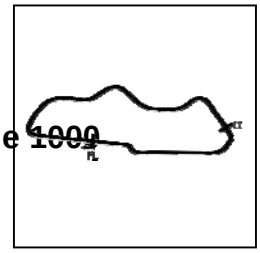

SECTOR 1 = FL to I1, SECTOR 2 = I1 to FL, DIFF = Difference To Personal Best Lap, P = Crossed Finish Line in Pit Lane, D = Time Disallowed

10 -	50.960	27.169	1:18.129	(2)	91.19	0.317	13:02:54.136
11 -	51.605	27.403	1:19.008	(3)	90.17	1.196	13:04:13.144

P34 82 1000 Matthew HAWKINS Yamaha -

IDEAL LAP TIME : 1:17.684 BEST LAP TIME : 1:17.895 DIFFERENCE : 0.211

LAP	SECTOR 1	SECTOR 2	LAP TIME		MPH	DIFF	TIME OF DAY
1 -	1:00.017	29.237	1:29.254		79.82	11.359	12:47:11.480
2 -	55.046	27.783	1:22.829		86.01	4.934	12:48:34.309
3 -	52.780	27.572	1:20.352		88.66	2.457	12:49:54.661
4 -	51.883	3:57.126	4:49.009		24.65	3:31.114	12:54:43.670
5 -	57.653	27.306	1:24.959		83.85	7.064	12:56:08.629
6 -	51.287	27.151	1:18.438	(3)	90.83	0.543	12:57:27.067
7 -	51.156	27.718	1:18.874		90.32	0.979	12:58:45.941
8 -	52.002	26.902	1:18.904		90.29	1.009	13:00:04.845
9 -	51.053	27.458	1:18.511		90.74	0.616	13:01:23.356
10 -	51.700	27.505	1:19.205		89.95	1.310	13:02:42.561
11 -	51.147	***26.748***	***1:17.895***	**(1)**	***91.46***		***13:04:00.456***
12 -	***50.936***	27.253	1:18.189	(2)	91.12	0.294	13:05:18.645

P35 46 C Simon GATES Kawasaki - Team Kawafati

IDEAL LAP TIME : 1:18.224 BEST LAP TIME : 1:18.224 DIFFERENCE : 0.000

LAP	SECTOR 1	SECTOR 2	LAP TIME		MPH	DIFF	TIME OF DAY
1 -	58.181	28.796	1:26.977		81.91	8.753	12:47:11.395
2 -	53.926	27.591	1:21.517		87.40	3.293	12:48:32.912
3 -	52.800	27.130	1:19.930		89.13	1.706	12:49:52.842
4 -	52.924	3:58.567	4:51.491		24.44	3:33.267	12:54:44.333
5 -	58.681	28.289	1:26.970		81.92	8.746	12:56:11.303
6 -	53.071	27.405	1:20.476		88.53	2.252	12:57:31.779
7 -	51.896	27.353	1:19.249		89.90	1.025	12:58:51.028
8 -	51.365	27.079	1:18.444	(3)	90.82	0.220	13:00:09.472
9 -	52.589	26.973	1:19.562		89.54	1.338	13:01:29.034
10 -	51.373	26.917	1:18.290	(2)	91.00	0.066	13:02:47.324
11 -	***51.362***	***26.862***	***1:18.224***	**(1)**	***91.08***		***13:04:05.548***

P36 50 1000 Dan WELFORD Suzuki - SEG Sussex Electric Gates/ Vistec systems

IDEAL LAP TIME : 1:18.941 BEST LAP TIME : 1:18.941 DIFFERENCE : 0.000

LAP	SECTOR 1	SECTOR 2	LAP TIME		MPH	DIFF	TIME OF DAY
1 -	59.329	28.803	1:28.132		80.84	9.191	12:47:12.424
2 -	55.230	27.517	1:22.747		86.10	3.806	12:48:35.171
3 -	53.978	27.446	1:21.424		87.50	2.483	12:49:56.595
4 -	54.373	3:58.504	4:52.877		24.32	3:33.936	12:54:49.472
5 -	1:05.836	28.901	1:34.737		75.20	15.796	12:56:24.209
6 -	53.744	27.576	1:21.320		87.61	2.379	12:57:45.529
7 -	54.825	27.684	1:22.509		86.34	3.568	12:59:08.038
8 -	52.260	27.575	1:19.835	(2)	89.24	0.894	13:00:27.873
9 -	52.947	27.291	1:20.238	(3)	88.79	1.297	13:01:48.111
10 -	***51.815***	***27.126***	***1:18.941***	**(1)**	***90.25***		***13:03:07.052***
11 -	53.546	29.816	1:23.362		85.46	4.421	13:04:30.414

P37 646 1000 Sukhminder RAI Aprilia - Asian Sensation

IDEAL LAP TIME : 1:18.833 BEST LAP TIME : 1:18.965 DIFFERENCE : 0.132

LAP	SECTOR 1	SECTOR 2	LAP TIME		MPH	DIFF	TIME OF DAY
1 -	1:00.033	29.804	1:29.837		79.30	10.872	12:47:18.405
2 -	54.156	28.733	1:22.889		85.95	3.924	12:48:41.294
3 -	52.588	27.941	1:20.529		88.47	1.564	12:50:01.823
4 -	53.103	4:03.049	4:56.152		24.05	3:37.187	12:54:57.975
5 -	1:00.872	28.170	1:29.042		80.01	10.077	12:56:27.017
6 -	52.474	27.572	1:20.046		89.00	1.081	12:57:47.063
7 -	53.976	28.344	1:22.320		86.54	3.355	12:59:09.383
8 -	***51.417***	27.548	***1:18.965***	**(1)**	***90.22***		***13:00:28.348***

Weather / Track : Bright / Dry

Donington Park National
Circuit Length = 1.9790 miles
Start: 12:45 Flag 13:04 End: 13:08

BMCRC - MRO Championships 2018 - Rnd 5 @ Donington Park

Reactive Parts MRO Powerbikes inc BG Products Clubman 1000 & BMCRC Rookie 1000

QUALIFYING - SECTOR ANALYSIS

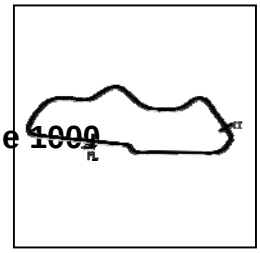

SECTOR 1 = FL to I1, SECTOR 2 = I1 to FL, DIFF = Difference To Personal Best Lap, P = Crossed Finish Line in Pit Lane, D = Time Disallowed

9 -	52.850	27.435	1:20.285		88.74	1.320	13:01:48.633
10 -	52.132	27.567	1:19.699	(3)	89.39	0.734	13:03:08.332
11 -	52.036	***27.416***	1:19.452	(2)	89.67	0.487	13:04:27.784

P38 129 C Gareth MACKEY Kawasaki - MSM Contracts

IDEAL LAP TIME : 1:18.392 BEST LAP TIME : 1:19.348 DIFFERENCE : 0.956

LAP	SECTOR 1	SECTOR 2	LAP TIME		MPH	DIFF	TIME OF DAY
1 -	59.441	29.081	1:28.522		80.48	9.174	12:47:15.252
2 -	55.254	28.255	1:23.509		85.31	4.161	12:48:38.761
3 -	54.218	28.301	1:22.519		86.33	3.171	12:50:01.280
4 -	52.627	3:55.985	4:48.612		24.68	3:29.264	12:54:49.892
5 -	1:01.720	28.533	1:30.253		78.94	10.905	12:56:20.145
6 -	54.848	28.252	1:23.100		85.73	3.752	12:57:43.245
7 -	52.243	27.123	1:19.366	(2)	89.76	0.018	12:59:02.611
8 -	***51.409***	43.669	1:35.078		74.93	15.730	13:00:37.689
9 -	52.365	***26.983***	***1:19.348***	**(1)**	***89.78***		***13:01:57.037***
10 -	53.838	27.772	1:21.610	(3)	87.30	2.262	13:03:18.647
11 -	53.990	28.631	1:22.621		86.23	3.273	13:04:41.268

P39 45 C John GORDON BMW - Flash Racing

IDEAL LAP TIME : 1:20.318 BEST LAP TIME : 1:20.863 DIFFERENCE : 0.545

LAP	SECTOR 1	SECTOR 2	LAP TIME		MPH	DIFF	TIME OF DAY
1 -	1:03.948	31.011	1:34.959		75.02	14.096	12:47:33.011
2 -	57.342	30.017	1:27.359		81.55	6.496	12:49:00.370
3 -	55.906	29.404	1:25.310		83.51	4.447	12:50:25.680
4 -	59.139	3:34.420	4:33.559		26.04	3:12.696	12:54:59.239
5 -	1:01.907	29.911	1:31.818		77.59	10.955	12:56:31.057
6 -	53.386	***27.939***	1:21.325	(3)	87.60	0.462	12:57:52.382
7 -	52.945	28.224	1:21.169	(2)	87.77	0.306	12:59:13.551
8 -	***52.379***	28.484	***1:20.863***	**(1)**	***88.10***		***13:00:34.414***
9 -	53.679	28.229	1:21.908		86.98	1.045	13:01:56.322
10 -	53.197	28.338	1:21.535		87.38	0.672	13:03:17.857
11 -	54.011	28.857	1:22.868		85.97	2.005	13:04:40.725

P40 118 1000 Daniel THOMPSON Suzuki -

IDEAL LAP TIME : 1:21.308 BEST LAP TIME : 1:21.308 DIFFERENCE : 0.000

LAP	SECTOR 1	SECTOR 2	LAP TIME		MPH	DIFF	TIME OF DAY
1 -	1:00.911	31.011	1:31.922		77.50	10.614	12:47:21.456
2 -	56.839	29.614	1:26.453		82.41	5.145	12:48:47.909
3 -	55.357	31.365	1:26.722		82.15	5.414	12:50:14.631
4 -	59.334	3:41.576	4:40.910		25.36	3:19.602	12:54:55.541
5 -	1:05.180	30.236	1:35.416		74.66	14.108	12:56:30.957
6 -	55.708	29.011	1:24.719		84.09	3.411	12:57:55.676
7 -	54.350	28.811	1:23.161		85.67	1.853	12:59:18.837
8 -	53.997	29.095	1:23.092		85.74	1.784	13:00:41.929
9 -	53.740	28.977	1:22.717	(2)	86.13	1.409	13:02:04.646
10 -	53.778	29.138	1:22.916	(3)	85.92	1.608	13:03:27.562
11 -	***53.277***	***28.031***	***1:21.308***	**(1)**	***87.62***		***13:04:48.870***

P41 74 C Andrew BURKE Honda -

IDEAL LAP TIME : 1:21.527 BEST LAP TIME : 1:21.723 DIFFERENCE : 0.196

LAP	SECTOR 1	SECTOR 2	LAP TIME		MPH	DIFF	TIME OF DAY
1 -	1:00.289	30.918	1:31.207		78.11	9.484	12:47:18.326
2 -	56.723	29.881	1:26.604		82.26	4.881	12:48:44.930
3 -	54.141	28.576	1:22.717		86.13	0.994	12:50:07.647
4 -	57.717	3:44.886	4:42.603		25.21	3:20.880	12:54:50.250
5 -	1:04.333	29.007	1:33.340		76.32	11.617	12:56:23.590
6 -	53.961	28.405	1:22.366	(3)	86.49	0.643	12:57:45.956
7 -	54.901	29.060	1:23.961		84.85	2.238	12:59:09.917
8 -	54.359	29.256	1:23.615		85.20	1.892	13:00:33.532

Weather / Track : Bright / Dry

Donington Park National
Circuit Length = 1.9790 miles
Start: 12:45 Flag 13:04 End: 13:08

BMCRC - MRO Championships 2018 - Rnd 5 @ Donington Park

Reactive Parts MRO Powerbikes inc BG Products Clubman 1000 & BMCRC Rookie 1000

QUALIFYING - SECTOR ANALYSIS

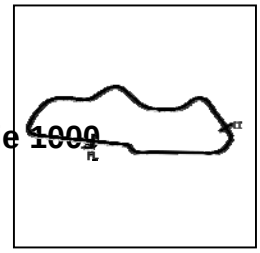

SECTOR 1 = FL to I1, SECTOR 2 = I1 to FL, DIFF = Difference To Personal Best Lap, P = Crossed Finish Line in Pit Lane, D = Time Disallowed

9 -	53.750	28.401	1:22.151	(2)	86.72	0.428	13:01:55.683
10 -	***53.132***	28.591	***1:21.723***	**(1)**	***87.18***		***13:03:17.406***
11 -	54.010	***28.395***	1:22.405		86.45	0.682	13:04:39.811

P42 59 1000 Dave NESTER Bmw -

IDEAL LAP TIME : 1:21.874 BEST LAP TIME : 1:21.874 DIFFERENCE : 0.000

LAP	SECTOR 1	SECTOR 2	LAP TIME		MPH	DIFF	TIME OF DAY
1 -	1:03.127	31.267	1:34.394		75.47	12.520	12:48:17.209
2 -	58.697	30.320	1:29.017		80.03	7.143	12:49:46.226
3 -	57.354	4:00.006	4:57.360		23.95	3:35.486	12:54:43.586
4 -	1:04.363	30.554	1:34.917		75.06	13.043	12:56:18.503
5 -	56.104	29.919	1:26.023		82.82	4.149	12:57:44.526
6 -	55.557	29.136	1:24.693	**(3)**	84.12	2.819	12:59:09.219
7 -	54.256	29.865	1:24.121	**(2)**	84.69	2.247	13:00:33.340
8 -	***53.468***	***28.406***	***1:21.874***	**(1)**	***87.01***		***13:01:55.214***

P43 501 C Steve MOSES Kawasaki - Gemini Property Group Ltd

IDEAL LAP TIME : 1:21.819 BEST LAP TIME : 1:21.901 DIFFERENCE : 0.082

LAP	SECTOR 1	SECTOR 2	LAP TIME		MPH	DIFF	TIME OF DAY
1 -	1:01.375	30.632	1:32.007		77.43	10.106	12:47:33.689
2 -	57.760	29.086	1:26.846		82.03	4.945	12:49:00.535
3 -	55.339	28.800	1:24.139		84.67	2.238	12:50:24.674
4 -	59.212	3:31.621	4:30.833		26.30	3:08.932	12:54:55.507
5 -	1:01.848	29.058	1:30.906		78.37	9.005	12:56:26.413
6 -	54.220	28.074	1:22.294	**(2)**	86.57	0.393	12:57:48.707
7 -	54.749	***27.801***	1:22.550		86.30	0.649	12:59:11.257
8 -	54.243	28.380	1:22.623		86.23	0.722	13:00:33.880
9 -	***54.018***	28.530	1:22.548	**(3)**	86.30	0.647	13:01:56.428
10 -	54.094	27.807	***1:21.901***	**(1)**	***86.99***		***13:03:18.329***
11 -	54.188	28.693	1:22.881		85.96	0.980	13:04:41.210

P44 128 1000 Kevin CLARKE Suzuki -

IDEAL LAP TIME : 1:24.042 BEST LAP TIME : 1:24.042 DIFFERENCE : 0.000

LAP	SECTOR 1	SECTOR 2	LAP TIME		MPH	DIFF	TIME OF DAY
1 -	1:02.406	30.801	1:33.207	**(2)**	76.43	9.165	12:47:33.241
2 -	***56.394***	***27.648***	***1:24.042***	**(1)**	***84.77***		***12:48:57.283***

P45 25 1000 Mark HART Suzuki - Barista 23, Elmwood Coachworks, ripley carriage comp

IDEAL LAP TIME : 1:29.089 BEST LAP TIME : 1:29.089 DIFFERENCE : 0.000

LAP	SECTOR 1	SECTOR 2	LAP TIME		MPH	DIFF	TIME OF DAY
1 -	1:01.579	30.311	1:31.890	**(2)**	77.53	2.801	12:47:23.243
2 -	***59.097***	***29.992***	***1:29.089***	**(1)**	***79.97***		***12:48:52.332***

Weather / Track : Bright / Dry

Donington Park National
Circuit Length = 1.9790 miles
Start: 12:45 Flag 13:04 End: 13:08

BMCRC - MRO Championships 2018 - Rnd 5 @ Donington Park

Reactive Parts MRO Powerbikes inc BG Products Clubman 1000 & BMCRC Rookie 1000

QUALIFYING - BEST SECTORS

	SECTOR 1			SECTOR 2			IDEAL / BEST COMPARISON					
POS	NO	NAME	TIME	NO	NAME	TIME	POS	NO	NAME	IDEAL	BEST	DIFF
									PERFECT LAP	1:11.450		
1	2	BAKER	46.582	33	NEEVES	24.868	1	2	BAKER	1:11.674	1:13.430	1.756
2	76	BYARD	47.441	2	BAKER	25.092	2	33	NEEVES	1:12.597	1:12.750	0.153
3	133	NEEVES	47.475	76	BYARD	25.237	3	76	BYARD	1:12.678	1:12.817	0.139
4	166	GIBSON	47.686	62	SILVAIN	25.267	4	133	NEEVES	1:12.772	1:13.207	0.435
5	33	NEEVES	47.729	10	WILBY	25.288	5	166	GIBSON	1:12.996	1:13.184	0.188
6	40	PATMORE	47.758	133	NEEVES	25.297	6	10	WILBY	1:13.187	1:13.364	0.177
7	10	WILBY	47.899	166	GIBSON	25.310	7	40	PATMORE	1:13.253	1:13.253	0.000
8	62	SILVAIN	48.103	40	PATMORE	25.495	8	62	SILVAIN	1:13.370	1:13.470	0.100
9	147	MOORE	48.515	27	COX	25.527	9	147	MOORE	1:14.252	1:14.583	0.331
10	75	WOODALL	48.567	175	KENDLE	25.630	10	32	MORRIS	1:14.498	1:14.498	0.000
11	32	MORRIS	48.771	37	MORELLO	25.644	11	75	WOODALL	1:14.738	1:14.738	0.000
12	8	COUGHLAN	49.056	32	MORRIS	25.727	12	175	KENDLE	1:14.837	1:14.837	0.000
13	15	SIEMIENIUK-JUZWIUK	49.158	147	MOORE	25.737	13	27	COX	1:14.840	1:14.840	0.000
14	110	GUNN	49.177	15	SIEMIENIUK-JUZWIUK	25.743	14	8	COUGHLAN	1:14.848	1:14.920	0.072
15	175	KENDLE	49.207	195	WALSH	25.785	15	15	SIEMIENIUK-JUZWIU	1:14.901	1:14.926	0.025
16	27	COX	49.313	8	COUGHLAN	25.792	16	110	GUNN	1:15.139	1:15.800	0.661
17	195	WALSH	49.442	110	GUNN	25.962	17	195	WALSH	1:15.227	1:15.227	0.000
18	28	HOARE	49.488	18	LONGSTAFF	25.962	18	37	MORELLO	1:15.376	1:15.557	0.181
19	272	JOHNSON	49.492	55	GARNER	25.995	19	272	JOHNSON	1:15.560	1:15.949	0.389
20	9	O'BRIEN	49.525	272	JOHNSON	26.068	20	28	HOARE	1:15.614	1:15.930	0.316
21	37	MORELLO	49.732	28	HOARE	26.126	21	55	GARNER	1:15.786	1:16.293	0.507
22	55	GARNER	49.791	75	WOODALL	26.171	22	18	LONGSTAFF	1:15.814	1:16.039	0.225
23	36	LYON	49.831	42	HORNBY	26.256	23	42	HORNBY	1:16.095	1:16.408	0.313
24	42	HORNBY	49.839	57	MILLS	26.365	24	9	O'BRIEN	1:16.110	1:16.110	0.000
25	18	LONGSTAFF	49.852	9	O'BRIEN	26.585	25	57	MILLS	1:16.257	1:16.257	0.000
26	57	MILLS	49.892	161	ANDERSON	26.586	26	36	LYON	1:16.435	1:16.465	0.030
27	161	ANDERSON	50.641	303	NORTON	26.602	27	161	ANDERSON	1:17.227	1:17.441	0.214
28	39	ADAMS	50.651	36	LYON	26.604	28	303	NORTON	1:17.413	1:17.597	0.184
29	25	BARTLETT	50.702	333	HOUGHTON	26.672	29	25	BARTLETT	1:17.505	1:17.734	0.229
30	303	NORTON	50.811	82	HAWKINS	26.748	30	39	ADAMS	1:17.673	1:17.759	0.086
31	12	COMBRINCK	50.900	25	BARTLETT	26.803	31	82	HAWKINS	1:17.684	1:17.895	0.211
32	82	HAWKINS	50.936	46	GATES	26.862	32	333	HOUGHTON	1:17.747	1:17.747	0.000
33	333	HOUGHTON	51.075	12	COMBRINCK	26.912	33	12	COMBRINCK	1:17.812	1:17.812	0.000
34	46	GATES	51.362	129	MACKEY	26.983	34	46	GATES	1:18.224	1:18.224	0.000
35	129	MACKEY	51.409	39	ADAMS	27.022	35	129	MACKEY	1:18.392	1:19.348	0.956
36	646	RAI	51.417	50	WELFORD	27.126	36	646	RAI	1:18.833	1:18.965	0.132
37	50	WELFORD	51.815	646	RAI	27.416	37	50	WELFORD	1:18.941	1:18.941	0.000
38	45	GORDON	52.379	128	CLARKE	27.648	38	45	GORDON	1:20.318	1:20.863	0.545
39	74	BURKE	53.132	501	MOSES	27.801	39	118	THOMPSON	1:21.308	1:21.308	0.000
40	118	THOMPSON	53.277	45	GORDON	27.939	40	74	BURKE	1:21.527	1:21.723	0.196
41	59	NESTER	53.468	118	THOMPSON	28.031	41	501	MOSES	1:21.819	1:21.901	0.082
42	501	MOSES	54.018	74	BURKE	28.395	42	59	NESTER	1:21.874	1:21.874	0.000
43	128	CLARKE	56.394	59	NESTER	28.406	43	128	CLARKE	1:24.042	1:24.042	0.000
44	88	CUFF	58.627	88	CUFF	29.089	44	88	CUFF	1:27.716	1:16.755	-10.961
45	25	HART	59.097	25	HART	29.992	45	25	HART	1:29.089	1:29.089	0.000

Weather / Track : Bright / Dry

Donington Park National
Circuit Length = 1.9790 miles
Start: 12:45 Flag 13:04 End: 13:08

Results can be found at www.tsl-timing.com

Printed - 13:10 Saturday, 16 June 2018

BMCRC - MRO Championships 2018 - Rnd 5 @ Donington Park

Reactive Parts MRO Powerbikes inc BG Products Clubman 1000

RACE 6 - GRID (7 Laps)

ROW 12	36	333 Andrew HOUGHTON 1:17.747	35	258 Ande FRIEND	34	125 Mark HART		
ROW 11	33	114 Ricky MARTIN	32	501 Steve MOSES 1:21.901	31	74 Andrew BURKE 1:21.723		
ROW 10	30	45 John GORDON 1:20.863	29	129 Gareth MACKEY 1:19.348	28	46 Simon GATES 1:18.224		
ROW 9	27	12 David COMBRINCK 1:17.812	26	39 Shane ADAMS 1:17.759	25	25 Louis BARTLETT 1:17.734		
ROW 8	24	303 Adam NORTON 1:17.597	23	161 Dean ANDERSON 1:17.441	22	36 James LYON 1:16.465		
ROW 7	21	42 Andy HORNBY 1:16.408	20	55 Paul GARNER 1:16.293	19	57 David MILLS 1:16.257		
ROW 6	18	9 Mark O'BRIEN 1:16.110	17	18 Lee LONGSTAFF 1:16.039	16	28 Kelvin HOARE 1:15.930		
ROW 5	15	37 Aldo MORELLO 1:15.557	14	15 Mariusz SIEMIENIUK-JUZWIUK 1:14.926	13	8 John COUGHLAN 1:14.920		
ROW 4	12	27 Dan COX 1:14.840	11	75 Peter WOODALL 1:14.738	10	147 Antony MOORE 1:14.583		
ROW 3	9	32 Martin MORRIS 1:14.498	8	62 Kevin SILVAIN 1:13.470	7	2 Peter BAKER 1:13.430		
ROW 2	6	10 Paul WILBY 1:13.364	5	40 Aiden PATMORE 1:13.253	4	133 Ben NEEVES 1:13.207		
ROW 1	3	166 Ryan GIBSON 1:13.184	2	76 Jason BYARD 1:12.817	1	33 Michael NEEVES 1:12.750		
						Pole		

Donington Park National
Circuit Length = 1.9790 miles

These results are provisional until the conclusion of any judicial and technical matters.

Clerk Of Course :		Timekeeper :

Results can be found at www.tsl-timing.com

Printed - 13:16 Saturday, 16 June 2018

BMCRC - MRO Championships 2018 - Rnd 5 @ Donington Park

Reactive Parts MRO Powerbikes inc BG Products Clubman 1000

RACE 6 - CLASSIFICATION

POS	NO	CL	PIC	NAME	ENTRY	LAPS	TIME	GAP	DIFF	MPH	BEST	ON
1	33		1	Michael NEEVES	BMW - Prime Factors Racing	7	8:28.760			97.75	1:11.368	7
2	2		2	Peter BAKER	Kawasaki -	7	8:30.213	1.453	1.453	97.48	1:11.486	7
3	40	C	1	Aiden PATMORE	Kawasaki - SW Roofing	7	8:32.156	3.396	1.943	97.11	1:11.820	5
4	10	C	2	Paul WILBY	Yamaha - MOREMOTO	7	8:32.262	3.502	0.106	97.09	1:11.586	7
5	166		3	Ryan GIBSON	Suzuki - JMC	7	8:32.535	3.775	0.273	97.03	1:11.641	7
6	62	C	3	Kevin SILVAIN	Yamaha - KSAUTOS	7	8:36.385	7.625	3.850	96.31	1:12.530	7
7	133		4	Ben NEEVES	BMW -	7	8:47.049	18.289	10.664	94.36	1:14.088	7
8	76		5	Jason BYARD	Suzuki - May Construction	7	8:47.591	18.831	0.542	94.27	1:13.969	7
9	8		6	John COUGHLAN	Aprilia - BIKERSWORLD	7	8:53.017	24.257	5.426	93.31	1:14.899	7
10	147	C	4	Antony MOORE	Kawasaki - specsavers hull	7	8:54.060	25.300	1.043	93.12	1:14.750	7
11	27	C	5	Dan COX	Yamaha - GWC Joinery LTD/ DC Paintworx	7	8:54.556	25.796	0.496	93.04	1:14.551	7
12	37	C	6	Aldo MORELLO	Yamaha - Bitstocks & Reveal	7	8:55.106	26.346	0.550	92.94	1:14.616	7
13	28	C	7	Kelvin HOARE	Kawasaki - Southern and Country Roofing Ltd	7	8:55.798	27.038	0.692	92.82	1:14.987	7
14	9	C	8	Mark O'BRIEN	Ducati - obrienhifi.com	7	8:56.040	27.280	0.242	92.78	1:15.075	7
15	75		7	Peter WOODALL	BMW - Core Projects Ltd	7	8:57.246	28.486	1.206	92.57	1:15.105	6
16	32		8	Martin MORRIS	Kawasaki - Morris Racing, Resolve, S.R. Hobby	7	8:59.247	30.487	2.001	92.23	1:14.278	7
17	42		9	Andy HORNBY	Kawasaki -	7	8:59.806	31.046	0.559	92.13	1:14.951	7
18	15	C	9	Mariusz SIEMIENIUK-JUZWIUK	BMW - BELMONT AUTO SERVICE	7	9:02.083	33.323	2.277	91.74	1:15.887	4
19	18	C	10	Lee LONGSTAFF	Yamaha - SMC GARAGE	7	9:02.213	33.453	0.130	91.72	1:15.789	4
20	36	C	11	James LYON	Suzuki - Digitive Ltd	7	9:02.771	34.011	0.558	91.63	1:15.224	7
21	55	C	12	Paul GARNER	Yamaha - A51 Racing	7	9:05.355	36.595	2.584	91.19	1:16.245	4
22	57	C	13	David MILLS	Kawasaki - A51 Racing	7	9:05.393	36.633	0.038	91.19	1:16.146	6
23	46	C	14	Simon GATES	Kawasaki - Team Kawafati	7	9:10.869	42.109	5.476	90.28	1:16.890	6
24	25	C	15	Louis BARTLETT	Kawasaki -	7	9:17.073	48.313	6.204	89.28	1:18.034	4
25	12		10	David COMBRINCK	Honda -	7	9:17.789	49.029	0.716	89.16	1:17.562	7
26	161	C	16	Dean ANDERSON	Honda - FOG Racing	7	9:17.989	49.229	0.200	89.13	1:18.104	3
27	333	C	17	Andrew HOUGHTON	Kawasaki - Greenham Kawasaki	7	9:19.978	51.218	1.989	88.81	1:18.023	4
28	74	C	18	Andrew BURKE	Honda -	7	9:31.857	1:03.097	11.879	86.97	1:19.788	6
29	129	C	19	Gareth MACKEY	Kawasaki - MSM Contracts	7	9:32.152	1:03.392	0.295	86.92	1:18.980	6
30	501	C	20	Steve MOSES	Kawasaki - Gemini Property Group Ltd	7	9:34.298	1:05.538	2.146	86.60	1:19.644	7
31	45	C	21	John GORDON	BMW - Flash Racing	7	9:35.130	1:06.370	0.832	86.47	1:19.857	7

NOT CLASSIFIED

DNF	39	C		Shane ADAMS	Kawasaki - SEMS	0						

FASTEST LAP

	33			Michael NEEVES	BMW - Prime Factors Racing	7	1:11.368	99.82 mph	160.66 kph
	10	C		Paul WILBY	Yamaha - MOREMOTO	7	1:11.586	99.52 mph	160.17 kph

Class - 92.5% of Race Speed = 90.41 mph
Class C - 92.5% of Race Speed = 89.82 mph

Donington Park National
Circuit Length = 1.9790 miles
Start: 16:26 Flag 16:35 End: 16:36

Weather / Track : Bright / Dry
These results are provisional until the conclusion of any judicial and technical matters.

Clerk Of Course :		Timekeeper :

Results can be found at www.tsl-timing.com

Printed - 16:36 Saturday, 16 June 2018

BMCRC - MRO Championships 2018 - Rnd 5 @ Donington Park

Reactive Parts MRO Powerbikes inc BG Products Clubman 1000

RACE 6 - LAP CHART

LAP 1 @ 16:27:59.495

NO	BEHIND	LAP TIME
33		1:17.099
166	0.191	1:17.290
40	0.632	1:17.731
2	1.087	1:18.186
62	1.562	1:18.661
76	1.614	1:18.713
10	1.996	1:19.095
133	2.760	1:19.859
8	3.635	1:20.734
37	3.776	1:20.875
147	4.683	1:21.782
27	4.750	1:21.849
75	5.339	1:22.438
15	5.794	1:22.893
28	6.075	1:23.174
18	6.718	1:23.817
9	6.778	1:23.877
57	7.075	1:24.174
55	7.296	1:24.395
42	8.036	1:25.135
36	8.338	1:25.437
32	8.481	1:25.580
161	9.075	1:26.174
46	9.497	1:26.596
12	10.648	1:27.747
25	10.697	1:27.796
333	11.364	1:28.463
501	11.924	1:29.023
129	12.333	1:29.432
74	12.493	1:29.592
45	13.472	1:30.571

LAP 2 @ 16:29:11.861

NO	BEHIND	LAP TIME
33		1:12.366
40	1.195	1:12.929
2	1.541	1:12.820
166	1.736	1:13.911
62	2.144	1:12.948
10	2.415	1:12.785
76	4.019	1:14.771
133	4.553	1:14.159
8	6.792	1:15.523
37	7.088	1:15.678
147	8.362	1:16.045
27	8.533	1:16.149
75	9.385	1:16.412
28	9.510	1:15.801
9	10.276	1:15.864
15	10.822	1:17.394
18	11.149	1:16.797
57	11.889	1:17.180
42	12.232	1:16.562
36	12.810	1:16.838
55	12.926	1:17.996
32	12.962	1:16.847
46	15.107	1:17.976
161	15.752	1:19.043
25	17.061	1:18.730
12	17.462	1:19.180
333	17.613	1:18.615
501	20.286	1:20.728
129	20.750	1:20.783
74	20.983	1:20.856
45	21.915	1:20.809

LAP 3 @ 16:30:23.741

NO	BEHIND	LAP TIME
33		1:11.880
2	1.778	1:12.117
40	2.116	1:12.801
166	2.440	1:12.584
10	2.981	1:12.446
62	3.631	1:13.367
76	6.745	1:14.606
133	6.936	1:14.263
8	10.725	1:15.813
37	10.931	1:15.723
27	11.637	1:14.984
147	12.258	1:15.776
28	13.583	1:15.953
9	13.927	1:15.531
75	13.948	1:16.443
15	15.288	1:16.346
18	15.702	1:16.433
42	16.475	1:16.123
32	16.873	1:15.791
57	17.370	1:17.361
36	17.695	1:16.765
55	18.049	1:17.003
46	21.012	1:17.785
161	21.976	1:18.104
25	23.316	1:18.135
333	24.336	1:18.603
12	24.585	1:19.003
501	28.958	1:20.552
74	29.139	1:20.036
129	29.578	1:20.708
45	30.509	1:20.474

LAP 4 @ 16:31:35.822

NO	BEHIND	LAP TIME
33		1:12.081
2	1.848	1:12.151
166	2.604	1:12.245
40	2.923	1:12.888
10	3.054	1:12.154
62	4.379	1:12.829
133	9.933	1:15.078
76	10.763	1:16.099
8	14.103	1:15.459
37	14.450	1:15.600
27	14.850	1:15.294
147	15.283	1:15.106
28	16.679	1:15.177
9	16.950	1:15.104
75	17.450	1:15.583
15	19.094	1:15.887
18	19.410	1:15.789
42	19.634	1:15.240
32	19.904	1:15.112
57	21.559	1:16.270
36	21.921	1:16.307
55	22.213	1:16.245
46	26.395	1:17.464
161	28.027	1:18.132
25	29.269	1:18.034
333	30.278	1:18.023
12	30.815	1:18.311
74	37.944	1:20.886
501	38.511	1:21.634
129	38.964	1:21.467
45	39.827	1:21.399

LAP 5 @ 16:32:48.039

NO	BEHIND	LAP TIME
33		1:12.217
2	1.384	1:11.753
40	2.526	1:11.820
166	2.874	1:12.487
10	3.086	1:12.249
62	5.514	1:13.352
133	12.338	1:14.622
76	13.432	1:14.886
8	17.390	1:15.504
37	17.787	1:15.554
147	18.263	1:15.197
27	19.154	1:16.521
28	19.677	1:15.215
9	19.943	1:15.210
75	20.839	1:15.606
42	23.907	1:16.490
15	23.956	1:17.079
18	24.297	1:17.104
32	24.380	1:16.693
36	26.119	1:16.415
57	26.580	1:17.238
55	26.726	1:16.730
46	31.394	1:17.216
161	34.818	1:19.008
25	35.129	1:18.077
333	36.119	1:18.058
12	36.593	1:17.995
74	46.611	1:20.884
129	47.645	1:20.898
501	48.622	1:22.328
45	49.000	1:21.390

LAP 6 @ 16:33:59.788

NO	BEHIND	LAP TIME
33		1:11.749
2	1.335	1:11.700
40	2.863	1:12.086
10	3.284	1:11.947
166	3.502	1:12.377
62	6.463	1:12.698
133	15.569	1:14.980
76	16.230	1:14.547
8	20.726	1:15.085
147	21.918	1:15.404
27	22.613	1:15.208
37	23.098	1:17.060
28	23.419	1:15.491
9	23.573	1:15.379
75	24.195	1:15.105
42	27.463	1:15.305
32	27.577	1:14.946
15	28.444	1:16.237
18	29.023	1:16.475
36	30.155	1:15.785
57	30.977	1:16.146
55	31.505	1:16.528
46	36.535	1:16.890
25	41.525	1:18.145
161	41.767	1:18.698
333	42.626	1:18.256
12	42.835	1:17.991
74	54.650	1:19.788
129	54.876	1:18.980
501	57.262	1:20.389
45	57.881	1:20.630

LAP 7 @ 16:35:11.156

NO	BEHIND	LAP TIME
33		1:11.368
2	1.453	1:11.486
40	3.396	1:11.901
10	3.502	1:11.586
166	3.775	1:11.641
62	7.625	1:12.530
133	18.289	1:14.088
76	18.831	1:13.969
8	24.257	1:14.899
147	25.300	1:14.750
27	25.796	1:14.551
37	26.346	1:14.616
28	27.038	1:14.987
9	27.280	1:15.075
75	28.486	1:15.659
32	30.487	1:14.278
42	31.046	1:14.951
15	33.323	1:16.247
18	33.453	1:15.798
36	34.011	1:15.224
55	36.595	1:16.458
57	36.633	1:17.024
46	42.109	1:16.942
25	48.313	1:18.156
12	49.029	1:17.562
161	49.229	1:18.830
333	51.218	1:19.960
74	1:03.097	1:19.815
129	1:03.392	1:19.884
501	1:05.538	1:19.644
45	1:06.370	1:19.857

Weather / Track : Bright / Dry

Donington Park National
Circuit Length = 1.9790 miles
Start: 16:26 Flag 16:35 End: 16:36

Results can be found at www.tsl-timing.com

Printed - 16:36 Saturday, 16 June 2018

BMCRC - MRO Championships 2018 - Rnd 5 @ Donington Park

Reactive Parts MRO Powerbikes inc BG Products Clubman 1000

RACE 6 - SECTOR ANALYSIS

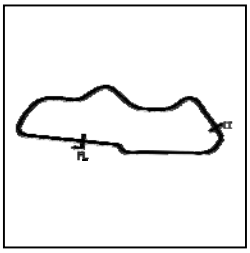

SECTOR 1 = FL to I1, SECTOR 2 = I1 to FL, DIFF = Difference To Personal Best Lap, P = Crossed Finish Line in Pit Lane, D = Time Disallowed

P1 33 Michael NEEVES BMW - Prime Factors Racing

IDEAL LAP TIME : 1:11.337 BEST LAP TIME : 1:11.368 DIFFERENCE : 0.031

LAP	SECTOR 1	SECTOR 2	LAP TIME	MPH	DIFF	TIME OF DAY
1 -		25.503	1:17.099	92.40	5.731	16:27:59.495
2 -	47.137	25.229	1:12.366	98.45	0.998	16:29:11.861
3 -	47.051	***24.829***	1:11.880 **(3)**	99.11	0.512	16:30:23.741
4 -	47.101	24.980	1:12.081	98.84	0.713	16:31:35.822
5 -	47.320	24.897	1:12.217	98.65	0.849	16:32:48.039
6 -	46.808	24.941	1:11.749 **(2)**	99.29	0.381	16:33:59.788
7 -	***46.508***	24.860	***1:11.368*** **(1)**	***99.82***		***16:35:11.156***

P2 2 Peter BAKER Kawasaki -

IDEAL LAP TIME : 1:11.405 BEST LAP TIME : 1:11.486 DIFFERENCE : 0.081

LAP	SECTOR 1	SECTOR 2	LAP TIME	MPH	DIFF	TIME OF DAY
1 -		25.198	1:18.186	91.12	6.700	16:28:00.582
2 -	47.291	25.529	1:12.820	97.83	1.334	16:29:13.402
3 -	47.088	25.029	1:12.117	98.79	0.631	16:30:25.519
4 -	47.105	25.046	1:12.151	98.74	0.665	16:31:37.670
5 -	46.753	25.000	1:11.753 **(3)**	99.29	0.267	16:32:49.423
6 -	46.787	***24.913***	1:11.700 **(2)**	99.36	0.214	16:34:01.123
7 -	***46.492***	24.994	***1:11.486*** **(1)**	***99.66***		***16:35:12.609***

P3 40 C Aiden PATMORE Kawasaki - SW Roofing

IDEAL LAP TIME : 1:11.685 BEST LAP TIME : 1:11.820 DIFFERENCE : 0.135

LAP	SECTOR 1	SECTOR 2	LAP TIME	MPH	DIFF	TIME OF DAY
1 -		25.298	1:17.731	91.65	5.911	16:28:00.127
2 -	47.501	25.428	1:12.929	97.69	1.109	16:29:13.056
3 -	47.624	25.177	1:12.801	97.86	0.981	16:30:25.857
4 -	47.965	***24.923***	1:12.888	97.74	1.068	16:31:38.745
5 -	***46.762***	25.058	***1:11.820*** **(1)**	***99.20***		***16:32:50.565***
6 -	46.922	25.164	1:12.086 **(3)**	98.83	0.266	16:34:02.651
7 -	46.849	25.052	1:11.901 **(2)**	99.08	0.081	16:35:14.552

P4 10 C Paul WILBY Yamaha - MOREMOTO

IDEAL LAP TIME : 1:11.586 BEST LAP TIME : 1:11.586 DIFFERENCE : 0.000

LAP	SECTOR 1	SECTOR 2	LAP TIME	MPH	DIFF	TIME OF DAY
1 -		25.775	1:19.095	90.07	7.509	16:28:01.491
2 -	47.376	25.409	1:12.785	97.88	1.199	16:29:14.276
3 -	47.552	24.894	1:12.446	98.34	0.860	16:30:26.722
4 -	47.192	24.962	1:12.154 **(3)**	98.74	0.568	16:31:38.876
5 -	47.081	25.168	1:12.249	98.61	0.663	16:32:51.125
6 -	46.847	25.100	1:11.947 **(2)**	99.02	0.361	16:34:03.072
7 -	***46.746***	***24.840***	***1:11.586*** **(1)**	***99.52***		***16:35:14.658***

P5 166 Ryan GIBSON Suzuki - JMC

IDEAL LAP TIME : 1:11.641 BEST LAP TIME : 1:11.641 DIFFERENCE : 0.000

LAP	SECTOR 1	SECTOR 2	LAP TIME	MPH	DIFF	TIME OF DAY
1 -		25.965	1:17.290	92.18	5.649	16:27:59.686
2 -	48.055	25.856	1:13.911	96.39	2.270	16:29:13.597
3 -	47.596	24.988	1:12.584	98.15	0.943	16:30:26.181
4 -	47.313	24.932	1:12.245 **(2)**	98.61	0.604	16:31:38.426
5 -	47.289	25.198	1:12.487	98.28	0.846	16:32:50.913
6 -	46.921	25.456	1:12.377 **(3)**	98.43	0.736	16:34:03.290
7 -	***46.834***	***24.807***	***1:11.641*** **(1)**	***99.44***		***16:35:14.931***

P6 62 C Kevin SILVAIN Yamaha - KSAUTOS

IDEAL LAP TIME : 1:12.339 BEST LAP TIME : 1:12.530 DIFFERENCE : 0.191

LAP	SECTOR 1	SECTOR 2	LAP TIME	MPH	DIFF	TIME OF DAY

Weather / Track : Bright / Dry

Donington Park National
Circuit Length = 1.9790 miles
Start: 16:26 Flag 16:35 End: 16:36

BMCRC - MRO Championships 2018 - Rnd 5 @ Donington Park

Reactive Parts MRO Powerbikes inc BG Products Clubman 1000

RACE 6 - SECTOR ANALYSIS

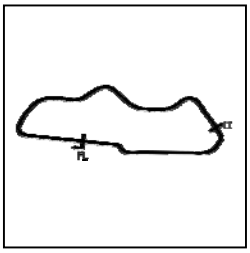

SECTOR 1 = FL to I1, SECTOR 2 = I1 to FL, DIFF = Difference To Personal Best Lap, P = Crossed Finish Line in Pit Lane, D = Time Disallowed

1 -		25.462	1:18.661	90.57	6.131	16:28:01.057
2 -	47.655	25.293	1:12.948	97.66	0.418	16:29:14.005
3 -	48.450	***24.917***	1:13.367	97.10	0.837	16:30:27.372
4 -	47.644	25.185	1:12.829 **(3)**	97.82	0.299	16:31:40.201
5 -	48.088	25.264	1:13.352	97.12	0.822	16:32:53.553
6 -	47.642	25.056	1:12.698 **(2)**	98.00	0.168	16:34:06.251
7 -	***47.422***	25.108	***1:12.530*** **(1)**	***98.23***		***16:35:18.781***

P7 133 Ben NEEVES BMW -

IDEAL LAP TIME : 1:13.936 BEST LAP TIME : 1:14.088 DIFFERENCE : 0.152

LAP	SECTOR 1	SECTOR 2	LAP TIME	MPH	DIFF	TIME OF DAY
1 -		26.235	1:19.859	89.21	5.771	16:28:02.255
2 -	***48.453***	25.706	1:14.159 **(2)**	96.07	0.071	16:29:16.414
3 -	48.470	25.793	1:14.263 **(3)**	95.93	0.175	16:30:30.677
4 -	49.125	25.953	1:15.078	94.89	0.990	16:31:45.755
5 -	48.876	25.746	1:14.622	95.47	0.534	16:33:00.377
6 -	49.075	25.905	1:14.980	95.02	0.892	16:34:15.357
7 -	48.605	***25.483***	***1:14.088*** **(1)**	***96.16***		***16:35:29.445***

P8 76 Jason BYARD Suzuki - May Construction

IDEAL LAP TIME : 1:13.969 BEST LAP TIME : 1:13.969 DIFFERENCE : 0.000

LAP	SECTOR 1	SECTOR 2	LAP TIME	MPH	DIFF	TIME OF DAY
1 -		26.013	1:18.713	90.51	4.744	16:28:01.109
2 -	48.975	25.796	1:14.771	95.28	0.802	16:29:15.880
3 -	48.792	25.814	1:14.606 **(3)**	95.49	0.637	16:30:30.486
4 -	49.903	26.196	1:16.099	93.62	2.130	16:31:46.585
5 -	49.027	25.859	1:14.886	95.13	0.917	16:33:01.471
6 -	48.693	25.854	1:14.547 **(2)**	95.57	0.578	16:34:16.018
7 -	***48.349***	***25.620***	***1:13.969*** **(1)**	***96.31***		***16:35:29.987***

P9 8 John COUGHLAN Aprilia - BIKERSWORLD

IDEAL LAP TIME : 1:14.827 BEST LAP TIME : 1:14.899 DIFFERENCE : 0.072

LAP	SECTOR 1	SECTOR 2	LAP TIME	MPH	DIFF	TIME OF DAY
1 -		26.368	1:20.734	88.24	5.835	16:28:03.130
2 -	49.399	26.124	1:15.523	94.33	0.624	16:29:18.653
3 -	49.744	26.069	1:15.813	93.97	0.914	16:30:34.466
4 -	49.400	26.059	1:15.459 **(3)**	94.41	0.560	16:31:49.925
5 -	49.612	25.892	1:15.504	94.36	0.605	16:33:05.429
6 -	49.270	***25.815***	1:15.085 **(2)**	94.88	0.186	16:34:20.514
7 -	***49.012***	25.887	***1:14.899*** **(1)**	***95.12***		***16:35:35.413***

P10 147 C Antony MOORE Kawasaki - specsavers hull

IDEAL LAP TIME : 1:14.395 BEST LAP TIME : 1:14.750 DIFFERENCE : 0.355

LAP	SECTOR 1	SECTOR 2	LAP TIME	MPH	DIFF	TIME OF DAY
1 -		26.029	1:21.782	87.11	7.032	16:28:04.178
2 -	49.953	26.092	1:16.045	93.68	1.295	16:29:20.223
3 -	49.756	26.020	1:15.776	94.02	1.026	16:30:35.999
4 -	49.262	25.844	1:15.106 **(2)**	94.86	0.356	16:31:51.105
5 -	49.512	***25.685***	1:15.197 **(3)**	94.74	0.447	16:33:06.302
6 -	49.656	25.748	1:15.404	94.48	0.654	16:34:21.706
7 -	***48.710***	26.040	***1:14.750*** **(1)**	***95.31***		***16:35:36.456***

P11 27 C Dan COX Yamaha - GWC Joinery LTD/ DC Paintworx

IDEAL LAP TIME : 1:14.551 BEST LAP TIME : 1:14.551 DIFFERENCE : 0.000

LAP	SECTOR 1	SECTOR 2	LAP TIME	MPH	DIFF	TIME OF DAY
1 -		26.522	1:21.849	87.04	7.298	16:28:04.245
2 -	50.213	25.936	1:16.149	93.56	1.598	16:29:20.394
3 -	49.069	25.915	1:14.984 **(2)**	95.01	0.433	16:30:35.378
4 -	49.546	25.748	1:15.294	94.62	0.743	16:31:50.672

Weather / Track : Bright / Dry

Donington Park National
Circuit Length = 1.9790 miles
Start: 16:26 Flag 16:35 End: 16:36

BMCRC - MRO Championships 2018 - Rnd 5 @ Donington Park

Reactive Parts MRO Powerbikes inc BG Products Clubman 1000

RACE 6 - SECTOR ANALYSIS

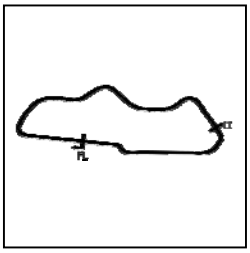

SECTOR 1 = FL to I1, SECTOR 2 = I1 to FL, DIFF = Difference To Personal Best Lap, P = Crossed Finish Line in Pit Lane, D = Time Disallowed

5 -	50.593	25.928	1:16.521	93.10	1.970	16:33:07.193
6 -	49.563	25.645	1:15.208 (3)	94.73	0.657	16:34:22.401
7 -	***48.971***	***25.580***	***1:14.551 (1)***	***95.56***		***16:35:36.952***

P12 37 C Aldo MORELLO Yamaha - Bitstocks & Reveal

IDEAL LAP TIME : 1:14.615 BEST LAP TIME : 1:14.616 DIFFERENCE : 0.001

LAP	SECTOR 1	SECTOR 2	LAP TIME	MPH	DIFF	TIME OF DAY
1 -		26.230	1:20.875	88.09	6.259	16:28:03.271
2 -	49.533	26.145	1:15.678	94.14	1.062	16:29:18.949
3 -	49.144	26.579	1:15.723	94.08	1.107	16:30:34.672
4 -	49.590	26.010	1:15.600 (3)	94.24	0.984	16:31:50.272
5 -	49.654	***25.900***	1:15.554 (2)	94.29	0.938	16:33:05.826
6 -	50.707	26.353	1:17.060	92.45	2.444	16:34:22.886
7 -	***48.715***	25.901	***1:14.616 (1)***	***95.48***		***16:35:37.502***

P13 28 C Kelvin HOARE Kawasaki - Southern and Country Roofing Ltd

IDEAL LAP TIME : 1:14.765 BEST LAP TIME : 1:14.987 DIFFERENCE : 0.222

LAP	SECTOR 1	SECTOR 2	LAP TIME	MPH	DIFF	TIME OF DAY
1 -		26.751	1:23.174	85.65	8.187	16:28:05.570
2 -	49.415	26.386	1:15.801	93.99	0.814	16:29:21.371
3 -	49.461	26.492	1:15.953	93.80	0.966	16:30:37.324
4 -	48.847	26.330	1:15.177 (2)	94.77	0.190	16:31:52.501
5 -	49.083	***26.132***	1:15.215 (3)	94.72	0.228	16:33:07.716
6 -	***48.633***	26.858	1:15.491	94.37	0.504	16:34:23.207
7 -	48.769	26.218	***1:14.987 (1)***	***95.01***		***16:35:38.194***

P14 9 C Mark O'BRIEN Ducati - obrienhifi.com

IDEAL LAP TIME : 1:14.876 BEST LAP TIME : 1:15.075 DIFFERENCE : 0.199

LAP	SECTOR 1	SECTOR 2	LAP TIME	MPH	DIFF	TIME OF DAY
1 -		26.404	1:23.877	84.94	8.802	16:28:06.273
2 -	49.905	***25.959***	1:15.864	93.91	0.789	16:29:22.137
3 -	49.261	26.270	1:15.531	94.32	0.456	16:30:37.668
4 -	49.028	26.076	1:15.104 (2)	94.86	0.029	16:31:52.772
5 -	49.136	26.074	1:15.210 (3)	94.72	0.135	16:33:07.982
6 -	***48.917***	26.462	1:15.379	94.51	0.304	16:34:23.361
7 -	49.106	25.969	***1:15.075 (1)***	***94.90***		***16:35:38.436***

P15 75 Peter WOODALL BMW - Core Projects Ltd

IDEAL LAP TIME : 1:15.105 BEST LAP TIME : 1:15.105 DIFFERENCE : 0.000

LAP	SECTOR 1	SECTOR 2	LAP TIME	MPH	DIFF	TIME OF DAY
1 -		26.469	1:22.438	86.42	7.333	16:28:04.834
2 -	49.900	26.512	1:16.412	93.23	1.307	16:29:21.246
3 -	49.799	26.644	1:16.443	93.20	1.338	16:30:37.689
4 -	49.406	26.177	1:15.583 (2)	94.26	0.478	16:31:53.272
5 -	49.410	26.196	1:15.606 (3)	94.23	0.501	16:33:08.878
6 -	***48.992***	***26.113***	***1:15.105 (1)***	***94.86***		***16:34:23.983***
7 -	49.221	26.438	1:15.659	94.16	0.554	16:35:39.642

P16 32 Martin MORRIS Kawasaki - Morris Racing, Resolve, S.R. Hobby

IDEAL LAP TIME : 1:14.278 BEST LAP TIME : 1:14.278 DIFFERENCE : 0.000

LAP	SECTOR 1	SECTOR 2	LAP TIME	MPH	DIFF	TIME OF DAY
1 -		26.804	1:25.580	83.25	11.302	16:28:07.976
2 -	50.076	26.771	1:16.847	92.71	2.569	16:29:24.823
3 -	49.581	26.210	1:15.791	94.00	1.513	16:30:40.614
4 -	49.077	26.035	1:15.112 (3)	94.85	0.834	16:31:55.726
5 -	50.372	26.321	1:16.693	92.89	2.415	16:33:12.419
6 -	49.192	25.754	1:14.946 (2)	95.06	0.668	16:34:27.365
7 -	***48.616***	***25.662***	***1:14.278 (1)***	***95.91***		***16:35:41.643***

Weather / Track : Bright / Dry

Donington Park National
Circuit Length = 1.9790 miles
Start: 16:26 Flag 16:35 End: 16:36

BMCRC - MRO Championships 2018 - Rnd 5 @ Donington Park

Reactive Parts MRO Powerbikes inc BG Products Clubman 1000

RACE 6 - SECTOR ANALYSIS

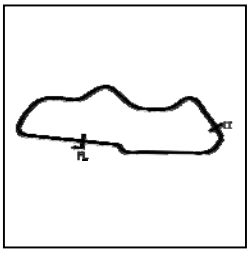

SECTOR 1 = FL to I1, SECTOR 2 = I1 to FL, DIFF = Difference To Personal Best Lap, P = Crossed Finish Line in Pit Lane, D = Time Disallowed

P17 42 Andy HORNBY Kawasaki -

IDEAL LAP TIME : 1:14.691 BEST LAP TIME : 1:14.951 DIFFERENCE : 0.260

LAP	SECTOR 1	SECTOR 2	LAP TIME	MPH	DIFF	TIME OF DAY
1 -		26.931	1:25.135	83.68	10.184	16:28:07.531
2 -	49.988	26.574	1:16.562	93.05	1.611	16:29:24.093
3 -	49.816	26.307	1:16.123	93.59	1.172	16:30:40.216
4 -	49.004	26.236	1:15.240 **(2)**	94.69	0.289	16:31:55.456
5 -	50.127	26.363	1:16.490	93.14	1.539	16:33:11.946
6 -	***48.893***	26.412	1:15.305 **(3)**	94.61	0.354	16:34:27.251
7 -	49.153	***25.798***	***1:14.951*** **(1)**	***95.05***		***16:35:42.202***

P18 15 C Mariusz SIEMIENIUK-JUZWIUK BMW - BELMONT AUTO SERVICE

IDEAL LAP TIME : 1:15.736 BEST LAP TIME : 1:15.887 DIFFERENCE : 0.151

LAP	SECTOR 1	SECTOR 2	LAP TIME	MPH	DIFF	TIME OF DAY
1 -		26.560	1:22.893	85.94	7.006	16:28:05.289
2 -	50.719	26.675	1:17.394	92.05	1.507	16:29:22.683
3 -	50.071	26.275	1:16.346	93.32	0.459	16:30:39.029
4 -	***49.640***	26.247	***1:15.887*** **(1)**	***93.88***		***16:31:54.916***
5 -	50.402	26.677	1:17.079	92.43	1.192	16:33:11.995
6 -	50.141	***26.096***	1:16.237 **(2)**	93.45	0.350	16:34:28.232
7 -	49.742	26.505	1:16.247 **(3)**	93.44	0.360	16:35:44.479

P19 18 C Lee LONGSTAFF Yamaha - SMC GARAGE

IDEAL LAP TIME : 1:15.735 BEST LAP TIME : 1:15.789 DIFFERENCE : 0.054

LAP	SECTOR 1	SECTOR 2	LAP TIME	MPH	DIFF	TIME OF DAY
1 -		26.471	1:23.817	85.00	8.028	16:28:06.213
2 -	50.298	26.499	1:16.797	92.77	1.008	16:29:23.010
3 -	50.191	26.242	1:16.433 **(3)**	93.21	0.644	16:30:39.443
4 -	***49.495***	26.294	***1:15.789*** **(1)**	***94.00***		***16:31:55.232***
5 -	50.658	26.446	1:17.104	92.40	1.315	16:33:12.336
6 -	50.235	***26.240***	1:16.475	93.16	0.686	16:34:28.811
7 -	49.525	26.273	1:15.798 **(2)**	93.99	0.009	16:35:44.609

P20 36 C James LYON Suzuki - Digitive Ltd

IDEAL LAP TIME : 1:15.224 BEST LAP TIME : 1:15.224 DIFFERENCE : 0.000

LAP	SECTOR 1	SECTOR 2	LAP TIME	MPH	DIFF	TIME OF DAY
1 -		27.524	1:25.437	83.39	10.213	16:28:07.833
2 -	49.933	26.905	1:16.838	92.72	1.614	16:29:24.671
3 -	49.952	26.813	1:16.765	92.81	1.541	16:30:41.436
4 -	49.775	26.532	1:16.307 **(3)**	93.36	1.083	16:31:57.743
5 -	49.682	26.733	1:16.415	93.23	1.191	16:33:14.158
6 -	49.348	26.437	1:15.785 **(2)**	94.01	0.561	16:34:29.943
7 -	***49.136***	***26.088***	***1:15.224*** **(1)**	***94.71***		***16:35:45.167***

P21 55 C Paul GARNER Yamaha - A51 Racing

IDEAL LAP TIME : 1:16.130 BEST LAP TIME : 1:16.245 DIFFERENCE : 0.115

LAP	SECTOR 1	SECTOR 2	LAP TIME	MPH	DIFF	TIME OF DAY
1 -		26.583	1:24.395	84.42	8.150	16:28:06.791
2 -	50.769	27.227	1:17.996	91.34	1.751	16:29:24.787
3 -	50.749	26.254	1:17.003	92.52	0.758	16:30:41.790
4 -	50.324	***25.921***	***1:16.245*** **(1)**	***93.44***		***16:31:58.035***
5 -	50.385	26.345	1:16.730	92.85	0.485	16:33:14.765
6 -	50.399	26.129	1:16.528 **(3)**	93.09	0.283	16:34:31.293
7 -	***50.209***	26.249	1:16.458 **(2)**	93.18	0.213	16:35:47.751

P22 57 C David MILLS Kawasaki - A51 Racing

IDEAL LAP TIME : 1:16.090 BEST LAP TIME : 1:16.146 DIFFERENCE : 0.056

LAP	SECTOR 1	SECTOR 2	LAP TIME	MPH	DIFF	TIME OF DAY

Weather / Track : Bright / Dry

Donington Park National
Circuit Length = 1.9790 miles
Start: 16:26 Flag 16:35 End: 16:36

BMCRC - MRO Championships 2018 - Rnd 5 @ Donington Park

Reactive Parts MRO Powerbikes inc BG Products Clubman 1000

RACE 6 - SECTOR ANALYSIS

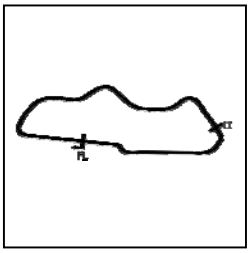

SECTOR 1 = FL to I1, SECTOR 2 = I1 to FL, DIFF = Difference To Personal Best Lap, P = Crossed Finish Line in Pit Lane, D = Time Disallowed

1 -		27.278	1:24.174	84.64	8.028	16:28:06.570
2 -	50.573	26.607	1:17.180	92.31	1.034	16:29:23.750
3 -	50.544	26.817	1:17.361	92.09	1.215	16:30:41.111
4 -	***49.737***	26.533	1:16.270 **(2)**	93.41	0.124	16:31:57.381
5 -	50.200	27.038	1:17.238	92.24	1.092	16:33:14.619
6 -	49.793	***26.353***	***1:16.146*** **(1)**	***93.56***		***16:34:30.765***
7 -	50.073	26.951	1:17.024 **(3)**	92.49	0.878	16:35:47.789

P23 46 C Simon GATES

Kawasaki - Team Kawafati

IDEAL LAP TIME : 1:16.792 BEST LAP TIME : 1:16.890 DIFFERENCE : 0.098

LAP	SECTOR 1	SECTOR 2	LAP TIME	MPH	DIFF	TIME OF DAY
1 -		27.325	1:26.596	82.27	9.706	16:28:08.992
2 -	51.226	26.750	1:17.976	91.36	1.086	16:29:26.968
3 -	51.134	26.651	1:17.785	91.59	0.895	16:30:44.753
4 -	50.891	26.573	1:17.464	91.97	0.574	16:32:02.217
5 -	50.496	26.720	1:17.216 **(3)**	92.26	0.326	16:33:19.433
6 -	***50.401***	26.489	***1:16.890*** **(1)**	***92.66***		***16:34:36.323***
7 -	50.551	***26.391***	1:16.942 **(2)**	92.59	0.052	16:35:53.265

P24 25 C Louis BARTLETT

Kawasaki -

IDEAL LAP TIME : 1:17.728 BEST LAP TIME : 1:18.034 DIFFERENCE : 0.306

LAP	SECTOR 1	SECTOR 2	LAP TIME	MPH	DIFF	TIME OF DAY
1 -		27.740	1:27.796	81.14	9.762	16:28:10.192
2 -	51.207	27.523	1:18.730	90.49	0.696	16:29:28.922
3 -	50.852	27.283	1:18.135 **(3)**	91.18	0.101	16:30:47.057
4 -	50.893	27.141	***1:18.034*** **(1)**	***91.30***		***16:32:05.091***
5 -	50.949	27.128	1:18.077 **(2)**	91.25	0.043	16:33:23.168
6 -	51.173	***26.972***	1:18.145	91.17	0.111	16:34:41.313
7 -	***50.756***	27.400	1:18.156	91.15	0.122	16:35:59.469

P25 12 David COMBRINCK

Honda -

IDEAL LAP TIME : 1:17.562 BEST LAP TIME : 1:17.562 DIFFERENCE : 0.000

LAP	SECTOR 1	SECTOR 2	LAP TIME	MPH	DIFF	TIME OF DAY
1 -		28.088	1:27.747	81.19	10.185	16:28:10.143
2 -	51.708	27.472	1:19.180	89.98	1.618	16:29:29.323
3 -	51.216	27.787	1:19.003	90.18	1.441	16:30:48.326
4 -	51.290	27.021	1:18.311	90.97	0.749	16:32:06.637
5 -	51.104	26.891	1:17.995 **(3)**	91.34	0.433	16:33:24.632
6 -	50.978	27.013	1:17.991 **(2)**	91.35	0.429	16:34:42.623
7 -	***50.673***	***26.889***	***1:17.562*** **(1)**	***91.85***		***16:36:00.185***

P26 161 C Dean ANDERSON

Honda - FOG Racing

IDEAL LAP TIME : 1:17.866 BEST LAP TIME : 1:18.104 DIFFERENCE : 0.238

LAP	SECTOR 1	SECTOR 2	LAP TIME	MPH	DIFF	TIME OF DAY
1 -		27.693	1:26.174	82.67	8.070	16:28:08.570
2 -	51.620	27.423	1:19.043	90.13	0.939	16:29:27.613
3 -	***50.864***	27.240	***1:18.104*** **(1)**	***91.21***		***16:30:45.717***
4 -	51.130	***27.002***	1:18.132 **(2)**	91.18	0.028	16:32:03.849
5 -	51.269	27.739	1:19.008	90.17	0.904	16:33:22.857
6 -	51.274	27.424	1:18.698 **(3)**	90.53	0.594	16:34:41.555
7 -	50.939	27.891	1:18.830	90.37	0.726	16:36:00.385

P27 333 C Andrew HOUGHTON

Kawasaki - Greenham Kawasaki

IDEAL LAP TIME : 1:17.902 BEST LAP TIME : 1:18.023 DIFFERENCE : 0.121

LAP	SECTOR 1	SECTOR 2	LAP TIME	MPH	DIFF	TIME OF DAY
1 -		27.665	1:28.463	80.53	10.440	16:28:10.859
2 -	51.592	27.023	1:18.615	90.62	0.592	16:29:29.474
3 -	51.373	27.230	1:18.603	90.64	0.580	16:30:48.077
4 -	51.135	***26.888***	***1:18.023*** **(1)**	***91.31***		***16:32:06.100***

Weather / Track : Bright / Dry

Donington Park National
Circuit Length = 1.9790 miles
Start: 16:26 Flag 16:35 End: 16:36

BMCRC - MRO Championships 2018 - Rnd 5 @ Donington Park

Reactive Parts MRO Powerbikes inc BG Products Clubman 1000

RACE 6 - SECTOR ANALYSIS

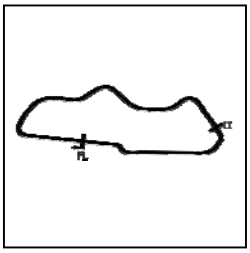

SECTOR 1 = FL to I1, SECTOR 2 = I1 to FL, DIFF = Difference To Personal Best Lap, P = Crossed Finish Line in Pit Lane, D = Time Disallowed

5 -	***51.014***	27.044	1:18.058	**(2)**	91.27	0.035	16:33:24.158
6 -	51.100	27.156	1:18.256	**(3)**	91.04	0.233	16:34:42.414
7 -	52.467	27.493	1:19.960		89.10	1.937	16:36:02.374

P28 74 C Andrew BURKE Honda -

IDEAL LAP TIME : 1:19.165 BEST LAP TIME : 1:19.788 DIFFERENCE : 0.623

LAP	SECTOR 1	SECTOR 2	LAP TIME		MPH	DIFF	TIME OF DAY
1 -		27.938	1:29.592		79.52	9.804	16:28:11.988
2 -	53.153	27.703	1:20.856		88.11	1.068	16:29:32.844
3 -	52.508	***27.528***	1:20.036	**(3)**	89.01	0.248	16:30:52.880
4 -	52.731	28.155	1:20.886		88.08	1.098	16:32:13.766
5 -	52.508	28.376	1:20.884		88.08	1.096	16:33:34.650
6 -	51.890	27.898	***1:19.788***	**(1)**	***89.29***		***16:34:54.438***
7 -	***51.637***	28.178	1:19.815	**(2)**	89.26	0.027	16:36:14.253

P29 129 C Gareth MACKEY Kawasaki - MSM Contracts

IDEAL LAP TIME : 1:18.974 BEST LAP TIME : 1:18.980 DIFFERENCE : 0.006

LAP	SECTOR 1	SECTOR 2	LAP TIME		MPH	DIFF	TIME OF DAY
1 -		28.223	1:29.432		79.66	10.452	16:28:11.828
2 -	53.112	27.671	1:20.783		88.19	1.803	16:29:32.611
3 -	52.873	27.835	1:20.708	**(3)**	88.27	1.728	16:30:53.319
4 -	53.979	27.488	1:21.467		87.45	2.487	16:32:14.786
5 -	53.447	27.451	1:20.898		88.06	1.918	16:33:35.684
6 -	51.845	***27.135***	***1:18.980***	**(1)**	***90.20***		***16:34:54.664***
7 -	***51.839***	28.045	1:19.884	**(2)**	89.18	0.904	16:36:14.548

P30 501 C Steve MOSES Kawasaki - Gemini Property Group Ltd

IDEAL LAP TIME : 1:19.644 BEST LAP TIME : 1:19.644 DIFFERENCE : 0.000

LAP	SECTOR 1	SECTOR 2	LAP TIME		MPH	DIFF	TIME OF DAY
1 -		28.409	1:29.023		80.03	9.379	16:28:11.419
2 -	53.317	27.411	1:20.728		88.25	1.084	16:29:32.147
3 -	52.687	27.865	1:20.552	**(3)**	88.44	0.908	16:30:52.699
4 -	53.043	28.591	1:21.634		87.27	1.990	16:32:14.333
5 -	53.927	28.401	1:22.328		86.53	2.684	16:33:36.661
6 -	53.013	27.376	1:20.389	**(2)**	88.62	0.745	16:34:57.050
7 -	***52.388***	***27.256***	***1:19.644***	**(1)**	***89.45***		***16:36:16.694***

P31 45 C John GORDON BMW - Flash Racing

IDEAL LAP TIME : 1:19.795 BEST LAP TIME : 1:19.857 DIFFERENCE : 0.062

LAP	SECTOR 1	SECTOR 2	LAP TIME		MPH	DIFF	TIME OF DAY
1 -		28.443	1:30.571		78.66	10.714	16:28:12.967
2 -	52.622	28.187	1:20.809		88.16	0.952	16:29:33.776
3 -	52.397	28.077	1:20.474	**(2)**	88.53	0.617	16:30:54.250
4 -	53.330	28.069	1:21.399		87.52	1.542	16:32:15.649
5 -	52.921	28.469	1:21.390		87.53	1.533	16:33:37.039
6 -	52.832	***27.798***	1:20.630	**(3)**	88.36	0.773	16:34:57.669
7 -	***51.997***	27.860	***1:19.857***	**(1)**	***89.21***		***16:36:17.526***

Weather / Track : Bright / Dry

Donington Park National
Circuit Length = 1.9790 miles
Start: 16:26 Flag 16:35 End: 16:36

BMCRC - MRO Championships 2018 - Rnd 5 @ Donington Park

Reactive Parts MRO Powerbikes inc BG Products Clubman 1000

RACE 6 - BEST SECTORS

	SECTOR 1			SECTOR 2			IDEAL / BEST COMPARISON					
POS	NO	NAME	TIME	NO	NAME	TIME	POS	NO	NAME	IDEAL	BEST	DIFF
									PERFECT LAP	1:11.299		
1	2	BAKER	46.492	166	GIBSON	24.807	1	33	NEEVES	1:11.337	1:11.368	0.031
2	33	NEEVES	46.508	33	NEEVES	24.829	2	2	BAKER	1:11.405	1:11.486	0.081
3	10	WILBY	46.746	10	WILBY	24.840	3	10	WILBY	1:11.586	1:11.586	0.000
4	40	PATMORE	46.762	2	BAKER	24.913	4	166	GIBSON	1:11.641	1:11.641	0.000
5	166	GIBSON	46.834	62	SILVAIN	24.917	5	40	PATMORE	1:11.685	1:11.820	0.135
6	62	SILVAIN	47.422	40	PATMORE	24.923	6	62	SILVAIN	1:12.339	1:12.530	0.191
7	76	BYARD	48.349	133	NEEVES	25.483	7	133	NEEVES	1:13.936	1:14.088	0.152
8	133	NEEVES	48.453	27	COX	25.580	8	76	BYARD	1:13.969	1:13.969	0.000
9	32	MORRIS	48.616	76	BYARD	25.620	9	32	MORRIS	1:14.278	1:14.278	0.000
10	28	HOARE	48.633	32	MORRIS	25.662	10	147	MOORE	1:14.395	1:14.750	0.355
11	147	MOORE	48.710	147	MOORE	25.685	11	27	COX	1:14.551	1:14.551	0.000
12	37	MORELLO	48.715	42	HORNBY	25.798	12	37	MORELLO	1:14.615	1:14.616	0.001
13	42	HORNBY	48.893	8	COUGHLAN	25.815	13	42	HORNBY	1:14.691	1:14.951	0.260
14	9	O'BRIEN	48.917	37	MORELLO	25.900	14	28	HOARE	1:14.765	1:14.987	0.222
15	27	COX	48.971	55	GARNER	25.921	15	8	COUGHLAN	1:14.827	1:14.899	0.072
16	75	WOODALL	48.992	9	O'BRIEN	25.959	16	9	O'BRIEN	1:14.876	1:15.075	0.199
17	8	COUGHLAN	49.012	36	LYON	26.088	17	75	WOODALL	1:15.105	1:15.105	0.000
18	36	LYON	49.136	15	SIEMIENIUK-JUZWIUK	26.096	18	36	LYON	1:15.224	1:15.224	0.000
19	18	LONGSTAFF	49.495	75	WOODALL	26.113	19	18	LONGSTAFF	1:15.735	1:15.789	0.054
20	15	SIEMIENIUK-JUZWIUK	49.640	28	HOARE	26.132	20	15	SIEMIENIUK-JUZWIU	1:15.736	1:15.887	0.151
21	57	MILLS	49.737	18	LONGSTAFF	26.240	21	57	MILLS	1:16.090	1:16.146	0.056
22	55	GARNER	50.209	57	MILLS	26.353	22	55	GARNER	1:16.130	1:16.245	0.115
23	46	GATES	50.401	46	GATES	26.391	23	46	GATES	1:16.792	1:16.890	0.098
24	12	COMBRINCK	50.673	333	HOUGHTON	26.888	24	12	COMBRINCK	1:17.562	1:17.562	0.000
25	25	BARTLETT	50.756	12	COMBRINCK	26.889	25	25	BARTLETT	1:17.728	1:18.034	0.306
26	161	ANDERSON	50.864	25	BARTLETT	26.972	26	161	ANDERSON	1:17.866	1:18.104	0.238
27	333	HOUGHTON	51.014	161	ANDERSON	27.002	27	333	HOUGHTON	1:17.902	1:18.023	0.121
28	74	BURKE	51.637	129	MACKEY	27.135	28	129	MACKEY	1:18.974	1:18.980	0.006
29	129	MACKEY	51.839	501	MOSES	27.256	29	74	BURKE	1:19.165	1:19.788	0.623
30	45	GORDON	51.997	74	BURKE	27.528	30	501	MOSES	1:19.644	1:19.644	0.000
31	501	MOSES	52.388	45	GORDON	27.798	31	45	GORDON	1:19.795	1:19.857	0.062
32												

Weather / Track : Bright / Dry

Donington Park National
Circuit Length = 1.9790 miles
Start: 16:26 Flag 16:35 End: 16:36

Results can be found at www.tsl-timing.com

Printed - 16:37 Saturday, 16 June 2018

BMCRC - MRO Championships 2018 - Rnd 5 @ Donington Park

Reactive Parts MRO Powerbikes inc BG Products Clubman 1000

RACE 6 - GRID (10 Laps)

ROW 12	36	333 Andrew HOUGHTON 1:18.023	35	258 Ande FRIEND	34	125 Mark HART		
ROW 11	33	114 Ricky MARTIN	32	303 Adam NORTON	31	39 Shane ADAMS		
ROW 10	30	45 John GORDON 1:19.857	29	74 Andrew BURKE 1:19.788	28	501 Steve MOSES 1:19.644		
ROW 9	27	129 Gareth MACKEY 1:18.980	26	161 Dean ANDERSON 1:18.104	25	25 Louis BARTLETT 1:18.034		
ROW 8	24	12 David COMBRINCK 1:17.562	23	46 Simon GATES 1:16.890	22	55 Paul GARNER 1:16.245		
ROW 7	21	57 David MILLS 1:16.146	20	15 Mariusz SIEMIENIUK-JUZWIUK 1:15.887	19	18 Lee LONGSTAFF 1:15.789		
ROW 6	18	36 James LYON 1:15.224	17	75 Peter WOODALL 1:15.105	16	9 Mark O'BRIEN 1:15.075		
ROW 5	15	28 Kelvin HOARE 1:14.987	14	42 Andy HORNBY 1:14.951	13	8 John COUGHLAN 1:14.899		
ROW 4	12	147 Antony MOORE 1:14.750	11	37 Aldo MORELLO 1:14.616	10	27 Dan COX 1:14.551		
ROW 3	9	32 Martin MORRIS 1:14.278	8	133 Ben NEEVES 1:14.088	7	76 Jason BYARD 1:13.969		
ROW 2	6	62 Kevin SILVAIN 1:12.530	5	40 Aiden PATMORE 1:11.820	4	166 Ryan GIBSON 1:11.641		
ROW 1	3	10 Paul WILBY 1:11.586	2	2 Peter BAKER 1:11.486	1	33 Michael NEEVES 1:11.368		
						Pole		

Donington Park National
Circuit Length = 1.9790 miles

These results are provisional until the conclusion of any judicial and technical matters.

Clerk Of Course :		Timekeeper :

Results can be found at www.tsl-timing.com

Printed - 16:38 Saturday, 16 June 2018

BMCRC - MRO Championships 2018 - Rnd 5 @ Donington Park

Reactive Parts MRO Powerbikes inc BG Products Clubman 1000

RACE 6 - CLASSIFICATION

POS	NO	CL	PIC	NAME	ENTRY	LAPS	TIME	GAP	DIFF	MPH	BEST	ON
1	**2**		1	Peter BAKER	Kawasaki -	**10**	12:06.987			97.81	**1:10.731**	5
2	**40**	C	1	Aiden PATMORE	Kawasaki - SW Roofing	**10**	12:10.314	**3.327**	3.327	97.36	**1:11.894**	4
3	**76**		2	Jason BYARD	Suzuki - May Construction	**10**	12:12.593	**5.606**	2.279	97.06	**1:11.703**	8
4	**10**	C	2	Paul WILBY	Yamaha - MOREMOTO	**10**	12:12.984	**5.997**	0.391	97.01	**1:11.357**	4
5	**62**	C	3	Kevin SILVAIN	Yamaha - KSAUTOS	**10**	12:13.220	**6.233**	0.236	96.98	**1:11.808**	10
6	**33**		3	Michael NEEVES	BMW - Prime Factors Racing	**10**	12:13.514	**6.527**	0.294	96.94	**1:11.160**	4
7	**166 ***		4	Ryan GIBSON	Suzuki - JMC	**10**	12:19.332	**12.345**	5.818	96.18	**1:11.191**	4
8	**133**		5	Ben NEEVES	BMW -	**10**	12:25.126	**18.139**	5.794	95.43	**1:13.416**	4
9	**32**		6	Martin MORRIS	Kawasaki - Morris Racing, Resolve, S.R. Hobby	**10**	12:30.145	**23.158**	5.019	94.79	**1:13.013**	9
10	**8**		7	John COUGHLAN	Aprilia - BIKERSWORLD	**10**	12:30.638	**23.651**	0.493	94.73	**1:14.063**	4
11	**147**	C	4	Antony MOORE	Kawasaki - specsavers hull	**10**	12:36.006	**29.019**	5.368	94.05	**1:13.879**	6
12	**42**		8	Andy HORNBY	Kawasaki -	**10**	12:37.758	**30.771**	1.752	93.84	**1:13.897**	5
13	**9**	C	5	Mark O'BRIEN	Ducati - obrienhifi.com	**10**	12:39.153	**32.166**	1.395	93.67	**1:13.988**	9
14	**75**		9	Peter WOODALL	BMW - Core Projects Ltd	**10**	12:44.325	**37.338**	5.172	93.03	**1:15.294**	3
15	**18**	C	6	Lee LONGSTAFF	Yamaha - SMC GARAGE	**10**	12:44.831	**37.844**	0.506	92.97	**1:14.444**	4
16	**36**	C	7	James LYON	Suzuki - Digitive Ltd	**10**	12:45.482	**38.495**	0.651	92.89	**1:14.391**	10
17	**15**	C	8	Mariusz SIEMIENIUK-JUZWIUK	BMW - BELMONT AUTO SERVICE	**10**	12:46.194	**39.207**	0.712	92.80	**1:15.030**	9
18	**57**	C	9	David MILLS	Kawasaki - A51 Racing	**10**	12:46.881	**39.894**	0.687	92.72	**1:14.269**	6
19	**55**	C	10	Paul GARNER	Yamaha - A51 Racing	**10**	12:53.561	**46.574**	6.680	91.92	**1:15.770**	9
20	**46**	C	11	Simon GATES	Kawasaki - Team Kawafati	**10**	13:01.404	**54.417**	7.843	91.00	**1:15.767**	8
21	**12**		10	David COMBRINCK	Honda -	**10**	13:09.633	**1:02.646**	8.229	90.05	**1:17.360**	9
22	**25**	C	12	Louis BARTLETT	Kawasaki -	**10**	13:11.268	**1:04.281**	1.635	89.86	**1:16.975**	5
23	**39**	C	13	Shane ADAMS	Kawasaki - SEMS	**10**	13:17.290	**1:10.303**	6.022	89.18	**1:17.529**	10
24	**333**	C	14	Andrew HOUGHTON	Kawasaki - Greenham Kawasaki	**10**	13:18.550	**1:11.563**	1.260	89.04	**1:17.613**	5
25	**74**	C	15	Andrew BURKE	Honda -	**10**	13:19.333	**1:12.346**	0.783	88.96	**1:17.890**	7
26	**129**	C	16	Gareth MACKEY	Kawasaki - MSM Contracts	**9**	12:09.214	**1 Lap**	1 Lap	87.74	**1:18.710**	8
27	**45**	C	17	John GORDON	BMW - Flash Racing	**9**	12:10.311	**1 Lap**	1.097	87.61	**1:19.438**	9
28	**89**	C	18	Dirk GERRITSEN	KTM -	**9**	12:25.791	**1 Lap**	15.480	85.79	**1:20.416**	8
					NOT CLASSIFIED							
DNF	**37**	C		Aldo MORELLO	Yamaha - Bitstocks & Reveal	**9**	11:23.564	**1 Lap**		93.60	**1:14.634**	3
DNF	**501**	C		Steve MOSES	Kawasaki - Gemini Property Group Ltd	**8**	10:50.344	**2 Laps**	1 Lap	87.43	**1:18.605**	7
DNF	**28**	C		Kelvin HOARE	Kawasaki - Southern and Country Roofing Ltd	**6**	12:01.869	**4 Laps**	2 Laps	59.02	**1:15.187**	4
DNF	**27**	C		Dan COX	Yamaha - GWC Joinery LTD/ DC Paintworx	**0**						

FASTEST LAP

2		Peter BAKER	Kawasaki -	**5**	1:10.731	100.72 mph	162.10 kph
10	C	Paul WILBY	Yamaha - MOREMOTO	**4**	1:11.357	99.84 mph	160.68 kph

***Bike No: 166 - 10 Second penalty, jump start**
Class - 92.5% of Race Speed = 90.47 mph
Class C - 92.5% of Race Speed = 90.05 mph

Donington Park National
Circuit Length = 1.9790 miles
Start: 11:08 Flag 11:20 End: 11:21

Weather / Track : Bright / Dry
These results are provisional until the conclusion of any judicial and technical matters.

Clerk Of Course :		Timekeeper :

Results can be found at www.tsl-timing.com

Printed - 11:24 Sunday, 17 June 2018

BMCRC - MRO Championships 2018 - Rnd 5 @ Donington Park

Reactive Parts MRO Powerbikes inc BG Products Clubman 1000

RACE 6 - LAP CHART

LAP 1 @ 11:09:37.370

NO	BEHIND	LAP TIME
40		1:17.875
76	0.254	1:18.129
166	0.465	1:18.340
62	1.045	1:18.920
33	1.849	1:19.724
133	2.116	1:19.991
8	2.543	1:20.418
37	3.289	1:21.164
75	4.018	1:21.893
147	5.439	1:23.314
10	5.729	1:23.604
28	6.057	1:23.932
2	6.210	1:24.085
9	6.347	1:24.222
32	6.630	1:24.505
15	6.942	1:24.817
36	7.483	1:25.358
42	7.648	1:25.523
18	7.934	1:25.809
57	8.320	1:26.195
12	8.747	1:26.622
55	8.888	1:26.763
46	9.114	1:26.989
39	9.861	1:27.736
333	10.279	1:28.154
74	10.744	1:28.619
25	10.958	1:28.833
45	11.697	1:29.572
501	12.480	1:30.355
129	13.545	1:31.420
89	14.919	1:32.794

LAP 2 @ 11:10:51.161

NO	BEHIND	LAP TIME
40		1:13.791
33	2.662	1:14.604
166	2.882	1:16.208
62	3.125	1:15.871
76	3.337	1:16.874
133	3.658	1:15.333
8	4.154	1:15.402
2	4.273	1:11.854
37	4.661	1:15.163
10	4.923	1:12.985
75	5.713	1:15.486
147	7.313	1:15.665
32	8.907	1:16.068
9	9.905	1:17.349
15	10.306	1:17.155
42	10.798	1:16.941
36	11.187	1:17.495
18	11.270	1:17.127
57	11.471	1:16.942
55	13.571	1:18.474
12	14.590	1:19.634
46	14.706	1:19.383
39	15.507	1:19.437
333	15.771	1:19.283
25	16.378	1:19.211
74	17.175	1:20.222
45	18.143	1:20.237
501	20.336	1:21.647
129	20.580	1:20.826
89	24.173	1:23.045

LAP 3 @ 11:12:04.343

NO	BEHIND	LAP TIME
40		1:13.182
33	0.856	1:11.376
166	1.761	1:12.061
62	2.569	1:12.626
2	3.093	1:12.002
76	3.357	1:13.202
133	3.997	1:13.521
8	5.234	1:14.262
10	5.333	1:13.592
37	6.113	1:14.634
75	7.825	1:15.294
147	9.219	1:15.088
32	9.745	1:14.020
9	11.635	1:14.912
42	11.904	1:14.288
15	12.221	1:15.097
18	13.826	1:15.738
36	14.199	1:16.194
57	14.325	1:16.036
55	16.661	1:16.272
12	18.923	1:17.515
46	19.251	1:17.727
39	21.734	1:19.409
25	22.138	1:18.942
333	22.323	1:19.734
74	23.192	1:19.199
45	24.768	1:19.807
501	27.884	1:20.730
129	28.112	1:20.714
89	33.182	1:22.191
28	1 Lap	3:07.777 **P**

LAP 4 @ 11:13:16.237

NO	BEHIND	LAP TIME
40		1:11.894
33	0.122	1:11.160
166	1.058	1:11.191
2	2.990	1:11.791
62	3.211	1:12.536
76	3.889	1:12.426
10	4.796	1:11.357
133	5.519	1:13.416
8	7.403	1:14.063
37	8.973	1:14.754
75	11.338	1:15.407
32	11.866	1:14.015
147	12.652	1:15.327
42	13.912	1:13.902
9	14.280	1:14.539
15	16.054	1:15.727
18	16.376	1:14.444
36	18.256	1:15.951
57	18.459	1:16.028
55	20.548	1:15.781
46	24.895	1:17.538
12	25.399	1:18.370
25	28.556	1:18.312
333	29.350	1:18.921
39	29.489	1:19.649
74	30.701	1:19.403
45	32.808	1:19.934
129	35.970	1:19.752
501	37.600	1:21.610
89	43.137	1:21.849

LAP 5 @ 11:14:28.430

NO	BEHIND	LAP TIME
33		1:12.071
40	0.149	1:12.342
166	0.360	1:11.495
2	1.528	1:10.731
62	3.154	1:12.136
76	3.559	1:11.863
10	4.141	1:11.538
133	6.860	1:13.534
8	9.378	1:14.168
37	12.298	1:15.518
32	13.496	1:13.823
147	14.477	1:14.018
75	15.014	1:15.869
42	15.616	1:13.897
9	17.062	1:14.975
15	19.322	1:15.461
18	19.757	1:15.574
57	21.975	1:15.709
36	22.076	1:16.013
55	24.313	1:15.958
46	29.625	1:16.923
12	31.799	1:18.593
25	33.338	1:16.975
333	34.770	1:17.613
39	36.017	1:18.721
74	36.977	1:18.469
45	42.292	1:21.677
129	44.270	1:20.493
501	45.166	1:19.759
89	52.680	1:21.736

LAP 6 @ 11:15:40.345

NO	BEHIND	LAP TIME
33		1:11.915
40	0.527	1:12.293
2	0.604	1:10.991
166	0.982	1:12.537
62	3.761	1:12.522
76	4.093	1:12.449
10	4.426	1:12.200
133	8.689	1:13.744
8	11.822	1:14.359
32	15.589	1:14.008
37	15.834	1:15.451
147	16.441	1:13.879
42	18.111	1:14.410
75	18.868	1:15.769
9	19.858	1:14.711
15	23.283	1:15.876
18	23.578	1:15.736
57	24.329	1:14.269
36	25.606	1:15.445
55	28.303	1:15.905
46	34.092	1:16.382
12	37.635	1:17.751
25	39.501	1:18.078
333	40.997	1:18.142
74	43.356	1:18.294
39	44.108	1:20.006
28	3 Laps	3:36.658
45	50.223	1:19.846
129	51.440	1:19.085
501	51.967	1:18.716
89	1:01.773	1:21.008

LAP 7 @ 11:16:51.825

NO	BEHIND	LAP TIME
33		1:11.480
2	0.346	1:11.222
40	0.995	1:11.948
166	1.357	1:11.855
76	4.390	1:11.777
62	4.577	1:12.296
10	5.065	1:12.119
133	10.939	1:13.730
8	14.693	1:14.351
32	18.018	1:13.909
147	19.043	1:14.082
37	19.770	1:15.416
42	21.718	1:15.087
75	23.288	1:15.900
9	23.457	1:15.079
15	27.427	1:15.624
18	27.699	1:15.601
57	27.958	1:15.109
36	29.097	1:14.971
55	32.653	1:15.830
46	38.526	1:15.914
12	43.679	1:17.524
25	45.315	1:17.294
333	48.825	1:19.308
74	49.766	1:17.890
39	50.705	1:18.077
28	3 Laps	1:15.187
45	58.684	1:19.941
129	58.750	1:18.790
501	59.092	1:18.605

LAP 8 @ 11:18:03.377

NO	BEHIND	LAP TIME
2		1:11.206
89	1 Lap	1:21.323
33	0.217	1:11.769
40	1.609	1:12.166
166	1.853	1:12.048
76	4.541	1:11.703
62	4.913	1:11.888
10	5.309	1:11.796
133	13.298	1:13.911
8	17.824	1:14.683
32	19.885	1:13.419
147	22.010	1:14.519
37	23.343	1:15.125
42	24.143	1:13.977
9	26.990	1:15.085
75	27.725	1:15.989
18	31.075	1:14.928
15	31.945	1:16.070
57	32.111	1:15.705
36	32.385	1:14.840
55	37.010	1:15.909
46	42.741	1:15.767
12	49.932	1:17.805
25	51.172	1:17.409
28	3 Laps	1:16.242
333	56.535	1:19.262
74	57.135	1:18.921
39	57.563	1:18.410
129	1:05.908	1:18.710
501	1:06.462	1:18.922
45	1:06.991	1:19.859

LAP 9 @ 11:19:14.404

NO	BEHIND	LAP TIME
2		1:11.027
33	0.593	1:11.403
166	2.702	1:11.876
40	2.986	1:12.404
76	5.631	1:12.117
10	6.158	1:11.876
62	6.503	1:12.617
89	1 Lap	1:20.416
133	16.336	1:14.065
8	21.495	1:14.698
32	21.871	1:13.013
147	25.990	1:15.007
42	28.164	1:15.048
37	28.655	1:16.339
9	29.951	1:13.988
75	32.757	1:16.059
18	34.748	1:14.700
15	35.948	1:15.030
57	36.100	1:15.016
36	36.182	1:14.824
55	41.753	1:15.770
46	48.437	1:16.723
12	56.265	1:17.360
25	57.961	1:17.816
333	1:04.492	1:18.984
39	1:04.852	1:18.316
74	1:04.917	1:18.809
28	3 Laps	1:22.073 **P**

LAP 10 @ 11:20:26.482

NO	BEHIND	LAP TIME
2		1:12.078
129	1 Lap	1:19.424
166	2.345	1:11.721
45	1 Lap	1:19.438
40	3.327	1:12.419
76	5.606	1:12.053
10	5.997	1:11.917
62	6.233	1:11.808
33	6.527	1:18.012
133	18.139	1:13.881
89	1 Lap	1:21.429
32	23.158	1:13.365
8	23.651	1:14.234
147	29.019	1:15.107
42	30.771	1:14.685
9	32.166	1:14.293
75	37.338	1:16.659
18	37.844	1:15.174
36	38.495	1:14.391

Donington Park National
Circuit Length = 1.9790 miles
Start: 11:08 Flag 11:20 End: 11:21

Weather / Track : Bright / Dry

BMCRC - MRO Championships 2018 - Rnd 5 @ Donington Park

Reactive Parts MRO Powerbikes inc BG Products Clubman 1000

RACE 6 - LAP CHART

15	39.207	1:15.337
57	39.894	1:15.872
55	46.574	1:16.899
46	54.417	1:18.058
12	1:02.646	1:18.459
25	1:04.281	1:18.398
39	1:10.303	1:17.529
333	1:11.563	1:19.149
74	1:12.346	1:19.507

Donington Park National
Circuit Length = 1.9790 miles
Start: 11:08 Flag 11:20 End: 11:21

Weather / Track : Bright / Dry

BMCRC - MRO Championships 2018 - Rnd 5 @ Donington Park

Reactive Parts MRO Powerbikes inc BG Products Clubman 1000

RACE 6 - SECTOR ANALYSIS

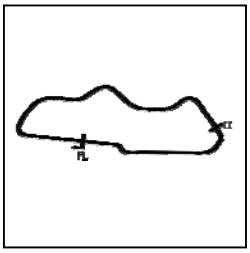

SECTOR 1 = FL to I1, SECTOR 2 = I1 to FL, DIFF = Difference To Personal Best Lap, P = Crossed Finish Line in Pit Lane, D = Time Disallowed

P1 2 Peter BAKER Kawasaki -

IDEAL LAP TIME : 1:10.538 BEST LAP TIME : 1:10.731 DIFFERENCE : 0.193

LAP	SECTOR 1	SECTOR 2	LAP TIME	MPH	DIFF	TIME OF DAY
1 -		26.379	1:24.085	84.73	13.354	11:09:43.580
2 -	46.631	25.223	1:11.854	99.15	1.123	11:10:55.434
3 -	47.052	24.950	1:12.002	98.95	1.271	11:12:07.436
4 -	46.766	25.025	1:11.791	99.24	1.060	11:13:19.227
5 -	***45.811***	24.920	***1:10.731*** **(1)**	***100.72***		***11:14:29.958***
6 -	46.105	24.886	1:10.991 **(2)**	100.35	0.260	11:15:40.949
7 -	46.230	24.992	1:11.222	100.03	0.491	11:16:52.171
8 -	46.349	24.857	1:11.206	100.05	0.475	11:18:03.377
9 -	46.300	***24.727***	1:11.027 **(3)**	100.30	0.296	11:19:14.404
10 -	46.914	25.164	1:12.078	98.84	1.347	11:20:26.482

P2 166 Ryan GIBSON Suzuki - JMC

IDEAL LAP TIME : 1:11.107 BEST LAP TIME : 1:11.191 DIFFERENCE : 0.084

LAP	SECTOR 1	SECTOR 2	LAP TIME	MPH	DIFF	TIME OF DAY
1 -		25.632	1:18.340	90.94	7.149	11:09:37.835
2 -	49.965	26.243	1:16.208	93.48	5.017	11:10:54.043
3 -	47.080	24.981	1:12.061	98.86	0.870	11:12:06.104
4 -	***46.328***	24.863	***1:11.191*** **(1)**	***100.07***		***11:13:17.295***
5 -	46.389	25.106	1:11.495 **(2)**	99.65	0.304	11:14:28.790
6 -	47.090	25.447	1:12.537	98.22	1.346	11:15:41.327
7 -	46.811	25.044	1:11.855	99.15	0.664	11:16:53.182
8 -	46.558	25.490	1:12.048	98.88	0.857	11:18:05.230
9 -	47.097	***24.779***	1:11.876	99.12	0.685	11:19:17.106
10 -	46.425	25.296	1:11.721 **(3)**	99.33	0.530	11:20:28.827

P3 40 C Aiden PATMORE Kawasaki - SW Roofing

IDEAL LAP TIME : 1:11.690 BEST LAP TIME : 1:11.894 DIFFERENCE : 0.204

LAP	SECTOR 1	SECTOR 2	LAP TIME	MPH	DIFF	TIME OF DAY
1 -		25.520	1:17.875	91.48	5.981	11:09:37.370
2 -	48.498	25.293	1:13.791	96.55	1.897	11:10:51.161
3 -	47.633	25.549	1:13.182	97.35	1.288	11:12:04.343
4 -	***46.673***	25.221	***1:11.894*** **(1)**	***99.09***		***11:13:16.237***
5 -	46.818	25.524	1:12.342	98.48	0.448	11:14:28.579
6 -	47.067	25.226	1:12.293	98.55	0.399	11:15:40.872
7 -	46.931	***25.017***	1:11.948 **(2)**	99.02	0.054	11:16:52.820
8 -	46.717	25.449	1:12.166 **(3)**	98.72	0.272	11:18:04.986
9 -	47.041	25.363	1:12.404	98.40	0.510	11:19:17.390
10 -	46.741	25.678	1:12.419	98.38	0.525	11:20:29.809

P4 76 Jason BYARD Suzuki - May Construction

IDEAL LAP TIME : 1:11.400 BEST LAP TIME : 1:11.703 DIFFERENCE : 0.303

LAP	SECTOR 1	SECTOR 2	LAP TIME	MPH	DIFF	TIME OF DAY
1 -		25.594	1:18.129	91.19	6.426	11:09:37.624
2 -	50.536	26.338	1:16.874	92.67	5.171	11:10:54.498
3 -	47.720	25.482	1:13.202	97.32	1.499	11:12:07.700
4 -	47.040	25.386	1:12.426	98.37	0.723	11:13:20.126
5 -	46.824	25.039	1:11.863 **(3)**	99.14	0.160	11:14:31.989
6 -	47.395	25.054	1:12.449	98.34	0.746	11:15:44.438
7 -	46.802	24.975	1:11.777 **(2)**	99.26	0.074	11:16:56.215
8 -	***46.607***	25.096	***1:11.703*** **(1)**	***99.36***		***11:18:07.918***
9 -	47.324	***24.793***	1:12.117	98.79	0.414	11:19:20.035
10 -	46.757	25.296	1:12.053	98.88	0.350	11:20:32.088

P5 10 C Paul WILBY Yamaha - MOREMOTO

IDEAL LAP TIME : 1:11.139 BEST LAP TIME : 1:11.357 DIFFERENCE : 0.218

LAP	SECTOR 1	SECTOR 2	LAP TIME	MPH	DIFF	TIME OF DAY

Weather / Track : Bright / Dry

Donington Park National
Circuit Length = 1.9790 miles
Start: 11:08 Flag 11:20 End: 11:21

BMCRC - MRO Championships 2018 - Rnd 5 @ Donington Park

Reactive Parts MRO Powerbikes inc BG Products Clubman 1000

RACE 6 - SECTOR ANALYSIS

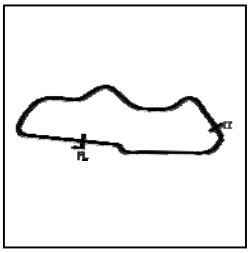

SECTOR 1 = FL to I1, SECTOR 2 = I1 to FL, DIFF = Difference To Personal Best Lap, P = Crossed Finish Line in Pit Lane, D = Time Disallowed

1 -		26.253	1:23.604		85.21	12.247	11:09:43.099
2 -	47.785	25.200	1:12.985		97.61	1.628	11:10:56.084
3 -	47.678	25.914	1:13.592		96.81	2.235	11:12:09.676
4 -	46.577	24.780	***1:11.357***	**(1)**	***99.84***		***11:13:21.033***
5 -	46.687	24.851	1:11.538	**(2)**	99.59	0.181	11:14:32.571
6 -	46.997	25.203	1:12.200		98.67	0.843	11:15:44.771
7 -	46.964	25.155	1:12.119		98.79	0.762	11:16:56.890
8 -	***46.509***	25.287	1:11.796	**(3)**	99.23	0.439	11:18:08.686
9 -	47.246	***24.630***	1:11.876		99.12	0.519	11:19:20.562
10 -	46.625	25.292	1:11.917		99.06	0.560	11:20:32.479

P6 62 C Kevin SILVAIN Yamaha - KSAUTOS

IDEAL LAP TIME : 1:11.576 BEST LAP TIME : 1:11.808 DIFFERENCE : 0.232

LAP	SECTOR 1	SECTOR 2	LAP TIME		MPH	DIFF	TIME OF DAY
1 -		25.467	1:18.920		90.27	7.112	11:09:38.415
2 -	49.907	25.964	1:15.871		93.90	4.063	11:10:54.286
3 -	47.456	25.170	1:12.626		98.10	0.818	11:12:06.912
4 -	47.580	24.956	1:12.536		98.22	0.728	11:13:19.448
5 -	47.132	25.004	1:12.136	**(3)**	98.76	0.328	11:14:31.584
6 -	47.634	24.888	1:12.522		98.24	0.714	11:15:44.106
7 -	47.467	24.829	1:12.296		98.54	0.488	11:16:56.402
8 -	***46.828***	25.060	1:11.888	**(2)**	99.10	0.080	11:18:08.290
9 -	47.869	***24.748***	1:12.617		98.11	0.809	11:19:20.907
10 -	46.863	24.945	***1:11.808***	**(1)**	***99.21***		***11:20:32.715***

P7 33 Michael NEEVES BMW - Prime Factors Racing

IDEAL LAP TIME : 1:11.142 BEST LAP TIME : 1:11.160 DIFFERENCE : 0.018

LAP	SECTOR 1	SECTOR 2	LAP TIME		MPH	DIFF	TIME OF DAY
1 -		25.458	1:19.724		89.36	8.564	11:09:39.219
2 -	49.066	25.538	1:14.604		95.49	3.444	11:10:53.823
3 -	46.637	***24.739***	1:11.376	**(2)**	99.81	0.216	11:12:05.199
4 -	***46.403***	24.757	***1:11.160***	**(1)**	***100.12***		***11:13:16.359***
5 -	47.015	25.056	1:12.071		98.85	0.911	11:14:28.430
6 -	46.765	25.150	1:11.915		99.07	0.755	11:15:40.345
7 -	46.643	24.837	1:11.480		99.67	0.320	11:16:51.825
8 -	46.929	24.840	1:11.769		99.27	0.609	11:18:03.594
9 -	46.577	24.826	1:11.403	**(3)**	99.78	0.243	11:19:14.997
10 -	46.816	31.196	1:18.012		91.32	6.852	11:20:33.009

P8 133 Ben NEEVES BMW -

IDEAL LAP TIME : 1:12.879 BEST LAP TIME : 1:13.416 DIFFERENCE : 0.537

LAP	SECTOR 1	SECTOR 2	LAP TIME		MPH	DIFF	TIME OF DAY
1 -		25.853	1:19.991		89.06	6.575	11:09:39.486
2 -	49.197	26.136	1:15.333		94.57	1.917	11:10:54.819
3 -	47.958	25.563	1:13.521	**(2)**	96.90	0.105	11:12:08.340
4 -	48.207	***25.209***	***1:13.416***	**(1)**	***97.04***		***11:13:21.756***
5 -	47.862	25.672	1:13.534	**(3)**	96.88	0.118	11:14:35.290
6 -	47.845	25.899	1:13.744		96.61	0.328	11:15:49.034
7 -	***47.670***	26.060	1:13.730		96.63	0.314	11:17:02.764
8 -	48.315	25.596	1:13.911		96.39	0.495	11:18:16.675
9 -	48.211	25.854	1:14.065		96.19	0.649	11:19:30.740
10 -	47.865	26.016	1:13.881		96.43	0.465	11:20:44.621

P9 32 Martin MORRIS Kawasaki - Morris Racing, Resolve, S.R. Hobby

IDEAL LAP TIME : 1:12.944 BEST LAP TIME : 1:13.013 DIFFERENCE : 0.069

LAP	SECTOR 1	SECTOR 2	LAP TIME		MPH	DIFF	TIME OF DAY
1 -		27.109	1:24.505		84.30	11.492	11:09:44.000
2 -	49.159	26.909	1:16.068		93.66	3.055	11:11:00.068
3 -	48.424	25.596	1:14.020		96.25	1.007	11:12:14.088
4 -	48.321	25.694	1:14.015		96.25	1.002	11:13:28.103

Weather / Track : Bright / Dry

Donington Park National
Circuit Length = 1.9790 miles
Start: 11:08 Flag 11:20 End: 11:21

BMCRC - MRO Championships 2018 - Rnd 5 @ Donington Park

Reactive Parts MRO Powerbikes inc BG Products Clubman 1000

RACE 6 - SECTOR ANALYSIS

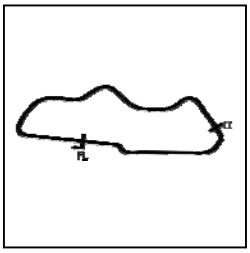

SECTOR 1 = FL to I1, SECTOR 2 = I1 to FL, DIFF = Difference To Personal Best Lap, P = Crossed Finish Line in Pit Lane, D = Time Disallowed

5 -	48.283	25.540	1:13.823	96.50	0.810	11:14:41.926
6 -	48.356	25.652	1:14.008	96.26	0.995	11:15:55.934
7 -	48.402	25.507	1:13.909	96.39	0.896	11:17:09.843
8 -	47.776	25.643	1:13.419 (3)	97.04	0.406	11:18:23.262
9 -	47.707	***25.306***	***1:13.013 (1)***	***97.58***		***11:19:36.275***
10 -	***47.638***	25.727	1:13.365 (2)	97.11	0.352	11:20:49.640

P10 8 John COUGHLAN Aprilia - BIKERSWORLD

IDEAL LAP TIME : 1:13.873 BEST LAP TIME : 1:14.063 DIFFERENCE : 0.190

LAP	SECTOR 1	SECTOR 2	LAP TIME	MPH	DIFF	TIME OF DAY
1 -		26.467	1:20.418	88.59	6.355	11:09:39.913
2 -	49.264	26.138	1:15.402	94.48	1.339	11:10:55.315
3 -	***48.200***	26.062	1:14.262	95.93	0.199	11:12:09.577
4 -	48.280	25.783	***1:14.063 (1)***	***96.19***		***11:13:23.640***
5 -	48.281	25.887	1:14.168 (2)	96.06	0.105	11:14:37.808
6 -	48.630	25.729	1:14.359	95.81	0.296	11:15:52.167
7 -	48.678	***25.673***	1:14.351	95.82	0.288	11:17:06.518
8 -	48.798	25.885	1:14.683	95.39	0.620	11:18:21.201
9 -	48.941	25.757	1:14.698	95.37	0.635	11:19:35.899
10 -	48.327	25.907	1:14.234 (3)	95.97	0.171	11:20:50.133

P11 147 C Antony MOORE Kawasaki - specsavers hull

IDEAL LAP TIME : 1:13.617 BEST LAP TIME : 1:13.879 DIFFERENCE : 0.262

LAP	SECTOR 1	SECTOR 2	LAP TIME	MPH	DIFF	TIME OF DAY
1 -		26.510	1:23.314	85.51	9.435	11:09:42.809
2 -	49.433	26.232	1:15.665	94.16	1.786	11:10:58.474
3 -	48.775	26.313	1:15.088	94.88	1.209	11:12:13.562
4 -	49.135	26.192	1:15.327	94.58	1.448	11:13:28.889
5 -	48.546	***25.472***	1:14.018 (2)	96.25	0.139	11:14:42.907
6 -	***48.145***	25.734	***1:13.879 (1)***	***96.43***		***11:15:56.786***
7 -	48.424	25.658	1:14.082 (3)	96.17	0.203	11:17:10.868
8 -	48.550	25.969	1:14.519	95.60	0.640	11:18:25.387
9 -	48.908	26.099	1:15.007	94.98	1.128	11:19:40.394
10 -	48.859	26.248	1:15.107	94.85	1.228	11:20:55.501

P12 42 Andy HORNBY Kawasaki -

IDEAL LAP TIME : 1:13.801 BEST LAP TIME : 1:13.897 DIFFERENCE : 0.096

LAP	SECTOR 1	SECTOR 2	LAP TIME	MPH	DIFF	TIME OF DAY
1 -		27.073	1:25.523	83.30	11.626	11:09:45.018
2 -	48.996	27.945	1:16.941	92.59	3.044	11:11:01.959
3 -	48.424	25.864	1:14.288	95.90	0.391	11:12:16.247
4 -	48.117	25.785	1:13.902 (2)	96.40	0.005	11:13:30.149
5 -	***48.047***	25.850	***1:13.897 (1)***	***96.41***		***11:14:44.046***
6 -	48.375	26.035	1:14.410	95.74	0.513	11:15:58.456
7 -	48.944	26.143	1:15.087	94.88	1.190	11:17:13.543
8 -	48.223	***25.754***	1:13.977 (3)	96.30	0.080	11:18:27.520
9 -	48.910	26.138	1:15.048	94.93	1.151	11:19:42.568
10 -	48.650	26.035	1:14.685	95.39	0.788	11:20:57.253

P13 9 C Mark O'BRIEN Ducati - obrienhifi.com

IDEAL LAP TIME : 1:13.988 BEST LAP TIME : 1:13.988 DIFFERENCE : 0.000

LAP	SECTOR 1	SECTOR 2	LAP TIME	MPH	DIFF	TIME OF DAY
1 -		27.155	1:24.222	84.59	10.234	11:09:43.717
2 -	48.547	28.802	1:17.349	92.11	3.361	11:11:01.066
3 -	48.611	26.301	1:14.912	95.10	0.924	11:12:15.978
4 -	48.202	26.337	1:14.539 (3)	95.58	0.551	11:13:30.517
5 -	48.926	26.049	1:14.975	95.02	0.987	11:14:45.492
6 -	48.643	26.068	1:14.711	95.36	0.723	11:16:00.203
7 -	48.769	26.310	1:15.079	94.89	1.091	11:17:15.282
8 -	48.921	26.164	1:15.085	94.88	1.097	11:18:30.367

Weather / Track : Bright / Dry

Donington Park National
Circuit Length = 1.9790 miles
Start: 11:08 Flag 11:20 End: 11:21

BMCRC - MRO Championships 2018 - Rnd 5 @ Donington Park

Reactive Parts MRO Powerbikes inc BG Products Clubman 1000

RACE 6 - SECTOR ANALYSIS

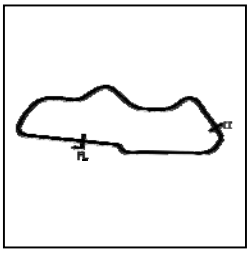

SECTOR 1 = FL to I1, SECTOR 2 = I1 to FL, DIFF = Difference To Personal Best Lap, P = Crossed Finish Line in Pit Lane, D = Time Disallowed

9 -	***48.085***	***25.903***	***1:13.988***	***(1)***	***96.29***		***11:19:44.355***
10 -	48.222	26.071	1:14.293	**(2)**	95.89	0.305	11:20:58.648

P14 75 Peter WOODALL BMW - Core Projects Ltd

IDEAL LAP TIME : 1:15.057 BEST LAP TIME : 1:15.294 DIFFERENCE : 0.237

LAP	SECTOR 1	SECTOR 2	LAP TIME		MPH	DIFF	TIME OF DAY
1 -		***25.984***	1:21.893		86.99	6.599	11:09:41.388
2 -	49.338	26.148	1:15.486	**(3)**	94.38	0.192	11:10:56.874
3 -	49.139	26.155	***1:15.294***	***(1)***	***94.62***		***11:12:12.168***
4 -	***49.073***	26.334	1:15.407	**(2)**	94.48	0.113	11:13:27.575
5 -	49.501	26.368	1:15.869		93.90	0.575	11:14:43.444
6 -	49.259	26.510	1:15.769		94.03	0.475	11:15:59.213
7 -	49.575	26.325	1:15.900		93.86	0.606	11:17:15.113
8 -	49.158	26.831	1:15.989		93.75	0.695	11:18:31.102
9 -	49.482	26.577	1:16.059		93.67	0.765	11:19:47.161
10 -	49.771	26.888	1:16.659		92.93	1.365	11:21:03.820

P15 18 C Lee LONGSTAFF Yamaha - SMC GARAGE

IDEAL LAP TIME : 1:14.384 BEST LAP TIME : 1:14.444 DIFFERENCE : 0.060

LAP	SECTOR 1	SECTOR 2	LAP TIME		MPH	DIFF	TIME OF DAY
1 -		27.311	1:25.809		83.02	11.365	11:09:45.304
2 -	49.886	27.241	1:17.127		92.37	2.683	11:11:02.431
3 -	49.471	26.267	1:15.738		94.06	1.294	11:12:18.169
4 -	48.543	***25.901***	***1:14.444***	***(1)***	***95.70***		***11:13:32.613***
5 -	49.612	25.962	1:15.574		94.27	1.130	11:14:48.187
6 -	49.814	25.922	1:15.736		94.07	1.292	11:16:03.923
7 -	49.426	26.175	1:15.601		94.24	1.157	11:17:19.524
8 -	48.760	26.168	1:14.928	**(3)**	95.08	0.484	11:18:34.452
9 -	48.524	26.176	1:14.700	**(2)**	95.37	0.256	11:19:49.152
10 -	***48.483***	26.691	1:15.174		94.77	0.730	11:21:04.326

P16 36 C James LYON Suzuki - Digitive Ltd

IDEAL LAP TIME : 1:14.240 BEST LAP TIME : 1:14.391 DIFFERENCE : 0.151

LAP	SECTOR 1	SECTOR 2	LAP TIME		MPH	DIFF	TIME OF DAY
1 -		27.607	1:25.358		83.46	10.967	11:09:44.853
2 -	49.882	27.613	1:17.495		91.93	3.104	11:11:02.348
3 -	49.287	26.907	1:16.194		93.50	1.803	11:12:18.542
4 -	49.545	26.406	1:15.951		93.80	1.560	11:13:34.493
5 -	49.305	26.708	1:16.013		93.72	1.622	11:14:50.506
6 -	49.151	26.294	1:15.445		94.43	1.054	11:16:05.951
7 -	48.960	26.011	1:14.971		95.03	0.580	11:17:20.922
8 -	48.775	26.065	1:14.840	**(3)**	95.19	0.449	11:18:35.762
9 -	48.968	***25.856***	1:14.824	**(2)**	95.21	0.433	11:19:50.586
10 -	***48.384***	26.007	***1:14.391***	***(1)***	***95.77***		***11:21:04.977***

P17 15 C Mariusz SIEMIENIUK-JUZWIUK BMW - BELMONT AUTO SERVICE

IDEAL LAP TIME : 1:14.872 BEST LAP TIME : 1:15.030 DIFFERENCE : 0.158

LAP	SECTOR 1	SECTOR 2	LAP TIME		MPH	DIFF	TIME OF DAY
1 -		26.748	1:24.817		83.99	9.787	11:09:44.312
2 -	49.042	28.113	1:17.155		92.34	2.125	11:11:01.467
3 -	49.099	25.998	1:15.097	**(2)**	94.87	0.067	11:12:16.564
4 -	49.244	26.483	1:15.727		94.08	0.697	11:13:32.291
5 -	49.130	26.331	1:15.461		94.41	0.431	11:14:47.752
6 -	49.681	26.195	1:15.876		93.89	0.846	11:16:03.628
7 -	49.310	26.314	1:15.624		94.21	0.594	11:17:19.252
8 -	49.812	26.258	1:16.070		93.65	1.040	11:18:35.322
9 -	49.146	***25.884***	***1:15.030***	***(1)***	***94.95***		***11:19:50.352***
10 -	***48.988***	26.349	1:15.337	**(3)**	94.57	0.307	11:21:05.689

Weather / Track : Bright / Dry

Donington Park National
Circuit Length = 1.9790 miles
Start: 11:08 Flag 11:20 End: 11:21

BMCRC - MRO Championships 2018 - Rnd 5 @ Donington Park

Reactive Parts MRO Powerbikes inc BG Products Clubman 1000

RACE 6 - SECTOR ANALYSIS

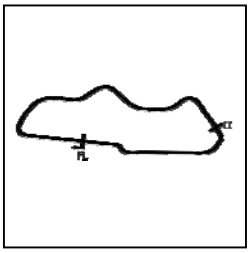

SECTOR 1 = FL to I1, SECTOR 2 = I1 to FL, DIFF = Difference To Personal Best Lap, P = Crossed Finish Line in Pit Lane, D = Time Disallowed

P18 57 C David MILLS Kawasaki - A51 Racing

IDEAL LAP TIME : 1:14.269 BEST LAP TIME : 1:14.269 DIFFERENCE : 0.000

LAP	SECTOR 1	SECTOR 2	LAP TIME	MPH	DIFF	TIME OF DAY
1 -		27.309	1:26.195	82.65	11.926	11:09:45.690
2 -	49.991	26.951	1:16.942	92.59	2.673	11:11:02.632
3 -	49.521	26.515	1:16.036	93.70	1.767	11:12:18.668
4 -	49.818	26.210	1:16.028	93.71	1.759	11:13:34.696
5 -	49.422	26.287	1:15.709	94.10	1.440	11:14:50.405
6 -	***48.374***	***25.895***	***1:14.269 (1)***	***95.93***		***11:16:04.674***
7 -	48.917	26.192	1:15.109 **(3)**	94.85	0.840	11:17:19.783
8 -	49.730	25.975	1:15.705	94.11	1.436	11:18:35.488
9 -	48.738	26.278	1:15.016 **(2)**	94.97	0.747	11:19:50.504
10 -	49.147	26.725	1:15.872	93.90	1.603	11:21:06.376

P19 55 C Paul GARNER Yamaha - A51 Racing

IDEAL LAP TIME : 1:15.472 BEST LAP TIME : 1:15.770 DIFFERENCE : 0.298

LAP	SECTOR 1	SECTOR 2	LAP TIME	MPH	DIFF	TIME OF DAY
1 -		27.514	1:26.763	82.11	10.993	11:09:46.258
2 -	51.774	26.700	1:18.474	90.78	2.704	11:11:04.732
3 -	49.693	26.579	1:16.272	93.41	0.502	11:12:21.004
4 -	***49.580***	26.201	1:15.781 **(2)**	94.01	0.011	11:13:36.785
5 -	49.752	26.206	1:15.958	93.79	0.188	11:14:52.743
6 -	49.730	26.175	1:15.905	93.86	0.135	11:16:08.648
7 -	49.595	26.235	1:15.830 **(3)**	93.95	0.060	11:17:24.478
8 -	49.970	25.939	1:15.909	93.85	0.139	11:18:40.387
9 -	49.878	***25.892***	***1:15.770 (1)***	***94.02***		***11:19:56.157***
10 -	49.789	27.110	1:16.899	92.64	1.129	11:21:13.056

P20 46 C Simon GATES Kawasaki - Team Kawafati

IDEAL LAP TIME : 1:15.598 BEST LAP TIME : 1:15.767 DIFFERENCE : 0.169

LAP	SECTOR 1	SECTOR 2	LAP TIME	MPH	DIFF	TIME OF DAY
1 -		27.576	1:26.989	81.90	11.222	11:09:46.484
2 -	51.876	27.507	1:19.383	89.75	3.616	11:11:05.867
3 -	50.521	27.206	1:17.727	91.66	1.960	11:12:23.594
4 -	50.952	26.586	1:17.538	91.88	1.771	11:13:41.132
5 -	50.176	26.747	1:16.923	92.62	1.156	11:14:58.055
6 -	50.140	26.242	1:16.382 **(3)**	93.27	0.615	11:16:14.437
7 -	***49.586***	26.328	1:15.914 **(2)**	93.85	0.147	11:17:30.351
8 -	49.755	***26.012***	***1:15.767 (1)***	***94.03***		***11:18:46.118***
9 -	50.311	26.412	1:16.723	92.86	0.956	11:20:02.841
10 -	50.510	27.548	1:18.058	91.27	2.291	11:21:20.899

P21 12 David COMBRINCK Honda -

IDEAL LAP TIME : 1:17.217 BEST LAP TIME : 1:17.360 DIFFERENCE : 0.143

LAP	SECTOR 1	SECTOR 2	LAP TIME	MPH	DIFF	TIME OF DAY
1 -		27.510	1:26.622	82.24	9.262	11:09:46.117
2 -	51.757	27.877	1:19.634	89.46	2.274	11:11:05.751
3 -	50.456	27.059	1:17.515 **(2)**	91.91	0.155	11:12:23.266
4 -	51.003	27.367	1:18.370	90.91	1.010	11:13:41.636
5 -	51.248	27.345	1:18.593	90.65	1.233	11:15:00.229
6 -	50.798	26.953	1:17.751	91.63	0.391	11:16:17.980
7 -	50.592	26.932	1:17.524 **(3)**	91.90	0.164	11:17:35.504
8 -	50.575	27.230	1:17.805	91.57	0.445	11:18:53.309
9 -	50.458	***26.902***	***1:17.360 (1)***	***92.09***		***11:20:10.669***
10 -	***50.315***	28.144	1:18.459	90.80	1.099	11:21:29.128

P22 25 C Louis BARTLETT Kawasaki -

IDEAL LAP TIME : 1:16.940 BEST LAP TIME : 1:16.975 DIFFERENCE : 0.035

LAP	SECTOR 1	SECTOR 2	LAP TIME	MPH	DIFF	TIME OF DAY

Weather / Track : Bright / Dry

Donington Park National
Circuit Length = 1.9790 miles
Start: 11:08 Flag 11:20 End: 11:21

BMCRC - MRO Championships 2018 - Rnd 5 @ Donington Park

Reactive Parts MRO Powerbikes inc BG Products Clubman 1000

RACE 6 - SECTOR ANALYSIS

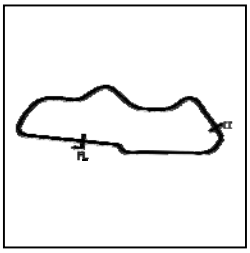

SECTOR 1 = FL to I1, SECTOR 2 = I1 to FL, DIFF = Difference To Personal Best Lap, P = Crossed Finish Line in Pit Lane, D = Time Disallowed

1 -		27.707	1:28.833	80.20	11.858	11:09:48.328
2 -	51.622	27.589	1:19.211	89.94	2.236	11:11:07.539
3 -	51.484	27.458	1:18.942	90.25	1.967	11:12:26.481
4 -	51.281	27.031	1:18.312	90.97	1.337	11:13:44.793
5 -	50.418	***26.557***	***1:16.975 (1)***	***92.55***		***11:15:01.768***
6 -	51.043	27.035	1:18.078	91.25	1.103	11:16:19.846
7 -	***50.383***	26.911	1:17.294 **(2)**	92.17	0.319	11:17:37.140
8 -	50.579	26.830	1:17.409 **(3)**	92.03	0.434	11:18:54.549
9 -	50.658	27.158	1:17.816	91.55	0.841	11:20:12.365
10 -	50.775	27.623	1:18.398	90.87	1.423	11:21:30.763

P23 39 C Shane ADAMS

Kawasaki - SEMS

IDEAL LAP TIME : 1:17.529 BEST LAP TIME : 1:17.529 DIFFERENCE : 0.000

LAP	SECTOR 1	SECTOR 2	LAP TIME	MPH	DIFF	TIME OF DAY
1 -		27.768	1:27.736	81.20	10.207	11:09:47.231
2 -	51.596	27.841	1:19.437	89.68	1.908	11:11:06.668
3 -	51.731	27.678	1:19.409	89.72	1.880	11:12:26.077
4 -	52.129	27.520	1:19.649	89.45	2.120	11:13:45.726
5 -	51.682	27.039	1:18.721	90.50	1.192	11:15:04.447
6 -	52.537	27.469	1:20.006	89.05	2.477	11:16:24.453
7 -	51.113	26.964	1:18.077 **(2)**	91.25	0.548	11:17:42.530
8 -	51.210	27.200	1:18.410	90.86	0.881	11:19:00.940
9 -	51.343	26.973	1:18.316 **(3)**	90.97	0.787	11:20:19.256
10 -	***50.698***	***26.831***	***1:17.529 (1)***	***91.89***		***11:21:36.785***

P24 333 C Andrew HOUGHTON

Kawasaki - Greenham Kawasaki

IDEAL LAP TIME : 1:17.613 BEST LAP TIME : 1:17.613 DIFFERENCE : 0.000

LAP	SECTOR 1	SECTOR 2	LAP TIME	MPH	DIFF	TIME OF DAY
1 -		27.428	1:28.154	80.81	10.541	11:09:47.649
2 -	51.921	27.362	1:19.283	89.86	1.670	11:11:06.932
3 -	51.793	27.941	1:19.734	89.35	2.121	11:12:26.666
4 -	51.699	27.222	1:18.921 **(3)**	90.27	1.308	11:13:45.587
5 -	***50.938***	***26.675***	***1:17.613 (1)***	***91.79***		***11:15:03.200***
6 -	51.177	26.965	1:18.142 **(2)**	91.17	0.529	11:16:21.342
7 -	51.883	27.425	1:19.308	89.83	1.695	11:17:40.650
8 -	52.043	27.219	1:19.262	89.88	1.649	11:18:59.912
9 -	51.871	27.113	1:18.984	90.20	1.371	11:20:18.896
10 -	51.740	27.409	1:19.149	90.01	1.536	11:21:38.045

P25 74 C Andrew BURKE

Honda -

IDEAL LAP TIME : 1:17.809 BEST LAP TIME : 1:17.890 DIFFERENCE : 0.081

LAP	SECTOR 1	SECTOR 2	LAP TIME	MPH	DIFF	TIME OF DAY
1 -		28.107	1:28.619	80.39	10.729	11:09:48.114
2 -	52.338	27.884	1:20.222	88.81	2.332	11:11:08.336
3 -	51.380	27.819	1:19.199	89.95	1.309	11:12:27.535
4 -	51.694	27.709	1:19.403	89.72	1.513	11:13:46.938
5 -	50.954	27.515	1:18.469 **(3)**	90.79	0.579	11:15:05.407
6 -	***50.639***	27.655	1:18.294 **(2)**	90.99	0.404	11:16:23.701
7 -	50.707	27.183	***1:17.890 (1)***	***91.47***		***11:17:41.591***
8 -	51.751	***27.170***	1:18.921	90.27	1.031	11:19:00.512
9 -	51.499	27.310	1:18.809	90.40	0.919	11:20:19.321
10 -	51.688	27.819	1:19.507	89.61	1.617	11:21:38.828

P26 129 C Gareth MACKEY

Kawasaki - MSM Contracts

IDEAL LAP TIME : 1:18.177 BEST LAP TIME : 1:18.710 DIFFERENCE : 0.533

LAP	SECTOR 1	SECTOR 2	LAP TIME	MPH	DIFF	TIME OF DAY
1 -		28.325	1:31.420	77.93	12.710	11:09:50.915
2 -	53.317	27.509	1:20.826	88.14	2.116	11:11:11.741
3 -	53.118	27.596	1:20.714	88.27	2.004	11:12:32.455
4 -	52.586	27.166	1:19.752	89.33	1.042	11:13:52.207

Weather / Track : Bright / Dry

Donington Park National
Circuit Length = 1.9790 miles
Start: 11:08 Flag 11:20 End: 11:21

BMCRC - MRO Championships 2018 - Rnd 5 @ Donington Park

Reactive Parts MRO Powerbikes inc BG Products Clubman 1000

RACE 6 - SECTOR ANALYSIS

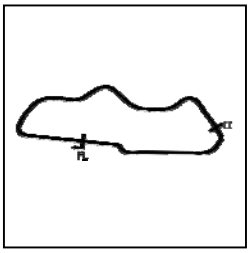

SECTOR 1 = FL to I1, SECTOR 2 = I1 to FL, DIFF = Difference To Personal Best Lap, P = Crossed Finish Line in Pit Lane, D = Time Disallowed

5 -	53.180	27.313	1:20.493	88.51	1.783	11:15:12.700
6 -	51.991	27.094	1:19.085 (3)	90.08	0.375	11:16:31.785
7 -	51.263	27.527	1:18.790 (2)	90.42	0.080	11:17:50.575
8 -	51.689	***27.021***	***1:18.710 (1)***	***90.51***		***11:19:09.285***
9 -	***51.156***	28.268	1:19.424	89.70	0.714	11:20:28.709

P27 45 C John GORDON BMW - Flash Racing

IDEAL LAP TIME : 1:19.277 BEST LAP TIME : 1:19.438 DIFFERENCE : 0.161

LAP	SECTOR 1	SECTOR 2	LAP TIME	MPH	DIFF	TIME OF DAY
1 -		27.807	1:29.572	79.54	10.134	11:09:49.067
2 -	51.936	28.301	1:20.237	88.79	0.799	11:11:09.304
3 -	***51.508***	28.299	1:19.807 (2)	89.27	0.369	11:12:29.111
4 -	51.981	27.953	1:19.934	89.13	0.496	11:13:49.045
5 -	52.836	28.841	1:21.677	87.22	2.239	11:15:10.722
6 -	51.890	27.956	1:19.846 (3)	89.22	0.408	11:16:30.568
7 -	51.893	28.048	1:19.941	89.12	0.503	11:17:50.509
8 -	52.090	***27.769***	1:19.859	89.21	0.421	11:19:10.368
9 -	51.633	27.805	***1:19.438 (1)***	***89.68***		***11:20:29.806***

P28 89 C Dirk GERRITSEN KTM -

IDEAL LAP TIME : 1:20.416 BEST LAP TIME : 1:20.416 DIFFERENCE : 0.000

LAP	SECTOR 1	SECTOR 2	LAP TIME	MPH	DIFF	TIME OF DAY
1 -		30.158	1:32.794	76.77	12.378	11:09:52.289
2 -	54.959	28.086	1:23.045	85.79	2.629	11:11:15.334
3 -	54.252	27.939	1:22.191	86.68	1.775	11:12:37.525
4 -	54.086	27.763	1:21.849	87.04	1.433	11:13:59.374
5 -	53.874	27.862	1:21.736	87.16	1.320	11:15:21.110
6 -	53.337	27.671	1:21.008 (2)	87.94	0.592	11:16:42.118
7 -	53.393	27.930	1:21.323 (3)	87.60	0.907	11:18:03.441
8 -	***52.860***	***27.556***	***1:20.416 (1)***	***88.59***		***11:19:23.857***
9 -	52.949	28.480	1:21.429	87.49	1.013	11:20:45.286

P29 37 C Aldo MORELLO Yamaha - Bitstocks & Reveal

IDEAL LAP TIME : 1:14.481 BEST LAP TIME : 1:14.634 DIFFERENCE : 0.153

LAP	SECTOR 1	SECTOR 2	LAP TIME	MPH	DIFF	TIME OF DAY
1 -		26.155	1:21.164	87.78	6.530	11:09:40.659
2 -	49.328	25.835	1:15.163	94.78	0.529	11:10:55.822
3 -	***48.655***	25.979	***1:14.634 (1)***	***95.46***		***11:12:10.456***
4 -	48.928	***25.826***	1:14.754 (2)	95.30	0.120	11:13:25.210
5 -	49.338	26.180	1:15.518	94.34	0.884	11:14:40.728
6 -	49.311	26.140	1:15.451	94.42	0.817	11:15:56.179
7 -	49.510	25.906	1:15.416	94.47	0.782	11:17:11.595
8 -	49.150	25.975	1:15.125 (3)	94.83	0.491	11:18:26.720
9 -	50.042	26.297	1:16.339	93.32	1.705	11:19:43.059

P30 501 C Steve MOSES Kawasaki - Gemini Property Group Ltd

IDEAL LAP TIME : 1:17.777 BEST LAP TIME : 1:18.605 DIFFERENCE : 0.828

LAP	SECTOR 1	SECTOR 2	LAP TIME	MPH	DIFF	TIME OF DAY
1 -		28.223	1:30.355	78.85	11.750	11:09:49.850
2 -	53.171	28.476	1:21.647	87.26	3.042	11:11:11.497
3 -	52.649	28.081	1:20.730	88.25	2.125	11:12:32.227
4 -	53.651	27.959	1:21.610	87.30	3.005	11:13:53.837
5 -	52.380	27.379	1:19.759	89.32	1.154	11:15:13.596
6 -	51.433	27.283	1:18.716 (2)	90.51	0.111	11:16:32.312
7 -	51.327	27.278	***1:18.605 (1)***	***90.63***		***11:17:50.917***
8 -	52.030	***26.892***	1:18.922 (3)	90.27	0.317	11:19:09.839

Weather / Track : Bright / Dry

Donington Park National
Circuit Length = 1.9790 miles
Start: 11:08 Flag 11:20 End: 11:21

BMCRC - MRO Championships 2018 - Rnd 5 @ Donington Park

Reactive Parts MRO Powerbikes inc BG Products Clubman 1000

RACE 6 - SECTOR ANALYSIS

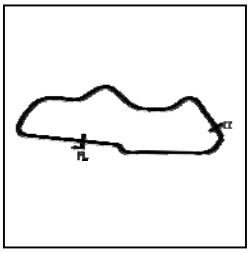

SECTOR 1 = FL to I1, SECTOR 2 = I1 to FL, DIFF = Difference To Personal Best Lap, P = Crossed Finish Line in Pit Lane, D = Time Disallowed

P31 28 C Kelvin HOARE Kawasaki - Southern and Country Roofing Ltd

IDEAL LAP TIME : 1:15.027 BEST LAP TIME : 1:15.187 DIFFERENCE : 0.160

LAP	SECTOR 1	SECTOR 2	LAP TIME		MPH	DIFF	TIME OF DAY
1 -		26.963	1:23.932		84.88	8.745	11:09:43.427
2 -	49.102	IN PIT	3:07.777	**P**	37.94	1:52.590	11:12:51.204
3 -	OUTLAP	27.331	3:36.658		32.88	2:21.471	11:16:27.862
4 -	***48.697***	26.490	***1:15.187***	**(1)**	***94.75***		***11:17:43.049***
5 -	49.912	***26.330***	1:16.242	**(2)**	93.44	1.055	11:18:59.291
6 -	50.477	IN PIT	1:22.073	**P**	86.80	6.886	11:20:21.364

Weather / Track : Bright / Dry

Donington Park National
Circuit Length = 1.9790 miles
Start: 11:08 Flag 11:20 End: 11:21

BMCRC - MRO Championships 2018 - Rnd 5 @ Donington Park

Reactive Parts MRO Powerbikes inc BG Products Clubman 1000

RACE 6 - BEST SECTORS

	SECTOR 1			SECTOR 2			IDEAL / BEST COMPARISON					
POS	NO	NAME	TIME	NO	NAME	TIME	POS	NO	NAME	IDEAL	BEST	DIFF
									PERFECT LAP	1:10.441		
1	2	BAKER	**45.811**	10	WILBY	**24.630**	1	2	BAKER	1:10.538	1:10.731	0.193
2	166	GIBSON	**46.328**	2	BAKER	**24.727**	2	166	GIBSON	1:11.107	1:11.191	0.084
3	33	NEEVES	**46.403**	33	NEEVES	**24.739**	3	10	WILBY	1:11.139	1:11.357	0.218
4	10	WILBY	**46.509**	62	SILVAIN	**24.748**	4	33	NEEVES	1:11.142	1:11.160	0.018
5	76	BYARD	**46.607**	166	GIBSON	**24.779**	5	76	BYARD	1:11.400	1:11.703	0.303
6	40	PATMORE	**46.673**	76	BYARD	**24.793**	6	62	SILVAIN	1:11.576	1:11.808	0.232
7	62	SILVAIN	**46.828**	40	PATMORE	**25.017**	7	40	PATMORE	1:11.690	1:11.894	0.204
8	32	MORRIS	**47.638**	133	NEEVES	**25.209**	8	133	NEEVES	1:12.879	1:13.416	0.537
9	133	NEEVES	**47.670**	32	MORRIS	**25.306**	9	32	MORRIS	1:12.944	1:13.013	0.069
10	42	HORNBY	**48.047**	147	MOORE	**25.472**	10	147	MOORE	1:13.617	1:13.879	0.262
11	9	O'BRIEN	**48.085**	8	COUGHLAN	**25.673**	11	42	HORNBY	1:13.801	1:13.897	0.096
12	147	MOORE	**48.145**	42	HORNBY	**25.754**	12	8	COUGHLAN	1:13.873	1:14.063	0.190
13	8	COUGHLAN	**48.200**	37	MORELLO	**25.826**	13	9	O'BRIEN	1:13.988	1:13.988	0.000
14	57	MILLS	**48.374**	36	LYON	**25.856**	14	36	LYON	1:14.240	1:14.391	0.151
15	36	LYON	**48.384**	15	SIEMIENIUK-JUZWIUK	**25.884**	15	57	MILLS	1:14.269	1:14.269	0.000
16	18	LONGSTAFF	**48.483**	55	GARNER	**25.892**	16	18	LONGSTAFF	1:14.384	1:14.444	0.060
17	37	MORELLO	**48.655**	57	MILLS	**25.895**	17	37	MORELLO	1:14.481	1:14.634	0.153
18	28	HOARE	**48.697**	18	LONGSTAFF	**25.901**	18	15	SIEMIENIUK-JUZWIU	1:14.872	1:15.030	0.158
19	15	SIEMIENIUK-JUZWIUK	**48.988**	9	O'BRIEN	**25.903**	19	28	HOARE	1:15.027	1:15.187	0.160
20	75	WOODALL	**49.073**	75	WOODALL	**25.984**	20	75	WOODALL	1:15.057	1:15.294	0.237
21	55	GARNER	**49.580**	46	GATES	**26.012**	21	55	GARNER	1:15.472	1:15.770	0.298
22	46	GATES	**49.586**	28	HOARE	**26.330**	22	46	GATES	1:15.598	1:15.767	0.169
23	12	COMBRINCK	**50.315**	25	BARTLETT	**26.557**	23	25	BARTLETT	1:16.940	1:16.975	0.035
24	25	BARTLETT	**50.383**	333	HOUGHTON	**26.675**	24	12	COMBRINCK	1:17.217	1:17.360	0.143
25	74	BURKE	**50.639**	39	ADAMS	**26.831**	25	39	ADAMS	1:17.529	1:17.529	0.000
26	39	ADAMS	**50.698**	501	MOSES	**26.892**	26	333	HOUGHTON	1:17.613	1:17.613	0.000
27	501	MOSES	**50.885**	12	COMBRINCK	**26.902**	27	501	MOSES	1:17.777	1:18.605	0.828
28	333	HOUGHTON	**50.938**	129	MACKEY	**27.021**	28	74	BURKE	1:17.809	1:17.890	0.081
29	129	MACKEY	**51.156**	74	BURKE	**27.170**	29	129	MACKEY	1:18.177	1:18.710	0.533
30	45	GORDON	**51.508**	89	GERRITSEN	**27.556**	30	45	GORDON	1:19.277	1:19.438	0.161
31	89	GERRITSEN	**52.860**	45	GORDON	**27.769**	31	89	GERRITSEN	1:20.416	1:20.416	0.000
32												

Weather / Track : Bright / Dry

Donington Park National
Circuit Length = 1.9790 miles
Start: 11:08 Flag 11:20 End: 11:21

Results can be found at www.tsl-timing.com

Printed - 11:22 Sunday, 17 June 2018

BMCRC - MRO Championships 2018 - Rnd 5 @ Donington Park

Reactive Parts MRO Powerbikes inc BG Products Clubman 1000

RACE 17 - GRID (10 Laps)

Row	Pos	No	Rider	Time
ROW 13	37	333	Andrew HOUGHTON	1:17.613
ROW 12	36	258	Ande FRIEND	
	35	125	Mark HART	
	34	114	Ricky MARTIN	
ROW 11	33	303	Adam NORTON	
	32	161	Dean ANDERSON	
	31	27	Dan COX	
ROW 10	30	89	Dirk GERRITSEN	1:20.416
	29	45	John GORDON	1:19.438
	28	129	Gareth MACKEY	1:18.710
ROW 9	27	501	Steve MOSES	1:18.605
	26	74	Andrew BURKE	1:17.890
	25	39	Shane ADAMS	1:17.529
ROW 8	24	12	David COMBRINCK	1:17.360
	23	25	Louis BARTLETT	1:16.975
	22	55	Paul GARNER	1:15.770
ROW 7	21	46	Simon GATES	1:15.767
	20	75	Peter WOODALL	1:15.294
	19	28	Kelvin HOARE	1:15.187
ROW 6	18	15	Mariusz SIEMIENIUK-JUZWIUK	1:15.030
	17	37	Aldo MORELLO	1:14.634
	16	18	Lee LONGSTAFF	1:14.444
ROW 5	15	36	James LYON	1:14.391
	14	57	David MILLS	1:14.269
	13	8	John COUGHLAN	1:14.063
ROW 4	12	9	Mark O'BRIEN	1:13.988
	11	42	Andy HORNBY	1:13.897
	10	147	Antony MOORE	1:13.879
ROW 3	9	133	Ben NEEVES	1:13.416
	8	32	Martin MORRIS	1:13.013
	7	40	Aiden PATMORE	1:11.894
ROW 2	6	62	Kevin SILVAIN	1:11.808
	5	76	Jason BYARD	1:11.703
	4	10	Paul WILBY	1:11.357
ROW 1	3	166	Ryan GIBSON	1:11.191
	2	33	Michael NEEVES	1:11.160
	1	2	Peter BAKER	1:10.731

Pole

Donington Park National
Circuit Length = 1.9790 miles

These results are provisional until the conclusion of any judicial and technical matters.

Clerk Of Course :		Timekeeper :

Results can be found at www.tsl-timing.com

Printed - 11:28 Sunday, 17 June 2018

BMCRC - MRO Championships 2018 - Rnd 5 @ Donington Park

Reactive Parts MRO Powerbikes inc BG Products Clubman 1000

RACE 17 - CLASSIFICATION

POS	NO	CL	PIC	NAME	ENTRY	LAPS	TIME	GAP	DIFF	MPH	BEST	ON
1	**2**		1	Peter BAKER	Kawasaki -	**10**	12:00.843			98.64	**1:11.140**	4
2	**166**		2	Ryan GIBSON	Suzuki - JMC	**10**	12:01.114	**0.271**	0.271	98.61	**1:10.577**	7
3	**40**	C	1	Aiden PATMORE	Kawasaki - SW Roofing	**10**	12:01.286	**0.443**	0.172	98.58	**1:11.212**	3
4	**33**		3	Michael NEEVES	BMW - Prime Factors Racing	**10**	12:03.394	**2.551**	2.108	98.30	**1:11.242**	4
5	**62**	C	2	Kevin SILVAIN	Yamaha - KSAUTOS	**10**	12:03.536	**2.693**	0.142	98.28	**1:11.297**	4
6	**76**		4	Jason BYARD	Suzuki - May Construction	**10**	12:09.137	**8.294**	5.601	97.52	**1:12.174**	5
7	**10**	C	3	Paul WILBY	Yamaha - MOREMOTO	**10**	12:18.432	**17.589**	9.295	96.29	**1:11.977**	2
8	**133**		5	Ben NEEVES	BMW -	**10**	12:24.433	**23.590**	6.001	95.52	**1:13.245**	2
9	**37**	C	4	Aldo MORELLO	Yamaha - Bitstocks & Reveal	**10**	12:31.750	**30.907**	7.317	94.59	**1:14.126**	8
10	**8**		6	John COUGHLAN	Aprilia - BIKERSWORLD	**10**	12:32.711	**31.868**	0.961	94.47	**1:14.220**	7
11	**42**		7	Andy HORNBY	Kawasaki -	**10**	12:32.981	**32.138**	0.270	94.43	**1:14.138**	8
12	**147**	C	5	Antony MOORE	Kawasaki - specsavers hull	**10**	12:33.234	**32.391**	0.253	94.40	**1:14.168**	6
13	**32**		8	Martin MORRIS	Kawasaki - Morris Racing, Resolve, S.R. Hobby	**10**	12:33.543	**32.700**	0.309	94.36	**1:14.066**	7
14	**15**	C	6	Mariusz SIEMIENIUK-JUZWIUK	BMW - BELMONT AUTO SERVICE	**10**	12:34.093	**33.250**	0.550	94.29	**1:13.736**	8
15	**57**	C	7	David MILLS	Kawasaki - A51 Racing	**10**	12:36.421	**35.578**	2.328	94.00	**1:14.333**	6
16	**55**	C	8	Paul GARNER	Yamaha - A51 Racing	**10**	12:41.709	**40.866**	5.288	93.35	**1:15.030**	5
17	**28**	C	9	Kelvin HOARE	Kawasaki - Southern and Country Roofing Ltd	**10**	12:41.770	**40.927**	0.061	93.34	**1:14.291**	5
18	**36**	C	10	James LYON	Suzuki - Digitive Ltd	**10**	12:49.730	**48.887**	7.960	92.38	**1:15.067**	9
19	**75**		9	Peter WOODALL	BMW - Core Projects Ltd	**10**	12:50.864	**50.021**	1.134	92.24	**1:15.962**	3
20	**46**	C	11	Simon GATES	Kawasaki - Team Kawafati	**10**	12:51.236	**50.393**	0.372	92.20	**1:15.392**	10
21	**12**		10	David COMBRINCK	Honda -	**10**	13:03.846	**1:03.003**	12.610	90.71	**1:16.845**	8
22	**333**	C	12	Andrew HOUGHTON	Kawasaki - Greenham Kawasaki	**10**	13:08.822	**1:07.979**	4.976	90.14	**1:17.279**	8
23	**25**	C	13	Louis BARTLETT	Kawasaki -	**10**	13:12.102	**1:11.259**	3.280	89.77	**1:17.802**	8
24	**501**	C	14	Steve MOSES	Kawasaki - Gemini Property Group Ltd	**10**	13:17.143	**1:16.300**	5.041	89.20	**1:17.102**	10
25	**74**	C	15	Andrew BURKE	Honda -	**9**	12:00.523	**1 Lap**	1 Lap	88.80	**1:18.244**	4
26	**39**	C	16	Shane ADAMS	Kawasaki - SEMS	**9**	12:00.796	**1 Lap**	0.273	88.77	**1:18.229**	9
27	**89**	C	17	Dirk GERRITSEN	KTM -	**9**	12:09.056	**1 Lap**	8.260	87.76	**1:19.462**	2
28	**129**	C	18	Gareth MACKEY	Kawasaki - MSM Contracts	**9**	12:14.573	**1 Lap**	5.517	87.10	**1:20.023**	7
29	**45**	C	19	John GORDON	BMW - Flash Racing	**9**	12:19.708	**1 Lap**	5.135	86.50	**1:20.472**	2
					NOT CLASSIFIED							
DNF	**9**	C		Mark O'BRIEN	Ducati - obrienhifi.com	**7**	8:58.294	**3 Laps**	2 Laps	92.39	**1:15.054**	3
DNF	**18**	C		Lee LONGSTAFF	Yamaha - SMC GARAGE	**6**	7:45.271	**4 Laps**	1 Lap	91.58	**1:15.224**	5

FASTEST LAP

166		Ryan GIBSON	Suzuki - JMC	**7**	1:10.577	100.94 mph	162.46 kph
40	C	Aiden PATMORE	Kawasaki - SW Roofing	**3**	1:11.212	100.04 mph	161.01 kph

Class - 92.5% of Race Speed = 91.24 mph
Class C - 92.5% of Race Speed = 91.18 mph

Donington Park National
Circuit Length = 1.9790 miles
Start: 15:57 Flag 16:09 End: 16:10

Weather / Track : Bright / Dry
These results are provisional until the conclusion of any judicial and technical matters.

Clerk Of Course :		Timekeeper :

Results can be found at www.tsl-timing.com

Printed - 16:16 Sunday, 17 June 2018

BMCRC - MRO Championships 2018 - Rnd 5 @ Donington Park

Reactive Parts MRO Powerbikes inc BG Products Clubman 1000

RACE 17 - LAP CHART

LAP 1 @ 15:58:29.394

NO	BEHIND	LAP TIME
33		1:15.608
76	0.524	1:16.132
2	0.900	1:16.508
166	1.167	1:16.775
40	1.390	1:16.998
62	1.527	1:17.135
10	2.129	1:17.737
133	3.210	1:18.818
8	4.313	1:19.921
147	4.645	1:20.253
18	5.182	1:20.790
42	5.906	1:21.514
37	5.917	1:21.525
57	6.224	1:21.832
28	6.400	1:22.008
32	6.479	1:22.087
15	6.963	1:22.571
55	7.104	1:22.712
9	7.634	1:23.242
75	8.545	1:24.153
36	9.219	1:24.827
46	9.553	1:25.161
12	10.085	1:25.693
25	10.854	1:26.462
39	11.062	1:26.670
89	11.796	1:27.404
333	12.074	1:27.682
74	12.681	1:28.289
501	13.033	1:28.641
45	13.951	1:29.559
129	14.493	1:30.101

LAP 2 @ 15:59:40.906

NO	BEHIND	LAP TIME
33		1:11.512
2	0.658	1:11.270
76	1.634	1:12.622
40	1.705	1:11.827
62	1.849	1:11.834
166	2.497	1:12.842
10	2.594	1:11.977
133	4.943	1:13.245
147	8.274	1:15.141
8	8.453	1:15.652
37	8.880	1:14.475
18	8.896	1:15.226
42	9.370	1:14.976
32	9.726	1:14.759
28	10.229	1:15.341
57	10.471	1:15.759
15	10.966	1:15.515
55	11.067	1:15.475
9	11.617	1:15.495
75	13.084	1:16.051
36	14.039	1:16.332
46	14.169	1:16.128
12	16.458	1:17.885
25	17.438	1:18.096
39	18.675	1:19.125
333	19.467	1:18.905
89	19.746	1:19.462
74	20.104	1:18.935
501	20.355	1:18.834
45	22.911	1:20.472
129	23.652	1:20.671

LAP 3 @ 16:00:52.583

NO	BEHIND	LAP TIME
33		1:11.677
2	0.324	1:11.343
40	1.240	1:11.212
62	2.079	1:11.907
76	2.924	1:12.967
10	3.110	1:12.193
166	3.172	1:12.352
133	7.283	1:14.017
147	11.153	1:14.556
8	11.779	1:15.003
37	11.852	1:14.649
42	12.594	1:14.901
32	12.957	1:14.908
18	13.517	1:16.298
28	13.748	1:15.196
15	14.031	1:14.742
57	14.179	1:15.385
55	14.459	1:15.069
9	14.994	1:15.054
75	17.369	1:15.962
36	19.734	1:17.372
46	20.031	1:17.539
12	22.811	1:18.030
25	24.571	1:18.810
333	26.061	1:18.271
39	26.331	1:19.333
74	27.827	1:19.400
501	28.241	1:19.563
89	28.542	1:20.473
45	32.742	1:21.508
129	32.998	1:21.023

LAP 4 @ 16:02:03.825

NO	BEHIND	LAP TIME
33		1:11.242
2	0.222	1:11.140
40	1.226	1:11.228
62	2.134	1:11.297
166	3.121	1:11.191
76	3.948	1:12.266
10	4.161	1:12.293
133	9.348	1:13.307
147	14.231	1:14.320
8	14.881	1:14.344
37	15.071	1:14.461
42	15.636	1:14.284
32	16.112	1:14.397
28	17.153	1:14.647
15	18.109	1:15.320
18	18.500	1:16.225
57	18.724	1:15.787
55	19.080	1:15.863
9	19.189	1:15.437
75	22.328	1:16.201
36	25.170	1:16.678
46	25.290	1:16.501
12	29.706	1:18.137
25	31.412	1:18.083
333	32.810	1:17.991
39	34.577	1:19.488
74	34.829	1:18.244
501	35.519	1:18.520
89	36.962	1:19.662
129	42.752	1:20.996
45	43.084	1:21.584

LAP 5 @ 16:03:15.816

NO	BEHIND	LAP TIME
2		1:11.769
33	0.239	1:12.230
40	0.666	1:11.431
62	1.573	1:11.430
166	1.985	1:10.855
76	4.131	1:12.174
10	9.189	1:17.019
133	11.022	1:13.665
147	17.156	1:14.916
8	17.425	1:14.535
37	17.727	1:14.647
42	18.294	1:14.649
32	18.332	1:14.211
28	19.453	1:14.291
15	20.743	1:14.625
18	21.733	1:15.224
57	21.885	1:15.152
55	22.119	1:15.030
9	22.593	1:15.395
75	26.366	1:16.029
36	29.290	1:16.111
46	29.405	1:16.106
12	35.527	1:17.812
25	37.253	1:17.832
333	38.643	1:17.824
39	41.616	1:19.030
74	42.045	1:19.207
501	42.551	1:19.023
89	45.109	1:20.138
129	51.226	1:20.465
45	52.407	1:21.314

LAP 6 @ 16:04:27.594

NO	BEHIND	LAP TIME
2		1:11.778
33	0.200	1:11.739
40	0.484	1:11.596
166	1.743	1:11.536
62	2.006	1:12.211
76	4.769	1:12.416
10	10.405	1:12.994
133	13.555	1:14.311
147	19.546	1:14.168
8	20.014	1:14.367
37	20.416	1:14.467
32	20.775	1:14.221
42	21.139	1:14.623
28	22.285	1:14.610
15	23.385	1:14.420
57	24.440	1:14.333
55	25.764	1:15.423
9	26.975	1:16.160
75	30.956	1:16.368
18	31.463	1:21.508 P
36	33.666	1:16.154
46	33.814	1:16.187
12	41.370	1:17.621
25	44.300	1:18.825
333	44.721	1:17.856
39	48.800	1:18.962
74	49.083	1:18.816
501	49.781	1:19.008
89	53.898	1:20.567
129	59.651	1:20.203
45	1:02.121	1:21.492

LAP 7 @ 16:05:39.402

NO	BEHIND	LAP TIME
2		1:11.808
33	0.403	1:12.011
166	0.512	1:10.577
40	0.640	1:11.964
62	1.614	1:11.416
76	5.429	1:12.468
10	11.552	1:12.955
133	15.716	1:13.969
147	22.169	1:14.431
8	22.426	1:14.220
37	22.849	1:14.241
32	23.033	1:14.066
42	23.633	1:14.302
28	25.724	1:15.247
15	26.629	1:15.052
57	27.289	1:14.657
55	29.064	1:15.108
9	32.678	1:17.511
75	36.085	1:16.937
36	38.141	1:16.283
46	38.280	1:16.274
12	47.146	1:17.584
333	50.913	1:18.000
25	51.092	1:18.600
74	57.154	1:19.879
501	57.338	1:19.365
39	57.530	1:20.538
89	1:02.446	1:20.356
129	1:07.866	1:20.023

LAP 8 @ 16:06:50.914

NO	BEHIND	LAP TIME
2		1:11.512
166	0.191	1:11.191
45	1 Lap	1:21.580
40	0.872	1:11.744
33	1.224	1:12.333
62	1.833	1:11.731
76	6.434	1:12.517
10	14.001	1:13.961
133	18.503	1:14.299
147	25.115	1:14.458
8	25.370	1:14.456
37	25.463	1:14.126
32	25.800	1:14.279
42	26.259	1:14.138
15	28.853	1:13.736
57	30.190	1:14.413
28	30.248	1:16.036
55	32.809	1:15.257
75	41.084	1:16.511
36	42.230	1:15.601
46	43.256	1:16.488
12	52.479	1:16.845
333	56.680	1:17.279
25	57.382	1:17.802
74	1:04.647	1:19.005
501	1:05.001	1:19.175
39	1:05.439	1:19.421
89	1:11.258	1:20.324

LAP 9 @ 16:08:03.138

NO	BEHIND	LAP TIME
2		1:12.224
166	0.247	1:12.280
40	0.548	1:11.900
33	0.787	1:11.787
62	1.671	1:12.062
129	1 Lap	1:20.440
76	7.020	1:12.810
45	1 Lap	1:21.237
10	15.265	1:13.488
133	20.469	1:14.190
147	27.580	1:14.689
8	27.864	1:14.718
37	27.920	1:14.681
32	28.166	1:14.590
42	28.487	1:14.452
15	30.787	1:14.158
57	32.341	1:14.375
28	35.510	1:17.486
55	35.936	1:15.351
75	44.838	1:15.978
36	45.073	1:15.067
46	46.492	1:15.460
12	57.526	1:17.271
333	1:01.897	1:17.441
25	1:03.982	1:18.824
501	1:10.689	1:17.912
74	1:11.171	1:18.748
39	1:11.444	1:18.229

LAP 10 @ 16:09:14.629

NO	BEHIND	LAP TIME
2		1:11.491
166	0.271	1:11.515
40	0.443	1:11.386
33	2.551	1:13.255
62	2.693	1:12.513
89	1 Lap	1:20.670
76	8.294	1:12.765
129	1 Lap	1:20.651
10	17.589	1:13.815
45	1 Lap	1:20.962
133	23.590	1:14.612
37	30.907	1:14.478
8	31.868	1:15.495
42	32.138	1:15.142
147	32.391	1:16.302
32	32.700	1:16.025
15	33.250	1:13.954
57	35.578	1:14.728
55	40.866	1:16.421
28	40.927	1:16.908

Donington Park National
Circuit Length = 1.9790 miles
Start: 15:57 Flag 16:09 End: 16:10

Weather / Track : Bright / Dry

BMCRC - MRO Championships 2018 - Rnd 5 @ Donington Park

Reactive Parts MRO Powerbikes inc BG Products Clubman 1000

RACE 17 - LAP CHART

36	48.887	1:15.305
75	50.021	1:16.674
46	50.393	1:15.392
12	1:03.003	1:16.968
333	1:07.979	1:17.573
25	1:11.259	1:18.768
501	1:16.300	1:17.102

Weather / Track : Bright / Dry

Donington Park National
Circuit Length = 1.9790 miles
Start: 15:57 Flag 16:09 End: 16:10

BMCRC - MRO Championships 2018 - Rnd 5 @ Donington Park

Reactive Parts MRO Powerbikes inc BG Products Clubman 1000

RACE 17 - SECTOR ANALYSIS

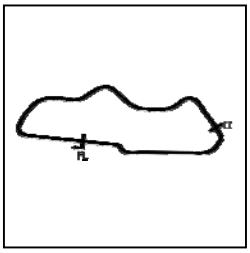

SECTOR 1 = FL to I1, SECTOR 2 = I1 to FL, DIFF = Difference To Personal Best Lap, P = Crossed Finish Line in Pit Lane, D = Time Disallowed

P1 2 Peter BAKER Kawasaki -

IDEAL LAP TIME : 1:11.044 BEST LAP TIME : 1:11.140 DIFFERENCE : 0.096

LAP	SECTOR 1	SECTOR 2	LAP TIME	MPH	DIFF	TIME OF DAY
1 -		24.858	1:16.508	93.12	5.368	15:58:30.294
2 -	46.411	24.859	1:11.270 (2)	99.96	0.130	15:59:41.564
3 -	46.433	24.910	1:11.343 (3)	99.86	0.203	16:00:52.907
4 -	46.469	***24.671***	***1:11.140*** (1)	***100.14***		***16:02:04.047***
5 -	46.864	24.905	1:11.769	99.27	0.629	16:03:15.816
6 -	46.805	24.973	1:11.778	99.25	0.638	16:04:27.594
7 -	46.451	25.357	1:11.808	99.21	0.668	16:05:39.402
8 -	46.478	25.034	1:11.512	99.62	0.372	16:06:50.914
9 -	47.004	25.220	1:12.224	98.64	1.084	16:08:03.138
10 -	***46.373***	25.118	1:11.491	99.65	0.351	16:09:14.629

P2 166 Ryan GIBSON Suzuki - JMC

IDEAL LAP TIME : 1:10.471 BEST LAP TIME : 1:10.577 DIFFERENCE : 0.106

LAP	SECTOR 1	SECTOR 2	LAP TIME	MPH	DIFF	TIME OF DAY
1 -		25.496	1:16.775	92.79	6.198	15:58:30.561
2 -	47.638	25.204	1:12.842	97.80	2.265	15:59:43.403
3 -	47.193	25.159	1:12.352	98.47	1.775	16:00:55.755
4 -	46.421	24.770	1:11.191 (3)	100.07	0.614	16:02:06.946
5 -	46.261	***24.594***	1:10.855 (2)	100.55	0.278	16:03:17.801
6 -	46.715	24.821	1:11.536	99.59	0.959	16:04:29.337
7 -	***45.877***	24.700	***1:10.577*** (1)	***100.94***		***16:05:39.914***
8 -	46.360	24.831	1:11.191 (3)	100.07	0.614	16:06:51.105
9 -	47.020	25.260	1:12.280	98.57	1.703	16:08:03.385
10 -	46.373	25.142	1:11.515	99.62	0.938	16:09:14.900

P3 40 C Aiden PATMORE Kawasaki - SW Roofing

IDEAL LAP TIME : 1:11.027 BEST LAP TIME : 1:11.212 DIFFERENCE : 0.185

LAP	SECTOR 1	SECTOR 2	LAP TIME	MPH	DIFF	TIME OF DAY
1 -		24.898	1:16.998	92.52	5.786	15:58:30.784
2 -	46.767	25.060	1:11.827	99.19	0.615	15:59:42.611
3 -	46.430	***24.782***	***1:11.212*** (1)	***100.04***		***16:00:53.823***
4 -	46.390	24.838	1:11.228 (2)	100.02	0.016	16:02:05.051
5 -	46.418	25.013	1:11.431	99.74	0.219	16:03:16.482
6 -	46.584	25.012	1:11.596	99.51	0.384	16:04:28.078
7 -	***46.245***	25.719	1:11.964	99.00	0.752	16:05:40.042
8 -	46.828	24.916	1:11.744	99.30	0.532	16:06:51.786
9 -	46.999	24.901	1:11.900	99.09	0.688	16:08:03.686
10 -	46.355	25.031	1:11.386 (3)	99.80	0.174	16:09:15.072

P4 33 Michael NEEVES BMW - Prime Factors Racing

IDEAL LAP TIME : 1:11.119 BEST LAP TIME : 1:11.242 DIFFERENCE : 0.123

LAP	SECTOR 1	SECTOR 2	LAP TIME	MPH	DIFF	TIME OF DAY
1 -		24.903	1:15.608	94.23	4.366	15:58:29.394
2 -	46.600	24.912	1:11.512 (2)	99.62	0.270	15:59:40.906
3 -	46.821	24.856	1:11.677 (3)	99.39	0.435	16:00:52.583
4 -	***46.429***	24.813	***1:11.242*** (1)	***100.00***		***16:02:03.825***
5 -	47.449	24.781	1:12.230	98.63	0.988	16:03:16.055
6 -	46.871	24.868	1:11.739	99.31	0.497	16:04:27.794
7 -	46.964	25.047	1:12.011	98.93	0.769	16:05:39.805
8 -	47.560	24.773	1:12.333	98.49	1.091	16:06:52.138
9 -	47.097	***24.690***	1:11.787	99.24	0.545	16:08:03.925
10 -	48.238	25.017	1:13.255	97.25	2.013	16:09:17.180

P5 62 C Kevin SILVAIN Yamaha - KSAUTOS

IDEAL LAP TIME : 1:11.104 BEST LAP TIME : 1:11.297 DIFFERENCE : 0.193

LAP	SECTOR 1	SECTOR 2	LAP TIME	MPH	DIFF	TIME OF DAY

Weather / Track : Bright / Dry

Donington Park National
Circuit Length = 1.9790 miles
Start: 15:57 Flag 16:09 End: 16:10

BMCRC - MRO Championships 2018 - Rnd 5 @ Donington Park

Reactive Parts MRO Powerbikes inc BG Products Clubman 1000

RACE 17 - SECTOR ANALYSIS

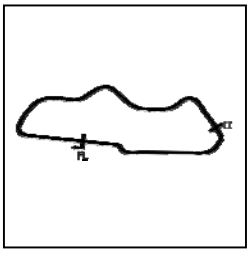

SECTOR 1 = FL to I1, SECTOR 2 = I1 to FL, DIFF = Difference To Personal Best Lap, P = Crossed Finish Line in Pit Lane, D = Time Disallowed

1 -		24.741	1:17.135	92.36	5.838	15:58:30.921
2 -	47.063	24.771	1:11.834	99.18	0.537	15:59:42.755
3 -	47.155	24.752	1:11.907	99.08	0.610	16:00:54.662
4 -	***46.413***	24.884	***1:11.297*** **(1)**	***99.92***		***16:02:05.959***
5 -	46.480	24.950	1:11.430 **(3)**	99.74	0.133	16:03:17.389
6 -	46.962	25.249	1:12.211	98.66	0.914	16:04:29.600
7 -	46.639	24.777	1:11.416 **(2)**	99.76	0.119	16:05:41.016
8 -	46.956	24.775	1:11.731	99.32	0.434	16:06:52.747
9 -	47.371	***24.691***	1:12.062	98.86	0.765	16:08:04.809
10 -	47.503	25.010	1:12.513	98.25	1.216	16:09:17.322

P6 76 Jason BYARD Suzuki - May Construction

IDEAL LAP TIME : 1:12.065 BEST LAP TIME : 1:12.174 DIFFERENCE : 0.109

LAP	SECTOR 1	SECTOR 2	LAP TIME	MPH	DIFF	TIME OF DAY
1 -		25.651	1:16.132	93.58	3.958	15:58:29.918
2 -	47.318	25.304	1:12.622	98.10	0.448	15:59:42.540
3 -	47.054	25.913	1:12.967	97.64	0.793	16:00:55.507
4 -	47.212	25.054	1:12.266 **(2)**	98.58	0.092	16:02:07.773
5 -	47.132	***25.042***	***1:12.174*** **(1)**	***98.71***		***16:03:19.947***
6 -	***47.023***	25.393	1:12.416 **(3)**	98.38	0.242	16:04:32.363
7 -	47.041	25.427	1:12.468	98.31	0.294	16:05:44.831
8 -	47.226	25.291	1:12.517	98.24	0.343	16:06:57.348
9 -	47.169	25.641	1:12.810	97.85	0.636	16:08:10.158
10 -	47.329	25.436	1:12.765	97.91	0.591	16:09:22.923

P7 10 C Paul WILBY Yamaha - MOREMOTO

IDEAL LAP TIME : 1:11.657 BEST LAP TIME : 1:11.977 DIFFERENCE : 0.320

LAP	SECTOR 1	SECTOR 2	LAP TIME	MPH	DIFF	TIME OF DAY
1 -		***25.047***	1:17.737	91.64	5.760	15:58:31.523
2 -	46.837	25.140	***1:11.977*** **(1)**	***98.98***		***15:59:43.500***
3 -	***46.610***	25.583	1:12.193 **(2)**	98.68	0.216	16:00:55.693
4 -	47.153	25.140	1:12.293 **(3)**	98.55	0.316	16:02:07.986
5 -	46.642	30.377	1:17.019	92.50	5.042	16:03:25.005
6 -	47.485	25.509	1:12.994	97.60	1.017	16:04:37.999
7 -	47.520	25.435	1:12.955	97.65	0.978	16:05:50.954
8 -	48.228	25.733	1:13.961	96.32	1.984	16:07:04.915
9 -	47.762	25.726	1:13.488	96.94	1.511	16:08:18.403
10 -	48.117	25.698	1:13.815	96.52	1.838	16:09:32.218

P8 133 Ben NEEVES BMW -

IDEAL LAP TIME : 1:13.036 BEST LAP TIME : 1:13.245 DIFFERENCE : 0.209

LAP	SECTOR 1	SECTOR 2	LAP TIME	MPH	DIFF	TIME OF DAY
1 -		***25.251***	1:18.818	90.39	5.573	15:58:32.604
2 -	***47.785***	25.460	***1:13.245*** **(1)**	***97.27***		***15:59:45.849***
3 -	48.079	25.938	1:14.017	96.25	0.772	16:00:59.866
4 -	47.873	25.434	1:13.307 **(2)**	97.18	0.062	16:02:13.173
5 -	47.829	25.836	1:13.665 **(3)**	96.71	0.420	16:03:26.838
6 -	48.567	25.744	1:14.311	95.87	1.066	16:04:41.149
7 -	48.240	25.729	1:13.969	96.31	0.724	16:05:55.118
8 -	48.462	25.837	1:14.299	95.89	1.054	16:07:09.417
9 -	48.535	25.655	1:14.190	96.03	0.945	16:08:23.607
10 -	48.779	25.833	1:14.612	95.48	1.367	16:09:38.219

P9 37 C Aldo MORELLO Yamaha - Bitstocks & Reveal

IDEAL LAP TIME : 1:14.017 BEST LAP TIME : 1:14.126 DIFFERENCE : 0.109

LAP	SECTOR 1	SECTOR 2	LAP TIME	MPH	DIFF	TIME OF DAY
1 -		26.289	1:21.525	87.39	7.399	15:58:35.311
2 -	48.746	25.729	1:14.475	95.66	0.349	15:59:49.786
3 -	48.990	25.659	1:14.649	95.44	0.523	16:01:04.435
4 -	48.896	25.565	1:14.461 **(3)**	95.68	0.335	16:02:18.896

Weather / Track : Bright / Dry

Donington Park National
Circuit Length = 1.9790 miles
Start: 15:57 Flag 16:09 End: 16:10

BMCRC - MRO Championships 2018 - Rnd 5 @ Donington Park

Reactive Parts MRO Powerbikes inc BG Products Clubman 1000

RACE 17 - SECTOR ANALYSIS

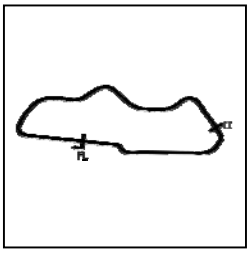

SECTOR 1 = FL to I1, SECTOR 2 = I1 to FL, DIFF = Difference To Personal Best Lap, P = Crossed Finish Line in Pit Lane, D = Time Disallowed

5 -	49.041	25.606	1:14.647	95.44	0.521	16:03:33.543
6 -	48.932	25.535	1:14.467	95.67	0.341	16:04:48.010
7 -	***48.507***	25.734	1:14.241 **(2)**	95.96	0.115	16:06:02.251
8 -	48.616	***25.510***	***1:14.126*** **(1)**	***96.11***		***16:07:16.377***
9 -	49.051	25.630	1:14.681	95.40	0.555	16:08:31.058
10 -	48.511	25.967	1:14.478	95.66	0.352	16:09:45.536

P10 8 John COUGHLAN Aprilia - BIKERSWORLD

IDEAL LAP TIME : 1:14.104 BEST LAP TIME : 1:14.220 DIFFERENCE : 0.116

LAP	SECTOR 1	SECTOR 2	LAP TIME	MPH	DIFF	TIME OF DAY
1 -		25.876	1:19.921	89.14	5.701	15:58:33.707
2 -	49.728	25.924	1:15.652	94.17	1.432	15:59:49.359
3 -	48.958	26.045	1:15.003	94.99	0.783	16:01:04.362
4 -	***48.503***	25.841	1:14.344 **(2)**	95.83	0.124	16:02:18.706
5 -	48.934	***25.601***	1:14.535	95.58	0.315	16:03:33.241
6 -	48.618	25.749	1:14.367 **(3)**	95.80	0.147	16:04:47.608
7 -	48.508	25.712	***1:14.220*** **(1)**	***95.99***		***16:06:01.828***
8 -	48.726	25.730	1:14.456	95.68	0.236	16:07:16.284
9 -	48.717	26.001	1:14.718	95.35	0.498	16:08:31.002
10 -	49.022	26.473	1:15.495	94.37	1.275	16:09:46.497

P11 42 Andy HORNBY Kawasaki -

IDEAL LAP TIME : 1:13.970 BEST LAP TIME : 1:14.138 DIFFERENCE : 0.168

LAP	SECTOR 1	SECTOR 2	LAP TIME	MPH	DIFF	TIME OF DAY
1 -		26.532	1:21.514	87.40	7.376	15:58:35.300
2 -	49.068	25.908	1:14.976	95.02	0.838	15:59:50.276
3 -	49.026	25.875	1:14.901	95.12	0.763	16:01:05.177
4 -	48.618	***25.666***	1:14.284 **(2)**	95.91	0.146	16:02:19.461
5 -	48.799	25.850	1:14.649	95.44	0.511	16:03:34.110
6 -	48.957	***25.666***	1:14.623	95.47	0.485	16:04:48.733
7 -	48.419	25.883	1:14.302 **(3)**	95.88	0.164	16:06:03.035
8 -	***48.304***	25.834	***1:14.138*** **(1)**	***96.09***		***16:07:17.173***
9 -	48.741	25.711	1:14.452	95.69	0.314	16:08:31.625
10 -	48.647	26.495	1:15.142	94.81	1.004	16:09:46.767

P12 147 C Antony MOORE Kawasaki - specsavers hull

IDEAL LAP TIME : 1:14.066 BEST LAP TIME : 1:14.168 DIFFERENCE : 0.102

LAP	SECTOR 1	SECTOR 2	LAP TIME	MPH	DIFF	TIME OF DAY
1 -		25.906	1:20.253	88.77	6.085	15:58:34.039
2 -	49.121	26.020	1:15.141	94.81	0.973	15:59:49.180
3 -	48.531	26.025	1:14.556	95.56	0.388	16:01:03.736
4 -	***48.458***	25.862	1:14.320 **(2)**	95.86	0.152	16:02:18.056
5 -	49.214	25.702	1:14.916	95.10	0.748	16:03:32.972
6 -	48.560	***25.608***	***1:14.168*** **(1)**	***96.06***		***16:04:47.140***
7 -	48.530	25.901	1:14.431 **(3)**	95.72	0.263	16:06:01.571
8 -	48.706	25.752	1:14.458	95.68	0.290	16:07:16.029
9 -	48.806	25.883	1:14.689	95.39	0.521	16:08:30.718
10 -	49.095	27.207	1:16.302	93.37	2.134	16:09:47.020

P13 32 Martin MORRIS Kawasaki - Morris Racing, Resolve, S.R. Hobby

IDEAL LAP TIME : 1:13.959 BEST LAP TIME : 1:14.066 DIFFERENCE : 0.107

LAP	SECTOR 1	SECTOR 2	LAP TIME	MPH	DIFF	TIME OF DAY
1 -		26.056	1:22.087	86.79	8.021	15:58:35.873
2 -	48.842	25.917	1:14.759	95.30	0.693	15:59:50.632
3 -	49.217	25.691	1:14.908	95.11	0.842	16:01:05.540
4 -	48.975	25.422	1:14.397	95.76	0.331	16:02:19.937
5 -	48.822	***25.389***	1:14.211 **(2)**	96.00	0.145	16:03:34.148
6 -	48.691	25.530	1:14.221 **(3)**	95.99	0.155	16:04:48.369
7 -	***48.570***	25.496	***1:14.066*** **(1)**	***96.19***		***16:06:02.435***
8 -	48.651	25.628	1:14.279	95.91	0.213	16:07:16.714

Weather / Track : Bright / Dry

Donington Park National
Circuit Length = 1.9790 miles
Start: 15:57 Flag 16:09 End: 16:10

BMCRC - MRO Championships 2018 - Rnd 5 @ Donington Park

Reactive Parts MRO Powerbikes inc BG Products Clubman 1000

RACE 17 - SECTOR ANALYSIS

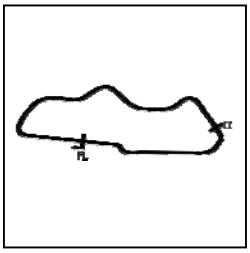

SECTOR 1 = FL to I1, SECTOR 2 = I1 to FL, DIFF = Difference To Personal Best Lap, P = Crossed Finish Line in Pit Lane, D = Time Disallowed

9 -	48.981	25.609	1:14.590	95.51	0.524	16:08:31.304
10 -	49.289	26.736	1:16.025	93.71	1.959	16:09:47.329

P14 15 C Mariusz SIEMIENIUK-JUZWIUK BMW - BELMONT AUTO SERVICE

IDEAL LAP TIME : 1:13.541 BEST LAP TIME : 1:13.736 DIFFERENCE : 0.195

LAP	SECTOR 1	SECTOR 2	LAP TIME	MPH	DIFF	TIME OF DAY
1 -		26.512	1:22.571	86.28	8.835	15:58:36.357
2 -	49.091	26.424	1:15.515	94.34	1.779	15:59:51.872
3 -	48.679	26.063	1:14.742	95.32	1.006	16:01:06.614
4 -	49.492	25.828	1:15.320	94.59	1.584	16:02:21.934
5 -	48.775	25.850	1:14.625	95.47	0.889	16:03:36.559
6 -	48.393	26.027	1:14.420	95.73	0.684	16:04:50.979
7 -	48.732	26.320	1:15.052	94.92	1.316	16:06:06.031
8 -	48.336	***25.400***	***1:13.736*** **(1)**	***96.62***		***16:07:19.767***
9 -	48.241	25.917	1:14.158 **(3)**	96.07	0.422	16:08:33.925
10 -	***48.141***	25.813	1:13.954 **(2)**	96.33	0.218	16:09:47.879

P15 57 C David MILLS Kawasaki - A51 Racing

IDEAL LAP TIME : 1:13.999 BEST LAP TIME : 1:14.333 DIFFERENCE : 0.334

LAP	SECTOR 1	SECTOR 2	LAP TIME	MPH	DIFF	TIME OF DAY
1 -		26.347	1:21.832	87.06	7.499	15:58:35.618
2 -	49.492	26.267	1:15.759	94.04	1.426	15:59:51.377
3 -	48.930	26.455	1:15.385	94.51	1.052	16:01:06.762
4 -	49.786	26.001	1:15.787	94.00	1.454	16:02:22.549
5 -	49.286	25.866	1:15.152	94.80	0.819	16:03:37.701
6 -	48.497	***25.836***	***1:14.333*** **(1)**	***95.84***		***16:04:52.034***
7 -	48.594	26.063	1:14.657	95.43	0.324	16:06:06.691
8 -	***48.163***	26.250	1:14.413 **(3)**	95.74	0.080	16:07:21.104
9 -	48.450	25.925	1:14.375 **(2)**	95.79	0.042	16:08:35.479
10 -	48.380	26.348	1:14.728	95.34	0.395	16:09:50.207

P16 55 C Paul GARNER Yamaha - A51 Racing

IDEAL LAP TIME : 1:14.910 BEST LAP TIME : 1:15.030 DIFFERENCE : 0.120

LAP	SECTOR 1	SECTOR 2	LAP TIME	MPH	DIFF	TIME OF DAY
1 -		26.343	1:22.712	86.13	7.682	15:58:36.498
2 -	49.521	25.954	1:15.475	94.39	0.445	15:59:51.973
3 -	***49.073***	25.996	1:15.069 **(2)**	94.90	0.039	16:01:07.042
4 -	49.732	26.131	1:15.863	93.91	0.833	16:02:22.905
5 -	49.193	***25.837***	***1:15.030*** **(1)**	***94.95***		***16:03:37.935***
6 -	49.547	25.876	1:15.423	94.46	0.393	16:04:53.358
7 -	49.248	25.860	1:15.108 **(3)**	94.85	0.078	16:06:08.466
8 -	49.305	25.952	1:15.257	94.67	0.227	16:07:23.723
9 -	49.248	26.103	1:15.351	94.55	0.321	16:08:39.074
10 -	50.167	26.254	1:16.421	93.22	1.391	16:09:55.495

P17 28 C Kelvin HOARE Kawasaki - Southern and Country Roofing Ltd

IDEAL LAP TIME : 1:13.979 BEST LAP TIME : 1:14.291 DIFFERENCE : 0.312

LAP	SECTOR 1	SECTOR 2	LAP TIME	MPH	DIFF	TIME OF DAY
1 -		26.281	1:22.008	86.87	7.717	15:58:35.794
2 -	49.099	26.242	1:15.341	94.56	1.050	15:59:51.135
3 -	48.899	26.297	1:15.196	94.74	0.905	16:01:06.331
4 -	48.720	***25.927***	1:14.647 **(3)**	95.44	0.356	16:02:20.978
5 -	***48.052***	26.239	***1:14.291*** **(1)**	***95.90***		***16:03:35.269***
6 -	48.438	26.172	1:14.610 **(2)**	95.49	0.319	16:04:49.879
7 -	48.523	26.724	1:15.247	94.68	0.956	16:06:05.126
8 -	48.880	27.156	1:16.036	93.70	1.745	16:07:21.162
9 -	50.362	27.124	1:17.486	91.94	3.195	16:08:38.648
10 -	49.697	27.211	1:16.908	92.63	2.617	16:09:55.556

Weather / Track : Bright / Dry

Donington Park National
Circuit Length = 1.9790 miles
Start: 15:57 Flag 16:09 End: 16:10

BMCRC - MRO Championships 2018 - Rnd 5 @ Donington Park

Reactive Parts MRO Powerbikes inc BG Products Clubman 1000

RACE 17 - SECTOR ANALYSIS

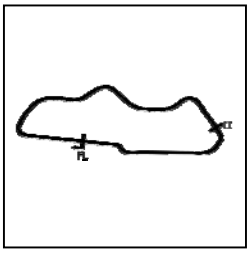

SECTOR 1 = FL to I1, SECTOR 2 = I1 to FL, DIFF = Difference To Personal Best Lap, P = Crossed Finish Line in Pit Lane, D = Time Disallowed

P18 36 C James LYON Suzuki - Digitive Ltd

IDEAL LAP TIME : 1:14.936 BEST LAP TIME : 1:15.067 DIFFERENCE : 0.131

LAP	SECTOR 1	SECTOR 2	LAP TIME	MPH	DIFF	TIME OF DAY
1 -		26.616	1:24.827	83.98	9.760	15:58:38.613
2 -	49.840	26.492	1:16.332	93.33	1.265	15:59:54.945
3 -	50.485	26.887	1:17.372	92.08	2.305	16:01:12.317
4 -	50.001	26.677	1:16.678	92.91	1.611	16:02:28.995
5 -	49.657	26.454	1:16.111	93.60	1.044	16:03:45.106
6 -	49.777	26.377	1:16.154	93.55	1.087	16:05:01.260
7 -	49.850	26.433	1:16.283	93.39	1.216	16:06:17.543
8 -	49.323	26.278	1:15.601 **(3)**	94.24	0.534	16:07:33.144
9 -	49.094	***25.973***	***1:15.067*** **(1)**	***94.91***		***16:08:48.211***
10 -	***48.963***	26.342	1:15.305 **(2)**	94.61	0.238	16:10:03.516

P19 75 Peter WOODALL BMW - Core Projects Ltd

IDEAL LAP TIME : 1:15.760 BEST LAP TIME : 1:15.962 DIFFERENCE : 0.202

LAP	SECTOR 1	SECTOR 2	LAP TIME	MPH	DIFF	TIME OF DAY
1 -		26.490	1:24.153	84.66	8.191	15:58:37.939
2 -	49.691	26.360	1:16.051	93.68	0.089	15:59:53.990
3 -	49.564	26.398	***1:15.962*** **(1)**	***93.79***		***16:01:09.952***
4 -	49.716	26.485	1:16.201	93.49	0.239	16:02:26.153
5 -	49.772	***26.257***	1:16.029 **(3)**	93.70	0.067	16:03:42.182
6 -	49.594	26.774	1:16.368	93.29	0.406	16:04:58.550
7 -	50.259	26.678	1:16.937	92.60	0.975	16:06:15.487
8 -	49.902	26.609	1:16.511	93.11	0.549	16:07:31.998
9 -	***49.503***	26.475	1:15.978 **(2)**	93.77	0.016	16:08:47.976
10 -	50.162	26.512	1:16.674	92.92	0.712	16:10:04.650

P20 46 C Simon GATES Kawasaki - Team Kawafati

IDEAL LAP TIME : 1:15.311 BEST LAP TIME : 1:15.392 DIFFERENCE : 0.081

LAP	SECTOR 1	SECTOR 2	LAP TIME	MPH	DIFF	TIME OF DAY
1 -		26.433	1:25.161	83.65	9.769	15:58:38.947
2 -	49.977	26.151	1:16.128	93.58	0.736	15:59:55.075
3 -	50.623	26.916	1:17.539	91.88	2.147	16:01:12.614
4 -	49.962	26.539	1:16.501	93.13	1.109	16:02:29.115
5 -	49.898	26.208	1:16.106 **(3)**	93.61	0.714	16:03:45.221
6 -	49.870	26.317	1:16.187	93.51	0.795	16:05:01.408
7 -	49.954	26.320	1:16.274	93.40	0.882	16:06:17.682
8 -	50.389	26.099	1:16.488	93.14	1.096	16:07:34.170
9 -	***49.412***	26.048	1:15.460 **(2)**	94.41	0.068	16:08:49.630
10 -	49.493	***25.899***	***1:15.392*** **(1)**	***94.50***		***16:10:05.022***

P21 12 David COMBRINCK Honda -

IDEAL LAP TIME : 1:16.825 BEST LAP TIME : 1:16.845 DIFFERENCE : 0.020

LAP	SECTOR 1	SECTOR 2	LAP TIME	MPH	DIFF	TIME OF DAY
1 -		27.133	1:25.693	83.14	8.848	15:58:39.479
2 -	50.959	26.926	1:17.885	91.47	1.040	15:59:57.364
3 -	51.077	26.953	1:18.030	91.30	1.185	16:01:15.394
4 -	50.848	27.289	1:18.137	91.18	1.292	16:02:33.531
5 -	50.807	27.005	1:17.812	91.56	0.967	16:03:51.343
6 -	50.455	27.166	1:17.621	91.78	0.776	16:05:08.964
7 -	50.392	27.192	1:17.584	91.83	0.739	16:06:26.548
8 -	***50.308***	26.537	***1:16.845*** **(1)**	***92.71***		***16:07:43.393***
9 -	50.484	26.787	1:17.271 **(3)**	92.20	0.426	16:09:00.664
10 -	50.451	***26.517***	1:16.968 **(2)**	92.56	0.123	16:10:17.632

P22 333 C Andrew HOUGHTON Kawasaki - Greenham Kawasaki

IDEAL LAP TIME : 1:17.044 BEST LAP TIME : 1:17.279 DIFFERENCE : 0.235

LAP	SECTOR 1	SECTOR 2	LAP TIME	MPH	DIFF	TIME OF DAY

Weather / Track : Bright / Dry

Donington Park National
Circuit Length = 1.9790 miles
Start: 15:57 Flag 16:09 End: 16:10

BMCRC - MRO Championships 2018 - Rnd 5 @ Donington Park

Reactive Parts MRO Powerbikes inc BG Products Clubman 1000

RACE 17 - SECTOR ANALYSIS

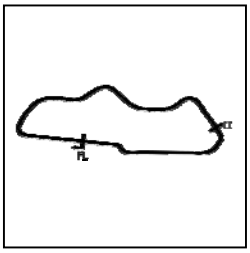

SECTOR 1 = FL to I1, SECTOR 2 = I1 to FL, DIFF = Difference To Personal Best Lap, P = Crossed Finish Line in Pit Lane, D = Time Disallowed

1 -		27.319	1:27.682		81.25	10.403	15:58:41.468
2 -	51.919	26.986	1:18.905		90.29	1.626	16:00:00.373
3 -	51.345	26.926	1:18.271		91.02	0.992	16:01:18.644
4 -	51.222	26.769	1:17.991		91.35	0.712	16:02:36.635
5 -	51.111	26.713	1:17.824		91.54	0.545	16:03:54.459
6 -	51.152	***26.704***	1:17.856		91.51	0.577	16:05:12.315
7 -	51.244	26.756	1:18.000		91.34	0.721	16:06:30.315
8 -	***50.340***	26.939	***1:17.279***	**(1)**	***92.19***		***16:07:47.594***
9 -	50.577	26.864	1:17.441	**(2)**	92.00	0.162	16:09:05.035
10 -	50.776	26.797	1:17.573	**(3)**	91.84	0.294	16:10:22.608

P23 25 C Louis BARTLETT Kawasaki -

IDEAL LAP TIME : 1:17.785 BEST LAP TIME : 1:17.802 DIFFERENCE : 0.017

LAP	SECTOR 1	SECTOR 2	LAP TIME		MPH	DIFF	TIME OF DAY
1 -		26.995	1:26.462		82.40	8.660	15:58:40.248
2 -	51.218	26.878	1:18.096		91.22	0.294	15:59:58.344
3 -	51.795	27.015	1:18.810		90.40	1.008	16:01:17.154
4 -	51.258	26.825	1:18.083	**(3)**	91.24	0.281	16:02:35.237
5 -	***51.076***	26.756	1:17.832	**(2)**	91.53	0.030	16:03:53.069
6 -	51.810	27.015	1:18.825		90.38	1.023	16:05:11.894
7 -	51.440	27.160	1:18.600		90.64	0.798	16:06:30.494
8 -	51.093	***26.709***	***1:17.802***	**(1)**	***91.57***		***16:07:48.296***
9 -	51.566	27.258	1:18.824		90.38	1.022	16:09:07.120
10 -	51.662	27.106	1:18.768		90.45	0.966	16:10:25.888

P24 501 C Steve MOSES Kawasaki - Gemini Property Group Ltd

IDEAL LAP TIME : 1:17.102 BEST LAP TIME : 1:17.102 DIFFERENCE : 0.000

LAP	SECTOR 1	SECTOR 2	LAP TIME		MPH	DIFF	TIME OF DAY
1 -		27.574	1:28.641		80.37	11.539	15:58:42.427
2 -	51.868	26.966	1:18.834		90.37	1.732	16:00:01.261
3 -	52.059	27.504	1:19.563		89.54	2.461	16:01:20.824
4 -	51.274	27.246	1:18.520	**(3)**	90.73	1.418	16:02:39.344
5 -	51.843	27.180	1:19.023		90.15	1.921	16:03:58.367
6 -	51.880	27.128	1:19.008		90.17	1.906	16:05:17.375
7 -	52.080	27.285	1:19.365		89.77	2.263	16:06:36.740
8 -	51.673	27.502	1:19.175		89.98	2.073	16:07:55.915
9 -	51.234	26.678	1:17.912	**(2)**	91.44	0.810	16:09:13.827
10 -	***50.671***	***26.431***	***1:17.102***	**(1)**	***92.40***		***16:10:30.929***

P25 89 C Dirk GERRITSEN KTM -

IDEAL LAP TIME : 1:19.212 BEST LAP TIME : 1:19.462 DIFFERENCE : 0.250

LAP	SECTOR 1	SECTOR 2	LAP TIME		MPH	DIFF	TIME OF DAY
1 -		27.519	1:27.404		81.51	7.942	15:58:41.190
2 -	***51.901***	27.561	***1:19.462***	**(1)**	***89.66***		***16:00:00.652***
3 -	52.386	28.087	1:20.473		88.53	1.011	16:01:21.125
4 -	52.351	***27.311***	1:19.662	**(2)**	89.43	0.200	16:02:40.787
5 -	52.624	27.514	1:20.138	**(3)**	88.90	0.676	16:04:00.925
6 -	52.968	27.599	1:20.567		88.43	1.105	16:05:21.492
7 -	52.948	27.408	1:20.356		88.66	0.894	16:06:41.848
8 -	52.866	27.458	1:20.324		88.69	0.862	16:08:02.172
9 -	53.216	27.454	1:20.670		88.31	1.208	16:09:22.842

P26 129 C Gareth MACKEY Kawasaki - MSM Contracts

IDEAL LAP TIME : 1:19.888 BEST LAP TIME : 1:20.023 DIFFERENCE : 0.135

LAP	SECTOR 1	SECTOR 2	LAP TIME		MPH	DIFF	TIME OF DAY
1 -		27.979	1:30.101		79.07	10.078	15:58:43.887
2 -	53.261	27.410	1:20.671		88.31	0.648	16:00:04.558
3 -	53.311	27.712	1:21.023		87.93	1.000	16:01:25.581
4 -	53.048	27.948	1:20.996		87.96	0.973	16:02:46.577
5 -	52.763	27.702	1:20.465		88.54	0.442	16:04:07.042

Weather / Track : Bright / Dry

Donington Park National
Circuit Length = 1.9790 miles
Start: 15:57 Flag 16:09 End: 16:10

BMCRC - MRO Championships 2018 - Rnd 5 @ Donington Park

Reactive Parts MRO Powerbikes inc BG Products Clubman 1000

RACE 17 - SECTOR ANALYSIS

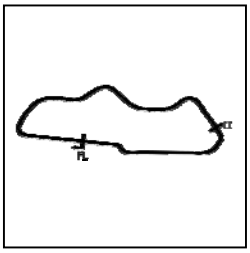

SECTOR 1 = FL to I1, SECTOR 2 = I1 to FL, DIFF = Difference To Personal Best Lap, P = Crossed Finish Line in Pit Lane, D = Time Disallowed

6 -	***52.643***	27.560	1:20.203 **(2)**	88.83	0.180	16:05:27.245
7 -	52.778	***27.245***	***1:20.023*** **(1)**	***89.03***		***16:06:47.268***
8 -	53.064	27.376	1:20.440 **(3)**	88.57	0.417	16:08:07.708
9 -	53.183	27.468	1:20.651	88.33	0.628	16:09:28.359

P27 45 C John GORDON BMW - Flash Racing

IDEAL LAP TIME : 1:20.386 BEST LAP TIME : 1:20.472 DIFFERENCE : 0.086

LAP	SECTOR 1	SECTOR 2	LAP TIME	MPH	DIFF	TIME OF DAY
1 -		***27.997***	1:29.559	79.55	9.087	15:58:43.345
2 -	***52.389***	28.083	***1:20.472*** **(1)**	***88.53***		***16:00:03.817***
3 -	53.265	28.243	1:21.508	87.41	1.036	16:01:25.325
4 -	52.945	28.639	1:21.584	87.32	1.112	16:02:46.909
5 -	53.070	28.244	1:21.314	87.61	0.842	16:04:08.223
6 -	53.154	28.338	1:21.492	87.42	1.020	16:05:29.715
7 -	53.186	28.394	1:21.580	87.33	1.108	16:06:51.295
8 -	52.693	28.544	1:21.237 **(3)**	87.70	0.765	16:08:12.532
9 -	52.791	28.171	1:20.962 **(2)**	87.99	0.490	16:09:33.494

P28 74 C Andrew BURKE Honda -

IDEAL LAP TIME : 1:18.244 BEST LAP TIME : 1:18.244 DIFFERENCE : 0.000

LAP	SECTOR 1	SECTOR 2	LAP TIME	MPH	DIFF	TIME OF DAY
1 -		27.521	1:28.289	80.69	10.045	15:58:42.075
2 -	51.652	***27.283***	1:18.935	90.25	0.691	16:00:01.010
3 -	51.971	27.429	1:19.400	89.73	1.156	16:01:20.410
4 -	***50.961***	***27.283***	***1:18.244*** **(1)**	***91.05***		***16:02:38.654***
5 -	51.884	27.323	1:19.207	89.94	0.963	16:03:57.861
6 -	51.249	27.567	1:18.816 **(3)**	90.39	0.572	16:05:16.677
7 -	52.221	27.658	1:19.879	89.19	1.635	16:06:36.556
8 -	51.351	27.654	1:19.005	90.17	0.761	16:07:55.561
9 -	51.224	27.524	1:18.748 **(2)**	90.47	0.504	16:09:14.309

P29 39 C Shane ADAMS Kawasaki - SEMS

IDEAL LAP TIME : 1:18.229 BEST LAP TIME : 1:18.229 DIFFERENCE : 0.000

LAP	SECTOR 1	SECTOR 2	LAP TIME	MPH	DIFF	TIME OF DAY
1 -		27.531	1:26.670	82.20	8.441	15:58:40.456
2 -	51.726	27.399	1:19.125	90.04	0.896	15:59:59.581
3 -	51.774	27.559	1:19.333	89.80	1.104	16:01:18.914
4 -	52.247	27.241	1:19.488	89.63	1.259	16:02:38.402
5 -	51.909	27.121	1:19.030 **(3)**	90.15	0.801	16:03:57.432
6 -	51.524	27.438	1:18.962 **(2)**	90.22	0.733	16:05:16.394
7 -	52.584	27.954	1:20.538	88.46	2.309	16:06:36.932
8 -	52.008	27.413	1:19.421	89.70	1.192	16:07:56.353
9 -	***51.310***	***26.919***	***1:18.229*** **(1)**	***91.07***		***16:09:14.582***

P30 9 C Mark O'BRIEN Ducati - obrienhifi.com

IDEAL LAP TIME : 1:15.054 BEST LAP TIME : 1:15.054 DIFFERENCE : 0.000

LAP	SECTOR 1	SECTOR 2	LAP TIME	MPH	DIFF	TIME OF DAY
1 -		26.598	1:23.242	85.58	8.188	15:58:37.028
2 -	49.416	26.079	1:15.495	94.37	0.441	15:59:52.523
3 -	***49.177***	***25.877***	***1:15.054*** **(1)**	***94.92***		***16:01:07.577***
4 -	49.474	25.963	1:15.437 **(3)**	94.44	0.383	16:02:23.014
5 -	49.465	25.930	1:15.395 **(2)**	94.49	0.341	16:03:38.409
6 -	49.405	26.755	1:16.160	93.54	1.106	16:04:54.569
7 -	50.464	27.047	1:17.511	91.91	2.457	16:06:12.080

P31 18 C Lee LONGSTAFF Yamaha - SMC GARAGE

IDEAL LAP TIME : 1:15.171 BEST LAP TIME : 1:15.224 DIFFERENCE : 0.053

LAP	SECTOR 1	SECTOR 2	LAP TIME	MPH	DIFF	TIME OF DAY
1 -		26.008	1:20.790	88.18	5.566	15:58:34.576

Weather / Track : Bright / Dry

Donington Park National
Circuit Length = 1.9790 miles
Start: 15:57 Flag 16:09 End: 16:10

BMCRC - MRO Championships 2018 - Rnd 5 @ Donington Park

Reactive Parts MRO Powerbikes inc BG Products Clubman 1000

RACE 17 - SECTOR ANALYSIS

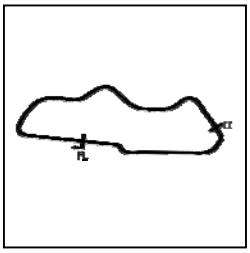

SECTOR 1 = FL to I1, SECTOR 2 = I1 to FL, DIFF = Difference To Personal Best Lap, P = Crossed Finish Line in Pit Lane, D = Time Disallowed

2 -	49.264	***25.962***	1:15.226	**(2)**	94.70	0.002	15:59:49.802
3 -	49.834	26.464	1:16.298		93.37	1.074	16:01:06.100
4 -	49.805	26.420	1:16.225	**(3)**	93.46	1.001	16:02:22.325
5 -	***49.209***	26.015	***1:15.224***	**(1)**	***94.71***		***16:03:37.549***
6 -	49.674	IN PIT	1:21.508	**P**	87.41	6.284	16:04:59.057

Weather / Track : Bright / Dry

Donington Park National
Circuit Length = 1.9790 miles
Start: 15:57 Flag 16:09 End: 16:10

BMCRC - MRO Championships 2018 - Rnd 5 @ Donington Park

Reactive Parts MRO Powerbikes inc BG Products Clubman 1000

RACE 17 - BEST SECTORS

	SECTOR 1			SECTOR 2			IDEAL / BEST COMPARISON					
POS	NO	NAME	TIME	NO	NAME	TIME	POS	NO	NAME	IDEAL	BEST	DIFF
									PERFECT LAP	1:10.471		
1	166	GIBSON	**45.877**	166	GIBSON	**24.594**	1	166	GIBSON	1:10.471	1:10.577	0.106
2	40	PATMORE	**46.245**	2	BAKER	**24.671**	2	40	PATMORE	1:11.027	1:11.212	0.185
3	2	BAKER	**46.373**	33	NEEVES	**24.690**	3	2	BAKER	1:11.044	1:11.140	0.096
4	62	SILVAIN	**46.413**	62	SILVAIN	**24.691**	4	62	SILVAIN	1:11.104	1:11.297	0.193
5	33	NEEVES	**46.429**	40	PATMORE	**24.782**	5	33	NEEVES	1:11.119	1:11.242	0.123
6	10	WILBY	**46.610**	76	BYARD	**25.042**	6	10	WILBY	1:11.657	1:11.977	0.320
7	76	BYARD	**47.023**	10	WILBY	**25.047**	7	76	BYARD	1:12.065	1:12.174	0.109
8	133	NEEVES	**47.785**	133	NEEVES	**25.251**	8	133	NEEVES	1:13.036	1:13.245	0.209
9	28	HOARE	**48.052**	32	MORRIS	**25.389**	9	15	SIEMIENIUK-JUZWIU	1:13.541	1:13.736	0.195
10	15	SIEMIENIUK-JUZWIUK	**48.141**	15	SIEMIENIUK-JUZWIUK	**25.400**	10	32	MORRIS	1:13.959	1:14.066	0.107
11	57	MILLS	**48.163**	37	MORELLO	**25.510**	11	42	HORNBY	1:13.970	1:14.138	0.168
12	42	HORNBY	**48.304**	8	COUGHLAN	**25.601**	12	28	HOARE	1:13.979	1:14.291	0.312
13	147	MOORE	**48.458**	147	MOORE	**25.608**	13	57	MILLS	1:13.999	1:14.333	0.334
14	8	COUGHLAN	**48.503**	42	HORNBY	**25.666**	14	37	MORELLO	1:14.017	1:14.126	0.109
15	37	MORELLO	**48.507**	57	MILLS	**25.836**	15	147	MOORE	1:14.066	1:14.168	0.102
16	32	MORRIS	**48.570**	55	GARNER	**25.837**	16	8	COUGHLAN	1:14.104	1:14.220	0.116
17	36	LYON	**48.963**	9	O'BRIEN	**25.877**	17	55	GARNER	1:14.910	1:15.030	0.120
18	55	GARNER	**49.073**	46	GATES	**25.899**	18	36	LYON	1:14.936	1:15.067	0.131
19	9	O'BRIEN	**49.177**	28	HOARE	**25.927**	19	9	O'BRIEN	1:15.054	1:15.054	0.000
20	18	LONGSTAFF	**49.209**	18	LONGSTAFF	**25.962**	20	18	LONGSTAFF	1:15.171	1:15.224	0.053
21	46	GATES	**49.412**	36	LYON	**25.973**	21	46	GATES	1:15.311	1:15.392	0.081
22	75	WOODALL	**49.503**	75	WOODALL	**26.257**	22	75	WOODALL	1:15.760	1:15.962	0.202
23	12	COMBRINCK	**50.308**	501	MOSES	**26.431**	23	12	COMBRINCK	1:16.825	1:16.845	0.020
24	333	HOUGHTON	**50.340**	12	COMBRINCK	**26.517**	24	333	HOUGHTON	1:17.044	1:17.279	0.235
25	501	MOSES	**50.671**	333	HOUGHTON	**26.704**	25	501	MOSES	1:17.102	1:17.102	0.000
26	74	BURKE	**50.961**	25	BARTLETT	**26.709**	26	25	BARTLETT	1:17.785	1:17.802	0.017
27	25	BARTLETT	**51.076**	39	ADAMS	**26.919**	27	39	ADAMS	1:18.229	1:18.229	0.000
28	39	ADAMS	**51.310**	129	MACKEY	**27.245**	28	74	BURKE	1:18.244	1:18.244	0.000
29	89	GERRITSEN	**51.901**	74	BURKE	**27.283**	29	89	GERRITSEN	1:19.212	1:19.462	0.250
30	45	GORDON	**52.389**	89	GERRITSEN	**27.311**	30	129	MACKEY	1:19.888	1:20.023	0.135
31	129	MACKEY	**52.643**	45	GORDON	**27.997**	31	45	GORDON	1:20.386	1:20.472	0.086

Weather / Track : Bright / Dry

Donington Park National
Circuit Length = 1.9790 miles
Start: 15:57 Flag 16:09 End: 16:10

Results can be found at www.tsl-timing.com

Printed - 16:11 Sunday, 17 June 2018

BMCRC-MRO Championships 2018

BMCRC Rookie 600 & 1000

Donington National Circuit

16th & 17th June 2018

Results Provided by Timing Solutions Ltd
www.tsl-timing.com

Donington Park National

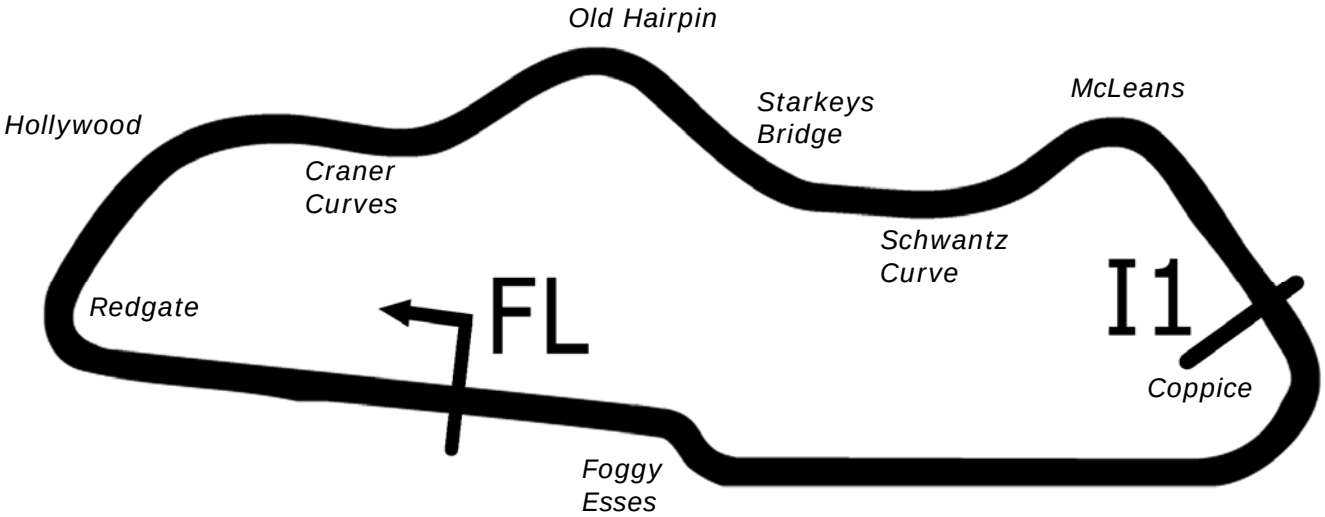

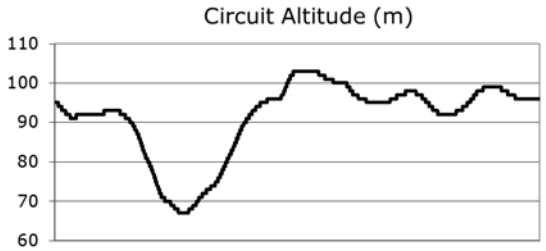

Length	1.9790 miles	3185.0 m	
FL		52.82971 N	1.37867 W
I1	2096m	52.82978 N	1.36508 W
Pit Entry	3100m	52.82951 N	1.37832 W
Pit Exit	229m after FL	52.82996 N	1.38205 W

Pit Entry–Pit Exit 287m, 17.2s @60kph, 12.9s @80kph

All results available at www.tsl-timing.com

BMCRC - MRO Championships 2018 - Rnd 5 @ Donington Park

Team Respro MRO 600 inc Clubman 600 & BMCRC Rookie 600

FREE PRACTICE - CLASSIFICATION

POS	NO	CL	PIC	NAME	ENTRY	TIME	ON	LAPS	GAP	DIFF	MPH
1	111		1	Sam SMITH	Kawasaki - GBM KAWASAKI	1:27.385	4	8			81.53
2	34		2	Jason PAGE	Yamaha -	1:29.110	7	8	1.725	1.725	79.95
3	82	C	1	Andrew SMITH	Kawasaki - 5 Club Racing	1:29.696	5	7	2.311	0.586	79.43
4	70	C	2	Chris BURSELL	Triumph - Nuway AV	1:29.866	7	8	2.481	0.170	79.28
5	27		3	Stuart WICKENS	Triumph - Big Tone	1:29.974	8	8	2.589	0.108	79.18
6	143	C	3	Daire PRENDERGAST	Kawasaki -	1:30.857	6	6	3.472	0.883	78.41
7	84	C	4	Ben WOTTON	Triumph - JJR Triumph/ RJS Services	1:30.889	5	6	3.504	0.032	78.38
8	156	C	5	Michael STONE	Kawasaki -	1:30.973	8	8	3.588	0.084	78.31
9	39	600	1	Max MORGAN	Kawasaki - MSS PERFORMANCE	1:31.145	6	7	3.760	0.172	78.16
10	818	600	2	Alex BARKER	Yamaha - Courtneys Vehicle Logistics & Barker Woodrow	1:31.626	6	8	4.241	0.481	77.75
11	62	C	6	Charlie PATERSON	Yamaha - TBR Performance	1:31.963	6	8	4.578	0.337	77.47
12	64	C	7	Rob SALTMER	Yamaha - Universal Tyres & Autocentres	1:31.971	8	8	4.586	0.008	77.46
13	661	C	8	Cameron HARRIS	Yamaha - HARRIS PERFORMANCE	1:32.372	6	8	4.987	0.401	77.12
14	192	C	9	Daniel MOFFA	Triumph - DM Racing	1:32.478	7	8	5.093	0.106	77.04
15	56		4	Michael MILLS	Yamaha - A51 Racing	1:32.517	8	8	5.132	0.039	77.00
16	89		5	David MUNRO	Yamaha - Munro Racing	1:32.625	4	6	5.240	0.108	76.91
17	188	600	3	Dawid KRAWIECKI	Yamaha - Code Blue LTD	1:33.566	6	7	6.181	0.941	76.14
18	42	600	4	Michael ATTWOOD	Yamaha - Moremoto	1:33.962	8	8	6.577	0.396	75.82
19	60	C	10	Jack YOUNGE	Yamaha - Chase Timber Products	1:34.124	8	8	6.739	0.162	75.69
20	80	C	11	Stephen KIMMINGS	Yamaha - S T Engineering	1:34.969	8	8	7.584	0.845	75.02
21	46		6	Harry ROWLINGS	Triumph - Bernard Elliott racing / Steve Jordan motorcycle	1:35.363	1	5	7.978	0.394	74.71
22	57		7	Theo RUTTER	Yamaha - Sublime Designs Racing/RRC	1:35.713	3	8	8.328	0.350	74.43
23	81	C	12	Liam DUFFETT	Triumph -	1:36.037	8	8	8.652	0.324	74.18
24	100	600	5	Craig HOWTON	Suzuki - Me	1:36.725	7	7	9.340	0.688	73.65
25	2	600	6	Toby TRUNDLE	Triumph - Harris Motorcycles Ltd - Harlow Essex	1:36.805	6	6	9.420	0.080	73.59
26	58	C	13	Barry STEWART	Kawasaki -	1:36.942	6	6	9.557	0.137	73.49
27	97	C	14	Julien LIGUORI	Kawasaki - Liguori' Pizza New Forest	1:37.223	3	7	9.838	0.281	73.28
28	16	C	15	Ollie SHOTTON	Kawasaki -	1:37.241	8	8	9.856	0.018	73.26
29	53	C	16	Jason SIGGS	Yamaha - J Siggs Construction	1:37.338	8	8	9.953	0.097	73.19
30	8	600	7	Dave SAUNDERS	Honda -	1:37.857	7	7	10.472	0.519	72.80
31	20	600	8	Matt CLARKE	Kawasaki - Hayley Group PLC	1:38.446	5	7	11.061	0.589	72.37
32	176	600	9	Steve BEATTIE	Triumph -	1:38.813	6	6	11.428	0.367	72.10
33	69	600	10	Robert WINDEATT	Triumph - L&W Contractors	1:39.262	2	6	11.877	0.449	71.77
34	17	C	17	Philip BAKER	Triumph - Ashford accident repair centre	1:41.029	7	7	13.644	1.767	70.52
35	84	600	11	Phillip McMANAMON	Honda -	1:41.275	4	7	13.890	0.246	70.34
36	107	600	12	Michael WHEELDON	Triumph -	1:42.119	6	6	14.734	0.844	69.76
37	33	600	13	Mark LAWRENCE	Honda - Sarky racing	1:42.177	6	7	14.792	0.058	69.72
38	194	600	14	Liam CRACKNELL	Kawasaki -	1:42.403	6	7	15.018	0.226	69.57
39	41	C	18	Ian RAE	Triumph - Richie ramsay golf.com	1:42.755	7	7	15.370	0.352	69.33
40	21	600	15	Nick WHITCHER	Yamaha -	1:43.842	7	7	16.457	1.087	68.61
41	11		8	Ross DUNSTAN	Suzuki - PRB Racing	1:44.052	2	7	16.667	0.210	68.47
42	55	C	19	Edgar MACHADO	Honda - Build or not build	1:44.330	2	2	16.945	0.278	68.28
43	18	600	16	Jamie THOMAS	Suzuki - Team RubyRacing	1:48.540	2	2	21.155	4.210	65.64
44	24	600	17	Mark REYNOLDS	Yamaha -			1			
45	99		9	Michael SIMMONS	Yamaha - Westcountry Windings			1			
46	41	600	18	James CLEARY	Triumph -			0			

Donington Park National
Circuit Length = 1.9790 miles
Start: 09:51 Flag 10:04 End: 10:06

Weather / Track : Drizzle / Wet

These results are provisional until the conclusion of any judicial and technical matters.

Clerk Of Course :		Timekeeper :

Results can be found at www.tsl-timing.com

Printed - 10:06 Saturday, 16 June 2018

BMCRC - MRO Championships 2018 - Rnd 5 @ Donington Park

Team Respro MRO 600 inc Clubman 600 & BMCRC Rookie 600

FREE PRACTICE - SECTOR ANALYSIS

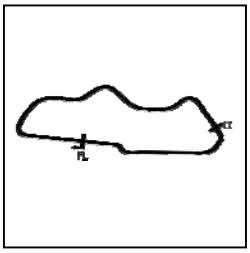

SECTOR 1 = FL to I1, SECTOR 2 = I1 to FL, DIFF = Difference To Personal Best Lap, P = Crossed Finish Line in Pit Lane, D = Time Disallowed

P1 111 Sam SMITH Kawasaki - GBM KAWASAKI

IDEAL LAP TIME : 1:27.274 BEST LAP TIME : 1:27.385 DIFFERENCE : 0.111

LAP	SECTOR 1	SECTOR 2	LAP TIME	MPH	DIFF	TIME OF DAY
1 -	1:01.408	31.055	1:32.463	77.05	5.078	09:54:53.399
2 -	1:00.084	31.477	1:31.561	77.81	4.176	09:56:24.960
3 -	1:01.878	31.204	1:33.082	76.54	5.697	09:57:58.042
4 -	57.667	***29.718***	***1:27.385*** **(1)**	***81.53***		***09:59:25.427***
5 -	59.005	29.817	1:28.822	80.21	1.437	10:00:54.249
6 -	58.159	31.586	1:29.745	79.38	2.360	10:02:23.994
7 -	57.924	30.087	1:28.011 **(3)**	80.95	0.626	10:03:52.005
8 -	***57.556***	30.238	1:27.794 **(2)**	81.15	0.409	10:05:19.799

P2 34 Jason PAGE Yamaha -

IDEAL LAP TIME : BEST LAP TIME : 1:29.110 DIFFERENCE :

LAP	SECTOR 1	SECTOR 2	LAP TIME	MPH	DIFF	TIME OF DAY
1 -			1:50.436	64.51	21.326	09:54:20.754
2 -			1:38.700	72.18	9.590	09:55:59.454
3 -			1:34.866	75.10	5.756	09:57:34.320
4 -			1:32.125	77.33	3.015	09:59:06.445
5 -			1:35.186	74.84	6.076	10:00:41.631
6 -			1:29.738 **(2)**	79.39	0.628	10:02:11.369
7 -			***1:29.110*** **(1)**	***79.95***		***10:03:40.479***
8 -			1:30.167 **(3)**	79.01	1.057	10:05:10.646

P3 82 C Andrew SMITH Kawasaki - 5 Club Racing

IDEAL LAP TIME : 1:29.696 BEST LAP TIME : 1:29.696 DIFFERENCE : 0.000

LAP	SECTOR 1	SECTOR 2	LAP TIME	MPH	DIFF	TIME OF DAY
1 -		31.252	1:52.079	63.56	22.383	09:55:44.570
2 -	1:03.741	32.178	1:35.919	74.27	6.223	09:57:20.489
3 -	1:04.472	31.676	1:36.148	74.10	6.452	09:58:56.637
4 -	1:01.817	30.556	1:32.373	77.12	2.677	10:00:29.010
5 -	***59.692***	***30.004***	***1:29.696*** **(1)**	***79.43***		***10:01:58.706***
6 -	1:02.349	30.023	1:32.372 **(3)**	77.12	2.676	10:03:31.078
7 -	1:00.291	30.518	1:30.809 **(2)**	78.45	1.113	10:05:01.887

P4 70 C Chris BURSELL Triumph - Nuway AV

IDEAL LAP TIME : 1:29.775 BEST LAP TIME : 1:29.866 DIFFERENCE : 0.091

LAP	SECTOR 1	SECTOR 2	LAP TIME	MPH	DIFF	TIME OF DAY
1 -	1:05.235	31.837	1:37.072	73.39	7.206	09:55:09.501
2 -	1:00.514	31.418	1:31.932	77.49	2.066	09:56:41.433
3 -	1:01.382	33.196	1:34.578	75.33	4.712	09:58:16.011
4 -	1:01.806	30.888	1:32.694	76.86	2.828	09:59:48.705
5 -	1:01.512	31.992	1:33.504	76.19	3.638	10:01:22.209
6 -	1:00.706	30.937	1:31.643 **(3)**	77.74	1.777	10:02:53.852
7 -	***59.255***	30.611	***1:29.866*** **(1)**	***79.28***		***10:04:23.718***
8 -	1:00.677	***30.520***	1:31.197 **(2)**	78.12	1.331	10:05:54.915

P5 27 Stuart WICKENS Triumph - Big Tone

IDEAL LAP TIME : 1:29.974 BEST LAP TIME : 1:29.974 DIFFERENCE : 0.000

LAP	SECTOR 1	SECTOR 2	LAP TIME	MPH	DIFF	TIME OF DAY
1 -	1:04.905	32.116	1:37.021	73.43	7.047	09:53:55.124
2 -	1:05.262	33.678	1:38.940	72.00	8.966	09:55:34.064
3 -	1:03.252	32.581	1:35.833	74.34	5.859	09:57:09.897
4 -	1:01.976	31.726	1:33.702	76.03	3.728	09:58:43.599
5 -	1:01.499	31.434	1:32.933 **(3)**	76.66	2.959	10:00:16.532
6 -	1:01.770	32.316	1:34.086	75.72	4.112	10:01:50.618
7 -	1:01.380	30.926	1:32.306 **(2)**	77.18	2.332	10:03:22.924
8 -	***59.708***	***30.266***	***1:29.974*** **(1)**	***79.18***		***10:04:52.898***

Weather / Track : Drizzle / Wet

Donington Park National
Circuit Length = 1.9790 miles
Start: 09:51 Flag 10:04 End: 10:06

BMCRC - MRO Championships 2018 - Rnd 5 @ Donington Park

Team Respro MRO 600 inc Clubman 600 & BMCRC Rookie 600

FREE PRACTICE - SECTOR ANALYSIS

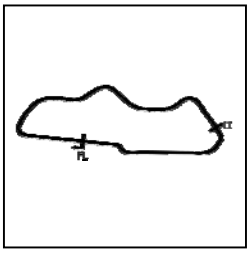

SECTOR 1 = FL to I1, SECTOR 2 = I1 to FL, DIFF = Difference To Personal Best Lap, P = Crossed Finish Line in Pit Lane, D = Time Disallowed

P6 143 C Daire PRENDERGAST Kawasaki -

IDEAL LAP TIME : 1:30.857 BEST LAP TIME : 1:30.857 DIFFERENCE : 0.000

LAP	SECTOR 1	SECTOR 2	LAP TIME	MPH	DIFF	TIME OF DAY
1 -	1:07.190	34.658	1:41.848	69.95	10.991	09:54:04.744
2 -	1:04.823	33.330	1:38.153	72.58	7.296	09:55:42.897
3 -	1:04.938	32.775	1:37.713 **(3)**	72.91	6.856	09:57:20.610
4 -	1:06.346	32.809	1:39.155	71.85	8.298	09:58:59.765
5 -	1:02.312	31.591	1:33.903 **(2)**	75.87	3.046	10:00:33.668
6 -	***59.905***	***30.952***	***1:30.857*** **(1)**	***78.41***		***10:02:04.525***

P7 84 C Ben WOTTON Triumph - JJR Triumph/ RJS Services

IDEAL LAP TIME : 1:30.628 BEST LAP TIME : 1:30.889 DIFFERENCE : 0.261

LAP	SECTOR 1	SECTOR 2	LAP TIME	MPH	DIFF	TIME OF DAY
1 -	1:02.460	IN PIT	1:42.529 **P**	69.48	11.640	09:53:58.888
2 -		32.669	5:07.619	23.16	3:36.730	09:59:06.507
3 -	1:06.181	32.322	1:38.503	72.32	7.614	10:00:45.010
4 -	1:03.577	***30.514***	1:34.091 **(3)**	75.72	3.202	10:02:19.101
5 -	1:00.153	30.736	***1:30.889*** **(1)**	***78.38***		***10:03:49.990***
6 -	***1:00.114***	31.003	1:31.117 **(2)**	78.19	0.228	10:05:21.107

P8 156 C Michael STONE Kawasaki -

IDEAL LAP TIME : 1:30.973 BEST LAP TIME : 1:30.973 DIFFERENCE : 0.000

LAP	SECTOR 1	SECTOR 2	LAP TIME	MPH	DIFF	TIME OF DAY
1 -	1:05.799	33.379	1:39.178	71.83	8.205	09:54:00.985
2 -	1:03.176	34.088	1:37.264	73.25	6.291	09:55:38.249
3 -	1:01.674	32.715	1:34.389	75.48	3.416	09:57:12.638
4 -	1:01.574	31.914	1:33.488	76.20	2.515	09:58:46.126
5 -	1:00.504	31.945	1:32.449 **(2)**	77.06	1.476	10:00:18.575
6 -	1:00.402	32.621	1:33.023 **(3)**	76.59	2.050	10:01:51.598
7 -	1:00.804	32.851	1:33.655	76.07	2.682	10:03:25.253
8 -	***59.568***	***31.405***	***1:30.973*** **(1)**	***78.31***		***10:04:56.226***

P9 39 600 Max MORGAN Kawasaki - MSS PERFORMANCE

IDEAL LAP TIME : 1:31.145 BEST LAP TIME : 1:31.145 DIFFERENCE : 0.000

LAP	SECTOR 1	SECTOR 2	LAP TIME	MPH	DIFF	TIME OF DAY
1 -	1:09.205	34.470	1:43.675	68.72	12.530	09:55:23.277
2 -	1:04.738	32.893	1:37.631	72.97	6.486	09:57:00.908
3 -	1:01.991	32.140	1:34.131	75.68	2.986	09:58:35.039
4 -	1:00.399	32.210	1:32.609 **(2)**	76.93	1.464	10:00:07.648
5 -	1:02.499	31.523	1:34.022 **(3)**	75.77	2.877	10:01:41.670
6 -	***1:00.063***	***31.082***	***1:31.145*** **(1)**	***78.16***		***10:03:12.815***
7 -	1:02.336	31.978	1:34.314	75.54	3.169	10:04:47.129

P10 818 600 Alex BARKER Yamaha - Courtneys Vehicle Logistics & Barker Woodrow Archit

IDEAL LAP TIME : 1:31.469 BEST LAP TIME : 1:31.626 DIFFERENCE : 0.157

LAP	SECTOR 1	SECTOR 2	LAP TIME	MPH	DIFF	TIME OF DAY
1 -	1:11.115	33.976	1:45.091	67.79	13.465	09:54:12.708
2 -	1:02.904	33.401	1:36.305	73.97	4.679	09:55:49.013
3 -	1:04.456	33.064	1:37.520	73.05	5.894	09:57:26.533
4 -	1:03.089	33.242	1:36.331	73.96	4.705	09:59:02.864
5 -	1:05.245	33.522	1:38.767	72.13	7.141	10:00:41.631
6 -	1:00.423	***31.203***	***1:31.626*** **(1)**	***77.75***		***10:02:13.257***
7 -	***1:00.266***	31.930	1:32.196 **(2)**	77.27	0.570	10:03:45.453
8 -	1:01.810	32.383	1:34.193 **(3)**	75.63	2.567	10:05:19.646

P11 62 C Charlie PATERSON Yamaha - TBR Performance

IDEAL LAP TIME : 1:31.963 BEST LAP TIME : 1:31.963 DIFFERENCE : 0.000

LAP	SECTOR 1	SECTOR 2	LAP TIME	MPH	DIFF	TIME OF DAY

Weather / Track : Drizzle / Wet

Donington Park National
Circuit Length = 1.9790 miles
Start: 09:51 Flag 10:04 End: 10:06

BMCRC - MRO Championships 2018 - Rnd 5 @ Donington Park

Team Respro MRO 600 inc Clubman 600 & BMCRC Rookie 600

FREE PRACTICE - SECTOR ANALYSIS

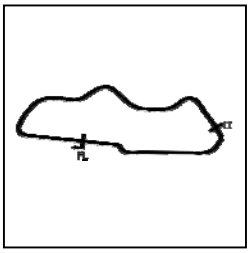

SECTOR 1 = FL to I1, SECTOR 2 = I1 to FL, DIFF = Difference To Personal Best Lap, P = Crossed Finish Line in Pit Lane, D = Time Disallowed

1 -	1:08.789	34.593	1:43.382		68.91	11.419	09:54:04.435
2 -	1:04.757	33.239	1:37.996		72.70	6.033	09:55:42.431
3 -	1:03.969	32.889	1:36.858		73.55	4.895	09:57:19.289
4 -	1:05.773	33.294	1:39.067		71.91	7.104	09:58:58.356
5 -	1:04.384	32.186	1:36.570	(3)	73.77	4.607	10:00:34.926
6 -	***1:00.307***	***31.656***	***1:31.963***	**(1)**	***77.47***		***10:02:06.889***
7 -	1:00.665	32.923	1:33.588	(2)	76.12	1.625	10:03:40.477
8 -	1:04.702	32.275	1:36.977		73.46	5.014	10:05:17.454

P12 64 C Rob SALTMER

Yamaha - Universal Tyres & Autocentres

IDEAL LAP TIME : 1:31.968 BEST LAP TIME : 1:31.971 DIFFERENCE : 0.003

LAP	SECTOR 1	SECTOR 2	LAP TIME		MPH	DIFF	TIME OF DAY
1 -	1:07.395	33.917	1:41.312		70.32	9.341	09:53:59.515
2 -	1:03.199	33.032	1:36.231		74.03	4.260	09:55:35.746
3 -	1:03.483	32.959	1:36.442		73.87	4.471	09:57:12.188
4 -	1:03.838	31.967	1:35.805		74.36	3.834	09:58:47.993
5 -	1:01.552	***31.687***	1:33.239	(2)	76.41	1.268	10:00:21.232
6 -	1:00.878	32.712	1:33.590		76.12	1.619	10:01:54.822
7 -	1:01.398	32.050	1:33.448	(3)	76.24	1.477	10:03:28.270
8 -	***1:00.281***	31.690	***1:31.971***	**(1)**	***77.46***		***10:05:00.241***

P13 661 C Cameron HARRIS

Yamaha - HARRIS PERFORMANCE

IDEAL LAP TIME : 1:32.372 BEST LAP TIME : 1:32.372 DIFFERENCE : 0.000

LAP	SECTOR 1	SECTOR 2	LAP TIME		MPH	DIFF	TIME OF DAY
1 -	1:08.046	34.078	1:42.124		69.76	9.752	09:54:06.580
2 -	1:02.923	34.159	1:37.082		73.38	4.710	09:55:43.662
3 -	1:03.601	32.949	1:36.550		73.79	4.178	09:57:20.212
4 -	1:05.700	33.441	1:39.141		71.86	6.769	09:58:59.353
5 -	1:02.498	33.593	1:36.091	(3)	74.14	3.719	10:00:35.444
6 -	***1:00.554***	***31.818***	***1:32.372***	**(1)**	***77.12***		***10:02:07.816***
7 -	1:01.332	32.692	1:34.024	(2)	75.77	1.652	10:03:41.840
8 -	1:04.099	32.415	1:36.514		73.81	4.142	10:05:18.354

P14 192 C Daniel MOFFA

Triumph - DM Racing

IDEAL LAP TIME : 1:32.147 BEST LAP TIME : 1:32.478 DIFFERENCE : 0.331

LAP	SECTOR 1	SECTOR 2	LAP TIME		MPH	DIFF	TIME OF DAY
1 -	1:11.258	34.745	1:46.003		67.21	13.525	09:54:08.693
2 -	1:05.018	33.326	1:38.344		72.44	5.866	09:55:47.037
3 -	1:02.559	32.589	1:35.148		74.87	2.670	09:57:22.185
4 -	1:05.456	33.921	1:39.377		71.69	6.899	09:59:01.562
5 -	1:05.228	32.565	1:37.793		72.85	5.315	10:00:39.355
6 -	1:01.508	***31.528***	1:33.036	(2)	76.57	0.558	10:02:12.391
7 -	***1:00.619***	31.859	***1:32.478***	**(1)**	***77.04***		***10:03:44.869***
8 -	1:02.096	31.904	1:34.000	(3)	75.79	1.522	10:05:18.869

P15 56 Michael MILLS

Yamaha - A51 Racing

IDEAL LAP TIME : 1:32.008 BEST LAP TIME : 1:32.517 DIFFERENCE : 0.509

LAP	SECTOR 1	SECTOR 2	LAP TIME		MPH	DIFF	TIME OF DAY
1 -	1:02.861	31.613	1:34.474		75.41	1.957	09:54:56.250
2 -	***1:01.140***	31.906	1:33.046	(2)	76.57	0.529	09:56:29.296
3 -	1:03.285	32.789	1:36.074		74.15	3.557	09:58:05.370
4 -	1:03.805	32.815	1:36.620		73.73	4.103	09:59:41.990
5 -	1:03.214	34.776	1:37.990		72.70	5.473	10:01:19.980
6 -	1:02.360	31.886	1:34.246		75.59	1.729	10:02:54.226
7 -	1:02.442	30.972	1:33.414	(3)	76.26	0.897	10:04:27.640
8 -	1:01.649	***30.868***	***1:32.517***	**(1)**	***77.00***		***10:06:00.157***

Weather / Track : Drizzle / Wet

Donington Park National
Circuit Length = 1.9790 miles
Start: 09:51 Flag 10:04 End: 10:06

BMCRC - MRO Championships 2018 - Rnd 5 @ Donington Park

Team Respro MRO 600 inc Clubman 600 & BMCRC Rookie 600

FREE PRACTICE - SECTOR ANALYSIS

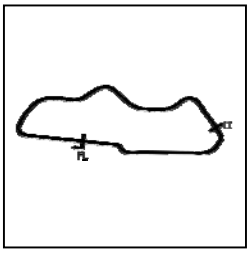

SECTOR 1 = FL to I1, SECTOR 2 = I1 to FL, DIFF = Difference To Personal Best Lap, P = Crossed Finish Line in Pit Lane, D = Time Disallowed

P16 89 David MUNRO Yamaha - Munro Racing

IDEAL LAP TIME : 1:32.625 BEST LAP TIME : 1:32.625 DIFFERENCE : 0.000

LAP	SECTOR 1	SECTOR 2	LAP TIME	MPH	DIFF	TIME OF DAY
1 -		35.305	2:12.597	53.73	39.972	09:57:13.308
2 -	1:08.030	32.838	1:40.868	70.63	8.243	09:58:54.176
3 -	1:05.694	31.836	1:37.530	73.05	4.905	10:00:31.706
4 -	***1:01.394***	***31.231***	***1:32.625 (1)***	***76.91***		***10:02:04.331***
5 -	1:02.003	32.617	1:34.620 **(2)**	75.29	1.995	10:03:38.951
6 -	1:03.101	32.397	1:35.498 **(3)**	74.60	2.873	10:05:14.449

P17 188 600 Dawid KRAWIECKI Yamaha - Code Blue LTD

IDEAL LAP TIME : 1:32.824 BEST LAP TIME : 1:33.566 DIFFERENCE : 0.742

LAP	SECTOR 1	SECTOR 2	LAP TIME	MPH	DIFF	TIME OF DAY
1 -		35.064	2:01.994	58.40	28.428	09:56:39.457
2 -	1:02.996	34.084	1:37.080	73.38	3.514	09:58:16.537
3 -	1:02.077	32.436	1:34.513	75.38	0.947	09:59:51.050
4 -	1:03.120	33.140	1:36.260	74.01	2.694	10:01:27.310
5 -	***1:01.471***	32.279	1:33.750 **(3)**	75.99	0.184	10:03:01.060
6 -	1:02.135	31.431	***1:33.566 (1)***	***76.14***		***10:04:34.626***
7 -	1:02.254	***31.353***	1:33.607 **(2)**	76.11	0.041	10:06:08.233

P18 42 600 Michael ATTWOOD Yamaha - Moremoto

IDEAL LAP TIME : 1:33.962 BEST LAP TIME : 1:33.962 DIFFERENCE : 0.000

LAP	SECTOR 1	SECTOR 2	LAP TIME	MPH	DIFF	TIME OF DAY
1 -	1:10.388	35.196	1:45.584	67.47	11.622	09:54:07.176
2 -	1:06.932	34.092	1:41.024	70.52	7.062	09:55:48.200
3 -	1:04.969	33.108	1:38.077 **(3)**	72.64	4.115	09:57:26.277
4 -	1:05.818	33.348	1:39.166	71.84	5.204	09:59:05.443
5 -	1:06.757	33.897	1:40.654	70.78	6.692	10:00:46.097
6 -	1:05.481	33.550	1:39.031	71.94	5.069	10:02:25.128
7 -	1:04.087	32.962	1:37.049 **(2)**	73.41	3.087	10:04:02.177
8 -	***1:02.217***	***31.745***	***1:33.962 (1)***	***75.82***		***10:05:36.139***

P19 60 C Jack YOUNGE Yamaha - Chase Timber Products

IDEAL LAP TIME : 1:34.124 BEST LAP TIME : 1:34.124 DIFFERENCE : 0.000

LAP	SECTOR 1	SECTOR 2	LAP TIME	MPH	DIFF	TIME OF DAY
1 -	1:07.922	34.390	1:42.312	69.63	8.188	09:54:43.098
2 -	1:04.473	36.976	1:41.449	70.22	7.325	09:56:24.547
3 -	1:04.772	34.505	1:39.277	71.76	5.153	09:58:03.824
4 -	1:05.999	34.064	1:40.063	71.20	5.939	09:59:43.887
5 -	1:07.167	33.479	1:40.646	70.78	6.522	10:01:24.533
6 -	1:03.714	33.286	1:37.000 **(3)**	73.44	2.876	10:03:01.533
7 -	1:03.927	32.374	1:36.301 **(2)**	73.98	2.177	10:04:37.834
8 -	***1:02.073***	***32.051***	***1:34.124 (1)***	***75.69***		***10:06:11.958***

P20 80 C Stephen KIMMINGS Yamaha - S T Engineering

IDEAL LAP TIME : 1:34.969 BEST LAP TIME : 1:34.969 DIFFERENCE : 0.000

LAP	SECTOR 1	SECTOR 2	LAP TIME	MPH	DIFF	TIME OF DAY
1 -	1:06.758	34.831	1:41.589	70.13	6.620	09:54:09.154
2 -	1:05.935	34.732	1:40.667	70.77	5.698	09:55:49.821
3 -	1:03.970	33.105	1:37.075 **(2)**	73.39	2.106	09:57:26.896
4 -	1:06.052	32.656	1:38.708	72.17	3.739	09:59:05.604
5 -	1:06.091	33.078	1:39.169	71.84	4.200	10:00:44.773
6 -	1:05.592	33.186	1:38.778	72.12	3.809	10:02:23.551
7 -	1:03.915	33.285	1:37.200 **(3)**	73.29	2.231	10:04:00.751
8 -	***1:02.607***	***32.362***	***1:34.969 (1)***	***75.02***		***10:05:35.720***

Weather / Track : Drizzle / Wet

Donington Park National
Circuit Length = 1.9790 miles
Start: 09:51 Flag 10:04 End: 10:06

BMCRC - MRO Championships 2018 - Rnd 5 @ Donington Park

Team Respro MRO 600 inc Clubman 600 & BMCRC Rookie 600

FREE PRACTICE - SECTOR ANALYSIS

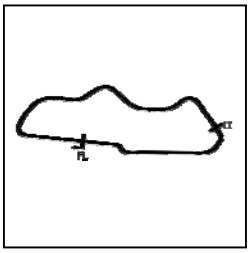

SECTOR 1 = FL to I1, SECTOR 2 = I1 to FL, DIFF = Difference To Personal Best Lap, P = Crossed Finish Line in Pit Lane, D = Time Disallowed

P21 46 Harry ROWLINGS — Triumph - Bernard Elliott racing / Steve Jordan motorcycles

IDEAL LAP TIME : 1:32.918 BEST LAP TIME : 1:35.363 DIFFERENCE : 2.445

LAP	SECTOR 1	SECTOR 2	LAP TIME	MPH	DIFF	TIME OF DAY
1 -	1:02.838	32.525	***1:35.363 (1)***	***74.71***		***09:55:05.415***
2 -	***1:01.229***	IN PIT	1:39.758 **P**	71.41	4.395	09:56:45.173
3 -		***31.689***	2:31.882 **(3)**	46.90	56.519	09:59:17.055
4 -	1:07.669	33.361	1:41.030 **(2)**	70.52	5.667	10:00:58.085
5 -	1:03.830	IN PIT	1:41.734 **P**	70.03	6.371	10:02:39.819

P22 57 Theo RUTTER — Yamaha - Sublime Designs Racing/RRC

IDEAL LAP TIME : 1:35.234 BEST LAP TIME : 1:35.713 DIFFERENCE : 0.479

LAP	SECTOR 1	SECTOR 2	LAP TIME	MPH	DIFF	TIME OF DAY
1 -	1:09.579	34.643	1:44.222	68.36	8.509	09:54:07.337
2 -	1:07.525	32.763	1:40.288	71.04	4.575	09:55:47.625
3 -	***1:03.379***	32.334	***1:35.713 (1)***	***74.43***		***09:57:23.338***
4 -	1:05.990	33.023	1:39.013	71.95	3.300	09:59:02.351
5 -	1:05.413	33.211	1:38.624	72.24	2.911	10:00:40.975
6 -	1:03.495	32.312	1:35.807 **(2)**	74.36	0.094	10:02:16.782
7 -	1:04.197	***31.855***	1:36.052 **(3)**	74.17	0.339	10:03:52.834
8 -	1:04.004	33.710	1:37.714	72.91	2.001	10:05:30.548

P23 81 C Liam DUFFETT — Triumph -

IDEAL LAP TIME : 1:35.957 BEST LAP TIME : 1:36.037 DIFFERENCE : 0.080

LAP	SECTOR 1	SECTOR 2	LAP TIME	MPH	DIFF	TIME OF DAY
1 -	1:10.926	36.121	1:47.047	66.55	11.010	09:54:33.807
2 -	1:08.517	33.970	1:42.487	69.51	6.450	09:56:16.294
3 -	1:09.464	34.654	1:44.118	68.42	8.081	09:58:00.412
4 -	1:08.070	33.505	1:41.575	70.14	5.538	09:59:41.987
5 -	1:05.326	33.458	1:38.784	72.12	2.747	10:01:20.771
6 -	1:04.851	32.315	1:37.166 **(3)**	73.32	1.129	10:02:57.937
7 -	1:04.627	***31.963***	1:36.590 **(2)**	73.76	0.553	10:04:34.527
8 -	***1:03.994***	32.043	***1:36.037 (1)***	***74.18***		***10:06:10.564***

P24 100 600 Craig HOWTON — Suzuki - Me

IDEAL LAP TIME : 1:36.594 BEST LAP TIME : 1:36.725 DIFFERENCE : 0.131

LAP	SECTOR 1	SECTOR 2	LAP TIME	MPH	DIFF	TIME OF DAY
1 -		35.715	2:05.356	56.83	28.631	09:56:01.128
2 -	1:08.320	33.756	1:42.076	69.79	5.351	09:57:43.204
3 -	1:05.063	33.078	1:38.141	72.59	1.416	09:59:21.345
4 -	***1:04.113***	33.322	1:37.435 **(3)**	73.12	0.710	10:00:58.780
5 -	1:04.318	33.428	1:37.746	72.88	1.021	10:02:36.526
6 -	1:04.342	32.673	1:37.015 **(2)**	73.43	0.290	10:04:13.541
7 -	1:04.244	***32.481***	***1:36.725 (1)***	***73.65***		***10:05:50.266***

P25 2 600 Toby TRUNDLE — Triumph - Harris Motorcycles Ltd - Harlow Essex

IDEAL LAP TIME : 1:36.805 BEST LAP TIME : 1:36.805 DIFFERENCE : 0.000

LAP	SECTOR 1	SECTOR 2	LAP TIME	MPH	DIFF	TIME OF DAY
1 -		35.146	2:08.358	55.50	31.553	09:57:16.318
2 -	1:10.399	34.463	1:44.862	67.94	8.057	09:59:01.180
3 -	1:07.922	33.384	1:41.306	70.32	4.501	10:00:42.486
4 -			1:40.170 **(3)**	71.12	3.365	10:02:22.656
5 -	1:05.937	34.063	1:40.000 **(2)**	71.24	3.195	10:04:02.656
6 -	***1:04.459***	***32.346***	***1:36.805 (1)***	***73.59***		***10:05:39.461***

P26 58 C Barry STEWART — Kawasaki -

IDEAL LAP TIME : 1:36.942 BEST LAP TIME : 1:36.942 DIFFERENCE : 0.000

LAP	SECTOR 1	SECTOR 2	LAP TIME	MPH	DIFF	TIME OF DAY
1 -		37.080	2:03.046	57.90	26.104	09:57:40.024

Weather / Track : Drizzle / Wet

Donington Park National
Circuit Length = 1.9790 miles
Start: 09:51 Flag 10:04 End: 10:06

BMCRC - MRO Championships 2018 - Rnd 5 @ Donington Park

Team Respro MRO 600 inc Clubman 600 & BMCRC Rookie 600

FREE PRACTICE - SECTOR ANALYSIS

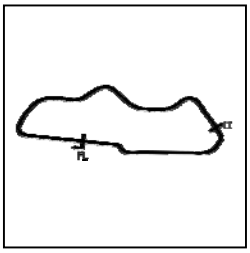

SECTOR 1 = FL to I1, SECTOR 2 = I1 to FL, DIFF = Difference To Personal Best Lap, P = Crossed Finish Line in Pit Lane, D = Time Disallowed

2 -	1:07.849	34.834	1:42.683		69.38	5.741	09:59:22.707
3 -	1:05.680	34.837	1:40.517		70.87	3.575	10:01:03.224
4 -	1:04.949	35.073	1:40.022	(3)	71.23	3.080	10:02:43.246
5 -	1:04.804	34.341	1:39.145	(2)	71.86	2.203	10:04:22.391
6 -	***1:03.376***	***33.566***	***1:36.942***	**(1)**	***73.49***		***10:05:59.333***

P27 97 C Julien LIGUORI

Kawasaki - Liguori' Pizza New Forest

IDEAL LAP TIME : 1:36.714 BEST LAP TIME : 1:37.223 DIFFERENCE : 0.509

LAP	SECTOR 1	SECTOR 2	LAP TIME		MPH	DIFF	TIME OF DAY
1 -	1:05.737	34.566	1:40.303		71.03	3.080	09:55:03.987
2 -	1:03.017	34.640	1:37.657	(3)	72.95	0.434	09:56:41.644
3 -	***1:02.407***	34.816	***1:37.223***	**(1)**	***73.28***		***09:58:18.867***
4 -	1:07.660	35.818	1:43.478		68.85	6.255	10:00:02.345
5 -	1:03.298	***34.307***	1:37.605	(2)	72.99	0.382	10:01:39.950
6 -	1:05.882	35.006	1:40.888		70.61	3.665	10:03:20.838
7 -	1:06.672	35.043	1:41.715		70.04	4.492	10:05:02.553

P28 16 C Ollie SHOTTON

Kawasaki -

IDEAL LAP TIME : 1:36.743 BEST LAP TIME : 1:37.241 DIFFERENCE : 0.498

LAP	SECTOR 1	SECTOR 2	LAP TIME		MPH	DIFF	TIME OF DAY
1 -	1:18.857	38.193	1:57.050		60.86	19.809	09:54:24.383
2 -	1:10.838	36.697	1:47.535		66.25	10.294	09:56:11.918
3 -	1:11.687	36.054	1:47.741		66.12	10.500	09:57:59.659
4 -	1:08.679	34.718	1:43.397		68.90	6.156	09:59:43.056
5 -	1:07.765	34.595	1:42.360		69.60	5.119	10:01:25.416
6 -	1:06.084	32.713	1:38.797	(3)	72.11	1.556	10:03:04.213
7 -	1:05.344	***32.591***	1:37.935	(2)	72.74	0.694	10:04:42.148
8 -	***1:04.152***	33.089	***1:37.241***	**(1)**	***73.26***		***10:06:19.389***

P29 53 C Jason SIGGS

Yamaha - J Siggs Construction

IDEAL LAP TIME : 1:37.298 BEST LAP TIME : 1:37.338 DIFFERENCE : 0.040

LAP	SECTOR 1	SECTOR 2	LAP TIME		MPH	DIFF	TIME OF DAY
1 -	1:12.720	37.010	1:49.730		64.92	12.392	09:54:24.161
2 -	1:04.888	33.446	1:38.334	(3)	72.45	0.996	09:56:02.495
3 -	1:08.348	33.615	1:41.963		69.87	4.625	09:57:44.458
4 -	1:05.460	33.373	1:38.833		72.08	1.495	09:59:23.291
5 -	1:05.643	34.843	1:40.486		70.90	3.148	10:01:03.777
6 -	1:04.922	33.751	1:38.673		72.20	1.335	10:02:42.450
7 -	1:05.012	***32.640***	1:37.652	(2)	72.95	0.314	10:04:20.102
8 -	***1:04.658***	32.680	***1:37.338***	**(1)**	***73.19***		***10:05:57.440***

P30 8 600 Dave SAUNDERS

Honda -

IDEAL LAP TIME : 1:37.857 BEST LAP TIME : 1:37.857 DIFFERENCE : 0.000

LAP	SECTOR 1	SECTOR 2	LAP TIME		MPH	DIFF	TIME OF DAY
1 -	1:14.888	37.033	1:51.921		63.65	14.064	09:55:38.868
2 -	1:07.166	34.372	1:41.538		70.16	3.681	09:57:20.406
3 -	1:09.541	34.028	1:43.569		68.79	5.712	09:59:03.975
4 -	1:07.325	34.619	1:41.944		69.88	4.087	10:00:45.919
5 -	1:06.358	35.136	1:41.494	(3)	70.19	3.637	10:02:27.413
6 -	1:07.933	32.857	1:40.790	(2)	70.68	2.933	10:04:08.203
7 -	***1:05.326***	***32.531***	***1:37.857***	**(1)**	***72.80***		***10:05:46.060***

P31 20 600 Matt CLARKE

Kawasaki - Hayley Group PLC

IDEAL LAP TIME : 1:37.538 BEST LAP TIME : 1:38.446 DIFFERENCE : 0.908

LAP	SECTOR 1	SECTOR 2	LAP TIME		MPH	DIFF	TIME OF DAY
1 -	1:21.372	40.180	2:01.552		58.61	23.106	09:54:30.802
2 -	1:08.209	36.303	1:44.512		68.17	6.066	09:56:15.314
3 -	1:14.187	35.980	1:50.167		64.67	11.721	09:58:05.481
4 -	1:10.293	33.632	1:43.925		68.55	5.479	09:59:49.406

Weather / Track : Drizzle / Wet

Donington Park National
Circuit Length = 1.9790 miles
Start: 09:51 Flag 10:04 End: 10:06

BMCRC - MRO Championships 2018 - Rnd 5 @ Donington Park

Team Respro MRO 600 inc Clubman 600 & BMCRC Rookie 600

FREE PRACTICE - SECTOR ANALYSIS

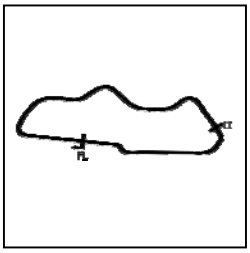

SECTOR 1 = FL to I1, SECTOR 2 = I1 to FL, DIFF = Difference To Personal Best Lap, P = Crossed Finish Line in Pit Lane, D = Time Disallowed

5 -	***1:04.276***	34.170	***1:38.446***	**(1)**	***72.37***		***10:01:27.852***
6 -	1:06.015	33.890	1:39.905	**(2)**	71.31	1.459	10:03:07.757
7 -	1:07.921	***33.262***	1:41.183	**(3)**	70.41	2.737	10:04:48.940

P32 176 600 Steve BEATTIE Triumph -

IDEAL LAP TIME : 1:38.813 BEST LAP TIME : 1:38.813 DIFFERENCE : 0.000

LAP	SECTOR 1	SECTOR 2	LAP TIME		MPH	DIFF	TIME OF DAY
1 -		38.152	2:14.339		53.03	35.526	09:57:13.206
2 -	1:11.429	35.296	1:46.725		66.75	7.912	09:58:59.931
3 -	1:06.224	35.407	1:41.631	**(2)**	70.10	2.818	10:00:41.562
4 -	1:09.389	34.867	1:44.256		68.33	5.443	10:02:25.818
5 -	1:07.968	34.159	1:42.127	**(3)**	69.76	3.314	10:04:07.945
6 -	***1:04.958***	***33.855***	***1:38.813***	**(1)**	***72.10***		***10:05:46.758***

P33 69 600 Robert WINDEATT Triumph - L&W Contractors

IDEAL LAP TIME : 1:39.262 BEST LAP TIME : 1:39.262 DIFFERENCE : 0.000

LAP	SECTOR 1	SECTOR 2	LAP TIME		MPH	DIFF	TIME OF DAY
1 -	1:15.173	37.627	1:52.800		63.16	13.538	09:55:37.892
2 -	***1:05.964***	***33.298***	***1:39.262***	**(1)**	***71.77***		***09:57:17.154***
3 -	1:10.025	34.444	1:44.469		68.19	5.207	09:59:01.623
4 -	1:08.220	33.496	1:41.716	**(2)**	70.04	2.454	10:00:43.339
5 -	1:08.733	34.684	1:43.417		68.89	4.155	10:02:26.756
6 -	1:08.443	34.953	1:43.396	**(3)**	68.90	4.134	10:04:10.152

P34 17 C Philip BAKER Triumph - Ashford accident repair centre

IDEAL LAP TIME : 1:40.469 BEST LAP TIME : 1:41.029 DIFFERENCE : 0.560

LAP	SECTOR 1	SECTOR 2	LAP TIME		MPH	DIFF	TIME OF DAY
1 -	1:18.298	38.147	1:56.445		61.18	15.416	09:54:25.051
2 -	1:10.694	36.664	1:47.358		66.36	6.329	09:56:12.409
3 -	1:11.499	36.278	1:47.777		66.10	6.748	09:58:00.186
4 -	1:09.129	34.315	1:43.444		68.87	2.415	09:59:43.630
5 -	1:08.127	34.436	1:42.563	**(3)**	69.46	1.534	10:01:26.193
6 -	***1:07.088***	34.029	1:41.117	**(2)**	70.45	0.088	10:03:07.310
7 -	1:07.648	***33.381***	***1:41.029***	**(1)**	***70.52***		***10:04:48.339***

P35 84 600 Phillip McMANAMON Honda -

IDEAL LAP TIME : 1:40.947 BEST LAP TIME : 1:41.275 DIFFERENCE : 0.328

LAP	SECTOR 1	SECTOR 2	LAP TIME		MPH	DIFF	TIME OF DAY
1 -	1:16.755	39.737	1:56.492		61.15	15.217	09:55:40.546
2 -	1:08.779	35.358	1:44.137		68.41	2.862	09:57:24.683
3 -	1:08.684	34.876	1:43.560		68.79	2.285	09:59:08.243
4 -	***1:06.208***	35.067	***1:41.275***	**(1)**	***70.34***		***10:00:49.518***
5 -	1:07.171	35.597	1:42.768	**(3)**	69.32	1.493	10:02:32.286
6 -	1:09.129	34.854	1:43.983		68.51	2.708	10:04:16.269
7 -	1:07.421	***34.739***	1:42.160	**(2)**	69.74	0.885	10:05:58.429

P36 107 600 Michael WHEELDON Triumph -

IDEAL LAP TIME : 1:42.119 BEST LAP TIME : 1:42.119 DIFFERENCE : 0.000

LAP	SECTOR 1	SECTOR 2	LAP TIME		MPH	DIFF	TIME OF DAY
1 -		36.730	2:10.760		54.48	28.641	09:56:32.280
2 -	1:10.868	36.674	1:47.542		66.24	5.423	09:58:19.822
3 -	1:11.696	36.104	1:47.800		66.09	5.681	10:00:07.622
4 -	1:10.954	36.291	1:47.245	**(3)**	66.43	5.126	10:01:54.867
5 -	1:09.169	34.847	1:44.016	**(2)**	68.49	1.897	10:03:38.883
6 -	***1:07.798***	***34.321***	***1:42.119***	**(1)**	***69.76***		***10:05:21.002***

Weather / Track : Drizzle / Wet

Donington Park National
Circuit Length = 1.9790 miles
Start: 09:51 Flag 10:04 End: 10:06

BMCRC - MRO Championships 2018 - Rnd 5 @ Donington Park

Team Respro MRO 600 inc Clubman 600 & BMCRC Rookie 600

FREE PRACTICE - SECTOR ANALYSIS

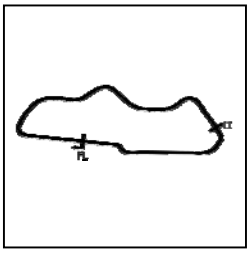

SECTOR 1 = FL to I1, SECTOR 2 = I1 to FL, DIFF = Difference To Personal Best Lap, P = Crossed Finish Line in Pit Lane, D = Time Disallowed

P37 33 600 Mark LAWRENCE Honda - Sarky racing

IDEAL LAP TIME : 1:41.811 BEST LAP TIME : 1:42.177 DIFFERENCE : 0.366

LAP	SECTOR 1	SECTOR 2	LAP TIME	MPH	DIFF	TIME OF DAY
1 -		39.873	2:16.596	52.15	34.419	09:54:35.347
2 -	1:11.717	39.066	1:50.783	64.31	8.606	09:56:26.130
3 -	1:13.054	38.014	1:51.068	64.14	8.891	09:58:17.198
4 -	1:10.017	36.853	1:46.870	66.66	4.693	10:00:04.068
5 -	1:07.543	***35.030***	1:42.573 **(3)**	69.45	0.396	10:01:46.641
6 -	1:06.837	35.340	***1:42.177*** **(1)**	***69.72***		***10:03:28.818***
7 -	***1:06.781***	35.398	1:42.179 **(2)**	69.72	0.002	10:05:10.997

P38 194 600 Liam CRACKNELL Kawasaki -

IDEAL LAP TIME : 1:41.700 BEST LAP TIME : 1:42.403 DIFFERENCE : 0.703

LAP	SECTOR 1	SECTOR 2	LAP TIME	MPH	DIFF	TIME OF DAY
1 -	1:23.870	40.856	2:04.726	57.12	22.323	09:54:30.980
2 -	1:15.444	38.439	1:53.883	62.56	11.480	09:56:24.863
3 -	1:13.613	37.426	1:51.039	64.16	8.636	09:58:15.902
4 -	1:10.316	35.835	1:46.151	67.11	3.748	10:00:02.053
5 -	1:08.411	***34.117***	1:42.528 **(2)**	69.48	0.125	10:01:44.581
6 -	***1:07.583***	34.820	***1:42.403*** **(1)**	***69.57***		***10:03:26.984***
7 -	1:07.883	35.445	1:43.328 **(3)**	68.95	0.925	10:05:10.312

P39 41 C Ian RAE Triumph - Richie ramsay golf.com

IDEAL LAP TIME : 1:42.755 BEST LAP TIME : 1:42.755 DIFFERENCE : 0.000

LAP	SECTOR 1	SECTOR 2	LAP TIME	MPH	DIFF	TIME OF DAY
1 -	1:12.558	38.664	1:51.222	64.05	8.467	09:54:42.222
2 -	1:12.148	37.128	1:49.276	65.19	6.521	09:56:31.498
3 -	1:10.458	36.808	1:47.266 **(3)**	66.42	4.511	09:58:18.764
4 -	1:10.417	37.026	1:47.443	66.31	4.688	10:00:06.207
5 -	1:11.769	36.837	1:48.606	65.60	5.851	10:01:54.813
6 -	1:10.133	35.899	1:46.032 **(2)**	67.19	3.277	10:03:40.845
7 -	***1:07.239***	***35.516***	***1:42.755*** **(1)**	***69.33***		***10:05:23.600***

P40 21 600 Nick WHITCHER Yamaha -

IDEAL LAP TIME : 1:43.364 BEST LAP TIME : 1:43.842 DIFFERENCE : 0.478

LAP	SECTOR 1	SECTOR 2	LAP TIME	MPH	DIFF	TIME OF DAY
1 -	1:18.810	38.704	1:57.514	60.62	13.672	09:54:23.756
2 -	1:14.293	36.711	1:51.004	64.18	7.162	09:56:14.760
3 -	1:14.184	36.104	1:50.288	64.60	6.446	09:58:05.048
4 -	1:13.297	***34.783***	1:48.080	65.92	4.238	09:59:53.128
5 -	1:10.510	36.204	1:46.714 **(3)**	66.76	2.872	10:01:39.842
6 -	1:10.307	35.121	1:45.428 **(2)**	67.57	1.586	10:03:25.270
7 -	***1:08.581***	35.261	***1:43.842*** **(1)**	***68.61***		***10:05:09.112***

P41 11 Ross DUNSTAN Suzuki - PRB Racing

IDEAL LAP TIME : 1:42.687 BEST LAP TIME : 1:44.052 DIFFERENCE : 1.365

LAP	SECTOR 1	SECTOR 2	LAP TIME	MPH	DIFF	TIME OF DAY
1 -	1:09.223	35.081	1:44.304	68.30	0.252	09:55:21.678
2 -	1:08.995	35.057	***1:44.052*** **(1)**	***68.47***		***09:57:05.730***
3 -	1:12.746	34.930	1:47.676	66.16	3.624	09:58:53.406
4 -	1:12.065	35.479	1:47.544	66.24	3.492	10:00:40.950
5 -	1:08.694	35.426	1:44.120 **(3)**	68.42	0.068	10:02:25.070
6 -	1:09.638	***34.676***	1:44.314	68.29	0.262	10:04:09.384
7 -	***1:08.011***	36.044	1:44.055 **(2)**	68.46	0.003	10:05:53.439

P42 55 C Edgar MACHADO Honda - Build or not build

IDEAL LAP TIME : BEST LAP TIME : 1:44.330 DIFFERENCE :

LAP	SECTOR 1	SECTOR 2	LAP TIME	MPH	DIFF	TIME OF DAY

Weather / Track : Drizzle / Wet

Donington Park National
Circuit Length = 1.9790 miles
Start: 09:51 Flag 10:04 End: 10:06

BMCRC - MRO Championships 2018 - Rnd 5 @ Donington Park

Team Respro MRO 600 inc Clubman 600 & BMCRC Rookie 600

FREE PRACTICE - SECTOR ANALYSIS

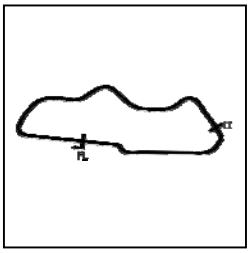

SECTOR 1 = FL to I1, SECTOR 2 = I1 to FL, DIFF = Difference To Personal Best Lap, P = Crossed Finish Line in Pit Lane, D = Time Disallowed

1 -			1:50.074 **(2)**	64.72	5.744	10:01:53.459
2 -			***1:44.330* (1)**	***68.28***		***10:03:37.789***

P43 18 600 Jamie THOMAS Suzuki - Team RubyRacing

IDEAL LAP TIME : 1:48.540 BEST LAP TIME : 1:48.540 DIFFERENCE : 0.000

LAP	SECTOR 1	SECTOR 2	LAP TIME	MPH	DIFF	TIME OF DAY
1 -	1:18.565	38.963	1:57.528 **(2)**	60.62	8.988	09:54:25.684
2 -	***1:12.627***	***35.913***	***1:48.540* (1)**	***65.64***		***09:56:14.224***

P44 24 600 Mark REYNOLDS Yamaha -

IDEAL LAP TIME : BEST LAP TIME : DIFFERENCE :

LAP	SECTOR 1	SECTOR 2	LAP TIME	MPH	DIFF	TIME OF DAY
1 -	***1:20.815***	***IN PIT***	2:11.850 **P**	54.03		09:54:32.687

P45 99 Michael SIMMONS Yamaha - Westcountry Windings

IDEAL LAP TIME : BEST LAP TIME : DIFFERENCE :

LAP	SECTOR 1	SECTOR 2	LAP TIME	MPH	DIFF	TIME OF DAY
1 -	***1:14.743***	***IN PIT***	1:59.654 **P**	59.54		09:54:23.942

Weather / Track : Drizzle / Wet

Donington Park National
Circuit Length = 1.9790 miles
Start: 09:51 Flag 10:04 End: 10:06

BMCRC - MRO Championships 2018 - Rnd 5 @ Donington Park

Team Respro MRO 600 inc Clubman 600 & BMCRC Rookie 600

FREE PRACTICE - BEST SECTORS

SECTOR 1

POS	NO	NAME	TIME
1	111	SMITH	57.556
2	70	BURSELL	59.255
3	156	STONE	59.568
4	82	SMITH	59.692
5	27	WICKENS	59.708
6	143	PRENDERGAST	59.905
7	39	MORGAN	1:00.063
8	84	WOTTON	1:00.114
9	818	BARKER	1:00.266
10	64	SALTMER	1:00.281
11	62	PATERSON	1:00.307
12	661	HARRIS	1:00.554
13	192	MOFFA	1:00.619
14	56	MILLS	1:01.140
15	46	ROWLINGS	1:01.229
16	89	MUNRO	1:01.394
17	188	KRAWIECKI	1:01.471
18	60	YOUNGE	1:02.073
19	42	ATTWOOD	1:02.217
20	97	LIGUORI	1:02.407
21	80	KIMMINGS	1:02.607
22	58	STEWART	1:03.376
23	57	RUTTER	1:03.379
24	81	DUFFETT	1:03.994
25	100	HOWTON	1:04.113
26	16	SHOTTON	1:04.152
27	20	CLARKE	1:04.276
28	2	TRUNDLE	1:04.459
29	53	SIGGS	1:04.658
30	176	BEATTIE	1:04.958
31	8	SAUNDERS	1:05.326
32	69	WINDEATT	1:05.964
33	84	McMANAMON	1:06.208
34	33	LAWRENCE	1:06.781
35	17	BAKER	1:07.088
36	41	RAE	1:07.239
37	194	CRACKNELL	1:07.583
38	107	WHEELDON	1:07.798
39	11	DUNSTAN	1:08.011
40	21	WHITCHER	1:08.581
41	18	THOMAS	1:12.627
42	99	SIMMONS	1:14.743
43	24	REYNOLDS	1:20.815
44			
45			
46			

SECTOR 2

NO	NAME	TIME
111	SMITH	29.718
82	SMITH	30.004
27	WICKENS	30.266
84	WOTTON	30.514
70	BURSELL	30.520
56	MILLS	30.868
143	PRENDERGAST	30.952
39	MORGAN	31.082
818	BARKER	31.203
89	MUNRO	31.231
188	KRAWIECKI	31.353
156	STONE	31.405
192	MOFFA	31.528
62	PATERSON	31.656
64	SALTMER	31.687
46	ROWLINGS	31.689
42	ATTWOOD	31.745
661	HARRIS	31.818
57	RUTTER	31.855
81	DUFFETT	31.963
60	YOUNGE	32.051
2	TRUNDLE	32.346
80	KIMMINGS	32.362
100	HOWTON	32.481
8	SAUNDERS	32.531
16	SHOTTON	32.591
53	SIGGS	32.640
20	CLARKE	33.262
69	WINDEATT	33.298
17	BAKER	33.381
58	STEWART	33.566
176	BEATTIE	33.855
194	CRACKNELL	34.117
97	LIGUORI	34.307
107	WHEELDON	34.321
11	DUNSTAN	34.676
84	McMANAMON	34.739
21	WHITCHER	34.783
33	LAWRENCE	35.030
41	RAE	35.516
18	THOMAS	35.913

IDEAL / BEST COMPARISON

POS	NO	NAME	IDEAL	BEST	DIFF
		PERFECT LAP	1:27.274		
1	111	SMITH	1:27.274	1:27.385	0.111
2	82	SMITH	1:29.696	1:29.696	0.000
3	70	BURSELL	1:29.775	1:29.866	0.091
4	27	WICKENS	1:29.974	1:29.974	0.000
5	84	WOTTON	1:30.628	1:30.889	0.261
6	143	PRENDERGAST	1:30.857	1:30.857	0.000
7	156	STONE	1:30.973	1:30.973	0.000
8	39	MORGAN	1:31.145	1:31.145	0.000
9	818	BARKER	1:31.469	1:31.626	0.157
10	62	PATERSON	1:31.963	1:31.963	0.000
11	64	SALTMER	1:31.968	1:31.971	0.003
12	56	MILLS	1:32.008	1:32.517	0.509
13	192	MOFFA	1:32.147	1:32.478	0.331
14	661	HARRIS	1:32.372	1:32.372	0.000
15	89	MUNRO	1:32.625	1:32.625	0.000
16	188	KRAWIECKI	1:32.824	1:33.566	0.742
17	46	ROWLINGS	1:32.918	1:35.363	2.445
18	42	ATTWOOD	1:33.962	1:33.962	0.000
19	60	YOUNGE	1:34.124	1:34.124	0.000
20	80	KIMMINGS	1:34.969	1:34.969	0.000
21	57	RUTTER	1:35.234	1:35.713	0.479
22	81	DUFFETT	1:35.957	1:36.037	0.080
23	100	HOWTON	1:36.594	1:36.725	0.131
24	97	LIGUORI	1:36.714	1:37.223	0.509
25	16	SHOTTON	1:36.743	1:37.241	0.498
26	2	TRUNDLE	1:36.805	1:36.805	0.000
27	58	STEWART	1:36.942	1:36.942	0.000
28	53	SIGGS	1:37.298	1:37.338	0.040
29	20	CLARKE	1:37.538	1:38.446	0.908
30	8	SAUNDERS	1:37.857	1:37.857	0.000
31	176	BEATTIE	1:38.813	1:38.813	0.000
32	69	WINDEATT	1:39.262	1:39.262	0.000
33	17	BAKER	1:40.469	1:41.029	0.560
34	84	McMANAMON	1:40.947	1:41.275	0.328
35	194	CRACKNELL	1:41.700	1:42.403	0.703
36	33	LAWRENCE	1:41.811	1:42.177	0.366
37	107	WHEELDON	1:42.119	1:42.119	0.000
38	11	DUNSTAN	1:42.687	1:44.052	1.365
39	41	RAE	1:42.755	1:42.755	0.000
40	21	WHITCHER	1:43.364	1:43.842	0.478
41	18	THOMAS	1:48.540	1:48.540	0.000
42	55	MACHADO		1:44.330	
43	24	REYNOLDS			
44	99	SIMMONS			
45	34	PAGE		1:29.110	

Weather / Track : Drizzle / Wet

Donington Park National
Circuit Length = 1.9790 miles
Start: 09:51 Flag 10:04 End: 10:06

Results can be found at www.tsl-timing.com

Printed - 10:07 Saturday, 16 June 2018

BMCRC - MRO Championships 2018 - Rnd 5 @ Donington Park

Reactive Parts MRO Powerbikes inc BG Products Clubman 1000 & BMCRC Rookie 1000

FREE PRACTICE - CLASSIFICATION

POS	NO	CL	PIC	NAME	ENTRY	TIME	ON	LAPS	GAP	DIFF	MPH
1	175	1000	1	Mark KENDLE	Kawasaki - LiMAR OILTOOLS	1:22.186	9	9			86.68
2	62	C	1	Kevin SILVAIN	Yamaha - KSAUTOS	1:22.655	8	9	0.469	0.469	86.19
3	18	C	2	Lee LONGSTAFF	Yamaha - SMC GARAGE	1:22.968	2	6	0.782	0.313	85.87
4	166		1	Ryan GIBSON	Suzuki - JMC	1:23.018	3	6	0.832	0.050	85.82
5	40	C	3	Aiden PATMORE	Kawasaki - SW Roofing	1:23.054	5	6	0.868	0.036	85.78
6	27	C	4	Dan COX	Yamaha - GWC Joinery LTD/ DC Paintworx	1:23.849	8	8	1.663	0.795	84.96
7	2		2	Peter BAKER	Kawasaki -	1:23.903	7	7	1.717	0.054	84.91
8	110	1000	2	Peter GUNN	BMW - Cannons BMW Motorrad	1:23.942	8	8	1.756	0.039	84.87
9	75		3	Peter WOODALL	BMW - Core Projects Ltd	1:24.526	7	8	2.340	0.584	84.28
10	195	1000	3	Glenn WALSH	Kawasaki - GW ELECTRICAL	1:25.604	7	9	3.418	1.078	83.22
11	28	C	5	Kelvin HOARE	Kawasaki - Southern and Country Roofing Ltd	1:25.692	5	9	3.506	0.088	83.14
12	161	C	6	Dean ANDERSON	Honda - FOG Racing	1:25.693	9	9	3.507	0.001	83.14
13	133		4	Ben NEEVES	BMW -	1:25.910	9	9	3.724	0.217	82.93
14	82	1000	5	Matthew HAWKINS	Yamaha -	1:26.859	6	9	4.673	0.949	82.02
15	37	C	7	Aldo MORELLO	Yamaha - Bitstocks & Reveal	1:26.892	6	9	4.706	0.033	81.99
16	12		5	David COMBRINCK	Honda -	1:27.193	8	9	5.007	0.301	81.71
17	10	C	8	Paul WILBY	Yamaha - MOREMOTO	1:27.229	9	9	5.043	0.036	81.67
18	272	1000	6	Daniel JOHNSON	BMW -	1:27.572	8	8	5.386	0.343	81.35
19	15*	C	9	Mariusz SIEMIENIUK-JUZWIUK	BMW - BELMONT AUTO SERVICE	1:28.425	8	8	6.239	0.853	80.57
20	8		6	John COUGHLAN	Aprilia - BIKERSWORLD	1:28.823	8	8	6.637	0.398	80.21
21	118	1000	7	Daniel THOMPSON	Suzuki -	1:28.861	5	7	6.675	0.038	80.17
22	50	1000	8	Dan WELFORD	Suzuki - SEG Sussex Electric Gates/ Vistec systems	1:28.921	6	9	6.735	0.060	80.12
23	45	C	10	John GORDON	BMW - Flash Racing	1:29.329	6	7	7.143	0.408	79.75
24	501		7	Steve MOSES	Kawasaki - Gemini Property Group Ltd	1:29.400	4	6	7.214	0.071	79.69
25	333	C	11	Andrew HOUGHTON	Kawasaki - Greenham Kawasaki	1:29.492	4	8	7.306	0.092	79.61
26	646	1000	9	Sukhminder RAI	Aprilia - Asian Sensation	1:29.616	4	8	7.430	0.124	79.50
27	303	C	12	Adam NORTON	Honda - Cozens Smith Fabrication	1:30.247	4	5	8.061	0.631	78.94
28	39	C	13	Shane ADAMS	Kawasaki - SEMS	1:31.514	8	8	9.328	1.267	77.85
29	57	C	14	David MILLS	Kawasaki - A51 Racing	1:31.727	5	6	9.541	0.213	77.67
30	55	C	15	Paul GARNER	Yamaha - A51 Racing	1:31.732	2	3	9.546	0.005	77.66
31	25	C	16	Louis BARTLETT	Kawasaki -	1:32.827	4	5	10.641	1.095	76.75
32	59	1000	10	Dave NESTER	Bmw -	1:34.101	8	8	11.915	1.274	75.71
33	88	1000	11	Adrian CUFF	Honda - Qwikfast	1:35.682	2	2	13.496	1.581	74.46
34	129	C	17	Gareth MACKEY	Kawasaki - MSM Contracts	1:35.810	3	6	13.624	0.128	74.36
35	46	C	18	Simon GATES	Kawasaki - Team Kawafati	1:35.919	5	6	13.733	0.109	74.27
36	128	1000	12	Kevin CLARKE	Suzuki -	1:36.758	2	6	14.572	0.839	73.63
37	33		8	Michael NEEVES	BMW - Prime Factors Racing	1:44.919	2	3	22.733	8.161	67.90
38	125	C	19	Mark HART	Suzuki - Barista 23, Elmwood Coachworks, ripley carriage	1:46.119	2	3	23.933	1.200	67.13
39	147	C	20	Antony MOORE	Kawasaki - specsavers hull			0			

*** No. 15 - Please fit a working transponder for Qualifying**

Donington Park National
Circuit Length = 1.9790 miles
Start: 10:26 Flag 10:39 End: 10:41

Weather / Track : Cloudy / Wet
These results are provisional until the conclusion of any judicial and technical matters.

Clerk Of Course :		Timekeeper :

Results can be found at www.tsl-timing.com

Printed - 10:41 Saturday, 16 June 2018

BMCRC - MRO Championships 2018 - Rnd 5 @ Donington Park

Reactive Parts MRO Powerbikes inc BG Products Clubman 1000 & BMCRC Rookie 1000

FREE PRACTICE - SECTOR ANALYSIS

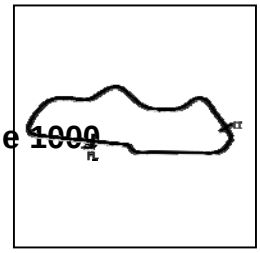

SECTOR 1 = FL to I1, SECTOR 2 = I1 to FL, DIFF = Difference To Personal Best Lap, P = Crossed Finish Line in Pit Lane, D = Time Disallowed

P1 175 1000 Mark KENDLE Kawasaki - LiMAR OILTOOLS

IDEAL LAP TIME : 1:22.186 BEST LAP TIME : 1:22.186 DIFFERENCE : 0.000

LAP	SECTOR 1	SECTOR 2	LAP TIME	MPH	DIFF	TIME OF DAY
1 -	1:08.259	33.610	1:41.869	69.93	19.683	10:28:41.801
2 -	1:02.241	30.952	1:33.193	76.45	11.007	10:30:14.994
3 -	1:02.809	31.223	1:34.032	75.76	11.846	10:31:49.026
4 -	1:00.200	28.961	1:29.161	79.90	6.975	10:33:18.187
5 -	58.804	29.694	1:28.498	80.50	6.312	10:34:46.685
6 -	58.072	29.283	1:27.355	81.55	5.169	10:36:14.040
7 -	55.504	29.152	1:24.656 **(2)**	84.15	2.470	10:37:38.696
8 -	55.722	31.515	1:27.237 **(3)**	81.66	5.051	10:39:05.933
9 -	***54.284***	***27.902***	***1:22.186*** **(1)**	***86.68***		***10:40:28.119***

P2 62 C Kevin SILVAIN Yamaha - KSAUTOS

IDEAL LAP TIME : 1:22.655 BEST LAP TIME : 1:22.655 DIFFERENCE : 0.000

LAP	SECTOR 1	SECTOR 2	LAP TIME	MPH	DIFF	TIME OF DAY
1 -	1:02.860	30.047	1:32.907	76.68	10.252	10:28:36.344
2 -	58.156	28.390	1:26.546	82.32	3.891	10:30:02.890
3 -	55.932	28.365	1:24.297	84.51	1.642	10:31:27.187
4 -	57.401	28.732	1:26.133	82.71	3.478	10:32:53.320
5 -	55.703	28.890	1:24.593	84.22	1.938	10:34:17.913
6 -	55.007	28.273	1:23.280 **(2)**	85.55	0.625	10:35:41.193
7 -	56.550	28.089	1:24.639	84.17	1.984	10:37:05.832
8 -	***54.664***	***27.991***	***1:22.655*** **(1)**	***86.19***		***10:38:28.487***
9 -	55.718	28.318	1:24.036 **(3)**	84.78	1.381	10:39:52.523

P3 18 C Lee LONGSTAFF Yamaha - SMC GARAGE

IDEAL LAP TIME : 1:22.968 BEST LAP TIME : 1:22.968 DIFFERENCE : 0.000

LAP	SECTOR 1	SECTOR 2	LAP TIME	MPH	DIFF	TIME OF DAY
1 -	1:02.491	29.085	1:31.576	77.80	8.608	10:28:26.034
2 -	***54.885***	***28.083***	***1:22.968*** **(1)**	***85.87***		***10:29:49.002***
3 -	55.747	29.111	1:24.858 **(2)**	83.95	1.890	10:31:13.860
4 -	56.715	30.482	1:27.197	81.70	4.229	10:32:41.057
5 -	57.359	29.183	1:26.542 **(3)**	82.32	3.574	10:34:07.599
6 -	59.119	IN PIT	1:40.427 **P**	70.94	17.459	10:35:48.026

P4 166 Ryan GIBSON Suzuki - JMC

IDEAL LAP TIME : 1:22.694 BEST LAP TIME : 1:23.018 DIFFERENCE : 0.324

LAP	SECTOR 1	SECTOR 2	LAP TIME	MPH	DIFF	TIME OF DAY
1 -	1:04.605	29.019	1:33.624	76.09	10.606	10:28:30.801
2 -	56.336	28.789	1:25.125 **(3)**	83.69	2.107	10:29:55.926
3 -	54.712	***28.306***	***1:23.018*** **(1)**	***85.82***		***10:31:18.944***
4 -	***54.388***	28.802	1:23.190 **(2)**	85.64	0.172	10:32:42.134
5 -	56.654	28.939	1:25.593	83.23	2.575	10:34:07.727
6 -	56.990	IN PIT	1:41.138 **P**	70.44	18.120	10:35:48.865

P5 40 C Aiden PATMORE Kawasaki - SW Roofing

IDEAL LAP TIME : 1:23.054 BEST LAP TIME : 1:23.054 DIFFERENCE : 0.000

LAP	SECTOR 1	SECTOR 2	LAP TIME	MPH	DIFF	TIME OF DAY
1 -		31.034	1:46.694	66.77	23.640	10:32:47.724
2 -	58.111	30.236	1:28.347	80.64	5.293	10:34:16.071
3 -	56.234	29.384	1:25.618 **(3)**	83.21	2.564	10:35:41.689
4 -	57.020	28.320	1:25.340 **(2)**	83.48	2.286	10:37:07.029
5 -	***55.023***	***28.031***	***1:23.054*** **(1)**	***85.78***		***10:38:30.083***
6 -	1:05.839	IN PIT	1:47.325 **P**	66.38	24.271	10:40:17.408

Weather / Track : Cloudy / Wet

Donington Park National
Circuit Length = 1.9790 miles
Start: 10:26 Flag 10:39 End: 10:41

BMCRC - MRO Championships 2018 - Rnd 5 @ Donington Park

Reactive Parts MRO Powerbikes inc BG Products Clubman 1000 & BMCRC Rookie 1000

FREE PRACTICE - SECTOR ANALYSIS

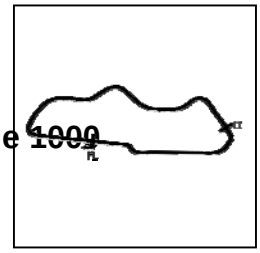

SECTOR 1 = FL to I1, SECTOR 2 = I1 to FL, DIFF = Difference To Personal Best Lap, P = Crossed Finish Line in Pit Lane, D = Time Disallowed

P6 27 C Dan COX — Yamaha - GWC Joinery LTD/ DC Paintworx

IDEAL LAP TIME : 1:23.849 BEST LAP TIME : 1:23.849 DIFFERENCE : 0.000

LAP	SECTOR 1	SECTOR 2	LAP TIME		MPH	DIFF	TIME OF DAY
1 -	1:11.353	35.684	1:47.037		66.56	23.188	10:29:05.678
2 -	1:03.533	31.396	1:34.929		75.05	11.080	10:30:40.607
3 -	59.656	30.541	1:30.197		78.98	6.348	10:32:10.804
4 -	58.179	29.875	1:28.054		80.91	4.205	10:33:38.858
5 -	58.166	29.875	1:28.041	(3)	80.92	4.192	10:35:06.899
6 -	58.559	29.638	1:28.197		80.78	4.348	10:36:35.096
7 -	57.642	28.946	1:26.588	(2)	82.28	2.739	10:38:01.684
8 -	***55.619***	***28.230***	***1:23.849***	**(1)**	***84.96***		***10:39:25.533***

P7 2 Peter BAKER — Kawasaki -

IDEAL LAP TIME : 1:23.538 BEST LAP TIME : 1:23.903 DIFFERENCE : 0.365

LAP	SECTOR 1	SECTOR 2	LAP TIME		MPH	DIFF	TIME OF DAY
1 -		33.091	1:56.911		60.94	33.008	10:30:49.708
2 -	1:03.336	32.395	1:35.731		74.42	11.828	10:32:25.439
3 -	59.274	30.068	1:29.342		79.74	5.439	10:33:54.781
4 -	59.012	30.454	1:29.466		79.63	5.563	10:35:24.247
5 -	59.155	29.926	1:29.081	(3)	79.97	5.178	10:36:53.328
6 -	55.670	***28.737***	1:24.407	(2)	84.40	0.504	10:38:17.735
7 -	***54.801***	29.102	***1:23.903***	**(1)**	***84.91***		***10:39:41.638***

P8 110 1000 Peter GUNN — BMW - Cannons BMW Motorrad

IDEAL LAP TIME : 1:23.338 BEST LAP TIME : 1:23.942 DIFFERENCE : 0.604

LAP	SECTOR 1	SECTOR 2	LAP TIME		MPH	DIFF	TIME OF DAY
1 -	1:11.887	35.172	1:47.059		66.54	23.117	10:29:09.442
2 -	1:08.392	33.352	1:41.744		70.02	17.802	10:30:51.186
3 -	1:00.108	29.176	1:29.284		79.79	5.342	10:32:20.470
4 -	58.980	29.803	1:28.783		80.24	4.841	10:33:49.253
5 -	56.555	29.213	1:25.768	(3)	83.06	1.826	10:35:15.021
6 -	56.971	29.566	1:26.537		82.33	2.595	10:36:41.558
7 -	56.115	***28.721***	1:24.836	(2)	83.98	0.894	10:38:06.394
8 -	***54.617***	29.325	***1:23.942***	**(1)**	***84.87***		***10:39:30.336***

P9 75 Peter WOODALL — BMW - Core Projects Ltd

IDEAL LAP TIME : 1:23.980 BEST LAP TIME : 1:24.526 DIFFERENCE : 0.546

LAP	SECTOR 1	SECTOR 2	LAP TIME		MPH	DIFF	TIME OF DAY
1 -	1:08.741	32.309	1:41.050		70.50	16.524	10:29:00.235
2 -	57.912	30.184	1:28.096		80.87	3.570	10:30:28.331
3 -	56.715	29.363	1:26.078	(2)	82.76	1.552	10:31:54.409
4 -	57.380	***29.219***	1:26.599		82.27	2.073	10:33:21.008
5 -	56.806	29.366	1:26.172	(3)	82.67	1.646	10:34:47.180
6 -	57.208	29.423	1:26.631		82.24	2.105	10:36:13.811
7 -	54.852	29.674	***1:24.526***	**(1)**	***84.28***		***10:37:38.337***
8 -	***54.761***	IN PIT	1:41.351	**P**	70.29	16.825	10:39:19.688

P10 195 1000 Glenn WALSH — Kawasaki - GW ELECTRICAL

IDEAL LAP TIME : 1:25.182 BEST LAP TIME : 1:25.604 DIFFERENCE : 0.422

LAP	SECTOR 1	SECTOR 2	LAP TIME		MPH	DIFF	TIME OF DAY
1 -	1:04.582	32.006	1:36.588		73.76	10.984	10:28:43.462
2 -	1:01.153	31.240	1:32.393		77.11	6.789	10:30:15.855
3 -	1:01.609	31.152	1:32.761		76.80	7.157	10:31:48.616
4 -	1:00.213	29.857	1:30.070		79.10	4.466	10:33:18.686
5 -	59.405	29.707	1:29.112		79.95	3.508	10:34:47.798
6 -	58.431	***29.581***	1:28.012	(2)	80.95	2.408	10:36:15.810
7 -	***55.601***	30.003	***1:25.604***	**(1)**	***83.22***		***10:37:41.414***
8 -	57.554	30.636	1:28.190	(3)	80.78	2.586	10:39:09.604
9 -	1:01.458	33.552	1:35.010		74.98	9.406	10:40:44.614

Weather / Track : Cloudy / Wet

Donington Park National
Circuit Length = 1.9790 miles
Start: 10:26 Flag 10:39 End: 10:41

BMCRC - MRO Championships 2018 - Rnd 5 @ Donington Park

Reactive Parts MRO Powerbikes inc BG Products Clubman 1000 & BMCRC Rookie 1000

FREE PRACTICE - SECTOR ANALYSIS

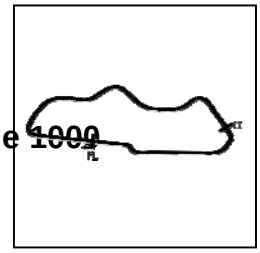

SECTOR 1 = FL to I1, SECTOR 2 = I1 to FL, DIFF = Difference To Personal Best Lap, P = Crossed Finish Line in Pit Lane, D = Time Disallowed

P11 28 C Kelvin HOARE Kawasaki - Southern and Country Roofing Ltd

IDEAL LAP TIME : 1:25.458 BEST LAP TIME : 1:25.692 DIFFERENCE : 0.234

LAP	SECTOR 1	SECTOR 2	LAP TIME	MPH	DIFF	TIME OF DAY
1 -	1:05.253	31.853	1:37.106	73.36	11.414	10:28:29.461
2 -	58.905	30.436	1:29.341	79.74	3.649	10:29:58.802
3 -	57.493	30.086	1:27.579 **(2)**	81.35	1.887	10:31:26.381
4 -	58.401	***29.643***	1:28.044	80.92	2.352	10:32:54.425
5 -	***55.815***	29.877	***1:25.692*** **(1)**	***83.14***		***10:34:20.117***
6 -	57.894	29.911	1:27.805 **(3)**	81.14	2.113	10:35:47.922
7 -	57.558	31.138	1:28.696	80.32	3.004	10:37:16.618
8 -	58.274	30.987	1:29.261	79.81	3.569	10:38:45.879
9 -	58.244	30.666	1:28.910	80.13	3.218	10:40:14.789

P12 161 C Dean ANDERSON Honda - FOG Racing

IDEAL LAP TIME : 1:24.279 BEST LAP TIME : 1:25.693 DIFFERENCE : 1.414

LAP	SECTOR 1	SECTOR 2	LAP TIME	MPH	DIFF	TIME OF DAY
1 -	1:07.883	32.469	1:40.352	70.99	14.659	10:28:31.009
2 -	1:04.407	31.409	1:35.816	74.35	10.123	10:30:06.825
3 -	1:03.607	31.315	1:34.922	75.05	9.229	10:31:41.747
4 -	1:02.267	30.618	1:32.885	76.70	7.192	10:33:14.632
5 -	59.587	30.302	1:29.889	79.26	4.196	10:34:44.521
6 -	1:00.337	30.366	1:30.703	78.54	5.010	10:36:15.224
7 -	***55.712***	30.199	1:25.911 **(2)**	82.93	0.218	10:37:41.135
8 -	56.982	29.076	1:26.058 **(3)**	82.78	0.365	10:39:07.193
9 -	57.126	***28.567***	***1:25.693*** **(1)**	***83.14***		***10:40:32.886***

P13 133 Ben NEEVES BMW -

IDEAL LAP TIME : 1:25.910 BEST LAP TIME : 1:25.910 DIFFERENCE : 0.000

LAP	SECTOR 1	SECTOR 2	LAP TIME	MPH	DIFF	TIME OF DAY
1 -	1:05.960	32.602	1:38.562	72.28	12.652	10:28:38.128
2 -	59.738	30.375	1:30.113	79.06	4.203	10:30:08.241
3 -	59.700	31.472	1:31.172	78.14	5.262	10:31:39.413
4 -	59.966	31.210	1:31.176	78.14	5.266	10:33:10.589
5 -	58.582	30.569	1:29.151	79.91	3.241	10:34:39.740
6 -	58.365	30.566	1:28.931 **(3)**	80.11	3.021	10:36:08.671
7 -	57.695	30.277	1:27.972 **(2)**	80.98	2.062	10:37:36.643
8 -	57.830	32.068	1:29.898	79.25	3.988	10:39:06.541
9 -	***56.137***	***29.773***	***1:25.910*** **(1)**	***82.93***		***10:40:32.451***

P14 82 1000 Matthew HAWKINS Yamaha -

IDEAL LAP TIME : 1:26.168 BEST LAP TIME : 1:26.859 DIFFERENCE : 0.691

LAP	SECTOR 1	SECTOR 2	LAP TIME	MPH	DIFF	TIME OF DAY
1 -	1:08.581	33.483	1:42.064	69.80	15.205	10:28:40.243
2 -	1:02.337	31.053	1:33.390	76.28	6.531	10:30:13.633
3 -	1:03.599	32.576	1:36.175	74.07	9.316	10:31:49.808
4 -	1:02.010	31.023	1:33.033	76.58	6.174	10:33:22.841
5 -	58.960	29.828	1:28.788	80.24	1.929	10:34:51.629
6 -	57.577	***29.282***	***1:26.859*** **(1)**	***82.02***		***10:36:18.488***
7 -	57.791	30.441	1:28.232 **(3)**	80.74	1.373	10:37:46.720
8 -	***56.886***	30.487	1:27.373 **(2)**	81.54	0.514	10:39:14.093
9 -	58.919	29.923	1:28.842	80.19	1.983	10:40:42.935

P15 37 C Aldo MORELLO Yamaha - Bitstocks & Reveal

IDEAL LAP TIME : 1:26.084 BEST LAP TIME : 1:26.892 DIFFERENCE : 0.808

LAP	SECTOR 1	SECTOR 2	LAP TIME	MPH	DIFF	TIME OF DAY
1 -	1:04.052	32.060	1:36.112	74.12	9.220	10:28:46.161
2 -	1:00.930	31.169	1:32.099	77.35	5.207	10:30:18.260
3 -	1:00.971	31.779	1:32.750	76.81	5.858	10:31:51.010

Weather / Track : Cloudy / Wet

Donington Park National
Circuit Length = 1.9790 miles
Start: 10:26 Flag 10:39 End: 10:41

BMCRC - MRO Championships 2018 - Rnd 5 @ Donington Park

Reactive Parts MRO Powerbikes inc BG Products Clubman 1000 & BMCRC Rookie 1000

FREE PRACTICE - SECTOR ANALYSIS

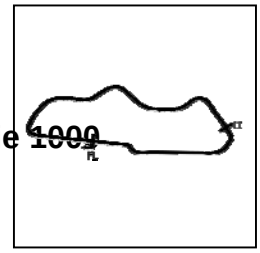

SECTOR 1 = FL to I1, SECTOR 2 = I1 to FL, DIFF = Difference To Personal Best Lap, P = Crossed Finish Line in Pit Lane, D = Time Disallowed

4 -	1:01.469	31.209	1:32.678		76.87	5.786	10:33:23.688
5 -	58.788	29.586	1:28.374	(2)	80.61	1.482	10:34:52.062
6 -	57.610	29.282	***1:26.892***	***(1)***	***81.99***		***10:36:18.954***
7 -	57.609	30.844	1:28.453	(3)	80.54	1.561	10:37:47.407
8 -	59.807	***28.903***	1:28.710		80.31	1.818	10:39:16.117
9 -	***57.181***	31.884	1:29.065		79.99	2.173	10:40:45.182

P16 12 David COMBRINCK Honda -

IDEAL LAP TIME : 1:26.015 BEST LAP TIME : 1:27.193 DIFFERENCE : 1.178

LAP	SECTOR 1	SECTOR 2	LAP TIME		MPH	DIFF	TIME OF DAY
1 -	1:10.408	33.966	1:44.374		68.26	17.181	10:28:38.672
2 -	1:01.792	31.345	1:33.137		76.49	5.944	10:30:11.809
3 -	1:00.818	30.631	1:31.449		77.90	4.256	10:31:43.258
4 -	58.786	31.043	1:29.829		79.31	2.636	10:33:13.087
5 -	58.689	30.697	1:29.386	(3)	79.70	2.193	10:34:42.473
6 -	57.942	***29.757***	1:27.699	(2)	81.23	0.506	10:36:10.172
7 -	58.167	31.444	1:29.611		79.50	2.418	10:37:39.783
8 -	***56.258***	30.935	***1:27.193***	***(1)***	***81.71***		***10:39:06.976***
9 -	58.971	IN PIT	1:36.377	**P**	73.92	9.184	10:40:43.353

P17 10 C Paul WILBY Yamaha - MOREMOTO

IDEAL LAP TIME : 1:26.087 BEST LAP TIME : 1:27.229 DIFFERENCE : 1.142

LAP	SECTOR 1	SECTOR 2	LAP TIME		MPH	DIFF	TIME OF DAY
1 -	1:04.209	32.478	1:36.687		73.68	9.458	10:28:45.250
2 -	1:00.114	31.378	1:31.492		77.87	4.263	10:30:16.742
3 -	1:01.470	31.902	1:33.372		76.30	6.143	10:31:50.114
4 -	59.896	30.042	1:29.938		79.21	2.709	10:33:20.052
5 -	58.734	29.808	1:28.542		80.46	1.313	10:34:48.594
6 -	58.875	29.902	1:28.777		80.25	1.548	10:36:17.371
7 -	58.305	30.014	1:28.319	(3)	80.66	1.090	10:37:45.690
8 -	***56.878***	30.457	1:27.335	(2)	81.57	0.106	10:39:13.025
9 -	58.020	***29.209***	***1:27.229***	***(1)***	***81.67***		***10:40:40.254***

P18 272 1000 Daniel JOHNSON BMW -

IDEAL LAP TIME : 1:27.572 BEST LAP TIME : 1:27.572 DIFFERENCE : 0.000

LAP	SECTOR 1	SECTOR 2	LAP TIME		MPH	DIFF	TIME OF DAY
1 -	1:12.325	35.978	1:48.303		65.78	20.731	10:29:05.287
2 -	1:09.514	32.795	1:42.309		69.63	14.737	10:30:47.596
3 -	1:04.042	30.411	1:34.453		75.43	6.881	10:32:22.049
4 -	59.686	30.677	1:30.363		78.84	2.791	10:33:52.412
5 -	1:01.098	30.917	1:32.015		77.42	4.443	10:35:24.427
6 -	59.898	30.348	1:30.246	(3)	78.94	2.674	10:36:54.673
7 -	58.818	29.429	1:28.247	(2)	80.73	0.675	10:38:22.920
8 -	***58.181***	***29.391***	***1:27.572***	***(1)***	***81.35***		***10:39:50.492***

P19 15 C Mariusz SIEMIENIUK-JUZWIUK BMW - BELMONT AUTO SERVICE

IDEAL LAP TIME : BEST LAP TIME : 1:28.425 DIFFERENCE :

LAP	SECTOR 1	SECTOR 2	LAP TIME		MPH	DIFF	TIME OF DAY
1 -			1:48.547		65.63	20.122	10:29:02.046
2 -			1:35.363		74.71	6.938	10:30:37.409
3 -			1:33.490		76.20	5.065	10:32:10.899
4 -			1:32.811		76.76	4.386	10:33:43.710
5 -			1:31.452		77.90	3.027	10:35:15.162
6 -			1:29.625	(3)	79.49	1.200	10:36:44.787
7 -			1:28.515	(2)	80.49	0.090	10:38:13.302
8 -			***1:28.425***	***(1)***	***80.57***		***10:39:41.727***

Weather / Track : Cloudy / Wet

Donington Park National
Circuit Length = 1.9790 miles
Start: 10:26 Flag 10:39 End: 10:41

BMCRC - MRO Championships 2018 - Rnd 5 @ Donington Park

Reactive Parts MRO Powerbikes inc BG Products Clubman 1000 & BMCRC Rookie 1000

FREE PRACTICE - SECTOR ANALYSIS

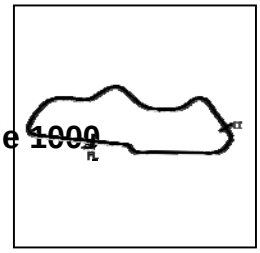

SECTOR 1 = FL to I1, SECTOR 2 = I1 to FL, DIFF = Difference To Personal Best Lap, P = Crossed Finish Line in Pit Lane, D = Time Disallowed

P20 8 John COUGHLAN Aprilia - BIKERSWORLD

IDEAL LAP TIME : 1:28.823 BEST LAP TIME : 1:28.823 DIFFERENCE : 0.000

LAP	SECTOR 1	SECTOR 2	LAP TIME		MPH	DIFF	TIME OF DAY
1 -	1:14.556	37.419	1:51.975		63.62	23.152	10:29:04.998
2 -	1:08.148	32.069	1:40.217		71.09	11.394	10:30:45.215
3 -	1:03.638	31.256	1:34.894		75.08	6.071	10:32:20.109
4 -	1:01.164	31.099	1:32.263		77.22	3.440	10:33:52.372
5 -	59.699	30.864	1:30.563	(3)	78.67	1.740	10:35:22.935
6 -	1:00.954	30.600	1:31.554		77.81	2.731	10:36:54.489
7 -	1:00.091	30.384	1:30.475	(2)	78.74	1.652	10:38:24.964
8 -	***58.875***	***29.948***	***1:28.823***	**(1)**	***80.21***		***10:39:53.787***

P21 118 1000 Daniel THOMPSON Suzuki -

IDEAL LAP TIME : 1:28.861 BEST LAP TIME : 1:28.861 DIFFERENCE : 0.000

LAP	SECTOR 1	SECTOR 2	LAP TIME		MPH	DIFF	TIME OF DAY
1 -	1:10.519	34.149	1:44.668		68.06	15.807	10:28:37.751
2 -	1:02.212	32.587	1:34.799		75.15	5.938	10:30:12.550
3 -	1:01.626	31.169	1:32.795		76.77	3.934	10:31:45.345
4 -	1:00.137	30.846	1:30.983	(3)	78.30	2.122	10:33:16.328
5 -	***58.731***	***30.130***	***1:28.861***	**(1)**	***80.17***		***10:34:45.189***
6 -	59.055	30.993	1:30.048	(2)	79.12	1.187	10:36:15.237
7 -	59.675	IN PIT	1:46.015	**P**	67.20	17.154	10:38:01.252

P22 50 1000 Dan WELFORD Suzuki - SEG Sussex Electric Gates/ Vistec systems

IDEAL LAP TIME : 1:28.069 BEST LAP TIME : 1:28.921 DIFFERENCE : 0.852

LAP	SECTOR 1	SECTOR 2	LAP TIME		MPH	DIFF	TIME OF DAY
1 -	1:10.086	33.543	1:43.629		68.75	14.708	10:28:39.961
2 -	1:01.742	31.106	1:32.848		76.73	3.927	10:30:12.809
3 -	1:02.985	30.878	1:33.863		75.90	4.942	10:31:46.672
4 -	59.810	30.728	1:30.538		78.69	1.617	10:33:17.210
5 -	59.060	30.686	1:29.746	(2)	79.38	0.825	10:34:46.956
6 -	58.852	30.069	***1:28.921***	**(1)**	***80.12***		***10:36:15.877***
7 -	59.488	31.067	1:30.555		78.67	1.634	10:37:46.432
8 -	59.722	***30.028***	1:29.750	(3)	79.38	0.829	10:39:16.182
9 -	***58.041***	IN PIT	1:34.314	**P**	75.54	5.393	10:40:50.496

P23 45 C John GORDON BMW - Flash Racing

IDEAL LAP TIME : 1:29.030 BEST LAP TIME : 1:29.329 DIFFERENCE : 0.299

LAP	SECTOR 1	SECTOR 2	LAP TIME		MPH	DIFF	TIME OF DAY
1 -	1:05.513	33.497	1:39.010		71.95	9.681	10:28:40.793
2 -	1:02.128	32.005	1:34.133		75.68	4.804	10:30:14.926
3 -	1:01.821	31.512	1:33.333		76.33	4.004	10:31:48.259
4 -	59.266	30.537	1:29.803	(2)	79.33	0.474	10:33:18.062
5 -	59.353	30.602	1:29.955	(3)	79.20	0.626	10:34:48.017
6 -	58.921	***30.408***	***1:29.329***	**(1)**	***79.75***		***10:36:17.346***
7 -	***58.622***	IN PIT	1:43.164	**P**	69.06	13.835	10:38:00.510

P24 501 Steve MOSES Kawasaki - Gemini Property Group Ltd

IDEAL LAP TIME : 1:29.400 BEST LAP TIME : 1:29.400 DIFFERENCE : 0.000

LAP	SECTOR 1	SECTOR 2	LAP TIME		MPH	DIFF	TIME OF DAY
1 -	1:06.288	32.369	1:38.657		72.21	9.257	10:28:40.968
2 -	1:02.439	30.938	1:33.377	(3)	76.29	3.977	10:30:14.345
3 -	1:01.773	31.829	1:33.602		76.11	4.202	10:31:47.947
4 -	***59.100***	***30.300***	***1:29.400***	**(1)**	***79.69***		***10:33:17.347***
5 -	59.394	30.359	1:29.753	(2)	79.38	0.353	10:34:47.100
6 -	59.630	IN PIT	1:33.388	**P**	76.29	3.988	10:36:20.488

Weather / Track : Cloudy / Wet

Donington Park National
Circuit Length = 1.9790 miles
Start: 10:26 Flag 10:39 End: 10:41

BMCRC - MRO Championships 2018 - Rnd 5 @ Donington Park

Reactive Parts MRO Powerbikes inc BG Products Clubman 1000 & BMCRC Rookie 1000

FREE PRACTICE - SECTOR ANALYSIS

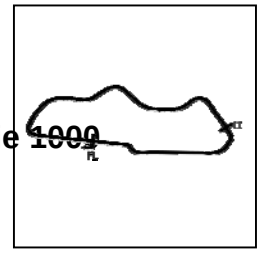

SECTOR 1 = FL to I1, SECTOR 2 = I1 to FL, DIFF = Difference To Personal Best Lap, P = Crossed Finish Line in Pit Lane, D = Time Disallowed

P25 333 C Andrew HOUGHTON Kawasaki - Greenham Kawasaki

IDEAL LAP TIME : 1:29.273 BEST LAP TIME : 1:29.492 DIFFERENCE : 0.219

LAP	SECTOR 1	SECTOR 2	LAP TIME	MPH	DIFF	TIME OF DAY
1 -	1:01.931	30.802	1:32.733	76.82	3.241	10:30:06.931
2 -	1:01.862	31.272	1:33.134	76.49	3.642	10:31:40.065
3 -	1:00.759	30.652	1:31.411	77.94	1.919	10:33:11.476
4 -	58.987	***30.505***	***1:29.492*** **(1)**	***79.61***		***10:34:40.968***
5 -	59.131	30.568	1:29.699 **(2)**	79.42	0.207	10:36:10.667
6 -	59.122	32.272	1:31.394	77.95	1.902	10:37:42.061
7 -	***58.768***	31.488	1:30.256 **(3)**	78.93	0.764	10:39:12.317
8 -	1:00.316	33.740	1:34.056	75.74	4.564	10:40:46.373

P26 646 1000 Sukhminder RAI Aprilia - Asian Sensation

IDEAL LAP TIME : 1:29.016 BEST LAP TIME : 1:29.616 DIFFERENCE : 0.600

LAP	SECTOR 1	SECTOR 2	LAP TIME	MPH	DIFF	TIME OF DAY
1 -	1:02.366	35.144	1:37.510	73.06	7.894	10:29:10.943
2 -	1:04.178	31.996	1:36.174	74.08	6.558	10:30:47.117
3 -	1:00.030	31.408	1:31.438 **(2)**	77.91	1.822	10:32:18.555
4 -	***58.202***	31.414	***1:29.616*** **(1)**	***79.50***		***10:33:48.171***
5 -	1:02.013	32.658	1:34.671	75.25	5.055	10:35:22.842
6 -	1:01.948	***30.814***	1:32.762	76.80	3.146	10:36:55.604
7 -	59.473	32.493	1:31.966 **(3)**	77.47	2.350	10:38:27.570
8 -	1:01.362	37.149	1:38.511	72.32	8.895	10:40:06.081

P27 303 C Adam NORTON Honda - Cozens Smith Fabrication

IDEAL LAP TIME : 1:30.043 BEST LAP TIME : 1:30.247 DIFFERENCE : 0.204

LAP	SECTOR 1	SECTOR 2	LAP TIME	MPH	DIFF	TIME OF DAY
1 -	1:09.610	32.259	1:41.869	69.93	11.622	10:28:36.312
2 -	1:02.257	32.047	1:34.304 **(3)**	75.54	4.057	10:30:10.616
3 -	1:00.175	31.314	1:31.489 **(2)**	77.87	1.242	10:31:42.105
4 -	59.211	***31.036***	***1:30.247*** **(1)**	***78.94***		***10:33:12.352***
5 -	***59.007***	IN PIT	1:35.842 **P**	74.33	5.595	10:34:48.194

P28 39 C Shane ADAMS Kawasaki - SEMS

IDEAL LAP TIME : 1:31.220 BEST LAP TIME : 1:31.514 DIFFERENCE : 0.294

LAP	SECTOR 1	SECTOR 2	LAP TIME	MPH	DIFF	TIME OF DAY
1 -	1:11.894	35.170	1:47.064	66.54	15.550	10:29:09.173
2 -	1:08.355	33.879	1:42.234	69.68	10.720	10:30:51.407
3 -	1:03.253	32.291	1:35.544	74.56	4.030	10:32:26.951
4 -	1:04.076	32.387	1:36.463	73.85	4.949	10:34:03.414
5 -	1:02.805	32.663	1:35.468	74.62	3.954	10:35:38.882
6 -	1:00.544	***31.071***	1:31.615 **(2)**	77.76	0.101	10:37:10.497
7 -	1:01.727	31.388	1:33.115 **(3)**	76.51	1.601	10:38:43.612
8 -	***1:00.149***	31.365	***1:31.514*** **(1)**	***77.85***		***10:40:15.126***

P29 57 C David MILLS Kawasaki - A51 Racing

IDEAL LAP TIME : 1:30.812 BEST LAP TIME : 1:31.727 DIFFERENCE : 0.915

LAP	SECTOR 1	SECTOR 2	LAP TIME	MPH	DIFF	TIME OF DAY
1 -	1:06.960	32.695	1:39.655	71.49	7.928	10:28:49.492
2 -	1:02.026	31.484	1:33.510	76.19	1.783	10:30:23.002
3 -	1:00.830	31.157	1:31.987 **(2)**	77.45	0.260	10:31:54.989
4 -	1:00.774	31.214	1:31.988 **(3)**	77.45	0.261	10:33:26.977
5 -	1:00.874	***30.853***	***1:31.727*** **(1)**	***77.67***		***10:34:58.704***
6 -	***59.959***	32.144	1:32.103	77.35	0.376	10:36:30.807

P30 55 C Paul GARNER Yamaha - A51 Racing

IDEAL LAP TIME : 1:31.732 BEST LAP TIME : 1:31.732 DIFFERENCE : 0.000

LAP	SECTOR 1	SECTOR 2	LAP TIME	MPH	DIFF	TIME OF DAY

Weather / Track : Cloudy / Wet

Donington Park National
Circuit Length = 1.9790 miles
Start: 10:26 Flag 10:39 End: 10:41

BMCRC - MRO Championships 2018 - Rnd 5 @ Donington Park

Reactive Parts MRO Powerbikes inc BG Products Clubman 1000 & BMCRC Rookie 1000

FREE PRACTICE - SECTOR ANALYSIS

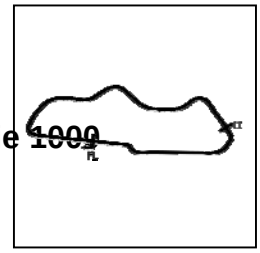

SECTOR 1 = FL to I1, SECTOR 2 = I1 to FL, DIFF = Difference To Personal Best Lap, P = Crossed Finish Line in Pit Lane, D = Time Disallowed

1 -	1:04.539	31.777	1:36.316	(3)	73.97	4.584	10:28:45.481
2 -	***1:01.040***	***30.692***	***1:31.732***	**(1)**	***77.66***		***10:30:17.213***
3 -	1:01.648	31.836	1:33.484	**(2)**	76.21	1.752	10:31:50.697

P31 25 C Louis BARTLETT

Kawasaki -

IDEAL LAP TIME : 1:32.827 BEST LAP TIME : 1:32.827 DIFFERENCE : 0.000

LAP	SECTOR 1	SECTOR 2	LAP TIME		MPH	DIFF	TIME OF DAY
1 -	1:11.823	36.142	1:47.965		65.99	15.138	10:29:04.128
2 -	1:05.470	33.677	1:39.147	**(3)**	71.85	6.320	10:30:43.275
3 -	1:03.394	32.628	1:36.022	**(2)**	74.19	3.195	10:32:19.297
4 -	***1:00.594***	***32.233***	***1:32.827***	**(1)**	***76.75***		***10:33:52.124***
5 -	1:02.081	IN PIT	1:37.183	**P**	73.31	4.356	10:35:29.307

P32 59 1000 Dave NESTER

Bmw -

IDEAL LAP TIME : 1:34.057 BEST LAP TIME : 1:34.101 DIFFERENCE : 0.044

LAP	SECTOR 1	SECTOR 2	LAP TIME		MPH	DIFF	TIME OF DAY
1 -	1:15.382	37.307	1:52.689		63.22	18.588	10:29:04.099
2 -	1:11.680	35.563	1:47.243		66.43	13.142	10:30:51.342
3 -	1:07.615	33.731	1:41.346	**(3)**	70.30	7.245	10:32:32.688
4 -	1:10.068	35.410	1:45.478		67.54	11.377	10:34:18.166
5 -	1:08.061	34.174	1:42.235		69.68	8.134	10:36:00.401
6 -	1:07.706	33.750	1:41.456		70.22	7.355	10:37:41.857
7 -	1:05.805	***31.732***	1:37.537	**(2)**	73.04	3.436	10:39:19.394
8 -	***1:02.325***	31.776	***1:34.101***	**(1)**	***75.71***		***10:40:53.495***

P33 88 1000 Adrian CUFF

Honda - Qwikfast

IDEAL LAP TIME : 1:35.682 BEST LAP TIME : 1:35.682 DIFFERENCE : 0.000

LAP	SECTOR 1	SECTOR 2	LAP TIME		MPH	DIFF	TIME OF DAY
1 -		35.328	2:11.654	**(2)**	54.11	35.972	10:38:45.660
2 -	***1:02.971***	***32.711***	***1:35.682***	**(1)**	***74.46***		***10:40:21.342***

P34 129 C Gareth MACKEY

Kawasaki - MSM Contracts

IDEAL LAP TIME : 1:35.042 BEST LAP TIME : 1:35.810 DIFFERENCE : 0.768

LAP	SECTOR 1	SECTOR 2	LAP TIME		MPH	DIFF	TIME OF DAY
1 -	1:11.335	35.993	1:47.328		66.38	11.518	10:29:11.197
2 -	1:06.963	33.526	1:40.489		70.89	4.679	10:30:51.686
3 -	1:03.442	***32.368***	***1:35.810***	**(1)**	***74.36***		***10:32:27.496***
4 -	1:03.818	32.491	1:36.309	**(2)**	73.97	0.499	10:34:03.805
5 -	***1:02.674***	33.889	1:36.563	**(3)**	73.78	0.753	10:35:40.368
6 -	1:04.584	IN PIT	1:43.454	**P**	68.86	7.644	10:37:23.822

P35 46 C Simon GATES

Kawasaki - Team Kawafati

IDEAL LAP TIME : 1:34.262 BEST LAP TIME : 1:35.919 DIFFERENCE : 1.657

LAP	SECTOR 1	SECTOR 2	LAP TIME		MPH	DIFF	TIME OF DAY
1 -	1:13.031	36.229	1:49.260		65.20	13.341	10:29:05.108
2 -	1:08.992	32.813	1:41.805		69.98	5.886	10:30:46.913
3 -	1:06.897	***32.129***	1:39.026	**(3)**	71.94	3.107	10:32:25.939
4 -	1:04.397	32.457	1:36.854	**(2)**	73.56	0.935	10:34:02.793
5 -	1:02.743	33.176	***1:35.919***	**(1)**	***74.27***		***10:35:38.712***
6 -	***1:02.133***	IN PIT	1:40.705	**P**	70.74	4.786	10:37:19.417

P36 128 1000 Kevin CLARKE

Suzuki -

IDEAL LAP TIME : 1:36.254 BEST LAP TIME : 1:36.758 DIFFERENCE : 0.504

LAP	SECTOR 1	SECTOR 2	LAP TIME		MPH	DIFF	TIME OF DAY
1 -	1:09.180	32.625	1:41.805		69.98	5.047	10:28:33.757
2 -	1:04.279	32.479	***1:36.758***	**(1)**	***73.63***		***10:30:10.515***
3 -	1:04.858	32.415	1:37.273		73.24	0.515	10:31:47.788
4 -	***1:04.061***	33.028	1:37.089	**(2)**	73.38	0.331	10:33:24.877

Weather / Track : Cloudy / Wet

Donington Park National
Circuit Length = 1.9790 miles
Start: 10:26 Flag 10:39 End: 10:41

BMCRC - MRO Championships 2018 - Rnd 5 @ Donington Park

Reactive Parts MRO Powerbikes inc BG Products Clubman 1000 & BMCRC Rookie 1000

FREE PRACTICE - SECTOR ANALYSIS

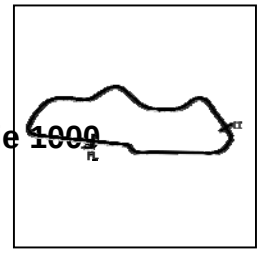

SECTOR 1 = FL to I1, SECTOR 2 = I1 to FL, DIFF = Difference To Personal Best Lap, P = Crossed Finish Line in Pit Lane, D = Time Disallowed

5 -	1:04.428	32.808	1:37.236	**(3)**	73.27	0.478	10:35:02.113
6 -	1:05.046	***32.193***	1:37.239		73.26	0.481	10:36:39.352

P37 33 Michael NEEVES BMW - Prime Factors Racing

IDEAL LAP TIME : 1:44.919 BEST LAP TIME : 1:44.919 DIFFERENCE : 0.000

LAP	SECTOR 1	SECTOR 2	LAP TIME		MPH	DIFF	TIME OF DAY
1 -	1:15.987	39.027	1:55.014	**(2)**	61.94	10.095	10:29:12.018
2 -	***1:09.821***	***35.098***	***1:44.919***	**(1)**	***67.90***		***10:30:56.937***
3 -	1:10.403	IN PIT	1:55.784	**P**	61.53	10.865	10:32:52.721

P38 125 C Mark HART Suzuki - Barista 23, Elmwood Coachworks, ripley carriage comp

IDEAL LAP TIME : 1:46.119 BEST LAP TIME : 1:46.119 DIFFERENCE : 0.000

LAP	SECTOR 1	SECTOR 2	LAP TIME		MPH	DIFF	TIME OF DAY
1 -	1:14.966	35.763	1:50.729	**(2)**	64.34	4.610	10:29:08.362
2 -	***1:11.318***	***34.801***	***1:46.119***	**(1)**	***67.13***		***10:30:54.481***
3 -	1:11.870	IN PIT	1:51.056	**P**	64.15	4.937	10:32:45.537

Weather / Track : Cloudy / Wet

Donington Park National
Circuit Length = 1.9790 miles
Start: 10:26 Flag 10:39 End: 10:41

BMCRC - MRO Championships 2018 - Rnd 5 @ Donington Park

Reactive Parts MRO Powerbikes inc BG Products Clubman 1000 & BMCRC Rookie 1000

FREE PRACTICE - BEST SECTORS

	SECTOR 1			SECTOR 2			IDEAL / BEST COMPARISON					
POS	NO	NAME	TIME	NO	NAME	TIME	POS	NO	NAME	IDEAL	BEST	DIFF
									PERFECT LAP	1:22.186		
1	175	KENDLE	54.284	175	KENDLE	27.902	1	175	KENDLE	1:22.186	1:22.186	0.000
2	166	GIBSON	54.388	62	SILVAIN	27.991	2	62	SILVAIN	1:22.655	1:22.655	0.000
3	110	GUNN	54.617	40	PATMORE	28.031	3	166	GIBSON	1:22.694	1:23.018	0.324
4	62	SILVAIN	54.664	18	LONGSTAFF	28.083	4	18	LONGSTAFF	1:22.968	1:22.968	0.000
5	75	WOODALL	54.761	27	COX	28.230	5	40	PATMORE	1:23.054	1:23.054	0.000
6	2	BAKER	54.801	166	GIBSON	28.306	6	110	GUNN	1:23.338	1:23.942	0.604
7	18	LONGSTAFF	54.885	161	ANDERSON	28.567	7	2	BAKER	1:23.538	1:23.903	0.365
8	40	PATMORE	55.023	110	GUNN	28.721	8	27	COX	1:23.849	1:23.849	0.000
9	195	WALSH	55.601	2	BAKER	28.737	9	75	WOODALL	1:23.980	1:24.526	0.546
10	27	COX	55.619	37	MORELLO	28.903	10	161	ANDERSON	1:24.279	1:25.693	1.414
11	161	ANDERSON	55.712	10	WILBY	29.209	11	195	WALSH	1:25.182	1:25.604	0.422
12	28	HOARE	55.815	75	WOODALL	29.219	12	28	HOARE	1:25.458	1:25.692	0.234
13	133	NEEVES	56.137	82	HAWKINS	29.282	13	133	NEEVES	1:25.910	1:25.910	0.000
14	12	COMBRINCK	56.258	272	JOHNSON	29.391	14	12	COMBRINCK	1:26.015	1:27.193	1.178
15	10	WILBY	56.878	195	WALSH	29.581	15	37	MORELLO	1:26.084	1:26.892	0.808
16	82	HAWKINS	56.886	28	HOARE	29.643	16	10	WILBY	1:26.087	1:27.229	1.142
17	37	MORELLO	57.181	12	COMBRINCK	29.757	17	82	HAWKINS	1:26.168	1:26.859	0.691
18	50	WELFORD	58.041	133	NEEVES	29.773	18	272	JOHNSON	1:27.572	1:27.572	0.000
19	272	JOHNSON	58.181	8	COUGHLAN	29.948	19	50	WELFORD	1:28.069	1:28.921	0.852
20	646	RAI	58.202	50	WELFORD	30.028	20	8	COUGHLAN	1:28.823	1:28.823	0.000
21	45	GORDON	58.622	118	THOMPSON	30.130	21	118	THOMPSON	1:28.861	1:28.861	0.000
22	118	THOMPSON	58.731	501	MOSES	30.300	22	646	RAI	1:29.016	1:29.616	0.600
23	333	HOUGHTON	58.768	45	GORDON	30.408	23	45	GORDON	1:29.030	1:29.329	0.299
24	8	COUGHLAN	58.875	333	HOUGHTON	30.505	24	333	HOUGHTON	1:29.273	1:29.492	0.219
25	303	NORTON	59.007	55	GARNER	30.692	25	501	MOSES	1:29.400	1:29.400	0.000
26	501	MOSES	59.100	646	RAI	30.814	26	303	NORTON	1:30.043	1:30.247	0.204
27	57	MILLS	59.959	57	MILLS	30.853	27	57	MILLS	1:30.812	1:31.727	0.915
28	39	ADAMS	1:00.149	303	NORTON	31.036	28	39	ADAMS	1:31.220	1:31.514	0.294
29	25	BARTLETT	1:00.594	39	ADAMS	31.071	29	55	GARNER	1:31.732	1:31.732	0.000
30	55	GARNER	1:01.040	59	NESTER	31.732	30	25	BARTLETT	1:32.827	1:32.827	0.000
31	46	GATES	1:02.133	46	GATES	32.129	31	59	NESTER	1:34.057	1:34.101	0.044
32	59	NESTER	1:02.325	128	CLARKE	32.193	32	46	GATES	1:34.262	1:35.919	1.657
33	129	MACKEY	1:02.674	25	BARTLETT	32.233	33	129	MACKEY	1:35.042	1:35.810	0.768
34	88	CUFF	1:02.971	129	MACKEY	32.368	34	88	CUFF	1:35.682	1:35.682	0.000
35	128	CLARKE	1:04.061	88	CUFF	32.711	35	128	CLARKE	1:36.254	1:36.758	0.504
36	33	NEEVES	1:09.821	125	HART	34.801	36	33	NEEVES	1:44.919	1:44.919	0.000
37	125	HART	1:11.318	33	NEEVES	35.098	37	125	HART	1:46.119	1:46.119	0.000
38							38	15	SIEMIENIUK-JUZWIU		1:28.425	
39												

Weather / Track : Cloudy / Wet

Donington Park National
Circuit Length = 1.9790 miles
Start: 10:26 Flag 10:39 End: 10:41

Results can be found at www.tsl-timing.com

Printed - 10:42 Saturday, 16 June 2018

BMCRC - MRO Championships 2018 - Rnd 5 @ Donington Park

Team Respro MRO 600 inc Clubman 600 & BMCRC Rookie 600

QUALIFYING - CLASSIFICATION

POS	NO	CL	PIC	NAME	ENTRY	TIME	ON	LAPS	GAP	DIFF	MPH
1	111		1	Sam SMITH	Kawasaki - GBM KAWASAKI	1:13.603	5	7			96.79
2	84	C	1	Ben WOTTON	Triumph - JJR Triumph/ RJS Services	1:14.058	2	11	0.455	0.455	96.20
3	27		2	Stuart WICKENS	Triumph - Big Tone	1:14.809	9	10	1.206	0.751	95.23
4	46		3	Harry ROWLINGS	Triumph - Bernard Elliott racing / Steve Jordan motorcycle	1:14.998	9	10	1.395	0.189	94.99
5	45		4	Ed PEAD	Yamaha -	1:15.135	9	10	1.532	0.137	94.82
6	82	C	2	Andrew SMITH	Kawasaki - 5 Club Racing	1:15.567	9	10	1.964	0.432	94.28
7	34		5	Jason PAGE	Yamaha -	1:15.801	9	10	2.198	0.234	93.99
8	17	C	3	Philip BAKER	Triumph - Ashford accident repair centre	1:16.800	7	10	3.197	0.999	92.76
9	56		6	Michael MILLS	Yamaha - A51 Racing	1:16.864	9	9	3.261	0.064	92.69
10	156	C	4	Michael STONE	Kawasaki -	1:17.079	9	10	3.476	0.215	92.43
11	192	C	5	Daniel MOFFA	Triumph - DM Racing	1:17.131	10	10	3.528	0.052	92.37
12	60	C	6	Jack YOUNGE	Yamaha - Chase Timber Products	1:17.219	9	10	3.616	0.088	92.26
13	99		7	Michael SIMMONS	Yamaha - Westcountry Windings	1:17.317	7	10	3.714	0.098	92.14
14	53	C	7	Jason SIGGS	Yamaha - J Siggs Construction	1:17.477	10	10	3.874	0.160	91.95
15	16	C	8	Ollie SHOTTON	Kawasaki -	1:17.579	10	10	3.976	0.102	91.83
16	661	C	9	Cameron HARRIS	Yamaha - HARRIS PERFORMANCE	1:18.240	10	10	4.637	0.661	91.06
17	70	C	10	Chris BURSELL	Triumph - Nuway AV	1:18.553	9	10	4.950	0.313	90.69
18	39	600	1	Max MORGAN	Kawasaki - MSS PERFORMANCE	1:18.966	9	9	5.363	0.413	90.22
19	57		8	Theo RUTTER	Yamaha - Sublime Designs Racing/RRC	1:19.060	8	10	5.457	0.094	90.11
20	80	C	11	Stephen KIMMINGS	Yamaha - S T Engineering	1:19.112	6	10	5.509	0.052	90.05
21	107	600	2	Michael WHEELDON	Triumph -	1:19.376	6	9	5.773	0.264	89.75
22	89		9	David MUNRO	Yamaha - Munro Racing	1:19.862	9	9	6.259	0.486	89.21
23	145		10	Peter MOORE	Honda - Station Garage , Isle of Man	1:19.943	6	9	6.340	0.081	89.12
24	62	C	12	Charlie PATERSON	Yamaha - TBR Performance	1:20.083	7	10	6.480	0.140	88.96
25	143	C	13	Daire PRENDERGAST	Kawasaki -	1:20.568	10	10	6.965	0.485	88.43
26	194	600	3	Liam CRACKNELL	Kawasaki -	1:20.855	9	9	7.252	0.287	88.11
27	42	600	4	Michael ATTWOOD	Yamaha - Moremoto	1:20.945	6	9	7.342	0.090	88.01
28	64	C	14	Rob SALTMER	Yamaha - Universal Tyres & Autocentres	1:21.009	7	10	7.406	0.064	87.94
29	81	C	15	Liam DUFFETT	Triumph -	1:21.073	9	10	7.470	0.064	87.87
30	97	C	16	Julien LIGUORI	Kawasaki - Liguori' Pizza New Forest	1:21.080	8	9	7.477	0.007	87.87
31	21	600	5	Nick WHITCHER	Yamaha -	1:21.460	7	10	7.857	0.380	87.46
32	818	600	6	Alex BARKER	Yamaha - Courtneys Vehicle Logistics & Barker Woodrow	1:21.865	3	3	8.262	0.405	87.02
33	41	C	17	Ian RAE	Triumph - Richie ramsay golf.com	1:22.026	7	8	8.423	0.161	86.85
34	188	600	7	Dawid KRAWIECKI	Yamaha - Code Blue LTD	1:22.061	8	9	8.458	0.035	86.82
35	176	600	8	Steve BEATTIE	Triumph -	1:22.085	6	9	8.482	0.024	86.79
36	100	600	9	Craig HOWTON	Suzuki - Me	1:22.552	9	9	8.949	0.467	86.30
37	2	600	10	Toby TRUNDLE	Triumph - Harris Motorcycles Ltd - Harlow Essex	1:24.339	9	9	10.736	1.787	84.47
38	8	600	11	Dave SAUNDERS	Honda -	1:24.525	9	9	10.922	0.186	84.29
39	69	600	12	Robert WINDEATT	Triumph - L&W Contractors	1:24.782	7	9	11.179	0.257	84.03
40	20	600	13	Matt CLARKE	Kawasaki - Hayley Group PLC	1:24.811	8	9	11.208	0.029	84.00
41	58	C	18	Barry STEWART	Kawasaki -	1:26.172	4	9	12.569	1.361	82.67
42	84	600	14	Phillip McMANAMON	Honda -	1:26.520	7	9	12.917	0.348	82.34
43	55	C	19	Edgar MACHADO	Honda - Build or not build	1:30.789	5	5	17.186	4.269	78.47
44	11		11	Ross DUNSTAN	Suzuki - PRB Racing	1:31.272	5	6	17.669	0.483	78.05
45	24	600	15	Mark REYNOLDS	Yamaha -	1:31.834	8	8	18.231	0.562	77.58
46	199	C	20	Jack GRISTWOOD	Yamaha -	1:32.356	5	8	18.753	0.522	77.14
47	33	600	16	Mark LAWRENCE	Honda - Sarky racing	1:33.320	6	8	19.717	0.964	76.34

*** No. 45 - Fastest lap removed - yellow flag infringement**

Donington Park National
Circuit Length = 1.9790 miles
Start: 12:14 Flag 12:27 End: 12:28

Weather / Track : Cloudy / Dry
These results are provisional until the conclusion of any judicial and technical matters.

Clerk Of Course :		Timekeeper :

Results can be found at www.tsl-timing.com

Printed - 12:29 Saturday, 16 June 2018

BMCRC - MRO Championships 2018 - Rnd 5 @ Donington Park

Team Respro MRO 600 inc Clubman 600 & BMCRC Rookie 600

QUALIFYING - SECTOR ANALYSIS

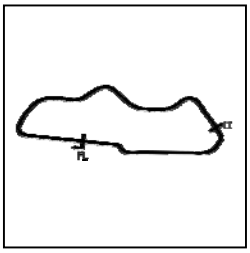

SECTOR 1 = FL to I1, SECTOR 2 = I1 to FL, DIFF = Difference To Personal Best Lap, P = Crossed Finish Line in Pit Lane, D = Time Disallowed

P1 111 Sam SMITH Kawasaki - GBM KAWASAKI

IDEAL LAP TIME : 1:13.603 BEST LAP TIME : 1:13.603 DIFFERENCE : 0.000

LAP	SECTOR 1	SECTOR 2	LAP TIME		MPH	DIFF	TIME OF DAY
1 -	50.283	26.078	1:16.361	(3)	93.30	2.758	12:17:56.797
2 -	50.893	26.643	1:17.536		91.88	3.933	12:19:14.333
3 -	51.139	25.858	1:16.997		92.53	3.394	12:20:31.330
4 -	49.015	26.805	1:15.820	(2)	93.96	2.217	12:21:47.150
5 -	***47.986***	***25.617***	***1:13.603***	**(1)**	***96.79***		***12:23:00.753***
6 -	49.369	IN PIT	1:23.431	**P**	85.39	9.828	12:24:24.184
7 -		27.548	3:28.102		34.23	2:14.499	12:27:52.287

P2 84 C Ben WOTTON Triumph - JJR Triumph/ RJS Services

IDEAL LAP TIME : 1:13.439 BEST LAP TIME : 1:14.058 DIFFERENCE : 0.619

LAP	SECTOR 1	SECTOR 2	LAP TIME		MPH	DIFF	TIME OF DAY
1 -	51.010	26.658	1:17.668		91.73	3.610	12:16:12.875
2 -	48.119	25.939	***1:14.058***	**(1)**	***96.20***		***12:17:26.933***
3 -	49.127	***25.780***	1:14.907		95.11	0.849	12:18:41.840
4 -	***47.659***	27.568	1:15.227		94.70	1.169	12:19:57.067
5 -	49.391	27.985	1:17.376		92.07	3.318	12:21:14.443
6 -	49.475	26.047	1:15.522		94.33	1.464	12:22:29.965
7 -	48.719	25.935	1:14.654	(3)	95.43	0.596	12:23:44.619
8 -	48.113	26.573	1:14.686		95.39	0.628	12:24:59.305
9 -	50.257	26.603	1:16.860		92.69	2.802	12:26:16.165
10 -	48.042	26.571	1:14.613	(2)	95.48	0.555	12:27:30.778
11 -	49.063	26.645	1:15.708		94.10	1.650	12:28:46.486

P3 27 Stuart WICKENS Triumph - Big Tone

IDEAL LAP TIME : 1:14.750 BEST LAP TIME : 1:14.809 DIFFERENCE : 0.059

LAP	SECTOR 1	SECTOR 2	LAP TIME		MPH	DIFF	TIME OF DAY
1 -	54.896	27.824	1:22.720		86.12	7.911	12:16:27.904
2 -	50.396	26.337	1:16.733		92.84	1.924	12:17:44.637
3 -	49.794	26.729	1:16.523		93.10	1.714	12:19:01.160
4 -	49.706	26.445	1:16.151		93.55	1.342	12:20:17.311
5 -	51.003	26.073	1:17.076		92.43	2.267	12:21:34.387
6 -	49.348	28.151	1:17.499		91.93	2.690	12:22:51.886
7 -	***48.713***	26.425	1:15.138	(2)	94.82	0.329	12:24:07.024
8 -	50.928	26.323	1:17.251		92.22	2.442	12:25:24.275
9 -	48.772	***26.037***	***1:14.809***	**(1)**	***95.23***		***12:26:39.084***
10 -	49.275	26.283	1:15.558	(3)	94.29	0.749	12:27:54.642

P4 46 Harry ROWLINGS Triumph - Bernard Elliott racing / Steve Jordan motorcycles

IDEAL LAP TIME : 1:14.643 BEST LAP TIME : 1:14.998 DIFFERENCE : 0.355

LAP	SECTOR 1	SECTOR 2	LAP TIME		MPH	DIFF	TIME OF DAY
1 -	51.023	26.538	1:17.561		91.85	2.563	12:16:13.018
2 -	49.240	***25.969***	1:15.209	(3)	94.73	0.211	12:17:28.227
3 -	49.128	26.002	1:15.130	(2)	94.83	0.132	12:18:43.357
4 -	***48.674***	27.057	1:15.731		94.07	0.733	12:19:59.088
5 -	52.541	27.379	1:19.920		89.14	4.922	12:21:19.008
6 -	50.677	26.908	1:17.585		91.83	2.587	12:22:36.593
7 -	49.387	26.357	1:15.744		94.06	0.746	12:23:52.337
8 -	49.901	26.495	1:16.396		93.25	1.398	12:25:08.733
9 -	48.833	26.165	***1:14.998***	**(1)**	***94.99***		***12:26:23.731***
10 -	50.486	IN PIT	1:27.461	**P**	81.46	12.463	12:27:51.192

P5 45 Ed PEAD Yamaha -

IDEAL LAP TIME : 1:14.295 BEST LAP TIME : 1:15.135 DIFFERENCE : 0.840

LAP	SECTOR 1	SECTOR 2	LAP TIME		MPH	DIFF	TIME OF DAY
1 -	51.169	26.707	1:17.876		91.48	2.741	12:16:12.745
2 -	48.973	26.277	1:15.250	(2)	94.67	0.115	12:17:27.995

Weather / Track : Cloudy / Dry

Donington Park National
Circuit Length = 1.9790 miles
Start: 12:14 Flag 12:27 End: 12:28

BMCRC - MRO Championships 2018 - Rnd 5 @ Donington Park

Team Respro MRO 600 inc Clubman 600 & BMCRC Rookie 600

QUALIFYING - SECTOR ANALYSIS

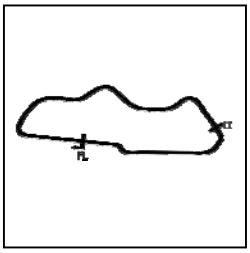

SECTOR 1 = FL to I1, SECTOR 2 = I1 to FL, DIFF = Difference To Personal Best Lap, P = Crossed Finish Line in Pit Lane, D = Time Disallowed

3 -	48.782	26.009	~~1:14.791~~	**D**	95.26		12:18:42.786
4 -	***48.420***	27.822	1:16.242		93.44	1.107	12:19:59.028
5 -	52.247	28.320	1:20.567		88.43	5.432	12:21:19.595
6 -	50.576	27.918	1:18.494		90.76	3.359	12:22:38.089
7 -	49.308	26.227	1:15.535	**(3)**	94.32	0.400	12:23:53.624
8 -	50.594	26.294	1:16.888		92.66	1.753	12:25:10.512
9 -	49.260	***25.875***	***1:15.135***	**(1)**	***94.82***		***12:26:25.647***
10 -	49.505	27.175	1:16.680		92.91	1.545	12:27:42.327

P6 82 C Andrew SMITH

Kawasaki - 5 Club Racing

IDEAL LAP TIME : 1:15.567 BEST LAP TIME : 1:15.567 DIFFERENCE : 0.000

LAP	SECTOR 1	SECTOR 2	LAP TIME		MPH	DIFF	TIME OF DAY
1 -	54.311	27.389	1:21.700		87.20	6.133	12:16:19.801
2 -	52.008	27.023	1:19.031		90.14	3.464	12:17:38.832
3 -	51.731	26.514	1:18.245		91.05	2.678	12:18:57.077
4 -	50.874	26.897	1:17.771		91.61	2.204	12:20:14.848
5 -	50.000	26.983	1:16.983		92.54	1.416	12:21:31.831
6 -	51.418	27.727	1:19.145		90.02	3.578	12:22:50.976
7 -	49.709	27.205	1:16.914	**(3)**	92.63	1.347	12:24:07.890
8 -	51.777	26.501	1:18.278		91.01	2.711	12:25:26.168
9 -	***49.639***	***25.928***	***1:15.567***	**(1)**	***94.28***		***12:26:41.735***
10 -	49.920	26.075	1:15.995	**(2)**	93.75	0.428	12:27:57.730

P7 34 Jason PAGE

Yamaha -

IDEAL LAP TIME : 1:15.801 BEST LAP TIME : 1:15.801 DIFFERENCE : 0.000

LAP	SECTOR 1	SECTOR 2	LAP TIME		MPH	DIFF	TIME OF DAY
1 -	1:00.329	28.692	1:29.021		80.03	13.220	12:16:42.338
2 -	53.321	26.755	1:20.076		88.97	4.275	12:18:02.414
3 -	51.553	27.481	1:19.034		90.14	3.233	12:19:21.448
4 -	50.666	26.579	1:17.245		92.23	1.444	12:20:38.693
5 -	50.095	26.904	1:16.999	**(3)**	92.52	1.198	12:21:55.692
6 -	50.928	26.562	1:17.490		91.94	1.689	12:23:13.182
7 -	50.237	26.157	1:16.394	**(2)**	93.26	0.593	12:24:29.576
8 -	51.149	26.909	1:18.058		91.27	2.257	12:25:47.634
9 -	***49.702***	***26.099***	***1:15.801***	**(1)**	***93.99***		***12:27:03.435***
10 -	50.459	26.585	1:17.044		92.47	1.243	12:28:20.479

P8 17 C Philip BAKER

Triumph - Ashford accident repair centre

IDEAL LAP TIME : 1:16.736 BEST LAP TIME : 1:16.800 DIFFERENCE : 0.064

LAP	SECTOR 1	SECTOR 2	LAP TIME		MPH	DIFF	TIME OF DAY
1 -	59.743	29.144	1:28.887		80.15	12.087	12:16:29.649
2 -	55.937	28.096	1:24.033		84.78	7.233	12:17:53.682
3 -	52.510	28.039	1:20.549		88.45	3.749	12:19:14.231
4 -	53.452	26.965	1:20.417		88.59	3.617	12:20:34.648
5 -	51.884	27.106	1:18.990		90.19	2.190	12:21:53.638
6 -	51.161	26.831	1:17.992		91.35	1.192	12:23:11.630
7 -	50.444	***26.356***	***1:16.800***	**(1)**	***92.76***		***12:24:28.430***
8 -	***50.380***	26.470	1:16.850	**(2)**	92.70	0.050	12:25:45.280
9 -	50.699	26.973	1:17.672	**(3)**	91.72	0.872	12:27:02.952
10 -	51.163	27.479	1:18.642		90.59	1.842	12:28:21.594

P9 56 Michael MILLS

Yamaha - A51 Racing

IDEAL LAP TIME : 1:16.791 BEST LAP TIME : 1:16.864 DIFFERENCE : 0.073

LAP	SECTOR 1	SECTOR 2	LAP TIME		MPH	DIFF	TIME OF DAY
1 -	52.708	27.647	1:20.355		88.66	3.491	12:16:16.619
2 -	51.098	26.894	1:17.992	**(3)**	91.35	1.128	12:17:34.611
3 -	51.452	26.573	1:18.025		91.31	1.161	12:18:52.636
4 -	52.025	27.713	1:19.738		89.35	2.874	12:20:12.374
5 -	51.295	27.247	1:18.542		90.71	1.678	12:21:30.916
6 -	52.029	IN PIT	1:37.383	**P**	73.16	20.519	12:23:08.299

Weather / Track : Cloudy / Dry

Donington Park National
Circuit Length = 1.9790 miles
Start: 12:14 Flag 12:27 End: 12:28

BMCRC - MRO Championships 2018 - Rnd 5 @ Donington Park

Team Respro MRO 600 inc Clubman 600 & BMCRC Rookie 600

QUALIFYING - SECTOR ANALYSIS

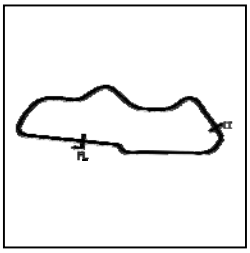

SECTOR 1 = FL to I1, SECTOR 2 = I1 to FL, DIFF = Difference To Personal Best Lap, P = Crossed Finish Line in Pit Lane, D = Time Disallowed

7 -		26.520	2:34.475		46.12	1:17.611	12:25:42.775
8 -	50.938	***26.387***	1:17.325	**(2)**	92.13	0.461	12:27:00.100
9 -	***50.404***	26.460	***1:16.864***	**(1)**	***92.69***		***12:28:16.964***

P10 156 C Michael STONE Kawasaki -

IDEAL LAP TIME : 1:16.777 BEST LAP TIME : 1:17.079 DIFFERENCE : 0.302

LAP	SECTOR 1	SECTOR 2	LAP TIME		MPH	DIFF	TIME OF DAY
1 -	1:00.868	30.983	1:31.851		77.56	14.772	12:16:41.390
2 -	53.076	27.854	1:20.930		88.03	3.851	12:18:02.320
3 -	52.109	26.970	1:19.079		90.09	2.000	12:19:21.399
4 -	50.495	27.245	1:17.740	**(2)**	91.64	0.661	12:20:39.139
5 -	51.573	27.129	1:18.702		90.52	1.623	12:21:57.841
6 -	50.739	27.530	1:18.269		91.02	1.190	12:23:16.110
7 -	51.161	26.677	1:17.838		91.53	0.759	12:24:33.948
8 -	51.199	27.669	1:18.868		90.33	1.789	12:25:52.816
9 -	50.627	***26.452***	***1:17.079***	**(1)**	***92.43***		***12:27:09.895***
10 -	***50.325***	27.465	1:17.790	**(3)**	91.58	0.711	12:28:27.685

P11 192 C Daniel MOFFA Triumph - DM Racing

IDEAL LAP TIME : 1:17.131 BEST LAP TIME : 1:17.131 DIFFERENCE : 0.000

LAP	SECTOR 1	SECTOR 2	LAP TIME		MPH	DIFF	TIME OF DAY
1 -	1:04.666	30.896	1:35.562		74.55	18.431	12:16:40.623
2 -	55.961	28.764	1:24.725		84.09	7.594	12:18:05.348
3 -	54.261	28.562	1:22.823		86.02	5.692	12:19:28.171
4 -	51.290	27.292	1:18.582		90.66	1.451	12:20:46.753
5 -	50.943	27.456	1:18.399	**(2)**	90.87	1.268	12:22:05.152
6 -	51.668	27.485	1:19.153		90.01	2.022	12:23:24.305
7 -	51.623	27.766	1:19.389		89.74	2.258	12:24:43.694
8 -	52.290	27.172	1:19.462		89.66	2.331	12:26:03.156
9 -	51.549	26.851	1:18.400	**(3)**	90.87	1.269	12:27:21.556
10 -	***50.314***	***26.817***	***1:17.131***	**(1)**	***92.37***		***12:28:38.687***

P12 60 C Jack YOUNGE Yamaha - Chase Timber Products

IDEAL LAP TIME : 1:16.992 BEST LAP TIME : 1:17.219 DIFFERENCE : 0.227

LAP	SECTOR 1	SECTOR 2	LAP TIME		MPH	DIFF	TIME OF DAY
1 -	1:00.382	29.547	1:29.929		79.22	12.710	12:16:35.576
2 -	54.409	28.129	1:22.538		86.31	5.319	12:17:58.114
3 -	52.560	27.671	1:20.231		88.80	3.012	12:19:18.345
4 -	52.804	27.356	1:20.160		88.88	2.941	12:20:38.505
5 -	51.839	27.872	1:19.711		89.38	2.492	12:21:58.216
6 -	51.563	27.006	1:18.569		90.68	1.350	12:23:16.785
7 -	50.945	26.782	1:17.727	**(2)**	91.66	0.508	12:24:34.512
8 -	50.423	27.502	1:17.925		91.42	0.706	12:25:52.437
9 -	50.545	***26.674***	***1:17.219***	**(1)**	***92.26***		***12:27:09.656***
10 -	***50.318***	27.558	1:17.876	**(3)**	91.48	0.657	12:28:27.532

P13 99 Michael SIMMONS Yamaha - Westcountry Windings

IDEAL LAP TIME : 1:17.317 BEST LAP TIME : 1:17.317 DIFFERENCE : 0.000

LAP	SECTOR 1	SECTOR 2	LAP TIME		MPH	DIFF	TIME OF DAY
1 -	54.485	27.465	1:21.950		86.93	4.633	12:16:18.919
2 -	52.536	27.035	1:19.571		89.53	2.254	12:17:38.490
3 -	51.703	27.075	1:18.778		90.43	1.461	12:18:57.268
4 -	52.126	27.469	1:19.595		89.51	2.278	12:20:16.863
5 -	51.818	26.869	1:18.687		90.54	1.370	12:21:35.550
6 -	51.125	27.862	1:18.987		90.20	1.670	12:22:54.537
7 -	***50.552***	***26.765***	***1:17.317***	**(1)**	***92.14***		***12:24:11.854***
8 -	51.038	27.314	1:18.352	**(3)**	90.93	1.035	12:25:30.206
9 -	50.634	27.460	1:18.094	**(2)**	91.23	0.777	12:26:48.300
10 -	51.472	27.062	1:18.534		90.72	1.217	12:28:06.834

Weather / Track : Cloudy / Dry

Donington Park National
Circuit Length = 1.9790 miles
Start: 12:14 Flag 12:27 End: 12:28

BMCRC - MRO Championships 2018 - Rnd 5 @ Donington Park

Team Respro MRO 600 inc Clubman 600 & BMCRC Rookie 600

QUALIFYING - SECTOR ANALYSIS

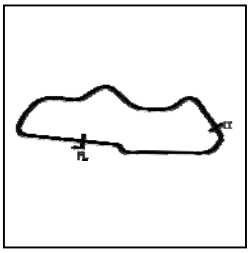

SECTOR 1 = FL to I1, SECTOR 2 = I1 to FL, DIFF = Difference To Personal Best Lap, P = Crossed Finish Line in Pit Lane, D = Time Disallowed

P14 53 C Jason SIGGS Yamaha - J Siggs Construction

IDEAL LAP TIME : 1:17.477 BEST LAP TIME : 1:17.477 DIFFERENCE : 0.000

LAP	SECTOR 1	SECTOR 2	LAP TIME	MPH	DIFF	TIME OF DAY
1 -	58.461	29.385	1:27.846	81.10	10.369	12:16:31.518
2 -	53.747	27.457	1:21.204	87.73	3.727	12:17:52.722
3 -	53.301	27.371	1:20.672	88.31	3.195	12:19:13.394
4 -	52.918	27.264	1:20.182	88.85	2.705	12:20:33.576
5 -	53.039	27.879	1:20.918	88.04	3.441	12:21:54.494
6 -	52.962	27.159	1:20.121	88.92	2.644	12:23:14.615
7 -	52.313	27.448	1:19.761	89.32	2.284	12:24:34.376
8 -	51.787	27.890	1:19.677 **(3)**	89.41	2.200	12:25:54.053
9 -	51.097	27.159	1:18.256 **(2)**	91.04	0.779	12:27:12.309
10 -	***50.678***	***26.799***	***1:17.477*** **(1)**	***91.95***		***12:28:29.786***

P15 16 C Ollie SHOTTON Kawasaki -

IDEAL LAP TIME : 1:17.550 BEST LAP TIME : 1:17.579 DIFFERENCE : 0.029

LAP	SECTOR 1	SECTOR 2	LAP TIME	MPH	DIFF	TIME OF DAY
1 -	58.295	29.636	1:27.931	81.02	10.352	12:16:27.892
2 -	55.598	28.246	1:23.844	84.97	6.265	12:17:51.736
3 -	53.593	28.170	1:21.763	87.13	4.184	12:19:13.499
4 -	53.409	27.289	1:20.698	88.28	3.119	12:20:34.197
5 -	52.791	27.435	1:20.226	88.80	2.647	12:21:54.423
6 -	52.026	27.170	1:19.196	89.96	1.617	12:23:13.619
7 -	51.610	***26.621***	1:18.231 **(2)**	91.07	0.652	12:24:31.850
8 -	52.481	27.788	1:20.269	88.75	2.690	12:25:52.119
9 -	52.087	26.950	1:19.037 **(3)**	90.14	1.458	12:27:11.156
10 -	***50.929***	26.650	***1:17.579*** **(1)**	***91.83***		***12:28:28.735***

P16 661 C Cameron HARRIS Yamaha - HARRIS PERFORMANCE

IDEAL LAP TIME : 1:18.240 BEST LAP TIME : 1:18.240 DIFFERENCE : 0.000

LAP	SECTOR 1	SECTOR 2	LAP TIME	MPH	DIFF	TIME OF DAY
1 -	56.294	28.679	1:24.973	83.84	6.733	12:16:28.819
2 -	54.958	28.280	1:23.238	85.59	4.998	12:17:52.057
3 -	53.574	28.275	1:21.849	87.04	3.609	12:19:13.906
4 -	53.629	27.677	1:21.306	87.62	3.066	12:20:35.212
5 -	52.293	28.752	1:21.045	87.90	2.805	12:21:56.257
6 -	51.915	28.086	1:20.001	89.05	1.761	12:23:16.258
7 -	51.788	27.477	1:19.265 **(2)**	89.88	1.025	12:24:35.523
8 -	51.704	27.568	1:19.272 **(3)**	89.87	1.032	12:25:54.795
9 -	52.633	27.331	1:19.964	89.09	1.724	12:27:14.759
10 -	***51.025***	***27.215***	***1:18.240*** **(1)**	***91.06***		***12:28:32.999***

P17 70 C Chris BURSELL Triumph - Nuway AV

IDEAL LAP TIME : 1:17.918 BEST LAP TIME : 1:18.553 DIFFERENCE : 0.635

LAP	SECTOR 1	SECTOR 2	LAP TIME	MPH	DIFF	TIME OF DAY
1 -	55.729	27.378	1:23.107	85.72	4.554	12:16:23.698
2 -	52.205	27.006	1:19.211	89.94	0.658	12:17:42.909
3 -	51.314	27.702	1:19.016	90.16	0.463	12:19:01.925
4 -	52.191	27.208	1:19.399	89.73	0.846	12:20:21.324
5 -	52.243	***26.731***	1:18.974 **(3)**	90.21	0.421	12:21:40.298
6 -	52.457	26.879	1:19.336	89.80	0.783	12:22:59.634
7 -	53.545	27.015	1:20.560	88.43	2.007	12:24:20.194
8 -	52.968	27.010	1:19.978	89.08	1.425	12:25:40.172
9 -	***51.187***	27.366	***1:18.553*** **(1)**	***90.69***		***12:26:58.725***
10 -	51.753	27.125	1:18.878 **(2)**	90.32	0.325	12:28:17.603

P18 39 600 Max MORGAN Kawasaki - MSS PERFORMANCE

IDEAL LAP TIME : 1:18.966 BEST LAP TIME : 1:18.966 DIFFERENCE : 0.000

LAP	SECTOR 1	SECTOR 2	LAP TIME	MPH	DIFF	TIME OF DAY

Weather / Track : Cloudy / Dry

Donington Park National
Circuit Length = 1.9790 miles
Start: 12:14 Flag 12:27 End: 12:28

BMCRC - MRO Championships 2018 - Rnd 5 @ Donington Park

Team Respro MRO 600 inc Clubman 600 & BMCRC Rookie 600

QUALIFYING - SECTOR ANALYSIS

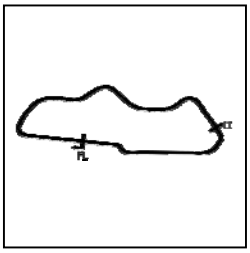

SECTOR 1 = FL to I1, SECTOR 2 = I1 to FL, DIFF = Difference To Personal Best Lap, P = Crossed Finish Line in Pit Lane, D = Time Disallowed

1 -	1:03.122	31.569	1:34.691	75.24	15.725	12:16:41.462
2 -	55.503	28.596	1:24.099	84.71	5.133	12:18:05.561
3 -	53.670	29.308	1:22.978	85.86	4.012	12:19:28.539
4 -	52.594	27.809	1:20.403 **(3)**	88.61	1.437	12:20:48.942
5 -	52.661	27.559	1:20.220 **(2)**	88.81	1.254	12:22:09.162
6 -	51.809	30.510	1:22.319	86.54	3.353	12:23:31.481
7 -	58.062	29.622	1:27.684	81.25	8.718	12:24:59.165
8 -	53.183	28.050	1:21.233	87.70	2.267	12:26:20.398
9 -	***51.623***	***27.343***	***1:18.966*** **(1)**	***90.22***		***12:27:39.364***

P19 57 Theo RUTTER — Yamaha - Sublime Designs Racing/RRC

IDEAL LAP TIME : 1:18.670 BEST LAP TIME : 1:19.060 DIFFERENCE : 0.390

LAP	SECTOR 1	SECTOR 2	LAP TIME	MPH	DIFF	TIME OF DAY
1 -	54.720	28.109	1:22.829	86.01	3.769	12:16:20.289
2 -	53.351	28.108	1:21.459	87.46	2.399	12:17:41.748
3 -	52.137	28.025	1:20.162	88.87	1.102	12:19:01.910
4 -	52.894	28.083	1:20.977	87.98	1.917	12:20:22.887
5 -	52.801	27.625	1:20.426	88.58	1.366	12:21:43.313
6 -	52.189	27.586	1:19.775 **(2)**	89.30	0.715	12:23:03.088
7 -	52.343	27.825	1:20.168	88.87	1.108	12:24:23.256
8 -	***51.656***	27.404	***1:19.060*** **(1)**	***90.11***		***12:25:42.316***
9 -	52.939	***27.014***	1:19.953	89.11	0.893	12:27:02.269
10 -	51.921	28.016	1:19.937 **(3)**	89.12	0.877	12:28:22.206

P20 80 C Stephen KIMMINGS — Yamaha - S T Engineering

IDEAL LAP TIME : 1:18.958 BEST LAP TIME : 1:19.112 DIFFERENCE : 0.154

LAP	SECTOR 1	SECTOR 2	LAP TIME	MPH	DIFF	TIME OF DAY
1 -	54.200	27.773	1:21.973	86.91	2.861	12:16:18.762
2 -	54.027	27.826	1:21.853	87.04	2.741	12:17:40.615
3 -	***51.757***	27.398	1:19.155 **(2)**	90.00	0.043	12:18:59.770
4 -	52.628	27.518	1:20.146	88.89	1.034	12:20:19.916
5 -	51.967	***27.201***	1:19.168 **(3)**	89.99	0.056	12:21:39.084
6 -	51.886	27.226	***1:19.112*** **(1)**	***90.05***		***12:22:58.196***
7 -	53.687	27.732	1:21.419	87.50	2.307	12:24:19.615
8 -	52.112	27.441	1:19.553	89.55	0.441	12:25:39.168
9 -	52.753	28.013	1:20.766	88.21	1.654	12:26:59.934
10 -	51.966	27.616	1:19.582	89.52	0.470	12:28:19.516

P21 107 600 Michael WHEELDON — Triumph -

IDEAL LAP TIME : 1:18.948 BEST LAP TIME : 1:19.376 DIFFERENCE : 0.428

LAP	SECTOR 1	SECTOR 2	LAP TIME	MPH	DIFF	TIME OF DAY
1 -	1:04.793	31.008	1:35.801	74.36	16.425	12:16:46.764
2 -	57.528	28.849	1:26.377	82.48	7.001	12:18:13.141
3 -	52.576	27.624	1:20.200	88.83	0.824	12:19:33.341
4 -	53.629	27.871	1:21.500	87.41	2.124	12:20:54.841
5 -	52.437	27.341	1:19.778 **(3)**	89.30	0.402	12:22:14.619
6 -	***51.692***	27.684	***1:19.376*** **(1)**	***89.75***		***12:23:33.995***
7 -	55.456	28.321	1:23.777	85.04	4.401	12:24:57.772
8 -	55.188	28.133	1:23.321	85.50	3.945	12:26:21.093
9 -	52.428	***27.256***	1:19.684 **(2)**	89.41	0.308	12:27:40.777

P22 89 David MUNRO — Yamaha - Munro Racing

IDEAL LAP TIME : 1:19.832 BEST LAP TIME : 1:19.862 DIFFERENCE : 0.030

LAP	SECTOR 1	SECTOR 2	LAP TIME	MPH	DIFF	TIME OF DAY
1 -	1:05.032	31.568	1:36.600	73.75	16.738	12:16:45.817
2 -	56.104	28.714	1:24.818	83.99	4.956	12:18:10.635
3 -	54.287	28.284	1:22.571	86.28	2.709	12:19:33.206
4 -	53.536	28.401	1:21.937	86.95	2.075	12:20:55.143
5 -	53.063	***27.553***	1:20.616 **(3)**	88.37	0.754	12:22:15.759
6 -	53.256	27.766	1:21.022	87.93	1.160	12:23:36.781

Weather / Track : Cloudy / Dry

Donington Park National
Circuit Length = 1.9790 miles
Start: 12:14 Flag 12:27 End: 12:28

BMCRC - MRO Championships 2018 - Rnd 5 @ Donington Park

Team Respro MRO 600 inc Clubman 600 & BMCRC Rookie 600

QUALIFYING - SECTOR ANALYSIS

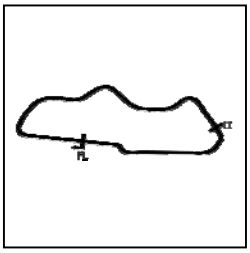

SECTOR 1 = FL to I1, SECTOR 2 = I1 to FL, DIFF = Difference To Personal Best Lap, P = Crossed Finish Line in Pit Lane, D = Time Disallowed

7 -	53.903	28.186	1:22.089	86.79	2.227	12:24:58.870
8 -	52.618	27.797	1:20.415 (2)	88.59	0.553	12:26:19.285
9 -	***52.279***	27.583	***1:19.862 (1)***	***89.21***		***12:27:39.147***

P23 145 Peter MOORE Honda - Station Garage , Isle of Man

IDEAL LAP TIME : 1:19.852 BEST LAP TIME : 1:19.943 DIFFERENCE : 0.091

LAP	SECTOR 1	SECTOR 2	LAP TIME	MPH	DIFF	TIME OF DAY
1 -	1:00.961	32.049	1:33.010	76.60	13.067	12:16:49.787
2 -	59.187	30.558	1:29.745	79.38	9.802	12:18:19.532
3 -	58.346	29.871	1:28.217	80.76	8.274	12:19:47.749
4 -	54.146	28.594	1:22.740	86.10	2.797	12:21:10.489
5 -	54.189	27.831	1:22.020	86.86	2.077	12:22:32.509
6 -	52.357	***27.586***	***1:19.943 (1)***	***89.12***		***12:23:52.452***
7 -	53.716	28.378	1:22.094	86.78	2.151	12:25:14.546
8 -	***52.266***	27.906	1:20.172 (2)	88.86	0.229	12:26:34.718
9 -	52.998	27.738	1:20.736 (3)	88.24	0.793	12:27:55.454

P24 62 C Charlie PATERSON Yamaha - TBR Performance

IDEAL LAP TIME : 1:19.554 BEST LAP TIME : 1:20.083 DIFFERENCE : 0.529

LAP	SECTOR 1	SECTOR 2	LAP TIME	MPH	DIFF	TIME OF DAY
1 -	1:01.444	30.192	1:31.636	77.74	11.553	12:16:37.227
2 -	55.584	29.384	1:24.968	83.85	4.885	12:18:02.195
3 -	54.584	28.647	1:23.231	85.60	3.148	12:19:25.426
4 -	52.616	28.183	1:20.799	88.17	0.716	12:20:46.225
5 -	52.325	27.770	1:20.095 (2)	88.95	0.012	12:22:06.320
6 -	52.284	28.205	1:20.489	88.51	0.406	12:23:26.809
7 -	***52.228***	27.855	***1:20.083 (1)***	***88.96***		***12:24:46.892***
8 -	52.597	27.526	1:20.123 (3)	88.92	0.040	12:26:07.015
9 -	52.911	***27.326***	1:20.237	88.79	0.154	12:27:27.252
10 -	52.981	28.409	1:21.390	87.53	1.307	12:28:48.642

P25 143 C Daire PRENDERGAST Kawasaki -

IDEAL LAP TIME : 1:20.415 BEST LAP TIME : 1:20.568 DIFFERENCE : 0.153

LAP	SECTOR 1	SECTOR 2	LAP TIME	MPH	DIFF	TIME OF DAY
1 -	58.613	29.622	1:28.235	80.74	7.667	12:16:31.244
2 -	55.854	28.350	1:24.204	84.61	3.636	12:17:55.448
3 -	54.531	27.873	1:22.404	86.45	1.836	12:19:17.852
4 -	54.347	28.949	1:23.296	85.53	2.728	12:20:41.148
5 -	53.750	27.804	1:21.554	87.36	0.986	12:22:02.702
6 -	53.375	27.492	1:20.867 (3)	88.10	0.299	12:23:23.569
7 -	53.427	27.460	1:20.887	88.08	0.319	12:24:44.456
8 -	53.512	***27.286***	1:20.798 (2)	88.17	0.230	12:26:05.254
9 -	55.599	27.453	1:23.052	85.78	2.484	12:27:28.306
10 -	***53.129***	27.439	***1:20.568 (1)***	***88.43***		***12:28:48.874***

P26 194 600 Liam CRACKNELL Kawasaki -

IDEAL LAP TIME : 1:20.595 BEST LAP TIME : 1:20.855 DIFFERENCE : 0.260

LAP	SECTOR 1	SECTOR 2	LAP TIME	MPH	DIFF	TIME OF DAY
1 -	1:01.799	30.759	1:32.558	76.97	11.703	12:16:35.549
2 -	56.982	29.122	1:26.104	82.74	5.249	12:18:01.653
3 -	55.018	28.640	1:23.658	85.16	2.803	12:19:25.311
4 -	54.139	28.692	1:22.831	86.01	1.976	12:20:48.142
5 -	54.135	28.176	1:22.311	86.55	1.456	12:22:10.453
6 -	53.251	28.455	1:21.706 (3)	87.19	0.851	12:23:32.159
7 -	57.778	28.674	1:26.452	82.41	5.597	12:24:58.611
8 -	***52.441***	28.894	1:21.335 (2)	87.59	0.480	12:26:19.946
9 -	52.701	***28.154***	***1:20.855 (1)***	***88.11***		***12:27:40.801***

Weather / Track : Cloudy / Dry

Donington Park National
Circuit Length = 1.9790 miles
Start: 12:14 Flag 12:27 End: 12:28

BMCRC - MRO Championships 2018 - Rnd 5 @ Donington Park

Team Respro MRO 600 inc Clubman 600 & BMCRC Rookie 600

QUALIFYING - SECTOR ANALYSIS

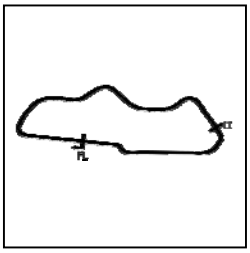

SECTOR 1 = FL to I1, SECTOR 2 = I1 to FL, DIFF = Difference To Personal Best Lap, P = Crossed Finish Line in Pit Lane, D = Time Disallowed

P27 42 600 Michael ATTWOOD Yamaha - Moremoto

IDEAL LAP TIME : 1:20.672 BEST LAP TIME : 1:20.945 DIFFERENCE : 0.273

LAP	SECTOR 1	SECTOR 2	LAP TIME	MPH	DIFF	TIME OF DAY
1 -	1:03.745	30.378	1:34.123	75.69	13.178	12:16:39.846
2 -	56.036	28.797	1:24.833	83.98	3.888	12:18:04.679
3 -	54.384	29.068	1:23.452	85.37	2.507	12:19:28.131
4 -	54.502	28.146	1:22.648	86.20	1.703	12:20:50.779
5 -	53.452	***28.008***	1:21.460 **(2)**	87.46	0.515	12:22:12.239
6 -	***52.664***	28.281	***1:20.945*** **(1)**	***88.01***		***12:23:33.184***
7 -	55.823	28.727	1:24.550	84.26	3.605	12:24:57.734
8 -	53.159	29.342	1:22.501	86.35	1.556	12:26:20.235
9 -	53.479	28.296	1:21.775 **(3)**	87.12	0.830	12:27:42.010

P28 64 C Rob SALTMER Yamaha - Universal Tyres & Autocentres

IDEAL LAP TIME : 1:20.776 BEST LAP TIME : 1:21.009 DIFFERENCE : 0.233

LAP	SECTOR 1	SECTOR 2	LAP TIME	MPH	DIFF	TIME OF DAY
1 -	58.743	30.072	1:28.815	80.21	7.806	12:16:27.865
2 -	56.775	28.995	1:25.770	83.06	4.761	12:17:53.635
3 -	53.838	28.209	1:22.047	86.83	1.038	12:19:15.682
4 -	53.395	***27.890***	1:21.285 **(3)**	87.65	0.276	12:20:36.967
5 -	53.890	28.596	1:22.486	86.37	1.477	12:21:59.453
6 -	54.261	28.470	1:22.731	86.11	1.722	12:23:22.184
7 -	***52.886***	28.123	***1:21.009*** **(1)**	***87.94***		***12:24:43.193***
8 -	53.304	27.958	1:21.262 **(2)**	87.67	0.253	12:26:04.455
9 -	53.248	28.202	1:21.450	87.47	0.441	12:27:25.905
10 -	53.264	28.471	1:21.735	87.16	0.726	12:28:47.640

P29 81 C Liam DUFFETT Triumph -

IDEAL LAP TIME : 1:20.668 BEST LAP TIME : 1:21.073 DIFFERENCE : 0.405

LAP	SECTOR 1	SECTOR 2	LAP TIME	MPH	DIFF	TIME OF DAY
1 -	58.483	28.698	1:27.181	81.72	6.108	12:16:25.460
2 -	55.525	28.462	1:23.987	84.83	2.914	12:17:49.447
3 -	55.034	28.459	1:23.493	85.33	2.420	12:19:12.940
4 -	55.109	28.155	1:23.264	85.56	2.191	12:20:36.204
5 -	53.934	28.493	1:22.427	86.43	1.354	12:21:58.631
6 -	54.772	28.439	1:23.211	85.62	2.138	12:23:21.842
7 -	53.905	27.772	1:21.677 **(3)**	87.22	0.604	12:24:43.519
8 -	53.953	27.649	1:21.602 **(2)**	87.30	0.529	12:26:05.121
9 -	53.805	***27.268***	***1:21.073*** **(1)**	***87.87***		***12:27:26.194***
10 -	***53.400***	28.952	1:22.352	86.51	1.279	12:28:48.546

P30 97 C Julien LIGUORI Kawasaki - Liguori' Pizza New Forest

IDEAL LAP TIME : 1:21.080 BEST LAP TIME : 1:21.080 DIFFERENCE : 0.000

LAP	SECTOR 1	SECTOR 2	LAP TIME	MPH	DIFF	TIME OF DAY
1 -	1:00.457	37.853	1:38.310	72.47	17.230	12:16:55.947
2 -	56.432	29.379	1:25.811	83.02	4.731	12:18:21.758
3 -	57.701	30.157	1:27.858	81.09	6.778	12:19:49.616
4 -	54.886	29.704	1:24.590	84.22	3.510	12:21:14.206
5 -	55.547	29.596	1:25.143	83.67	4.063	12:22:39.349
6 -	54.198	29.334	1:23.532 **(3)**	85.29	2.452	12:24:02.881
7 -	55.340	28.927	1:24.267	84.54	3.187	12:25:27.148
8 -	***52.644***	***28.436***	***1:21.080*** **(1)**	***87.87***		***12:26:48.228***
9 -	54.060	28.961	1:23.021 **(2)**	85.81	1.941	12:28:11.249

P31 21 600 Nick WHITCHER Yamaha -

IDEAL LAP TIME : 1:21.433 BEST LAP TIME : 1:21.460 DIFFERENCE : 0.027

LAP	SECTOR 1	SECTOR 2	LAP TIME	MPH	DIFF	TIME OF DAY
1 -	1:00.158	29.551	1:29.709	79.41	8.249	12:16:29.387
2 -	55.967	28.823	1:24.790	84.02	3.330	12:17:54.177

Weather / Track : Cloudy / Dry

Donington Park National
Circuit Length = 1.9790 miles
Start: 12:14 Flag 12:27 End: 12:28

BMCRC - MRO Championships 2018 - Rnd 5 @ Donington Park

Team Respro MRO 600 inc Clubman 600 & BMCRC Rookie 600

QUALIFYING - SECTOR ANALYSIS

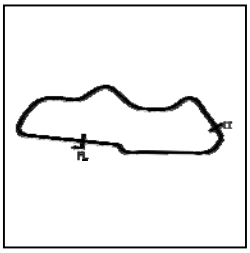

SECTOR 1 = FL to I1, SECTOR 2 = I1 to FL, DIFF = Difference To Personal Best Lap, P = Crossed Finish Line in Pit Lane, D = Time Disallowed

3 -	54.483	28.254	1:22.737		86.11	1.277	12:19:16.914
4 -	54.558	28.744	1:23.302		85.52	1.842	12:20:40.216
5 -	54.033	28.680	1:22.713		86.13	1.253	12:22:02.929
6 -	55.662	28.922	1:24.584		84.23	3.124	12:23:27.513
7 -	53.469	***27.991***	***1:21.460***	**(1)**	***87.46***		***12:24:48.973***
8 -	54.404	28.084	1:22.488		86.37	1.028	12:26:11.461
9 -	53.966	28.200	1:22.166	**(3)**	86.71	0.706	12:27:33.627
10 -	***53.442***	28.178	1:21.620	**(2)**	87.29	0.160	12:28:55.247

P32 818 600 Alex BARKER Yamaha - Courtneys Vehicle Logistics & Barker Woodrow Archit

IDEAL LAP TIME : 1:19.668 BEST LAP TIME : 1:21.865 DIFFERENCE : 2.197

LAP	SECTOR 1	SECTOR 2	LAP TIME		MPH	DIFF	TIME OF DAY
1 -	1:02.900	29.408	1:32.308	**(3)**	77.18	10.443	12:16:37.940
2 -	55.002	29.012	1:24.014	**(2)**	84.80	2.149	12:18:01.954
3 -	54.352	***27.513***	***1:21.865***	**(1)**	***87.02***		***12:19:23.819***

P33 41 C Ian RAE Triumph - Richie ramsay golf.com

IDEAL LAP TIME : 1:21.759 BEST LAP TIME : 1:22.026 DIFFERENCE : 0.267

LAP	SECTOR 1	SECTOR 2	LAP TIME		MPH	DIFF	TIME OF DAY
1 -	55.924	29.636	1:25.560		83.27	3.534	12:18:31.233
2 -	56.160	29.870	1:26.030		82.81	4.004	12:19:57.263
3 -	56.357	30.327	1:26.684		82.19	4.658	12:21:23.947
4 -	1:00.009	31.307	1:31.316		78.02	9.290	12:22:55.263
5 -	56.205	29.267	1:25.472		83.35	3.446	12:24:20.735
6 -	53.352	28.890	1:22.242	**(3)**	86.63	0.216	12:25:42.977
7 -	53.391	***28.635***	***1:22.026***	**(1)**	***86.85***		***12:27:05.003***
8 -	***53.124***	29.075	1:22.199	**(2)**	86.67	0.173	12:28:27.202

P34 188 600 Dawid KRAWIECKI Yamaha - Code Blue LTD

IDEAL LAP TIME : 1:21.966 BEST LAP TIME : 1:22.061 DIFFERENCE : 0.095

LAP	SECTOR 1	SECTOR 2	LAP TIME		MPH	DIFF	TIME OF DAY
1 -	1:00.830	IN PIT	1:45.748	**P**	67.37	23.687	12:17:06.297
2 -	OUTLAP	29.060	1:28.142		80.83	6.081	12:18:34.439
3 -	54.254	29.112	1:23.366		85.46	1.305	12:19:57.805
4 -	59.113	29.884	1:28.997		80.05	6.936	12:21:26.802
5 -	57.433	30.171	1:27.604		81.32	5.543	12:22:54.406
6 -	55.335	28.925	1:24.260		84.55	2.199	12:24:18.666
7 -	54.152	***28.586***	1:22.738	**(3)**	86.11	0.677	12:25:41.404
8 -	***53.380***	28.681	***1:22.061***	**(1)**	***86.82***		***12:27:03.465***
9 -	53.851	28.809	1:22.660	**(2)**	86.19	0.599	12:28:26.125

P35 176 600 Steve BEATTIE Triumph -

IDEAL LAP TIME : 1:21.996 BEST LAP TIME : 1:22.085 DIFFERENCE : 0.089

LAP	SECTOR 1	SECTOR 2	LAP TIME		MPH	DIFF	TIME OF DAY
1 -	1:04.037	32.746	1:36.783		73.61	14.698	12:16:49.293
2 -	58.986	30.501	1:29.487		79.61	7.402	12:18:18.780
3 -	58.697	30.150	1:28.847		80.19	6.762	12:19:47.627
4 -	56.363	30.021	1:26.384		82.47	4.299	12:21:14.011
5 -	54.968	29.221	1:24.189		84.62	2.104	12:22:38.200
6 -	***53.424***	28.661	***1:22.085***	**(1)**	***86.79***		***12:24:00.285***
7 -	54.360	29.728	1:24.088		84.72	2.003	12:25:24.373
8 -	54.501	28.947	1:23.448	**(2)**	85.37	1.363	12:26:47.821
9 -	55.319	***28.572***	1:23.891	**(3)**	84.92	1.806	12:28:11.712

P36 100 600 Craig HOWTON Suzuki - Me

IDEAL LAP TIME : 1:22.520 BEST LAP TIME : 1:22.552 DIFFERENCE : 0.032

LAP	SECTOR 1	SECTOR 2	LAP TIME		MPH	DIFF	TIME OF DAY
1 -	1:03.642	31.498	1:35.140		74.88	12.588	12:16:41.631
2 -	55.651	29.562	1:25.213		83.60	2.661	12:18:06.844

Weather / Track : Cloudy / Dry

Donington Park National
Circuit Length = 1.9790 miles
Start: 12:14 Flag 12:27 End: 12:28

BMCRC - MRO Championships 2018 - Rnd 5 @ Donington Park

Team Respro MRO 600 inc Clubman 600 & BMCRC Rookie 600

QUALIFYING - SECTOR ANALYSIS

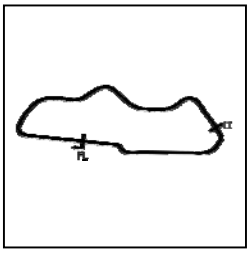

SECTOR 1 = FL to I1, SECTOR 2 = I1 to FL, DIFF = Difference To Personal Best Lap, P = Crossed Finish Line in Pit Lane, D = Time Disallowed

3 -	54.906	28.676	1:23.582		85.24	1.030	12:19:30.426
4 -	59.568	29.115	1:28.683		80.33	6.131	12:20:59.109
5 -	55.642	29.002	1:24.644		84.17	2.092	12:22:23.753
6 -	***54.057***	28.717	1:22.774	**(2)**	86.07	0.222	12:23:46.527
7 -	54.249	28.888	1:23.137	**(3)**	85.69	0.585	12:25:09.664
8 -	54.752	28.888	1:23.640		85.18	1.088	12:26:33.304
9 -	54.089	***28.463***	***1:22.552***	**(1)**	***86.30***		***12:27:55.856***

P37 2 600 Toby TRUNDLE

Triumph - Harris Motorcycles Ltd - Harlow Essex

IDEAL LAP TIME : 1:24.339 BEST LAP TIME : 1:24.339 DIFFERENCE : 0.000

LAP	SECTOR 1	SECTOR 2	LAP TIME		MPH	DIFF	TIME OF DAY
1 -			1:39.386		71.68	15.047	12:16:47.668
2 -	1:00.118	30.326	1:30.444		78.77	6.105	12:18:18.112
3 -	58.513	29.489	1:28.002		80.96	3.663	12:19:46.114
4 -			1:26.716		82.16	2.377	12:21:12.830
5 -	56.452	29.836	1:26.288		82.56	1.949	12:22:39.118
6 -	56.024	28.827	1:24.851	**(2)**	83.96	0.512	12:24:03.969
7 -			1:26.009		82.83	1.670	12:25:29.978
8 -	55.971	29.036	1:25.007	**(3)**	83.81	0.668	12:26:54.985
9 -	***55.800***	***28.539***	***1:24.339***	**(1)**	***84.47***		***12:28:19.324***

P38 8 600 Dave SAUNDERS

Honda -

IDEAL LAP TIME : 1:24.106 BEST LAP TIME : 1:24.525 DIFFERENCE : 0.419

LAP	SECTOR 1	SECTOR 2	LAP TIME		MPH	DIFF	TIME OF DAY
1 -	1:05.259	31.347	1:36.606		73.74	12.081	12:16:42.135
2 -	56.013	29.126	1:25.139		83.68	0.614	12:18:07.274
3 -	55.607	29.286	1:24.893	**(2)**	83.92	0.368	12:19:32.167
4 -	55.631	29.652	1:25.283		83.54	0.758	12:20:57.450
5 -	56.835	30.089	1:26.924		81.96	2.399	12:22:24.374
6 -	56.288	29.255	1:25.543		83.28	1.018	12:23:49.917
7 -	55.898	29.696	1:25.594		83.23	1.069	12:25:15.511
8 -	56.273	***28.781***	1:25.054	**(3)**	83.76	0.529	12:26:40.565
9 -	***55.325***	29.200	***1:24.525***	**(1)**	***84.29***		***12:28:05.090***

P39 69 600 Robert WINDEATT

Triumph - L&W Contractors

IDEAL LAP TIME : 1:24.630 BEST LAP TIME : 1:24.782 DIFFERENCE : 0.152

LAP	SECTOR 1	SECTOR 2	LAP TIME		MPH	DIFF	TIME OF DAY
1 -	1:05.163	32.629	1:37.792		72.85	13.010	12:16:49.539
2 -	1:01.792	29.801	1:31.593		77.78	6.811	12:18:21.132
3 -	58.082	30.099	1:28.181		80.79	3.399	12:19:49.313
4 -	56.966	29.780	1:26.746		82.13	1.964	12:21:16.059
5 -	56.546	29.527	1:26.073		82.77	1.291	12:22:42.132
6 -	57.060	28.879	1:25.939	**(3)**	82.90	1.157	12:24:08.071
7 -	55.993	***28.789***	***1:24.782***	**(1)**	***84.03***		***12:25:32.853***
8 -	56.361	28.863	1:25.224	**(2)**	83.59	0.442	12:26:58.077
9 -	***55.841***	30.151	1:25.992		82.85	1.210	12:28:24.069

P40 20 600 Matt CLARKE

Kawasaki - Hayley Group PLC

IDEAL LAP TIME : 1:24.600 BEST LAP TIME : 1:24.811 DIFFERENCE : 0.211

LAP	SECTOR 1	SECTOR 2	LAP TIME		MPH	DIFF	TIME OF DAY
1 -	1:04.993	32.738	1:37.731		72.90	12.920	12:16:49.027
2 -	59.573	30.653	1:30.226		78.96	5.415	12:18:19.253
3 -	59.125	29.824	1:28.949		80.09	4.138	12:19:48.202
4 -	56.786	29.612	1:26.398		82.46	1.587	12:21:14.600
5 -	55.598	29.389	1:24.987	**(3)**	83.83	0.176	12:22:39.587
6 -	56.063	***29.011***	1:25.074		83.74	0.263	12:24:04.661
7 -	56.410	29.605	1:26.015		82.83	1.204	12:25:30.676
8 -	55.692	29.119	***1:24.811***	**(1)**	***84.00***		***12:26:55.487***
9 -	***55.589***	29.285	1:24.874	**(2)**	83.94	0.063	12:28:20.361

Weather / Track : Cloudy / Dry

Donington Park National
Circuit Length = 1.9790 miles
Start: 12:14 Flag 12:27 End: 12:28

BMCRC - MRO Championships 2018 - Rnd 5 @ Donington Park

Team Respro MRO 600 inc Clubman 600 & BMCRC Rookie 600

QUALIFYING - SECTOR ANALYSIS

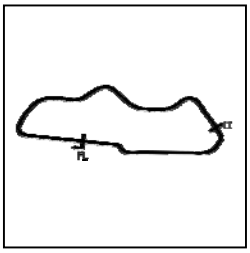

SECTOR 1 = FL to I1, SECTOR 2 = I1 to FL, DIFF = Difference To Personal Best Lap, P = Crossed Finish Line in Pit Lane, D = Time Disallowed

P41 58 C Barry STEWART Kawasaki -

IDEAL LAP TIME : 1:25.681 BEST LAP TIME : 1:26.172 DIFFERENCE : 0.491

LAP	SECTOR 1	SECTOR 2	LAP TIME	MPH	DIFF	TIME OF DAY
1 -	1:04.606	31.188	1:35.794	74.37	9.622	12:16:45.295
2 -	57.887	***29.919***	1:27.806	81.14	1.634	12:18:13.101
3 -	56.867	30.026	1:26.893 **(2)**	81.99	0.721	12:19:39.994
4 -	***55.762***	30.410	***1:26.172*** **(1)**	***82.67***		***12:21:06.166***
5 -	58.800	30.413	1:29.213	79.86	3.041	12:22:35.379
6 -	56.709	30.425	1:27.134 **(3)**	81.76	0.962	12:24:02.513
7 -	57.277	30.198	1:27.475	81.44	1.303	12:25:29.988
8 -	57.814	32.497	1:30.311	78.89	4.139	12:27:00.299
9 -	56.771	30.726	1:27.497	81.42	1.325	12:28:27.796

P42 84 600 Phillip McMANAMON Honda -

IDEAL LAP TIME : 1:26.493 BEST LAP TIME : 1:26.520 DIFFERENCE : 0.027

LAP	SECTOR 1	SECTOR 2	LAP TIME	MPH	DIFF	TIME OF DAY
1 -	1:05.182	32.497	1:37.679	72.93	11.159	12:16:45.686
2 -	1:02.324	32.319	1:34.643	75.27	8.123	12:18:20.329
3 -	59.254	31.990	1:31.244	78.08	4.724	12:19:51.573
4 -	1:00.468	31.566	1:32.034	77.41	5.514	12:21:23.607
5 -	59.679	32.752	1:32.431	77.08	5.911	12:22:56.038
6 -	59.920	31.557	1:31.477	77.88	4.957	12:24:27.515
7 -	56.433	***30.087***	***1:26.520*** **(1)**	***82.34***		***12:25:54.035***
8 -	***56.406***	30.363	1:26.769 **(2)**	82.11	0.249	12:27:20.804
9 -	57.067	30.671	1:27.738 **(3)**	81.20	1.218	12:28:48.542

P43 55 C Edgar MACHADO Honda - Build or not build

IDEAL LAP TIME : 1:30.789 BEST LAP TIME : 1:30.789 DIFFERENCE : 0.000

LAP	SECTOR 1	SECTOR 2	LAP TIME	MPH	DIFF	TIME OF DAY
1 -	1:09.378	33.443	1:42.821	69.29	12.032	12:17:12.070
2 -	1:05.256	32.667	1:37.923	72.75	7.134	12:18:49.993
3 -	1:03.592	31.371	1:34.963 **(3)**	75.02	4.174	12:20:24.956
4 -	1:02.355	30.603	1:32.958 **(2)**	76.64	2.169	12:21:57.914
5 -	***1:00.542***	***30.247***	***1:30.789*** **(1)**	***78.47***		***12:23:28.703***

P44 11 Ross DUNSTAN Suzuki - PRB Racing

IDEAL LAP TIME : 1:30.739 BEST LAP TIME : 1:31.272 DIFFERENCE : 0.533

LAP	SECTOR 1	SECTOR 2	LAP TIME	MPH	DIFF	TIME OF DAY
1 -	1:04.163	32.128	1:36.291	73.99	5.019	12:16:46.176
2 -	1:01.070	***30.808***	1:31.878 **(2)**	77.54	0.606	12:18:18.054
3 -	1:00.995	32.038	1:33.033	76.58	1.761	12:19:51.087
4 -	1:00.422	31.465	1:31.887 **(3)**	77.53	0.615	12:21:22.974
5 -	***59.931***	31.341	***1:31.272*** **(1)**	***78.05***		***12:22:54.246***
6 -	1:00.034	IN PIT	1:46.788 **P**	66.71	15.516	12:24:41.034

P45 24 600 Mark REYNOLDS Yamaha -

IDEAL LAP TIME : 1:31.834 BEST LAP TIME : 1:31.834 DIFFERENCE : 0.000

LAP	SECTOR 1	SECTOR 2	LAP TIME	MPH	DIFF	TIME OF DAY
1 -	1:07.404	33.765	1:41.169	70.42	9.335	12:16:48.598
2 -	1:03.017	32.749	1:35.766	74.39	3.932	12:18:24.364
3 -	1:02.192	50.532	1:52.724	63.20	20.890	12:20:17.088
4 -	1:02.717	32.449	1:35.166	74.86	3.332	12:21:52.254
5 -	1:01.612	32.417	1:34.029 **(2)**	75.77	2.195	12:23:26.283
6 -	1:01.431	33.255	1:34.686	75.24	2.852	12:25:00.969
7 -	1:01.432	32.649	1:34.081 **(3)**	75.72	2.247	12:26:35.050
8 -	***1:00.239***	***31.595***	***1:31.834*** **(1)**	***77.58***		***12:28:06.884***

Weather / Track : Cloudy / Dry

Donington Park National
Circuit Length = 1.9790 miles
Start: 12:14 Flag 12:27 End: 12:28

BMCRC - MRO Championships 2018 - Rnd 5 @ Donington Park

Team Respro MRO 600 inc Clubman 600 & BMCRC Rookie 600

QUALIFYING - SECTOR ANALYSIS

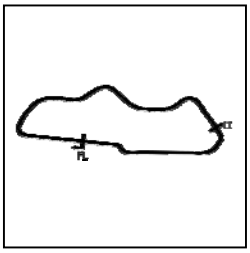

SECTOR 1 = FL to I1, SECTOR 2 = I1 to FL, DIFF = Difference To Personal Best Lap, P = Crossed Finish Line in Pit Lane, D = Time Disallowed

P46 199 C Jack GRISTWOOD Yamaha -

IDEAL LAP TIME : 1:31.599 BEST LAP TIME : 1:32.356 DIFFERENCE : 0.757

LAP	SECTOR 1	SECTOR 2	LAP TIME		MPH	DIFF	TIME OF DAY
1 -	1:04.492	33.176	1:37.668		72.94	5.312	12:16:42.293
2 -	1:01.917	31.812	1:33.729		76.01	1.373	12:18:16.022
3 -	1:01.213	32.056	1:33.269		76.38	0.913	12:19:49.291
4 -	1:01.165	31.688	1:32.853	**(3)**	76.73	0.497	12:21:22.144
5 -	***1:00.355***	32.001	***1:32.356***	**(1)**	***77.14***		***12:22:54.500***
6 -	1:01.260	***31.244***	1:32.504	**(2)**	77.01	0.148	12:24:27.004
7 -	1:01.063	32.786	1:33.849		75.91	1.493	12:26:00.853
8 -	1:01.989	IN PIT	1:44.745	**P**	68.01	12.389	12:27:45.598

P47 33 600 Mark LAWRENCE Honda - Sarky racing

IDEAL LAP TIME : 1:32.804 BEST LAP TIME : 1:33.320 DIFFERENCE : 0.516

LAP	SECTOR 1	SECTOR 2	LAP TIME		MPH	DIFF	TIME OF DAY
1 -	1:08.492	35.315	1:43.807		68.63	10.487	12:16:49.848
2 -	1:02.983	33.084	1:36.067		74.16	2.747	12:18:25.915
3 -	1:01.881	32.817	1:34.698		75.23	1.378	12:20:00.613
4 -	1:01.142	32.983	1:34.125	**(3)**	75.69	0.805	12:21:34.738
5 -	1:02.845	33.338	1:36.183		74.07	2.863	12:23:10.921
6 -	***1:00.662***	32.658	***1:33.320***	**(1)**	***76.34***		***12:24:44.241***
7 -	1:01.252	***32.142***	1:33.394	**(2)**	76.28	0.074	12:26:17.635
8 -	1:02.687	32.562	1:35.249		74.80	1.929	12:27:52.884

Weather / Track : Cloudy / Dry

Donington Park National
Circuit Length = 1.9790 miles
Start: 12:14 Flag 12:27 End: 12:28

BMCRC - MRO Championships 2018 - Rnd 5 @ Donington Park

Team Respro MRO 600 inc Clubman 600 & BMCRC Rookie 600

QUALIFYING - BEST SECTORS

SECTOR 1				SECTOR 2			IDEAL / BEST COMPARISON					
POS	NO	NAME	TIME	NO	NAME	TIME	POS	NO	NAME	IDEAL	BEST	DIFF
									PERFECT LAP	1:13.276		
1	84	WOTTON	47.659	111	SMITH	25.617	1	84	WOTTON	1:13.439	1:14.058	0.619
2	111	SMITH	47.986	84	WOTTON	25.780	2	111	SMITH	1:13.603	1:13.603	0.000
3	45	PEAD	48.420	45	PEAD	25.875	3	45	PEAD	1:14.295	1:15.135	0.840
4	46	ROWLINGS	48.674	82	SMITH	25.928	4	46	ROWLINGS	1:14.643	1:14.998	0.355
5	27	WICKENS	48.713	46	ROWLINGS	25.969	5	27	WICKENS	1:14.750	1:14.809	0.059
6	82	SMITH	49.639	27	WICKENS	26.037	6	82	SMITH	1:15.567	1:15.567	0.000
7	34	PAGE	49.702	34	PAGE	26.099	7	34	PAGE	1:15.801	1:15.801	0.000
8	192	MOFFA	50.314	17	BAKER	26.356	8	17	BAKER	1:16.736	1:16.800	0.064
9	60	YOUNGE	50.318	56	MILLS	26.387	9	156	STONE	1:16.777	1:17.079	0.302
10	156	STONE	50.325	156	STONE	26.452	10	56	MILLS	1:16.791	1:16.864	0.073
11	17	BAKER	50.380	16	SHOTTON	26.621	11	60	YOUNGE	1:16.992	1:17.219	0.227
12	56	MILLS	50.404	60	YOUNGE	26.674	12	192	MOFFA	1:17.131	1:17.131	0.000
13	99	SIMMONS	50.552	70	BURSELL	26.731	13	99	SIMMONS	1:17.317	1:17.317	0.000
14	53	SIGGS	50.678	99	SIMMONS	26.765	14	53	SIGGS	1:17.477	1:17.477	0.000
15	16	SHOTTON	50.929	53	SIGGS	26.799	15	16	SHOTTON	1:17.550	1:17.579	0.029
16	661	HARRIS	51.025	192	MOFFA	26.817	16	70	BURSELL	1:17.918	1:18.553	0.635
17	70	BURSELL	51.187	57	RUTTER	27.014	17	661	HARRIS	1:18.240	1:18.240	0.000
18	39	MORGAN	51.623	80	KIMMINGS	27.201	18	57	RUTTER	1:18.670	1:19.060	0.390
19	57	RUTTER	51.656	661	HARRIS	27.215	19	107	WHEELDON	1:18.948	1:19.376	0.428
20	107	WHEELDON	51.692	107	WHEELDON	27.256	20	80	KIMMINGS	1:18.958	1:19.112	0.154
21	80	KIMMINGS	51.757	81	DUFFETT	27.268	21	39	MORGAN	1:18.966	1:18.966	0.000
22	818	BARKER	52.155	143	PRENDERGAST	27.286	22	62	PATERSON	1:19.554	1:20.083	0.529
23	62	PATERSON	52.228	62	PATERSON	27.326	23	818	BARKER	1:19.668	1:21.865	2.197
24	145	MOORE	52.266	39	MORGAN	27.343	24	89	MUNRO	1:19.832	1:19.862	0.030
25	89	MUNRO	52.279	818	BARKER	27.513	25	145	MOORE	1:19.852	1:19.943	0.091
26	194	CRACKNELL	52.441	89	MUNRO	27.553	26	143	PRENDERGAST	1:20.415	1:20.568	0.153
27	97	LIGUORI	52.644	145	MOORE	27.586	27	194	CRACKNELL	1:20.595	1:20.855	0.260
28	42	ATTWOOD	52.664	64	SALTMER	27.890	28	81	DUFFETT	1:20.668	1:21.073	0.405
29	64	SALTMER	52.886	21	WHITCHER	27.991	29	42	ATTWOOD	1:20.672	1:20.945	0.273
30	41	RAE	53.124	42	ATTWOOD	28.008	30	64	SALTMER	1:20.776	1:21.009	0.233
31	143	PRENDERGAST	53.129	194	CRACKNELL	28.154	31	97	LIGUORI	1:21.080	1:21.080	0.000
32	188	KRAWIECKI	53.380	97	LIGUORI	28.436	32	21	WHITCHER	1:21.433	1:21.460	0.027
33	81	DUFFETT	53.400	100	HOWTON	28.463	33	41	RAE	1:21.759	1:22.026	0.267
34	176	BEATTIE	53.424	2	TRUNDLE	28.539	34	188	KRAWIECKI	1:21.966	1:22.061	0.095
35	21	WHITCHER	53.442	176	BEATTIE	28.572	35	176	BEATTIE	1:21.996	1:22.085	0.089
36	100	HOWTON	54.057	188	KRAWIECKI	28.586	36	100	HOWTON	1:22.520	1:22.552	0.032
37	8	SAUNDERS	55.325	41	RAE	28.635	37	8	SAUNDERS	1:24.106	1:24.525	0.419
38	20	CLARKE	55.589	8	SAUNDERS	28.781	38	2	TRUNDLE	1:24.339	1:24.339	0.000
39	58	STEWART	55.762	69	WINDEATT	28.789	39	20	CLARKE	1:24.600	1:24.811	0.211
40	2	TRUNDLE	55.800	20	CLARKE	29.011	40	69	WINDEATT	1:24.630	1:24.782	0.152
41	69	WINDEATT	55.841	58	STEWART	29.919	41	58	STEWART	1:25.681	1:26.172	0.491
42	84	McMANAMON	56.406	84	McMANAMON	30.087	42	84	McMANAMON	1:26.493	1:26.520	0.027
43	11	DUNSTAN	59.931	55	MACHADO	30.247	43	11	DUNSTAN	1:30.739	1:31.272	0.533
44	24	REYNOLDS	1:00.239	11	DUNSTAN	30.808	44	55	MACHADO	1:30.789	1:30.789	0.000
45	199	GRISTWOOD	1:00.355	199	GRISTWOOD	31.244	45	199	GRISTWOOD	1:31.599	1:32.356	0.757
46	55	MACHADO	1:00.542	24	REYNOLDS	31.595	46	24	REYNOLDS	1:31.834	1:31.834	0.000
47	33	LAWRENCE	1:00.662	33	LAWRENCE	32.142	47	33	LAWRENCE	1:32.804	1:33.320	0.516

Weather / Track : Cloudy / Dry

Donington Park National
Circuit Length = 1.9790 miles
Start: 12:14 Flag 12:27 End: 12:28

Results can be found at www.tsl-timing.com

Printed - 12:30 Saturday, 16 June 2018

BMCRC - MRO Championships 2018 - Rnd 5 @ Donington Park

Reactive Parts MRO Powerbikes inc BG Products Clubman 1000 & BMCRC Rookie 1000

QUALIFYING - CLASSIFICATION

POS	NO	CL	PIC	NAME	ENTRY	TIME	ON	LAPS	GAP	DIFF	MPH
1	33		1	Michael NEEVES	BMW - Prime Factors Racing	1:12.750	10	12			97.93
2	76		2	Jason BYARD	Suzuki - May Construction	1:12.817	8	9	0.067	0.067	97.84
3	166		3	Ryan GIBSON	Suzuki - JMC	1:13.184	11	12	0.434	0.367	97.35
4	133		4	Ben NEEVES	BMW -	1:13.207	7	11	0.457	0.023	97.32
5	40	C	1	Aiden PATMORE	Kawasaki - SW Roofing	1:13.253	6	9	0.503	0.046	97.26
6	10	C	2	Paul WILBY	Yamaha - MOREMOTO	1:13.364	10	12	0.614	0.111	97.11
7	2*		5	Peter BAKER	Kawasaki -	1:13.430	5	9	0.680	0.066	97.02
8	62	C	3	Kevin SILVAIN	Yamaha - KSAUTOS	1:13.470	11	11	0.720	0.040	96.97
9	32		6	Martin MORRIS	Kawasaki - Morris Racing, Resolve, S.R. Hobby	1:14.498	10	10	1.748	1.028	95.63
10	147	C	4	Antony MOORE	Kawasaki - specsavers hull	1:14.583	9	12	1.833	0.085	95.52
11	75		7	Peter WOODALL	BMW - Core Projects Ltd	1:14.738	7	10	1.988	0.155	95.32
12	175	1000	1	Mark KENDLE	Kawasaki - LiMAR OILTOOLS	1:14.837	11	12	2.087	0.099	95.20
13	27	C	5	Dan COX	Yamaha - GWC Joinery LTD/ DC Paintworx	1:14.840	7	11	2.090	0.003	95.19
14	8		8	John COUGHLAN	Aprilia - BIKERSWORLD	1:14.920	12	12	2.170	0.080	95.09
15	15	C	6	Mariusz SIEMIENIUK-JUZWIUK	BMW - BELMONT AUTO SERVICE	1:14.926	6	12	2.176	0.006	95.08
16	195	1000	2	Glenn WALSH	Kawasaki - GW ELECTRICAL	1:15.227	9	11	2.477	0.301	94.70
17	37	C	7	Aldo MORELLO	Yamaha - Bitstocks & Reveal	1:15.557	12	12	2.807	0.330	94.29
18	110	1000	3	Peter GUNN	BMW - Cannons BMW Motorrad	1:15.800	10	10	3.050	0.243	93.99
19	28	C	8	Kelvin HOARE	Kawasaki - Southern and Country Roofing Ltd	1:15.930	5	9	3.180	0.130	93.83
20	272	1000	4	Daniel JOHNSON	BMW -	1:15.949	6	12	3.199	0.019	93.80
21	18	C	9	Lee LONGSTAFF	Yamaha - SMC GARAGE	1:16.039	6	9	3.289	0.090	93.69
22	9	C	10	Mark O'BRIEN	Ducati - obrienhifi.com	1:16.110	7	10	3.360	0.071	93.60
23	57	C	11	David MILLS	Kawasaki - A51 Racing	1:16.257	5	10	3.507	0.147	93.42
24	55	C	12	Paul GARNER	Yamaha - A51 Racing	1:16.293	8	10	3.543	0.036	93.38
25	42		9	Andy HORNBY	Kawasaki -	1:16.408	5	10	3.658	0.115	93.24
26	36	C	13	James LYON	Suzuki - Digitive Ltd	1:16.465	12	12	3.715	0.057	93.17
27	88*	1000	5	Adrian CUFF	Honda - Qwikfast	1:16.755	10	10	4.005	0.290	92.82
28	161	C	14	Dean ANDERSON	Honda - FOG Racing	1:17.441	10	11	4.691	0.686	92.00
29	303	C	15	Adam NORTON	Honda - Cozens Smith Fabrication	1:17.597	6	8	4.847	0.156	91.81
30	25	C	16	Louis BARTLETT	Kawasaki -	1:17.734	8	10	4.984	0.137	91.65
31	333	C	17	Andrew HOUGHTON	Kawasaki - Greenham Kawasaki	1:17.747	7	9	4.997	0.013	91.63
32	39	C	18	Shane ADAMS	Kawasaki - SEMS	1:17.759	8	10	5.009	0.012	91.62
33	12		10	David COMBRINCK	Honda -	1:17.812	9	11	5.062	0.053	91.56
34	82	1000	7	Matthew HAWKINS	Yamaha -	1:17.895	11	12	5.145	0.083	91.46
35	46	C	19	Simon GATES	Kawasaki - Team Kawafati	1:18.224	11	11	5.474	0.329	91.08
36	50	1000	8	Dan WELFORD	Suzuki - SEG Sussex Electric Gates/ Vistec systems	1:18.941	10	11	6.191	0.717	90.25
37	646	1000	9	Sukhminder RAI	Aprilia - Asian Sensation	1:18.965	8	11	6.215	0.024	90.22
38	129	C	20	Gareth MACKEY	Kawasaki - MSM Contracts	1:19.348	9	11	6.598	0.383	89.78
39	45	C	21	John GORDON	BMW - Flash Racing	1:20.863	8	11	8.113	1.515	88.10
40	118	1000	10	Daniel THOMPSON	Suzuki -	1:21.308	11	11	8.558	0.445	87.62
41	74	C	22	Andrew BURKE	Honda -	1:21.723	10	11	8.973	0.415	87.18
42	59	1000	11	Dave NESTER	Bmw -	1:21.874	8	8	9.124	0.151	87.01
43	501	C	23	Steve MOSES	Kawasaki - Gemini Property Group Ltd	1:21.901	10	11	9.151	0.027	86.99
44	128	1000	12	Kevin CLARKE	Suzuki -	1:24.042	2	2	11.292	2.141	84.77
45	25	1000	13	Mark HART	Suzuki - Barista 23, Elmwood Coachworks, ripley carriage	1:29.089	2	2	16.339	5.047	79.97

*** No. 2 - Fastest lap removed - yellow flag infringement**

Donington Park National
Circuit Length = 1.9790 miles
Start: 12:45 Flag 13:04 End: 13:08

Weather / Track : Bright / Dry
These results are provisional until the conclusion of any judicial and technical matters.

Clerk Of Course :		Timekeeper :

Results can be found at www.tsl-timing.com

Printed - 13:09 Saturday, 16 June 2018

BMCRC - MRO Championships 2018 - Rnd 5 @ Donington Park

Reactive Parts MRO Powerbikes inc BG Products Clubman 1000 & BMCRC Rookie 1000

QUALIFYING - SECTOR ANALYSIS

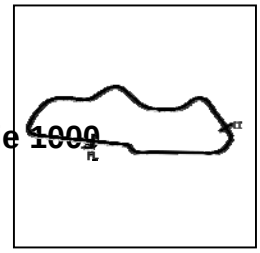

SECTOR 1 = FL to I1, SECTOR 2 = I1 to FL, DIFF = Difference To Personal Best Lap, P = Crossed Finish Line in Pit Lane, D = Time Disallowed

P1 33 Michael NEEVES BMW - Prime Factors Racing

IDEAL LAP TIME : 1:12.597 BEST LAP TIME : 1:12.750 DIFFERENCE : 0.153

LAP	SECTOR 1	SECTOR 2	LAP TIME		MPH	DIFF	TIME OF DAY
1 -	53.142	26.251	1:19.393		89.73	6.643	12:46:58.450
2 -	49.158	25.821	1:14.979		95.02	2.229	12:48:13.429
3 -	48.276	25.121	1:13.397		97.06	0.647	12:49:26.826
4 -	***47.729***	25.371	1:13.100	**(3)**	97.46	0.350	12:50:39.926
5 -	1:01.072	3:02.516	4:03.588		29.24	2:50.838	12:54:43.514
6 -	55.107	25.904	1:21.011		87.94	8.261	12:56:04.525
7 -	48.967	25.339	1:14.306		95.88	1.556	12:57:18.831
8 -	48.319	24.937	1:13.256		97.25	0.506	12:58:32.087
9 -	48.487	25.106	1:13.593		96.81	0.843	12:59:45.680
10 -	47.882	***24.868***	***1:12.750***	**(1)**	***97.93***		***13:00:58.430***
11 -	48.009	25.045	1:13.054	**(2)**	97.52	0.304	13:02:11.484
12 -	49.016	IN PIT	1:21.939	**P**	86.94	9.189	13:03:33.423

P2 76 Jason BYARD Suzuki - May Construction

IDEAL LAP TIME : 1:12.678 BEST LAP TIME : 1:12.817 DIFFERENCE : 0.139

LAP	SECTOR 1	SECTOR 2	LAP TIME		MPH	DIFF	TIME OF DAY
1 -		28.459	1:38.753		72.14	25.936	12:48:39.624
2 -	51.255	26.815	1:18.070		91.25	5.253	12:49:57.694
3 -		26.716	6:44.820		17.59	5:32.003	12:56:42.514
4 -	49.997	25.656	1:15.653		94.17	2.836	12:57:58.167
5 -	49.162	25.955	1:15.117	**(3)**	94.84	2.300	12:59:13.284
6 -	50.537	26.618	1:17.155		92.34	4.338	13:00:30.439
7 -	49.679	***25.237***	1:14.916	**(2)**	95.10	2.099	13:01:45.355
8 -	***47.441***	25.376	***1:12.817***	**(1)**	***97.84***		***13:02:58.172***
9 -	49.301	26.087	1:15.388		94.50	2.571	13:04:13.560

P3 166 Ryan GIBSON Suzuki - JMC

IDEAL LAP TIME : 1:12.996 BEST LAP TIME : 1:13.184 DIFFERENCE : 0.188

LAP	SECTOR 1	SECTOR 2	LAP TIME		MPH	DIFF	TIME OF DAY
1 -	53.787	27.321	1:21.108		87.84	7.924	12:47:05.256
2 -	50.044	25.790	1:15.834		93.95	2.650	12:48:21.090
3 -	49.210	25.779	1:14.989		95.00	1.805	12:49:36.079
4 -			5:11.576		22.86	3:58.392	12:54:47.655
5 -	55.672	27.079	1:22.751		86.09	9.567	12:56:10.406
6 -	48.965	25.538	1:14.503		95.62	1.319	12:57:24.909
7 -	48.630	26.123	1:14.753		95.30	1.569	12:58:39.662
8 -	49.015	26.288	1:15.303		94.61	2.119	12:59:54.965
9 -	48.481	25.818	1:14.299		95.89	1.115	13:01:09.264
10 -	***47.686***	25.540	1:13.226	**(2)**	97.29	0.042	13:02:22.490
11 -	47.874	***25.310***	***1:13.184***	**(1)**	***97.35***		***13:03:35.674***
12 -	48.230	25.516	1:13.746	**(3)**	96.61	0.562	13:04:49.420

P4 133 Ben NEEVES BMW -

IDEAL LAP TIME : 1:12.772 BEST LAP TIME : 1:13.207 DIFFERENCE : 0.435

LAP	SECTOR 1	SECTOR 2	LAP TIME		MPH	DIFF	TIME OF DAY
1 -	56.755	27.073	1:23.828		84.99	10.621	12:47:12.648
2 -	50.105	25.593	1:15.698		94.11	2.491	12:48:28.346
3 -	48.442	26.653	1:15.095		94.87	1.888	12:49:43.441
4 -			5:00.500		23.70	3:47.293	12:54:43.941
5 -	52.740	25.544	1:18.284		91.01	5.077	12:56:02.225
6 -	***47.475***	25.753	1:13.228	**(2)**	97.29	0.021	12:57:15.453
7 -	47.826	25.381	***1:13.207***	**(1)**	***97.32***		***12:58:28.660***
8 -	48.016	***25.297***	1:13.313	**(3)**	97.18	0.106	12:59:41.973
9 -	47.928	25.789	1:13.717		96.64	0.510	13:00:55.690
10 -	47.846	25.700	1:13.546		96.87	0.339	13:02:09.236
11 -	50.915	IN PIT	1:24.446	**P**	84.36	11.239	13:03:33.682

Weather / Track : Bright / Dry

Donington Park National
Circuit Length = 1.9790 miles
Start: 12:45 Flag 13:04 End: 13:08

BMCRC - MRO Championships 2018 - Rnd 5 @ Donington Park

Reactive Parts MRO Powerbikes inc BG Products Clubman 1000 & BMCRC Rookie 1000

QUALIFYING - SECTOR ANALYSIS

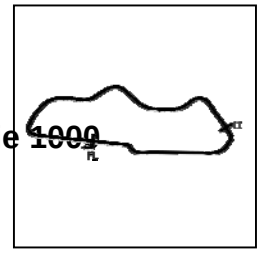

SECTOR 1 = FL to I1, SECTOR 2 = I1 to FL, DIFF = Difference To Personal Best Lap, P = Crossed Finish Line in Pit Lane, D = Time Disallowed

P5 40 C Aiden PATMORE Kawasaki - SW Roofing

IDEAL LAP TIME : 1:13.253 BEST LAP TIME : 1:13.253 DIFFERENCE : 0.000

LAP	SECTOR 1	SECTOR 2	LAP TIME	MPH	DIFF	TIME OF DAY
1 -	55.375	27.211	1:22.586	86.26	9.333	12:47:31.883
2 -	50.845	26.942	1:17.787	91.59	4.534	12:48:49.670
3 -	50.729	26.290	1:17.019	92.50	3.766	12:50:06.689
4 -	1:02.821	25.776	5:54.781	20.08	4:41.528	12:56:01.470
5 -	47.927	25.838	1:13.765 (3)	96.58	0.512	12:57:15.235
6 -	***47.758***	***25.495***	***1:13.253 (1)***	***97.26***		***12:58:28.488***
7 -	48.022	25.648	1:13.670 (2)	96.71	0.417	12:59:42.158
8 -	1:14.978	IN PIT	1:45.975 P	67.22	32.722	13:01:28.133
9 -		25.625	2:36.846	45.42	1:23.593	13:04:04.980

P6 10 C Paul WILBY Yamaha - MOREMOTO

IDEAL LAP TIME : 1:13.187 BEST LAP TIME : 1:13.364 DIFFERENCE : 0.177

LAP	SECTOR 1	SECTOR 2	LAP TIME	MPH	DIFF	TIME OF DAY
1 -	54.452	26.922	1:21.374	87.55	8.010	12:47:05.970
2 -	50.592	26.287	1:16.879	92.67	3.515	12:48:22.849
3 -	49.458	25.590	1:15.048	94.93	1.684	12:49:37.897
4 -			5:12.233	22.81	3:58.869	12:54:50.130
5 -	58.079	26.498	1:24.577	84.23	11.213	12:56:14.707
6 -	49.534	26.844	1:16.378	93.28	3.014	12:57:31.085
7 -	48.516	26.193	1:14.709	95.36	1.345	12:58:45.794
8 -	48.640	25.371	1:14.011 (3)	96.26	0.647	12:59:59.805
9 -	48.323	***25.288***	1:13.611 (2)	96.78	0.247	13:01:13.416
10 -	***47.899***	25.465	***1:13.364 (1)***	***97.11***		***13:02:26.780***
11 -	48.529	25.501	1:14.030	96.23	0.666	13:03:40.810
12 -	48.389	25.786	1:14.175	96.05	0.811	13:04:54.985

P7 2 Peter BAKER Kawasaki -

IDEAL LAP TIME : 1:11.674 BEST LAP TIME : 1:13.430 DIFFERENCE : 1.756

LAP	SECTOR 1	SECTOR 2	LAP TIME	MPH	DIFF	TIME OF DAY
1 -		28.566	1:39.472	71.62	26.042	12:48:39.560
2 -	50.030	27.682	1:17.712	91.68	4.282	12:49:57.272
3 -		26.213	6:43.553	17.65	5:30.123	12:56:40.825
4 -	48.065	25.568	1:13.633 (2)	96.75	0.203	12:57:54.458
5 -	47.946	25.484	***1:13.430 (1)***	***97.02***		***12:59:07.888***
6 -	47.316	35.285	1:22.601	86.25	9.171	13:00:30.489
7 -	50.590	25.773	1:16.363	93.29	2.933	13:01:46.852
8 -	***46.582***	***25.092***	~~1:11.674~~ D	99.40		13:02:58.526
9 -	48.125	25.926	1:14.051 (3)	96.21	0.621	13:04:12.577

P8 62 C Kevin SILVAIN Yamaha - KSAUTOS

IDEAL LAP TIME : 1:13.370 BEST LAP TIME : 1:13.470 DIFFERENCE : 0.100

LAP	SECTOR 1	SECTOR 2	LAP TIME	MPH	DIFF	TIME OF DAY
1 -	54.108	26.110	1:20.218	88.81	6.748	12:47:07.823
2 -	49.933	26.375	1:16.308	93.36	2.838	12:48:24.131
3 -	49.563	26.151	1:15.714	94.09	2.244	12:49:39.845
4 -		25.958	6:46.267	17.53	5:32.797	12:56:26.112
5 -	49.335	25.821	1:15.156	94.79	1.686	12:57:41.268
6 -	49.668	25.795	1:15.463	94.41	1.993	12:58:56.731
7 -	48.516	25.344	1:13.860 (2)	96.46	0.390	13:00:10.591
8 -	48.431	25.912	1:14.343	95.83	0.873	13:01:24.934
9 -	49.326	25.401	1:14.727	95.34	1.257	13:02:39.661
10 -	48.629	25.472	1:14.101 (3)	96.14	0.631	13:03:53.762
11 -	48.203	***25.267***	***1:13.470 (1)***	***96.97***		***13:05:07.232***

Weather / Track : Bright / Dry

Donington Park National
Circuit Length = 1.9790 miles
Start: 12:45 Flag 13:04 End: 13:08

BMCRC - MRO Championships 2018 - Rnd 5 @ Donington Park

Reactive Parts MRO Powerbikes inc BG Products Clubman 1000 & BMCRC Rookie 1000

QUALIFYING - SECTOR ANALYSIS

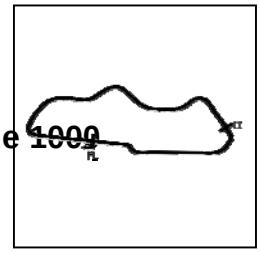

SECTOR 1 = FL to I1, SECTOR 2 = I1 to FL, DIFF = Difference To Personal Best Lap, P = Crossed Finish Line in Pit Lane, D = Time Disallowed

P9 32 Martin MORRIS — Kawasaki - Morris Racing, Resolve, S.R. Hobby

IDEAL LAP TIME : 1:14.498 BEST LAP TIME : 1:14.498 DIFFERENCE : 0.000

LAP	SECTOR 1	SECTOR 2	LAP TIME	MPH	DIFF	TIME OF DAY
1 -	58.447	28.300	1:26.747	82.13	12.249	12:47:16.046
2 -	52.903	26.915	1:19.818	89.26	5.320	12:48:35.864
3 -	53.758	27.885	1:21.643	87.26	7.145	12:49:57.507
4 -		27.833	6:31.952	18.17	5:17.454	12:56:29.459
5 -	52.056	26.188	1:18.244	91.05	3.746	12:57:47.703
6 -	52.140	25.798	1:17.938	91.41	3.440	12:59:05.641
7 -	49.405	26.219	1:15.624 **(3)**	94.21	1.126	13:00:21.265
8 -	49.212	26.412	1:15.624 **(3)**	94.21	1.126	13:01:36.889
9 -	49.371	25.796	1:15.167 **(2)**	94.78	0.669	13:02:52.056
10 -	***48.771***	***25.727***	***1:14.498*** **(1)**	***95.63***		***13:04:06.554***

P10 147 C Antony MOORE — Kawasaki - specsavers hull

IDEAL LAP TIME : 1:14.252 BEST LAP TIME : 1:14.583 DIFFERENCE : 0.331

LAP	SECTOR 1	SECTOR 2	LAP TIME	MPH	DIFF	TIME OF DAY
1 -	54.427	27.046	1:21.473	87.44	6.890	12:47:05.801
2 -	50.649	26.266	1:16.915	92.63	2.332	12:48:22.716
3 -	50.652	26.607	1:17.259	92.21	2.676	12:49:39.975
4 -			5:04.515	23.39	3:49.932	12:54:44.490
5 -	55.068	26.350	1:21.418	87.50	6.835	12:56:05.908
6 -	50.046	25.840	1:15.886	93.88	1.303	12:57:21.794
7 -	50.997	29.268	1:20.265	88.76	5.682	12:58:42.059
8 -	53.178	26.477	1:19.655	89.44	5.072	13:00:01.714
9 -	48.715	25.868	***1:14.583*** **(1)**	***95.52***		***13:01:16.297***
10 -	***48.515***	26.098	1:14.613 **(2)**	95.48	0.030	13:02:30.910
11 -	49.144	***25.737***	1:14.881 **(3)**	95.14	0.298	13:03:45.791
12 -	49.530	26.065	1:15.595	94.24	1.012	13:05:01.386

P11 75 Peter WOODALL — BMW - Core Projects Ltd

IDEAL LAP TIME : 1:14.738 BEST LAP TIME : 1:14.738 DIFFERENCE : 0.000

LAP	SECTOR 1	SECTOR 2	LAP TIME	MPH	DIFF	TIME OF DAY
1 -	52.574	26.854	1:19.428	89.69	4.690	12:47:38.564
2 -	52.198	27.250	1:19.448	89.67	4.710	12:48:58.012
3 -	51.125	26.508	1:17.633	91.77	2.895	12:50:15.645
4 -	55.354	3:37.873	4:33.227	26.07	3:18.489	12:54:48.872
5 -	57.216	26.799	1:24.015	84.80	9.277	12:56:12.887
6 -	50.815	26.680	1:17.495	91.93	2.757	12:57:30.382
7 -	***48.567***	***26.171***	***1:14.738*** **(1)**	***95.32***		***12:58:45.120***
8 -	49.038	26.216	1:15.254 **(2)**	94.67	0.516	13:00:00.374
9 -	49.412	26.427	1:15.839 **(3)**	93.94	1.101	13:01:16.213
10 -	51.074	IN PIT	1:22.868 **P**	85.97	8.130	13:02:39.081

P12 175 1000 Mark KENDLE — Kawasaki - LiMAR OILTOOLS

IDEAL LAP TIME : 1:14.837 BEST LAP TIME : 1:14.837 DIFFERENCE : 0.000

LAP	SECTOR 1	SECTOR 2	LAP TIME	MPH	DIFF	TIME OF DAY
1 -	1:00.297	28.844	1:29.141	79.92	14.304	12:47:14.529
2 -	53.787	27.337	1:21.124	87.82	6.287	12:48:35.653
3 -	54.886	29.884	1:24.770	84.04	9.933	12:50:00.423
4 -	52.198	3:50.594	4:42.792	25.19	3:27.955	12:54:43.215
5 -	54.469	26.723	1:21.192	87.75	6.355	12:56:04.407
6 -	50.101	25.988	1:16.089 **(3)**	93.63	1.252	12:57:20.496
7 -	50.617	26.176	1:16.793	92.77	1.956	12:58:37.289
8 -	50.871	26.323	1:17.194	92.29	2.357	12:59:54.483
9 -	51.362	26.290	1:17.652	91.75	2.815	13:01:12.135
10 -	49.842	25.730	1:15.572 **(2)**	94.27	0.735	13:02:27.707
11 -	***49.207***	***25.630***	***1:14.837*** **(1)**	***95.20***		***13:03:42.544***
12 -	52.906	31.089	1:23.995	84.82	9.158	13:05:06.539

Weather / Track : Bright / Dry

Donington Park National
Circuit Length = 1.9790 miles
Start: 12:45 Flag 13:04 End: 13:08

BMCRC - MRO Championships 2018 - Rnd 5 @ Donington Park

Reactive Parts MRO Powerbikes inc BG Products Clubman 1000 & BMCRC Rookie 1000

QUALIFYING - SECTOR ANALYSIS

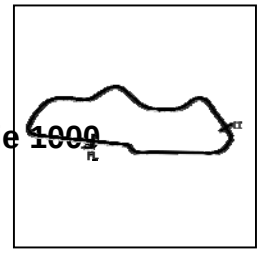

SECTOR 1 = FL to I1, SECTOR 2 = I1 to FL, DIFF = Difference To Personal Best Lap, P = Crossed Finish Line in Pit Lane, D = Time Disallowed

P13 27 C Dan COX Yamaha - GWC Joinery LTD/ DC Paintworx

IDEAL LAP TIME : 1:14.840 BEST LAP TIME : 1:14.840 DIFFERENCE : 0.000

LAP	SECTOR 1	SECTOR 2	LAP TIME	MPH	DIFF	TIME OF DAY
1 -	54.531	26.538	1:21.069	87.88	6.229	12:47:43.814
2 -	51.512	25.871	1:17.383	92.06	2.543	12:49:01.197
3 -	51.356	26.524	1:17.880	91.48	3.040	12:50:19.077
4 -		26.845	6:02.676	19.64	4:47.836	12:56:21.753
5 -	52.498	25.979	1:18.477	90.78	3.637	12:57:40.230
6 -	50.613	26.144	1:16.757	92.82	1.917	12:58:56.987
7 -	***49.313***	***25.527***	***1:14.840 (1)***	***95.19***		***13:00:11.827***
8 -	50.145	25.864	1:16.009 **(3)**	93.73	1.169	13:01:27.836
9 -	50.560	25.908	1:16.468	93.17	1.628	13:02:44.304
10 -	50.046	26.255	1:16.301	93.37	1.461	13:04:00.605
11 -	49.437	25.912	1:15.349 **(2)**	94.55	0.509	13:05:15.954

P14 8 John COUGHLAN Aprilia - BIKERSWORLD

IDEAL LAP TIME : 1:14.848 BEST LAP TIME : 1:14.920 DIFFERENCE : 0.072

LAP	SECTOR 1	SECTOR 2	LAP TIME	MPH	DIFF	TIME OF DAY
1 -	58.857	28.841	1:27.698	81.24	12.778	12:47:17.513
2 -	54.131	28.176	1:22.307	86.56	7.387	12:48:39.820
3 -	52.494	26.765	1:19.259	89.89	4.339	12:49:59.079
4 -	52.249	3:52.980	4:45.229	24.97	3:30.309	12:54:44.308
5 -	55.972	26.814	1:22.786	86.06	7.866	12:56:07.094
6 -	50.156	26.224	1:16.380	93.27	1.460	12:57:23.474
7 -	49.735	26.737	1:16.472	93.16	1.552	12:58:39.946
8 -	49.263	26.655	1:15.918 **(3)**	93.84	0.998	12:59:55.864
9 -	50.702	25.994	1:16.696	92.89	1.776	13:01:12.560
10 -	49.791	26.431	1:16.222	93.47	1.302	13:02:28.782
11 -	***49.056***	26.183	1:15.239 **(2)**	94.69	0.319	13:03:44.021
12 -	49.128	***25.792***	***1:14.920 (1)***	***95.09***		***13:04:58.941***

P15 15 C Mariusz SIEMIENIUK-JUZWIUK BMW - BELMONT AUTO SERVICE

IDEAL LAP TIME : 1:14.901 BEST LAP TIME : 1:14.926 DIFFERENCE : 0.025

LAP	SECTOR 1	SECTOR 2	LAP TIME	MPH	DIFF	TIME OF DAY
1 -	55.463	27.902	1:23.365	85.46	8.439	12:47:13.628
2 -	50.866	25.909	1:16.775	92.79	1.849	12:48:30.403
3 -	49.581	26.208	1:15.789 **(3)**	94.00	0.863	12:49:46.192
4 -			4:56.657	24.01	3:41.731	12:54:42.849
5 -	54.314	26.424	1:20.738	88.24	5.812	12:56:03.587
6 -	49.183	***25.743***	***1:14.926 (1)***	***95.08***		***12:57:18.513***
7 -	49.565	26.224	1:15.789 **(3)**	94.00	0.863	12:58:34.302
8 -	***49.158***	26.411	1:15.569 **(2)**	94.27	0.643	12:59:49.871
9 -	50.200	26.276	1:16.476	93.16	1.550	13:01:06.347
10 -	50.151	26.683	1:16.834	92.72	1.908	13:02:23.181
11 -	49.650	26.433	1:16.083	93.64	1.157	13:03:39.264
12 -	49.415	26.706	1:16.121	93.59	1.195	13:04:55.385

P16 195 1000 Glenn WALSH Kawasaki - GW ELECTRICAL

IDEAL LAP TIME : 1:15.227 BEST LAP TIME : 1:15.227 DIFFERENCE : 0.000

LAP	SECTOR 1	SECTOR 2	LAP TIME	MPH	DIFF	TIME OF DAY
1 -	58.441	28.129	1:26.570	82.29	11.343	12:47:16.619
2 -	53.701	26.300	1:20.001	89.05	4.774	12:48:36.620
3 -	53.245	27.677	1:20.922	88.04	5.695	12:49:57.542
4 -	51.615	3:57.733	4:49.348	24.62	3:34.121	12:54:46.890
5 -	1:06.788	29.061	1:35.849	74.33	20.622	12:56:22.739
6 -	53.195	26.573	1:19.768	89.31	4.541	12:57:42.507
7 -	51.303	26.358	1:17.661 **(3)**	91.74	2.434	12:59:00.168
8 -	50.265	26.787	1:17.052 **(2)**	92.46	1.825	13:00:17.220
9 -	***49.442***	***25.785***	***1:15.227 (1)***	***94.70***		***13:01:32.447***
10 -	51.661	27.908	1:19.569	89.54	4.342	13:02:52.016

Weather / Track : Bright / Dry

Donington Park National
Circuit Length = 1.9790 miles
Start: 12:45 Flag 13:04 End: 13:08

BMCRC - MRO Championships 2018 - Rnd 5 @ Donington Park

Reactive Parts MRO Powerbikes inc BG Products Clubman 1000 & BMCRC Rookie 1000

QUALIFYING - SECTOR ANALYSIS

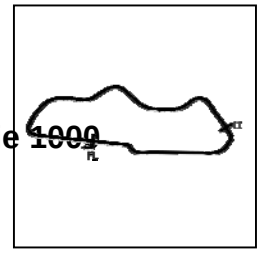

SECTOR 1 = FL to I1, SECTOR 2 = I1 to FL, DIFF = Difference To Personal Best Lap, P = Crossed Finish Line in Pit Lane, D = Time Disallowed

11 -	52.508	28.185	1:20.693	88.29	5.466	13:04:12.709

P17 37 C Aldo MORELLO Yamaha - Bitstocks & Reveal

IDEAL LAP TIME : 1:15.376 BEST LAP TIME : 1:15.557 DIFFERENCE : 0.181

LAP	SECTOR 1	SECTOR 2	LAP TIME	MPH	DIFF	TIME OF DAY
1 -	53.553	27.099	1:20.652	88.33	5.095	12:47:57.700
2 -	52.339	26.904	1:19.243	89.90	3.686	12:49:16.943
3 -	51.739	27.547	1:19.286	89.86	3.729	12:50:36.229
4 -	59.833	3:13.857	4:13.690	28.08	2:58.133	12:54:49.919
5 -	56.240	26.829	1:23.069	85.76	7.512	12:56:12.988
6 -	51.078	26.772	1:17.850	91.51	2.293	12:57:30.838
7 -	49.880	26.046	1:15.926 **(2)**	93.83	0.369	12:58:46.764
8 -	50.284	26.163	1:16.447	93.19	0.890	13:00:03.211
9 -	***49.732***	26.269	1:16.001 **(3)**	93.74	0.444	13:01:19.212
10 -	49.904	26.736	1:16.640	92.96	1.083	13:02:35.852
11 -	50.368	26.437	1:16.805	92.76	1.248	13:03:52.657
12 -	49.913	***25.644***	***1:15.557*** **(1)**	***94.29***		***13:05:08.214***

P18 110 1000 Peter GUNN BMW - Cannons BMW Motorrad

IDEAL LAP TIME : 1:15.139 BEST LAP TIME : 1:15.800 DIFFERENCE : 0.661

LAP	SECTOR 1	SECTOR 2	LAP TIME	MPH	DIFF	TIME OF DAY
1 -	53.659	28.128	1:21.787	87.11	5.987	12:47:33.466
2 -	53.094	26.326	1:19.420	89.70	3.620	12:48:52.886
3 -	50.453	27.524	1:17.977	91.36	2.177	12:50:10.863
4 -		27.010	6:16.705	18.91	5:00.905	12:56:27.568
5 -	52.832	26.726	1:19.558	89.55	3.758	12:57:47.126
6 -	51.716	***25.962***	1:17.678	91.72	1.878	12:59:04.804
7 -	50.080	26.989	1:17.069	92.44	1.269	13:00:21.873
8 -	49.563	26.582	1:16.145 **(3)**	93.56	0.345	13:01:38.018
9 -	***49.177***	26.955	1:16.132 **(2)**	93.58	0.332	13:02:54.150
10 -	49.515	26.285	***1:15.800*** **(1)**	***93.99***		***13:04:09.950***

P19 28 C Kelvin HOARE Kawasaki - Southern and Country Roofing Ltd

IDEAL LAP TIME : 1:15.614 BEST LAP TIME : 1:15.930 DIFFERENCE : 0.316

LAP	SECTOR 1	SECTOR 2	LAP TIME	MPH	DIFF	TIME OF DAY
1 -	53.229	27.475	1:20.704	88.28	4.774	12:47:01.484
2 -	49.983	26.658	1:16.641 **(3)**	92.96	0.711	12:48:18.125
3 -	50.137	26.789	1:16.926	92.61	0.996	12:49:35.051
4 -		27.516	7:40.105	15.48	6:24.175	12:57:15.156
5 -	49.540	26.390	***1:15.930*** **(1)**	***93.83***		***12:58:31.086***
6 -	49.876	***26.126***	1:16.002 **(2)**	93.74	0.072	12:59:47.088
7 -	53.778	IN PIT	1:26.601 **P**	82.26	10.671	13:01:13.689
8 -		26.590	2:09.648	54.95	53.718	13:03:23.338
9 -	***49.488***	27.826	1:17.314	92.15	1.384	13:04:40.652

P20 272 1000 Daniel JOHNSON BMW -

IDEAL LAP TIME : 1:15.560 BEST LAP TIME : 1:15.949 DIFFERENCE : 0.389

LAP	SECTOR 1	SECTOR 2	LAP TIME	MPH	DIFF	TIME OF DAY
1 -	58.830	29.060	1:27.890	81.06	11.941	12:47:18.406
2 -	53.454	28.254	1:21.708	87.19	5.759	12:48:40.114
3 -	51.765	27.363	1:19.128	90.03	3.179	12:49:59.242
4 -	51.762	3:52.608	4:44.370	25.05	3:28.421	12:54:43.612
5 -	55.429	26.463	1:21.892	87.00	5.943	12:56:05.504
6 -	49.772	26.177	***1:15.949*** **(1)**	***93.80***		***12:57:21.453***
7 -	50.376	***26.068***	1:16.444	93.20	0.495	12:58:37.897
8 -	50.472	26.366	1:16.838	92.72	0.889	12:59:54.735
9 -	50.660	26.310	1:16.970	92.56	1.021	13:01:11.705
10 -	50.000	26.624	1:16.624	92.98	0.675	13:02:28.329
11 -	***49.492***	26.929	1:16.421 **(3)**	93.22	0.472	13:03:44.750
12 -	49.865	26.203	1:16.068 **(2)**	93.66	0.119	13:05:00.818

Weather / Track : Bright / Dry

Donington Park National
Circuit Length = 1.9790 miles
Start: 12:45 Flag 13:04 End: 13:08

BMCRC - MRO Championships 2018 - Rnd 5 @ Donington Park

Reactive Parts MRO Powerbikes inc BG Products Clubman 1000 & BMCRC Rookie 1000

QUALIFYING - SECTOR ANALYSIS

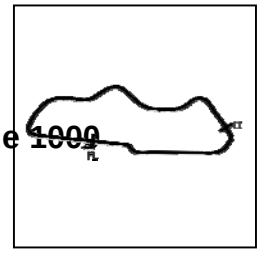

SECTOR 1 = FL to I1, SECTOR 2 = I1 to FL, DIFF = Difference To Personal Best Lap, P = Crossed Finish Line in Pit Lane, D = Time Disallowed

P21 18 C Lee LONGSTAFF Yamaha - SMC GARAGE

IDEAL LAP TIME : 1:15.814 BEST LAP TIME : 1:16.039 DIFFERENCE : 0.225

LAP	SECTOR 1	SECTOR 2	LAP TIME	MPH	DIFF	TIME OF DAY
1 -	58.462	27.874	1:26.336	82.52	10.297	12:47:18.971
2 -	53.895	27.577	1:21.472	87.44	5.433	12:48:40.443
3 -	52.766	27.889	1:20.655	88.33	4.616	12:50:01.098
4 -	52.108	3:50.074	4:42.182	25.24	3:26.143	12:54:43.280
5 -	55.169	26.663	1:21.832	87.06	5.793	12:56:05.112
6 -	***49.852***	26.187	***1:16.039*** **(1)**	***93.69***		***12:57:21.151***
7 -	50.465	***25.962***	1:16.427 **(2)**	93.22	0.388	12:58:37.578
8 -	51.245	26.808	1:18.053 **(3)**	91.27	2.014	12:59:55.631
9 -	50.680	IN PIT	1:21.468 **P**	87.45	5.429	13:01:17.099

P22 9 C Mark O'BRIEN Ducati - obrienhifi.com

IDEAL LAP TIME : 1:16.110 BEST LAP TIME : 1:16.110 DIFFERENCE : 0.000

LAP	SECTOR 1	SECTOR 2	LAP TIME	MPH	DIFF	TIME OF DAY
1 -	OUTLAP	28.952	1:37.575	73.01	21.465	12:48:46.158
2 -	53.930	27.952	1:21.882	87.01	5.772	12:50:08.040
3 -	56.223	3:47.519	4:43.742	25.10	3:27.632	12:54:51.782
4 -	1:00.943	27.732	1:28.675	80.34	12.565	12:56:20.457
5 -	52.114	27.281	1:19.395	89.73	3.285	12:57:39.852
6 -	51.558	27.398	1:18.956	90.23	2.846	12:58:58.808
7 -	***49.525***	***26.585***	***1:16.110*** **(1)**	***93.60***		***13:00:14.918***
8 -	50.020	26.661	1:16.681 **(3)**	92.91	0.571	13:01:31.599
9 -	49.804	26.600	1:16.404 **(2)**	93.24	0.294	13:02:48.003
10 -	50.808	26.848	1:17.656	91.74	1.546	13:04:05.659

P23 57 C David MILLS Kawasaki - A51 Racing

IDEAL LAP TIME : 1:16.257 BEST LAP TIME : 1:16.257 DIFFERENCE : 0.000

LAP	SECTOR 1	SECTOR 2	LAP TIME	MPH	DIFF	TIME OF DAY
1 -	56.864	27.628	1:24.492	84.32	8.235	12:47:45.689
2 -	51.874	26.776	1:18.650	90.58	2.393	12:49:04.339
3 -	52.203	29.138	1:21.341	87.58	5.084	12:50:25.680
4 -	OUTLAP	27.493	5:51.026	20.29	4:34.769	12:56:16.706
5 -	***49.892***	***26.365***	***1:16.257*** **(1)**	***93.42***		***12:57:32.963***
6 -	50.868	26.645	1:17.513	91.91	1.256	12:58:50.476
7 -	50.047	26.951	1:16.998 **(2)**	92.53	0.741	13:00:07.474
8 -	50.620	26.781	1:17.401 **(3)**	92.04	1.144	13:01:24.875
9 -	50.764	27.107	1:17.871	91.49	1.614	13:02:42.746
10 -	51.211	49.459	1:40.670	70.77	24.413	13:04:23.416

P24 55 C Paul GARNER Yamaha - A51 Racing

IDEAL LAP TIME : 1:15.786 BEST LAP TIME : 1:16.293 DIFFERENCE : 0.507

LAP	SECTOR 1	SECTOR 2	LAP TIME	MPH	DIFF	TIME OF DAY
1 -	56.350	27.509	1:23.859	84.95	7.566	12:47:45.158
2 -	53.130	26.732	1:19.862	89.21	3.569	12:49:05.020
3 -	52.006	27.615	1:19.621	89.48	3.328	12:50:24.641
4 -		27.069	6:02.771	19.63	4:46.478	12:56:27.412
5 -	54.616	IN PIT	1:27.329 **P**	81.58	11.036	12:57:54.741
6 -		26.598	1:45.738	67.37	29.445	12:59:40.480
7 -	51.008	26.463	1:17.471 **(3)**	91.96	1.178	13:00:57.951
8 -	50.298	***25.995***	***1:16.293*** **(1)**	***93.38***		***13:02:14.244***
9 -	***49.791***	26.612	1:16.403 **(2)**	93.25	0.110	13:03:30.647
10 -	55.841	27.884	1:23.725	85.09	7.432	13:04:54.372

P25 42 Andy HORNBY Kawasaki -

IDEAL LAP TIME : 1:16.095 BEST LAP TIME : 1:16.408 DIFFERENCE : 0.313

LAP	SECTOR 1	SECTOR 2	LAP TIME	MPH	DIFF	TIME OF DAY
1 -	54.054	28.380	1:22.434	86.42	6.026	12:47:33.479

Weather / Track : Bright / Dry

Donington Park National
Circuit Length = 1.9790 miles
Start: 12:45 Flag 13:04 End: 13:08

BMCRC - MRO Championships 2018 - Rnd 5 @ Donington Park

Reactive Parts MRO Powerbikes inc BG Products Clubman 1000 & BMCRC Rookie 1000

QUALIFYING - SECTOR ANALYSIS

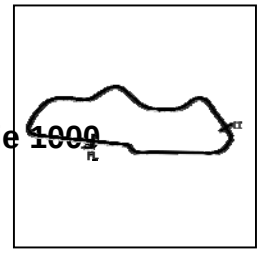

SECTOR 1 = FL to I1, SECTOR 2 = I1 to FL, DIFF = Difference To Personal Best Lap, P = Crossed Finish Line in Pit Lane, D = Time Disallowed

2 -	52.590	26.591	1:19.181		89.97	2.773	12:48:52.660
3 -	50.473	***26.256***	1:16.729	**(3)**	92.85	0.321	12:50:09.389
4 -		28.566	6:28.563		18.33	5:12.155	12:56:37.952
5 -	49.961	26.447	***1:16.408***	**(1)**	***93.24***		***12:57:54.360***
6 -	51.360	26.899	1:18.259		91.03	1.851	12:59:12.619
7 -	50.786	26.795	1:17.581		91.83	1.173	13:00:30.200
8 -	51.172	26.969	1:18.141		91.17	1.733	13:01:48.341
9 -	***49.839***	26.888	1:16.727	**(2)**	92.85	0.319	13:03:05.068
10 -	50.083	26.801	1:16.884		92.66	0.476	13:04:21.952

P26 36 C James LYON — Suzuki - Digitive Ltd

IDEAL LAP TIME : 1:16.435 BEST LAP TIME : 1:16.465 DIFFERENCE : 0.030

LAP	SECTOR 1	SECTOR 2	LAP TIME		MPH	DIFF	TIME OF DAY
1 -	1:00.396	29.172	1:29.568		79.54	13.103	12:47:19.971
2 -	55.632	28.153	1:23.785		85.03	7.320	12:48:43.756
3 -	52.091	27.612	1:19.703		89.38	3.238	12:50:03.459
4 -	52.561	3:48.093	4:40.654		25.38	3:24.189	12:54:44.113
5 -	58.559	29.042	1:27.601		81.33	11.136	12:56:11.714
6 -	51.036	28.189	1:19.225		89.92	2.760	12:57:30.939
7 -	51.143	27.348	1:18.491		90.77	2.026	12:58:49.430
8 -	50.831	27.021	1:17.852		91.51	1.387	13:00:07.282
9 -	50.531	26.919	1:17.450		91.99	0.985	13:01:24.732
10 -	50.683	***26.604***	1:17.287	**(3)**	92.18	0.822	13:02:42.019
11 -	***49.831***	26.737	1:16.568	**(2)**	93.04	0.103	13:03:58.587
12 -	49.842	26.623	***1:16.465***	**(1)**	***93.17***		***13:05:15.052***

P27 88 1000 Adrian CUFF — Honda - Qwikfast

IDEAL LAP TIME : 1:27.716 BEST LAP TIME : 1:16.755 DIFFERENCE : -10.961

LAP	SECTOR 1	SECTOR 2	LAP TIME		MPH	DIFF	TIME OF DAY
1 -	***58.627***	***29.089***	1:27.716		81.22	10.961	12:47:15.965
2 -			1:24.237		84.57	7.482	12:48:40.202
3 -			1:20.554		88.44	3.799	12:50:00.756
4 -			6:19.165		18.79	5:02.410	12:56:19.921
5 -			1:21.493		87.42	4.738	12:57:41.414
6 -			1:20.577		88.42	3.822	12:59:01.991
7 -			1:17.493	**(2)**	91.93	0.738	13:00:19.484
8 -			1:19.172		89.98	2.417	13:01:38.656
9 -			1:19.001	**(3)**	90.18	2.246	13:02:57.657
10 -			***1:16.755***	**(1)**	***92.82***		***13:04:14.412***

P28 161 C Dean ANDERSON — Honda - FOG Racing

IDEAL LAP TIME : 1:17.227 BEST LAP TIME : 1:17.441 DIFFERENCE : 0.214

LAP	SECTOR 1	SECTOR 2	LAP TIME		MPH	DIFF	TIME OF DAY
1 -	54.490	27.382	1:21.872		87.02	4.431	12:47:04.964
2 -	52.335	***26.586***	1:18.921		90.27	1.480	12:48:23.885
3 -	51.377	26.828	1:18.205		91.10	0.764	12:49:42.090
4 -			5:12.931		22.76	3:55.490	12:54:55.021
5 -	58.683	27.904	1:26.587		82.28	9.146	12:56:21.608
6 -	52.836	28.223	1:21.059		87.89	3.618	12:57:42.667
7 -	51.346	28.058	1:19.404		89.72	1.963	12:59:02.071
8 -	50.933	26.832	1:17.765	**(2)**	91.61	0.324	13:00:19.836
9 -	50.931	27.203	1:18.134		91.18	0.693	13:01:37.970
10 -	50.797	26.644	***1:17.441***	**(1)**	***92.00***		***13:02:55.411***
11 -	***50.641***	27.456	1:18.097	**(3)**	91.22	0.656	13:04:13.508

P29 303 C Adam NORTON — Honda - Cozens Smith Fabrication

IDEAL LAP TIME : 1:17.413 BEST LAP TIME : 1:17.597 DIFFERENCE : 0.184

LAP	SECTOR 1	SECTOR 2	LAP TIME		MPH	DIFF	TIME OF DAY
1 -	57.742	29.225	1:26.967		81.92	9.370	12:47:14.437
2 -	54.117	27.847	1:21.964	**(3)**	86.92	4.367	12:48:36.401

Weather / Track : Bright / Dry

Donington Park National
Circuit Length = 1.9790 miles
Start: 12:45 Flag 13:04 End: 13:08

BMCRC - MRO Championships 2018 - Rnd 5 @ Donington Park

Reactive Parts MRO Powerbikes inc BG Products Clubman 1000 & BMCRC Rookie 1000

QUALIFYING - SECTOR ANALYSIS

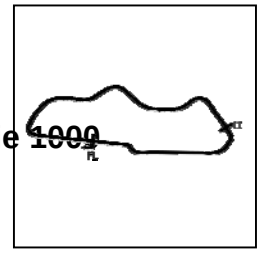

SECTOR 1 = FL to I1, SECTOR 2 = I1 to FL, DIFF = Difference To Personal Best Lap, P = Crossed Finish Line in Pit Lane, D = Time Disallowed

3 -	54.365	27.715	1:22.080		86.80	4.483	12:49:58.481
4 -	53.538	3:55.259	4:48.797		24.67	3:31.200	12:54:47.278
5 -	1:23.390	27.727	1:51.117		64.11	33.520	12:56:38.395
6 -	***50.811***	26.786	***1:17.597***	**(1)**	***91.81***		***12:57:55.992***
7 -	51.823	***26.602***	1:18.425	**(2)**	90.84	0.828	12:59:14.417
8 -	51.744	IN PIT	1:25.235	**P**	83.58	7.638	13:00:39.652

P30 25 C Louis BARTLETT

Kawasaki -

IDEAL LAP TIME : 1:17.505 BEST LAP TIME : 1:17.734 DIFFERENCE : 0.229

LAP	SECTOR 1	SECTOR 2	LAP TIME		MPH	DIFF	TIME OF DAY
1 -		28.851	1:35.741		74.41	18.007	12:48:44.324
2 -	53.427	28.001	1:21.428		87.49	3.694	12:50:05.752
3 -	53.641	3:50.164	4:43.805		25.10	3:26.071	12:54:49.557
4 -	57.860	27.204	1:25.064		83.75	7.330	12:56:14.621
5 -	50.852	27.096	1:17.948	**(2)**	91.40	0.214	12:57:32.569
6 -	51.722	27.203	1:18.925		90.27	1.191	12:58:51.494
7 -	51.474	***26.803***	1:18.277	**(3)**	91.01	0.543	13:00:09.771
8 -	***50.702***	27.032	***1:17.734***	**(1)**	***91.65***		***13:01:27.505***
9 -	51.574	26.865	1:18.439		90.83	0.705	13:02:45.944
10 -	50.768	IN PIT	1:21.885	**P**	87.00	4.151	13:04:07.829

P31 333 C Andrew HOUGHTON

Kawasaki - Greenham Kawasaki

IDEAL LAP TIME : 1:17.747 BEST LAP TIME : 1:17.747 DIFFERENCE : 0.000

LAP	SECTOR 1	SECTOR 2	LAP TIME		MPH	DIFF	TIME OF DAY
1 -	54.053	27.480	1:21.533		87.38	3.786	12:48:35.519
2 -	53.875	27.998	1:21.873		87.02	4.126	12:49:57.392
3 -		31.016	6:44.520		17.61	5:26.773	12:56:41.912
4 -	53.141	27.438	1:20.579		88.41	2.832	12:58:02.491
5 -	51.870	27.119	1:18.989	**(3)**	90.19	1.242	12:59:21.480
6 -	51.702	27.882	1:19.584		89.52	1.837	13:00:41.064
7 -	***51.075***	***26.672***	***1:17.747***	**(1)**	***91.63***		***13:01:58.811***
8 -	58.770	32.933	1:31.703		77.69	13.956	13:03:30.514
9 -	51.280	27.160	1:18.440	**(2)**	90.82	0.693	13:04:48.954

P32 39 C Shane ADAMS

Kawasaki - SEMS

IDEAL LAP TIME : 1:17.673 BEST LAP TIME : 1:17.759 DIFFERENCE : 0.086

LAP	SECTOR 1	SECTOR 2	LAP TIME		MPH	DIFF	TIME OF DAY
1 -	54.820	27.938	1:22.758		86.09	4.999	12:47:36.821
2 -	53.936	28.134	1:22.070		86.81	4.311	12:48:58.891
3 -	52.892	27.298	1:20.190		88.84	2.431	12:50:19.081
4 -		28.247	6:24.606		18.52	5:06.847	12:56:43.687
5 -	51.977	27.316	1:19.293		89.85	1.534	12:58:02.980
6 -	51.732	***27.022***	1:18.754	**(3)**	90.46	0.995	12:59:21.734
7 -	50.958	27.347	1:18.305	**(2)**	90.98	0.546	13:00:40.039
8 -	***50.651***	27.108	***1:17.759***	**(1)**	***91.62***		***13:01:57.798***
9 -	53.395	27.772	1:21.167		87.77	3.408	13:03:18.965
10 -	53.127	27.809	1:20.936		88.02	3.177	13:04:39.901

P33 12 David COMBRINCK

Honda -

IDEAL LAP TIME : 1:17.812 BEST LAP TIME : 1:17.812 DIFFERENCE : 0.000

LAP	SECTOR 1	SECTOR 2	LAP TIME		MPH	DIFF	TIME OF DAY
1 -	1:00.392	29.669	1:30.061		79.10	12.249	12:47:21.832
2 -	55.926	28.181	1:24.107		84.70	6.295	12:48:45.939
3 -	53.740	28.113	1:21.853		87.04	4.041	12:50:07.792
4 -	54.314	3:47.527	4:41.841		25.27	3:24.029	12:54:49.633
5 -	59.625	29.316	1:28.941		80.10	11.129	12:56:18.574
6 -	51.842	28.354	1:20.196		88.84	2.384	12:57:38.770
7 -	52.209	27.830	1:20.039		89.01	2.227	12:58:58.809
8 -	51.514	27.872	1:19.386		89.74	1.574	13:00:18.195
9 -	***50.900***	***26.912***	***1:17.812***	**(1)**	***91.56***		***13:01:36.007***

Weather / Track : Bright / Dry

Donington Park National
Circuit Length = 1.9790 miles
Start: 12:45 Flag 13:04 End: 13:08

BMCRC - MRO Championships 2018 - Rnd 5 @ Donington Park

Reactive Parts MRO Powerbikes inc BG Products Clubman 1000 & BMCRC Rookie 1000

QUALIFYING - SECTOR ANALYSIS

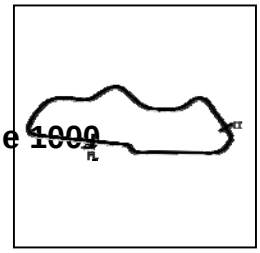

SECTOR 1 = FL to I1, SECTOR 2 = I1 to FL, DIFF = Difference To Personal Best Lap, P = Crossed Finish Line in Pit Lane, D = Time Disallowed

10 -	50.960	27.169	1:18.129	(2)	91.19	0.317	13:02:54.136
11 -	51.605	27.403	1:19.008	(3)	90.17	1.196	13:04:13.144

P34 82 1000 Matthew HAWKINS Yamaha -

IDEAL LAP TIME : 1:17.684 BEST LAP TIME : 1:17.895 DIFFERENCE : 0.211

LAP	SECTOR 1	SECTOR 2	LAP TIME		MPH	DIFF	TIME OF DAY
1 -	1:00.017	29.237	1:29.254		79.82	11.359	12:47:11.480
2 -	55.046	27.783	1:22.829		86.01	4.934	12:48:34.309
3 -	52.780	27.572	1:20.352		88.66	2.457	12:49:54.661
4 -	51.883	3:57.126	4:49.009		24.65	3:31.114	12:54:43.670
5 -	57.653	27.306	1:24.959		83.85	7.064	12:56:08.629
6 -	51.287	27.151	1:18.438	(3)	90.83	0.543	12:57:27.067
7 -	51.156	27.718	1:18.874		90.32	0.979	12:58:45.941
8 -	52.002	26.902	1:18.904		90.29	1.009	13:00:04.845
9 -	51.053	27.458	1:18.511		90.74	0.616	13:01:23.356
10 -	51.700	27.505	1:19.205		89.95	1.310	13:02:42.561
11 -	51.147	***26.748***	***1:17.895***	**(1)**	***91.46***		***13:04:00.456***
12 -	***50.936***	27.253	1:18.189	(2)	91.12	0.294	13:05:18.645

P35 46 C Simon GATES Kawasaki - Team Kawafati

IDEAL LAP TIME : 1:18.224 BEST LAP TIME : 1:18.224 DIFFERENCE : 0.000

LAP	SECTOR 1	SECTOR 2	LAP TIME		MPH	DIFF	TIME OF DAY
1 -	58.181	28.796	1:26.977		81.91	8.753	12:47:11.395
2 -	53.926	27.591	1:21.517		87.40	3.293	12:48:32.912
3 -	52.800	27.130	1:19.930		89.13	1.706	12:49:52.842
4 -	52.924	3:58.567	4:51.491		24.44	3:33.267	12:54:44.333
5 -	58.681	28.289	1:26.970		81.92	8.746	12:56:11.303
6 -	53.071	27.405	1:20.476		88.53	2.252	12:57:31.779
7 -	51.896	27.353	1:19.249		89.90	1.025	12:58:51.028
8 -	51.365	27.079	1:18.444	(3)	90.82	0.220	13:00:09.472
9 -	52.589	26.973	1:19.562		89.54	1.338	13:01:29.034
10 -	51.373	26.917	1:18.290	(2)	91.00	0.066	13:02:47.324
11 -	***51.362***	***26.862***	***1:18.224***	**(1)**	***91.08***		***13:04:05.548***

P36 50 1000 Dan WELFORD Suzuki - SEG Sussex Electric Gates/ Vistec systems

IDEAL LAP TIME : 1:18.941 BEST LAP TIME : 1:18.941 DIFFERENCE : 0.000

LAP	SECTOR 1	SECTOR 2	LAP TIME		MPH	DIFF	TIME OF DAY
1 -	59.329	28.803	1:28.132		80.84	9.191	12:47:12.424
2 -	55.230	27.517	1:22.747		86.10	3.806	12:48:35.171
3 -	53.978	27.446	1:21.424		87.50	2.483	12:49:56.595
4 -	54.373	3:58.504	4:52.877		24.32	3:33.936	12:54:49.472
5 -	1:05.836	28.901	1:34.737		75.20	15.796	12:56:24.209
6 -	53.744	27.576	1:21.320		87.61	2.379	12:57:45.529
7 -	54.825	27.684	1:22.509		86.34	3.568	12:59:08.038
8 -	52.260	27.575	1:19.835	(2)	89.24	0.894	13:00:27.873
9 -	52.947	27.291	1:20.238	(3)	88.79	1.297	13:01:48.111
10 -	***51.815***	***27.126***	***1:18.941***	**(1)**	***90.25***		***13:03:07.052***
11 -	53.546	29.816	1:23.362		85.46	4.421	13:04:30.414

P37 646 1000 Sukhminder RAI Aprilia - Asian Sensation

IDEAL LAP TIME : 1:18.833 BEST LAP TIME : 1:18.965 DIFFERENCE : 0.132

LAP	SECTOR 1	SECTOR 2	LAP TIME		MPH	DIFF	TIME OF DAY
1 -	1:00.033	29.804	1:29.837		79.30	10.872	12:47:18.405
2 -	54.156	28.733	1:22.889		85.95	3.924	12:48:41.294
3 -	52.588	27.941	1:20.529		88.47	1.564	12:50:01.823
4 -	53.103	4:03.049	4:56.152		24.05	3:37.187	12:54:57.975
5 -	1:00.872	28.170	1:29.042		80.01	10.077	12:56:27.017
6 -	52.474	27.572	1:20.046		89.00	1.081	12:57:47.063
7 -	53.976	28.344	1:22.320		86.54	3.355	12:59:09.383
8 -	***51.417***	27.548	***1:18.965***	**(1)**	***90.22***		***13:00:28.348***

Weather / Track : Bright / Dry

Donington Park National
Circuit Length = 1.9790 miles
Start: 12:45 Flag 13:04 End: 13:08

BMCRC - MRO Championships 2018 - Rnd 5 @ Donington Park

Reactive Parts MRO Powerbikes inc BG Products Clubman 1000 & BMCRC Rookie 1000

QUALIFYING - SECTOR ANALYSIS

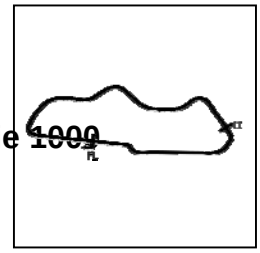

SECTOR 1 = FL to I1, SECTOR 2 = I1 to FL, DIFF = Difference To Personal Best Lap, P = Crossed Finish Line in Pit Lane, D = Time Disallowed

9 -	52.850	27.435	1:20.285		88.74	1.320	13:01:48.633
10 -	52.132	27.567	1:19.699	(3)	89.39	0.734	13:03:08.332
11 -	52.036	***27.416***	1:19.452	(2)	89.67	0.487	13:04:27.784

P38 129 C Gareth MACKEY Kawasaki - MSM Contracts

IDEAL LAP TIME : 1:18.392 BEST LAP TIME : 1:19.348 DIFFERENCE : 0.956

LAP	SECTOR 1	SECTOR 2	LAP TIME		MPH	DIFF	TIME OF DAY
1 -	59.441	29.081	1:28.522		80.48	9.174	12:47:15.252
2 -	55.254	28.255	1:23.509		85.31	4.161	12:48:38.761
3 -	54.218	28.301	1:22.519		86.33	3.171	12:50:01.280
4 -	52.627	3:55.985	4:48.612		24.68	3:29.264	12:54:49.892
5 -	1:01.720	28.533	1:30.253		78.94	10.905	12:56:20.145
6 -	54.848	28.252	1:23.100		85.73	3.752	12:57:43.245
7 -	52.243	27.123	1:19.366	(2)	89.76	0.018	12:59:02.611
8 -	***51.409***	43.669	1:35.078		74.93	15.730	13:00:37.689
9 -	52.365	***26.983***	***1:19.348***	**(1)**	***89.78***		***13:01:57.037***
10 -	53.838	27.772	1:21.610	(3)	87.30	2.262	13:03:18.647
11 -	53.990	28.631	1:22.621		86.23	3.273	13:04:41.268

P39 45 C John GORDON BMW - Flash Racing

IDEAL LAP TIME : 1:20.318 BEST LAP TIME : 1:20.863 DIFFERENCE : 0.545

LAP	SECTOR 1	SECTOR 2	LAP TIME		MPH	DIFF	TIME OF DAY
1 -	1:03.948	31.011	1:34.959		75.02	14.096	12:47:33.011
2 -	57.342	30.017	1:27.359		81.55	6.496	12:49:00.370
3 -	55.906	29.404	1:25.310		83.51	4.447	12:50:25.680
4 -	59.139	3:34.420	4:33.559		26.04	3:12.696	12:54:59.239
5 -	1:01.907	29.911	1:31.818		77.59	10.955	12:56:31.057
6 -	53.386	***27.939***	1:21.325	(3)	87.60	0.462	12:57:52.382
7 -	52.945	28.224	1:21.169	(2)	87.77	0.306	12:59:13.551
8 -	***52.379***	28.484	***1:20.863***	**(1)**	***88.10***		***13:00:34.414***
9 -	53.679	28.229	1:21.908		86.98	1.045	13:01:56.322
10 -	53.197	28.338	1:21.535		87.38	0.672	13:03:17.857
11 -	54.011	28.857	1:22.868		85.97	2.005	13:04:40.725

P40 118 1000 Daniel THOMPSON Suzuki -

IDEAL LAP TIME : 1:21.308 BEST LAP TIME : 1:21.308 DIFFERENCE : 0.000

LAP	SECTOR 1	SECTOR 2	LAP TIME		MPH	DIFF	TIME OF DAY
1 -	1:00.911	31.011	1:31.922		77.50	10.614	12:47:21.456
2 -	56.839	29.614	1:26.453		82.41	5.145	12:48:47.909
3 -	55.357	31.365	1:26.722		82.15	5.414	12:50:14.631
4 -	59.334	3:41.576	4:40.910		25.36	3:19.602	12:54:55.541
5 -	1:05.180	30.236	1:35.416		74.66	14.108	12:56:30.957
6 -	55.708	29.011	1:24.719		84.09	3.411	12:57:55.676
7 -	54.350	28.811	1:23.161		85.67	1.853	12:59:18.837
8 -	53.997	29.095	1:23.092		85.74	1.784	13:00:41.929
9 -	53.740	28.977	1:22.717	(2)	86.13	1.409	13:02:04.646
10 -	53.778	29.138	1:22.916	(3)	85.92	1.608	13:03:27.562
11 -	***53.277***	***28.031***	***1:21.308***	**(1)**	***87.62***		***13:04:48.870***

P41 74 C Andrew BURKE Honda -

IDEAL LAP TIME : 1:21.527 BEST LAP TIME : 1:21.723 DIFFERENCE : 0.196

LAP	SECTOR 1	SECTOR 2	LAP TIME		MPH	DIFF	TIME OF DAY
1 -	1:00.289	30.918	1:31.207		78.11	9.484	12:47:18.326
2 -	56.723	29.881	1:26.604		82.26	4.881	12:48:44.930
3 -	54.141	28.576	1:22.717		86.13	0.994	12:50:07.647
4 -	57.717	3:44.886	4:42.603		25.21	3:20.880	12:54:50.250
5 -	1:04.333	29.007	1:33.340		76.32	11.617	12:56:23.590
6 -	53.961	28.405	1:22.366	(3)	86.49	0.643	12:57:45.956
7 -	54.901	29.060	1:23.961		84.85	2.238	12:59:09.917
8 -	54.359	29.256	1:23.615		85.20	1.892	13:00:33.532

Weather / Track : Bright / Dry

Donington Park National
Circuit Length = 1.9790 miles
Start: 12:45 Flag 13:04 End: 13:08

BMCRC - MRO Championships 2018 - Rnd 5 @ Donington Park

Reactive Parts MRO Powerbikes inc BG Products Clubman 1000 & BMCRC Rookie 1000

QUALIFYING - SECTOR ANALYSIS

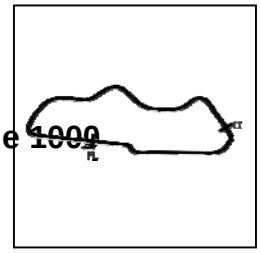

SECTOR 1 = FL to I1, SECTOR 2 = I1 to FL, DIFF = Difference To Personal Best Lap, P = Crossed Finish Line in Pit Lane, D = Time Disallowed

9 -	53.750	28.401	1:22.151	(2)	86.72	0.428	13:01:55.683
10 -	***53.132***	28.591	***1:21.723***	**(1)**	***87.18***		***13:03:17.406***
11 -	54.010	***28.395***	1:22.405		86.45	0.682	13:04:39.811

P42 59 1000 Dave NESTER Bmw -

IDEAL LAP TIME : 1:21.874 BEST LAP TIME : 1:21.874 DIFFERENCE : 0.000

LAP	SECTOR 1	SECTOR 2	LAP TIME		MPH	DIFF	TIME OF DAY
1 -	1:03.127	31.267	1:34.394		75.47	12.520	12:48:17.209
2 -	58.697	30.320	1:29.017		80.03	7.143	12:49:46.226
3 -	57.354	4:00.006	4:57.360		23.95	3:35.486	12:54:43.586
4 -	1:04.363	30.554	1:34.917		75.06	13.043	12:56:18.503
5 -	56.104	29.919	1:26.023		82.82	4.149	12:57:44.526
6 -	55.557	29.136	1:24.693	**(3)**	84.12	2.819	12:59:09.219
7 -	54.256	29.865	1:24.121	**(2)**	84.69	2.247	13:00:33.340
8 -	***53.468***	***28.406***	***1:21.874***	**(1)**	***87.01***		***13:01:55.214***

P43 501 C Steve MOSES Kawasaki - Gemini Property Group Ltd

IDEAL LAP TIME : 1:21.819 BEST LAP TIME : 1:21.901 DIFFERENCE : 0.082

LAP	SECTOR 1	SECTOR 2	LAP TIME		MPH	DIFF	TIME OF DAY
1 -	1:01.375	30.632	1:32.007		77.43	10.106	12:47:33.689
2 -	57.760	29.086	1:26.846		82.03	4.945	12:49:00.535
3 -	55.339	28.800	1:24.139		84.67	2.238	12:50:24.674
4 -	59.212	3:31.621	4:30.833		26.30	3:08.932	12:54:55.507
5 -	1:01.848	29.058	1:30.906		78.37	9.005	12:56:26.413
6 -	54.220	28.074	1:22.294	**(2)**	86.57	0.393	12:57:48.707
7 -	54.749	***27.801***	1:22.550		86.30	0.649	12:59:11.257
8 -	54.243	28.380	1:22.623		86.23	0.722	13:00:33.880
9 -	***54.018***	28.530	1:22.548	**(3)**	86.30	0.647	13:01:56.428
10 -	54.094	27.807	***1:21.901***	**(1)**	***86.99***		***13:03:18.329***
11 -	54.188	28.693	1:22.881		85.96	0.980	13:04:41.210

P44 128 1000 Kevin CLARKE Suzuki -

IDEAL LAP TIME : 1:24.042 BEST LAP TIME : 1:24.042 DIFFERENCE : 0.000

LAP	SECTOR 1	SECTOR 2	LAP TIME		MPH	DIFF	TIME OF DAY
1 -	1:02.406	30.801	1:33.207	**(2)**	76.43	9.165	12:47:33.241
2 -	***56.394***	***27.648***	***1:24.042***	**(1)**	***84.77***		***12:48:57.283***

P45 25 1000 Mark HART Suzuki - Barista 23, Elmwood Coachworks, ripley carriage comp

IDEAL LAP TIME : 1:29.089 BEST LAP TIME : 1:29.089 DIFFERENCE : 0.000

LAP	SECTOR 1	SECTOR 2	LAP TIME		MPH	DIFF	TIME OF DAY
1 -	1:01.579	30.311	1:31.890	**(2)**	77.53	2.801	12:47:23.243
2 -	***59.097***	***29.992***	***1:29.089***	**(1)**	***79.97***		***12:48:52.332***

Weather / Track : Bright / Dry

Donington Park National
Circuit Length = 1.9790 miles
Start: 12:45 Flag 13:04 End: 13:08

BMCRC - MRO Championships 2018 - Rnd 5 @ Donington Park

Reactive Parts MRO Powerbikes inc BG Products Clubman 1000 & BMCRC Rookie 1000

QUALIFYING - BEST SECTORS

	SECTOR 1			SECTOR 2			IDEAL / BEST COMPARISON					
POS	NO	NAME	TIME	NO	NAME	TIME	POS	NO	NAME	IDEAL	BEST	DIFF
									PERFECT LAP	1:11.450		
1	2	BAKER	46.582	33	NEEVES	24.868	1	2	BAKER	1:11.674	1:13.430	1.756
2	76	BYARD	47.441	2	BAKER	25.092	2	33	NEEVES	1:12.597	1:12.750	0.153
3	133	NEEVES	47.475	76	BYARD	25.237	3	76	BYARD	1:12.678	1:12.817	0.139
4	166	GIBSON	47.686	62	SILVAIN	25.267	4	133	NEEVES	1:12.772	1:13.207	0.435
5	33	NEEVES	47.729	10	WILBY	25.288	5	166	GIBSON	1:12.996	1:13.184	0.188
6	40	PATMORE	47.758	133	NEEVES	25.297	6	10	WILBY	1:13.187	1:13.364	0.177
7	10	WILBY	47.899	166	GIBSON	25.310	7	40	PATMORE	1:13.253	1:13.253	0.000
8	62	SILVAIN	48.103	40	PATMORE	25.495	8	62	SILVAIN	1:13.370	1:13.470	0.100
9	147	MOORE	48.515	27	COX	25.527	9	147	MOORE	1:14.252	1:14.583	0.331
10	75	WOODALL	48.567	175	KENDLE	25.630	10	32	MORRIS	1:14.498	1:14.498	0.000
11	32	MORRIS	48.771	37	MORELLO	25.644	11	75	WOODALL	1:14.738	1:14.738	0.000
12	8	COUGHLAN	49.056	32	MORRIS	25.727	12	175	KENDLE	1:14.837	1:14.837	0.000
13	15	SIEMIENIUK-JUZWIUK	49.158	147	MOORE	25.737	13	27	COX	1:14.840	1:14.840	0.000
14	110	GUNN	49.177	15	SIEMIENIUK-JUZWIUK	25.743	14	8	COUGHLAN	1:14.848	1:14.920	0.072
15	175	KENDLE	49.207	195	WALSH	25.785	15	15	SIEMIENIUK-JUZWIU	1:14.901	1:14.926	0.025
16	27	COX	49.313	8	COUGHLAN	25.792	16	110	GUNN	1:15.139	1:15.800	0.661
17	195	WALSH	49.442	110	GUNN	25.962	17	195	WALSH	1:15.227	1:15.227	0.000
18	28	HOARE	49.488	18	LONGSTAFF	25.962	18	37	MORELLO	1:15.376	1:15.557	0.181
19	272	JOHNSON	49.492	55	GARNER	25.995	19	272	JOHNSON	1:15.560	1:15.949	0.389
20	9	O'BRIEN	49.525	272	JOHNSON	26.068	20	28	HOARE	1:15.614	1:15.930	0.316
21	37	MORELLO	49.732	28	HOARE	26.126	21	55	GARNER	1:15.786	1:16.293	0.507
22	55	GARNER	49.791	75	WOODALL	26.171	22	18	LONGSTAFF	1:15.814	1:16.039	0.225
23	36	LYON	49.831	42	HORNBY	26.256	23	42	HORNBY	1:16.095	1:16.408	0.313
24	42	HORNBY	49.839	57	MILLS	26.365	24	9	O'BRIEN	1:16.110	1:16.110	0.000
25	18	LONGSTAFF	49.852	9	O'BRIEN	26.585	25	57	MILLS	1:16.257	1:16.257	0.000
26	57	MILLS	49.892	161	ANDERSON	26.586	26	36	LYON	1:16.435	1:16.465	0.030
27	161	ANDERSON	50.641	303	NORTON	26.602	27	161	ANDERSON	1:17.227	1:17.441	0.214
28	39	ADAMS	50.651	36	LYON	26.604	28	303	NORTON	1:17.413	1:17.597	0.184
29	25	BARTLETT	50.702	333	HOUGHTON	26.672	29	25	BARTLETT	1:17.505	1:17.734	0.229
30	303	NORTON	50.811	82	HAWKINS	26.748	30	39	ADAMS	1:17.673	1:17.759	0.086
31	12	COMBRINCK	50.900	25	BARTLETT	26.803	31	82	HAWKINS	1:17.684	1:17.895	0.211
32	82	HAWKINS	50.936	46	GATES	26.862	32	333	HOUGHTON	1:17.747	1:17.747	0.000
33	333	HOUGHTON	51.075	12	COMBRINCK	26.912	33	12	COMBRINCK	1:17.812	1:17.812	0.000
34	46	GATES	51.362	129	MACKEY	26.983	34	46	GATES	1:18.224	1:18.224	0.000
35	129	MACKEY	51.409	39	ADAMS	27.022	35	129	MACKEY	1:18.392	1:19.348	0.956
36	646	RAI	51.417	50	WELFORD	27.126	36	646	RAI	1:18.833	1:18.965	0.132
37	50	WELFORD	51.815	646	RAI	27.416	37	50	WELFORD	1:18.941	1:18.941	0.000
38	45	GORDON	52.379	128	CLARKE	27.648	38	45	GORDON	1:20.318	1:20.863	0.545
39	74	BURKE	53.132	501	MOSES	27.801	39	118	THOMPSON	1:21.308	1:21.308	0.000
40	118	THOMPSON	53.277	45	GORDON	27.939	40	74	BURKE	1:21.527	1:21.723	0.196
41	59	NESTER	53.468	118	THOMPSON	28.031	41	501	MOSES	1:21.819	1:21.901	0.082
42	501	MOSES	54.018	74	BURKE	28.395	42	59	NESTER	1:21.874	1:21.874	0.000
43	128	CLARKE	56.394	59	NESTER	28.406	43	128	CLARKE	1:24.042	1:24.042	0.000
44	88	CUFF	58.627	88	CUFF	29.089	44	88	CUFF	1:27.716	1:16.755	-10.961
45	25	HART	59.097	25	HART	29.992	45	25	HART	1:29.089	1:29.089	0.000

Weather / Track : Bright / Dry

Donington Park National
Circuit Length = 1.9790 miles
Start: 12:45 Flag 13:04 End: 13:08

Results can be found at www.tsl-timing.com

Printed - 13:10 Saturday, 16 June 2018

BMCRC - MRO Championships 2018 - Rnd 5 @ Donington Park

L&W Contractors Rookie 600 & 1000

RACE 4 - GRID (7 Laps)

L&W CONTRACTORS LTD

ROW 13		38 891 Steve BARKHAM	37 41 James CLEARY
ROW 12	36 18 Jamie THOMAS	35 5 Ben HARRISON	34 33 Mark LAWRENCE
ROW 11	33 24 Mark REYNOLDS	32 84 Phillip McMANAMON	31 20 Matt CLARKE
ROW 10	30 69 Robert WINDEATT	29 8 Dave SAUNDERS	28 2 Toby TRUNDLE
ROW 9	27 100 Craig HOWTON	26 176 Steve BEATTIE	25 188 Dawid KRAWIECKI
ROW 8	24 818 Alex BARKER	23 21 Nick WHITCHER	22 42 Michael ATTWOOD
ROW 7	21 194 Liam CRACKNELL	20 107 Michael WHEELDON	19 39 Max MORGAN
ROW 6	18	17	16
ROW 5	15	14 43 Jack LENIHAN	13 25 Mark HART
ROW 4	12 128 Kevin CLARKE	11 59 Dave NESTER	10 118 Daniel THOMPSON
ROW 3	9 646 Sukhminder RAI	8 50 Dan WELFORD	7 82 Matthew HAWKINS
ROW 2	6 161 Dean ANDERSON	5 88 Adrian CUFF	4 272 Daniel JOHNSON
ROW 1	3 110 Peter GUNN	2 195 Glenn WALSH	1 175 Mark KENDLE **Pole**

Donington Park National
Circuit Length = 1.9790 miles

These results are provisional until the conclusion of any judicial and technical matters.

Clerk Of Course :		Timekeeper :

Results can be found at www.tsl-timing.com

Printed - 13:15 Saturday, 16 June 2018

TSL SPORTS TIMING TIMING SOLUTIONS LTD

MRO

BMCRC - MRO Championships 2018 - Rnd 5 @ Donington Park

L&W Contractors Rookie 600 & 1000

RACE 4 - CLASSIFICATION

POS	NO	CL	PIC	NAME	ENTRY	LAPS	TIME	GAP	DIFF	MPH	BEST	ON
1	272	1000	1	Daniel JOHNSON	BMW -	7	8:52.736			93.35	1:15.034	6
2	195	1000	2	Glenn WALSH	Kawasaki - GW ELECTRICAL	7	8:54.405	1.669	1.669	93.06	1:14.951	7
3	175	1000	3	Mark KENDLE	Kawasaki - LiMAR OILTOOLS	7	8:57.109	4.373	2.704	92.59	1:15.572	2
4	110	1000	4	Peter GUNN	BMW - Cannons BMW Motorrad	7	8:57.710	4.974	0.601	92.49	1:14.696	6
5	161	1000	5	Dean ANDERSON	Honda - FOG Racing	7	9:15.136	22.400	17.426	89.59	1:18.296	7
6	88 *	1000	6	Adrian CUFF	Honda - Qwikfast	7	9:15.453	22.717	0.317	89.54	1:18.276	5
7	82	1000	7	Matthew HAWKINS	Yamaha -	7	9:16.399	23.663	0.946	89.38	1:18.400	6
8	50	1000	8	Dan WELFORD	Suzuki - SEG Sussex Electric Gates/ Vistec system	7	9:27.856	35.120	11.457	87.58	1:19.320	6
9	646 *	1000	9	Sukhminder RAI	Aprilia - Asian Sensation	7	9:37.431	44.695	9.575	86.13	1:19.398	3
10	118	1000	10	Daniel THOMPSON	Suzuki -	7	9:47.846	55.110	10.415	84.60	1:22.096	5
11	128	1000	11	Kevin CLARKE	Suzuki -	7	9:49.101	56.365	1.255	84.42	1:21.448	3
12	39	600	1	Max MORGAN	Kawasaki - MSS PERFORMANCE	7	9:57.658	1:04.922	8.557	83.21	1:17.552	6
13	107	600	2	Michael WHEELDON	Triumph -	7	10:01.024	1:08.288	3.366	82.75	1:18.255	5
14	818	600	3	Alex BARKER	Yamaha - Courtneys Vehicle Logistics & Barker Wo	7	10:03.931	1:11.195	2.907	82.35	1:19.019	6
15	42	600	4	Michael ATTWOOD	Yamaha - Moremoto	7	10:06.137	1:13.401	2.206	82.05	1:19.242	6
16	21	600	5	Nick WHITCHER	Yamaha -	7	10:10.700	1:17.964	4.563	81.44	1:19.445	4
17	194	600	6	Liam CRACKNELL	Kawasaki -	7	10:10.785	1:18.049	0.085	81.42	1:20.320	4
18	188	600	7	Dawid KRAWIECKI	Yamaha - Code Blue LTD	7	10:10.915	1:18.179	0.130	81.41	1:20.114	7
19	100	600	8	Craig HOWTON	Suzuki - Me	6	8:56.098	1 Lap	1 Lap	79.48	1:20.857	6
20	176	600	9	Steve BEATTIE	Triumph -	6	8:58.418	1 Lap	2.320	79.14	1:21.093	3
21	8	600	10	Dave SAUNDERS	Honda -	6	9:08.536	1 Lap	10.118	77.68	1:22.595	5
22	2	600	11	Toby TRUNDLE	Triumph - Harris Motorcycles Ltd - Harlow Essex	6	9:11.207	1 Lap	2.671	77.30	1:22.848	5
23	20	600	12	Matt CLARKE	Kawasaki - Hayley Group PLC	6	9:12.013	1 Lap	0.806	77.19	1:22.888	5
24	69	600	13	Robert WINDEATT	Triumph - L&W Contractors	6	9:12.617	1 Lap	0.604	77.10	1:23.260	5
25	84	600	14	Phillip McMANAMON	Honda -	6	9:31.561	1 Lap	18.944	74.55	1:25.813	5
26	41	600	15	James CLEARY	Triumph -	6	9:36.071	1 Lap	4.510	73.96	1:25.934	6
27	24	600	16	Mark REYNOLDS	Yamaha -	6	9:57.580	1 Lap	21.509	71.30	1:30.827	4
28	33	600	17	Mark LAWRENCE	Honda - Sarky racing	6	10:07.116	1 Lap	9.536	70.18	1:31.651	6
					NOT CLASSIFIED							
DNF	25	1000		Mark HART	Suzuki - Barista 23, Elmwood Coachworks, ripley ca	4	6:11.158	3 Laps	2 Laps	76.41	1:29.484	2
DNF	59	1000		Dave NESTER	Bmw -	2	3:49.511	5 Laps	2 Laps	61.49		

FASTEST LAP

110	1000	Peter GUNN	BMW - Cannons BMW Motorrad	6	1:14.696	95.38 mph	153.50 kph
39	600	Max MORGAN	Kawasaki - MSS PERFORMANCE	6	1:17.552	91.86 mph	147.84 kph

*** No. 646 - 10 second penalty - jump start**
*** No. 88 - Please fit a working transponder**
Class 1000 - 92.5% of Race Speed = 86.34 mph
Class 600 - 92.5% of Race Speed = 76.96 mph

Donington Park National
Circuit Length = 1.9790 miles
Start: 15:42 Flag 15:51 End: 15:53

Weather / Track : Bright / Dry
These results are provisional until the conclusion of any judicial and technical matters.

Clerk Of Course :		Timekeeper :

Results can be found at www.tsl-timing.com

Printed - 15:53 Saturday, 16 June 2018

BMCRC - MRO Championships 2018 - Rnd 5 @ Donington Park

L&W Contractors Rookie 600 & 1000

RACE 4 - LAP CHART

LAP 1 @ 15:44:11.506

NO	BEHIND	LAP TIME
175		1:18.718
110	0.221	1:18.939
195	0.479	1:19.197
272	1.269	1:19.987
88	4.258	1:22.976
161	4.453	1:23.171
82	4.926	1:23.644
50	7.620	1:26.338
646	8.177	1:26.895
118	11.308	1:30.026
25	13.734	1:32.452
59	15.082	1:33.800
128	15.173	1:33.891
39	46.505	2:05.223
107	47.536	2:06.254
818	47.857	2:06.575
42	48.329	2:07.047
188	48.674	2:07.392
194	49.181	2:07.899
100	49.960	2:08.678
21	50.075	2:08.793
176	51.038	2:09.756
2	52.190	2:10.908
8	52.528	2:11.246
20	53.219	2:11.937
69	53.397	2:12.115
84	55.934	2:14.652
41	56.837	2:15.555
24	1:00.529	2:19.247
33	1:05.502	2:24.220

LAP 2 @ 15:45:27.078

NO	BEHIND	LAP TIME
175		1:15.572
110	0.250	1:15.601
195	0.727	1:15.820
272	1.154	1:15.457
88	7.178	1:18.492
161	7.472	1:18.591
82	7.966	1:18.612
646	12.091	1:19.486
50	12.664	1:20.616
118	18.575	1:22.839
128	23.464	1:23.863
25	27.646	1:29.484
39	51.101	1:20.168
107	51.682	1:19.718
818	52.720	1:20.435
42	53.395	1:20.638
194	53.969	1:20.360
188	54.435	1:21.333
100	55.537	1:21.149
21	55.915	1:21.412
176	56.898	1:21.432
8	1:01.678	1:24.722
2	1:02.131	1:25.513
20	1:02.669	1:25.022
69	1:03.149	1:25.324
84	1:08.952	1:28.590
41	1:09.522	1:28.257
59	1:15.221	2:15.711 **P**

LAP 3 @ 15:46:42.460

NO	BEHIND	LAP TIME
110		1:15.132
175	0.947	1:16.329
272	1.124	1:15.352
195	1.467	1:16.122
24	1 Lap	1:32.233
33	1 Lap	1:33.886
88	10.486	1:18.690
161	10.876	1:18.786
82	11.464	1:18.880
646	16.107	1:19.398
50	18.211	1:20.929
118	27.070	1:23.877
128	29.530	1:21.448
25	43.262	1:30.998
39	54.812	1:19.093
107	55.356	1:19.056
818	56.882	1:19.544
42	58.113	1:20.100
194	59.468	1:20.881
188	59.891	1:20.838
100	1:01.939	1:21.784
21	1:01.960	1:21.427
176	1:02.609	1:21.093
8	1:10.029	1:23.733
2	1:11.080	1:24.331
20	1:11.833	1:24.546
69	1:12.567	1:24.800

LAP 4 @ 15:47:58.660

NO	BEHIND	LAP TIME
110		1:16.200
272	0.610	1:15.686
175	1.198	1:16.451
195	1.477	1:16.210
41	1 Lap	1:26.998
84	1 Lap	1:28.845
88	13.735	1:19.449
161	13.898	1:19.222
82	14.451	1:19.187
24	1 Lap	1:31.312
646	20.285	1:20.378
50	22.801	1:20.790
33	1 Lap	1:32.506
118	34.538	1:23.668
128	36.080	1:22.750
39	57.509	1:18.897
107	58.524	1:19.368
818	1:00.198	1:19.516
42	1:01.860	1:19.947
194	1:03.588	1:20.320
188	1:04.318	1:20.627
21	1:05.205	1:19.445
25	1:05.286	1:38.224 **P**
100	1:07.799	1:22.060
176	1:07.998	1:21.589

LAP 5 @ 15:49:14.766

NO	BEHIND	LAP TIME
272		1:15.496
8	1 Lap	1:23.032
110	0.768	1:16.874
175	1.948	1:16.856
195	2.322	1:16.951
2	1 Lap	1:24.233
20	1 Lap	1:24.190
69	1 Lap	1:23.680
41	1 Lap	1:26.057
88	15.905	1:18.276
161	16.360	1:18.568
82	17.308	1:18.963
84	1 Lap	1:27.420
646	23.903	1:19.724
50	26.438	1:19.743
24	1 Lap	1:30.827
33	1 Lap	1:31.881
118	40.528	1:22.096
128	42.526	1:22.552
39	59.698	1:18.295
107	1:00.673	1:18.255
818	1:03.425	1:19.333
42	1:05.548	1:19.794
194	1:07.945	1:20.463
188	1:08.510	1:20.298
21	1:09.134	1:20.035
100	1:13.263	1:21.570
176	1:13.561	1:21.669

LAP 6 @ 15:50:29.800

NO	BEHIND	LAP TIME
272		1:15.034
110	0.430	1:14.696
195	2.442	1:15.154
175	3.363	1:16.449
8	1 Lap	1:22.595
2	1 Lap	1:22.848
20	1 Lap	1:22.888
69	1 Lap	1:23.260
88	19.364	1:18.493
161	19.828	1:18.502
82	20.674	1:18.400
84	1 Lap	1:25.813
646	30.304	1:21.435
50	30.724	1:19.320
41	1 Lap	1:33.270
118	48.683	1:23.189
24	1 Lap	1:32.464
128	49.323	1:21.831
33	1 Lap	1:32.972
39	1:02.216	1:17.552
107	1:04.404	1:18.765
818	1:07.410	1:19.019
42	1:09.756	1:19.242
194	1:13.423	1:20.512
188	1:13.789	1:20.313
21	1:14.152	1:20.052

LAP 7 @ 15:51:45.524

NO	BEHIND	LAP TIME
272		1:15.724
195	1.669	1:14.951
100	1 Lap	1:20.857
175	4.373	1:16.734
110	4.974	1:20.268
176	1 Lap	1:22.879
8	1 Lap	1:23.208
2	1 Lap	1:23.374
20	1 Lap	1:23.430
69	1 Lap	1:23.438
161	22.400	1:18.296
88	22.717	1:19.077
82	23.663	1:18.713
646	34.695	1:20.115
50	35.120	1:20.120
84	1 Lap	1:26.241
41	1 Lap	1:25.934
118	55.110	1:22.151
128	56.365	1:22.766
24	1 Lap	1:31.497
39	1:04.922	1:18.430
107	1:08.288	1:19.608
818	1:11.195	1:19.509
42	1:13.401	1:19.369
33	1 Lap	1:31.651
21	1:17.964	1:19.536
194	1:18.049	1:20.350
188	1:18.179	1:20.114

Weather / Track : Bright / Dry

Donington Park National
Circuit Length = 1.9790 miles
Start: 15:42 Flag 15:51 End: 15:53

Results can be found at www.tsl-timing.com

Printed - 15:53 Saturday, 16 June 2018

BMCRC - MRO Championships 2018 - Rnd 5 @ Donington Park

L&W Contractors Rookie 600 & 1000

RACE 4 - SECTOR ANALYSIS

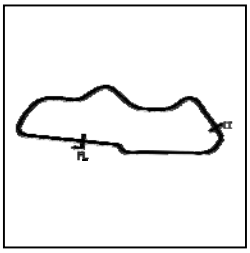

SECTOR 1 = FL to I1, SECTOR 2 = I1 to FL, DIFF = Difference To Personal Best Lap, P = Crossed Finish Line in Pit Lane, D = Time Disallowed

P1 272 1000 Daniel JOHNSON BMW -

IDEAL LAP TIME : 1:14.988 BEST LAP TIME : 1:15.034 DIFFERENCE : 0.046

LAP	SECTOR 1	SECTOR 2	LAP TIME	MPH	DIFF	TIME OF DAY
1 -		26.141	1:19.987	89.07	4.953	15:44:12.775
2 -	49.410	26.047	1:15.457 (3)	94.41	0.423	15:45:28.232
3 -	***49.184***	26.168	1:15.352 (2)	94.55	0.318	15:46:43.584
4 -	49.596	26.090	1:15.686	94.13	0.652	15:47:59.270
5 -	49.412	26.084	1:15.496	94.37	0.462	15:49:14.766
6 -	49.230	***25.804***	***1:15.034*** (1)	***94.95***		***15:50:29.800***
7 -	49.192	26.532	1:15.724	94.08	0.690	15:51:45.524

P2 195 1000 Glenn WALSH Kawasaki - GW ELECTRICAL

IDEAL LAP TIME : 1:14.772 BEST LAP TIME : 1:14.951 DIFFERENCE : 0.179

LAP	SECTOR 1	SECTOR 2	LAP TIME	MPH	DIFF	TIME OF DAY
1 -		25.987	1:19.197	89.96	4.246	15:44:11.985
2 -	49.760	26.060	1:15.820 (3)	93.96	0.869	15:45:27.805
3 -	49.721	26.401	1:16.122	93.59	1.171	15:46:43.927
4 -	50.230	25.980	1:16.210	93.48	1.259	15:48:00.137
5 -	50.058	26.893	1:16.951	92.58	2.000	15:49:17.088
6 -	49.515	***25.639***	1:15.154 (2)	94.80	0.203	15:50:32.242
7 -	***49.133***	25.818	***1:14.951*** (1)	***95.05***		***15:51:47.193***

P3 175 1000 Mark KENDLE Kawasaki - LiMAR OILTOOLS

IDEAL LAP TIME : 1:15.479 BEST LAP TIME : 1:15.572 DIFFERENCE : 0.093

LAP	SECTOR 1	SECTOR 2	LAP TIME	MPH	DIFF	TIME OF DAY
1 -		26.241	1:18.718	90.50	3.146	15:44:11.506
2 -	49.748	25.824	***1:15.572*** (1)	***94.27***		***15:45:27.078***
3 -	49.810	26.519	1:16.329 (2)	93.34	0.757	15:46:43.407
4 -	50.358	26.093	1:16.451	93.19	0.879	15:47:59.858
5 -	49.968	26.888	1:16.856	92.70	1.284	15:49:16.714
6 -	50.633	***25.816***	1:16.449 (3)	93.19	0.877	15:50:33.163
7 -	***49.663***	27.071	1:16.734	92.84	1.162	15:51:49.897

P4 110 1000 Peter GUNN BMW - Cannons BMW Motorrad

IDEAL LAP TIME : 1:14.451 BEST LAP TIME : 1:14.696 DIFFERENCE : 0.245

LAP	SECTOR 1	SECTOR 2	LAP TIME	MPH	DIFF	TIME OF DAY
1 -		26.268	1:18.939	90.25	4.243	15:44:11.727
2 -	49.627	25.974	1:15.601 (3)	94.24	0.905	15:45:27.328
3 -	***48.655***	26.477	1:15.132 (2)	94.82	0.436	15:46:42.460
4 -	49.851	26.349	1:16.200	93.49	1.504	15:47:58.660
5 -	50.295	26.579	1:16.874	92.67	2.178	15:49:15.534
6 -	48.900	***25.796***	***1:14.696*** (1)	***95.38***		***15:50:30.230***
7 -	48.874	31.394	1:20.268	88.76	5.572	15:51:50.498

P5 161 1000 Dean ANDERSON Honda - FOG Racing

IDEAL LAP TIME : 1:17.744 BEST LAP TIME : 1:18.296 DIFFERENCE : 0.552

LAP	SECTOR 1	SECTOR 2	LAP TIME	MPH	DIFF	TIME OF DAY
1 -		27.354	1:23.171	85.66	4.875	15:44:15.959
2 -	51.116	27.475	1:18.591	90.65	0.295	15:45:34.550
3 -	51.515	27.271	1:18.786	90.43	0.490	15:46:53.336
4 -	51.956	27.266	1:19.222	89.93	0.926	15:48:12.558
5 -	51.133	27.435	1:18.568 (3)	90.68	0.272	15:49:31.126
6 -	51.423	***27.079***	1:18.502 (2)	90.75	0.206	15:50:49.628
7 -	***50.665***	27.631	***1:18.296*** (1)	***90.99***		***15:52:07.924***

P6 88 1000 Adrian CUFF Honda - Qwikfast

IDEAL LAP TIME : BEST LAP TIME : 1:18.276 DIFFERENCE :

LAP	SECTOR 1	SECTOR 2	LAP TIME	MPH	DIFF	TIME OF DAY

Weather / Track : Bright / Dry

Donington Park National
Circuit Length = 1.9790 miles
Start: 15:42 Flag 15:51 End: 15:53

BMCRC - MRO Championships 2018 - Rnd 5 @ Donington Park

L&W Contractors Rookie 600 & 1000

RACE 4 - SECTOR ANALYSIS

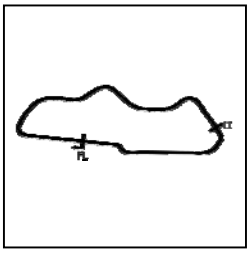

SECTOR 1 = FL to I1, SECTOR 2 = I1 to FL, DIFF = Difference To Personal Best Lap, P = Crossed Finish Line in Pit Lane, D = Time Disallowed

1 -	1:22.976	85.86	4.700	15:44:15.764
2 -	1:18.492 (2)	90.76	0.216	15:45:34.256
3 -	1:18.690	90.54	0.414	15:46:52.946
4 -	1:19.449	89.67	1.173	15:48:12.395
5 -	***1:18.276 (1)***	***91.01***		***15:49:30.671***
6 -	1:18.493 (3)	90.76	0.217	15:50:49.164
7 -	1:19.077	90.09	0.801	15:52:08.241

P7 82 1000 Matthew HAWKINS Yamaha -

IDEAL LAP TIME : 1:18.314 BEST LAP TIME : 1:18.400 DIFFERENCE : 0.086

LAP	SECTOR 1	SECTOR 2	LAP TIME	MPH	DIFF	TIME OF DAY
1 -		27.361	1:23.644	85.17	5.244	15:44:16.432
2 -	51.212	27.400	1:18.612 (2)	90.63	0.212	15:45:35.044
3 -	51.460	27.420	1:18.880	90.32	0.480	15:46:53.924
4 -	51.923	27.264	1:19.187	89.97	0.787	15:48:13.111
5 -	51.739	27.224	1:18.963	90.22	0.563	15:49:32.074
6 -	***51.160***	27.240	***1:18.400 (1)***	***90.87***		***15:50:50.474***
7 -	51.559	***27.154***	1:18.713 (3)	90.51	0.313	15:52:09.187

P8 50 1000 Dan WELFORD Suzuki - SEG Sussex Electric Gates/ Vistec systems

IDEAL LAP TIME : 1:18.546 BEST LAP TIME : 1:19.320 DIFFERENCE : 0.774

LAP	SECTOR 1	SECTOR 2	LAP TIME	MPH	DIFF	TIME OF DAY
1 -		27.853	1:26.338	82.51	7.018	15:44:19.126
2 -	53.581	***27.035***	1:20.616	88.37	1.296	15:45:39.742
3 -	53.380	27.549	1:20.929	88.03	1.609	15:47:00.671
4 -	53.013	27.777	1:20.790	88.18	1.470	15:48:21.461
5 -	52.685	27.058	1:19.743 (2)	89.34	0.423	15:49:41.204
6 -	***51.511***	27.809	***1:19.320 (1)***	***89.82***		***15:51:00.524***
7 -	52.975	27.145	1:20.120 (3)	88.92	0.800	15:52:20.644

P9 646 1000 Sukhminder RAI Aprilia - Asian Sensation

IDEAL LAP TIME : 1:19.102 BEST LAP TIME : 1:19.398 DIFFERENCE : 0.296

LAP	SECTOR 1	SECTOR 2	LAP TIME	MPH	DIFF	TIME OF DAY
1 -		27.942	1:26.895	81.99	7.497	15:44:19.683
2 -	51.981	***27.505***	1:19.486 (2)	89.63	0.088	15:45:39.169
3 -	***51.597***	27.801	***1:19.398 (1)***	***89.73***		***15:46:58.567***
4 -	52.647	27.731	1:20.378	88.63	0.980	15:48:18.945
5 -	52.016	27.708	1:19.724 (3)	89.36	0.326	15:49:38.669
6 -	52.378	29.057	1:21.435	87.48	2.037	15:51:00.104
7 -	52.170	27.945	1:20.115	88.93	0.717	15:52:20.219

P10 118 1000 Daniel THOMPSON Suzuki -

IDEAL LAP TIME : 1:21.596 BEST LAP TIME : 1:22.096 DIFFERENCE : 0.500

LAP	SECTOR 1	SECTOR 2	LAP TIME	MPH	DIFF	TIME OF DAY
1 -		28.970	1:30.026	79.13	7.930	15:44:22.814
2 -	54.536	28.303	1:22.839 (3)	86.00	0.743	15:45:45.653
3 -	53.977	29.900	1:23.877	84.94	1.781	15:47:09.530
4 -	54.929	28.739	1:23.668	85.15	1.572	15:48:33.198
5 -	54.153	***27.943***	***1:22.096 (1)***	***86.78***		***15:49:55.294***
6 -	***53.653***	29.536	1:23.189	85.64	1.093	15:51:18.483
7 -	54.057	28.094	1:22.151 (2)	86.72	0.055	15:52:40.634

P11 128 1000 Kevin CLARKE Suzuki -

IDEAL LAP TIME : 1:20.837 BEST LAP TIME : 1:21.448 DIFFERENCE : 0.611

LAP	SECTOR 1	SECTOR 2	LAP TIME	MPH	DIFF	TIME OF DAY
1 -		30.987	1:33.891	75.88	12.443	15:44:26.679
2 -	55.406	28.457	1:23.863	84.95	2.415	15:45:50.542
3 -	***53.270***	28.178	***1:21.448 (1)***	***87.47***		***15:47:11.990***
4 -	54.796	27.954	1:22.750	86.09	1.302	15:48:34.740

Weather / Track : Bright / Dry

Donington Park National
Circuit Length = 1.9790 miles
Start: 15:42 Flag 15:51 End: 15:53

BMCRC - MRO Championships 2018 - Rnd 5 @ Donington Park

L&W Contractors Rookie 600 & 1000

RACE 4 - SECTOR ANALYSIS

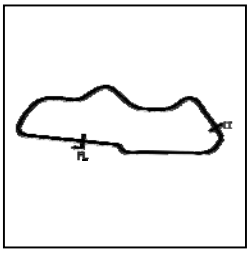

SECTOR 1 = FL to I1, SECTOR 2 = I1 to FL, DIFF = Difference To Personal Best Lap, P = Crossed Finish Line in Pit Lane, D = Time Disallowed

5 -	54.242	28.310	1:22.552 **(3)**	86.30	1.104	15:49:57.292
6 -	54.264	***27.567***	1:21.831 **(2)**	87.06	0.383	15:51:19.123
7 -	54.928	27.838	1:22.766	86.08	1.318	15:52:41.889

P12 39 600 Max MORGAN Kawasaki - MSS PERFORMANCE

IDEAL LAP TIME : 1:17.552 BEST LAP TIME : 1:17.552 DIFFERENCE : 0.000

LAP	SECTOR 1	SECTOR 2	LAP TIME	MPH	DIFF	TIME OF DAY
1 -		27.738	2:05.223	56.89	47.671	15:44:58.011
2 -	52.120	28.048	1:20.168	88.87	2.616	15:46:18.179
3 -	51.747	27.346	1:19.093	90.07	1.541	15:47:37.272
4 -	51.290	27.607	1:18.897	90.30	1.345	15:48:56.169
5 -	51.014	27.281	1:18.295 **(2)**	90.99	0.743	15:50:14.464
6 -	***50.494***	***27.058***	***1:17.552*** **(1)**	***91.86***		***15:51:32.016***
7 -	51.210	27.220	1:18.430 **(3)**	90.84	0.878	15:52:50.446

P13 107 600 Michael WHEELDON Triumph -

IDEAL LAP TIME : 1:17.943 BEST LAP TIME : 1:18.255 DIFFERENCE : 0.312

LAP	SECTOR 1	SECTOR 2	LAP TIME	MPH	DIFF	TIME OF DAY
1 -		28.254	2:06.254	56.43	47.999	15:44:59.042
2 -	51.933	27.785	1:19.718	89.37	1.463	15:46:18.760
3 -	51.452	27.604	1:19.056 **(3)**	90.12	0.801	15:47:37.816
4 -	51.355	28.013	1:19.368	89.76	1.113	15:48:57.184
5 -	***50.846***	27.409	***1:18.255*** **(1)**	***91.04***		***15:50:15.439***
6 -	51.286	27.479	1:18.765 **(2)**	90.45	0.510	15:51:34.204
7 -	52.511	***27.097***	1:19.608	89.49	1.353	15:52:53.812

P14 818 600 Alex BARKER Yamaha - Courtneys Vehicle Logistics & Barker Woodrow Archit

IDEAL LAP TIME : 1:18.905 BEST LAP TIME : 1:19.019 DIFFERENCE : 0.114

LAP	SECTOR 1	SECTOR 2	LAP TIME	MPH	DIFF	TIME OF DAY
1 -		28.527	2:06.575	56.28	47.556	15:44:59.363
2 -	52.578	27.857	1:20.435	88.57	1.416	15:46:19.798
3 -	51.921	27.623	1:19.544	89.56	0.525	15:47:39.342
4 -	52.222	***27.294***	1:19.516	89.60	0.497	15:48:58.858
5 -	51.698	27.635	1:19.333 **(2)**	89.80	0.314	15:50:18.191
6 -	***51.611***	27.408	***1:19.019*** **(1)**	***90.16***		***15:51:37.210***
7 -	52.018	27.491	1:19.509 **(3)**	89.60	0.490	15:52:56.719

P15 42 600 Michael ATTWOOD Yamaha - Moremoto

IDEAL LAP TIME : 1:18.962 BEST LAP TIME : 1:19.242 DIFFERENCE : 0.280

LAP	SECTOR 1	SECTOR 2	LAP TIME	MPH	DIFF	TIME OF DAY
1 -		28.195	2:07.047	56.07	47.805	15:44:59.835
2 -	52.542	28.096	1:20.638	88.35	1.396	15:46:20.473
3 -	51.926	28.174	1:20.100	88.94	0.858	15:47:40.573
4 -	52.331	27.616	1:19.947	89.11	0.705	15:49:00.520
5 -	52.217	27.577	1:19.794 **(3)**	89.28	0.552	15:50:20.314
6 -	51.745	***27.497***	***1:19.242*** **(1)**	***89.90***		***15:51:39.556***
7 -	***51.465***	27.904	1:19.369 **(2)**	89.76	0.127	15:52:58.925

P16 21 600 Nick WHITCHER Yamaha -

IDEAL LAP TIME : 1:18.928 BEST LAP TIME : 1:19.445 DIFFERENCE : 0.517

LAP	SECTOR 1	SECTOR 2	LAP TIME	MPH	DIFF	TIME OF DAY
1 -		28.867	2:08.793	55.31	49.348	15:45:01.581
2 -	53.387	28.025	1:21.412	87.51	1.967	15:46:22.993
3 -	53.443	27.984	1:21.427	87.49	1.982	15:47:44.420
4 -	52.109	27.336	***1:19.445*** **(1)**	***89.68***		***15:49:03.865***
5 -	52.813	***27.222***	1:20.035 **(3)**	89.01	0.590	15:50:23.900
6 -	52.191	27.861	1:20.052	89.00	0.607	15:51:43.952
7 -	***51.706***	27.830	1:19.536 **(2)**	89.57	0.091	15:53:03.488

Weather / Track : Bright / Dry

Donington Park National
Circuit Length = 1.9790 miles
Start: 15:42 Flag 15:51 End: 15:53

BMCRC - MRO Championships 2018 - Rnd 5 @ Donington Park

L&W Contractors Rookie 600 & 1000

RACE 4 - SECTOR ANALYSIS

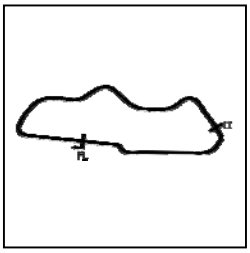

SECTOR 1 = FL to I1, SECTOR 2 = I1 to FL, DIFF = Difference To Personal Best Lap, P = Crossed Finish Line in Pit Lane, D = Time Disallowed

P17 194 600 Liam CRACKNELL Kawasaki -

IDEAL LAP TIME : 1:19.956 BEST LAP TIME : 1:20.320 DIFFERENCE : 0.364

LAP	SECTOR 1	SECTOR 2	LAP TIME	MPH	DIFF	TIME OF DAY
1 -		28.435	2:07.899	55.70	47.579	15:45:00.687
2 -	52.568	27.792	1:20.360 (3)	88.65	0.040	15:46:21.047
3 -	52.570	28.311	1:20.881	88.08	0.561	15:47:41.928
4 -	52.287	28.033	***1:20.320 (1)***	***88.70***		***15:49:02.248***
5 -	52.567	27.896	1:20.463	88.54	0.143	15:50:22.711
6 -	52.767	***27.745***	1:20.512	88.49	0.192	15:51:43.223
7 -	***52.211***	28.139	1:20.350 (2)	88.67	0.030	15:53:03.573

P18 188 600 Dawid KRAWIECKI Yamaha - Code Blue LTD

IDEAL LAP TIME : 1:19.967 BEST LAP TIME : 1:20.114 DIFFERENCE : 0.147

LAP	SECTOR 1	SECTOR 2	LAP TIME	MPH	DIFF	TIME OF DAY
1 -		28.828	2:07.392	55.92	47.278	15:45:00.180
2 -	52.806	28.527	1:21.333	87.59	1.219	15:46:21.513
3 -	***52.351***	28.487	1:20.838	88.13	0.724	15:47:42.351
4 -	52.611	28.016	1:20.627	88.36	0.513	15:49:02.978
5 -	52.443	27.855	1:20.298 (2)	88.72	0.184	15:50:23.276
6 -	52.466	27.847	1:20.313 (3)	88.71	0.199	15:51:43.589
7 -	52.498	***27.616***	***1:20.114 (1)***	***88.93***		***15:53:03.703***

P19 100 600 Craig HOWTON Suzuki - Me

IDEAL LAP TIME : 1:20.857 BEST LAP TIME : 1:20.857 DIFFERENCE : 0.000

LAP	SECTOR 1	SECTOR 2	LAP TIME	MPH	DIFF	TIME OF DAY
1 -		28.434	2:08.678	55.36	47.821	15:45:01.466
2 -	52.782	28.367	1:21.149 (2)	87.79	0.292	15:46:22.615
3 -	53.299	28.485	1:21.784	87.11	0.927	15:47:44.399
4 -	53.651	28.409	1:22.060	86.82	1.203	15:49:06.459
5 -	53.393	28.177	1:21.570 (3)	87.34	0.713	15:50:28.029
6 -	***52.780***	***28.077***	***1:20.857 (1)***	***88.11***		***15:51:48.886***

P20 176 600 Steve BEATTIE Triumph -

IDEAL LAP TIME : 1:20.893 BEST LAP TIME : 1:21.093 DIFFERENCE : 0.200

LAP	SECTOR 1	SECTOR 2	LAP TIME	MPH	DIFF	TIME OF DAY
1 -		28.611	2:09.756	54.90	48.663	15:45:02.544
2 -	53.248	28.184	1:21.432 (2)	87.49	0.339	15:46:23.976
3 -	52.853	28.240	***1:21.093 (1)***	***87.85***		***15:47:45.069***
4 -	53.522	***28.067***	1:21.589 (3)	87.32	0.496	15:49:06.658
5 -	***52.826***	28.843	1:21.669	87.23	0.576	15:50:28.327
6 -	54.163	28.716	1:22.879	85.96	1.786	15:51:51.206

P21 8 600 Dave SAUNDERS Honda -

IDEAL LAP TIME : 1:22.139 BEST LAP TIME : 1:22.595 DIFFERENCE : 0.456

LAP	SECTOR 1	SECTOR 2	LAP TIME	MPH	DIFF	TIME OF DAY
1 -		29.535	2:11.246	54.28	48.651	15:45:04.034
2 -	55.258	29.464	1:24.722	84.09	2.127	15:46:28.756
3 -	55.191	28.542	1:23.733	85.08	1.138	15:47:52.489
4 -	55.106	***27.926***	1:23.032 (2)	85.80	0.437	15:49:15.521
5 -	***54.213***	28.382	***1:22.595 (1)***	***86.25***		***15:50:38.116***
6 -	54.632	28.576	1:23.208 (3)	85.62	0.613	15:52:01.324

P22 2 600 Toby TRUNDLE Triumph - Harris Motorcycles Ltd - Harlow Essex

IDEAL LAP TIME : 1:22.848 BEST LAP TIME : 1:22.848 DIFFERENCE : 0.000

LAP	SECTOR 1	SECTOR 2	LAP TIME	MPH	DIFF	TIME OF DAY
1 -		29.154	2:10.908	54.42	48.060	15:45:03.696
2 -	55.652	29.861	1:25.513	83.31	2.665	15:46:29.209
3 -	55.424	28.907	1:24.331	84.48	1.483	15:47:53.540

Weather / Track : Bright / Dry

Donington Park National
Circuit Length = 1.9790 miles
Start: 15:42 Flag 15:51 End: 15:53

BMCRC - MRO Championships 2018 - Rnd 5 @ Donington Park

L&W Contractors Rookie 600 & 1000

RACE 4 - SECTOR ANALYSIS

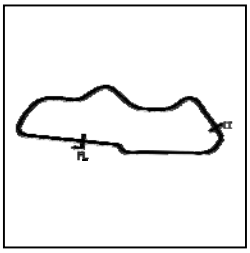

SECTOR 1 = FL to I1, SECTOR 2 = I1 to FL, DIFF = Difference To Personal Best Lap, P = Crossed Finish Line in Pit Lane, D = Time Disallowed

4 -	55.185	29.048	1:24.233	(3)	84.58	1.385	15:49:17.773
5 -	***54.482***	***28.366***	***1:22.848***	**(1)**	***85.99***		***15:50:40.621***
6 -	54.696	28.678	1:23.374	(2)	85.45	0.526	15:52:03.995

P23 20 600 Matt CLARKE Kawasaki - Hayley Group PLC

IDEAL LAP TIME : 1:22.888 BEST LAP TIME : 1:22.888 DIFFERENCE : 0.000

LAP	SECTOR 1	SECTOR 2	LAP TIME		MPH	DIFF	TIME OF DAY
1 -		29.339	2:11.937		54.00	49.049	15:45:04.725
2 -	55.299	29.723	1:25.022		83.79	2.134	15:46:29.747
3 -	55.595	28.951	1:24.546		84.26	1.658	15:47:54.293
4 -	55.107	29.083	1:24.190	(3)	84.62	1.302	15:49:18.483
5 -	***54.381***	***28.507***	***1:22.888***	**(1)**	***85.95***		***15:50:41.371***
6 -	54.562	28.868	1:23.430	(2)	85.39	0.542	15:52:04.801

P24 69 600 Robert WINDEATT Triumph - L&W Contractors

IDEAL LAP TIME : 1:23.041 BEST LAP TIME : 1:23.260 DIFFERENCE : 0.219

LAP	SECTOR 1	SECTOR 2	LAP TIME		MPH	DIFF	TIME OF DAY
1 -		28.930	2:12.115		53.92	48.855	15:45:04.903
2 -	55.919	29.405	1:25.324		83.50	2.064	15:46:30.227
3 -	55.821	28.979	1:24.800		84.01	1.540	15:47:55.027
4 -	54.828	28.852	1:23.680	(3)	85.14	0.420	15:49:18.707
5 -	54.735	***28.525***	***1:23.260***	**(1)**	***85.57***		***15:50:41.967***
6 -	***54.516***	28.922	1:23.438	(2)	85.38	0.178	15:52:05.405

P25 84 600 Phillip McMANAMON Honda -

IDEAL LAP TIME : 1:25.491 BEST LAP TIME : 1:25.813 DIFFERENCE : 0.322

LAP	SECTOR 1	SECTOR 2	LAP TIME		MPH	DIFF	TIME OF DAY
1 -		30.632	2:14.652		52.91	48.839	15:45:07.440
2 -	57.933	30.657	1:28.590		80.42	2.777	15:46:36.030
3 -	58.534	30.311	1:28.845		80.19	3.032	15:48:04.875
4 -	57.343	30.077	1:27.420	(3)	81.49	1.607	15:49:32.295
5 -	***55.934***	29.879	***1:25.813***	**(1)**	***83.02***		***15:50:58.108***
6 -	56.684	***29.557***	1:26.241	(2)	82.61	0.428	15:52:24.349

P26 41 600 James CLEARY Triumph -

IDEAL LAP TIME : 1:25.896 BEST LAP TIME : 1:25.934 DIFFERENCE : 0.038

LAP	SECTOR 1	SECTOR 2	LAP TIME		MPH	DIFF	TIME OF DAY
1 -		30.481	2:15.555		52.55	49.621	15:45:08.343
2 -	57.442	30.815	1:28.257		80.72	2.323	15:46:36.600
3 -	56.728	30.270	1:26.998	(3)	81.89	1.064	15:48:03.598
4 -	***56.229***	29.828	1:26.057	(2)	82.78	0.123	15:49:29.655
5 -	1:01.110	32.160	1:33.270		76.38	7.336	15:51:02.925
6 -	56.267	***29.667***	***1:25.934***	**(1)**	***82.90***		***15:52:28.859***

P27 24 600 Mark REYNOLDS Yamaha -

IDEAL LAP TIME : 1:30.628 BEST LAP TIME : 1:30.827 DIFFERENCE : 0.199

LAP	SECTOR 1	SECTOR 2	LAP TIME		MPH	DIFF	TIME OF DAY
1 -		31.583	2:19.247		51.16	48.420	15:45:12.035
2 -	1:00.451	31.782	1:32.233		77.24	1.406	15:46:44.268
3 -	59.745	31.567	1:31.312	(2)	78.02	0.485	15:48:15.580
4 -	***59.516***	31.311	***1:30.827***	**(1)**	***78.44***		***15:49:46.407***
5 -	1:00.007	32.457	1:32.464		77.05	1.637	15:51:18.871
6 -	1:00.385	***31.112***	1:31.497	(3)	77.86	0.670	15:52:50.368

P28 33 600 Mark LAWRENCE Honda - Sarky racing

IDEAL LAP TIME : 1:30.933 BEST LAP TIME : 1:31.651 DIFFERENCE : 0.718

LAP	SECTOR 1	SECTOR 2	LAP TIME		MPH	DIFF	TIME OF DAY
1 -		33.644	2:24.220		49.40	52.569	15:45:17.008

Weather / Track : Bright / Dry

Donington Park National
Circuit Length = 1.9790 miles
Start: 15:42 Flag 15:51 End: 15:53

BMCRC - MRO Championships 2018 - Rnd 5 @ Donington Park

L&W Contractors Rookie 600 & 1000

RACE 4 - SECTOR ANALYSIS

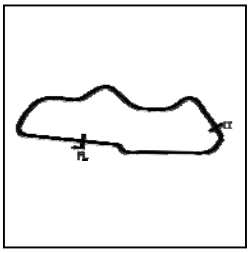

SECTOR 1 = FL to I1, SECTOR 2 = I1 to FL, DIFF = Difference To Personal Best Lap, P = Crossed Finish Line in Pit Lane, D = Time Disallowed

2 -	1:01.331	32.555	1:33.886		75.88	2.235	15:46:50.894
3 -	1:00.911	***31.595***	1:32.506	**(3)**	77.01	0.855	15:48:23.400
4 -	59.877	32.004	1:31.881	**(2)**	77.54	0.230	15:49:55.281
5 -	59.663	33.309	1:32.972		76.63	1.321	15:51:28.253
6 -	***59.338***	32.313	***1:31.651***	**(1)**	***77.73***		***15:52:59.904***

P29 25 1000 Mark HART Suzuki - Barista 23, Elmwood Coachworks, ripley carriage comp

IDEAL LAP TIME : 1:29.276 BEST LAP TIME : 1:29.484 DIFFERENCE : 0.208

LAP	SECTOR 1	SECTOR 2	LAP TIME		MPH	DIFF	TIME OF DAY
1 -		***30.265***	1:32.452		77.06	2.968	15:44:25.240
2 -	***59.011***	30.473	***1:29.484***	**(1)**	***79.61***		***15:45:54.724***
3 -	1:00.194	30.804	1:30.998	**(2)**	78.29	1.514	15:47:25.722
4 -	1:00.868	IN PIT	1:38.224	**P**	72.53	8.740	15:49:03.946

P30 59 1000 Dave NESTER Bmw -

IDEAL LAP TIME : 1:53.215 BEST LAP TIME : DIFFERENCE :

LAP	SECTOR 1	SECTOR 2	LAP TIME		MPH	DIFF	TIME OF DAY
1 -		***31.189***	1:33.800		75.95		15:44:26.588
2 -	***1:22.026***	IN PIT	2:15.711	**P**	52.49		15:46:42.299

Weather / Track : Bright / Dry

Donington Park National
Circuit Length = 1.9790 miles
Start: 15:42 Flag 15:51 End: 15:53

BMCRC - MRO Championships 2018 - Rnd 5 @ Donington Park

L&W Contractors Rookie 600 & 1000

RACE 4 - BEST SECTORS

SECTOR 1				SECTOR 2			IDEAL / BEST COMPARISON					
POS	NO	NAME	TIME	NO	NAME	TIME	POS	NO	NAME	IDEAL	BEST	DIFF
									PERFECT LAP	1:14.294		
1	110	GUNN	48.655	195	WALSH	25.639	1	110	GUNN	1:14.451	1:14.696	0.245
2	195	WALSH	49.133	110	GUNN	25.796	2	195	WALSH	1:14.772	1:14.951	0.179
3	272	JOHNSON	49.184	272	JOHNSON	25.804	3	272	JOHNSON	1:14.988	1:15.034	0.046
4	175	KENDLE	49.663	175	KENDLE	25.816	4	175	KENDLE	1:15.479	1:15.572	0.093
5	39	MORGAN	50.494	50	WELFORD	27.035	5	39	MORGAN	1:17.552	1:17.552	0.000
6	161	ANDERSON	50.665	39	MORGAN	27.058	6	161	ANDERSON	1:17.744	1:18.296	0.552
7	107	WHEELDON	50.846	161	ANDERSON	27.079	7	107	WHEELDON	1:17.943	1:18.255	0.312
8	82	HAWKINS	51.160	107	WHEELDON	27.097	8	82	HAWKINS	1:18.314	1:18.400	0.086
9	42	ATTWOOD	51.465	82	HAWKINS	27.154	9	50	WELFORD	1:18.546	1:19.320	0.774
10	50	WELFORD	51.511	21	WHITCHER	27.222	10	818	BARKER	1:18.905	1:19.019	0.114
11	646	RAI	51.597	818	BARKER	27.294	11	21	WHITCHER	1:18.928	1:19.445	0.517
12	818	BARKER	51.611	42	ATTWOOD	27.497	12	42	ATTWOOD	1:18.962	1:19.242	0.280
13	21	WHITCHER	51.706	646	RAI	27.505	13	646	RAI	1:19.102	1:19.398	0.296
14	194	CRACKNELL	52.211	128	CLARKE	27.567	14	194	CRACKNELL	1:19.956	1:20.320	0.364
15	188	KRAWIECKI	52.351	188	KRAWIECKI	27.616	15	188	KRAWIECKI	1:19.967	1:20.114	0.147
16	100	HOWTON	52.780	194	CRACKNELL	27.745	16	128	CLARKE	1:20.837	1:21.448	0.611
17	176	BEATTIE	52.826	8	SAUNDERS	27.926	17	100	HOWTON	1:20.857	1:20.857	0.000
18	128	CLARKE	53.270	118	THOMPSON	27.943	18	176	BEATTIE	1:20.893	1:21.093	0.200
19	118	THOMPSON	53.653	176	BEATTIE	28.067	19	118	THOMPSON	1:21.596	1:22.096	0.500
20	8	SAUNDERS	54.213	100	HOWTON	28.077	20	8	SAUNDERS	1:22.139	1:22.595	0.456
21	20	CLARKE	54.381	2	TRUNDLE	28.366	21	2	TRUNDLE	1:22.848	1:22.848	0.000
22	2	TRUNDLE	54.482	20	CLARKE	28.507	22	20	CLARKE	1:22.888	1:22.888	0.000
23	69	WINDEATT	54.516	69	WINDEATT	28.525	23	69	WINDEATT	1:23.041	1:23.260	0.219
24	84	McMANAMON	55.934	84	McMANAMON	29.557	24	84	McMANAMON	1:25.491	1:25.813	0.322
25	41	CLEARY	56.229	41	CLEARY	29.667	25	41	CLEARY	1:25.896	1:25.934	0.038
26	25	HART	59.011	25	HART	30.265	26	25	HART	1:29.276	1:29.484	0.208
27	33	LAWRENCE	59.338	24	REYNOLDS	31.112	27	24	REYNOLDS	1:30.628	1:30.827	0.199
28	24	REYNOLDS	59.516	59	NESTER	31.189	28	33	LAWRENCE	1:30.933	1:31.651	0.718
29	59	NESTER	1:22.026	33	LAWRENCE	31.595	29	59	NESTER	1:53.215		
30							30	88	CUFF		1:18.276	

Weather / Track : Bright / Dry

Donington Park National
Circuit Length = 1.9790 miles
Start: 15:42 Flag 15:51 End: 15:53

Results can be found at www.tsl-timing.com

Printed - 15:54 Saturday, 16 June 2018

BMCRC - MRO Championships 2018 - Rnd 5 @ Donington Park

L&W Contractors Rookie 600 & 1000

RACE 4 - GRID (10 Laps)

L&W CONTRACTORS LTD

ROW 13	39	38	37 **18** Jamie THOMAS
ROW 12	36 **5** Ben HARRISON	35 **33** Mark LAWRENCE 1:31.651	34 **24** Mark REYNOLDS 1:30.827
ROW 11	33 **41** James CLEARY 1:25.934	32 **84** Phillip McMANAMON 1:25.813	31 **69** Robert WINDEATT 1:23.260
ROW 10	30 **20** Matt CLARKE 1:22.888	29 **2** Toby TRUNDLE 1:22.848	28 **8** Dave SAUNDERS 1:22.595
ROW 9	27 **176** Steve BEATTIE 1:21.093	26 **100** Craig HOWTON 1:20.857	25 **194** Liam CRACKNELL 1:20.320
ROW 8	24 **188** Dawid KRAWIECKI 1:20.114	23 **21** Nick WHITCHER 1:19.445	22 **42** Michael ATTWOOD 1:19.242
ROW 7	21 **818** Alex BARKER 1:19.019	20 **107** Michael WHEELDON 1:18.255	19 **39** Max MORGAN 1:17.552
ROW 6	18	17	16
ROW 5	15	14 **43** Jack LENIHAN	13 **59** Dave NESTER
ROW 4	12 **25** Mark HART 1:29.484	11 **118** Daniel THOMPSON 1:22.096	10 **128** Kevin CLARKE 1:21.448
ROW 3	9 **646** Sukhminder RAI 1:19.398	8 **50** Dan WELFORD 1:19.320	7 **82** Matthew HAWKINS 1:18.400
ROW 2	6 **161** Dean ANDERSON 1:18.296	5 **88** Adrian CUFF 1:18.276	4 **175** Mark KENDLE 1:15.572
ROW 1	3 **272** Daniel JOHNSON 1:15.034	2 **195** Glenn WALSH 1:14.951	1 **110** Peter GUNN 1:14.696

Pole

Donington Park National
Circuit Length = 1.9790 miles

These results are provisional until the conclusion of any judicial and technical matters.

Clerk Of Course :		Timekeeper :

Results can be found at www.tsl-timing.com

Printed - 15:57 Saturday, 16 June 2018

TSL SPORTS TIMING TIMING SOLUTIONS LTD

MRO

BMCRC - MRO Championships 2018 - Rnd 5 @ Donington Park

L&W Contractors Rookie 600 & 1000

RACE 4 - CLASSIFICATION

POS	NO	CL	PIC	NAME	ENTRY	LAPS	TIME	GAP	DIFF	MPH	BEST	ON
1	**272**	1000	1	Daniel JOHNSON	BMW -	**10**	12:23.915			95.58	**1:13.396**	2
2	**195**	1000	2	Glenn WALSH	Kawasaki - GW ELECTRICAL	**10**	12:32.826	**8.911**	8.911	94.45	**1:13.937**	2
3	**175**	1000	3	Mark KENDLE	Kawasaki - LiMAR OILTOOLS	**10**	12:41.368	**17.453**	8.542	93.39	**1:14.624**	2
4	**110**	1000	4	Peter GUNN	BMW - Cannons BMW Motorrad	**10**	12:44.077	**20.162**	2.709	93.06	**1:14.077**	2
5	**646**	1000	5	Sukhminder RAI	Aprilia - Asian Sensation	**10**	13:17.292	**53.377**	33.215	89.18	**1:18.209**	6
6	**50**	1000	6	Dan WELFORD	Suzuki - SEG Sussex Electric Gates/ Vistec system	**10**	13:22.326	**58.411**	5.034	88.62	**1:17.547**	8
7	**161 ***	1000	7	Dean ANDERSON	Honda - FOG Racing	**10**	13:27.110	**1:03.195**	4.784	88.10	**1:17.452**	7
8	**118**	1000	8	Daniel THOMPSON	Suzuki -	**10**	13:30.656	**1:06.741**	3.546	87.71	**1:19.324**	7
9	**59**	1000	9	Dave NESTER	Bmw -	**9**	12:28.820	**1 Lap**	1 Lap	85.44	**1:20.512**	8
10	**39**	600	1	Max MORGAN	Kawasaki - MSS PERFORMANCE	**9**	12:28.974	**1 Lap**	0.154	85.43	**1:17.080**	9
11	**89**	1000	10	Dirk GERRITSEN	KTM -	**9**	12:31.290	**1 Lap**	2.316	85.16	**1:21.106**	8
12	**818**	600	2	Alex BARKER	Yamaha - Courtneys Vehicle Logistics & Barker Wo	**9**	12:32.502	**1 Lap**	1.212	85.03	**1:18.418**	5
13	**42**	600	3	Michael ATTWOOD	Yamaha - Moremoto	**9**	12:32.604	**1 Lap**	0.102	85.01	**1:18.460**	7
14	**188**	600	4	Dawid KRAWIECKI	Yamaha - Code Blue LTD	**9**	12:33.842	**1 Lap**	1.238	84.87	**1:18.576**	6
15	**128**	1000	11	Kevin CLARKE	Suzuki -	**9**	12:35.225	**1 Lap**	1.383	84.72	**1:22.891**	6
16	**194**	600	5	Liam CRACKNELL	Kawasaki -	**9**	12:37.489	**1 Lap**	2.264	84.47	**1:17.885**	9
17	**21**	600	6	Nick WHITCHER	Yamaha -	**9**	12:42.224	**1 Lap**	4.735	83.94	**1:19.379**	7
18	**100**	600	7	Craig HOWTON	Suzuki - Me	**9**	12:47.418	**1 Lap**	5.194	83.37	**1:19.785**	8
19	**8**	600	8	Dave SAUNDERS	Honda -	**9**	12:47.649	**1 Lap**	0.231	83.35	**1:19.706**	7
20	**2**	600	9	Toby TRUNDLE	Triumph - Harris Motorcycles Ltd - Harlow Essex	**9**	12:51.949	**1 Lap**	4.300	82.88	**1:20.148**	8
21	**107**	600	10	Michael WHEELDON	Triumph -	**9**	12:55.250	**1 Lap**	3.301	82.53	**1:20.158**	3
22	**176**	600	11	Steve BEATTIE	Triumph -	**9**	12:58.371	**1 Lap**	3.121	82.20	**1:20.936**	7
23	**69**	600	12	Robert WINDEATT	Triumph - L&W Contractors	**9**	13:10.751	**1 Lap**	12.380	80.91	**1:21.702**	9
24	**84**	600	13	Phillip McMANAMON	Honda -	**9**	13:11.722	**1 Lap**	0.971	80.81	**1:20.621**	9
25	**20**	600	14	Matt CLARKE	Kawasaki - Hayley Group PLC	**9**	13:14.217	**1 Lap**	2.495	80.56	**1:22.586**	8
26	**33**	600	15	Mark LAWRENCE	Honda - Sarky racing	**8**	12:51.801	**2 Laps**	1 Lap	73.67	**1:29.901**	6
27	**24**	600	16	Mark REYNOLDS	Yamaha -	**8**	12:58.157	**2 Laps**	6.356	73.07	**1:29.951**	8
					NOT CLASSIFIED							
DNF	**41**	600		James CLEARY	Triumph -	**3**	5:00.985	**7 Laps**	5 Laps	70.55	**1:23.332**	3
DNF	**88**	1000		Adrian CUFF	Honda - Qwikfast	**1**	1:22.624	**9 Laps**	2 Laps	84.57		

FASTEST LAP

272	1000	Daniel JOHNSON	BMW -	**2**	1:13.396	97.07 mph	156.22 kph
39	600	Max MORGAN	Kawasaki - MSS PERFORMANCE	**9**	1:17.080	92.43 mph	148.75 kph

*** No. 161 - 10 second penalty - yellow flag infringement**
Class 1000 - 92.5% of Race Speed = 88.41 mph
Class 600 - 92.5% of Race Speed = 79.02 mph

Donington Park National
Circuit Length = 1.9790 miles
Start: 10:28 Flag 10:41 End: 10:42

Weather / Track : Bright / Dry
These results are provisional until the conclusion of any judicial and technical matters.

Clerk Of Course :		Timekeeper :

Results can be found at www.tsl-timing.com

Printed - 10:42 Sunday, 17 June 2018

BMCRC - MRO Championships 2018 - Rnd 5 @ Donington Park

L&W Contractors Rookie 600 & 1000

RACE 4 - LAP CHART

LAP 1 @ 10:29:57.060

NO	BEHIND	LAP TIME
195		1:17.551
272	0.648	1:18.199
110	1.270	1:18.821
175	1.773	1:19.324
161	4.873	1:22.424
88	5.073	1:22.624
646	6.942	1:24.493
50	7.119	1:24.670
118	8.823	1:26.374
89	10.429	1:27.980
128	10.569	1:28.120
59	14.717	1:32.268
188	42.113	1:59.664
818	42.249	1:59.800
42	42.544	2:00.095
39	43.040	2:00.591
107	44.087	2:01.638
21	44.388	2:01.939
100	44.664	2:02.215
194	45.371	2:02.922
8	46.786	2:04.337
2	47.359	2:04.910
176	47.649	2:05.200
20	48.932	2:06.483
69	49.286	2:06.837
84	50.158	2:07.709
41	54.343	2:11.894
33	55.225	2:12.776
24	57.820	2:15.371

LAP 2 @ 10:31:10.997

NO	BEHIND	LAP TIME
195		1:13.937
272	0.107	1:13.396
110	1.410	1:14.077
175	2.460	1:14.624
646	13.757	1:20.752
50	15.488	1:22.306
161	15.916	1:24.980
118	16.993	1:22.107
128	20.606	1:23.974
89	20.716	1:24.224
59	24.844	1:24.064
188	48.529	1:20.353
818	48.749	1:20.437
42	49.125	1:20.518
39	49.416	1:20.313
21	51.474	1:21.023
100	52.142	1:21.415
194	52.551	1:21.117
107	53.233	1:23.083
8	53.909	1:21.060
2	55.126	1:21.704
176	55.852	1:22.140
20	58.820	1:23.825
69	59.172	1:23.823
84	1:01.006	1:24.785
41	1:06.165	1:25.759
33	1:12.052	1:30.764

LAP 3 @ 10:32:25.272

NO	BEHIND	LAP TIME
272		1:14.168
195	1.088	1:15.363
110	1.780	1:14.645
24	1 Lap	1:34.009
175	3.644	1:15.459
646	19.810	1:20.328
161	19.886	1:18.245
50	21.591	1:20.378
118	23.569	1:20.851
128	29.866	1:23.535
89	30.180	1:23.739
59	33.435	1:22.866
188	53.793	1:19.539
42	54.085	1:19.235
818	54.205	1:19.731
39	54.524	1:19.383
21	57.175	1:19.976
194	58.041	1:19.765
100	58.443	1:20.576
107	59.116	1:20.158
8	59.499	1:19.865
2	1:01.756	1:20.905
176	1:02.552	1:20.975
20	1:08.461	1:23.916
69	1:08.688	1:23.791
84	1:11.472	1:24.741

LAP 4 @ 10:33:39.203

NO	BEHIND	LAP TIME
272		1:13.931
41	1 Lap	1:23.332
195	2.262	1:15.105
110	3.040	1:15.191
175	4.819	1:15.106
33	1 Lap	1:30.523
24	1 Lap	1:33.500
646	25.165	1:19.286
161	25.266	1:19.311
50	27.485	1:19.825
118	29.752	1:20.114
128	38.948	1:23.013
89	39.430	1:23.181
59	42.268	1:22.764
42	58.994	1:18.840
188	59.753	1:19.891
818	59.872	1:19.598
39	1:00.021	1:19.428
21	1:03.368	1:20.124
194	1:03.877	1:19.767
100	1:05.071	1:20.559
107	1:05.540	1:20.355
8	1:05.924	1:20.356
176	1:09.760	1:21.139
2	1:09.893	1:22.068

LAP 5 @ 10:34:53.056

NO	BEHIND	LAP TIME
272		1:13.853
195	2.828	1:14.419
69	1 Lap	1:23.605
20	1 Lap	1:23.967
110	5.142	1:15.955
175	6.662	1:15.696
84	1 Lap	1:23.105
161	30.060	1:18.647
646	30.261	1:18.949
33	1 Lap	1:31.757
50	35.085	1:21.453
118	36.362	1:20.463
24	1 Lap	1:32.032
128	48.445	1:23.350
89	48.730	1:23.153
59	50.200	1:21.785
42	1:03.617	1:18.476
39	1:03.883	1:17.715
818	1:04.437	1:18.418
188	1:05.307	1:19.407
194	1:08.877	1:18.853
21	1:09.238	1:19.723
100	1:11.414	1:20.196
8	1:12.264	1:20.193
107	1:12.648	1:20.961

LAP 6 @ 10:36:07.317

NO	BEHIND	LAP TIME
272		1:14.261
2	1 Lap	1:21.221
195	3.140	1:14.573
176	1 Lap	1:21.614
110	5.796	1:14.915
175	9.158	1:16.757
69	1 Lap	1:22.661
20	1 Lap	1:24.270
84	1 Lap	1:23.324
646	34.209	1:18.209
161	34.292	1:18.493
50	41.283	1:20.459
118	43.946	1:21.845
33	1 Lap	1:32.048
128	57.075	1:22.891
59	57.429	1:21.490
89	57.522	1:23.053
24	1 Lap	1:32.019
39	1:07.238	1:17.616
42	1:08.675	1:19.319
818	1:09.128	1:18.952
188	1:09.622	1:18.576

LAP 7 @ 10:37:21.074

NO	BEHIND	LAP TIME
272		1:13.757
194	1 Lap	1:19.379
21	1 Lap	1:19.984
195	4.335	1:14.952
8	1 Lap	1:20.296
100	1 Lap	1:21.563
107	1 Lap	1:21.007
110	7.432	1:15.393
2	1 Lap	1:20.219
175	10.660	1:15.259
176	1 Lap	1:23.062
69	1 Lap	1:23.394
20	1 Lap	1:23.126
84	1 Lap	1:22.641
161	37.987	1:17.452
646	39.206	1:18.754
50	45.722	1:18.196
118	49.513	1:19.324
59	1:05.858	1:22.186
33	1 Lap	1:29.901
128	1:06.979	1:23.661
89	1:07.196	1:23.431
39	1:10.811	1:17.330
42	1:13.378	1:18.460
818	1:13.810	1:18.439

LAP 8 @ 10:38:35.436

NO	BEHIND	LAP TIME
272		1:14.362
188	1 Lap	1:18.745
24	2 Laps	1:30.877
194	1 Lap	1:18.670
195	5.513	1:15.540
21	1 Lap	1:19.379
110	9.743	1:16.673
8	1 Lap	1:19.706
100	1 Lap	1:20.145
175	11.711	1:15.413
107	1 Lap	1:21.614
2	1 Lap	1:20.232
176	1 Lap	1:20.936
69	1 Lap	1:22.995
20	1 Lap	1:22.745
84	1 Lap	1:22.623
161	41.943	1:18.318
646	43.313	1:18.469
50	48.907	1:17.547
118	55.166	1:20.015
59	1:12.008	1:20.512
89	1:13.940	1:21.106

LAP 9 @ 10:39:49.834

NO	BEHIND	LAP TIME
272		1:14.398
128	1 Lap	1:23.160
39	1 Lap	1:19.518
42	1 Lap	1:18.711
818	1 Lap	1:18.667
188	1 Lap	1:18.762
195	7.095	1:15.980
194	1 Lap	1:19.131
33	2 Laps	1:32.649
110	12.111	1:16.766
21	1 Lap	1:20.433
175	12.995	1:15.682
100	1 Lap	1:19.785
8	1 Lap	1:21.035
24	2 Laps	1:30.398
107	1 Lap	1:22.502
2	1 Lap	1:20.148
176	1 Lap	1:21.914
69	1 Lap	1:21.943
20	1 Lap	1:22.586
84	1 Lap	1:22.173
646	47.807	1:18.892
161	47.937	1:20.392
50	52.624	1:18.115
118	1:00.491	1:19.723

LAP 10 @ 10:41:03.424

NO	BEHIND	LAP TIME
272		1:13.590
59	1 Lap	1:20.885
39	1 Lap	1:17.080
89	1 Lap	1:21.423
818	1 Lap	1:18.460
42	1 Lap	1:18.950
195	8.911	1:15.406
188	1 Lap	1:18.905
128	1 Lap	1:23.521
194	1 Lap	1:17.885
175	17.453	1:18.048
21	1 Lap	1:19.643
110	20.162	1:21.641
100	1 Lap	1:20.964
8	1 Lap	1:20.801
33	2 Laps	1:31.383
2	1 Lap	1:20.542
107	1 Lap	1:23.932
24	2 Laps	1:29.951
176	1 Lap	1:21.391
69	1 Lap	1:21.702
84	1 Lap	1:20.621
20	1 Lap	1:23.299
161	53.195	1:18.848
646	53.377	1:19.160
50	58.411	1:19.377
118	1:06.741	1:19.840

Donington Park National
Circuit Length = 1.9790 miles
Start: 10:28 Flag 10:41 End: 10:42

Weather / Track : Bright / Dry

Results can be found at www.tsl-timing.com

Printed - 10:43 Sunday, 17 June 2018

BMCRC - MRO Championships 2018 - Rnd 5 @ Donington Park

L&W Contractors Rookie 600 & 1000

RACE 4 - SECTOR ANALYSIS

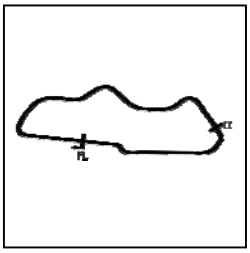

SECTOR 1 = FL to I1, SECTOR 2 = I1 to FL, DIFF = Difference To Personal Best Lap, P = Crossed Finish Line in Pit Lane, D = Time Disallowed

P1 272 1000 Daniel JOHNSON BMW -

IDEAL LAP TIME : 1:13.282 BEST LAP TIME : 1:13.396 DIFFERENCE : 0.114

LAP	SECTOR 1	SECTOR 2	LAP TIME	MPH	DIFF	TIME OF DAY
1 -		25.817	1:18.199	91.10	4.803	10:29:57.708
2 -	48.090	***25.306***	***1:13.396*** **(1)**	***97.07***		***10:31:11.104***
3 -	48.571	25.597	1:14.168	96.06	0.772	10:32:25.272
4 -	48.418	25.513	1:13.931	96.36	0.535	10:33:39.203
5 -	48.412	25.441	1:13.853	96.47	0.457	10:34:53.056
6 -	48.429	25.832	1:14.261	95.94	0.865	10:36:07.317
7 -	48.150	25.607	1:13.757 **(3)**	96.59	0.361	10:37:21.074
8 -	***47.976***	26.386	1:14.362	95.81	0.966	10:38:35.436
9 -	48.554	25.844	1:14.398	95.76	1.002	10:39:49.834
10 -	48.034	25.556	1:13.590 **(2)**	96.81	0.194	10:41:03.424

P2 195 1000 Glenn WALSH Kawasaki - GW ELECTRICAL

IDEAL LAP TIME : 1:13.833 BEST LAP TIME : 1:13.937 DIFFERENCE : 0.104

LAP	SECTOR 1	SECTOR 2	LAP TIME	MPH	DIFF	TIME OF DAY
1 -		***25.636***	1:17.551	91.87	3.614	10:29:57.060
2 -	***48.197***	25.740	***1:13.937*** **(1)**	***96.36***		***10:31:10.997***
3 -	49.444	25.919	1:15.363	94.53	1.426	10:32:26.360
4 -	49.376	25.729	1:15.105	94.86	1.168	10:33:41.465
5 -	48.597	25.822	1:14.419 **(2)**	95.73	0.482	10:34:55.884
6 -	48.530	26.043	1:14.573 **(3)**	95.53	0.636	10:36:10.457
7 -	49.133	25.819	1:14.952	95.05	1.015	10:37:25.409
8 -	49.207	26.333	1:15.540	94.31	1.603	10:38:40.949
9 -	49.919	26.061	1:15.980	93.76	2.043	10:39:56.929
10 -	49.092	26.314	1:15.406	94.48	1.469	10:41:12.335

P3 175 1000 Mark KENDLE Kawasaki - LiMAR OILTOOLS

IDEAL LAP TIME : 1:14.596 BEST LAP TIME : 1:14.624 DIFFERENCE : 0.028

LAP	SECTOR 1	SECTOR 2	LAP TIME	MPH	DIFF	TIME OF DAY
1 -		25.896	1:19.324	89.81	4.700	10:29:58.833
2 -	***49.005***	25.619	***1:14.624*** **(1)**	***95.47***		***10:31:13.457***
3 -	49.371	26.088	1:15.459	94.41	0.835	10:32:28.916
4 -	49.515	***25.591***	1:15.106 **(2)**	94.86	0.482	10:33:44.022
5 -	49.694	26.002	1:15.696	94.12	1.072	10:34:59.718
6 -	51.029	25.728	1:16.757	92.82	2.133	10:36:16.475
7 -	49.231	26.028	1:15.259 **(3)**	94.66	0.635	10:37:31.734
8 -	49.537	25.876	1:15.413	94.47	0.789	10:38:47.147
9 -	49.659	26.023	1:15.682	94.13	1.058	10:40:02.829
10 -	51.746	26.302	1:18.048	91.28	3.424	10:41:20.877

P4 110 1000 Peter GUNN BMW - Cannons BMW Motorrad

IDEAL LAP TIME : 1:14.077 BEST LAP TIME : 1:14.077 DIFFERENCE : 0.000

LAP	SECTOR 1	SECTOR 2	LAP TIME	MPH	DIFF	TIME OF DAY
1 -		25.920	1:18.821	90.38	4.744	10:29:58.330
2 -	***48.575***	***25.502***	***1:14.077*** **(1)**	***96.17***		***10:31:12.407***
3 -	48.812	25.833	1:14.645 **(2)**	95.44	0.568	10:32:27.052
4 -	48.888	26.303	1:15.191	94.75	1.114	10:33:42.243
5 -	48.845	27.110	1:15.955	93.80	1.878	10:34:58.198
6 -	48.966	25.949	1:14.915 **(3)**	95.10	0.838	10:36:13.113
7 -	49.261	26.132	1:15.393	94.50	1.316	10:37:28.506
8 -	50.234	26.439	1:16.673	92.92	2.596	10:38:45.179
9 -	50.475	26.291	1:16.766	92.80	2.689	10:40:01.945
10 -	49.843	31.798	1:21.641	87.26	7.564	10:41:23.586

P5 646 1000 Sukhminder RAI Aprilia - Asian Sensation

IDEAL LAP TIME : 1:18.190 BEST LAP TIME : 1:18.209 DIFFERENCE : 0.019

LAP	SECTOR 1	SECTOR 2	LAP TIME	MPH	DIFF	TIME OF DAY

Weather / Track : Bright / Dry

Donington Park National
Circuit Length = 1.9790 miles
Start: 10:28 Flag 10:41 End: 10:42

BMCRC - MRO Championships 2018 - Rnd 5 @ Donington Park

L&W Contractors Rookie 600 & 1000

RACE 4 - SECTOR ANALYSIS

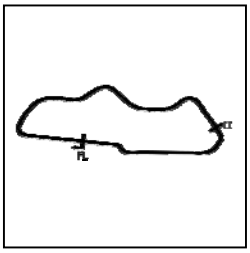

SECTOR 1 = FL to I1, SECTOR 2 = I1 to FL, DIFF = Difference To Personal Best Lap, P = Crossed Finish Line in Pit Lane, D = Time Disallowed

1 -		27.587	1:24.493	84.32	6.284	10:30:04.002
2 -	53.045	27.707	1:20.752	88.22	2.543	10:31:24.754
3 -	52.658	27.670	1:20.328	88.69	2.119	10:32:45.082
4 -	51.605	27.681	1:19.286	89.86	1.077	10:34:04.368
5 -	51.441	27.508	1:18.949	90.24	0.740	10:35:23.317
6 -	50.824	***27.385***	***1:18.209*** **(1)**	***91.09***		***10:36:41.526***
7 -	51.072	27.682	1:18.754 **(3)**	90.46	0.545	10:38:00.280
8 -	51.066	27.403	1:18.469 **(2)**	90.79	0.260	10:39:18.749
9 -	***50.805***	28.087	1:18.892	90.30	0.683	10:40:37.641
10 -	51.109	28.051	1:19.160	90.00	0.951	10:41:56.801

P6 50 1000 Dan WELFORD Suzuki - SEG Sussex Electric Gates/ Vistec systems

IDEAL LAP TIME : 1:17.547 BEST LAP TIME : 1:17.547 DIFFERENCE : 0.000

LAP	SECTOR 1	SECTOR 2	LAP TIME	MPH	DIFF	TIME OF DAY
1 -		27.070	1:24.670	84.14	7.123	10:30:04.179
2 -	55.107	27.199	1:22.306	86.56	4.759	10:31:26.485
3 -	52.930	27.448	1:20.378	88.63	2.831	10:32:46.863
4 -	52.343	27.482	1:19.825	89.25	2.278	10:34:06.688
5 -	53.955	27.498	1:21.453	87.46	3.906	10:35:28.141
6 -	53.239	27.220	1:20.459	88.54	2.912	10:36:48.600
7 -	51.427	26.769	1:18.196 **(3)**	91.11	0.649	10:38:06.796
8 -	***50.872***	***26.675***	***1:17.547*** **(1)**	***91.87***		***10:39:24.343***
9 -	51.203	26.912	1:18.115 **(2)**	91.20	0.568	10:40:42.458
10 -	52.029	27.348	1:19.377	89.75	1.830	10:42:01.835

P7 161 1000 Dean ANDERSON Honda - FOG Racing

IDEAL LAP TIME : 1:17.452 BEST LAP TIME : 1:17.452 DIFFERENCE : 0.000

LAP	SECTOR 1	SECTOR 2	LAP TIME	MPH	DIFF	TIME OF DAY
1 -		27.308	1:22.424	86.43	4.972	10:30:01.933
2 -	57.518	27.462	1:24.980	83.83	7.528	10:31:26.913
3 -	51.000	27.245	1:18.245 **(2)**	91.05	0.793	10:32:45.158
4 -	51.201	28.110	1:19.311	89.83	1.859	10:34:04.469
5 -	51.535	27.112	1:18.647	90.59	1.195	10:35:23.116
6 -	51.297	27.196	1:18.493	90.76	1.041	10:36:41.609
7 -	***50.564***	***26.888***	***1:17.452*** **(1)**	***91.98***		***10:37:59.061***
8 -	51.140	27.178	1:18.318 **(3)**	90.97	0.866	10:39:17.379
9 -	50.911	29.481	1:20.392	88.62	2.940	10:40:37.771
10 -	51.514	27.334	1:18.848	90.35	1.396	10:41:56.619

P8 118 1000 Daniel THOMPSON Suzuki -

IDEAL LAP TIME : 1:19.127 BEST LAP TIME : 1:19.324 DIFFERENCE : 0.197

LAP	SECTOR 1	SECTOR 2	LAP TIME	MPH	DIFF	TIME OF DAY
1 -		28.269	1:26.374	82.48	7.050	10:30:05.883
2 -	53.971	28.136	1:22.107	86.77	2.783	10:31:27.990
3 -	52.985	27.866	1:20.851	88.12	1.527	10:32:48.841
4 -	52.537	27.577	1:20.114	88.93	0.790	10:34:08.955
5 -	52.641	27.822	1:20.463	88.54	1.139	10:35:29.418
6 -	53.615	28.230	1:21.845	87.05	2.521	10:36:51.263
7 -	52.094	***27.230***	***1:19.324*** **(1)**	***89.81***		***10:38:10.587***
8 -	52.324	27.691	1:20.015	89.04	0.691	10:39:30.602
9 -	***51.897***	27.826	1:19.723 **(2)**	89.36	0.399	10:40:50.325
10 -	52.005	27.835	1:19.840 **(3)**	89.23	0.516	10:42:10.165

P9 59 1000 Dave NESTER Bmw -

IDEAL LAP TIME : 1:20.512 BEST LAP TIME : 1:20.512 DIFFERENCE : 0.000

LAP	SECTOR 1	SECTOR 2	LAP TIME	MPH	DIFF	TIME OF DAY
1 -		30.031	1:32.268	77.21	11.756	10:30:11.777
2 -	54.995	29.069	1:24.064	84.75	3.552	10:31:35.841
3 -	54.327	28.539	1:22.866	85.97	2.354	10:32:58.707
4 -	54.143	28.621	1:22.764	86.08	2.252	10:34:21.471

Weather / Track : Bright / Dry

Donington Park National
Circuit Length = 1.9790 miles
Start: 10:28 Flag 10:41 End: 10:42

BMCRC - MRO Championships 2018 - Rnd 5 @ Donington Park

L&W Contractors Rookie 600 & 1000

RACE 4 - SECTOR ANALYSIS

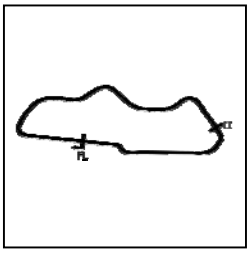

SECTOR 1 = FL to I1, SECTOR 2 = I1 to FL, DIFF = Difference To Personal Best Lap, P = Crossed Finish Line in Pit Lane, D = Time Disallowed

5 -	52.898	28.887	1:21.785	87.11	1.273	10:35:43.256
6 -	52.923	28.567	1:21.490 (3)	87.42	0.978	10:37:04.746
7 -	53.835	28.351	1:22.186	86.68	1.674	10:38:26.932
8 -	***52.615***	***27.897***	***1:20.512 (1)***	***88.49***		***10:39:47.444***
9 -	52.646	28.239	1:20.885 (2)	88.08	0.373	10:41:08.329

P10 39 600 Max MORGAN Kawasaki - MSS PERFORMANCE

IDEAL LAP TIME : 1:16.674 BEST LAP TIME : 1:17.080 DIFFERENCE : 0.406

LAP	SECTOR 1	SECTOR 2	LAP TIME	MPH	DIFF	TIME OF DAY
1 -		27.622	2:00.591	59.08	43.511	10:30:40.100
2 -	52.718	27.595	1:20.313	88.71	3.233	10:32:00.413
3 -	51.654	27.729	1:19.383	89.75	2.303	10:33:19.796
4 -	51.746	27.682	1:19.428	89.69	2.348	10:34:39.224
5 -	49.956	27.759	1:17.715	91.67	0.635	10:35:56.939
6 -	50.709	26.907	1:17.616 (3)	91.79	0.536	10:37:14.555
7 -	50.608	***26.722***	1:17.330 (2)	92.13	0.250	10:38:31.885
8 -	51.551	27.967	1:19.518	89.59	2.438	10:39:51.403
9 -	***49.952***	27.128	***1:17.080 (1)***	***92.43***		***10:41:08.483***

P11 89 1000 Dirk GERRITSEN KTM -

IDEAL LAP TIME : 1:21.106 BEST LAP TIME : 1:21.106 DIFFERENCE : 0.000

LAP	SECTOR 1	SECTOR 2	LAP TIME	MPH	DIFF	TIME OF DAY
1 -		28.500	1:27.980	80.97	6.874	10:30:07.489
2 -	55.892	28.332	1:24.224	84.59	3.118	10:31:31.713
3 -	55.548	28.191	1:23.739	85.08	2.633	10:32:55.452
4 -	55.076	28.105	1:23.181	85.65	2.075	10:34:18.633
5 -	54.993	28.160	1:23.153	85.68	2.047	10:35:41.786
6 -	54.549	28.504	1:23.053 (3)	85.78	1.947	10:37:04.839
7 -	55.225	28.206	1:23.431	85.39	2.325	10:38:28.270
8 -	***53.471***	***27.635***	***1:21.106 (1)***	***87.84***		***10:39:49.376***
9 -	53.478	27.945	1:21.423 (2)	87.50	0.317	10:41:10.799

P12 818 600 Alex BARKER Yamaha - Courtneys Vehicle Logistics & Barker Woodrow Archit

IDEAL LAP TIME : 1:17.985 BEST LAP TIME : 1:18.418 DIFFERENCE : 0.433

LAP	SECTOR 1	SECTOR 2	LAP TIME	MPH	DIFF	TIME OF DAY
1 -		27.921	1:59.800	59.47	41.382	10:30:39.309
2 -	52.587	27.850	1:20.437	88.57	2.019	10:31:59.746
3 -	51.859	27.872	1:19.731	89.35	1.313	10:33:19.477
4 -	51.861	27.737	1:19.598	89.50	1.180	10:34:39.075
5 -	***50.870***	27.548	***1:18.418 (1)***	***90.85***		***10:35:57.493***
6 -	51.384	27.568	1:18.952	90.24	0.534	10:37:16.445
7 -	51.262	27.177	1:18.439 (2)	90.83	0.021	10:38:34.884
8 -	51.552	***27.115***	1:18.667	90.56	0.249	10:39:53.551
9 -	51.086	27.374	1:18.460 (3)	90.80	0.042	10:41:12.011

P13 42 600 Michael ATTWOOD Yamaha - Moremoto

IDEAL LAP TIME : 1:17.991 BEST LAP TIME : 1:18.460 DIFFERENCE : 0.469

LAP	SECTOR 1	SECTOR 2	LAP TIME	MPH	DIFF	TIME OF DAY
1 -		27.763	2:00.095	59.32	41.635	10:30:39.604
2 -	52.995	27.523	1:20.518	88.48	2.058	10:32:00.122
3 -	51.684	27.551	1:19.235	89.91	0.775	10:33:19.357
4 -	51.617	***27.223***	1:18.840	90.36	0.380	10:34:38.197
5 -	***50.768***	27.708	1:18.476 (2)	90.78	0.016	10:35:56.673
6 -	51.869	27.450	1:19.319	89.82	0.859	10:37:15.992
7 -	51.217	27.243	***1:18.460 (1)***	***90.80***		***10:38:34.452***
8 -	51.457	27.254	1:18.711 (3)	90.51	0.251	10:39:53.163
9 -	51.265	27.685	1:18.950	90.24	0.490	10:41:12.113

Weather / Track : Bright / Dry

Donington Park National
Circuit Length = 1.9790 miles
Start: 10:28 Flag 10:41 End: 10:42

BMCRC - MRO Championships 2018 - Rnd 5 @ Donington Park

L&W Contractors Rookie 600 & 1000

RACE 4 - SECTOR ANALYSIS

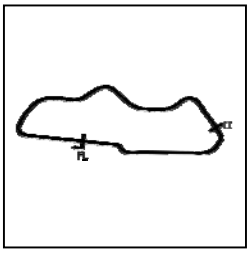

SECTOR 1 = FL to I1, SECTOR 2 = I1 to FL, DIFF = Difference To Personal Best Lap, P = Crossed Finish Line in Pit Lane, D = Time Disallowed

P14 188 600 Dawid KRAWIECKI Yamaha - Code Blue LTD

IDEAL LAP TIME : 1:18.442 BEST LAP TIME : 1:18.576 DIFFERENCE : 0.134

LAP	SECTOR 1	SECTOR 2	LAP TIME	MPH	DIFF	TIME OF DAY
1 -		28.263	1:59.664	59.53	41.088	10:30:39.173
2 -	52.232	28.121	1:20.353	88.66	1.777	10:31:59.526
3 -	51.452	28.087	1:19.539	89.57	0.963	10:33:19.065
4 -	52.014	27.877	1:19.891	89.17	1.315	10:34:38.956
5 -	51.691	27.716	1:19.407	89.72	0.831	10:35:58.363
6 -	***50.970***	27.606	***1:18.576*** **(1)**	***90.67***		***10:37:16.939***
7 -	51.207	27.538	1:18.745 **(2)**	90.47	0.169	10:38:35.684
8 -	51.290	***27.472***	1:18.762 **(3)**	90.45	0.186	10:39:54.446
9 -	51.129	27.776	1:18.905	90.29	0.329	10:41:13.351

P15 128 1000 Kevin CLARKE Suzuki -

IDEAL LAP TIME : 1:22.196 BEST LAP TIME : 1:22.891 DIFFERENCE : 0.695

LAP	SECTOR 1	SECTOR 2	LAP TIME	MPH	DIFF	TIME OF DAY
1 -		28.160	1:28.120	80.85	5.229	10:30:07.629
2 -	55.234	28.740	1:23.974	84.84	1.083	10:31:31.603
3 -	55.151	28.384	1:23.535	85.28	0.644	10:32:55.138
4 -	54.616	28.397	1:23.013 **(2)**	85.82	0.122	10:34:18.151
5 -	55.207	28.143	1:23.350	85.47	0.459	10:35:41.501
6 -	***54.233***	28.658	***1:22.891*** **(1)**	***85.95***		***10:37:04.392***
7 -	55.403	28.258	1:23.661	85.16	0.770	10:38:28.053
8 -	55.197	***27.963***	1:23.160 **(3)**	85.67	0.269	10:39:51.213
9 -	54.448	29.073	1:23.521	85.30	0.630	10:41:14.734

P16 194 600 Liam CRACKNELL Kawasaki -

IDEAL LAP TIME : 1:17.885 BEST LAP TIME : 1:17.885 DIFFERENCE : 0.000

LAP	SECTOR 1	SECTOR 2	LAP TIME	MPH	DIFF	TIME OF DAY
1 -		27.687	2:02.922	57.96	45.037	10:30:42.431
2 -	53.141	27.976	1:21.117	87.83	3.232	10:32:03.548
3 -	52.459	27.306	1:19.765	89.32	1.880	10:33:23.313
4 -	51.807	27.960	1:19.767	89.31	1.882	10:34:43.080
5 -	51.126	27.727	1:18.853 **(3)**	90.35	0.968	10:36:01.933
6 -	51.567	27.812	1:19.379	89.75	1.494	10:37:21.312
7 -	51.179	27.491	1:18.670 **(2)**	90.56	0.785	10:38:39.982
8 -	51.452	27.679	1:19.131	90.03	1.246	10:39:59.113
9 -	***50.794***	***27.091***	***1:17.885*** **(1)**	***91.47***		***10:41:16.998***

P17 21 600 Nick WHITCHER Yamaha -

IDEAL LAP TIME : 1:19.241 BEST LAP TIME : 1:19.379 DIFFERENCE : 0.138

LAP	SECTOR 1	SECTOR 2	LAP TIME	MPH	DIFF	TIME OF DAY
1 -		28.210	2:01.939	58.42	42.560	10:30:41.448
2 -	53.296	27.727	1:21.023	87.93	1.644	10:32:02.471
3 -	52.383	27.593	1:19.976	89.08	0.597	10:33:22.447
4 -	52.518	27.606	1:20.124	88.92	0.745	10:34:42.571
5 -	52.210	27.513	1:19.723 **(3)**	89.36	0.344	10:36:02.294
6 -	52.111	27.873	1:19.984	89.07	0.605	10:37:22.278
7 -	52.130	***27.249***	***1:19.379*** **(1)**	***89.75***		***10:38:41.657***
8 -	52.536	27.897	1:20.433	88.57	1.054	10:40:02.090
9 -	***51.992***	27.651	1:19.643 **(2)**	89.45	0.264	10:41:21.733

P18 100 600 Craig HOWTON Suzuki - Me

IDEAL LAP TIME : 1:19.624 BEST LAP TIME : 1:19.785 DIFFERENCE : 0.161

LAP	SECTOR 1	SECTOR 2	LAP TIME	MPH	DIFF	TIME OF DAY
1 -		28.320	2:02.215	58.29	42.430	10:30:41.724
2 -	53.243	28.172	1:21.415	87.51	1.630	10:32:03.139
3 -	52.597	27.979	1:20.576	88.42	0.791	10:33:23.715
4 -	52.604	27.955	1:20.559	88.44	0.774	10:34:44.274

Weather / Track : Bright / Dry

Donington Park National
Circuit Length = 1.9790 miles
Start: 10:28 Flag 10:41 End: 10:42

BMCRC - MRO Championships 2018 - Rnd 5 @ Donington Park

L&W Contractors Rookie 600 & 1000

RACE 4 - SECTOR ANALYSIS

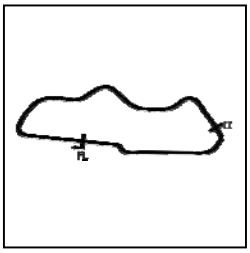

SECTOR 1 = FL to I1, SECTOR 2 = I1 to FL, DIFF = Difference To Personal Best Lap, P = Crossed Finish Line in Pit Lane, D = Time Disallowed

5 -	***52.201***	27.995	1:20.196	**(3)**	88.84	0.411	10:36:04.470
6 -	53.632	27.931	1:21.563		87.35	1.778	10:37:26.033
7 -	52.285	27.860	1:20.145	**(2)**	88.89	0.360	10:38:46.178
8 -	52.362	***27.423***	***1:19.785***	**(1)**	***89.29***		***10:40:05.963***
9 -	53.059	27.905	1:20.964		87.99	1.179	10:41:26.927

P19 8 600 Dave SAUNDERS

Honda -

IDEAL LAP TIME : 1:19.592 BEST LAP TIME : 1:19.706 DIFFERENCE : 0.114

LAP	SECTOR 1	SECTOR 2	LAP TIME		MPH	DIFF	TIME OF DAY
1 -		28.284	2:04.337		57.30	44.631	10:30:43.846
2 -	52.845	28.215	1:21.060		87.89	1.354	10:32:04.906
3 -	52.324	***27.541***	1:19.865	**(2)**	89.20	0.159	10:33:24.771
4 -	***52.051***	28.305	1:20.356		88.66	0.650	10:34:45.127
5 -	52.221	27.972	1:20.193	**(3)**	88.84	0.487	10:36:05.320
6 -	52.403	27.893	1:20.296		88.72	0.590	10:37:25.616
7 -	52.054	27.652	***1:19.706***	**(1)**	***89.38***		***10:38:45.322***
8 -	52.610	28.425	1:21.035		87.92	1.329	10:40:06.357
9 -	52.811	27.990	1:20.801		88.17	1.095	10:41:27.158

P20 2 600 Toby TRUNDLE

Triumph - Harris Motorcycles Ltd - Harlow Essex

IDEAL LAP TIME : 1:19.864 BEST LAP TIME : 1:20.148 DIFFERENCE : 0.284

LAP	SECTOR 1	SECTOR 2	LAP TIME		MPH	DIFF	TIME OF DAY
1 -		28.609	2:04.910		57.03	44.762	10:30:44.419
2 -	53.776	27.928	1:21.704		87.20	1.556	10:32:06.123
3 -	53.173	27.732	1:20.905		88.06	0.757	10:33:27.028
4 -	53.810	28.258	1:22.068		86.81	1.920	10:34:49.096
5 -	53.294	27.927	1:21.221		87.71	1.073	10:36:10.317
6 -	52.930	***27.289***	1:20.219	**(2)**	88.81	0.071	10:37:30.536
7 -	52.859	27.373	1:20.232	**(3)**	88.80	0.084	10:38:50.768
8 -	***52.575***	27.573	***1:20.148***	**(1)**	***88.89***		***10:40:10.916***
9 -	52.961	27.581	1:20.542		88.45	0.394	10:41:31.458

P21 107 600 Michael WHEELDON

Triumph -

IDEAL LAP TIME : 1:20.035 BEST LAP TIME : 1:20.158 DIFFERENCE : 0.123

LAP	SECTOR 1	SECTOR 2	LAP TIME		MPH	DIFF	TIME OF DAY
1 -		28.496	2:01.638		58.57	41.480	10:30:41.147
2 -	54.988	28.095	1:23.083		85.75	2.925	10:32:04.230
3 -	52.363	***27.795***	***1:20.158***	**(1)**	***88.88***		***10:33:24.388***
4 -	***52.240***	28.115	1:20.355	**(2)**	88.66	0.197	10:34:44.743
5 -	52.607	28.354	1:20.961	**(3)**	88.00	0.803	10:36:05.704
6 -	52.841	28.166	1:21.007		87.95	0.849	10:37:26.711
7 -	53.233	28.381	1:21.614		87.29	1.456	10:38:48.325
8 -	53.515	28.987	1:22.502		86.35	2.344	10:40:10.827
9 -	55.093	28.839	1:23.932		84.88	3.774	10:41:34.759

P22 176 600 Steve BEATTIE

Triumph -

IDEAL LAP TIME : 1:20.862 BEST LAP TIME : 1:20.936 DIFFERENCE : 0.074

LAP	SECTOR 1	SECTOR 2	LAP TIME		MPH	DIFF	TIME OF DAY
1 -		28.596	2:05.200		56.90	44.264	10:30:44.709
2 -	53.718	28.422	1:22.140		86.73	1.204	10:32:06.849
3 -	52.639	28.336	1:20.975	**(2)**	87.98	0.039	10:33:27.824
4 -	***52.616***	28.523	1:21.139	**(3)**	87.80	0.203	10:34:48.963
5 -	52.815	28.799	1:21.614		87.29	0.678	10:36:10.577
6 -	54.661	28.401	1:23.062		85.77	2.126	10:37:33.639
7 -	52.690	***28.246***	***1:20.936***	**(1)**	***88.02***		***10:38:54.575***
8 -	52.840	29.074	1:21.914		86.97	0.978	10:40:16.489
9 -	53.047	28.344	1:21.391		87.53	0.455	10:41:37.880

Weather / Track : Bright / Dry

Donington Park National
Circuit Length = 1.9790 miles
Start: 10:28 Flag 10:41 End: 10:42

BMCRC - MRO Championships 2018 - Rnd 5 @ Donington Park

L&W Contractors Rookie 600 & 1000

RACE 4 - SECTOR ANALYSIS

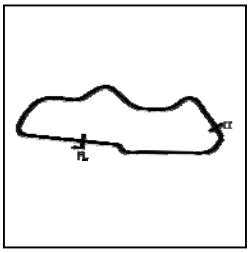

SECTOR 1 = FL to I1, SECTOR 2 = I1 to FL, DIFF = Difference To Personal Best Lap, P = Crossed Finish Line in Pit Lane, D = Time Disallowed

P23 69 600 Robert WINDEATT Triumph - L&W Contractors

IDEAL LAP TIME : 1:21.541 BEST LAP TIME : 1:21.702 DIFFERENCE : 0.161

LAP	SECTOR 1	SECTOR 2	LAP TIME	MPH	DIFF	TIME OF DAY
1 -		29.386	2:06.837	56.17	45.135	10:30:46.346
2 -	54.979	28.844	1:23.823	84.99	2.121	10:32:10.169
3 -	55.296	28.495	1:23.791	85.02	2.089	10:33:33.960
4 -	55.128	28.477	1:23.605	85.21	1.903	10:34:57.565
5 -	53.880	28.781	1:22.661 **(3)**	86.19	0.959	10:36:20.226
6 -	54.931	28.463	1:23.394	85.43	1.692	10:37:43.620
7 -	54.562	28.433	1:22.995	85.84	1.293	10:39:06.615
8 -	53.991	***27.952***	1:21.943 **(2)**	86.94	0.241	10:40:28.558
9 -	***53.589***	28.113	***1:21.702*** **(1)**	***87.20***		***10:41:50.260***

P24 84 600 Phillip McMANAMON Honda -

IDEAL LAP TIME : 1:20.621 BEST LAP TIME : 1:20.621 DIFFERENCE : 0.000

LAP	SECTOR 1	SECTOR 2	LAP TIME	MPH	DIFF	TIME OF DAY
1 -		29.529	2:07.709	55.78	47.088	10:30:47.218
2 -	55.504	29.281	1:24.785	84.03	4.164	10:32:12.003
3 -	54.960	29.781	1:24.741	84.07	4.120	10:33:36.744
4 -	54.002	29.103	1:23.105	85.73	2.484	10:34:59.849
5 -	54.367	28.957	1:23.324	85.50	2.703	10:36:23.173
6 -	53.614	29.027	1:22.641	86.21	2.020	10:37:45.814
7 -	53.606	29.017	1:22.623 **(3)**	86.23	2.002	10:39:08.437
8 -	53.666	28.507	1:22.173 **(2)**	86.70	1.552	10:40:30.610
9 -	***52.266***	***28.355***	***1:20.621*** **(1)**	***88.37***		***10:41:51.231***

P25 20 600 Matt CLARKE Kawasaki - Hayley Group PLC

IDEAL LAP TIME : 1:22.581 BEST LAP TIME : 1:22.586 DIFFERENCE : 0.005

LAP	SECTOR 1	SECTOR 2	LAP TIME	MPH	DIFF	TIME OF DAY
1 -		29.099	2:06.483	56.32	43.897	10:30:45.992
2 -	55.035	28.790	1:23.825	84.99	1.239	10:32:09.817
3 -	55.232	28.684	1:23.916	84.90	1.330	10:33:33.733
4 -	54.820	29.147	1:23.967	84.85	1.381	10:34:57.700
5 -	55.369	28.901	1:24.270	84.54	1.684	10:36:21.970
6 -	54.357	28.769	1:23.126 **(3)**	85.70	0.540	10:37:45.096
7 -	54.076	***28.669***	1:22.745 **(2)**	86.10	0.159	10:39:07.841
8 -	***53.912***	28.674	***1:22.586*** **(1)**	***86.26***		***10:40:30.427***
9 -	53.996	29.303	1:23.299	85.53	0.713	10:41:53.726

P26 33 600 Mark LAWRENCE Honda - Sarky racing

IDEAL LAP TIME : 1:29.891 BEST LAP TIME : 1:29.901 DIFFERENCE : 0.010

LAP	SECTOR 1	SECTOR 2	LAP TIME	MPH	DIFF	TIME OF DAY
1 -		31.612	2:12.776	53.65	42.875	10:30:52.285
2 -	59.208	31.556	1:30.764 **(3)**	78.49	0.863	10:32:23.049
3 -	59.025	***31.498***	1:30.523 **(2)**	78.70	0.622	10:33:53.572
4 -	59.812	31.945	1:31.757	77.64	1.856	10:35:25.329
5 -	59.399	32.649	1:32.048	77.40	2.147	10:36:57.377
6 -	***58.393***	31.508	***1:29.901*** **(1)**	***79.24***		***10:38:27.278***
7 -	1:00.648	32.001	1:32.649	76.89	2.748	10:39:59.927
8 -	59.592	31.791	1:31.383	77.96	1.482	10:41:31.310

P27 24 600 Mark REYNOLDS Yamaha -

IDEAL LAP TIME : 1:29.747 BEST LAP TIME : 1:29.951 DIFFERENCE : 0.204

LAP	SECTOR 1	SECTOR 2	LAP TIME	MPH	DIFF	TIME OF DAY
1 -		32.918	2:15.371	52.63	45.420	10:30:54.880
2 -	1:01.401	32.608	1:34.009	75.78	4.058	10:32:28.889
3 -	1:01.691	31.809	1:33.500	76.19	3.549	10:34:02.389
4 -	1:00.475	31.557	1:32.032	77.41	2.081	10:35:34.421
5 -	1:00.026	31.993	1:32.019	77.42	2.068	10:37:06.440

Weather / Track : Bright / Dry

Donington Park National
Circuit Length = 1.9790 miles
Start: 10:28 Flag 10:41 End: 10:42

BMCRC - MRO Championships 2018 - Rnd 5 @ Donington Park

L&W Contractors Rookie 600 & 1000

RACE 4 - SECTOR ANALYSIS

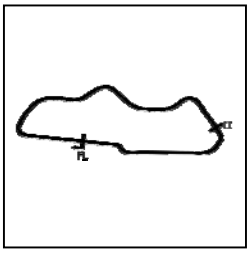

SECTOR 1 = FL to I1, SECTOR 2 = I1 to FL, DIFF = Difference To Personal Best Lap, P = Crossed Finish Line in Pit Lane, D = Time Disallowed

6 -	59.346	31.531	1:30.877	**(3)**	78.39	0.926	10:38:37.317
7 -	***58.865***	31.533	1:30.398	**(2)**	78.81	0.447	10:40:07.715
8 -	59.069	***30.882***	***1:29.951***	**(1)**	***79.20***		***10:41:37.666***

P28 41 600 James CLEARY Triumph -

IDEAL LAP TIME : 1:23.332 BEST LAP TIME : 1:23.332 DIFFERENCE : 0.000

LAP	SECTOR 1	SECTOR 2	LAP TIME		MPH	DIFF	TIME OF DAY
1 -		33.021	2:11.894		54.01	48.562	10:30:51.403
2 -	55.632	30.127	1:25.759	**(2)**	83.07	2.427	10:32:17.162
3 -	***54.087***	***29.245***	***1:23.332***	**(1)**	***85.49***		***10:33:40.494***

P29 88 1000 Adrian CUFF Honda - Qwikfast

IDEAL LAP TIME : BEST LAP TIME : DIFFERENCE :

LAP	SECTOR 1	SECTOR 2	LAP TIME	MPH	DIFF	TIME OF DAY
1 -		***27.166***	1:22.624	86.22		10:30:02.133

Weather / Track : Bright / Dry

Donington Park National
Circuit Length = 1.9790 miles
Start: 10:28 Flag 10:41 End: 10:42

BMCRC - MRO Championships 2018 - Rnd 5 @ Donington Park

L&W Contractors Rookie 600 & 1000

RACE 4 - BEST SECTORS

SECTOR 1				SECTOR 2			IDEAL / BEST COMPARISON					
POS	NO	NAME	TIME	NO	NAME	TIME	POS	NO	NAME	IDEAL	BEST	DIFF
									PERFECT LAP	1:13.282		
1	272	JOHNSON	**47.976**	272	JOHNSON	**25.306**	1	272	JOHNSON	1:13.282	1:13.396	0.114
2	195	WALSH	**48.197**	110	GUNN	**25.502**	2	195	WALSH	1:13.833	1:13.937	0.104
3	110	GUNN	**48.575**	175	KENDLE	**25.591**	3	110	GUNN	1:14.077	1:14.077	0.000
4	175	KENDLE	**49.005**	195	WALSH	**25.636**	4	175	KENDLE	1:14.596	1:14.624	0.028
5	39	MORGAN	**49.952**	50	WELFORD	**26.675**	5	39	MORGAN	1:16.674	1:17.080	0.406
6	161	ANDERSON	**50.564**	39	MORGAN	**26.722**	6	161	ANDERSON	1:17.452	1:17.452	0.000
7	42	ATTWOOD	**50.768**	161	ANDERSON	**26.888**	7	50	WELFORD	1:17.547	1:17.547	0.000
8	194	CRACKNELL	**50.794**	194	CRACKNELL	**27.091**	8	194	CRACKNELL	1:17.885	1:17.885	0.000
9	646	RAI	**50.805**	818	BARKER	**27.115**	9	818	BARKER	1:17.985	1:18.418	0.433
10	818	BARKER	**50.870**	88	CUFF	**27.166**	10	42	ATTWOOD	1:17.991	1:18.460	0.469
11	50	WELFORD	**50.872**	42	ATTWOOD	**27.223**	11	646	RAI	1:18.190	1:18.209	0.019
12	188	KRAWIECKI	**50.970**	118	THOMPSON	**27.230**	12	188	KRAWIECKI	1:18.442	1:18.576	0.134
13	118	THOMPSON	**51.897**	21	WHITCHER	**27.249**	13	118	THOMPSON	1:19.127	1:19.324	0.197
14	21	WHITCHER	**51.992**	2	TRUNDLE	**27.289**	14	21	WHITCHER	1:19.241	1:19.379	0.138
15	8	SAUNDERS	**52.051**	646	RAI	**27.385**	15	8	SAUNDERS	1:19.592	1:19.706	0.114
16	100	HOWTON	**52.201**	100	HOWTON	**27.423**	16	100	HOWTON	1:19.624	1:19.785	0.161
17	107	WHEELDON	**52.240**	188	KRAWIECKI	**27.472**	17	2	TRUNDLE	1:19.864	1:20.148	0.284
18	84	McMANAMON	**52.266**	8	SAUNDERS	**27.541**	18	107	WHEELDON	1:20.035	1:20.158	0.123
19	2	TRUNDLE	**52.575**	89	GERRITSEN	**27.635**	19	59	NESTER	1:20.512	1:20.512	0.000
20	59	NESTER	**52.615**	107	WHEELDON	**27.795**	20	84	McMANAMON	1:20.621	1:20.621	0.000
21	176	BEATTIE	**52.616**	59	NESTER	**27.897**	21	176	BEATTIE	1:20.862	1:20.936	0.074
22	89	GERRITSEN	**53.471**	69	WINDEATT	**27.952**	22	89	GERRITSEN	1:21.106	1:21.106	0.000
23	69	WINDEATT	**53.589**	128	CLARKE	**27.963**	23	69	WINDEATT	1:21.541	1:21.702	0.161
24	20	CLARKE	**53.912**	176	BEATTIE	**28.246**	24	128	CLARKE	1:22.196	1:22.891	0.695
25	41	CLEARY	**54.087**	84	McMANAMON	**28.355**	25	20	CLARKE	1:22.581	1:22.586	0.005
26	128	CLARKE	**54.233**	20	CLARKE	**28.669**	26	41	CLEARY	1:23.332	1:23.332	0.000
27	33	LAWRENCE	**58.393**	41	CLEARY	**29.245**	27	24	REYNOLDS	1:29.747	1:29.951	0.204
28	24	REYNOLDS	**58.865**	24	REYNOLDS	**30.882**	28	33	LAWRENCE	1:29.891	1:29.901	0.010
29				33	LAWRENCE	**31.498**	29	88	CUFF			

Weather / Track : Bright / Dry

Donington Park National
Circuit Length = 1.9790 miles
Start: 10:28 Flag 10:41 End: 10:42

Results can be found at www.tsl-timing.com

Printed - 10:43 Sunday, 17 June 2018

BMCRC - MRO Championships 2018 - Rnd 5 @ Donington Park

L&W Contractors Rookie 600 & 1000

RACE 15 - GRID (10 Laps)

L&W CONTRACTORS LTD

ROW 13							37	18 Jamie THOMAS
ROW 12	36	5 Ben HARRISON	35	24 Mark REYNOLDS (1:29.951)			34	33 Mark LAWRENCE (1:29.901)
ROW 11	33	41 James CLEARY (1:23.332)			32	20 Matt CLARKE (1:22.586)	31	69 Robert WINDEATT (1:21.702)
ROW 10	30	176 Steve BEATTIE (1:20.936)	29	84 Phillip McMANAMON (1:20.621)			28	107 Michael WHEELDON (1:20.158)
ROW 9	27	2 Toby TRUNDLE (1:20.148)			26	100 Craig HOWTON (1:19.785)	25	8 Dave SAUNDERS (1:19.706)
ROW 8	24	21 Nick WHITCHER (1:19.379)	23	188 Dawid KRAWIECKI (1:18.576)			22	42 Michael ATTWOOD (1:18.460)
ROW 7	21	818 Alex BARKER (1:18.418)			20	194 Liam CRACKNELL (1:17.885)	19	39 Max MORGAN (1:17.080)
ROW 6								
ROW 5	15	43 Jack LENIHAN			14	25 Mark HART	13	82 Matthew HAWKINS
ROW 4	12	88 Adrian CUFF	11	128 Kevin CLARKE (1:22.891)			10	89 Dirk GERRITSEN (1:21.106)
ROW 3	9	59 Dave NESTER (1:20.512)			8	118 Daniel THOMPSON (1:19.324)	7	646 Sukhminder RAI (1:18.209)
ROW 2	6	50 Dan WELFORD (1:17.547)	5	161 Dean ANDERSON (1:17.452)			4	175 Mark KENDLE (1:14.624)
ROW 1	3	110 Peter GUNN (1:14.077)			2	195 Glenn WALSH (1:13.937)	1	272 Daniel JOHNSON (1:13.396)

Pole

Donington Park National
Circuit Length = 1.9790 miles

These results are provisional until the conclusion of any judicial and technical matters.

Clerk Of Course :		Timekeeper :

Results can be found at www.tsl-timing.com

Printed - 10:49 Sunday, 17 June 2018

TSL SPORTS TIMING TIMING SOLUTIONS LTD

BMCRC - MRO Championships 2018 - Rnd 5 @ Donington Park

L&W Contractors Rookie 600 & 1000

RACE 15 - CLASSIFICATION

POS	NO	CL	PIC	NAME	ENTRY	LAPS	TIME	GAP	DIFF	MPH	BEST	ON
1	**272**	1000	1	Daniel JOHNSON	BMW -	**10**	12:33.269			94.40	**1:14.532**	7
2	**195**	1000	2	Glenn WALSH	Kawasaki - GW ELECTRICAL	**10**	12:33.528	**0.259**	0.259	94.36	**1:14.200**	6
3	**110**	1000	3	Peter GUNN	BMW - Cannons BMW Motorrad	**10**	12:33.883	**0.614**	0.355	94.32	**1:14.121**	4
4	**175**	1000	4	Mark KENDLE	Kawasaki - LiMAR OILTOOLS	**10**	12:45.503	**12.234**	11.620	92.89	**1:15.239**	3
5	**50**	1000	5	Dan WELFORD	Suzuki - SEG Sussex Electric Gates/ Vistec system	**10**	13:07.847	**34.578**	22.344	90.25	**1:17.087**	7
6	**646**	1000	6	Sukhminder RAI	Aprilia - Asian Sensation	**10**	13:17.226	**43.957**	9.379	89.19	**1:17.997**	9
7	**161**	1000	7	Dean ANDERSON	Honda - FOG Racing	**10**	13:21.512	**48.243**	4.286	88.71	**1:18.367**	3
8	**39**	600	1	Max MORGAN	Kawasaki - MSS PERFORMANCE	**10**	13:37.182	**1:03.913**	15.670	87.01	**1:15.407**	8
9	**89**	1000	8	Dirk GERRITSEN	KTM -	**10**	13:42.648	**1:09.379**	5.466	86.44	**1:20.945**	2
10	**818**	600	2	Alex BARKER	Yamaha - Courtneys Vehicle Logistics & Barker Wo	**10**	13:43.749	**1:10.480**	1.101	86.32	**1:17.418**	5
11	**118**	1000	9	Daniel THOMPSON	Suzuki -	**10**	13:44.915	**1:11.646**	1.166	86.20	**1:20.539**	10
12	**21**	600	3	Nick WHITCHER	Yamaha -	**10**	13:45.059	**1:11.790**	0.144	86.18	**1:17.304**	10
13	**194**	600	4	Liam CRACKNELL	Kawasaki -	**10**	13:47.184	**1:13.915**	2.125	85.96	**1:17.895**	9
14	**42**	600	5	Michael ATTWOOD	Yamaha - Moremoto	**10**	13:47.932	**1:14.663**	0.748	85.88	**1:18.076**	10
15	**2**	600	6	Toby TRUNDLE	Triumph - Harris Motorcycles Ltd - Harlow Essex	**9**	12:39.040	**1 Lap**	1 Lap	84.29	**1:19.569**	5
16	**128**	1000	10	Kevin CLARKE	Suzuki -	**9**	12:39.825	**1 Lap**	0.785	84.21	**1:22.827**	3
17	**188**	600	7	Dawid KRAWIECKI	Yamaha - Code Blue LTD	**9**	12:40.285	**1 Lap**	0.460	84.15	**1:19.018**	5
18	**107**	600	8	Michael WHEELDON	Triumph -	**9**	12:40.718	**1 Lap**	0.433	84.11	**1:19.446**	4
19	**176**	600	9	Steve BEATTIE	Triumph -	**9**	12:41.143	**1 Lap**	0.425	84.06	**1:18.606**	6
20	**8**	600	10	Dave SAUNDERS	Honda -	**9**	12:45.768	**1 Lap**	4.625	83.55	**1:19.509**	6
21	**100**	600	11	Craig HOWTON	Suzuki - Me	**9**	12:55.868	**1 Lap**	10.100	82.46	**1:20.242**	2
22	**84**	600	12	Phillip McMANAMON	Honda -	**9**	13:14.100	**1 Lap**	18.232	80.57	**1:22.332**	5
23	**24**	600	13	Mark REYNOLDS	Yamaha -	**8**	12:47.526	**2 Laps**	1 Lap	74.08	**1:30.120**	7
24	**33**	600	14	Mark LAWRENCE	Honda - Sarky racing	**8**	13:27.896	**2 Laps**	40.370	70.38	**1:32.476**	4
					NOT CLASSIFIED							
DNF	**59**	1000		Dave NESTER	Bmw -	**6**	8:25.197	**4 Laps**	2 Laps	84.34	**1:22.255**	5
					FASTEST LAP							
	110	1000		Peter GUNN	BMW - Cannons BMW Motorrad	**4**	1:14.121		96.12 mph		154.69 kph	
	39	600		Max MORGAN	Kawasaki - MSS PERFORMANCE	**8**	1:15.407		94.48 mph		152.05 kph	

Class 1000 - 92.5% of Race Speed = 87.32 mph
Class 600 - 92.5% of Race Speed = 80.48 mph

Donington Park National
Circuit Length = 1.9790 miles
Start: 15:00 Flag 15:13 End: 15:14

Weather / Track : Bright / Dry
These results are provisional until the conclusion of any judicial and technical matters.

Clerk Of Course :		Timekeeper :

Results can be found at www.tsl-timing.com

Printed - 15:14 Sunday, 17 June 2018

BMCRC - MRO Championships 2018 - Rnd 5 @ Donington Park

L&W Contractors Rookie 600 & 1000

RACE 15 - LAP CHART

LAP 1 @ 15:02:00.097

NO	BEHIND	LAP TIME
272		1:18.426
195	0.347	1:18.773
175	0.858	1:19.284
110	0.959	1:19.385
161	5.753	1:24.179
50	5.836	1:24.262
646	7.050	1:25.476
89	7.676	1:26.102
118	9.322	1:27.748
128	9.919	1:28.345
59	11.514	1:29.940
42	38.864	1:57.290
818	39.343	1:57.769
21	40.100	1:58.526
39	40.316	1:58.742
188	41.100	1:59.526
100	41.410	1:59.836
194	41.799	2:00.225
2	41.922	2:00.348
107	42.163	2:00.589
8	42.807	2:01.233
176	43.339	2:01.765
84	48.383	2:06.809
24	54.333	2:12.759
33	55.504	2:13.930

LAP 2 @ 15:03:14.872

NO	BEHIND	LAP TIME
272		1:14.775
195	0.703	1:15.131
175	1.698	1:15.615
110	2.037	1:15.853
50	9.298	1:18.237
161	10.416	1:19.438
646	11.106	1:18.831
89	13.846	1:20.945
118	17.608	1:23.061
128	18.478	1:23.334
59	20.698	1:23.959
42	44.016	1:19.927
818	44.198	1:19.630
21	44.481	1:19.156
39	45.081	1:19.540
188	45.648	1:19.323
194	46.080	1:19.056
100	46.877	1:20.242
2	47.131	1:19.984
107	47.684	1:20.296
8	48.467	1:20.435
176	48.880	1:20.316
84	57.508	1:23.900
24	1:10.655	1:31.097
33	1:13.371	1:32.642

LAP 3 @ 15:04:29.678

NO	BEHIND	LAP TIME
272		1:14.806
195	0.322	1:14.425
110	1.446	1:14.215
175	2.131	1:15.239
50	12.404	1:17.912
161	13.977	1:18.367
646	15.598	1:19.298
89	20.393	1:21.353
118	25.396	1:22.594
128	26.499	1:22.827
59	29.126	1:23.234
818	48.573	1:19.181
42	48.856	1:19.646
21	49.318	1:19.643
194	49.711	1:18.437
39	49.889	1:19.614
188	50.386	1:19.544
2	51.946	1:19.621
107	52.610	1:19.732
100	53.787	1:21.716
8	53.890	1:20.229
176	54.245	1:20.171
84	1:06.432	1:23.730

LAP 4 @ 15:05:44.792

NO	BEHIND	LAP TIME
272		1:15.114
195	0.242	1:15.034
110	0.453	1:14.121
175	3.985	1:16.968
24	1 Lap	1:31.152
50	15.557	1:18.267
33	1 Lap	1:33.227
161	17.929	1:19.066
646	19.646	1:19.162
89	27.482	1:22.203
118	32.906	1:22.624
128	34.698	1:23.313
59	36.639	1:22.627
818	52.181	1:18.722
42	52.977	1:19.235
21	53.223	1:19.019
194	53.657	1:19.060
39	53.724	1:18.949
188	54.499	1:19.227
2	56.435	1:19.603
107	56.942	1:19.446
8	58.585	1:19.809
176	59.333	1:20.202
100	59.953	1:21.280

LAP 5 @ 15:06:59.473

NO	BEHIND	LAP TIME
272		1:14.681
84	1 Lap	1:23.731
110	0.508	1:14.736
195	0.731	1:15.170
175	5.150	1:15.846
50	18.836	1:17.960
161	21.858	1:18.610
646	24.463	1:19.498
24	1 Lap	1:30.605
33	1 Lap	1:32.476
89	34.842	1:22.041
118	39.984	1:21.759
128	43.952	1:23.935
59	44.213	1:22.255
818	54.918	1:17.418
42	56.944	1:18.648
194	56.958	1:17.982
21	57.054	1:18.512
39	57.368	1:18.325
188	58.836	1:19.018
2	1:01.323	1:19.569
107	1:01.852	1:19.591
176	1:03.844	1:19.192
8	1:04.414	1:20.510
100	1:06.483	1:21.211

LAP 6 @ 15:08:14.107

NO	BEHIND	LAP TIME
110		1:14.126
272	0.071	1:14.705
195	0.297	1:14.200
175	6.120	1:15.604
84	1 Lap	1:22.332
50	21.468	1:17.266
161	27.007	1:19.783
646	28.407	1:18.578
89	42.002	1:21.794
24	1 Lap	1:30.673
118	48.381	1:23.031
59	52.761	1:23.182
33	1 Lap	1:33.189
128	53.547	1:24.229
818	58.580	1:18.296
39	1:00.181	1:17.447
194	1:00.521	1:18.197
42	1:00.931	1:18.621
21	1:01.321	1:18.901
188	1:06.031	1:21.829
2	1:06.529	1:19.840
107	1:07.219	1:20.001
176	1:07.816	1:18.606
8	1:09.289	1:19.509

LAP 7 @ 15:09:28.710

NO	BEHIND	LAP TIME
272		1:14.532
110	0.220	1:14.823
100	1 Lap	1:23.231
195	0.537	1:14.843
175	7.561	1:16.044
84	1 Lap	1:22.524
50	23.952	1:17.087
161	31.193	1:18.789
646	32.307	1:18.503
89	50.329	1:22.930
118	55.739	1:21.961
24	1 Lap	1:30.549
818	1:02.396	1:18.419
39	1:02.630	1:17.052
128	1:03.861	1:24.917
194	1:04.154	1:18.236
21	1:04.364	1:17.646
42	1:05.437	1:19.109
2	1:12.329	1:20.403
188	1:12.734	1:21.306
107	1:13.009	1:20.393
176	1:13.381	1:20.168

LAP 8 @ 15:10:44.262

NO	BEHIND	LAP TIME
272		1:15.552
110	0.529	1:15.861
195	0.550	1:15.565
8	1 Lap	1:22.097
100	1 Lap	1:21.760
175	8.893	1:16.884
33	2 Laps	1:49.473
84	1 Lap	1:23.322
50	26.327	1:17.927
161	34.737	1:19.096
646	36.159	1:19.404
89	57.268	1:22.491
118	1:01.112	1:20.925
39	1:02.485	1:15.407
818	1:05.384	1:18.540
194	1:07.382	1:18.780
21	1:07.431	1:18.619
42	1:08.813	1:18.928
128	1:13.156	1:24.847
24	1 Lap	1:30.120

LAP 9 @ 15:11:59.807

NO	BEHIND	LAP TIME
272		1:15.545
195	0.863	1:15.858
2	1 Lap	1:19.768
110	1.237	1:16.253
188	1 Lap	1:20.366
107	1 Lap	1:20.555
176	1 Lap	1:20.538
8	1 Lap	1:20.748
175	10.421	1:17.073
100	1 Lap	1:23.399
50	29.953	1:19.171
84	1 Lap	1:24.539
33	2 Laps	1:37.101
646	38.611	1:17.997
161	38.759	1:19.567
39	1:02.860	1:15.920
89	1:03.372	1:21.649
118	1:06.240	1:20.673
818	1:07.371	1:17.532
21	1:09.619	1:17.733
194	1:09.732	1:17.895
42	1:11.720	1:18.452

LAP 10 @ 15:13:14.940

NO	BEHIND	LAP TIME
272		1:15.133
195	0.259	1:14.529
110	0.614	1:14.510
2	1 Lap	1:19.904
128	1 Lap	1:24.078
188	1 Lap	1:20.146
107	1 Lap	1:20.115
176	1 Lap	1:20.185
175	12.234	1:16.946
8	1 Lap	1:21.198
24	2 Laps	1:30.571
100	1 Lap	1:23.193
50	34.578	1:19.758
84	1 Lap	1:23.213
646	43.957	1:20.479
161	48.243	1:24.617
33	2 Laps	1:35.858
39	1:03.913	1:16.186
89	1:09.379	1:21.140
818	1:10.480	1:18.242
118	1:11.646	1:20.539
21	1:11.790	1:17.304
194	1:13.915	1:19.316
42	1:14.663	1:18.076

Donington Park National
Circuit Length = 1.9790 miles
Start: 15:00 Flag 15:13 End: 15:14

Weather / Track : Bright / Dry

BMCRC - MRO Championships 2018 - Rnd 5 @ Donington Park

L&W Contractors Rookie 600 & 1000

RACE 15 - SECTOR ANALYSIS

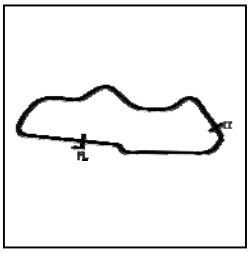

SECTOR 1 = FL to I1, SECTOR 2 = I1 to FL, DIFF = Difference To Personal Best Lap, P = Crossed Finish Line in Pit Lane, D = Time Disallowed

P1 272 1000 Daniel JOHNSON BMW -

IDEAL LAP TIME : 1:13.984 BEST LAP TIME : 1:14.532 DIFFERENCE : 0.548

LAP	SECTOR 1	SECTOR 2	LAP TIME	MPH	DIFF	TIME OF DAY
1 -		25.940	1:18.426	90.84	3.894	15:02:00.097
2 -	48.878	25.897	1:14.775	95.28	0.243	15:03:14.872
3 -	48.889	25.917	1:14.806	95.24	0.274	15:04:29.678
4 -	49.306	***25.808***	1:15.114	94.85	0.582	15:05:44.792
5 -	48.649	26.032	1:14.681 **(2)**	95.40	0.149	15:06:59.473
6 -	48.612	26.093	1:14.705 **(3)**	95.37	0.173	15:08:14.178
7 -	***48.176***	26.356	***1:14.532*** **(1)**	***95.59***		***15:09:28.710***
8 -	49.079	26.473	1:15.552	94.30	1.020	15:10:44.262
9 -	49.478	26.067	1:15.545	94.30	1.013	15:11:59.807
10 -	49.012	26.121	1:15.133	94.82	0.601	15:13:14.940

P2 195 1000 Glenn WALSH Kawasaki - GW ELECTRICAL

IDEAL LAP TIME : 1:14.200 BEST LAP TIME : 1:14.200 DIFFERENCE : 0.000

LAP	SECTOR 1	SECTOR 2	LAP TIME	MPH	DIFF	TIME OF DAY
1 -		26.572	1:18.773	90.44	4.573	15:02:00.444
2 -	49.454	25.677	1:15.131	94.82	0.931	15:03:15.575
3 -	48.668	25.757	1:14.425 **(2)**	95.72	0.225	15:04:30.000
4 -	49.295	25.739	1:15.034	94.95	0.834	15:05:45.034
5 -	49.139	26.031	1:15.170	94.78	0.970	15:07:00.204
6 -	***48.581***	***25.619***	***1:14.200*** **(1)**	***96.01***		***15:08:14.404***
7 -	48.768	26.075	1:14.843	95.19	0.643	15:09:29.247
8 -	48.932	26.633	1:15.565	94.28	1.365	15:10:44.812
9 -	49.813	26.045	1:15.858	93.92	1.658	15:12:00.670
10 -	48.679	25.850	1:14.529 **(3)**	95.59	0.329	15:13:15.199

P3 110 1000 Peter GUNN BMW - Cannons BMW Motorrad

IDEAL LAP TIME : 1:13.775 BEST LAP TIME : 1:14.121 DIFFERENCE : 0.346

LAP	SECTOR 1	SECTOR 2	LAP TIME	MPH	DIFF	TIME OF DAY
1 -		26.132	1:19.385	89.74	5.264	15:02:01.056
2 -	49.770	26.083	1:15.853	93.92	1.732	15:03:16.909
3 -	48.828	25.387	1:14.215 **(3)**	96.00	0.094	15:04:31.124
4 -	48.518	25.603	***1:14.121*** **(1)**	***96.12***		***15:05:45.245***
5 -	48.678	26.058	1:14.736	95.33	0.615	15:06:59.981
6 -	***48.435***	25.691	1:14.126 **(2)**	96.11	0.005	15:08:14.107
7 -	48.546	26.277	1:14.823	95.21	0.702	15:09:28.930
8 -	49.517	26.344	1:15.861	93.91	1.740	15:10:44.791
9 -	49.874	26.379	1:16.253	93.43	2.132	15:12:01.044
10 -	49.170	***25.340***	1:14.510	95.61	0.389	15:13:15.554

P4 175 1000 Mark KENDLE Kawasaki - LiMAR OILTOOLS

IDEAL LAP TIME : 1:14.974 BEST LAP TIME : 1:15.239 DIFFERENCE : 0.265

LAP	SECTOR 1	SECTOR 2	LAP TIME	MPH	DIFF	TIME OF DAY
1 -		26.322	1:19.284	89.86	4.045	15:02:00.955
2 -	49.739	25.876	1:15.615 **(3)**	94.22	0.376	15:03:16.570
3 -	49.558	***25.681***	***1:15.239*** **(1)**	***94.69***		***15:04:31.809***
4 -	50.574	26.394	1:16.968	92.56	1.729	15:05:48.777
5 -	49.812	26.034	1:15.846	93.93	0.607	15:07:04.623
6 -	***49.293***	26.311	1:15.604 **(2)**	94.23	0.365	15:08:20.227
7 -	49.910	26.134	1:16.044	93.69	0.805	15:09:36.271
8 -	50.530	26.354	1:16.884	92.66	1.645	15:10:53.155
9 -	50.868	26.205	1:17.073	92.44	1.834	15:12:10.228
10 -	50.221	26.725	1:16.946	92.59	1.707	15:13:27.174

P5 50 1000 Dan WELFORD Suzuki - SEG Sussex Electric Gates/ Vistec systems

IDEAL LAP TIME : 1:16.722 BEST LAP TIME : 1:17.087 DIFFERENCE : 0.365

LAP	SECTOR 1	SECTOR 2	LAP TIME	MPH	DIFF	TIME OF DAY

Weather / Track : Bright / Dry

Donington Park National
Circuit Length = 1.9790 miles
Start: 15:00 Flag 15:13 End: 15:14

BMCRC - MRO Championships 2018 - Rnd 5 @ Donington Park

L&W Contractors Rookie 600 & 1000

RACE 15 - SECTOR ANALYSIS

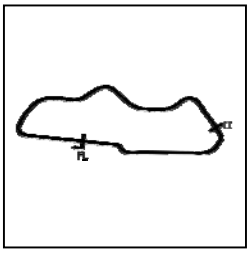

SECTOR 1 = FL to I1, SECTOR 2 = I1 to FL, DIFF = Difference To Personal Best Lap, P = Crossed Finish Line in Pit Lane, D = Time Disallowed

1 -		27.264	1:24.262	84.55	7.175	15:02:05.933
2 -	51.659	26.578	1:18.237	91.06	1.150	15:03:24.170
3 -	51.599	***26.313***	1:17.912 **(3)**	91.44	0.825	15:04:42.082
4 -	50.870	27.397	1:18.267	91.02	1.180	15:06:00.349
5 -	51.633	26.327	1:17.960	91.38	0.873	15:07:18.309
6 -	50.795	26.471	1:17.266 **(2)**	92.20	0.179	15:08:35.575
7 -	***50.409***	26.678	***1:17.087*** **(1)**	***92.42***		***15:09:52.662***
8 -	51.514	26.413	1:17.927	91.42	0.840	15:11:10.589
9 -	52.206	26.965	1:19.171	89.99	2.084	15:12:29.760
10 -	51.152	28.606	1:19.758	89.32	2.671	15:13:49.518

P6 646 1000 Sukhminder RAI Aprilia - Asian Sensation

IDEAL LAP TIME : 1:17.997 BEST LAP TIME : 1:17.997 DIFFERENCE : 0.000

LAP	SECTOR 1	SECTOR 2	LAP TIME	MPH	DIFF	TIME OF DAY
1 -		28.147	1:25.476	83.35	7.479	15:02:07.147
2 -	51.073	27.758	1:18.831	90.37	0.834	15:03:25.978
3 -	51.487	27.811	1:19.298	89.84	1.301	15:04:45.276
4 -	51.733	27.429	1:19.162	90.00	1.165	15:06:04.438
5 -	51.686	27.812	1:19.498	89.62	1.501	15:07:23.936
6 -	51.340	27.238	1:18.578 **(3)**	90.66	0.581	15:08:42.514
7 -	51.225	27.278	1:18.503 **(2)**	90.75	0.506	15:10:01.017
8 -	51.534	27.870	1:19.404	89.72	1.407	15:11:20.421
9 -	***50.791***	***27.206***	***1:17.997*** **(1)**	***91.34***		***15:12:38.418***
10 -	51.126	29.353	1:20.479	88.52	2.482	15:13:58.897

P7 161 1000 Dean ANDERSON Honda - FOG Racing

IDEAL LAP TIME : 1:18.253 BEST LAP TIME : 1:18.367 DIFFERENCE : 0.114

LAP	SECTOR 1	SECTOR 2	LAP TIME	MPH	DIFF	TIME OF DAY
1 -		27.707	1:24.179	84.63	5.812	15:02:05.850
2 -	52.117	27.321	1:19.438	89.68	1.071	15:03:25.288
3 -	***51.230***	27.137	***1:18.367*** **(1)**	***90.91***		***15:04:43.655***
4 -	51.633	27.433	1:19.066	90.11	0.699	15:06:02.721
5 -	51.404	27.206	1:18.610 **(2)**	90.63	0.243	15:07:21.331
6 -	52.301	27.482	1:19.783	89.30	1.416	15:08:41.114
7 -	51.766	***27.023***	1:18.789 **(3)**	90.42	0.422	15:09:59.903
8 -	51.991	27.105	1:19.096	90.07	0.729	15:11:18.999
9 -	51.918	27.649	1:19.567	89.54	1.200	15:12:38.566
10 -	51.380	33.237	1:24.617	84.19	6.250	15:14:03.183

P8 39 600 Max MORGAN Kawasaki - MSS PERFORMANCE

IDEAL LAP TIME : 1:15.407 BEST LAP TIME : 1:15.407 DIFFERENCE : 0.000

LAP	SECTOR 1	SECTOR 2	LAP TIME	MPH	DIFF	TIME OF DAY
1 -		27.892	1:58.742	60.00	43.335	15:02:40.413
2 -	51.335	28.205	1:19.540	89.57	4.133	15:03:59.953
3 -	51.563	28.051	1:19.614	89.48	4.207	15:05:19.567
4 -	51.310	27.639	1:18.949	90.24	3.542	15:06:38.516
5 -	51.105	27.220	1:18.325	90.96	2.918	15:07:56.841
6 -	50.642	26.805	1:17.447	91.99	2.040	15:09:14.288
7 -	49.802	27.250	1:17.052	92.46	1.645	15:10:31.340
8 -	***49.206***	***26.201***	***1:15.407*** **(1)**	***94.48***		***15:11:46.747***
9 -	49.260	26.660	1:15.920 **(2)**	93.84	0.513	15:13:02.667
10 -	49.330	26.856	1:16.186 **(3)**	93.51	0.779	15:14:18.853

P9 89 1000 Dirk GERRITSEN KTM -

IDEAL LAP TIME : 1:20.945 BEST LAP TIME : 1:20.945 DIFFERENCE : 0.000

LAP	SECTOR 1	SECTOR 2	LAP TIME	MPH	DIFF	TIME OF DAY
1 -		27.757	1:26.102	82.74	5.157	15:02:07.773
2 -	***53.232***	***27.713***	***1:20.945*** **(1)**	***88.01***		***15:03:28.718***
3 -	53.630	27.723	1:21.353 **(3)**	87.57	0.408	15:04:50.071
4 -	54.230	27.973	1:22.203	86.67	1.258	15:06:12.274

Weather / Track : Bright / Dry

Donington Park National
Circuit Length = 1.9790 miles
Start: 15:00 Flag 15:13 End: 15:14

BMCRC - MRO Championships 2018 - Rnd 5 @ Donington Park

L&W Contractors Rookie 600 & 1000

RACE 15 - SECTOR ANALYSIS

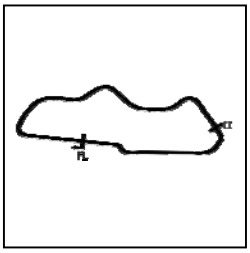

SECTOR 1 = FL to I1, SECTOR 2 = I1 to FL, DIFF = Difference To Personal Best Lap, P = Crossed Finish Line in Pit Lane, D = Time Disallowed

5 -	53.879	28.162	1:22.041	86.84	1.096	15:07:34.315
6 -	53.606	28.188	1:21.794	87.10	0.849	15:08:56.109
7 -	54.215	28.715	1:22.930	85.91	1.985	15:10:19.039
8 -	54.425	28.066	1:22.491	86.36	1.546	15:11:41.530
9 -	53.779	27.870	1:21.649	87.25	0.704	15:13:03.179
10 -	53.419	27.721	1:21.140 **(2)**	87.80	0.195	15:14:24.319

P10 818 600 Alex BARKER Yamaha - Courtneys Vehicle Logistics & Barker Woodrow Archit

IDEAL LAP TIME : 1:17.418 BEST LAP TIME : 1:17.418 DIFFERENCE : 0.000

LAP	SECTOR 1	SECTOR 2	LAP TIME	MPH	DIFF	TIME OF DAY
1 -		27.921	1:57.769	60.49	40.351	15:02:39.440
2 -	52.013	27.617	1:19.630	89.47	2.212	15:03:59.070
3 -	51.814	27.367	1:19.181	89.97	1.763	15:05:18.251
4 -	51.518	27.204	1:18.722	90.50	1.304	15:06:36.973
5 -	***50.452***	***26.966***	***1:17.418*** **(1)**	***92.02***		***15:07:54.391***
6 -	51.084	27.212	1:18.296	90.99	0.878	15:09:12.687
7 -	51.191	27.228	1:18.419	90.85	1.001	15:10:31.106
8 -	51.294	27.246	1:18.540	90.71	1.122	15:11:49.646
9 -	50.462	27.070	1:17.532 **(2)**	91.89	0.114	15:13:07.178
10 -	51.146	27.096	1:18.242 **(3)**	91.05	0.824	15:14:25.420

P11 118 1000 Daniel THOMPSON Suzuki -

IDEAL LAP TIME : 1:20.044 BEST LAP TIME : 1:20.539 DIFFERENCE : 0.495

LAP	SECTOR 1	SECTOR 2	LAP TIME	MPH	DIFF	TIME OF DAY
1 -		28.868	1:27.748	81.19	7.209	15:02:09.419
2 -	54.472	28.589	1:23.061	85.77	2.522	15:03:32.480
3 -	53.671	28.923	1:22.594	86.26	2.055	15:04:55.074
4 -	54.261	28.363	1:22.624	86.22	2.085	15:06:17.698
5 -	53.722	28.037	1:21.759	87.14	1.220	15:07:39.457
6 -	53.844	29.187	1:23.031	85.80	2.492	15:09:02.488
7 -	53.385	28.576	1:21.961	86.92	1.422	15:10:24.449
8 -	52.884	28.041	1:20.925 **(3)**	88.04	0.386	15:11:45.374
9 -	***52.494***	28.179	1:20.673 **(2)**	88.31	0.134	15:13:06.047
10 -	52.989	***27.550***	***1:20.539*** **(1)**	***88.46***		***15:14:26.586***

P12 21 600 Nick WHITCHER Yamaha -

IDEAL LAP TIME : 1:17.227 BEST LAP TIME : 1:17.304 DIFFERENCE : 0.077

LAP	SECTOR 1	SECTOR 2	LAP TIME	MPH	DIFF	TIME OF DAY
1 -		27.981	1:58.526	60.11	41.222	15:02:40.197
2 -	51.696	27.460	1:19.156	90.00	1.852	15:03:59.353
3 -	51.881	27.762	1:19.643	89.45	2.339	15:05:18.996
4 -	51.733	27.286	1:19.019	90.16	1.715	15:06:38.015
5 -	51.171	27.341	1:18.512	90.74	1.208	15:07:56.527
6 -	51.721	27.180	1:18.901	90.29	1.597	15:09:15.428
7 -	50.670	***26.976***	1:17.646 **(2)**	91.75	0.342	15:10:33.074
8 -	51.480	27.139	1:18.619	90.62	1.315	15:11:51.693
9 -	50.438	27.295	1:17.733 **(3)**	91.65	0.429	15:13:09.426
10 -	***50.251***	27.053	***1:17.304*** **(1)**	***92.16***		***15:14:26.730***

P13 194 600 Liam CRACKNELL Kawasaki -

IDEAL LAP TIME : 1:17.449 BEST LAP TIME : 1:17.895 DIFFERENCE : 0.446

LAP	SECTOR 1	SECTOR 2	LAP TIME	MPH	DIFF	TIME OF DAY
1 -		27.667	2:00.225	59.26	42.330	15:02:41.896
2 -	51.876	27.180	1:19.056	90.12	1.161	15:04:00.952
3 -	50.910	27.527	1:18.437	90.83	0.542	15:05:19.389
4 -	51.592	27.468	1:19.060	90.11	1.165	15:06:38.449
5 -	***50.662***	27.320	1:17.982 **(2)**	91.36	0.087	15:07:56.431
6 -	50.884	27.313	1:18.197 **(3)**	91.11	0.302	15:09:14.628
7 -	50.699	27.537	1:18.236	91.06	0.341	15:10:32.864
8 -	51.931	26.849	1:18.780	90.43	0.885	15:11:51.644

Weather / Track : Bright / Dry

Donington Park National
Circuit Length = 1.9790 miles
Start: 15:00 Flag 15:13 End: 15:14

BMCRC - MRO Championships 2018 - Rnd 5 @ Donington Park

L&W Contractors Rookie 600 & 1000

RACE 15 - SECTOR ANALYSIS

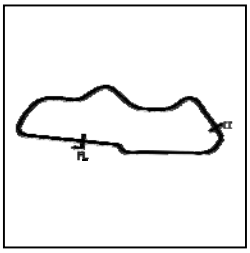

SECTOR 1 = FL to I1, SECTOR 2 = I1 to FL, DIFF = Difference To Personal Best Lap, P = Crossed Finish Line in Pit Lane, D = Time Disallowed

9 -	50.973	26.922	***1:17.895*** **(1)**	***91.46***		***15:13:09.539***
10 -	52.529	***26.787***	1:19.316	89.82	1.421	15:14:28.855

P14 42 600 Michael ATTWOOD Yamaha - Moremoto

IDEAL LAP TIME : 1:18.076 BEST LAP TIME : 1:18.076 DIFFERENCE : 0.000

LAP	SECTOR 1	SECTOR 2	LAP TIME	MPH	DIFF	TIME OF DAY
1 -		27.655	1:57.290	60.74	39.214	15:02:38.961
2 -	52.383	27.544	1:19.927	89.13	1.851	15:03:58.888
3 -	52.045	27.601	1:19.646	89.45	1.570	15:05:18.534
4 -	51.973	27.262	1:19.235	89.91	1.159	15:06:37.769
5 -	51.236	27.412	1:18.648	90.58	0.572	15:07:56.417
6 -	51.534	27.087	1:18.621 **(3)**	90.62	0.545	15:09:15.038
7 -	51.929	27.180	1:19.109	90.06	1.033	15:10:34.147
8 -	51.809	27.119	1:18.928	90.26	0.852	15:11:53.075
9 -	51.298	27.154	1:18.452 **(2)**	90.81	0.376	15:13:11.527
10 -	***51.034***	***27.042***	***1:18.076*** **(1)**	***91.25***		***15:14:29.603***

P15 2 600 Toby TRUNDLE Triumph - Harris Motorcycles Ltd - Harlow Essex

IDEAL LAP TIME : 1:19.093 BEST LAP TIME : 1:19.569 DIFFERENCE : 0.476

LAP	SECTOR 1	SECTOR 2	LAP TIME	MPH	DIFF	TIME OF DAY
1 -		28.153	2:00.348	59.19	40.779	15:02:42.019
2 -	52.642	27.342	1:19.984	89.07	0.415	15:04:02.003
3 -	52.221	27.400	1:19.621 **(3)**	89.48	0.052	15:05:21.624
4 -	52.353	27.250	1:19.603 **(2)**	89.50	0.034	15:06:41.227
5 -	52.176	27.393	***1:19.569*** **(1)**	***89.54***		***15:08:00.796***
6 -	52.693	***27.147***	1:19.840	89.23	0.271	15:09:20.636
7 -	52.897	27.506	1:20.403	88.61	0.834	15:10:41.039
8 -	52.429	27.339	1:19.768	89.31	0.199	15:12:00.807
9 -	***51.946***	27.958	1:19.904	89.16	0.335	15:13:20.711

P16 128 1000 Kevin CLARKE Suzuki -

IDEAL LAP TIME : 1:22.714 BEST LAP TIME : 1:22.827 DIFFERENCE : 0.113

LAP	SECTOR 1	SECTOR 2	LAP TIME	MPH	DIFF	TIME OF DAY
1 -		***28.126***	1:28.345	80.64	5.518	15:02:10.016
2 -	54.979	28.355	1:23.334 **(3)**	85.49	0.507	15:03:33.350
3 -	***54.588***	28.239	***1:22.827*** **(1)**	***86.01***		***15:04:56.177***
4 -	55.016	28.297	1:23.313 **(2)**	85.51	0.486	15:06:19.490
5 -	55.216	28.719	1:23.935	84.88	1.108	15:07:43.425
6 -	55.097	29.132	1:24.229	84.58	1.402	15:09:07.654
7 -	55.521	29.396	1:24.917	83.90	2.090	15:10:32.571
8 -	55.846	29.001	1:24.847	83.97	2.020	15:11:57.418
9 -	55.095	28.983	1:24.078	84.73	1.251	15:13:21.496

P17 188 600 Dawid KRAWIECKI Yamaha - Code Blue LTD

IDEAL LAP TIME : 1:19.003 BEST LAP TIME : 1:19.018 DIFFERENCE : 0.015

LAP	SECTOR 1	SECTOR 2	LAP TIME	MPH	DIFF	TIME OF DAY
1 -		28.229	1:59.526	59.60	40.508	15:02:41.197
2 -	51.486	27.837	1:19.323 **(3)**	89.81	0.305	15:04:00.520
3 -	51.375	28.169	1:19.544	89.56	0.526	15:05:20.064
4 -	51.558	***27.669***	1:19.227 **(2)**	89.92	0.209	15:06:39.291
5 -	***51.334***	27.684	***1:19.018*** **(1)**	***90.16***		***15:07:58.309***
6 -	51.462	30.367	1:21.829	87.06	2.811	15:09:20.138
7 -	53.016	28.290	1:21.306	87.62	2.288	15:10:41.444
8 -	52.346	28.020	1:20.366	88.65	1.348	15:12:01.810
9 -	52.109	28.037	1:20.146	88.89	1.128	15:13:21.956

P18 107 600 Michael WHEELDON Triumph -

IDEAL LAP TIME : 1:19.288 BEST LAP TIME : 1:19.446 DIFFERENCE : 0.158

LAP	SECTOR 1	SECTOR 2	LAP TIME	MPH	DIFF	TIME OF DAY

Weather / Track : Bright / Dry

Donington Park National
Circuit Length = 1.9790 miles
Start: 15:00 Flag 15:13 End: 15:14

BMCRC - MRO Championships 2018 - Rnd 5 @ Donington Park

L&W Contractors Rookie 600 & 1000

RACE 15 - SECTOR ANALYSIS

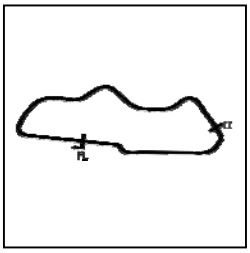

SECTOR 1 = FL to I1, SECTOR 2 = I1 to FL, DIFF = Difference To Personal Best Lap, P = Crossed Finish Line in Pit Lane, D = Time Disallowed

1 -		27.965	2:00.589		59.08	41.143	15:02:42.260
2 -	52.727	27.569	1:20.296		88.72	0.850	15:04:02.556
3 -	52.062	27.670	1:19.732	(3)	89.35	0.286	15:05:22.288
4 -	***51.919***	27.527	***1:19.446***	**(1)**	***89.67***		***15:06:41.734***
5 -	52.008	27.583	1:19.591	(2)	89.51	0.145	15:08:01.325
6 -	52.632	***27.369***	1:20.001		89.05	0.555	15:09:21.326
7 -	52.700	27.693	1:20.393		88.62	0.947	15:10:41.719
8 -	52.652	27.903	1:20.555		88.44	1.109	15:12:02.274
9 -	52.620	27.495	1:20.115		88.93	0.669	15:13:22.389

P19 176 600 Steve BEATTIE Triumph -

IDEAL LAP TIME : 1:18.393 BEST LAP TIME : 1:18.606 DIFFERENCE : 0.213

LAP	SECTOR 1	SECTOR 2	LAP TIME		MPH	DIFF	TIME OF DAY
1 -		28.182	2:01.765		58.51	43.159	15:02:43.436
2 -	52.456	27.860	1:20.316		88.70	1.710	15:04:03.752
3 -	52.207	27.964	1:20.171		88.86	1.565	15:05:23.923
4 -	52.324	27.878	1:20.202		88.83	1.596	15:06:44.125
5 -	51.739	27.453	1:19.192	(2)	89.96	0.586	15:08:03.317
6 -	***50.999***	27.607	***1:18.606***	**(1)**	***90.63***		***15:09:21.923***
7 -	52.293	27.875	1:20.168	(3)	88.87	1.562	15:10:42.091
8 -	53.144	***27.394***	1:20.538		88.46	1.932	15:12:02.629
9 -	52.689	27.496	1:20.185		88.85	1.579	15:13:22.814

P20 8 600 Dave SAUNDERS Honda -

IDEAL LAP TIME : 1:19.509 BEST LAP TIME : 1:19.509 DIFFERENCE : 0.000

LAP	SECTOR 1	SECTOR 2	LAP TIME		MPH	DIFF	TIME OF DAY
1 -		28.148	2:01.233		58.76	41.724	15:02:42.904
2 -	52.471	27.964	1:20.435		88.57	0.926	15:04:03.339
3 -	52.315	27.914	1:20.229	(3)	88.80	0.720	15:05:23.568
4 -	52.321	27.488	1:19.809	(2)	89.27	0.300	15:06:43.377
5 -	52.257	28.253	1:20.510		88.49	1.001	15:08:03.887
6 -	***52.119***	***27.390***	***1:19.509***	**(1)**	***89.60***		***15:09:23.396***
7 -	53.095	29.002	1:22.097		86.78	2.588	15:10:45.493
8 -	53.032	27.716	1:20.748		88.23	1.239	15:12:06.241
9 -	52.748	28.450	1:21.198		87.74	1.689	15:13:27.439

P21 100 600 Craig HOWTON Suzuki - Me

IDEAL LAP TIME : 1:20.242 BEST LAP TIME : 1:20.242 DIFFERENCE : 0.000

LAP	SECTOR 1	SECTOR 2	LAP TIME		MPH	DIFF	TIME OF DAY
1 -		28.261	1:59.836		59.45	39.594	15:02:41.507
2 -	***52.391***	***27.851***	***1:20.242***	**(1)**	***88.78***		***15:04:01.749***
3 -	53.657	28.059	1:21.716		87.18	1.474	15:05:23.465
4 -	52.831	28.449	1:21.280	(3)	87.65	1.038	15:06:44.745
5 -	52.663	28.548	1:21.211	(2)	87.73	0.969	15:08:05.956
6 -	52.807	30.424	1:23.231		85.60	2.989	15:09:29.187
7 -	53.766	27.994	1:21.760		87.14	1.518	15:10:50.947
8 -	54.486	28.913	1:23.399		85.42	3.157	15:12:14.346
9 -	54.194	28.999	1:23.193		85.63	2.951	15:13:37.539

P22 84 600 Phillip McMANAMON Honda -

IDEAL LAP TIME : 1:22.332 BEST LAP TIME : 1:22.332 DIFFERENCE : 0.000

LAP	SECTOR 1	SECTOR 2	LAP TIME		MPH	DIFF	TIME OF DAY
1 -		31.095	2:06.809		56.18	44.477	15:02:48.480
2 -	54.876	29.024	1:23.900		84.91	1.568	15:04:12.380
3 -	54.425	29.305	1:23.730		85.09	1.398	15:05:36.110
4 -	54.629	29.102	1:23.731		85.08	1.399	15:06:59.841
5 -	***53.591***	***28.741***	***1:22.332***	**(1)**	***86.53***		***15:08:22.173***
6 -	53.600	28.924	1:22.524	(2)	86.33	0.192	15:09:44.697
7 -	54.458	28.864	1:23.322		85.50	0.990	15:11:08.019
8 -	55.009	29.530	1:24.539		84.27	2.207	15:12:32.558

Weather / Track : Bright / Dry

Donington Park National
Circuit Length = 1.9790 miles
Start: 15:00 Flag 15:13 End: 15:14

BMCRC - MRO Championships 2018 - Rnd 5 @ Donington Park

L&W Contractors Rookie 600 & 1000

RACE 15 - SECTOR ANALYSIS

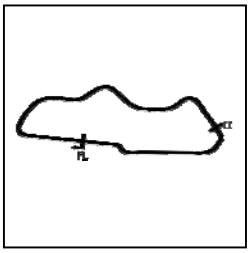

SECTOR 1 = FL to I1, SECTOR 2 = I1 to FL, DIFF = Difference To Personal Best Lap, P = Crossed Finish Line in Pit Lane, D = Time Disallowed

9 -	54.113	29.100	1:23.213 **(3)**	85.61	0.881	15:13:55.771

P23 24 600 Mark REYNOLDS Yamaha -

IDEAL LAP TIME : 1:29.869 BEST LAP TIME : 1:30.120 DIFFERENCE : 0.251

LAP	SECTOR 1	SECTOR 2	LAP TIME	MPH	DIFF	TIME OF DAY
1 -		31.683	2:12.759	53.66	42.639	15:02:54.430
2 -	59.673	31.424	1:31.097	78.20	0.977	15:04:25.527
3 -	59.707	31.445	1:31.152	78.16	1.032	15:05:56.679
4 -	59.298	31.307	1:30.605	78.63	0.485	15:07:27.284
5 -	59.517	31.156	1:30.673	78.57	0.553	15:08:57.957
6 -	59.655	30.894	1:30.549 **(2)**	78.68	0.429	15:10:28.506
7 -	59.523	***30.597***	***1:30.120*** **(1)**	***79.05***		***15:11:58.626***
8 -	***59.272***	31.299	1:30.571 **(3)**	78.66	0.451	15:13:29.197

P24 33 600 Mark LAWRENCE Honda - Sarky racing

IDEAL LAP TIME : 1:31.943 BEST LAP TIME : 1:32.476 DIFFERENCE : 0.533

LAP	SECTOR 1	SECTOR 2	LAP TIME	MPH	DIFF	TIME OF DAY
1 -		33.621	2:13.930	53.19	41.454	15:02:55.601
2 -	1:00.073	***32.569***	1:32.642 **(2)**	76.90	0.166	15:04:28.243
3 -	1:00.552	32.675	1:33.227	76.42	0.751	15:06:01.470
4 -	***59.374***	33.102	***1:32.476*** **(1)**	***77.04***		***15:07:33.946***
5 -	59.543	33.646	1:33.189 **(3)**	76.45	0.713	15:09:07.135
6 -	1:16.249	33.224	1:49.473	65.08	16.997	15:10:56.608
7 -	1:02.778	34.323	1:37.101	73.37	4.625	15:12:33.709
8 -	1:02.735	33.123	1:35.858	74.32	3.382	15:14:09.567

P25 59 1000 Dave NESTER Bmw -

IDEAL LAP TIME : 1:21.523 BEST LAP TIME : 1:22.255 DIFFERENCE : 0.732

LAP	SECTOR 1	SECTOR 2	LAP TIME	MPH	DIFF	TIME OF DAY
1 -		29.109	1:29.940	79.21	7.685	15:02:11.611
2 -	54.914	29.045	1:23.959	84.85	1.704	15:03:35.570
3 -	54.559	28.675	1:23.234	85.59	0.979	15:04:58.804
4 -	54.003	28.624	1:22.627 **(2)**	86.22	0.372	15:06:21.431
5 -	***53.442***	28.813	***1:22.255*** **(1)**	***86.61***		***15:07:43.686***
6 -	55.101	***28.081***	1:23.182 **(3)**	85.65	0.927	15:09:06.868

Weather / Track : Bright / Dry

Donington Park National
Circuit Length = 1.9790 miles
Start: 15:00 Flag 15:13 End: 15:14

BMCRC - MRO Championships 2018 - Rnd 5 @ Donington Park

L&W Contractors Rookie 600 & 1000

RACE 15 - BEST SECTORS

SECTOR 1				SECTOR 2			IDEAL / BEST COMPARISON					
POS	NO	NAME	TIME	NO	NAME	TIME	POS	NO	NAME	IDEAL	BEST	DIFF
									PERFECT LAP	1:13.516		
1	272	JOHNSON	**48.176**	110	GUNN	**25.340**	1	110	GUNN	1:13.775	1:14.121	0.346
2	110	GUNN	**48.435**	195	WALSH	**25.619**	2	272	JOHNSON	1:13.984	1:14.532	0.548
3	195	WALSH	**48.581**	175	KENDLE	**25.681**	3	195	WALSH	1:14.200	1:14.200	0.000
4	39	MORGAN	**49.206**	272	JOHNSON	**25.808**	4	175	KENDLE	1:14.974	1:15.239	0.265
5	175	KENDLE	**49.293**	39	MORGAN	**26.201**	5	39	MORGAN	1:15.407	1:15.407	0.000
6	21	WHITCHER	**50.251**	50	WELFORD	**26.313**	6	50	WELFORD	1:16.722	1:17.087	0.365
7	50	WELFORD	**50.409**	194	CRACKNELL	**26.787**	7	21	WHITCHER	1:17.227	1:17.304	0.077
8	818	BARKER	**50.452**	818	BARKER	**26.966**	8	818	BARKER	1:17.418	1:17.418	0.000
9	194	CRACKNELL	**50.662**	21	WHITCHER	**26.976**	9	194	CRACKNELL	1:17.449	1:17.895	0.446
10	646	RAI	**50.791**	161	ANDERSON	**27.023**	10	646	RAI	1:17.997	1:17.997	0.000
11	176	BEATTIE	**50.999**	42	ATTWOOD	**27.042**	11	42	ATTWOOD	1:18.076	1:18.076	0.000
12	42	ATTWOOD	**51.034**	2	TRUNDLE	**27.147**	12	161	ANDERSON	1:18.253	1:18.367	0.114
13	161	ANDERSON	**51.230**	646	RAI	**27.206**	13	176	BEATTIE	1:18.393	1:18.606	0.213
14	188	KRAWIECKI	**51.334**	107	WHEELDON	**27.369**	14	188	KRAWIECKI	1:19.003	1:19.018	0.015
15	107	WHEELDON	**51.919**	8	SAUNDERS	**27.390**	15	2	TRUNDLE	1:19.093	1:19.569	0.476
16	2	TRUNDLE	**51.946**	176	BEATTIE	**27.394**	16	107	WHEELDON	1:19.288	1:19.446	0.158
17	8	SAUNDERS	**52.119**	118	THOMPSON	**27.550**	17	8	SAUNDERS	1:19.509	1:19.509	0.000
18	100	HOWTON	**52.391**	188	KRAWIECKI	**27.669**	18	118	THOMPSON	1:20.044	1:20.539	0.495
19	118	THOMPSON	**52.494**	89	GERRITSEN	**27.713**	19	100	HOWTON	1:20.242	1:20.242	0.000
20	89	GERRITSEN	**53.232**	100	HOWTON	**27.851**	20	89	GERRITSEN	1:20.945	1:20.945	0.000
21	59	NESTER	**53.442**	59	NESTER	**28.081**	21	59	NESTER	1:21.523	1:22.255	0.732
22	84	McMANAMON	**53.591**	128	CLARKE	**28.126**	22	84	McMANAMON	1:22.332	1:22.332	0.000
23	128	CLARKE	**54.588**	84	McMANAMON	**28.741**	23	128	CLARKE	1:22.714	1:22.827	0.113
24	24	REYNOLDS	**59.272**	24	REYNOLDS	**30.597**	24	24	REYNOLDS	1:29.869	1:30.120	0.251
25	33	LAWRENCE	**59.374**	33	LAWRENCE	**32.569**	25	33	LAWRENCE	1:31.943	1:32.476	0.533

Weather / Track : Bright / Dry

Donington Park National
Circuit Length = 1.9790 miles
Start: 15:00 Flag 15:13 End: 15:14

Results can be found at www.tsl-timing.com

Printed - 15:15 Sunday, 17 June 2018

BMCRC-MRO Championships 2018

RKB - BMCRC F1 & F2 Sidecars

Donington National Circuit

16th & 17th June 2018

Results Provided by Timing Solutions Ltd
www.tsl-timing.com

Donington Park National

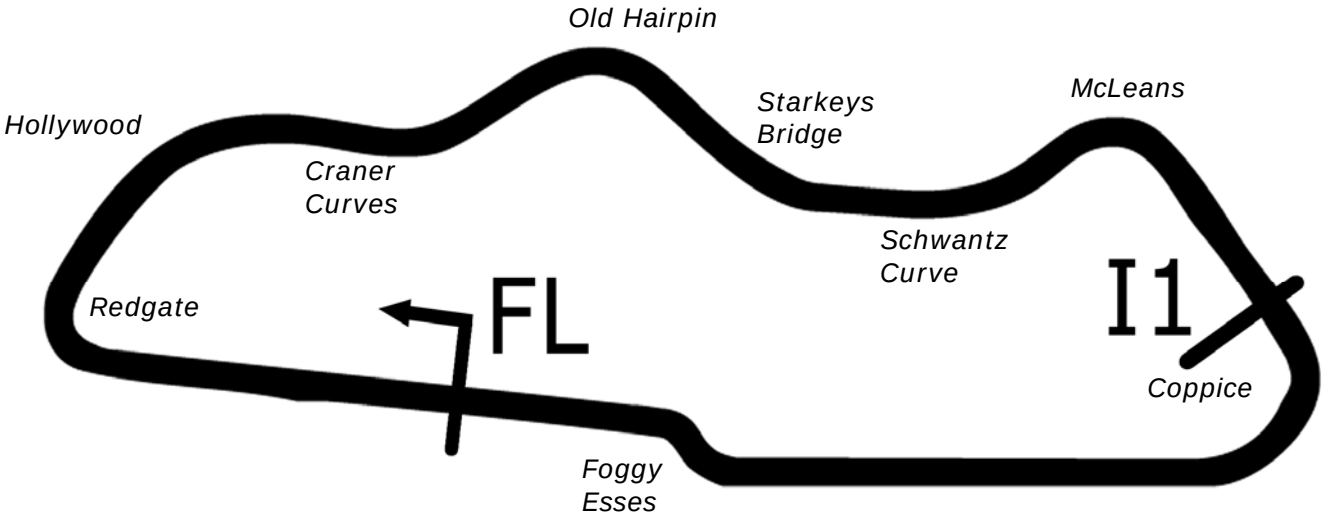

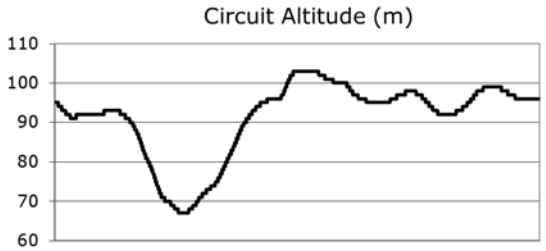

Length	1.9790 miles	3185.0 m	
FL		52.82971 N	1.37867 W
I1	2096m	52.82978 N	1.36508 W
Pit Entry	3100m	52.82951 N	1.37832 W
Pit Exit	229m after FL	52.82996 N	1.38205 W

Pit Entry–Pit Exit 287m, 17.2s @60kph, 12.9s @80kph

All results available at www.tsl-timing.com

BMCRC - MRO Championships 2018 - Rnd 5 @ Donington Park

RKB/BMCRC F1 & F2 Sidecars

FREE PRACTICE - CLASSIFICATION

POS	NO	CL	PIC	NAME	ENTRY	TIME	ON	LAPS	GAP	DIFF	MPH
1	**35**	F2	1	**REEVES / ALLUM**	LCR Honda -	**1:18.718**	8	9			90.50
2	**17**	F2	2	**CRAWFORD / HARDIE**	LCR Suzuki - ARC NEWTON AYCLIFFE	**1:18.961**	6	7	**0.243**	0.243	90.22
3	**75**	F1	1	**CLARKE / CLARKE**	Windle Suzuki - City Lifting .CYB fibreglass	**1:20.498**	4	5	**1.780**	1.537	88.50
4	**37**	F2	3	**MORPHET / HALLIBURTON**	LCR Suzuki -	**1:22.971**	6	7	**4.253**	2.473	85.86
5	**95**	F2	4	**REMNANT / TILLEY**	Lumley Kawasaki -	**1:23.045**	5	8	**4.327**	0.074	85.79
6	**188**	F2	5	**M&R VANNIEUWENHUYSE**	Shelbourne - Norton OCFB/ Heyrick garage	**1:23.195**	7	8	**4.477**	0.150	85.63
7	**66**	F2	6	**HUNT / CRACKNELL**	MRE - Mike Snow	**1:24.717**	4	9	**5.999**	1.522	84.09
8	**18**	F2	7	**BLACKWOOD / BLACKWOOD**	Shelbourne Suzuki -	**1:25.497**	4	9	**6.779**	0.780	83.33
9	**31**	F2	8	**MUNRO / GRAY**	Shelbourne Yamaha - Durey Castings / Allbikes	**1:25.672**	6	8	**6.954**	0.175	83.16
10	**10**	F1	2	**WEBB / BYRNE**	LCR Suzuki - ANtech Racing	**1:25.881**	7	9	**7.163**	0.209	82.95
11	**118**	F1	3	**BICKNELL / ENSOR**	LCR Kawasaki -	**1:26.496**	3	3	**7.778**	0.615	82.36
12	**121**	F1	4	**LAWRENCE / NIX**	LCR Yamaha -	**1:26.860**	5	9	**8.142**	0.364	82.02
13	**40**	F2	9	**SMITH / DOBIE**	Baker Yamaha - R & S Terry Developments	**1:26.979**	8	8	**8.261**	0.119	81.91
14	**84**	F2	10	**COSTELLO / STOKOE**	LCR Kawasaki - NGK spark plugs	**1:26.986**	8	8	**8.268**	0.007	81.90
15	**44**	F2	11	**MOORE / SCHOFIELD**	Ireson Honda - Lane Building Services Ltd	**1:28.916**	4	5	**10.198**	1.930	80.12
16	**55**	F2	12	**STAINTON / STAINTON**	LCR Suzuki - Interfuse Ltd	**1:29.106**	8	8	**10.388**	0.190	79.95
17	**57**	F1	5	**ANDERSON / MASTERS**	Baker -	**1:32.421**	4	5	**13.703**	3.315	77.08
18	**67**	F1	6	**JEFFREY / CASWELL**	Windle - MJP racing	**1:33.294**	4	8	**14.576**	0.873	76.36
19	**70**	F2	13	**BELLABY / GRISTWOOD**	DDM Suzuki - Gristwood & Toms	**1:38.735**	5	8	**20.017**	5.441	72.15
20	**412**	F1	7	**PETTIS / PHILLIPS**	RSR KTM 1190 - Ktp motorcycles	**1:42.054**	1	2	**23.336**	3.319	69.81
21	**19**	F1	8	**MACBRIDE / THOMPSON**	LCR Suzuki - Nick Webb	**1:42.933**	3	7	**24.215**	0.879	69.21
22	**42**	F1	9	**BOURNE / WILKINSON**	DDR Suzuki -	**1:43.257**	3	7	**24.539**	0.324	68.99
23	**167**	F2	14	**PETTMAN / TAYLOR**	Windle Yamha -	**1:44.434**	2	4	**25.716**	1.177	68.22

Donington Park National
Circuit Length = 1.9790 miles
Start: 10:56 Flag 11:09 End: 11:11

Weather / Track : Bright / Dry

These results are provisional until the conclusion of any judicial and technical matters.

Clerk Of Course :		Timekeeper :

Results can be found at www.tsl-timing.com

Printed - 11:11 Saturday, 16 June 2018

BMCRC - MRO Championships 2018 - Rnd 5 @ Donington Park

RKB/BMCRC F1 & F2 Sidecars

FREE PRACTICE - SECTOR ANALYSIS

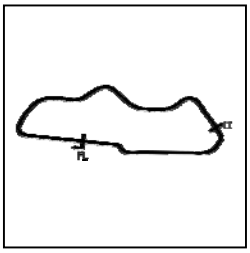

SECTOR 1 = FL to I1, SECTOR 2 = I1 to FL, DIFF = Difference To Personal Best Lap, P = Crossed Finish Line in Pit Lane, D = Time Disallowed

P1 35 F2 REEVES / ALLUM LCR Honda -

IDEAL LAP TIME : 1:17.928 BEST LAP TIME : 1:18.718 DIFFERENCE : 0.790

LAP	SECTOR 1	SECTOR 2	LAP TIME		MPH	DIFF	TIME OF DAY
1 -	1:04.877	32.447	1:37.324		73.20	18.606	10:59:28.262
2 -	56.872	29.427	1:26.299		82.55	7.581	11:00:54.561
3 -	52.660	28.606	1:21.266		87.67	2.548	11:02:15.827
4 -	52.863	28.478	1:21.341		87.58	2.623	11:03:37.168
5 -	52.458	27.848	1:20.306	(3)	88.71	1.588	11:04:57.474
6 -	52.493	28.908	1:21.401		87.52	2.683	11:06:18.875
7 -	51.696	***27.776***	1:19.472	(2)	89.64	0.754	11:07:38.347
8 -	50.744	27.974	***1:18.718***	(1)	***90.50***		***11:08:57.065***
9 -	***50.152***	IN PIT	1:29.170	P	79.89	10.452	11:10:26.235

P2 17 F2 CRAWFORD / HARDIE LCR Suzuki - ARC NEWTON AYCLIFFE

IDEAL LAP TIME : 1:18.863 BEST LAP TIME : 1:18.961 DIFFERENCE : 0.098

LAP	SECTOR 1	SECTOR 2	LAP TIME		MPH	DIFF	TIME OF DAY
1 -	55.390	28.631	1:24.021		84.79	5.060	11:00:54.769
2 -	51.968	28.582	1:20.550	(3)	88.44	1.589	11:02:15.319
3 -	53.017	28.245	1:21.262		87.67	2.301	11:03:36.581
4 -	52.075	27.725	1:19.800	(2)	89.28	0.839	11:04:56.381
5 -	52.717	28.390	1:21.107		87.84	2.146	11:06:17.488
6 -	51.375	***27.586***	***1:18.961***	(1)	***90.22***		***11:07:36.449***
7 -	***51.277***	31.560	1:22.837		86.00	3.876	11:08:59.286

P3 75 F1 CLARKE / CLARKE Windle Suzuki - City Lifting .CYB fibreglass

IDEAL LAP TIME : 1:20.498 BEST LAP TIME : 1:20.498 DIFFERENCE : 0.000

LAP	SECTOR 1	SECTOR 2	LAP TIME		MPH	DIFF	TIME OF DAY
1 -	1:05.677	31.759	1:37.436		73.12	16.938	10:59:19.434
2 -	55.618	28.025	1:23.643	(3)	85.17	3.145	11:00:43.077
3 -	53.813	29.060	1:22.873	(2)	85.97	2.375	11:02:05.950
4 -	***52.915***	***27.583***	***1:20.498***	(1)	***88.50***		***11:03:26.448***
5 -	53.550	IN PIT	1:30.813	P	78.45	10.315	11:04:57.261

P4 37 F2 MORPHET / HALLIBURTON LCR Suzuki -

IDEAL LAP TIME : BEST LAP TIME : 1:22.971 DIFFERENCE :

LAP	SECTOR 1	SECTOR 2	LAP TIME		MPH	DIFF	TIME OF DAY
1 -		***32.272***	1:55.614		61.62	32.643	11:01:55.799
2 -			1:30.872		78.40	7.901	11:03:26.671
3 -			1:27.144		81.75	4.173	11:04:53.815
4 -			1:25.157	(3)	83.66	2.186	11:06:18.972
5 -			1:24.116	(2)	84.70	1.145	11:07:43.088
6 -			***1:22.971***	(1)	***85.86***		***11:09:06.059***
7 -			1:27.339		81.57	4.368	11:10:33.398

P5 95 F2 REMNANT / TILLEY Lumley Kawasaki -

IDEAL LAP TIME : 1:22.846 BEST LAP TIME : 1:23.045 DIFFERENCE : 0.199

LAP	SECTOR 1	SECTOR 2	LAP TIME		MPH	DIFF	TIME OF DAY
1 -	1:06.486	31.919	1:38.405		72.40	15.360	10:59:17.176
2 -	57.294	30.331	1:27.625		81.30	4.580	11:00:44.801
3 -	55.762	30.253	1:26.015		82.83	2.970	11:02:10.816
4 -	58.446	29.771	1:28.217		80.76	5.172	11:03:39.033
5 -	***53.824***	29.221	***1:23.045***	(1)	***85.79***		***11:05:02.078***
6 -	55.632	***29.022***	1:24.654	(3)	84.16	1.609	11:06:26.732
7 -	56.576	29.371	1:25.947		82.89	2.902	11:07:52.679
8 -	55.474	29.087	1:24.561	(2)	84.25	1.516	11:09:17.240

Weather / Track : Bright / Dry

Donington Park National
Circuit Length = 1.9790 miles
Start: 10:56 Flag 11:09 End: 11:11

BMCRC - MRO Championships 2018 - Rnd 5 @ Donington Park

RKB/BMCRC F1 & F2 Sidecars

FREE PRACTICE - SECTOR ANALYSIS

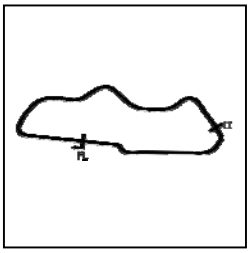

SECTOR 1 = FL to I1, SECTOR 2 = I1 to FL, DIFF = Difference To Personal Best Lap, P = Crossed Finish Line in Pit Lane, D = Time Disallowed

P6 188 F2 M&R VANNIEUWENHUYSE Shelbourne - Norton OCFB/ Heyrick garage

IDEAL LAP TIME : 1:23.195 BEST LAP TIME : 1:23.195 DIFFERENCE : 0.000

LAP	SECTOR 1	SECTOR 2	LAP TIME	MPH	DIFF	TIME OF DAY
1 -	1:04.475	34.172	1:38.647	72.22	15.452	10:59:04.462
2 -	57.713	31.345	1:29.058	80.00	5.863	11:00:33.520
3 -	56.113	29.812	1:25.925	82.91	2.730	11:01:59.445
4 -	57.201	29.697	1:26.898	81.98	3.703	11:03:26.343
5 -	55.471	29.419	1:24.890 **(3)**	83.92	1.695	11:04:51.233
6 -	55.023	30.447	1:25.470	83.35	2.275	11:06:16.703
7 -	***53.940***	***29.255***	***1:23.195*** **(1)**	***85.63***		***11:07:39.898***
8 -	54.829	29.883	1:24.712 **(2)**	84.10	1.517	11:09:04.610

P7 66 F2 HUNT / CRACKNELL MRE - Mike Snow

IDEAL LAP TIME : 1:24.467 BEST LAP TIME : 1:24.717 DIFFERENCE : 0.250

LAP	SECTOR 1	SECTOR 2	LAP TIME	MPH	DIFF	TIME OF DAY
1 -	1:10.914	32.988	1:43.902	68.57	19.185	10:59:22.909
2 -	56.947	30.295	1:27.242	81.66	2.525	11:00:50.151
3 -	56.613	30.565	1:27.178 **(3)**	81.72	2.461	11:02:17.329
4 -	55.180	***29.537***	***1:24.717*** **(1)**	***84.09***		***11:03:42.046***
5 -	***54.930***	30.195	1:25.125 **(2)**	83.69	0.408	11:05:07.171
6 -	58.366	30.541	1:28.907	80.13	4.190	11:06:36.078
7 -	57.837	32.410	1:30.247	78.94	5.530	11:08:06.325
8 -	57.358	30.741	1:28.099	80.87	3.382	11:09:34.424
9 -	56.869	30.697	1:27.566	81.36	2.849	11:11:01.990

P8 18 F2 BLACKWOOD / BLACKWOOD Shelbourne Suzuki -

IDEAL LAP TIME : 1:25.190 BEST LAP TIME : 1:25.497 DIFFERENCE : 0.307

LAP	SECTOR 1	SECTOR 2	LAP TIME	MPH	DIFF	TIME OF DAY
1 -	1:10.012	33.988	1:44.000	68.50	18.503	10:59:19.199
2 -	58.440	30.162	1:28.602	80.41	3.105	11:00:47.801
3 -	57.033	29.960	1:26.993 **(3)**	81.89	1.496	11:02:14.794
4 -	56.141	***29.356***	***1:25.497*** **(1)**	***83.33***		***11:03:40.291***
5 -	***55.834***	30.613	1:26.447 **(2)**	82.41	0.950	11:05:06.738
6 -	59.850	31.004	1:30.854	78.41	5.357	11:06:37.592
7 -	58.952	31.117	1:30.069	79.10	4.572	11:08:07.661
8 -	56.908	32.567	1:29.475	79.62	3.978	11:09:37.136
9 -	57.133	31.025	1:28.158	80.81	2.661	11:11:05.294

P9 31 F2 MUNRO / GRAY Shelbourne Yamaha - Durey Castings / Allbikes

IDEAL LAP TIME : 1:25.640 BEST LAP TIME : 1:25.672 DIFFERENCE : 0.032

LAP	SECTOR 1	SECTOR 2	LAP TIME	MPH	DIFF	TIME OF DAY
1 -	1:12.736	37.293	1:50.029	64.75	24.357	10:59:31.728
2 -	1:06.877	32.687	1:39.564	71.55	13.892	11:01:11.292
3 -	59.547	31.172	1:30.719	78.53	5.047	11:02:42.011
4 -	57.386	30.882	1:28.268	80.71	2.596	11:04:10.279
5 -	56.531	30.663	1:27.194 **(3)**	81.71	1.522	11:05:37.473
6 -	55.426	***30.246***	***1:25.672*** **(1)**	***83.16***		***11:07:03.145***
7 -	57.415	30.351	1:27.766	81.17	2.094	11:08:30.911
8 -	***55.394***	30.922	1:26.316 **(2)**	82.54	0.644	11:09:57.227

P10 10 F1 WEBB / BYRNE LCR Suzuki - ANtech Racing

IDEAL LAP TIME : 1:25.072 BEST LAP TIME : 1:25.881 DIFFERENCE : 0.809

LAP	SECTOR 1	SECTOR 2	LAP TIME	MPH	DIFF	TIME OF DAY
1 -	1:04.448	40.866	1:45.314	67.65	19.433	10:59:06.913
2 -	59.687	30.908	1:30.595	78.64	4.714	11:00:37.508
3 -	57.718	30.455	1:28.173	80.80	2.292	11:02:05.681
4 -	***56.397***	29.750	1:26.147 **(2)**	82.70	0.266	11:03:31.828
5 -	58.156	29.252	1:27.408	81.51	1.527	11:04:59.236
6 -	56.986	29.481	1:26.467 **(3)**	82.39	0.586	11:06:25.703

Weather / Track : Bright / Dry

Donington Park National
Circuit Length = 1.9790 miles
Start: 10:56 Flag 11:09 End: 11:11

BMCRC - MRO Championships 2018 - Rnd 5 @ Donington Park

RKB/BMCRC F1 & F2 Sidecars

FREE PRACTICE - SECTOR ANALYSIS

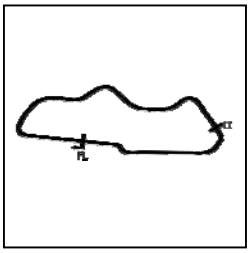

SECTOR 1 = FL to I1, SECTOR 2 = I1 to FL, DIFF = Difference To Personal Best Lap, P = Crossed Finish Line in Pit Lane, D = Time Disallowed

7 -	57.206	***28.675***	***1:25.881***	**(1)**	***82.95***		***11:07:51.584***
8 -	56.471	30.056	1:26.527		82.34	0.646	11:09:18.111
9 -	57.289	31.275	1:28.564		80.44	2.683	11:10:46.675

P11 118 F1 BICKNELL / ENSOR

LCR Kawasaki -

IDEAL LAP TIME : 1:26.496 BEST LAP TIME : 1:26.496 DIFFERENCE : 0.000

LAP	SECTOR 1	SECTOR 2	LAP TIME		MPH	DIFF	TIME OF DAY
1 -	1:02.019	32.993	1:35.012	**(3)**	74.98	8.516	11:07:02.313
2 -	57.888	30.427	1:28.315	**(2)**	80.67	1.819	11:08:30.628
3 -	***57.252***	***29.244***	***1:26.496***	**(1)**	***82.36***		***11:09:57.124***

P12 121 F1 LAWRENCE / NIX

LCR Yamaha -

IDEAL LAP TIME : 1:26.689 BEST LAP TIME : 1:26.860 DIFFERENCE : 0.171

LAP	SECTOR 1	SECTOR 2	LAP TIME		MPH	DIFF	TIME OF DAY
1 -	1:06.250	35.040	1:41.290		70.33	14.430	10:59:04.455
2 -	1:01.336	32.920	1:34.256		75.58	7.396	11:00:38.711
3 -	1:00.445	31.424	1:31.869		77.55	5.009	11:02:10.580
4 -	57.882	31.152	1:29.034		80.02	2.174	11:03:39.614
5 -	***56.298***	30.562	***1:26.860***	**(1)**	***82.02***		***11:05:06.474***
6 -	58.725	30.784	1:29.509		79.59	2.649	11:06:35.983
7 -	57.614	32.108	1:29.722		79.40	2.862	11:08:05.705
8 -	57.374	***30.391***	1:27.765	**(2)**	81.17	0.905	11:09:33.470
9 -	57.447	30.681	1:28.128	**(3)**	80.84	1.268	11:11:01.598

P13 40 F2 SMITH / DOBIE

Baker Yamaha - R & S Terry Developments

IDEAL LAP TIME : 1:26.905 BEST LAP TIME : 1:26.979 DIFFERENCE : 0.074

LAP	SECTOR 1	SECTOR 2	LAP TIME		MPH	DIFF	TIME OF DAY
1 -	1:08.153	33.909	1:42.062		69.80	15.083	10:59:29.962
2 -	1:03.140	31.820	1:34.960		75.02	7.981	11:01:04.922
3 -	59.551	30.733	1:30.284		78.91	3.305	11:02:35.206
4 -	58.348	30.595	1:28.943		80.10	1.964	11:04:04.149
5 -	58.317	31.222	1:29.539		79.57	2.560	11:05:33.688
6 -	57.407	***29.984***	1:27.391	**(2)**	81.52	0.412	11:07:01.079
7 -	57.457	30.341	1:27.798	**(3)**	81.14	0.819	11:08:28.877
8 -	***56.921***	30.058	***1:26.979***	**(1)**	***81.91***		***11:09:55.856***

P14 84 F2 COSTELLO / STOKOE

LCR Kawasaki - NGK spark plugs

IDEAL LAP TIME : 1:26.445 BEST LAP TIME : 1:26.986 DIFFERENCE : 0.541

LAP	SECTOR 1	SECTOR 2	LAP TIME		MPH	DIFF	TIME OF DAY
1 -	1:09.697	35.888	1:45.585		67.47	18.599	10:59:24.860
2 -	58.419	31.175	1:29.594		79.52	2.608	11:00:54.454
3 -	56.543	***30.546***	1:27.089	**(2)**	81.80	0.103	11:02:21.543
4 -	56.524	30.720	1:27.244	**(3)**	81.66	0.258	11:03:48.787
5 -	***55.899***	IN PIT	1:34.296	**P**	75.55	7.310	11:05:23.083
6 -		32.015	2:45.003		43.17	1:18.017	11:08:08.087
7 -	57.100	32.031	1:29.131		79.93	2.145	11:09:37.218
8 -	56.323	30.663	***1:26.986***	**(1)**	***81.90***		***11:11:04.204***

P15 44 F2 MOORE / SCHOFIELD

Ireson Honda - Lane Building Services Ltd

IDEAL LAP TIME : 1:28.643 BEST LAP TIME : 1:28.916 DIFFERENCE : 0.273

LAP	SECTOR 1	SECTOR 2	LAP TIME		MPH	DIFF	TIME OF DAY
1 -	1:09.583	34.125	1:43.708		68.69	14.792	10:59:28.250
2 -	1:03.186	***31.386***	1:34.572	**(3)**	75.33	5.656	11:01:02.822
3 -	58.269	31.478	1:29.747	**(2)**	79.38	0.831	11:02:32.569
4 -	***57.257***	31.659	***1:28.916***	**(1)**	***80.12***		***11:04:01.485***
5 -	1:09.149	IN PIT	2:05.330	**P**	56.84	36.414	11:06:06.815

Weather / Track : Bright / Dry

Donington Park National
Circuit Length = 1.9790 miles
Start: 10:56 Flag 11:09 End: 11:11

BMCRC - MRO Championships 2018 - Rnd 5 @ Donington Park

RKB/BMCRC F1 & F2 Sidecars

FREE PRACTICE - SECTOR ANALYSIS

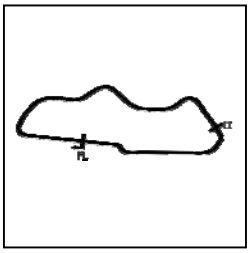

SECTOR 1 = FL to I1, SECTOR 2 = I1 to FL, DIFF = Difference To Personal Best Lap, P = Crossed Finish Line in Pit Lane, D = Time Disallowed

P16 55 F2 STAINTON / STAINTON LCR Suzuki - Interfuse Ltd

IDEAL LAP TIME : 1:29.106 BEST LAP TIME : 1:29.106 DIFFERENCE : 0.000

LAP	SECTOR 1	SECTOR 2	LAP TIME	MPH	DIFF	TIME OF DAY
1 -	1:13.011	37.078	1:50.089	64.71	20.983	11:00:05.687
2 -	1:05.981	34.047	1:40.028	71.22	10.922	11:01:45.715
3 -	1:02.851	32.497	1:35.348	74.72	6.242	11:03:21.063
4 -	1:00.668	31.773	1:32.441 **(3)**	77.07	3.335	11:04:53.504
5 -	59.484	31.361	1:30.845 **(2)**	78.42	1.739	11:06:24.349
6 -	1:02.960	31.060	1:34.020	75.77	4.914	11:07:58.369
7 -	1:02.299	30.948	1:33.247	76.40	4.141	11:09:31.616
8 -	***59.102***	***30.004***	***1:29.106*** **(1)**	***79.95***		***11:11:00.722***

P17 57 F1 ANDERSON / MASTERS Baker -

IDEAL LAP TIME : 1:32.421 BEST LAP TIME : 1:32.421 DIFFERENCE : 0.000

LAP	SECTOR 1	SECTOR 2	LAP TIME	MPH	DIFF	TIME OF DAY
1 -	1:11.561	36.396	1:47.957	65.99	15.536	11:00:11.671
2 -	1:07.626	33.746	1:41.372 **(3)**	70.28	8.951	11:01:53.043
3 -	1:03.848	32.064	1:35.912 **(2)**	74.28	3.491	11:03:28.955
4 -	***1:00.746***	***31.675***	***1:32.421*** **(1)**	***77.08***		***11:05:01.376***
5 -	1:02.739	IN PIT	2:08.094 **P**	55.62	35.673	11:07:09.470

P18 67 F1 JEFFREY / CASWELL Windle - MJP racing

IDEAL LAP TIME : 1:33.294 BEST LAP TIME : 1:33.294 DIFFERENCE : 0.000

LAP	SECTOR 1	SECTOR 2	LAP TIME	MPH	DIFF	TIME OF DAY
1 -	1:08.230	34.370	1:42.600	69.44	9.306	10:59:34.513
2 -	1:04.360	32.573	1:36.933	73.50	3.639	11:01:11.446
3 -	1:07.844	32.216	1:40.060	71.20	6.766	11:02:51.506
4 -	***1:01.240***	***32.054***	***1:33.294*** **(1)**	***76.36***		***11:04:24.800***
5 -	1:01.945	32.938	1:34.883	75.08	1.589	11:05:59.683
6 -	1:01.245	32.629	1:33.874 **(2)**	75.89	0.580	11:07:33.557
7 -	1:01.473	32.896	1:34.369 **(3)**	75.49	1.075	11:09:07.926
8 -	1:03.868	33.334	1:37.202	73.29	3.908	11:10:45.128

P19 70 F2 BELLABY / GRISTWOOD DDM Suzuki - Gristwood & Toms

IDEAL LAP TIME : 1:37.640 BEST LAP TIME : 1:38.735 DIFFERENCE : 1.095

LAP	SECTOR 1	SECTOR 2	LAP TIME	MPH	DIFF	TIME OF DAY
1 -	1:14.798	37.516	1:52.314	63.43	13.579	10:59:31.489
2 -	1:08.299	34.561	1:42.860	69.26	4.125	11:01:14.349
3 -	1:05.843	34.485	1:40.328	71.01	1.593	11:02:54.677
4 -	1:07.783	36.122	1:43.905	68.56	5.170	11:04:38.582
5 -	1:04.923	33.812	***1:38.735*** **(1)**	***72.15***		***11:06:17.317***
6 -	1:05.904	34.515	1:40.419	70.94	1.684	11:07:57.736
7 -	1:05.603	***33.592***	1:39.195 **(3)**	71.82	0.460	11:09:36.931
8 -	***1:04.048***	34.882	1:38.930 **(2)**	72.01	0.195	11:11:15.861

P20 412 F1 PETTIS / PHILLIPS RSR KTM 1190 - Ktp motorcycles

IDEAL LAP TIME : 1:37.568 BEST LAP TIME : 1:42.054 DIFFERENCE : 4.486

LAP	SECTOR 1	SECTOR 2	LAP TIME	MPH	DIFF	TIME OF DAY
1 -	1:07.142	***34.912***	***1:42.054*** **(1)**	***69.81***		***11:01:58.276***
2 -	***1:02.656***	IN PIT	1:50.557 **P**	64.44	8.503	11:03:48.833

P21 19 F1 MACBRIDE / THOMPSON LCR Suzuki - Nick Webb

IDEAL LAP TIME : 1:41.142 BEST LAP TIME : 1:42.933 DIFFERENCE : 1.791

LAP	SECTOR 1	SECTOR 2	LAP TIME	MPH	DIFF	TIME OF DAY
1 -	1:18.266	36.278	1:54.544	62.20	11.611	10:59:24.738
2 -	1:09.400	36.215	1:45.615	67.45	2.682	11:01:10.353
3 -	1:08.737	***34.196***	***1:42.933*** **(1)**	***69.21***		***11:02:53.286***
4 -	1:08.721	37.801	1:46.522	66.88	3.589	11:04:39.808

Weather / Track : Bright / Dry

Donington Park National
Circuit Length = 1.9790 miles
Start: 10:56 Flag 11:09 End: 11:11

BMCRC - MRO Championships 2018 - Rnd 5 @ Donington Park

RKB/BMCRC F1 & F2 Sidecars

FREE PRACTICE - SECTOR ANALYSIS

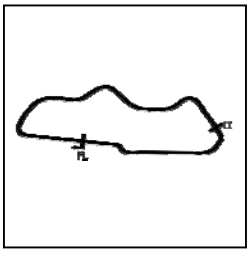

SECTOR 1 = FL to I1, SECTOR 2 = I1 to FL, DIFF = Difference To Personal Best Lap, P = Crossed Finish Line in Pit Lane, D = Time Disallowed

5 -	***1:06.946***	37.063	1:44.009	**(3)**	68.50	1.076	11:06:23.817
6 -	1:08.935	35.199	1:44.134		68.41	1.201	11:08:07.951
7 -	1:08.736	34.885	1:43.621	**(2)**	68.75	0.688	11:09:51.572

P22 42 F1 BOURNE / WILKINSON DDR Suzuki -

IDEAL LAP TIME : BEST LAP TIME : 1:43.257 DIFFERENCE :

LAP	SECTOR 1	SECTOR 2	LAP TIME		MPH	DIFF	TIME OF DAY
1 -			1:55.044		61.92	11.787	10:59:37.247
2 -			1:49.501		65.06	6.244	11:01:26.748
3 -			***1:43.257***	**(1)**	***68.99***		***11:03:10.005***
4 -			1:43.864	**(2)**	68.59	0.607	11:04:53.869
5 -			1:48.912		65.41	5.655	11:06:42.781
6 -			1:45.687	**(3)**	67.41	2.430	11:08:28.468
7 -		***IN PIT***	1:54.420	**P**	62.26	11.163	11:10:22.888

P23 167 F2 PETTMAN / TAYLOR Windle Yamha -

IDEAL LAP TIME : 1:43.851 BEST LAP TIME : 1:44.434 DIFFERENCE : 0.583

LAP	SECTOR 1	SECTOR 2	LAP TIME		MPH	DIFF	TIME OF DAY
1 -	1:18.397	38.574	1:56.971	**(3)**	60.90	12.537	10:59:27.981
2 -	***1:06.980***	37.454	***1:44.434***	**(1)**	***68.22***		***11:01:12.415***
3 -	1:08.712	***36.871***	1:45.583	**(2)**	67.47	1.149	11:02:57.998
4 -	1:09.150	IN PIT	1:53.627	**P**	62.70	9.193	11:04:51.625

Weather / Track : Bright / Dry

Donington Park National
Circuit Length = 1.9790 miles
Start: 10:56 Flag 11:09 End: 11:11

BMCRC - MRO Championships 2018 - Rnd 5 @ Donington Park

RKB/BMCRC F1 & F2 Sidecars

FREE PRACTICE - BEST SECTORS

SECTOR 1

POS	NO	NAME	TIME
1	35	REEVES / ALLUM	50.152
2	17	CRAWFORD / HARDIE	51.277
3	75	CLARKE / CLARKE	52.915
4	95	REMNANT / TILLEY	53.824
5	188	M&R VANNIEUWENHUYSE	53.940
6	66	HUNT / CRACKNELL	54.930
7	31	MUNRO / GRAY	55.394
8	18	BLACKWOOD / BLACKWOOD	55.834
9	84	COSTELLO / STOKOE	55.899
10	121	LAWRENCE / NIX	56.298
11	10	WEBB / BYRNE	56.397
12	40	SMITH / DOBIE	56.921
13	118	BICKNELL / ENSOR	57.252
14	44	MOORE / SCHOFIELD	57.257
15	55	STAINTON / STAINTON	59.102
16	57	ANDERSON / MASTERS	1:00.746
17	67	JEFFREY / CASWELL	1:01.240
18	412	PETTIS / PHILLIPS	1:02.656
19	70	BELLABY / GRISTWOOD	1:04.048
20	19	MACBRIDE / THOMPSON	1:06.946
21	167	PETTMAN / TAYLOR	1:06.980
22			
23			

SECTOR 2

NO	NAME	TIME
75	CLARKE / CLARKE	27.583
17	CRAWFORD / HARDIE	27.586
35	REEVES / ALLUM	27.776
10	WEBB / BYRNE	28.675
95	REMNANT / TILLEY	29.022
118	BICKNELL / ENSOR	29.244
188	M&R VANNIEUWENHUYSE	29.255
18	BLACKWOOD / BLACKWOOD	29.356
66	HUNT / CRACKNELL	29.537
40	SMITH / DOBIE	29.984
55	STAINTON / STAINTON	30.004
31	MUNRO / GRAY	30.246
121	LAWRENCE / NIX	30.391
84	COSTELLO / STOKOE	30.546
44	MOORE / SCHOFIELD	31.386
57	ANDERSON / MASTERS	31.675
67	JEFFREY / CASWELL	32.054
37	MORPHET / HALLIBURTON	32.272
70	BELLABY / GRISTWOOD	33.592
19	MACBRIDE / THOMPSON	34.196
412	PETTIS / PHILLIPS	34.912
167	PETTMAN / TAYLOR	36.871

IDEAL / BEST COMPARISON

POS	NO	NAME	IDEAL	BEST	DIFF
		PERFECT LAP	1:17.735		
1	35	REEVES / ALLUM	1:17.928	1:18.718	0.790
2	17	CRAWFORD / HARDI	1:18.863	1:18.961	0.098
3	75	CLARKE / CLARKE	1:20.498	1:20.498	0.000
4	95	REMNANT / TILLEY	1:22.846	1:23.045	0.199
5	188	M&R VANNIEUWENH	1:23.195	1:23.195	0.000
6	66	HUNT / CRACKNELL	1:24.467	1:24.717	0.250
7	10	WEBB / BYRNE	1:25.072	1:25.881	0.809
8	18	BLACKWOOD / BLAC	1:25.190	1:25.497	0.307
9	31	MUNRO / GRAY	1:25.640	1:25.672	0.032
10	84	COSTELLO / STOKO	1:26.445	1:26.986	0.541
11	118	BICKNELL / ENSOR	1:26.496	1:26.496	0.000
12	121	LAWRENCE / NIX	1:26.689	1:26.860	0.171
13	40	SMITH / DOBIE	1:26.905	1:26.979	0.074
14	44	MOORE / SCHOFIELI	1:28.643	1:28.916	0.273
15	55	STAINTON / STAINTC	1:29.106	1:29.106	0.000
16	57	ANDERSON / MASTE	1:32.421	1:32.421	0.000
17	67	JEFFREY / CASWELI	1:33.294	1:33.294	0.000
18	412	PETTIS / PHILLIPS	1:37.568	1:42.054	4.486
19	70	BELLABY / GRISTWC	1:37.640	1:38.735	1.095
20	19	MACBRIDE / THOMP	1:41.142	1:42.933	1.791
21	167	PETTMAN / TAYLOR	1:43.851	1:44.434	0.583
22	37	MORPHET / HALLIBU		1:22.971	
23	42	BOURNE / WILKINSC		1:43.257	

Weather / Track : Bright / Dry

Donington Park National
Circuit Length = 1.9790 miles
Start: 10:56 Flag 11:09 End: 11:11

Results can be found at www.tsl-timing.com

Printed - 11:12 Saturday, 16 June 2018

BMCRC - MRO Championships 2018 - Rnd 5 @ Donington Park

RKB/BMCRC F1 & F2 Sidecars

QUALIFYING - CLASSIFICATION

POS	NO	CL	PIC	NAME	ENTRY	TIME	ON	LAPS	GAP	DIFF	MPH
1	**35**	F2	1	**REEVES / ALLUM**	LCR Honda -	**1:17.601**	4	7			91.81
2	**17**	F2	2	**CRAWFORD / HARDIE**	LCR Suzuki - ARC NEWTON AYCLIFFE	**1:17.828**	7	7	**0.227**	0.227	91.54
3	**75**	F1	1	**CLARKE / CLARKE**	Windle Suzuki - City Lifting .CYB fibreglass	**1:18.290**	4	7	**0.689**	0.462	91.00
4	**188**	F2	3	**M&R VANNIEUWENHUYSE**	Shelbourne - Norton OCFB/ Heyrick garage	**1:20.932**	5	7	**3.331**	2.642	88.03
5	**95**	F2	4	**REMNANT / TILLEY**	Lumley Kawasaki -	**1:21.502**	7	9	**3.901**	0.570	87.41
6	**118**	F1	2	**BICKNELL / ENSOR**	LCR Kawasaki -	**1:21.633**	8	8	**4.032**	0.131	87.27
7	**66**	F2	5	**HUNT / CRACKNELL**	MRE - Mike Snow	**1:22.663**	8	8	**5.062**	1.030	86.18
8	**37**	F2	6	**MORPHET / HALLIBURTON**	LCR Suzuki -	**1:23.320**	4	8	**5.719**	0.657	85.50
9	**18**	F2	7	**BLACKWOOD / BLACKWOOD**	Shelbourne Suzuki -	**1:23.348**	3	7	**5.747**	0.028	85.48
10	**31**	F2	8	**MUNRO / GRAY**	Shelbourne Yamaha - Durey Castings / Allbikes	**1:23.701**	7	7	**6.100**	0.353	85.12
11	**121**	F1	3	**LAWRENCE / NIX**	LCR Yamaha -	**1:23.752**	5	7	**6.151**	0.051	85.06
12	**10**	F1	4	**WEBB / BYRNE**	LCR Suzuki - ANtech Racing	**1:23.819**	6	7	**6.218**	0.067	85.00
13	**84**	F2	9	**COSTELLO / STOKOE**	LCR Kawasaki - NGK spark plugs	**1:23.942**	6	7	**6.341**	0.123	84.87
14	**40**	F2	10	**SMITH / DOBIE**	Baker Yamaha - R & S Terry Developments	**1:23.961**	5	8	**6.360**	0.019	84.85
15	**136**	F1	5	**EDWARDS / EDWARDS**	BMR Suzuki - ECONOMY HEATING SERVICES	**1:24.362**	4	7	**6.761**	0.401	84.45
16	**57**	F1	6	**ANDERSON / MASTERS**	Baker -	**1:25.386**	4	6	**7.785**	1.024	83.44
17	**44**	F2	11	**MOORE / SCHOFIELD**	Ireson Honda - Lane Building Services Ltd	**1:26.579**	4	7	**8.978**	1.193	82.29
18	**55**	F2	12	**STAINTON / STAINTON**	LCR Suzuki - Interfuse Ltd	**1:28.170**	7	7	**10.569**	1.591	80.80
19	**412**	F1	7	**PETTIS / PHILLIPS**	RSR KTM 1190 - Ktp motorcycles	**1:29.070**	5	7	**11.469**	0.900	79.98
20	**67**	F1	8	**JEFFREY / CASWELL**	Windle - MJP racing	**1:31.298**	6	7	**13.697**	2.228	78.03
21	**167**	F2	13	**PETTMAN / TAYLOR**	Windle Yamha -	**1:33.167**	5	7	**15.566**	1.869	76.47
22	**19**	F1	9	**MACBRIDE / THOMPSON**	LCR Suzuki - Nick Webb	**1:35.336**	4	7	**17.735**	2.169	74.73
23	**70**	F2	14	**BELLABY / GRISTWOOD**	DDM Suzuki - Gristwood & Toms	**1:35.911**	4	5	**18.310**	0.575	74.28
24	**42**	F1	10	**BOURNE / WILKINSON**	DDR Suzuki -			0			

Donington Park National
Circuit Length = 1.9790 miles
Start: 14:09 Flag 14:33 End: 14:35

Weather / Track : Bright / Dry

These results are provisional until the conclusion of any judicial and technical matters.

Clerk Of Course :		Timekeeper :

Results can be found at www.tsl-timing.com

Printed - 14:35 Saturday, 16 June 2018

BMCRC - MRO Championships 2018 - Rnd 5 @ Donington Park

RKB/BMCRC F1 & F2 Sidecars

QUALIFYING - SECTOR ANALYSIS

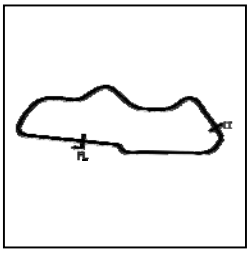

SECTOR 1 = FL to I1, SECTOR 2 = I1 to FL, DIFF = Difference To Personal Best Lap, P = Crossed Finish Line in Pit Lane, D = Time Disallowed

P1 35 F2 REEVES / ALLUM

LCR Honda -

IDEAL LAP TIME : 1:17.601 BEST LAP TIME : 1:17.601 DIFFERENCE : 0.000

LAP	SECTOR 1	SECTOR 2	LAP TIME		MPH	DIFF	TIME OF DAY
1 -	58.548	28.854	1:27.402		81.51	9.801	14:11:35.093
2 -	14:00.008	27.707	16:02.875		7.39	14:45.274	14:27:37.968
3 -	50.188	27.835	1:18.023	(2)	91.31	0.422	14:28:55.991
4 -	***50.045***	***27.556***	***1:17.601***	**(1)**	***91.81***		***14:30:13.592***
5 -	51.088	29.910	1:20.998		87.96	3.397	14:31:34.590
6 -	51.221	29.746	1:20.967		87.99	3.366	14:32:55.557
7 -	51.593	27.761	1:19.354	(3)	89.78	1.753	14:34:14.911

P2 17 F2 CRAWFORD / HARDIE

LCR Suzuki - ARC NEWTON AYCLIFFE

IDEAL LAP TIME : 1:17.752 BEST LAP TIME : 1:17.828 DIFFERENCE : 0.076

LAP	SECTOR 1	SECTOR 2	LAP TIME		MPH	DIFF	TIME OF DAY
1 -	59.504	29.309	1:28.813		80.22	10.985	14:11:44.670
2 -	13:56.228	27.819	15:52.849		7.47	14:35.021	14:27:37.519
3 -	50.377	***27.608***	1:17.985	(2)	91.35	0.157	14:28:55.504
4 -	50.364	28.019	1:18.383	(3)	90.89	0.555	14:30:13.887
5 -	50.649	29.339	1:19.988		89.07	2.160	14:31:33.875
6 -	51.223	28.476	1:19.699		89.39	1.871	14:32:53.574
7 -	***50.144***	27.684	***1:17.828***	**(1)**	***91.54***		***14:34:11.402***

P3 75 F1 CLARKE / CLARKE

Windle Suzuki - City Lifting .CYB fibreglass

IDEAL LAP TIME : 1:17.622 BEST LAP TIME : 1:18.290 DIFFERENCE : 0.668

LAP	SECTOR 1	SECTOR 2	LAP TIME		MPH	DIFF	TIME OF DAY
1 -	1:07.065	37.480	1:44.545		68.14	26.255	14:12:01.283
2 -	OUTLAP	27.301	16:14.162		7.31	14:55.872	14:28:15.445
3 -	51.800	***26.840***	1:18.640	(3)	90.59	0.350	14:29:34.085
4 -	51.107	27.183	***1:18.290***	**(1)**	***91.00***		***14:30:52.375***
5 -	52.258	27.725	1:19.983		89.07	1.693	14:32:12.358
6 -	***50.782***	27.560	1:18.342	(2)	90.94	0.052	14:33:30.700
7 -	52.073	27.714	1:19.787		89.29	1.497	14:34:50.487

P4 188 F2 M&R VANNIEUWENHUYSE

Shelbourne - Norton OCFB/ Heyrick garage

IDEAL LAP TIME : 1:20.889 BEST LAP TIME : 1:20.932 DIFFERENCE : 0.043

LAP	SECTOR 1	SECTOR 2	LAP TIME		MPH	DIFF	TIME OF DAY
1 -	59.015	29.579	1:28.594		80.41	7.662	14:11:36.127
2 -	54.686		15:33.730		7.63	14:12.798	14:27:09.857
3 -	59.030	30.025	1:29.055		80.00	8.123	14:28:38.912
4 -	52.870	28.914	1:21.784	(2)	87.11	0.852	14:30:00.696
5 -	***52.397***	28.535	***1:20.932***	**(1)**	***88.03***		***14:31:21.628***
6 -	56.928	***28.492***	1:25.420		83.40	4.488	14:32:47.048
7 -	54.247	28.710	1:22.957	(3)	85.88	2.025	14:34:10.005

P5 95 F2 REMNANT / TILLEY

Lumley Kawasaki -

IDEAL LAP TIME : 1:21.502 BEST LAP TIME : 1:21.502 DIFFERENCE : 0.000

LAP	SECTOR 1	SECTOR 2	LAP TIME		MPH	DIFF	TIME OF DAY
1 -	55.511	29.658	1:25.169		83.65	3.667	14:11:15.350
2 -	53.493	31.583	1:25.076		83.74	3.574	14:12:40.426
3 -	1:40.116	11:54.076	13:34.192		8.75	12:12.690	14:26:14.618
4 -	57.724	29.146	1:26.870		82.01	5.368	14:27:41.488
5 -	53.208	28.799	1:22.007	(3)	86.87	0.505	14:29:03.495
6 -	53.137	28.882	1:22.019		86.86	0.517	14:30:25.514
7 -	***52.929***	***28.573***	***1:21.502***	**(1)**	***87.41***		***14:31:47.016***
8 -	53.047	28.740	1:21.787	(2)	87.11	0.285	14:33:08.803
9 -	53.425	29.199	1:22.624		86.22	1.122	14:34:31.427

Weather / Track : Bright / Dry

Donington Park National
Circuit Length = 1.9790 miles
Start: 14:09 Flag 14:33 End: 14:35

BMCRC - MRO Championships 2018 - Rnd 5 @ Donington Park

RKB/BMCRC F1 & F2 Sidecars

QUALIFYING - SECTOR ANALYSIS

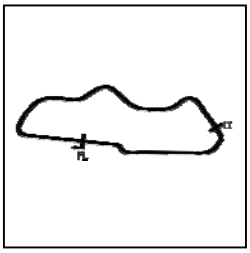

SECTOR 1 = FL to I1, SECTOR 2 = I1 to FL, DIFF = Difference To Personal Best Lap, P = Crossed Finish Line in Pit Lane, D = Time Disallowed

P6 118 F1 BICKNELL / ENSOR

LCR Kawasaki -

IDEAL LAP TIME : 1:21.633 BEST LAP TIME : 1:21.633 DIFFERENCE : 0.000

LAP	SECTOR 1	SECTOR 2	LAP TIME	MPH	DIFF	TIME OF DAY
1 -	1:04.799	31.188	1:35.987	74.22	14.354	14:11:48.040
2 -	56.035	13:37.299	14:33.334	8.15	13:11.701	14:26:21.374
3 -	1:02.430	30.069	1:32.499	77.02	10.866	14:27:53.873
4 -	54.205	28.611	1:22.816 **(2)**	86.02	1.183	14:29:16.689
5 -	54.149	28.698	1:22.847 **(3)**	85.99	1.214	14:30:39.536
6 -	54.699	28.685	1:23.384	85.44	1.751	14:32:02.920
7 -	55.109	28.437	1:23.546	85.27	1.913	14:33:26.466
8 -	***53.480***	***28.153***	***1:21.633*** **(1)**	***87.27***		***14:34:48.099***

P7 66 F2 HUNT / CRACKNELL

MRE - Mike Snow

IDEAL LAP TIME : 1:22.663 BEST LAP TIME : 1:22.663 DIFFERENCE : 0.000

LAP	SECTOR 1	SECTOR 2	LAP TIME	MPH	DIFF	TIME OF DAY
1 -	1:03.294	36.524	1:39.818	71.37	17.155	14:11:54.872
2 -	1:00.869	13:29.694	14:30.563	8.18	13:07.900	14:26:25.435
3 -	59.662	30.093	1:29.755	79.37	7.092	14:27:55.190
4 -	54.628	29.879	1:24.507	84.30	1.844	14:29:19.697
5 -	54.143	29.456	1:23.599	85.22	0.936	14:30:43.296
6 -	53.607	29.396	1:23.003 **(3)**	85.83	0.340	14:32:06.299
7 -	53.597	29.286	1:22.883 **(2)**	85.96	0.220	14:33:29.182
8 -	***53.425***	***29.238***	***1:22.663*** **(1)**	***86.18***		***14:34:51.845***

P8 37 F2 MORPHET / HALLIBURTON

LCR Suzuki -

IDEAL LAP TIME : 1:22.023 BEST LAP TIME : 1:23.320 DIFFERENCE : 1.297

LAP	SECTOR 1	SECTOR 2	LAP TIME	MPH	DIFF	TIME OF DAY
1 -	59.095	31.129	1:30.224	78.96	6.904	14:11:47.917
2 -	56.554	13:36.090	14:32.644	8.16	13:09.324	14:26:20.561
3 -	1:01.294	29.825	1:31.119	78.19	7.799	14:27:51.680
4 -	54.295	29.025	***1:23.320*** **(1)**	***85.50***		***14:29:15.000***
5 -	56.007	30.389	1:26.396	82.46	3.076	14:30:41.396
6 -	53.757	31.497	1:25.254	83.56	1.934	14:32:06.650
7 -	54.750	***28.828***	1:23.578 **(2)**	85.24	0.258	14:33:30.228
8 -	***53.195***	31.327	1:24.522 **(3)**	84.29	1.202	14:34:54.750

P9 18 F2 BLACKWOOD / BLACKWOOD

Shelbourne Suzuki -

IDEAL LAP TIME : 1:22.915 BEST LAP TIME : 1:23.348 DIFFERENCE : 0.433

LAP	SECTOR 1	SECTOR 2	LAP TIME	MPH	DIFF	TIME OF DAY
1 -	1:02.099	31.084	1:33.183	76.45	9.835	14:11:31.696
2 -	14:14.772	29.766	16:19.633	7.27	14:56.285	14:27:51.329
3 -	***53.633***	29.715	***1:23.348*** **(1)**	***85.48***		***14:29:14.677***
4 -	55.159	29.732	1:24.891	83.92	1.543	14:30:39.568
5 -	54.657	29.949	1:24.606 **(3)**	84.20	1.258	14:32:04.174
6 -	54.072	***29.282***	1:23.354 **(2)**	85.47	0.006	14:33:27.528
7 -	54.275	31.196	1:25.471	83.35	2.123	14:34:52.999

P10 31 F2 MUNRO / GRAY

Shelbourne Yamaha - Durey Castings / Allbikes

IDEAL LAP TIME : 1:23.422 BEST LAP TIME : 1:23.701 DIFFERENCE : 0.279

LAP	SECTOR 1	SECTOR 2	LAP TIME	MPH	DIFF	TIME OF DAY
1 -	1:00.212	31.308	1:31.520	77.84	7.819	14:11:24.017
2 -			15:46.355	7.52	14:22.654	14:27:10.372
3 -	58.853	30.696	1:29.549	79.56	5.848	14:28:39.921
4 -	56.119	30.382	1:26.501	82.36	2.800	14:30:06.422
5 -	55.644	***29.340***	1:24.984 **(2)**	83.83	1.283	14:31:31.406
6 -	54.911	30.425	1:25.336 **(3)**	83.48	1.635	14:32:56.742
7 -	***54.082***	29.619	***1:23.701*** **(1)**	***85.12***		***14:34:20.443***

Weather / Track : Bright / Dry

Donington Park National
Circuit Length = 1.9790 miles
Start: 14:09 Flag 14:33 End: 14:35

BMCRC - MRO Championships 2018 - Rnd 5 @ Donington Park

RKB/BMCRC F1 & F2 Sidecars

QUALIFYING - SECTOR ANALYSIS

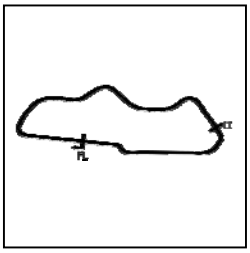

SECTOR 1 = FL to I1, SECTOR 2 = I1 to FL, DIFF = Difference To Personal Best Lap, P = Crossed Finish Line in Pit Lane, D = Time Disallowed

P11 121 F1 LAWRENCE / NIX

LCR Yamaha -

IDEAL LAP TIME : 1:23.383 BEST LAP TIME : 1:23.752 DIFFERENCE : 0.369

LAP	SECTOR 1	SECTOR 2	LAP TIME	MPH	DIFF	TIME OF DAY
1 -	1:00.582	31.042	1:31.624	77.75	7.872	14:11:24.407
2 -			15:46.193	7.52	14:22.441	14:27:10.600
3 -	59.941	30.302	1:30.243	78.94	6.491	14:28:40.843
4 -	55.390	30.229	1:25.619	83.21	1.867	14:30:06.462
5 -	***53.866***	29.886	***1:23.752*** **(1)**	***85.06***		***14:31:30.214***
6 -	54.880	30.227	1:25.107 **(3)**	83.71	1.355	14:32:55.321
7 -	54.849	***29.517***	1:24.366 **(2)**	84.44	0.614	14:34:19.687

P12 10 F1 WEBB / BYRNE

LCR Suzuki - ANtech Racing

IDEAL LAP TIME : 1:23.321 BEST LAP TIME : 1:23.819 DIFFERENCE : 0.498

LAP	SECTOR 1	SECTOR 2	LAP TIME	MPH	DIFF	TIME OF DAY
1 -	1:03.013	29.906	1:32.919	76.67	9.100	14:11:31.758
2 -	55.351		15:40.756	7.57	14:16.937	14:27:12.514
3 -	1:00.667	29.795	1:30.462	78.75	6.643	14:28:42.976
4 -	55.262	28.567	1:23.829 **(2)**	84.99	0.010	14:30:06.805
5 -	55.730	34.378	1:30.108	79.06	6.289	14:31:36.913
6 -	55.579	***28.240***	***1:23.819*** **(1)**	***85.00***		***14:33:00.732***
7 -	***55.081***	29.547	1:24.628 **(3)**	84.18	0.809	14:34:25.360

P13 84 F2 COSTELLO / STOKOE

LCR Kawasaki - NGK spark plugs

IDEAL LAP TIME : 1:23.942 BEST LAP TIME : 1:23.942 DIFFERENCE : 0.000

LAP	SECTOR 1	SECTOR 2	LAP TIME	MPH	DIFF	TIME OF DAY
1 -	1:00.078	30.480	1:30.558	78.67	6.616	14:11:30.217
2 -	55.713		15:42.867	7.55	14:18.925	14:27:13.084
3 -	58.823	30.392	1:29.215	79.85	5.273	14:28:42.299
4 -	55.486	29.881	1:25.367 **(2)**	83.45	1.425	14:30:07.666
5 -	55.894	30.713	1:26.607 **(3)**	82.26	2.665	14:31:34.273
6 -	***54.304***	***29.638***	***1:23.942*** **(1)**	***84.87***		***14:32:58.215***
7 -	57.260	30.385	1:27.645	81.28	3.703	14:34:25.860

P14 40 F2 SMITH / DOBIE

Baker Yamaha - R & S Terry Developments

IDEAL LAP TIME : 1:23.704 BEST LAP TIME : 1:23.961 DIFFERENCE : 0.257

LAP	SECTOR 1	SECTOR 2	LAP TIME	MPH	DIFF	TIME OF DAY
1 -	59.704	30.637	1:30.341	78.86	6.380	14:11:47.387
2 -	56.508	13:35.665	14:32.173	8.16	13:08.212	14:26:19.560
3 -	1:00.715	29.994	1:30.709	78.54	6.748	14:27:50.269
4 -	***54.477***	29.646	1:24.123 **(3)**	84.69	0.162	14:29:14.392
5 -	54.538	29.423	***1:23.961*** **(1)**	***84.85***		***14:30:38.353***
6 -	54.670	29.340	1:24.010 **(2)**	84.80	0.049	14:32:02.363
7 -	54.605	29.602	1:24.207	84.60	0.246	14:33:26.570
8 -	55.015	***29.227***	1:24.242	84.57	0.281	14:34:50.812

P15 136 F1 EDWARDS / EDWARDS

BMR Suzuki - ECONOMY HEATING SERVICES

IDEAL LAP TIME : 1:24.362 BEST LAP TIME : 1:24.362 DIFFERENCE : 0.000

LAP	SECTOR 1	SECTOR 2	LAP TIME	MPH	DIFF	TIME OF DAY
1 -	1:04.186	33.153	1:37.339	73.19	12.977	14:11:31.531
2 -	59.425		15:41.743	7.56	14:17.381	14:27:13.274
3 -	1:01.129	30.137	1:31.266	78.06	6.904	14:28:44.540
4 -	***54.839***	***29.523***	***1:24.362*** **(1)**	***84.45***		***14:30:08.902***
5 -	55.288	31.602	1:26.890 **(2)**	81.99	2.528	14:31:35.792
6 -	56.309	31.457	1:27.766 **(3)**	81.17	3.404	14:33:03.558
7 -	57.591	30.867	1:28.458	80.54	4.096	14:34:32.016

Weather / Track : Bright / Dry

Donington Park National
Circuit Length = 1.9790 miles
Start: 14:09 Flag 14:33 End: 14:35

BMCRC - MRO Championships 2018 - Rnd 5 @ Donington Park

RKB/BMCRC F1 & F2 Sidecars

QUALIFYING - SECTOR ANALYSIS

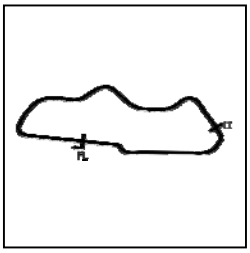

SECTOR 1 = FL to I1, SECTOR 2 = I1 to FL, DIFF = Difference To Personal Best Lap, P = Crossed Finish Line in Pit Lane, D = Time Disallowed

P16 57 F1 ANDERSON / MASTERS

Baker -

IDEAL LAP TIME : 1:25.386 BEST LAP TIME : 1:25.386 DIFFERENCE : 0.000

LAP	SECTOR 1	SECTOR 2	LAP TIME		MPH	DIFF	TIME OF DAY
1 -	1:01.096	30.834	1:31.930	(3)	77.50	6.544	14:11:27.134
2 -	57.918		15:44.150		7.54	14:18.764	14:27:11.284
3 -	59.812	30.330	1:30.142	(2)	79.03	4.756	14:28:41.426
4 -	***55.258***	***30.128***	***1:25.386***	**(1)**	***83.44***		***14:30:06.812***
5 -	56.393	IN PIT	1:32.248	**P**	77.23	6.862	14:31:39.060
6 -	OUTLAP	30.637	2:27.845		48.18	1:02.459	14:34:06.905

P17 44 F2 MOORE / SCHOFIELD

Ireson Honda - Lane Building Services Ltd

IDEAL LAP TIME : 1:26.296 BEST LAP TIME : 1:26.579 DIFFERENCE : 0.283

LAP	SECTOR 1	SECTOR 2	LAP TIME		MPH	DIFF	TIME OF DAY
1 -	1:03.780	32.191	1:35.971		74.23	9.392	14:11:47.884
2 -	57.155	13:36.819	14:33.974		8.15	13:07.395	14:26:21.858
3 -	1:02.582	***30.540***	1:33.122		76.50	6.543	14:27:54.980
4 -	55.964	30.615	***1:26.579***	**(1)**	***82.29***		***14:29:21.559***
5 -	56.067	30.741	1:26.808	**(3)**	82.07	0.229	14:30:48.367
6 -	***55.756***	30.854	1:26.610	**(2)**	82.26	0.031	14:32:14.977
7 -	1:11.197	IN PIT	2:00.743	**P**	59.00	34.164	14:34:15.720

P18 55 F2 STAINTON / STAINTON

LCR Suzuki - Interfuse Ltd

IDEAL LAP TIME : 1:28.170 BEST LAP TIME : 1:28.170 DIFFERENCE : 0.000

LAP	SECTOR 1	SECTOR 2	LAP TIME		MPH	DIFF	TIME OF DAY
1 -	1:06.359	35.797	1:42.156		69.74	13.986	14:11:53.712
2 -	1:03.207	13:31.779	14:34.986		8.14	13:06.816	14:26:28.698
3 -	1:05.503	32.627	1:38.130		72.60	9.960	14:28:06.828
4 -	1:02.838	32.646	1:35.484		74.61	7.314	14:29:42.312
5 -	1:02.112	31.158	1:33.270	**(3)**	76.38	5.100	14:31:15.582
6 -	57.903	31.221	1:29.124	**(2)**	79.94	0.954	14:32:44.706
7 -	***57.664***	***30.506***	***1:28.170***	**(1)**	***80.80***		***14:34:12.876***

P19 412 F1 PETTIS / PHILLIPS

RSR KTM 1190 - Ktp motorcycles

IDEAL LAP TIME : 1:29.070 BEST LAP TIME : 1:29.070 DIFFERENCE : 0.000

LAP	SECTOR 1	SECTOR 2	LAP TIME		MPH	DIFF	TIME OF DAY
1 -	1:02.601	32.263	1:34.864		75.10	5.794	14:11:39.676
2 -	59.244	13:36.655	14:35.899		8.13	13:06.829	14:26:15.575
3 -	1:04.024	30.973	1:34.997		74.99	5.927	14:27:50.572
4 -	1:00.288	31.858	1:32.146	**(3)**	77.31	3.076	14:29:22.718
5 -	***58.685***	***30.385***	***1:29.070***	**(1)**	***79.98***		***14:30:51.788***
6 -	1:00.146	32.484	1:32.630		76.91	3.560	14:32:24.418
7 -	59.292	31.336	1:30.628	**(2)**	78.61	1.558	14:33:55.046

P20 67 F1 JEFFREY / CASWELL

Windle - MJP racing

IDEAL LAP TIME : 1:30.748 BEST LAP TIME : 1:31.298 DIFFERENCE : 0.550

LAP	SECTOR 1	SECTOR 2	LAP TIME		MPH	DIFF	TIME OF DAY
1 -	1:16.385	33.268	1:49.653		64.97	18.355	14:11:43.103
2 -	1:01.118	13:32.443	14:33.561		8.15	13:02.263	14:26:16.664
3 -	1:08.138	33.201	1:41.339		70.30	10.041	14:27:58.003
4 -	59.639	32.566	1:32.205	**(3)**	77.26	0.907	14:29:30.208
5 -	1:00.305	***31.834***	1:32.139	**(2)**	77.32	0.841	14:31:02.347
6 -	***58.914***	32.384	***1:31.298***	**(1)**	***78.03***		***14:32:33.645***
7 -	59.841	32.375	1:32.216		77.26	0.918	14:34:05.861

P21 167 F2 PETTMAN / TAYLOR

Windle Yamha -

IDEAL LAP TIME : 1:33.167 BEST LAP TIME : 1:33.167 DIFFERENCE : 0.000

LAP	SECTOR 1	SECTOR 2	LAP TIME		MPH	DIFF	TIME OF DAY
1 -	1:06.179	37.168	1:43.347		68.93	10.180	14:11:53.241

Weather / Track : Bright / Dry

Donington Park National
Circuit Length = 1.9790 miles
Start: 14:09 Flag 14:33 End: 14:35

BMCRC - MRO Championships 2018 - Rnd 5 @ Donington Park

RKB/BMCRC F1 & F2 Sidecars

QUALIFYING - SECTOR ANALYSIS

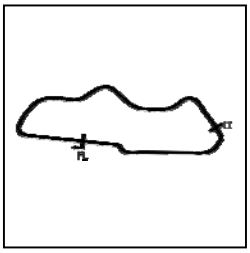

SECTOR 1 = FL to I1, SECTOR 2 = I1 to FL, DIFF = Difference To Personal Best Lap, P = Crossed Finish Line in Pit Lane, D = Time Disallowed

2 -	1:01.225	13:29.014	14:30.239		8.18	12:57.072	14:26:23.480
3 -	1:07.438	33.922	1:41.360		70.29	8.193	14:28:04.840
4 -	1:00.401	33.152	1:33.553	(2)	76.15	0.386	14:29:38.393
5 -	***1:00.247***	***32.920***	***1:33.167***	**(1)**	***76.47***		***14:31:11.560***
6 -	1:00.266	34.192	1:34.458	(3)	75.42	1.291	14:32:46.018
7 -	1:01.909	IN PIT	1:46.716	**P**	66.76	13.549	14:34:32.734

P22 19 F1 MACBRIDE / THOMPSON LCR Suzuki - Nick Webb

IDEAL LAP TIME : 1:35.336 BEST LAP TIME : 1:35.336 DIFFERENCE : 0.000

LAP	SECTOR 1	SECTOR 2	LAP TIME		MPH	DIFF	TIME OF DAY
1 -	1:05.762	33.238	1:39.000		71.96	3.664	14:11:47.203
2 -	1:05.455	13:29.877	14:35.332		8.13	12:59.996	14:26:22.535
3 -	1:09.423	32.726	1:42.149		69.74	6.813	14:28:04.684
4 -	***1:03.036***	***32.300***	***1:35.336***	**(1)**	***74.73***		***14:29:40.020***
5 -	1:04.074	32.851	1:36.925		73.50	1.589	14:31:16.945
6 -	1:03.443	32.680	1:36.123	(2)	74.12	0.787	14:32:53.068
7 -	1:03.843	32.803	1:36.646	(3)	73.71	1.310	14:34:29.714

P23 70 F2 BELLABY / GRISTWOOD DDM Suzuki - Gristwood & Toms

IDEAL LAP TIME : 1:35.820 BEST LAP TIME : 1:35.911 DIFFERENCE : 0.091

LAP	SECTOR 1	SECTOR 2	LAP TIME		MPH	DIFF	TIME OF DAY
1 -	1:08.724	34.892	1:43.616		68.76	7.705	14:11:55.333
2 -	1:06.282	13:24.246	14:30.528		8.18	12:54.617	14:26:25.861
3 -	1:07.242	***33.404***	1:40.646	(3)	70.78	4.735	14:28:06.507
4 -	***1:02.416***	33.495	***1:35.911***	**(1)**	***74.28***		***14:29:42.418***
5 -	1:04.041	33.562	1:37.603	(2)	72.99	1.692	14:31:20.021

Weather / Track : Bright / Dry

Donington Park National
Circuit Length = 1.9790 miles
Start: 14:09 Flag 14:33 End: 14:35

BMCRC - MRO Championships 2018 - Rnd 5 @ Donington Park

RKB/BMCRC F1 & F2 Sidecars

QUALIFYING - BEST SECTORS

	SECTOR 1			SECTOR 2			IDEAL / BEST COMPARISON					
POS	NO	NAME	TIME	NO	NAME	TIME	POS	NO	NAME	IDEAL	BEST	DIFF
									PERFECT LAP	1:16.885		
1	35	REEVES / ALLUM	50.045	75	CLARKE / CLARKE	26.840	1	35	REEVES / ALLUM	1:17.601	1:17.601	0.000
2	17	CRAWFORD / HARDIE	50.144	35	REEVES / ALLUM	27.556	2	75	CLARKE / CLARKE	1:17.622	1:18.290	0.668
3	75	CLARKE / CLARKE	50.782	17	CRAWFORD / HARDIE	27.608	3	17	CRAWFORD / HARDI	1:17.752	1:17.828	0.076
4	188	M&R VANNIEUWENHUYSE	52.397	118	BICKNELL / ENSOR	28.153	4	188	M&R VANNIEUWENH	1:20.889	1:20.932	0.043
5	95	REMNANT / TILLEY	52.929	10	WEBB / BYRNE	28.240	5	95	REMNANT / TILLEY	1:21.502	1:21.502	0.000
6	37	MORPHET / HALLIBURTON	53.195	188	M&R VANNIEUWENHUYSE	28.492	6	118	BICKNELL / ENSOR	1:21.633	1:21.633	0.000
7	66	HUNT / CRACKNELL	53.425	95	REMNANT / TILLEY	28.573	7	37	MORPHET / HALLIBU	1:22.023	1:23.320	1.297
8	118	BICKNELL / ENSOR	53.480	37	MORPHET / HALLIBURTON	28.828	8	66	HUNT / CRACKNELL	1:22.663	1:22.663	0.000
9	18	BLACKWOOD / BLACKWOOD	53.633	40	SMITH / DOBIE	29.227	9	18	BLACKWOOD / BLAC	1:22.915	1:23.348	0.433
10	121	LAWRENCE / NIX	53.866	66	HUNT / CRACKNELL	29.238	10	10	WEBB / BYRNE	1:23.321	1:23.819	0.498
11	31	MUNRO / GRAY	54.082	18	BLACKWOOD / BLACKWOOD	29.282	11	121	LAWRENCE / NIX	1:23.383	1:23.752	0.369
12	84	COSTELLO / STOKOE	54.304	31	MUNRO / GRAY	29.340	12	31	MUNRO / GRAY	1:23.422	1:23.701	0.279
13	40	SMITH / DOBIE	54.477	121	LAWRENCE / NIX	29.517	13	40	SMITH / DOBIE	1:23.704	1:23.961	0.257
14	136	EDWARDS / EDWARDS	54.839	136	EDWARDS / EDWARDS	29.523	14	84	COSTELLO / STOKO	1:23.942	1:23.942	0.000
15	10	WEBB / BYRNE	55.081	84	COSTELLO / STOKOE	29.638	15	136	EDWARDS / EDWAR	1:24.362	1:24.362	0.000
16	57	ANDERSON / MASTERS	55.258	57	ANDERSON / MASTERS	30.128	16	57	ANDERSON / MASTE	1:25.386	1:25.386	0.000
17	44	MOORE / SCHOFIELD	55.756	412	PETTIS / PHILLIPS	30.385	17	44	MOORE / SCHOFIELI	1:26.296	1:26.579	0.283
18	55	STAINTON / STAINTON	57.664	55	STAINTON / STAINTON	30.506	18	55	STAINTON / STAINT(	1:28.170	1:28.170	0.000
19	412	PETTIS / PHILLIPS	58.685	44	MOORE / SCHOFIELD	30.540	19	412	PETTIS / PHILLIPS	1:29.070	1:29.070	0.000
20	67	JEFFREY / CASWELL	58.914	67	JEFFREY / CASWELL	31.834	20	67	JEFFREY / CASWELI	1:30.748	1:31.298	0.550
21	167	PETTMAN / TAYLOR	1:00.247	19	MACBRIDE / THOMPSON	32.300	21	167	PETTMAN / TAYLOR	1:33.167	1:33.167	0.000
22	70	BELLABY / GRISTWOOD	1:02.416	167	PETTMAN / TAYLOR	32.920	22	19	MACBRIDE / THOMP	1:35.336	1:35.336	0.000
23	19	MACBRIDE / THOMPSON	1:03.036	70	BELLABY / GRISTWOOD	33.404	23	70	BELLABY / GRISTWC	1:35.820	1:35.911	0.091
24												

Weather / Track : Bright / Dry

Donington Park National
Circuit Length = 1.9790 miles
Start: 14:09 Flag 14:33 End: 14:35

Results can be found at www.tsl-timing.com

Printed - 14:36 Saturday, 16 June 2018

BMCRC - MRO Championships 2018 - Rnd 5 @ Donington Park

RKB/BMCRC F1 & F2 Sidecars

RACE 9 - GRID (7 Laps)

ROW 12	24	42 BOURNE / WILKINSON		23	70 BELLABY / GRISTWOOD 1:35.911
ROW 11	22	19 MACBRIDE / THOMPSON 1:35.336		21	167 PETTMAN / TAYLOR 1:33.167
ROW 10	20	67 JEFFREY / CASWELL 1:31.298		19	412 PETTIS / PHILLIPS 1:29.070
ROW 9	18	55 STAINTON / STAINTON 1:28.170		17	44 MOORE / SCHOFIELD 1:26.579
ROW 8	16	57 ANDERSON / MASTERS 1:25.386		15	136 EDWARDS / EDWARDS 1:24.362
ROW 7	14	40 SMITH / DOBIE 1:23.961		13	84 COSTELLO / STOKOE 1:23.942
ROW 6	12	10 WEBB / BYRNE 1:23.819		11	121 LAWRENCE / NIX 1:23.752
ROW 5	10	31 MUNRO / GRAY 1:23.701		9	18 BLACKWOOD / BLACKWOOD 1:23.348
ROW 4	8	37 MORPHET / HALLIBURTON 1:23.320		7	66 HUNT / CRACKNELL 1:22.663
ROW 3	6	118 BICKNELL / ENSOR 1:21.633		5	95 REMNANT / TILLEY 1:21.502
ROW 2	4	188 M&R VANNIEUWENHUYSE 1:20.932		3	75 CLARKE / CLARKE 1:18.290
ROW 1	2	17 CRAWFORD / HARDIE 1:17.828		1	35 REEVES / ALLUM 1:17.601

Pole

Donington Park National
Circuit Length = 1.9790 miles

These results are provisional until the conclusion of any judicial and technical matters.

Clerk Of Course :		Timekeeper :

Results can be found at www.tsl-timing.com

Printed - 14:36 Saturday, 16 June 2018

BMCRC - MRO Championships 2018 - Rnd 5 @ Donington Park

RKB/BMCRC F1 & F2 Sidecars

RACE 9 - CLASSIFICATION

POS	NO	CL	PIC	NAME	ENTRY	LAPS	TIME	GAP	DIFF	MPH	BEST	ON
1	**35**	F2	1	**REEVES / ALLUM**	LCR Honda -	**7**	9:06.032			91.08	**1:17.057**	2
2	**17**	F2	2	**CRAWFORD / HARDIE**	LCR Suzuki - ARC NEWTON AYCLIFFE	**7**	9:06.226	**0.194**	0.194	91.05	**1:16.951**	2
3	**75**	F1	1	**CLARKE / CLARKE**	Windle Suzuki - City Lifting .CYB fibreglass	**7**	9:21.476	**15.444**	15.250	88.58	**1:18.228**	3
4	**188**	F2	3	**M&R VANNIEUWENHUYSE**	Shelbourne - Norton OCFB/ Heyrick garage	**7**	9:21.817	**15.785**	0.341	88.52	**1:18.913**	6
5	**95**	F2	4	**REMNANT / TILLEY**	Lumley Kawasaki -	**7**	9:36.547	**30.515**	14.730	86.26	**1:20.545**	7
6	**37**	F2	5	**MORPHET / HALLIBURTON**	LCR Suzuki -	**7**	9:45.318	**39.286**	8.771	84.97	**1:21.895**	5
7	**10**	F1	2	**WEBB / BYRNE**	LCR Suzuki - ANtech Racing	**7**	9:47.708	**41.676**	2.390	84.62	**1:22.045**	5
8	**40**	F2	6	**SMITH / DOBIE**	Baker Yamaha - R & S Terry Developments	**7**	9:50.554	**44.522**	2.846	84.21	**1:22.023**	4
9	**18**	F2	7	**BLACKWOOD / BLACKWOOD**	Shelbourne Suzuki -	**7**	9:50.771	**44.739**	0.217	84.18	**1:23.296**	6
10	**57**	F1	3	**ANDERSON / MASTERS**	Baker -	**7**	9:50.942	**44.910**	0.171	84.16	**1:22.666**	5
11	**121**	F1	4	**LAWRENCE / NIX**	LCR Yamaha -	**7**	9:52.543	**46.511**	1.601	83.93	**1:22.035**	5
12	**66**	F2	8	**HUNT / CRACKNELL**	MRE - Mike Snow	**7**	9:52.913	**46.881**	0.370	83.88	**1:23.212**	4
13	**84**	F2	9	**COSTELLO / STOKOE**	LCR Kawasaki - NGK spark plugs	**7**	9:58.649	**52.617**	5.736	83.08	**1:23.630**	6
14	**31**	F2	10	**MUNRO / GRAY**	Shelbourne Yamaha - Durey Castings / Allbikes	**7**	10:04.397	**58.365**	5.748	82.29	**1:22.393**	6
15	**44**	F2	11	**MOORE / SCHOFIELD**	Ireson Honda - Lane Building Services Ltd	**7**	10:06.200	**1:00.168**	1.803	82.04	**1:24.402**	4
16	**412**	F1	5	**PETTIS / PHILLIPS**	RSR KTM 1190 - Ktp motorcycles	**7**	10:10.751	**1:04.719**	4.551	81.43	**1:24.348**	6
17	**55**	F2	12	**STAINTON / STAINTON**	LCR Suzuki - Interfuse Ltd	**7**	10:14.880	**1:08.848**	4.129	80.88	**1:25.484**	6
18	**67**	F1	6	**JEFFREY / CASWELL**	Windle - MJP racing	**7**	10:15.626	**1:09.594**	0.746	80.78	**1:25.655**	3
19	**167**	F2	13	**PETTMAN / TAYLOR**	Windle Yamha -	**6**	9:18.114	**1 Lap**	1 Lap	76.34	**1:31.054**	4
20	**19**	F1	7	**MACBRIDE / THOMPSON**	LCR Suzuki - Nick Webb	**6**	9:24.262	**1 Lap**	6.148	75.51	**1:30.786**	4
21	**70**	F2	14	**BELLABY / GRISTWOOD**	DDM Suzuki - Gristwood & Toms	**6**	9:25.595	**1 Lap**	1.333	75.33	**1:32.273**	5
					NOT CLASSIFIED							
DNF	**136**	F1		**EDWARDS / EDWARDS**	BMR Suzuki - ECONOMY HEATING SERVICES	**5**	7:28.189	**2 Laps**	1 Lap	79.17	**1:24.318**	3
DNF	**118**	F1		**BICKNELL / ENSOR**	LCR Kawasaki -	**2**	2:50.090	**5 Laps**	3 Laps	82.97	**1:25.664**	2

FASTEST LAP

17	F2	**CRAWFORD / HARDIE**	LCR Suzuki - ARC NEWTON AYCLIFFE	**2**	1:16.951	92.58 mph	149.00 kph
75	F1	**CLARKE / CLARKE**	Windle Suzuki - City Lifting .CYB fibreglass	**3**	1:18.228	91.07 mph	146.57 kph

Class F2 - 92.5% of Race Speed = 84.24 mph
Class F1 - 92.5% of Race Speed = 81.93 mph

Donington Park National
Circuit Length = 1.9790 miles
Start: 17:14 Flag 17:23 End: 17:25

Weather / Track : Bright / Dry
These results are provisional until the conclusion of any judicial and technical matters.

Clerk Of Course :		Timekeeper :

Results can be found at www.tsl-timing.com

Printed - 17:25 Saturday, 16 June 2018

BMCRC - MRO Championships 2018 - Rnd 5 @ Donington Park

RKB/BMCRC F1 & F2 Sidecars

RACE 9 - LAP CHART

LAP 1 @ 17:16:04.619

NO	BEHIND	LAP TIME
35		1:20.436
17	0.497	1:20.933
188	2.453	1:22.889
75	2.495	1:22.931
118	3.990	1:24.426
95	5.898	1:26.334
10	7.961	1:28.397
18	8.810	1:29.246
66	9.057	1:29.493
37	9.395	1:29.831
121	10.732	1:31.168
84	10.766	1:31.202
57	10.866	1:31.302
40	11.869	1:32.305
44	12.481	1:32.917
136	12.845	1:33.281
67	13.982	1:34.418
412	14.973	1:35.409
55	15.208	1:35.644
31	16.033	1:36.469
70	18.034	1:38.470
19	19.704	1:40.140
167	19.809	1:40.245

LAP 2 @ 17:17:21.676

NO	BEHIND	LAP TIME
35		1:17.057
17	0.391	1:16.951
75	3.720	1:18.282
188	5.124	1:19.728
118	12.597	1:25.664
95	12.715	1:23.874
10	13.998	1:23.094
18	15.301	1:23.548
37	15.653	1:23.315
66	15.852	1:23.852
57	17.394	1:23.585
40	18.339	1:23.527
121	19.906	1:26.231
84	20.162	1:26.453
44	20.699	1:25.275
136	21.617	1:25.829
67	24.029	1:27.104
412	24.573	1:26.657
55	25.506	1:27.355
31	26.423	1:27.447
70	33.309	1:32.332
167	35.128	1:32.376
19	35.768	1:33.121

LAP 3 @ 17:18:39.387

NO	BEHIND	LAP TIME
17		1:17.320
35	0.206	1:17.917
75	4.237	1:18.228
188	7.165	1:19.752
95	17.301	1:22.297
10	18.842	1:22.555
37	20.000	1:22.058
18	21.040	1:23.450
66	22.756	1:24.615
40	23.535	1:22.907
57	23.593	1:23.910
121	26.306	1:24.111
84	27.090	1:24.639
44	27.715	1:24.727
136	28.224	1:24.318
67	31.973	1:25.655
412	34.291	1:27.429
55	34.846	1:27.051
31	34.860	1:26.148
167	49.200	1:31.783
70	49.998	1:34.400
19	50.201	1:32.144

LAP 4 @ 17:19:56.365

NO	BEHIND	LAP TIME
17		1:16.978
35	0.518	1:17.290
75	5.614	1:18.355
188	9.549	1:19.362
95	21.925	1:21.602
10	24.770	1:22.906
37	25.438	1:22.416
18	27.548	1:23.486
40	28.580	1:22.023
66	28.990	1:23.212
57	29.829	1:23.214
121	32.469	1:23.141
84	33.976	1:23.864
44	35.139	1:24.402
136	35.593	1:24.347
67	42.440	1:27.445
31	42.557	1:24.675
412	42.804	1:25.491
55	44.456	1:26.588
167	1:03.276	1:31.054
19	1:04.009	1:30.786
70	1:07.612	1:34.592

LAP 5 @ 17:21:13.801

NO	BEHIND	LAP TIME
17		1:17.436
35	0.223	1:17.141
75	7.285	1:19.107
188	11.486	1:19.373
95	25.365	1:20.876
10	29.379	1:22.045
37	29.897	1:21.895
18	34.070	1:23.958
40	34.121	1:22.977
57	35.059	1:22.666
66	35.277	1:23.723
121	37.068	1:22.035
84	40.747	1:24.207
44	43.064	1:25.361
31	47.773	1:22.652
412	51.949	1:26.581
67	52.587	1:27.583
55	53.488	1:26.468
136	58.571	1:40.414
167	1:17.128	1:31.288

LAP 6 @ 17:22:32.244

NO	BEHIND	LAP TIME
35		1:18.220
17	0.853	1:19.296
19	1 Lap	1:32.806
70	1 Lap	1:32.273
75	10.944	1:22.102
188	11.956	1:18.913
95	27.941	1:21.019
37	35.342	1:23.888
10	35.835	1:24.899
40	38.713	1:23.035
18	38.923	1:23.296
57	39.672	1:23.056
66	40.458	1:23.624
121	41.509	1:22.884
84	45.934	1:23.630
44	50.153	1:25.532
31	51.723	1:22.393
412	57.854	1:24.348
55	1:00.529	1:25.484
67	1:01.375	1:27.231

LAP 7 @ 17:23:50.215

NO	BEHIND	LAP TIME
35		1:17.971
17	0.194	1:17.312
167	1 Lap	1:31.368
75	15.444	1:22.471
188	15.785	1:21.800
19	1 Lap	1:35.265
70	1 Lap	1:33.528
95	30.515	1:20.545
37	39.286	1:21.915
10	41.676	1:23.812
40	44.522	1:23.780
18	44.739	1:23.787
57	44.910	1:23.209
121	46.511	1:22.973
66	46.881	1:24.394
84	52.617	1:24.654
31	58.365	1:24.613
44	1:00.168	1:27.986
412	1:04.719	1:24.836
55	1:08.848	1:26.290
67	1:09.594	1:26.190

Weather / Track : Bright / Dry

Donington Park National
Circuit Length = 1.9790 miles
Start: 17:14 Flag 17:23 End: 17:25

Results can be found at www.tsl-timing.com

Printed - 17:25 Saturday, 16 June 2018

BMCRC - MRO Championships 2018 - Rnd 5 @ Donington Park

RKB/BMCRC F1 & F2 Sidecars

RACE 9 - SECTOR ANALYSIS

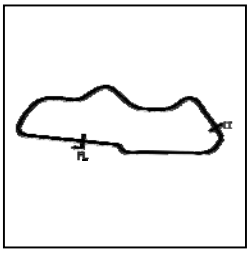

SECTOR 1 = FL to I1, SECTOR 2 = I1 to FL, DIFF = Difference To Personal Best Lap, P = Crossed Finish Line in Pit Lane, D = Time Disallowed

P1 35 F2 REEVES / ALLUM LCR Honda -

IDEAL LAP TIME : 1:17.009 BEST LAP TIME : 1:17.057 DIFFERENCE : 0.048

LAP	SECTOR 1	SECTOR 2	LAP TIME	MPH	DIFF	TIME OF DAY
1 -		27.604	1:20.436	88.57	3.379	17:16:04.619
2 -	***49.801***	***27.256***	***1:17.057 (1)***	***92.45***		***17:17:21.676***
3 -	50.106	27.811	1:17.917	91.43	0.860	17:18:39.593
4 -	49.883	27.407	1:17.290 (3)	92.18	0.233	17:19:56.883
5 -	***49.753***	27.388	1:17.141 (2)	92.35	0.084	17:21:14.024
6 -	50.014	28.206	1:18.220	91.08	1.163	17:22:32.244
7 -	50.111	27.860	1:17.971	91.37	0.914	17:23:50.215

P2 17 F2 CRAWFORD / HARDIE LCR Suzuki - ARC NEWTON AYCLIFFE

IDEAL LAP TIME : 1:16.812 BEST LAP TIME : 1:16.951 DIFFERENCE : 0.139

LAP	SECTOR 1	SECTOR 2	LAP TIME	MPH	DIFF	TIME OF DAY
1 -		27.621	1:20.933	88.03	3.982	17:16:05.116
2 -	49.686	27.265	***1:16.951 (1)***	***92.58***		***17:17:22.067***
3 -	50.059	***27.261***	1:17.320	92.14	0.369	17:18:39.387
4 -	***49.551***	27.427	1:16.978 (2)	92.55	0.027	17:19:56.365
5 -	49.814	27.622	1:17.436	92.00	0.485	17:21:13.801
6 -	50.514	28.782	1:19.296	89.84	2.345	17:22:33.097
7 -	49.919	27.393	1:17.312 (3)	92.15	0.361	17:23:50.409

P3 75 F1 CLARKE / CLARKE Windle Suzuki - City Lifting .CYB fibreglass

IDEAL LAP TIME : 1:18.120 BEST LAP TIME : 1:18.228 DIFFERENCE : 0.108

LAP	SECTOR 1	SECTOR 2	LAP TIME	MPH	DIFF	TIME OF DAY
1 -		27.234	1:22.931	85.91	4.703	17:16:07.114
2 -	51.119	***27.163***	1:18.282 (2)	91.01	0.054	17:17:25.396
3 -	***50.957***	27.271	***1:18.228 (1)***	***91.07***		***17:18:43.624***
4 -	50.993	27.362	1:18.355 (3)	90.92	0.127	17:20:01.979
5 -	51.736	27.371	1:19.107	90.06	0.879	17:21:21.086
6 -	53.047	29.055	1:22.102	86.77	3.874	17:22:43.188
7 -	53.059	29.412	1:22.471	86.38	4.243	17:24:05.659

P4 188 F2 M&R VANNIEUWENHUYSE Shelbourne - Norton OCFB/ Heyrick garage

IDEAL LAP TIME : 1:18.913 BEST LAP TIME : 1:18.913 DIFFERENCE : 0.000

LAP	SECTOR 1	SECTOR 2	LAP TIME	MPH	DIFF	TIME OF DAY
1 -		27.939	1:22.889	85.95	3.976	17:16:07.072
2 -	51.874	27.854	1:19.728	89.36	0.815	17:17:26.800
3 -	51.871	27.881	1:19.752	89.33	0.839	17:18:46.552
4 -	51.424	27.938	1:19.362 (2)	89.77	0.449	17:20:05.914
5 -	51.225	28.148	1:19.373 (3)	89.76	0.460	17:21:25.287
6 -	***51.115***	***27.798***	***1:18.913 (1)***	***90.28***		***17:22:44.200***
7 -	52.433	29.367	1:21.800	87.09	2.887	17:24:06.000

P5 95 F2 REMNANT / TILLEY Lumley Kawasaki -

IDEAL LAP TIME : 1:20.545 BEST LAP TIME : 1:20.545 DIFFERENCE : 0.000

LAP	SECTOR 1	SECTOR 2	LAP TIME	MPH	DIFF	TIME OF DAY
1 -		28.967	1:26.334	82.52	5.789	17:16:10.517
2 -	52.872	31.002	1:23.874	84.94	3.329	17:17:34.391
3 -	53.218	29.079	1:22.297	86.57	1.752	17:18:56.688
4 -	53.041	28.561	1:21.602	87.30	1.057	17:20:18.290
5 -	52.319	28.557	1:20.876 (2)	88.09	0.331	17:21:39.166
6 -	52.229	28.790	1:21.019 (3)	87.93	0.474	17:23:00.185
7 -	***52.081***	***28.464***	***1:20.545 (1)***	***88.45***		***17:24:20.730***

P6 37 F2 MORPHET / HALLIBURTON LCR Suzuki -

IDEAL LAP TIME : 1:21.063 BEST LAP TIME : 1:21.895 DIFFERENCE : 0.832

LAP	SECTOR 1	SECTOR 2	LAP TIME	MPH	DIFF	TIME OF DAY

Weather / Track : Bright / Dry

Donington Park National
Circuit Length = 1.9790 miles
Start: 17:14 Flag 17:23 End: 17:25

BMCRC - MRO Championships 2018 - Rnd 5 @ Donington Park

RKB/BMCRC F1 & F2 Sidecars

RACE 9 - SECTOR ANALYSIS

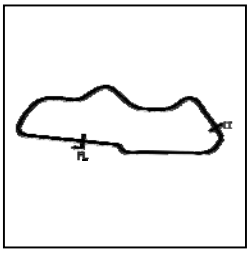

SECTOR 1 = FL to I1, SECTOR 2 = I1 to FL, DIFF = Difference To Personal Best Lap, P = Crossed Finish Line in Pit Lane, D = Time Disallowed

1 -		30.235	1:29.831	79.31	7.936	17:16:14.014
2 -	53.780	29.535	1:23.315	85.51	1.420	17:17:37.329
3 -	53.760	***28.298***	1:22.058 **(3)**	86.82	0.163	17:18:59.387
4 -	53.359	29.057	1:22.416	86.44	0.521	17:20:21.803
5 -	53.008	28.887	***1:21.895*** **(1)**	***86.99***		***17:21:43.698***
6 -	54.207	29.681	1:23.888	84.93	1.993	17:23:07.586
7 -	***52.765***	29.150	1:21.915 **(2)**	86.97	0.020	17:24:29.501

P7 10 F1 WEBB / BYRNE

LCR Suzuki - ANtech Racing

IDEAL LAP TIME : 1:21.495 BEST LAP TIME : 1:22.045 DIFFERENCE : 0.550

LAP	SECTOR 1	SECTOR 2	LAP TIME	MPH	DIFF	TIME OF DAY
1 -		***28.379***	1:28.397	80.59	6.352	17:16:12.580
2 -	54.180	28.914	1:23.094	85.74	1.049	17:17:35.674
3 -	53.522	29.033	1:22.555 **(2)**	86.30	0.510	17:18:58.229
4 -	54.336	28.570	1:22.906 **(3)**	85.93	0.861	17:20:21.135
5 -	***53.116***	28.929	***1:22.045*** **(1)**	***86.83***		***17:21:43.180***
6 -	55.161	29.738	1:24.899	83.91	2.854	17:23:08.079
7 -	55.374	28.438	1:23.812	85.00	1.767	17:24:31.891

P8 40 F2 SMITH / DOBIE

Baker Yamaha - R & S Terry Developments

IDEAL LAP TIME : 1:22.023 BEST LAP TIME : 1:22.023 DIFFERENCE : 0.000

LAP	SECTOR 1	SECTOR 2	LAP TIME	MPH	DIFF	TIME OF DAY
1 -		29.824	1:32.305	77.18	10.282	17:16:16.488
2 -	54.106	29.421	1:23.527	85.29	1.504	17:17:40.015
3 -	54.102	28.805	1:22.907 **(2)**	85.93	0.884	17:19:02.922
4 -	***53.318***	***28.705***	***1:22.023*** **(1)**	***86.86***		***17:20:24.945***
5 -	53.812	29.165	1:22.977 **(3)**	85.86	0.954	17:21:47.922
6 -	53.847	29.188	1:23.035	85.80	1.012	17:23:10.957
7 -	53.864	29.916	1:23.780	85.03	1.757	17:24:34.737

P9 18 F2 BLACKWOOD / BLACKWOOD

Shelbourne Suzuki -

IDEAL LAP TIME : 1:22.953 BEST LAP TIME : 1:23.296 DIFFERENCE : 0.343

LAP	SECTOR 1	SECTOR 2	LAP TIME	MPH	DIFF	TIME OF DAY
1 -		30.176	1:29.246	79.83	5.950	17:16:13.429
2 -	54.085	29.463	1:23.548	85.27	0.252	17:17:36.977
3 -	54.297	29.153	1:23.450 **(2)**	85.37	0.154	17:19:00.427
4 -	54.271	29.215	1:23.486 **(3)**	85.33	0.190	17:20:23.913
5 -	54.223	29.735	1:23.958	84.85	0.662	17:21:47.871
6 -	54.323	***28.973***	***1:23.296*** **(1)**	***85.53***		***17:23:11.167***
7 -	***53.980***	29.807	1:23.787	85.03	0.491	17:24:34.954

P10 57 F1 ANDERSON / MASTERS

Baker -

IDEAL LAP TIME : 1:22.666 BEST LAP TIME : 1:22.666 DIFFERENCE : 0.000

LAP	SECTOR 1	SECTOR 2	LAP TIME	MPH	DIFF	TIME OF DAY
1 -		29.616	1:31.302	78.03	8.636	17:16:15.485
2 -	54.101	29.484	1:23.585	85.23	0.919	17:17:39.070
3 -	54.595	29.315	1:23.910	84.90	1.244	17:19:02.980
4 -	54.487	28.727	1:23.214	85.61	0.548	17:20:26.194
5 -	***54.082***	***28.584***	***1:22.666*** **(1)**	***86.18***		***17:21:48.860***
6 -	54.173	28.883	1:23.056 **(2)**	85.78	0.390	17:23:11.916
7 -	54.555	28.654	1:23.209 **(3)**	85.62	0.543	17:24:35.125

P11 121 F1 LAWRENCE / NIX

LCR Yamaha -

IDEAL LAP TIME : 1:22.035 BEST LAP TIME : 1:22.035 DIFFERENCE : 0.000

LAP	SECTOR 1	SECTOR 2	LAP TIME	MPH	DIFF	TIME OF DAY
1 -		30.251	1:31.168	78.14	9.133	17:16:15.351
2 -	55.400	30.831	1:26.231	82.62	4.196	17:17:41.582
3 -	54.317	29.794	1:24.111	84.70	2.076	17:19:05.693
4 -	53.645	29.496	1:23.141	85.69	1.106	17:20:28.834

Weather / Track : Bright / Dry

Donington Park National
Circuit Length = 1.9790 miles
Start: 17:14 Flag 17:23 End: 17:25

BMCRC - MRO Championships 2018 - Rnd 5 @ Donington Park

RKB/BMCRC F1 & F2 Sidecars

RACE 9 - SECTOR ANALYSIS

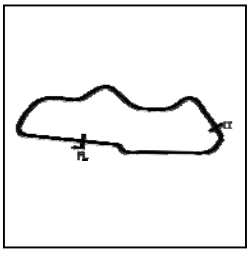

SECTOR 1 = FL to I1, SECTOR 2 = I1 to FL, DIFF = Difference To Personal Best Lap, P = Crossed Finish Line in Pit Lane, D = Time Disallowed

5 -	***53.177***	***28.858***	***1:22.035***	***(1)***	***86.84***		***17:21:50.869***
6 -	53.546	29.338	1:22.884	**(2)**	85.95	0.849	17:23:13.753
7 -	53.407	29.566	1:22.973	**(3)**	85.86	0.938	17:24:36.726

P12 66 F2 HUNT / CRACKNELL

MRE - Mike Snow

IDEAL LAP TIME : 1:22.961 BEST LAP TIME : 1:23.212 DIFFERENCE : 0.251

LAP	SECTOR 1	SECTOR 2	LAP TIME		MPH	DIFF	TIME OF DAY
1 -		30.141	1:29.493		79.61	6.281	17:16:13.676
2 -	54.652	***29.200***	1:23.852		84.96	0.640	17:17:37.528
3 -	54.197	30.418	1:24.615		84.20	1.403	17:19:02.143
4 -	***53.761***	29.451	***1:23.212***	***(1)***	***85.62***		***17:20:25.355***
5 -	54.425	29.298	1:23.723	**(3)**	85.09	0.511	17:21:49.078
6 -	54.399	29.225	1:23.624	**(2)**	85.19	0.412	17:23:12.702
7 -	54.198	30.196	1:24.394		84.42	1.182	17:24:37.096

P13 84 F2 COSTELLO / STOKOE

LCR Kawasaki - NGK spark plugs

IDEAL LAP TIME : 1:23.630 BEST LAP TIME : 1:23.630 DIFFERENCE : 0.000

LAP	SECTOR 1	SECTOR 2	LAP TIME		MPH	DIFF	TIME OF DAY
1 -		29.911	1:31.202		78.11	7.572	17:16:15.385
2 -	56.113	30.340	1:26.453		82.41	2.823	17:17:41.838
3 -	54.848	29.791	1:24.639		84.17	1.009	17:19:06.477
4 -	54.363	29.501	1:23.864	**(2)**	84.95	0.234	17:20:30.341
5 -	54.574	29.633	1:24.207	**(3)**	84.60	0.577	17:21:54.548
6 -	***54.260***	***29.370***	***1:23.630***	***(1)***	***85.19***		***17:23:18.178***
7 -	54.697	29.957	1:24.654		84.16	1.024	17:24:42.832

P14 31 F2 MUNRO / GRAY

Shelbourne Yamaha - Durey Castings / Allbikes

IDEAL LAP TIME : 1:22.393 BEST LAP TIME : 1:22.393 DIFFERENCE : 0.000

LAP	SECTOR 1	SECTOR 2	LAP TIME		MPH	DIFF	TIME OF DAY
1 -		30.958	1:36.469		73.85	14.076	17:16:20.652
2 -	56.682	30.765	1:27.447		81.47	5.054	17:17:48.099
3 -	55.699	30.449	1:26.148		82.70	3.755	17:19:14.247
4 -	53.980	30.695	1:24.675		84.14	2.282	17:20:38.922
5 -	53.493	29.159	1:22.652	**(2)**	86.20	0.259	17:22:01.574
6 -	***53.346***	***29.047***	***1:22.393***	***(1)***	***86.47***		***17:23:23.967***
7 -	55.116	29.497	1:24.613	**(3)**	84.20	2.220	17:24:48.580

P15 44 F2 MOORE / SCHOFIELD

Ireson Honda - Lane Building Services Ltd

IDEAL LAP TIME : 1:24.402 BEST LAP TIME : 1:24.402 DIFFERENCE : 0.000

LAP	SECTOR 1	SECTOR 2	LAP TIME		MPH	DIFF	TIME OF DAY
1 -		30.576	1:32.917		76.67	8.515	17:16:17.100
2 -	55.177	30.098	1:25.275	**(3)**	83.54	0.873	17:17:42.375
3 -	55.007	29.720	1:24.727	**(2)**	84.08	0.325	17:19:07.102
4 -	***54.697***	***29.705***	***1:24.402***	***(1)***	***84.41***		***17:20:31.504***
5 -	55.453	29.908	1:25.361		83.46	0.959	17:21:56.865
6 -	55.153	30.379	1:25.532		83.29	1.130	17:23:22.397
7 -	56.819	31.167	1:27.986		80.97	3.584	17:24:50.383

P16 412 F1 PETTIS / PHILLIPS

RSR KTM 1190 - Ktp motorcycles

IDEAL LAP TIME : 1:24.348 BEST LAP TIME : 1:24.348 DIFFERENCE : 0.000

LAP	SECTOR 1	SECTOR 2	LAP TIME		MPH	DIFF	TIME OF DAY
1 -		31.025	1:35.409		74.67	11.061	17:16:19.592
2 -	56.594	30.063	1:26.657		82.21	2.309	17:17:46.249
3 -	56.913	30.516	1:27.429		81.49	3.081	17:19:13.678
4 -	55.731	29.760	1:25.491	**(3)**	83.33	1.143	17:20:39.169
5 -	56.657	29.924	1:26.581		82.28	2.233	17:22:05.750
6 -	***54.822***	***29.526***	***1:24.348***	***(1)***	***84.46***		***17:23:30.098***
7 -	55.044	29.792	1:24.836	**(2)**	83.98	0.488	17:24:54.934

Weather / Track : Bright / Dry

Donington Park National
Circuit Length = 1.9790 miles
Start: 17:14 Flag 17:23 End: 17:25

BMCRC - MRO Championships 2018 - Rnd 5 @ Donington Park

RKB/BMCRC F1 & F2 Sidecars

RACE 9 - SECTOR ANALYSIS

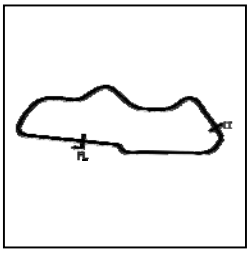

SECTOR 1 = FL to I1, SECTOR 2 = I1 to FL, DIFF = Difference To Personal Best Lap, P = Crossed Finish Line in Pit Lane, D = Time Disallowed

P17 55 F2 STAINTON / STAINTON LCR Suzuki - Interfuse Ltd

IDEAL LAP TIME : 1:25.484 BEST LAP TIME : 1:25.484 DIFFERENCE : 0.000

LAP	SECTOR 1	SECTOR 2	LAP TIME	MPH	DIFF	TIME OF DAY
1 -		30.403	1:35.644	74.49	10.160	17:16:19.827
2 -	57.202	30.153	1:27.355	81.55	1.871	17:17:47.182
3 -	56.365	30.686	1:27.051	81.84	1.567	17:19:14.233
4 -	56.472	30.116	1:26.588	82.28	1.104	17:20:40.821
5 -	56.606	29.862	1:26.468 (3)	82.39	0.984	17:22:07.289
6 -	***55.632***	***29.852***	***1:25.484 (1)***	***83.34***		***17:23:32.773***
7 -	55.860	30.430	1:26.290 (2)	82.56	0.806	17:24:59.063

P18 67 F1 JEFFREY / CASWELL Windle - MJP racing

IDEAL LAP TIME : 1:25.494 BEST LAP TIME : 1:25.655 DIFFERENCE : 0.161

LAP	SECTOR 1	SECTOR 2	LAP TIME	MPH	DIFF	TIME OF DAY
1 -		30.287	1:34.418	75.45	8.763	17:16:18.601
2 -	57.047	30.057	1:27.104 (3)	81.79	1.449	17:17:45.705
3 -	56.538	***29.117***	***1:25.655 (1)***	***83.17***		***17:19:11.360***
4 -	56.703	30.742	1:27.445	81.47	1.790	17:20:38.805
5 -	58.038	29.545	1:27.583	81.34	1.928	17:22:06.388
6 -	57.435	29.796	1:27.231	81.67	1.576	17:23:33.619
7 -	***56.377***	29.813	1:26.190 (2)	82.66	0.535	17:24:59.809

P19 167 F2 PETTMAN / TAYLOR Windle Yamha -

IDEAL LAP TIME : 1:30.865 BEST LAP TIME : 1:31.054 DIFFERENCE : 0.189

LAP	SECTOR 1	SECTOR 2	LAP TIME	MPH	DIFF	TIME OF DAY
1 -		32.985	1:40.245	71.07	9.191	17:16:24.428
2 -	1:00.051	***32.325***	1:32.376	77.12	1.322	17:17:56.804
3 -	59.340	32.443	1:31.783	77.62	0.729	17:19:28.587
4 -	***58.540***	32.514	***1:31.054 (1)***	***78.24***		***17:20:59.641***
5 -	58.701	32.587	1:31.288 (2)	78.04	0.234	17:22:30.929
6 -	58.803	32.565	1:31.368 (3)	77.97	0.314	17:24:02.297

P20 19 F1 MACBRIDE / THOMPSON LCR Suzuki - Nick Webb

IDEAL LAP TIME : 1:30.786 BEST LAP TIME : 1:30.786 DIFFERENCE : 0.000

LAP	SECTOR 1	SECTOR 2	LAP TIME	MPH	DIFF	TIME OF DAY
1 -		31.710	1:40.140	71.14	9.354	17:16:24.323
2 -	1:01.073	32.048	1:33.121	76.50	2.335	17:17:57.444
3 -	1:00.977	31.167	1:32.144 (2)	77.32	1.358	17:19:29.588
4 -	***59.930***	***30.856***	***1:30.786 (1)***	***78.47***		***17:21:00.374***
5 -	1:00.875	31.931	1:32.806 (3)	76.76	2.020	17:22:33.180
6 -	1:02.417	32.848	1:35.265	74.78	4.479	17:24:08.445

P21 70 F2 BELLABY / GRISTWOOD DDM Suzuki - Gristwood & Toms

IDEAL LAP TIME : 1:31.390 BEST LAP TIME : 1:32.273 DIFFERENCE : 0.883

LAP	SECTOR 1	SECTOR 2	LAP TIME	MPH	DIFF	TIME OF DAY
1 -		31.847	1:38.470	72.35	6.197	17:16:22.653
2 -	***59.680***	32.652	1:32.332 (2)	77.16	0.059	17:17:54.985
3 -	1:01.940	32.460	1:34.400	75.47	2.127	17:19:29.385
4 -	1:02.251	32.341	1:34.592	75.31	2.319	17:21:03.977
5 -	1:00.563	***31.710***	***1:32.273 (1)***	***77.21***		***17:22:36.250***
6 -	1:01.666	31.862	1:33.528 (3)	76.17	1.255	17:24:09.778

P22 136 F1 EDWARDS / EDWARDS BMR Suzuki - ECONOMY HEATING SERVICES

IDEAL LAP TIME : 1:23.673 BEST LAP TIME : 1:24.318 DIFFERENCE : 0.645

LAP	SECTOR 1	SECTOR 2	LAP TIME	MPH	DIFF	TIME OF DAY
1 -		29.913	1:33.281	76.37	8.963	17:16:17.464
2 -	55.819	30.010	1:25.829 (3)	83.00	1.511	17:17:43.293
3 -	55.184	***29.134***	***1:24.318 (1)***	***84.49***		***17:19:07.611***

Weather / Track : Bright / Dry

Donington Park National
Circuit Length = 1.9790 miles
Start: 17:14 Flag 17:23 End: 17:25

BMCRC - MRO Championships 2018 - Rnd 5 @ Donington Park

RKB/BMCRC F1 & F2 Sidecars

RACE 9 - SECTOR ANALYSIS

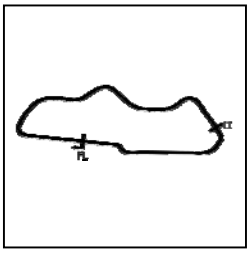

SECTOR 1 = FL to I1, SECTOR 2 = I1 to FL, DIFF = Difference To Personal Best Lap, P = Crossed Finish Line in Pit Lane, D = Time Disallowed

4 -	***54.539***	29.808	1:24.347 **(2)**	84.46	0.029	17:20:31.958
5 -	55.220	45.194	1:40.414	70.95	16.096	17:22:12.372

P23 118 F1 BICKNELL / ENSOR LCR Kawasaki -

IDEAL LAP TIME : 1:20.884 BEST LAP TIME : 1:25.664 DIFFERENCE : 4.780

LAP	SECTOR 1	SECTOR 2	LAP TIME	MPH	DIFF	TIME OF DAY
1 -		***28.018***	1:24.426	84.38		17:16:08.609
2 -	***52.866***	32.798	***1:25.664*** **(1)**	***83.16***		***17:17:34.273***

Weather / Track : Bright / Dry

Donington Park National
Circuit Length = 1.9790 miles
Start: 17:14 Flag 17:23 End: 17:25

BMCRC - MRO Championships 2018 - Rnd 5 @ Donington Park

RKB/BMCRC F1 & F2 Sidecars

RACE 9 - BEST SECTORS

	SECTOR 1			SECTOR 2			IDEAL / BEST COMPARISON					
POS	NO	NAME	TIME	NO	NAME	TIME	POS	NO	NAME	IDEAL	BEST	DIFF
									PERFECT LAP	1:16.714		
1	17	CRAWFORD / HARDIE	49.551	75	CLARKE / CLARKE	27.163	1	17	CRAWFORD / HARDI	1:16.812	1:16.951	0.139
2	35	REEVES / ALLUM	49.753	35	REEVES / ALLUM	27.256	2	35	REEVES / ALLUM	1:17.009	1:17.057	0.048
3	75	CLARKE / CLARKE	50.957	17	CRAWFORD / HARDIE	27.261	3	75	CLARKE / CLARKE	1:18.120	1:18.228	0.108
4	188	M&R VANNIEUWENHUYSE	51.115	188	M&R VANNIEUWENHUYSE	27.798	4	188	M&R VANNIEUWENH	1:18.913	1:18.913	0.000
5	95	REMNANT / TILLEY	52.081	118	BICKNELL / ENSOR	28.018	5	95	REMNANT / TILLEY	1:20.545	1:20.545	0.000
6	37	MORPHET / HALLIBURTON	52.765	37	MORPHET / HALLIBURTON	28.298	6	118	BICKNELL / ENSOR	1:20.884	1:25.664	4.780
7	118	BICKNELL / ENSOR	52.866	10	WEBB / BYRNE	28.379	7	37	MORPHET / HALLIBU	1:21.063	1:21.895	0.832
8	10	WEBB / BYRNE	53.116	95	REMNANT / TILLEY	28.464	8	10	WEBB / BYRNE	1:21.495	1:22.045	0.550
9	121	LAWRENCE / NIX	53.177	57	ANDERSON / MASTERS	28.584	9	40	SMITH / DOBIE	1:22.023	1:22.023	0.000
10	40	SMITH / DOBIE	53.318	40	SMITH / DOBIE	28.705	10	121	LAWRENCE / NIX	1:22.035	1:22.035	0.000
11	31	MUNRO / GRAY	53.346	121	LAWRENCE / NIX	28.858	11	31	MUNRO / GRAY	1:22.393	1:22.393	0.000
12	66	HUNT / CRACKNELL	53.761	18	BLACKWOOD / BLACKWOOD	28.973	12	57	ANDERSON / MASTE	1:22.666	1:22.666	0.000
13	18	BLACKWOOD / BLACKWOOD	53.980	31	MUNRO / GRAY	29.047	13	18	BLACKWOOD / BLAC	1:22.953	1:23.296	0.343
14	57	ANDERSON / MASTERS	54.082	67	JEFFREY / CASWELL	29.117	14	66	HUNT / CRACKNELL	1:22.961	1:23.212	0.251
15	84	COSTELLO / STOKOE	54.260	136	EDWARDS / EDWARDS	29.134	15	84	COSTELLO / STOKO	1:23.630	1:23.630	0.000
16	136	EDWARDS / EDWARDS	54.539	66	HUNT / CRACKNELL	29.200	16	136	EDWARDS / EDWAR	1:23.673	1:24.318	0.645
17	44	MOORE / SCHOFIELD	54.697	84	COSTELLO / STOKOE	29.370	17	412	PETTIS / PHILLIPS	1:24.348	1:24.348	0.000
18	412	PETTIS / PHILLIPS	54.822	412	PETTIS / PHILLIPS	29.526	18	44	MOORE / SCHOFIELI	1:24.402	1:24.402	0.000
19	55	STAINTON / STAINTON	55.632	44	MOORE / SCHOFIELD	29.705	19	55	STAINTON / STAINTC	1:25.484	1:25.484	0.000
20	67	JEFFREY / CASWELL	56.377	55	STAINTON / STAINTON	29.852	20	67	JEFFREY / CASWELI	1:25.494	1:25.655	0.161
21	167	PETTMAN / TAYLOR	58.540	19	MACBRIDE / THOMPSON	30.856	21	19	MACBRIDE / THOMP	1:30.786	1:30.786	0.000
22	70	BELLABY / GRISTWOOD	59.680	70	BELLABY / GRISTWOOD	31.710	22	167	PETTMAN / TAYLOR	1:30.865	1:31.054	0.189
23	19	MACBRIDE / THOMPSON	59.930	167	PETTMAN / TAYLOR	32.325	23	70	BELLABY / GRISTWC	1:31.390	1:32.273	0.883

Weather / Track : Bright / Dry

Donington Park National
Circuit Length = 1.9790 miles
Start: 17:14 Flag 17:23 End: 17:25

Results can be found at www.tsl-timing.com

Printed - 17:26 Saturday, 16 June 2018

BMCRC - MRO Championships 2018 - Rnd 5 @ Donington Park

RKB/BMCRC F1 & F2 Sidecars

RACE 9 - GRID (10 Laps)

ROW 12	24	42 BOURNE / WILKINSON		23	70 BELLABY / GRISTWOOD (1:32.273)
ROW 11	22	167 PETTMAN / TAYLOR (1:31.054)		21	19 MACBRIDE / THOMPSON (1:30.786)
ROW 10	20	118 BICKNELL / ENSOR (1:25.664)		19	67 JEFFREY / CASWELL (1:25.655)
ROW 9	18	55 STAINTON / STAINTON (1:25.484)		17	44 MOORE / SCHOFIELD (1:24.402)
ROW 8	16	412 PETTIS / PHILLIPS (1:24.348)		15	136 EDWARDS / EDWARDS (1:24.318)
ROW 7	14	84 COSTELLO / STOKOE (1:23.630)		13	18 BLACKWOOD / BLACKWOOD (1:23.296)
ROW 6	12	66 HUNT / CRACKNELL (1:23.212)		11	57 ANDERSON / MASTERS (1:22.666)
ROW 5	10	31 MUNRO / GRAY (1:22.393)		9	10 WEBB / BYRNE (1:22.045)
ROW 4	8	121 LAWRENCE / NIX (1:22.035)		7	40 SMITH / DOBIE (1:22.023)
ROW 3	6	37 MORPHET / HALLIBURTON (1:21.895)		5	95 REMNANT / TILLEY (1:20.545)
ROW 2	4	188 M&R VANNIEUWENHUYSE (1:18.913)		3	75 CLARKE / CLARKE (1:18.228)
ROW 1	2	35 REEVES / ALLUM (1:17.057)		1	17 CRAWFORD / HARDIE (1:16.951) Pole

Donington Park National
Circuit Length = 1.9790 miles

These results are provisional until the conclusion of any judicial and technical matters.

Clerk Of Course :		Timekeeper :

Results can be found at www.tsl-timing.com

Printed - 17:26 Saturday, 16 June 2018

BMCRC - MRO Championships 2018 - Rnd 5 @ Donington Park

RKB/BMCRC F1 & F2 Sidecars

RACE 9 - CLASSIFICATION

POS	NO	CL	PIC	NAME	ENTRY	LAPS	TIME	GAP	DIFF	MPH	BEST	ON
1	**35**	F2	1	REEVES / ALLUM	LCR Honda -	**10**	12:53.625			91.91	**1:16.361**	5
2	**188**	F2	2	M&R VANNIEUWENHUYSE	Shelbourne - Norton OCFB/ Heyrick garage	**10**	13:23.705	**30.080**	30.080	88.47	**1:19.080**	4
3	**118**	F1	1	BICKNELL / ENSOR	LCR Kawasaki -	**10**	13:53.631	**1:00.006**	29.926	85.30	**1:20.215**	5
4	**40**	F2	3	SMITH / DOBIE	Baker Yamaha - R & S Terry Developments	**10**	13:57.828	**1:04.203**	4.197	84.87	**1:21.561**	8
5	**37**	F2	4	MORPHET / HALLIBURTON	LCR Suzuki -	**10**	13:58.044	**1:04.419**	0.216	84.85	**1:21.259**	4
6	**66**	F2	5	HUNT / CRACKNELL	MRE - Mike Snow	**10**	14:01.602	**1:07.977**	3.558	84.49	**1:21.167**	3
7	**75**	F1	2	CLARKE / CLARKE	Windle Suzuki - City Lifting .CYB fibreglass	**10**	14:05.579	**1:11.954**	3.977	84.09	**1:21.293**	10
8	**121**	F1	3	LAWRENCE / NIX	LCR Yamaha -	**10**	14:06.128	**1:12.503**	0.549	84.04	**1:22.584**	9
9	**18**	F2	6	BLACKWOOD / BLACKWOOD	Shelbourne Suzuki -	**10**	14:06.533	**1:12.908**	0.405	84.00	**1:22.713**	3
10	**55**	F2	7	STAINTON / STAINTON	LCR Suzuki - Interfuse Ltd	**9**	12:54.303	**1 Lap**	1 Lap	82.63	**1:24.066**	2
11	**44**	F2	8	MOORE / SCHOFIELD	Ireson Honda - Lane Building Services Ltd	**9**	13:00.864	**1 Lap**	6.561	81.94	**1:24.604**	3
12	**136**	F1	4	EDWARDS / EDWARDS	BMR Suzuki - ECONOMY HEATING SERVICES	**9**	13:22.994	**1 Lap**	22.130	79.68	**1:24.689**	4
13	**67**	F1	5	JEFFREY / CASWELL	Windle - MJP racing	**9**	13:28.968	**1 Lap**	5.974	79.09	**1:23.601**	7
14	**167**	F2	9	PETTMAN / TAYLOR	Windle Yamha -	**9**	13:30.594	**1 Lap**	1.626	78.93	**1:27.932**	9
15	**19**	F1	6	MACBRIDE / THOMPSON	LCR Suzuki - Nick Webb	**9**	14:19.046	**1 Lap**	48.452	74.48	**1:31.098**	2
					NOT CLASSIFIED							
DNF	**17**	F2		CRAWFORD / HARDIE	LCR Suzuki - ARC NEWTON AYCLIFFE	**6**	7:45.861	**4 Laps**	3 Laps	91.46	**1:16.431**	4
DNF	**412**	F1		PETTIS / PHILLIPS	RSR KTM 1190 - Ktp motorcycles	**4**	5:45.600	**6 Laps**	2 Laps	82.06	**1:24.448**	2
DNF	**10**	F1		WEBB / BYRNE	LCR Suzuki - ANtech Racing	**0**						
DNF	**70**	F2		BELLABY / GRISTWOOD	DDM Suzuki - Gristwood & Toms	**0**						

FASTEST LAP

35	F2	REEVES / ALLUM	LCR Honda -	**5**	1:16.361	93.30 mph	150.15 kph
118	F1	BICKNELL / ENSOR	LCR Kawasaki -	**5**	1:20.215	88.81 mph	142.94 kph

Class F2 - 92.5% of Race Speed = 85.01 mph
Class F1 - 92.5% of Race Speed = 78.90 mph

Donington Park National
Circuit Length = 1.9790 miles
Start: 12:20 Flag 12:33 End: 12:34

Weather / Track : Bright / Dry
These results are provisional until the conclusion of any judicial and technical matters.

Clerk Of Course :		Timekeeper :

Results can be found at www.tsl-timing.com

Printed - 12:34 Sunday, 17 June 2018

BMCRC - MRO Championships 2018 - Rnd 5 @ Donington Park

RKB/BMCRC F1 & F2 Sidecars

RACE 9 - LAP CHART

LAP 1 @ 12:21:36.400

NO	BEHIND	LAP TIME
35		1:19.223
17	0.917	1:20.140
188	4.115	1:23.338
40	7.018	1:26.241
37	8.237	1:27.460
66	8.443	1:27.666
75	8.998	1:28.221
121	11.009	1:30.232
118	11.697	1:30.920
412	11.766	1:30.989
18	12.297	1:31.520
55	12.300	1:31.523
44	13.262	1:32.485
67	13.547	1:32.770
136	13.897	1:33.120
167	16.566	1:35.789
19	17.173	1:36.396

LAP 2 @ 12:22:52.979

NO	BEHIND	LAP TIME
35		1:16.579
17	0.821	1:16.483
188	6.689	1:19.153
40	12.376	1:21.937
37	13.714	1:22.056
66	14.369	1:22.505
75	15.633	1:23.214
118	17.964	1:22.846
121	18.102	1:23.672
412	19.635	1:24.448
55	19.787	1:24.066
18	20.202	1:24.484
44	21.773	1:25.090
67	22.486	1:25.518
136	23.927	1:26.609
167	28.222	1:28.235
19	31.692	1:31.098

LAP 3 @ 12:24:09.551

NO	BEHIND	LAP TIME
35		1:16.572
17	0.856	1:16.607
188	9.655	1:19.538
40	18.232	1:22.428
66	18.964	1:21.167
37	19.723	1:22.581
75	22.256	1:23.195
118	22.530	1:21.138
121	25.266	1:23.736
18	26.343	1:22.713
412	27.765	1:24.702
55	28.148	1:24.933
44	29.805	1:24.604
67	31.560	1:25.646
136	32.350	1:24.995
167	40.372	1:28.722
19	49.101	1:33.981

LAP 4 @ 12:25:26.264

NO	BEHIND	LAP TIME
35		1:16.713
17	0.574	1:16.431
188	12.022	1:19.080
40	23.224	1:21.705
66	23.524	1:21.273
37	24.269	1:21.259
118	26.455	1:20.638
75	28.618	1:23.075
121	32.882	1:24.329
18	33.317	1:23.687
412	36.513	1:25.461
55	37.651	1:26.216
44	38.407	1:25.315
67	39.695	1:24.848
136	40.326	1:24.689
167	52.295	1:28.636
19	1:05.696	1:33.308

LAP 5 @ 12:26:42.625

NO	BEHIND	LAP TIME
35		1:16.361
17	1.032	1:16.819
188	15.354	1:19.693
40	29.454	1:22.591
66	29.629	1:22.466
37	29.937	1:22.029
118	30.309	1:20.215
75	34.176	1:21.919
121	39.677	1:23.156
18	40.051	1:23.095
44	49.043	1:26.997
55	49.355	1:28.065
67	49.890	1:26.556
136	50.397	1:26.432
167	1:06.577	1:30.643

LAP 6 @ 12:27:59.231

NO	BEHIND	LAP TIME
35		1:16.606
17	3.807	1:19.381
19	1 Lap	1:36.109
188	19.370	1:20.622
37	43.971	1:30.640
40	45.340	1:32.492
118	45.729	1:32.026
75	49.975	1:32.405
66	50.221	1:37.198
121	51.527	1:28.456
18	52.185	1:28.740
55	57.832	1:25.083
67	58.907	1:25.623
44	58.983	1:26.546
136	1:00.054	1:26.263

LAP 7 @ 12:29:15.653

NO	BEHIND	LAP TIME
35		1:16.422
167	1 Lap	1:29.864
188	23.325	1:20.377
19	1 Lap	1:37.610
37	49.378	1:21.829
118	51.127	1:21.820
40	51.808	1:22.890
66	56.099	1:22.300
121	58.466	1:23.361
18	58.931	1:23.168
75	59.756	1:26.203
67	1:06.086	1:23.601
55	1:06.433	1:25.023
44	1:09.511	1:26.950
136	1:09.525	1:25.893

LAP 8 @ 12:30:33.004

NO	BEHIND	LAP TIME
35		1:17.351
167	1 Lap	1:29.839
188	25.956	1:19.982
19	1 Lap	1:34.948
37	54.222	1:22.195
118	54.631	1:20.855
40	56.018	1:21.561
66	1:00.637	1:21.889
121	1:04.747	1:23.632
18	1:05.094	1:23.514
75	1:05.718	1:23.313
55	1:13.717	1:24.635
136	1:16.952	1:24.778

LAP 9 @ 12:31:51.156

NO	BEHIND	LAP TIME
35		1:18.152
44	1 Lap	1:26.253
67	1 Lap	1:50.079
188	27.828	1:20.024
167	1 Lap	1:30.934
118	59.088	1:22.609
40	1:00.675	1:22.809
37	1:00.851	1:24.781
66	1:05.205	1:22.720
19	1 Lap	1:37.540
121	1:09.179	1:22.584
18	1:09.826	1:22.884
75	1:10.307	1:22.741

LAP 10 @ 12:33:10.802

NO	BEHIND	LAP TIME
35		1:19.646
55	1 Lap	1:24.759
44	1 Lap	1:26.624
136	1 Lap	1:50.215
188	30.080	1:21.898
67	1 Lap	1:34.327
167	1 Lap	1:27.932
118	1:00.006	1:20.564
40	1:04.203	1:23.174
37	1:04.419	1:23.214
66	1:07.977	1:22.418
75	1:11.954	1:21.293
121	1:12.503	1:22.970
18	1:12.908	1:22.728
19	1 Lap	1:38.056

Donington Park National
Circuit Length = 1.9790 miles
Start: 12:20 Flag 12:33 End: 12:34

Weather / Track : Bright / Dry

BMCRC - MRO Championships 2018 - Rnd 5 @ Donington Park

RKB/BMCRC F1 & F2 Sidecars

RACE 9 - SECTOR ANALYSIS

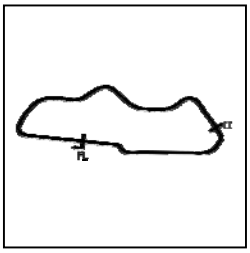

SECTOR 1 = FL to I1, SECTOR 2 = I1 to FL, DIFF = Difference To Personal Best Lap, P = Crossed Finish Line in Pit Lane, D = Time Disallowed

P1 35 F2 REEVES / ALLUM LCR Honda -

IDEAL LAP TIME : 1:16.319 BEST LAP TIME : 1:16.361 DIFFERENCE : 0.042

LAP	SECTOR 1	SECTOR 2	LAP TIME	MPH	DIFF	TIME OF DAY
1 -		27.194	1:19.223	89.93	2.862	12:21:36.400
2 -	49.288	27.291	1:16.579	93.03	0.218	12:22:52.979
3 -	49.454	***27.118***	1:16.572 **(3)**	93.04	0.211	12:24:09.551
4 -	49.398	27.315	1:16.713	92.87	0.352	12:25:26.264
5 -	***49.201***	27.160	***1:16.361*** **(1)**	***93.30***		***12:26:42.625***
6 -	49.315	27.291	1:16.606	93.00	0.245	12:27:59.231
7 -	49.211	27.211	1:16.422 **(2)**	93.22	0.061	12:29:15.653
8 -	49.715	27.636	1:17.351	92.10	0.990	12:30:33.004
9 -	50.137	28.015	1:18.152	91.16	1.791	12:31:51.156
10 -	51.404	28.242	1:19.646	89.45	3.285	12:33:10.802

P2 188 F2 M&R VANNIEUWENHUYSE Shelbourne - Norton OCFB/ Heyrick garage

IDEAL LAP TIME : 1:18.996 BEST LAP TIME : 1:19.080 DIFFERENCE : 0.084

LAP	SECTOR 1	SECTOR 2	LAP TIME	MPH	DIFF	TIME OF DAY
1 -		28.274	1:23.338	85.49	4.258	12:21:40.515
2 -	51.142	***28.011***	1:19.153 **(2)**	90.01	0.073	12:22:59.668
3 -	51.387	28.151	1:19.538 **(3)**	89.57	0.458	12:24:19.206
4 -	***50.985***	28.095	***1:19.080*** **(1)**	***90.09***		***12:25:38.286***
5 -	51.554	28.139	1:19.693	89.40	0.613	12:26:57.979
6 -	52.388	28.234	1:20.622	88.37	1.542	12:28:18.601
7 -	52.072	28.305	1:20.377	88.64	1.297	12:29:38.978
8 -	51.769	28.213	1:19.982	89.07	0.902	12:30:58.960
9 -	51.334	28.690	1:20.024	89.03	0.944	12:32:18.984
10 -	53.245	28.653	1:21.898	86.99	2.818	12:33:40.882

P3 118 F1 BICKNELL / ENSOR LCR Kawasaki -

IDEAL LAP TIME : 1:20.215 BEST LAP TIME : 1:20.215 DIFFERENCE : 0.000

LAP	SECTOR 1	SECTOR 2	LAP TIME	MPH	DIFF	TIME OF DAY
1 -		29.683	1:30.920	78.36	10.705	12:21:48.097
2 -	53.099	29.747	1:22.846	85.99	2.631	12:23:10.943
3 -	52.632	28.506	1:21.138	87.80	0.923	12:24:32.081
4 -	52.186	28.452	1:20.638 **(3)**	88.35	0.423	12:25:52.719
5 -	***52.090***	***28.125***	***1:20.215*** **(1)**	***88.81***		***12:27:12.934***
6 -	1:03.859	28.167	1:32.026	77.41	11.811	12:28:44.960
7 -	52.929	28.891	1:21.820	87.07	1.605	12:30:06.780
8 -	52.384	28.471	1:20.855	88.11	0.640	12:31:27.635
9 -	54.201	28.408	1:22.609	86.24	2.394	12:32:50.244
10 -	52.407	28.157	1:20.564 **(2)**	88.43	0.349	12:34:10.808

P4 40 F2 SMITH / DOBIE Baker Yamaha - R & S Terry Developments

IDEAL LAP TIME : 1:21.424 BEST LAP TIME : 1:21.561 DIFFERENCE : 0.137

LAP	SECTOR 1	SECTOR 2	LAP TIME	MPH	DIFF	TIME OF DAY
1 -		28.959	1:26.241	82.61	4.680	12:21:43.418
2 -	53.109	28.828	1:21.937 **(3)**	86.95	0.376	12:23:05.355
3 -	53.467	28.961	1:22.428	86.43	0.867	12:24:27.783
4 -	***52.871***	28.834	1:21.705 **(2)**	87.19	0.144	12:25:49.488
5 -	53.789	28.802	1:22.591	86.26	1.030	12:27:12.079
6 -	1:03.700	28.792	1:32.492	77.02	10.931	12:28:44.571
7 -	53.871	29.019	1:22.890	85.95	1.329	12:30:07.461
8 -	53.008	***28.553***	***1:21.561*** **(1)**	***87.35***		***12:31:29.022***
9 -	53.906	28.903	1:22.809	86.03	1.248	12:32:51.831
10 -	53.537	29.637	1:23.174	85.65	1.613	12:34:15.005

P5 37 F2 MORPHET / HALLIBURTON LCR Suzuki -

IDEAL LAP TIME : BEST LAP TIME : 1:21.259 DIFFERENCE :

LAP	SECTOR 1	SECTOR 2	LAP TIME	MPH	DIFF	TIME OF DAY

Weather / Track : Bright / Dry

Donington Park National
Circuit Length = 1.9790 miles
Start: 12:20 Flag 12:33 End: 12:34

BMCRC - MRO Championships 2018 - Rnd 5 @ Donington Park

RKB/BMCRC F1 & F2 Sidecars

RACE 9 - SECTOR ANALYSIS

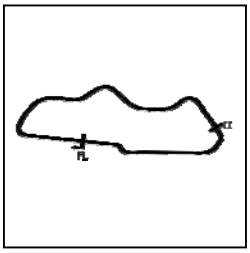

SECTOR 1 = FL to I1, SECTOR 2 = I1 to FL, DIFF = Difference To Personal Best Lap, P = Crossed Finish Line in Pit Lane, D = Time Disallowed

1 -	1:27.460		81.46	6.201	12:21:44.637
2 -	1:22.056		86.82	0.797	12:23:06.693
3 -	1:22.581		86.27	1.322	12:24:29.274
4 -	***1:21.259***	**(1)**	***87.67***		***12:25:50.533***
5 -	1:22.029	**(3)**	86.85	0.770	12:27:12.562
6 -	1:30.640		78.60	9.381	12:28:43.202
7 -	1:21.829	**(2)**	87.06	0.570	12:30:05.031
8 -	1:22.195		86.67	0.936	12:31:27.226
9 -	1:24.781		84.03	3.522	12:32:52.007
10 -	1:23.214		85.61	1.955	12:34:15.221

P6 66 F2 HUNT / CRACKNELL MRE - Mike Snow

IDEAL LAP TIME : 1:21.165 BEST LAP TIME : 1:21.167 DIFFERENCE : 0.002

LAP	SECTOR 1	SECTOR 2	LAP TIME		MPH	DIFF	TIME OF DAY
1 -		28.859	1:27.666		81.27	6.499	12:21:44.843
2 -	53.466	29.039	1:22.505		86.35	1.338	12:23:07.348
3 -	***52.471***	28.696	***1:21.167***	**(1)**	***87.77***		***12:24:28.515***
4 -	52.579	***28.694***	1:21.273	**(2)**	87.66	0.106	12:25:49.788
5 -	53.106	29.360	1:22.466		86.39	1.299	12:27:12.254
6 -	1:07.871	29.327	1:37.198		73.30	16.031	12:28:49.452
7 -	53.092	29.208	1:22.300		86.56	1.133	12:30:11.752
8 -	52.572	29.317	1:21.889	**(3)**	87.00	0.722	12:31:33.641
9 -	53.893	28.827	1:22.720		86.12	1.553	12:32:56.361
10 -	52.719	29.699	1:22.418		86.44	1.251	12:34:18.779

P7 75 F1 CLARKE / CLARKE Windle Suzuki - City Lifting .CYB fibreglass

IDEAL LAP TIME : 1:20.900 BEST LAP TIME : 1:21.293 DIFFERENCE : 0.393

LAP	SECTOR 1	SECTOR 2	LAP TIME		MPH	DIFF	TIME OF DAY
1 -		29.804	1:28.221		80.75	6.928	12:21:45.398
2 -	53.476	29.738	1:23.214		85.61	1.921	12:23:08.612
3 -	53.878	29.317	1:23.195		85.63	1.902	12:24:31.807
4 -	53.783	29.292	1:23.075		85.76	1.782	12:25:54.882
5 -	***53.015***	28.904	1:21.919	**(2)**	86.97	0.626	12:27:16.801
6 -	1:01.446	30.959	1:32.405		77.10	11.112	12:28:49.206
7 -	55.342	30.861	1:26.203		82.64	4.910	12:30:15.409
8 -	53.849	29.464	1:23.313		85.51	2.020	12:31:38.722
9 -	53.902	28.839	1:22.741	**(3)**	86.10	1.448	12:33:01.463
10 -	53.408	***27.885***	***1:21.293***	**(1)**	***87.64***		***12:34:22.756***

P8 121 F1 LAWRENCE / NIX LCR Yamaha -

IDEAL LAP TIME : 1:22.515 BEST LAP TIME : 1:22.584 DIFFERENCE : 0.069

LAP	SECTOR 1	SECTOR 2	LAP TIME		MPH	DIFF	TIME OF DAY
1 -		30.293	1:30.232		78.95	7.648	12:21:47.409
2 -	53.747	29.925	1:23.672		85.14	1.088	12:23:11.081
3 -	54.182	29.554	1:23.736		85.08	1.152	12:24:34.817
4 -	55.055	29.274	1:24.329		84.48	1.745	12:25:59.146
5 -	***53.595***	29.561	1:23.156	**(3)**	85.67	0.572	12:27:22.302
6 -	59.384	29.072	1:28.456		80.54	5.872	12:28:50.758
7 -	53.977	29.384	1:23.361		85.46	0.777	12:30:14.119
8 -	53.944	29.688	1:23.632		85.19	1.048	12:31:37.751
9 -	53.664	***28.920***	***1:22.584***	**(1)**	***86.27***		***12:33:00.335***
10 -	53.836	29.134	1:22.970	**(2)**	85.87	0.386	12:34:23.305

P9 18 F2 BLACKWOOD / BLACKWOOD Shelbourne Suzuki -

IDEAL LAP TIME : 1:22.451 BEST LAP TIME : 1:22.713 DIFFERENCE : 0.262

LAP	SECTOR 1	SECTOR 2	LAP TIME		MPH	DIFF	TIME OF DAY
1 -		31.212	1:31.520		77.84	8.807	12:21:48.697
2 -	55.059	29.425	1:24.484		84.33	1.771	12:23:13.181
3 -	53.611	29.102	***1:22.713***	**(1)**	***86.13***		***12:24:35.894***
4 -	53.853	29.834	1:23.687		85.13	0.974	12:25:59.581

Weather / Track : Bright / Dry

Donington Park National
Circuit Length = 1.9790 miles
Start: 12:20 Flag 12:33 End: 12:34

BMCRC - MRO Championships 2018 - Rnd 5 @ Donington Park

RKB/BMCRC F1 & F2 Sidecars

RACE 9 - SECTOR ANALYSIS

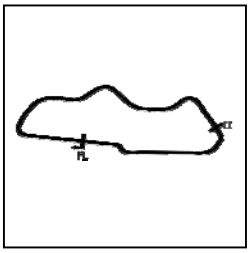

SECTOR 1 = FL to I1, SECTOR 2 = I1 to FL, DIFF = Difference To Personal Best Lap, P = Crossed Finish Line in Pit Lane, D = Time Disallowed

5 -	53.815	29.280	1:23.095	85.74	0.382	12:27:22.676
6 -	59.365	29.375	1:28.740	80.28	6.027	12:28:51.416
7 -	53.688	29.480	1:23.168	85.66	0.455	12:30:14.584
8 -	53.822	29.692	1:23.514	85.31	0.801	12:31:38.098
9 -	53.933	***28.951***	1:22.884 **(3)**	85.95	0.171	12:33:00.982
10 -	***53.500***	29.228	1:22.728 **(2)**	86.12	0.015	12:34:23.710

P10 55 F2 STAINTON / STAINTON

LCR Suzuki - Interfuse Ltd

IDEAL LAP TIME : 1:24.066 BEST LAP TIME : 1:24.066 DIFFERENCE : 0.000

LAP	SECTOR 1	SECTOR 2	LAP TIME	MPH	DIFF	TIME OF DAY
1 -		29.898	1:31.523	77.84	7.457	12:21:48.700
2 -	***54.838***	***29.228***	***1:24.066*** **(1)**	***84.75***		***12:23:12.766***
3 -	55.492	29.441	1:24.933	83.88	0.867	12:24:37.699
4 -	55.573	30.643	1:26.216	82.63	2.150	12:26:03.915
5 -	57.993	30.072	1:28.065	80.90	3.999	12:27:31.980
6 -	55.368	29.715	1:25.083	83.73	1.017	12:28:57.063
7 -	55.224	29.799	1:25.023	83.79	0.957	12:30:22.086
8 -	55.302	29.333	1:24.635 **(2)**	84.18	0.569	12:31:46.721
9 -	54.905	29.854	1:24.759 **(3)**	84.05	0.693	12:33:11.480

P11 44 F2 MOORE / SCHOFIELD

Ireson Honda - Lane Building Services Ltd

IDEAL LAP TIME : 1:24.510 BEST LAP TIME : 1:24.604 DIFFERENCE : 0.094

LAP	SECTOR 1	SECTOR 2	LAP TIME	MPH	DIFF	TIME OF DAY
1 -		30.355	1:32.485	77.03	7.881	12:21:49.662
2 -	55.023	***30.067***	1:25.090 **(2)**	83.73	0.486	12:23:14.752
3 -	***54.443***	30.161	***1:24.604*** **(1)**	***84.21***		***12:24:39.356***
4 -	54.953	30.362	1:25.315 **(3)**	83.50	0.711	12:26:04.671
5 -	56.401	30.596	1:26.997	81.89	2.393	12:27:31.668
6 -	56.103	30.443	1:26.546	82.32	1.942	12:28:58.214
7 -	55.988	30.962	1:26.950	81.93	2.346	12:30:25.164
8 -	55.067	31.186	1:26.253	82.60	1.649	12:31:51.417
9 -	55.643	30.981	1:26.624	82.24	2.020	12:33:18.041

P12 136 F1 EDWARDS / EDWARDS

BMR Suzuki - ECONOMY HEATING SERVICES

IDEAL LAP TIME : 1:24.308 BEST LAP TIME : 1:24.689 DIFFERENCE : 0.381

LAP	SECTOR 1	SECTOR 2	LAP TIME	MPH	DIFF	TIME OF DAY
1 -		30.726	1:33.120	76.51	8.431	12:21:50.297
2 -	55.990	30.619	1:26.609	82.26	1.920	12:23:16.906
3 -	55.445	29.550	1:24.995 **(3)**	83.82	0.306	12:24:41.901
4 -	55.237	***29.452***	***1:24.689*** **(1)**	***84.12***		***12:26:06.590***
5 -	55.921	30.511	1:26.432	82.43	1.743	12:27:33.022
6 -	56.675	29.588	1:26.263	82.59	1.574	12:28:59.285
7 -	55.225	30.668	1:25.893	82.94	1.204	12:30:25.178
8 -	***54.856***	29.922	1:24.778 **(2)**	84.03	0.089	12:31:49.956
9 -	56.605	53.610	1:50.215	64.64	25.526	12:33:40.171

P13 67 F1 JEFFREY / CASWELL

Windle - MJP racing

IDEAL LAP TIME : 1:23.601 BEST LAP TIME : 1:23.601 DIFFERENCE : 0.000

LAP	SECTOR 1	SECTOR 2	LAP TIME	MPH	DIFF	TIME OF DAY
1 -		29.995	1:32.770	76.79	9.169	12:21:49.947
2 -	55.999	29.519	1:25.518 **(3)**	83.31	1.917	12:23:15.465
3 -	56.295	29.351	1:25.646	83.18	2.045	12:24:41.111
4 -	55.556	29.292	1:24.848 **(2)**	83.96	1.247	12:26:05.959
5 -	56.255	30.301	1:26.556	82.31	2.955	12:27:32.515
6 -	56.636	28.987	1:25.623	83.20	2.022	12:28:58.138
7 -	***54.704***	***28.897***	***1:23.601*** **(1)**	***85.22***		***12:30:21.739***
8 -	1:08.808	41.271	1:50.079	64.72	26.478	12:32:11.818
9 -	1:01.040	33.287	1:34.327	75.53	10.726	12:33:46.145

Weather / Track : Bright / Dry

Donington Park National
Circuit Length = 1.9790 miles
Start: 12:20 Flag 12:33 End: 12:34

BMCRC - MRO Championships 2018 - Rnd 5 @ Donington Park

RKB/BMCRC F1 & F2 Sidecars

RACE 9 - SECTOR ANALYSIS

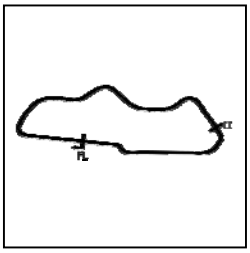

SECTOR 1 = FL to I1, SECTOR 2 = I1 to FL, DIFF = Difference To Personal Best Lap, P = Crossed Finish Line in Pit Lane, D = Time Disallowed

P14 167 F2 PETTMAN / TAYLOR Windle Yamha -

IDEAL LAP TIME : 1:27.806 BEST LAP TIME : 1:27.932 DIFFERENCE : 0.126

LAP	SECTOR 1	SECTOR 2	LAP TIME	MPH	DIFF	TIME OF DAY
1 -		32.246	1:35.789	74.37	7.857	12:21:52.966
2 -	56.815	31.420	1:28.235 **(2)**	80.74	0.303	12:23:21.201
3 -	56.858	31.864	1:28.722	80.30	0.790	12:24:49.923
4 -	***56.724***	31.912	1:28.636 **(3)**	80.38	0.704	12:26:18.559
5 -	58.352	32.291	1:30.643	78.60	2.711	12:27:49.202
6 -	57.745	32.119	1:29.864	79.28	1.932	12:29:19.066
7 -	57.408	32.431	1:29.839	79.30	1.907	12:30:48.905
8 -	57.132	33.802	1:30.934	78.34	3.002	12:32:19.839
9 -	56.850	***31.082***	***1:27.932*** **(1)**	***81.02***		***12:33:47.771***

P15 19 F1 MACBRIDE / THOMPSON LCR Suzuki - Nick Webb

IDEAL LAP TIME : 1:30.593 BEST LAP TIME : 1:31.098 DIFFERENCE : 0.505

LAP	SECTOR 1	SECTOR 2	LAP TIME	MPH	DIFF	TIME OF DAY
1 -		***31.124***	1:36.396	73.90	5.298	12:21:53.573
2 -	***59.469***	31.629	***1:31.098*** **(1)**	***78.20***		***12:23:24.671***
3 -	1:01.783	32.198	1:33.981 **(3)**	75.80	2.883	12:24:58.652
4 -	1:01.414	31.894	1:33.308 **(2)**	76.35	2.210	12:26:31.960
5 -	1:03.656	32.453	1:36.109	74.13	5.011	12:28:08.069
6 -	1:04.715	32.895	1:37.610	72.99	6.512	12:29:45.679
7 -	1:02.762	32.186	1:34.948	75.03	3.850	12:31:20.627
8 -	1:04.203	33.337	1:37.540	73.04	6.442	12:32:58.167
9 -	1:05.174	32.882	1:38.056	72.65	6.958	12:34:36.223

P16 17 F2 CRAWFORD / HARDIE LCR Suzuki - ARC NEWTON AYCLIFFE

IDEAL LAP TIME : 1:16.372 BEST LAP TIME : 1:16.431 DIFFERENCE : 0.059

LAP	SECTOR 1	SECTOR 2	LAP TIME	MPH	DIFF	TIME OF DAY
1 -		27.520	1:20.140	88.90	3.709	12:21:37.317
2 -	49.155	***27.328***	1:16.483 **(2)**	93.15	0.052	12:22:53.800
3 -	49.236	27.371	1:16.607 **(3)**	93.00	0.176	12:24:10.407
4 -	***49.044***	27.387	***1:16.431*** **(1)**	***93.21***		***12:25:26.838***
5 -	49.152	27.667	1:16.819	92.74	0.388	12:26:43.657
6 -	50.963	28.418	1:19.381	89.75	2.950	12:28:03.038

P17 412 F1 PETTIS / PHILLIPS RSR KTM 1190 - Ktp motorcycles

IDEAL LAP TIME : 1:24.448 BEST LAP TIME : 1:24.448 DIFFERENCE : 0.000

LAP	SECTOR 1	SECTOR 2	LAP TIME	MPH	DIFF	TIME OF DAY
1 -		31.053	1:30.989	78.30	6.541	12:21:48.166
2 -	***54.520***	***29.928***	***1:24.448*** **(1)**	***84.36***		***12:23:12.614***
3 -	54.618	30.084	1:24.702 **(2)**	84.11	0.254	12:24:37.316
4 -	55.524	29.937	1:25.461 **(3)**	83.36	1.013	12:26:02.777

Weather / Track : Bright / Dry

Donington Park National
Circuit Length = 1.9790 miles
Start: 12:20 Flag 12:33 End: 12:34

BMCRC - MRO Championships 2018 - Rnd 5 @ Donington Park

RKB/BMCRC F1 & F2 Sidecars

RACE 9 - BEST SECTORS

	SECTOR 1			SECTOR 2			IDEAL / BEST COMPARISON					
POS	NO	NAME	TIME	NO	NAME	TIME	POS	NO	NAME	IDEAL	BEST	DIFF
									PERFECT LAP	1:16.162		
1	17	CRAWFORD / HARDIE	**49.044**	35	REEVES / ALLUM	**27.118**	1	35	REEVES / ALLUM	1:16.319	1:16.361	0.042
2	35	REEVES / ALLUM	**49.201**	17	CRAWFORD / HARDIE	**27.328**	2	17	CRAWFORD / HARDI	1:16.372	1:16.431	0.059
3	188	M&R VANNIEUWENHUYSE	**50.985**	75	CLARKE / CLARKE	**27.885**	3	188	M&R VANNIEUWENH	1:18.996	1:19.080	0.084
4	118	BICKNELL / ENSOR	**52.090**	188	M&R VANNIEUWENHUYSE	**28.011**	4	118	BICKNELL / ENSOR	1:20.215	1:20.215	0.000
5	66	HUNT / CRACKNELL	**52.471**	118	BICKNELL / ENSOR	**28.125**	5	75	CLARKE / CLARKE	1:20.900	1:21.293	0.393
6	40	SMITH / DOBIE	**52.871**	40	SMITH / DOBIE	**28.553**	6	66	HUNT / CRACKNELL	1:21.165	1:21.167	0.002
7	75	CLARKE / CLARKE	**53.015**	66	HUNT / CRACKNELL	**28.694**	7	40	SMITH / DOBIE	1:21.424	1:21.561	0.137
8	18	BLACKWOOD / BLACKWOOD	**53.500**	67	JEFFREY / CASWELL	**28.897**	8	18	BLACKWOOD / BLAC	1:22.451	1:22.713	0.262
9	121	LAWRENCE / NIX	**53.595**	121	LAWRENCE / NIX	**28.920**	9	121	LAWRENCE / NIX	1:22.515	1:22.584	0.069
10	44	MOORE / SCHOFIELD	**54.443**	18	BLACKWOOD / BLACKWOOD	**28.951**	10	67	JEFFREY / CASWELL	1:23.601	1:23.601	0.000
11	412	PETTIS / PHILLIPS	**54.520**	55	STAINTON / STAINTON	**29.228**	11	55	STAINTON / STAINT(	1:24.066	1:24.066	0.000
12	67	JEFFREY / CASWELL	**54.704**	136	EDWARDS / EDWARDS	**29.452**	12	136	EDWARDS / EDWAR	1:24.308	1:24.689	0.381
13	55	STAINTON / STAINTON	**54.838**	412	PETTIS / PHILLIPS	**29.928**	13	412	PETTIS / PHILLIPS	1:24.448	1:24.448	0.000
14	136	EDWARDS / EDWARDS	**54.856**	44	MOORE / SCHOFIELD	**30.067**	14	44	MOORE / SCHOFIELI	1:24.510	1:24.604	0.094
15	167	PETTMAN / TAYLOR	**56.724**	167	PETTMAN / TAYLOR	**31.082**	15	167	PETTMAN / TAYLOR	1:27.806	1:27.932	0.126
16	19	MACBRIDE / THOMPSON	**59.469**	19	MACBRIDE / THOMPSON	**31.124**	16	19	MACBRIDE / THOMP	1:30.593	1:31.098	0.505
17							17	37	MORPHET / HALLIBU		1:21.259	
18												
19												

Weather / Track : Bright / Dry

Donington Park National
Circuit Length = 1.9790 miles
Start: 12:20 Flag 12:33 End: 12:34

Results can be found at www.tsl-timing.com

Printed - 12:35 Sunday, 17 June 2018

BMCRC - MRO Championships 2018 - Rnd 5 @ Donington Park

RKB/BMCRC F1 & F2 Sidecars

RACE 20 - GRID (10 Laps)

ROW 12	24	42 BOURNE / WILKINSON	23	84 COSTELLO / STOKOE
ROW 11	22	57 ANDERSON / MASTERS	21	31 MUNRO / GRAY
ROW 10	20	95 REMNANT / TILLEY	19	70 BELLABY / GRISTWOOD
ROW 9	18	10 WEBB / BYRNE	17	1:31.098 19 MACBRIDE / THOMPSON
ROW 8	16	1:27.932 167 PETTMAN / TAYLOR	15	1:24.689 136 EDWARDS / EDWARDS
ROW 7	14	1:24.604 44 MOORE / SCHOFIELD	13	1:24.448 412 PETTIS / PHILLIPS
ROW 6	12	1:24.066 55 STAINTON / STAINTON	11	1:23.601 67 JEFFREY / CASWELL
ROW 5	10	1:22.713 18 BLACKWOOD / BLACKWOOD	9	1:22.584 121 LAWRENCE / NIX
ROW 4	8	1:21.561 40 SMITH / DOBIE	7	1:21.293 75 CLARKE / CLARKE
ROW 3	6	1:21.259 37 MORPHET / HALLIBURTON	5	1:21.167 66 HUNT / CRACKNELL
ROW 2	4	1:20.215 118 BICKNELL / ENSOR	3	1:19.080 188 M&R VANNIEUWENHUYSE
ROW 1	2	1:16.431 17 CRAWFORD / HARDIE	1	1:16.361 35 REEVES / ALLUM **Pole**

Donington Park National
Circuit Length = 1.9790 miles

These results are provisional until the conclusion of any judicial and technical matters.

Clerk Of Course :		Timekeeper :

Results can be found at www.tsl-timing.com

Printed - 12:39 Sunday, 17 June 2018

BMCRC - MRO Championships 2018 - Rnd 5 @ Donington Park

RKB/BMCRC F1 & F2 Sidecars

RACE 20 - CLASSIFICATION

POS	NO	CL	PIC	NAME	ENTRY	LAPS	TIME	GAP	DIFF	MPH	BEST	ON
1	**75**	F1	1	CLARKE / CLARKE	Windle Suzuki - City Lifting .CYB fibreglass	**5**	6:48.746			86.81	**1:19.104**	5
2	**10**	F1	2	WEBB / BYRNE	LCR Suzuki - ANtech Racing	**5**	6:52.000	**3.254**	3.254	86.13	**1:20.096**	3
3	**118**	F1	3	BICKNELL / ENSOR	LCR Kawasaki -	**5**	6:52.523	**3.777**	0.523	86.02	**1:19.482**	2
4	**188**	F2	1	M&R VANNIEUWENHUYSE	Shelbourne - Norton OCFB/ Heyrick garage	**5**	6:53.103	**4.357**	0.580	85.90	**1:20.157**	2
5	**66**	F2	2	HUNT / CRACKNELL	MRE - Mike Snow	**5**	6:54.199	**5.453**	1.096	85.67	**1:21.086**	3
6	**40**	F2	3	SMITH / DOBIE	Baker Yamaha - R & S Terry Developments	**5**	6:54.247	**5.501**	0.048	85.66	**1:21.692**	3
7	**37**	F2	4	MORPHET / HALLIBURTON	LCR Suzuki -	**5**	6:57.067	**8.321**	2.820	85.08	**1:21.581**	3
8	**18**	F2	5	BLACKWOOD / BLACKWOOD	Shelbourne Suzuki -	**5**	6:57.202	**8.456**	0.135	85.05	**1:22.036**	4
9	**55**	F2	6	STAINTON / STAINTON	LCR Suzuki - Interfuse Ltd	**5**	7:11.487	**22.741**	14.285	82.24	**1:23.974**	4
10	**44**	F2	7	MOORE / SCHOFIELD	Ireson Honda - Lane Building Services Ltd	**5**	7:15.045	**26.299**	3.558	81.57	**1:25.040**	2
11	**67**	F1	4	JEFFREY / CASWELL	Windle - MJP racing	**5**	7:15.218	**26.472**	0.173	81.53	**1:24.619**	4
12	**84**	F2	8	COSTELLO / STOKOE	LCR Kawasaki - NGK spark plugs	**5**	7:16.229	**27.483**	1.011	81.34	**1:25.208**	4
13	**121**	F1	5	LAWRENCE / NIX	LCR Yamaha -	**5**	7:29.939	**41.193**	13.710	78.87	**1:25.156**	2
14	**167**	F2	9	PETTMAN / TAYLOR	Windle Yamha -	**5**	7:37.801	**49.055**	7.862	77.51	**1:28.455**	2
15	**57**	F1	6	ANDERSON / MASTERS	Baker -	**5**	8:01.562	**1:12.816**	23.761	73.69	**1:28.781**	4
16	**19**	F1	7	MACBRIDE / THOMPSON	LCR Suzuki - Nick Webb	**5**	8:04.505	**1:15.759**	2.943	73.24	**1:34.931**	2

FASTEST LAP

75	F1	CLARKE / CLARKE	Windle Suzuki - City Lifting .CYB fibreglass	**5**	1:19.104	90.06 mph	144.94 kph
188	F2	M&R VANNIEUWENHUYSE	Shelbourne - Norton OCFB/ Heyrick garage	**2**	1:20.157	88.88 mph	143.04 kph

Class F1 - 92.5% of Race Speed = 80.29 mph
Class F2 - 92.5% of Race Speed = 79.45 mph

Donington Park National
Circuit Length = 1.9790 miles
Start: 17:16 Flag 17:23 End: 17:24

Weather / Track : Bright / Dry
These results are provisional until the conclusion of any judicial and technical matters.

Clerk Of Course :		Timekeeper :

Results can be found at www.tsl-timing.com

Printed - 17:25 Sunday, 17 June 2018

BMCRC - MRO Championships 2018 - Rnd 5 @ Donington Park

RKB/BMCRC F1 & F2 Sidecars

RACE 20 - LAP CHART

LAP 1 @ 17:18:07.022

NO	BEHIND	LAP TIME
75		1:23.718
118	0.037	1:23.755
66	1.442	1:25.160
188	1.861	1:25.579
40	2.580	1:26.298
18	3.616	1:27.334
10	4.098	1:27.816
37	5.122	1:28.840
55	7.054	1:30.772
121	7.108	1:30.826
44	7.547	1:31.265
67	7.844	1:31.562
84	8.758	1:32.476
167	11.298	1:35.016
19	18.158	1:41.876
57	20.158	1:43.876

LAP 2 @ 17:19:26.541

NO	BEHIND	LAP TIME
118		1:19.482
75	1.870	1:21.389
188	2.499	1:20.157
66	3.141	1:21.218
40	4.956	1:21.895
10	6.348	1:21.769
18	6.406	1:22.309
37	7.552	1:21.949
121	12.745	1:25.156
44	13.068	1:25.040
55	13.214	1:25.679
67	14.240	1:25.915
84	14.693	1:25.454
167	20.234	1:28.455
19	33.570	1:34.931
57	42.491	1:41.852

LAP 3 @ 17:20:48.558

NO	BEHIND	LAP TIME
118		1:22.017
188	0.661	1:20.179
75	1.420	1:21.567
66	2.210	1:21.086
10	4.427	1:20.096
40	4.631	1:21.692
18	6.882	1:22.493
37	7.116	1:21.581
44	17.670	1:26.619
55	17.810	1:26.613
121	18.611	1:27.883
67	18.732	1:26.509
84	19.393	1:26.717
167	29.772	1:31.555
19	47.519	1:35.966
57	56.289	1:35.815

LAP 4 @ 17:22:11.220

NO	BEHIND	LAP TIME
188		1:22.001
118	1.263	1:23.925
66	1.680	1:22.132
75	1.726	1:22.968
10	1.906	1:20.141
40	4.002	1:22.033
18	6.256	1:22.036
37	6.750	1:22.296
55	19.122	1:23.974
44	20.634	1:25.626
67	20.689	1:24.619
121	21.228	1:25.279
84	21.939	1:25.208
167	38.903	1:31.793
19	1:01.487	1:36.630
57	1:02.408	1:28.781

LAP 5 @ 17:23:32.050

NO	BEHIND	LAP TIME
75		1:19.104
10	3.254	1:22.178
118	3.777	1:23.344
188	4.357	1:25.187
66	5.453	1:24.603
40	5.501	1:22.329
37	8.321	1:22.401
18	8.456	1:23.030
55	22.741	1:24.449
44	26.299	1:26.495
67	26.472	1:26.613
84	27.483	1:26.374
121	41.193	1:40.795
167	49.055	1:30.982
57	1:12.816	1:31.238
19	1:15.759	1:35.102

Weather / Track : Bright / Dry

Donington Park National
Circuit Length = 1.9790 miles
Start: 17:16 Flag 17:23 End: 17:24

Results can be found at www.tsl-timing.com

Printed - 17:26 Sunday, 17 June 2018

BMCRC - MRO Championships 2018 - Rnd 5 @ Donington Park

RKB/BMCRC F1 & F2 Sidecars

RACE 20 - SECTOR ANALYSIS

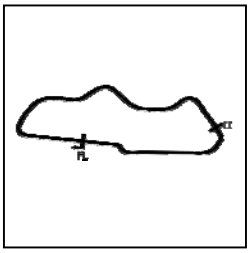

SECTOR 1 = FL to I1, SECTOR 2 = I1 to FL, DIFF = Difference To Personal Best Lap, P = Crossed Finish Line in Pit Lane, D = Time Disallowed

P1 75 F1 CLARKE / CLARKE

Windle Suzuki - City Lifting .CYB fibreglass

IDEAL LAP TIME : 1:19.104 BEST LAP TIME : 1:19.104 DIFFERENCE : 0.000

LAP	SECTOR 1	SECTOR 2	LAP TIME	MPH	DIFF	TIME OF DAY
1 -		27.862	1:23.718	85.10	4.614	17:18:07.022
2 -	52.459	28.930	1:21.389 (2)	87.53	2.285	17:19:28.411
3 -	52.698	28.869	1:21.567 (3)	87.34	2.463	17:20:49.978
4 -	52.906	30.062	1:22.968	85.87	3.864	17:22:12.946
5 -	***51.645***	***27.459***	***1:19.104 (1)***	***90.06***		***17:23:32.050***

P2 10 F1 WEBB / BYRNE

LCR Suzuki - ANtech Racing

IDEAL LAP TIME : 1:20.067 BEST LAP TIME : 1:20.096 DIFFERENCE : 0.029

LAP	SECTOR 1	SECTOR 2	LAP TIME	MPH	DIFF	TIME OF DAY
1 -		28.362	1:27.816	81.13	7.720	17:18:11.120
2 -	53.527	28.242	1:21.769 (3)	87.13	1.673	17:19:32.889
3 -	***52.498***	27.598	***1:20.096 (1)***	***88.95***		***17:20:52.985***
4 -	52.572	***27.569***	1:20.141 (2)	88.90	0.045	17:22:13.126
5 -	54.502	27.676	1:22.178	86.69	2.082	17:23:35.304

P3 118 F1 BICKNELL / ENSOR

LCR Kawasaki -

IDEAL LAP TIME : 1:19.003 BEST LAP TIME : 1:19.482 DIFFERENCE : 0.479

LAP	SECTOR 1	SECTOR 2	LAP TIME	MPH	DIFF	TIME OF DAY
1 -		***27.632***	1:23.755	85.06	4.273	17:18:07.059
2 -	***51.371***	28.111	***1:19.482 (1)***	***89.63***		***17:19:26.541***
3 -	53.066	28.951	1:22.017 (2)	86.86	2.535	17:20:48.558
4 -	53.704	30.221	1:23.925	84.89	4.443	17:22:12.483
5 -	54.380	28.964	1:23.344 (3)	85.48	3.862	17:23:35.827

P4 188 F2 M&R VANNIEUWENHUYSE

Shelbourne - Norton OCFB/ Heyrick garage

IDEAL LAP TIME : 1:20.122 BEST LAP TIME : 1:20.157 DIFFERENCE : 0.035

LAP	SECTOR 1	SECTOR 2	LAP TIME	MPH	DIFF	TIME OF DAY
1 -		28.634	1:25.579	83.25	5.422	17:18:08.883
2 -	***51.941***	28.216	***1:20.157 (1)***	***88.88***		***17:19:29.040***
3 -	51.998	***28.181***	1:20.179 (2)	88.85	0.022	17:20:49.219
4 -	53.224	28.777	1:22.001 (3)	86.88	1.844	17:22:11.220
5 -	56.222	28.965	1:25.187	83.63	5.030	17:23:36.407

P5 66 F2 HUNT / CRACKNELL

MRE - Mike Snow

IDEAL LAP TIME : 1:21.043 BEST LAP TIME : 1:21.086 DIFFERENCE : 0.043

LAP	SECTOR 1	SECTOR 2	LAP TIME	MPH	DIFF	TIME OF DAY
1 -		28.623	1:25.160	83.66	4.074	17:18:08.464
2 -	52.778	***28.440***	1:21.218 (2)	87.72	0.132	17:19:29.682
3 -	***52.603***	28.483	***1:21.086 (1)***	***87.86***		***17:20:50.768***
4 -	52.717	29.415	1:22.132 (3)	86.74	1.046	17:22:12.900
5 -	54.146	30.457	1:24.603	84.21	3.517	17:23:37.503

P6 40 F2 SMITH / DOBIE

Baker Yamaha - R & S Terry Developments

IDEAL LAP TIME : 1:21.544 BEST LAP TIME : 1:21.692 DIFFERENCE : 0.148

LAP	SECTOR 1	SECTOR 2	LAP TIME	MPH	DIFF	TIME OF DAY
1 -		28.781	1:26.298	82.55	4.606	17:18:09.602
2 -	***53.106***	28.789	1:21.895 (2)	86.99	0.203	17:19:31.497
3 -	53.254	***28.438***	***1:21.692 (1)***	***87.21***		***17:20:53.189***
4 -	53.303	28.730	1:22.033 (3)	86.85	0.341	17:22:15.222
5 -	53.390	28.939	1:22.329	86.53	0.637	17:23:37.551

P7 37 F2 MORPHET / HALLIBURTON

LCR Suzuki -

IDEAL LAP TIME : BEST LAP TIME : 1:21.581 DIFFERENCE :

LAP	SECTOR 1	SECTOR 2	LAP TIME	MPH	DIFF	TIME OF DAY

Weather / Track : Bright / Dry

Donington Park National
Circuit Length = 1.9790 miles
Start: 17:16 Flag 17:23 End: 17:24

BMCRC - MRO Championships 2018 - Rnd 5 @ Donington Park

RKB/BMCRC F1 & F2 Sidecars

RACE 20 - SECTOR ANALYSIS

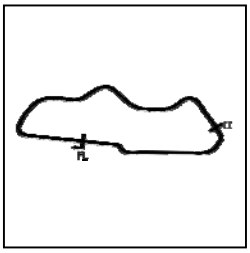

SECTOR 1 = FL to I1, SECTOR 2 = I1 to FL, DIFF = Difference To Personal Best Lap, P = Crossed Finish Line in Pit Lane, D = Time Disallowed

1 -			1:28.840		80.19	7.259	17:18:12.144
2 -			1:21.949	(2)	86.93	0.368	17:19:34.093
3 -			***1:21.581***	***(1)***	***87.33***		***17:20:55.674***
4 -			1:22.296	(3)	86.57	0.715	17:22:17.970
5 -			1:22.401		86.46	0.820	17:23:40.371

P8 18 F2 BLACKWOOD / BLACKWOOD

Shelbourne Suzuki -

IDEAL LAP TIME : 1:21.823 BEST LAP TIME : 1:22.036 DIFFERENCE : 0.213

LAP	SECTOR 1	SECTOR 2	LAP TIME		MPH	DIFF	TIME OF DAY
1 -		29.038	1:27.334		81.57	5.298	17:18:10.638
2 -	***52.968***	29.341	1:22.309	(2)	86.55	0.273	17:19:32.947
3 -	53.496	28.997	1:22.493	(3)	86.36	0.457	17:20:55.440
4 -	53.181	***28.855***	***1:22.036***	***(1)***	***86.84***		***17:22:17.476***
5 -	53.679	29.351	1:23.030		85.80	0.994	17:23:40.506

P9 55 F2 STAINTON / STAINTON

LCR Suzuki - Interfuse Ltd

IDEAL LAP TIME : 1:23.630 BEST LAP TIME : 1:23.974 DIFFERENCE : 0.344

LAP	SECTOR 1	SECTOR 2	LAP TIME		MPH	DIFF	TIME OF DAY
1 -		***29.113***	1:30.772		78.48	6.798	17:18:14.076
2 -	56.124	29.555	1:25.679	(3)	83.15	1.705	17:19:39.755
3 -	56.359	30.254	1:26.613		82.25	2.639	17:21:06.368
4 -	***54.517***	29.457	***1:23.974***	***(1)***	***84.84***		***17:22:30.342***
5 -	54.686	29.763	1:24.449	(2)	84.36	0.475	17:23:54.791

P10 44 F2 MOORE / SCHOFIELD

Ireson Honda - Lane Building Services Ltd

IDEAL LAP TIME : 1:24.716 BEST LAP TIME : 1:25.040 DIFFERENCE : 0.324

LAP	SECTOR 1	SECTOR 2	LAP TIME		MPH	DIFF	TIME OF DAY
1 -		***29.978***	1:31.265		78.06	6.225	17:18:14.569
2 -	***54.738***	30.302	***1:25.040***	***(1)***	***83.77***		***17:19:39.609***
3 -	55.923	30.696	1:26.619		82.25	1.579	17:21:06.228
4 -	55.161	30.465	1:25.626	(2)	83.20	0.586	17:22:31.854
5 -	55.300	31.195	1:26.495	(3)	82.37	1.455	17:23:58.349

P11 67 F1 JEFFREY / CASWELL

Windle - MJP racing

IDEAL LAP TIME : 1:24.557 BEST LAP TIME : 1:24.619 DIFFERENCE : 0.062

LAP	SECTOR 1	SECTOR 2	LAP TIME		MPH	DIFF	TIME OF DAY
1 -		***29.470***	1:31.562		77.81	6.943	17:18:14.866
2 -	55.903	30.012	1:25.915	(2)	82.92	1.296	17:19:40.781
3 -	56.218	30.291	1:26.509	(3)	82.35	1.890	17:21:07.290
4 -	***55.087***	29.532	***1:24.619***	***(1)***	***84.19***		***17:22:31.909***
5 -	55.434	31.179	1:26.613		82.25	1.994	17:23:58.522

P12 84 F2 COSTELLO / STOKOE

LCR Kawasaki - NGK spark plugs

IDEAL LAP TIME : 1:25.100 BEST LAP TIME : 1:25.208 DIFFERENCE : 0.108

LAP	SECTOR 1	SECTOR 2	LAP TIME		MPH	DIFF	TIME OF DAY
1 -		29.906	1:32.476		77.04	7.268	17:18:15.780
2 -	55.564	29.890	1:25.454	(2)	83.37	0.246	17:19:41.234
3 -	56.477	30.240	1:26.717		82.15	1.509	17:21:07.951
4 -	55.339	***29.869***	***1:25.208***	***(1)***	***83.61***		***17:22:33.159***
5 -	***55.231***	31.143	1:26.374	(3)	82.48	1.166	17:23:59.533

P13 121 F1 LAWRENCE / NIX

LCR Yamaha -

IDEAL LAP TIME : 1:24.180 BEST LAP TIME : 1:25.156 DIFFERENCE : 0.976

LAP	SECTOR 1	SECTOR 2	LAP TIME		MPH	DIFF	TIME OF DAY
1 -		30.370	1:30.826		78.44	5.670	17:18:14.130
2 -	54.517	30.639	***1:25.156***	***(1)***	***83.66***		***17:19:39.286***
3 -	56.466	31.417	1:27.883	(3)	81.06	2.727	17:21:07.169
4 -	55.429	***29.850***	1:25.279	(2)	83.54	0.123	17:22:32.448

Weather / Track : Bright / Dry

Donington Park National
Circuit Length = 1.9790 miles
Start: 17:16 Flag 17:23 End: 17:24

BMCRC - MRO Championships 2018 - Rnd 5 @ Donington Park

RKB/BMCRC F1 & F2 Sidecars

RACE 20 - SECTOR ANALYSIS

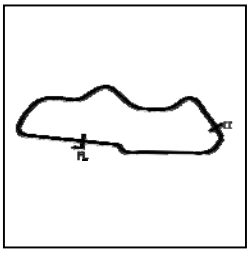

SECTOR 1 = FL to I1, SECTOR 2 = I1 to FL, DIFF = Difference To Personal Best Lap, P = Crossed Finish Line in Pit Lane, D = Time Disallowed

5 -	***54.330***	46.465	1:40.795	70.68	15.639	17:24:13.243

P14 167 F2 PETTMAN / TAYLOR Windle Yamha -

IDEAL LAP TIME : 1:28.455 BEST LAP TIME : 1:28.455 DIFFERENCE : 0.000

LAP	SECTOR 1	SECTOR 2	LAP TIME	MPH	DIFF	TIME OF DAY
1 -		31.798	1:35.016	74.98	6.561	17:18:18.320
2 -	***56.747***	***31.708***	***1:28.455*** **(1)**	***80.54***		***17:19:46.775***
3 -	58.889	32.666	1:31.555 **(3)**	77.81	3.100	17:21:18.330
4 -	59.181	32.612	1:31.793	77.61	3.338	17:22:50.123
5 -	58.449	32.533	1:30.982 **(2)**	78.30	2.527	17:24:21.105

P15 57 F1 ANDERSON / MASTERS Baker -

IDEAL LAP TIME : 1:28.781 BEST LAP TIME : 1:28.781 DIFFERENCE : 0.000

LAP	SECTOR 1	SECTOR 2	LAP TIME	MPH	DIFF	TIME OF DAY
1 -		35.244	1:43.876	68.58	15.095	17:18:27.180
2 -	1:05.748	36.104	1:41.852	69.95	13.071	17:20:09.032
3 -	1:03.216	32.599	1:35.815 **(3)**	74.35	7.034	17:21:44.847
4 -	***58.302***	***30.479***	***1:28.781*** **(1)**	***80.24***		***17:23:13.628***
5 -	1:00.304	30.934	1:31.238 **(2)**	78.08	2.457	17:24:44.866

P16 19 F1 MACBRIDE / THOMPSON LCR Suzuki - Nick Webb

IDEAL LAP TIME : 1:34.182 BEST LAP TIME : 1:34.931 DIFFERENCE : 0.749

LAP	SECTOR 1	SECTOR 2	LAP TIME	MPH	DIFF	TIME OF DAY
1 -		32.491	1:41.876	69.93	6.945	17:18:25.180
2 -	***1:02.232***	32.699	***1:34.931*** **(1)**	***75.05***		***17:20:00.111***
3 -	1:03.225	32.741	1:35.966 **(3)**	74.24	1.035	17:21:36.077
4 -	1:03.673	32.957	1:36.630	73.73	1.699	17:23:12.707
5 -	1:03.152	***31.950***	1:35.102 **(2)**	74.91	0.171	17:24:47.809

Weather / Track : Bright / Dry

Donington Park National
Circuit Length = 1.9790 miles
Start: 17:16 Flag 17:23 End: 17:24

BMCRC - MRO Championships 2018 - Rnd 5 @ Donington Park

RKB/BMCRC F1 & F2 Sidecars

RACE 20 - BEST SECTORS

	SECTOR 1			SECTOR 2			IDEAL / BEST COMPARISON					
POS	NO	NAME	TIME	NO	NAME	TIME	POS	NO	NAME	IDEAL	BEST	DIFF
									PERFECT LAP	1:18.830		
1	118	BICKNELL / ENSOR	**51.371**	75	CLARKE / CLARKE	**27.459**	1	118	BICKNELL / ENSOR	1:19.003	1:19.482	0.479
2	75	CLARKE / CLARKE	**51.645**	10	WEBB / BYRNE	**27.569**	2	75	CLARKE / CLARKE	1:19.104	1:19.104	0.000
3	188	M&R VANNIEUWENHUYSE	**51.941**	118	BICKNELL / ENSOR	**27.632**	3	10	WEBB / BYRNE	1:20.067	1:20.096	0.029
4	10	WEBB / BYRNE	**52.498**	188	M&R VANNIEUWENHUYSE	**28.181**	4	188	M&R VANNIEUWENH	1:20.122	1:20.157	0.035
5	66	HUNT / CRACKNELL	**52.603**	40	SMITH / DOBIE	**28.438**	5	66	HUNT / CRACKNELL	1:21.043	1:21.086	0.043
6	18	BLACKWOOD / BLACKWOOD	**52.968**	66	HUNT / CRACKNELL	**28.440**	6	40	SMITH / DOBIE	1:21.544	1:21.692	0.148
7	40	SMITH / DOBIE	**53.106**	18	BLACKWOOD / BLACKWOOD	**28.855**	7	18	BLACKWOOD / BLAC	1:21.823	1:22.036	0.213
8	121	LAWRENCE / NIX	**54.330**	55	STAINTON / STAINTON	**29.113**	8	55	STAINTON / STAINT(	1:23.630	1:23.974	0.344
9	55	STAINTON / STAINTON	**54.517**	67	JEFFREY / CASWELL	**29.470**	9	121	LAWRENCE / NIX	1:24.180	1:25.156	0.976
10	44	MOORE / SCHOFIELD	**54.738**	121	LAWRENCE / NIX	**29.850**	10	67	JEFFREY / CASWELL	1:24.557	1:24.619	0.062
11	67	JEFFREY / CASWELL	**55.087**	84	COSTELLO / STOKOE	**29.869**	11	44	MOORE / SCHOFIELI	1:24.716	1:25.040	0.324
12	84	COSTELLO / STOKOE	**55.231**	44	MOORE / SCHOFIELD	**29.978**	12	84	COSTELLO / STOKO	1:25.100	1:25.208	0.108
13	167	PETTMAN / TAYLOR	**56.747**	57	ANDERSON / MASTERS	**30.479**	13	167	PETTMAN / TAYLOR	1:28.455	1:28.455	0.000
14	57	ANDERSON / MASTERS	**58.302**	167	PETTMAN / TAYLOR	**31.708**	14	57	ANDERSON / MASTE	1:28.781	1:28.781	0.000
15	19	MACBRIDE / THOMPSON	**1:02.232**	19	MACBRIDE / THOMPSON	**31.950**	15	19	MACBRIDE / THOMP	1:34.182	1:34.931	0.749
16							16	37	MORPHET / HALLIBU		1:21.581	

Weather / Track : Bright / Dry

Donington Park National
Circuit Length = 1.9790 miles
Start: 17:16 Flag 17:23 End: 17:24

Results can be found at www.tsl-timing.com

Printed - 17:25 Sunday, 17 June 2018

BMCRC-MRO Championships 2018

BMCRC Thunderbike Extreme

Donington National Circuit

16th & 17th June 2018

Results Provided by Timing Solutions Ltd
www.tsl-timing.com

Donington Park National

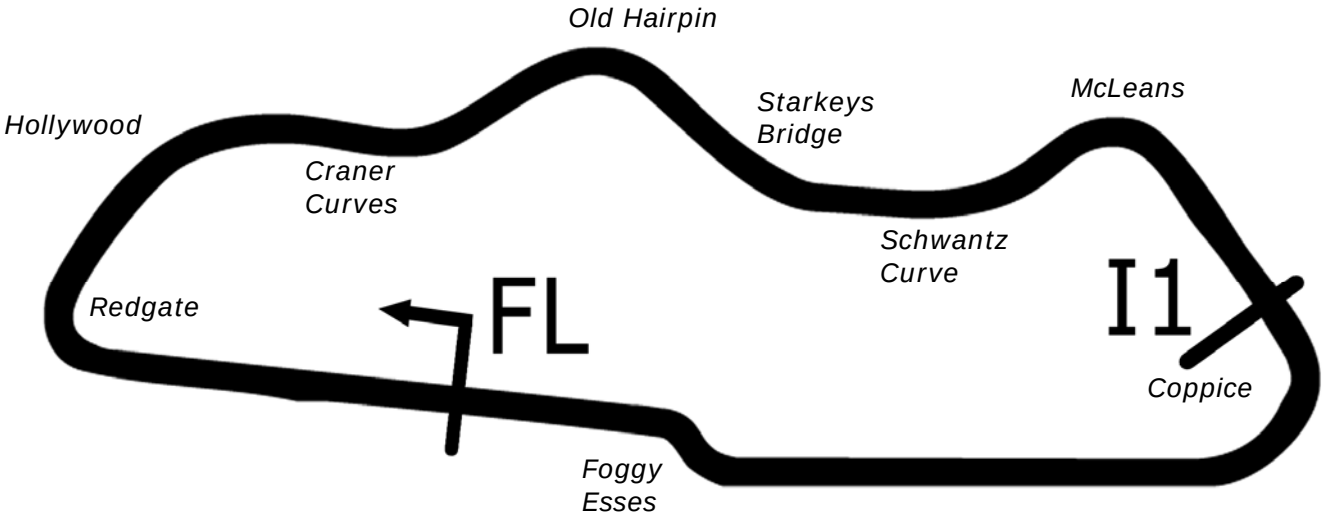

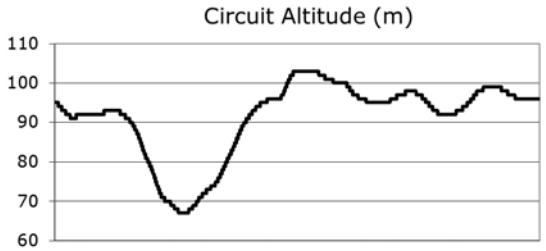

Length	1.9790 miles	3185.0 m	
FL		52.82971 N	1.37867 W
I1	2096m	52.82978 N	1.36508 W
Pit Entry	3100m	52.82951 N	1.37832 W
Pit Exit	229m after FL	52.82996 N	1.38205 W

Pit Entry–Pit Exit 287m, 17.2s @60kph, 12.9s @80kph

All results available at www.tsl-timing.com

BMCRC - MRO Championships 2018 - Rnd 5 @ Donington Park

BMCRC Thunderbike Extreme

FREE PRACTICE - CLASSIFICATION

POS	NO	CL	PIC	NAME	ENTRY	TIME	ON	LAPS	GAP	DIFF	MPH
1	42		1	Alan WOOD	Suzuki - J.Clubb Aggregates & Concrete	1:29.229	7	8			79.84
2	64		2	Barry CHAMBERLAIN	Suzuki - Airsys.co.uk	1:31.929	3	8	2.700	2.700	77.50
3	114		3	Ricky MARTIN	Suzuki - T.B.R Performance	1:32.421	3	5	3.192	0.492	77.08
4	82		4	Matt HINNELLS	Aprilia - Bears repairs/Jamie Vale Carpentry	1:33.213	3	6	3.984	0.792	76.43
5	303		5	Adam NORTON	Honda - Cozens Smith Fabrication	1:34.047	4	8	4.818	0.834	75.75
6	77*		6	David MAY	Suzuki - ELP Racing	1:34.160	3	8	4.931	0.113	75.66
7	228		7	Clive EMERSON	Honda -	1:35.072	8	8	5.843	0.912	74.93
8	69		8	Tony RUSSO	Suzuki - Titan Elevators	1:35.195	4	8	5.966	0.123	74.84
9	35	R	1	Stephen HARVEY	Yamaha -	1:35.304	8	8	6.075	0.109	74.75
10	99	R	2	Robert BREEN	Suzuki - Traxden Motorcycles	1:35.489	8	8	6.260	0.185	74.61
11	777	R	3	Darren CONNEELY	Suzuki -	1:35.971	3	3	6.742	0.482	74.23
12	43		9	Richard WILLSHER	Yamaha - Willsher Plant	1:36.809	7	7	7.580	0.838	73.59
13	19		10	Ray MALONEY	Kawasaki - Rosemount Engineering Solutions Ltd	1:38.345	7	7	9.116	1.536	72.44
14	49*		11	Ross McLURG	Suzuki - E.D.I Building / Steve Jordan Motorcycles	1:39.796	2	4	10.567	1.451	71.39
15	131*		12	Doug EDMONDSON	Yamaha - Anyone want to lend me a bike for the Classic T	1:40.390	2	3	11.161	0.594	70.96
16	23		13	Claire BECKETT	Suzuki - Cowpers Oak	1:41.856	7	7	12.627	1.466	69.94
17	177	R	4	Samuel ELLIOTT	Suzuki - J.D.E Racing	1:42.647	7	7	13.418	0.791	69.40
18	117		14	Raymond STAGG	Suzuki -	1:46.429	3	5	17.200	3.782	66.94
19	15		15	Stacey KILLWORTH	Honda - BK/Everns	1:48.834	1	4	19.605	2.405	65.46
20	85		16	Carl TUCKER	Aprilia - Kenny Wilson Racing	1:52.163	2	6	22.934	3.329	63.52
21	119		17	Simon HEALEY	Yamaha - Popular Tyres / Steam Packet	1:54.428	2	3	25.199	2.265	62.26
22	10*	R	5	Alexandru TRAXLER	Yamaha - Traxden Motorcycles	2:00.658	1	2	31.429	6.230	59.04
23	76*		18	Jason BYARD	Suzuki - May Construction			0			
24	258		19	Ande FRIEND	Suzuki - Flying colours MCT			0			

*** No. 10, 49, 76, 77 & 131 - Please fit a working transponder for Qualifying**

Donington Park National
Circuit Length = 1.9790 miles
Start: 09:00 Flag 09:13 End: 09:15

Weather / Track : Cloudy / Wet

These results are provisional until the conclusion of any judicial and technical matters.

Clerk Of Course :		Timekeeper :

Results can be found at www.tsl-timing.com

Printed - 09:15 Saturday, 16 June 2018

BMCRC - MRO Championships 2018 - Rnd 5 @ Donington Park

BMCRC Thunderbike Extreme

FREE PRACTICE - SECTOR ANALYSIS

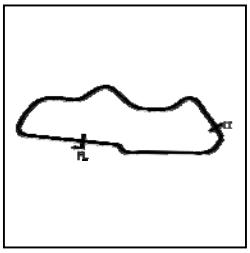

SECTOR 1 = FL to I1, SECTOR 2 = I1 to FL, DIFF = Difference To Personal Best Lap, P = Crossed Finish Line in Pit Lane, D = Time Disallowed

P1 42 Alan WOOD Suzuki - J.Clubb Aggregates & Concrete

IDEAL LAP TIME : 1:28.706 BEST LAP TIME : 1:29.229 DIFFERENCE : 0.523

LAP	SECTOR 1	SECTOR 2	LAP TIME		MPH	DIFF	TIME OF DAY
1 -	1:04.975	32.620	1:37.595		73.00	8.366	09:02:28.511
2 -	1:01.642	31.588	1:33.230		76.42	4.001	09:04:01.741
3 -	1:00.665	32.096	1:32.761		76.80	3.532	09:05:34.502
4 -	59.692	***30.674***	1:30.366	**(2)**	78.84	1.137	09:07:04.868
5 -	1:02.962	30.724	1:33.686		76.04	4.457	09:08:38.554
6 -	1:00.613	30.900	1:31.513	**(3)**	77.85	2.284	09:10:10.067
7 -	***58.032***	31.197	***1:29.229***	**(1)**	***79.84***		***09:11:39.296***
8 -	58.155	IN PIT	1:36.411	**P**	73.89	7.182	09:13:15.707

P2 64 Barry CHAMBERLAIN Suzuki - Airsys.co.uk

IDEAL LAP TIME : 1:31.591 BEST LAP TIME : 1:31.929 DIFFERENCE : 0.338

LAP	SECTOR 1	SECTOR 2	LAP TIME		MPH	DIFF	TIME OF DAY
1 -	1:04.977	33.286	1:38.263		72.50	6.334	09:02:30.424
2 -	1:01.653	***31.747***	1:33.400	**(2)**	76.28	1.471	09:04:03.824
3 -	***59.844***	32.085	***1:31.929***	**(1)**	***77.50***		***09:05:35.753***
4 -	1:01.373	33.854	1:35.227		74.81	3.298	09:07:10.980
5 -	1:03.521	33.107	1:36.628		73.73	4.699	09:08:47.608
6 -	1:01.712	33.454	1:35.166		74.86	3.237	09:10:22.774
7 -	1:01.790	31.875	1:33.665	**(3)**	76.06	1.736	09:11:56.439
8 -	1:02.031	33.865	1:35.896		74.29	3.967	09:13:32.335

P3 114 Ricky MARTIN Suzuki - T.B.R Performance

IDEAL LAP TIME : 1:31.738 BEST LAP TIME : 1:32.421 DIFFERENCE : 0.683

LAP	SECTOR 1	SECTOR 2	LAP TIME		MPH	DIFF	TIME OF DAY
1 -	1:05.703	32.717	1:38.420		72.39	5.999	09:02:29.447
2 -	1:01.878	***31.512***	1:33.390	**(2)**	76.28	0.969	09:04:02.837
3 -	***1:00.226***	32.195	***1:32.421***	**(1)**	***77.08***		***09:05:35.258***
4 -	1:01.497	32.198	1:33.695	**(3)**	76.04	1.274	09:07:08.953
5 -	1:05.335	IN PIT	1:45.459	**P**	67.55	13.038	09:08:54.412

P4 82 Matt HINNELLS Aprilia - Bears repairs/Jamie Vale Carpentry

IDEAL LAP TIME : 1:33.213 BEST LAP TIME : 1:33.213 DIFFERENCE : 0.000

LAP	SECTOR 1	SECTOR 2	LAP TIME		MPH	DIFF	TIME OF DAY
1 -	1:06.053	32.889	1:38.942		72.00	5.729	09:02:27.301
2 -	1:01.421	32.219	1:33.640	**(2)**	76.08	0.427	09:04:00.941
3 -	***1:01.082***	***32.131***	***1:33.213***	**(1)**	***76.43***		***09:05:34.154***
4 -	1:01.872	34.933	1:36.805	**(3)**	73.59	3.592	09:07:10.959
5 -	1:06.597	35.555	1:42.152		69.74	8.939	09:08:53.111
6 -	1:07.333	IN PIT	1:47.242	**P**	66.43	14.029	09:10:40.353

P5 303 Adam NORTON Honda - Cozens Smith Fabrication

IDEAL LAP TIME : 1:34.047 BEST LAP TIME : 1:34.047 DIFFERENCE : 0.000

LAP	SECTOR 1	SECTOR 2	LAP TIME		MPH	DIFF	TIME OF DAY
1 -	1:12.768	34.759	1:47.527		66.25	13.480	09:02:43.750
2 -	1:05.929	33.131	1:39.060		71.92	5.013	09:04:22.810
3 -	1:03.634	32.231	1:35.865		74.31	1.818	09:05:58.675
4 -	***1:02.230***	***31.817***	***1:34.047***	**(1)**	***75.75***		***09:07:32.722***
5 -	1:03.015	32.543	1:35.558		74.55	1.511	09:09:08.280
6 -	1:04.867	33.231	1:38.098		72.62	4.051	09:10:46.378
7 -	1:02.553	32.585	1:35.138	**(2)**	74.88	1.091	09:12:21.516
8 -	1:02.742	32.568	1:35.310	**(3)**	74.75	1.263	09:13:56.826

P6 77 David MAY Suzuki - ELP Racing

IDEAL LAP TIME : BEST LAP TIME : 1:34.160 DIFFERENCE :

LAP	SECTOR 1	SECTOR 2	LAP TIME	MPH	DIFF	TIME OF DAY

Weather / Track : Cloudy / Wet

Donington Park National
Circuit Length = 1.9790 miles
Start: 09:00 Flag 09:13 End: 09:15

BMCRC - MRO Championships 2018 - Rnd 5 @ Donington Park

BMCRC Thunderbike Extreme

FREE PRACTICE - SECTOR ANALYSIS

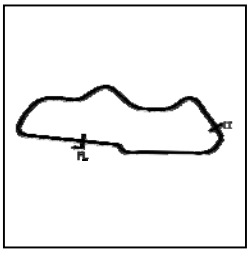

SECTOR 1 = FL to I1, SECTOR 2 = I1 to FL, DIFF = Difference To Personal Best Lap, P = Crossed Finish Line in Pit Lane, D = Time Disallowed

1 -	1:37.385		73.15	3.225	09:02:31.189
2 -	1:34.601	(3)	75.31	0.441	09:04:05.790
3 -	***1:34.160***	**(1)**	***75.66***		***09:05:39.950***
4 -	1:34.185	(2)	75.64	0.025	09:07:14.135
5 -	1:38.655		72.21	4.495	09:08:52.790
6 -	1:37.314		73.21	3.154	09:10:30.104
7 -	1:36.532		73.80	2.372	09:12:06.636
8 -	1:35.551		74.56	1.391	09:13:42.187

P7 228 Clive EMERSON — Honda -

IDEAL LAP TIME : 1:34.621 BEST LAP TIME : 1:35.072 DIFFERENCE : 0.451

LAP	SECTOR 1	SECTOR 2	LAP TIME		MPH	DIFF	TIME OF DAY
1 -	1:15.252	34.877	1:50.129		64.69	15.057	09:02:52.033
2 -	1:12.410	35.044	1:47.454		66.30	12.382	09:04:39.487
3 -	1:09.751	33.349	1:43.100		69.10	8.028	09:06:22.587
4 -	1:04.821	***32.334***	1:37.155	(3)	73.33	2.083	09:07:59.742
5 -	1:05.894	34.143	1:40.037		71.22	4.965	09:09:39.779
6 -	1:04.065	32.980	1:37.045	(2)	73.41	1.973	09:11:16.824
7 -	1:05.464	32.585	1:38.049		72.66	2.977	09:12:54.873
8 -	***1:02.287***	32.785	***1:35.072***	**(1)**	***74.93***		***09:14:29.945***

P8 69 Tony RUSSO — Suzuki - Titan Elevators

IDEAL LAP TIME : 1:35.195 BEST LAP TIME : 1:35.195 DIFFERENCE : 0.000

LAP	SECTOR 1	SECTOR 2	LAP TIME		MPH	DIFF	TIME OF DAY
1 -	1:08.660	34.327	1:42.987		69.18	7.792	09:02:37.034
2 -	1:04.460	33.334	1:37.794		72.85	2.599	09:04:14.828
3 -	1:02.884	32.686	1:35.570	(3)	74.54	0.375	09:05:50.398
4 -	***1:02.566***	***32.629***	***1:35.195***	**(1)**	***74.84***		***09:07:25.593***
5 -	1:07.658	33.955	1:41.613		70.11	6.418	09:09:07.206
6 -	1:05.496	34.116	1:39.612		71.52	4.417	09:10:46.818
7 -	1:04.788	32.668	1:37.456		73.10	2.261	09:12:24.274
8 -	1:02.755	32.780	1:35.535	(2)	74.57	0.340	09:13:59.809

P9 35 R Stephen HARVEY — Yamaha -

IDEAL LAP TIME : 1:35.304 BEST LAP TIME : 1:35.304 DIFFERENCE : 0.000

LAP	SECTOR 1	SECTOR 2	LAP TIME		MPH	DIFF	TIME OF DAY
1 -	1:15.472	39.037	1:54.509		62.21	19.205	09:02:52.862
2 -	1:11.766	35.113	1:46.879		66.66	11.575	09:04:39.741
3 -	1:08.184	34.761	1:42.945		69.20	7.641	09:06:22.686
4 -	1:05.299	33.870	1:39.169		71.84	3.865	09:08:01.855
5 -	1:04.574	34.517	1:39.091		71.89	3.787	09:09:40.946
6 -	1:03.950	33.855	1:37.805	(2)	72.84	2.501	09:11:18.751
7 -	1:04.644	33.198	1:37.842	(3)	72.81	2.538	09:12:56.593
8 -	***1:02.372***	***32.932***	***1:35.304***	**(1)**	***74.75***		***09:14:31.897***

P10 99 R Robert BREEN — Suzuki - Traxden Motorcycles

IDEAL LAP TIME : 1:35.489 BEST LAP TIME : 1:35.489 DIFFERENCE : 0.000

LAP	SECTOR 1	SECTOR 2	LAP TIME		MPH	DIFF	TIME OF DAY
1 -	1:15.580	35.100	1:50.680		64.37	15.191	09:02:53.205
2 -	1:11.872	35.283	1:47.155		66.48	11.666	09:04:40.360
3 -	1:09.844	33.874	1:43.718		68.69	8.229	09:06:24.078
4 -	1:05.505	33.935	1:39.440		71.64	3.951	09:08:03.518
5 -	1:04.029	33.687	1:37.716	(2)	72.91	2.227	09:09:41.234
6 -	1:04.764	32.967	1:37.731	(3)	72.90	2.242	09:11:18.965
7 -	1:05.187	32.606	1:37.793		72.85	2.304	09:12:56.758
8 -	***1:03.382***	***32.107***	***1:35.489***	**(1)**	***74.61***		***09:14:32.247***

Weather / Track : Cloudy / Wet

Donington Park National
Circuit Length = 1.9790 miles
Start: 09:00 Flag 09:13 End: 09:15

BMCRC - MRO Championships 2018 - Rnd 5 @ Donington Park

BMCRC Thunderbike Extreme

FREE PRACTICE - SECTOR ANALYSIS

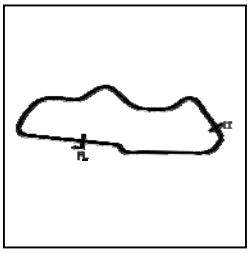

SECTOR 1 = FL to I1, SECTOR 2 = I1 to FL, DIFF = Difference To Personal Best Lap, P = Crossed Finish Line in Pit Lane, D = Time Disallowed

P11 777 R Darren CONNEELY Suzuki -

IDEAL LAP TIME : 1:35.971 BEST LAP TIME : 1:35.971 DIFFERENCE : 0.000

LAP	SECTOR 1	SECTOR 2	LAP TIME		MPH	DIFF	TIME OF DAY
1 -	1:13.165	34.709	1:47.874	(3)	66.04	11.903	09:10:46.020
2 -	1:05.130	33.328	1:38.458	(2)	72.36	2.487	09:12:24.478
3 -	***1:03.210***	***32.761***	***1:35.971***	***(1)***	***74.23***		***09:14:00.449***

P12 43 Richard WILLSHER Yamaha - Willsher Plant

IDEAL LAP TIME : 1:36.809 BEST LAP TIME : 1:36.809 DIFFERENCE : 0.000

LAP	SECTOR 1	SECTOR 2	LAP TIME		MPH	DIFF	TIME OF DAY
1 -	1:17.553	42.539	2:00.092		59.32	23.283	09:03:05.758
2 -	1:11.484	39.115	1:50.599		64.41	13.790	09:04:56.357
3 -	1:09.743	36.579	1:46.322		67.01	9.513	09:06:42.679
4 -	1:11.790	36.355	1:48.145		65.88	11.336	09:08:30.824
5 -	1:10.606	35.420	1:46.026	(3)	67.19	9.217	09:10:16.850
6 -	1:06.093	35.381	1:41.474	(2)	70.21	4.665	09:11:58.324
7 -	***1:03.301***	***33.508***	***1:36.809***	***(1)***	***73.59***		***09:13:35.133***

P13 19 Ray MALONEY Kawasaki - Rosemount Engineering Solutions Ltd

IDEAL LAP TIME : 1:38.345 BEST LAP TIME : 1:38.345 DIFFERENCE : 0.000

LAP	SECTOR 1	SECTOR 2	LAP TIME		MPH	DIFF	TIME OF DAY
1 -	1:18.229	41.690	1:59.919		59.41	21.574	09:03:06.176
2 -	1:13.046	37.045	1:50.091		64.71	11.746	09:04:56.267
3 -	1:08.907	35.284	1:44.191	(3)	68.38	5.846	09:06:40.458
4 -	1:12.527	35.774	1:48.301		65.78	9.956	09:08:28.759
5 -	1:11.501	35.740	1:47.241		66.43	8.896	09:10:16.000
6 -	1:05.812	33.675	1:39.487	(2)	71.61	1.142	09:11:55.487
7 -	***1:05.139***	***33.206***	***1:38.345***	***(1)***	***72.44***		***09:13:33.832***

P14 49 Ross McLURG Suzuki - E.D.I Building / Steve Jordan Motorcycles

IDEAL LAP TIME : BEST LAP TIME : 1:39.796 DIFFERENCE :

LAP	SECTOR 1	SECTOR 2	LAP TIME		MPH	DIFF	TIME OF DAY
1 -			3:24.464	(3)	34.84	1:44.668	09:04:27.988
2 -			***1:39.796***	***(1)***	***71.39***		***09:06:07.784***
3 -			1:40.755	(2)	70.71	0.959	09:07:48.539
4 -		***IN PIT***	1:57.541	P	60.61	17.745	09:09:46.080

P15 131 Doug EDMONDSON Yamaha - Anyone want to lend me a bike for the Classic TT 201

IDEAL LAP TIME : BEST LAP TIME : 1:40.390 DIFFERENCE :

LAP	SECTOR 1	SECTOR 2	LAP TIME		MPH	DIFF	TIME OF DAY
1 -			1:44.194	(2)	68.37	3.804	09:04:40.847
2 -			***1:40.390***	***(1)***	***70.96***		***09:06:21.237***
3 -		***IN PIT***	1:52.717	P	63.20	12.327	09:08:13.954

P16 23 Claire BECKETT Suzuki - Cowpers Oak

IDEAL LAP TIME : 1:41.538 BEST LAP TIME : 1:41.856 DIFFERENCE : 0.318

LAP	SECTOR 1	SECTOR 2	LAP TIME		MPH	DIFF	TIME OF DAY
1 -	1:13.102	38.466	1:51.568		63.85	9.712	09:03:51.092
2 -	1:10.293	36.294	1:46.587		66.84	4.731	09:05:37.679
3 -	1:08.254	36.108	1:44.362	(3)	68.26	2.506	09:07:22.041
4 -	1:12.497	35.740	1:48.237		65.82	6.381	09:09:10.278
5 -	1:12.148	35.349	1:47.497		66.27	5.641	09:10:57.775
6 -	1:07.861	***34.973***	1:42.834	(2)	69.28	0.978	09:12:40.609
7 -	***1:06.565***	35.291	***1:41.856***	***(1)***	***69.94***		***09:14:22.465***

Weather / Track : Cloudy / Wet

Donington Park National
Circuit Length = 1.9790 miles
Start: 09:00 Flag 09:13 End: 09:15

BMCRC - MRO Championships 2018 - Rnd 5 @ Donington Park

BMCRC Thunderbike Extreme

FREE PRACTICE - SECTOR ANALYSIS

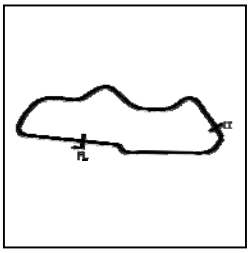

SECTOR 1 = FL to I1, SECTOR 2 = I1 to FL, DIFF = Difference To Personal Best Lap, P = Crossed Finish Line in Pit Lane, D = Time Disallowed

P17 177 R Samuel ELLIOTT Suzuki - J.D.E Racing

IDEAL LAP TIME : 1:41.622 BEST LAP TIME : 1:42.647 DIFFERENCE : 1.025

LAP	SECTOR 1	SECTOR 2	LAP TIME		MPH	DIFF	TIME OF DAY
1 -	1:13.598	38.156	1:51.754		63.75	9.107	09:02:50.560
2 -	1:12.278	36.540	1:48.818		65.47	6.171	09:04:39.378
3 -	1:10.116	35.961	1:46.077		67.16	3.430	09:06:25.455
4 -	1:08.058	36.715	1:44.773		68.00	2.126	09:08:10.228
5 -	1:09.258	***35.341***	1:44.599	**(2)**	68.11	1.952	09:09:54.827
6 -	1:08.865	35.898	1:44.763	**(3)**	68.00	2.116	09:11:39.590
7 -	***1:06.281***	36.366	***1:42.647***	**(1)**	***69.40***		***09:13:22.237***

P18 117 Raymond STAGG Suzuki -

IDEAL LAP TIME : 1:46.429 BEST LAP TIME : 1:46.429 DIFFERENCE : 0.000

LAP	SECTOR 1	SECTOR 2	LAP TIME		MPH	DIFF	TIME OF DAY
1 -	1:17.913	39.527	1:57.440		60.66	11.011	09:03:04.860
2 -	1:11.870	37.111	1:48.981	**(2)**	65.37	2.552	09:04:53.841
3 -	***1:09.402***	***37.027***	***1:46.429***	**(1)**	***66.94***		***09:06:40.270***
4 -	1:16.023	38.019	1:54.042	**(3)**	62.47	7.613	09:08:34.312
5 -	1:10.720	IN PIT	1:59.934	**P**	59.40	13.505	09:10:34.246

P19 15 Stacey KILLWORTH Honda - BK/Everns

IDEAL LAP TIME : 1:47.523 BEST LAP TIME : 1:48.834 DIFFERENCE : 1.311

LAP	SECTOR 1	SECTOR 2	LAP TIME		MPH	DIFF	TIME OF DAY
1 -	1:12.642	36.192	***1:48.834***	**(1)**	***65.46***		***09:04:48.019***
2 -	1:13.049	37.362	1:50.411	**(3)**	64.52	1.577	09:06:38.430
3 -	1:13.797	***36.011***	1:49.808	**(2)**	64.88	0.974	09:08:28.238
4 -	***1:11.512***	IN PIT	1:54.407	**P**	62.27	5.573	09:10:22.645

P20 85 Carl TUCKER Aprilia - Kenny Wilson Racing

IDEAL LAP TIME : 1:52.163 BEST LAP TIME : 1:52.163 DIFFERENCE : 0.000

LAP	SECTOR 1	SECTOR 2	LAP TIME		MPH	DIFF	TIME OF DAY
1 -	1:21.674	38.816	2:00.490		59.13	8.327	09:05:11.198
2 -	***1:14.279***	***37.884***	***1:52.163***	**(1)**	***63.52***		***09:07:03.361***
3 -	1:22.758	39.235	2:01.993		58.40	9.830	09:09:05.354
4 -	1:20.661	39.048	1:59.709	**(3)**	59.51	7.546	09:11:05.063
5 -	1:20.149	40.211	2:00.360		59.19	8.197	09:13:05.423
6 -	1:17.823	38.555	1:56.378	**(2)**	61.21	4.215	09:15:01.801

P21 119 Simon HEALEY Yamaha - Popular Tyres / Steam Packet

IDEAL LAP TIME : 1:53.739 BEST LAP TIME : 1:54.428 DIFFERENCE : 0.689

LAP	SECTOR 1	SECTOR 2	LAP TIME		MPH	DIFF	TIME OF DAY
1 -	1:16.238	***38.374***	1:54.612	**(2)**	62.16	0.184	09:02:50.160
2 -	***1:15.365***	39.063	***1:54.428***	**(1)**	***62.26***		***09:04:44.588***
3 -	1:15.658	IN PIT	2:04.268	**P**	57.33	9.840	09:06:48.856

P22 10 R Alexandru TRAXLER Yamaha - Traxden Motorcycles

IDEAL LAP TIME : BEST LAP TIME : 2:00.658 DIFFERENCE :

LAP	SECTOR 1	SECTOR 2	LAP TIME		MPH	DIFF	TIME OF DAY
1 -			***2:00.658***	**(1)**	***59.04***		***09:03:03.464***
2 -		***IN PIT***	2:01.674	**P**	58.55	1.016	09:05:05.138

Weather / Track : Cloudy / Wet

Donington Park National
Circuit Length = 1.9790 miles
Start: 09:00 Flag 09:13 End: 09:15

BMCRC - MRO Championships 2018 - Rnd 5 @ Donington Park

BMCRC Thunderbike Extreme

FREE PRACTICE - BEST SECTORS

	SECTOR 1			SECTOR 2			IDEAL / BEST COMPARISON					
POS	NO	NAME	TIME	NO	NAME	TIME	POS	NO	NAME	IDEAL	BEST	DIFF
									PERFECT LAP	1:28.706		
1	42	WOOD	58.032	42	WOOD	30.674	1	42	WOOD	1:28.706	1:29.229	0.523
2	64	CHAMBERLAIN	59.844	114	MARTIN	31.512	2	64	CHAMBERLAIN	1:31.591	1:31.929	0.338
3	114	MARTIN	1:00.226	64	CHAMBERLAIN	31.747	3	114	MARTIN	1:31.738	1:32.421	0.683
4	82	HINNELLS	1:01.082	303	NORTON	31.817	4	82	HINNELLS	1:33.213	1:33.213	0.000
5	303	NORTON	1:02.230	99	BREEN	32.107	5	303	NORTON	1:34.047	1:34.047	0.000
6	228	EMERSON	1:02.287	82	HINNELLS	32.131	6	228	EMERSON	1:34.621	1:35.072	0.451
7	35	HARVEY	1:02.372	228	EMERSON	32.334	7	69	RUSSO	1:35.195	1:35.195	0.000
8	69	RUSSO	1:02.566	69	RUSSO	32.629	8	35	HARVEY	1:35.304	1:35.304	0.000
9	777	CONNEELY	1:03.210	777	CONNEELY	32.761	9	99	BREEN	1:35.489	1:35.489	0.000
10	43	WILLSHER	1:03.301	35	HARVEY	32.932	10	777	CONNEELY	1:35.971	1:35.971	0.000
11	99	BREEN	1:03.382	19	MALONEY	33.206	11	43	WILLSHER	1:36.809	1:36.809	0.000
12	19	MALONEY	1:05.139	43	WILLSHER	33.508	12	19	MALONEY	1:38.345	1:38.345	0.000
13	177	ELLIOTT	1:06.281	23	BECKETT	34.973	13	23	BECKETT	1:41.538	1:41.856	0.318
14	23	BECKETT	1:06.565	177	ELLIOTT	35.341	14	177	ELLIOTT	1:41.622	1:42.647	1.025
15	117	STAGG	1:09.402	15	KILLWORTH	36.011	15	117	STAGG	1:46.429	1:46.429	0.000
16	15	KILLWORTH	1:11.512	117	STAGG	37.027	16	15	KILLWORTH	1:47.523	1:48.834	1.311
17	85	TUCKER	1:14.279	85	TUCKER	37.884	17	85	TUCKER	1:52.163	1:52.163	0.000
18	119	HEALEY	1:15.365	119	HEALEY	38.374	18	119	HEALEY	1:53.739	1:54.428	0.689
19							19	77	MAY		1:34.160	
20							20	49	McLURG		1:39.796	
21							21	131	EDMONDSON		1:40.390	
22							22	10	TRAXLER		2:00.658	
23												
24												

Weather / Track : Cloudy / Wet

Donington Park National
Circuit Length = 1.9790 miles
Start: 09:00 Flag 09:13 End: 09:15

Results can be found at www.tsl-timing.com

Printed - 09:15 Saturday, 16 June 2018

BMCRC - MRO Championships 2018 - Rnd 5 @ Donington Park

BMCRC Thunderbike Extreme

QUALIFYING - CLASSIFICATION

POS	NO	CL	PIC	NAME	ENTRY	TIME	ON	LAPS	GAP	DIFF	MPH
1	777	R	1	Darren CONNEELY	Suzuki -	1:15.036	7	8			94.94
2	42		1	Alan WOOD	Suzuki - J.Clubb Aggregates & Concrete	1:15.882	9	10	0.846	0.846	93.89
3	76		2	Jason BYARD	Suzuki - May Construction	1:16.302	7	8	1.266	0.420	93.37
4	303		3	Adam NORTON	Honda - Cozens Smith Fabrication	1:16.458	7	8	1.422	0.156	93.18
5	69		4	Tony RUSSO	Suzuki - Titan Elevators	1:16.849	9	9	1.813	0.391	92.70
6	82		5	Matt HINNELLS	Aprilia - Bears repairs/Jamie Vale Carpentry	1:16.867	6	10	1.831	0.018	92.68
7	41		6	David ABRAHAM	Aprilia - Cambridge Motorcycles	1:16.949	9	10	1.913	0.082	92.58
8	114		7	Ricky MARTIN	Suzuki - T.B.R Performance	1:16.967	10	10	1.931	0.018	92.56
9	85		8	Carl TUCKER	Aprilia - Kenny Wilson Racing	1:17.047	10	10	2.011	0.080	92.47
10	49		9	Ross McLURG	Suzuki - E.D.I Building / Steve Jordan Motorcycles	1:17.088	8	8	2.052	0.041	92.42
11	64		10	Barry CHAMBERLAIN	Suzuki - Airsys.co.uk	1:17.159	5	10	2.123	0.071	92.33
12	15		11	Stacey KILLWORTH	Honda - BK/Everns	1:19.430	6	8	4.394	2.271	89.69
13	52		12	Barry MANTELL	Honda - Swedish car connection	1:19.548	4	10	4.512	0.118	89.56
14	131		13	Doug EDMONDSON	Yamaha - Anyone want to lend me a bike for the Classic T	1:19.996	5	8	4.960	0.448	89.06
15	117		14	Raymond STAGG	Suzuki -	1:20.622	5	6	5.586	0.626	88.37
16	22	R	2	Samuel SMYTH	Aprilia -	1:21.434	8	8	6.398	0.812	87.48
17	99	R	3	Robert BREEN	Suzuki - Traxden Motorcycles	1:21.810	6	6	6.774	0.376	87.08
18	43		15	Richard WILLSHER	Yamaha - Willsher Plant	1:22.333	8	9	7.297	0.523	86.53
19	77		16	David MAY	Suzuki - ELP Racing	1:23.196	3	4	8.160	0.863	85.63
20	19		17	Ray MALONEY	Kawasaki - Rosemount Engineering Solutions Ltd	1:23.217	8	9	8.181	0.021	85.61
21	37		18	Robert MARSH	Kawasaki -	1:23.389	6	7	8.353	0.172	85.43
22	10	R	4	Alexandru TRAXLER	Yamaha - Traxden Motorcycles	1:23.389	8	9	8.353	0.000	85.43
23	119		19	Simon HEALEY	Yamaha - Popular Tyres / Steam Packet	1:24.004	7	9	8.968	0.615	84.81
24	35	R	5	Stephen HARVEY	Yamaha -	1:25.708	2	2	10.672	1.704	83.12
25	228		20	Clive EMERSON	Honda -	1:26.140	4	8	11.104	0.432	82.71
26	23		21	Claire BECKETT	Suzuki - Cowpers Oak	1:27.101	9	9	12.065	0.961	81.79
27	3		22	Tom BARRETT	Honda -	1:28.505	5	6	13.469	1.404	80.49
28	258		23	Ande FRIEND	Suzuki - Flying colours MCT	1:30.304	1	2	15.268	1.799	78.89
29	177	R	6	Samuel ELLIOTT	Suzuki - J.D.E Racing	1:30.708	5	7	15.672	0.404	78.54
30	14		24	Roger MARSH	Yamaha -			0			

Donington Park National
Circuit Length = 1.9790 miles
Start: 11:27 Flag 11:40 End: 11:41

Weather / Track : Cloudy / Dry

These results are provisional until the conclusion of any judicial and technical matters.

Clerk Of Course :		Timekeeper :

Results can be found at www.tsl-timing.com

Printed - 11:41 Saturday, 16 June 2018

BMCRC - MRO Championships 2018 - Rnd 5 @ Donington Park

BMCRC Thunderbike Extreme

QUALIFYING - SECTOR ANALYSIS

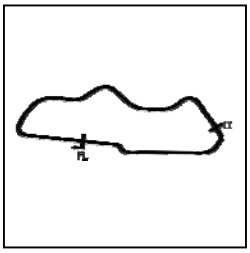

SECTOR 1 = FL to I1, SECTOR 2 = I1 to FL, DIFF = Difference To Personal Best Lap, P = Crossed Finish Line in Pit Lane, D = Time Disallowed

P1 777 R Darren CONNEELY Suzuki -

IDEAL LAP TIME : 1:15.036 BEST LAP TIME : 1:15.036 DIFFERENCE : 0.000

LAP	SECTOR 1	SECTOR 2	LAP TIME		MPH	DIFF	TIME OF DAY
1 -		29.887	1:43.023		69.15	27.987	11:30:56.279
2 -	51.778	27.080	1:18.858		90.34	3.822	11:32:15.137
3 -	51.984	27.177	1:19.161		90.00	4.125	11:33:34.298
4 -	50.191	26.648	1:16.839	(3)	92.72	1.803	11:34:51.137
5 -	50.572	26.545	1:17.117		92.38	2.081	11:36:08.254
6 -	50.111	26.598	1:16.709	(2)	92.87	1.673	11:37:24.963
7 -	***49.055***	***25.981***	***1:15.036***	**(1)**	***94.94***		***11:38:39.999***
8 -	49.433	IN PIT	1:21.908	**P**	86.98	6.872	11:40:01.907

P2 42 Alan WOOD Suzuki - J.Clubb Aggregates & Concrete

IDEAL LAP TIME : 1:15.821 BEST LAP TIME : 1:15.882 DIFFERENCE : 0.061

LAP	SECTOR 1	SECTOR 2	LAP TIME		MPH	DIFF	TIME OF DAY
1 -	57.099	28.340	1:25.439		83.38	9.557	11:29:09.529
2 -	55.163	28.504	1:23.667		85.15	7.785	11:30:33.196
3 -	51.059	26.898	1:17.957		91.39	2.075	11:31:51.153
4 -	50.525	26.769	1:17.294		92.17	1.412	11:33:08.447
5 -	51.369	27.261	1:18.630		90.60	2.748	11:34:27.077
6 -	50.112	26.470	1:16.582	(3)	93.03	0.700	11:35:43.659
7 -	50.850	26.625	1:17.475		91.96	1.593	11:37:01.134
8 -	***49.492***	26.520	1:16.012	(2)	93.73	0.130	11:38:17.146
9 -	49.553	***26.329***	***1:15.882***	**(1)**	***93.89***		***11:39:33.028***
10 -	50.798	31.328	1:22.126		86.75	6.244	11:40:55.154

P3 76 Jason BYARD Suzuki - May Construction

IDEAL LAP TIME : 1:15.711 BEST LAP TIME : 1:16.302 DIFFERENCE : 0.591

LAP	SECTOR 1	SECTOR 2	LAP TIME		MPH	DIFF	TIME OF DAY
1 -		29.273	1:40.818		70.66	24.516	11:31:20.225
2 -	50.647	26.765	1:17.412		92.03	1.110	11:32:37.637
3 -	50.248	32.157	1:22.405		86.45	6.103	11:34:00.042
4 -	50.289	26.564	1:16.853		92.70	0.551	11:35:16.895
5 -	49.854	27.218	1:17.072		92.44	0.770	11:36:33.967
6 -	50.069	26.656	1:16.725	(3)	92.85	0.423	11:37:50.692
7 -	49.898	***26.404***	***1:16.302***	**(1)**	***93.37***		***11:39:06.994***
8 -	***49.307***	27.082	1:16.389	(2)	93.26	0.087	11:40:23.383

P4 303 Adam NORTON Honda - Cozens Smith Fabrication

IDEAL LAP TIME : 1:16.458 BEST LAP TIME : 1:16.458 DIFFERENCE : 0.000

LAP	SECTOR 1	SECTOR 2	LAP TIME		MPH	DIFF	TIME OF DAY
1 -		29.498	1:42.855		69.26	26.397	11:31:48.629
2 -	54.498	28.151	1:22.649		86.20	6.191	11:33:11.278
3 -	51.006	27.876	1:18.882		90.32	2.424	11:34:30.160
4 -	51.748	27.272	1:19.020		90.16	2.562	11:35:49.180
5 -	50.583	26.686	1:17.269		92.20	0.811	11:37:06.449
6 -	50.215	26.782	1:16.997	(3)	92.53	0.539	11:38:23.446
7 -	***49.904***	***26.554***	***1:16.458***	**(1)**	***93.18***		***11:39:39.904***
8 -	49.970	26.716	1:16.686	(2)	92.90	0.228	11:40:56.590

P5 69 Tony RUSSO Suzuki - Titan Elevators

IDEAL LAP TIME : 1:16.651 BEST LAP TIME : 1:16.849 DIFFERENCE : 0.198

LAP	SECTOR 1	SECTOR 2	LAP TIME		MPH	DIFF	TIME OF DAY
1 -	59.708	29.940	1:29.648		79.47	12.799	11:29:17.335
2 -	53.369	27.797	1:21.166		87.77	4.317	11:30:38.501
3 -	52.628	27.723	1:20.351		88.66	3.502	11:31:58.852
4 -	52.135	27.120	1:19.255		89.89	2.406	11:33:18.107
5 -	50.829	27.092	1:17.921	(2)	91.43	1.072	11:34:36.028
6 -	50.749	IN PIT	1:21.308	**P**	87.62	4.459	11:35:57.336

Weather / Track : Cloudy / Dry

Donington Park National
Circuit Length = 1.9790 miles
Start: 11:27 Flag 11:40 End: 11:41

BMCRC - MRO Championships 2018 - Rnd 5 @ Donington Park

BMCRC Thunderbike Extreme

QUALIFYING - SECTOR ANALYSIS

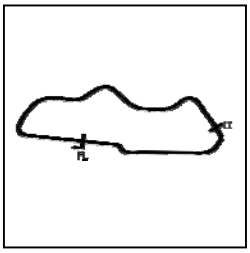

SECTOR 1 = FL to I1, SECTOR 2 = I1 to FL, DIFF = Difference To Personal Best Lap, P = Crossed Finish Line in Pit Lane, D = Time Disallowed

7 -		27.481	1:52.648	63.24	35.799	11:37:49.984
8 -	51.138	***26.989***	1:18.127 **(3)**	91.19	1.278	11:39:08.111
9 -	***49.662***	27.187	***1:16.849*** **(1)**	***92.70***		***11:40:24.960***

P6 82 Matt HINNELLS Aprilia - Bears repairs/Jamie Vale Carpentry

IDEAL LAP TIME : 1:16.631 BEST LAP TIME : 1:16.867 DIFFERENCE : 0.236

LAP	SECTOR 1	SECTOR 2	LAP TIME	MPH	DIFF	TIME OF DAY
1 -	58.196	29.414	1:27.610	81.32	10.743	11:29:13.247
2 -	52.765	27.664	1:20.429	88.58	3.562	11:30:33.676
3 -	51.747	27.051	1:18.798	90.41	1.931	11:31:52.474
4 -	50.845	27.116	1:17.961	91.38	1.094	11:33:10.435
5 -	50.612	27.719	1:18.331	90.95	1.464	11:34:28.766
6 -	***50.089***	26.778	***1:16.867*** **(1)**	***92.68***		***11:35:45.633***
7 -	50.977	27.752	1:18.729	90.49	1.862	11:37:04.362
8 -	50.592	26.642	1:17.234 **(2)**	92.24	0.367	11:38:21.596
9 -	50.899	***26.542***	1:17.441	92.00	0.574	11:39:39.037
10 -	50.358	26.987	1:17.345 **(3)**	92.11	0.478	11:40:56.382

P7 41 David ABRAHAM Aprilia - Cambridge Motorcycles

IDEAL LAP TIME : 1:16.580 BEST LAP TIME : 1:16.949 DIFFERENCE : 0.369

LAP	SECTOR 1	SECTOR 2	LAP TIME	MPH	DIFF	TIME OF DAY
1 -	59.737	28.738	1:28.475	80.52	11.526	11:29:12.238
2 -	53.195	28.113	1:21.308	87.62	4.359	11:30:33.546
3 -	51.422	27.809	1:19.231	89.92	2.282	11:31:52.777
4 -	52.083	26.905	1:18.988	90.19	2.039	11:33:11.765
5 -	50.842	26.981	1:17.823	91.54	0.874	11:34:29.588
6 -	50.757	***26.518***	1:17.275	92.19	0.326	11:35:46.863
7 -	50.308	27.456	1:17.764	91.61	0.815	11:37:04.627
8 -	50.510	26.666	1:17.176 **(3)**	92.31	0.227	11:38:21.803
9 -	50.207	26.742	***1:16.949*** **(1)**	***92.58***		***11:39:38.752***
10 -	***50.062***	27.056	1:17.118 **(2)**	92.38	0.169	11:40:55.870

P8 114 Ricky MARTIN Suzuki - T.B.R Performance

IDEAL LAP TIME : 1:16.834 BEST LAP TIME : 1:16.967 DIFFERENCE : 0.133

LAP	SECTOR 1	SECTOR 2	LAP TIME	MPH	DIFF	TIME OF DAY
1 -	58.382	28.787	1:27.169	81.73	10.202	11:29:13.437
2 -	53.470	28.151	1:21.621	87.28	4.654	11:30:35.058
3 -	52.317	27.488	1:19.805	89.27	2.838	11:31:54.863
4 -	51.440	27.277	1:18.717	90.50	1.750	11:33:13.580
5 -	50.986	26.941	1:17.927 **(2)**	91.42	0.960	11:34:31.507
6 -	52.637	***26.822***	1:19.459	89.66	2.492	11:35:50.966
7 -	51.094	27.054	1:18.148 **(3)**	91.16	1.181	11:37:09.114
8 -	53.426	27.684	1:21.110	87.83	4.143	11:38:30.224
9 -	52.172	27.352	1:19.524	89.59	2.557	11:39:49.748
10 -	***50.012***	26.955	***1:16.967*** **(1)**	***92.56***		***11:41:06.715***

P9 85 Carl TUCKER Aprilia - Kenny Wilson Racing

IDEAL LAP TIME : 1:16.971 BEST LAP TIME : 1:17.047 DIFFERENCE : 0.076

LAP	SECTOR 1	SECTOR 2	LAP TIME	MPH	DIFF	TIME OF DAY
1 -	58.786	29.093	1:27.879	81.07	10.832	11:29:15.820
2 -	53.247	28.209	1:21.456	87.46	4.409	11:30:37.276
3 -	53.074	27.407	1:20.481	88.52	3.434	11:31:57.757
4 -	50.309	***26.864***	1:17.173 **(2)**	92.32	0.126	11:33:14.930
5 -	50.318	27.019	1:17.337 **(3)**	92.12	0.290	11:34:32.267
6 -	52.158	27.208	1:19.366	89.76	2.319	11:35:51.633
7 -	50.689	27.090	1:17.779	91.60	0.732	11:37:09.412
8 -	53.405	26.876	1:20.281	88.74	3.234	11:38:29.693
9 -	51.509	27.176	1:18.685	90.54	1.638	11:39:48.378
10 -	***50.107***	26.940	***1:17.047*** **(1)**	***92.47***		***11:41:05.425***

Weather / Track : Cloudy / Dry

Donington Park National
Circuit Length = 1.9790 miles
Start: 11:27 Flag 11:40 End: 11:41

BMCRC - MRO Championships 2018 - Rnd 5 @ Donington Park

BMCRC Thunderbike Extreme

QUALIFYING - SECTOR ANALYSIS

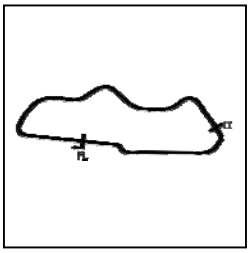

SECTOR 1 = FL to I1, SECTOR 2 = I1 to FL, DIFF = Difference To Personal Best Lap, P = Crossed Finish Line in Pit Lane, D = Time Disallowed

P10 49 Ross McLURG Suzuki - E.D.I Building / Steve Jordan Motorcycles

IDEAL LAP TIME : 1:17.088 BEST LAP TIME : 1:17.088 DIFFERENCE : 0.000

LAP	SECTOR 1	SECTOR 2	LAP TIME	MPH	DIFF	TIME OF DAY
1 -		30.138	1:40.992	70.54	23.904	11:31:10.213
2 -	54.540	29.394	1:23.934	84.88	6.846	11:32:34.147
3 -	53.555	29.665	1:23.220	85.61	6.132	11:33:57.367
4 -	51.729	27.459	1:19.188	89.97	2.100	11:35:16.555
5 -	51.047	27.088	1:18.135 **(3)**	91.18	1.047	11:36:34.690
6 -	50.839	27.498	1:18.337	90.94	1.249	11:37:53.027
7 -	50.563	26.925	1:17.488 **(2)**	91.94	0.400	11:39:10.515
8 -	***50.185***	***26.903***	***1:17.088*** **(1)**	***92.42***		***11:40:27.603***

P11 64 Barry CHAMBERLAIN Suzuki - Airsys.co.uk

IDEAL LAP TIME : 1:17.017 BEST LAP TIME : 1:17.159 DIFFERENCE : 0.142

LAP	SECTOR 1	SECTOR 2	LAP TIME	MPH	DIFF	TIME OF DAY
1 -	55.227	30.564	1:25.791	83.04	8.632	11:29:18.400
2 -	51.665	27.478	1:19.143	90.02	1.984	11:30:37.543
3 -	51.293	27.180	1:18.473	90.79	1.314	11:31:56.016
4 -	51.036	26.912	1:17.948	91.40	0.789	11:33:13.964
5 -	50.247	26.912	***1:17.159*** **(1)**	***92.33***		***11:34:31.123***
6 -	51.046	27.226	1:18.272	91.02	1.113	11:35:49.395
7 -	52.973	30.366	1:23.339	85.48	6.180	11:37:12.734
8 -	50.378	27.325	1:17.703	91.69	0.544	11:38:30.437
9 -	***50.168***	27.151	1:17.319 **(3)**	92.14	0.160	11:39:47.756
10 -	50.397	***26.849***	1:17.246 **(2)**	92.23	0.087	11:41:05.002

P12 15 Stacey KILLWORTH Honda - BK/Everns

IDEAL LAP TIME : 1:19.420 BEST LAP TIME : 1:19.430 DIFFERENCE : 0.010

LAP	SECTOR 1	SECTOR 2	LAP TIME	MPH	DIFF	TIME OF DAY
1 -	1:00.995	29.680	1:30.675	78.57	11.245	11:30:23.084
2 -	55.649	28.205	1:23.854	84.96	4.424	11:31:46.938
3 -	53.260	27.755	1:21.015	87.94	1.585	11:33:07.953
4 -	52.790	28.279	1:21.069	87.88	1.639	11:34:29.022
5 -	52.591	27.460	1:20.051 **(3)**	89.00	0.621	11:35:49.073
6 -	52.138	***27.292***	***1:19.430*** **(1)**	***89.69***		***11:37:08.503***
7 -	***52.128***	27.758	1:19.886 **(2)**	89.18	0.456	11:38:28.389
8 -	52.625	IN PIT	1:24.199 **P**	84.61	4.769	11:39:52.588

P13 52 Barry MANTELL Honda - Swedish car connection

IDEAL LAP TIME : 1:19.181 BEST LAP TIME : 1:19.548 DIFFERENCE : 0.367

LAP	SECTOR 1	SECTOR 2	LAP TIME	MPH	DIFF	TIME OF DAY
1 -	58.459	30.020	1:28.479	80.52	8.931	11:29:17.626
2 -	53.806	28.303	1:22.109	86.77	2.561	11:30:39.735
3 -	52.425	27.575	1:20.000	89.05	0.452	11:31:59.735
4 -	***51.874***	27.674	***1:19.548*** **(1)**	***89.56***		***11:33:19.283***
5 -	52.059	27.785	1:19.844 **(3)**	89.23	0.296	11:34:39.127
6 -	52.172	27.898	1:20.070	88.98	0.522	11:35:59.197
7 -	52.041	27.841	1:19.882	89.18	0.334	11:37:19.079
8 -	52.614	28.092	1:20.706	88.27	1.158	11:38:39.785
9 -	54.226	28.520	1:22.746	86.10	3.198	11:40:02.531
10 -	52.307	***27.307***	1:19.614 **(2)**	89.48	0.066	11:41:22.145

P14 131 Doug EDMONDSON Yamaha - Anyone want to lend me a bike for the Classic TT 201

IDEAL LAP TIME : 1:19.350 BEST LAP TIME : 1:19.996 DIFFERENCE : 0.646

LAP	SECTOR 1	SECTOR 2	LAP TIME	MPH	DIFF	TIME OF DAY
1 -	59.222	29.779	1:29.001	80.05	9.005	11:29:21.168
2 -	56.685	28.780	1:25.465	83.36	5.469	11:30:46.633
3 -	53.592	28.558	1:22.150	86.72	2.154	11:32:08.783
4 -	53.106	27.708	1:20.814 **(3)**	88.16	0.818	11:33:29.597

Weather / Track : Cloudy / Dry

Donington Park National
Circuit Length = 1.9790 miles
Start: 11:27 Flag 11:40 End: 11:41

BMCRC - MRO Championships 2018 - Rnd 5 @ Donington Park

BMCRC Thunderbike Extreme

QUALIFYING - SECTOR ANALYSIS

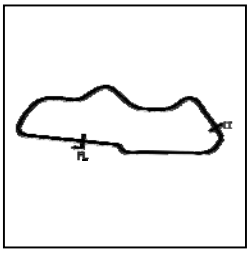

SECTOR 1 = FL to I1, SECTOR 2 = I1 to FL, DIFF = Difference To Personal Best Lap, P = Crossed Finish Line in Pit Lane, D = Time Disallowed

5 -	52.365	27.631	***1:19.996***	**(1)**	***89.06***		***11:34:49.593***
6 -	***51.780***	29.469	1:21.249		87.68	1.253	11:36:10.842
7 -	52.873	***27.570***	1:20.443	**(2)**	88.56	0.447	11:37:31.285
8 -	55.737	28.328	1:24.065		84.75	4.069	11:38:55.350

P15 117 Raymond STAGG Suzuki -

IDEAL LAP TIME : 1:20.444 BEST LAP TIME : 1:20.622 DIFFERENCE : 0.178

LAP	SECTOR 1	SECTOR 2	LAP TIME		MPH	DIFF	TIME OF DAY
1 -		31.588	1:57.280		60.74	36.658	11:33:57.921
2 -	55.213	28.893	1:24.106		84.71	3.484	11:35:22.027
3 -	53.199	28.976	1:22.175		86.70	1.553	11:36:44.202
4 -	53.200	28.208	1:21.408	**(3)**	87.51	0.786	11:38:05.610
5 -	52.433	***28.189***	***1:20.622***	**(1)**	***88.37***		***11:39:26.232***
6 -	***52.255***	28.562	1:20.817	**(2)**	88.15	0.195	11:40:47.049

P16 22 R Samuel SMYTH Aprilia -

IDEAL LAP TIME : 1:21.434 BEST LAP TIME : 1:21.434 DIFFERENCE : 0.000

LAP	SECTOR 1	SECTOR 2	LAP TIME		MPH	DIFF	TIME OF DAY
1 -	OUTLAP	31.439	1:47.964		65.99	26.530	11:31:34.380
2 -	58.102	29.898	1:28.000		80.96	6.566	11:33:02.380
3 -	56.958	29.725	1:26.683		82.19	5.249	11:34:29.063
4 -	55.519	28.758	1:24.277		84.53	2.843	11:35:53.340
5 -	54.396	28.560	1:22.956	**(2)**	85.88	1.522	11:37:16.296
6 -	55.154	28.204	1:23.358	**(3)**	85.47	1.924	11:38:39.654
7 -	54.504	29.080	1:23.584		85.23	2.150	11:40:03.238
8 -	***53.271***	***28.163***	***1:21.434***	**(1)**	***87.48***		***11:41:24.672***

P17 99 R Robert BREEN Suzuki - Traxden Motorcycles

IDEAL LAP TIME : 1:21.633 BEST LAP TIME : 1:21.810 DIFFERENCE : 0.177

LAP	SECTOR 1	SECTOR 2	LAP TIME		MPH	DIFF	TIME OF DAY
1 -		31.171	2:04.025		57.44	42.215	11:33:37.899
2 -	58.853	30.091	1:28.944		80.10	7.134	11:35:06.843
3 -	55.920	28.916	1:24.836		83.98	3.026	11:36:31.679
4 -	54.703	28.248	1:22.951	**(3)**	85.88	1.141	11:37:54.630
5 -	54.075	***27.932***	1:22.007	**(2)**	86.87	0.197	11:39:16.637
6 -	***53.701***	28.109	***1:21.810***	**(1)**	***87.08***		***11:40:38.447***

P18 43 Richard WILLSHER Yamaha - Willsher Plant

IDEAL LAP TIME : 1:22.271 BEST LAP TIME : 1:22.333 DIFFERENCE : 0.062

LAP	SECTOR 1	SECTOR 2	LAP TIME		MPH	DIFF	TIME OF DAY
1 -	1:01.558	31.168	1:32.726		76.83	10.393	11:29:38.506
2 -	55.807	30.927	1:26.734		82.14	4.401	11:31:05.240
3 -	55.874	29.711	1:25.585		83.24	3.252	11:32:30.825
4 -	56.483	30.036	1:26.519		82.34	4.186	11:33:57.344
5 -	53.708	29.311	1:23.019	**(3)**	85.81	0.686	11:35:20.363
6 -	53.891	29.822	1:23.713		85.10	1.380	11:36:44.076
7 -	54.019	29.483	1:23.502		85.32	1.169	11:38:07.578
8 -	***53.017***	29.316	***1:22.333***	**(1)**	***86.53***		***11:39:29.911***
9 -	53.539	***29.254***	1:22.793	**(2)**	86.05	0.460	11:40:52.704

P19 77 David MAY Suzuki - ELP Racing

IDEAL LAP TIME : 1:23.196 BEST LAP TIME : 1:23.196 DIFFERENCE : 0.000

LAP	SECTOR 1	SECTOR 2	LAP TIME		MPH	DIFF	TIME OF DAY
1 -	59.426	29.220	1:28.646	**(3)**	80.37	5.450	11:29:13.420
2 -	55.083	28.363	1:23.446	**(2)**	85.38	0.250	11:30:36.866
3 -	***54.837***	***28.359***	***1:23.196***	**(1)**	***85.63***		***11:32:00.062***
4 -	55.499	IN PIT	1:29.821	**P**	79.32	6.625	11:33:29.883

Weather / Track : Cloudy / Dry

Donington Park National
Circuit Length = 1.9790 miles
Start: 11:27 Flag 11:40 End: 11:41

BMCRC - MRO Championships 2018 - Rnd 5 @ Donington Park

BMCRC Thunderbike Extreme

QUALIFYING - SECTOR ANALYSIS

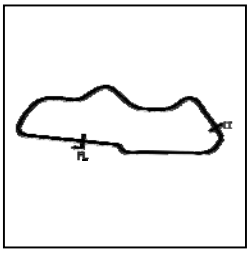

SECTOR 1 = FL to I1, SECTOR 2 = I1 to FL, DIFF = Difference To Personal Best Lap, P = Crossed Finish Line in Pit Lane, D = Time Disallowed

P20 19 Ray MALONEY Kawasaki - Rosemount Engineering Solutions Ltd

IDEAL LAP TIME : 1:23.217 BEST LAP TIME : 1:23.217 DIFFERENCE : 0.000

LAP	SECTOR 1	SECTOR 2	LAP TIME	MPH	DIFF	TIME OF DAY
1 -	1:04.059	32.764	1:36.823	73.58	13.606	11:29:52.509
2 -	58.352	30.329	1:28.681	80.34	5.464	11:31:21.190
3 -	57.217	30.411	1:27.628	81.30	4.411	11:32:48.818
4 -	55.740	29.803	1:25.543	83.28	2.326	11:34:14.361
5 -	55.918	29.429	1:25.347	83.47	2.130	11:35:39.708
6 -	55.616	28.937	1:24.553 **(3)**	84.26	1.336	11:37:04.261
7 -	54.682	29.255	1:23.937 **(2)**	84.88	0.720	11:38:28.198
8 -	***54.467***	***28.750***	***1:23.217*** **(1)**	***85.61***		***11:39:51.415***
9 -	54.664	30.200	1:24.864	83.95	1.647	11:41:16.279

P21 37 Robert MARSH Kawasaki -

IDEAL LAP TIME : 1:22.984 BEST LAP TIME : 1:23.389 DIFFERENCE : 0.405

LAP	SECTOR 1	SECTOR 2	LAP TIME	MPH	DIFF	TIME OF DAY
1 -	1:00.796	31.339	1:32.135	77.32	8.746	11:29:22.498
2 -	57.074	29.955	1:27.029	81.86	3.640	11:30:49.527
3 -	55.412	***28.414***	1:23.826 **(2)**	84.99	0.437	11:32:13.353
4 -	56.582	29.545	1:26.127	82.72	2.738	11:33:39.480
5 -	56.026	29.331	1:25.357 **(3)**	83.46	1.968	11:35:04.837
6 -	***54.570***	28.819	***1:23.389*** **(1)**	***85.43***		***11:36:28.226***
7 -	54.657	IN PIT	1:29.592 **P**	79.52	6.203	11:37:57.818

P22 10 R Alexandru TRAXLER Yamaha - Traxden Motorcycles

IDEAL LAP TIME : 1:23.389 BEST LAP TIME : 1:23.389 DIFFERENCE : 0.000

LAP	SECTOR 1	SECTOR 2	LAP TIME	MPH	DIFF	TIME OF DAY
1 -	1:01.554	30.639	1:32.193	77.27	8.804	11:29:25.994
2 -	56.955	29.923	1:26.878	82.00	3.489	11:30:52.872
3 -	56.020	29.201	1:25.221	83.60	1.832	11:32:18.093
4 -	54.719	29.035	1:23.754 **(2)**	85.06	0.365	11:33:41.847
5 -	55.938	29.935	1:25.873	82.96	2.484	11:35:07.720
6 -	56.744	29.412	1:26.156	82.69	2.767	11:36:33.876
7 -	56.388	29.054	1:25.442	83.38	2.053	11:37:59.318
8 -	***54.662***	***28.727***	***1:23.389*** **(1)**	***85.43***		***11:39:22.707***
9 -	55.416	29.720	1:25.136 **(3)**	83.68	1.747	11:40:47.843

P23 119 Simon HEALEY Yamaha - Popular Tyres / Steam Packet

IDEAL LAP TIME : 1:24.004 BEST LAP TIME : 1:24.004 DIFFERENCE : 0.000

LAP	SECTOR 1	SECTOR 2	LAP TIME	MPH	DIFF	TIME OF DAY
1 -	1:01.594	30.544	1:32.138	77.32	8.134	11:29:20.715
2 -	57.741	29.805	1:27.546	81.38	3.542	11:30:48.261
3 -	57.161	29.337	1:26.498	82.36	2.494	11:32:14.759
4 -	56.106	29.165	1:25.271 **(3)**	83.55	1.267	11:33:40.030
5 -	57.511	29.941	1:27.452	81.46	3.448	11:35:07.482
6 -	56.683	29.122	1:25.805	83.03	1.801	11:36:33.287
7 -	***55.110***	***28.894***	***1:24.004*** **(1)**	***84.81***		***11:37:57.291***
8 -	55.669	28.972	1:24.641 **(2)**	84.17	0.637	11:39:21.932
9 -	55.889	29.690	1:25.579	83.25	1.575	11:40:47.511

P24 35 R Stephen HARVEY Yamaha -

IDEAL LAP TIME : 1:25.708 BEST LAP TIME : 1:25.708 DIFFERENCE : 0.000

LAP	SECTOR 1	SECTOR 2	LAP TIME	MPH	DIFF	TIME OF DAY
1 -	1:00.142	30.609	1:30.751 **(2)**	78.50	5.043	11:29:22.552
2 -	***56.057***	***29.651***	***1:25.708*** **(1)**	***83.12***		***11:30:48.260***

Weather / Track : Cloudy / Dry

Donington Park National
Circuit Length = 1.9790 miles
Start: 11:27 Flag 11:40 End: 11:41

BMCRC - MRO Championships 2018 - Rnd 5 @ Donington Park

BMCRC Thunderbike Extreme

QUALIFYING - SECTOR ANALYSIS

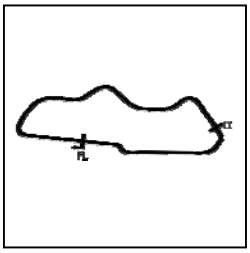

SECTOR 1 = FL to I1, SECTOR 2 = I1 to FL, DIFF = Difference To Personal Best Lap, P = Crossed Finish Line in Pit Lane, D = Time Disallowed

P25 228 Clive EMERSON Honda -

IDEAL LAP TIME : 1:25.701 BEST LAP TIME : 1:26.140 DIFFERENCE : 0.439

LAP	SECTOR 1	SECTOR 2	LAP TIME	MPH	DIFF	TIME OF DAY
1 -	1:01.401	30.306	1:31.707	77.68	5.567	11:29:18.735
2 -	57.778	29.637	1:27.415	81.50	1.275	11:30:46.150
3 -	57.496	***29.191***	1:26.687	82.18	0.547	11:32:12.837
4 -	56.768	29.372	***1:26.140*** **(1)**	***82.71***		***11:33:38.977***
5 -	58.113	30.209	1:28.322	80.66	2.182	11:35:07.299
6 -	56.637	29.708	1:26.345 **(3)**	82.51	0.205	11:36:33.644
7 -	***56.510***	29.821	1:26.331 **(2)**	82.52	0.191	11:37:59.975
8 -	56.619	IN PIT	1:34.537 **P**	75.36	8.397	11:39:34.512

P26 23 Claire BECKETT Suzuki - Cowpers Oak

IDEAL LAP TIME : 1:27.098 BEST LAP TIME : 1:27.101 DIFFERENCE : 0.003

LAP	SECTOR 1	SECTOR 2	LAP TIME	MPH	DIFF	TIME OF DAY
1 -	1:01.938	31.664	1:33.602	76.11	6.501	11:29:28.947
2 -	1:00.984	31.648	1:32.632	76.91	5.531	11:31:01.579
3 -	59.667	31.065	1:30.732	78.52	3.631	11:32:32.311
4 -	59.152	31.426	1:30.578	78.65	3.477	11:34:02.889
5 -	58.566	32.372	1:30.938	78.34	3.837	11:35:33.827
6 -	1:03.334	30.887	1:34.221	75.61	7.120	11:37:08.048
7 -	58.000	30.545	1:28.545 **(3)**	80.46	1.444	11:38:36.593
8 -	***57.216***	30.639	1:27.855 **(2)**	81.09	0.754	11:40:04.448
9 -	57.219	***29.882***	***1:27.101*** **(1)**	***81.79***		***11:41:31.549***

P27 3 Tom BARRETT Honda -

IDEAL LAP TIME : 1:27.889 BEST LAP TIME : 1:28.505 DIFFERENCE : 0.616

LAP	SECTOR 1	SECTOR 2	LAP TIME	MPH	DIFF	TIME OF DAY
1 -		34.142	2:05.626	56.71	37.121	11:32:53.497
2 -	1:02.885	32.639	1:35.524	74.58	7.019	11:34:29.021
3 -	1:00.480	31.115	1:31.595	77.78	3.090	11:36:00.616
4 -	58.100	***30.457***	1:28.557 **(2)**	80.45	0.052	11:37:29.173
5 -	***57.432***	31.073	***1:28.505*** **(1)**	***80.49***		***11:38:57.678***
6 -	57.942	31.149	1:29.091 **(3)**	79.97	0.586	11:40:26.769

P28 258 Ande FRIEND Suzuki - Flying colours MCT

IDEAL LAP TIME : 1:30.304 BEST LAP TIME : 1:30.304 DIFFERENCE : 0.000

LAP	SECTOR 1	SECTOR 2	LAP TIME	MPH	DIFF	TIME OF DAY
1 -	***1:00.218***	***30.086***	***1:30.304*** **(1)**	***78.89***		***11:29:23.276***
2 -	1:02.227	IN PIT	2:06.144 **P**	56.48	35.840	11:31:29.420

P29 177 R Samuel ELLIOTT Suzuki - J.D.E Racing

IDEAL LAP TIME : 1:30.368 BEST LAP TIME : 1:30.708 DIFFERENCE : 0.340

LAP	SECTOR 1	SECTOR 2	LAP TIME	MPH	DIFF	TIME OF DAY
1 -	1:03.370	31.542	1:34.912	75.06	4.204	11:29:28.205
2 -	59.653	31.381	1:31.034 **(3)**	78.26	0.326	11:30:59.239
3 -	59.559	31.490	1:31.049	78.25	0.341	11:32:30.288
4 -	59.826	31.170	1:30.996 **(2)**	78.29	0.288	11:34:01.284
5 -	59.579	***31.129***	***1:30.708*** **(1)**	***78.54***		***11:35:31.992***
6 -	1:00.900	31.153	1:32.053	77.39	1.345	11:37:04.045
7 -	***59.239***	IN PIT	1:34.501 **P**	75.39	3.793	11:38:38.546

Weather / Track : Cloudy / Dry

Donington Park National
Circuit Length = 1.9790 miles
Start: 11:27 Flag 11:40 End: 11:41

BMCRC - MRO Championships 2018 - Rnd 5 @ Donington Park

BMCRC Thunderbike Extreme

QUALIFYING - BEST SECTORS

	SECTOR 1			SECTOR 2			IDEAL / BEST COMPARISON					
POS	NO	NAME	TIME	NO	NAME	TIME	POS	NO	NAME	IDEAL	BEST	DIFF
									PERFECT LAP	1:15.036		
1	777	CONNEELY	49.055	777	CONNEELY	25.981	1	777	CONNEELY	1:15.036	1:15.036	0.000
2	76	BYARD	49.307	42	WOOD	26.329	2	76	BYARD	1:15.711	1:16.302	0.591
3	42	WOOD	49.492	76	BYARD	26.404	3	42	WOOD	1:15.821	1:15.882	0.061
4	69	RUSSO	49.662	41	ABRAHAM	26.518	4	303	NORTON	1:16.458	1:16.458	0.000
5	303	NORTON	49.904	82	HINNELLS	26.542	5	41	ABRAHAM	1:16.580	1:16.949	0.369
6	114	MARTIN	50.012	303	NORTON	26.554	6	82	HINNELLS	1:16.631	1:16.867	0.236
7	41	ABRAHAM	50.062	114	MARTIN	26.822	7	69	RUSSO	1:16.651	1:16.849	0.198
8	82	HINNELLS	50.089	64	CHAMBERLAIN	26.849	8	114	MARTIN	1:16.834	1:16.967	0.133
9	85	TUCKER	50.107	85	TUCKER	26.864	9	85	TUCKER	1:16.971	1:17.047	0.076
10	64	CHAMBERLAIN	50.168	49	McLURG	26.903	10	64	CHAMBERLAIN	1:17.017	1:17.159	0.142
11	49	McLURG	50.185	69	RUSSO	26.989	11	49	McLURG	1:17.088	1:17.088	0.000
12	131	EDMONDSON	51.780	15	KILLWORTH	27.292	12	52	MANTELL	1:19.181	1:19.548	0.367
13	52	MANTELL	51.874	52	MANTELL	27.307	13	131	EDMONDSON	1:19.350	1:19.996	0.646
14	15	KILLWORTH	52.128	131	EDMONDSON	27.570	14	15	KILLWORTH	1:19.420	1:19.430	0.010
15	117	STAGG	52.255	99	BREEN	27.932	15	117	STAGG	1:20.444	1:20.622	0.178
16	43	WILLSHER	53.017	22	SMYTH	28.163	16	22	SMYTH	1:21.434	1:21.434	0.000
17	22	SMYTH	53.271	117	STAGG	28.189	17	99	BREEN	1:21.633	1:21.810	0.177
18	99	BREEN	53.701	77	MAY	28.359	18	43	WILLSHER	1:22.271	1:22.333	0.062
19	19	MALONEY	54.467	37	MARSH	28.414	19	37	MARSH	1:22.984	1:23.389	0.405
20	37	MARSH	54.570	10	TRAXLER	28.727	20	77	MAY	1:23.196	1:23.196	0.000
21	10	TRAXLER	54.662	19	MALONEY	28.750	21	19	MALONEY	1:23.217	1:23.217	0.000
22	77	MAY	54.837	119	HEALEY	28.894	22	10	TRAXLER	1:23.389	1:23.389	0.000
23	119	HEALEY	55.110	228	EMERSON	29.191	23	119	HEALEY	1:24.004	1:24.004	0.000
24	35	HARVEY	56.057	43	WILLSHER	29.254	24	228	EMERSON	1:25.701	1:26.140	0.439
25	228	EMERSON	56.510	35	HARVEY	29.651	25	35	HARVEY	1:25.708	1:25.708	0.000
26	23	BECKETT	57.216	23	BECKETT	29.882	26	23	BECKETT	1:27.098	1:27.101	0.003
27	3	BARRETT	57.432	258	FRIEND	30.086	27	3	BARRETT	1:27.889	1:28.505	0.616
28	177	ELLIOTT	59.239	3	BARRETT	30.457	28	258	FRIEND	1:30.304	1:30.304	0.000
29	258	FRIEND	1:00.218	177	ELLIOTT	31.129	29	177	ELLIOTT	1:30.368	1:30.708	0.340
30												

Weather / Track : Cloudy / Dry

Donington Park National
Circuit Length = 1.9790 miles
Start: 11:27 Flag 11:40 End: 11:41

Results can be found at www.tsl-timing.com

Printed - 11:42 Saturday, 16 June 2018

BMCRC - MRO Championships 2018 - Rnd 5 @ Donington Park

BMCRC Thunderbike Extreme

RACE 1 - GRID (7 Laps)

ROW 10	30	14 Roger MARSH		29	177 Samuel ELLIOTT	1:30.708	28	258 Ande FRIEND 1:30.304
ROW 9	27	3 Tom BARRETT 1:28.505		26	23 Claire BECKETT	1:27.101	25	228 Clive EMERSON 1:26.140
ROW 8	24	35 Stephen HARVEY 1:25.708		23	119 Simon HEALEY	1:24.004	22	10 Alexandru TRAXLER 1:23.389
ROW 7	21	37 Robert MARSH 1:23.389		20	19 Ray MALONEY	1:23.217	19	77 David MAY 1:23.196
ROW 6	18	43 Richard WILLSHER 1:22.333		17	99 Robert BREEN	1:21.810	16	22 Samuel SMYTH 1:21.434
ROW 5	15	117 Raymond STAGG 1:20.622		14	131 Doug EDMONDSON	1:19.996	13	52 Barry MANTELL 1:19.548
ROW 4	12	15 Stacey KILLWORTH 1:19.430		11	64 Barry CHAMBERLAIN	1:17.159	10	49 Ross McLURG 1:17.088
ROW 3	9	85 Carl TUCKER 1:17.047		8	114 Ricky MARTIN	1:16.967	7	41 David ABRAHAM 1:16.949
ROW 2	6	82 Matt HINNELLS 1:16.867		5	69 Tony RUSSO	1:16.849	4	303 Adam NORTON 1:16.458
ROW 1	3	76 Jason BYARD 1:16.302		2	42 Alan WOOD	1:15.882	1	777 Darren CONNEELY 1:15.036

Pole

Donington Park National
Circuit Length = 1.9790 miles

These results are provisional until the conclusion of any judicial and technical matters.

Clerk Of Course :		Timekeeper :

Results can be found at www.tsl-timing.com

Printed - 11:43 Saturday, 16 June 2018

BMCRC - MRO Championships 2018 - Rnd 5 @ Donington Park

BMCRC Thunderbike Extreme

RACE 1 - CLASSIFICATION

POS	NO	CL	PIC	NAME	ENTRY	LAPS	TIME	GAP	DIFF	MPH	BEST	ON
1	777	R	1	Darren CONNEELY	Suzuki -	7	8:49.803			93.87	1:14.481	3
2	82		1	Matt HINNELLS	Aprilia - Bears repairs/Jamie Vale Carpentry	7	8:52.823	3.020	3.020	93.34	1:14.138	6
3	64		2	Barry CHAMBERLAIN	Suzuki - Airsys.co.uk	7	8:52.970	3.167	0.147	93.31	1:14.529	4
4	42		3	Alan WOOD	Suzuki - J.Clubb Aggregates & Concrete	7	8:59.490	9.687	6.520	92.19	1:15.602	7
5	41		4	David ABRAHAM	Aprilia - Cambridge Motorcycles	7	8:59.895	10.092	0.405	92.12	1:14.855	7
6	49		5	Ross McLURG	Suzuki - E.D.I Building / Steve Jordan Motorcycles	7	8:59.953	10.150	0.058	92.11	1:15.529	6
7	69		6	Tony RUSSO	Suzuki - Titan Elevators	7	9:03.938	14.135	3.985	91.43	1:15.792	6
8	85		7	Carl TUCKER	Aprilia - Kenny Wilson Racing	7	9:05.126	15.323	1.188	91.23	1:15.948	6
9	114		8	Ricky MARTIN	Suzuki - T.B.R Performance	7	9:05.512	15.709	0.386	91.17	1:16.146	6
10	303		9	Adam NORTON	Honda - Cozens Smith Fabrication	7	9:07.001	17.198	1.489	90.92	1:16.794	7
11	131		10	Doug EDMONDSON	Yamaha - Anyone want to lend me a bike for the Cla	7	9:10.752	20.949	3.751	90.30	1:16.126	6
12	77		11	David MAY	Suzuki - ELP Racing	7	9:19.322	29.519	8.570	88.92	1:18.379	2
13	15		12	Stacey KILLWORTH	Honda - BK/Everns	7	9:21.257	31.454	1.935	88.61	1:18.941	2
14	43		13	Richard WILLSHER	Yamaha - Willsher Plant	7	9:23.268	33.465	2.011	88.29	1:19.152	2
15	258		14	Ande FRIEND	Suzuki - Flying colours MCT	7	9:23.513	33.710	0.245	88.26	1:17.381	7
16	99	R	2	Robert BREEN	Suzuki - Traxden Motorcycles	7	9:28.633	38.830	5.120	87.46	1:19.306	2
17	52		15	Barry MANTELL	Honda - Swedish car connection	7	9:34.173	44.370	5.540	86.62	1:19.193	5
18	117		16	Raymond STAGG	Suzuki -	7	9:34.805	45.002	0.632	86.52	1:19.745	5
19	37		17	Robert MARSH	Kawasaki -	7	9:34.972	45.169	0.167	86.50	1:20.189	5
20	228		18	Clive EMERSON	Honda -	7	9:46.661	56.858	11.689	84.77	1:21.788	6
21	10	R	3	Alexandru TRAXLER	Yamaha - Traxden Motorcycles	7	9:47.109	57.306	0.448	84.71	1:21.999	7
22	19		19	Ray MALONEY	Kawasaki - Rosemount Engineering Solutions Ltd	7	9:48.958	59.155	1.849	84.44	1:22.329	2
23	119		20	Simon HEALEY	Yamaha - Popular Tyres / Steam Packet	7	10:01.539	1:11.736	12.581	82.68	1:24.185	2
24	35	R	4	Stephen HARVEY	Yamaha -	7	10:05.643	1:15.840	4.104	82.12	1:24.505	5
25	177	R	5	Samuel ELLIOTT	Suzuki - J.D.E Racing	7	10:12.592	1:22.789	6.949	81.18	1:23.615	7
26	23		21	Claire BECKETT	Suzuki - Cowpers Oak	7	10:15.858	1:26.055	3.266	80.75	1:26.251	2
					NOT CLASSIFIED							
DNF	3			Tom BARRETT	Honda -	6	8:45.939	1 Lap	1 Lap	81.01	1:23.181	3
DNF	22	R		Samuel SMYTH	Aprilia -	1	1:51.736	6 Laps	5 Laps	62.54		
DNF	76			Jason BYARD	Suzuki - May Construction	0						

FASTEST LAP

	82		Matt HINNELLS	Aprilia - Bears repairs/Jamie Vale Carpentry	6	1:14.138	96.09 mph	154.65 kph
	777	R	Darren CONNEELY	Suzuki -	3	1:14.481	95.65 mph	153.94 kph

Class R - 92.5% of Race Speed = 86.82 mph
Class - 92.5% of Race Speed = 86.33 mph

Donington Park National
Circuit Length = 1.9790 miles
Start: 14:55 Flag 15:04 End: 15:06

Weather / Track : Bright / Dry
These results are provisional until the conclusion of any judicial and technical matters.

Clerk Of Course :		Timekeeper :

Results can be found at www.tsl-timing.com

Printed - 15:07 Saturday, 16 June 2018

BMCRC - MRO Championships 2018 - Rnd 5 @ Donington Park

BMCRC Thunderbike Extreme

RACE 1 - LAP CHART

LAP 1 @ 14:57:18.975

NO	BEHIND	LAP TIME	
303		1:20.658	
777	0.050	1:20.708	
42	0.493	1:21.151	
49	0.626	1:21.284	
64	1.160	1:21.818	
82	1.497	1:22.155	
41	1.978	1:22.636	
85	2.805	1:23.463	
114	3.191	1:23.849	
69	3.598	1:24.256	
15	4.355	1:25.013	
131	4.787	1:25.445	
77	5.532	1:26.190	
43	5.875	1:26.533	
99	7.147	1:27.805	
117	8.124	1:28.782	
37	8.612	1:29.270	
258	8.793	1:29.451	
19	9.145	1:29.803	
228	9.569	1:30.227	
52	10.006	1:30.664	
10	10.064	1:30.722	
177	10.941	1:31.599	
119	12.634	1:33.292	
35	14.161	1:34.819	
23	14.512	1:35.170	
3	24.051	1:44.709	
22	31.078	1:51.736	**P**

LAP 2 @ 14:58:34.085

NO	BEHIND	LAP TIME
777		1:15.060
42	1.536	1:16.153
64	2.005	1:15.955
82	2.720	1:16.333
303	3.816	1:18.926
49	3.849	1:18.333
41	4.345	1:17.477
85	4.740	1:17.045
69	5.257	1:16.769
114	5.583	1:17.502
15	8.186	1:18.941
131	8.597	1:18.920
77	8.801	1:18.379
43	9.917	1:19.152
99	11.343	1:19.306
258	14.606	1:20.923
117	14.835	1:21.821
37	15.249	1:21.747
52	15.928	1:21.032
19	16.364	1:22.329
228	16.881	1:22.422
10	18.128	1:23.174
119	21.709	1:24.185
35	24.694	1:25.643
23	25.653	1:26.251
177	29.143	1:33.312
3	33.031	1:24.090

LAP 3 @ 14:59:48.566

NO	BEHIND	LAP TIME
777		1:14.481
64	3.029	1:15.505
82	3.302	1:15.063
49	5.420	1:16.052
42	5.572	1:18.517
303	6.818	1:17.483
41	6.943	1:17.079
85	7.239	1:16.980
114	8.016	1:16.914
69	8.019	1:17.243
131	13.271	1:19.155
15	13.735	1:20.030
77	13.939	1:19.619
43	14.829	1:19.393
99	17.181	1:20.319
258	19.797	1:19.672
117	22.264	1:21.910
52	22.386	1:20.939
37	22.399	1:21.631
228	26.002	1:23.602
19	26.342	1:24.459
10	26.754	1:23.107
119	31.751	1:24.523
35	36.677	1:26.464
23	37.937	1:26.765
177	41.354	1:26.692
3	41.731	1:23.181

LAP 4 @ 15:01:03.470

NO	BEHIND	LAP TIME
777		1:14.904
64	2.654	1:14.529
82	3.448	1:15.050
49	6.614	1:16.098
42	6.866	1:16.198
41	9.184	1:17.145
303	9.247	1:17.333
69	9.595	1:16.480
85	9.669	1:17.334
114	9.944	1:16.832
131	16.093	1:17.726
77	17.452	1:18.417
15	18.594	1:19.763
43	19.557	1:19.632
99	22.375	1:20.098
258	23.272	1:18.379
117	27.674	1:20.314
37	28.382	1:20.887
52	28.952	1:21.470
228	33.074	1:21.976
10	34.164	1:22.314
19	34.866	1:23.428
119	41.808	1:24.961
35	46.513	1:24.740
23	49.777	1:26.744
177	52.489	1:26.039
3	53.049	1:26.222

LAP 5 @ 15:02:18.322

NO	BEHIND	LAP TIME
777		1:14.852
64	2.522	1:14.720
82	3.388	1:14.792
42	8.198	1:16.184
49	8.878	1:17.116
41	9.722	1:15.390
69	11.960	1:17.217
85	12.819	1:18.002
114	12.877	1:17.785
303	12.939	1:18.544
131	18.031	1:16.790
77	21.276	1:18.676
15	22.837	1:19.095
43	23.873	1:19.168
258	27.860	1:19.440
99	28.545	1:21.022
117	32.567	1:19.745
52	33.293	1:19.193
37	33.719	1:20.189
228	41.325	1:23.103
10	42.313	1:23.001
19	42.977	1:22.963
119	51.327	1:24.371
35	56.166	1:24.505
23	1:01.348	1:26.423
3	1:01.678	1:23.481
177	1:04.284	1:26.647

LAP 6 @ 15:03:33.570

NO	BEHIND	LAP TIME
777		1:15.248
64	2.101	1:14.827
82	2.278	1:14.138
42	8.635	1:15.685
49	9.159	1:15.529
41	9.787	1:15.313
69	12.504	1:15.792
85	13.519	1:15.948
114	13.775	1:16.146
303	14.954	1:17.263
131	18.909	1:16.126
77	25.428	1:19.400
15	26.754	1:19.165
43	28.436	1:19.811
258	30.879	1:18.267
99	33.329	1:20.032
52	38.405	1:20.360
117	38.538	1:21.219
37	39.046	1:20.575
228	47.865	1:21.788
10	49.857	1:22.792
19	51.161	1:23.432
119	1:00.920	1:24.841
35	1:05.609	1:24.691
3	1:10.686	1:24.256
23	1:13.346	1:27.246
177	1:13.724	1:24.688

LAP 7 @ 15:04:48.120

NO	BEHIND	LAP TIME
777		1:14.550
82	3.020	1:15.292
64	3.167	1:15.616
42	9.687	1:15.602
41	10.092	1:14.855
49	10.150	1:15.541
69	14.135	1:16.181
85	15.323	1:16.354
114	15.709	1:16.484
303	17.198	1:16.794
131	20.949	1:16.590
77	29.519	1:18.641
15	31.454	1:19.250
43	33.465	1:19.579
258	33.710	1:17.381
99	38.830	1:20.051
52	44.370	1:20.515
117	45.002	1:21.014
37	45.169	1:20.673
228	56.858	1:23.543
10	57.306	1:21.999
19	59.155	1:22.544
119	1:11.736	1:25.366
35	1:15.840	1:24.781
177	1:22.789	1:23.615
23	1:26.055	1:27.259

Weather / Track : Bright / Dry

Donington Park National
Circuit Length = 1.9790 miles
Start: 14:55 Flag 15:04 End: 15:06

Results can be found at www.tsl-timing.com

Printed - 15:08 Saturday, 16 June 2018

BMCRC - MRO Championships 2018 - Rnd 5 @ Donington Park

BMCRC Thunderbike Extreme

RACE 1 - SECTOR ANALYSIS

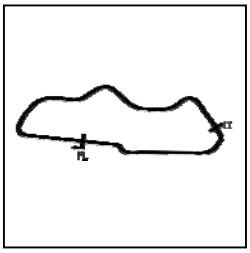

SECTOR 1 = FL to I1, SECTOR 2 = I1 to FL, DIFF = Difference To Personal Best Lap, P = Crossed Finish Line in Pit Lane, D = Time Disallowed

P1 777 R Darren CONNEELY Suzuki -

IDEAL LAP TIME : 1:14.481 BEST LAP TIME : 1:14.481 DIFFERENCE : 0.000

LAP	SECTOR 1	SECTOR 2	LAP TIME	MPH	DIFF	TIME OF DAY
1 -		26.969	1:20.708	88.27	6.227	14:57:19.025
2 -	48.789	26.271	1:15.060	94.91	0.579	14:58:34.085
3 -	***48.417***	***26.064***	***1:14.481 (1)***	***95.65***		***14:59:48.566***
4 -	48.529	26.375	1:14.904	95.11	0.423	15:01:03.470
5 -	48.608	26.244	1:14.852 **(3)**	95.18	0.371	15:02:18.322
6 -	48.895	26.353	1:15.248	94.68	0.767	15:03:33.570
7 -	48.426	26.124	1:14.550 **(2)**	95.56	0.069	15:04:48.120

P2 82 Matt HINNELLS Aprilia - Bears repairs/Jamie Vale Carpentry

IDEAL LAP TIME : 1:14.138 BEST LAP TIME : 1:14.138 DIFFERENCE : 0.000

LAP	SECTOR 1	SECTOR 2	LAP TIME	MPH	DIFF	TIME OF DAY
1 -		26.978	1:22.155	86.72	8.017	14:57:20.472
2 -	49.784	26.549	1:16.333	93.33	2.195	14:58:36.805
3 -	48.751	26.312	1:15.063	94.91	0.925	14:59:51.868
4 -	48.927	26.123	1:15.050 **(3)**	94.93	0.912	15:01:06.918
5 -	48.635	26.157	1:14.792 **(2)**	95.25	0.654	15:02:21.710
6 -	***48.257***	***25.881***	***1:14.138 (1)***	***96.09***		***15:03:35.848***
7 -	48.921	26.371	1:15.292	94.62	1.154	15:04:51.140

P3 64 Barry CHAMBERLAIN Suzuki - Airsys.co.uk

IDEAL LAP TIME : 1:14.450 BEST LAP TIME : 1:14.529 DIFFERENCE : 0.079

LAP	SECTOR 1	SECTOR 2	LAP TIME	MPH	DIFF	TIME OF DAY
1 -		27.273	1:21.818	87.07	7.289	14:57:20.135
2 -	49.836	26.119	1:15.955	93.80	1.426	14:58:36.090
3 -	49.076	26.429	1:15.505	94.35	0.976	14:59:51.595
4 -	48.461	***26.068***	***1:14.529 (1)***	***95.59***		***15:01:06.124***
5 -	***48.382***	26.338	1:14.720 **(2)**	95.35	0.191	15:02:20.844
6 -	48.597	26.230	1:14.827 **(3)**	95.21	0.298	15:03:35.671
7 -	48.915	26.701	1:15.616	94.22	1.087	15:04:51.287

P4 42 Alan WOOD Suzuki - J.Clubb Aggregates & Concrete

IDEAL LAP TIME : 1:15.376 BEST LAP TIME : 1:15.602 DIFFERENCE : 0.226

LAP	SECTOR 1	SECTOR 2	LAP TIME	MPH	DIFF	TIME OF DAY
1 -		27.049	1:21.151	87.79	5.549	14:57:19.468
2 -	49.691	26.462	1:16.153 **(3)**	93.55	0.551	14:58:35.621
3 -	49.282	29.235	1:18.517	90.74	2.915	14:59:54.138
4 -	49.814	26.384	1:16.198	93.50	0.596	15:01:10.336
5 -	49.871	***26.313***	1:16.184	93.51	0.582	15:02:26.520
6 -	49.267	26.418	1:15.685 **(2)**	94.13	0.083	15:03:42.205
7 -	***49.063***	26.539	***1:15.602 (1)***	***94.23***		***15:04:57.807***

P5 41 David ABRAHAM Aprilia - Cambridge Motorcycles

IDEAL LAP TIME : 1:14.753 BEST LAP TIME : 1:14.855 DIFFERENCE : 0.102

LAP	SECTOR 1	SECTOR 2	LAP TIME	MPH	DIFF	TIME OF DAY
1 -		27.347	1:22.636	86.21	7.781	14:57:20.953
2 -	49.541	27.936	1:17.477	91.95	2.622	14:58:38.430
3 -	50.385	26.694	1:17.079	92.43	2.224	14:59:55.509
4 -	50.148	26.997	1:17.145	92.35	2.290	15:01:12.654
5 -	49.101	***26.289***	1:15.390 **(3)**	94.50	0.535	15:02:28.044
6 -	48.858	26.455	1:15.313 **(2)**	94.60	0.458	15:03:43.357
7 -	***48.464***	26.391	***1:14.855 (1)***	***95.17***		***15:04:58.212***

P6 49 Ross McLURG Suzuki - E.D.I Building / Steve Jordan Motorcycles

IDEAL LAP TIME : 1:15.176 BEST LAP TIME : 1:15.529 DIFFERENCE : 0.353

LAP	SECTOR 1	SECTOR 2	LAP TIME	MPH	DIFF	TIME OF DAY

Weather / Track : Bright / Dry

Donington Park National
Circuit Length = 1.9790 miles
Start: 14:55 Flag 15:04 End: 15:06

BMCRC - MRO Championships 2018 - Rnd 5 @ Donington Park

BMCRC Thunderbike Extreme

RACE 1 - SECTOR ANALYSIS

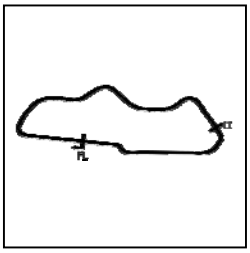

SECTOR 1 = FL to I1, SECTOR 2 = I1 to FL, DIFF = Difference To Personal Best Lap, P = Crossed Finish Line in Pit Lane, D = Time Disallowed

1 -		26.945	1:21.284		87.65	5.755	14:57:19.601
2 -	50.296	28.037	1:18.333		90.95	2.804	14:58:37.934
3 -	49.692	***26.360***	1:16.052	**(3)**	93.68	0.523	14:59:53.986
4 -	49.378	26.720	1:16.098		93.62	0.569	15:01:10.084
5 -	50.513	26.603	1:17.116		92.38	1.587	15:02:27.200
6 -	49.151	26.378	***1:15.529***	**(1)**	***94.32***		***15:03:42.729***
7 -	***48.816***	26.725	1:15.541	**(2)**	94.31	0.012	15:04:58.270

P7 69 Tony RUSSO Suzuki - Titan Elevators

IDEAL LAP TIME : 1:15.792 BEST LAP TIME : 1:15.792 DIFFERENCE : 0.000

LAP	SECTOR 1	SECTOR 2	LAP TIME		MPH	DIFF	TIME OF DAY
1 -		27.797	1:24.256		84.55	8.464	14:57:22.573
2 -	50.072	26.697	1:16.769		92.80	0.977	14:58:39.342
3 -	50.459	26.784	1:17.243		92.23	1.451	14:59:56.585
4 -	49.481	26.999	1:16.480	**(3)**	93.15	0.688	15:01:13.065
5 -	50.266	26.951	1:17.217		92.26	1.425	15:02:30.282
6 -	***49.132***	***26.660***	***1:15.792***	**(1)**	***94.00***		***15:03:46.074***
7 -	49.291	26.890	1:16.181	**(2)**	93.52	0.389	15:05:02.255

P8 85 Carl TUCKER Aprilia - Kenny Wilson Racing

IDEAL LAP TIME : 1:15.758 BEST LAP TIME : 1:15.948 DIFFERENCE : 0.190

LAP	SECTOR 1	SECTOR 2	LAP TIME		MPH	DIFF	TIME OF DAY
1 -		27.477	1:23.463		85.36	7.515	14:57:21.780
2 -	50.221	26.824	1:17.045		92.47	1.097	14:58:38.825
3 -	50.337	26.643	1:16.980	**(3)**	92.55	1.032	14:59:55.805
4 -	50.568	26.766	1:17.334		92.12	1.386	15:01:13.139
5 -	50.729	27.273	1:18.002		91.33	2.054	15:02:31.141
6 -	***49.190***	26.758	***1:15.948***	**(1)**	***93.80***		***15:03:47.089***
7 -	49.786	***26.568***	1:16.354	**(2)**	93.31	0.406	15:05:03.443

P9 114 Ricky MARTIN Suzuki - T.B.R Performance

IDEAL LAP TIME : 1:16.146 BEST LAP TIME : 1:16.146 DIFFERENCE : 0.000

LAP	SECTOR 1	SECTOR 2	LAP TIME		MPH	DIFF	TIME OF DAY
1 -		27.675	1:23.849		84.96	7.703	14:57:22.166
2 -	50.715	26.787	1:17.502		91.92	1.356	14:58:39.668
3 -	50.367	26.547	1:16.914		92.63	0.768	14:59:56.582
4 -	49.988	26.844	1:16.832	**(3)**	92.73	0.686	15:01:13.414
5 -	50.254	27.531	1:17.785		91.59	1.639	15:02:31.199
6 -	***49.778***	***26.368***	***1:16.146***	**(1)**	***93.56***		***15:03:47.345***
7 -	49.816	26.668	1:16.484	**(2)**	93.15	0.338	15:05:03.829

P10 303 Adam NORTON Honda - Cozens Smith Fabrication

IDEAL LAP TIME : 1:16.738 BEST LAP TIME : 1:16.794 DIFFERENCE : 0.056

LAP	SECTOR 1	SECTOR 2	LAP TIME		MPH	DIFF	TIME OF DAY
1 -		27.298	1:20.658		88.33	3.864	14:57:18.975
2 -	50.706	28.220	1:18.926		90.26	2.132	14:58:37.901
3 -	50.446	27.037	1:17.483		91.95	0.689	14:59:55.384
4 -	50.063	27.270	1:17.333	**(3)**	92.12	0.539	15:01:12.717
5 -	50.879	27.665	1:18.544		90.70	1.750	15:02:31.261
6 -	50.482	***26.781***	1:17.263	**(2)**	92.21	0.469	15:03:48.524
7 -	***49.957***	26.837	***1:16.794***	**(1)**	***92.77***		***15:05:05.318***

P11 131 Doug EDMONDSON Yamaha - Anyone want to lend me a bike for the Classic TT 201

IDEAL LAP TIME : 1:16.126 BEST LAP TIME : 1:16.126 DIFFERENCE : 0.000

LAP	SECTOR 1	SECTOR 2	LAP TIME		MPH	DIFF	TIME OF DAY
1 -		27.641	1:25.445		83.38	9.319	14:57:23.762
2 -	51.732	27.188	1:18.920		90.27	2.794	14:58:42.682
3 -	52.180	26.975	1:19.155		90.00	3.029	15:00:01.837
4 -	50.757	26.969	1:17.726		91.66	1.600	15:01:19.563

Weather / Track : Bright / Dry

Donington Park National
Circuit Length = 1.9790 miles
Start: 14:55 Flag 15:04 End: 15:06

BMCRC - MRO Championships 2018 - Rnd 5 @ Donington Park

BMCRC Thunderbike Extreme

RACE 1 - SECTOR ANALYSIS

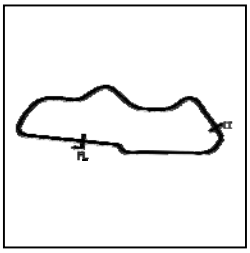

SECTOR 1 = FL to I1, SECTOR 2 = I1 to FL, DIFF = Difference To Personal Best Lap, P = Crossed Finish Line in Pit Lane, D = Time Disallowed

5 -	50.277	26.513	1:16.790	(3)	92.78	0.664	15:02:36.353
6 -	***49.651***	***26.475***	***1:16.126***	**(1)**	***93.59***		***15:03:52.479***
7 -	50.105	26.485	1:16.590	(2)	93.02	0.464	15:05:09.069

P12 77 David MAY Suzuki - ELP Racing

IDEAL LAP TIME : 1:18.299 BEST LAP TIME : 1:18.379 DIFFERENCE : 0.080

LAP	SECTOR 1	SECTOR 2	LAP TIME		MPH	DIFF	TIME OF DAY
1 -		27.808	1:26.190		82.66	7.811	14:57:24.507
2 -	***51.413***	26.966	***1:18.379***	**(1)**	***90.89***		***14:58:42.886***
3 -	52.197	27.422	1:19.619		89.48	1.240	15:00:02.505
4 -	51.531	***26.886***	1:18.417	(2)	90.85	0.038	15:01:20.922
5 -	51.465	27.211	1:18.676		90.55	0.297	15:02:39.598
6 -	51.990	27.410	1:19.400		89.73	1.021	15:03:58.998
7 -	51.524	27.117	1:18.641	(3)	90.59	0.262	15:05:17.639

P13 15 Stacey KILLWORTH Honda - BK/Everns

IDEAL LAP TIME : 1:18.941 BEST LAP TIME : 1:18.941 DIFFERENCE : 0.000

LAP	SECTOR 1	SECTOR 2	LAP TIME		MPH	DIFF	TIME OF DAY
1 -		27.531	1:25.013		83.80	6.072	14:57:23.330
2 -	***51.704***	***27.237***	***1:18.941***	**(1)**	***90.25***		***14:58:42.271***
3 -	52.208	27.822	1:20.030		89.02	1.089	15:00:02.301
4 -	52.205	27.558	1:19.763		89.32	0.822	15:01:22.064
5 -	51.849	27.246	1:19.095	(2)	90.07	0.154	15:02:41.159
6 -	51.846	27.319	1:19.165	(3)	89.99	0.224	15:04:00.324
7 -	51.963	27.287	1:19.250		89.90	0.309	15:05:19.574

P14 43 Richard WILLSHER Yamaha - Willsher Plant

IDEAL LAP TIME : 1:18.675 BEST LAP TIME : 1:19.152 DIFFERENCE : 0.477

LAP	SECTOR 1	SECTOR 2	LAP TIME		MPH	DIFF	TIME OF DAY
1 -		28.469	1:26.533		82.33	7.381	14:57:24.850
2 -	51.611	***27.541***	***1:19.152***	**(1)**	***90.01***		***14:58:44.002***
3 -	51.521	27.872	1:19.393	(3)	89.73	0.241	15:00:03.395
4 -	51.498	28.134	1:19.632		89.46	0.480	15:01:23.027
5 -	***51.134***	28.034	1:19.168	(2)	89.99	0.016	15:02:42.195
6 -	51.480	28.331	1:19.811		89.26	0.659	15:04:02.006
7 -	51.702	27.877	1:19.579		89.52	0.427	15:05:21.585

P15 258 Ande FRIEND Suzuki - Flying colours MCT

IDEAL LAP TIME : 1:17.381 BEST LAP TIME : 1:17.381 DIFFERENCE : 0.000

LAP	SECTOR 1	SECTOR 2	LAP TIME		MPH	DIFF	TIME OF DAY
1 -		28.552	1:29.451		79.64	12.070	14:57:27.768
2 -	53.167	27.756	1:20.923		88.04	3.542	14:58:48.691
3 -	52.002	27.670	1:19.672		89.42	2.291	15:00:08.363
4 -	51.186	27.193	1:18.379	(3)	90.89	0.998	15:01:26.742
5 -	51.959	27.481	1:19.440		89.68	2.059	15:02:46.182
6 -	50.827	27.440	1:18.267	(2)	91.02	0.886	15:04:04.449
7 -	***50.362***	***27.019***	***1:17.381***	**(1)**	***92.07***		***15:05:21.830***

P16 99 R Robert BREEN Suzuki - Traxden Motorcycles

IDEAL LAP TIME : 1:19.306 BEST LAP TIME : 1:19.306 DIFFERENCE : 0.000

LAP	SECTOR 1	SECTOR 2	LAP TIME		MPH	DIFF	TIME OF DAY
1 -		28.336	1:27.805		81.14	8.499	14:57:26.122
2 -	***51.863***	***27.443***	***1:19.306***	**(1)**	***89.83***		***14:58:45.428***
3 -	52.143	28.176	1:20.319		88.70	1.013	15:00:05.747
4 -	52.546	27.552	1:20.098		88.94	0.792	15:01:25.845
5 -	52.649	28.373	1:21.022		87.93	1.716	15:02:46.867
6 -	52.306	27.726	1:20.032	(2)	89.02	0.726	15:04:06.899
7 -	52.334	27.717	1:20.051	(3)	89.00	0.745	15:05:26.950

Weather / Track : Bright / Dry

Donington Park National
Circuit Length = 1.9790 miles
Start: 14:55 Flag 15:04 End: 15:06

BMCRC - MRO Championships 2018 - Rnd 5 @ Donington Park

BMCRC Thunderbike Extreme

RACE 1 - SECTOR ANALYSIS

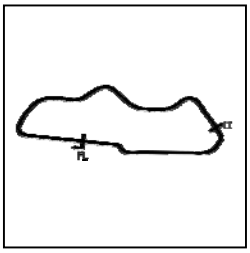

SECTOR 1 = FL to I1, SECTOR 2 = I1 to FL, DIFF = Difference To Personal Best Lap, P = Crossed Finish Line in Pit Lane, D = Time Disallowed

P17 52 Barry MANTELL Honda - Swedish car connection

IDEAL LAP TIME : 1:19.107 BEST LAP TIME : 1:19.193 DIFFERENCE : 0.086

LAP	SECTOR 1	SECTOR 2	LAP TIME	MPH	DIFF	TIME OF DAY
1 -		28.356	1:30.664	78.58	11.471	14:57:28.981
2 -	53.024	28.008	1:21.032	87.92	1.839	14:58:50.013
3 -	52.772	28.167	1:20.939	88.02	1.746	15:00:10.952
4 -	52.535	28.935	1:21.470	87.45	2.277	15:01:32.422
5 -	51.711	***27.482***	***1:19.193*** **(1)**	***89.96***		***15:02:51.615***
6 -	***51.625***	28.735	1:20.360 **(2)**	88.65	1.167	15:04:11.975
7 -	52.551	27.964	1:20.515 **(3)**	88.48	1.322	15:05:32.490

P18 117 Raymond STAGG Suzuki -

IDEAL LAP TIME : 1:19.245 BEST LAP TIME : 1:19.745 DIFFERENCE : 0.500

LAP	SECTOR 1	SECTOR 2	LAP TIME	MPH	DIFF	TIME OF DAY
1 -		29.063	1:28.782	80.24	9.037	14:57:27.099
2 -	53.407	28.414	1:21.821	87.07	2.076	14:58:48.920
3 -	53.385	28.525	1:21.910	86.98	2.165	15:00:10.830
4 -	52.031	28.283	1:20.314 **(2)**	88.70	0.569	15:01:31.144
5 -	51.914	***27.831***	***1:19.745*** **(1)**	***89.34***		***15:02:50.889***
6 -	***51.414***	29.805	1:21.219	87.72	1.474	15:04:12.108
7 -	52.887	28.127	1:21.014 **(3)**	87.94	1.269	15:05:33.122

P19 37 Robert MARSH Kawasaki -

IDEAL LAP TIME : 1:20.118 BEST LAP TIME : 1:20.189 DIFFERENCE : 0.071

LAP	SECTOR 1	SECTOR 2	LAP TIME	MPH	DIFF	TIME OF DAY
1 -		28.778	1:29.270	79.80	9.081	14:57:27.587
2 -	53.413	28.334	1:21.747	87.15	1.558	14:58:49.334
3 -	53.268	28.363	1:21.631	87.27	1.442	15:00:10.965
4 -	52.327	28.560	1:20.887	88.08	0.698	15:01:31.852
5 -	***51.999***	28.190	***1:20.189*** **(1)**	***88.84***		***15:02:52.041***
6 -	52.349	28.226	1:20.575 **(2)**	88.42	0.386	15:04:12.616
7 -	52.554	***28.119***	1:20.673 **(3)**	88.31	0.484	15:05:33.289

P20 228 Clive EMERSON Honda -

IDEAL LAP TIME : 1:21.592 BEST LAP TIME : 1:21.788 DIFFERENCE : 0.196

LAP	SECTOR 1	SECTOR 2	LAP TIME	MPH	DIFF	TIME OF DAY
1 -		28.688	1:30.227	78.96	8.439	14:57:28.544
2 -	54.134	28.288	1:22.422 **(3)**	86.44	0.634	14:58:50.966
3 -	54.605	28.997	1:23.602	85.22	1.814	15:00:14.568
4 -	***53.344***	28.632	1:21.976 **(2)**	86.91	0.188	15:01:36.544
5 -	54.296	28.807	1:23.103	85.73	1.315	15:02:59.647
6 -	53.540	***28.248***	***1:21.788*** **(1)**	***87.11***		***15:04:21.435***
7 -	53.546	29.997	1:23.543	85.28	1.755	15:05:44.978

P21 10 R Alexandru TRAXLER Yamaha - Traxden Motorcycles

IDEAL LAP TIME : 1:21.999 BEST LAP TIME : 1:21.999 DIFFERENCE : 0.000

LAP	SECTOR 1	SECTOR 2	LAP TIME	MPH	DIFF	TIME OF DAY
1 -		28.561	1:30.722	78.53	8.723	14:57:29.039
2 -	54.518	28.656	1:23.174	85.65	1.175	14:58:52.213
3 -	54.197	28.910	1:23.107	85.72	1.108	15:00:15.320
4 -	53.858	28.456	1:22.314 **(2)**	86.55	0.315	15:01:37.634
5 -	54.388	28.613	1:23.001	85.83	1.002	15:03:00.635
6 -	54.200	28.592	1:22.792 **(3)**	86.05	0.793	15:04:23.427
7 -	***53.674***	***28.325***	***1:21.999*** **(1)**	***86.88***		***15:05:45.426***

P22 19 Ray MALONEY Kawasaki - Rosemount Engineering Solutions Ltd

IDEAL LAP TIME : 1:21.894 BEST LAP TIME : 1:22.329 DIFFERENCE : 0.435

LAP	SECTOR 1	SECTOR 2	LAP TIME	MPH	DIFF	TIME OF DAY

Weather / Track : Bright / Dry

Donington Park National
Circuit Length = 1.9790 miles
Start: 14:55 Flag 15:04 End: 15:06

BMCRC - MRO Championships 2018 - Rnd 5 @ Donington Park

BMCRC Thunderbike Extreme

RACE 1 - SECTOR ANALYSIS

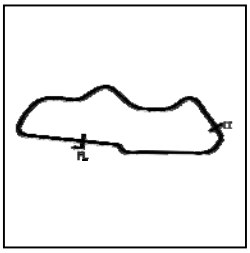

SECTOR 1 = FL to I1, SECTOR 2 = I1 to FL, DIFF = Difference To Personal Best Lap, P = Crossed Finish Line in Pit Lane, D = Time Disallowed

1 -		29.661	1:29.803		79.33	7.474	14:57:28.120
2 -	***53.390***	28.939	***1:22.329***	**(1)**	***86.53***		***14:58:50.449***
3 -	54.847	29.612	1:24.459		84.35	2.130	15:00:14.908
4 -	53.769	29.659	1:23.428		85.39	1.099	15:01:38.336
5 -	54.117	28.846	1:22.963	**(3)**	85.87	0.634	15:03:01.299
6 -	54.509	28.923	1:23.432		85.39	1.103	15:04:24.731
7 -	54.040	***28.504***	1:22.544	**(2)**	86.31	0.215	15:05:47.275

P23 119 Simon HEALEY Yamaha - Popular Tyres / Steam Packet

IDEAL LAP TIME : 1:24.013 BEST LAP TIME : 1:24.185 DIFFERENCE : 0.172

LAP	SECTOR 1	SECTOR 2	LAP TIME		MPH	DIFF	TIME OF DAY
1 -		29.183	1:33.292		76.36	9.107	14:57:31.609
2 -	***55.020***	29.165	***1:24.185***	**(1)**	***84.63***		***14:58:55.794***
3 -	55.147	29.376	1:24.523	**(3)**	84.29	0.338	15:00:20.317
4 -	55.725	29.236	1:24.961		83.85	0.776	15:01:45.278
5 -	55.378	***28.993***	1:24.371	**(2)**	84.44	0.186	15:03:09.649
6 -	55.580	29.261	1:24.841		83.97	0.656	15:04:34.490
7 -	55.876	29.490	1:25.366		83.45	1.181	15:05:59.856

P24 35 R Stephen HARVEY Yamaha -

IDEAL LAP TIME : 1:24.044 BEST LAP TIME : 1:24.505 DIFFERENCE : 0.461

LAP	SECTOR 1	SECTOR 2	LAP TIME		MPH	DIFF	TIME OF DAY
1 -		30.281	1:34.819		75.13	10.314	14:57:33.136
2 -	56.094	29.549	1:25.643		83.19	1.138	14:58:58.779
3 -	56.497	29.967	1:26.464		82.40	1.959	15:00:25.243
4 -	55.395	29.345	1:24.740	**(3)**	84.07	0.235	15:01:49.983
5 -	***54.938***	29.567	***1:24.505***	**(1)**	***84.31***		***15:03:14.488***
6 -	55.585	***29.106***	1:24.691	**(2)**	84.12	0.186	15:04:39.179
7 -	55.220	29.561	1:24.781		84.03	0.276	15:06:03.960

P25 177 R Samuel ELLIOTT Suzuki - J.D.E Racing

IDEAL LAP TIME : 1:23.463 BEST LAP TIME : 1:23.615 DIFFERENCE : 0.152

LAP	SECTOR 1	SECTOR 2	LAP TIME		MPH	DIFF	TIME OF DAY
1 -		***29.006***	1:31.599		77.78	7.984	14:57:29.916
2 -	1:01.578	31.734	1:33.312		76.35	9.697	14:59:03.228
3 -	56.724	29.968	1:26.692		82.18	3.077	15:00:29.920
4 -	55.908	30.131	1:26.039	**(3)**	82.80	2.424	15:01:55.959
5 -	56.666	29.981	1:26.647		82.22	3.032	15:03:22.606
6 -	55.418	29.270	1:24.688	**(2)**	84.12	1.073	15:04:47.294
7 -	***54.457***	29.158	***1:23.615***	**(1)**	***85.20***		***15:06:10.909***

P26 23 Claire BECKETT Suzuki - Cowpers Oak

IDEAL LAP TIME : 1:25.896 BEST LAP TIME : 1:26.251 DIFFERENCE : 0.355

LAP	SECTOR 1	SECTOR 2	LAP TIME		MPH	DIFF	TIME OF DAY
1 -		32.104	1:35.170		74.86	8.919	14:57:33.487
2 -	56.492	***29.759***	***1:26.251***	**(1)**	***82.60***		***14:58:59.738***
3 -	56.718	30.047	1:26.765		82.11	0.514	15:00:26.503
4 -	56.595	30.149	1:26.744	**(3)**	82.13	0.493	15:01:53.247
5 -	***56.137***	30.286	1:26.423	**(2)**	82.43	0.172	15:03:19.670
6 -	56.888	30.358	1:27.246		81.66	0.995	15:04:46.916
7 -	56.995	30.264	1:27.259		81.64	1.008	15:06:14.175

P27 3 Tom BARRETT Honda -

IDEAL LAP TIME : 1:22.601 BEST LAP TIME : 1:23.181 DIFFERENCE : 0.580

LAP	SECTOR 1	SECTOR 2	LAP TIME		MPH	DIFF	TIME OF DAY
1 -		41.290	1:44.709		68.04	21.528	14:57:43.026
2 -	54.644	29.446	1:24.090	**(3)**	84.72	0.909	14:59:07.116
3 -	***53.460***	29.721	***1:23.181***	**(1)**	***85.65***		***15:00:30.297***
4 -	55.762	30.460	1:26.222		82.63	3.041	15:01:56.519

Weather / Track : Bright / Dry

Donington Park National
Circuit Length = 1.9790 miles
Start: 14:55 Flag 15:04 End: 15:06

BMCRC - MRO Championships 2018 - Rnd 5 @ Donington Park

BMCRC Thunderbike Extreme

RACE 1 - SECTOR ANALYSIS

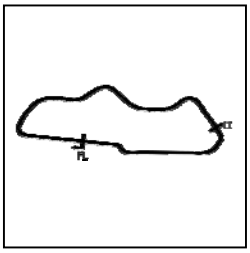

SECTOR 1 = FL to I1, SECTOR 2 = I1 to FL, DIFF = Difference To Personal Best Lap, P = Crossed Finish Line in Pit Lane, D = Time Disallowed

5 -	54.027	29.454	1:23.481	**(2)**	85.34	0.300	15:03:20.000
6 -	55.115	***29.141***	1:24.256		84.55	1.075	15:04:44.256

P28 22 R Samuel SMYTH Aprilia -

IDEAL LAP TIME : BEST LAP TIME : DIFFERENCE :

LAP	SECTOR 1	SECTOR 2	LAP TIME		MPH	DIFF	TIME OF DAY
1 -		***IN PIT***	1:51.736	**P**	63.76		14:57:50.053

Weather / Track : Bright / Dry

Donington Park National
Circuit Length = 1.9790 miles
Start: 14:55 Flag 15:04 End: 15:06

BMCRC - MRO Championships 2018 - Rnd 5 @ Donington Park

BMCRC Thunderbike Extreme

RACE 1 - BEST SECTORS

SECTOR 1				SECTOR 2			IDEAL / BEST COMPARISON					
POS	NO	NAME	TIME	NO	NAME	TIME	POS	NO	NAME	IDEAL	BEST	DIFF
									PERFECT LAP	1:14.138		
1	82	HINNELLS	48.257	82	HINNELLS	25.881	1	82	HINNELLS	1:14.138	1:14.138	0.000
2	64	CHAMBERLAIN	48.382	777	CONNEELY	26.064	2	64	CHAMBERLAIN	1:14.450	1:14.529	0.079
3	777	CONNEELY	48.417	64	CHAMBERLAIN	26.068	3	777	CONNEELY	1:14.481	1:14.481	0.000
4	41	ABRAHAM	48.464	41	ABRAHAM	26.289	4	41	ABRAHAM	1:14.753	1:14.855	0.102
5	49	McLURG	48.816	42	WOOD	26.313	5	49	McLURG	1:15.176	1:15.529	0.353
6	42	WOOD	49.063	49	McLURG	26.360	6	42	WOOD	1:15.376	1:15.602	0.226
7	69	RUSSO	49.132	114	MARTIN	26.368	7	85	TUCKER	1:15.758	1:15.948	0.190
8	85	TUCKER	49.190	131	EDMONDSON	26.475	8	69	RUSSO	1:15.792	1:15.792	0.000
9	131	EDMONDSON	49.651	85	TUCKER	26.568	9	131	EDMONDSON	1:16.126	1:16.126	0.000
10	114	MARTIN	49.778	69	RUSSO	26.660	10	114	MARTIN	1:16.146	1:16.146	0.000
11	303	NORTON	49.957	303	NORTON	26.781	11	303	NORTON	1:16.738	1:16.794	0.056
12	258	FRIEND	50.362	77	MAY	26.886	12	258	FRIEND	1:17.381	1:17.381	0.000
13	43	WILLSHER	51.134	258	FRIEND	27.019	13	77	MAY	1:18.299	1:18.379	0.080
14	77	MAY	51.413	15	KILLWORTH	27.237	14	43	WILLSHER	1:18.675	1:19.152	0.477
15	117	STAGG	51.414	99	BREEN	27.443	15	15	KILLWORTH	1:18.941	1:18.941	0.000
16	52	MANTELL	51.625	52	MANTELL	27.482	16	52	MANTELL	1:19.107	1:19.193	0.086
17	15	KILLWORTH	51.704	43	WILLSHER	27.541	17	117	STAGG	1:19.245	1:19.745	0.500
18	99	BREEN	51.863	117	STAGG	27.831	18	99	BREEN	1:19.306	1:19.306	0.000
19	37	MARSH	51.999	37	MARSH	28.119	19	37	MARSH	1:20.118	1:20.189	0.071
20	228	EMERSON	53.344	228	EMERSON	28.248	20	228	EMERSON	1:21.592	1:21.788	0.196
21	19	MALONEY	53.390	10	TRAXLER	28.325	21	19	MALONEY	1:21.894	1:22.329	0.435
22	3	BARRETT	53.460	19	MALONEY	28.504	22	10	TRAXLER	1:21.999	1:21.999	0.000
23	10	TRAXLER	53.674	119	HEALEY	28.993	23	3	BARRETT	1:22.601	1:23.181	0.580
24	177	ELLIOTT	54.457	177	ELLIOTT	29.006	24	177	ELLIOTT	1:23.463	1:23.615	0.152
25	35	HARVEY	54.938	35	HARVEY	29.106	25	119	HEALEY	1:24.013	1:24.185	0.172
26	119	HEALEY	55.020	3	BARRETT	29.141	26	35	HARVEY	1:24.044	1:24.505	0.461
27	23	BECKETT	56.137	23	BECKETT	29.759	27	23	BECKETT	1:25.896	1:26.251	0.355
28							28	22	SMYTH			
29												

Weather / Track : Bright / Dry

Donington Park National
Circuit Length = 1.9790 miles
Start: 14:55 Flag 15:04 End: 15:06

Results can be found at www.tsl-timing.com

Printed - 15:09 Saturday, 16 June 2018

BMCRC - MRO Championships 2018 - Rnd 5 @ Donington Park

BMCRC Thunderbike Extreme

RACE 1 - GRID (10 Laps)

ROW 10	30	14	Roger MARSH	29	22	Samuel SMYTH	28	76 Jason BYARD
ROW 9	27	23	Claire BECKETT 1:26.251	26	35	Stephen HARVEY 1:24.505	25	119 Simon HEALEY 1:24.185
ROW 8	24	177	Samuel ELLIOTT 1:23.615	23	3	Tom BARRETT 1:23.181	22	19 Ray MALONEY 1:22.329
ROW 7	21	10	Alexandru TRAXLER 1:21.999	20	228	Clive EMERSON 1:21.788	19	37 Robert MARSH 1:20.189
ROW 6	18	117	Raymond STAGG 1:19.745	17	99	Robert BREEN 1:19.306	16	52 Barry MANTELL 1:19.193
ROW 5	15	43	Richard WILLSHER 1:19.152	14	15	Stacey KILLWORTH 1:18.941	13	77 David MAY 1:18.379
ROW 4	12	258	Ande FRIEND 1:17.381	11	303	Adam NORTON 1:16.794	10	114 Ricky MARTIN 1:16.146
ROW 3	9	131	Doug EDMONDSON 1:16.126	8	85	Carl TUCKER 1:15.948	7	69 Tony RUSSO 1:15.792
ROW 2	6	42	Alan WOOD 1:15.602	5	49	Ross McLURG 1:15.529	4	41 David ABRAHAM 1:14.855
ROW 1	3	64	Barry CHAMBERLAIN 1:14.529	2	777	Darren CONNEELY 1:14.481	1	82 Matt HINNELLS 1:14.138

Pole

Donington Park National
Circuit Length = 1.9790 miles

These results are provisional until the conclusion of any judicial and technical matters.

Clerk Of Course :		Timekeeper :

Results can be found at www.tsl-timing.com

Printed - 15:10 Saturday, 16 June 2018

BMCRC - MRO Championships 2018 - Rnd 5 @ Donington Park

BMCRC Thunderbike Extreme

RACE 1 - CLASSIFICATION

POS	NO	CL	PIC	NAME	ENTRY	LAPS	TIME	GAP	DIFF	MPH	BEST	ON
1	42		1	Alan WOOD	Suzuki - J.Clubb Aggregates & Concrete	10	12:35.200			94.16	1:14.016	8
2	49		2	Ross McLURG	Suzuki - E.D.I Building / Steve Jordan Motorcycles	10	12:37.418	2.218	2.218	93.88	1:14.438	9
3	41		3	David ABRAHAM	Aprilia - Cambridge Motorcycles	10	12:37.731	2.531	0.313	93.84	1:14.112	8
4	82		4	Matt HINNELLS	Aprilia - Bears repairs/Jamie Vale Carpentry	10	12:38.193	2.993	0.462	93.78	1:14.581	8
5	64		5	Barry CHAMBERLAIN	Suzuki - Airsys.co.uk	10	12:49.012	13.812	10.819	92.46	1:14.561	5
6	69		6	Tony RUSSO	Suzuki - Titan Elevators	10	12:55.357	20.157	6.345	91.71	1:16.117	9
7	303		7	Adam NORTON	Honda - Cozens Smith Fabrication	10	12:56.468	21.268	1.111	91.58	1:16.283	5
8	85		8	Carl TUCKER	Aprilia - Kenny Wilson Racing	10	12:57.366	22.166	0.898	91.47	1:16.304	5
9	114		9	Ricky MARTIN	Suzuki - T.B.R Performance	10	12:59.618	24.418	2.252	91.21	1:15.958	4
10	77		10	David MAY	Suzuki - ELP Racing	10	13:13.540	38.340	13.922	89.61	1:17.749	4
11	15		11	Stacey KILLWORTH	Honda - BK/Everns	10	13:16.135	40.935	2.595	89.31	1:17.435	9
12	258		12	Ande FRIEND	Suzuki - Flying colours MCT	10	13:17.525	42.325	1.390	89.16	1:18.142	9
13	52		13	Barry MANTELL	Honda - Swedish car connection	10	13:22.772	47.572	5.247	88.58	1:19.262	8
14	22	R	1	Samuel SMYTH	Aprilia -	10	13:32.608	57.408	9.836	87.50	1:19.126	9
15	37		14	Robert MARSH	Kawasaki -	10	13:33.845	58.645	1.237	87.37	1:19.204	9
16	99	R	2	Robert BREEN	Suzuki - Traxden Motorcycles	10	13:41.369	1:06.169	7.524	86.57	1:19.075	7
17	10	R	3	Alexandru TRAXLER	Yamaha - Traxden Motorcycles	10	13:49.779	1:14.579	8.410	85.69	1:21.463	2
18	228		15	Clive EMERSON	Honda -	10	13:52.490	1:17.290	2.711	85.41	1:21.584	8
19	177	R	4	Samuel ELLIOTT	Suzuki - J.D.E Racing	9	12:34.716	1 Lap	1 Lap	84.78	1:21.551	9
20	35	R	5	Stephen HARVEY	Yamaha -	9	12:41.207	1 Lap	6.491	84.05	1:22.557	7
21	119		16	Simon HEALEY	Yamaha - Popular Tyres / Steam Packet	9	12:41.208	1 Lap	0.001	84.05	1:22.862	3
22	3		17	Tom BARRETT	Honda -	9	12:44.665	1 Lap	3.457	83.67	1:22.307	8
23	23		18	Claire BECKETT	Suzuki - Cowpers Oak	9	13:20.589	1 Lap	35.924	79.92	1:27.188	2
					NOT CLASSIFIED							
DNF	131			Doug EDMONDSON	Yamaha - Anyone want to lend me a bike for the Cla	10	12:54.694	19.494	0.000	91.79	1:15.973	4
DNF	777	R		Darren CONNEELY	Suzuki -	5	6:21.323	5 Laps	5 Laps	93.06	1:14.310	5
DNF	43			Richard WILLSHER	Yamaha - Willsher Plant	4	5:21.063	6 Laps	1 Lap	88.33	1:16.825	4
DNF	19			Ray MALONEY	Kawasaki - Rosemount Engineering Solutions Ltd	2	2:57.869	8 Laps	2 Laps	79.34	1:25.884	2
DNF	76			Jason BYARD	Suzuki - May Construction	0						

FASTEST LAP

42		Alan WOOD	Suzuki - J.Clubb Aggregates & Concrete	8	1:14.016	96.25 mph	154.91 kph
777	R	Darren CONNEELY	Suzuki -	5	1:14.310	95.87 mph	154.29 kph

Class - 92.5% of Race Speed = 87.09 mph
Class R - 92.5% of Race Speed = 80.93 mph

Donington Park National
Circuit Length = 1.9790 miles
Start: 09:22 Flag 09:35 End: 09:37

Weather / Track : Bright / Dry
These results are provisional until the conclusion of any judicial and technical matters.

Clerk Of Course :		Timekeeper :

Results can be found at www.tsl-timing.com

Printed - 09:56 Sunday, 17 June 2018

BMCRC - MRO Championships 2018 - Rnd 5 @ Donington Park

BMCRC Thunderbike Extreme

RACE 1 - LAP CHART

LAP 1 @ 09:24:18.818

NO	BEHIND	LAP TIME
49		1:19.485
64	0.546	1:20.031
42	1.292	1:20.777
82	1.656	1:21.141
41	2.267	1:21.752
777	2.455	1:21.940
85	3.820	1:23.305
131	4.046	1:23.531
303	4.404	1:23.889
69	5.010	1:24.495
52	5.526	1:25.011
15	5.854	1:25.339
43	6.118	1:25.603
114	6.319	1:25.804
258	6.916	1:26.401
77	6.974	1:26.459
10	8.915	1:28.400
228	9.870	1:29.355
22	10.197	1:29.682
37	10.595	1:30.080
99	10.929	1:30.414
177	12.401	1:31.886
19	12.500	1:31.985
35	13.090	1:32.575
119	13.433	1:32.918
3	14.563	1:34.048
23	15.342	1:34.827

LAP 2 @ 09:25:34.217

NO	BEHIND	LAP TIME
49		1:15.399
64	0.268	1:15.121
42	1.052	1:15.159
82	1.734	1:15.477
777	1.799	1:14.743
41	2.321	1:15.453
131	4.994	1:16.347
69	6.979	1:17.368
85	7.159	1:18.738
303	7.339	1:18.334
52	9.409	1:19.282
15	9.438	1:18.983
114	9.580	1:18.660
43	10.067	1:19.348
77	10.756	1:19.181
258	11.029	1:19.512
10	14.979	1:21.463
22	14.979	1:20.181
99	16.762	1:21.232
37	17.600	1:22.404
228	17.995	1:23.524
177	19.585	1:22.583
119	21.809	1:23.775
19	22.985	1:25.884
35	23.068	1:25.377
3	25.359	1:26.195
23	27.131	1:27.188

LAP 3 @ 09:26:49.880

NO	BEHIND	LAP TIME
49		1:15.663
64	0.242	1:15.637
42	0.631	1:15.242
777	0.714	1:14.578
82	1.364	1:15.293
41	1.728	1:15.070
131	5.790	1:16.459
69	8.473	1:17.157
303	9.159	1:17.483
85	9.849	1:18.353
114	11.034	1:17.117
52	13.667	1:19.921
43	13.691	1:19.287
77	13.861	1:18.768
15	14.445	1:20.670
258	14.740	1:19.374
22	19.527	1:20.211
10	21.618	1:22.302
99	22.263	1:21.164
37	23.341	1:21.404
228	24.438	1:22.106
177	27.667	1:23.745
119	29.008	1:22.862
35	31.222	1:23.817
3	34.048	1:24.352
23	40.264	1:28.796

LAP 4 @ 09:28:05.303

NO	BEHIND	LAP TIME
49		1:15.423
42	0.893	1:15.685
777	1.043	1:15.752
64	1.061	1:16.242
82	1.331	1:15.390
41	1.710	1:15.405
131	6.340	1:15.973
69	9.578	1:16.528
303	10.415	1:16.679
85	11.261	1:16.835
114	11.569	1:15.958
43	15.093	1:16.825
77	16.187	1:17.749
52	18.133	1:19.889
258	18.670	1:19.353
15	18.700	1:19.678
22	24.409	1:20.305
99	27.787	1:20.947
10	28.790	1:22.595
37	29.228	1:21.310
228	31.271	1:22.256
177	35.519	1:23.275
119	37.345	1:23.760
35	38.524	1:22.725
3	42.352	1:23.727
23	52.829	1:27.988

LAP 5 @ 09:29:20.365

NO	BEHIND	LAP TIME
49		1:15.062
777	0.291	1:14.310
64	0.560	1:14.561
42	0.825	1:14.994
82	1.187	1:14.918
41	1.701	1:15.053
131	7.622	1:16.344
69	11.367	1:16.851
303	11.636	1:16.283
85	12.503	1:16.304
114	12.598	1:16.091
77	19.675	1:18.550
258	22.751	1:19.143
52	23.127	1:20.056
15	23.532	1:19.894
22	30.994	1:21.647
99	32.945	1:20.220
37	34.569	1:20.403
10	36.179	1:22.451
228	39.813	1:23.604
177	43.695	1:23.238
119	45.804	1:23.521
35	46.839	1:23.377
3	51.825	1:24.535
23	1:06.702	1:28.935

LAP 6 @ 09:30:35.965

NO	BEHIND	LAP TIME
42		1:14.775
49	0.211	1:15.811
82	1.068	1:15.481
41	1.440	1:15.339
64	1.493	1:16.533
131	8.928	1:16.906
69	12.518	1:16.751
303	12.820	1:16.784
114	13.165	1:16.167
85	13.829	1:16.926
77	22.805	1:18.730
258	26.139	1:18.988
15	27.061	1:19.129
52	27.382	1:19.855
22	35.460	1:20.066
99	37.709	1:20.364
37	38.713	1:19.744
10	42.848	1:22.269
228	47.158	1:22.945
177	51.552	1:23.457
119	54.051	1:23.847
35	54.740	1:23.501
3	59.784	1:23.559

LAP 7 @ 09:31:50.050

NO	BEHIND	LAP TIME
42		1:14.085
49	1.179	1:15.053
41	2.284	1:14.929
82	2.494	1:15.511
23	1 Lap	1:28.830
64	9.180	1:21.772
131	11.466	1:16.623
69	14.805	1:16.372
114	15.387	1:16.307
303	15.752	1:17.017
85	16.430	1:16.686
77	27.096	1:18.376
258	30.629	1:18.575
15	30.946	1:17.970
52	33.354	1:20.057
22	41.894	1:20.519
99	42.699	1:19.075
37	44.466	1:19.838
10	50.894	1:22.131
228	55.538	1:22.465
177	1:00.737	1:23.270
35	1:03.212	1:22.557
119	1:03.746	1:23.780
3	1:08.518	1:22.819

LAP 8 @ 09:33:04.066

NO	BEHIND	LAP TIME
42		1:14.016
49	2.126	1:14.963
41	2.380	1:14.112
82	3.059	1:14.581
64	11.843	1:16.679
131	15.542	1:18.092
69	18.043	1:17.254
114	18.374	1:17.003
303	18.733	1:16.997
85	19.606	1:17.192
23	1 Lap	1:28.870
77	31.386	1:18.306
15	36.016	1:19.086
258	36.291	1:19.678
52	38.600	1:19.262
22	49.516	1:21.638
99	49.784	1:21.101
37	50.264	1:19.814
10	59.565	1:22.687
228	1:03.106	1:21.584
177	1:08.432	1:21.711
35	1:12.701	1:23.505
119	1:13.234	1:23.504

LAP 9 @ 09:34:18.488

NO	BEHIND	LAP TIME
42		1:14.422
49	2.142	1:14.438
3	1 Lap	1:22.307
41	2.514	1:14.556
82	3.479	1:14.842
64	13.185	1:15.764
131	17.964	1:16.844
69	19.738	1:16.117
303	20.964	1:16.653
85	21.878	1:16.694
114	23.102	1:19.150
23	1 Lap	1:27.878
77	35.271	1:18.307
15	39.029	1:17.435
258	40.011	1:18.142
52	43.927	1:19.749
22	54.220	1:19.126
99	54.456	1:19.094
37	55.046	1:19.204
10	1:07.842	1:22.699
228	1:11.156	1:22.472
177	1:15.561	1:21.551

LAP 10 @ 09:35:34.533

NO	BEHIND	LAP TIME
42		1:16.045
49	2.218	1:16.121
41	2.531	1:16.062
82	2.993	1:15.559
35	1 Lap	1:23.773
119	1 Lap	1:23.241
3	1 Lap	1:23.123
64	13.812	1:16.672
131	19.494	1:17.575 P
69	20.157	1:16.464
303	21.268	1:16.349
85	22.166	1:16.333
114	24.418	1:17.361
77	38.340	1:19.114
15	40.935	1:17.951
258	42.325	1:18.359
23	1 Lap	1:27.277
52	47.572	1:19.690
22	57.408	1:19.233
37	58.645	1:19.644
99	1:06.169	1:27.758
10	1:14.579	1:22.782
228	1:17.290	1:22.179

Weather / Track : Bright / Dry

Donington Park National
Circuit Length = 1.9790 miles
Start: 09:22 Flag 09:35 End: 09:37

BMCRC - MRO Championships 2018 - Rnd 5 @ Donington Park

BMCRC Thunderbike Extreme

RACE 1 - SECTOR ANALYSIS

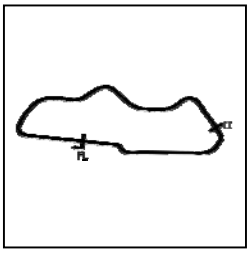

SECTOR 1 = FL to I1, SECTOR 2 = I1 to FL, DIFF = Difference To Personal Best Lap, P = Crossed Finish Line in Pit Lane, D = Time Disallowed

P1 42 Alan WOOD — Suzuki - J.Clubb Aggregates & Concrete

IDEAL LAP TIME : 1:13.587 BEST LAP TIME : 1:14.016 DIFFERENCE : 0.429

LAP	SECTOR 1	SECTOR 2	LAP TIME	MPH	DIFF	TIME OF DAY
1 -		26.915	1:20.777	88.20	6.761	09:24:20.110
2 -	48.657	26.502	1:15.159	94.79	1.143	09:25:35.269
3 -	48.806	26.436	1:15.242	94.68	1.226	09:26:50.511
4 -	49.067	26.618	1:15.685	94.13	1.669	09:28:06.196
5 -	48.850	26.144	1:14.994	95.00	0.978	09:29:21.190
6 -	48.682	26.093	1:14.775	95.28	0.759	09:30:35.965
7 -	48.217	***25.868***	1:14.085 **(2)**	96.16	0.069	09:31:50.050
8 -	***47.719***	26.297	***1:14.016*** **(1)**	***96.25***		***09:33:04.066***
9 -	48.408	26.014	1:14.422 **(3)**	95.73	0.406	09:34:18.488
10 -	48.731	27.314	1:16.045	93.68	2.029	09:35:34.533

P2 41 David ABRAHAM — Aprilia - Cambridge Motorcycles

IDEAL LAP TIME : 1:13.977 BEST LAP TIME : 1:14.112 DIFFERENCE : 0.135

LAP	SECTOR 1	SECTOR 2	LAP TIME	MPH	DIFF	TIME OF DAY
1 -		27.497	1:21.752	87.14	7.640	09:24:21.085
2 -	49.282	26.171	1:15.453	94.42	1.341	09:25:36.538
3 -	48.627	26.443	1:15.070	94.90	0.958	09:26:51.608
4 -	48.954	26.451	1:15.405	94.48	1.293	09:28:07.013
5 -	48.912	***26.141***	1:15.053	94.92	0.941	09:29:22.066
6 -	48.883	26.456	1:15.339	94.56	1.227	09:30:37.405
7 -	48.695	26.234	1:14.929 **(3)**	95.08	0.817	09:31:52.334
8 -	***47.836***	26.276	***1:14.112*** **(1)**	***96.13***		***09:33:06.446***
9 -	48.411	26.145	1:14.556 **(2)**	95.56	0.444	09:34:21.002
10 -	49.443	26.619	1:16.062	93.66	1.950	09:35:37.064

P3 82 Matt HINNELLS — Aprilia - Bears repairs/Jamie Vale Carpentry

IDEAL LAP TIME : 1:14.350 BEST LAP TIME : 1:14.581 DIFFERENCE : 0.231

LAP	SECTOR 1	SECTOR 2	LAP TIME	MPH	DIFF	TIME OF DAY
1 -		26.716	1:21.141	87.80	6.560	09:24:20.474
2 -	48.862	26.615	1:15.477	94.39	0.896	09:25:35.951
3 -	48.832	26.461	1:15.293	94.62	0.712	09:26:51.244
4 -	48.679	26.711	1:15.390	94.50	0.809	09:28:06.634
5 -	48.775	***26.143***	1:14.918 **(3)**	95.09	0.337	09:29:21.552
6 -	48.686	26.795	1:15.481	94.38	0.900	09:30:37.033
7 -	48.505	27.006	1:15.511	94.35	0.930	09:31:52.544
8 -	***48.207***	26.374	***1:14.581*** **(1)**	***95.52***		***09:33:07.125***
9 -	48.515	26.327	1:14.842 **(2)**	95.19	0.261	09:34:21.967
10 -	49.113	26.446	1:15.559	94.29	0.978	09:35:37.526

P4 49 Ross McLURG — Suzuki - E.D.I Building / Steve Jordan Motorcycles

IDEAL LAP TIME : 1:14.438 BEST LAP TIME : 1:14.438 DIFFERENCE : 0.000

LAP	SECTOR 1	SECTOR 2	LAP TIME	MPH	DIFF	TIME OF DAY
1 -		26.888	1:19.485	89.63	5.047	09:24:18.818
2 -	48.698	26.701	1:15.399	94.49	0.961	09:25:34.217
3 -	49.069	26.594	1:15.663	94.16	1.225	09:26:49.880
4 -	49.183	26.240	1:15.423	94.46	0.985	09:28:05.303
5 -	48.677	26.385	1:15.062	94.91	0.624	09:29:20.365
6 -	48.909	26.902	1:15.811	93.97	1.373	09:30:36.176
7 -	48.578	26.475	1:15.053 **(3)**	94.92	0.615	09:31:51.229
8 -	48.650	26.313	1:14.963 **(2)**	95.04	0.525	09:33:06.192
9 -	***48.264***	***26.174***	***1:14.438*** **(1)**	***95.71***		***09:34:20.630***
10 -	49.369	26.752	1:16.121	93.59	1.683	09:35:36.751

P5 64 Barry CHAMBERLAIN — Suzuki - Airsys.co.uk

IDEAL LAP TIME : 1:14.551 BEST LAP TIME : 1:14.561 DIFFERENCE : 0.010

LAP	SECTOR 1	SECTOR 2	LAP TIME	MPH	DIFF	TIME OF DAY

Weather / Track : Bright / Dry

Donington Park National
Circuit Length = 1.9790 miles
Start: 09:22 Flag 09:35 End: 09:37

BMCRC - MRO Championships 2018 - Rnd 5 @ Donington Park

BMCRC Thunderbike Extreme

RACE 1 - SECTOR ANALYSIS

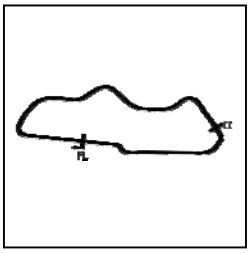

SECTOR 1 = FL to I1, SECTOR 2 = I1 to FL, DIFF = Difference To Personal Best Lap, P = Crossed Finish Line in Pit Lane, D = Time Disallowed

1 -		27.052	1:20.031	89.02	5.470	09:24:19.364
2 -	48.481	26.640	1:15.121 (2)	94.84	0.560	09:25:34.485
3 -	49.102	***26.535***	1:15.637 (3)	94.19	1.076	09:26:50.122
4 -	49.165	27.077	1:16.242	93.44	1.681	09:28:06.364
5 -	***48.016***	26.545	***1:14.561 (1)***	***95.55***		***09:29:20.925***
6 -	48.671	27.862	1:16.533	93.09	1.972	09:30:37.458
7 -	48.900	32.872	1:21.772	87.12	7.211	09:31:59.230
8 -	49.906	26.773	1:16.679	92.91	2.118	09:33:15.909
9 -	48.846	26.918	1:15.764	94.03	1.203	09:34:31.673
10 -	49.069	27.603	1:16.672	92.92	2.111	09:35:48.345

P6 69 Tony RUSSO Suzuki - Titan Elevators

IDEAL LAP TIME : 1:15.965 BEST LAP TIME : 1:16.117 DIFFERENCE : 0.152

LAP	SECTOR 1	SECTOR 2	LAP TIME	MPH	DIFF	TIME OF DAY
1 -		27.749	1:24.495	84.31	8.378	09:24:23.828
2 -	50.316	27.052	1:17.368	92.08	1.251	09:25:41.196
3 -	50.064	27.093	1:17.157	92.33	1.040	09:26:58.353
4 -	49.643	26.885	1:16.528	93.09	0.411	09:28:14.881
5 -	49.780	27.071	1:16.851	92.70	0.734	09:29:31.732
6 -	49.665	27.086	1:16.751	92.82	0.634	09:30:48.483
7 -	49.451	26.921	1:16.372 (2)	93.28	0.255	09:32:04.855
8 -	49.554	27.700	1:17.254	92.22	1.137	09:33:22.109
9 -	49.342	***26.775***	***1:16.117 (1)***	***93.60***		***09:34:38.226***
10 -	***49.190***	27.274	1:16.464 (3)	93.17	0.347	09:35:54.690

P7 303 Adam NORTON Honda - Cozens Smith Fabrication

IDEAL LAP TIME : 1:15.983 BEST LAP TIME : 1:16.283 DIFFERENCE : 0.300

LAP	SECTOR 1	SECTOR 2	LAP TIME	MPH	DIFF	TIME OF DAY
1 -		27.623	1:23.889	84.92	7.606	09:24:23.222
2 -	51.181	27.153	1:18.334	90.95	2.051	09:25:41.556
3 -	50.185	27.298	1:17.483	91.95	1.200	09:26:59.039
4 -	49.696	26.983	1:16.679	92.91	0.396	09:28:15.718
5 -	***49.446***	26.837	***1:16.283 (1)***	***93.39***		***09:29:32.001***
6 -	49.622	27.162	1:16.784	92.78	0.501	09:30:48.785
7 -	50.110	26.907	1:17.017	92.50	0.734	09:32:05.802
8 -	49.596	27.401	1:16.997	92.53	0.714	09:33:22.799
9 -	49.890	26.763	1:16.653 (3)	92.94	0.370	09:34:39.452
10 -	49.812	***26.537***	1:16.349 (2)	93.31	0.066	09:35:55.801

P8 85 Carl TUCKER Aprilia - Kenny Wilson Racing

IDEAL LAP TIME : 1:16.304 BEST LAP TIME : 1:16.304 DIFFERENCE : 0.000

LAP	SECTOR 1	SECTOR 2	LAP TIME	MPH	DIFF	TIME OF DAY
1 -		27.397	1:23.305	85.52	7.001	09:24:22.638
2 -	51.100	27.638	1:18.738	90.48	2.434	09:25:41.376
3 -	50.953	27.400	1:18.353	90.93	2.049	09:26:59.729
4 -	49.868	26.967	1:16.835	92.72	0.531	09:28:16.564
5 -	***49.453***	***26.851***	***1:16.304 (1)***	***93.37***		***09:29:32.868***
6 -	50.062	26.864	1:16.926	92.61	0.622	09:30:49.794
7 -	49.821	26.865	1:16.686 (3)	92.90	0.382	09:32:06.480
8 -	49.898	27.294	1:17.192	92.29	0.888	09:33:23.672
9 -	49.682	27.012	1:16.694	92.89	0.390	09:34:40.366
10 -	49.468	26.865	1:16.333 (2)	93.33	0.029	09:35:56.699

P9 114 Ricky MARTIN Suzuki - T.B.R Performance

IDEAL LAP TIME : 1:15.714 BEST LAP TIME : 1:15.958 DIFFERENCE : 0.244

LAP	SECTOR 1	SECTOR 2	LAP TIME	MPH	DIFF	TIME OF DAY
1 -		27.724	1:25.804	83.03	9.846	09:24:25.137
2 -	51.200	27.460	1:18.660	90.57	2.702	09:25:43.797
3 -	50.362	26.755	1:17.117	92.38	1.159	09:27:00.914
4 -	***49.298***	26.660	***1:15.958 (1)***	***93.79***		***09:28:16.872***

Weather / Track : Bright / Dry

Donington Park National
Circuit Length = 1.9790 miles
Start: 09:22 Flag 09:35 End: 09:37

BMCRC - MRO Championships 2018 - Rnd 5 @ Donington Park

BMCRC Thunderbike Extreme

RACE 1 - SECTOR ANALYSIS

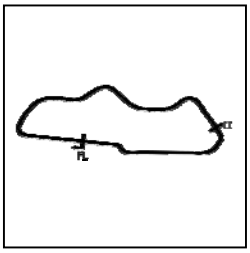

SECTOR 1 = FL to I1, SECTOR 2 = I1 to FL, DIFF = Difference To Personal Best Lap, P = Crossed Finish Line in Pit Lane, D = Time Disallowed

5 -	49.675	***26.416***	1:16.091 **(2)**	93.63	0.133	09:29:32.963
6 -	49.314	26.853	1:16.167 **(3)**	93.53	0.209	09:30:49.130
7 -	49.387	26.920	1:16.307	93.36	0.349	09:32:05.437
8 -	49.550	27.453	1:17.003	92.52	1.045	09:33:22.440
9 -	49.981	29.169	1:19.150	90.01	3.192	09:34:41.590
10 -	50.241	27.120	1:17.361	92.09	1.403	09:35:58.951

P10 77 David MAY Suzuki - ELP Racing

IDEAL LAP TIME : 1:17.675 BEST LAP TIME : 1:17.749 DIFFERENCE : 0.074

LAP	SECTOR 1	SECTOR 2	LAP TIME	MPH	DIFF	TIME OF DAY
1 -		27.875	1:26.459	82.40	8.710	09:24:25.792
2 -	51.959	27.222	1:19.181	89.97	1.432	09:25:44.973
3 -	51.419	27.349	1:18.768	90.45	1.019	09:27:03.741
4 -	***50.582***	27.167	***1:17.749*** **(1)**	***91.63***		***09:28:21.490***
5 -	51.111	27.439	1:18.550	90.70	0.801	09:29:40.040
6 -	51.637	***27.093***	1:18.730	90.49	0.981	09:30:58.770
7 -	51.223	27.153	1:18.376	90.90	0.627	09:32:17.146
8 -	51.113	27.193	1:18.306 **(2)**	90.98	0.557	09:33:35.452
9 -	51.173	27.134	1:18.307 **(3)**	90.98	0.558	09:34:53.759
10 -	51.837	27.277	1:19.114	90.05	1.365	09:36:12.873

P11 15 Stacey KILLWORTH Honda - BK/Everns

IDEAL LAP TIME : 1:17.331 BEST LAP TIME : 1:17.435 DIFFERENCE : 0.104

LAP	SECTOR 1	SECTOR 2	LAP TIME	MPH	DIFF	TIME OF DAY
1 -		27.952	1:25.339	83.48	7.904	09:24:24.672
2 -	51.395	27.588	1:18.983	90.20	1.548	09:25:43.655
3 -	52.555	28.115	1:20.670	88.31	3.235	09:27:04.325
4 -	51.634	28.044	1:19.678	89.41	2.243	09:28:24.003
5 -	51.613	28.281	1:19.894	89.17	2.459	09:29:43.897
6 -	51.633	27.496	1:19.129	90.03	1.694	09:31:03.026
7 -	***50.365***	27.605	1:17.970 **(3)**	91.37	0.535	09:32:20.996
8 -	51.264	27.822	1:19.086	90.08	1.651	09:33:40.082
9 -	50.469	***26.966***	***1:17.435*** **(1)**	***92.00***		***09:34:57.517***
10 -	50.733	27.218	1:17.951 **(2)**	91.39	0.516	09:36:15.468

P12 258 Ande FRIEND Suzuki - Flying colours MCT

IDEAL LAP TIME : 1:18.142 BEST LAP TIME : 1:18.142 DIFFERENCE : 0.000

LAP	SECTOR 1	SECTOR 2	LAP TIME	MPH	DIFF	TIME OF DAY
1 -		28.531	1:26.401	82.45	8.259	09:24:25.734
2 -	51.751	27.761	1:19.512	89.60	1.370	09:25:45.246
3 -	51.318	28.056	1:19.374	89.76	1.232	09:27:04.620
4 -	51.648	27.705	1:19.353	89.78	1.211	09:28:23.973
5 -	51.335	27.808	1:19.143	90.02	1.001	09:29:43.116
6 -	51.245	27.743	1:18.988	90.19	0.846	09:31:02.104
7 -	50.921	27.654	1:18.575 **(3)**	90.67	0.433	09:32:20.679
8 -			1:19.678	89.41	1.536	09:33:40.357
9 -	***50.678***	***27.464***	***1:18.142*** **(1)**	***91.17***		***09:34:58.499***
10 -	50.758	27.601	1:18.359 **(2)**	90.92	0.217	09:36:16.858

P13 52 Barry MANTELL Honda - Swedish car connection

IDEAL LAP TIME : 1:18.826 BEST LAP TIME : 1:19.262 DIFFERENCE : 0.436

LAP	SECTOR 1	SECTOR 2	LAP TIME	MPH	DIFF	TIME OF DAY
1 -		27.909	1:25.011	83.80	5.749	09:24:24.344
2 -	***51.275***	28.007	1:19.282 **(2)**	89.86	0.020	09:25:43.626
3 -	52.086	27.835	1:19.921	89.14	0.659	09:27:03.547
4 -	52.011	27.878	1:19.889	89.18	0.627	09:28:23.436
5 -	52.184	27.872	1:20.056	88.99	0.794	09:29:43.492
6 -	51.688	28.167	1:19.855	89.21	0.593	09:31:03.347
7 -	52.322	27.735	1:20.057	88.99	0.795	09:32:23.404
8 -	51.711	***27.551***	***1:19.262*** **(1)**	***89.88***		***09:33:42.666***

Weather / Track : Bright / Dry

Donington Park National
Circuit Length = 1.9790 miles
Start: 09:22 Flag 09:35 End: 09:37

BMCRC - MRO Championships 2018 - Rnd 5 @ Donington Park

BMCRC Thunderbike Extreme

RACE 1 - SECTOR ANALYSIS

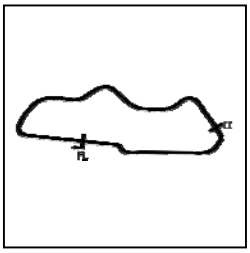

SECTOR 1 = FL to I1, SECTOR 2 = I1 to FL, DIFF = Difference To Personal Best Lap, P = Crossed Finish Line in Pit Lane, D = Time Disallowed

9 -	52.127	27.622	1:19.749	89.33	0.487	09:35:02.415
10 -	51.501	28.189	1:19.690 (3)	89.40	0.428	09:36:22.105

P14 22 R Samuel SMYTH Aprilia -

IDEAL LAP TIME : 1:18.854 BEST LAP TIME : 1:19.126 DIFFERENCE : 0.272

LAP	SECTOR 1	SECTOR 2	LAP TIME	MPH	DIFF	TIME OF DAY
1 -		28.705	1:29.682	79.44	10.556	09:24:29.015
2 -	52.174	28.007	1:20.181	88.85	1.055	09:25:49.196
3 -	52.356	27.855	1:20.211	88.82	1.085	09:27:09.407
4 -	52.364	27.941	1:20.305	88.71	1.179	09:28:29.712
5 -	53.148	28.499	1:21.647	87.26	2.521	09:29:51.359
6 -	52.161	27.905	1:20.066 (3)	88.98	0.940	09:31:11.425
7 -	52.900	***27.619***	1:20.519	88.48	1.393	09:32:31.944
8 -	52.302	29.336	1:21.638	87.27	2.512	09:33:53.582
9 -	51.392	27.734	***1:19.126 (1)***	***90.04***		***09:35:12.708***
10 -	***51.235***	27.998	1:19.233 (2)	89.92	0.107	09:36:31.941

P15 37 Robert MARSH Kawasaki -

IDEAL LAP TIME : 1:18.888 BEST LAP TIME : 1:19.204 DIFFERENCE : 0.316

LAP	SECTOR 1	SECTOR 2	LAP TIME	MPH	DIFF	TIME OF DAY
1 -		29.421	1:30.080	79.09	10.876	09:24:29.413
2 -	54.053	28.351	1:22.404	86.45	3.200	09:25:51.817
3 -	52.930	28.474	1:21.404	87.52	2.200	09:27:13.221
4 -	53.013	28.297	1:21.310	87.62	2.106	09:28:34.531
5 -	52.039	28.364	1:20.403	88.61	1.199	09:29:54.934
6 -	51.815	27.929	1:19.744 (3)	89.34	0.540	09:31:14.678
7 -	51.916	27.922	1:19.838	89.23	0.634	09:32:34.516
8 -	51.802	28.012	1:19.814	89.26	0.610	09:33:54.330
9 -	51.678	***27.526***	***1:19.204 (1)***	***89.95***		***09:35:13.534***
10 -	***51.362***	28.282	1:19.644 (2)	89.45	0.440	09:36:33.178

P16 99 R Robert BREEN Suzuki - Traxden Motorcycles

IDEAL LAP TIME : 1:18.924 BEST LAP TIME : 1:19.075 DIFFERENCE : 0.151

LAP	SECTOR 1	SECTOR 2	LAP TIME	MPH	DIFF	TIME OF DAY
1 -		29.101	1:30.414	78.79	11.339	09:24:29.747
2 -	53.205	28.027	1:21.232	87.70	2.157	09:25:50.979
3 -	52.574	28.590	1:21.164	87.78	2.089	09:27:12.143
4 -	52.765	28.182	1:20.947	88.01	1.872	09:28:33.090
5 -	52.242	27.978	1:20.220 (3)	88.81	1.145	09:29:53.310
6 -	52.186	28.178	1:20.364	88.65	1.289	09:31:13.674
7 -	51.401	27.674	***1:19.075 (1)***	***90.09***		***09:32:32.749***
8 -	51.669	29.432	1:21.101	87.84	2.026	09:33:53.850
9 -	51.545	***27.549***	1:19.094 (2)	90.07	0.019	09:35:12.944
10 -	***51.375***	36.383	1:27.758	81.18	8.683	09:36:40.702

P17 10 R Alexandru TRAXLER Yamaha - Traxden Motorcycles

IDEAL LAP TIME : 1:21.176 BEST LAP TIME : 1:21.463 DIFFERENCE : 0.287

LAP	SECTOR 1	SECTOR 2	LAP TIME	MPH	DIFF	TIME OF DAY
1 -		28.598	1:28.400	80.59	6.937	09:24:27.733
2 -	***52.939***	28.524	***1:21.463 (1)***	***87.45***		***09:25:49.196***
3 -	54.065	***28.237***	1:22.302	86.56	0.839	09:27:11.498
4 -	53.890	28.705	1:22.595	86.25	1.132	09:28:34.093
5 -	53.557	28.894	1:22.451	86.41	0.988	09:29:56.544
6 -	53.612	28.657	1:22.269 (3)	86.60	0.806	09:31:18.813
7 -	53.680	28.451	1:22.131 (2)	86.74	0.668	09:32:40.944
8 -	53.959	28.728	1:22.687	86.16	1.224	09:34:03.631
9 -	53.990	28.709	1:22.699	86.15	1.236	09:35:26.330
10 -	54.231	28.551	1:22.782	86.06	1.319	09:36:49.112

Weather / Track : Bright / Dry

Donington Park National
Circuit Length = 1.9790 miles
Start: 09:22 Flag 09:35 End: 09:37

BMCRC - MRO Championships 2018 - Rnd 5 @ Donington Park

BMCRC Thunderbike Extreme

RACE 1 - SECTOR ANALYSIS

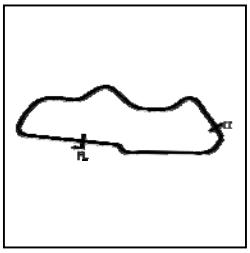

SECTOR 1 = FL to I1, SECTOR 2 = I1 to FL, DIFF = Difference To Personal Best Lap, P = Crossed Finish Line in Pit Lane, D = Time Disallowed

P18 228 Clive EMERSON Honda -

IDEAL LAP TIME : 1:21.340 BEST LAP TIME : 1:21.584 DIFFERENCE : 0.244

LAP	SECTOR 1	SECTOR 2	LAP TIME	MPH	DIFF	TIME OF DAY
1 -		28.927	1:29.355	79.73	7.771	09:24:28.688
2 -	53.994	29.530	1:23.524	85.30	1.940	09:25:52.212
3 -	53.459	28.647	1:22.106 **(2)**	86.77	0.522	09:27:14.318
4 -	53.966	***28.290***	1:22.256	86.61	0.672	09:28:36.574
5 -	54.007	29.597	1:23.604	85.21	2.020	09:30:00.178
6 -	53.956	28.989	1:22.945	85.89	1.361	09:31:23.123
7 -	53.848	28.617	1:22.465	86.39	0.881	09:32:45.588
8 -	***53.050***	28.534	***1:21.584*** **(1)**	***87.32***		***09:34:07.172***
9 -	53.695	28.777	1:22.472	86.38	0.888	09:35:29.644
10 -	53.734	28.445	1:22.179 **(3)**	86.69	0.595	09:36:51.823

P19 177 R Samuel ELLIOTT Suzuki - J.D.E Racing

IDEAL LAP TIME : 1:21.354 BEST LAP TIME : 1:21.551 DIFFERENCE : 0.197

LAP	SECTOR 1	SECTOR 2	LAP TIME	MPH	DIFF	TIME OF DAY
1 -		29.442	1:31.886	77.53	10.335	09:24:31.219
2 -	53.891	28.692	1:22.583 **(3)**	86.27	1.032	09:25:53.802
3 -	54.415	29.330	1:23.745	85.07	2.194	09:27:17.547
4 -	54.292	28.983	1:23.275	85.55	1.724	09:28:40.822
5 -	54.693	28.545	1:23.238	85.59	1.687	09:30:04.060
6 -	54.542	28.915	1:23.457	85.36	1.906	09:31:27.517
7 -	54.306	28.964	1:23.270	85.56	1.719	09:32:50.787
8 -	53.190	***28.521***	1:21.711 **(2)**	87.19	0.160	09:34:12.498
9 -	***52.833***	28.718	***1:21.551*** **(1)**	***87.36***		***09:35:34.049***

P20 35 R Stephen HARVEY Yamaha -

IDEAL LAP TIME : 1:22.336 BEST LAP TIME : 1:22.557 DIFFERENCE : 0.221

LAP	SECTOR 1	SECTOR 2	LAP TIME	MPH	DIFF	TIME OF DAY
1 -		30.104	1:32.575	76.96	10.018	09:24:31.908
2 -	55.949	29.428	1:25.377	83.44	2.820	09:25:57.285
3 -	54.864	28.953	1:23.817	85.00	1.260	09:27:21.102
4 -	54.083	***28.642***	1:22.725 **(2)**	86.12	0.168	09:28:43.827
5 -	54.343	29.034	1:23.377 **(3)**	85.45	0.820	09:30:07.204
6 -	54.516	28.985	1:23.501	85.32	0.944	09:31:30.705
7 -	***53.694***	28.863	***1:22.557*** **(1)**	***86.29***		***09:32:53.262***
8 -	54.240	29.265	1:23.505	85.31	0.948	09:34:16.767
9 -	54.532	29.241	1:23.773	85.04	1.216	09:35:40.540

P21 119 Simon HEALEY Yamaha - Popular Tyres / Steam Packet

IDEAL LAP TIME : 1:22.753 BEST LAP TIME : 1:22.862 DIFFERENCE : 0.109

LAP	SECTOR 1	SECTOR 2	LAP TIME	MPH	DIFF	TIME OF DAY
1 -		29.352	1:32.918	76.67	10.056	09:24:32.251
2 -	54.841	28.934	1:23.775	85.04	0.913	09:25:56.026
3 -	***54.283***	28.579	***1:22.862*** **(1)**	***85.98***		***09:27:18.888***
4 -	54.664	29.096	1:23.760	85.06	0.898	09:28:42.648
5 -	54.715	28.806	1:23.521	85.30	0.659	09:30:06.169
6 -	54.663	29.184	1:23.847	84.97	0.985	09:31:30.016
7 -	54.400	29.380	1:23.780	85.03	0.918	09:32:53.796
8 -	54.628	28.876	1:23.504 **(3)**	85.32	0.642	09:34:17.300
9 -	54.771	***28.470***	1:23.241 **(2)**	85.59	0.379	09:35:40.541

P22 3 Tom BARRETT Honda -

IDEAL LAP TIME : 1:22.307 BEST LAP TIME : 1:22.307 DIFFERENCE : 0.000

LAP	SECTOR 1	SECTOR 2	LAP TIME	MPH	DIFF	TIME OF DAY
1 -		30.266	1:34.048	75.75	11.741	09:24:33.381
2 -	55.833	30.362	1:26.195	82.65	3.888	09:25:59.576
3 -	54.555	29.797	1:24.352	84.46	2.045	09:27:23.928

Weather / Track : Bright / Dry

Donington Park National
Circuit Length = 1.9790 miles
Start: 09:22 Flag 09:35 End: 09:37

BMCRC - MRO Championships 2018 - Rnd 5 @ Donington Park

BMCRC Thunderbike Extreme

RACE 1 - SECTOR ANALYSIS

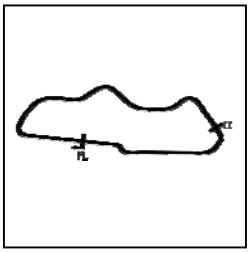

SECTOR 1 = FL to I1, SECTOR 2 = I1 to FL, DIFF = Difference To Personal Best Lap, P = Crossed Finish Line in Pit Lane, D = Time Disallowed

4 -	54.247	29.480	1:23.727	85.09	1.420	09:28:47.655
5 -	54.467	30.068	1:24.535	84.28	2.228	09:30:12.190
6 -	53.845	29.714	1:23.559	85.26	1.252	09:31:35.749
7 -	53.485	29.334	1:22.819 (2)	86.02	0.512	09:32:58.568
8 -	***53.164***	***29.143***	***1:22.307 (1)***	***86.56***		***09:34:20.875***
9 -	53.681	29.442	1:23.123 (3)	85.71	0.816	09:35:43.998

P23 23 Claire BECKETT

Suzuki - Cowpers Oak

IDEAL LAP TIME : 1:26.864 BEST LAP TIME : 1:27.188 DIFFERENCE : 0.324

LAP	SECTOR 1	SECTOR 2	LAP TIME	MPH	DIFF	TIME OF DAY
1 -		30.490	1:34.827	75.13	7.639	09:24:34.160
2 -	***56.905***	30.283	***1:27.188 (1)***	***81.71***		***09:26:01.348***
3 -	58.309	30.487	1:28.796	80.23	1.608	09:27:30.144
4 -	57.462	30.526	1:27.988	80.97	0.800	09:28:58.132
5 -	57.889	31.046	1:28.935	80.11	1.747	09:30:27.067
6 -	57.817	31.013	1:28.830	80.20	1.642	09:31:55.897
7 -	58.293	30.577	1:28.870	80.16	1.682	09:33:24.767
8 -	57.669	30.209	1:27.878 (3)	81.07	0.690	09:34:52.645
9 -	57.318	***29.959***	1:27.277 (2)	81.63	0.089	09:36:19.922

P24 131 Doug EDMONDSON

Yamaha - Anyone want to lend me a bike for the Classic TT 201

IDEAL LAP TIME : 1:15.663 BEST LAP TIME : 1:15.973 DIFFERENCE : 0.310

LAP	SECTOR 1	SECTOR 2	LAP TIME	MPH	DIFF	TIME OF DAY
1 -		27.249	1:23.531	85.29	7.558	09:24:22.864
2 -	49.603	26.744	1:16.347 (3)	93.31	0.374	09:25:39.211
3 -	50.101	***26.358***	1:16.459	93.18	0.486	09:26:55.670
4 -	49.612	26.361	***1:15.973 (1)***	***93.77***		***09:28:11.643***
5 -	49.723	26.621	1:16.344 (2)	93.32	0.371	09:29:27.987
6 -	50.126	26.780	1:16.906	92.64	0.933	09:30:44.893
7 -	49.751	26.872	1:16.623	92.98	0.650	09:32:01.516
8 -	51.215	26.877	1:18.092	91.23	2.119	09:33:19.608
9 -	50.161	26.683	1:16.844	92.71	0.871	09:34:36.452
10 -	***49.305***	IN PIT	1:17.575 P	91.84	1.602	09:35:54.027

P25 777 R Darren CONNEELY

Suzuki -

IDEAL LAP TIME : 1:13.891 BEST LAP TIME : 1:14.310 DIFFERENCE : 0.419

LAP	SECTOR 1	SECTOR 2	LAP TIME	MPH	DIFF	TIME OF DAY
1 -		26.941	1:21.940	86.94	7.630	09:24:21.273
2 -	48.635	26.108	1:14.743 (3)	95.32	0.433	09:25:36.016
3 -	48.352	26.226	1:14.578 (2)	95.53	0.268	09:26:50.594
4 -	49.147	26.605	1:15.752	94.05	1.442	09:28:06.346
5 -	48.403	***25.907***	***1:14.310 (1)***	***95.87***		***09:29:20.656***

P26 43 Richard WILLSHER

Yamaha - Willsher Plant

IDEAL LAP TIME : 1:16.768 BEST LAP TIME : 1:16.825 DIFFERENCE : 0.057

LAP	SECTOR 1	SECTOR 2	LAP TIME	MPH	DIFF	TIME OF DAY
1 -		28.067	1:25.603	83.22	8.778	09:24:24.936
2 -	51.597	27.751	1:19.348 (3)	89.78	2.523	09:25:44.284
3 -	51.853	27.434	1:19.287 (2)	89.85	2.462	09:27:03.571
4 -	49.552	***27.273***	***1:16.825 (1)***	***92.73***		***09:28:20.396***

P27 19 Ray MALONEY

Kawasaki - Rosemount Engineering Solutions Ltd

IDEAL LAP TIME : 1:24.106 BEST LAP TIME : 1:25.884 DIFFERENCE : 1.778

LAP	SECTOR 1	SECTOR 2	LAP TIME	MPH	DIFF	TIME OF DAY
1 -		***29.770***	1:31.985	77.45	6.101	09:24:31.318
2 -	***54.336***	31.548	***1:25.884 (1)***	***82.95***		***09:25:57.202***

Weather / Track : Bright / Dry

Donington Park National
Circuit Length = 1.9790 miles
Start: 09:22 Flag 09:35 End: 09:37

BMCRC - MRO Championships 2018 - Rnd 5 @ Donington Park

BMCRC Thunderbike Extreme

RACE 1 - BEST SECTORS

SECTOR 1				SECTOR 2			IDEAL / BEST COMPARISON					
POS	NO	NAME	TIME	NO	NAME	TIME	POS	NO	NAME	IDEAL	BEST	DIFF
									PERFECT LAP	1:13.587		
1	42	WOOD	**47.719**	42	WOOD	**25.868**	1	42	WOOD	1:13.587	1:14.016	0.429
2	41	ABRAHAM	**47.836**	777	CONNEELY	**25.907**	2	777	CONNEELY	1:13.891	1:14.310	0.419
3	777	CONNEELY	**47.984**	41	ABRAHAM	**26.141**	3	41	ABRAHAM	1:13.977	1:14.112	0.135
4	64	CHAMBERLAIN	**48.016**	82	HINNELLS	**26.143**	4	82	HINNELLS	1:14.350	1:14.581	0.231
5	82	HINNELLS	**48.207**	49	McLURG	**26.174**	5	49	McLURG	1:14.438	1:14.438	0.000
6	49	McLURG	**48.264**	131	EDMONDSON	**26.358**	6	64	CHAMBERLAIN	1:14.551	1:14.561	0.010
7	69	RUSSO	**49.190**	114	MARTIN	**26.416**	7	131	EDMONDSON	1:15.663	1:15.973	0.310
8	114	MARTIN	**49.298**	64	CHAMBERLAIN	**26.535**	8	114	MARTIN	1:15.714	1:15.958	0.244
9	131	EDMONDSON	**49.305**	303	NORTON	**26.537**	9	69	RUSSO	1:15.965	1:16.117	0.152
10	303	NORTON	**49.446**	69	RUSSO	**26.775**	10	303	NORTON	1:15.983	1:16.283	0.300
11	85	TUCKER	**49.453**	85	TUCKER	**26.851**	11	85	TUCKER	1:16.304	1:16.304	0.000
12	43	WILLSHER	**49.495**	15	KILLWORTH	**26.966**	12	43	WILLSHER	1:16.768	1:16.825	0.057
13	15	KILLWORTH	**50.365**	77	MAY	**27.093**	13	15	KILLWORTH	1:17.331	1:17.435	0.104
14	77	MAY	**50.582**	43	WILLSHER	**27.273**	14	77	MAY	1:17.675	1:17.749	0.074
15	258	FRIEND	**50.678**	258	FRIEND	**27.464**	15	258	FRIEND	1:18.142	1:18.142	0.000
16	22	SMYTH	**51.235**	37	MARSH	**27.526**	16	52	MANTELL	1:18.826	1:19.262	0.436
17	52	MANTELL	**51.275**	99	BREEN	**27.549**	17	22	SMYTH	1:18.854	1:19.126	0.272
18	37	MARSH	**51.362**	52	MANTELL	**27.551**	18	37	MARSH	1:18.888	1:19.204	0.316
19	99	BREEN	**51.375**	22	SMYTH	**27.619**	19	99	BREEN	1:18.924	1:19.075	0.151
20	177	ELLIOTT	**52.833**	10	TRAXLER	**28.237**	20	10	TRAXLER	1:21.176	1:21.463	0.287
21	10	TRAXLER	**52.939**	228	EMERSON	**28.290**	21	228	EMERSON	1:21.340	1:21.584	0.244
22	228	EMERSON	**53.050**	119	HEALEY	**28.470**	22	177	ELLIOTT	1:21.354	1:21.551	0.197
23	3	BARRETT	**53.164**	177	ELLIOTT	**28.521**	23	3	BARRETT	1:22.307	1:22.307	0.000
24	35	HARVEY	**53.694**	35	HARVEY	**28.642**	24	35	HARVEY	1:22.336	1:22.557	0.221
25	119	HEALEY	**54.283**	3	BARRETT	**29.143**	25	119	HEALEY	1:22.753	1:22.862	0.109
26	19	MALONEY	**54.336**	19	MALONEY	**29.770**	26	19	MALONEY	1:24.106	1:25.884	1.778
27	23	BECKETT	**56.905**	23	BECKETT	**29.959**	27	23	BECKETT	1:26.864	1:27.188	0.324
28												

Weather / Track : Bright / Dry

Donington Park National
Circuit Length = 1.9790 miles
Start: 09:22 Flag 09:35 End: 09:37

Results can be found at www.tsl-timing.com

Printed - 09:43 Sunday, 17 June 2018

BMCRC - MRO Championships 2018 - Rnd 5 @ Donington Park

BMCRC Thunderbike Extreme

RACE 12 - GRID (10 Laps)

ROW 10	30	14 Roger MARSH	29	117 Raymond STAGG	28	76 Jason BYARD		
ROW 9	27	1:27.188 23 Claire BECKETT	26	1:25.884 19 Ray MALONEY	25	1:22.862 119 Simon HEALEY		
ROW 8	24	1:22.557 35 Stephen HARVEY	23	1:22.307 3 Tom BARRETT	22	1:21.584 228 Clive EMERSON		
ROW 7	21	1:21.551 177 Samuel ELLIOTT	20	1:21.463 10 Alexandru TRAXLER	19	1:19.262 52 Barry MANTELL		
ROW 6	18	1:19.204 37 Robert MARSH	17	1:19.126 22 Samuel SMYTH	16	1:19.075 99 Robert BREEN		
ROW 5	15	1:18.142 258 Ande FRIEND	14	1:17.749 77 David MAY	13	1:17.435 15 Stacey KILLWORTH		
ROW 4	12	1:16.825 43 Richard WILLSHER	11	1:16.304 85 Carl TUCKER	10	1:16.283 303 Adam NORTON		
ROW 3	9	1:16.117 69 Tony RUSSO	8	1:15.973 131 Doug EDMONDSON	7	1:15.958 114 Ricky MARTIN		
ROW 2	6	1:14.581 82 Matt HINNELLS	5	1:14.561 64 Barry CHAMBERLAIN	4	1:14.438 49 Ross McLURG		
ROW 1	3	1:14.310 777 Darren CONNEELY	2	1:14.112 41 David ABRAHAM	1	1:14.016 42 Alan WOOD **Pole**		

Donington Park National
Circuit Length = 1.9790 miles

These results are provisional until the conclusion of any judicial and technical matters.

Clerk Of Course :		Timekeeper :

Results can be found at www.tsl-timing.com

Printed - 09:49 Sunday, 17 June 2018

BMCRC - MRO Championships 2018 - Rnd 5 @ Donington Park

BMCRC Thunderbike Extreme

RACE 12 - CLASSIFICATION

POS	NO	CL	PIC	NAME	ENTRY	LAPS	TIME	GAP	DIFF	MPH	BEST	ON
1	**42**		1	Alan WOOD	Suzuki - J.Clubb Aggregates & Concrete	**8**	10:07.482			93.60	**1:14.765**	7
2	**64**		2	Barry CHAMBERLAIN	Suzuki - Airsys.co.uk	**8**	10:07.668	**0.186**	0.186	93.57	**1:14.898**	7
3	**41**		3	David ABRAHAM	Aprilia - Cambridge Motorcycles	**8**	10:09.904	**2.422**	2.236	93.22	**1:15.270**	8
4	**77**		4	David MAY	Suzuki - ELP Racing	**8**	10:14.476	**6.994**	4.572	92.53	**1:15.388**	3
5	**303**		5	Adam NORTON	Honda - Cozens Smith Fabrication	**8**	10:15.888	**8.406**	1.412	92.32	**1:15.789**	8
6	**82**		6	Matt HINNELLS	Aprilia - Bears repairs/Jamie Vale Carpentry	**8**	10:15.987	**8.505**	0.099	92.30	**1:16.018**	5
7	**85**		7	Carl TUCKER	Aprilia - Kenny Wilson Racing	**8**	10:17.295	**9.813**	1.308	92.11	**1:16.196**	5
8	**114**		8	Ricky MARTIN	Suzuki - T.B.R Performance	**8**	10:23.384	**15.902**	6.089	91.21	**1:16.498**	2
9	**15**		9	Stacey KILLWORTH	Honda - BK/Everns	**8**	10:32.472	**24.990**	9.088	89.90	**1:16.932**	8
10	**258**		10	Ande FRIEND	Suzuki - Flying colours MCT	**8**	10:35.907	**28.425**	3.435	89.41	**1:17.705**	2
11	**52**		11	Barry MANTELL	Honda - Swedish car connection	**8**	10:36.397	**28.915**	0.490	89.34	**1:18.171**	7
12	**99**	R	1	Robert BREEN	Suzuki - Traxden Motorcycles	**8**	10:38.735	**31.253**	2.338	89.02	**1:18.416**	6
13	**22**		12	Samuel SMYTH	Aprilia -	**8**	10:50.287	**42.805**	11.552	87.43	**1:18.581**	7
14	**37**		13	Robert MARSH	Kawasaki -	**8**	10:56.757	**49.275**	6.470	86.57	**1:20.421**	6
15	**10**	R	2	Alexandru TRAXLER	Yamaha - Traxden Motorcycles	**8**	10:57.170	**49.688**	0.413	86.52	**1:20.776**	6
16	**117**		14	Raymond STAGG	Suzuki -	**8**	10:58.476	**50.994**	1.306	86.35	**1:20.436**	6
17	**228**		15	Clive EMERSON	Honda -	**8**	10:58.836	**51.354**	0.360	86.30	**1:20.822**	8
18	**43**		16	Richard WILLSHER	Yamaha - Willsher Plant	**8**	11:03.167	**55.685**	4.331	85.74	**1:20.273**	6
19	**119**		17	Simon HEALEY	Yamaha - Popular Tyres / Steam Packet	**8**	11:14.060	**1:06.578**	10.893	84.35	**1:22.027**	2
20	**35**	R	3	Stephen HARVEY	Yamaha -	**8**	11:16.301	**1:08.819**	2.241	84.07	**1:23.308**	2
21	**3**		18	Tom BARRETT	Honda -	**8**	11:16.992	**1:09.510**	0.691	83.99	**1:23.153**	6
22	**177**	R	4	Samuel ELLIOTT	Suzuki - J.D.E Racing	**8**	11:17.730	**1:10.248**	0.738	83.89	**1:22.992**	8
					NOT CLASSIFIED							
DNF	**69**			Tony RUSSO	Suzuki - Titan Elevators	**2**	2:38.991	**6 Laps**	6 Laps	88.76	**1:16.652**	2

FASTEST LAP

42		Alan WOOD	Suzuki - J.Clubb Aggregates & Concrete	**7**	1:14.765	95.29 mph	153.36 kph
99	R	Robert BREEN	Suzuki - Traxden Motorcycles	**6**	1:18.416	90.85 mph	146.22 kph

Class - 92.5% of Race Speed = 86.58 mph
Class R - 92.5% of Race Speed = 82.34 mph

Donington Park National
Circuit Length = 1.9790 miles
Start: 14:05 Flag 14:15 End: 14:16

Weather / Track : Bright / Dry
These results are provisional until the conclusion of any judicial and technical matters.

Clerk Of Course :		Timekeeper :

Results can be found at www.tsl-timing.com

Printed - 14:16 Sunday, 17 June 2018

BMCRC - MRO Championships 2018 - Rnd 5 @ Donington Park

BMCRC Thunderbike Extreme

RACE 12 - LAP CHART

LAP 1 @ 14:06:34.814

NO	BEHIND	LAP TIME
41		1:19.477
42	0.151	1:19.628
82	0.594	1:20.071
64	0.851	1:20.328
303	1.711	1:21.188
85	2.157	1:21.634
69	2.862	1:22.339
77	2.905	1:22.382
114	3.798	1:23.275
52	4.686	1:24.163
258	4.923	1:24.400
15	5.070	1:24.547
99	5.519	1:24.996
228	6.483	1:25.960
10	6.651	1:26.128
37	8.354	1:27.831
35	8.872	1:28.349
43	8.947	1:28.424
22	9.339	1:28.816
117	10.314	1:29.791
177	10.851	1:30.328
119	10.929	1:30.406
3	11.937	1:31.414

LAP 2 @ 14:07:50.785

NO	BEHIND	LAP TIME
42		1:15.820
64	0.204	1:15.324
41	0.747	1:16.718
82	1.313	1:16.690
303	2.001	1:16.261
85	2.428	1:16.242
77	3.011	1:16.077
69	3.543	1:16.652
114	4.325	1:16.498
258	6.657	1:17.705
52	7.024	1:18.309
15	7.618	1:18.519
99	8.160	1:18.612
228	11.950	1:21.438
10	12.208	1:21.528
37	13.428	1:21.045
43	13.875	1:20.899
22	14.370	1:21.002
117	15.499	1:21.156
35	16.209	1:23.308
119	16.985	1:22.027
177	18.599	1:23.719
3	19.864	1:23.898

LAP 3 @ 14:09:06.028

NO	BEHIND	LAP TIME
42		1:15.243
64	0.254	1:15.293
41	1.416	1:15.912
82	2.495	1:16.425
303	2.971	1:16.213
77	3.156	1:15.388
85	3.712	1:16.527
114	5.972	1:16.890
258	11.378	1:19.964
52	11.709	1:19.928
15	12.232	1:19.857
99	12.823	1:19.906
10	18.574	1:21.609
228	20.309	1:23.602
37	20.677	1:22.492
22	20.926	1:21.799
117	21.396	1:21.140
43	22.335	1:23.703
35	24.804	1:23.838
119	25.349	1:23.607
177	27.125	1:23.769
3	27.965	1:23.344

LAP 4 @ 14:10:22.022

NO	BEHIND	LAP TIME
42		1:15.994
64	0.238	1:15.978
41	1.470	1:16.048
82	3.250	1:16.749
303	3.646	1:16.669
77	3.732	1:16.570
85	4.695	1:16.977
114	6.738	1:16.760
52	14.622	1:18.907
258	14.684	1:19.300
15	15.258	1:19.020
99	16.209	1:19.380
10	24.987	1:22.407
37	26.628	1:21.945
228	26.912	1:22.597
22	27.130	1:22.198
117	27.598	1:22.196
43	29.421	1:23.080
35	33.219	1:24.409
119	33.451	1:24.096
177	34.395	1:23.264
3	35.418	1:23.447

LAP 5 @ 14:11:37.355

NO	BEHIND	LAP TIME
42		1:15.333
64	0.219	1:15.314
41	1.521	1:15.384
82	3.935	1:16.018
77	4.149	1:15.750
303	4.692	1:16.379
85	5.558	1:16.196
114	8.618	1:17.213
258	17.755	1:18.404
52	17.756	1:18.467
15	18.126	1:18.201
99	20.029	1:19.153
10	31.660	1:22.006
22	31.742	1:19.945
37	32.497	1:21.202
117	33.369	1:21.104
228	33.690	1:22.111
43	35.736	1:21.648
35	41.216	1:23.330
119	41.835	1:23.717
177	42.121	1:23.059
3	44.131	1:24.046

LAP 6 @ 14:12:52.701

NO	BEHIND	LAP TIME
42		1:15.346
64	0.177	1:15.304
41	1.926	1:15.751
82	5.397	1:16.808
77	5.463	1:16.660
303	5.911	1:16.565
85	6.628	1:16.416
114	10.421	1:17.149
258	20.743	1:18.334
52	20.777	1:18.367
15	20.961	1:18.181
99	23.099	1:18.416
22	35.121	1:18.725
10	37.090	1:20.776
37	37.572	1:20.421
117	38.459	1:20.436
228	39.285	1:20.941
43	40.663	1:20.273
35	49.765	1:23.895
119	50.016	1:23.527
177	50.019	1:23.244
3	51.938	1:23.153

LAP 7 @ 14:14:07.466

NO	BEHIND	LAP TIME
42		1:14.765
64	0.310	1:14.898
41	2.505	1:15.344
77	6.556	1:15.858
82	7.705	1:17.073
303	7.970	1:16.824
85	8.727	1:16.864
114	12.932	1:17.276
15	23.411	1:17.215
52	24.183	1:18.171
258	25.018	1:19.040
99	27.677	1:19.343
22	38.937	1:18.581
37	43.832	1:21.025
10	43.885	1:21.560
117	44.581	1:20.887
228	45.885	1:21.365
43	47.209	1:21.311
119	59.623	1:24.372
35	1:00.730	1:25.730
3	1:01.092	1:23.919
177	1:02.609	1:27.355

LAP 8 @ 14:15:22.819

NO	BEHIND	LAP TIME
42		1:15.353
64	0.186	1:15.229
41	2.422	1:15.270
77	6.994	1:15.791
303	8.406	1:15.789
82	8.505	1:16.153
85	9.813	1:16.439
114	15.902	1:18.323
15	24.990	1:16.932
258	28.425	1:18.760
52	28.915	1:20.085
99	31.253	1:18.929
22	42.805	1:19.221
37	49.275	1:20.796
10	49.688	1:21.156
117	50.994	1:21.766
228	51.354	1:20.822
43	55.685	1:23.829
119	1:06.578	1:22.308
35	1:08.819	1:23.442
3	1:09.510	1:23.771
177	1:10.248	1:22.992

Weather / Track : Bright / Dry

Donington Park National
Circuit Length = 1.9790 miles
Start: 14:05 Flag 14:15 End: 14:16

Results can be found at www.tsl-timing.com

Printed - 14:18 Sunday, 17 June 2018

BMCRC - MRO Championships 2018 - Rnd 5 @ Donington Park

BMCRC Thunderbike Extreme

RACE 12 - SECTOR ANALYSIS

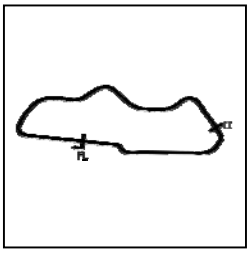

SECTOR 1 = FL to I1, SECTOR 2 = I1 to FL, DIFF = Difference To Personal Best Lap, P = Crossed Finish Line in Pit Lane, D = Time Disallowed

P1 42 Alan WOOD Suzuki - J.Clubb Aggregates & Concrete

IDEAL LAP TIME : 1:14.765 BEST LAP TIME : 1:14.765 DIFFERENCE : 0.000

LAP	SECTOR 1	SECTOR 2	LAP TIME	MPH	DIFF	TIME OF DAY
1 -		26.645	1:19.628	89.47	4.863	14:06:34.965
2 -	49.224	26.596	1:15.820	93.96	1.055	14:07:50.785
3 -	48.976	26.267	1:15.243 (2)	94.68	0.478	14:09:06.028
4 -	49.631	26.363	1:15.994	93.75	1.229	14:10:22.022
5 -	49.130	26.203	1:15.333 (3)	94.57	0.568	14:11:37.355
6 -	49.036	26.310	1:15.346	94.55	0.581	14:12:52.701
7 -	***48.670***	***26.095***	***1:14.765 (1)***	***95.29***		***14:14:07.466***
8 -	48.783	26.570	1:15.353	94.55	0.588	14:15:22.819

P2 64 Barry CHAMBERLAIN Suzuki - Airsys.co.uk

IDEAL LAP TIME : 1:14.686 BEST LAP TIME : 1:14.898 DIFFERENCE : 0.212

LAP	SECTOR 1	SECTOR 2	LAP TIME	MPH	DIFF	TIME OF DAY
1 -		26.634	1:20.328	88.69	5.430	14:06:35.665
2 -	48.999	26.325	1:15.324	94.58	0.426	14:07:50.989
3 -	49.069	26.224	1:15.293 (3)	94.62	0.395	14:09:06.282
4 -	49.572	26.406	1:15.978	93.77	1.080	14:10:22.260
5 -	49.155	26.159	1:15.314	94.59	0.416	14:11:37.574
6 -	49.178	26.126	1:15.304	94.61	0.406	14:12:52.878
7 -	48.813	***26.085***	***1:14.898 (1)***	***95.12***		***14:14:07.776***
8 -	***48.601***	26.628	1:15.229 (2)	94.70	0.331	14:15:23.005

P3 41 David ABRAHAM Aprilia - Cambridge Motorcycles

IDEAL LAP TIME : 1:15.235 BEST LAP TIME : 1:15.270 DIFFERENCE : 0.035

LAP	SECTOR 1	SECTOR 2	LAP TIME	MPH	DIFF	TIME OF DAY
1 -		26.632	1:19.477	89.64	4.207	14:06:34.814
2 -	50.104	26.614	1:16.718	92.86	1.448	14:07:51.532
3 -	49.264	26.648	1:15.912	93.85	0.642	14:09:07.444
4 -	49.703	26.345	1:16.048	93.68	0.778	14:10:23.492
5 -	49.085	***26.299***	1:15.384 (3)	94.51	0.114	14:11:38.876
6 -	49.387	26.364	1:15.751	94.05	0.481	14:12:54.627
7 -	49.001	26.343	1:15.344 (2)	94.56	0.074	14:14:09.971
8 -	***48.936***	26.334	***1:15.270 (1)***	***94.65***		***14:15:25.241***

P4 77 David MAY Suzuki - ELP Racing

IDEAL LAP TIME : 1:15.351 BEST LAP TIME : 1:15.388 DIFFERENCE : 0.037

LAP	SECTOR 1	SECTOR 2	LAP TIME	MPH	DIFF	TIME OF DAY
1 -		26.694	1:22.382	86.48	6.994	14:06:37.719
2 -	49.653	26.424	1:16.077	93.65	0.689	14:07:53.796
3 -	***49.187***	26.201	***1:15.388 (1)***	***94.50***		***14:09:09.184***
4 -	50.148	26.422	1:16.570	93.04	1.182	14:10:25.754
5 -	49.553	26.197	1:15.750 (2)	94.05	0.362	14:11:41.504
6 -	50.332	26.328	1:16.660	92.93	1.272	14:12:58.164
7 -	49.673	26.185	1:15.858	93.92	0.470	14:14:14.022
8 -	49.627	***26.164***	1:15.791 (3)	94.00	0.403	14:15:29.813

P5 303 Adam NORTON Honda - Cozens Smith Fabrication

IDEAL LAP TIME : 1:15.771 BEST LAP TIME : 1:15.789 DIFFERENCE : 0.018

LAP	SECTOR 1	SECTOR 2	LAP TIME	MPH	DIFF	TIME OF DAY
1 -		26.855	1:21.188	87.75	5.399	14:06:36.525
2 -	49.632	26.629	1:16.261 (3)	93.42	0.472	14:07:52.786
3 -	***49.472***	26.741	1:16.213 (2)	93.48	0.424	14:09:08.999
4 -	50.146	26.523	1:16.669	92.92	0.880	14:10:25.668
5 -	50.014	26.365	1:16.379	93.28	0.590	14:11:42.047
6 -	50.042	26.523	1:16.565	93.05	0.776	14:12:58.612
7 -	50.290	26.534	1:16.824	92.73	1.035	14:14:15.436
8 -	49.490	***26.299***	***1:15.789 (1)***	***94.00***		***14:15:31.225***

Weather / Track : Bright / Dry

Donington Park National
Circuit Length = 1.9790 miles
Start: 14:05 Flag 14:15 End: 14:16

BMCRC - MRO Championships 2018 - Rnd 5 @ Donington Park

BMCRC Thunderbike Extreme

RACE 12 - SECTOR ANALYSIS

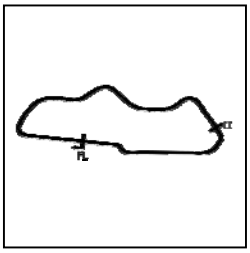

SECTOR 1 = FL to I1, SECTOR 2 = I1 to FL, DIFF = Difference To Personal Best Lap, P = Crossed Finish Line in Pit Lane, D = Time Disallowed

P6 82 Matt HINNELLS Aprilia - Bears repairs/Jamie Vale Carpentry

IDEAL LAP TIME : 1:15.989 BEST LAP TIME : 1:16.018 DIFFERENCE : 0.029

LAP	SECTOR 1	SECTOR 2	LAP TIME	MPH	DIFF	TIME OF DAY
1 -		26.548	1:20.071	88.97	4.053	14:06:35.408
2 -	49.814	26.876	1:16.690	92.90	0.672	14:07:52.098
3 -	49.864	26.561	1:16.425 (3)	93.22	0.407	14:09:08.523
4 -	50.151	26.598	1:16.749	92.83	0.731	14:10:25.272
5 -	49.547	***26.471***	***1:16.018 (1)***	***93.72***		***14:11:41.290***
6 -	50.244	26.564	1:16.808	92.75	0.790	14:12:58.098
7 -	50.237	26.836	1:17.073	92.44	1.055	14:14:15.171
8 -	***49.518***	26.635	1:16.153 (2)	93.55	0.135	14:15:31.324

P7 85 Carl TUCKER Aprilia - Kenny Wilson Racing

IDEAL LAP TIME : 1:16.110 BEST LAP TIME : 1:16.196 DIFFERENCE : 0.086

LAP	SECTOR 1	SECTOR 2	LAP TIME	MPH	DIFF	TIME OF DAY
1 -		27.065	1:21.634	87.27	5.438	14:06:36.971
2 -	***49.420***	26.822	1:16.242 (2)	93.44	0.046	14:07:53.213
3 -	49.537	26.990	1:16.527	93.09	0.331	14:09:09.740
4 -	50.287	***26.690***	1:16.977	92.55	0.781	14:10:26.717
5 -	49.461	26.735	***1:16.196 (1)***	***93.50***		***14:11:42.913***
6 -	49.604	26.812	1:16.416 (3)	93.23	0.220	14:12:59.329
7 -	49.842	27.022	1:16.864	92.69	0.668	14:14:16.193
8 -	49.610	26.829	1:16.439	93.20	0.243	14:15:32.632

P8 114 Ricky MARTIN Suzuki - T.B.R Performance

IDEAL LAP TIME : 1:16.498 BEST LAP TIME : 1:16.498 DIFFERENCE : 0.000

LAP	SECTOR 1	SECTOR 2	LAP TIME	MPH	DIFF	TIME OF DAY
1 -		26.937	1:23.275	85.55	6.777	14:06:38.612
2 -	***49.992***	***26.506***	***1:16.498 (1)***	***93.13***		***14:07:55.110***
3 -	50.263	26.627	1:16.890 (3)	92.66	0.392	14:09:12.000
4 -	50.149	26.611	1:16.760 (2)	92.81	0.262	14:10:28.760
5 -	50.244	26.969	1:17.213	92.27	0.715	14:11:45.973
6 -	50.114	27.035	1:17.149	92.34	0.651	14:13:03.122
7 -	50.272	27.004	1:17.276	92.19	0.778	14:14:20.398
8 -	50.903	27.420	1:18.323	90.96	1.825	14:15:38.721

P9 15 Stacey KILLWORTH Honda - BK/Everns

IDEAL LAP TIME : 1:16.798 BEST LAP TIME : 1:16.932 DIFFERENCE : 0.134

LAP	SECTOR 1	SECTOR 2	LAP TIME	MPH	DIFF	TIME OF DAY
1 -		27.386	1:24.547	84.26	7.615	14:06:39.884
2 -	51.339	27.180	1:18.519	90.73	1.587	14:07:58.403
3 -	52.241	27.616	1:19.857	89.21	2.925	14:09:18.260
4 -	51.832	27.188	1:19.020	90.16	2.088	14:10:37.280
5 -	51.175	27.026	1:18.201	91.10	1.269	14:11:55.481
6 -	51.070	27.111	1:18.181 (3)	91.13	1.249	14:13:13.662
7 -	50.636	***26.579***	1:17.215 (2)	92.27	0.283	14:14:30.877
8 -	***50.219***	26.713	***1:16.932 (1)***	***92.60***		***14:15:47.809***

P10 258 Ande FRIEND Suzuki - Flying colours MCT

IDEAL LAP TIME : 1:17.705 BEST LAP TIME : 1:17.705 DIFFERENCE : 0.000

LAP	SECTOR 1	SECTOR 2	LAP TIME	MPH	DIFF	TIME OF DAY
1 -		27.881	1:24.400	84.41	6.695	14:06:39.737
2 -	***50.601***	***27.104***	***1:17.705 (1)***	***91.68***		***14:07:57.442***
3 -	52.422	27.542	1:19.964	89.09	2.259	14:09:17.406
4 -	51.648	27.652	1:19.300	89.84	1.595	14:10:36.706
5 -	51.215	27.189	1:18.404 (3)	90.87	0.699	14:11:55.110
6 -	51.140	27.194	1:18.334 (2)	90.95	0.629	14:13:13.444
7 -	51.373	27.667	1:19.040	90.13	1.335	14:14:32.484

Weather / Track : Bright / Dry

Donington Park National
Circuit Length = 1.9790 miles
Start: 14:05 Flag 14:15 End: 14:16

BMCRC - MRO Championships 2018 - Rnd 5 @ Donington Park

BMCRC Thunderbike Extreme

RACE 12 - SECTOR ANALYSIS

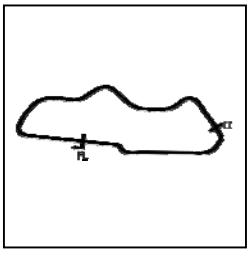

SECTOR 1 = FL to I1, SECTOR 2 = I1 to FL, DIFF = Difference To Personal Best Lap, P = Crossed Finish Line in Pit Lane, D = Time Disallowed

8 -	51.123	27.637	1:18.760	90.46	1.055	14:15:51.244

P11 52 Barry MANTELL Honda - Swedish car connection

IDEAL LAP TIME : 1:17.887 BEST LAP TIME : 1:18.171 DIFFERENCE : 0.284

LAP	SECTOR 1	SECTOR 2	LAP TIME	MPH	DIFF	TIME OF DAY
1 -		27.609	1:24.163	84.65	5.992	14:06:39.500
2 -	51.333	***26.976***	1:18.309 **(2)**	90.98	0.138	14:07:57.809
3 -	52.591	27.337	1:19.928	89.13	1.757	14:09:17.737
4 -	51.701	27.206	1:18.907	90.29	0.736	14:10:36.644
5 -	51.061	27.406	1:18.467	90.79	0.296	14:11:55.111
6 -	***50.911***	27.456	1:18.367 **(3)**	90.91	0.196	14:13:13.478
7 -	51.166	27.005	***1:18.171*** **(1)**	***91.14***		***14:14:31.649***
8 -	51.559	28.526	1:20.085	88.96	1.914	14:15:51.734

P12 99 R Robert BREEN Suzuki - Traxden Motorcycles

IDEAL LAP TIME : 1:18.098 BEST LAP TIME : 1:18.416 DIFFERENCE : 0.318

LAP	SECTOR 1	SECTOR 2	LAP TIME	MPH	DIFF	TIME OF DAY
1 -		27.522	1:24.996	83.82	6.580	14:06:40.333
2 -	51.321	27.291	1:18.612 **(2)**	90.63	0.196	14:07:58.945
3 -	52.013	27.893	1:19.906	89.16	1.490	14:09:18.851
4 -	51.710	27.670	1:19.380	89.75	0.964	14:10:38.231
5 -	51.814	27.339	1:19.153	90.01	0.737	14:11:57.384
6 -	51.355	***27.061***	***1:18.416*** **(1)**	***90.85***		***14:13:15.800***
7 -	51.524	27.819	1:19.343	89.79	0.927	14:14:35.143
8 -	***51.037***	27.892	1:18.929 **(3)**	90.26	0.513	14:15:54.072

P13 22 Samuel SMYTH Aprilia -

IDEAL LAP TIME : 1:18.351 BEST LAP TIME : 1:18.581 DIFFERENCE : 0.230

LAP	SECTOR 1	SECTOR 2	LAP TIME	MPH	DIFF	TIME OF DAY
1 -		28.210	1:28.816	80.21	10.235	14:06:44.153
2 -	52.701	28.301	1:21.002	87.95	2.421	14:08:05.155
3 -	52.949	28.850	1:21.799	87.09	3.218	14:09:26.954
4 -	53.871	28.327	1:22.198	86.67	3.617	14:10:49.152
5 -	51.985	27.960	1:19.945	89.11	1.364	14:12:09.097
6 -	51.480	***27.245***	1:18.725 **(2)**	90.50	0.144	14:13:27.822
7 -	***51.106***	27.475	***1:18.581*** **(1)**	***90.66***		***14:14:46.403***
8 -	51.439	27.782	1:19.221 **(3)**	89.93	0.640	14:16:05.624

P14 37 Robert MARSH Kawasaki -

IDEAL LAP TIME : 1:20.283 BEST LAP TIME : 1:20.421 DIFFERENCE : 0.138

LAP	SECTOR 1	SECTOR 2	LAP TIME	MPH	DIFF	TIME OF DAY
1 -		28.543	1:27.831	81.11	7.410	14:06:43.168
2 -	53.123	27.922	1:21.045	87.90	0.624	14:08:04.213
3 -	53.662	28.830	1:22.492	86.36	2.071	14:09:26.705
4 -	53.452	28.493	1:21.945	86.94	1.524	14:10:48.650
5 -	52.891	28.311	1:21.202	87.73	0.781	14:12:09.852
6 -	52.533	***27.888***	***1:20.421*** **(1)**	***88.59***		***14:13:30.273***
7 -	53.109	27.916	1:21.025 **(3)**	87.93	0.604	14:14:51.298
8 -	***52.395***	28.401	1:20.796 **(2)**	88.18	0.375	14:16:12.094

P15 10 R Alexandru TRAXLER Yamaha - Traxden Motorcycles

IDEAL LAP TIME : 1:20.526 BEST LAP TIME : 1:20.776 DIFFERENCE : 0.250

LAP	SECTOR 1	SECTOR 2	LAP TIME	MPH	DIFF	TIME OF DAY
1 -		***27.585***	1:26.128	82.72	5.352	14:06:41.465
2 -	53.601	27.927	1:21.528 **(3)**	87.38	0.752	14:08:02.993
3 -	53.545	28.064	1:21.609	87.30	0.833	14:09:24.602
4 -	54.335	28.072	1:22.407	86.45	1.631	14:10:47.009
5 -	53.890	28.116	1:22.006	86.87	1.230	14:12:09.015
6 -	***52.941***	27.835	***1:20.776*** **(1)**	***88.20***		***14:13:29.791***

Weather / Track : Bright / Dry

Donington Park National
Circuit Length = 1.9790 miles
Start: 14:05 Flag 14:15 End: 14:16

BMCRC - MRO Championships 2018 - Rnd 5 @ Donington Park

BMCRC Thunderbike Extreme

RACE 12 - SECTOR ANALYSIS

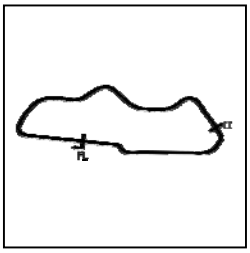

SECTOR 1 = FL to I1, SECTOR 2 = I1 to FL, DIFF = Difference To Personal Best Lap, P = Crossed Finish Line in Pit Lane, D = Time Disallowed

7 -	53.320	28.240	1:21.560	87.35	0.784	14:14:51.351
8 -	53.451	27.705	1:21.156 (2)	87.78	0.380	14:16:12.507

P16 117 Raymond STAGG Suzuki -

IDEAL LAP TIME : 1:20.372 BEST LAP TIME : 1:20.436 DIFFERENCE : 0.064

LAP	SECTOR 1	SECTOR 2	LAP TIME	MPH	DIFF	TIME OF DAY
1 -		28.593	1:29.791	79.34	9.355	14:06:45.128
2 -	52.998	28.158	1:21.156	87.78	0.720	14:08:06.284
3 -	***52.484***	28.656	1:21.140	87.80	0.704	14:09:27.424
4 -	53.916	28.280	1:22.196	86.67	1.760	14:10:49.620
5 -	53.083	28.021	1:21.104 (3)	87.84	0.668	14:12:10.724
6 -	52.548	***27.888***	***1:20.436 (1)***	***88.57***		***14:13:31.160***
7 -	52.787	28.100	1:20.887 (2)	88.08	0.451	14:14:52.047
8 -	53.222	28.544	1:21.766	87.13	1.330	14:16:13.813

P17 228 Clive EMERSON Honda -

IDEAL LAP TIME : 1:20.676 BEST LAP TIME : 1:20.822 DIFFERENCE : 0.146

LAP	SECTOR 1	SECTOR 2	LAP TIME	MPH	DIFF	TIME OF DAY
1 -		27.885	1:25.960	82.88	5.138	14:06:41.297
2 -	53.364	28.074	1:21.438	87.48	0.616	14:08:02.735
3 -	55.019	28.583	1:23.602	85.22	2.780	14:09:26.337
4 -	54.197	28.400	1:22.597	86.25	1.775	14:10:48.934
5 -	54.192	27.919	1:22.111	86.76	1.289	14:12:11.045
6 -	***52.927***	28.014	1:20.941 (2)	88.02	0.119	14:13:31.986
7 -	53.445	27.920	1:21.365 (3)	87.56	0.543	14:14:53.351
8 -	53.073	***27.749***	***1:20.822 (1)***	***88.15***		***14:16:14.173***

P18 43 Richard WILLSHER Yamaha - Willsher Plant

IDEAL LAP TIME : 1:19.766 BEST LAP TIME : 1:20.273 DIFFERENCE : 0.507

LAP	SECTOR 1	SECTOR 2	LAP TIME	MPH	DIFF	TIME OF DAY
1 -		28.445	1:28.424	80.57	8.151	14:06:43.761
2 -	52.857	***28.042***	1:20.899 (2)	88.06	0.626	14:08:04.660
3 -	53.531	30.172	1:23.703	85.11	3.430	14:09:28.363
4 -	54.791	28.289	1:23.080	85.75	2.807	14:10:51.443
5 -	52.502	29.146	1:21.648	87.26	1.375	14:12:13.091
6 -	***51.724***	28.549	***1:20.273 (1)***	***88.75***		***14:13:33.364***
7 -	52.628	28.683	1:21.311 (3)	87.62	1.038	14:14:54.675
8 -	52.369	31.460	1:23.829	84.99	3.556	14:16:18.504

P19 119 Simon HEALEY Yamaha - Popular Tyres / Steam Packet

IDEAL LAP TIME : 1:22.027 BEST LAP TIME : 1:22.027 DIFFERENCE : 0.000

LAP	SECTOR 1	SECTOR 2	LAP TIME	MPH	DIFF	TIME OF DAY
1 -		28.609	1:30.406	78.80	8.379	14:06:45.743
2 -	***53.707***	***28.320***	***1:22.027 (1)***	***86.85***		***14:08:07.770***
3 -	55.096	28.511	1:23.607	85.21	1.580	14:09:31.377
4 -	55.455	28.641	1:24.096	84.72	2.069	14:10:55.473
5 -	54.945	28.772	1:23.717	85.10	1.690	14:12:19.190
6 -	54.972	28.555	1:23.527 (3)	85.29	1.500	14:13:42.717
7 -	55.668	28.704	1:24.372	84.44	2.345	14:15:07.089
8 -	53.977	28.331	1:22.308 (2)	86.56	0.281	14:16:29.397

P20 35 R Stephen HARVEY Yamaha -

IDEAL LAP TIME : 1:22.772 BEST LAP TIME : 1:23.308 DIFFERENCE : 0.536

LAP	SECTOR 1	SECTOR 2	LAP TIME	MPH	DIFF	TIME OF DAY
1 -		***28.767***	1:28.349	80.64	5.041	14:06:43.686
2 -	***54.005***	29.303	***1:23.308 (1)***	***85.52***		***14:08:06.994***
3 -	54.819	29.019	1:23.838	84.98	0.530	14:09:30.832
4 -	55.150	29.259	1:24.409	84.40	1.101	14:10:55.241
5 -	54.421	28.909	1:23.330 (2)	85.49	0.022	14:12:18.571

Weather / Track : Bright / Dry

Donington Park National
Circuit Length = 1.9790 miles
Start: 14:05 Flag 14:15 End: 14:16

BMCRC - MRO Championships 2018 - Rnd 5 @ Donington Park

BMCRC Thunderbike Extreme

RACE 12 - SECTOR ANALYSIS

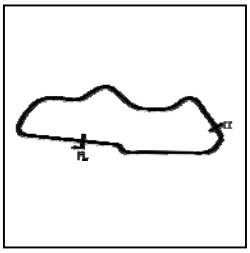

SECTOR 1 = FL to I1, SECTOR 2 = I1 to FL, DIFF = Difference To Personal Best Lap, P = Crossed Finish Line in Pit Lane, D = Time Disallowed

6 -	54.617	29.278	1:23.895	84.92	0.587	14:13:42.466
7 -	55.025	30.705	1:25.730	83.10	2.422	14:15:08.196
8 -	54.227	29.215	1:23.442 **(3)**	85.38	0.134	14:16:31.638

P21 3 Tom BARRETT Honda -

IDEAL LAP TIME : 1:23.040 BEST LAP TIME : 1:23.153 DIFFERENCE : 0.113

LAP	SECTOR 1	SECTOR 2	LAP TIME	MPH	DIFF	TIME OF DAY
1 -		***29.111***	1:31.414	77.93	8.261	14:06:46.751
2 -	54.434	29.464	1:23.898	84.92	0.745	14:08:10.649
3 -	54.002	29.342	1:23.344 **(2)**	85.48	0.191	14:09:33.993
4 -	54.120	29.327	1:23.447 **(3)**	85.37	0.294	14:10:57.440
5 -	54.801	29.245	1:24.046	84.77	0.893	14:12:21.486
6 -	***53.929***	29.224	***1:23.153*** **(1)**	***85.68***		***14:13:44.639***
7 -	54.230	29.689	1:23.919	84.89	0.766	14:15:08.558
8 -	54.447	29.324	1:23.771	85.04	0.618	14:16:32.329

P22 177 R Samuel ELLIOTT Suzuki - J.D.E Racing

IDEAL LAP TIME : 1:21.855 BEST LAP TIME : 1:22.992 DIFFERENCE : 1.137

LAP	SECTOR 1	SECTOR 2	LAP TIME	MPH	DIFF	TIME OF DAY
1 -		29.713	1:30.328	78.87	7.336	14:06:45.665
2 -	55.029	28.690	1:23.719	85.10	0.727	14:08:09.384
3 -	54.482	29.287	1:23.769	85.05	0.777	14:09:33.153
4 -	54.589	***28.675***	1:23.264	85.56	0.272	14:10:56.417
5 -	54.317	28.742	1:23.059 **(2)**	85.77	0.067	14:12:19.476
6 -	54.020	29.224	1:23.244 **(3)**	85.58	0.252	14:13:42.720
7 -	54.730	32.625	1:27.355	81.55	4.363	14:15:10.075
8 -	***53.180***	29.812	***1:22.992*** **(1)**	***85.84***		***14:16:33.067***

P23 69 Tony RUSSO Suzuki - Titan Elevators

IDEAL LAP TIME : 1:16.652 BEST LAP TIME : 1:16.652 DIFFERENCE : 0.000

LAP	SECTOR 1	SECTOR 2	LAP TIME	MPH	DIFF	TIME OF DAY
1 -		26.921	1:22.339	86.52	5.687	14:06:37.676
2 -	***49.935***	***26.717***	***1:16.652*** **(1)**	***92.94***		***14:07:54.328***

Weather / Track : Bright / Dry

Donington Park National
Circuit Length = 1.9790 miles
Start: 14:05 Flag 14:15 End: 14:16

BMCRC - MRO Championships 2018 - Rnd 5 @ Donington Park

BMCRC Thunderbike Extreme

RACE 12 - BEST SECTORS

SECTOR 1				SECTOR 2			IDEAL / BEST COMPARISON					
POS	NO	NAME	TIME	NO	NAME	TIME	POS	NO	NAME	IDEAL	BEST	DIFF
									PERFECT LAP	1:14.686		
1	64	CHAMBERLAIN	**48.601**	64	CHAMBERLAIN	**26.085**	1	64	CHAMBERLAIN	1:14.686	1:14.898	0.212
2	42	WOOD	**48.670**	42	WOOD	**26.095**	2	42	WOOD	1:14.765	1:14.765	0.000
3	41	ABRAHAM	**48.936**	77	MAY	**26.164**	3	41	ABRAHAM	1:15.235	1:15.270	0.035
4	77	MAY	**49.187**	41	ABRAHAM	**26.299**	4	77	MAY	1:15.351	1:15.388	0.037
5	85	TUCKER	**49.420**	303	NORTON	**26.299**	5	303	NORTON	1:15.771	1:15.789	0.018
6	303	NORTON	**49.472**	82	HINNELLS	**26.471**	6	82	HINNELLS	1:15.989	1:16.018	0.029
7	82	HINNELLS	**49.518**	114	MARTIN	**26.506**	7	85	TUCKER	1:16.110	1:16.196	0.086
8	69	RUSSO	**49.935**	15	KILLWORTH	**26.579**	8	114	MARTIN	1:16.498	1:16.498	0.000
9	114	MARTIN	**49.992**	85	TUCKER	**26.690**	9	69	RUSSO	1:16.652	1:16.652	0.000
10	15	KILLWORTH	**50.219**	69	RUSSO	**26.717**	10	15	KILLWORTH	1:16.798	1:16.932	0.134
11	258	FRIEND	**50.601**	52	MANTELL	**26.976**	11	258	FRIEND	1:17.705	1:17.705	0.000
12	52	MANTELL	**50.911**	99	BREEN	**27.061**	12	52	MANTELL	1:17.887	1:18.171	0.284
13	99	BREEN	**51.037**	258	FRIEND	**27.104**	13	99	BREEN	1:18.098	1:18.416	0.318
14	22	SMYTH	**51.106**	22	SMYTH	**27.245**	14	22	SMYTH	1:18.351	1:18.581	0.230
15	43	WILLSHER	**51.724**	10	TRAXLER	**27.585**	15	43	WILLSHER	1:19.766	1:20.273	0.507
16	37	MARSH	**52.395**	228	EMERSON	**27.749**	16	37	MARSH	1:20.283	1:20.421	0.138
17	117	STAGG	**52.484**	37	MARSH	**27.888**	17	117	STAGG	1:20.372	1:20.436	0.064
18	228	EMERSON	**52.927**	117	STAGG	**27.888**	18	10	TRAXLER	1:20.526	1:20.776	0.250
19	10	TRAXLER	**52.941**	43	WILLSHER	**28.042**	19	228	EMERSON	1:20.676	1:20.822	0.146
20	177	ELLIOTT	**53.180**	119	HEALEY	**28.320**	20	177	ELLIOTT	1:21.855	1:22.992	1.137
21	119	HEALEY	**53.707**	177	ELLIOTT	**28.675**	21	119	HEALEY	1:22.027	1:22.027	0.000
22	3	BARRETT	**53.929**	35	HARVEY	**28.767**	22	35	HARVEY	1:22.772	1:23.308	0.536
23	35	HARVEY	**54.005**	3	BARRETT	**29.111**	23	3	BARRETT	1:23.040	1:23.153	0.113

Weather / Track : Bright / Dry

Donington Park National
Circuit Length = 1.9790 miles
Start: 14:05 Flag 14:15 End: 14:16

Results can be found at www.tsl-timing.com

Printed - 14:18 Sunday, 17 June 2018

BMCRC-MRO Championships 2018

BMCRC Thunderbike Sport & Rookie Minitwins

Donington National Circuit

16th & 17th June 2018

Results Provided by Timing Solutions Ltd
www.tsl-timing.com

Donington Park National

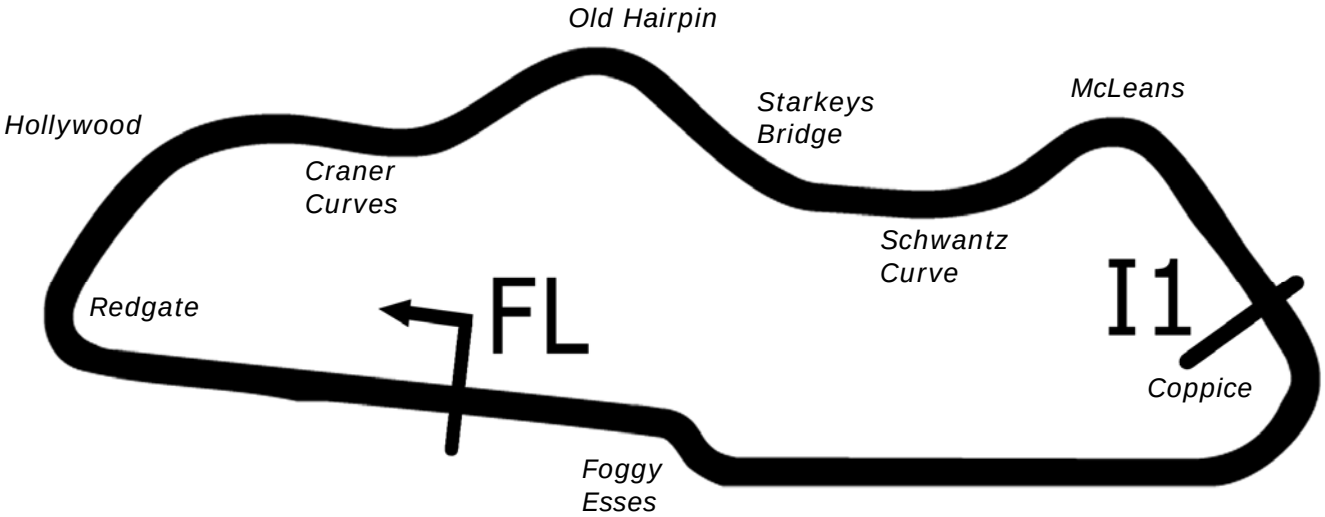

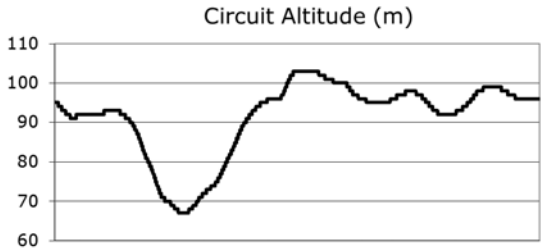

Length	1.9790 miles	3185.0 m	
FL		52.82971 N	1.37867 W
I1	2096m	52.82978 N	1.36508 W
Pit Entry	3100m	52.82951 N	1.37832 W
Pit Exit	229m after FL	52.82996 N	1.38205 W

Pit Entry–Pit Exit 287m, 17.2s @60kph, 12.9s @80kph

All results available at www.tsl-timing.com

BMCRC - MRO Championships 2018 - Rnd 5 @ Donington Park

BMCRC Thunderbike Sport & BMCRC Rookie Minitwins

FREE PRACTICE - CLASSIFICATION

POS	NO	CL	PIC	NAME	ENTRY	TIME	ON	LAPS	GAP	DIFF	MPH
1	777		1	Mason WILLIAMS	Suzuki - MoreMoto	1:28.139	8	9			80.83
2	47		2	Thomas WATSON	Yamaha - Motorsportdays.com TEA Time Racing	1:33.534	5	5	5.395	5.395	76.17
3	444		3	Mark WILLIAMS	Suzuki - Universal Motorcycle Training	1:35.103	6	8	6.964	1.569	74.91
4	86		4	Paul WITHERINGTON	Suzuki - P&R plumbing	1:35.590	8	8	7.451	0.487	74.53
5	155		5	Richard HARRIS	Suzuki - HP Racing	1:35.643	4	5	7.504	0.053	74.49
6	90		6	Edward WATSON	Suzuki - Motorsportdays.com TEA Time Racing	1:35.643	8	8	7.504	0.000	74.49
7	181	RMT	1	Robert FRANKLIN	Suzuki - RCF GARDENS	1:36.891	8	8	8.752	1.248	73.53
8	84		7	Ricardo BRANCO	Suzuki - IMP Racing	1:39.459	7	8	11.320	2.568	71.63
9	32		8	Thomas WILLIAMS	Honda -	1:39.655	5	7	11.516	0.196	71.49
10	182	RMT	2	Kyle PHILLIPS	Suzuki - Chief Safety Consultancy	1:40.062	6	7	11.923	0.407	71.20
11	89	RMT	3	Zi JONES	Suzuki -	1:42.107	8	8	13.968	2.045	69.77
12	43		9	Robert DAVIE	Suzuki -	1:42.193	7	8	14.054	0.086	69.71
13	147	R	1	Matthew MAY	Honda - Tilehurst Glass Racing	1:42.310	4	5	14.171	0.117	69.63
14	85		10	Andrew KITE	Ducati - Red Rebel Racing	1:42.581	5	6	14.442	0.271	69.45
15	9	RMT	4	Andrew WATSON	Suzuki - TEA Time Racing	1:43.098	6	6	14.959	0.517	69.10
16	137	RMT	5	Charlie CRAWT	Suzuki - Pass Bike Motorcycle Training Ltd	1:43.515	5	7	15.376	0.417	68.82
17	40	RMT	6	Simon WILKINSON	Suzuki - S P Wilkinson Engineering Ltd	1:44.645	7	7	16.506	1.130	68.08
18	33	R	2	Mark LAWRENCE	Honda - Sarky racing	1:45.317	5	5	17.178	0.672	67.64
19	666	R	3	Shane BEASLEY	Kawasaki -	1:45.523	4	5	17.384	0.206	67.51
20	126	R	4	Damien LECHAUVE	KTM -	1:46.029	2	4	17.890	0.506	67.19
21	289	RMT	7	Philip HORNE	Suzuki -	1:47.284	4	4	19.145	1.255	66.40
22	211	RMT	8	Jordan WARING	Suzuki - Beyond Timber Ltd	1:47.287	2	3	19.148	0.003	66.40
23	167		11	Mike DEVALL	Honda -	1:47.386	4	7	19.247	0.099	66.34
24	0	RMT	9	Luke STANLEY	Suzuki - MOREMOTO	1:48.265	5	6	20.126	0.879	65.80
25	81		12	Malvern MAY	Ducati -	1:48.707	4	6	20.568	0.442	65.53
26	58	R	5	Steven ELLIS	Yamaha -	1:49.176	4	5	21.037	0.469	65.25
27	48		13	Shaun WALLIS	Yamaha - Watling Tyres	1:52.108	3	4	23.969	2.932	63.55
28	37	R	6	Ricky WOODS	Suzuki - Des Woods	1:54.926	5	7	26.787	2.818	61.99
29	62	RMT	10	Ben MITCHELL	Suzuki -	1:55.219	4	5	27.080	0.293	61.83
30	10	RMT	11	Ashley MITCHELL	Suzuki -	1:55.610	1	2	27.471	0.391	61.62
31	198		14	Steven TOPPING	Yamaha -	1:58.364	2	4	30.225	2.754	60.19
32	30 *		15	Alan HARLAND	Yamaha -	2:01.615	2	4	33.476	3.251	58.58
33	44	RMT	12	Tony PARKER	Suzuki - Emerald Elevators	2:09.070	2	4	40.931	7.455	55.19
34	66		16	Mark SMITH	Yamaha - MHP EXHAUST`S	4:30.126	2	3	3:01.987	2:21.056	26.37
35	73		17	Vincent LEWIN	Suzuki - vinitwinracing.co.uk			1			
36	131	RMT	13	Christopher EVANS	Suzuki - C.E PILATES			0			

*** No. 30 - Please fit a working transponder for Qualifying**

Donington Park National
Circuit Length = 1.9790 miles
Start: 09:15 Flag 09:28 End: 09:30

Weather / Track : Cloudy / Wet

These results are provisional until the conclusion of any judicial and technical matters.

Clerk Of Course :		Timekeeper :

Results can be found at www.tsl-timing.com

Printed - 09:30 Saturday, 16 June 2018

BMCRC - MRO Championships 2018 - Rnd 5 @ Donington Park

BMCRC Thunderbike Sport & BMCRC Rookie Minitwins

FREE PRACTICE - SECTOR ANALYSIS

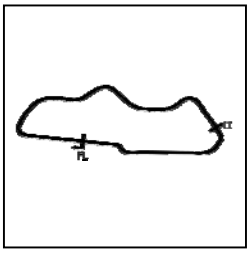

SECTOR 1 = FL to I1, SECTOR 2 = I1 to FL, DIFF = Difference To Personal Best Lap, P = Crossed Finish Line in Pit Lane, D = Time Disallowed

P1 777 Mason WILLIAMS Suzuki - MoreMoto

IDEAL LAP TIME : 1:28.139 BEST LAP TIME : 1:28.139 DIFFERENCE : 0.000

LAP	SECTOR 1	SECTOR 2	LAP TIME	MPH	DIFF	TIME OF DAY
1 -	1:01.767	31.883	1:33.650	76.07	5.511	09:17:27.130
2 -	1:02.366	31.323	1:33.689	76.04	5.550	09:19:00.819
3 -	58.718	30.646	1:29.364 **(3)**	79.72	1.225	09:20:30.183
4 -	59.289	30.909	1:30.198	78.98	2.059	09:22:00.381
5 -	58.370	30.535	1:28.905 **(2)**	80.13	0.766	09:23:29.286
6 -	58.676	31.991	1:30.667	78.58	2.528	09:24:59.953
7 -	59.018	30.674	1:29.692	79.43	1.553	09:26:29.645
8 -	***57.975***	***30.164***	***1:28.139*** **(1)**	***80.83***		***09:27:57.784***
9 -	59.634	IN PIT	1:36.992 **P**	73.45	8.853	09:29:34.776

P2 47 Thomas WATSON Yamaha - Motorsportdays.com TEA Time Racing

IDEAL LAP TIME : 1:33.380 BEST LAP TIME : 1:33.534 DIFFERENCE : 0.154

LAP	SECTOR 1	SECTOR 2	LAP TIME	MPH	DIFF	TIME OF DAY
1 -	1:06.985	33.469	1:40.454	70.92	6.920	09:22:14.064
2 -	1:04.401	32.644	1:37.045	73.41	3.511	09:23:51.109
3 -	***1:01.610***	32.311	1:33.921 **(2)**	75.85	0.387	09:25:25.030
4 -	1:03.074	32.415	1:35.489 **(3)**	74.61	1.955	09:27:00.519
5 -	1:01.764	***31.770***	***1:33.534*** **(1)**	***76.17***		***09:28:34.053***

P3 444 Mark WILLIAMS Suzuki - Universal Motorcycle Training

IDEAL LAP TIME : 1:34.958 BEST LAP TIME : 1:35.103 DIFFERENCE : 0.145

LAP	SECTOR 1	SECTOR 2	LAP TIME	MPH	DIFF	TIME OF DAY
1 -	1:11.045	34.185	1:45.230	67.70	10.127	09:17:54.515
2 -	1:08.942	33.642	1:42.584	69.45	7.481	09:19:37.099
3 -	1:06.982	35.014	1:41.996	69.85	6.893	09:21:19.095
4 -	1:03.633	35.046	1:38.679	72.20	3.576	09:22:57.774
5 -	1:04.868	32.801	1:37.669	72.94	2.566	09:24:35.443
6 -	1:02.797	***32.306***	***1:35.103*** **(1)**	***74.91***		***09:26:10.546***
7 -	1:04.322	32.421	1:36.743 **(3)**	73.64	1.640	09:27:47.289
8 -	***1:02.652***	33.537	1:36.189 **(2)**	74.06	1.086	09:29:23.478

P4 86 Paul WITHERINGTON Suzuki - P&R plumbing

IDEAL LAP TIME : 1:34.416 BEST LAP TIME : 1:35.590 DIFFERENCE : 1.174

LAP	SECTOR 1	SECTOR 2	LAP TIME	MPH	DIFF	TIME OF DAY
1 -	1:11.493	35.067	1:46.560	66.86	10.970	09:17:51.040
2 -	1:10.853	34.645	1:45.498	67.53	9.908	09:19:36.538
3 -	1:06.007	35.114	1:41.121	70.45	5.531	09:21:17.659
4 -	1:04.365	35.659	1:40.024	71.22	4.434	09:22:57.683
5 -	1:04.475	32.872	1:37.347	73.18	1.757	09:24:35.030
6 -	1:02.333	33.353	1:35.686 **(2)**	74.45	0.096	09:26:10.716
7 -	1:05.184	***32.127***	1:37.311 **(3)**	73.21	1.721	09:27:48.027
8 -	***1:02.289***	33.301	***1:35.590*** **(1)**	***74.53***		***09:29:23.617***

P5 155 Richard HARRIS Suzuki - HP Racing

IDEAL LAP TIME : 1:33.385 BEST LAP TIME : 1:35.643 DIFFERENCE : 2.258

LAP	SECTOR 1	SECTOR 2	LAP TIME	MPH	DIFF	TIME OF DAY
1 -	1:08.929	33.609	1:42.538	69.48	6.895	09:22:19.531
2 -	1:05.871	32.547	1:38.418 **(2)**	72.39	2.775	09:23:57.949
3 -	1:06.637	***31.789***	1:38.426 **(3)**	72.38	2.783	09:25:36.375
4 -	***1:01.596***	34.047	***1:35.643*** **(1)**	***74.49***		***09:27:12.018***
5 -	1:03.938	34.661	1:38.599	72.25	2.956	09:28:50.617

P6 90 Edward WATSON Suzuki - Motorsportdays.com TEA Time Racing

IDEAL LAP TIME : 1:35.116 BEST LAP TIME : 1:35.643 DIFFERENCE : 0.527

LAP	SECTOR 1	SECTOR 2	LAP TIME	MPH	DIFF	TIME OF DAY

Weather / Track : Cloudy / Wet

Donington Park National
Circuit Length = 1.9790 miles
Start: 09:15 Flag 09:28 End: 09:30

BMCRC - MRO Championships 2018 - Rnd 5 @ Donington Park

BMCRC Thunderbike Sport & BMCRC Rookie Minitwins

FREE PRACTICE - SECTOR ANALYSIS

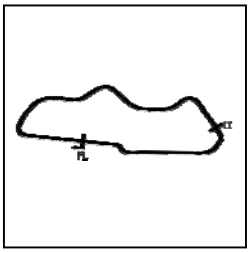

SECTOR 1 = FL to I1, SECTOR 2 = I1 to FL, DIFF = Difference To Personal Best Lap, P = Crossed Finish Line in Pit Lane, D = Time Disallowed

1 -	1:10.716	34.833	1:45.549		67.50	9.906	09:18:25.266
2 -	1:09.583	34.166	1:43.749		68.67	8.106	09:20:09.015
3 -	1:06.205	34.939	1:41.144		70.44	5.501	09:21:50.159
4 -	1:03.877	***32.994***	1:36.871		73.54	1.228	09:23:27.030
5 -	1:02.525	34.229	1:36.754	**(3)**	73.63	1.111	09:25:03.784
6 -	1:02.894	34.098	1:36.992		73.45	1.349	09:26:40.776
7 -	1:03.268	***32.994***	1:36.262	**(2)**	74.01	0.619	09:28:17.038
8 -	***1:02.122***	33.521	***1:35.643***	**(1)**	***74.49***		***09:29:52.681***

P7 181 RMT Robert FRANKLIN

Suzuki - RCF GARDENS

IDEAL LAP TIME : 1:36.057 BEST LAP TIME : 1:36.891 DIFFERENCE : 0.834

LAP	SECTOR 1	SECTOR 2	LAP TIME		MPH	DIFF	TIME OF DAY
1 -	1:10.360	34.713	1:45.073		67.80	8.182	09:17:45.080
2 -	1:09.364	34.107	1:43.471		68.85	6.580	09:19:28.551
3 -	1:11.679	33.010	1:44.689		68.05	7.798	09:21:13.240
4 -	1:06.716	32.914	1:39.630		71.51	2.739	09:22:52.870
5 -	1:04.328	***32.584***	1:36.912	**(2)**	73.51	0.021	09:24:29.782
6 -	1:06.078	33.927	1:40.005		71.24	3.114	09:26:09.787
7 -	1:05.647	33.948	1:39.595	**(3)**	71.53	2.704	09:27:49.382
8 -	***1:03.473***	33.418	***1:36.891***	**(1)**	***73.53***		***09:29:26.273***

P8 84 Ricardo BRANCO

Suzuki - IMP Racing

IDEAL LAP TIME : 1:39.459 BEST LAP TIME : 1:39.459 DIFFERENCE : 0.000

LAP	SECTOR 1	SECTOR 2	LAP TIME		MPH	DIFF	TIME OF DAY
1 -	1:11.805	35.318	1:47.123		66.50	7.664	09:17:48.388
2 -	1:10.659	35.982	1:46.641		66.80	7.182	09:19:35.029
3 -	1:08.714	36.501	1:45.215		67.71	5.756	09:21:20.244
4 -	1:07.215	35.038	1:42.253	**(3)**	69.67	2.794	09:23:02.497
5 -	1:08.578	34.629	1:43.207		69.03	3.748	09:24:45.704
6 -	1:06.585	34.572	1:41.157	**(2)**	70.43	1.698	09:26:26.861
7 -	***1:05.701***	***33.758***	***1:39.459***	**(1)**	***71.63***		***09:28:06.320***
8 -	1:07.238	35.883	1:43.121		69.09	3.662	09:29:49.441

P9 32 Thomas WILLIAMS

Honda -

IDEAL LAP TIME : 1:39.572 BEST LAP TIME : 1:39.655 DIFFERENCE : 0.083

LAP	SECTOR 1	SECTOR 2	LAP TIME		MPH	DIFF	TIME OF DAY
1 -	1:17.395	38.714	1:56.109		61.36	16.454	09:19:21.929
2 -	1:12.415	37.357	1:49.772		64.90	10.117	09:21:11.701
3 -	1:09.259	34.688	1:43.947		68.54	4.292	09:22:55.648
4 -	1:06.122	34.620	1:40.742	**(3)**	70.72	1.087	09:24:36.390
5 -	***1:05.605***	34.050	***1:39.655***	**(1)**	***71.49***		***09:26:16.045***
6 -	1:06.444	***33.967***	1:40.411	**(2)**	70.95	0.756	09:27:56.456
7 -	1:07.730	34.192	1:41.922		69.90	2.267	09:29:38.378

P10 182 RMT Kyle PHILLIPS

Suzuki - Chief Safety Consultancy

IDEAL LAP TIME : 1:40.040 BEST LAP TIME : 1:40.062 DIFFERENCE : 0.022

LAP	SECTOR 1	SECTOR 2	LAP TIME		MPH	DIFF	TIME OF DAY
1 -	1:07.750	34.733	1:42.483		69.52	2.421	09:18:40.235
2 -	1:07.254	35.029	1:42.283	**(3)**	69.65	2.221	09:20:22.518
3 -	1:08.412	34.514	1:42.926		69.22	2.864	09:22:05.444
4 -	1:06.841	36.599	1:43.440		68.87	3.378	09:23:48.884
5 -	1:05.769	***34.387***	1:40.156	**(2)**	71.13	0.094	09:25:29.040
6 -	***1:05.653***	34.409	***1:40.062***	**(1)**	***71.20***		***09:27:09.102***
7 -	1:05.980	IN PIT	1:46.034	**P**	67.19	5.972	09:28:55.136

P11 89 RMT Zi JONES

Suzuki -

IDEAL LAP TIME : 1:42.107 BEST LAP TIME : 1:42.107 DIFFERENCE : 0.000

LAP	SECTOR 1	SECTOR 2	LAP TIME		MPH	DIFF	TIME OF DAY
1 -	1:13.730	36.033	1:49.763		64.90	7.656	09:17:50.770

Weather / Track : Cloudy / Wet

Donington Park National
Circuit Length = 1.9790 miles
Start: 09:15 Flag 09:28 End: 09:30

BMCRC - MRO Championships 2018 - Rnd 5 @ Donington Park

BMCRC Thunderbike Sport & BMCRC Rookie Minitwins

FREE PRACTICE - SECTOR ANALYSIS

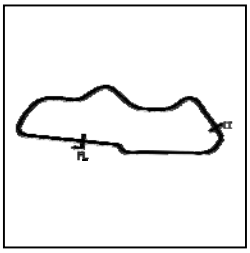

SECTOR 1 = FL to I1, SECTOR 2 = I1 to FL, DIFF = Difference To Personal Best Lap, P = Crossed Finish Line in Pit Lane, D = Time Disallowed

2 -	1:10.583	35.660	1:46.243	67.05	4.136	09:19:37.013
3 -	1:09.265	36.650	1:45.915	67.26	3.808	09:21:22.928
4 -	1:08.097	35.652	1:43.749 **(3)**	68.67	1.642	09:23:06.677
5 -	1:09.213	36.785	1:45.998	67.21	3.891	09:24:52.675
6 -	1:09.512	36.544	1:46.056	67.17	3.949	09:26:38.731
7 -	1:07.944	35.560	1:43.504 **(2)**	68.83	1.397	09:28:22.235
8 -	***1:06.660***	***35.447***	***1:42.107*** **(1)**	***69.77***		***09:30:04.342***

P12 43 Robert DAVIE Suzuki -

IDEAL LAP TIME : 1:41.404 BEST LAP TIME : 1:42.193 DIFFERENCE : 0.789

LAP	SECTOR 1	SECTOR 2	LAP TIME	MPH	DIFF	TIME OF DAY
1 -	1:08.829	37.136	1:45.965	67.23	3.772	09:17:42.750
2 -	1:13.539	36.591	1:50.130	64.69	7.937	09:19:32.880
3 -	1:08.975	38.178	1:47.153	66.49	4.960	09:21:20.033
4 -	1:08.905	36.039	1:44.944	67.88	2.751	09:23:04.977
5 -	1:09.146	36.006	1:45.152	67.75	2.959	09:24:50.129
6 -	1:09.084	***35.270***	1:44.354 **(3)**	68.27	2.161	09:26:34.483
7 -	***1:06.134***	36.059	***1:42.193*** **(1)**	***69.71***		***09:28:16.676***
8 -	1:07.788	35.719	1:43.507 **(2)**	68.83	1.314	09:30:00.183

P13 147 R Matthew MAY Honda - Tilehurst Glass Racing

IDEAL LAP TIME : 1:40.196 BEST LAP TIME : 1:42.310 DIFFERENCE : 2.114

LAP	SECTOR 1	SECTOR 2	LAP TIME	MPH	DIFF	TIME OF DAY
1 -	1:13.517	36.542	1:50.059	64.73	7.749	09:19:39.323
2 -	1:10.278	36.456	1:46.734 **(3)**	66.75	4.424	09:21:26.057
3 -	1:12.474	36.128	1:48.602	65.60	6.292	09:23:14.659
4 -	1:08.604	***33.706***	***1:42.310*** **(1)**	***69.63***		***09:24:56.969***
5 -	***1:06.490***	36.993	1:43.483 **(2)**	68.84	1.173	09:26:40.452

P14 85 Andrew KITE Ducati - Red Rebel Racing

IDEAL LAP TIME : 1:42.581 BEST LAP TIME : 1:42.581 DIFFERENCE : 0.000

LAP	SECTOR 1	SECTOR 2	LAP TIME	MPH	DIFF	TIME OF DAY
1 -		35.784	2:32.438	46.73	49.857	09:20:53.483
2 -	1:13.078	36.546	1:49.624	64.99	7.043	09:22:43.107
3 -	1:09.333	34.828	1:44.161 **(3)**	68.40	1.580	09:24:27.268
4 -	1:08.619	35.749	1:44.368	68.26	1.787	09:26:11.636
5 -	***1:08.046***	***34.535***	***1:42.581*** **(1)**	***69.45***		***09:27:54.217***
6 -	1:09.372	34.684	1:44.056 **(2)**	68.46	1.475	09:29:38.273

P15 9 RMT Andrew WATSON Suzuki - TEA Time Racing

IDEAL LAP TIME : 1:42.996 BEST LAP TIME : 1:43.098 DIFFERENCE : 0.102

LAP	SECTOR 1	SECTOR 2	LAP TIME	MPH	DIFF	TIME OF DAY
1 -		35.829	2:09.886	54.85	26.788	09:20:56.764
2 -	1:12.154	34.948	1:47.102	66.52	4.004	09:22:43.866
3 -	1:09.672	34.053	1:43.725 **(2)**	68.68	0.627	09:24:27.591
4 -	***1:09.173***	35.243	1:44.416 **(3)**	68.23	1.318	09:26:12.007
5 -	1:09.982	34.951	1:44.933	67.89	1.835	09:27:56.940
6 -	1:09.275	***33.823***	***1:43.098*** **(1)**	***69.10***		***09:29:40.038***

P16 137 RMT Charlie CRAWT Suzuki - Pass Bike Motorcycle Training Ltd

IDEAL LAP TIME : BEST LAP TIME : 1:43.515 DIFFERENCE :

LAP	SECTOR 1	SECTOR 2	LAP TIME	MPH	DIFF	TIME OF DAY
1 -			1:47.045	66.55	3.530	09:18:10.680
2 -			1:47.401	66.33	3.886	09:19:58.081
3 -			1:47.613	66.20	4.098	09:21:45.694
4 -			1:45.301 **(2)**	67.65	1.786	09:23:30.995
5 -			***1:43.515*** **(1)**	***68.82***		***09:25:14.510***
6 -			1:46.926	66.63	3.411	09:27:01.436
7 -			1:45.754 **(3)**	67.36	2.239	09:28:47.190

Weather / Track : Cloudy / Wet

Donington Park National
Circuit Length = 1.9790 miles
Start: 09:15 Flag 09:28 End: 09:30

BMCRC - MRO Championships 2018 - Rnd 5 @ Donington Park

BMCRC Thunderbike Sport & BMCRC Rookie Minitwins

FREE PRACTICE - SECTOR ANALYSIS

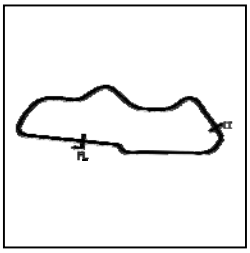

SECTOR 1 = FL to I1, SECTOR 2 = I1 to FL, DIFF = Difference To Personal Best Lap, P = Crossed Finish Line in Pit Lane, D = Time Disallowed

P17 40 RMT Simon WILKINSON Suzuki - S P Wilkinson Engineering Ltd

IDEAL LAP TIME : 1:44.645 BEST LAP TIME : 1:44.645 DIFFERENCE : 0.000

LAP	SECTOR 1	SECTOR 2	LAP TIME	MPH	DIFF	TIME OF DAY
1 -	1:17.174	38.029	1:55.203	61.84	10.558	09:18:31.128
2 -	1:15.622	37.645	1:53.267	62.90	8.622	09:20:24.395
3 -	1:12.832	36.821	1:49.653	64.97	5.008	09:22:14.048
4 -	1:13.477	39.446	1:52.923	63.09	8.278	09:24:06.971
5 -	1:12.875	36.089	1:48.964 **(3)**	65.38	4.319	09:25:55.935
6 -	1:13.004	35.809	1:48.813 **(2)**	65.47	4.168	09:27:44.748
7 -	***1:08.935***	***35.710***	***1:44.645*** **(1)**	***68.08***		***09:29:29.393***

P18 33 R Mark LAWRENCE Honda - Sarky racing

IDEAL LAP TIME : 1:45.317 BEST LAP TIME : 1:45.317 DIFFERENCE : 0.000

LAP	SECTOR 1	SECTOR 2	LAP TIME	MPH	DIFF	TIME OF DAY
1 -		38.844	2:28.358	48.02	43.041	09:21:19.621
2 -	1:15.393	37.063	1:52.456	63.35	7.139	09:23:12.077
3 -	1:11.544	37.686	1:49.230 **(3)**	65.22	3.913	09:25:01.307
4 -	1:09.882	37.422	1:47.304 **(2)**	66.39	1.987	09:26:48.611
5 -	***1:09.197***	***36.120***	***1:45.317*** **(1)**	***67.64***		***09:28:33.928***

P19 666 R Shane BEASLEY Kawasaki -

IDEAL LAP TIME : 1:45.445 BEST LAP TIME : 1:45.523 DIFFERENCE : 0.078

LAP	SECTOR 1	SECTOR 2	LAP TIME	MPH	DIFF	TIME OF DAY
1 -	1:17.533	37.175	1:54.708	62.11	9.185	09:22:30.968
2 -	1:14.951	36.252	1:51.203	64.06	5.680	09:24:22.171
3 -	***1:12.028***	35.269	1:47.297 **(2)**	66.40	1.774	09:26:09.468
4 -	1:12.106	***33.417***	***1:45.523*** **(1)**	***67.51***		***09:27:54.991***
5 -	1:13.567	35.170	1:48.737 **(3)**	65.52	3.214	09:29:43.728

P20 126 R Damien LECHAUVE KTM -

IDEAL LAP TIME : 1:46.029 BEST LAP TIME : 1:46.029 DIFFERENCE : 0.000

LAP	SECTOR 1	SECTOR 2	LAP TIME	MPH	DIFF	TIME OF DAY
1 -		38.516	2:17.115	51.96	31.086	09:23:41.134
2 -	***1:09.194***	***36.835***	***1:46.029*** **(1)**	***67.19***		***09:25:27.163***
3 -	1:09.282	37.157	1:46.439 **(2)**	66.93	0.410	09:27:13.602
4 -	1:10.575	37.812	1:48.387 **(3)**	65.73	2.358	09:29:01.989

P21 289 RMT Philip HORNE Suzuki -

IDEAL LAP TIME : 1:47.284 BEST LAP TIME : 1:47.284 DIFFERENCE : 0.000

LAP	SECTOR 1	SECTOR 2	LAP TIME	MPH	DIFF	TIME OF DAY
1 -		39.003	2:10.588	54.55	23.304	09:24:08.597
2 -	1:11.970	36.416	1:48.386 **(2)**	65.73	1.102	09:25:56.983
3 -	1:14.580	37.945	1:52.525 **(3)**	63.31	5.241	09:27:49.508
4 -	***1:11.053***	***36.231***	***1:47.284*** **(1)**	***66.40***		***09:29:36.792***

P22 211 RMT Jordan WARING Suzuki - Beyond Timber Ltd

IDEAL LAP TIME : 1:47.287 BEST LAP TIME : 1:47.287 DIFFERENCE : 0.000

LAP	SECTOR 1	SECTOR 2	LAP TIME	MPH	DIFF	TIME OF DAY
1 -	1:16.439	36.691	1:53.130 **(2)**	62.97	5.843	09:22:31.366
2 -	***1:11.122***	***36.165***	***1:47.287*** **(1)**	***66.40***		***09:24:18.653***
3 -	1:11.800	IN PIT	1:55.125 **P**	61.88	7.838	09:26:13.778

P23 167 Mike DEVALL Honda -

IDEAL LAP TIME : 1:46.759 BEST LAP TIME : 1:47.386 DIFFERENCE : 0.627

LAP	SECTOR 1	SECTOR 2	LAP TIME	MPH	DIFF	TIME OF DAY
1 -	1:17.745	37.897	1:55.642	61.60	8.256	09:17:56.658
2 -	1:12.698	37.937	1:50.635	64.39	3.249	09:19:47.293

Weather / Track : Cloudy / Wet

Donington Park National
Circuit Length = 1.9790 miles
Start: 09:15 Flag 09:28 End: 09:30

BMCRC - MRO Championships 2018 - Rnd 5 @ Donington Park

BMCRC Thunderbike Sport & BMCRC Rookie Minitwins

FREE PRACTICE - SECTOR ANALYSIS

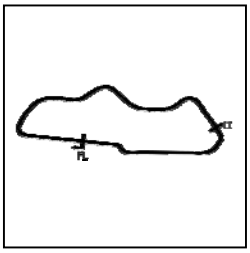

SECTOR 1 = FL to I1, SECTOR 2 = I1 to FL, DIFF = Difference To Personal Best Lap, P = Crossed Finish Line in Pit Lane, D = Time Disallowed

3 -	1:10.945	37.249	1:48.194		65.85	0.808	09:21:35.487
4 -	***1:10.126***	37.260	***1:47.386***	**(1)**	***66.34***		***09:23:22.873***
5 -	1:12.745	36.828	1:49.573		65.02	2.187	09:25:12.446
6 -	1:11.212	***36.633***	1:47.845	**(2)**	66.06	0.459	09:27:00.291
7 -	1:11.459	36.694	1:48.153	**(3)**	65.87	0.767	09:28:48.444

P24 0 RMT Luke STANLEY Suzuki - MOREMOTO

IDEAL LAP TIME : 1:48.265 BEST LAP TIME : 1:48.265 DIFFERENCE : 0.000

LAP	SECTOR 1	SECTOR 2	LAP TIME		MPH	DIFF	TIME OF DAY
1 -	1:17.337	37.753	1:55.090		61.90	6.825	09:20:10.041
2 -	1:14.422	37.625	1:52.047		63.58	3.782	09:22:02.088
3 -	1:13.702	38.489	1:52.191		63.50	3.926	09:23:54.279
4 -	1:13.627	36.472	1:50.099	**(3)**	64.71	1.834	09:25:44.378
5 -	***1:11.859***	***36.406***	***1:48.265***	**(1)**	***65.80***		***09:27:32.643***
6 -	1:13.032	36.568	1:49.600	**(2)**	65.00	1.335	09:29:22.243

P25 81 Malvern MAY Ducati -

IDEAL LAP TIME : 1:48.103 BEST LAP TIME : 1:48.707 DIFFERENCE : 0.604

LAP	SECTOR 1	SECTOR 2	LAP TIME		MPH	DIFF	TIME OF DAY
1 -	1:17.348	38.107	1:55.455		61.70	6.748	09:19:36.697
2 -	1:11.526	***37.413***	1:48.939	**(2)**	65.40	0.232	09:21:25.636
3 -	1:12.225	38.666	1:50.891		64.24	2.184	09:23:16.527
4 -	***1:10.690***	38.017	***1:48.707***	**(1)**	***65.53***		***09:25:05.234***
5 -	1:11.709	38.299	1:50.008	**(3)**	64.76	1.301	09:26:55.242
6 -	1:13.352	39.130	1:52.482		63.34	3.775	09:28:47.724

P26 58 R Steven ELLIS Yamaha -

IDEAL LAP TIME : 1:48.639 BEST LAP TIME : 1:49.176 DIFFERENCE : 0.537

LAP	SECTOR 1	SECTOR 2	LAP TIME		MPH	DIFF	TIME OF DAY
1 -		37.384	2:38.448		44.96	49.272	09:21:11.387
2 -	1:13.788	***37.111***	1:50.899	**(3)**	64.24	1.723	09:23:02.286
3 -	***1:11.528***	37.943	1:49.471	**(2)**	65.08	0.295	09:24:51.757
4 -	1:11.570	37.606	***1:49.176***	**(1)**	***65.25***		***09:26:40.933***
5 -	1:12.942	56.419	2:09.361		55.07	20.185	09:28:50.294

P27 48 Shaun WALLIS Yamaha - Watling Tyres

IDEAL LAP TIME : 1:52.108 BEST LAP TIME : 1:52.108 DIFFERENCE : 0.000

LAP	SECTOR 1	SECTOR 2	LAP TIME		MPH	DIFF	TIME OF DAY
1 -	1:29.030	39.220	2:08.250		55.55	16.142	09:22:51.251
2 -	1:16.492	38.064	1:54.556	**(3)**	62.19	2.448	09:24:45.807
3 -	***1:15.250***	***36.858***	***1:52.108***	**(1)**	***63.55***		***09:26:37.915***
4 -	1:15.269	38.168	1:53.437	**(2)**	62.80	1.329	09:28:31.352

P28 37 R Ricky WOODS Suzuki - Des Woods

IDEAL LAP TIME : 1:53.878 BEST LAP TIME : 1:54.926 DIFFERENCE : 1.048

LAP	SECTOR 1	SECTOR 2	LAP TIME		MPH	DIFF	TIME OF DAY
1 -	1:21.445	39.952	2:01.397		58.68	6.471	09:18:05.851
2 -	1:21.705	40.108	2:01.813		58.48	6.887	09:20:07.664
3 -	1:19.960	41.611	2:01.571		58.60	6.645	09:22:09.235
4 -	1:17.684	39.604	1:57.288		60.74	2.362	09:24:06.523
5 -	1:16.958	***37.968***	***1:54.926***	**(1)**	***61.99***		***09:26:01.449***
6 -	1:17.502	37.994	1:55.496	**(3)**	61.68	0.570	09:27:56.945
7 -	***1:15.910***	39.108	1:55.018	**(2)**	61.94	0.092	09:29:51.963

P29 62 RMT Ben MITCHELL Suzuki -

IDEAL LAP TIME : 1:54.739 BEST LAP TIME : 1:55.219 DIFFERENCE : 0.480

LAP	SECTOR 1	SECTOR 2	LAP TIME		MPH	DIFF	TIME OF DAY
1 -		42.353	2:43.048		43.69	47.829	09:21:01.404

Weather / Track : Cloudy / Wet

Donington Park National
Circuit Length = 1.9790 miles
Start: 09:15 Flag 09:28 End: 09:30

BMCRC - MRO Championships 2018 - Rnd 5 @ Donington Park

BMCRC Thunderbike Sport & BMCRC Rookie Minitwins

FREE PRACTICE - SECTOR ANALYSIS

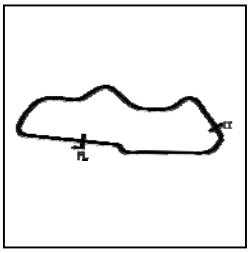

SECTOR 1 = FL to I1, SECTOR 2 = I1 to FL, DIFF = Difference To Personal Best Lap, P = Crossed Finish Line in Pit Lane, D = Time Disallowed

2 -	1:20.234	40.160	2:00.394	(3)	59.17	5.175	09:23:01.798
3 -	1:19.986	***38.919***	1:58.905	(2)	59.91	3.686	09:25:00.703
4 -	***1:15.820***	39.399	***1:55.219***	(1)	***61.83***		***09:26:55.922***
5 -	1:18.677	IN PIT	2:05.767	P	56.64	10.548	09:29:01.689

P30 10 RMT Ashley MITCHELL Suzuki -

IDEAL LAP TIME : 1:54.149 BEST LAP TIME : 1:55.610 DIFFERENCE : 1.461

LAP	SECTOR 1	SECTOR 2	LAP TIME		MPH	DIFF	TIME OF DAY
1 -	1:18.077	***37.533***	***1:55.610***	(1)	***61.62***		***09:19:24.811***
2 -	***1:16.616***	IN PIT	2:04.291	P	57.32	8.681	09:21:29.102

P31 198 Steven TOPPING Yamaha -

IDEAL LAP TIME : 1:58.364 BEST LAP TIME : 1:58.364 DIFFERENCE : 0.000

LAP	SECTOR 1	SECTOR 2	LAP TIME		MPH	DIFF	TIME OF DAY
1 -		41.122	2:28.585		47.94	30.221	09:23:53.353
2 -	***1:17.551***	***40.813***	***1:58.364***	(1)	***60.19***		***09:25:51.717***
3 -	1:19.355	41.162	2:00.517	(2)	59.11	2.153	09:27:52.234
4 -	1:20.519	41.708	2:02.227	(3)	58.29	3.863	09:29:54.461

P32 30 Alan HARLAND Yamaha -

IDEAL LAP TIME : BEST LAP TIME : 2:01.615 DIFFERENCE :

LAP	SECTOR 1	SECTOR 2	LAP TIME		MPH	DIFF	TIME OF DAY
1 -			2:03.862	(3)	57.52	2.247	09:19:16.366
2 -			***2:01.615***	(1)	***58.58***		***09:21:17.981***
3 -			2:03.021	(2)	57.91	1.406	09:23:21.002
4 -		***IN PIT***	2:12.763	P	53.66	11.148	09:25:33.765

P33 44 RMT Tony PARKER Suzuki - Emerald Elevators

IDEAL LAP TIME : 2:09.015 BEST LAP TIME : 2:09.070 DIFFERENCE : 0.055

LAP	SECTOR 1	SECTOR 2	LAP TIME		MPH	DIFF	TIME OF DAY
1 -	1:33.830	***42.994***	2:16.824	(3)	52.07	7.754	09:22:58.454
2 -	***1:26.021***	43.049	***2:09.070***	(1)	***55.19***		***09:25:07.524***
3 -	1:29.582	43.223	2:12.805	(2)	53.64	3.735	09:27:20.329
4 -	1:28.398	IN PIT	2:19.277	P	51.15	10.207	09:29:39.606

P34 66 Mark SMITH Yamaha - MHP EXHAUST`S

IDEAL LAP TIME : 1:55.235 BEST LAP TIME : 4:30.126 DIFFERENCE : 2:34.891

LAP	SECTOR 1	SECTOR 2	LAP TIME		MPH	DIFF	TIME OF DAY
1 -	1:17.592	IN PIT	2:05.777	P	56.64		09:22:40.181
2 -		***40.162***	***4:30.126***	(1)	***26.37***		***09:27:10.307***
3 -	***1:15.073***	IN PIT	1:58.723	P	60.01		09:29:09.030

P35 73 Vincent LEWIN Suzuki - vinitwinracing.co.uk

IDEAL LAP TIME : BEST LAP TIME : DIFFERENCE :

LAP	SECTOR 1	SECTOR 2	LAP TIME		MPH	DIFF	TIME OF DAY
1 -	***1:17.724***	***IN PIT***	2:04.013	P	57.45		09:19:40.023

Weather / Track : Cloudy / Wet

Donington Park National
Circuit Length = 1.9790 miles
Start: 09:15 Flag 09:28 End: 09:30

BMCRC - MRO Championships 2018 - Rnd 5 @ Donington Park

BMCRC Thunderbike Sport & BMCRC Rookie Minitwins

FREE PRACTICE - BEST SECTORS

SECTOR 1

POS	NO	NAME	TIME
1	777	WILLIAMS	57.975
2	155	HARRIS	1:01.596
3	47	WATSON	1:01.610
4	90	WATSON	1:02.122
5	86	WITHERINGTON	1:02.289
6	444	WILLIAMS	1:02.652
7	181	FRANKLIN	1:03.473
8	32	WILLIAMS	1:05.605
9	182	PHILLIPS	1:05.653
10	84	BRANCO	1:05.701
11	43	DAVIE	1:06.134
12	147	MAY	1:06.490
13	89	JONES	1:06.660
14	85	KITE	1:08.046
15	40	WILKINSON	1:08.935
16	9	WATSON	1:09.173
17	126	LECHAUVE	1:09.194
18	33	LAWRENCE	1:09.197
19	167	DEVALL	1:10.126
20	81	MAY	1:10.690
21	289	HORNE	1:11.053
22	211	WARING	1:11.122
23	58	ELLIS	1:11.528
24	0	STANLEY	1:11.859
25	666	BEASLEY	1:12.028
26	66	SMITH	1:15.073
27	48	WALLIS	1:15.250
28	62	MITCHELL	1:15.820
29	37	WOODS	1:15.910
30	10	MITCHELL	1:16.616
31	198	TOPPING	1:17.551
32	73	LEWIN	1:17.724
33	44	PARKER	1:26.021
34			
35			
36			

SECTOR 2

NO	NAME	TIME
777	WILLIAMS	30.164
47	WATSON	31.770
155	HARRIS	31.789
86	WITHERINGTON	32.127
444	WILLIAMS	32.306
181	FRANKLIN	32.584
90	WATSON	32.994
666	BEASLEY	33.417
147	MAY	33.706
84	BRANCO	33.758
9	WATSON	33.823
32	WILLIAMS	33.967
182	PHILLIPS	34.387
85	KITE	34.535
43	DAVIE	35.270
89	JONES	35.447
40	WILKINSON	35.710
33	LAWRENCE	36.120
211	WARING	36.165
289	HORNE	36.231
0	STANLEY	36.406
167	DEVALL	36.633
126	LECHAUVE	36.835
48	WALLIS	36.858
58	ELLIS	37.111
81	MAY	37.413
10	MITCHELL	37.533
37	WOODS	37.968
62	MITCHELL	38.919
66	SMITH	40.162
198	TOPPING	40.813
44	PARKER	42.994

IDEAL / BEST COMPARISON

		PERFECT LAP	1:28.139		
POS	NO	NAME	IDEAL	BEST	DIFF
1	777	WILLIAMS	1:28.139	1:28.139	0.000
2	47	WATSON	1:33.380	1:33.534	0.154
3	155	HARRIS	1:33.385	1:35.643	2.258
4	86	WITHERINGTON	1:34.416	1:35.590	1.174
5	444	WILLIAMS	1:34.958	1:35.103	0.145
6	90	WATSON	1:35.116	1:35.643	0.527
7	181	FRANKLIN	1:36.057	1:36.891	0.834
8	84	BRANCO	1:39.459	1:39.459	0.000
9	32	WILLIAMS	1:39.572	1:39.655	0.083
10	182	PHILLIPS	1:40.040	1:40.062	0.022
11	147	MAY	1:40.196	1:42.310	2.114
12	43	DAVIE	1:41.404	1:42.193	0.789
13	89	JONES	1:42.107	1:42.107	0.000
14	85	KITE	1:42.581	1:42.581	0.000
15	9	WATSON	1:42.996	1:43.098	0.102
16	40	WILKINSON	1:44.645	1:44.645	0.000
17	33	LAWRENCE	1:45.317	1:45.317	0.000
18	666	BEASLEY	1:45.445	1:45.523	0.078
19	126	LECHAUVE	1:46.029	1:46.029	0.000
20	167	DEVALL	1:46.759	1:47.386	0.627
21	289	HORNE	1:47.284	1:47.284	0.000
22	211	WARING	1:47.287	1:47.287	0.000
23	81	MAY	1:48.103	1:48.707	0.604
24	0	STANLEY	1:48.265	1:48.265	0.000
25	58	ELLIS	1:48.639	1:49.176	0.537
26	48	WALLIS	1:52.108	1:52.108	0.000
27	37	WOODS	1:53.878	1:54.926	1.048
28	10	MITCHELL	1:54.149	1:55.610	1.461
29	62	MITCHELL	1:54.739	1:55.219	0.480
30	66	SMITH	1:55.235	4:30.126	2:34.891
31	198	TOPPING	1:58.364	1:58.364	0.000
32	44	PARKER	2:09.015	2:09.070	0.055
33	137	CRAWT		1:43.515	
34	73	LEWIN			
35	30	HARLAND		2:01.615	

Weather / Track : Cloudy / Wet

Donington Park National
Circuit Length = 1.9790 miles
Start: 09:15 Flag 09:28 End: 09:30

Results can be found at www.tsl-timing.com

Printed - 09:31 Saturday, 16 June 2018

BMCRC - MRO Championships 2018 - Rnd 5 @ Donington Park

BMCRC Thunderbike Sport & BMCRC Rookie Minitwins

QUALIFYING - CLASSIFICATION

POS	NO	CL	PIC	NAME	ENTRY	TIME	ON	LAPS	GAP	DIFF	MPH
1	777		1	Mason WILLIAMS	Suzuki - MoreMoto	1:18.639	4	7			90.59
2	30		2	Alan HARLAND	Yamaha -	1:19.556	5	9	0.917	0.917	89.55
3	86		3	Paul WITHERINGTON	Suzuki - P&R plumbing	1:19.641	4	10	1.002	0.085	89.45
4	47		4	Thomas WATSON	Yamaha - Motorsportdays.com TEA Time Racing	1:19.677	7	7	1.038	0.036	89.41
5	198		5	Steven TOPPING	Yamaha -	1:20.384	7	9	1.745	0.707	88.63
6	444		6	Mark WILLIAMS	Suzuki - Universal Motorcycle Training	1:20.545	5	9	1.906	0.161	88.45
7	155		7	Richard HARRIS	Suzuki - HP Racing	1:20.740	9	10	2.101	0.195	88.24
8	81		8	Malvern MAY	Ducati -	1:21.370	8	9	2.731	0.630	87.55
9	90		9	Edward WATSON	Suzuki - Motorsportdays.com TEA Time Racing	1:21.934	7	8	3.295	0.564	86.95
10	93		10	William GILLMAN	Honda -	1:22.758	7	9	4.119	0.824	86.09
11	166		11	James CASWELL	-	1:22.774	7	9	4.135	0.016	86.07
12	211	RMT	1	Jordan WARING	Suzuki - Beyond Timber Ltd	1:22.930	6	7	4.291	0.156	85.91
13	137	RMT	2	Charlie CRAWT	Suzuki - Pass Bike Motorcycle Training Ltd	1:22.977	6	9	4.338	0.047	85.86
14	32		12	Thomas WILLIAMS	Honda -	1:24.171	7	9	5.532	1.194	84.64
15	85		13	Andrew KITE	Ducati - Red Rebel Racing	1:24.189	8	9	5.550	0.018	84.62
16	84		14	Ricardo BRANCO	Suzuki - IMP Racing	1:24.201	6	6	5.562	0.012	84.61
17	73		15	Vincent LEWIN	Suzuki - vinitwinracing.co.uk	1:25.005	5	6	6.366	0.804	83.81
18	10	RMT	3	Ashley MITCHELL	Suzuki -	1:25.141	9	9	6.502	0.136	83.68
19	48		16	Shaun WALLIS	Yamaha - Watling Tyres	1:25.360	7	9	6.721	0.219	83.46
20	181	RMT	4	Robert FRANKLIN	Suzuki - RCF GARDENS	1:25.700	2	4	7.061	0.340	83.13
21	666	R	1	Shane BEASLEY	Kawasaki -	1:25.929	7	9	7.290	0.229	82.91
22	66		17	Mark SMITH	Yamaha - MHP EXHAUST`S	1:26.203	6	9	7.564	0.274	82.64
23	62	RMT	5	Ben MITCHELL	Suzuki -	1:26.252	7	8	7.613	0.049	82.60
24	43		18	Robert DAVIE	Suzuki -	1:26.538	8	9	7.899	0.286	82.32
25	131	RMT	6	Christopher EVANS	Suzuki - C.E PILATES	1:26.725	9	9	8.086	0.187	82.15
26	89	RMT	7	Zi JONES	Suzuki -	1:27.364	8	9	8.725	0.639	81.55
27	9	RMT	8	Andrew WATSON	Suzuki - TEA Time Racing	1:27.690	4	7	9.051	0.326	81.24
28	182	RMT	9	Kyle PHILLIPS	Suzuki - Chief Safety Consultancy	1:28.588	6	9	9.949	0.898	80.42
29	58	R	2	Steven ELLIS	Yamaha -	1:30.123	6	8	11.484	1.535	79.05
30	44	RMT	10	Tony PARKER	Suzuki - Emerald Elevators	1:30.169	8	8	11.530	0.046	79.01
31	40	RMT	11	Simon WILKINSON	Suzuki - S P Wilkinson Engineering Ltd	1:30.252	8	9	11.613	0.083	78.94
32	167		19	Mike DEVALL	Honda -	1:30.364	8	9	11.725	0.112	78.84
33	37	R	3	Ricky WOODS	Suzuki - Des Woods	1:30.539	7	8	11.900	0.175	78.69
34	0	RMT	12	Luke STANLEY	Suzuki - MOREMOTO	1:30.759	8	8	12.120	0.220	78.50
35	6	RMT	13	Andrew FIRTH	Suzuki -	1:31.514	7	8	12.875	0.755	77.85
36	147	R	4	Matthew MAY	Honda - Tilehurst Glass Racing	1:32.319	4	7	13.680	0.805	77.17
37	289	RMT	14	Philip HORNE	Suzuki -	1:32.744	8	8	14.105	0.425	76.82
38	33	R	5	Mark LAWRENCE	Honda - Sarky racing	1:34.234	7	8	15.595	1.490	75.60
39	126	R	6	Damien LECHAUVE	KTM -	1:39.131	2	4	20.492	4.897	71.87

Donington Park National
Circuit Length = 1.9790 miles
Start: 11:41 Flag 11:54 End: 11:57

Weather / Track : Cloudy / Dry

These results are provisional until the conclusion of any judicial and technical matters.

Clerk Of Course :		Timekeeper :

Results can be found at www.tsl-timing.com

Printed - 11:57 Saturday, 16 June 2018

BMCRC - MRO Championships 2018 - Rnd 5 @ Donington Park

BMCRC Thunderbike Sport & BMCRC Rookie Minitwins

QUALIFYING - SECTOR ANALYSIS

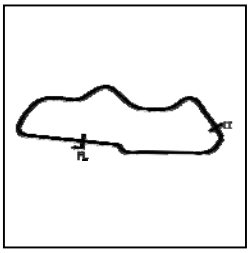

SECTOR 1 = FL to I1, SECTOR 2 = I1 to FL, DIFF = Difference To Personal Best Lap, P = Crossed Finish Line in Pit Lane, D = Time Disallowed

P1 777 Mason WILLIAMS Suzuki - MoreMoto

IDEAL LAP TIME : 1:18.618 BEST LAP TIME : 1:18.639 DIFFERENCE : 0.021

LAP	SECTOR 1	SECTOR 2	LAP TIME		MPH	DIFF	TIME OF DAY
1 -	55.888	28.354	1:24.242		84.57	5.603	11:44:06.750
2 -	53.272	28.638	1:21.910		86.98	3.271	11:45:28.660
3 -	51.664	27.678	1:19.342	(3)	89.79	0.703	11:46:48.002
4 -	***50.968***	27.671	***1:18.639***	**(1)**	***90.59***		***11:48:06.641***
5 -	52.555	27.691	1:20.246		88.78	1.607	11:49:26.887
6 -	51.487	***27.650***	1:19.137	(2)	90.02	0.498	11:50:46.024
7 -	51.875	IN PIT	1:24.600	**P**	84.21	5.961	11:52:10.624

P2 30 Alan HARLAND Yamaha -

IDEAL LAP TIME : 1:19.397 BEST LAP TIME : 1:19.556 DIFFERENCE : 0.159

LAP	SECTOR 1	SECTOR 2	LAP TIME		MPH	DIFF	TIME OF DAY
1 -	1:02.827	30.053	1:32.880		76.70	13.324	11:44:05.167
2 -	55.526	28.775	1:24.301		84.51	4.745	11:45:29.468
3 -	54.153	28.030	1:22.183		86.69	2.627	11:46:51.651
4 -	***52.056***	27.556	1:19.612	(2)	89.49	0.056	11:48:11.263
5 -	52.215	***27.341***	***1:19.556***	**(1)**	***89.55***		***11:49:30.819***
6 -	52.540	27.807	1:20.347	(3)	88.67	0.791	11:50:51.166
7 -	52.687	27.888	1:20.575		88.42	1.019	11:52:11.741
8 -	53.201	27.995	1:21.196		87.74	1.640	11:53:32.937
9 -	54.893	28.450	1:23.343		85.48	3.787	11:54:56.280

P3 86 Paul WITHERINGTON Suzuki - P&R plumbing

IDEAL LAP TIME : 1:19.497 BEST LAP TIME : 1:19.641 DIFFERENCE : 0.144

LAP	SECTOR 1	SECTOR 2	LAP TIME		MPH	DIFF	TIME OF DAY
1 -	59.977	28.556	1:28.533		80.47	8.892	11:44:01.228
2 -	53.935	28.094	1:22.029		86.85	2.388	11:45:23.257
3 -	52.516	27.855	1:20.371		88.64	0.730	11:46:43.628
4 -	51.899	***27.742***	***1:19.641***	**(1)**	***89.45***		***11:48:03.269***
5 -	***51.755***	28.132	1:19.887	(2)	89.18	0.246	11:49:23.156
6 -	54.640	28.036	1:22.676		86.17	3.035	11:50:45.832
7 -	53.780	29.005	1:22.785		86.06	3.144	11:52:08.617
8 -	***51.755***	28.607	1:20.362	(3)	88.65	0.721	11:53:28.979
9 -	52.248	28.242	1:20.490		88.51	0.849	11:54:49.469
10 -	59.550	IN PIT	1:35.511	**P**	74.59	15.870	11:56:24.980

P4 47 Thomas WATSON Yamaha - Motorsportdays.com TEA Time Racing

IDEAL LAP TIME : 1:19.677 BEST LAP TIME : 1:19.677 DIFFERENCE : 0.000

LAP	SECTOR 1	SECTOR 2	LAP TIME		MPH	DIFF	TIME OF DAY
1 -		29.150	1:41.813		69.97	22.136	11:47:38.349
2 -	55.597	28.780	1:24.377		84.43	4.700	11:49:02.726
3 -	53.009	28.311	1:21.320		87.61	1.643	11:50:24.046
4 -	52.258	29.061	1:21.319	(3)	87.61	1.642	11:51:45.365
5 -	53.306	28.482	1:21.788		87.11	2.111	11:53:07.153
6 -	52.207	28.838	1:21.045	(2)	87.90	1.368	11:54:28.198
7 -	***51.733***	***27.944***	***1:19.677***	**(1)**	***89.41***		***11:55:47.875***

P5 198 Steven TOPPING Yamaha -

IDEAL LAP TIME : 1:19.373 BEST LAP TIME : 1:20.384 DIFFERENCE : 1.011

LAP	SECTOR 1	SECTOR 2	LAP TIME		MPH	DIFF	TIME OF DAY
1 -	57.875	28.904	1:26.779		82.10	6.395	11:43:54.048
2 -	52.657	27.897	1:20.554	(2)	88.44	0.170	11:45:14.602
3 -	52.895	38.116	1:31.011		78.28	10.627	11:46:45.613
4 -	53.007	***27.682***	1:20.689		88.29	0.305	11:48:06.302
5 -	52.618	38.740	1:31.358		77.98	10.974	11:49:37.660
6 -	52.734	28.007	1:20.741		88.24	0.357	11:50:58.401
7 -	52.377	28.007	***1:20.384***	**(1)**	***88.63***		***11:52:18.785***

Weather / Track : Cloudy / Dry

Donington Park National
Circuit Length = 1.9790 miles
Start: 11:41 Flag 11:54 End: 11:57

BMCRC - MRO Championships 2018 - Rnd 5 @ Donington Park

BMCRC Thunderbike Sport & BMCRC Rookie Minitwins

QUALIFYING - SECTOR ANALYSIS

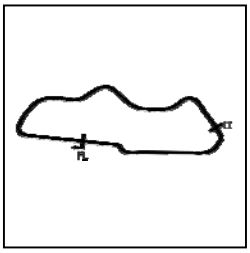

SECTOR 1 = FL to I1, SECTOR 2 = I1 to FL, DIFF = Difference To Personal Best Lap, P = Crossed Finish Line in Pit Lane, D = Time Disallowed

8 -	52.564	28.291	1:20.855	88.11	0.471	11:53:39.640
9 -	***51.691***	28.874	1:20.565 **(3)**	88.43	0.181	11:55:00.205

P6 444 Mark WILLIAMS Suzuki - Universal Motorcycle Training

IDEAL LAP TIME : 1:19.866 BEST LAP TIME : 1:20.545 DIFFERENCE : 0.679

LAP	SECTOR 1	SECTOR 2	LAP TIME	MPH	DIFF	TIME OF DAY
1 -	58.907	30.272	1:29.179	79.89	8.634	11:44:11.668
2 -	54.728	30.537	1:25.265	83.55	4.720	11:45:36.933
3 -	55.165	28.510	1:23.675	85.14	3.130	11:47:00.608
4 -	52.971	28.524	1:21.495	87.42	0.950	11:48:22.103
5 -	52.033	28.512	***1:20.545*** **(1)**	***88.45***		***11:49:42.648***
6 -	52.748	28.249	1:20.997	87.96	0.452	11:51:03.645
7 -	53.695	31.110	1:24.805	84.01	4.260	11:52:28.450
8 -	***51.881***	28.757	1:20.638 **(3)**	88.35	0.093	11:53:49.088
9 -	52.582	***27.985***	1:20.567 **(2)**	88.43	0.022	11:55:09.655

P7 155 Richard HARRIS Suzuki - HP Racing

IDEAL LAP TIME : 1:20.610 BEST LAP TIME : 1:20.740 DIFFERENCE : 0.130

LAP	SECTOR 1	SECTOR 2	LAP TIME	MPH	DIFF	TIME OF DAY
1 -	57.017	29.033	1:26.050	82.79	5.310	11:43:52.900
2 -	53.303	28.872	1:22.175	86.70	1.435	11:45:15.075
3 -	52.930	30.010	1:22.940	85.90	2.200	11:46:38.015
4 -	52.644	***28.467***	1:21.111 **(2)**	87.83	0.371	11:47:59.126
5 -	52.993	30.355	1:23.348	85.48	2.608	11:49:22.474
6 -	53.593	28.619	1:22.212	86.66	1.472	11:50:44.686
7 -	53.819	28.876	1:22.695	86.15	1.955	11:52:07.381
8 -	52.530	28.934	1:21.464 **(3)**	87.45	0.724	11:53:28.845
9 -	***52.143***	28.597	***1:20.740*** **(1)**	***88.24***		***11:54:49.585***
10 -	53.575	29.094	1:22.669	86.18	1.929	11:56:12.254

P8 81 Malvern MAY Ducati -

IDEAL LAP TIME : 1:21.062 BEST LAP TIME : 1:21.370 DIFFERENCE : 0.308

LAP	SECTOR 1	SECTOR 2	LAP TIME	MPH	DIFF	TIME OF DAY
1 -	59.506	32.258	1:31.764	77.64	10.394	11:44:05.621
2 -	55.824	29.326	1:25.150	83.67	3.780	11:45:30.771
3 -	53.139	***28.405***	1:21.544 **(2)**	87.37	0.174	11:46:52.315
4 -	53.660	28.434	1:22.094	86.78	0.724	11:48:14.409
5 -	53.076	28.556	1:21.632 **(3)**	87.27	0.262	11:49:36.041
6 -	53.072	29.657	1:22.729	86.12	1.359	11:50:58.770
7 -	53.949	28.697	1:22.646	86.20	1.276	11:52:21.416
8 -	***52.657***	28.713	***1:21.370*** **(1)**	***87.55***		***11:53:42.786***
9 -	54.539	28.991	1:23.530	85.29	2.160	11:55:06.316

P9 90 Edward WATSON Suzuki - Motorsportdays.com TEA Time Racing

IDEAL LAP TIME : 1:21.787 BEST LAP TIME : 1:21.934 DIFFERENCE : 0.147

LAP	SECTOR 1	SECTOR 2	LAP TIME	MPH	DIFF	TIME OF DAY
1 -	1:01.192	31.618	1:32.810	76.76	10.876	11:44:39.883
2 -	57.086	29.919	1:27.005	81.88	5.071	11:46:06.888
3 -	55.872	29.254	1:25.126	83.69	3.192	11:47:32.014
4 -	58.453	30.005	1:28.458	80.54	6.524	11:49:00.472
5 -	54.469	***28.841***	1:23.310 **(3)**	85.51	1.376	11:50:23.782
6 -	***52.946***	29.224	1:22.170 **(2)**	86.70	0.236	11:51:45.952
7 -	53.028	28.906	***1:21.934*** **(1)**	***86.95***		***11:53:07.886***
8 -	57.868	32.612	1:30.480	78.74	8.546	11:54:38.366

P10 93 William GILLMAN Honda -

IDEAL LAP TIME : 1:22.582 BEST LAP TIME : 1:22.758 DIFFERENCE : 0.176

LAP	SECTOR 1	SECTOR 2	LAP TIME	MPH	DIFF	TIME OF DAY
1 -	1:01.147	30.401	1:31.548	77.82	8.790	11:44:00.533

Weather / Track : Cloudy / Dry

Donington Park National
Circuit Length = 1.9790 miles
Start: 11:41 Flag 11:54 End: 11:57

BMCRC - MRO Championships 2018 - Rnd 5 @ Donington Park

BMCRC Thunderbike Sport & BMCRC Rookie Minitwins

QUALIFYING - SECTOR ANALYSIS

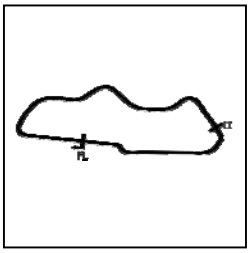

SECTOR 1 = FL to I1, SECTOR 2 = I1 to FL, DIFF = Difference To Personal Best Lap, P = Crossed Finish Line in Pit Lane, D = Time Disallowed

2 -	58.349	30.353	1:28.702	80.32	5.944	11:45:29.235
3 -	55.831	29.144	1:24.975	83.84	2.217	11:46:54.210
4 -	54.802	29.235	1:24.037	84.77	1.279	11:48:18.247
5 -	55.254	28.882	1:24.136	84.68	1.378	11:49:42.383
6 -	54.338	***28.635***	1:22.973 **(2)**	85.86	0.215	11:51:05.356
7 -	***53.947***	28.811	***1:22.758*** **(1)**	***86.09***		***11:52:28.114***
8 -	54.199	28.940	1:23.139 **(3)**	85.69	0.381	11:53:51.253
9 -	54.501	29.788	1:24.289	84.52	1.531	11:55:15.542

P11 166 James CASWELL -

IDEAL LAP TIME : 1:22.008 BEST LAP TIME : 1:22.774 DIFFERENCE : 0.766

LAP	SECTOR 1	SECTOR 2	LAP TIME	MPH	DIFF	TIME OF DAY
1 -	1:04.643	30.118	1:34.761	75.18	11.987	11:44:10.775
2 -	55.795	31.086	1:26.881	82.00	4.107	11:45:37.656
3 -	58.194	29.011	1:27.205	81.69	4.431	11:47:04.861
4 -	54.902	29.566	1:24.468	84.34	1.694	11:48:29.329
5 -	54.638	28.487	1:23.125 **(2)**	85.70	0.351	11:49:52.454
6 -	54.592	28.778	1:23.370	85.45	0.596	11:51:15.824
7 -	54.334	***28.440***	***1:22.774*** **(1)**	***86.07***		***11:52:38.598***
8 -	***53.568***	40.525	1:34.093	75.71	11.319	11:54:12.691
9 -	54.239	28.991	1:23.230 **(3)**	85.60	0.456	11:55:35.921

P12 211 RMT Jordan WARING Suzuki - Beyond Timber Ltd

IDEAL LAP TIME : 1:22.930 BEST LAP TIME : 1:22.930 DIFFERENCE : 0.000

LAP	SECTOR 1	SECTOR 2	LAP TIME	MPH	DIFF	TIME OF DAY
1 -	59.986	30.108	1:30.094	79.08	7.164	11:44:01.226
2 -	56.068	29.718	1:25.786	83.05	2.856	11:45:27.012
3 -	55.168	29.432	1:24.600	84.21	1.670	11:46:51.612
4 -	54.171	29.593	1:23.764 **(2)**	85.05	0.834	11:48:15.376
5 -	54.521	29.462	1:23.983 **(3)**	84.83	1.053	11:49:39.359
6 -	***53.842***	***29.088***	***1:22.930*** **(1)**	***85.91***		***11:51:02.289***
7 -	54.881	31.052	1:25.933	82.90	3.003	11:52:28.222

P13 137 RMT Charlie CRAWT Suzuki - Pass Bike Motorcycle Training Ltd

IDEAL LAP TIME : 1:22.469 BEST LAP TIME : 1:22.977 DIFFERENCE : 0.508

LAP	SECTOR 1	SECTOR 2	LAP TIME	MPH	DIFF	TIME OF DAY
1 -	56.836	30.226	1:27.062	81.83	4.085	11:44:19.291
2 -	58.117	29.944	1:28.061	80.90	5.084	11:45:47.352
3 -	55.581	29.487	1:25.068	83.75	2.091	11:47:12.420
4 -	55.931	29.206	1:25.137	83.68	2.160	11:48:37.557
5 -	56.391	***28.549***	1:24.940	83.87	1.963	11:50:02.497
6 -	***53.920***	29.057	***1:22.977*** **(1)**	***85.86***		***11:51:25.474***
7 -	54.701	29.450	1:24.151	84.66	1.174	11:52:49.625
8 -	54.586	29.182	1:23.768 **(2)**	85.05	0.791	11:54:13.393
9 -	53.927	29.877	1:23.804 **(3)**	85.01	0.827	11:55:37.197

P14 32 Thomas WILLIAMS Honda -

IDEAL LAP TIME : 1:24.098 BEST LAP TIME : 1:24.171 DIFFERENCE : 0.073

LAP	SECTOR 1	SECTOR 2	LAP TIME	MPH	DIFF	TIME OF DAY
1 -	1:03.283	32.047	1:35.330	74.73	11.159	11:44:06.507
2 -	59.067	31.703	1:30.770	78.49	6.599	11:45:37.277
3 -	57.463	29.759	1:27.222	81.68	3.051	11:47:04.499
4 -	57.347	30.870	1:28.217	80.76	4.046	11:48:32.716
5 -	57.061	30.101	1:27.162	81.74	2.991	11:49:59.878
6 -	55.205	30.094	1:25.299 **(3)**	83.52	1.128	11:51:25.177
7 -	54.614	***29.557***	***1:24.171*** **(1)**	***84.64***		***11:52:49.348***
8 -	***54.541***	30.671	1:25.212 **(2)**	83.61	1.041	11:54:14.560
9 -	55.481	30.685	1:26.166	82.68	1.995	11:55:40.726

Weather / Track : Cloudy / Dry

Donington Park National
Circuit Length = 1.9790 miles
Start: 11:41 Flag 11:54 End: 11:57

BMCRC - MRO Championships 2018 - Rnd 5 @ Donington Park

BMCRC Thunderbike Sport & BMCRC Rookie Minitwins

QUALIFYING - SECTOR ANALYSIS

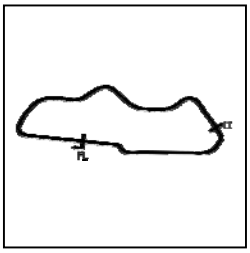

SECTOR 1 = FL to I1, SECTOR 2 = I1 to FL, DIFF = Difference To Personal Best Lap, P = Crossed Finish Line in Pit Lane, D = Time Disallowed

P15 85 Andrew KITE Ducati - Red Rebel Racing

IDEAL LAP TIME : 1:23.925 BEST LAP TIME : 1:24.189 DIFFERENCE : 0.264

LAP	SECTOR 1	SECTOR 2	LAP TIME	MPH	DIFF	TIME OF DAY
1 -	1:02.835	32.413	1:35.248	74.80	11.059	11:44:05.378
2 -	59.433	31.765	1:31.198	78.12	7.009	11:45:36.576
3 -	57.187	29.762	1:26.949	81.94	2.760	11:47:03.525
4 -	56.755	29.845	1:26.600	82.27	2.411	11:48:30.125
5 -	56.530	29.656	1:26.186	82.66	1.997	11:49:56.311
6 -	56.161	29.986	1:26.147	82.70	1.958	11:51:22.458
7 -	55.374	***28.953***	1:24.327 **(2)**	84.48	0.138	11:52:46.785
8 -	***54.972***	29.217	***1:24.189*** **(1)**	***84.62***		***11:54:10.974***
9 -	55.299	29.268	1:24.567 **(3)**	84.24	0.378	11:55:35.541

P16 84 Ricardo BRANCO Suzuki - IMP Racing

IDEAL LAP TIME : 1:22.831 BEST LAP TIME : 1:24.201 DIFFERENCE : 1.370

LAP	SECTOR 1	SECTOR 2	LAP TIME	MPH	DIFF	TIME OF DAY
1 -		30.153	1:40.810	70.67	16.609	11:47:56.643
2 -	55.019	30.136	1:25.155	83.66	0.954	11:49:21.798
3 -	55.731	28.768	1:24.499 **(2)**	84.31	0.298	11:50:46.297
4 -	55.504	29.210	1:24.714 **(3)**	84.10	0.513	11:52:11.011
5 -	57.116	***28.506***	1:25.622	83.21	1.421	11:53:36.633
6 -	***54.325***	29.876	***1:24.201*** **(1)**	***84.61***		***11:55:00.834***

P17 73 Vincent LEWIN Suzuki - vinitwinracing.co.uk

IDEAL LAP TIME : 1:25.005 BEST LAP TIME : 1:25.005 DIFFERENCE : 0.000

LAP	SECTOR 1	SECTOR 2	LAP TIME	MPH	DIFF	TIME OF DAY
1 -	1:02.472	32.442	1:34.914 **(3)**	75.06	9.909	11:44:08.514
2 -	58.835	31.409	1:30.244 **(2)**	78.94	5.239	11:45:38.758
3 -	1:04.378	30.763	1:35.141	74.88	10.136	11:47:13.899
4 -	59.445	37.526	1:36.971	73.47	11.966	11:48:50.870
5 -	***55.507***	***29.498***	***1:25.005*** **(1)**	***83.81***		***11:50:15.875***
6 -	59.941	IN PIT	1:36.072 **P**	74.15	11.067	11:51:51.947

P18 10 RMT Ashley MITCHELL Suzuki -

IDEAL LAP TIME : 1:25.055 BEST LAP TIME : 1:25.141 DIFFERENCE : 0.086

LAP	SECTOR 1	SECTOR 2	LAP TIME	MPH	DIFF	TIME OF DAY
1 -	1:03.742	32.668	1:36.410	73.89	11.269	11:44:06.233
2 -	58.411	32.090	1:30.501	78.72	5.360	11:45:36.734
3 -	57.403	29.915	1:27.318	81.59	2.177	11:47:04.052
4 -	56.660	30.138	1:26.798	82.08	1.657	11:48:30.850
5 -	57.967	31.314	1:29.281	79.80	4.140	11:50:00.131
6 -	***55.566***	29.928	1:25.494 **(2)**	83.33	0.353	11:51:25.625
7 -	55.943	30.115	1:26.058	82.78	0.917	11:52:51.683
8 -	55.965	29.614	1:25.579 **(3)**	83.25	0.438	11:54:17.262
9 -	55.652	***29.489***	***1:25.141*** **(1)**	***83.68***		***11:55:42.403***

P19 48 Shaun WALLIS Yamaha - Watling Tyres

IDEAL LAP TIME : 1:25.214 BEST LAP TIME : 1:25.360 DIFFERENCE : 0.146

LAP	SECTOR 1	SECTOR 2	LAP TIME	MPH	DIFF	TIME OF DAY
1 -	1:01.822	31.029	1:32.851	76.73	7.491	11:44:31.075
2 -	59.574	30.037	1:29.611	79.50	4.251	11:46:00.686
3 -	59.270	30.311	1:29.581	79.53	4.221	11:47:30.267
4 -	59.982	30.371	1:30.353	78.85	4.993	11:49:00.620
5 -	57.586	***29.203***	1:26.789	82.09	1.429	11:50:27.409
6 -	56.238	29.322	1:25.560 **(2)**	83.27	0.200	11:51:52.969
7 -	56.044	29.316	***1:25.360*** **(1)**	***83.46***		***11:53:18.329***
8 -	***56.011***	29.601	1:25.612 **(3)**	83.22	0.252	11:54:43.941
9 -	58.493	29.252	1:27.745	81.19	2.385	11:56:11.686

Weather / Track : Cloudy / Dry

Donington Park National
Circuit Length = 1.9790 miles
Start: 11:41 Flag 11:54 End: 11:57

BMCRC - MRO Championships 2018 - Rnd 5 @ Donington Park

BMCRC Thunderbike Sport & BMCRC Rookie Minitwins

QUALIFYING - SECTOR ANALYSIS

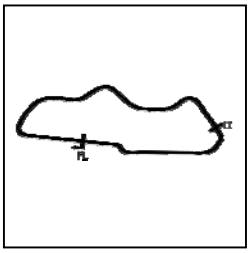

SECTOR 1 = FL to I1, SECTOR 2 = I1 to FL, DIFF = Difference To Personal Best Lap, P = Crossed Finish Line in Pit Lane, D = Time Disallowed

P20 181 RMT Robert FRANKLIN Suzuki - RCF GARDENS

IDEAL LAP TIME : 1:25.161 BEST LAP TIME : 1:25.700 DIFFERENCE : 0.539

LAP	SECTOR 1	SECTOR 2	LAP TIME		MPH	DIFF	TIME OF DAY
1 -	1:01.320	31.350	1:32.670	(3)	76.88	6.970	11:44:11.768
2 -	***55.727***	29.973	***1:25.700***	**(1)**	***83.13***		***11:45:37.468***
3 -	57.489	***29.434***	1:26.923	(2)	81.96	1.223	11:47:04.391
4 -	9:00.981	IN PIT	9:59.297	**P**	11.88	8:33.597	11:57:03.688

P21 666 R Shane BEASLEY Kawasaki -

IDEAL LAP TIME : 1:25.543 BEST LAP TIME : 1:25.929 DIFFERENCE : 0.386

LAP	SECTOR 1	SECTOR 2	LAP TIME		MPH	DIFF	TIME OF DAY
1 -	1:01.274	30.639	1:31.913		77.51	5.984	11:43:59.194
2 -	1:00.054	29.608	1:29.662		79.46	3.733	11:45:28.856
3 -	58.072	29.081	1:27.153		81.74	1.224	11:46:56.009
4 -	58.102	***28.755***	1:26.857		82.02	0.928	11:48:22.866
5 -	58.141	29.777	1:27.918		81.03	1.989	11:49:50.784
6 -	57.242	28.810	1:26.052	(2)	82.79	0.123	11:51:16.836
7 -	***56.788***	29.141	***1:25.929***	**(1)**	***82.91***		***11:52:42.765***
8 -	57.240	29.280	1:26.520		82.34	0.591	11:54:09.285
9 -	57.537	28.919	1:26.456	(3)	82.40	0.527	11:55:35.741

P22 66 Mark SMITH Yamaha - MHP EXHAUST`S

IDEAL LAP TIME : 1:25.863 BEST LAP TIME : 1:26.203 DIFFERENCE : 0.340

LAP	SECTOR 1	SECTOR 2	LAP TIME		MPH	DIFF	TIME OF DAY
1 -	1:03.855	32.745	1:36.600		73.75	10.397	11:44:08.402
2 -	57.357	31.806	1:29.163		79.90	2.960	11:45:37.565
3 -	1:00.012	40.497	1:40.509		70.88	14.306	11:47:18.074
4 -	57.220	30.536	1:27.756		81.18	1.553	11:48:45.830
5 -	57.558	30.149	1:27.707		81.23	1.504	11:50:13.537
6 -	***56.338***	29.865	***1:26.203***	**(1)**	***82.64***		***11:51:39.740***
7 -	57.737	***29.525***	1:27.262	(2)	81.64	1.059	11:53:07.002
8 -	57.191	30.096	1:27.287	(3)	81.62	1.084	11:54:34.289
9 -	57.171	30.300	1:27.471		81.45	1.268	11:56:01.760

P23 62 RMT Ben MITCHELL Suzuki -

IDEAL LAP TIME : 1:26.134 BEST LAP TIME : 1:26.252 DIFFERENCE : 0.118

LAP	SECTOR 1	SECTOR 2	LAP TIME		MPH	DIFF	TIME OF DAY
1 -	1:02.979	33.415	1:36.394		73.91	10.142	11:44:04.731
2 -	59.492	32.895	1:32.387		77.11	6.135	11:45:37.118
3 -	1:00.512	30.008	1:30.520		78.70	4.268	11:47:07.638
4 -	57.174	30.792	1:27.966	(3)	80.99	1.714	11:48:35.604
5 -	57.843	30.224	1:28.067		80.90	1.815	11:50:03.671
6 -	***56.420***	30.089	1:26.509	(2)	82.35	0.257	11:51:30.180
7 -	56.538	***29.714***	***1:26.252***	**(1)**	***82.60***		***11:52:56.432***
8 -	56.423	IN PIT	1:31.807	**P**	77.60	5.555	11:54:28.239

P24 43 Robert DAVIE Suzuki -

IDEAL LAP TIME : 1:26.538 BEST LAP TIME : 1:26.538 DIFFERENCE : 0.000

LAP	SECTOR 1	SECTOR 2	LAP TIME		MPH	DIFF	TIME OF DAY
1 -	1:04.574	33.042	1:37.616		72.98	11.078	11:44:09.704
2 -	1:00.427	30.872	1:31.299		78.03	4.761	11:45:41.003
3 -	1:01.019	30.917	1:31.936		77.49	5.398	11:47:12.939
4 -	59.920	30.694	1:30.614		78.62	4.076	11:48:43.553
5 -	58.433	31.053	1:29.486		79.61	2.948	11:50:13.039
6 -	57.709	30.140	1:27.849	(2)	81.10	1.311	11:51:40.888
7 -	58.700	30.688	1:29.388		79.70	2.850	11:53:10.276
8 -	***56.436***	***30.102***	***1:26.538***	**(1)**	***82.32***		***11:54:36.814***
9 -	56.726	32.231	1:28.957	(3)	80.09	2.419	11:56:05.771

Weather / Track : Cloudy / Dry

Donington Park National
Circuit Length = 1.9790 miles
Start: 11:41 Flag 11:54 End: 11:57

BMCRC - MRO Championships 2018 - Rnd 5 @ Donington Park

BMCRC Thunderbike Sport & BMCRC Rookie Minitwins

QUALIFYING - SECTOR ANALYSIS

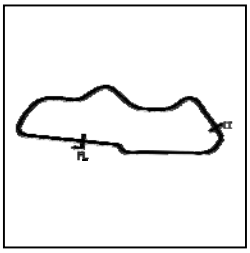

SECTOR 1 = FL to I1, SECTOR 2 = I1 to FL, DIFF = Difference To Personal Best Lap, P = Crossed Finish Line in Pit Lane, D = Time Disallowed

P25 131 RMT Christopher EVANS Suzuki - C.E PILATES

IDEAL LAP TIME : 1:26.725 BEST LAP TIME : 1:26.725 DIFFERENCE : 0.000

LAP	SECTOR 1	SECTOR 2	LAP TIME	MPH	DIFF	TIME OF DAY
1 -	1:07.854	33.274	1:41.128	70.45	14.403	11:44:18.061
2 -	59.232	31.572	1:30.804	78.46	4.079	11:45:48.865
3 -	56.856	30.546	1:27.402 (3)	81.51	0.677	11:47:16.267
4 -	58.698	30.842	1:29.540	79.56	2.815	11:48:45.807
5 -	57.802	31.439	1:29.241	79.83	2.516	11:50:15.048
6 -	1:00.289	32.457	1:32.746	76.81	6.021	11:51:47.794
7 -	59.646	32.051	1:31.697	77.69	4.972	11:53:19.491
8 -	56.760	30.349	1:27.109 (2)	81.78	0.384	11:54:46.600
9 -	***56.633***	***30.092***	***1:26.725 (1)***	***82.15***		***11:56:13.325***

P26 89 RMT Zi JONES Suzuki -

IDEAL LAP TIME : 1:26.958 BEST LAP TIME : 1:27.364 DIFFERENCE : 0.406

LAP	SECTOR 1	SECTOR 2	LAP TIME	MPH	DIFF	TIME OF DAY
1 -	1:04.395	31.919	1:36.314	73.97	8.950	11:44:11.204
2 -	59.612	31.230	1:30.842	78.42	3.478	11:45:42.046
3 -	59.487	30.901	1:30.388	78.82	3.024	11:47:12.434
4 -	57.571	31.436	1:29.007	80.04	1.643	11:48:41.441
5 -	57.038	30.965	1:28.003	80.95	0.639	11:50:09.444
6 -	***56.626***	31.042	1:27.668 (3)	81.26	0.304	11:51:37.112
7 -	56.743	30.735	1:27.478 (2)	81.44	0.114	11:53:04.590
8 -	57.032	***30.332***	***1:27.364 (1)***	***81.55***		***11:54:31.954***
9 -	56.946	31.044	1:27.990	80.97	0.626	11:55:59.944

P27 9 RMT Andrew WATSON Suzuki - TEA Time Racing

IDEAL LAP TIME : 1:27.315 BEST LAP TIME : 1:27.690 DIFFERENCE : 0.375

LAP	SECTOR 1	SECTOR 2	LAP TIME	MPH	DIFF	TIME OF DAY
1 -		33.026	1:58.722	60.01	31.032	11:46:08.176
2 -	1:01.936	32.048	1:33.984	75.80	6.294	11:47:42.160
3 -	59.127	30.673	1:29.800	79.33	2.110	11:49:11.960
4 -	57.974	***29.716***	***1:27.690 (1)***	***81.24***		***11:50:39.650***
5 -	58.158	30.462	1:28.620 (3)	80.39	0.930	11:52:08.270
6 -	***57.599***	30.127	1:27.726 (2)	81.21	0.036	11:53:35.996
7 -	58.473	30.430	1:28.903	80.13	1.213	11:55:04.899

P28 182 RMT Kyle PHILLIPS Suzuki - Chief Safety Consultancy

IDEAL LAP TIME : 1:28.588 BEST LAP TIME : 1:28.588 DIFFERENCE : 0.000

LAP	SECTOR 1	SECTOR 2	LAP TIME	MPH	DIFF	TIME OF DAY
1 -	1:00.996	31.972	1:32.968	76.63	4.380	11:43:57.395
2 -	1:00.143	31.456	1:31.599	77.78	3.011	11:45:28.994
3 -	59.699	31.432	1:31.131	78.18	2.543	11:47:00.125
4 -	58.369	31.612	1:29.981 (2)	79.17	1.393	11:48:30.106
5 -	59.162	31.046	1:30.208	78.98	1.620	11:50:00.314
6 -	***57.678***	***30.910***	***1:28.588 (1)***	***80.42***		***11:51:28.902***
7 -	58.934	31.252	1:30.186 (3)	78.99	1.598	11:52:59.088
8 -	58.914	32.883	1:31.797	77.61	3.209	11:54:30.885
9 -	59.672	33.978	1:33.650	76.07	5.062	11:56:04.535

P29 58 R Steven ELLIS Yamaha -

IDEAL LAP TIME : 1:29.460 BEST LAP TIME : 1:30.123 DIFFERENCE : 0.663

LAP	SECTOR 1	SECTOR 2	LAP TIME	MPH	DIFF	TIME OF DAY
1 -	1:07.169	32.853	1:40.022	71.23	9.899	11:44:16.290
2 -	1:03.998	32.206	1:36.204	74.05	6.081	11:45:52.494
3 -	1:02.400	31.738	1:34.138	75.68	4.015	11:47:26.632
4 -	1:00.262	32.534	1:32.796	76.77	2.673	11:48:59.428
5 -	59.659	***31.152***	1:30.811 (3)	78.45	0.688	11:50:30.239
6 -	***58.308***	31.815	***1:30.123 (1)***	***79.05***		***11:52:00.362***

Weather / Track : Cloudy / Dry

Donington Park National
Circuit Length = 1.9790 miles
Start: 11:41 Flag 11:54 End: 11:57

BMCRC - MRO Championships 2018 - Rnd 5 @ Donington Park

BMCRC Thunderbike Sport & BMCRC Rookie Minitwins

QUALIFYING - SECTOR ANALYSIS

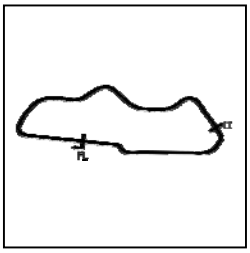

SECTOR 1 = FL to I1, SECTOR 2 = I1 to FL, DIFF = Difference To Personal Best Lap, P = Crossed Finish Line in Pit Lane, D = Time Disallowed

7 -	59.142	31.278	1:30.420 **(2)**	78.79	0.297	11:53:30.782
8 -	59.635	32.094	1:31.729	77.67	1.606	11:55:02.511

P30 44 RMT Tony PARKER Suzuki - Emerald Elevators

IDEAL LAP TIME : 1:29.730 BEST LAP TIME : 1:30.169 DIFFERENCE : 0.439

LAP	SECTOR 1	SECTOR 2	LAP TIME	MPH	DIFF	TIME OF DAY
1 -	1:08.267	34.385	1:42.652	69.40	12.483	11:44:20.505
2 -	1:03.342	32.476	1:35.818	74.35	5.649	11:45:56.323
3 -	1:03.829	33.072	1:36.901	73.52	6.732	11:47:33.224
4 -	1:00.843	31.381	1:32.224	77.25	2.055	11:49:05.448
5 -	1:01.577	32.753	1:34.330	75.52	4.161	11:50:39.778
6 -	59.501	***30.720***	1:30.221 **(2)**	78.96	0.052	11:52:09.999
7 -	59.230	31.778	1:31.008 **(3)**	78.28	0.839	11:53:41.007
8 -	***59.010***	31.159	***1:30.169*** **(1)**	***79.01***		***11:55:11.176***

P31 40 RMT Simon WILKINSON Suzuki - S P Wilkinson Engineering Ltd

IDEAL LAP TIME : 1:29.613 BEST LAP TIME : 1:30.252 DIFFERENCE : 0.639

LAP	SECTOR 1	SECTOR 2	LAP TIME	MPH	DIFF	TIME OF DAY
1 -	1:05.160	32.845	1:38.005	72.69	7.753	11:44:11.545
2 -	1:01.261	31.884	1:33.145	76.48	2.893	11:45:44.690
3 -	59.425	31.786	1:31.211	78.11	0.959	11:47:15.901
4 -	1:00.351	31.428	1:31.779	77.62	1.527	11:48:47.680
5 -	59.387	31.113	1:30.500 **(2)**	78.72	0.248	11:50:18.180
6 -	1:00.083	31.301	1:31.384	77.96	1.132	11:51:49.564
7 -	59.046	31.646	1:30.692 **(3)**	78.55	0.440	11:53:20.256
8 -	***58.532***	31.720	***1:30.252*** **(1)**	***78.94***		***11:54:50.508***
9 -	59.754	***31.081***	1:30.835	78.43	0.583	11:56:21.343

P32 167 Mike DEVALL Honda -

IDEAL LAP TIME : 1:30.219 BEST LAP TIME : 1:30.364 DIFFERENCE : 0.145

LAP	SECTOR 1	SECTOR 2	LAP TIME	MPH	DIFF	TIME OF DAY
1 -	1:06.069	33.549	1:39.618	71.51	9.254	11:44:04.372
2 -	59.565	32.670	1:32.235	77.24	1.871	11:45:36.607
3 -	1:01.288	31.915	1:33.203	76.44	2.839	11:47:09.810
4 -	59.352	32.577	1:31.929	77.50	1.565	11:48:41.739
5 -	59.860	33.509	1:33.369	76.30	3.005	11:50:15.108
6 -	59.889	32.590	1:32.479	77.04	2.115	11:51:47.587
7 -	58.760	32.128	1:30.888 **(3)**	78.38	0.524	11:53:18.475
8 -	58.589	***31.775***	***1:30.364*** **(1)**	***78.84***		***11:54:48.839***
9 -	***58.444***	32.034	1:30.478 **(2)**	78.74	0.114	11:56:19.317

P33 37 R Ricky WOODS Suzuki - Des Woods

IDEAL LAP TIME : 1:29.025 BEST LAP TIME : 1:30.539 DIFFERENCE : 1.514

LAP	SECTOR 1	SECTOR 2	LAP TIME	MPH	DIFF	TIME OF DAY
1 -	1:04.215	33.223	1:37.438	73.11	6.899	11:44:08.427
2 -	1:00.517	31.632	1:32.149	77.31	1.610	11:45:40.576
3 -	1:00.185	31.309	1:31.494	77.87	0.955	11:47:12.070
4 -	1:00.336	***30.718***	1:31.054 **(2)**	78.24	0.515	11:48:43.124
5 -	59.917	31.551	1:31.468 **(3)**	77.89	0.929	11:50:14.592
6 -	***58.307***	1:08.172	2:06.479	56.33	35.940	11:52:21.071
7 -	59.077	31.462	***1:30.539*** **(1)**	***78.69***		***11:53:51.610***
8 -	59.843	32.020	1:31.863	77.55	1.324	11:55:23.473

P34 0 RMT Luke STANLEY Suzuki - MOREMOTO

IDEAL LAP TIME : 1:30.565 BEST LAP TIME : 1:30.759 DIFFERENCE : 0.194

LAP	SECTOR 1	SECTOR 2	LAP TIME	MPH	DIFF	TIME OF DAY
1 -	1:08.552	33.113	1:41.665	70.07	10.906	11:44:15.308
2 -	1:01.455	32.071	1:33.526	76.17	2.767	11:45:48.834
3 -	1:01.078	31.628	1:32.706	76.85	1.947	11:47:21.540

Weather / Track : Cloudy / Dry

Donington Park National
Circuit Length = 1.9790 miles
Start: 11:41 Flag 11:54 End: 11:57

BMCRC - MRO Championships 2018 - Rnd 5 @ Donington Park

BMCRC Thunderbike Sport & BMCRC Rookie Minitwins

QUALIFYING - SECTOR ANALYSIS

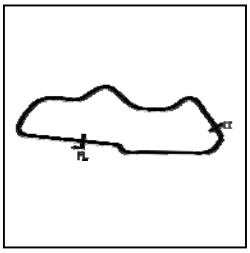

SECTOR 1 = FL to I1, SECTOR 2 = I1 to FL, DIFF = Difference To Personal Best Lap, P = Crossed Finish Line in Pit Lane, D = Time Disallowed

4 -	1:00.804	31.400	1:32.204	77.27	1.445	11:48:53.744
5 -	59.837	***31.288***	1:31.125 **(2)**	78.18	0.366	11:50:24.869
6 -	1:00.555	31.511	1:32.066	77.38	1.307	11:51:56.935
7 -	1:00.386	31.536	1:31.922 **(3)**	77.50	1.163	11:53:28.857
8 -	***59.277***	31.482	***1:30.759*** **(1)**	***78.50***		***11:54:59.616***

P35 6 RMT Andrew FIRTH Suzuki -

IDEAL LAP TIME : 1:31.514 BEST LAP TIME : 1:31.514 DIFFERENCE : 0.000

LAP	SECTOR 1	SECTOR 2	LAP TIME	MPH	DIFF	TIME OF DAY
1 -	1:04.098	32.607	1:36.705	73.67	5.191	11:45:20.525
2 -	1:02.390	33.008	1:35.398	74.68	3.884	11:46:55.923
3 -	1:01.808	31.615	1:33.423	76.26	1.909	11:48:29.346
4 -	1:03.378	32.339	1:35.717	74.43	4.203	11:50:05.063
5 -	1:00.718	32.376	1:33.094 **(3)**	76.53	1.580	11:51:38.157
6 -	1:01.225	32.181	1:33.406	76.27	1.892	11:53:11.563
7 -	***1:00.106***	***31.408***	***1:31.514*** **(1)**	***77.85***		***11:54:43.077***
8 -	1:01.273	31.762	1:33.035 **(2)**	76.58	1.521	11:56:16.112

P36 147 R Matthew MAY Honda - Tilehurst Glass Racing

IDEAL LAP TIME : 1:31.487 BEST LAP TIME : 1:32.319 DIFFERENCE : 0.832

LAP	SECTOR 1	SECTOR 2	LAP TIME	MPH	DIFF	TIME OF DAY
1 -	1:08.129	33.504	1:41.633	70.10	9.314	11:44:16.047
2 -	1:03.763	32.857	1:36.620	73.73	4.301	11:45:52.667
3 -	1:03.055	32.589	1:35.644	74.49	3.325	11:47:28.311
4 -	1:01.470	***30.849***	***1:32.319*** **(1)**	***77.17***		***11:49:00.630***
5 -	1:01.380	32.007	1:33.387 **(2)**	76.29	1.068	11:50:34.017
6 -	***1:00.638***	33.500	1:34.138 **(3)**	75.68	1.819	11:52:08.155
7 -	1:00.853	IN PIT	1:36.611 **P**	73.74	4.292	11:53:44.766

P37 289 RMT Philip HORNE Suzuki -

IDEAL LAP TIME : 1:32.744 BEST LAP TIME : 1:32.744 DIFFERENCE : 0.000

LAP	SECTOR 1	SECTOR 2	LAP TIME	MPH	DIFF	TIME OF DAY
1 -	1:07.530	35.170	1:42.700	69.37	9.956	11:44:19.459
2 -	1:02.511	33.870	1:36.381	73.92	3.637	11:45:55.840
3 -	1:04.193	33.993	1:38.186	72.56	5.442	11:47:34.026
4 -	1:03.522	34.398	1:37.920	72.75	5.176	11:49:11.946
5 -	1:01.662	32.259	1:33.921 **(2)**	75.85	1.177	11:50:45.867
6 -	1:02.114	33.536	1:35.650	74.48	2.906	11:52:21.517
7 -	1:01.736	32.448	1:34.184 **(3)**	75.64	1.440	11:53:55.701
8 -	***1:00.759***	***31.985***	***1:32.744*** **(1)**	***76.82***		***11:55:28.445***

P38 33 R Mark LAWRENCE Honda - Sarky racing

IDEAL LAP TIME : 1:32.927 BEST LAP TIME : 1:34.234 DIFFERENCE : 1.307

LAP	SECTOR 1	SECTOR 2	LAP TIME	MPH	DIFF	TIME OF DAY
1 -	1:08.262	34.081	1:42.343	69.61	8.109	11:44:15.599
2 -	1:04.005	45.305	1:49.310	65.17	15.076	11:46:04.909
3 -	1:04.423	33.170	1:37.593	73.00	3.359	11:47:42.502
4 -	1:03.736	33.742	1:37.478	73.08	3.244	11:49:19.980
5 -	1:02.891	***32.242***	1:35.133 **(2)**	74.89	0.899	11:50:55.113
6 -	1:01.886	33.554	1:35.440 **(3)**	74.65	1.206	11:52:30.553
7 -	1:01.695	32.539	***1:34.234*** **(1)**	***75.60***		***11:54:04.787***
8 -	***1:00.685***	36.361	1:37.046	73.41	2.812	11:55:41.833

P39 126 R Damien LECHAUVE KTM -

IDEAL LAP TIME : 1:39.131 BEST LAP TIME : 1:39.131 DIFFERENCE : 0.000

LAP	SECTOR 1	SECTOR 2	LAP TIME	MPH	DIFF	TIME OF DAY
1 -	1:08.295	36.177	1:44.472 **(3)**	68.19	5.341	11:44:11.450
2 -	***1:04.289***	***34.842***	***1:39.131*** **(1)**	***71.87***		***11:45:50.581***
3 -	1:04.860	35.011	1:39.871 **(2)**	71.33	0.740	11:47:30.452

Weather / Track : Cloudy / Dry

Donington Park National
Circuit Length = 1.9790 miles
Start: 11:41 Flag 11:54 End: 11:57

BMCRC - MRO Championships 2018 - Rnd 5 @ Donington Park

BMCRC Thunderbike Sport & BMCRC Rookie Minitwins

QUALIFYING - SECTOR ANALYSIS

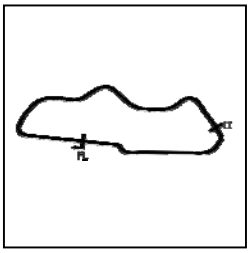

SECTOR 1 = FL to I1, SECTOR 2 = I1 to FL, DIFF = Difference To Personal Best Lap, P = Crossed Finish Line in Pit Lane, D = Time Disallowed

4 -	1:04.497	IN PIT	1:48.102	**P**	65.90	8.971	11:49:18.554

Weather / Track : Cloudy / Dry

Donington Park National
Circuit Length = 1.9790 miles
Start: 11:41 Flag 11:54 End: 11:57

BMCRC - MRO Championships 2018 - Rnd 5 @ Donington Park

BMCRC Thunderbike Sport & BMCRC Rookie Minitwins

QUALIFYING - BEST SECTORS

SECTOR 1				SECTOR 2				IDEAL / BEST COMPARISON						
POS	NO	NAME	TIME	NO	NAME	TIME		POS	NO	NAME	IDEAL	BEST	DIFF
										PERFECT LAP	1:18.309		
1	777	WILLIAMS	50.968	30	HARLAND	27.341		1	777	WILLIAMS	1:18.618	1:18.639	0.021
2	198	TOPPING	51.691	777	WILLIAMS	27.650		2	198	TOPPING	1:19.373	1:20.384	1.011
3	47	WATSON	51.733	198	TOPPING	27.682		3	30	HARLAND	1:19.397	1:19.556	0.159
4	86	WITHERINGTON	51.755	86	WITHERINGTON	27.742		4	86	WITHERINGTON	1:19.497	1:19.641	0.144
5	444	WILLIAMS	51.881	47	WATSON	27.944		5	47	WATSON	1:19.677	1:19.677	0.000
6	30	HARLAND	52.056	444	WILLIAMS	27.985		6	444	WILLIAMS	1:19.866	1:20.545	0.679
7	155	HARRIS	52.143	81	MAY	28.405		7	155	HARRIS	1:20.610	1:20.740	0.130
8	81	MAY	52.657	166	CASWELL	28.440		8	81	MAY	1:21.062	1:21.370	0.308
9	90	WATSON	52.946	155	HARRIS	28.467		9	90	WATSON	1:21.787	1:21.934	0.147
10	166	CASWELL	53.568	84	BRANCO	28.506		10	166	CASWELL	1:22.008	1:22.774	0.766
11	211	WARING	53.842	137	CRAWT	28.549		11	137	CRAWT	1:22.469	1:22.977	0.508
12	137	CRAWT	53.920	93	GILLMAN	28.635		12	93	GILLMAN	1:22.582	1:22.758	0.176
13	93	GILLMAN	53.947	666	BEASLEY	28.755		13	84	BRANCO	1:22.831	1:24.201	1.370
14	84	BRANCO	54.325	90	WATSON	28.841		14	211	WARING	1:22.930	1:22.930	0.000
15	32	WILLIAMS	54.541	85	KITE	28.953		15	85	KITE	1:23.925	1:24.189	0.264
16	85	KITE	54.972	211	WARING	29.088		16	32	WILLIAMS	1:24.098	1:24.171	0.073
17	73	LEWIN	55.507	48	WALLIS	29.203		17	73	LEWIN	1:25.005	1:25.005	0.000
18	10	MITCHELL	55.566	181	FRANKLIN	29.434		18	10	MITCHELL	1:25.055	1:25.141	0.086
19	181	FRANKLIN	55.727	10	MITCHELL	29.489		19	181	FRANKLIN	1:25.161	1:25.700	0.539
20	48	WALLIS	56.011	73	LEWIN	29.498		20	48	WALLIS	1:25.214	1:25.360	0.146
21	66	SMITH	56.338	66	SMITH	29.525		21	666	BEASLEY	1:25.543	1:25.929	0.386
22	62	MITCHELL	56.420	32	WILLIAMS	29.557		22	66	SMITH	1:25.863	1:26.203	0.340
23	43	DAVIE	56.436	62	MITCHELL	29.714		23	62	MITCHELL	1:26.134	1:26.252	0.118
24	89	JONES	56.626	9	WATSON	29.716		24	43	DAVIE	1:26.538	1:26.538	0.000
25	131	EVANS	56.633	131	EVANS	30.092		25	131	EVANS	1:26.725	1:26.725	0.000
26	666	BEASLEY	56.788	43	DAVIE	30.102		26	89	JONES	1:26.958	1:27.364	0.406
27	9	WATSON	57.599	89	JONES	30.332		27	9	WATSON	1:27.315	1:27.690	0.375
28	182	PHILLIPS	57.678	37	WOODS	30.718		28	182	PHILLIPS	1:28.588	1:28.588	0.000
29	37	WOODS	58.307	44	PARKER	30.720		29	37	WOODS	1:29.025	1:30.539	1.514
30	58	ELLIS	58.308	147	MAY	30.849		30	58	ELLIS	1:29.460	1:30.123	0.663
31	167	DEVALL	58.444	182	PHILLIPS	30.910		31	40	WILKINSON	1:29.613	1:30.252	0.639
32	40	WILKINSON	58.532	40	WILKINSON	31.081		32	44	PARKER	1:29.730	1:30.169	0.439
33	44	PARKER	59.010	58	ELLIS	31.152		33	167	DEVALL	1:30.219	1:30.364	0.145
34	0	STANLEY	59.277	0	STANLEY	31.288		34	0	STANLEY	1:30.565	1:30.759	0.194
35	6	FIRTH	1:00.106	6	FIRTH	31.408		35	147	MAY	1:31.487	1:32.319	0.832
36	147	MAY	1:00.638	167	DEVALL	31.775		36	6	FIRTH	1:31.514	1:31.514	0.000
37	33	LAWRENCE	1:00.685	289	HORNE	31.985		37	289	HORNE	1:32.744	1:32.744	0.000
38	289	HORNE	1:00.759	33	LAWRENCE	32.242		38	33	LAWRENCE	1:32.927	1:34.234	1.307
39	126	LECHAUVE	1:04.289	126	LECHAUVE	34.842		39	126	LECHAUVE	1:39.131	1:39.131	0.000

Weather / Track : Cloudy / Dry

Donington Park National
Circuit Length = 1.9790 miles
Start: 11:41 Flag 11:54 End: 11:57

Results can be found at www.tsl-timing.com

Printed - 11:57 Saturday, 16 June 2018

BMCRC - MRO Championships 2018 - Rnd 5 @ Donington Park

BMCRC Thunderbike Sport & BMCRC Rookie Minitwins

RACE 2 - GRID (7 Laps)

ROW 14					40	20	Jose TOUCEDA	
ROW 13	39	126	Damien LECHAUVE	1:39.131	38	33	Mark LAWRENCE	1:34.234
	37	289	Philip HORNE	1:32.744				
ROW 12	36	147	Matthew MAY	1:32.319	35	6	Andrew FIRTH	1:31.514
	34	0	Luke STANLEY	1:30.759				
ROW 11	33	37	Ricky WOODS	1:30.539	32	167	Mike DEVALL	1:30.364
	31	40	Simon WILKINSON	1:30.252				
ROW 10	30	44	Tony PARKER	1:30.169	29	58	Steven ELLIS	1:30.123
	28	182	Kyle PHILLIPS	1:28.588				
ROW 9	27	9	Andrew WATSON	1:27.690	26	89	Zi JONES	1:27.364
	25	131	Christopher EVANS	1:26.725				
ROW 8	24	43	Robert DAVIE	1:26.538	23	62	Ben MITCHELL	1:26.252
	22	66	Mark SMITH	1:26.203				
ROW 7	21	666	Shane BEASLEY	1:25.929	20	181	Robert FRANKLIN	1:25.700
	19	48	Shaun WALLIS	1:25.360				
ROW 6	18	10	Ashley MITCHELL	1:25.141	17	73	Vincent LEWIN	1:25.005
	16	84	Ricardo BRANCO	1:24.201				
ROW 5	15	85	Andrew KITE	1:24.189	14	32	Thomas WILLIAMS	1:24.171
	13	137	Charlie CRAWT	1:22.977				
ROW 4	12	211	Jordan WARING	1:22.930	11	166	James CASWELL	1:22.774
	10	93	William GILLMAN	1:22.758				
ROW 3	9	90	Edward WATSON	1:21.934	8	81	Malvern MAY	1:21.370
	7	155	Richard HARRIS	1:20.740				
ROW 2	6	444	Mark WILLIAMS	1:20.545	5	198	Steven TOPPING	1:20.384
	4	47	Thomas WATSON	1:19.677				
ROW 1	3	86	Paul WITHERINGTON	1:19.641	2	30	Alan HARLAND	1:19.556
	1	777	Mason WILLIAMS	1:18.639				

Pole

Donington Park National
Circuit Length = 1.9790 miles

These results are provisional until the conclusion of any judicial and technical matters.

Clerk Of Course :		Timekeeper :

Results can be found at www.tsl-timing.com

Printed - 11:59 Saturday, 16 June 2018

BMCRC - MRO Championships 2018 - Rnd 5 @ Donington Park

BMCRC Thunderbike Sport & BMCRC Rookie Minitwins

RACE 2 - CLASSIFICATION

POS	NO	CL	PIC	NAME	ENTRY	LAPS	TIME	GAP	DIFF	MPH	BEST	ON
1	30		1	Alan HARLAND	Yamaha -	7	9:14.720			89.65	1:17.917	5
2	47		2	Thomas WATSON	Yamaha - Motorsportdays.com TEA Time Racing	7	9:18.194	3.474	3.474	89.10	1:18.386	4
3	166		3	James CASWELL	-	7	9:18.245	3.525	0.051	89.09	1:18.366	5
4	777		4	Mason WILLIAMS	Suzuki - MoreMoto	7	9:18.727	4.007	0.482	89.01	1:18.131	4
5	198		5	Steven TOPPING	Yamaha -	7	9:18.732	4.012	0.005	89.01	1:18.734	6
6	444		6	Mark WILLIAMS	Suzuki - Universal Motorcycle Training	7	9:20.125	5.405	1.393	88.79	1:18.841	2
7	86		7	Paul WITHERINGTON	Suzuki - P&R plumbing	7	9:22.938	8.218	2.813	88.35	1:18.863	4
8	155		8	Richard HARRIS	Suzuki - HP Racing	7	9:27.977	13.257	5.039	87.56	1:19.514	6
9	81		9	Malvern MAY	Ducati -	7	9:29.691	14.971	1.714	87.30	1:18.496	5
10	137	RMT	1	Charlie CRAWT	Suzuki - Pass Bike Motorcycle Training Ltd	7	9:32.851	18.131	3.160	86.82	1:20.301	7
11	90		10	Edward WATSON	Suzuki - Motorsportdays.com TEA Time Racing	7	9:32.939	18.219	0.088	86.80	1:20.773	4
12	211	RMT	2	Jordan WARING	Suzuki - Beyond Timber Ltd	7	9:32.958	18.238	0.019	86.80	1:19.752	7
13	93		11	William GILLMAN	Honda -	7	9:33.407	18.687	0.449	86.73	1:20.418	7
14	48		12	Shaun WALLIS	Yamaha - Watling Tyres	7	9:35.389	20.669	1.982	86.43	1:20.244	7
15	84		13	Ricardo BRANCO	Suzuki - IMP Racing	7	9:37.433	22.713	2.044	86.13	1:21.285	5
16	181	RMT	3	Robert FRANKLIN	Suzuki - RCF GARDENS	7	9:55.145	40.425	17.712	83.56	1:22.384	7
17	32		14	Thomas WILLIAMS	Honda -	7	9:56.303	41.583	1.158	83.40	1:22.684	7
18	66		15	Mark SMITH	Yamaha - MHP EXHAUST`S	7	9:56.790	42.070	0.487	83.33	1:22.703	2
19	666	R	1	Shane BEASLEY	Kawasaki -	7	10:11.069	56.349	14.279	81.39	1:26.229	3
20	85		16	Andrew KITE	Ducati - Red Rebel Racing	7	10:11.701	56.981	0.632	81.30	1:24.747	6
21	131	RMT	4	Christopher EVANS	Suzuki - C.E PILATES	7	10:12.691	57.971	0.990	81.17	1:24.601	7
22	73		17	Vincent LEWIN	Suzuki - vinitwinracing.co.uk	7	10:13.052	58.332	0.361	81.12	1:23.871	7
23	62	RMT	5	Ben MITCHELL	Suzuki -	7	10:13.077	58.357	0.025	81.12	1:24.260	7
24	43		18	Robert DAVIE	Suzuki -	7	10:13.973	59.253	0.896	81.00	1:25.034	7
25	10	RMT	6	Ashley MITCHELL	Suzuki -	7	10:15.332	1:00.612	1.359	80.82	1:26.289	6
26	37	R	2	Ricky WOODS	Suzuki - Des Woods	7	10:24.605	1:09.885	9.273	79.62	1:26.188	4
27	147	R	3	Matthew MAY	Honda - Tilehurst Glass Racing	7	10:27.517	1:12.797	2.912	79.25	1:25.912	7
28	182	RMT	7	Kyle PHILLIPS	Suzuki - Chief Safety Consultancy	7	10:30.008	1:15.288	2.491	78.94	1:27.469	7
29	9	RMT	8	Andrew WATSON	Suzuki - TEA Time Racing	7	10:30.369	1:15.649	0.361	78.89	1:25.898	5
30	167		19	Mike DEVALL	Honda -	7	10:33.811	1:19.091	3.442	78.47	1:28.683	7
31	0	RMT	9	Luke STANLEY	Suzuki - MOREMOTO	6	9:16.429	1 Lap	1 Lap	76.58	1:30.666	2
32	40	RMT	10	Simon WILKINSON	Suzuki - S P Wilkinson Engineering Ltd	6	9:16.715	1 Lap	0.286	76.54	1:30.403	2
33	44	RMT	11	Tony PARKER	Suzuki - Emerald Elevators	6	9:21.856	1 Lap	5.141	75.84	1:30.374	6
34	58	R	4	Steven ELLIS	Yamaha -	6	9:26.200	1 Lap	4.344	75.25	1:30.488	4
35	289	RMT	12	Philip HORNE	Suzuki -	6	9:29.585	1 Lap	3.385	74.81	1:31.718	6
36	6	RMT	13	Andrew FIRTH	Suzuki -	6	9:32.732	1 Lap	3.147	74.40	1:33.034	2
37	33	R	5	Mark LAWRENCE	Honda - Sarky racing	6	9:32.963	1 Lap	0.231	74.37	1:32.619	4
38	126	R	6	Damien LECHAUVE	KTM -	6	10:02.811	1 Lap	29.848	70.68	1:36.799	6
					NOT CLASSIFIED							
DNF	89	RMT		Zi JONES	Suzuki -	6	9:01.242	1 Lap		78.72	1:25.514	3

FASTEST LAP

30		Alan HARLAND	Yamaha -	5	1:17.917	91.43 mph	147.15 kph
211	RMT	Jordan WARING	Suzuki - Beyond Timber Ltd	7	1:19.752	89.33 mph	143.77 kph
147	R	Matthew MAY	Honda - Tilehurst Glass Racing	7	1:25.912	82.92 mph	133.46 kph

Class - 92.5% of Race Speed = 82.92 mph
Class RMT - 92.5% of Race Speed = 80.30 mph
Class R - 92.5% of Race Speed = 75.28 mph

Donington Park National
Circuit Length = 1.9790 miles
Start: 15:11 Flag 15:20 End: 15:22

Weather / Track : Bright / Dry
These results are provisional until the conclusion of any judicial and technical matters.

Clerk Of Course :		Timekeeper :

Results can be found at www.tsl-timing.com

Printed - 15:22 Saturday, 16 June 2018

BMCRC - MRO Championships 2018 - Rnd 5 @ Donington Park

BMCRC Thunderbike Sport & BMCRC Rookie Minitwins

RACE 2 - LAP CHART

LAP 1 @ 15:12:49.733

NO	BEHIND	LAP TIME
198		1:22.427
30	0.212	1:22.639
777	0.230	1:22.657
47	1.185	1:23.612
86	1.575	1:24.002
444	2.238	1:24.665
166	2.331	1:24.758
155	3.125	1:25.552
81	3.349	1:25.776
90	3.990	1:26.417
137	4.577	1:27.004
93	4.673	1:27.100
84	4.768	1:27.195
211	5.191	1:27.618
48	5.497	1:27.924
66	5.972	1:28.399
666	8.899	1:31.326
32	9.655	1:32.082
181	9.880	1:32.307
10	10.878	1:33.305
62	12.881	1:35.308
85	13.199	1:35.626
131	13.462	1:35.889
89	13.562	1:35.989
43	13.728	1:36.155
73	14.623	1:37.050
9	14.720	1:37.147
37	15.336	1:37.763
182	15.433	1:37.860
167	16.016	1:38.443
147	16.670	1:39.097
0	17.792	1:40.219
40	17.932	1:40.359
44	19.588	1:42.015
6	20.763	1:43.190
289	21.430	1:43.857
58	21.443	1:43.870
33	21.562	1:43.989
126	26.979	1:49.406

LAP 2 @ 15:14:09.059

NO	BEHIND	LAP TIME
198		1:19.326
30	0.044	1:19.158
777	0.607	1:19.703
47	1.133	1:19.274
444	1.753	1:18.841
86	1.851	1:19.602
166	2.270	1:19.265
81	2.787	1:18.764
155	4.335	1:20.536
90	5.612	1:20.948
93	6.244	1:20.897
84	6.867	1:21.425
137	7.280	1:22.029
211	7.432	1:21.567
48	7.772	1:21.601
66	9.349	1:22.703
32	15.130	1:24.801
181	15.943	1:25.389
666	16.367	1:26.794
10	18.823	1:27.271
62	19.903	1:26.348
85	20.792	1:26.919
131	21.049	1:26.913
43	21.814	1:27.412
89	21.832	1:27.596
37	22.951	1:26.941
73	24.478	1:29.181
182	24.720	1:28.613
167	25.949	1:29.259
147	27.752	1:30.408
40	29.009	1:30.403
0	29.132	1:30.666
44	32.663	1:32.401
9	34.128	1:38.734
6	34.471	1:33.034
58	34.588	1:32.471
289	36.582	1:34.478
33	37.253	1:35.017
126	48.048	1:40.395

LAP 3 @ 15:15:27.812

NO	BEHIND	LAP TIME
198		1:18.753
30	0.125	1:18.834
47	1.649	1:19.269
444	1.957	1:18.957
86	2.259	1:19.161
777	2.454	1:20.600
166	3.077	1:19.560
155	6.218	1:20.636
90	8.113	1:21.254
93	8.923	1:21.432
84	9.892	1:21.778
137	10.428	1:21.901
211	10.444	1:21.765
48	10.843	1:21.824
81	11.238	1:27.204
66	15.651	1:25.055
32	21.494	1:25.117
181	21.670	1:24.480
666	23.843	1:26.229
10	27.273	1:27.203
62	27.630	1:26.480
85	28.111	1:26.072
89	28.593	1:25.514
131	28.685	1:26.389
43	29.415	1:26.354
37	30.851	1:26.653
73	31.392	1:25.667
182	35.389	1:29.422
167	36.041	1:28.845
147	37.947	1:28.948
40	41.222	1:30.966
0	41.377	1:30.998
9	42.464	1:27.089
44	46.366	1:32.456
58	48.950	1:33.115
6	49.058	1:33.340
289	51.420	1:33.591
33	52.595	1:34.095
126	1:09.413	1:40.118

LAP 4 @ 15:16:46.879

NO	BEHIND	LAP TIME
30		1:18.942
198	0.691	1:19.758
47	0.968	1:18.386
777	1.518	1:18.131
444	1.861	1:18.971
86	2.055	1:18.863
166	2.843	1:18.833
155	7.318	1:20.167
90	9.819	1:20.773
93	10.944	1:21.088
137	11.824	1:20.463
211	12.635	1:21.258
81	12.670	1:20.499
84	12.709	1:21.884
48	13.277	1:21.501
66	20.713	1:24.129
181	26.564	1:23.961
32	27.109	1:24.682
666	31.181	1:26.405
10	34.951	1:26.745
62	35.284	1:26.721
85	35.508	1:26.464
89	36.009	1:26.483
131	36.123	1:26.505
43	36.549	1:26.201
37	37.972	1:26.188
73	38.037	1:25.712
182	44.928	1:28.606
167	46.452	1:29.478
147	46.645	1:27.765
9	51.811	1:28.414
40	54.139	1:31.984
0	54.249	1:31.939
44	59.938	1:32.639
58	1:00.371	1:30.488
6	1:04.184	1:34.193
289	1:04.957	1:32.604
33	1:06.147	1:32.619

LAP 5 @ 15:18:04.796

NO	BEHIND	LAP TIME
30		1:17.917
47	1.694	1:18.643
198	2.575	1:19.801
777	2.699	1:19.098
444	3.142	1:19.198
86	3.216	1:19.078
166	3.292	1:18.366
155	10.089	1:20.688
126	1 Lap	1:38.858
90	12.734	1:20.832
81	13.249	1:18.496
93	14.087	1:21.060
137	14.270	1:20.363
211	15.475	1:20.757
84	16.077	1:21.285
48	16.461	1:21.101
66	28.197	1:25.401
181	32.280	1:23.633
32	33.186	1:23.994
666	40.179	1:26.915
10	43.791	1:26.757
85	43.880	1:26.289
89	44.208	1:26.116
62	44.480	1:27.113
131	44.852	1:26.646
43	45.288	1:26.656
73	46.783	1:26.663
37	49.548	1:29.493
182	56.143	1:29.132
147	56.659	1:27.931
167	58.607	1:30.072
9	59.792	1:25.898
40	1:07.736	1:31.514
0	1:07.875	1:31.543
44	1:13.992	1:31.971
58	1:16.955	1:34.501

LAP 6 @ 15:19:23.019

NO	BEHIND	LAP TIME
30		1:18.223
6	1 Lap	1:33.743
289	1 Lap	1:33.337
47	2.747	1:19.276
33	1 Lap	1:32.956
198	3.086	1:18.734
166	3.448	1:18.379
777	3.605	1:19.129
444	4.044	1:19.125
86	4.226	1:19.233
155	11.380	1:19.514
81	15.040	1:20.014
90	15.646	1:21.135
137	16.837	1:20.790
93	17.276	1:21.412
211	17.493	1:20.241
48	19.432	1:21.194
84	19.615	1:21.761
126	1 Lap	1:37.235
66	34.902	1:24.928
181	37.048	1:22.991
32	37.906	1:22.943
666	48.828	1:26.872
85	50.404	1:24.747
10	51.857	1:26.289
131	52.377	1:25.748
62	53.104	1:26.847
43	53.226	1:26.161
73	53.468	1:24.908
37	1:00.817	1:29.492
89	1:05.529	1:39.544
147	1:05.892	1:27.456
182	1:06.826	1:28.906
9	1:08.084	1:26.515
167	1:09.415	1:29.031

LAP 7 @ 15:20:42.026

NO	BEHIND	LAP TIME
30		1:19.007
0	1 Lap	1:31.064
40	1 Lap	1:31.489
47	3.474	1:19.734
166	3.525	1:19.084
777	4.007	1:19.409
198	4.012	1:19.933
444	5.405	1:20.368
44	1 Lap	1:30.374
86	8.218	1:22.999
58	1 Lap	1:31.755
155	13.257	1:20.884
289	1 Lap	1:31.718
81	14.971	1:18.938
6	1 Lap	1:35.232
137	18.131	1:20.301
90	18.219	1:21.580
211	18.238	1:19.752
33	1 Lap	1:34.287
93	18.687	1:20.418
48	20.669	1:20.244
84	22.713	1:22.105
181	40.425	1:22.384
32	41.583	1:22.684
66	42.070	1:26.175
126	1 Lap	1:36.799
666	56.349	1:26.528
85	56.981	1:25.584
131	57.971	1:24.601
73	58.332	1:23.871
62	58.357	1:24.260
43	59.253	1:25.034
10	1:00.612	1:27.762
37	1:09.885	1:28.075
147	1:12.797	1:25.912
182	1:15.288	1:27.469
9	1:15.649	1:26.572
167	1:19.091	1:28.683

Weather / Track : Bright / Dry

Donington Park National
Circuit Length = 1.9790 miles
Start: 15:11 Flag 15:20 End: 15:22

BMCRC - MRO Championships 2018 - Rnd 5 @ Donington Park

BMCRC Thunderbike Sport & BMCRC Rookie Minitwins

RACE 2 - SECTOR ANALYSIS

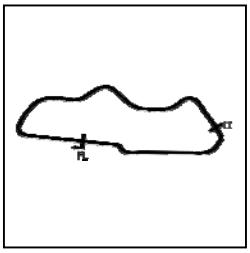

SECTOR 1 = FL to I1, SECTOR 2 = I1 to FL, DIFF = Difference To Personal Best Lap, P = Crossed Finish Line in Pit Lane, D = Time Disallowed

P1 30 Alan HARLAND Yamaha -

IDEAL LAP TIME : 1:17.690 BEST LAP TIME : 1:17.917 DIFFERENCE : 0.227

LAP	SECTOR 1	SECTOR 2	LAP TIME	MPH	DIFF	TIME OF DAY
1 -		27.651	1:22.639	86.21	4.722	15:12:49.945
2 -	51.258	27.900	1:19.158	90.00	1.241	15:14:09.103
3 -	51.533	27.301	1:18.834 (3)	90.37	0.917	15:15:27.937
4 -	51.910	27.032	1:18.942	90.25	1.025	15:16:46.879
5 -	51.030	***26.887***	***1:17.917 (1)***	***91.43***		***15:18:04.796***
6 -	***50.803***	27.420	1:18.223 (2)	91.08	0.306	15:19:23.019
7 -	51.392	27.615	1:19.007	90.17	1.090	15:20:42.026

P2 47 Thomas WATSON Yamaha - Motorsportdays.com TEA Time Racing

IDEAL LAP TIME : 1:17.816 BEST LAP TIME : 1:18.386 DIFFERENCE : 0.570

LAP	SECTOR 1	SECTOR 2	LAP TIME	MPH	DIFF	TIME OF DAY
1 -		27.695	1:23.612	85.21	5.226	15:12:50.918
2 -	51.835	27.439	1:19.274	89.87	0.888	15:14:10.192
3 -	50.780	28.489	1:19.269 (3)	89.87	0.883	15:15:29.461
4 -	50.767	27.619	***1:18.386 (1)***	***90.89***		***15:16:47.847***
5 -	51.300	27.343	1:18.643 (2)	90.59	0.257	15:18:06.490
6 -	***50.519***	28.757	1:19.276	89.87	0.890	15:19:25.766
7 -	52.437	***27.297***	1:19.734	89.35	1.348	15:20:45.500

P3 166 James CASWELL -

IDEAL LAP TIME : 1:18.257 BEST LAP TIME : 1:18.366 DIFFERENCE : 0.109

LAP	SECTOR 1	SECTOR 2	LAP TIME	MPH	DIFF	TIME OF DAY
1 -		28.034	1:24.758	84.05	6.392	15:12:52.064
2 -	51.632	27.633	1:19.265	89.88	0.899	15:14:11.329
3 -	51.914	27.646	1:19.560	89.55	1.194	15:15:30.889
4 -	51.438	***27.395***	1:18.833 (3)	90.37	0.467	15:16:49.722
5 -	50.942	27.424	***1:18.366 (1)***	***90.91***		***15:18:08.088***
6 -	***50.862***	27.517	1:18.379 (2)	90.89	0.013	15:19:26.467
7 -	50.973	28.111	1:19.084	90.08	0.718	15:20:45.551

P4 777 Mason WILLIAMS Suzuki - MoreMoto

IDEAL LAP TIME : 1:18.131 BEST LAP TIME : 1:18.131 DIFFERENCE : 0.000

LAP	SECTOR 1	SECTOR 2	LAP TIME	MPH	DIFF	TIME OF DAY
1 -		28.154	1:22.657	86.19	4.526	15:12:49.963
2 -	51.370	28.333	1:19.703	89.38	1.572	15:14:09.666
3 -	51.403	29.197	1:20.600	88.39	2.469	15:15:30.266
4 -	***50.685***	***27.446***	***1:18.131 (1)***	***91.18***		***15:16:48.397***
5 -	51.243	27.855	1:19.098 (2)	90.07	0.967	15:18:07.495
6 -	51.023	28.106	1:19.129 (3)	90.03	0.998	15:19:26.624
7 -	51.264	28.145	1:19.409	89.72	1.278	15:20:46.033

P5 198 Steven TOPPING Yamaha -

IDEAL LAP TIME : 1:18.365 BEST LAP TIME : 1:18.734 DIFFERENCE : 0.369

LAP	SECTOR 1	SECTOR 2	LAP TIME	MPH	DIFF	TIME OF DAY
1 -		27.681	1:22.427	86.43	3.693	15:12:49.733
2 -	51.251	28.075	1:19.326 (3)	89.81	0.592	15:14:09.059
3 -	51.351	27.402	1:18.753 (2)	90.46	0.019	15:15:27.812
4 -	52.340	27.418	1:19.758	89.32	1.024	15:16:47.570
5 -	52.477	***27.324***	1:19.801	89.28	1.067	15:18:07.371
6 -	***51.041***	27.693	***1:18.734 (1)***	***90.49***		***15:19:26.105***
7 -	52.474	27.459	1:19.933	89.13	1.199	15:20:46.038

P6 444 Mark WILLIAMS Suzuki - Universal Motorcycle Training

IDEAL LAP TIME : 1:18.279 BEST LAP TIME : 1:18.841 DIFFERENCE : 0.562

LAP	SECTOR 1	SECTOR 2	LAP TIME	MPH	DIFF	TIME OF DAY

Weather / Track : Bright / Dry

Donington Park National
Circuit Length = 1.9790 miles
Start: 15:11 Flag 15:20 End: 15:22

BMCRC - MRO Championships 2018 - Rnd 5 @ Donington Park

BMCRC Thunderbike Sport & BMCRC Rookie Minitwins

RACE 2 - SECTOR ANALYSIS

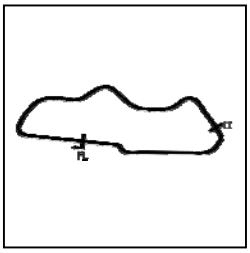

SECTOR 1 = FL to I1, SECTOR 2 = I1 to FL, DIFF = Difference To Personal Best Lap, P = Crossed Finish Line in Pit Lane, D = Time Disallowed

1 -		28.013	1:24.665		84.15	5.824	15:12:51.971
2 -	51.029	27.812	***1:18.841***	**(1)**	***90.36***		***15:14:10.812***
3 -	***50.492***	28.465	1:18.957	**(2)**	90.23	0.116	15:15:29.769
4 -	51.019	27.952	1:18.971	**(3)**	90.21	0.130	15:16:48.740
5 -	51.411	***27.787***	1:19.198		89.95	0.357	15:18:07.938
6 -	51.195	27.930	1:19.125		90.04	0.284	15:19:27.063
7 -	51.950	28.418	1:20.368		88.65	1.527	15:20:47.431

P7 86 Paul WITHERINGTON — Suzuki - P&R plumbing

IDEAL LAP TIME : 1:18.278 BEST LAP TIME : 1:18.863 DIFFERENCE : 0.585

LAP	SECTOR 1	SECTOR 2	LAP TIME		MPH	DIFF	TIME OF DAY
1 -		27.901	1:24.002		84.81	5.139	15:12:51.308
2 -	51.307	28.295	1:19.602		89.50	0.739	15:14:10.910
3 -	***50.696***	28.465	1:19.161	**(3)**	90.00	0.298	15:15:30.071
4 -	51.176	27.687	***1:18.863***	**(1)**	***90.34***		***15:16:48.934***
5 -	51.496	***27.582***	1:19.078	**(2)**	90.09	0.215	15:18:08.012
6 -	51.582	27.651	1:19.233		89.92	0.370	15:19:27.245
7 -	52.321	30.678	1:22.999		85.84	4.136	15:20:50.244

P8 155 Richard HARRIS — Suzuki - HP Racing

IDEAL LAP TIME : 1:19.514 BEST LAP TIME : 1:19.514 DIFFERENCE : 0.000

LAP	SECTOR 1	SECTOR 2	LAP TIME		MPH	DIFF	TIME OF DAY
1 -		28.504	1:25.552		83.27	6.038	15:12:52.858
2 -	51.694	28.842	1:20.536	**(3)**	88.46	1.022	15:14:13.394
3 -	52.334	28.302	1:20.636		88.35	1.122	15:15:34.030
4 -	52.049	28.118	1:20.167	**(2)**	88.87	0.653	15:16:54.197
5 -	51.765	28.923	1:20.688		88.29	1.174	15:18:14.885
6 -	***51.583***	***27.931***	***1:19.514***	**(1)**	***89.60***		***15:19:34.399***
7 -	52.612	28.272	1:20.884		88.08	1.370	15:20:55.283

P9 81 Malvern MAY — Ducati -

IDEAL LAP TIME : 1:18.276 BEST LAP TIME : 1:18.496 DIFFERENCE : 0.220

LAP	SECTOR 1	SECTOR 2	LAP TIME		MPH	DIFF	TIME OF DAY
1 -		28.579	1:25.776		83.06	7.280	15:12:53.082
2 -	***50.859***	27.905	1:18.764	**(2)**	90.45	0.268	15:14:11.846
3 -	59.449	27.755	1:27.204		81.70	8.708	15:15:39.050
4 -	52.868	27.631	1:20.499		88.50	2.003	15:16:59.549
5 -	51.079	***27.417***	***1:18.496***	**(1)**	***90.76***		***15:18:18.045***
6 -	52.363	27.651	1:20.014		89.04	1.518	15:19:38.059
7 -	51.388	27.550	1:18.938	**(3)**	90.25	0.442	15:20:56.997

P10 137 RMT Charlie CRAWT — Suzuki - Pass Bike Motorcycle Training Ltd

IDEAL LAP TIME : 1:19.537 BEST LAP TIME : 1:20.301 DIFFERENCE : 0.764

LAP	SECTOR 1	SECTOR 2	LAP TIME		MPH	DIFF	TIME OF DAY
1 -		29.271	1:27.004		81.88	6.703	15:12:54.310
2 -	53.441	28.588	1:22.029		86.85	1.728	15:14:16.339
3 -	52.858	29.043	1:21.901		86.99	1.600	15:15:38.240
4 -	52.662	***27.801***	1:20.463	**(3)**	88.54	0.162	15:16:58.703
5 -	52.450	27.913	1:20.363	**(2)**	88.65	0.062	15:18:19.066
6 -	52.623	28.167	1:20.790		88.18	0.489	15:19:39.856
7 -	***51.736***	28.565	***1:20.301***	**(1)**	***88.72***		***15:21:00.157***

P11 90 Edward WATSON — Suzuki - Motorsportdays.com TEA Time Racing

IDEAL LAP TIME : 1:20.709 BEST LAP TIME : 1:20.773 DIFFERENCE : 0.064

LAP	SECTOR 1	SECTOR 2	LAP TIME		MPH	DIFF	TIME OF DAY
1 -		29.147	1:26.417		82.44	5.644	15:12:53.723
2 -	52.382	28.566	1:20.948	**(3)**	88.01	0.175	15:14:14.671
3 -	52.617	28.637	1:21.254		87.68	0.481	15:15:35.925
4 -	***52.156***	28.617	***1:20.773***	**(1)**	***88.20***		***15:16:56.698***

Weather / Track : Bright / Dry

Donington Park National
Circuit Length = 1.9790 miles
Start: 15:11 Flag 15:20 End: 15:22

BMCRC - MRO Championships 2018 - Rnd 5 @ Donington Park

BMCRC Thunderbike Sport & BMCRC Rookie Minitwins

RACE 2 - SECTOR ANALYSIS

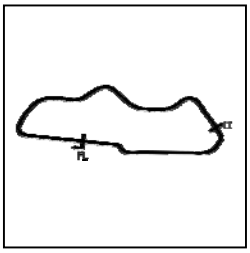

SECTOR 1 = FL to I1, SECTOR 2 = I1 to FL, DIFF = Difference To Personal Best Lap, P = Crossed Finish Line in Pit Lane, D = Time Disallowed

5 -	52.250	28.582	1:20.832 **(2)**	88.14	0.059	15:18:17.530
6 -	52.582	***28.553***	1:21.135	87.81	0.362	15:19:38.665
7 -	52.191	29.389	1:21.580	87.33	0.807	15:21:00.245

P12 211 RMT Jordan WARING Suzuki - Beyond Timber Ltd

IDEAL LAP TIME : 1:19.752 BEST LAP TIME : 1:19.752 DIFFERENCE : 0.000

LAP	SECTOR 1	SECTOR 2	LAP TIME	MPH	DIFF	TIME OF DAY
1 -		28.956	1:27.618	81.31	7.866	15:12:54.924
2 -	52.830	28.737	1:21.567	87.34	1.815	15:14:16.491
3 -	52.488	29.277	1:21.765	87.13	2.013	15:15:38.256
4 -	52.912	28.346	1:21.258	87.67	1.506	15:16:59.514
5 -	52.206	28.551	1:20.757 **(3)**	88.22	1.005	15:18:20.271
6 -	51.826	28.415	1:20.241 **(2)**	88.79	0.489	15:19:40.512
7 -	***51.679***	***28.073***	***1:19.752*** **(1)**	***89.33***		***15:21:00.264***

P13 93 William GILLMAN Honda -

IDEAL LAP TIME : 1:20.418 BEST LAP TIME : 1:20.418 DIFFERENCE : 0.000

LAP	SECTOR 1	SECTOR 2	LAP TIME	MPH	DIFF	TIME OF DAY
1 -		28.859	1:27.100	81.79	6.682	15:12:54.406
2 -	52.837	28.060	1:20.897 **(2)**	88.07	0.479	15:14:15.303
3 -	52.942	28.490	1:21.432	87.49	1.014	15:15:36.735
4 -	52.983	28.105	1:21.088	87.86	0.670	15:16:57.823
5 -	52.951	28.109	1:21.060 **(3)**	87.89	0.642	15:18:18.883
6 -	52.980	28.432	1:21.412	87.51	0.994	15:19:40.295
7 -	***52.660***	***27.758***	***1:20.418*** **(1)**	***88.59***		***15:21:00.713***

P14 48 Shaun WALLIS Yamaha - Watling Tyres

IDEAL LAP TIME : 1:20.066 BEST LAP TIME : 1:20.244 DIFFERENCE : 0.178

LAP	SECTOR 1	SECTOR 2	LAP TIME	MPH	DIFF	TIME OF DAY
1 -		28.695	1:27.924	81.03	7.680	15:12:55.230
2 -	53.601	28.000	1:21.601	87.31	1.357	15:14:16.831
3 -	53.201	28.623	1:21.824	87.07	1.580	15:15:38.655
4 -	53.616	27.885	1:21.501	87.41	1.257	15:17:00.156
5 -	52.973	28.128	1:21.101 **(2)**	87.84	0.857	15:18:21.257
6 -	53.380	***27.814***	1:21.194 **(3)**	87.74	0.950	15:19:42.451
7 -	***52.252***	27.992	***1:20.244*** **(1)**	***88.78***		***15:21:02.695***

P15 84 Ricardo BRANCO Suzuki - IMP Racing

IDEAL LAP TIME : 1:21.090 BEST LAP TIME : 1:21.285 DIFFERENCE : 0.195

LAP	SECTOR 1	SECTOR 2	LAP TIME	MPH	DIFF	TIME OF DAY
1 -		28.875	1:27.195	81.70	5.910	15:12:54.501
2 -	52.971	28.454	1:21.425 **(2)**	87.49	0.140	15:14:15.926
3 -	53.025	28.753	1:21.778	87.12	0.493	15:15:37.704
4 -	53.674	***28.210***	1:21.884	87.00	0.599	15:16:59.588
5 -	***52.880***	28.405	***1:21.285*** **(1)**	***87.65***		***15:18:20.873***
6 -	53.169	28.592	1:21.761 **(3)**	87.13	0.476	15:19:42.634
7 -	53.571	28.534	1:22.105	86.77	0.820	15:21:04.739

P16 181 RMT Robert FRANKLIN Suzuki - RCF GARDENS

IDEAL LAP TIME : 1:22.384 BEST LAP TIME : 1:22.384 DIFFERENCE : 0.000

LAP	SECTOR 1	SECTOR 2	LAP TIME	MPH	DIFF	TIME OF DAY
1 -		29.796	1:32.307	77.18	9.923	15:12:59.613
2 -	56.101	29.288	1:25.389	83.43	3.005	15:14:25.002
3 -	54.952	29.528	1:24.480	84.33	2.096	15:15:49.482
4 -	54.574	29.387	1:23.961	84.85	1.577	15:17:13.443
5 -	54.430	29.203	1:23.633 **(3)**	85.18	1.249	15:18:37.076
6 -	54.009	28.982	1:22.991 **(2)**	85.84	0.607	15:20:00.067
7 -	***53.714***	***28.670***	***1:22.384*** **(1)**	***86.48***		***15:21:22.451***

Weather / Track : Bright / Dry

Donington Park National
Circuit Length = 1.9790 miles
Start: 15:11 Flag 15:20 End: 15:22

BMCRC - MRO Championships 2018 - Rnd 5 @ Donington Park

BMCRC Thunderbike Sport & BMCRC Rookie Minitwins

RACE 2 - SECTOR ANALYSIS

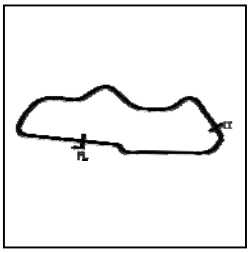

SECTOR 1 = FL to I1, SECTOR 2 = I1 to FL, DIFF = Difference To Personal Best Lap, P = Crossed Finish Line in Pit Lane, D = Time Disallowed

P17 32 Thomas WILLIAMS Honda -

IDEAL LAP TIME : 1:22.590 BEST LAP TIME : 1:22.684 DIFFERENCE : 0.094

LAP	SECTOR 1	SECTOR 2	LAP TIME	MPH	DIFF	TIME OF DAY
1 -		30.309	1:32.082	77.37	9.398	15:12:59.388
2 -	55.218	29.583	1:24.801	84.01	2.117	15:14:24.189
3 -	55.317	29.800	1:25.117	83.70	2.433	15:15:49.306
4 -	55.394	29.288	1:24.682	84.13	1.998	15:17:13.988
5 -	54.763	29.231	1:23.994 **(3)**	84.82	1.310	15:18:37.982
6 -	54.067	***28.876***	1:22.943 **(2)**	85.89	0.259	15:20:00.925
7 -	***53.714***	28.970	***1:22.684*** **(1)**	***86.16***		***15:21:23.609***

P18 66 Mark SMITH Yamaha - MHP EXHAUST`S

IDEAL LAP TIME : 1:22.509 BEST LAP TIME : 1:22.703 DIFFERENCE : 0.194

LAP	SECTOR 1	SECTOR 2	LAP TIME	MPH	DIFF	TIME OF DAY
1 -		***28.673***	1:28.399	80.59	5.696	15:12:55.705
2 -	***53.836***	28.867	***1:22.703*** **(1)**	***86.14***		***15:14:18.408***
3 -	55.526	29.529	1:25.055	83.76	2.352	15:15:43.463
4 -	55.176	28.953	1:24.129 **(2)**	84.68	1.426	15:17:07.592
5 -	55.704	29.697	1:25.401	83.42	2.698	15:18:32.993
6 -	55.535	29.393	1:24.928 **(3)**	83.89	2.225	15:19:57.921
7 -	56.318	29.857	1:26.175	82.67	3.472	15:21:24.096

P19 666 R Shane BEASLEY Kawasaki -

IDEAL LAP TIME : 1:26.051 BEST LAP TIME : 1:26.229 DIFFERENCE : 0.178

LAP	SECTOR 1	SECTOR 2	LAP TIME	MPH	DIFF	TIME OF DAY
1 -		***29.123***	1:31.326	78.01	5.097	15:12:58.632
2 -	57.496	29.298	1:26.794	82.08	0.565	15:14:25.426
3 -	***56.928***	29.301	***1:26.229*** **(1)**	***82.62***		***15:15:51.655***
4 -	57.167	29.238	1:26.405 **(2)**	82.45	0.176	15:17:18.060
5 -	57.315	29.600	1:26.915	81.97	0.686	15:18:44.975
6 -	57.068	29.804	1:26.872	82.01	0.643	15:20:11.847
7 -	57.099	29.429	1:26.528 **(3)**	82.33	0.299	15:21:38.375

P20 85 Andrew KITE Ducati - Red Rebel Racing

IDEAL LAP TIME : 1:24.747 BEST LAP TIME : 1:24.747 DIFFERENCE : 0.000

LAP	SECTOR 1	SECTOR 2	LAP TIME	MPH	DIFF	TIME OF DAY
1 -		31.736	1:35.626	74.50	10.879	15:13:02.932
2 -	56.833	30.086	1:26.919	81.96	2.172	15:14:29.851
3 -	56.162	29.910	1:26.072 **(3)**	82.77	1.325	15:15:55.923
4 -	56.723	29.741	1:26.464	82.40	1.717	15:17:22.387
5 -	56.024	30.265	1:26.289	82.56	1.542	15:18:48.676
6 -	***55.405***	***29.342***	***1:24.747*** **(1)**	***84.06***		***15:20:13.423***
7 -	55.982	29.602	1:25.584 **(2)**	83.24	0.837	15:21:39.007

P21 131 RMT Christopher EVANS Suzuki - C.E PILATES

IDEAL LAP TIME : 1:24.561 BEST LAP TIME : 1:24.601 DIFFERENCE : 0.040

LAP	SECTOR 1	SECTOR 2	LAP TIME	MPH	DIFF	TIME OF DAY
1 -		31.378	1:35.889	74.30	11.288	15:13:03.195
2 -	56.906	30.007	1:26.913	81.97	2.312	15:14:30.108
3 -	56.115	30.274	1:26.389 **(3)**	82.47	1.788	15:15:56.497
4 -	56.724	***29.781***	1:26.505	82.36	1.904	15:17:23.002
5 -	56.696	29.950	1:26.646	82.22	2.045	15:18:49.648
6 -	55.481	30.267	1:25.748 **(2)**	83.08	1.147	15:20:15.396
7 -	***54.780***	29.821	***1:24.601*** **(1)**	***84.21***		***15:21:39.997***

P22 73 Vincent LEWIN Suzuki - vinitwinracing.co.uk

IDEAL LAP TIME : 1:23.871 BEST LAP TIME : 1:23.871 DIFFERENCE : 0.000

LAP	SECTOR 1	SECTOR 2	LAP TIME	MPH	DIFF	TIME OF DAY

Weather / Track : Bright / Dry

Donington Park National
Circuit Length = 1.9790 miles
Start: 15:11 Flag 15:20 End: 15:22

BMCRC - MRO Championships 2018 - Rnd 5 @ Donington Park

BMCRC Thunderbike Sport & BMCRC Rookie Minitwins

RACE 2 - SECTOR ANALYSIS

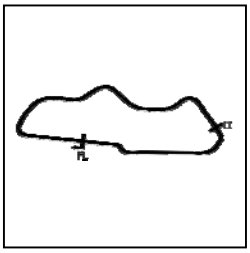

SECTOR 1 = FL to I1, SECTOR 2 = I1 to FL, DIFF = Difference To Personal Best Lap, P = Crossed Finish Line in Pit Lane, D = Time Disallowed

1 -		31.409	1:37.050		73.41	13.179	15:13:04.356
2 -	58.162	31.019	1:29.181		79.88	5.310	15:14:33.537
3 -	56.296	29.371	1:25.667	(3)	83.16	1.796	15:15:59.204
4 -	56.183	29.529	1:25.712		83.12	1.841	15:17:24.916
5 -	56.925	29.738	1:26.663		82.21	2.792	15:18:51.579
6 -	55.598	29.310	1:24.908	(2)	83.91	1.037	15:20:16.487
7 -	***54.922***	***28.949***	***1:23.871***	**(1)**	***84.94***		***15:21:40.358***

P23 62 RMT Ben MITCHELL Suzuki -

IDEAL LAP TIME : 1:24.260 BEST LAP TIME : 1:24.260 DIFFERENCE : 0.000

LAP	SECTOR 1	SECTOR 2	LAP TIME		MPH	DIFF	TIME OF DAY
1 -		31.008	1:35.308		74.75	11.048	15:13:02.614
2 -	56.570	29.778	1:26.348	(2)	82.51	2.088	15:14:28.962
3 -	56.316	30.164	1:26.480	(3)	82.38	2.220	15:15:55.442
4 -	56.718	30.003	1:26.721		82.15	2.461	15:17:22.163
5 -	57.034	30.079	1:27.113		81.78	2.853	15:18:49.276
6 -	56.770	30.077	1:26.847		82.03	2.587	15:20:16.123
7 -	***54.489***	***29.771***	***1:24.260***	**(1)**	***84.55***		***15:21:40.383***

P24 43 Robert DAVIE Suzuki -

IDEAL LAP TIME : 1:25.034 BEST LAP TIME : 1:25.034 DIFFERENCE : 0.000

LAP	SECTOR 1	SECTOR 2	LAP TIME		MPH	DIFF	TIME OF DAY
1 -		31.035	1:36.155		74.09	11.121	15:13:03.461
2 -	57.155	30.257	1:27.412		81.50	2.378	15:14:30.873
3 -	55.955	30.399	1:26.354		82.50	1.320	15:15:57.227
4 -	56.497	29.704	1:26.201	(3)	82.65	1.167	15:17:23.428
5 -	56.635	30.021	1:26.656		82.21	1.622	15:18:50.084
6 -	56.580	29.581	1:26.161	(2)	82.68	1.127	15:20:16.245
7 -	***55.574***	***29.460***	***1:25.034***	**(1)**	***83.78***		***15:21:41.279***

P25 10 RMT Ashley MITCHELL Suzuki -

IDEAL LAP TIME : 1:24.951 BEST LAP TIME : 1:26.289 DIFFERENCE : 1.338

LAP	SECTOR 1	SECTOR 2	LAP TIME		MPH	DIFF	TIME OF DAY
1 -		30.144	1:33.305		76.35	7.016	15:13:00.611
2 -	56.614	30.657	1:27.271		81.63	0.982	15:14:27.882
3 -	57.410	***29.793***	1:27.203		81.70	0.914	15:15:55.085
4 -	56.711	30.034	1:26.745	(2)	82.13	0.456	15:17:21.830
5 -	56.131	30.626	1:26.757	(3)	82.12	0.468	15:18:48.587
6 -	56.336	29.953	***1:26.289***	**(1)**	***82.56***		***15:20:14.876***
7 -	***55.158***	32.604	1:27.762		81.18	1.473	15:21:42.638

P26 37 R Ricky WOODS Suzuki - Des Woods

IDEAL LAP TIME : 1:25.941 BEST LAP TIME : 1:26.188 DIFFERENCE : 0.247

LAP	SECTOR 1	SECTOR 2	LAP TIME		MPH	DIFF	TIME OF DAY
1 -		31.203	1:37.763		72.87	11.575	15:13:05.069
2 -	56.770	30.171	1:26.941	(3)	81.94	0.753	15:14:32.010
3 -	56.660	***29.993***	1:26.653	(2)	82.22	0.465	15:15:58.663
4 -	***55.948***	30.240	***1:26.188***	**(1)**	***82.66***		***15:17:24.851***
5 -	56.570	32.923	1:29.493		79.61	3.305	15:18:54.344
6 -	58.582	30.910	1:29.492		79.61	3.304	15:20:23.836
7 -	57.408	30.667	1:28.075		80.89	1.887	15:21:51.911

P27 147 R Matthew MAY Honda - Tilehurst Glass Racing

IDEAL LAP TIME : 1:25.912 BEST LAP TIME : 1:25.912 DIFFERENCE : 0.000

LAP	SECTOR 1	SECTOR 2	LAP TIME		MPH	DIFF	TIME OF DAY
1 -		31.451	1:39.097		71.89	13.185	15:13:06.403
2 -	59.701	30.707	1:30.408		78.80	4.496	15:14:36.811
3 -	58.823	30.125	1:28.948		80.09	3.036	15:16:05.759
4 -	57.313	30.452	1:27.765	(3)	81.17	1.853	15:17:33.524

Weather / Track : Bright / Dry

Donington Park National
Circuit Length = 1.9790 miles
Start: 15:11 Flag 15:20 End: 15:22

BMCRC - MRO Championships 2018 - Rnd 5 @ Donington Park

BMCRC Thunderbike Sport & BMCRC Rookie Minitwins

RACE 2 - SECTOR ANALYSIS

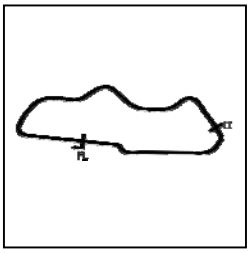

SECTOR 1 = FL to I1, SECTOR 2 = I1 to FL, DIFF = Difference To Personal Best Lap, P = Crossed Finish Line in Pit Lane, D = Time Disallowed

5 -	57.819	30.112	1:27.931	81.02	2.019	15:19:01.455
6 -	57.165	30.291	1:27.456 (2)	81.46	1.544	15:20:28.911
7 -	***56.210***	***29.702***	***1:25.912 (1)***	***82.92***		***15:21:54.823***

P28 182 RMT Kyle PHILLIPS Suzuki - Chief Safety Consultancy

IDEAL LAP TIME : 1:27.061 BEST LAP TIME : 1:27.469 DIFFERENCE : 0.408

LAP	SECTOR 1	SECTOR 2	LAP TIME	MPH	DIFF	TIME OF DAY
1 -		31.666	1:37.860	72.80	10.391	15:13:05.166
2 -	57.926	***30.687***	1:28.613 (3)	80.40	1.144	15:14:33.779
3 -	58.295	31.127	1:29.422	79.67	1.953	15:16:03.201
4 -	57.492	31.114	1:28.606 (2)	80.40	1.137	15:17:31.807
5 -	57.926	31.206	1:29.132	79.93	1.663	15:19:00.939
6 -	58.100	30.806	1:28.906	80.13	1.437	15:20:29.845
7 -	***56.374***	31.095	***1:27.469 (1)***	***81.45***		***15:21:57.314***

P29 9 RMT Andrew WATSON Suzuki - TEA Time Racing

IDEAL LAP TIME : 1:25.400 BEST LAP TIME : 1:25.898 DIFFERENCE : 0.498

LAP	SECTOR 1	SECTOR 2	LAP TIME	MPH	DIFF	TIME OF DAY
1 -		31.190	1:37.147	73.33	11.249	15:13:04.453
2 -	58.185	40.549	1:38.734	72.15	12.836	15:14:43.187
3 -	57.059	30.030	1:27.089	81.80	1.191	15:16:10.276
4 -	57.962	30.452	1:28.414	80.58	2.516	15:17:38.690
5 -	***56.052***	29.846	***1:25.898 (1)***	***82.94***		***15:19:04.588***
6 -	56.167	30.348	1:26.515 (2)	82.35	0.617	15:20:31.103
7 -	57.224	***29.348***	1:26.572 (3)	82.29	0.674	15:21:57.675

P30 167 Mike DEVALL Honda -

IDEAL LAP TIME : 1:28.616 BEST LAP TIME : 1:28.683 DIFFERENCE : 0.067

LAP	SECTOR 1	SECTOR 2	LAP TIME	MPH	DIFF	TIME OF DAY
1 -		31.131	1:38.443	72.37	9.760	15:13:05.749
2 -	58.189	31.070	1:29.259	79.81	0.576	15:14:35.008
3 -	58.044	***30.801***	1:28.845 (2)	80.19	0.162	15:16:03.853
4 -	58.245	31.233	1:29.478	79.62	0.795	15:17:33.331
5 -	58.077	31.995	1:30.072	79.09	1.389	15:19:03.403
6 -	57.974	31.057	1:29.031 (3)	80.02	0.348	15:20:32.434
7 -	***57.815***	30.868	***1:28.683 (1)***	***80.33***		***15:22:01.117***

P31 0 RMT Luke STANLEY Suzuki - MOREMOTO

IDEAL LAP TIME : 1:30.431 BEST LAP TIME : 1:30.666 DIFFERENCE : 0.235

LAP	SECTOR 1	SECTOR 2	LAP TIME	MPH	DIFF	TIME OF DAY
1 -		31.848	1:40.219	71.09	9.553	15:13:07.525
2 -	***59.219***	31.447	***1:30.666 (1)***	***78.58***		***15:14:38.191***
3 -	59.712	31.286	1:30.998 (2)	78.29	0.332	15:16:09.189
4 -	1:00.504	31.435	1:31.939	77.49	1.273	15:17:41.128
5 -	1:00.331	***31.212***	1:31.543	77.82	0.877	15:19:12.671
6 -	59.830	31.234	1:31.064 (3)	78.23	0.398	15:20:43.735

P32 40 RMT Simon WILKINSON Suzuki - S P Wilkinson Engineering Ltd

IDEAL LAP TIME : 1:30.403 BEST LAP TIME : 1:30.403 DIFFERENCE : 0.000

LAP	SECTOR 1	SECTOR 2	LAP TIME	MPH	DIFF	TIME OF DAY
1 -		31.571	1:40.359	70.99	9.956	15:13:07.665
2 -	***59.307***	***31.096***	***1:30.403 (1)***	***78.80***		***15:14:38.068***
3 -	59.554	31.412	1:30.966 (2)	78.32	0.563	15:16:09.034
4 -	1:00.329	31.655	1:31.984	77.45	1.581	15:17:41.018
5 -	59.978	31.536	1:31.514	77.85	1.111	15:19:12.532
6 -	59.687	31.802	1:31.489 (3)	77.87	1.086	15:20:44.021

Weather / Track : Bright / Dry

Donington Park National
Circuit Length = 1.9790 miles
Start: 15:11 Flag 15:20 End: 15:22

BMCRC - MRO Championships 2018 - Rnd 5 @ Donington Park

BMCRC Thunderbike Sport & BMCRC Rookie Minitwins

RACE 2 - SECTOR ANALYSIS

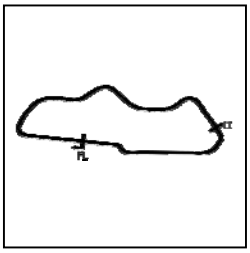

SECTOR 1 = FL to I1, SECTOR 2 = I1 to FL, DIFF = Difference To Personal Best Lap, P = Crossed Finish Line in Pit Lane, D = Time Disallowed

P33 44 RMT Tony PARKER Suzuki - Emerald Elevators

IDEAL LAP TIME : 1:30.105 BEST LAP TIME : 1:30.374 DIFFERENCE : 0.269

LAP	SECTOR 1	SECTOR 2	LAP TIME	MPH	DIFF	TIME OF DAY
1 -		32.316	1:42.015	69.83	11.641	15:13:09.321
2 -	1:00.411	31.990	1:32.401 (3)	77.10	2.027	15:14:41.722
3 -	1:00.837	31.619	1:32.456	77.05	2.082	15:16:14.178
4 -	***59.756***	32.883	1:32.639	76.90	2.265	15:17:46.817
5 -	1:00.478	31.493	1:31.971 (2)	77.46	1.597	15:19:18.788
6 -	1:00.025	***30.349***	***1:30.374*** (1)	***78.83***		***15:20:49.162***

P34 58 R Steven ELLIS Yamaha -

IDEAL LAP TIME : 1:30.475 BEST LAP TIME : 1:30.488 DIFFERENCE : 0.013

LAP	SECTOR 1	SECTOR 2	LAP TIME	MPH	DIFF	TIME OF DAY
1 -		32.016	1:43.870	68.59	13.382	15:13:11.176
2 -	1:00.938	31.533	1:32.471 (3)	77.04	1.983	15:14:43.647
3 -	1:01.988	31.127	1:33.115	76.51	2.627	15:16:16.762
4 -	59.400	***31.088***	***1:30.488*** (1)	***78.73***		***15:17:47.250***
5 -	1:02.504	31.997	1:34.501	75.39	4.013	15:19:21.751
6 -	***59.387***	32.368	1:31.755 (2)	77.64	1.267	15:20:53.506

P35 289 RMT Philip HORNE Suzuki -

IDEAL LAP TIME : 1:31.718 BEST LAP TIME : 1:31.718 DIFFERENCE : 0.000

LAP	SECTOR 1	SECTOR 2	LAP TIME	MPH	DIFF	TIME OF DAY
1 -		32.709	1:43.857	68.60	12.139	15:13:11.163
2 -	1:01.648	32.830	1:34.478	75.41	2.760	15:14:45.641
3 -	1:00.924	32.667	1:33.591	76.12	1.873	15:16:19.232
4 -	1:01.285	31.319	1:32.604 (2)	76.93	0.886	15:17:51.836
5 -	1:00.940	32.397	1:33.337 (3)	76.33	1.619	15:19:25.173
6 -	***1:00.484***	***31.234***	***1:31.718*** (1)	***77.67***		***15:20:56.891***

P36 6 RMT Andrew FIRTH Suzuki -

IDEAL LAP TIME : 1:33.034 BEST LAP TIME : 1:33.034 DIFFERENCE : 0.000

LAP	SECTOR 1	SECTOR 2	LAP TIME	MPH	DIFF	TIME OF DAY
1 -		32.955	1:43.190	69.04	10.156	15:13:10.496
2 -	***1:00.960***	***32.074***	***1:33.034*** (1)	***76.58***		***15:14:43.530***
3 -	1:01.109	32.231	1:33.340 (2)	76.32	0.306	15:16:16.870
4 -	1:01.923	32.270	1:34.193	75.63	1.159	15:17:51.063
5 -	1:01.334	32.409	1:33.743 (3)	76.00	0.709	15:19:24.806
6 -	1:02.790	32.442	1:35.232	74.81	2.198	15:21:00.038

P37 33 R Mark LAWRENCE Honda - Sarky racing

IDEAL LAP TIME : 1:32.137 BEST LAP TIME : 1:32.619 DIFFERENCE : 0.482

LAP	SECTOR 1	SECTOR 2	LAP TIME	MPH	DIFF	TIME OF DAY
1 -		33.378	1:43.989	68.51	11.370	15:13:11.295
2 -	1:02.475	32.542	1:35.017	74.98	2.398	15:14:46.312
3 -	1:01.975	***32.120***	1:34.095 (3)	75.71	1.476	15:16:20.407
4 -	1:00.394	32.225	***1:32.619*** (1)	***76.92***		***15:17:53.026***
5 -	***1:00.017***	32.939	1:32.956 (2)	76.64	0.337	15:19:25.982
6 -	1:01.963	32.324	1:34.287	75.56	1.668	15:21:00.269

P38 126 R Damien LECHAUVE KTM -

IDEAL LAP TIME : 1:36.656 BEST LAP TIME : 1:36.799 DIFFERENCE : 0.143

LAP	SECTOR 1	SECTOR 2	LAP TIME	MPH	DIFF	TIME OF DAY
1 -		37.542	1:49.406	65.12	12.607	15:13:16.712
2 -	1:04.917	35.478	1:40.395	70.96	3.596	15:14:57.107
3 -	1:05.422	34.696	1:40.118	71.16	3.319	15:16:37.225
4 -	1:04.032	34.826	1:38.858 (3)	72.06	2.059	15:18:16.083
5 -	***1:02.968***	34.267	1:37.235 (2)	73.27	0.436	15:19:53.318

Weather / Track : Bright / Dry

Donington Park National
Circuit Length = 1.9790 miles
Start: 15:11 Flag 15:20 End: 15:22

BMCRC - MRO Championships 2018 - Rnd 5 @ Donington Park

BMCRC Thunderbike Sport & BMCRC Rookie Minitwins

RACE 2 - SECTOR ANALYSIS

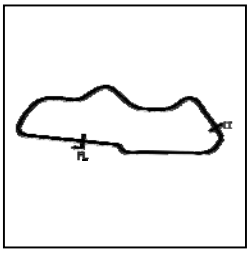

SECTOR 1 = FL to I1, SECTOR 2 = I1 to FL, DIFF = Difference To Personal Best Lap, P = Crossed Finish Line in Pit Lane, D = Time Disallowed

6 -	1:03.111	***33.688***	***1:36.799*** **(1)**	***73.60***	***15:21:30.117***

P39 89 RMT Zi JONES Suzuki -

IDEAL LAP TIME : 1:25.514 BEST LAP TIME : 1:25.514 DIFFERENCE : 0.000

LAP	SECTOR 1	SECTOR 2	LAP TIME	MPH	DIFF	TIME OF DAY
1 -		31.073	1:35.989	74.22	10.475	15:13:03.295
2 -	57.205	30.391	1:27.596	81.33	2.082	15:14:30.891
3 -	***55.638***	***29.876***	***1:25.514*** **(1)**	***83.31***		***15:15:56.405***
4 -	56.509	29.974	1:26.483 **(3)**	82.38	0.969	15:17:22.888
5 -	55.928	30.188	1:26.116 **(2)**	82.73	0.602	15:18:49.004
6 -	59.731	39.813	1:39.544	71.57	14.030	15:20:28.548

Weather / Track : Bright / Dry

Donington Park National
Circuit Length = 1.9790 miles
Start: 15:11 Flag 15:20 End: 15:22

BMCRC - MRO Championships 2018 - Rnd 5 @ Donington Park

BMCRC Thunderbike Sport & BMCRC Rookie Minitwins

RACE 2 - BEST SECTORS

SECTOR 1				SECTOR 2				IDEAL / BEST COMPARISON					
POS	NO	NAME	TIME	NO	NAME	TIME		POS	NO	NAME	IDEAL	BEST	DIFF
										PERFECT LAP	1:17.379		
1	444	WILLIAMS	50.492	30	HARLAND	26.887		1	30	HARLAND	1:17.690	1:17.917	0.227
2	47	WATSON	50.519	47	WATSON	27.297		2	47	WATSON	1:17.816	1:18.386	0.570
3	777	WILLIAMS	50.685	198	TOPPING	27.324		3	777	WILLIAMS	1:18.131	1:18.131	0.000
4	86	WITHERINGTON	50.696	166	CASWELL	27.395		4	166	CASWELL	1:18.257	1:18.366	0.109
5	30	HARLAND	50.803	81	MAY	27.417		5	81	MAY	1:18.276	1:18.496	0.220
6	81	MAY	50.859	777	WILLIAMS	27.446		6	86	WITHERINGTON	1:18.278	1:18.863	0.585
7	166	CASWELL	50.862	86	WITHERINGTON	27.582		7	444	WILLIAMS	1:18.279	1:18.841	0.562
8	198	TOPPING	51.041	93	GILLMAN	27.758		8	198	TOPPING	1:18.365	1:18.734	0.369
9	155	HARRIS	51.583	444	WILLIAMS	27.787		9	155	HARRIS	1:19.514	1:19.514	0.000
10	211	WARING	51.679	137	CRAWT	27.801		10	137	CRAWT	1:19.537	1:20.301	0.764
11	137	CRAWT	51.736	48	WALLIS	27.814		11	211	WARING	1:19.752	1:19.752	0.000
12	90	WATSON	52.156	155	HARRIS	27.931		12	48	WALLIS	1:20.066	1:20.244	0.178
13	48	WALLIS	52.252	211	WARING	28.073		13	93	GILLMAN	1:20.418	1:20.418	0.000
14	93	GILLMAN	52.660	84	BRANCO	28.210		14	90	WATSON	1:20.709	1:20.773	0.064
15	84	BRANCO	52.880	90	WATSON	28.553		15	84	BRANCO	1:21.090	1:21.285	0.195
16	181	FRANKLIN	53.714	181	FRANKLIN	28.670		16	181	FRANKLIN	1:22.384	1:22.384	0.000
17	32	WILLIAMS	53.714	66	SMITH	28.673		17	66	SMITH	1:22.509	1:22.703	0.194
18	66	SMITH	53.836	32	WILLIAMS	28.876		18	32	WILLIAMS	1:22.590	1:22.684	0.094
19	62	MITCHELL	54.489	73	LEWIN	28.949		19	73	LEWIN	1:23.871	1:23.871	0.000
20	131	EVANS	54.780	666	BEASLEY	29.123		20	62	MITCHELL	1:24.260	1:24.260	0.000
21	73	LEWIN	54.922	85	KITE	29.342		21	131	EVANS	1:24.561	1:24.601	0.040
22	10	MITCHELL	55.158	9	WATSON	29.348		22	85	KITE	1:24.747	1:24.747	0.000
23	85	KITE	55.405	43	DAVIE	29.460		23	10	MITCHELL	1:24.951	1:26.289	1.338
24	43	DAVIE	55.574	147	MAY	29.702		24	43	DAVIE	1:25.034	1:25.034	0.000
25	89	JONES	55.638	62	MITCHELL	29.771		25	9	WATSON	1:25.400	1:25.898	0.498
26	37	WOODS	55.948	131	EVANS	29.781		26	89	JONES	1:25.514	1:25.514	0.000
27	9	WATSON	56.052	10	MITCHELL	29.793		27	147	MAY	1:25.912	1:25.912	0.000
28	147	MAY	56.210	89	JONES	29.876		28	37	WOODS	1:25.941	1:26.188	0.247
29	182	PHILLIPS	56.374	37	WOODS	29.993		29	666	BEASLEY	1:26.051	1:26.229	0.178
30	666	BEASLEY	56.928	44	PARKER	30.349		30	182	PHILLIPS	1:27.061	1:27.469	0.408
31	167	DEVALL	57.815	182	PHILLIPS	30.687		31	167	DEVALL	1:28.616	1:28.683	0.067
32	0	STANLEY	59.219	167	DEVALL	30.801		32	44	PARKER	1:30.105	1:30.374	0.269
33	40	WILKINSON	59.307	58	ELLIS	31.088		33	40	WILKINSON	1:30.403	1:30.403	0.000
34	58	ELLIS	59.387	40	WILKINSON	31.096		34	0	STANLEY	1:30.431	1:30.666	0.235
35	44	PARKER	59.756	0	STANLEY	31.212		35	58	ELLIS	1:30.475	1:30.488	0.013
36	33	LAWRENCE	1:00.017	289	HORNE	31.234		36	289	HORNE	1:31.718	1:31.718	0.000
37	289	HORNE	1:00.484	6	FIRTH	32.074		37	33	LAWRENCE	1:32.137	1:32.619	0.482
38	6	FIRTH	1:00.960	33	LAWRENCE	32.120		38	6	FIRTH	1:33.034	1:33.034	0.000
39	126	LECHAUVE	1:02.968	126	LECHAUVE	33.688		39	126	LECHAUVE	1:36.656	1:36.799	0.143

Weather / Track : Bright / Dry

Donington Park National
Circuit Length = 1.9790 miles
Start: 15:11 Flag 15:20 End: 15:22

Results can be found at www.tsl-timing.com

Printed - 15:23 Saturday, 16 June 2018

BMCRC - MRO Championships 2018 - Rnd 5 @ Donington Park

BMCRC Thunderbike Sport & BMCRC Rookie Minitwins

RACE 2 - GRID (10 Laps)

ROW 14	42		41	83 Talan SKEELS-PIGGINS		40	20 Jose TOUCEDA	
ROW 13	39	126 Damien LECHAUVE	1:36.799	38	6 Andrew FIRTH	1:33.034	37	33 Mark LAWRENCE 1:32.619
ROW 12	36	289 Philip HORNE 1:31.718	35	0 Luke STANLEY	1:30.666	34	58 Steven ELLIS	1:30.488
ROW 11	33	40 Simon WILKINSON	1:30.403	32	44 Tony PARKER	1:30.374	31	167 Mike DEVALL 1:28.683
ROW 10	30	182 Kyle PHILLIPS 1:27.469	29	10 Ashley MITCHELL	1:26.289	28	666 Shane BEASLEY	1:26.229
ROW 9	27	37 Ricky WOODS	1:26.188	26	147 Matthew MAY	1:25.912	25	9 Andrew WATSON 1:25.898
ROW 8	24	89 Zi JONES 1:25.514	23	43 Robert DAVIE	1:25.034	22	85 Andrew KITE	1:24.747
ROW 7	21	131 Christopher EVANS	1:24.601	20	62 Ben MITCHELL	1:24.260	19	73 Vincent LEWIN 1:23.871
ROW 6	18	66 Mark SMITH 1:22.703	17	32 Thomas WILLIAMS	1:22.684	16	181 Robert FRANKLIN	1:22.384
ROW 5	15	84 Ricardo BRANCO	1:21.285	14	90 Edward WATSON	1:20.773	13	93 William GILLMAN 1:20.418
ROW 4	12	137 Charlie CRAWT 1:20.301	11	48 Shaun WALLIS	1:20.244	10	211 Jordan WARING	1:19.752
ROW 3	9	155 Richard HARRIS	1:19.514	8	86 Paul WITHERINGTON	1:18.863	7	444 Mark WILLIAMS 1:18.841
ROW 2	6	198 Steven TOPPING 1:18.734	5	81 Malvern MAY	1:18.496	4	47 Thomas WATSON	1:18.386
ROW 1	3	166 James CASWELL	1:18.366	2	777 Mason WILLIAMS	1:18.131	1	30 Alan HARLAND 1:17.917

Pole

Donington Park National
Circuit Length = 1.9790 miles

These results are provisional until the conclusion of any judicial and technical matters.

Clerk Of Course :		Timekeeper :

Results can be found at www.tsl-timing.com

Printed - 15:24 Saturday, 16 June 2018

BMCRC - MRO Championships 2018 - Rnd 5 @ Donington Park

BMCRC Thunderbike Sport & BMCRC Rookie Minitwins

RACE 2 - CLASSIFICATION

POS	NO	CL	PIC	NAME	ENTRY	LAPS	TIME	GAP	DIFF	MPH	BEST	ON
1	**30**		1	Alan HARLAND	Yamaha -	**10**	13:02.585			90.86	**1:17.016**	4
2	**777**		2	Mason WILLIAMS	Suzuki - MoreMoto	**10**	13:09.455	**6.870**	6.870	90.07	**1:17.531**	3
3	**166**		3	James CASWELL	-	**10**	13:11.021	**8.436**	1.566	89.89	**1:17.530**	7
4	**47**		4	Thomas WATSON	Yamaha - Motorsportdays.com TEA Time Racing	**10**	13:12.443	**9.858**	1.422	89.73	**1:17.732**	9
5	**198**		5	Steven TOPPING	Yamaha -	**10**	13:21.447	**18.862**	9.004	88.72	**1:17.956**	2
6	**444**		6	Mark WILLIAMS	Suzuki - Universal Motorcycle Training	**10**	13:28.913	**26.328**	7.466	87.90	**1:18.529**	2
7	**155**		7	Richard HARRIS	Suzuki - HP Racing	**10**	13:30.207	**27.622**	1.294	87.76	**1:19.119**	4
8	**48**		8	Shaun WALLIS	Yamaha - Watling Tyres	**10**	13:30.279	**27.694**	0.072	87.75	**1:18.796**	9
9	**137**	RMT	1	Charlie CRAWT	Suzuki - Pass Bike Motorcycle Training Ltd	**10**	13:30.749	**28.164**	0.470	87.70	**1:19.537**	6
10	**26**		9	Glynn DAVIES	Suzuki -	**10**	13:31.922	**29.337**	1.173	87.58	**1:18.665**	9
11	**90**		10	Edward WATSON	Suzuki - Motorsportdays.com TEA Time Racing	**10**	13:34.310	**31.725**	2.388	87.32	**1:20.028**	5
12	**211**	RMT	2	Jordan WARING	Suzuki - Beyond Timber Ltd	**10**	13:37.333	**34.748**	3.023	87.00	**1:20.295**	8
13	**84**		11	Ricardo BRANCO	Suzuki - IMP Racing	**10**	13:43.511	**40.926**	6.178	86.34	**1:20.371**	6
14	**32**		12	Thomas WILLIAMS	Honda -	**10**	13:56.503	**53.918**	12.992	85.00	**1:20.918**	8
15	**93**		13	William GILLMAN	Honda -	**10**	13:57.038	**54.453**	0.535	84.95	**1:21.635**	5
16	**666**	R	1	Shane BEASLEY	Kawasaki -	**10**	14:14.718	**1:12.133**	17.680	83.19	**1:23.597**	4
17	**66**		14	Mark SMITH	Yamaha - MHP EXHAUST`S	**10**	14:15.258	**1:12.673**	0.540	83.14	**1:24.293**	9
18	**73**		15	Vincent LEWIN	Suzuki - vinitwinracing.co.uk	**10**	14:16.170	**1:13.585**	0.912	83.05	**1:23.561**	5
19	**131**	RMT	3	Christopher EVANS	Suzuki - C.E PILATES	**10**	14:16.434	**1:13.849**	0.264	83.03	**1:24.001**	9
20	**89**	RMT	4	Zi JONES	Suzuki -	**10**	14:21.825	**1:19.240**	5.391	82.51	**1:23.906**	8
21	**10**	RMT	5	Ashley MITCHELL	Suzuki -	**10**	14:22.480	**1:19.895**	0.655	82.44	**1:24.436**	10
22	**85**		16	Andrew KITE	Ducati - Red Rebel Racing	**9**	13:02.800	**1 Lap**	1 Lap	81.73	**1:24.690**	8
23	**62**	RMT	6	Ben MITCHELL	Suzuki -	**9**	13:08.467	**1 Lap**	5.667	81.15	**1:25.408**	8
24	**37**	R	2	Ricky WOODS	Suzuki - Des Woods	**9**	13:12.083	**1 Lap**	3.616	80.78	**1:25.384**	8
25	**83**		17	Talan SKEELS-PIGGINS	- McMillan Williams	**9**	13:12.127	**1 Lap**	0.044	80.77	**1:24.905**	5
26	**43**		18	Robert DAVIE	Suzuki -	**9**	13:20.418	**1 Lap**	8.291	79.93	**1:26.027**	7
27	**44**	RMT	7	Tony PARKER	Suzuki - Emerald Elevators	**9**	13:29.488	**1 Lap**	9.070	79.04	**1:26.072**	8
28	**40**	RMT	8	Simon WILKINSON	Suzuki - S P Wilkinson Engineering Ltd	**9**	13:31.915	**1 Lap**	2.427	78.80	**1:27.936**	8
29	**182**	RMT	9	Kyle PHILLIPS	Suzuki - Chief Safety Consultancy	**9**	13:38.883	**1 Lap**	6.968	78.13	**1:28.657**	3
30	**58**	R	3	Steven ELLIS	Yamaha -	**9**	13:55.883	**1 Lap**	17.000	76.54	**1:29.243**	7
31	**289**	RMT	10	Philip HORNE	Suzuki -	**9**	13:56.219	**1 Lap**	0.336	76.51	**1:29.319**	8
32	**33**	R	4	Mark LAWRENCE	Honda - Sarky racing	**9**	14:04.702	**1 Lap**	8.483	75.74	**1:30.612**	5
33	**6**	RMT	11	Andrew FIRTH	Suzuki -	**9**	14:16.562	**1 Lap**	11.860	74.70	**1:33.553**	2
34	**126**	R	5	Damien LECHAUVE	KTM -	**8**	13:17.584	**2 Laps**	1 Lap	71.29	**1:36.859**	6

NOT CLASSIFIED

DNF	**147**	R		Matthew MAY	Honda - Tilehurst Glass Racing	**8**	11:45.053	**2 Laps**		80.64	**1:25.404**	7
DNF	**181**	RMT		Robert FRANKLIN	Suzuki - RCF GARDENS	**5**	7:02.568	**5 Laps**	3 Laps	83.97	**1:22.146**	5
DNF	**9**	RMT		Andrew WATSON	Suzuki - TEA Time Racing	**3**	4:29.464	**7 Laps**	2 Laps	78.81	**1:25.517**	3
DNF	**81**			Malvern MAY	Ducati -	**1**	1:23.868	**9 Laps**	2 Laps	83.32		

FASTEST LAP

30		Alan HARLAND	Yamaha -	**4**	1:17.016	92.50 mph	148.87 kph
137	RMT	Charlie CRAWT	Suzuki - Pass Bike Motorcycle Training Ltd	**6**	1:19.537	89.57 mph	144.15 kph
666	R	Shane BEASLEY	Kawasaki -	**4**	1:23.597	85.22 mph	137.15 kph

Class - 92.5% of Race Speed = 84.04 mph
Class RMT - 92.5% of Race Speed = 81.12 mph
Class R - 92.5% of Race Speed = 76.95 mph

Donington Park National
Circuit Length = 1.9790 miles
Start: 09:42 Flag 09:55 End: 09:56

Weather / Track : Bright / Dry

These results are provisional until the conclusion of any judicial and technical matters.

Clerk Of Course :		Timekeeper :

Results can be found at www.tsl-timing.com

Printed - 09:58 Sunday, 17 June 2018

BMCRC - MRO Championships 2018 - Rnd 5 @ Donington Park

BMCRC Thunderbike Sport & BMCRC Rookie Minitwins

RACE 2 - LAP CHART

LAP 1 @ 09:43:43.411

NO	BEHIND	LAP TIME	
30		1:22.474	
777	0.489	1:22.963	
444	1.151	1:23.625	
81	1.394	1:23.868	P
198	2.060	1:24.534	
166	2.633	1:25.107	
155	3.142	1:25.616	
47	3.577	1:26.051	
84	4.061	1:26.535	
90	4.166	1:26.640	
137	4.354	1:26.828	
211	4.823	1:27.297	
48	5.058	1:27.532	
93	7.767	1:30.241	
181	8.380	1:30.854	
32	9.610	1:32.084	
66	9.646	1:32.120	
666	9.921	1:32.395	
26	10.095	1:32.569	
131	10.273	1:32.747	
89	10.801	1:33.275	
73	11.170	1:33.644	
10	11.265	1:33.739	
37	12.430	1:34.904	
62	13.476	1:35.950	
147	13.582	1:36.056	
9	13.998	1:36.472	
85	15.542	1:38.016	
40	15.699	1:38.173	
43	15.808	1:38.282	
182	15.919	1:38.393	
83	16.682	1:39.156	
44	17.598	1:40.072	
33	18.786	1:41.260	
6	19.616	1:42.090	
58	20.490	1:42.964	
289	21.169	1:43.643	
126	26.359	1:48.833	

LAP 2 @ 09:45:01.183

NO	BEHIND	LAP TIME
30		1:17.772
777	0.394	1:17.677
444	1.908	1:18.529
198	2.244	1:17.956
166	4.016	1:19.155
47	5.220	1:19.415
155	5.563	1:20.193
84	7.065	1:20.776
90	7.459	1:21.065
211	8.172	1:21.121
137	8.194	1:21.612
48	8.455	1:21.169
181	13.966	1:23.358
93	14.506	1:24.511
26	14.755	1:22.432
66	16.232	1:24.358
32	16.498	1:24.660
666	17.745	1:25.596
131	18.369	1:25.868
73	18.794	1:25.396
89	19.409	1:26.380
10	19.996	1:26.503
37	22.053	1:27.395
62	22.974	1:27.270
9	23.701	1:27.475
147	23.708	1:27.898
85	24.293	1:26.523
40	26.617	1:28.690
182	27.692	1:29.545
83	27.871	1:28.961
43	28.225	1:30.189
44	29.551	1:29.725
33	32.557	1:31.543
58	34.378	1:31.660
6	35.397	1:33.553
289	36.209	1:32.812
126	48.415	1:39.828

LAP 3 @ 09:46:18.662

NO	BEHIND	LAP TIME
30		1:17.479
777	0.446	1:17.531
198	3.433	1:18.668
166	6.010	1:19.473
47	6.520	1:18.779
155	7.471	1:19.387
444	9.646	1:25.217
90	10.980	1:21.000
84	11.139	1:21.553
137	11.537	1:20.822
48	11.712	1:20.736
211	12.149	1:21.456
26	19.564	1:22.288
181	19.894	1:23.407
93	20.470	1:23.443
66	23.696	1:24.943
32	24.334	1:25.315
666	24.642	1:24.376
131	25.259	1:24.369
73	25.699	1:24.384
89	26.758	1:24.828
10	27.953	1:25.436
37	31.222	1:26.648
9	31.739	1:25.517
62	31.993	1:26.498
85	33.425	1:26.611
147	33.850	1:27.621
83	37.267	1:26.875
40	38.221	1:29.083
182	38.870	1:28.657
43	38.962	1:28.216
44	42.536	1:30.464
58	47.341	1:30.442
33	47.689	1:32.611
6	51.475	1:33.557
289	51.839	1:33.109
126	1:09.710	1:38.774

LAP 4 @ 09:47:35.678

NO	BEHIND	LAP TIME
30		1:17.016
777	1.149	1:17.719
198	4.760	1:18.343
166	7.919	1:18.925
47	8.012	1:18.508
155	9.574	1:19.119
444	13.434	1:20.804
90	14.701	1:20.737
137	15.121	1:20.600
84	15.131	1:21.008
48	15.718	1:21.022
211	16.258	1:21.125
26	22.105	1:19.557
93	25.320	1:21.866
181	25.681	1:22.803
32	30.092	1:22.774
66	31.024	1:24.344
666	31.223	1:23.597
131	32.363	1:24.120
73	33.348	1:24.665
89	34.950	1:25.208
10	36.033	1:25.096
37	40.827	1:26.621
62	41.296	1:26.319
85	41.571	1:25.162
147	44.339	1:27.505
83	45.604	1:25.353
182	51.334	1:29.480
40	51.553	1:30.348
43	51.654	1:29.708
44	54.857	1:29.337
58	1:00.454	1:30.129
33	1:01.593	1:30.920
289	1:06.485	1:31.662
6	1:10.079	1:35.620

LAP 5 @ 09:48:52.967

NO	BEHIND	LAP TIME
30		1:17.289
777	2.067	1:18.207
198	7.163	1:19.692
166	8.527	1:17.897
47	9.030	1:18.307
155	12.341	1:20.056
126	1 Lap	1:37.372
444	16.908	1:20.763
90	17.440	1:20.028
137	18.329	1:20.497
84	18.603	1:20.761
48	18.920	1:20.491
211	19.354	1:20.385
26	24.193	1:19.377
93	29.666	1:21.635
181	30.538	1:22.146
32	35.091	1:22.288
66	38.464	1:24.729
666	39.031	1:25.097
131	39.314	1:24.240
73	39.620	1:23.561
89	44.669	1:27.008
10	44.810	1:26.066
37	50.871	1:27.333
85	50.936	1:26.654
62	51.452	1:27.445
83	53.220	1:24.905
147	54.092	1:27.042
43	1:02.445	1:28.080
182	1:03.341	1:29.296
40	1:04.212	1:29.948
44	1:06.189	1:28.621
58	1:14.065	1:30.900
33	1:14.916	1:30.612

LAP 6 @ 09:50:10.615

NO	BEHIND	LAP TIME
30		1:17.648
289	1 Lap	1:31.465
777	3.623	1:19.204
198	8.733	1:19.218
166	8.845	1:17.966
6	1 Lap	1:33.787
47	9.693	1:18.311
155	14.681	1:19.988
444	19.779	1:20.519
137	20.218	1:19.537
90	20.326	1:20.534
84	21.326	1:20.371
48	21.800	1:20.528
211	22.515	1:20.809
26	26.098	1:19.553
126	1 Lap	1:38.471
93	34.151	1:22.133
32	38.718	1:21.275
66	46.237	1:25.421
666	46.588	1:25.205
73	46.750	1:24.778
131	46.992	1:25.326
10	52.663	1:25.501
89	54.310	1:27.289
85	58.481	1:25.193
62	59.757	1:25.953
37	1:01.738	1:28.515
83	1:03.063	1:27.491
147	1:04.287	1:27.843
43	1:11.798	1:27.001
40	1:16.766	1:30.202
182	1:16.871	1:31.178
44	1:16.990	1:28.449

LAP 7 @ 09:51:28.516

NO	BEHIND	LAP TIME
30		1:17.901
777	4.473	1:18.751
166	8.474	1:17.530
47	10.796	1:19.004
198	11.207	1:20.375
58	1 Lap	1:32.762
289	1 Lap	1:30.665
155	17.875	1:21.095
33	1 Lap	1:42.038
444	22.031	1:20.153
90	23.140	1:20.715
137	23.337	1:21.020
48	23.765	1:19.866
84	24.048	1:20.623
211	25.626	1:21.012
6	1 Lap	1:34.782
26	26.871	1:18.674
93	40.850	1:24.600
32	44.553	1:23.736
126	1 Lap	1:36.859
66	54.236	1:25.900
666	54.401	1:25.714
131	54.641	1:25.550
73	54.949	1:26.100
10	59.489	1:24.727
89	1:01.979	1:25.570
85	1:05.470	1:24.890
62	1:08.478	1:26.622
37	1:11.552	1:27.715
147	1:11.790	1:25.404
83	1:12.051	1:26.889

LAP 8 @ 09:52:46.248

NO	BEHIND	LAP TIME
30		1:17.732
43	1 Lap	1:26.027
777	5.212	1:18.471
44	1 Lap	1:27.751
166	9.194	1:18.452
40	1 Lap	1:29.102
47	10.824	1:17.760
182	1 Lap	1:30.260
198	12.233	1:18.758
155	21.057	1:20.914
58	1 Lap	1:29.243
444	23.757	1:19.458
137	25.922	1:20.317
48	26.344	1:20.311
84	26.818	1:20.502
90	26.943	1:21.535
211	28.189	1:20.295
289	1 Lap	1:30.319
26	28.370	1:19.231
33	1 Lap	1:32.285
6	1 Lap	1:34.040
93	46.359	1:23.241
32	47.739	1:20.918
666	1:00.368	1:23.699
66	1:00.835	1:24.331
131	1:01.466	1:24.557
73	1:01.747	1:24.530
10	1:07.140	1:25.383
89	1:08.153	1:23.906
85	1:12.428	1:24.690
126	1 Lap	1:38.673
62	1:16.154	1:25.408

LAP 9 @ 09:54:03.973

NO	BEHIND	LAP TIME
30		1:17.725
37	1 Lap	1:25.384
147	1 Lap	1:25.684
83	1 Lap	1:26.381
777	6.203	1:18.716
166	9.712	1:18.243
47	10.831	1:17.732
43	1 Lap	1:26.797
198	14.540	1:20.032
44	1 Lap	1:26.072
40	1 Lap	1:27.936
155	23.312	1:19.980
182	1 Lap	1:30.894
444	25.763	1:19.731
48	27.415	1:18.796
137	27.842	1:19.645
26	29.310	1:18.665
90	29.752	1:20.534

Donington Park National
Circuit Length = 1.9790 miles
Start: 09:42 Flag 09:55 End: 09:56

Weather / Track : Bright / Dry

BMCRC - MRO Championships 2018 - Rnd 5 @ Donington Park

BMCRC Thunderbike Sport & BMCRC Rookie Minitwins

RACE 2 - LAP CHART

84	29.937	1:20.844
211	31.182	1:20.718
58	1 Lap	1:33.443
289	1 Lap	1:29.319
33	1 Lap	1:31.770
93	51.829	1:23.195
32	52.165	1:22.151
6	1 Lap	1:34.484
666	1:07.018	1:24.375
66	1:07.403	1:24.293
131	1:07.742	1:24.001
73	1:08.099	1:24.077
89	1:14.337	1:23.909
10	1:15.008	1:25.593

LAP 10 **@ 09:55:23.522**

NO	BEHIND	LAP TIME
30		1:19.549
85	1 Lap	1:25.061
62	1 Lap	1:27.002
777	6.870	1:20.216
166	8.436	1:18.273
37	1 Lap	1:27.568
83	1 Lap	1:26.116
47	9.858	1:18.576
126	2 Laps	1:38.774
43	1 Lap	1:26.118
198	18.862	1:23.871
444	26.328	1:20.114
44	1 Lap	1:28.997
155	27.622	1:23.859
48	27.694	1:19.828
137	28.164	1:19.871
40	1 Lap	1:28.433
26	29.337	1:19.576
90	31.725	1:21.522
211	34.748	1:23.115
182	1 Lap	1:31.180
84	40.926	1:30.538
58	1 Lap	1:34.340
289	1 Lap	1:33.225
32	53.918	1:21.302
93	54.453	1:22.173
33	1 Lap	1:31.663
666	1:12.133	1:24.664
66	1:12.673	1:24.819
73	1:13.585	1:25.035
131	1:13.849	1:25.656
6	1 Lap	1:34.649
89	1:19.240	1:24.452
10	1:19.895	1:24.436

Weather / Track : Bright / Dry

Donington Park National
Circuit Length = 1.9790 miles
Start: 09:42 Flag 09:55 End: 09:56

BMCRC - MRO Championships 2018 - Rnd 5 @ Donington Park

BMCRC Thunderbike Sport & BMCRC Rookie Minitwins

RACE 2 - SECTOR ANALYSIS

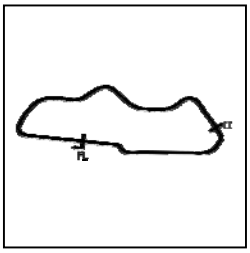

SECTOR 1 = FL to I1, SECTOR 2 = I1 to FL, DIFF = Difference To Personal Best Lap, P = Crossed Finish Line in Pit Lane, D = Time Disallowed

P1 30 Alan HARLAND Yamaha -

IDEAL LAP TIME : 1:16.819 BEST LAP TIME : 1:17.016 DIFFERENCE : 0.197

LAP	SECTOR 1	SECTOR 2	LAP TIME	MPH	DIFF	TIME OF DAY
1 -		27.806	1:22.474	86.38	5.458	09:43:43.411
2 -	50.426	27.346	1:17.772	91.60	0.756	09:45:01.183
3 -	50.132	27.347	1:17.479 (3)	91.95	0.463	09:46:18.662
4 -	***49.878***	27.138	***1:17.016 (1)***	***92.50***		***09:47:35.678***
5 -	50.222	27.067	1:17.289 (2)	92.18	0.273	09:48:52.967
6 -	50.361	27.287	1:17.648	91.75	0.632	09:50:10.615
7 -	50.960	***26.941***	1:17.901	91.45	0.885	09:51:28.516
8 -	50.557	27.175	1:17.732	91.65	0.716	09:52:46.248
9 -	49.935	27.790	1:17.725	91.66	0.709	09:54:03.973
10 -	51.773	27.776	1:19.549	89.56	2.533	09:55:23.522

P2 777 Mason WILLIAMS Suzuki - MoreMoto

IDEAL LAP TIME : 1:17.531 BEST LAP TIME : 1:17.531 DIFFERENCE : 0.000

LAP	SECTOR 1	SECTOR 2	LAP TIME	MPH	DIFF	TIME OF DAY
1 -		28.237	1:22.963	85.87	5.432	09:43:43.900
2 -	50.272	27.405	1:17.677 (2)	91.72	0.146	09:45:01.577
3 -	***50.131***	***27.400***	***1:17.531 (1)***	***91.89***		***09:46:19.108***
4 -	50.206	27.513	1:17.719 (3)	91.67	0.188	09:47:36.827
5 -	50.511	27.696	1:18.207	91.09	0.676	09:48:55.034
6 -	51.553	27.651	1:19.204	89.95	1.673	09:50:14.238
7 -	51.039	27.712	1:18.751	90.47	1.220	09:51:32.989
8 -	50.743	27.728	1:18.471	90.79	0.940	09:52:51.460
9 -	51.055	27.661	1:18.716	90.51	1.185	09:54:10.176
10 -	51.893	28.323	1:20.216	88.81	2.685	09:55:30.392

P3 166 James CASWELL -

IDEAL LAP TIME : 1:17.308 BEST LAP TIME : 1:17.530 DIFFERENCE : 0.222

LAP	SECTOR 1	SECTOR 2	LAP TIME	MPH	DIFF	TIME OF DAY
1 -		28.442	1:25.107	83.71	7.577	09:43:46.044
2 -	51.447	27.708	1:19.155	90.00	1.625	09:45:05.199
3 -	51.994	27.479	1:19.473	89.64	1.943	09:46:24.672
4 -	51.454	27.471	1:18.925	90.27	1.395	09:47:43.597
5 -	50.688	***27.209***	1:17.897 (2)	91.46	0.367	09:49:01.494
6 -	50.434	27.532	1:17.966 (3)	91.38	0.436	09:50:19.460
7 -	***50.099***	27.431	***1:17.530 (1)***	***91.89***		***09:51:36.990***
8 -	51.010	27.442	1:18.452	90.81	0.922	09:52:55.442
9 -	50.801	27.442	1:18.243	91.05	0.713	09:54:13.685
10 -	50.606	27.667	1:18.273	91.02	0.743	09:55:31.958

P4 47 Thomas WATSON Yamaha - Motorsportdays.com TEA Time Racing

IDEAL LAP TIME : 1:17.081 BEST LAP TIME : 1:17.732 DIFFERENCE : 0.651

LAP	SECTOR 1	SECTOR 2	LAP TIME	MPH	DIFF	TIME OF DAY
1 -		28.399	1:26.051	82.79	8.319	09:43:46.988
2 -	50.901	28.514	1:19.415	89.71	1.683	09:45:06.403
3 -	51.173	27.606	1:18.779	90.43	1.047	09:46:25.182
4 -	51.217	***27.291***	1:18.508	90.75	0.776	09:47:43.690
5 -	50.934	27.373	1:18.307 (3)	90.98	0.575	09:49:01.997
6 -	50.566	27.745	1:18.311	90.97	0.579	09:50:20.308
7 -	50.895	28.109	1:19.004	90.18	1.272	09:51:39.312
8 -	50.346	27.414	1:17.760 (2)	91.62	0.028	09:52:57.072
9 -	***49.790***	27.942	***1:17.732 (1)***	***91.65***		***09:54:14.804***
10 -	50.921	27.655	1:18.576	90.67	0.844	09:55:33.380

P5 198 Steven TOPPING Yamaha -

IDEAL LAP TIME : 1:17.791 BEST LAP TIME : 1:17.956 DIFFERENCE : 0.165

LAP	SECTOR 1	SECTOR 2	LAP TIME	MPH	DIFF	TIME OF DAY

Weather / Track : Bright / Dry

Donington Park National
Circuit Length = 1.9790 miles
Start: 09:42 Flag 09:55 End: 09:56

BMCRC - MRO Championships 2018 - Rnd 5 @ Donington Park

BMCRC Thunderbike Sport & BMCRC Rookie Minitwins

RACE 2 - SECTOR ANALYSIS

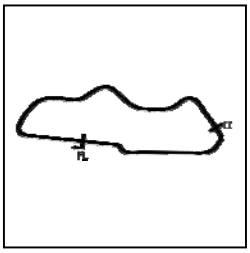

SECTOR 1 = FL to I1, SECTOR 2 = I1 to FL, DIFF = Difference To Personal Best Lap, P = Crossed Finish Line in Pit Lane, D = Time Disallowed

1 -		27.840	1:24.534		84.28	6.578	09:43:45.471
2 -	***50.397***	27.559	***1:17.956***	**(1)**	***91.39***		***09:45:03.427***
3 -	51.274	***27.394***	1:18.668	**(3)**	90.56	0.712	09:46:22.095
4 -	50.751	27.592	1:18.343	**(2)**	90.94	0.387	09:47:40.438
5 -	51.622	28.070	1:19.692		89.40	1.736	09:49:00.130
6 -	51.279	27.939	1:19.218		89.93	1.262	09:50:19.348
7 -	51.479	28.896	1:20.375		88.64	2.419	09:51:39.723
8 -	51.129	27.629	1:18.758		90.46	0.802	09:52:58.481
9 -	51.855	28.177	1:20.032		89.02	2.076	09:54:18.513
10 -	54.326	29.545	1:23.871		84.94	5.915	09:55:42.384

P6 444 Mark WILLIAMS Suzuki - Universal Motorcycle Training

IDEAL LAP TIME : 1:18.529 BEST LAP TIME : 1:18.529 DIFFERENCE : 0.000

LAP	SECTOR 1	SECTOR 2	LAP TIME		MPH	DIFF	TIME OF DAY
1 -		28.245	1:23.625		85.19	5.096	09:43:44.562
2 -	***50.809***	***27.720***	***1:18.529***	**(1)**	***90.72***		***09:45:03.091***
3 -	55.726	29.491	1:25.217		83.60	6.688	09:46:28.308
4 -	51.977	28.827	1:20.804		88.17	2.275	09:47:49.112
5 -	52.173	28.590	1:20.763		88.21	2.234	09:49:09.875
6 -	52.341	28.178	1:20.519		88.48	1.990	09:50:30.394
7 -	51.880	28.273	1:20.153		88.88	1.624	09:51:50.547
8 -	51.329	28.129	1:19.458	**(2)**	89.66	0.929	09:53:10.005
9 -	51.656	28.075	1:19.731	**(3)**	89.35	1.202	09:54:29.736
10 -	51.618	28.496	1:20.114		88.93	1.585	09:55:49.850

P7 155 Richard HARRIS Suzuki - HP Racing

IDEAL LAP TIME : 1:19.119 BEST LAP TIME : 1:19.119 DIFFERENCE : 0.000

LAP	SECTOR 1	SECTOR 2	LAP TIME		MPH	DIFF	TIME OF DAY
1 -		28.529	1:25.616		83.21	6.497	09:43:46.553
2 -	51.891	28.302	1:20.193		88.84	1.074	09:45:06.746
3 -	51.518	27.869	1:19.387	**(2)**	89.74	0.268	09:46:26.133
4 -	***51.298***	***27.821***	***1:19.119***	**(1)**	***90.04***		***09:47:45.252***
5 -	51.823	28.233	1:20.056		88.99	0.937	09:49:05.308
6 -	51.417	28.571	1:19.988		89.07	0.869	09:50:25.296
7 -	52.722	28.373	1:21.095		87.85	1.976	09:51:46.391
8 -	52.047	28.867	1:20.914		88.05	1.795	09:53:07.305
9 -	51.426	28.554	1:19.980	**(3)**	89.08	0.861	09:54:27.285
10 -	53.664	30.195	1:23.859		84.95	4.740	09:55:51.144

P8 48 Shaun WALLIS Yamaha - Watling Tyres

IDEAL LAP TIME : 1:18.796 BEST LAP TIME : 1:18.796 DIFFERENCE : 0.000

LAP	SECTOR 1	SECTOR 2	LAP TIME		MPH	DIFF	TIME OF DAY
1 -		28.776	1:27.532		81.39	8.736	09:43:48.469
2 -	53.063	28.106	1:21.169		87.77	2.373	09:45:09.638
3 -	52.725	28.011	1:20.736		88.24	1.940	09:46:30.374
4 -	52.670	28.352	1:21.022		87.93	2.226	09:47:51.396
5 -	52.496	27.995	1:20.491		88.51	1.695	09:49:11.887
6 -	53.004	27.524	1:20.528		88.47	1.732	09:50:32.415
7 -	51.923	27.943	1:19.866	**(3)**	89.20	1.070	09:51:52.281
8 -	52.043	28.268	1:20.311		88.71	1.515	09:53:12.592
9 -	***51.550***	***27.246***	***1:18.796***	**(1)**	***90.41***		***09:54:31.388***
10 -	51.825	28.003	1:19.828	**(2)**	89.24	1.032	09:55:51.216

P9 137 RMT Charlie CRAWT Suzuki - Pass Bike Motorcycle Training Ltd

IDEAL LAP TIME : 1:19.373 BEST LAP TIME : 1:19.537 DIFFERENCE : 0.164

LAP	SECTOR 1	SECTOR 2	LAP TIME		MPH	DIFF	TIME OF DAY
1 -		28.712	1:26.828		82.05	7.291	09:43:47.765
2 -	53.326	28.286	1:21.612		87.29	2.075	09:45:09.377
3 -	52.367	28.455	1:20.822		88.15	1.285	09:46:30.199
4 -	52.058	28.542	1:20.600		88.39	1.063	09:47:50.799

Weather / Track : Bright / Dry

Donington Park National
Circuit Length = 1.9790 miles
Start: 09:42 Flag 09:55 End: 09:56

BMCRC - MRO Championships 2018 - Rnd 5 @ Donington Park

BMCRC Thunderbike Sport & BMCRC Rookie Minitwins

RACE 2 - SECTOR ANALYSIS

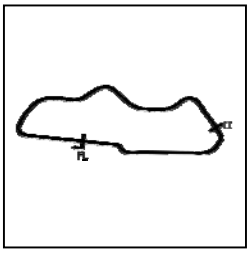

SECTOR 1 = FL to I1, SECTOR 2 = I1 to FL, DIFF = Difference To Personal Best Lap, P = Crossed Finish Line in Pit Lane, D = Time Disallowed

5 -	52.384	28.113	1:20.497	88.50	0.960	09:49:11.296
6 -	51.799	***27.738***	***1:19.537 (1)***	***89.57***		***09:50:30.833***
7 -	52.661	28.359	1:21.020	87.93	1.483	09:51:51.853
8 -	51.844	28.473	1:20.317	88.70	0.780	09:53:12.170
9 -	***51.635***	28.010	1:19.645 (2)	89.45	0.108	09:54:31.815
10 -	51.998	27.873	1:19.871 (3)	89.20	0.334	09:55:51.686

P10 26 Glynn DAVIES Suzuki -

IDEAL LAP TIME : 1:18.353 BEST LAP TIME : 1:18.665 DIFFERENCE : 0.312

LAP	SECTOR 1	SECTOR 2	LAP TIME	MPH	DIFF	TIME OF DAY
1 -		30.229	1:32.569	76.96	13.904	09:43:53.506
2 -	54.240	28.192	1:22.432	86.43	3.767	09:45:15.938
3 -	54.128	28.160	1:22.288	86.58	3.623	09:46:38.226
4 -	51.500	28.057	1:19.557	89.55	0.892	09:47:57.783
5 -	51.458	27.919	1:19.377	89.75	0.712	09:49:17.160
6 -	51.709	27.844	1:19.553	89.55	0.888	09:50:36.713
7 -	***51.056***	27.618	1:18.674 (2)	90.55	0.009	09:51:55.387
8 -	51.349	27.882	1:19.231 (3)	89.92	0.566	09:53:14.618
9 -	51.368	***27.297***	***1:18.665 (1)***	***90.56***		***09:54:33.283***
10 -	51.457	28.119	1:19.576	89.53	0.911	09:55:52.859

P11 90 Edward WATSON Suzuki - Motorsportdays.com TEA Time Racing

IDEAL LAP TIME : 1:19.939 BEST LAP TIME : 1:20.028 DIFFERENCE : 0.089

LAP	SECTOR 1	SECTOR 2	LAP TIME	MPH	DIFF	TIME OF DAY
1 -		28.781	1:26.640	82.23	6.612	09:43:47.577
2 -	52.595	28.470	1:21.065	87.88	1.037	09:45:08.642
3 -	52.473	28.527	1:21.000	87.95	0.972	09:46:29.642
4 -	52.000	28.737	1:20.737	88.24	0.709	09:47:50.379
5 -	51.747	***28.281***	***1:20.028 (1)***	***89.02***		***09:49:10.407***
6 -	***51.658***	28.876	1:20.534 (2)	88.46	0.506	09:50:30.941
7 -	52.334	28.381	1:20.715	88.26	0.687	09:51:51.656
8 -	52.225	29.310	1:21.535	87.38	1.507	09:53:13.191
9 -	52.230	28.304	1:20.534 (2)	88.46	0.506	09:54:33.725
10 -	52.974	28.548	1:21.522	87.39	1.494	09:55:55.247

P12 211 RMT Jordan WARING Suzuki - Beyond Timber Ltd

IDEAL LAP TIME : 1:20.163 BEST LAP TIME : 1:20.295 DIFFERENCE : 0.132

LAP	SECTOR 1	SECTOR 2	LAP TIME	MPH	DIFF	TIME OF DAY
1 -		28.990	1:27.297	81.61	7.002	09:43:48.234
2 -	52.329	28.792	1:21.121	87.82	0.826	09:45:09.355
3 -	52.544	28.912	1:21.456	87.46	1.161	09:46:30.811
4 -	52.164	28.961	1:21.125	87.82	0.830	09:47:51.936
5 -	***51.756***	28.629	1:20.385 (2)	88.63	0.090	09:49:12.321
6 -	52.212	28.597	1:20.809	88.16	0.514	09:50:33.130
7 -	52.332	28.680	1:21.012	87.94	0.717	09:51:54.142
8 -	51.888	***28.407***	***1:20.295 (1)***	***88.73***		***09:53:14.437***
9 -	52.229	28.489	1:20.718 (3)	88.26	0.423	09:54:35.155
10 -	53.875	29.240	1:23.115	85.72	2.820	09:55:58.270

P13 84 Ricardo BRANCO Suzuki - IMP Racing

IDEAL LAP TIME : BEST LAP TIME : 1:20.371 DIFFERENCE :

LAP	SECTOR 1	SECTOR 2	LAP TIME	MPH	DIFF	TIME OF DAY
1 -			1:26.535	82.33	6.164	09:43:47.472
2 -			1:20.776	88.20	0.405	09:45:08.248
3 -			1:21.553	87.36	1.182	09:46:29.801
4 -			1:21.008	87.94	0.637	09:47:50.809
5 -			1:20.761	88.21	0.390	09:49:11.570
6 -			***1:20.371 (1)***	***88.64***		***09:50:31.941***
7 -			1:20.623 (3)	88.36	0.252	09:51:52.564
8 -			1:20.502 (2)	88.50	0.131	09:53:13.066

Weather / Track : Bright / Dry

Donington Park National
Circuit Length = 1.9790 miles
Start: 09:42 Flag 09:55 End: 09:56

BMCRC - MRO Championships 2018 - Rnd 5 @ Donington Park

BMCRC Thunderbike Sport & BMCRC Rookie Minitwins

RACE 2 - SECTOR ANALYSIS

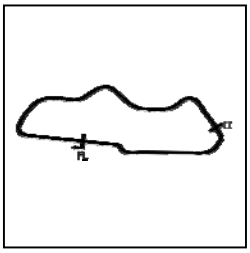

SECTOR 1 = FL to I1, SECTOR 2 = I1 to FL, DIFF = Difference To Personal Best Lap, P = Crossed Finish Line in Pit Lane, D = Time Disallowed

9 -			1:20.844	88.12	0.473	09:54:33.910
10 -			1:30.538	78.69	10.167	09:56:04.448

P14 32 Thomas WILLIAMS Honda -

IDEAL LAP TIME : 1:20.518 BEST LAP TIME : 1:20.918 DIFFERENCE : 0.400

LAP	SECTOR 1	SECTOR 2	LAP TIME	MPH	DIFF	TIME OF DAY
1 -		30.088	1:32.084	77.37	11.166	09:43:53.021
2 -	55.489	29.171	1:24.660	84.15	3.742	09:45:17.681
3 -	55.941	29.374	1:25.315	83.50	4.397	09:46:42.996
4 -	53.884	28.890	1:22.774	86.07	1.856	09:48:05.770
5 -	53.286	29.002	1:22.288	86.58	1.370	09:49:28.058
6 -	52.770	28.505	1:21.275 **(2)**	87.66	0.357	09:50:49.333
7 -	54.914	28.822	1:23.736	85.08	2.818	09:52:13.069
8 -	***52.304***	28.614	***1:20.918*** **(1)**	***88.04***		***09:53:33.987***
9 -	53.079	29.072	1:22.151	86.72	1.233	09:54:56.138
10 -	53.088	***28.214***	1:21.302 **(3)**	87.63	0.384	09:56:17.440

P15 93 William GILLMAN Honda -

IDEAL LAP TIME : 1:20.631 BEST LAP TIME : 1:21.635 DIFFERENCE : 1.004

LAP	SECTOR 1	SECTOR 2	LAP TIME	MPH	DIFF	TIME OF DAY
1 -		29.590	1:30.241	78.95	8.606	09:43:51.178
2 -	54.902	29.609	1:24.511	84.30	2.876	09:45:15.689
3 -	54.689	28.754	1:23.443	85.38	1.808	09:46:39.132
4 -	53.707	28.159	1:21.866 **(2)**	87.02	0.231	09:48:00.998
5 -	***52.791***	28.844	***1:21.635*** **(1)**	***87.27***		***09:49:22.633***
6 -	53.359	28.774	1:22.133 **(3)**	86.74	0.498	09:50:44.766
7 -	54.639	29.961	1:24.600	84.21	2.965	09:52:09.366
8 -	53.808	29.433	1:23.241	85.59	1.606	09:53:32.607
9 -	54.241	28.954	1:23.195	85.63	1.560	09:54:55.802
10 -	54.333	***27.840***	1:22.173	86.70	0.538	09:56:17.975

P16 666 R Shane BEASLEY Kawasaki -

IDEAL LAP TIME : 1:23.233 BEST LAP TIME : 1:23.597 DIFFERENCE : 0.364

LAP	SECTOR 1	SECTOR 2	LAP TIME	MPH	DIFF	TIME OF DAY
1 -		29.939	1:32.395	77.11	8.798	09:43:53.332
2 -	56.699	28.897	1:25.596	83.23	1.999	09:45:18.928
3 -	55.093	29.283	1:24.376	84.43	0.779	09:46:43.304
4 -	54.836	28.761	***1:23.597*** **(1)**	***85.22***		***09:48:06.901***
5 -	55.461	29.636	1:25.097	83.72	1.500	09:49:31.998
6 -	55.494	29.711	1:25.205	83.61	1.608	09:50:57.203
7 -	56.371	29.343	1:25.714	83.12	2.117	09:52:22.917
8 -	***54.537***	29.162	1:23.699 **(2)**	85.12	0.102	09:53:46.616
9 -	55.187	29.188	1:24.375 **(3)**	84.44	0.778	09:55:10.991
10 -	55.968	***28.696***	1:24.664	84.15	1.067	09:56:35.655

P17 66 Mark SMITH Yamaha - MHP EXHAUST`S

IDEAL LAP TIME : 1:23.817 BEST LAP TIME : 1:24.293 DIFFERENCE : 0.476

LAP	SECTOR 1	SECTOR 2	LAP TIME	MPH	DIFF	TIME OF DAY
1 -		30.742	1:32.120	77.34	7.827	09:43:53.057
2 -	***54.928***	29.430	1:24.358	84.45	0.065	09:45:17.415
3 -	55.588	29.355	1:24.943	83.87	0.650	09:46:42.358
4 -	55.173	29.171	1:24.344 **(3)**	84.47	0.051	09:48:06.702
5 -	54.930	29.799	1:24.729	84.08	0.436	09:49:31.431
6 -	55.722	29.699	1:25.421	83.40	1.128	09:50:56.852
7 -	56.126	29.774	1:25.900	82.94	1.607	09:52:22.752
8 -	55.442	***28.889***	1:24.331 **(2)**	84.48	0.038	09:53:47.083
9 -	54.952	29.341	***1:24.293*** **(1)**	***84.52***		***09:55:11.376***
10 -	55.683	29.136	1:24.819	83.99	0.526	09:56:36.195

Weather / Track : Bright / Dry

Donington Park National
Circuit Length = 1.9790 miles
Start: 09:42 Flag 09:55 End: 09:56

BMCRC - MRO Championships 2018 - Rnd 5 @ Donington Park

BMCRC Thunderbike Sport & BMCRC Rookie Minitwins

RACE 2 - SECTOR ANALYSIS

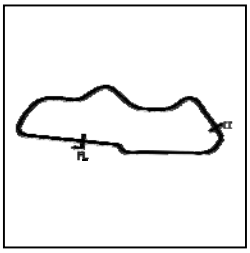

SECTOR 1 = FL to I1, SECTOR 2 = I1 to FL, DIFF = Difference To Personal Best Lap, P = Crossed Finish Line in Pit Lane, D = Time Disallowed

P18 73 Vincent LEWIN Suzuki - vinitwinracing.co.uk

IDEAL LAP TIME : 1:23.561 BEST LAP TIME : 1:23.561 DIFFERENCE : 0.000

LAP	SECTOR 1	SECTOR 2	LAP TIME	MPH	DIFF	TIME OF DAY
1 -		29.764	1:33.644	76.08	10.083	09:43:54.581
2 -	55.964	29.432	1:25.396	83.43	1.835	09:45:19.977
3 -	55.172	29.212	1:24.384 (3)	84.43	0.823	09:46:44.361
4 -	55.488	29.177	1:24.665	84.15	1.104	09:48:09.026
5 -	***54.721***	***28.840***	***1:23.561 (1)***	***85.26***		***09:49:32.587***
6 -	55.658	29.120	1:24.778	84.03	1.217	09:50:57.365
7 -	56.447	29.653	1:26.100	82.74	2.539	09:52:23.465
8 -	55.619	28.911	1:24.530	84.28	0.969	09:53:47.995
9 -	55.184	28.893	1:24.077 (2)	84.73	0.516	09:55:12.072
10 -	55.911	29.124	1:25.035	83.78	1.474	09:56:37.107

P19 131 RMT Christopher EVANS Suzuki - C.E PILATES

IDEAL LAP TIME : 1:23.935 BEST LAP TIME : 1:24.001 DIFFERENCE : 0.066

LAP	SECTOR 1	SECTOR 2	LAP TIME	MPH	DIFF	TIME OF DAY
1 -		30.511	1:32.747	76.81	8.746	09:43:53.684
2 -	55.830	30.038	1:25.868	82.97	1.867	09:45:19.552
3 -	54.939	29.430	1:24.369	84.44	0.368	09:46:43.921
4 -	54.609	29.511	1:24.120 (2)	84.69	0.119	09:48:08.041
5 -	***54.600***	29.640	1:24.240 (3)	84.57	0.239	09:49:32.281
6 -	55.716	29.610	1:25.326	83.49	1.325	09:50:57.607
7 -	55.251	30.299	1:25.550	83.28	1.549	09:52:23.157
8 -	55.092	29.465	1:24.557	84.25	0.556	09:53:47.714
9 -	54.666	***29.335***	***1:24.001 (1)***	***84.81***		***09:55:11.715***
10 -	55.948	29.708	1:25.656	83.17	1.655	09:56:37.371

P20 89 RMT Zi JONES Suzuki -

IDEAL LAP TIME : 1:23.707 BEST LAP TIME : 1:23.906 DIFFERENCE : 0.199

LAP	SECTOR 1	SECTOR 2	LAP TIME	MPH	DIFF	TIME OF DAY
1 -		30.064	1:33.275	76.38	9.369	09:43:54.212
2 -	56.130	30.250	1:26.380	82.48	2.474	09:45:20.592
3 -	54.919	29.909	1:24.828	83.98	0.922	09:46:45.420
4 -	54.948	30.260	1:25.208	83.61	1.302	09:48:10.628
5 -	55.891	31.117	1:27.008	81.88	3.102	09:49:37.636
6 -	56.122	31.167	1:27.289	81.62	3.383	09:51:04.925
7 -	55.261	30.309	1:25.570	83.26	1.664	09:52:30.495
8 -	***54.267***	29.639	***1:23.906 (1)***	***84.91***		***09:53:54.401***
9 -	54.469	***29.440***	1:23.909 (2)	84.90	0.003	09:55:18.310
10 -	54.593	29.859	1:24.452 (3)	84.36	0.546	09:56:42.762

P21 10 RMT Ashley MITCHELL Suzuki -

IDEAL LAP TIME : 1:23.624 BEST LAP TIME : 1:24.436 DIFFERENCE : 0.812

LAP	SECTOR 1	SECTOR 2	LAP TIME	MPH	DIFF	TIME OF DAY
1 -		30.244	1:33.739	76.00	9.303	09:43:54.676
2 -	56.427	30.076	1:26.503	82.36	2.067	09:45:21.179
3 -	54.707	30.729	1:25.436	83.39	1.000	09:46:46.615
4 -	55.203	29.893	1:25.096 (3)	83.72	0.660	09:48:11.711
5 -	55.822	30.244	1:26.066	82.78	1.630	09:49:37.777
6 -	55.709	29.792	1:25.501	83.32	1.065	09:51:03.278
7 -	55.104	***29.623***	1:24.727 (2)	84.08	0.291	09:52:28.005
8 -	55.489	29.894	1:25.383	83.44	0.947	09:53:53.388
9 -	55.536	30.057	1:25.593	83.23	1.157	09:55:18.981
10 -	***54.001***	30.435	***1:24.436 (1)***	***84.37***		***09:56:43.417***

P22 85 Andrew KITE Ducati - Red Rebel Racing

IDEAL LAP TIME : 1:24.146 BEST LAP TIME : 1:24.690 DIFFERENCE : 0.544

LAP	SECTOR 1	SECTOR 2	LAP TIME	MPH	DIFF	TIME OF DAY

Weather / Track : Bright / Dry

Donington Park National
Circuit Length = 1.9790 miles
Start: 09:42 Flag 09:55 End: 09:56

BMCRC - MRO Championships 2018 - Rnd 5 @ Donington Park

BMCRC Thunderbike Sport & BMCRC Rookie Minitwins

RACE 2 - SECTOR ANALYSIS

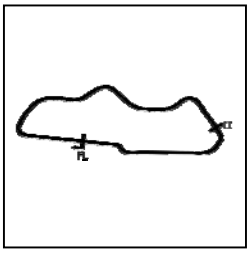

SECTOR 1 = FL to I1, SECTOR 2 = I1 to FL, DIFF = Difference To Personal Best Lap, P = Crossed Finish Line in Pit Lane, D = Time Disallowed

1 -		31.445	1:38.016		72.68	13.326	09:43:58.953
2 -	56.310	30.213	1:26.523		82.34	1.833	09:45:25.476
3 -	57.274	29.337	1:26.611		82.26	1.921	09:46:52.087
4 -	55.160	30.002	1:25.162		83.65	0.472	09:48:17.249
5 -	56.216	30.438	1:26.654		82.21	1.964	09:49:43.903
6 -	55.517	29.676	1:25.193		83.62	0.503	09:51:09.096
7 -	55.151	29.739	1:24.890	(2)	83.92	0.200	09:52:33.986
8 -	***54.984***	29.706	***1:24.690***	**(1)**	***84.12***		***09:53:58.676***
9 -	55.899	***29.162***	1:25.061	(3)	83.75	0.371	09:55:23.737

P23 62 RMT Ben MITCHELL Suzuki -

IDEAL LAP TIME : 1:25.038 BEST LAP TIME : 1:25.408 DIFFERENCE : 0.370

LAP	SECTOR 1	SECTOR 2	LAP TIME		MPH	DIFF	TIME OF DAY
1 -		31.077	1:35.950		74.25	10.542	09:43:56.887
2 -	57.535	***29.735***	1:27.270		81.63	1.862	09:45:24.157
3 -	56.070	30.428	1:26.498		82.36	1.090	09:46:50.655
4 -	55.636	30.683	1:26.319	(3)	82.53	0.911	09:48:16.974
5 -	56.851	30.594	1:27.445		81.47	2.037	09:49:44.419
6 -	55.619	30.334	1:25.953	(2)	82.88	0.545	09:51:10.372
7 -	55.566	31.056	1:26.622		82.24	1.214	09:52:36.994
8 -	***55.303***	30.105	***1:25.408***	**(1)**	***83.41***		***09:54:02.402***
9 -	56.983	30.019	1:27.002		81.89	1.594	09:55:29.404

P24 37 R Ricky WOODS Suzuki - Des Woods

IDEAL LAP TIME : 1:25.384 BEST LAP TIME : 1:25.384 DIFFERENCE : 0.000

LAP	SECTOR 1	SECTOR 2	LAP TIME		MPH	DIFF	TIME OF DAY
1 -		30.352	1:34.904		75.07	9.520	09:43:55.841
2 -	56.838	30.557	1:27.395		81.52	2.011	09:45:23.236
3 -	56.059	30.589	1:26.648	(3)	82.22	1.264	09:46:49.884
4 -	55.915	30.706	1:26.621	(2)	82.25	1.237	09:48:16.505
5 -	56.637	30.696	1:27.333		81.58	1.949	09:49:43.838
6 -	57.640	30.875	1:28.515		80.49	3.131	09:51:12.353
7 -	56.984	30.731	1:27.715		81.22	2.331	09:52:40.068
8 -	***55.310***	***30.074***	***1:25.384***	**(1)**	***83.44***		***09:54:05.452***
9 -	56.549	31.019	1:27.568		81.36	2.184	09:55:33.020

P25 83 Talan SKEELS-PIGGINS - McMillan Williams

IDEAL LAP TIME : 1:24.905 BEST LAP TIME : 1:24.905 DIFFERENCE : 0.000

LAP	SECTOR 1	SECTOR 2	LAP TIME		MPH	DIFF	TIME OF DAY
1 -		31.172	1:39.156		71.85	14.251	09:44:00.093
2 -	57.984	30.977	1:28.961		80.08	4.056	09:45:29.054
3 -	56.336	30.539	1:26.875		82.01	1.970	09:46:55.929
4 -	55.478	29.875	1:25.353	(2)	83.47	0.448	09:48:21.282
5 -	***55.359***	***29.546***	***1:24.905***	**(1)**	***83.91***		***09:49:46.187***
6 -	57.178	30.313	1:27.491		81.43	2.586	09:51:13.678
7 -	56.508	30.381	1:26.889		81.99	1.984	09:52:40.567
8 -	55.540	30.841	1:26.381		82.47	1.476	09:54:06.948
9 -	55.578	30.538	1:26.116	(3)	82.73	1.211	09:55:33.064

P26 43 Robert DAVIE Suzuki -

IDEAL LAP TIME : 1:25.652 BEST LAP TIME : 1:26.027 DIFFERENCE : 0.375

LAP	SECTOR 1	SECTOR 2	LAP TIME		MPH	DIFF	TIME OF DAY
1 -		31.068	1:38.282		72.49	12.255	09:43:59.219
2 -	58.237	31.952	1:30.189		78.99	4.162	09:45:29.408
3 -	57.625	30.591	1:28.216		80.76	2.189	09:46:57.624
4 -	58.434	31.274	1:29.708		79.42	3.681	09:48:27.332
5 -	57.484	30.596	1:28.080		80.88	2.053	09:49:55.412
6 -	56.681	30.320	1:27.001		81.89	0.974	09:51:22.413
7 -	***55.756***	30.271	***1:26.027***	**(1)**	***82.81***		***09:52:48.440***
8 -	56.334	30.463	1:26.797	(3)	82.08	0.770	09:54:15.237

Weather / Track : Bright / Dry

Donington Park National
Circuit Length = 1.9790 miles
Start: 09:42 Flag 09:55 End: 09:56

BMCRC - MRO Championships 2018 - Rnd 5 @ Donington Park

BMCRC Thunderbike Sport & BMCRC Rookie Minitwins

RACE 2 - SECTOR ANALYSIS

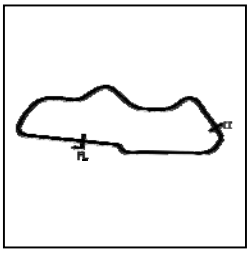

SECTOR 1 = FL to I1, SECTOR 2 = I1 to FL, DIFF = Difference To Personal Best Lap, P = Crossed Finish Line in Pit Lane, D = Time Disallowed

9 -	56.222	***29.896***	1:26.118 **(2)**	82.73	0.091	09:55:41.355

P27 44 RMT Tony PARKER Suzuki - Emerald Elevators

IDEAL LAP TIME : 1:26.072 BEST LAP TIME : 1:26.072 DIFFERENCE : 0.000

LAP	SECTOR 1	SECTOR 2	LAP TIME	MPH	DIFF	TIME OF DAY
1 -		31.816	1:40.072	71.19	14.000	09:44:01.009
2 -	58.576	31.149	1:29.725	79.40	3.653	09:45:30.734
3 -	58.860	31.604	1:30.464	78.75	4.392	09:47:01.198
4 -	58.035	31.302	1:29.337	79.75	3.265	09:48:30.535
5 -	57.476	31.145	1:28.621	80.39	2.549	09:49:59.156
6 -	57.840	30.609	1:28.449 **(3)**	80.55	2.377	09:51:27.605
7 -	57.218	30.533	1:27.751 **(2)**	81.19	1.679	09:52:55.356
8 -	***55.783***	***30.289***	***1:26.072*** **(1)**	***82.77***		***09:54:21.428***
9 -	56.840	32.157	1:28.997	80.05	2.925	09:55:50.425

P28 40 RMT Simon WILKINSON Suzuki - S P Wilkinson Engineering Ltd

IDEAL LAP TIME : 1:27.936 BEST LAP TIME : 1:27.936 DIFFERENCE : 0.000

LAP	SECTOR 1	SECTOR 2	LAP TIME	MPH	DIFF	TIME OF DAY
1 -		31.736	1:38.173	72.57	10.237	09:43:59.110
2 -	58.055	30.635	1:28.690 **(3)**	80.33	0.754	09:45:27.800
3 -	58.113	30.970	1:29.083	79.97	1.147	09:46:56.883
4 -	58.910	31.438	1:30.348	78.85	2.412	09:48:27.231
5 -	58.600	31.348	1:29.948	79.20	2.012	09:49:57.179
6 -	58.824	31.378	1:30.202	78.98	2.266	09:51:27.381
7 -	58.646	30.456	1:29.102	79.96	1.166	09:52:56.483
8 -	***57.667***	***30.269***	***1:27.936*** **(1)**	***81.02***		***09:54:24.419***
9 -	58.065	30.368	1:28.433 **(2)**	80.56	0.497	09:55:52.852

P29 182 RMT Kyle PHILLIPS Suzuki - Chief Safety Consultancy

IDEAL LAP TIME : 1:28.657 BEST LAP TIME : 1:28.657 DIFFERENCE : 0.000

LAP	SECTOR 1	SECTOR 2	LAP TIME	MPH	DIFF	TIME OF DAY
1 -		32.922	1:38.393	72.40	9.736	09:43:59.330
2 -	58.143	31.402	1:29.545	79.56	0.888	09:45:28.875
3 -	***57.479***	***31.178***	***1:28.657*** **(1)**	***80.36***		***09:46:57.532***
4 -	57.956	31.524	1:29.480 **(3)**	79.62	0.823	09:48:27.012
5 -	57.513	31.783	1:29.296 **(2)**	79.78	0.639	09:49:56.308
6 -	58.867	32.311	1:31.178	78.13	2.521	09:51:27.486
7 -	57.908	32.352	1:30.260	78.93	1.603	09:52:57.746
8 -	59.192	31.702	1:30.894	78.38	2.237	09:54:28.640
9 -	59.255	31.925	1:31.180	78.13	2.523	09:55:59.820

P30 58 R Steven ELLIS Yamaha -

IDEAL LAP TIME : 1:28.703 BEST LAP TIME : 1:29.243 DIFFERENCE : 0.540

LAP	SECTOR 1	SECTOR 2	LAP TIME	MPH	DIFF	TIME OF DAY
1 -		31.974	1:42.964	69.19	13.721	09:44:03.901
2 -	1:00.875	***30.785***	1:31.660	77.72	2.417	09:45:35.561
3 -	59.473	30.969	1:30.442 **(3)**	78.77	1.199	09:47:06.003
4 -	58.334	31.795	1:30.129 **(2)**	79.04	0.886	09:48:36.132
5 -	59.539	31.361	1:30.900	78.37	1.657	09:50:07.032
6 -	1:00.129	32.633	1:32.762	76.80	3.519	09:51:39.794
7 -	***57.918***	31.325	***1:29.243*** **(1)**	***79.83***		***09:53:09.037***
8 -	1:01.410	32.033	1:33.443	76.24	4.200	09:54:42.480
9 -	1:02.418	31.922	1:34.340	75.52	5.097	09:56:16.820

P31 289 RMT Philip HORNE Suzuki -

IDEAL LAP TIME : 1:29.319 BEST LAP TIME : 1:29.319 DIFFERENCE : 0.000

LAP	SECTOR 1	SECTOR 2	LAP TIME	MPH	DIFF	TIME OF DAY
1 -		32.214	1:43.643	68.74	14.324	09:44:04.580
2 -	1:00.997	31.815	1:32.812	76.76	3.493	09:45:37.392

Weather / Track : Bright / Dry

Donington Park National
Circuit Length = 1.9790 miles
Start: 09:42 Flag 09:55 End: 09:56

BMCRC - MRO Championships 2018 - Rnd 5 @ Donington Park

BMCRC Thunderbike Sport & BMCRC Rookie Minitwins

RACE 2 - SECTOR ANALYSIS

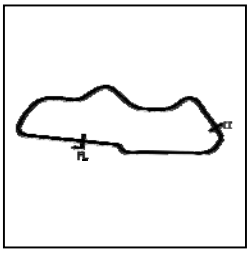

SECTOR 1 = FL to I1, SECTOR 2 = I1 to FL, DIFF = Difference To Personal Best Lap, P = Crossed Finish Line in Pit Lane, D = Time Disallowed

3 -	1:00.604	32.505	1:33.109		76.51	3.790	09:47:10.501
4 -	59.989	31.673	1:31.662		77.72	2.343	09:48:42.163
5 -	59.946	31.519	1:31.465		77.89	2.146	09:50:13.628
6 -	58.651	32.014	1:30.665	(3)	78.58	1.346	09:51:44.293
7 -	58.936	31.383	1:30.319	(2)	78.88	1.000	09:53:14.612
8 -	***58.371***	***30.948***	***1:29.319***	**(1)**	***79.76***		***09:54:43.931***
9 -	1:01.704	31.521	1:33.225		76.42	3.906	09:56:17.156

P32 33 R Mark LAWRENCE Honda - Sarky racing

IDEAL LAP TIME : 1:30.464 BEST LAP TIME : 1:30.612 DIFFERENCE : 0.148

LAP	SECTOR 1	SECTOR 2	LAP TIME		MPH	DIFF	TIME OF DAY
1 -		32.452	1:41.260		70.35	10.648	09:44:02.197
2 -	59.781	***31.762***	1:31.543	(3)	77.82	0.931	09:45:33.740
3 -	1:00.453	32.158	1:32.611		76.93	1.999	09:47:06.351
4 -	58.933	31.987	1:30.920	(2)	78.36	0.308	09:48:37.271
5 -	***58.702***	31.910	***1:30.612***	**(1)**	***78.62***		***09:50:07.883***
6 -	59.498	42.540	1:42.038		69.82	11.426	09:51:49.921
7 -	59.572	32.713	1:32.285		77.20	1.673	09:53:22.206
8 -	59.648	32.122	1:31.770		77.63	1.158	09:54:53.976
9 -	59.213	32.450	1:31.663		77.72	1.051	09:56:25.639

P33 6 RMT Andrew FIRTH Suzuki -

IDEAL LAP TIME : 1:32.895 BEST LAP TIME : 1:33.553 DIFFERENCE : 0.658

LAP	SECTOR 1	SECTOR 2	LAP TIME		MPH	DIFF	TIME OF DAY
1 -		***31.733***	1:42.090		69.78	8.537	09:44:03.027
2 -	1:01.223	32.330	***1:33.553***	**(1)**	***76.15***		***09:45:36.580***
3 -	***1:01.162***	32.395	1:33.557	(2)	76.15	0.004	09:47:10.137
4 -	1:02.560	33.060	1:35.620		74.50	2.067	09:48:45.757
5 -	1:01.545	32.242	1:33.787	(3)	75.96	0.234	09:50:19.544
6 -	1:01.323	33.459	1:34.782		75.16	1.229	09:51:54.326
7 -	1:01.733	32.307	1:34.040		75.76	0.487	09:53:28.366
8 -	1:02.337	32.147	1:34.484		75.40	0.931	09:55:02.850
9 -	1:01.439	33.210	1:34.649		75.27	1.096	09:56:37.499

P34 126 R Damien LECHAUVE KTM -

IDEAL LAP TIME : 1:36.732 BEST LAP TIME : 1:36.859 DIFFERENCE : 0.127

LAP	SECTOR 1	SECTOR 2	LAP TIME		MPH	DIFF	TIME OF DAY
1 -		35.460	1:48.833		65.46	11.974	09:44:09.770
2 -	1:04.241	35.587	1:39.828		71.36	2.969	09:45:49.598
3 -	1:04.233	34.541	1:38.774		72.13	1.915	09:47:28.372
4 -	1:02.853	34.519	1:37.372	(2)	73.16	0.513	09:49:05.744
5 -	1:03.924	34.547	1:38.471	(3)	72.35	1.612	09:50:44.215
6 -	***1:02.556***	34.303	***1:36.859***	**(1)**	***73.55***		***09:52:21.074***
7 -	1:04.497	***34.176***	1:38.673		72.20	1.814	09:53:59.747
8 -	1:04.247	34.527	1:38.774		72.13	1.915	09:55:38.521

P35 147 R Matthew MAY Honda - Tilehurst Glass Racing

IDEAL LAP TIME : 1:24.798 BEST LAP TIME : 1:25.404 DIFFERENCE : 0.606

LAP	SECTOR 1	SECTOR 2	LAP TIME		MPH	DIFF	TIME OF DAY
1 -		30.717	1:36.056		74.17	10.652	09:43:56.993
2 -	57.767	30.131	1:27.898		81.05	2.494	09:45:24.891
3 -	56.981	30.640	1:27.621		81.31	2.217	09:46:52.512
4 -	57.079	30.426	1:27.505		81.41	2.101	09:48:20.017
5 -	56.975	30.067	1:27.042	(3)	81.85	1.638	09:49:47.059
6 -	57.351	30.492	1:27.843		81.10	2.439	09:51:14.902
7 -	55.822	***29.582***	***1:25.404***	**(1)**	***83.42***		***09:52:40.306***
8 -	***55.216***	30.468	1:25.684	(2)	83.15	0.280	09:54:05.990

Weather / Track : Bright / Dry

Donington Park National
Circuit Length = 1.9790 miles
Start: 09:42 Flag 09:55 End: 09:56

BMCRC - MRO Championships 2018 - Rnd 5 @ Donington Park

BMCRC Thunderbike Sport & BMCRC Rookie Minitwins

RACE 2 - SECTOR ANALYSIS

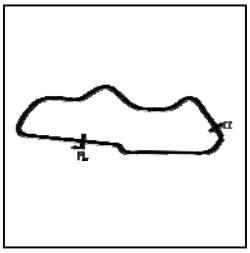

SECTOR 1 = FL to I1, SECTOR 2 = I1 to FL, DIFF = Difference To Personal Best Lap, P = Crossed Finish Line in Pit Lane, D = Time Disallowed

P36 181 RMT Robert FRANKLIN Suzuki - RCF GARDENS

IDEAL LAP TIME : 1:22.146 BEST LAP TIME : 1:22.146 DIFFERENCE : 0.000

LAP	SECTOR 1	SECTOR 2	LAP TIME	MPH	DIFF	TIME OF DAY
1 -		29.999	1:30.854	78.41	8.708	09:43:51.791
2 -	53.795	29.563	1:23.358 **(3)**	85.47	1.212	09:45:15.149
3 -	54.017	29.390	1:23.407	85.42	1.261	09:46:38.556
4 -	53.482	29.321	1:22.803 **(2)**	86.04	0.657	09:48:01.359
5 -	***53.301***	***28.845***	***1:22.146*** **(1)**	***86.73***		***09:49:23.505***

P37 9 RMT Andrew WATSON Suzuki - TEA Time Racing

IDEAL LAP TIME : 1:25.517 BEST LAP TIME : 1:25.517 DIFFERENCE : 0.000

LAP	SECTOR 1	SECTOR 2	LAP TIME	MPH	DIFF	TIME OF DAY
1 -		30.304	1:36.472	73.85	10.955	09:43:57.409
2 -	57.272	30.203	1:27.475 **(2)**	81.44	1.958	09:45:24.884
3 -	***55.760***	***29.757***	***1:25.517*** **(1)**	***83.31***		***09:46:50.401***

P38 81 Malvern MAY Ducati -

IDEAL LAP TIME : BEST LAP TIME : DIFFERENCE :

LAP	SECTOR 1	SECTOR 2	LAP TIME	MPH	DIFF	TIME OF DAY
1 -		***IN PIT***	1:23.868 **P**	84.95		09:43:44.805

Weather / Track : Bright / Dry

Donington Park National
Circuit Length = 1.9790 miles
Start: 09:42 Flag 09:55 End: 09:56

BMCRC - MRO Championships 2018 - Rnd 5 @ Donington Park

BMCRC Thunderbike Sport & BMCRC Rookie Minitwins

RACE 2 - BEST SECTORS

	SECTOR 1			SECTOR 2			IDEAL / BEST COMPARISON					
POS	NO	NAME	TIME	NO	NAME	TIME	POS	NO	NAME	IDEAL	BEST	DIFF
									PERFECT LAP	1:16.731		
1	47	WATSON	**49.790**	30	HARLAND	**26.941**	1	30	HARLAND	1:16.819	1:17.016	0.197
2	30	HARLAND	**49.878**	166	CASWELL	**27.209**	2	47	WATSON	1:17.081	1:17.732	0.651
3	166	CASWELL	**50.099**	48	WALLIS	**27.246**	3	166	CASWELL	1:17.308	1:17.530	0.222
4	777	WILLIAMS	**50.131**	47	WATSON	**27.291**	4	777	WILLIAMS	1:17.531	1:17.531	0.000
5	198	TOPPING	**50.397**	26	DAVIES	**27.297**	5	198	TOPPING	1:17.791	1:17.956	0.165
6	444	WILLIAMS	**50.809**	198	TOPPING	**27.394**	6	26	DAVIES	1:18.353	1:18.665	0.312
7	26	DAVIES	**51.056**	777	WILLIAMS	**27.400**	7	444	WILLIAMS	1:18.529	1:18.529	0.000
8	155	HARRIS	**51.298**	444	WILLIAMS	**27.720**	8	48	WALLIS	1:18.796	1:18.796	0.000
9	48	WALLIS	**51.550**	137	CRAWT	**27.738**	9	155	HARRIS	1:19.119	1:19.119	0.000
10	137	CRAWT	**51.635**	155	HARRIS	**27.821**	10	137	CRAWT	1:19.373	1:19.537	0.164
11	90	WATSON	**51.658**	93	GILLMAN	**27.840**	11	90	WATSON	1:19.939	1:20.028	0.089
12	211	WARING	**51.756**	32	WILLIAMS	**28.214**	12	211	WARING	1:20.163	1:20.295	0.132
13	32	WILLIAMS	**52.304**	90	WATSON	**28.281**	13	32	WILLIAMS	1:20.518	1:20.918	0.400
14	93	GILLMAN	**52.791**	211	WARING	**28.407**	14	93	GILLMAN	1:20.631	1:21.635	1.004
15	181	FRANKLIN	**53.301**	666	BEASLEY	**28.696**	15	181	FRANKLIN	1:22.146	1:22.146	0.000
16	10	MITCHELL	**54.001**	73	LEWIN	**28.840**	16	666	BEASLEY	1:23.233	1:23.597	0.364
17	89	JONES	**54.267**	181	FRANKLIN	**28.845**	17	73	LEWIN	1:23.561	1:23.561	0.000
18	666	BEASLEY	**54.537**	66	SMITH	**28.889**	18	10	MITCHELL	1:23.624	1:24.436	0.812
19	131	EVANS	**54.600**	85	KITE	**29.162**	19	89	JONES	1:23.707	1:23.906	0.199
20	73	LEWIN	**54.721**	131	EVANS	**29.335**	20	66	SMITH	1:23.817	1:24.293	0.476
21	66	SMITH	**54.928**	89	JONES	**29.440**	21	131	EVANS	1:23.935	1:24.001	0.066
22	85	KITE	**54.984**	83	SKEELS-PIGGINS	**29.546**	22	85	KITE	1:24.146	1:24.690	0.544
23	147	MAY	**55.216**	147	MAY	**29.582**	23	147	MAY	1:24.798	1:25.404	0.606
24	62	MITCHELL	**55.303**	10	MITCHELL	**29.623**	24	83	SKEELS-PIGGINS	1:24.905	1:24.905	0.000
25	37	WOODS	**55.310**	62	MITCHELL	**29.735**	25	62	MITCHELL	1:25.038	1:25.408	0.370
26	83	SKEELS-PIGGINS	**55.359**	9	WATSON	**29.757**	26	37	WOODS	1:25.384	1:25.384	0.000
27	43	DAVIE	**55.756**	43	DAVIE	**29.896**	27	9	WATSON	1:25.517	1:25.517	0.000
28	9	WATSON	**55.760**	37	WOODS	**30.074**	28	43	DAVIE	1:25.652	1:26.027	0.375
29	44	PARKER	**55.783**	40	WILKINSON	**30.269**	29	44	PARKER	1:26.072	1:26.072	0.000
30	182	PHILLIPS	**57.479**	44	PARKER	**30.289**	30	40	WILKINSON	1:27.936	1:27.936	0.000
31	40	WILKINSON	**57.667**	58	ELLIS	**30.785**	31	182	PHILLIPS	1:28.657	1:28.657	0.000
32	58	ELLIS	**57.918**	289	HORNE	**30.948**	32	58	ELLIS	1:28.703	1:29.243	0.540
33	289	HORNE	**58.371**	182	PHILLIPS	**31.178**	33	289	HORNE	1:29.319	1:29.319	0.000
34	33	LAWRENCE	**58.702**	6	FIRTH	**31.733**	34	33	LAWRENCE	1:30.464	1:30.612	0.148
35	6	FIRTH	**1:01.162**	33	LAWRENCE	**31.762**	35	6	FIRTH	1:32.895	1:33.553	0.658
36	126	LECHAUVE	**1:02.556**	126	LECHAUVE	**34.176**	36	126	LECHAUVE	1:36.732	1:36.859	0.127
37							37	84	BRANCO		1:20.371	
38							38	81	MAY			

Weather / Track : Bright / Dry

Donington Park National
Circuit Length = 1.9790 miles
Start: 09:42 Flag 09:55 End: 09:56

Results can be found at www.tsl-timing.com

Printed - 09:58 Sunday, 17 June 2018

BMCRC - MRO Championships 2018 - Rnd 5 @ Donington Park

BMCRC Thunderbike Sport & BMCRC Rookie Minitwins

RACE 13 - GRID (10 Laps) - AMENDED

ROW 14					1:24.905	40	83	Talan SKEELS-PIGGINS
ROW 13	39	167	Mike DEVALL	38	0	Luke STANLEY	37	81 Malvern MAY
ROW 12	1:36.859 36	126	Damien LECHAUVE	1:33.553 35	6	Andrew FIRTH	1:30.612 34	33 Mark LAWRENCE
ROW 11	1:29.319 33	289	Philip HORNE	1:29.243 32	58	Steven ELLIS	1:28.657 31	182 Kyle PHILLIPS
ROW 10	1:27.936 30	40	Simon WILKINSON	1:26.072 29	44	Tony PARKER	1:26.027 28	43 Robert DAVIE
ROW 9	1:25.517 27	9	Andrew WATSON	1:25.408 26	62	Ben MITCHELL	1:25.404 25	147 Matthew MAY
ROW 8	1:25.384 24	37	Ricky WOODS	1:24.690 23	85	Andrew KITE	1:24.436 22	10 Ashley MITCHELL
ROW 7	1:24.293 21	66	Mark SMITH	1:24.001 20	131	Christopher EVANS	1:23.906 19	89 Zi JONES
ROW 6	1:23.597 18	666	Shane BEASLEY	1:23.561 17	73	Vincent LEWIN	1:22.146 16	181 Robert FRANKLIN
ROW 5	1:21.635 15	93	William GILLMAN	1:20.918 14	32	Thomas WILLIAMS	1:20.371 13	84 Ricardo BRANCO
ROW 4	1:20.295 12	211	Jordan WARING	1:20.028 11	90	Edward WATSON	1:19.537 10	137 Charlie CRAWT
ROW 3	1:19.119 9	155	Richard HARRIS	1:18.796 8	48	Shaun WALLIS	1:18.665 7	26 Glynn DAVIES
ROW 2	1:18.529 6	444	Mark WILLIAMS	1:17.956 5	198	Steven TOPPING	1:17.732 4	47 Thomas WATSON
ROW 1	1:17.531 3	777	Mason WILLIAMS	1:17.530 2	166	James CASWELL	1:17.016 1	30 Alan HARLAND

Pole

Donington Park National
Circuit Length = 1.9790 miles

These results are provisional until the conclusion of any judicial and technical matters.

Clerk Of Course :		Timekeeper :

Results can be found at www.tsl-timing.com

Printed - 10:55 Sunday, 17 June 2018

BMCRC - MRO Championships 2018 - Rnd 5 @ Donington Park

BMCRC Thunderbike Sport & BMCRC Rookie Minitwins

RACE 13 - CLASSIFICATION

POS	NO	CL	PIC	NAME	ENTRY	LAPS	TIME	GAP	DIFF	MPH	BEST	ON
1	**30**		1	Alan HARLAND	Yamaha -	**10**	13:01.724			90.96	**1:17.124**	3
2	**47**		2	Thomas WATSON	Yamaha - Motorsportdays.com TEA Time Racing	**10**	13:02.940	**1.216**	1.216	90.82	**1:16.810**	9
3	**444**		3	Mark WILLIAMS	Suzuki - Universal Motorcycle Training	**10**	13:03.445	**1.721**	0.505	90.76	**1:16.966**	9
4	**26**		4	Glynn DAVIES	Suzuki -	**10**	13:03.624	**1.900**	0.179	90.74	**1:17.237**	3
5	**81**		5	Malvern MAY	Ducati -	**10**	13:26.741	**25.017**	23.117	88.14	**1:18.285**	10
6	**48**		6	Shaun WALLIS	Yamaha - Watling Tyres	**10**	13:31.468	**29.744**	4.727	87.63	**1:19.701**	10
7	**84**		7	Ricardo BRANCO	Suzuki - IMP Racing	**10**	13:31.543	**29.819**	0.075	87.62	**1:18.831**	10
8	**155**		8	Richard HARRIS	Suzuki - HP Racing	**10**	13:31.677	**29.953**	0.134	87.60	**1:19.302**	9
9	**90**		9	Edward WATSON	Suzuki - Motorsportdays.com TEA Time Racing	**10**	13:32.950	**31.226**	1.273	87.47	**1:19.609**	7
10	**137**	RMT	1	Charlie CRAWT	Suzuki - Pass Bike Motorcycle Training Ltd	**10**	13:35.345	**33.621**	2.395	87.21	**1:19.801**	7
11	**211**	RMT	2	Jordan WARING	Suzuki - Beyond Timber Ltd	**10**	13:42.428	**40.704**	7.083	86.46	**1:20.173**	8
12	**93**		10	William GILLMAN	Honda -	**10**	13:43.040	**41.316**	0.612	86.39	**1:21.059**	2
13	**73**		11	Vincent LEWIN	Suzuki - vinitwinracing.co.uk	**10**	13:52.557	**50.833**	9.517	85.41	**1:22.270**	2
14	**66**		12	Mark SMITH	Yamaha - MHP EXHAUST`S	**10**	13:55.931	**54.207**	3.374	85.06	**1:21.871**	8
15	**32**		13	Thomas WILLIAMS	Honda -	**10**	13:56.998	**55.274**	1.067	84.95	**1:21.135**	10
16	**181**	RMT	3	Robert FRANKLIN	Suzuki - RCF GARDENS	**10**	14:00.511	**58.787**	3.513	84.60	**1:21.865**	6
17	**83**		14	Talan SKEELS-PIGGINS	- McMillan Williams	**10**	14:02.537	**1:00.813**	2.026	84.39	**1:21.723**	6
18	**131**	RMT	4	Christopher EVANS	Suzuki - C.E PILATES	**10**	14:02.961	**1:01.237**	0.424	84.35	**1:22.849**	6
19	**666**	R	1	Shane BEASLEY	Kawasaki -	**10**	14:13.701	**1:11.977**	10.740	83.29	**1:23.382**	10
20	**89**	RMT	5	Zi JONES	Suzuki -	**10**	14:15.696	**1:13.972**	1.995	83.10	**1:23.444**	9
21	**10**	RMT	6	Ashley MITCHELL	Suzuki -	**10**	14:18.123	**1:16.399**	2.427	82.86	**1:24.099**	10
22	**62**	RMT	7	Ben MITCHELL	Suzuki -	**10**	14:18.409	**1:16.685**	0.286	82.83	**1:24.379**	9
23	**85**		15	Andrew KITE	Ducati - Red Rebel Racing	**10**	14:21.815	**1:20.091**	3.406	82.51	**1:23.847**	10
24	**37**	R	2	Ricky WOODS	Suzuki - Des Woods	**9**	13:07.163	**1 Lap**	1 Lap	81.28	**1:25.384**	7
25	**43**		16	Robert DAVIE	Suzuki -	**9**	13:07.183	**1 Lap**	0.020	81.28	**1:25.180**	7
26	**9**	RMT	8	Andrew WATSON	Suzuki - TEA Time Racing	**9**	13:16.746	**1 Lap**	9.563	80.30	**1:26.065**	2
27	**182**	RMT	9	Kyle PHILLIPS	Suzuki - Chief Safety Consultancy	**9**	13:31.899	**1 Lap**	15.153	78.80	**1:26.824**	7
28	**58**	R	3	Steven ELLIS	Yamaha -	**9**	13:50.139	**1 Lap**	18.240	77.07	**1:29.292**	7
29	**44**	RMT	10	Tony PARKER	Suzuki - Emerald Elevators	**9**	13:50.233	**1 Lap**	0.094	77.06	**1:28.881**	9
30	**40**	RMT	11	Simon WILKINSON	Suzuki - S P Wilkinson Engineering Ltd	**9**	13:51.086	**1 Lap**	0.853	76.98	**1:29.575**	8
31	**289**	RMT	12	Philip HORNE	Suzuki -	**9**	13:51.361	**1 Lap**	0.275	76.96	**1:29.307**	9
32	**6**	RMT	13	Andrew FIRTH	Suzuki -	**9**	13:56.293	**1 Lap**	4.932	76.51	**1:30.667**	7
33	**33**	R	4	Mark LAWRENCE	Honda - Sarky racing	**9**	14:16.135	**1 Lap**	19.842	74.73	**1:32.415**	5
34	**126**	R	5	Damien LECHAUVE	KTM -	**8**	14:03.624	**2 Laps**	1 Lap	67.40	**1:35.897**	6
					NOT CLASSIFIED							
DNF	**147**	R		Matthew MAY	Honda - Tilehurst Glass Racing	**3**	4:47.510	**7 Laps**	5 Laps	73.86	**1:32.801**	2
DNF	**198**			Steven TOPPING	Yamaha -	**0**						

FASTEST LAP

47		Thomas WATSON	Yamaha - Motorsportdays.com TEA Time Racing	**9**	1:16.810	92.75 mph	149.27 kph
137	RMT	Charlie CRAWT	Suzuki - Pass Bike Motorcycle Training Ltd	**7**	1:19.801	89.28 mph	143.68 kph
666	R	Shane BEASLEY	Kawasaki -	**10**	1:23.382	85.44 mph	137.51 kph

Class - 92.5% of Race Speed = 84.13 mph
Class RMT - 92.5% of Race Speed = 80.66 mph
Class R - 92.5% of Race Speed = 77.04 mph

Donington Park National
Circuit Length = 1.9790 miles
Start: 14:23 Flag 14:36 End: 14:37

Weather / Track : Bright / Dry
These results are provisional until the conclusion of any judicial and technical matters.

Clerk Of Course :		Timekeeper :

Results can be found at www.tsl-timing.com

Printed - 14:37 Sunday, 17 June 2018

BMCRC - MRO Championships 2018 - Rnd 5 @ Donington Park

BMCRC Thunderbike Sport & BMCRC Rookie Minitwins

RACE 13 - LAP CHART

LAP 1 @ 14:24:29.902

NO	BEHIND	LAP TIME
26		1:21.226
30	0.843	1:22.069
444	1.224	1:22.450
47	2.804	1:24.030
137	4.132	1:25.358
155	4.400	1:25.626
48	4.490	1:25.716
84	4.628	1:25.854
90	5.527	1:26.753
93	5.540	1:26.766
73	6.876	1:28.102
66	8.567	1:29.793
181	8.665	1:29.891
81	8.769	1:29.995
131	10.282	1:31.508
32	10.637	1:31.863
89	10.751	1:31.977
666	10.961	1:32.187
10	11.904	1:33.130
62	12.253	1:33.479
37	13.667	1:34.893
211	13.842	1:35.068
83	14.684	1:35.910
9	14.914	1:36.140
85	15.291	1:36.517
182	16.477	1:37.703
147	18.243	1:39.469
43	18.338	1:39.564
44	19.037	1:40.263
289	20.170	1:41.396
33	20.374	1:41.600
40	20.590	1:41.816
6	21.393	1:42.619
58	21.478	1:42.704

LAP 2 @ 14:25:48.336

NO	BEHIND	LAP TIME
30		1:17.591
26	0.231	1:18.665
444	0.967	1:18.177
126	1 Lap	2:41.175
47	3.329	1:18.959
137	6.672	1:20.974
155	6.869	1:20.903
48	7.065	1:21.009
84	7.235	1:21.041
90	7.731	1:20.638
93	8.165	1:21.059
81	10.626	1:20.291
73	10.712	1:22.270
66	14.223	1:24.090
181	15.176	1:24.945
131	15.343	1:23.495
32	15.843	1:23.640
666	16.233	1:23.706
211	16.532	1:21.124
89	17.261	1:24.944
10	18.586	1:25.116
62	18.966	1:25.147
83	20.028	1:23.778
37	21.962	1:26.729
9	22.545	1:26.065
85	22.873	1:26.016
43	26.107	1:26.203
182	27.520	1:29.477
147	32.610	1:32.801
44	32.815	1:32.212
289	33.482	1:31.746
40	34.577	1:32.421
33	34.583	1:32.643
58	34.634	1:31.590
6	35.537	1:32.578

LAP 3 @ 14:27:05.460

NO	BEHIND	LAP TIME
30		1:17.124
26	0.344	1:17.237
444	2.167	1:18.324
47	4.542	1:18.337
137	11.366	1:21.818
48	12.035	1:22.094
155	12.460	1:22.715
84	12.667	1:22.556
81	13.413	1:19.911
90	13.743	1:23.136
93	14.268	1:23.227
73	16.135	1:22.547
66	20.980	1:23.881
126	1 Lap	1:36.657
181	21.669	1:23.617
211	21.773	1:22.365
131	21.813	1:23.594
32	23.902	1:25.183
666	25.249	1:26.140
89	26.011	1:25.874
83	26.290	1:23.386
10	26.423	1:24.961
62	26.986	1:25.144
37	31.494	1:26.656
9	32.197	1:26.776
85	32.478	1:26.729
43	35.363	1:26.380
182	40.810	1:30.414
44	48.474	1:32.783
58	48.574	1:31.064
289	48.813	1:32.455
40	49.097	1:31.644
147	50.726	1:35.240 P
6	51.493	1:33.080
33	51.752	1:34.293

LAP 4 @ 14:28:23.441

NO	BEHIND	LAP TIME
26		1:17.637
30	0.215	1:18.196
444	1.892	1:17.706
47	3.739	1:17.178
155	14.578	1:20.099
81	15.264	1:19.832
137	15.361	1:21.976
48	15.502	1:21.448
84	15.910	1:21.224
90	16.539	1:20.777
93	18.248	1:21.961
73	21.469	1:23.315
211	24.299	1:20.507
66	26.444	1:23.445
181	26.889	1:23.201
131	27.393	1:23.561
32	30.671	1:24.750
83	32.882	1:24.573
666	33.351	1:26.083
89	34.308	1:26.278
10	34.507	1:26.065
62	35.240	1:26.235
85	40.797	1:26.300
126	1 Lap	1:37.901
37	41.036	1:27.523
9	41.707	1:27.491
43	43.253	1:25.871
182	53.174	1:30.345
58	1:02.177	1:31.584
44	1:02.905	1:32.412
40	1:03.205	1:32.089
289	1:04.015	1:33.183
6	1:05.416	1:31.904
33	1:06.257	1:32.486

LAP 5 @ 14:29:41.251

NO	BEHIND	LAP TIME
30		1:17.595
26	0.351	1:18.161
444	2.239	1:18.157
47	3.673	1:17.744
81	16.354	1:18.900
155	17.098	1:20.330
48	18.509	1:20.817
84	19.030	1:20.930
137	19.351	1:21.800
90	19.578	1:20.849
93	21.896	1:21.458
211	26.743	1:20.254
73	26.843	1:23.184
66	31.949	1:23.315
181	32.635	1:23.556
131	33.090	1:23.507
32	35.264	1:22.403
83	37.113	1:22.041
666	40.196	1:24.655
10	41.312	1:24.615
89	41.547	1:25.049
62	41.899	1:24.469
85	48.389	1:25.402
37	49.776	1:26.550
9	51.334	1:27.437
43	51.877	1:26.434
126	1 Lap	1:37.318
182	1:05.215	1:29.851
58	1:16.390	1:32.023
40	1:17.290	1:31.895
289	1:17.886	1:31.681

LAP 6 @ 14:30:59.248

NO	BEHIND	LAP TIME
30		1:17.997
44	1 Lap	1:33.173
26	0.282	1:17.928
6	1 Lap	1:31.805
444	2.302	1:18.060
47	2.703	1:17.027
33	1 Lap	1:32.415
81	17.418	1:19.061
155	18.576	1:19.475
48	20.790	1:20.278
84	21.194	1:20.161
137	21.591	1:20.237
90	22.021	1:20.440
93	25.121	1:21.222
211	29.489	1:20.743
73	32.013	1:23.167
66	35.846	1:21.894
181	36.503	1:21.865
131	37.942	1:22.849
32	38.461	1:21.194
83	40.839	1:21.723
666	47.268	1:25.069
10	48.775	1:25.460
89	49.131	1:25.581
62	49.540	1:25.638
85	54.789	1:24.397
37	58.395	1:26.616
43	59.452	1:25.572
9	1:00.507	1:27.170
182	1:17.059	1:29.841

LAP 7 @ 14:32:16.861

NO	BEHIND	LAP TIME
30		1:17.613
26	1.128	1:18.459
126	2 Laps	1:37.439
47	3.088	1:17.998
444	3.466	1:18.777
58	1 Lap	1:31.860
289	1 Lap	1:30.573
40	1 Lap	1:31.402
44	1 Lap	1:31.254
6	1 Lap	1:30.894
81	19.769	1:19.964
155	20.523	1:19.560
33	1 Lap	1:35.548
48	23.100	1:19.923
84	23.166	1:19.585
137	23.779	1:19.801
90	24.017	1:19.609
93	29.476	1:21.968
211	32.538	1:20.662
73	36.995	1:22.595
66	40.631	1:22.398
181	41.490	1:22.600
32	42.003	1:21.155
131	44.400	1:24.071
83	45.562	1:22.336
666	54.178	1:24.523
10	55.274	1:24.112
89	56.054	1:24.536
62	56.585	1:24.658
85	1:01.586	1:24.410
37	1:06.166	1:25.384
43	1:07.019	1:25.180
9	1:10.462	1:27.568

LAP 8 @ 14:33:34.424

NO	BEHIND	LAP TIME
30		1:17.563
26	1.521	1:17.956
47	2.647	1:17.122
444	3.214	1:17.311
182	1 Lap	1:26.824
126	2 Laps	1:35.897
81	23.371	1:21.165
155	23.932	1:20.972
58	1 Lap	1:29.292
40	1 Lap	1:29.838
289	1 Lap	1:30.320
48	25.608	1:20.071
44	1 Lap	1:29.338
84	25.991	1:20.388
90	26.590	1:20.136
137	27.277	1:21.061
6	1 Lap	1:30.667
93	33.201	1:21.288
211	35.148	1:20.173
73	42.010	1:22.578
33	1 Lap	1:39.011
66	44.939	1:21.871
181	46.508	1:22.581
32	47.139	1:22.699
131	49.845	1:23.008
83	50.323	1:22.324
666	1:01.024	1:24.409
89	1:02.306	1:23.815
10	1:03.581	1:25.870
62	1:03.646	1:24.624
85	1:08.160	1:24.137
37	1:14.355	1:25.752
43	1:14.910	1:25.454

LAP 9 @ 14:34:51.742

NO	BEHIND	LAP TIME
30		1:17.318
47	2.139	1:16.810
26	2.362	1:18.159
444	2.862	1:16.966
9	1 Lap	1:28.925
182	1 Lap	1:28.207
81	25.390	1:19.337
155	25.916	1:19.302
48	28.701	1:20.411
84	29.646	1:20.973
90	30.109	1:20.837
137	31.749	1:21.790
58	1 Lap	1:29.618
40	1 Lap	1:29.575
93	37.629	1:21.746
211	38.178	1:20.348
44	1 Lap	1:29.917
289	1 Lap	1:30.700
126	2 Laps	1:36.822
6	1 Lap	1:30.932
73	47.104	1:22.412
66	49.714	1:22.093
32	52.797	1:22.976
181	53.017	1:23.827
83	56.472	1:23.467
131	57.006	1:24.479
33	1 Lap	1:34.553
666	1:07.253	1:23.547
89	1:08.432	1:23.444
62	1:10.707	1:24.379

Donington Park National
Circuit Length = 1.9790 miles
Start: 14:23 Flag 14:36 End: 14:37

Weather / Track : Bright / Dry

BMCRC - MRO Championships 2018 - Rnd 5 @ Donington Park

BMCRC Thunderbike Sport & BMCRC Rookie Minitwins

RACE 13 - LAP CHART

10	1:10.958	1:24.695
85	1:14.902	1:24.060

LAP 10 **@ 14:36:10.400**

NO	BEHIND	LAP TIME
30		1:18.658
47	1.216	1:17.735
444	1.721	1:17.517
26	1.900	1:18.196
37	1 Lap	1:27.060
43	1 Lap	1:26.525
9	1 Lap	1:29.174
81	25.017	1:18.285
48	29.744	1:19.701
84	29.819	1:18.831
155	29.953	1:22.695
182	1 Lap	1:29.237
90	31.226	1:19.775
137	33.621	1:20.530
211	40.704	1:21.184
93	41.316	1:22.345
58	1 Lap	1:30.404
44	1 Lap	1:28.881
40	1 Lap	1:30.406
289	1 Lap	1:29.307
73	50.833	1:22.387
66	54.207	1:23.151
6	1 Lap	1:31.814
32	55.274	1:21.135
181	58.787	1:24.428
83	1:00.813	1:22.999
131	1:01.237	1:22.889
126	2 Laps	1:40.415
666	1:11.977	1:23.382
89	1:13.972	1:24.198
33	1 Lap	1:33.586
10	1:16.399	1:24.099
62	1:16.685	1:24.636
85	1:20.091	1:23.847

Weather / Track : Bright / Dry

Donington Park National
Circuit Length = 1.9790 miles
Start: 14:23 Flag 14:36 End: 14:37

BMCRC - MRO Championships 2018 - Rnd 5 @ Donington Park

BMCRC Thunderbike Sport & BMCRC Rookie Minitwins

RACE 13 - SECTOR ANALYSIS

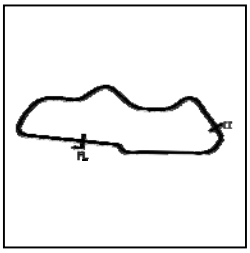

SECTOR 1 = FL to I1, SECTOR 2 = I1 to FL, DIFF = Difference To Personal Best Lap, P = Crossed Finish Line in Pit Lane, D = Time Disallowed

P1 30 Alan HARLAND Yamaha -

IDEAL LAP TIME : 1:16.999 BEST LAP TIME : 1:17.124 DIFFERENCE : 0.125

LAP	SECTOR 1	SECTOR 2	LAP TIME	MPH	DIFF	TIME OF DAY
1 -		27.833	1:22.069	86.81	4.945	14:24:30.745
2 -	50.092	27.499	1:17.591	91.82	0.467	14:25:48.336
3 -	***49.954***	27.170	***1:17.124*** **(1)**	***92.37***		***14:27:05.460***
4 -	50.893	27.303	1:18.196	91.11	1.072	14:28:23.656
5 -	50.224	27.371	1:17.595	91.81	0.471	14:29:41.251
6 -	50.106	27.891	1:17.997	91.34	0.873	14:30:59.248
7 -	50.542	27.071	1:17.613	91.79	0.489	14:32:16.861
8 -	50.518	***27.045***	1:17.563 **(3)**	91.85	0.439	14:33:34.424
9 -	50.155	27.163	1:17.318 **(2)**	92.14	0.194	14:34:51.742
10 -	50.722	27.936	1:18.658	90.57	1.534	14:36:10.400

P2 47 Thomas WATSON Yamaha - Motorsportdays.com TEA Time Racing

IDEAL LAP TIME : 1:16.615 BEST LAP TIME : 1:16.810 DIFFERENCE : 0.195

LAP	SECTOR 1	SECTOR 2	LAP TIME	MPH	DIFF	TIME OF DAY
1 -		27.724	1:24.030	84.78	7.220	14:24:32.706
2 -	51.268	27.691	1:18.959	90.23	2.149	14:25:51.665
3 -	51.043	27.294	1:18.337	90.94	1.527	14:27:10.002
4 -	49.864	27.314	1:17.178	92.31	0.368	14:28:27.180
5 -	50.572	27.172	1:17.744	91.64	0.934	14:29:44.924
6 -	***49.674***	27.353	1:17.027 **(2)**	92.49	0.217	14:31:01.951
7 -	50.928	27.070	1:17.998	91.34	1.188	14:32:19.949
8 -	50.077	27.045	1:17.122 **(3)**	92.38	0.312	14:33:37.071
9 -	49.869	***26.941***	***1:16.810*** **(1)**	***92.75***		***14:34:53.881***
10 -	50.408	27.327	1:17.735	91.65	0.925	14:36:11.616

P3 444 Mark WILLIAMS Suzuki - Universal Motorcycle Training

IDEAL LAP TIME : 1:16.966 BEST LAP TIME : 1:16.966 DIFFERENCE : 0.000

LAP	SECTOR 1	SECTOR 2	LAP TIME	MPH	DIFF	TIME OF DAY
1 -		27.824	1:22.450	86.41	5.484	14:24:31.126
2 -	50.583	27.594	1:18.177	91.13	1.211	14:25:49.303
3 -	50.408	27.916	1:18.324	90.96	1.358	14:27:07.627
4 -	50.244	27.462	1:17.706	91.68	0.740	14:28:25.333
5 -	50.715	27.442	1:18.157	91.15	1.191	14:29:43.490
6 -	50.233	27.827	1:18.060	91.27	1.094	14:31:01.550
7 -	51.439	27.338	1:18.777	90.44	1.811	14:32:20.327
8 -	50.110	27.201	1:17.311 **(2)**	92.15	0.345	14:33:37.638
9 -	***49.788***	***27.178***	***1:16.966*** **(1)**	***92.56***		***14:34:54.604***
10 -	50.056	27.461	1:17.517 **(3)**	91.91	0.551	14:36:12.121

P4 26 Glynn DAVIES Suzuki -

IDEAL LAP TIME : 1:17.179 BEST LAP TIME : 1:17.237 DIFFERENCE : 0.058

LAP	SECTOR 1	SECTOR 2	LAP TIME	MPH	DIFF	TIME OF DAY
1 -		27.574	1:21.226	87.71	3.989	14:24:29.902
2 -	50.459	28.206	1:18.665	90.56	1.428	14:25:48.567
3 -	***50.025***	27.212	***1:17.237*** **(1)**	***92.24***		***14:27:05.804***
4 -	50.363	27.274	1:17.637 **(2)**	91.76	0.400	14:28:23.441
5 -	50.411	27.750	1:18.161	91.15	0.924	14:29:41.602
6 -	50.065	27.863	1:17.928 **(3)**	91.42	0.691	14:30:59.530
7 -	50.670	27.789	1:18.459	90.80	1.222	14:32:17.989
8 -	50.646	27.310	1:17.956	91.39	0.719	14:33:35.945
9 -	50.479	27.680	1:18.159	91.15	0.922	14:34:54.104
10 -	51.042	***27.154***	1:18.196	91.11	0.959	14:36:12.300

P5 81 Malvern MAY Ducati -

IDEAL LAP TIME : 1:17.948 BEST LAP TIME : 1:18.285 DIFFERENCE : 0.337

LAP	SECTOR 1	SECTOR 2	LAP TIME	MPH	DIFF	TIME OF DAY

Weather / Track : Bright / Dry

Donington Park National
Circuit Length = 1.9790 miles
Start: 14:23 Flag 14:36 End: 14:37

BMCRC - MRO Championships 2018 - Rnd 5 @ Donington Park

BMCRC Thunderbike Sport & BMCRC Rookie Minitwins

RACE 13 - SECTOR ANALYSIS

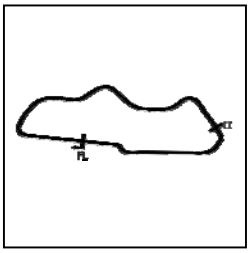

SECTOR 1 = FL to I1, SECTOR 2 = I1 to FL, DIFF = Difference To Personal Best Lap, P = Crossed Finish Line in Pit Lane, D = Time Disallowed

1 -		29.555	1:29.995		79.16	11.710	14:24:38.671
2 -	52.306	27.985	1:20.291		88.73	2.006	14:25:58.962
3 -	51.783	28.128	1:19.911		89.15	1.626	14:27:18.873
4 -	51.958	27.874	1:19.832		89.24	1.547	14:28:38.705
5 -	51.818	***27.082***	1:18.900	**(2)**	90.29	0.615	14:29:57.605
6 -	***50.866***	28.195	1:19.061	**(3)**	90.11	0.776	14:31:16.666
7 -	51.310	28.654	1:19.964		89.09	1.679	14:32:36.630
8 -	52.047	29.118	1:21.165		87.77	2.880	14:33:57.795
9 -	51.517	27.820	1:19.337		89.80	1.052	14:35:17.132
10 -	50.902	27.383	***1:18.285***	**(1)**	***91.00***		***14:36:35.417***

P6 48 Shaun WALLIS Yamaha - Watling Tyres

IDEAL LAP TIME : 1:18.805 BEST LAP TIME : 1:19.701 DIFFERENCE : 0.896

LAP	SECTOR 1	SECTOR 2	LAP TIME		MPH	DIFF	TIME OF DAY
1 -		29.074	1:25.716		83.11	6.015	14:24:34.392
2 -	52.632	28.377	1:21.009		87.94	1.308	14:25:55.401
3 -	53.697	28.397	1:22.094		86.78	2.393	14:27:17.495
4 -	53.090	28.358	1:21.448		87.47	1.747	14:28:38.943
5 -	52.537	28.280	1:20.817		88.15	1.116	14:29:59.760
6 -	51.994	28.284	1:20.278		88.74	0.577	14:31:20.038
7 -	51.997	27.926	1:19.923	**(2)**	89.14	0.222	14:32:39.961
8 -	52.231	27.840	1:20.071	**(3)**	88.97	0.370	14:34:00.032
9 -	52.927	***27.484***	1:20.411		88.60	0.710	14:35:20.443
10 -	***51.321***	28.380	***1:19.701***	**(1)**	***89.39***		***14:36:40.144***

P7 84 Ricardo BRANCO Suzuki - IMP Racing

IDEAL LAP TIME : 1:18.279 BEST LAP TIME : 1:18.831 DIFFERENCE : 0.552

LAP	SECTOR 1	SECTOR 2	LAP TIME		MPH	DIFF	TIME OF DAY
1 -		28.635	1:25.854		82.98	7.023	14:24:34.530
2 -	52.676	28.365	1:21.041		87.91	2.210	14:25:55.571
3 -	53.806	28.750	1:22.556		86.30	3.725	14:27:18.127
4 -	52.787	28.437	1:21.224		87.71	2.393	14:28:39.351
5 -	52.376	28.554	1:20.930		88.03	2.099	14:30:00.281
6 -	51.700	28.461	1:20.161	**(3)**	88.87	1.330	14:31:20.442
7 -	51.335	28.250	1:19.585	**(2)**	89.52	0.754	14:32:40.027
8 -	52.419	27.969	1:20.388		88.62	1.557	14:34:00.415
9 -	53.256	***27.717***	1:20.973		87.98	2.142	14:35:21.388
10 -	***50.562***	28.269	***1:18.831***	**(1)**	***90.37***		***14:36:40.219***

P8 155 Richard HARRIS Suzuki - HP Racing

IDEAL LAP TIME : 1:19.170 BEST LAP TIME : 1:19.302 DIFFERENCE : 0.132

LAP	SECTOR 1	SECTOR 2	LAP TIME		MPH	DIFF	TIME OF DAY
1 -		28.706	1:25.626		83.20	6.324	14:24:34.302
2 -	52.463	28.440	1:20.903		88.06	1.601	14:25:55.205
3 -	53.902	28.813	1:22.715		86.13	3.413	14:27:17.920
4 -	52.101	27.998	1:20.099		88.94	0.797	14:28:38.019
5 -	51.892	28.438	1:20.330		88.69	1.028	14:29:58.349
6 -	***51.388***	28.087	1:19.475	**(2)**	89.64	0.173	14:31:17.824
7 -	51.537	28.023	1:19.560	**(3)**	89.55	0.258	14:32:37.384
8 -	51.863	29.109	1:20.972		87.98	1.670	14:33:58.356
9 -	51.520	***27.782***	***1:19.302***	**(1)**	***89.84***		***14:35:17.658***
10 -	51.581	31.114	1:22.695		86.15	3.393	14:36:40.353

P9 90 Edward WATSON Suzuki - Motorsportdays.com TEA Time Racing

IDEAL LAP TIME : 1:19.326 BEST LAP TIME : 1:19.609 DIFFERENCE : 0.283

LAP	SECTOR 1	SECTOR 2	LAP TIME		MPH	DIFF	TIME OF DAY
1 -		29.018	1:26.753		82.12	7.144	14:24:35.429
2 -	52.029	28.609	1:20.638		88.35	1.029	14:25:56.067
3 -	54.082	29.054	1:23.136		85.69	3.527	14:27:19.203
4 -	51.919	28.858	1:20.777		88.20	1.168	14:28:39.980

Weather / Track : Bright / Dry

Donington Park National
Circuit Length = 1.9790 miles
Start: 14:23 Flag 14:36 End: 14:37

BMCRC - MRO Championships 2018 - Rnd 5 @ Donington Park

BMCRC Thunderbike Sport & BMCRC Rookie Minitwins

RACE 13 - SECTOR ANALYSIS

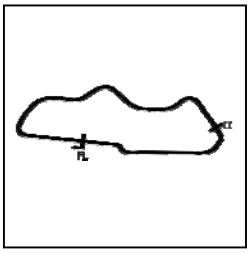

SECTOR 1 = FL to I1, SECTOR 2 = I1 to FL, DIFF = Difference To Personal Best Lap, P = Crossed Finish Line in Pit Lane, D = Time Disallowed

5 -	52.663	28.186	1:20.849		88.12	1.240	14:30:00.829
6 -	***51.275***	29.165	1:20.440		88.57	0.831	14:31:21.269
7 -	51.558	***28.051***	***1:19.609***	**(1)**	***89.49***		***14:32:40.878***
8 -	51.826	28.310	1:20.136	**(3)**	88.90	0.527	14:34:01.014
9 -	52.745	28.092	1:20.837		88.13	1.228	14:35:21.851
10 -	51.693	28.082	1:19.775	**(2)**	89.30	0.166	14:36:41.626

P10 137 RMT Charlie CRAWT

Suzuki - Pass Bike Motorcycle Training Ltd

IDEAL LAP TIME : 1:19.801 BEST LAP TIME : 1:19.801 DIFFERENCE : 0.000

LAP	SECTOR 1	SECTOR 2	LAP TIME		MPH	DIFF	TIME OF DAY
1 -		28.961	1:25.358		83.46	5.557	14:24:34.034
2 -	52.511	28.463	1:20.974		87.98	1.173	14:25:55.008
3 -	53.136	28.682	1:21.818		87.07	2.017	14:27:16.826
4 -	53.542	28.434	1:21.976		86.91	2.175	14:28:38.802
5 -	53.199	28.601	1:21.800		87.09	1.999	14:30:00.602
6 -	52.015	28.222	1:20.237	**(2)**	88.79	0.436	14:31:20.839
7 -	***51.752***	***28.049***	***1:19.801***	**(1)**	***89.28***		***14:32:40.640***
8 -	52.770	28.291	1:21.061		87.89	1.260	14:34:01.701
9 -	53.727	28.063	1:21.790		87.10	1.989	14:35:23.491
10 -	52.262	28.268	1:20.530	**(3)**	88.47	0.729	14:36:44.021

P11 211 RMT Jordan WARING

Suzuki - Beyond Timber Ltd

IDEAL LAP TIME : 1:19.889 BEST LAP TIME : 1:20.173 DIFFERENCE : 0.284

LAP	SECTOR 1	SECTOR 2	LAP TIME		MPH	DIFF	TIME OF DAY
1 -		29.961	1:35.068		74.94	14.895	14:24:43.744
2 -	52.452	28.672	1:21.124		87.82	0.951	14:26:04.868
3 -	53.164	29.201	1:22.365		86.50	2.192	14:27:27.233
4 -	51.991	28.516	1:20.507		88.49	0.334	14:28:47.740
5 -	***51.790***	28.464	1:20.254	**(2)**	88.77	0.081	14:30:07.994
6 -	52.183	28.560	1:20.743		88.23	0.570	14:31:28.737
7 -	52.411	28.251	1:20.662		88.32	0.489	14:32:49.399
8 -	52.074	***28.099***	***1:20.173***	**(1)**	***88.86***		***14:34:09.572***
9 -	51.821	28.527	1:20.348	**(3)**	88.67	0.175	14:35:29.920
10 -	52.338	28.846	1:21.184		87.75	1.011	14:36:51.104

P12 93 William GILLMAN

Honda -

IDEAL LAP TIME : 1:20.894 BEST LAP TIME : 1:21.059 DIFFERENCE : 0.165

LAP	SECTOR 1	SECTOR 2	LAP TIME		MPH	DIFF	TIME OF DAY
1 -		28.713	1:26.766		82.11	5.707	14:24:35.442
2 -	***52.481***	28.578	***1:21.059***	**(1)**	***87.89***		***14:25:56.501***
3 -	54.045	29.182	1:23.227		85.60	2.168	14:27:19.728
4 -	53.479	28.482	1:21.961		86.92	0.902	14:28:41.689
5 -	52.861	28.597	1:21.458		87.46	0.399	14:30:03.147
6 -	52.646	28.576	1:21.222	**(2)**	87.71	0.163	14:31:24.369
7 -	53.555	***28.413***	1:21.968		86.91	0.909	14:32:46.337
8 -	52.793	28.495	1:21.288	**(3)**	87.64	0.229	14:34:07.625
9 -	52.942	28.804	1:21.746		87.15	0.687	14:35:29.371
10 -	53.681	28.664	1:22.345		86.52	1.286	14:36:51.716

P13 73 Vincent LEWIN

Suzuki - vinitwinracing.co.uk

IDEAL LAP TIME : 1:21.790 BEST LAP TIME : 1:22.270 DIFFERENCE : 0.480

LAP	SECTOR 1	SECTOR 2	LAP TIME		MPH	DIFF	TIME OF DAY
1 -		28.887	1:28.102		80.86	5.832	14:24:36.778
2 -	***53.447***	28.823	***1:22.270***	**(1)**	***86.60***		***14:25:59.048***
3 -	53.945	28.602	1:22.547		86.31	0.277	14:27:21.595
4 -	54.543	28.772	1:23.315		85.51	1.045	14:28:44.910
5 -	54.168	29.016	1:23.184		85.64	0.914	14:30:08.094
6 -	54.305	28.862	1:23.167		85.66	0.897	14:31:31.261
7 -	54.114	28.481	1:22.595		86.25	0.325	14:32:53.856
8 -	53.915	28.663	1:22.578		86.27	0.308	14:34:16.434

Weather / Track : Bright / Dry

Donington Park National
Circuit Length = 1.9790 miles
Start: 14:23 Flag 14:36 End: 14:37

BMCRC - MRO Championships 2018 - Rnd 5 @ Donington Park

BMCRC Thunderbike Sport & BMCRC Rookie Minitwins

RACE 13 - SECTOR ANALYSIS

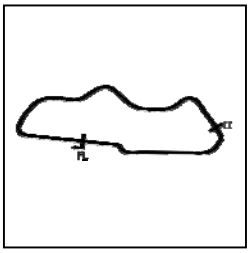

SECTOR 1 = FL to I1, SECTOR 2 = I1 to FL, DIFF = Difference To Personal Best Lap, P = Crossed Finish Line in Pit Lane, D = Time Disallowed

9 -	53.623	28.789	1:22.412	(3)	86.45	0.142	14:35:38.846
10 -	54.044	***28.343***	1:22.387	(2)	86.47	0.117	14:37:01.233

P14 66 Mark SMITH Yamaha - MHP EXHAUST`S

IDEAL LAP TIME : 1:21.797 BEST LAP TIME : 1:21.871 DIFFERENCE : 0.074

LAP	SECTOR 1	SECTOR 2	LAP TIME		MPH	DIFF	TIME OF DAY
1 -		30.170	1:29.793		79.34	7.922	14:24:38.469
2 -	55.246	28.844	1:24.090		84.72	2.219	14:26:02.559
3 -	54.675	29.206	1:23.881		84.93	2.010	14:27:26.440
4 -	54.416	29.029	1:23.445		85.38	1.574	14:28:49.885
5 -	54.447	28.868	1:23.315		85.51	1.444	14:30:13.200
6 -	53.427	28.467	1:21.894	(2)	86.99	0.023	14:31:35.094
7 -	53.638	28.760	1:22.398		86.46	0.527	14:32:57.492
8 -	53.497	***28.374***	***1:21.871***	**(1)**	***87.02***		***14:34:19.363***
9 -	***53.423***	28.670	1:22.093	(3)	86.78	0.222	14:35:41.456
10 -	53.975	29.176	1:23.151		85.68	1.280	14:37:04.607

P15 32 Thomas WILLIAMS Honda -

IDEAL LAP TIME : 1:20.829 BEST LAP TIME : 1:21.135 DIFFERENCE : 0.306

LAP	SECTOR 1	SECTOR 2	LAP TIME		MPH	DIFF	TIME OF DAY
1 -		30.380	1:31.863		77.55	10.728	14:24:40.539
2 -	54.542	29.098	1:23.640		85.18	2.505	14:26:04.179
3 -	54.660	30.523	1:25.183		83.63	4.048	14:27:29.362
4 -	55.426	29.324	1:24.750		84.06	3.615	14:28:54.112
5 -	53.606	28.797	1:22.403		86.46	1.268	14:30:16.515
6 -	52.808	***28.386***	1:21.194	(3)	87.74	0.059	14:31:37.709
7 -	52.661	28.494	1:21.155	(2)	87.79	0.020	14:32:58.864
8 -	53.770	28.929	1:22.699		86.15	1.564	14:34:21.563
9 -	54.230	28.746	1:22.976		85.86	1.841	14:35:44.539
10 -	***52.443***	28.692	***1:21.135***	**(1)**	***87.81***		***14:37:05.674***

P16 181 RMT Robert FRANKLIN Suzuki - RCF GARDENS

IDEAL LAP TIME : 1:21.788 BEST LAP TIME : 1:21.865 DIFFERENCE : 0.077

LAP	SECTOR 1	SECTOR 2	LAP TIME		MPH	DIFF	TIME OF DAY
1 -		29.388	1:29.891		79.25	8.026	14:24:38.567
2 -	55.730	29.215	1:24.945		83.87	3.080	14:26:03.512
3 -	54.589	29.028	1:23.617		85.20	1.752	14:27:27.129
4 -	54.644	28.557	1:23.201		85.63	1.336	14:28:50.330
5 -	54.361	29.195	1:23.556		85.26	1.691	14:30:13.886
6 -	***53.262***	28.603	***1:21.865***	**(1)**	***87.02***		***14:31:35.751***
7 -	53.937	28.663	1:22.600	(3)	86.25	0.735	14:32:58.351
8 -	54.055	***28.526***	1:22.581	(2)	86.27	0.716	14:34:20.932
9 -	54.958	28.869	1:23.827		84.99	1.962	14:35:44.759
10 -	54.344	30.084	1:24.428		84.38	2.563	14:37:09.187

P17 83 Talan SKEELS-PIGGINS - McMillan Williams

IDEAL LAP TIME : 1:21.638 BEST LAP TIME : 1:21.723 DIFFERENCE : 0.085

LAP	SECTOR 1	SECTOR 2	LAP TIME		MPH	DIFF	TIME OF DAY
1 -		30.923	1:35.910		74.28	14.187	14:24:44.586
2 -	54.692	29.086	1:23.778		85.04	2.055	14:26:08.364
3 -	54.157	29.229	1:23.386		85.44	1.663	14:27:31.750
4 -	55.790	28.783	1:24.573		84.24	2.850	14:28:56.323
5 -	53.402	28.639	1:22.041	(2)	86.84	0.318	14:30:18.364
6 -	***53.058***	28.665	***1:21.723***	**(1)**	***87.18***		***14:31:40.087***
7 -			1:22.336		86.53	0.613	14:33:02.423
8 -	53.744	***28.580***	1:22.324	(3)	86.54	0.601	14:34:24.747
9 -	54.410	29.057	1:23.467		85.35	1.744	14:35:48.214
10 -	53.716	29.283	1:22.999		85.84	1.276	14:37:11.213

Weather / Track : Bright / Dry

Donington Park National
Circuit Length = 1.9790 miles
Start: 14:23 Flag 14:36 End: 14:37

BMCRC - MRO Championships 2018 - Rnd 5 @ Donington Park

BMCRC Thunderbike Sport & BMCRC Rookie Minitwins

RACE 13 - SECTOR ANALYSIS

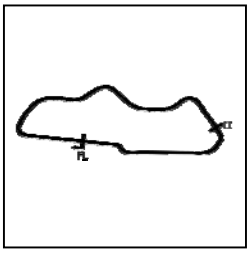

SECTOR 1 = FL to I1, SECTOR 2 = I1 to FL, DIFF = Difference To Personal Best Lap, P = Crossed Finish Line in Pit Lane, D = Time Disallowed

P18 131 RMT Christopher EVANS Suzuki - C.E PILATES

IDEAL LAP TIME : 1:22.363 BEST LAP TIME : 1:22.849 DIFFERENCE : 0.486

LAP	SECTOR 1	SECTOR 2	LAP TIME	MPH	DIFF	TIME OF DAY
1 -		29.881	1:31.508	77.85	8.659	14:24:40.184
2 -	54.372	29.123	1:23.495	85.33	0.646	14:26:03.679
3 -	***53.813***	29.781	1:23.594	85.22	0.745	14:27:27.273
4 -	54.816	28.745	1:23.561	85.26	0.712	14:28:50.834
5 -	53.841	29.666	1:23.507	85.31	0.658	14:30:14.341
6 -	54.022	28.827	***1:22.849*** **(1)**	***85.99***		***14:31:37.190***
7 -	55.521	***28.550***	1:24.071	84.74	1.222	14:33:01.261
8 -	54.285	28.723	1:23.008 **(3)**	85.83	0.159	14:34:24.269
9 -	55.108	29.371	1:24.479	84.33	1.630	14:35:48.748
10 -	54.079	28.810	1:22.889 **(2)**	85.95	0.040	14:37:11.637

P19 666 R Shane BEASLEY Kawasaki -

IDEAL LAP TIME : 1:23.257 BEST LAP TIME : 1:23.382 DIFFERENCE : 0.125

LAP	SECTOR 1	SECTOR 2	LAP TIME	MPH	DIFF	TIME OF DAY
1 -		29.842	1:32.187	77.28	8.805	14:24:40.863
2 -	55.001	***28.705***	1:23.706 **(3)**	85.11	0.324	14:26:04.569
3 -	56.669	29.471	1:26.140	82.71	2.758	14:27:30.709
4 -	57.181	28.902	1:26.083	82.76	2.701	14:28:56.792
5 -	55.225	29.430	1:24.655	84.16	1.273	14:30:21.447
6 -	56.277	28.792	1:25.069	83.75	1.687	14:31:46.516
7 -	55.457	29.066	1:24.523	84.29	1.141	14:33:11.039
8 -	55.563	28.846	1:24.409	84.40	1.027	14:34:35.448
9 -	***54.552***	28.995	1:23.547 **(2)**	85.27	0.165	14:35:58.995
10 -	54.658	28.724	***1:23.382*** **(1)**	***85.44***		***14:37:22.377***

P20 89 RMT Zi JONES Suzuki -

IDEAL LAP TIME : 1:23.115 BEST LAP TIME : 1:23.444 DIFFERENCE : 0.329

LAP	SECTOR 1	SECTOR 2	LAP TIME	MPH	DIFF	TIME OF DAY
1 -		29.976	1:31.977	77.46	8.533	14:24:40.653
2 -	55.924	***29.020***	1:24.944	83.87	1.500	14:26:05.597
3 -	55.916	29.958	1:25.874	82.96	2.430	14:27:31.471
4 -	57.035	29.243	1:26.278	82.57	2.834	14:28:57.749
5 -	54.553	30.496	1:25.049	83.77	1.605	14:30:22.798
6 -	55.512	30.069	1:25.581	83.25	2.137	14:31:48.379
7 -	54.935	29.601	1:24.536	84.27	1.092	14:33:12.915
8 -	54.372	29.443	1:23.815 **(2)**	85.00	0.371	14:34:36.730
9 -	***54.095***	29.349	***1:23.444*** **(1)**	***85.38***		***14:36:00.174***
10 -	54.960	29.238	1:24.198 **(3)**	84.61	0.754	14:37:24.372

P21 10 RMT Ashley MITCHELL Suzuki -

IDEAL LAP TIME : 1:23.852 BEST LAP TIME : 1:24.099 DIFFERENCE : 0.247

LAP	SECTOR 1	SECTOR 2	LAP TIME	MPH	DIFF	TIME OF DAY
1 -		30.343	1:33.130	76.50	9.031	14:24:41.806
2 -	55.219	29.897	1:25.116	83.70	1.017	14:26:06.922
3 -	54.886	30.075	1:24.961	83.85	0.862	14:27:31.883
4 -	56.435	29.630	1:26.065	82.78	1.966	14:28:57.948
5 -	54.606	30.009	1:24.615 **(3)**	84.20	0.516	14:30:22.563
6 -	55.445	30.015	1:25.460	83.36	1.361	14:31:48.023
7 -	***54.294***	29.818	1:24.112 **(2)**	84.70	0.013	14:33:12.135
8 -	55.766	30.104	1:25.870	82.97	1.771	14:34:38.005
9 -	54.904	29.791	1:24.695	84.12	0.596	14:36:02.700
10 -	54.541	***29.558***	***1:24.099*** **(1)**	***84.71***		***14:37:26.799***

P22 62 RMT Ben MITCHELL Suzuki -

IDEAL LAP TIME : 1:23.761 BEST LAP TIME : 1:24.379 DIFFERENCE : 0.618

LAP	SECTOR 1	SECTOR 2	LAP TIME	MPH	DIFF	TIME OF DAY

Weather / Track : Bright / Dry

Donington Park National
Circuit Length = 1.9790 miles
Start: 14:23 Flag 14:36 End: 14:37

BMCRC - MRO Championships 2018 - Rnd 5 @ Donington Park

BMCRC Thunderbike Sport & BMCRC Rookie Minitwins

RACE 13 - SECTOR ANALYSIS

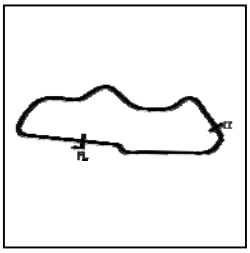

SECTOR 1 = FL to I1, SECTOR 2 = I1 to FL, DIFF = Difference To Personal Best Lap, P = Crossed Finish Line in Pit Lane, D = Time Disallowed

1 -		29.885	1:33.479	76.21	9.100	14:24:42.155
2 -	55.406	29.741	1:25.147	83.67	0.768	14:26:07.302
3 -	55.716	29.428	1:25.144	83.67	0.765	14:27:32.446
4 -	56.565	29.670	1:26.235	82.61	1.856	14:28:58.681
5 -	54.832	29.637	1:24.469 **(2)**	84.34	0.090	14:30:23.150
6 -	55.440	30.198	1:25.638	83.19	1.259	14:31:48.788
7 -	55.387	***29.271***	1:24.658	84.15	0.279	14:33:13.446
8 -	***54.490***	30.134	1:24.624 **(3)**	84.19	0.245	14:34:38.070
9 -	55.058	29.321	***1:24.379*** **(1)**	***84.43***		***14:36:02.449***
10 -	55.246	29.390	1:24.636	84.17	0.257	14:37:27.085

P23 85 Andrew KITE — Ducati - Red Rebel Racing

IDEAL LAP TIME : 1:23.847 BEST LAP TIME : 1:23.847 DIFFERENCE : 0.000

LAP	SECTOR 1	SECTOR 2	LAP TIME	MPH	DIFF	TIME OF DAY
1 -		29.893	1:36.517	73.81	12.670	14:24:45.193
2 -	56.578	29.438	1:26.016	82.82	2.169	14:26:11.209
3 -	57.133	29.596	1:26.729	82.14	2.882	14:27:37.938
4 -	56.371	29.929	1:26.300	82.55	2.453	14:29:04.238
5 -	55.562	29.840	1:25.402	83.42	1.555	14:30:29.640
6 -	55.110	29.287	1:24.397	84.41	0.550	14:31:54.037
7 -	55.137	29.273	1:24.410	84.40	0.563	14:33:18.447
8 -	54.923	29.214	1:24.137 **(3)**	84.67	0.290	14:34:42.584
9 -	54.957	29.103	1:24.060 **(2)**	84.75	0.213	14:36:06.644
10 -	***54.824***	***29.023***	***1:23.847*** **(1)**	***84.97***		***14:37:30.491***

P24 37 R Ricky WOODS — Suzuki - Des Woods

IDEAL LAP TIME : 1:25.384 BEST LAP TIME : 1:25.384 DIFFERENCE : 0.000

LAP	SECTOR 1	SECTOR 2	LAP TIME	MPH	DIFF	TIME OF DAY
1 -		30.572	1:34.893	75.08	9.509	14:24:43.569
2 -	56.561	30.168	1:26.729	82.14	1.345	14:26:10.298
3 -	56.696	29.960	1:26.656	82.21	1.272	14:27:36.954
4 -	56.932	30.591	1:27.523	81.40	2.139	14:29:04.477
5 -	56.417	30.133	1:26.550 **(3)**	82.31	1.166	14:30:31.027
6 -	56.413	30.203	1:26.616	82.25	1.232	14:31:57.643
7 -	***55.716***	***29.668***	***1:25.384*** **(1)**	***83.44***		***14:33:23.027***
8 -	55.840	29.912	1:25.752 **(2)**	83.08	0.368	14:34:48.779
9 -	56.666	30.394	1:27.060	81.83	1.676	14:36:15.839

P25 43 Robert DAVIE — Suzuki -

IDEAL LAP TIME : 1:25.129 BEST LAP TIME : 1:25.180 DIFFERENCE : 0.051

LAP	SECTOR 1	SECTOR 2	LAP TIME	MPH	DIFF	TIME OF DAY
1 -		31.533	1:39.564	71.55	14.384	14:24:48.240
2 -	56.626	29.577	1:26.203	82.64	1.023	14:26:14.443
3 -	56.356	30.024	1:26.380	82.48	1.200	14:27:40.823
4 -	55.809	30.062	1:25.871	82.96	0.691	14:29:06.694
5 -	56.882	***29.552***	1:26.434	82.42	1.254	14:30:33.128
6 -	55.845	29.727	1:25.572 **(3)**	83.25	0.392	14:31:58.700
7 -	***55.577***	29.603	***1:25.180*** **(1)**	***83.64***		***14:33:23.880***
8 -	55.727	29.727	1:25.454 **(2)**	83.37	0.274	14:34:49.334
9 -	56.391	30.134	1:26.525	82.34	1.345	14:36:15.859

P26 9 RMT Andrew WATSON — Suzuki - TEA Time Racing

IDEAL LAP TIME : 1:25.744 BEST LAP TIME : 1:26.065 DIFFERENCE : 0.321

LAP	SECTOR 1	SECTOR 2	LAP TIME	MPH	DIFF	TIME OF DAY
1 -		31.277	1:36.140	74.10	10.075	14:24:44.816
2 -	***55.966***	30.099	***1:26.065*** **(1)**	***82.78***		***14:26:10.881***
3 -	56.998	***29.778***	1:26.776 **(2)**	82.10	0.711	14:27:37.657
4 -	57.065	30.426	1:27.491	81.43	1.426	14:29:05.148
5 -	57.351	30.086	1:27.437	81.48	1.372	14:30:32.585
6 -	57.133	30.037	1:27.170 **(3)**	81.73	1.105	14:31:59.755

Weather / Track : Bright / Dry

Donington Park National
Circuit Length = 1.9790 miles
Start: 14:23 Flag 14:36 End: 14:37

BMCRC - MRO Championships 2018 - Rnd 5 @ Donington Park

BMCRC Thunderbike Sport & BMCRC Rookie Minitwins

RACE 13 - SECTOR ANALYSIS

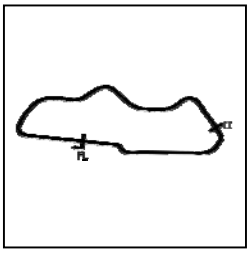

SECTOR 1 = FL to I1, SECTOR 2 = I1 to FL, DIFF = Difference To Personal Best Lap, P = Crossed Finish Line in Pit Lane, D = Time Disallowed

7 -	57.480	30.088	1:27.568	81.36	1.503	14:33:27.323
8 -	57.439	31.486	1:28.925	80.11	2.860	14:34:56.248
9 -	58.922	30.252	1:29.174	79.89	3.109	14:36:25.422

P27 182 RMT Kyle PHILLIPS Suzuki - Chief Safety Consultancy

IDEAL LAP TIME : 1:26.824 BEST LAP TIME : 1:26.824 DIFFERENCE : 0.000

LAP	SECTOR 1	SECTOR 2	LAP TIME	MPH	DIFF	TIME OF DAY
1 -		31.568	1:37.703	72.92	10.879	14:24:46.379
2 -	57.647	31.830	1:29.477	79.62	2.653	14:26:15.856
3 -	58.288	32.126	1:30.414	78.80	3.590	14:27:46.270
4 -	58.454	31.891	1:30.345	78.86	3.521	14:29:16.615
5 -	58.441	31.410	1:29.851	79.29	3.027	14:30:46.466
6 -	58.067	31.774	1:29.841	79.30	3.017	14:32:16.307
7 -	***56.142***	***30.682***	***1:26.824 (1)***	***82.05***		***14:33:43.131***
8 -	56.813	31.394	1:28.207 **(2)**	80.77	1.383	14:35:11.338
9 -	57.445	31.792	1:29.237 **(3)**	79.83	2.413	14:36:40.575

P28 58 R Steven ELLIS Yamaha -

IDEAL LAP TIME : 1:28.539 BEST LAP TIME : 1:29.292 DIFFERENCE : 0.753

LAP	SECTOR 1	SECTOR 2	LAP TIME	MPH	DIFF	TIME OF DAY
1 -		32.035	1:42.704	69.37	13.412	14:24:51.380
2 -	1:00.696	30.894	1:31.590	77.78	2.298	14:26:22.970
3 -	59.465	31.599	1:31.064	78.23	1.772	14:27:54.034
4 -	59.898	31.686	1:31.584	77.79	2.292	14:29:25.618
5 -	1:01.528	***30.495***	1:32.023	77.42	2.731	14:30:57.641
6 -	59.744	32.116	1:31.860	77.55	2.568	14:32:29.501
7 -	***58.044***	31.248	***1:29.292 (1)***	***79.79***		***14:33:58.793***
8 -	58.600	31.018	1:29.618 **(2)**	79.50	0.326	14:35:28.411
9 -	59.224	31.180	1:30.404 **(3)**	78.80	1.112	14:36:58.815

P29 44 RMT Tony PARKER Suzuki - Emerald Elevators

IDEAL LAP TIME : 1:28.765 BEST LAP TIME : 1:28.881 DIFFERENCE : 0.116

LAP	SECTOR 1	SECTOR 2	LAP TIME	MPH	DIFF	TIME OF DAY
1 -		31.876	1:40.263	71.05	11.382	14:24:48.939
2 -	1:00.539	31.673	1:32.212	77.26	3.331	14:26:21.151
3 -	1:00.546	32.237	1:32.783	76.78	3.902	14:27:53.934
4 -	1:00.113	32.299	1:32.412	77.09	3.531	14:29:26.346
5 -	1:00.956	32.217	1:33.173	76.46	4.292	14:30:59.519
6 -	58.495	32.759	1:31.254	78.07	2.373	14:32:30.773
7 -	58.167	***31.171***	1:29.338 **(2)**	79.74	0.457	14:34:00.111
8 -	58.311	31.606	1:29.917 **(3)**	79.23	1.036	14:35:30.028
9 -	***57.594***	31.287	***1:28.881 (1)***	***80.15***		***14:36:58.909***

P30 40 RMT Simon WILKINSON Suzuki - S P Wilkinson Engineering Ltd

IDEAL LAP TIME : 1:29.575 BEST LAP TIME : 1:29.575 DIFFERENCE : 0.000

LAP	SECTOR 1	SECTOR 2	LAP TIME	MPH	DIFF	TIME OF DAY
1 -		32.142	1:41.816	69.97	12.241	14:24:50.492
2 -	1:00.566	31.855	1:32.421	77.08	2.846	14:26:22.913
3 -	1:00.074	31.570	1:31.644	77.74	2.069	14:27:54.557
4 -	1:00.044	32.045	1:32.089	77.36	2.514	14:29:26.646
5 -	1:00.349	31.546	1:31.895	77.53	2.320	14:30:58.541
6 -	59.121	32.281	1:31.402	77.94	1.827	14:32:29.943
7 -	58.424	31.414	1:29.838 **(2)**	79.30	0.263	14:33:59.781
8 -	***58.412***	***31.163***	***1:29.575 (1)***	***79.53***		***14:35:29.356***
9 -	58.589	31.817	1:30.406 **(3)**	78.80	0.831	14:36:59.762

P31 289 RMT Philip HORNE Suzuki -

IDEAL LAP TIME : 1:29.006 BEST LAP TIME : 1:29.307 DIFFERENCE : 0.301

LAP	SECTOR 1	SECTOR 2	LAP TIME	MPH	DIFF	TIME OF DAY

Weather / Track : Bright / Dry

Donington Park National
Circuit Length = 1.9790 miles
Start: 14:23 Flag 14:36 End: 14:37

BMCRC - MRO Championships 2018 - Rnd 5 @ Donington Park

BMCRC Thunderbike Sport & BMCRC Rookie Minitwins

RACE 13 - SECTOR ANALYSIS

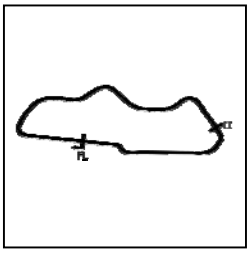

SECTOR 1 = FL to I1, SECTOR 2 = I1 to FL, DIFF = Difference To Personal Best Lap, P = Crossed Finish Line in Pit Lane, D = Time Disallowed

1 -		32.065	1:41.396		70.26	12.089	14:24:50.072
2 -	59.820	31.926	1:31.746		77.65	2.439	14:26:21.818
3 -	1:00.147	32.308	1:32.455		77.06	3.148	14:27:54.273
4 -	1:00.034	33.149	1:33.183		76.45	3.876	14:29:27.456
5 -	1:00.303	31.378	1:31.681		77.71	2.374	14:30:59.137
6 -	58.663	31.910	1:30.573	(3)	78.66	1.266	14:32:29.710
7 -	***58.368***	31.952	1:30.320	(2)	78.88	1.013	14:34:00.030
8 -	59.521	31.179	1:30.700		78.55	1.393	14:35:30.730
9 -	58.669	***30.638***	***1:29.307***	**(1)**	***79.77***		***14:37:00.037***

P32 6 RMT Andrew FIRTH Suzuki -

IDEAL LAP TIME : 1:30.373 BEST LAP TIME : 1:30.667 DIFFERENCE : 0.294

LAP	SECTOR 1	SECTOR 2	LAP TIME		MPH	DIFF	TIME OF DAY
1 -		32.450	1:42.619		69.42	11.952	14:24:51.295
2 -	1:00.434	32.144	1:32.578		76.95	1.911	14:26:23.873
3 -	1:01.245	31.835	1:33.080		76.54	2.413	14:27:56.953
4 -	1:00.365	31.539	1:31.904		77.52	1.237	14:29:28.857
5 -	59.887	31.918	1:31.805		77.60	1.138	14:31:00.662
6 -	59.727	31.167	1:30.894	(2)	78.38	0.227	14:32:31.556
7 -	***59.315***	31.352	***1:30.667***	**(1)**	***78.58***		***14:34:02.223***
8 -	59.742	31.190	1:30.932	(3)	78.35	0.265	14:35:33.155
9 -	1:00.756	***31.058***	1:31.814		77.59	1.147	14:37:04.969

P33 33 R Mark LAWRENCE Honda - Sarky racing

IDEAL LAP TIME : 1:31.829 BEST LAP TIME : 1:32.415 DIFFERENCE : 0.586

LAP	SECTOR 1	SECTOR 2	LAP TIME		MPH	DIFF	TIME OF DAY
1 -		32.756	1:41.600		70.12	9.185	14:24:50.276
2 -	1:00.250	32.393	1:32.643	(3)	76.90	0.228	14:26:22.919
3 -	1:01.639	32.654	1:34.293		75.55	1.878	14:27:57.212
4 -	1:00.619	***31.867***	1:32.486	(2)	77.03	0.071	14:29:29.698
5 -	***59.962***	32.453	***1:32.415***	**(1)**	***77.09***		***14:31:02.113***
6 -	1:01.972	33.576	1:35.548		74.56	3.133	14:32:37.661
7 -	1:04.601	34.410	1:39.011		71.95	6.596	14:34:16.672
8 -	1:02.058	32.495	1:34.553		75.35	2.138	14:35:51.225
9 -	1:00.634	32.952	1:33.586		76.12	1.171	14:37:24.811

P34 126 R Damien LECHAUVE KTM -

IDEAL LAP TIME : 1:35.813 BEST LAP TIME : 1:35.897 DIFFERENCE : 0.084

LAP	SECTOR 1	SECTOR 2	LAP TIME		MPH	DIFF	TIME OF DAY
1 -		35.233	2:41.175		44.20	1:05.278	14:25:49.851
2 -	1:02.158	34.499	1:36.657	(2)	73.71	0.760	14:27:26.508
3 -	1:04.145	***33.756***	1:37.901		72.77	2.004	14:29:04.409
4 -	1:03.276	34.042	1:37.318		73.20	1.421	14:30:41.727
5 -	1:03.559	33.880	1:37.439		73.11	1.542	14:32:19.166
6 -	***1:02.057***	33.840	***1:35.897***	**(1)**	***74.29***		***14:33:55.063***
7 -	1:02.785	34.037	1:36.822	(3)	73.58	0.925	14:35:31.885
8 -	1:04.325	36.090	1:40.415		70.95	4.518	14:37:12.300

P35 147 R Matthew MAY Honda - Tilehurst Glass Racing

IDEAL LAP TIME : 1:32.203 BEST LAP TIME : 1:32.801 DIFFERENCE : 0.598

LAP	SECTOR 1	SECTOR 2	LAP TIME		MPH	DIFF	TIME OF DAY
1 -		31.687	1:39.469		71.62	6.668	14:24:48.145
2 -	1:01.139	***31.662***	***1:32.801***	**(1)**	***76.77***		***14:26:20.946***
3 -	***1:00.541***	IN PIT	1:35.240	**P**	74.80	2.439	14:27:56.186

Weather / Track : Bright / Dry

Donington Park National
Circuit Length = 1.9790 miles
Start: 14:23 Flag 14:36 End: 14:37

BMCRC - MRO Championships 2018 - Rnd 5 @ Donington Park

BMCRC Thunderbike Sport & BMCRC Rookie Minitwins

RACE 13 - BEST SECTORS

	SECTOR 1			SECTOR 2			IDEAL / BEST COMPARISON					
POS	NO	NAME	TIME	NO	NAME	TIME	POS	NO	NAME	IDEAL	BEST	DIFF
									PERFECT LAP	1:16.615		
1	47	WATSON	**49.674**	47	WATSON	**26.941**	1	47	WATSON	1:16.615	1:16.810	0.195
2	444	WILLIAMS	**49.788**	30	HARLAND	**27.045**	2	444	WILLIAMS	1:16.966	1:16.966	0.000
3	30	HARLAND	**49.954**	81	MAY	**27.082**	3	30	HARLAND	1:16.999	1:17.124	0.125
4	26	DAVIES	**50.025**	26	DAVIES	**27.154**	4	26	DAVIES	1:17.179	1:17.237	0.058
5	84	BRANCO	**50.562**	444	WILLIAMS	**27.178**	5	81	MAY	1:17.948	1:18.285	0.337
6	81	MAY	**50.866**	48	WALLIS	**27.484**	6	84	BRANCO	1:18.279	1:18.831	0.552
7	90	WATSON	**51.275**	84	BRANCO	**27.717**	7	48	WALLIS	1:18.805	1:19.701	0.896
8	48	WALLIS	**51.321**	155	HARRIS	**27.782**	8	155	HARRIS	1:19.170	1:19.302	0.132
9	155	HARRIS	**51.388**	137	CRAWT	**28.049**	9	90	WATSON	1:19.326	1:19.609	0.283
10	137	CRAWT	**51.752**	90	WATSON	**28.051**	10	137	CRAWT	1:19.801	1:19.801	0.000
11	211	WARING	**51.790**	211	WARING	**28.099**	11	211	WARING	1:19.889	1:20.173	0.284
12	32	WILLIAMS	**52.443**	73	LEWIN	**28.343**	12	32	WILLIAMS	1:20.829	1:21.135	0.306
13	93	GILLMAN	**52.481**	66	SMITH	**28.374**	13	93	GILLMAN	1:20.894	1:21.059	0.165
14	83	SKEELS-PIGGINS	**53.058**	32	WILLIAMS	**28.386**	14	83	SKEELS-PIGGINS	1:21.638	1:21.723	0.085
15	181	FRANKLIN	**53.262**	93	GILLMAN	**28.413**	15	181	FRANKLIN	1:21.788	1:21.865	0.077
16	66	SMITH	**53.423**	181	FRANKLIN	**28.526**	16	73	LEWIN	1:21.790	1:22.270	0.480
17	73	LEWIN	**53.447**	131	EVANS	**28.550**	17	66	SMITH	1:21.797	1:21.871	0.074
18	131	EVANS	**53.813**	83	SKEELS-PIGGINS	**28.580**	18	131	EVANS	1:22.363	1:22.849	0.486
19	89	JONES	**54.095**	666	BEASLEY	**28.705**	19	89	JONES	1:23.115	1:23.444	0.329
20	10	MITCHELL	**54.294**	89	JONES	**29.020**	20	666	BEASLEY	1:23.257	1:23.382	0.125
21	62	MITCHELL	**54.490**	85	KITE	**29.023**	21	62	MITCHELL	1:23.761	1:24.379	0.618
22	666	BEASLEY	**54.552**	62	MITCHELL	**29.271**	22	85	KITE	1:23.847	1:23.847	0.000
23	85	KITE	**54.824**	43	DAVIE	**29.552**	23	10	MITCHELL	1:23.852	1:24.099	0.247
24	43	DAVIE	**55.577**	10	MITCHELL	**29.558**	24	43	DAVIE	1:25.129	1:25.180	0.051
25	37	WOODS	**55.716**	37	WOODS	**29.668**	25	37	WOODS	1:25.384	1:25.384	0.000
26	9	WATSON	**55.966**	9	WATSON	**29.778**	26	9	WATSON	1:25.744	1:26.065	0.321
27	182	PHILLIPS	**56.142**	58	ELLIS	**30.495**	27	182	PHILLIPS	1:26.824	1:26.824	0.000
28	44	PARKER	**57.594**	289	HORNE	**30.638**	28	58	ELLIS	1:28.539	1:29.292	0.753
29	58	ELLIS	**58.044**	182	PHILLIPS	**30.682**	29	44	PARKER	1:28.765	1:28.881	0.116
30	289	HORNE	**58.368**	6	FIRTH	**31.058**	30	289	HORNE	1:29.006	1:29.307	0.301
31	40	WILKINSON	**58.412**	40	WILKINSON	**31.163**	31	40	WILKINSON	1:29.575	1:29.575	0.000
32	6	FIRTH	**59.315**	44	PARKER	**31.171**	32	6	FIRTH	1:30.373	1:30.667	0.294
33	33	LAWRENCE	**59.962**	147	MAY	**31.662**	33	33	LAWRENCE	1:31.829	1:32.415	0.586
34	147	MAY	**1:00.541**	33	LAWRENCE	**31.867**	34	147	MAY	1:32.203	1:32.801	0.598
35	126	LECHAUVE	**1:02.057**	126	LECHAUVE	**33.756**	35	126	LECHAUVE	1:35.813	1:35.897	0.084
36												

Weather / Track : Bright / Dry

Donington Park National
Circuit Length = 1.9790 miles
Start: 14:23 Flag 14:36 End: 14:37

Results can be found at www.tsl-timing.com

Printed - 14:38 Sunday, 17 June 2018

BMCRC-MRO Championships 2018

DFDS Yamaha Past Masters

Donington National Circuit

16th & 17th June 2018

Results Provided by Timing Solutions Ltd
www.tsl-timing.com

Donington Park National

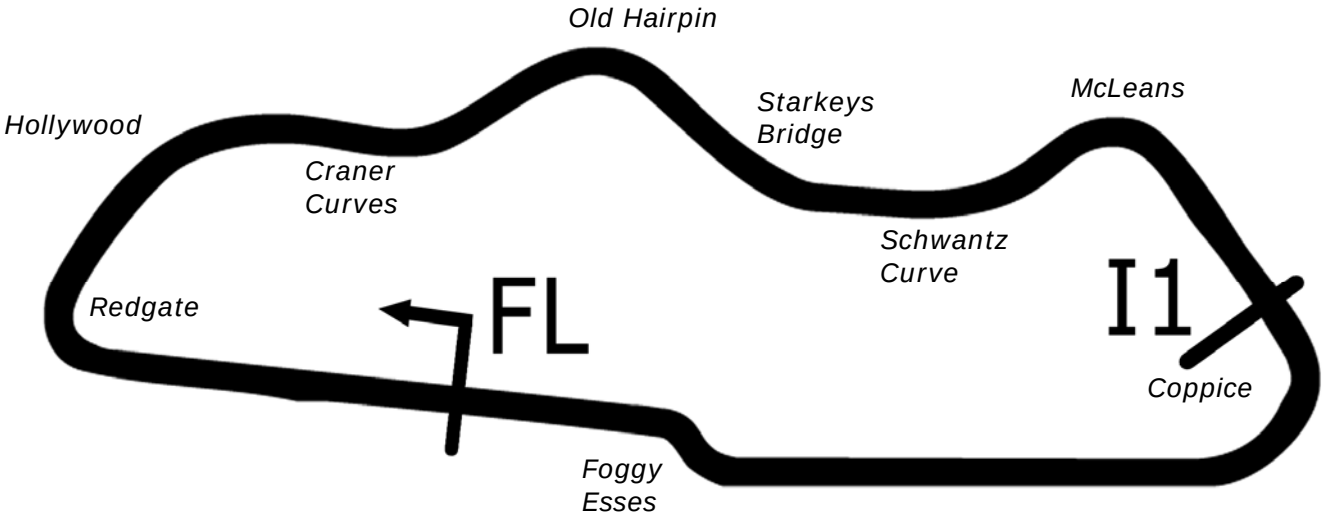

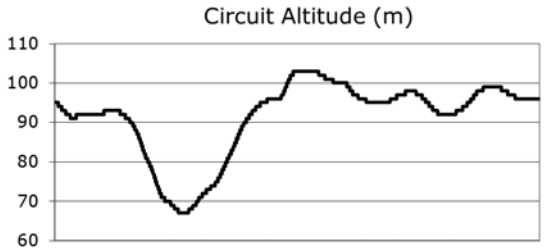

Length	1.9790 miles	3185.0 m	
FL		52.82971 N	1.37867 W
I1	2096m	52.82978 N	1.36508 W
Pit Entry	3100m	52.82951 N	1.37832 W
Pit Exit	229m after FL	52.82996 N	1.38205 W

Pit Entry–Pit Exit 287m, 17.2s @60kph, 12.9s @80kph

All results available at www.tsl-timing.com

BMCRC - MRO Championships 2018 - Rnd 5 @ Donington Park

Yamaha Past Masters & BMZRC 250 MZ

FREE PRACTICE - CLASSIFICATION

POS	NO	CL	PIC	NAME	ENTRY	TIME	ON	LAPS	GAP	DIFF	MPH
1	19		1	Peter BRANTON	Yamaha -	1:31.383	7	7			77.96
2	6		2	Matt BARBER	Yamaha -	1:32.605	7	7	1.222	1.222	76.93
3	79		3	Neil MACQUEEN	Yamaha -	1:34.010	6	7	2.627	1.405	75.78
4	88		4	Michael STANLEY	Yamaha -	1:34.514	7	7	3.131	0.504	75.38
5	97		5	Reece GUYETT	Yamaha - rose mot	1:37.064	6	6	5.681	2.550	73.40
6	45		6	Peter MOORE	Yamaha - Station Garage , Isle of Man	1:37.724	5	6	6.341	0.660	72.90
7	24	R	1	Scott CARSON	Yamaha - Two wheel technics	1:38.451	5	5	7.068	0.727	72.36
8	76	C	1	Kevin HIGERTY	Yamaha - Aitch Racing	1:39.781	6	6	8.398	1.330	71.40
9	81		7	Scott GRANT	Yamaha - SEAGER engineering/ Motaa Cycle Parts	1:39.909	6	6	8.526	0.128	71.31
10	125		8	Ben MILES	Yamaha - Allspeed	1:39.953	6	7	8.570	0.044	71.27
11	7		9	Pete FISHWICK	Yamaha -	1:40.370	6	6	8.987	0.417	70.98
12	82		1	Mark TAYLOR	MZ - Longhove Contracts	1:41.063	3	3	9.680	0.693	70.49
13	2	C	2	Lee HUFF	Yamaha -	1:41.259	2	2	9.876	0.196	70.36
14	69	R	1	Alexander MANN	MZ - HS RACING	1:42.538	2	3	11.155	1.279	69.48
15	9		2	Gary HOWLETT	MZ - HS Racing	1:42.890	6	6	11.507	0.352	69.24
16	96		3	Chris KENT	MZ - Me, Myself & I	1:43.198	6	7	11.815	0.308	69.03
17	4		10	Denis HALIL	Yamaha - D & A AUTOS	1:43.783	2	2	12.400	0.585	68.64
18	74		11	Paul WHITBY	Yamaha -	1:46.528	6	6	15.145	2.745	66.88
19	63		4	Keith BADGER	MZ - Bgr racing	1:46.539	2	2	15.156	0.011	66.87
20	95		5	Christopher ROGERS	MZ - CB Racing	1:46.748	3	3	15.365	0.209	66.74
21	60	R	2	Daniel GOUGH	Yamaha - G Force Motorcycles	1:46.923	3	3	15.540	0.175	66.63
22	47		6	Richard FAYERS	MZ -	1:47.460	5	6	16.077	0.537	66.30
23	87		12	Denise BUTTON	Yamaha -	1:48.324	5	6	16.941	0.864	65.77
24	41		13	David ABRAHAM	Yamaha - Cambridge Motorcycles	1:49.895	2	2	18.512	1.571	64.83
25	95	R	3	Simon CLARK	Yamaha - Towan Motors	1:50.319	6	6	18.936	0.424	64.58
26	40		7	Simon SNOWDEN	MZ - Wheels motorcycles peterborough	1:50.468	2	2	19.085	0.149	64.49
27	5		14	Max HOUSE	Yamaha -	1:50.970	5	5	19.587	0.502	64.20
28	28	R	2	William BROWN	MZ -	1:51.594	6	6	20.211	0.624	63.84
29	68		8	Graham GARRIQUES	MZ -	1:52.344	6	6	20.961	0.750	63.41
30	22		9	Simon FINCH	MZ - BlueCloud Projects Ltd	1:52.400	4	5	21.017	0.056	63.38
31	13*		15	Doug EDMONDSON	Yamaha - Anyone want to lend me a bike for the Classic T	1:52.559	4	5	21.176	0.159	63.29
32	21		16	Ben HUNTER	Yamaha -	1:52.603	2	2	21.220	0.044	63.27
33	40	C	3	Douglas BEACOCK	Yamaha -	1:52.695	2	2	21.312	0.092	63.22
34	100	R	4	David BOWLER	Yamaha - www.ypmrc.co.uk	1:54.065	5	6	22.682	1.370	62.46
35	5		10	Garry SAMETT	MZ - smallmouse	1:54.435	6	6	23.052	0.370	62.25
36	25		11	Chris CHADDERTON	MZ -	1:54.482	2	2	23.099	0.047	62.23
37	83	C	4	Paul GODBOLD	Yamaha - Hill farm tree services	1:55.402	2	2	24.019	0.920	61.73
38	59	C	5	Neil HESMAN	Yamaha - Farkham Hall	1:56.860	2	2	25.477	1.458	60.96
39	23		12	Brian SKINNER	MZ - Dept. of Work & Pensions	1:58.475	2	6	27.092	1.615	60.13
40	56		13	Russell TURNER	MZ -	1:59.131	2	2	27.748	0.656	59.80
41	46		17	Kevin MARSHALL	Yamaha -	2:00.456	4	5	29.073	1.325	59.14
42	57	R	5	Geoff MOOK	Yamaha -	2:01.599	1	1	30.216	1.143	58.59
43	17	C	6	David PATERSON	Yamaha - Lots of overtime	2:01.968	1	2	30.585	0.369	58.41
44	23	C	7	Zak PERRIN	Yamaha -	2:03.256	3	3	31.873	1.288	57.80
45	66		14	Mark VINCENT	MZ - Putoline	2:04.263	2	2	32.880	1.007	57.33
46	32	R	3	John ASHMEAD	MZ -	2:05.471	1	2	34.088	1.208	56.78
47	101		18	Andrew DAVIES	Yamaha - GIBSON EXHAUSTS	2:14.778	1	2	43.395	9.307	52.86
48	70	C	8	Andrew BURSCOUGH	Yamaha - Apollo Tuning	2:20.749	1	1	49.366	5.971	50.61
49	8		15	Peter MANNERING	MZ - mbc despatch racing			1			

*** No. 13 - Please fit a working transponder for Qualifying**

Donington Park National
Circuit Length = 1.9790 miles
Start: 09:33 Flag 09:48 End: 09:50

Weather / Track : Cloudy / Wet

These results are provisional until the conclusion of any judicial and technical matters.

Clerk Of Course :		Timekeeper :

Results can be found at www.tsl-timing.com

Printed - 09:50 Saturday, 16 June 2018

BMCRC - MRO Championships 2018 - Rnd 5 @ Donington Park

Yamaha Past Masters & BMZRC 250 MZ

FREE PRACTICE - SECTOR ANALYSIS

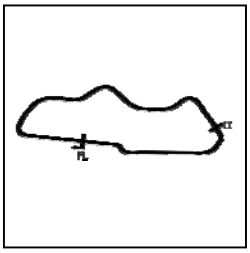

SECTOR 1 = FL to I1, SECTOR 2 = I1 to FL, DIFF = Difference To Personal Best Lap, P = Crossed Finish Line in Pit Lane, D = Time Disallowed

P1 19 Peter BRANTON Yamaha -

IDEAL LAP TIME : 1:31.383 BEST LAP TIME : 1:31.383 DIFFERENCE : 0.000

LAP	SECTOR 1	SECTOR 2	LAP TIME		MPH	DIFF	TIME OF DAY
1 -	1:11.361	35.926	1:47.287		66.40	15.904	09:35:45.040
2 -	1:07.831	33.909	1:41.740		70.02	10.357	09:37:26.780
3 -	1:04.900	33.095	1:37.995		72.70	6.612	09:39:04.775
4 -			4:19.350		27.47	2:47.967	09:43:24.125
5 -	1:04.222	32.807	1:37.029	**(3)**	73.42	5.646	09:45:01.154
6 -	1:01.437	32.156	1:33.593	**(2)**	76.12	2.210	09:46:34.747
7 -	***59.539***	***31.844***	***1:31.383***	**(1)**	***77.96***		***09:48:06.130***

P2 6 Matt BARBER Yamaha -

IDEAL LAP TIME : 1:32.605 BEST LAP TIME : 1:32.605 DIFFERENCE : 0.000

LAP	SECTOR 1	SECTOR 2	LAP TIME		MPH	DIFF	TIME OF DAY
1 -	1:11.585	36.885	1:48.470		65.68	15.865	09:35:51.809
2 -	1:04.214	33.766	1:37.980		72.71	5.375	09:37:29.789
3 -	1:02.735	33.632	1:36.367	**(3)**	73.93	3.762	09:39:06.156
4 -			4:17.739		27.64	2:45.134	09:43:23.895
5 -	1:03.465	33.335	1:36.800		73.60	4.195	09:45:00.695
6 -	1:01.194	32.723	1:33.917	**(2)**	75.86	1.312	09:46:34.612
7 -	***1:00.001***	***32.604***	***1:32.605***	**(1)**	***76.93***		***09:48:07.217***

P3 79 Neil MACQUEEN Yamaha -

IDEAL LAP TIME : 1:31.690 BEST LAP TIME : 1:34.010 DIFFERENCE : 2.320

LAP	SECTOR 1	SECTOR 2	LAP TIME		MPH	DIFF	TIME OF DAY
1 -	1:10.803	35.183	1:45.986		67.22	11.976	09:35:49.392
2 -	1:04.891	33.600	1:38.491		72.33	4.481	09:37:27.883
3 -	1:04.579	33.099	1:37.678	**(3)**	72.94	3.668	09:39:05.561
4 -			4:18.081		27.60	2:44.071	09:43:23.642
5 -	1:03.482	32.514	1:35.996	**(2)**	74.21	1.986	09:44:59.638
6 -	1:02.142	***31.868***	***1:34.010***	**(1)**	***75.78***		***09:46:33.648***
7 -	***59.822***	42.748	1:42.570		69.46	8.560	09:48:16.218

P4 88 Michael STANLEY Yamaha -

IDEAL LAP TIME : 1:34.514 BEST LAP TIME : 1:34.514 DIFFERENCE : 0.000

LAP	SECTOR 1	SECTOR 2	LAP TIME		MPH	DIFF	TIME OF DAY
1 -	1:10.896	36.505	1:47.401		66.33	12.887	09:35:46.620
2 -	1:07.118	34.638	1:41.756		70.01	7.242	09:37:28.376
3 -	1:05.027	33.742	1:38.769	**(3)**	72.13	4.255	09:39:07.145
4 -			4:17.757		27.64	2:43.243	09:43:24.902
5 -	1:05.172	33.638	1:38.810		72.10	4.296	09:45:03.712
6 -	1:03.503	34.536	1:38.039	**(2)**	72.67	3.525	09:46:41.751
7 -	***1:01.260***	***33.254***	***1:34.514***	**(1)**	***75.38***		***09:48:16.265***

P5 97 Reece GUYETT Yamaha - rose mot

IDEAL LAP TIME : 1:37.064 BEST LAP TIME : 1:37.064 DIFFERENCE : 0.000

LAP	SECTOR 1	SECTOR 2	LAP TIME		MPH	DIFF	TIME OF DAY
1 -	1:16.998	35.771	1:52.769		63.17	15.705	09:36:15.549
2 -	1:06.303	33.880	1:40.183	**(2)**	71.11	3.119	09:37:55.732
3 -	1:38.700		6:00.067		19.78	4:23.003	09:43:55.799
4 -	1:06.675	35.567	1:42.242		69.68	5.178	09:45:38.041
5 -	1:06.069	34.561	1:40.630	**(3)**	70.80	3.566	09:47:18.671
6 -	***1:03.342***	***33.722***	***1:37.064***	**(1)**	***73.40***		***09:48:55.735***

P6 45 Peter MOORE Yamaha - Station Garage , Isle of Man

IDEAL LAP TIME : 1:36.604 BEST LAP TIME : 1:37.724 DIFFERENCE : 1.120

LAP	SECTOR 1	SECTOR 2	LAP TIME		MPH	DIFF	TIME OF DAY
1 -	1:28.236	41.632	2:09.868		54.86	32.144	09:36:35.020

Weather / Track : Cloudy / Wet

Donington Park National
Circuit Length = 1.9790 miles
Start: 09:33 Flag 09:48 End: 09:50

BMCRC - MRO Championships 2018 - Rnd 5 @ Donington Park

Yamaha Past Masters & BMZRC 250 MZ

FREE PRACTICE - SECTOR ANALYSIS

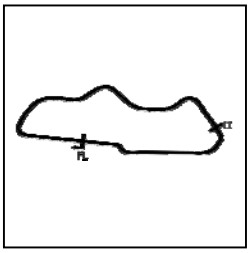

SECTOR 1 = FL to I1, SECTOR 2 = I1 to FL, DIFF = Difference To Personal Best Lap, P = Crossed Finish Line in Pit Lane, D = Time Disallowed

2 -	1:17.309	38.159	1:55.468	61.70	17.744	09:38:30.488
3 -	1:20.956		5:01.343	23.64	3:23.619	09:43:31.831
4 -	1:09.617	34.586	1:44.203 (3)	68.37	6.479	09:45:16.034
5 -	***1:02.963***	34.761	***1:37.724 (1)***	***72.90***		***09:46:53.758***
6 -	1:07.194	***33.641***	1:40.835 (2)	70.65	3.111	09:48:34.593

P7 24 R Scott CARSON Yamaha - Two wheel technics

IDEAL LAP TIME : 1:38.451 BEST LAP TIME : 1:38.451 DIFFERENCE : 0.000

LAP	SECTOR 1	SECTOR 2	LAP TIME	MPH	DIFF	TIME OF DAY
1 -		35.281	2:03.601	57.64	25.150	09:38:06.127
2 -	1:35.009		5:42.228	20.81	4:03.777	09:43:48.355
3 -	1:11.650	36.410	1:48.060 (3)	65.93	9.609	09:45:36.415
4 -	1:08.000	35.163	1:43.163 (2)	69.06	4.712	09:47:19.578
5 -	***1:04.122***	***34.329***	***1:38.451 (1)***	***72.36***		***09:48:58.029***

P8 76 C Kevin HIGERTY Yamaha - Aitch Racing

IDEAL LAP TIME : 1:39.781 BEST LAP TIME : 1:39.781 DIFFERENCE : 0.000

LAP	SECTOR 1	SECTOR 2	LAP TIME	MPH	DIFF	TIME OF DAY
1 -	1:26.429	42.018	2:08.447	55.46	28.666	09:36:31.165
2 -	1:18.606	37.812	1:56.418	61.19	16.637	09:38:27.583
3 -			4:55.923	24.07	3:16.142	09:43:23.506
4 -	1:10.579	35.344	1:45.923 (3)	67.26	6.142	09:45:09.429
5 -	1:06.478	34.745	1:41.223 (2)	70.38	1.442	09:46:50.652
6 -	***1:05.142***	***34.639***	***1:39.781 (1)***	***71.40***		***09:48:30.433***

P9 81 Scott GRANT Yamaha - SEAGER engineering/ Motaa Cycle Parts

IDEAL LAP TIME : 1:39.814 BEST LAP TIME : 1:39.909 DIFFERENCE : 0.095

LAP	SECTOR 1	SECTOR 2	LAP TIME	MPH	DIFF	TIME OF DAY
1 -	1:19.276	38.052	1:57.328	60.72	17.419	09:36:11.254
2 -	1:10.660	35.806	1:46.466	66.91	6.557	09:37:57.720
3 -	1:08.362		5:24.639	21.94	3:44.730	09:43:22.359
4 -	1:08.209	***34.500***	1:42.709 (3)	69.36	2.800	09:45:05.068
5 -	1:06.114	34.550	1:40.664 (2)	70.77	0.755	09:46:45.732
6 -	***1:05.314***	34.595	***1:39.909 (1)***	***71.31***		***09:48:25.641***

P10 125 Ben MILES Yamaha - Allspeed

IDEAL LAP TIME : 1:39.953 BEST LAP TIME : 1:39.953 DIFFERENCE : 0.000

LAP	SECTOR 1	SECTOR 2	LAP TIME	MPH	DIFF	TIME OF DAY
1 -	1:16.592	37.082	1:53.674	62.67	13.721	09:35:58.746
2 -	1:09.410	34.705	1:44.115	68.43	4.162	09:37:42.861
3 -	1:07.696	35.100	1:42.796 (3)	69.30	2.843	09:39:25.657
4 -	1:20.501		4:11.747	28.30	2:31.794	09:43:37.404
5 -	1:10.255	35.027	1:45.282	67.67	5.329	09:45:22.686
6 -	***1:05.521***	***34.432***	***1:39.953 (1)***	***71.27***		***09:47:02.639***
7 -	1:05.824	34.601	1:40.425 (2)	70.94	0.472	09:48:43.064

P11 7 Pete FISHWICK Yamaha -

IDEAL LAP TIME : 1:39.695 BEST LAP TIME : 1:40.370 DIFFERENCE : 0.675

LAP	SECTOR 1	SECTOR 2	LAP TIME	MPH	DIFF	TIME OF DAY
1 -	1:18.903	37.292	1:56.195	61.31	15.825	09:36:11.334
2 -	1:08.710	35.578	1:44.288 (3)	68.31	3.918	09:37:55.622
3 -	1:34.321		5:51.967	20.24	4:11.597	09:43:47.589
4 -	1:10.695	37.607	1:48.302	65.78	7.932	09:45:35.891
5 -	1:07.718	***34.945***	1:42.663 (2)	69.39	2.293	09:47:18.554
6 -	***1:04.750***	35.620	***1:40.370 (1)***	***70.98***		***09:48:58.924***

Weather / Track : Cloudy / Wet

Donington Park National
Circuit Length = 1.9790 miles
Start: 09:33 Flag 09:48 End: 09:50

BMCRC - MRO Championships 2018 - Rnd 5 @ Donington Park

Yamaha Past Masters & BMZRC 250 MZ

FREE PRACTICE - SECTOR ANALYSIS

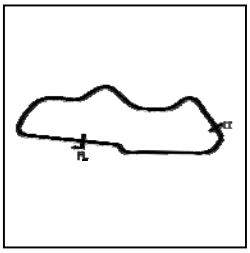

SECTOR 1 = FL to I1, SECTOR 2 = I1 to FL, DIFF = Difference To Personal Best Lap, P = Crossed Finish Line in Pit Lane, D = Time Disallowed

P12 82 Mark TAYLOR MZ - Longhove Contracts

IDEAL LAP TIME : 1:41.063 BEST LAP TIME : 1:41.063 DIFFERENCE : 0.000

LAP	SECTOR 1	SECTOR 2	LAP TIME	MPH	DIFF	TIME OF DAY
1 -	1:14.689	37.212	1:51.901 **(3)**	63.66	10.838	09:35:55.356
2 -	1:07.081	36.687	1:43.768 **(2)**	68.65	2.705	09:37:39.124
3 -	***1:05.691***	***35.372***	***1:41.063*** **(1)**	***70.49***		***09:39:20.187***

P13 2 C Lee HUFF Yamaha -

IDEAL LAP TIME : 1:41.259 BEST LAP TIME : 1:41.259 DIFFERENCE : 0.000

LAP	SECTOR 1	SECTOR 2	LAP TIME	MPH	DIFF	TIME OF DAY
1 -	1:13.656	36.092	1:49.748 **(2)**	64.91	8.489	09:36:12.412
2 -	***1:07.397***	***33.862***	***1:41.259*** **(1)**	***70.36***		***09:37:53.671***

P14 69 R Alexander MANN MZ - HS RACING

IDEAL LAP TIME : 1:42.538 BEST LAP TIME : 1:42.538 DIFFERENCE : 0.000

LAP	SECTOR 1	SECTOR 2	LAP TIME	MPH	DIFF	TIME OF DAY
1 -	1:15.170	36.180	1:51.350 **(3)**	63.98	8.812	09:36:01.779
2 -	***1:06.963***	***35.575***	***1:42.538*** **(1)**	***69.48***		***09:37:44.317***
3 -	1:10.532	36.240	1:46.772 **(2)**	66.72	4.234	09:39:31.089

P15 9 Gary HOWLETT MZ - HS Racing

IDEAL LAP TIME : 1:42.113 BEST LAP TIME : 1:42.890 DIFFERENCE : 0.777

LAP	SECTOR 1	SECTOR 2	LAP TIME	MPH	DIFF	TIME OF DAY
1 -	1:15.863	39.002	1:54.865	62.02	11.975	09:36:01.695
2 -	1:08.483	37.216	1:45.699 **(3)**	67.40	2.809	09:37:47.394
3 -			6:28.571	18.33	4:45.681	09:44:15.965
4 -	1:11.122	37.644	1:48.766	65.50	5.876	09:46:04.731
5 -	1:07.908	***35.359***	1:43.267 **(2)**	68.99	0.377	09:47:47.998
6 -	***1:06.754***	36.136	***1:42.890*** **(1)**	***69.24***		***09:49:30.888***

P16 96 Chris KENT MZ - Me, Myself & I

IDEAL LAP TIME : 1:42.894 BEST LAP TIME : 1:43.198 DIFFERENCE : 0.304

LAP	SECTOR 1	SECTOR 2	LAP TIME	MPH	DIFF	TIME OF DAY
1 -	1:15.928	38.210	1:54.138	62.42	10.940	09:35:58.217
2 -	1:10.858	36.327	1:47.185	66.47	3.987	09:37:45.402
3 -	1:07.851	***35.729***	1:43.580 **(2)**	68.78	0.382	09:39:28.982
4 -			4:46.674	24.85	3:03.476	09:44:15.656
5 -	1:10.707	37.067	1:47.774	66.10	4.576	09:46:03.430
6 -	***1:07.165***	36.033	***1:43.198*** **(1)**	***69.03***		***09:47:46.628***
7 -	1:07.178	36.549	1:43.727 **(3)**	68.68	0.529	09:49:30.355

P17 4 Denis HALIL Yamaha - D & A AUTOS

IDEAL LAP TIME : 1:41.805 BEST LAP TIME : 1:43.783 DIFFERENCE : 1.978

LAP	SECTOR 1	SECTOR 2	LAP TIME	MPH	DIFF	TIME OF DAY
1 -	1:18.533	39.988	1:58.521 **(2)**	60.11	14.738	09:36:06.935
2 -	1:08.559	***35.224***	***1:43.783*** **(1)**	***68.64***		***09:37:50.718***

P18 74 Paul WHITBY Yamaha -

IDEAL LAP TIME : 1:46.528 BEST LAP TIME : 1:46.528 DIFFERENCE : 0.000

LAP	SECTOR 1	SECTOR 2	LAP TIME	MPH	DIFF	TIME OF DAY
1 -	1:26.054	42.089	2:08.143	55.59	21.615	09:36:31.490
2 -	1:17.628	38.121	1:55.749 **(3)**	61.55	9.221	09:38:27.239
3 -	1:20.957		5:10.048	22.97	3:23.520	09:43:37.287
4 -	1:18.616	40.236	1:58.852	59.94	12.324	09:45:36.139
5 -	1:13.774	38.846	1:52.620 **(2)**	63.26	6.092	09:47:28.759
6 -	***1:09.313***	***37.215***	***1:46.528*** **(1)**	***66.88***		***09:49:15.287***

Weather / Track : Cloudy / Wet

Donington Park National
Circuit Length = 1.9790 miles
Start: 09:33 Flag 09:48 End: 09:50

BMCRC - MRO Championships 2018 - Rnd 5 @ Donington Park

Yamaha Past Masters & BMZRC 250 MZ

FREE PRACTICE - SECTOR ANALYSIS

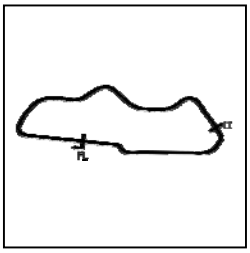

SECTOR 1 = FL to I1, SECTOR 2 = I1 to FL, DIFF = Difference To Personal Best Lap, P = Crossed Finish Line in Pit Lane, D = Time Disallowed

P19 63 Keith BADGER MZ - Bgr racing

IDEAL LAP TIME : 1:45.250 BEST LAP TIME : 1:46.539 DIFFERENCE : 1.289

LAP	SECTOR 1	SECTOR 2	LAP TIME	MPH	DIFF	TIME OF DAY
1 -	1:15.549	38.811	1:54.360 (2)	62.30	7.821	09:36:00.816
2 -	1:08.919	37.620	***1:46.539 (1)***	***66.87***		***09:37:47.355***

P20 95 Christopher ROGERS MZ - CB Racing

IDEAL LAP TIME : 1:46.748 BEST LAP TIME : 1:46.748 DIFFERENCE : 0.000

LAP	SECTOR 1	SECTOR 2	LAP TIME	MPH	DIFF	TIME OF DAY
1 -	1:16.136	37.816	1:53.952 (3)	62.52	7.204	09:35:56.091
2 -	1:11.422	36.657	1:48.079 (2)	65.92	1.331	09:37:44.170
3 -	***1:10.595***	***36.153***	***1:46.748 (1)***	***66.74***		***09:39:30.918***

P21 60 R Daniel GOUGH Yamaha - G Force Motorcycles

IDEAL LAP TIME : 1:46.897 BEST LAP TIME : 1:46.923 DIFFERENCE : 0.026

LAP	SECTOR 1	SECTOR 2	LAP TIME	MPH	DIFF	TIME OF DAY
1 -	1:19.594	40.616	2:00.210 (3)	59.26	13.287	09:45:35.616
2 -	1:13.905	***37.473***	1:51.378 (2)	63.96	4.455	09:47:26.994
3 -	***1:09.424***	37.499	***1:46.923 (1)***	***66.63***		***09:49:13.917***

P22 47 Richard FAYERS MZ -

IDEAL LAP TIME : 1:47.460 BEST LAP TIME : 1:47.460 DIFFERENCE : 0.000

LAP	SECTOR 1	SECTOR 2	LAP TIME	MPH	DIFF	TIME OF DAY
1 -	1:27.626	40.130	2:07.756	55.76	20.296	09:36:27.810
2 -	1:19.260	38.971	1:58.231	60.26	10.771	09:38:26.041
3 -			4:59.720	23.77	3:12.260	09:43:25.761
4 -	1:14.049	37.634	1:51.683 (3)	63.79	4.223	09:45:17.444
5 -	***1:10.388***	***37.072***	***1:47.460 (1)***	***66.30***		***09:47:04.904***
6 -	1:10.545	38.762	1:49.307 (2)	65.18	1.847	09:48:54.211

P23 87 Denise BUTTON Yamaha -

IDEAL LAP TIME : 1:48.189 BEST LAP TIME : 1:48.324 DIFFERENCE : 0.135

LAP	SECTOR 1	SECTOR 2	LAP TIME	MPH	DIFF	TIME OF DAY
1 -	1:28.581	42.575	2:11.156	54.32	22.832	09:36:33.446
2 -	1:24.435	42.153	2:06.588	56.28	18.264	09:38:40.034
3 -	1:23.766		4:48.040	24.73	2:59.716	09:43:28.074
4 -	1:12.504	38.183	1:50.687 (3)	64.36	2.363	09:45:18.761
5 -	1:10.553	***37.771***	***1:48.324 (1)***	***65.77***		***09:47:07.085***
6 -	***1:10.418***	38.392	1:48.810 (2)	65.47	0.486	09:48:55.895

P24 41 David ABRAHAM Yamaha - Cambridge Motorcycles

IDEAL LAP TIME : 1:48.841 BEST LAP TIME : 1:49.895 DIFFERENCE : 1.054

LAP	SECTOR 1	SECTOR 2	LAP TIME	MPH	DIFF	TIME OF DAY
1 -	1:21.978	38.799	2:00.777 (2)	58.99	10.882	09:36:28.625
2 -	1:13.959	***35.936***	***1:49.895 (1)***	***64.83***		***09:38:18.520***

P25 95 R Simon CLARK Yamaha - Towan Motors

IDEAL LAP TIME : 1:50.319 BEST LAP TIME : 1:50.319 DIFFERENCE : 0.000

LAP	SECTOR 1	SECTOR 2	LAP TIME	MPH	DIFF	TIME OF DAY
1 -	1:25.527	41.365	2:06.892	56.14	16.573	09:36:24.540
2 -	1:25.350	40.427	2:05.777	56.64	15.458	09:38:30.317
3 -	1:24.607		5:05.041	23.35	3:14.722	09:43:35.358
4 -	1:17.111	39.980	1:57.091 (3)	60.84	6.772	09:45:32.449
5 -	1:13.521	38.671	1:52.192 (2)	63.50	1.873	09:47:24.641
6 -	***1:11.876***	***38.443***	***1:50.319 (1)***	***64.58***		***09:49:14.960***

Weather / Track : Cloudy / Wet

Donington Park National
Circuit Length = 1.9790 miles
Start: 09:33 Flag 09:48 End: 09:50

BMCRC - MRO Championships 2018 - Rnd 5 @ Donington Park

Yamaha Past Masters & BMZRC 250 MZ

FREE PRACTICE - SECTOR ANALYSIS

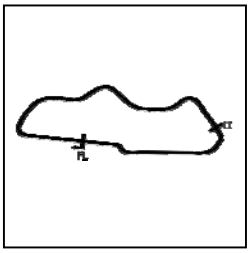

SECTOR 1 = FL to I1, SECTOR 2 = I1 to FL, DIFF = Difference To Personal Best Lap, P = Crossed Finish Line in Pit Lane, D = Time Disallowed

P26 40 Simon SNOWDEN MZ - Wheels motorcycles peterborough

IDEAL LAP TIME : 1:50.468 BEST LAP TIME : 1:50.468 DIFFERENCE : 0.000

LAP	SECTOR 1	SECTOR 2	LAP TIME	MPH	DIFF	TIME OF DAY
1 -	1:19.135	40.481	1:59.616 (2)	59.56	9.148	09:36:08.201
2 -	***1:12.635***	***37.833***	***1:50.468 (1)***	***64.49***		***09:37:58.669***

P27 5 Max HOUSE Yamaha -

IDEAL LAP TIME : 1:50.970 BEST LAP TIME : 1:50.970 DIFFERENCE : 0.000

LAP	SECTOR 1	SECTOR 2	LAP TIME	MPH	DIFF	TIME OF DAY
1 -	1:27.416	43.682	2:11.098 (3)	54.34	20.128	09:36:37.613
2 -	1:20.781	40.610	2:01.391 (2)	58.69	10.421	09:38:39.004
3 -	1:23.712	IN PIT	4:51.827 P	24.41	3:00.857	09:43:30.831
4 -		39.511	3:15.149	36.50	1:24.179	09:46:45.980
5 -	***1:12.087***	***38.883***	***1:50.970 (1)***	***64.20***		***09:48:36.950***

P28 28 R William BROWN MZ -

IDEAL LAP TIME : 1:51.594 BEST LAP TIME : 1:51.594 DIFFERENCE : 0.000

LAP	SECTOR 1	SECTOR 2	LAP TIME	MPH	DIFF	TIME OF DAY
1 -	1:25.242	45.706	2:10.948	54.40	19.354	09:36:26.521
2 -	1:26.012	42.278	2:08.290	55.53	16.696	09:38:34.811
3 -			5:13.053	22.75	3:21.459	09:43:47.864
4 -	1:19.402	41.525	2:00.927 (3)	58.91	9.333	09:45:48.791
5 -	1:14.125	41.269	1:55.394 (2)	61.74	3.800	09:47:44.185
6 -	***1:12.187***	***39.407***	***1:51.594 (1)***	***63.84***		***09:49:35.779***

P29 68 Graham GARRIQUES MZ -

IDEAL LAP TIME : 1:52.344 BEST LAP TIME : 1:52.344 DIFFERENCE : 0.000

LAP	SECTOR 1	SECTOR 2	LAP TIME	MPH	DIFF	TIME OF DAY
1 -	1:32.028	48.816	2:20.844	50.58	28.500	09:36:41.104
2 -	1:20.935	41.802	2:02.737	58.04	10.393	09:38:43.841
3 -			4:54.379	24.20	3:02.035	09:43:38.220
4 -	1:20.240	40.255	2:00.495 (3)	59.12	8.151	09:45:38.715
5 -	1:13.594	40.637	1:54.231 (2)	62.37	1.887	09:47:32.946
6 -	***1:12.774***	***39.570***	***1:52.344 (1)***	***63.41***		***09:49:25.290***

P30 22 Simon FINCH MZ - BlueCloud Projects Ltd

IDEAL LAP TIME : 1:50.406 BEST LAP TIME : 1:52.400 DIFFERENCE : 1.994

LAP	SECTOR 1	SECTOR 2	LAP TIME	MPH	DIFF	TIME OF DAY
1 -	1:26.507	42.559	2:09.066	55.20	16.666	09:36:30.881
2 -	1:17.562	38.926	1:56.488 (2)	61.16	4.088	09:38:27.369
3 -			5:06.029	23.28	3:13.629	09:43:33.398
4 -	1:13.636	***38.764***	***1:52.400 (1)***	***63.38***		***09:45:25.798***
5 -	***1:11.642***	46.038	1:57.680 (3)	60.54	5.280	09:47:23.478

P31 13 Doug EDMONDSON Yamaha - Anyone want to lend me a bike for the Classic TT 201

IDEAL LAP TIME : BEST LAP TIME : 1:52.559 DIFFERENCE :

LAP	SECTOR 1	SECTOR 2	LAP TIME	MPH	DIFF	TIME OF DAY
1 -		***IN PIT***	1:57.671 P	60.54	5.112	09:36:02.240
2 -			2:50.074 (2)	41.89	57.515	09:38:52.315
3 -			4:48.352 (3)	24.70	2:55.793	09:43:40.667
4 -			***1:52.559 (1)***	***63.29***		***09:45:33.226***
5 -		***IN PIT***	1:51.906 P	63.66		09:47:25.132

P32 21 Ben HUNTER Yamaha -

IDEAL LAP TIME : 1:52.013 BEST LAP TIME : 1:52.603 DIFFERENCE : 0.590

LAP	SECTOR 1	SECTOR 2	LAP TIME	MPH	DIFF	TIME OF DAY
1 -	1:18.756	37.386	1:56.142 (2)	61.34	3.539	09:36:12.373

Weather / Track : Cloudy / Wet

Donington Park National
Circuit Length = 1.9790 miles
Start: 09:33 Flag 09:48 End: 09:50

BMCRC - MRO Championships 2018 - Rnd 5 @ Donington Park

Yamaha Past Masters & BMZRC 250 MZ

FREE PRACTICE - SECTOR ANALYSIS

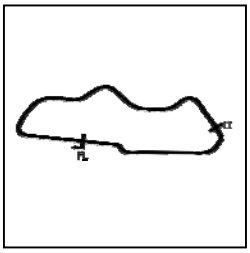

SECTOR 1 = FL to I1, SECTOR 2 = I1 to FL, DIFF = Difference To Personal Best Lap, P = Crossed Finish Line in Pit Lane, D = Time Disallowed

2 -	1:15.252	***37.351***	***1:52.603***	**(1)**	***63.27***	***09:38:04.976***

P33 40 C Douglas BEACOCK Yamaha -

IDEAL LAP TIME : 1:52.004 BEST LAP TIME : 1:52.695 DIFFERENCE : 0.691

LAP	SECTOR 1	SECTOR 2	LAP TIME		MPH	DIFF	TIME OF DAY
1 -	1:24.220	42.068	2:06.288	**(2)**	56.41	13.593	09:36:32.107
2 -	1:15.745	***36.950***	***1:52.695***	**(1)**	***63.22***		***09:38:24.802***

P34 100 R David BOWLER Yamaha - www.ypmrc.co.uk

IDEAL LAP TIME : 1:53.980 BEST LAP TIME : 1:54.065 DIFFERENCE : 0.085

LAP	SECTOR 1	SECTOR 2	LAP TIME		MPH	DIFF	TIME OF DAY
1 -	1:27.737	44.103	2:11.840		54.04	17.775	09:36:38.792
2 -	1:22.512	40.963	2:03.475		57.70	9.410	09:38:42.267
3 -	1:30.748		4:53.507		24.27	2:59.442	09:43:35.774
4 -	1:21.035	39.822	2:00.857	**(3)**	58.95	6.792	09:45:36.631
5 -	***1:15.085***	38.980	***1:54.065***	**(1)**	***62.46***		***09:47:30.696***
6 -	1:15.940	***38.895***	1:54.835	**(2)**	62.04	0.770	09:49:25.531

P35 5 Garry SAMETT MZ - smallmouse

IDEAL LAP TIME : 1:54.241 BEST LAP TIME : 1:54.435 DIFFERENCE : 0.194

LAP	SECTOR 1	SECTOR 2	LAP TIME		MPH	DIFF	TIME OF DAY
1 -	1:31.736	43.850	2:15.586		52.54	21.151	09:36:36.695
2 -	1:20.803	39.916	2:00.719		59.01	6.284	09:38:37.414
3 -			4:57.271		23.96	3:02.836	09:43:34.685
4 -	1:18.537	40.165	1:58.702	**(3)**	60.02	4.267	09:45:33.387
5 -	***1:15.279***	39.603	1:54.882	**(2)**	62.01	0.447	09:47:28.269
6 -	1:15.473	***38.962***	***1:54.435***	**(1)**	***62.25***		***09:49:22.704***

P36 25 Chris CHADDERTON MZ -

IDEAL LAP TIME : 1:54.482 BEST LAP TIME : 1:54.482 DIFFERENCE : 0.000

LAP	SECTOR 1	SECTOR 2	LAP TIME		MPH	DIFF	TIME OF DAY
1 -	1:17.636	41.452	1:59.088	**(2)**	59.82	4.606	09:36:10.249
2 -	***1:15.589***	***38.893***	***1:54.482***	**(1)**	***62.23***		***09:38:04.731***

P37 83 C Paul GODBOLD Yamaha - Hill farm tree services

IDEAL LAP TIME : 1:55.402 BEST LAP TIME : 1:55.402 DIFFERENCE : 0.000

LAP	SECTOR 1	SECTOR 2	LAP TIME		MPH	DIFF	TIME OF DAY
1 -	1:24.458	40.388	2:04.846	**(2)**	57.06	9.444	09:36:26.937
2 -	***1:16.872***	***38.530***	***1:55.402***	**(1)**	***61.73***		***09:38:22.339***

P38 59 C Neil HESMAN Yamaha - Farkham Hall

IDEAL LAP TIME : 1:56.860 BEST LAP TIME : 1:56.860 DIFFERENCE : 0.000

LAP	SECTOR 1	SECTOR 2	LAP TIME		MPH	DIFF	TIME OF DAY
1 -	1:24.785	41.366	2:06.151	**(2)**	56.47	9.291	09:36:19.498
2 -	***1:16.663***	***40.197***	***1:56.860***	**(1)**	***60.96***		***09:38:16.358***

P39 23 Brian SKINNER MZ - Dept. of Work & Pensions

IDEAL LAP TIME : 1:56.533 BEST LAP TIME : 1:58.475 DIFFERENCE : 1.942

LAP	SECTOR 1	SECTOR 2	LAP TIME		MPH	DIFF	TIME OF DAY
1 -	1:27.211	44.266	2:11.477		54.18	13.002	09:36:32.693
2 -	1:17.581	40.894	***1:58.475***	**(1)**	***60.13***		***09:38:31.168***
3 -			5:07.174		23.19	3:08.699	09:43:38.342
4 -	1:19.072	***39.856***	1:58.928	**(2)**	59.90	0.453	09:45:37.270
5 -	1:18.837	40.744	1:59.581	**(3)**	59.58	1.106	09:47:36.851
6 -	***1:16.677***	42.938	1:59.615		59.56	1.140	09:49:36.466

Weather / Track : Cloudy / Wet

Donington Park National
Circuit Length = 1.9790 miles
Start: 09:33 Flag 09:48 End: 09:50

BMCRC - MRO Championships 2018 - Rnd 5 @ Donington Park

Yamaha Past Masters & BMZRC 250 MZ

FREE PRACTICE - SECTOR ANALYSIS

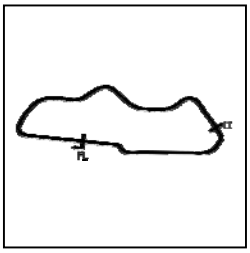

SECTOR 1 = FL to I1, SECTOR 2 = I1 to FL, DIFF = Difference To Personal Best Lap, P = Crossed Finish Line in Pit Lane, D = Time Disallowed

P40 56 Russell TURNER MZ -

IDEAL LAP TIME : 1:59.131 BEST LAP TIME : 1:59.131 DIFFERENCE : 0.000

LAP	SECTOR 1	SECTOR 2	LAP TIME	MPH	DIFF	TIME OF DAY
1 -	1:27.393	43.949	2:11.342 **(2)**	54.24	12.211	09:36:35.901
2 -	***1:19.798***	***39.333***	***1:59.131*** **(1)**	***59.80***		***09:38:35.032***

P41 46 Kevin MARSHALL Yamaha -

IDEAL LAP TIME : 2:00.456 BEST LAP TIME : 2:00.456 DIFFERENCE : 0.000

LAP	SECTOR 1	SECTOR 2	LAP TIME	MPH	DIFF	TIME OF DAY
1 -	1:34.877	46.158	2:21.035	50.51	20.579	09:36:50.397
2 -	1:30.474	45.721	2:16.195 **(3)**	52.31	15.739	09:39:06.592
3 -			5:47.576	20.49	3:47.120	09:44:54.168
4 -	***1:18.138***	***42.318***	***2:00.456*** **(1)**	***59.14***		***09:46:54.624***
5 -	1:20.020	44.814	2:04.834 **(2)**	57.07	4.378	09:48:59.458

P42 57 R Geoff MOOK Yamaha -

IDEAL LAP TIME : 2:01.599 BEST LAP TIME : 2:01.599 DIFFERENCE : 0.000

LAP	SECTOR 1	SECTOR 2	LAP TIME	MPH	DIFF	TIME OF DAY
1 -	***1:22.463***	***39.136***	***2:01.599*** **(1)**	***58.59***		***09:36:26.529***

P43 17 C David PATERSON Yamaha - Lots of overtime

IDEAL LAP TIME : 1:57.741 BEST LAP TIME : 2:01.968 DIFFERENCE : 4.227

LAP	SECTOR 1	SECTOR 2	LAP TIME	MPH	DIFF	TIME OF DAY
1 -	1:22.993	***38.975***	***2:01.968*** **(1)**	***58.41***		***09:36:15.004***
2 -	***1:18.766***	IN PIT	2:03.142 **P**	57.85	1.174	09:38:18.146

P44 23 C Zak PERRIN Yamaha -

IDEAL LAP TIME : 2:03.241 BEST LAP TIME : 2:03.256 DIFFERENCE : 0.015

LAP	SECTOR 1	SECTOR 2	LAP TIME	MPH	DIFF	TIME OF DAY
1 -	1:31.580	43.888	2:15.468 **(3)**	52.59	12.212	09:45:51.609
2 -	1:22.369	***41.542***	2:03.911 **(2)**	57.49	0.655	09:47:55.520
3 -	***1:21.699***	41.557	***2:03.256*** **(1)**	***57.80***		***09:49:58.776***

P45 66 Mark VINCENT MZ - Putoline

IDEAL LAP TIME : 2:04.263 BEST LAP TIME : 2:04.263 DIFFERENCE : 0.000

LAP	SECTOR 1	SECTOR 2	LAP TIME	MPH	DIFF	TIME OF DAY
1 -	1:26.409	46.589	2:12.998 **(2)**	53.56	8.735	09:36:25.691
2 -	***1:22.004***	***42.259***	***2:04.263*** **(1)**	***57.33***		***09:38:29.954***

P46 32 R John ASHMEAD MZ -

IDEAL LAP TIME : 2:05.471 BEST LAP TIME : 2:05.471 DIFFERENCE : 0.000

LAP	SECTOR 1	SECTOR 2	LAP TIME	MPH	DIFF	TIME OF DAY
1 -	***1:20.696***	***44.775***	***2:05.471*** **(1)**	***56.78***		***09:36:10.872***
2 -	1:21.476	IN PIT	2:08.435 **P**	55.47	2.964	09:38:19.307

P47 101 Andrew DAVIES Yamaha - GIBSON EXHAUSTS

IDEAL LAP TIME : 2:11.426 BEST LAP TIME : 2:14.778 DIFFERENCE : 3.352

LAP	SECTOR 1	SECTOR 2	LAP TIME	MPH	DIFF	TIME OF DAY
1 -	1:29.582	***45.196***	***2:14.778*** **(1)**	***52.86***		***09:36:30.859***
2 -	***1:26.230***	IN PIT	2:17.260 **P**	51.90	2.482	09:38:48.119

P48 70 C Andrew BURSCOUGH Yamaha - Apollo Tuning

IDEAL LAP TIME : 2:20.749 BEST LAP TIME : 2:20.749 DIFFERENCE : 0.000

LAP	SECTOR 1	SECTOR 2	LAP TIME	MPH	DIFF	TIME OF DAY

Weather / Track : Cloudy / Wet

Donington Park National
Circuit Length = 1.9790 miles
Start: 09:33 Flag 09:48 End: 09:50

BMCRC - MRO Championships 2018 - Rnd 5 @ Donington Park

Yamaha Past Masters & BMZRC 250 MZ

FREE PRACTICE - SECTOR ANALYSIS

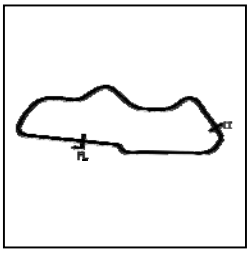

SECTOR 1 = FL to I1, SECTOR 2 = I1 to FL, DIFF = Difference To Personal Best Lap, P = Crossed Finish Line in Pit Lane, D = Time Disallowed

1 -	***1:30.490***	***50.259***	***2:20.749*** **(1)**	***50.61***	***09:36:37.427***

P49 8 Peter MANNERING MZ - mbc despatch racing

IDEAL LAP TIME : BEST LAP TIME : DIFFERENCE :

LAP	SECTOR 1	SECTOR 2	LAP TIME		MPH	DIFF	TIME OF DAY
1 -	***1:25.989***	***IN PIT***	2:19.291	**P**	51.14		09:36:30.135

Weather / Track : Cloudy / Wet

Donington Park National
Circuit Length = 1.9790 miles
Start: 09:33 Flag 09:48 End: 09:50

BMCRC - MRO Championships 2018 - Rnd 5 @ Donington Park

Yamaha Past Masters & BMZRC 250 MZ

FREE PRACTICE - BEST SECTORS

SECTOR 1

POS	NO	NAME	TIME
1	19	BRANTON	59.539
2	79	MACQUEEN	59.822
3	6	BARBER	1:00.001
4	88	STANLEY	1:01.260
5	45	MOORE	1:02.963
6	97	GUYETT	1:03.342
7	24	CARSON	1:04.122
8	7	FISHWICK	1:04.750
9	76	HIGERTY	1:05.142
10	81	GRANT	1:05.314
11	125	MILES	1:05.521
12	82	TAYLOR	1:05.691
13	4	HALIL	1:06.581
14	9	HOWLETT	1:06.754
15	69	MANN	1:06.963
16	96	KENT	1:07.165
17	2	HUFF	1:07.397
18	63	BADGER	1:08.772
19	74	WHITBY	1:09.313
20	60	GOUGH	1:09.424
21	47	FAYERS	1:10.388
22	87	BUTTON	1:10.418
23	95	ROGERS	1:10.595
24	22	FINCH	1:11.642
25	95	CLARK	1:11.876
26	5	HOUSE	1:12.087
27	28	BROWN	1:12.187
28	40	SNOWDEN	1:12.635
29	68	GARRIQUES	1:12.774
30	41	ABRAHAM	1:12.905
31	21	HUNTER	1:14.662
32	40	BEACOCK	1:15.054
33	100	BOWLER	1:15.085
34	5	SAMETT	1:15.279
35	25	CHADDERTON	1:15.589
36	59	HESMAN	1:16.663
37	23	SKINNER	1:16.677
38	83	GODBOLD	1:16.872
39	46	MARSHALL	1:18.138
40	17	PATERSON	1:18.766
41	56	TURNER	1:19.798
42	32	ASHMEAD	1:20.696
43	23	PERRIN	1:21.699
44	66	VINCENT	1:22.004
45	57	MOOK	1:22.463
46	8	MANNERING	1:25.989
47	101	DAVIES	1:26.230
48	70	BURSCOUGH	1:30.490
49			

SECTOR 2

NO	NAME	TIME
19	BRANTON	31.844
79	MACQUEEN	31.868
6	BARBER	32.604
88	STANLEY	33.254
45	MOORE	33.641
97	GUYETT	33.722
2	HUFF	33.862
24	CARSON	34.329
125	MILES	34.432
81	GRANT	34.500
76	HIGERTY	34.639
7	FISHWICK	34.945
4	HALIL	35.224
9	HOWLETT	35.359
82	TAYLOR	35.372
69	MANN	35.575
96	KENT	35.729
41	ABRAHAM	35.936
95	ROGERS	36.153
63	BADGER	36.478
40	BEACOCK	36.950
47	FAYERS	37.072
74	WHITBY	37.215
21	HUNTER	37.351
60	GOUGH	37.473
87	BUTTON	37.771
40	SNOWDEN	37.833
95	CLARK	38.443
83	GODBOLD	38.530
22	FINCH	38.764
5	HOUSE	38.883
25	CHADDERTON	38.893
100	BOWLER	38.895
5	SAMETT	38.962
17	PATERSON	38.975
57	MOOK	39.136
56	TURNER	39.333
28	BROWN	39.407
68	GARRIQUES	39.570
23	SKINNER	39.856
59	HESMAN	40.197
23	PERRIN	41.542
66	VINCENT	42.259
46	MARSHALL	42.318
32	ASHMEAD	44.775
101	DAVIES	45.196
70	BURSCOUGH	50.259

IDEAL / BEST COMPARISON

POS	NO	NAME	IDEAL	BEST	DIFF
		PERFECT LAP	1:31.383		
1	19	BRANTON	1:31.383	1:31.383	0.000
2	79	MACQUEEN	1:31.690	1:34.010	2.320
3	6	BARBER	1:32.605	1:32.605	0.000
4	88	STANLEY	1:34.514	1:34.514	0.000
5	45	MOORE	1:36.604	1:37.724	1.120
6	97	GUYETT	1:37.064	1:37.064	0.000
7	24	CARSON	1:38.451	1:38.451	0.000
8	7	FISHWICK	1:39.695	1:40.370	0.675
9	76	HIGERTY	1:39.781	1:39.781	0.000
10	81	GRANT	1:39.814	1:39.909	0.095
11	125	MILES	1:39.953	1:39.953	0.000
12	82	TAYLOR	1:41.063	1:41.063	0.000
13	2	HUFF	1:41.259	1:41.259	0.000
14	4	HALIL	1:41.805	1:43.783	1.978
15	9	HOWLETT	1:42.113	1:42.890	0.777
16	69	MANN	1:42.538	1:42.538	0.000
17	96	KENT	1:42.894	1:43.198	0.304
18	63	BADGER	1:45.250	1:46.539	1.289
19	74	WHITBY	1:46.528	1:46.528	0.000
20	95	ROGERS	1:46.748	1:46.748	0.000
21	60	GOUGH	1:46.897	1:46.923	0.026
22	47	FAYERS	1:47.460	1:47.460	0.000
23	87	BUTTON	1:48.189	1:48.324	0.135
24	41	ABRAHAM	1:48.841	1:49.895	1.054
25	95	CLARK	1:50.319	1:50.319	0.000
26	22	FINCH	1:50.406	1:52.400	1.994
27	40	SNOWDEN	1:50.468	1:50.468	0.000
28	5	HOUSE	1:50.970	1:50.970	0.000
29	28	BROWN	1:51.594	1:51.594	0.000
30	40	BEACOCK	1:52.004	1:52.695	0.691
31	21	HUNTER	1:52.013	1:52.603	0.590
32	68	GARRIQUES	1:52.344	1:52.344	0.000
33	100	BOWLER	1:53.980	1:54.065	0.085
34	5	SAMETT	1:54.241	1:54.435	0.194
35	25	CHADDERTON	1:54.482	1:54.482	0.000
36	83	GODBOLD	1:55.402	1:55.402	0.000
37	23	SKINNER	1:56.533	1:58.475	1.942
38	59	HESMAN	1:56.860	1:56.860	0.000
39	17	PATERSON	1:57.741	2:01.968	4.227
40	56	TURNER	1:59.131	1:59.131	0.000
41	46	MARSHALL	2:00.456	2:00.456	0.000
42	57	MOOK	2:01.599	2:01.599	0.000
43	23	PERRIN	2:03.241	2:03.256	0.015
44	66	VINCENT	2:04.263	2:04.263	0.000
45	32	ASHMEAD	2:05.471	2:05.471	0.000
46	101	DAVIES	2:11.426	2:14.778	3.352
47	70	BURSCOUGH	2:20.749	2:20.749	0.000
48	13	EDMONDSON		1:52.559	
49	8	MANNERING			

Weather / Track : Cloudy / Wet

Donington Park National
Circuit Length = 1.9790 miles
Start: 09:33 Flag 09:48 End: 09:50

Results can be found at www.tsl-timing.com

Printed - 09:51 Saturday, 16 June 2018

BMCRC - MRO Championships 2018 - Rnd 5 @ Donington Park

Yamaha Past Masters & BMZRC 250 MZ

QUALIFYING - CLASSIFICATION

POS	NO	CL	PIC	NAME	ENTRY	TIME	ON	LAPS	GAP	DIFF	MPH
1	19		1	Peter BRANTON	Yamaha -	1:21.702	8	10			87.20
2	79		2	Neil MACQUEEN	Yamaha -	1:21.751	3	8	0.049	0.049	87.15
3	6		3	Matt BARBER	Yamaha -	1:23.119	8	8	1.417	1.368	85.71
4	81		4	Scott GRANT	Yamaha - SEAGER engineering/ Motaa Cycle Parts	1:23.324	8	9	1.622	0.205	85.50
5	125		5	Ben MILES	Yamaha - Allspeed	1:23.840	4	6	2.138	0.516	84.97
6	101		6	Andrew DAVIES	Yamaha - GIBSON EXHAUSTS	1:24.063	8	9	2.361	0.223	84.75
7	7		7	Pete FISHWICK	Yamaha -	1:24.508	9	9	2.806	0.445	84.30
8	41		8	David ABRAHAM	Yamaha - Cambridge Motorcycles	1:24.797	3	6	3.095	0.289	84.01
9	45		9	Peter MOORE	Yamaha - Station Garage , Isle of Man	1:24.908	6	7	3.206	0.111	83.91
10	70	C	1	Andrew BURSCOUGH	Yamaha - Apollo Tuning	1:25.395	6	9	3.693	0.487	83.43
11	13		10	Doug EDMONDSON	Yamaha - Anyone want to lend me a bike for the Classic T	1:25.407	8	8	3.705	0.012	83.41
12	97		11	Reece GUYETT	Yamaha - rose mot	1:25.444	4	5	3.742	0.037	83.38
13	40	C	2	Douglas BEACOCK	Yamaha -	1:25.840	6	7	4.138	0.396	82.99
14	2	C	3	Lee HUFF	Yamaha -	1:25.935	3	9	4.233	0.095	82.90
15	4		12	Denis HALIL	Yamaha - D & A AUTOS	1:26.574	9	9	4.872	0.639	82.29
16	21		13	Ben HUNTER	Yamaha -	1:26.775	4	9	5.073	0.201	82.10
17	74		14	Paul WHITBY	Yamaha -	1:27.206	8	9	5.504	0.431	81.69
18	83 *	C	4	Paul GODBOLD	Yamaha - Hill farm tree services	1:27.471	7	9	5.769	0.265	81.45
19	5		15	Max HOUSE	Yamaha -	1:27.554	6	9	5.852	0.083	81.37
20	57	R	1	Geoff MOOK	Yamaha -	1:27.668	6	7	5.966	0.114	81.26
21	95	R	2	Simon CLARK	Yamaha - Towan Motors	1:27.950	9	9	6.248	0.282	81.00
22	95		1	Christopher ROGERS	MZ - CB Racing	1:28.597	5	8	6.895	0.647	80.41
23	96		2	Chris KENT	MZ - Me, Myself & I	1:29.452	3	9	7.750	0.855	79.64
24	82		3	Mark TAYLOR	MZ - Longhove Contracts	1:30.116	7	8	8.414	0.664	79.06
25	76	C	5	Kevin HIGERTY	Yamaha - Aitch Racing	1:30.422	8	8	8.720	0.306	78.79
26	9		4	Gary HOWLETT	MZ - HS Racing	1:30.837	8	8	9.135	0.415	78.43
27	17	C	6	David PATERSON	Yamaha - Lots of overtime	1:30.840	7	7	9.138	0.003	78.43
28	60	R	3	Daniel GOUGH	Yamaha - G Force Motorcycles	1:31.376	6	6	9.674	0.536	77.97
29	24	R	4	Scott CARSON	Yamaha - Two wheel technics	1:31.491	7	7	9.789	0.115	77.87
30	69	R	1	Alexander MANN	MZ - HS RACING	1:32.151	7	7	10.449	0.660	77.31
31	66	R	5	Neil ZWARTOUW	Yamaha - BUILD SCOPE Extensions & Conversions	1:32.216	5	5	10.514	0.065	77.26
32	22		5	Simon FINCH	MZ - BlueCloud Projects Ltd	1:32.468	6	8	10.766	0.252	77.04
33	68		6	Graham GARRIQUES	MZ -	1:33.507	7	8	11.805	1.039	76.19
34	59	C	7	Neil HESMAN	Yamaha - Farkham Hall	1:34.397	5	8	12.695	0.890	75.47
35	46		16	Kevin MARSHALL	Yamaha -	1:34.417	2	8	12.715	0.020	75.45
36	87		17	Denise BUTTON	Yamaha -	1:34.443	2	2	12.741	0.026	75.43
37	40		7	Simon SNOWDEN	MZ - Wheels motorcycles peterborough	1:35.474	3	4	13.772	1.031	74.62
38	28	R	2	William BROWN	MZ -	1:36.491	6	8	14.789	1.017	73.83
39	23		8	Brian SKINNER	MZ - Dept. of Work & Pensions	1:37.064	7	8	15.362	0.573	73.40
40	113		9	Liam NEWMAN	MZ - Team newman racing	1:37.183	5	8	15.481	0.119	73.31
41	5		10	Garry SAMETT	MZ - smallmouse	1:37.351	7	8	15.649	0.168	73.18
42	56		11	Russell TURNER	MZ -	1:37.396	7	8	15.694	0.045	73.15
43	47		12	Richard FAYERS	MZ -	1:37.565	6	8	15.863	0.169	73.02
44	100	R	6	David BOWLER	Yamaha - www.ypmrc.co.uk	1:38.126	7	8	16.424	0.561	72.60
45	69	C	8	Mark ELLERAY	Yamaha - Abbot Solutions Ltd	1:38.548	8	8	16.846	0.422	72.29
46	32	R	3	John ASHMEAD	MZ -	1:39.010	3	3	17.308	0.462	71.95
47	25		13	Chris CHADDERTON	MZ -	1:41.382	5	6	19.680	2.372	70.27
48	66		14	Mark VINCENT	MZ - Putoline	1:41.403	5	8	19.701	0.021	70.26
49	23	C	9	Zak PERRIN	Yamaha -	1:50.895	2	2	29.193	9.492	64.24
50	67	R	7	Mark BAILEY	Yamaha - Gforce motorcycles	2:04.930	2	4	43.228	14.035	57.02
51	63		15	Keith BADGER	MZ - Bgr racing			0			

*** No. 83 - Fastest lap removed - yellow flag infringement**

Donington Park National
Circuit Length = 1.9790 miles
Start: 11:57 Flag 12:10 End: 12:12

Weather / Track : Cloudy / Dry

These results are provisional until the conclusion of any judicial and technical matters.

Clerk Of Course :		Timekeeper :

Results can be found at www.tsl-timing.com

Printed - 12:35 Saturday, 16 June 2018

BMCRC - MRO Championships 2018 - Rnd 5 @ Donington Park

Yamaha Past Masters & BMZRC 250 MZ

QUALIFYING - SECTOR ANALYSIS

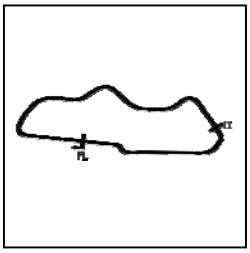

SECTOR 1 = FL to I1, SECTOR 2 = I1 to FL, DIFF = Difference To Personal Best Lap, P = Crossed Finish Line in Pit Lane, D = Time Disallowed

P1 19 Peter BRANTON Yamaha -

IDEAL LAP TIME : 1:21.243 BEST LAP TIME : 1:21.702 DIFFERENCE : 0.459

LAP	SECTOR 1	SECTOR 2	LAP TIME		MPH	DIFF	TIME OF DAY
1 -	57.776	29.416	1:27.192		81.71	5.490	11:59:09.662
2 -	54.633	29.132	1:23.765		85.05	2.063	12:00:33.427
3 -	54.063	29.087	1:23.150		85.68	1.448	12:01:56.577
4 -	53.877	28.991	1:22.868		85.97	1.166	12:03:19.445
5 -	54.419	29.493	1:23.912		84.90	2.210	12:04:43.357
6 -	53.981	28.653	1:22.634		86.21	0.932	12:06:05.991
7 -	53.685	29.309	1:22.994		85.84	1.292	12:07:28.985
8 -	***52.627***	29.075	***1:21.702***	**(1)**	***87.20***		***12:08:50.687***
9 -	53.409	***28.616***	1:22.025	**(3)**	86.85	0.323	12:10:12.712
10 -	53.126	28.879	1:22.005	**(2)**	86.88	0.303	12:11:34.717

P2 79 Neil MACQUEEN Yamaha -

IDEAL LAP TIME : 1:21.751 BEST LAP TIME : 1:21.751 DIFFERENCE : 0.000

LAP	SECTOR 1	SECTOR 2	LAP TIME		MPH	DIFF	TIME OF DAY
1 -	57.017	29.853	1:26.870		82.01	5.119	11:59:06.542
2 -	54.226	28.786	1:23.012	**(3)**	85.82	1.261	12:00:29.554
3 -	***53.021***	***28.730***	***1:21.751***	**(1)**	***87.15***		***12:01:51.305***
4 -	53.303	29.120	1:22.423	**(2)**	86.43	0.672	12:03:13.728
5 -	56.410	29.753	1:26.163		82.68	4.412	12:04:39.891
6 -	53.568	29.447	1:23.015		85.82	1.264	12:06:02.906
7 -	54.119	29.212	1:23.331		85.49	1.580	12:07:26.237
8 -	54.803	30.387	1:25.190		83.63	3.439	12:08:51.427

P3 6 Matt BARBER Yamaha -

IDEAL LAP TIME : 1:22.813 BEST LAP TIME : 1:23.119 DIFFERENCE : 0.306

LAP	SECTOR 1	SECTOR 2	LAP TIME		MPH	DIFF	TIME OF DAY
1 -	1:02.580	31.649	1:34.229		75.60	11.110	11:59:18.182
2 -	58.558	30.652	1:29.210		79.86	6.091	12:00:47.392
3 -	55.686	30.249	1:25.935		82.90	2.816	12:02:13.327
4 -	55.952	IN PIT	1:27.683	**P**	81.25	4.564	12:03:41.010
5 -		30.220	3:46.734		31.42	2:23.615	12:07:27.744
6 -	54.751	29.992	1:24.743	**(3)**	84.07	1.624	12:08:52.487
7 -	54.018	***29.136***	1:23.154	**(2)**	85.68	0.035	12:10:15.641
8 -	***53.677***	29.442	***1:23.119***	**(1)**	***85.71***		***12:11:38.760***

P4 81 Scott GRANT Yamaha - SEAGER engineering/ Motaa Cycle Parts

IDEAL LAP TIME : 1:23.324 BEST LAP TIME : 1:23.324 DIFFERENCE : 0.000

LAP	SECTOR 1	SECTOR 2	LAP TIME		MPH	DIFF	TIME OF DAY
1 -	58.971	30.475	1:29.446		79.65	6.122	11:59:13.371
2 -	55.759	29.555	1:25.314		83.51	1.990	12:00:38.685
3 -	54.709	29.862	1:24.571		84.24	1.247	12:02:03.256
4 -	54.766	29.681	1:24.447		84.36	1.123	12:03:27.703
5 -	54.562	29.631	1:24.193	**(2)**	84.62	0.869	12:04:51.896
6 -	56.179	30.046	1:26.225		82.62	2.901	12:06:18.121
7 -	54.717	29.600	1:24.317	**(3)**	84.49	0.993	12:07:42.438
8 -	***53.871***	***29.453***	***1:23.324***	**(1)**	***85.50***		***12:09:05.762***
9 -	54.653	29.855	1:24.508		84.30	1.184	12:10:30.270

P5 125 Ben MILES Yamaha - Allspeed

IDEAL LAP TIME : 1:23.840 BEST LAP TIME : 1:23.840 DIFFERENCE : 0.000

LAP	SECTOR 1	SECTOR 2	LAP TIME		MPH	DIFF	TIME OF DAY
1 -	57.846	30.359	1:28.205		80.77	4.365	12:04:11.294
2 -	56.177	29.811	1:25.988		82.85	2.148	12:05:37.282
3 -	54.994	29.458	1:24.452	**(2)**	84.36	0.612	12:07:01.734
4 -	***54.442***	***29.398***	***1:23.840***	**(1)**	***84.97***		***12:08:25.574***
5 -	54.985	29.626	1:24.611	**(3)**	84.20	0.771	12:09:50.185

Weather / Track : Cloudy / Dry

Donington Park National
Circuit Length = 1.9790 miles
Start: 11:57 Flag 12:10 End: 12:12

BMCRC - MRO Championships 2018 - Rnd 5 @ Donington Park

Yamaha Past Masters & BMZRC 250 MZ

QUALIFYING - SECTOR ANALYSIS

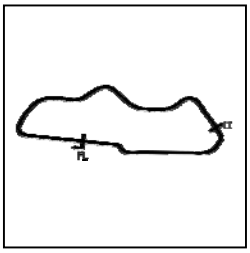

SECTOR 1 = FL to I1, SECTOR 2 = I1 to FL, DIFF = Difference To Personal Best Lap, P = Crossed Finish Line in Pit Lane, D = Time Disallowed

6 -	56.146	IN PIT	1:33.720	**P**	76.02	9.880	12:11:23.905

P6 101 Andrew DAVIES Yamaha - GIBSON EXHAUSTS

IDEAL LAP TIME : 1:23.978 BEST LAP TIME : 1:24.063 DIFFERENCE : 0.085

LAP	SECTOR 1	SECTOR 2	LAP TIME		MPH	DIFF	TIME OF DAY
1 -	1:05.611	33.896	1:39.507		71.59	15.444	11:59:43.012
2 -	59.222	32.036	1:31.258		78.07	7.195	12:01:14.270
3 -	57.056	31.201	1:28.257		80.72	4.194	12:02:42.527
4 -	57.121	30.876	1:27.997		80.96	3.934	12:04:10.524
5 -	57.142	29.960	1:27.102		81.79	3.039	12:05:37.626
6 -	54.952	29.874	1:24.826	**(3)**	83.99	0.763	12:07:02.452
7 -	***54.615***	29.544	1:24.159	**(2)**	84.65	0.096	12:08:26.611
8 -	54.700	***29.363***	***1:24.063***	**(1)**	***84.75***		***12:09:50.674***
9 -	56.111	31.634	1:27.745		81.19	3.682	12:11:18.419

P7 7 Pete FISHWICK Yamaha -

IDEAL LAP TIME : 1:23.928 BEST LAP TIME : 1:24.508 DIFFERENCE : 0.580

LAP	SECTOR 1	SECTOR 2	LAP TIME		MPH	DIFF	TIME OF DAY
1 -	1:03.665	31.120	1:34.785		75.16	10.277	11:59:27.878
2 -	56.040	30.177	1:26.217		82.63	1.709	12:00:54.095
3 -	56.230	29.926	1:26.156		82.69	1.648	12:02:20.251
4 -	55.514	30.179	1:25.693		83.14	1.185	12:03:45.944
5 -	55.422	***29.456***	1:24.878	**(2)**	83.93	0.370	12:05:10.822
6 -	54.499	30.668	1:25.167		83.65	0.659	12:06:35.989
7 -	56.997	30.444	1:27.441		81.47	2.933	12:08:03.430
8 -	55.364	29.572	1:24.936	**(3)**	83.88	0.428	12:09:28.366
9 -	***54.472***	30.036	***1:24.508***	**(1)**	***84.30***		***12:10:52.874***

P8 41 David ABRAHAM Yamaha - Cambridge Motorcycles

IDEAL LAP TIME : 1:24.516 BEST LAP TIME : 1:24.797 DIFFERENCE : 0.281

LAP	SECTOR 1	SECTOR 2	LAP TIME		MPH	DIFF	TIME OF DAY
1 -	58.756	30.693	1:29.449		79.65	4.652	11:59:08.654
2 -	56.333	29.808	1:26.141	**(3)**	82.70	1.344	12:00:34.795
3 -	***54.741***	30.056	***1:24.797***	**(1)**	***84.01***		***12:01:59.592***
4 -	55.186	***29.775***	1:24.961	**(2)**	83.85	0.164	12:03:24.553
5 -	55.997	30.280	1:26.277		82.57	1.480	12:04:50.830
6 -	55.437	31.106	1:26.543		82.32	1.746	12:06:17.373

P9 45 Peter MOORE Yamaha - Station Garage , Isle of Man

IDEAL LAP TIME : 1:24.833 BEST LAP TIME : 1:24.908 DIFFERENCE : 0.075

LAP	SECTOR 1	SECTOR 2	LAP TIME		MPH	DIFF	TIME OF DAY
1 -	1:09.516	32.970	1:42.486		69.51	17.578	11:59:35.424
2 -	56.241	30.234	1:26.475		82.38	1.567	12:01:01.899
3 -	55.628	30.491	1:26.119		82.73	1.211	12:02:28.018
4 -	56.004	30.539	1:26.543		82.32	1.635	12:03:54.561
5 -	54.937	30.082	1:25.019	**(2)**	83.80	0.111	12:05:19.580
6 -	***54.791***	30.117	***1:24.908***	**(1)**	***83.91***		***12:06:44.488***
7 -	55.299	***30.042***	1:25.341	**(3)**	83.48	0.433	12:08:09.829

P10 70 C Andrew BURSCOUGH Yamaha - Apollo Tuning

IDEAL LAP TIME : 1:24.738 BEST LAP TIME : 1:25.395 DIFFERENCE : 0.657

LAP	SECTOR 1	SECTOR 2	LAP TIME		MPH	DIFF	TIME OF DAY
1 -	1:01.523	30.652	1:32.175		77.29	6.780	11:59:16.225
2 -	57.034	30.808	1:27.842		81.10	2.447	12:00:44.067
3 -	57.587	30.781	1:28.368		80.62	2.973	12:02:12.435
4 -	57.255	***29.891***	1:27.146	**(3)**	81.75	1.751	12:03:39.581
5 -	56.218	33.645	1:29.863		79.28	4.468	12:05:09.444
6 -	55.464	29.931	***1:25.395***	**(1)**	***83.43***		***12:06:34.839***
7 -	57.755	30.941	1:28.696		80.32	3.301	12:08:03.535

Weather / Track : Cloudy / Dry

Donington Park National
Circuit Length = 1.9790 miles
Start: 11:57 Flag 12:10 End: 12:12

BMCRC - MRO Championships 2018 - Rnd 5 @ Donington Park

Yamaha Past Masters & BMZRC 250 MZ

QUALIFYING - SECTOR ANALYSIS

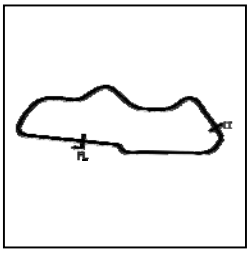

SECTOR 1 = FL to I1, SECTOR 2 = I1 to FL, DIFF = Difference To Personal Best Lap, P = Crossed Finish Line in Pit Lane, D = Time Disallowed

8 -	57.486	31.270	1:28.756		80.27	3.361	12:09:32.291
9 -	***54.847***	31.324	1:26.171	**(2)**	82.68	0.776	12:10:58.462

P11 13 Doug EDMONDSON Yamaha - Anyone want to lend me a bike for the Classic TT 201

IDEAL LAP TIME : 1:25.188 BEST LAP TIME : 1:25.407 DIFFERENCE : 0.219

LAP	SECTOR 1	SECTOR 2	LAP TIME		MPH	DIFF	TIME OF DAY
1 -	1:15.565	IN PIT	2:00.085	**P**	59.32	34.678	11:59:40.004
2 -		32.100	3:17.439		36.08	1:52.032	12:02:57.443
3 -	58.773	31.033	1:29.806		79.33	4.399	12:04:27.249
4 -	55.827	30.251	1:26.078	**(3)**	82.76	0.671	12:05:53.327
5 -	56.056	30.098	1:26.154		82.69	0.747	12:07:19.481
6 -	56.807	30.318	1:27.125		81.77	1.718	12:08:46.606
7 -	***55.302***	30.774	1:26.076	**(2)**	82.77	0.669	12:10:12.682
8 -	55.521	***29.886***	***1:25.407***	**(1)**	***83.41***		***12:11:38.089***

P12 97 Reece GUYETT Yamaha - rose mot

IDEAL LAP TIME : 1:25.143 BEST LAP TIME : 1:25.444 DIFFERENCE : 0.301

LAP	SECTOR 1	SECTOR 2	LAP TIME		MPH	DIFF	TIME OF DAY
1 -	1:03.988	31.988	1:35.976		74.23	10.532	11:59:37.646
2 -	56.231	***29.879***	1:26.110	**(3)**	82.73	0.666	12:01:03.756
3 -	***55.264***	30.383	1:25.647	**(2)**	83.18	0.203	12:02:29.403
4 -	55.266	30.178	***1:25.444***	**(1)**	***83.38***		***12:03:54.847***
5 -	1:05.297	IN PIT	1:54.425	**P**	62.26	28.981	12:05:49.272

P13 40 C Douglas BEACOCK Yamaha -

IDEAL LAP TIME : 1:25.479 BEST LAP TIME : 1:25.840 DIFFERENCE : 0.361

LAP	SECTOR 1	SECTOR 2	LAP TIME		MPH	DIFF	TIME OF DAY
1 -	1:03.513	31.918	1:35.431		74.65	9.591	11:59:24.315
2 -	56.902	31.140	1:28.042		80.92	2.202	12:00:52.357
3 -	56.668	30.086	1:26.754		82.12	0.914	12:02:19.111
4 -	56.391	30.276	1:26.667	**(3)**	82.20	0.827	12:03:45.778
5 -	56.464	***29.822***	1:26.286	**(2)**	82.57	0.446	12:05:12.064
6 -	***55.657***	30.183	***1:25.840***	**(1)**	***82.99***		***12:06:37.904***
7 -	56.304	IN PIT	1:34.835	**P**	75.12	8.995	12:08:12.739

P14 2 C Lee HUFF Yamaha -

IDEAL LAP TIME : 1:25.935 BEST LAP TIME : 1:25.935 DIFFERENCE : 0.000

LAP	SECTOR 1	SECTOR 2	LAP TIME		MPH	DIFF	TIME OF DAY
1 -	59.547	30.472	1:30.019		79.14	4.084	11:59:12.196
2 -	57.741	30.155	1:27.896		81.05	1.961	12:00:40.092
3 -	***56.053***	***29.882***	***1:25.935***	**(1)**	***82.90***		***12:02:06.027***
4 -	57.177	30.695	1:27.872		81.07	1.937	12:03:33.899
5 -	56.440	30.093	1:26.533	**(2)**	82.33	0.598	12:05:00.432
6 -	57.749	30.640	1:28.389		80.60	2.454	12:06:28.821
7 -	58.109	30.772	1:28.881		80.15	2.946	12:07:57.702
8 -	56.992	30.088	1:27.080	**(3)**	81.81	1.145	12:09:24.782
9 -	57.226	32.225	1:29.451		79.64	3.516	12:10:54.233

P15 4 Denis HALIL Yamaha - D & A AUTOS

IDEAL LAP TIME : 1:25.068 BEST LAP TIME : 1:26.574 DIFFERENCE : 1.506

LAP	SECTOR 1	SECTOR 2	LAP TIME		MPH	DIFF	TIME OF DAY
1 -	1:02.517	31.051	1:33.568		76.14	6.994	11:59:17.949
2 -	57.026	***30.018***	1:27.044		81.85	0.470	12:00:44.993
3 -	57.324	30.861	1:28.185		80.79	1.611	12:02:13.178
4 -	56.770	30.202	1:26.972	**(3)**	81.91	0.398	12:03:40.150
5 -	56.469	30.416	1:26.885	**(2)**	82.00	0.311	12:05:07.035
6 -	57.444	31.261	1:28.705		80.31	2.131	12:06:35.740
7 -	58.060	30.702	1:28.762		80.26	2.188	12:08:04.502
8 -	56.789	31.110	1:27.899		81.05	1.325	12:09:32.401

Weather / Track : Cloudy / Dry

Donington Park National
Circuit Length = 1.9790 miles
Start: 11:57 Flag 12:10 End: 12:12

BMCRC - MRO Championships 2018 - Rnd 5 @ Donington Park

Yamaha Past Masters & BMZRC 250 MZ

QUALIFYING - SECTOR ANALYSIS

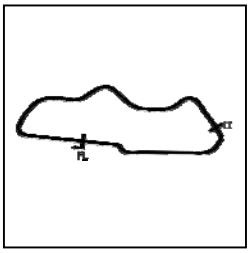

SECTOR 1 = FL to I1, SECTOR 2 = I1 to FL, DIFF = Difference To Personal Best Lap, P = Crossed Finish Line in Pit Lane, D = Time Disallowed

9 -	***55.050***	31.524	***1:26.574***	**(1)**	***82.29***	***12:10:58.975***

P16 21 Ben HUNTER Yamaha -

IDEAL LAP TIME : 1:25.656 BEST LAP TIME : 1:26.775 DIFFERENCE : 1.119

LAP	SECTOR 1	SECTOR 2	LAP TIME		MPH	DIFF	TIME OF DAY
1 -	1:00.881	30.805	1:31.686		77.70	4.911	11:59:15.860
2 -	57.046	31.495	1:28.541		80.46	1.766	12:00:44.401
3 -	57.621	30.279	1:27.900		81.05	1.125	12:02:12.301
4 -	56.834	***29.941***	***1:26.775***	**(1)**	***82.10***		***12:03:39.076***
5 -	56.272	31.037	1:27.309	**(3)**	81.60	0.534	12:05:06.385
6 -	57.676	30.671	1:28.347		80.64	1.572	12:06:34.732
7 -	57.534	30.970	1:28.504		80.50	1.729	12:08:03.236
8 -	57.166	30.362	1:27.528		81.39	0.753	12:09:30.764
9 -	***55.715***	31.237	1:26.952	**(2)**	81.93	0.177	12:10:57.716

P17 74 Paul WHITBY Yamaha -

IDEAL LAP TIME : 1:25.933 BEST LAP TIME : 1:27.206 DIFFERENCE : 1.273

LAP	SECTOR 1	SECTOR 2	LAP TIME		MPH	DIFF	TIME OF DAY
1 -	1:00.158	32.375	1:32.533		76.99	5.327	11:59:15.141
2 -	57.357	31.134	1:28.491		80.51	1.285	12:00:43.632
3 -	57.662	30.708	1:28.370		80.62	1.164	12:02:12.002
4 -	56.849	30.771	1:27.620	**(3)**	81.31	0.414	12:03:39.622
5 -	56.570	***30.691***	1:27.261	**(2)**	81.64	0.055	12:05:06.883
6 -	57.394	31.347	1:28.741		80.28	1.535	12:06:35.624
7 -	57.858	30.919	1:28.777		80.25	1.571	12:08:04.401
8 -	56.372	30.834	***1:27.206***	**(1)**	***81.69***		***12:09:31.607***
9 -	***55.242***	32.385	1:27.627		81.30	0.421	12:10:59.234

P18 83 C Paul GODBOLD Yamaha - Hill farm tree services

IDEAL LAP TIME : 1:27.105 BEST LAP TIME : 1:27.471 DIFFERENCE : 0.366

LAP	SECTOR 1	SECTOR 2	LAP TIME		MPH	DIFF	TIME OF DAY
1 -	1:03.647	31.269	1:34.916		75.06	7.445	11:59:19.432
2 -	1:00.261	31.761	1:32.022		77.42	4.551	12:00:51.454
3 -	58.616	30.914	1:29.530		79.57	2.059	12:02:20.984
4 -	56.751	***30.505***	~~1:27.256~~	**D**	81.65		12:03:48.240
5 -	57.182	30.847	1:28.029	**(3)**	80.93	0.558	12:05:16.269
6 -	***56.600***	31.270	1:27.870	**(2)**	81.08	0.399	12:06:44.139
7 -	56.901	30.570	***1:27.471***	**(1)**	***81.45***		***12:08:11.610***
8 -	59.576	31.220	1:30.796		78.46	3.325	12:09:42.406
9 -	57.347	33.965	1:31.312		78.02	3.841	12:11:13.718

P19 5 Max HOUSE Yamaha -

IDEAL LAP TIME : 1:27.553 BEST LAP TIME : 1:27.554 DIFFERENCE : 0.001

LAP	SECTOR 1	SECTOR 2	LAP TIME		MPH	DIFF	TIME OF DAY
1 -	1:03.931	33.196	1:37.127		73.35	9.573	11:59:25.140
2 -	58.608	31.381	1:29.989		79.17	2.435	12:00:55.129
3 -	59.588	31.157	1:30.745		78.51	3.191	12:02:25.874
4 -	57.824	31.588	1:29.412		79.68	1.858	12:03:55.286
5 -	57.752	30.675	1:28.427		80.57	0.873	12:05:23.713
6 -	57.077	***30.477***	***1:27.554***	**(1)**	***81.37***		***12:06:51.267***
7 -	***57.076***	31.170	1:28.246	**(3)**	80.73	0.692	12:08:19.513
8 -	57.273	30.627	1:27.900	**(2)**	81.05	0.346	12:09:47.413
9 -	58.695	30.647	1:29.342		79.74	1.788	12:11:16.755

P20 57 R Geoff MOOK Yamaha -

IDEAL LAP TIME : 1:27.668 BEST LAP TIME : 1:27.668 DIFFERENCE : 0.000

LAP	SECTOR 1	SECTOR 2	LAP TIME		MPH	DIFF	TIME OF DAY
1 -	1:07.465	32.703	1:40.168		71.12	12.500	11:59:31.976
2 -	59.402	32.415	1:31.817		77.59	4.149	12:01:03.793

Weather / Track : Cloudy / Dry

Donington Park National
Circuit Length = 1.9790 miles
Start: 11:57 Flag 12:10 End: 12:12

BMCRC - MRO Championships 2018 - Rnd 5 @ Donington Park

Yamaha Past Masters & BMZRC 250 MZ

QUALIFYING - SECTOR ANALYSIS

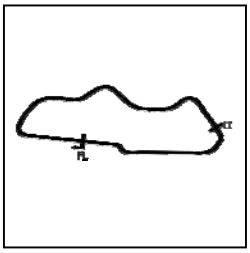

SECTOR 1 = FL to I1, SECTOR 2 = I1 to FL, DIFF = Difference To Personal Best Lap, P = Crossed Finish Line in Pit Lane, D = Time Disallowed

3 -	57.043	30.735	1:27.778	(2)	81.16	0.110	12:02:31.571
4 -	57.049	32.222	1:29.271		79.80	1.603	12:04:00.842
5 -	58.256	30.783	1:29.039		80.01	1.371	12:05:29.881
6 -	***56.993***	***30.675***	***1:27.668***	***(1)***	***81.26***		***12:06:57.549***
7 -	57.419	30.979	1:28.398	(3)	80.59	0.730	12:08:25.947

P21 95 R Simon CLARK Yamaha - Towan Motors

IDEAL LAP TIME : 1:27.507 BEST LAP TIME : 1:27.950 DIFFERENCE : 0.443

LAP	SECTOR 1	SECTOR 2	LAP TIME		MPH	DIFF	TIME OF DAY
1 -	1:10.590	34.002	1:44.592		68.11	16.642	11:59:36.957
2 -	1:01.229	32.602	1:33.831		75.93	5.881	12:01:10.788
3 -	59.690	32.012	1:31.702		77.69	3.752	12:02:42.490
4 -	59.684	31.417	1:31.101		78.20	3.151	12:04:13.591
5 -	58.744	31.695	1:30.439		78.77	2.489	12:05:44.030
6 -	57.051	31.248	1:28.299	(2)	80.68	0.349	12:07:12.329
7 -	57.635	31.324	1:28.959		80.08	1.009	12:08:41.288
8 -	***56.531***	31.802	1:28.333	(3)	80.65	0.383	12:10:09.621
9 -	56.974	***30.976***	***1:27.950***	***(1)***	***81.00***		***12:11:37.571***

P22 95 Christopher ROGERS MZ - CB Racing

IDEAL LAP TIME : 1:28.597 BEST LAP TIME : 1:28.597 DIFFERENCE : 0.000

LAP	SECTOR 1	SECTOR 2	LAP TIME		MPH	DIFF	TIME OF DAY
1 -	1:02.836	31.768	1:34.604		75.31	6.007	11:59:18.988
2 -	1:00.999	33.613	1:34.612		75.30	6.015	12:00:53.600
3 -	58.430	31.486	1:29.916		79.23	1.319	12:02:23.516
4 -	58.109	31.398	1:29.507	(3)	79.59	0.910	12:03:53.023
5 -	***57.236***	***31.361***	***1:28.597***	***(1)***	***80.41***		***12:05:21.620***
6 -	57.525	31.914	1:29.439	(2)	79.65	0.842	12:06:51.059
7 -	1:00.090	37.726	1:37.816		72.83	9.219	12:08:28.875
8 -	1:04.209	32.498	1:36.707		73.67	8.110	12:10:05.582

P23 96 Chris KENT MZ - Me, Myself & I

IDEAL LAP TIME : 1:29.452 BEST LAP TIME : 1:29.452 DIFFERENCE : 0.000

LAP	SECTOR 1	SECTOR 2	LAP TIME		MPH	DIFF	TIME OF DAY
1 -	1:08.835	34.681	1:43.516		68.82	14.064	11:59:29.538
2 -	59.235	31.871	1:31.106		78.20	1.654	12:01:00.644
3 -	***57.826***	***31.626***	***1:29.452***	***(1)***	***79.64***		***12:02:30.096***
4 -	59.338	31.742	1:31.080		78.22	1.628	12:04:01.176
5 -	58.930	32.231	1:31.161		78.15	1.709	12:05:32.337
6 -	58.169	32.215	1:30.384		78.82	0.932	12:07:02.721
7 -	58.375	31.962	1:30.337	(3)	78.86	0.885	12:08:33.058
8 -	58.455	31.649	1:30.104	(2)	79.07	0.652	12:10:03.162
9 -	58.105	32.715	1:30.820		78.44	1.368	12:11:33.982

P24 82 Mark TAYLOR MZ - Longhove Contracts

IDEAL LAP TIME : 1:29.696 BEST LAP TIME : 1:30.116 DIFFERENCE : 0.420

LAP	SECTOR 1	SECTOR 2	LAP TIME		MPH	DIFF	TIME OF DAY
1 -	1:01.505	34.252	1:35.757		74.40	5.641	11:59:17.800
2 -	1:01.236	33.710	1:34.946		75.03	4.830	12:00:52.746
3 -	59.114	32.042	1:31.156		78.15	1.040	12:02:23.902
4 -	***57.923***	33.334	1:31.257		78.07	1.141	12:03:55.159
5 -	59.288	***31.773***	1:31.061	(3)	78.24	0.945	12:05:26.220
6 -	58.324	31.846	1:30.170	(2)	79.01	0.054	12:06:56.390
7 -	58.171	31.945	***1:30.116***	***(1)***	***79.06***		***12:08:26.506***
8 -	59.912	IN PIT	1:40.006	**P**	71.24	9.890	12:10:06.512

P25 76 C Kevin HIGERTY Yamaha - Aitch Racing

IDEAL LAP TIME : 1:29.714 BEST LAP TIME : 1:30.422 DIFFERENCE : 0.708

LAP	SECTOR 1	SECTOR 2	LAP TIME	MPH	DIFF	TIME OF DAY

Weather / Track : Cloudy / Dry

Donington Park National
Circuit Length = 1.9790 miles
Start: 11:57 Flag 12:10 End: 12:12

BMCRC - MRO Championships 2018 - Rnd 5 @ Donington Park

Yamaha Past Masters & BMZRC 250 MZ

QUALIFYING - SECTOR ANALYSIS

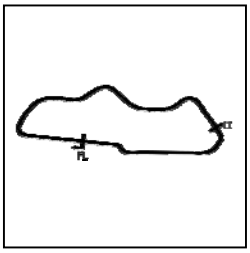

SECTOR 1 = FL to I1, SECTOR 2 = I1 to FL, DIFF = Difference To Personal Best Lap, P = Crossed Finish Line in Pit Lane, D = Time Disallowed

1 -	1:09.368	35.064	1:44.432		68.22	14.010	11:59:45.921
2 -	1:02.234	32.048	1:34.282		75.56	3.860	12:01:20.203
3 -	1:00.360	32.246	1:32.606		76.93	2.184	12:02:52.809
4 -	1:02.339	31.976	1:34.315		75.54	3.893	12:04:27.124
5 -	59.367	***31.776***	1:31.143	**(3)**	78.16	0.721	12:05:58.267
6 -	58.901	32.074	1:30.975	**(2)**	78.31	0.553	12:07:29.242
7 -	59.643	31.822	1:31.465		77.89	1.043	12:09:00.707
8 -	***57.938***	32.484	***1:30.422***	**(1)**	***78.79***		***12:10:31.129***

P26 9 Gary HOWLETT MZ - HS Racing

IDEAL LAP TIME : 1:30.837 BEST LAP TIME : 1:30.837 DIFFERENCE : 0.000

LAP	SECTOR 1	SECTOR 2	LAP TIME		MPH	DIFF	TIME OF DAY
1 -	1:08.619	34.985	1:43.604		68.76	12.767	11:59:30.059
2 -	1:00.246	32.738	1:32.984		76.62	2.147	12:01:03.043
3 -	59.633	33.058	1:32.691		76.86	1.854	12:02:35.734
4 -	1:01.696	34.476	1:36.172		74.08	5.335	12:04:11.906
5 -	1:00.301	32.869	1:33.170		76.46	2.333	12:05:45.076
6 -	59.898	32.508	1:32.406	**(3)**	77.10	1.569	12:07:17.482
7 -	59.632	32.702	1:32.334	**(2)**	77.16	1.497	12:08:49.816
8 -	***58.656***	***32.181***	***1:30.837***	**(1)**	***78.43***		***12:10:20.653***

P27 17 C David PATERSON Yamaha - Lots of overtime

IDEAL LAP TIME : 1:30.704 BEST LAP TIME : 1:30.840 DIFFERENCE : 0.136

LAP	SECTOR 1	SECTOR 2	LAP TIME		MPH	DIFF	TIME OF DAY
1 -	1:03.036	31.806	1:34.842		75.12	4.002	11:59:17.893
2 -	1:01.696	33.876	1:35.572		74.54	4.732	12:00:53.465
3 -	1:00.897	32.829	1:33.726		76.01	2.886	12:02:27.191
4 -	1:01.400	31.772	1:33.172		76.46	2.332	12:04:00.363
5 -	1:00.853	31.903	1:32.756	**(3)**	76.81	1.916	12:05:33.119
6 -	***59.434***	31.683	1:31.117	**(2)**	78.19	0.277	12:07:04.236
7 -	59.570	***31.270***	***1:30.840***	**(1)**	***78.43***		***12:08:35.076***

P28 60 R Daniel GOUGH Yamaha - G Force Motorcycles

IDEAL LAP TIME : 1:31.104 BEST LAP TIME : 1:31.376 DIFFERENCE : 0.272

LAP	SECTOR 1	SECTOR 2	LAP TIME		MPH	DIFF	TIME OF DAY
1 -		33.766	1:59.851		59.44	28.475	12:03:07.883
2 -	1:03.247	32.678	1:35.925		74.27	4.549	12:04:43.808
3 -	1:02.109	33.022	1:35.131		74.89	3.755	12:06:18.939
4 -	59.855	32.226	1:32.081	**(3)**	77.37	0.705	12:07:51.020
5 -	59.413	***32.155***	1:31.568	**(2)**	77.80	0.192	12:09:22.588
6 -	***58.949***	32.427	***1:31.376***	**(1)**	***77.97***		***12:10:53.964***

P29 24 R Scott CARSON Yamaha - Two wheel technics

IDEAL LAP TIME : 1:31.415 BEST LAP TIME : 1:31.491 DIFFERENCE : 0.076

LAP	SECTOR 1	SECTOR 2	LAP TIME		MPH	DIFF	TIME OF DAY
1 -	1:01.572	32.059	1:33.631	**(3)**	76.09	2.140	11:59:12.750
2 -	59.615	34.513	1:34.128		75.69	2.637	12:00:46.878
3 -		IN PIT	3:39.781	**P**	32.41	2:08.290	12:04:26.659
4 -		33.354	1:48.234		65.82	16.743	12:06:14.893
5 -	1:00.992	32.823	1:33.815		75.94	2.324	12:07:48.708
6 -	***59.514***	31.999	1:31.513	**(2)**	77.85	0.022	12:09:20.221
7 -	59.590	***31.901***	***1:31.491***	**(1)**	***77.87***		***12:10:51.712***

P30 69 R Alexander MANN MZ - HS RACING

IDEAL LAP TIME : 1:32.151 BEST LAP TIME : 1:32.151 DIFFERENCE : 0.000

LAP	SECTOR 1	SECTOR 2	LAP TIME		MPH	DIFF	TIME OF DAY
1 -	1:06.789	33.409	1:40.198		71.10	8.047	11:59:32.313
2 -	1:00.526	32.823	1:33.349	**(3)**	76.32	1.198	12:01:05.662
3 -	1:00.615	32.930	1:33.545		76.16	1.394	12:02:39.207

Weather / Track : Cloudy / Dry

Donington Park National
Circuit Length = 1.9790 miles
Start: 11:57 Flag 12:10 End: 12:12

BMCRC - MRO Championships 2018 - Rnd 5 @ Donington Park

Yamaha Past Masters & BMZRC 250 MZ

QUALIFYING - SECTOR ANALYSIS

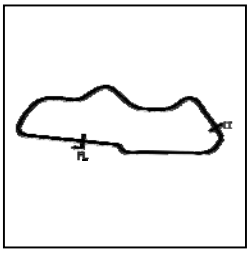

SECTOR 1 = FL to I1, SECTOR 2 = I1 to FL, DIFF = Difference To Personal Best Lap, P = Crossed Finish Line in Pit Lane, D = Time Disallowed

4 -	1:01.710	33.569	1:35.279		74.77	3.128	12:04:14.486
5 -	1:00.412	32.884	1:33.296	(2)	76.36	1.145	12:05:47.782
6 -	1:00.465	32.964	1:33.429		76.25	1.278	12:07:21.211
7 -	***59.462***	***32.689***	***1:32.151***	**(1)**	***77.31***		***12:08:53.362***

P31 66 R Neil ZWARTOUW

Yamaha - BUILD SCOPE Extensions & Conversions

IDEAL LAP TIME : 1:32.216 BEST LAP TIME : 1:32.216 DIFFERENCE : 0.000

LAP	SECTOR 1	SECTOR 2	LAP TIME		MPH	DIFF	TIME OF DAY
1 -	1:10.857	34.601	1:45.458		67.55	13.242	11:59:36.711
2 -	1:04.326	32.968	1:37.294		73.22	5.078	12:01:14.005
3 -	1:00.693	32.451	1:33.144	(3)	76.49	0.928	12:02:47.149
4 -	1:00.595	32.540	1:33.135	(2)	76.49	0.919	12:04:20.284
5 -	***1:00.104***	***32.112***	***1:32.216***	**(1)**	***77.26***		***12:05:52.500***

P32 22 Simon FINCH

MZ - BlueCloud Projects Ltd

IDEAL LAP TIME : 1:32.252 BEST LAP TIME : 1:32.468 DIFFERENCE : 0.216

LAP	SECTOR 1	SECTOR 2	LAP TIME		MPH	DIFF	TIME OF DAY
1 -	1:06.483	34.857	1:41.340		70.30	8.872	11:59:34.761
2 -	1:00.492	32.449	1:32.941		76.65	0.473	12:01:07.702
3 -	1:00.566	32.775	1:33.341		76.32	0.873	12:02:41.043
4 -	1:00.489	33.279	1:33.768		75.98	1.300	12:04:14.811
5 -	1:00.896	32.772	1:33.668		76.06	1.200	12:05:48.479
6 -	***59.847***	32.621	***1:32.468***	**(1)**	***77.04***		***12:07:20.947***
7 -	1:00.212	***32.405***	1:32.617	(3)	76.92	0.149	12:08:53.564
8 -	1:00.131	32.485	1:32.616	(2)	76.92	0.148	12:10:26.180

P33 68 Graham GARRIQUES

MZ -

IDEAL LAP TIME : 1:33.507 BEST LAP TIME : 1:33.507 DIFFERENCE : 0.000

LAP	SECTOR 1	SECTOR 2	LAP TIME		MPH	DIFF	TIME OF DAY
1 -	1:10.600	38.129	1:48.729		65.52	15.222	11:59:48.321
2 -	1:01.675	33.111	1:34.786		75.16	1.279	12:01:23.107
3 -	1:03.157	33.500	1:36.657		73.71	3.150	12:02:59.764
4 -	1:01.775	33.213	1:34.988		75.00	1.481	12:04:34.752
5 -	1:00.810	33.012	1:33.822	(2)	75.93	0.315	12:06:08.574
6 -	1:00.896	33.178	1:34.074	(3)	75.73	0.567	12:07:42.648
7 -	***1:00.644***	***32.863***	***1:33.507***	**(1)**	***76.19***		***12:09:16.155***
8 -	1:01.535	35.544	1:37.079		73.39	3.572	12:10:53.234

P34 59 C Neil HESMAN

Yamaha - Farkham Hall

IDEAL LAP TIME : 1:34.195 BEST LAP TIME : 1:34.397 DIFFERENCE : 0.202

LAP	SECTOR 1	SECTOR 2	LAP TIME		MPH	DIFF	TIME OF DAY
1 -	1:10.589	34.089	1:44.678		68.06	10.281	11:59:37.436
2 -	1:04.327	34.398	1:38.725		72.16	4.328	12:01:16.161
3 -	1:02.451	32.851	1:35.302		74.75	0.905	12:02:51.463
4 -	1:04.320	***32.502***	1:36.822		73.58	2.425	12:04:28.285
5 -	1:01.829	32.568	***1:34.397***	**(1)**	***75.47***		***12:06:02.682***
6 -	***1:01.693***	32.741	1:34.434	(2)	75.44	0.037	12:07:37.116
7 -	1:02.283	32.736	1:35.019	(3)	74.98	0.622	12:09:12.135
8 -	1:04.625	33.956	1:38.581		72.27	4.184	12:10:50.716

P35 46 Kevin MARSHALL

Yamaha -

IDEAL LAP TIME : 1:34.412 BEST LAP TIME : 1:34.417 DIFFERENCE : 0.005

LAP	SECTOR 1	SECTOR 2	LAP TIME		MPH	DIFF	TIME OF DAY
1 -	1:07.601	34.365	1:41.966		69.87	7.549	11:59:25.929
2 -	1:01.436	***32.981***	***1:34.417***	**(1)**	***75.45***		***12:01:00.346***
3 -	1:02.990	33.157	1:36.147		74.10	1.730	12:02:36.493
4 -	1:03.510	33.457	1:36.967		73.47	2.550	12:04:13.460
5 -	1:03.701	33.178	1:36.879		73.54	2.462	12:05:50.339
6 -	1:02.448	33.257	1:35.705	(3)	74.44	1.288	12:07:26.044

Weather / Track : Cloudy / Dry

Donington Park National
Circuit Length = 1.9790 miles
Start: 11:57 Flag 12:10 End: 12:12

BMCRC - MRO Championships 2018 - Rnd 5 @ Donington Park

Yamaha Past Masters & BMZRC 250 MZ

QUALIFYING - SECTOR ANALYSIS

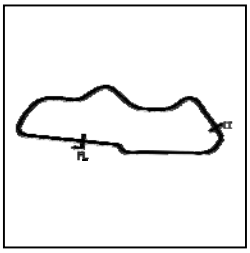

SECTOR 1 = FL to I1, SECTOR 2 = I1 to FL, DIFF = Difference To Personal Best Lap, P = Crossed Finish Line in Pit Lane, D = Time Disallowed

7 -	1:02.408	33.379	1:35.787		74.38	1.370	12:09:01.831
8 -	***1:01.431***	33.524	1:34.955	**(2)**	75.03	0.538	12:10:36.786

P36 87 Denise BUTTON Yamaha -

IDEAL LAP TIME : 1:34.443 BEST LAP TIME : 1:34.443 DIFFERENCE : 0.000

LAP	SECTOR 1	SECTOR 2	LAP TIME		MPH	DIFF	TIME OF DAY
1 -	1:05.245	33.682	1:38.927	**(2)**	72.01	4.484	11:59:28.450
2 -	***1:02.383***	***32.060***	***1:34.443***	**(1)**	***75.43***		***12:01:02.893***

P37 40 Simon SNOWDEN MZ - Wheels motorcycles peterborough

IDEAL LAP TIME : 1:35.474 BEST LAP TIME : 1:35.474 DIFFERENCE : 0.000

LAP	SECTOR 1	SECTOR 2	LAP TIME		MPH	DIFF	TIME OF DAY
1 -	1:08.377	34.534	1:42.911	**(3)**	69.23	7.437	11:59:33.055
2 -	7:23.614	34.238	7:57.852		14.90	6:22.378	12:07:30.907
3 -	***1:01.758***	***33.716***	***1:35.474***	**(1)**	***74.62***		***12:09:06.381***
4 -	1:02.168	34.772	1:36.940	**(2)**	73.49	1.466	12:10:43.321

P38 28 R William BROWN MZ -

IDEAL LAP TIME : 1:36.491 BEST LAP TIME : 1:36.491 DIFFERENCE : 0.000

LAP	SECTOR 1	SECTOR 2	LAP TIME		MPH	DIFF	TIME OF DAY
1 -	1:11.269	37.262	1:48.531		65.64	12.040	11:59:42.908
2 -	1:03.676	35.357	1:39.033		71.94	2.542	12:01:21.941
3 -	1:05.682	34.478	1:40.160		71.13	3.669	12:03:02.101
4 -	1:04.171	34.533	1:38.704		72.18	2.213	12:04:40.805
5 -	1:03.272	34.738	1:38.010	**(3)**	72.69	1.519	12:06:18.815
6 -	***1:02.040***	***34.451***	***1:36.491***	**(1)**	***73.83***		***12:07:55.306***
7 -	1:02.307	35.574	1:37.881	**(2)**	72.78	1.390	12:09:33.187
8 -	1:02.154	38.005	1:40.159		71.13	3.668	12:11:13.346

P39 23 Brian SKINNER MZ - Dept. of Work & Pensions

IDEAL LAP TIME : 1:37.064 BEST LAP TIME : 1:37.064 DIFFERENCE : 0.000

LAP	SECTOR 1	SECTOR 2	LAP TIME		MPH	DIFF	TIME OF DAY
1 -	1:12.826	37.612	1:50.438		64.51	13.374	11:59:46.647
2 -	1:06.730	34.564	1:41.294		70.33	4.230	12:01:27.941
3 -	1:06.643	35.150	1:41.793		69.99	4.729	12:03:09.734
4 -	1:04.669	34.897	1:39.566		71.55	2.502	12:04:49.300
5 -	1:04.786	36.305	1:41.091		70.47	4.027	12:06:30.391
6 -	1:03.538	34.357	1:37.895	**(2)**	72.77	0.831	12:08:08.286
7 -	***1:03.149***	***33.915***	***1:37.064***	**(1)**	***73.40***		***12:09:45.350***
8 -	1:03.498	35.407	1:38.905	**(3)**	72.03	1.841	12:11:24.255

P40 113 Liam NEWMAN MZ - Team newman racing

IDEAL LAP TIME : 1:36.521 BEST LAP TIME : 1:37.183 DIFFERENCE : 0.662

LAP	SECTOR 1	SECTOR 2	LAP TIME		MPH	DIFF	TIME OF DAY
1 -	1:10.624	38.668	1:49.292		65.18	12.109	11:59:44.742
2 -	1:04.684	34.669	1:39.353		71.71	2.170	12:01:24.095
3 -	1:04.988	34.510	1:39.498		71.60	2.315	12:03:03.593
4 -	1:04.053	34.959	1:39.012	**(3)**	71.95	1.829	12:04:42.605
5 -	1:02.968	34.215	***1:37.183***	**(1)**	***73.31***		***12:06:19.788***
6 -	1:03.318	***33.917***	1:37.235	**(2)**	73.27	0.052	12:07:57.023
7 -	1:03.433	37.558	1:40.991		70.54	3.808	12:09:38.014
8 -	***1:02.604***	36.685	1:39.289		71.75	2.106	12:11:17.303

P41 5 Garry SAMETT MZ - smallmouse

IDEAL LAP TIME : 1:36.816 BEST LAP TIME : 1:37.351 DIFFERENCE : 0.535

LAP	SECTOR 1	SECTOR 2	LAP TIME		MPH	DIFF	TIME OF DAY
1 -	1:10.322	35.158	1:45.480		67.54	8.129	11:59:40.595
2 -	1:05.226	34.513	1:39.739		71.43	2.388	12:01:20.334

Weather / Track : Cloudy / Dry

Donington Park National
Circuit Length = 1.9790 miles
Start: 11:57 Flag 12:10 End: 12:12

BMCRC - MRO Championships 2018 - Rnd 5 @ Donington Park

Yamaha Past Masters & BMZRC 250 MZ

QUALIFYING - SECTOR ANALYSIS

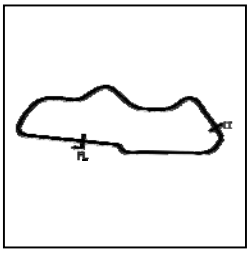

SECTOR 1 = FL to I1, SECTOR 2 = I1 to FL, DIFF = Difference To Personal Best Lap, P = Crossed Finish Line in Pit Lane, D = Time Disallowed

3 -	1:06.058	34.784	1:40.842		70.65	3.491	12:03:01.176
4 -	1:06.130	34.479	1:40.609		70.81	3.258	12:04:41.785
5 -	1:03.590	34.944	1:38.534		72.30	1.183	12:06:20.319
6 -	1:03.875	***33.943***	1:37.818	**(3)**	72.83	0.467	12:07:58.137
7 -	1:02.928	34.423	***1:37.351***	**(1)**	***73.18***		***12:09:35.488***
8 -	***1:02.873***	34.856	1:37.729	**(2)**	72.90	0.378	12:11:13.217

P42 56 Russell TURNER

MZ -

IDEAL LAP TIME : 1:36.440 BEST LAP TIME : 1:37.396 DIFFERENCE : 0.956

LAP	SECTOR 1	SECTOR 2	LAP TIME		MPH	DIFF	TIME OF DAY
1 -	1:09.494	36.250	1:45.744		67.37	8.348	11:59:34.804
2 -	1:06.438	36.249	1:42.687		69.38	5.291	12:01:17.491
3 -	1:06.874	34.471	1:41.345		70.30	3.949	12:02:58.836
4 -	1:04.831	34.612	1:39.443		71.64	2.047	12:04:38.279
5 -	1:05.155	34.492	1:39.647		71.49	2.251	12:06:17.926
6 -	1:04.644	33.861	1:38.505	**(3)**	72.32	1.109	12:07:56.431
7 -	1:03.679	***33.717***	***1:37.396***	**(1)**	***73.15***		***12:09:33.827***
8 -	***1:02.723***	34.871	1:37.594	**(2)**	73.00	0.198	12:11:11.421

P43 47 Richard FAYERS

MZ -

IDEAL LAP TIME : 1:36.904 BEST LAP TIME : 1:37.565 DIFFERENCE : 0.661

LAP	SECTOR 1	SECTOR 2	LAP TIME		MPH	DIFF	TIME OF DAY
1 -	1:13.302	36.957	1:50.259		64.61	12.694	11:59:47.077
2 -	1:07.309	36.622	1:43.931		68.55	6.366	12:01:31.008
3 -	1:08.067	35.410	1:43.477		68.85	5.912	12:03:14.485
4 -	1:06.288	34.377	1:40.665		70.77	3.100	12:04:55.150
5 -	1:05.256	34.934	1:40.190		71.11	2.625	12:06:35.340
6 -	***1:03.406***	34.159	***1:37.565***	**(1)**	***73.02***		***12:08:12.905***
7 -	1:04.458	***33.498***	1:37.956	**(2)**	72.73	0.391	12:09:50.861
8 -	1:04.146	35.298	1:39.444	**(3)**	71.64	1.879	12:11:30.305

P44 100 R David BOWLER

Yamaha - www.ypmrc.co.uk

IDEAL LAP TIME : 1:37.916 BEST LAP TIME : 1:38.126 DIFFERENCE : 0.210

LAP	SECTOR 1	SECTOR 2	LAP TIME		MPH	DIFF	TIME OF DAY
1 -	1:12.038	35.566	1:47.604		66.21	9.478	11:59:45.060
2 -	1:06.050	34.956	1:41.006		70.53	2.880	12:01:26.066
3 -	1:07.776	34.980	1:42.756		69.33	4.630	12:03:08.822
4 -	1:05.107	34.613	1:39.720		71.44	1.594	12:04:48.542
5 -	1:05.108	***33.880***	1:38.988		71.97	0.862	12:06:27.530
6 -	1:04.336	34.544	1:38.880	**(3)**	72.05	0.754	12:08:06.410
7 -	1:04.234	33.892	***1:38.126***	**(1)**	***72.60***		***12:09:44.536***
8 -	***1:04.036***	34.352	1:38.388	**(2)**	72.41	0.262	12:11:22.924

P45 69 C Mark ELLERAY

Yamaha - Abbot Solutions Ltd

IDEAL LAP TIME : 1:38.548 BEST LAP TIME : 1:38.548 DIFFERENCE : 0.000

LAP	SECTOR 1	SECTOR 2	LAP TIME		MPH	DIFF	TIME OF DAY
1 -	1:14.734	39.483	1:54.217		62.37	15.669	11:59:45.308
2 -	1:08.941	36.307	1:45.248		67.69	6.700	12:01:30.556
3 -	1:08.222	35.266	1:43.488		68.84	4.940	12:03:14.044
4 -	1:06.266	35.408	1:41.674		70.07	3.126	12:04:55.718
5 -	1:05.732	36.198	1:41.930		69.89	3.382	12:06:37.648
6 -	1:06.080	34.932	1:41.012	**(3)**	70.53	2.464	12:08:18.660
7 -	1:05.285	34.926	1:40.211	**(2)**	71.09	1.663	12:09:58.871
8 -	***1:04.294***	***34.254***	***1:38.548***	**(1)**	***72.29***		***12:11:37.419***

P46 32 R John ASHMEAD

MZ -

IDEAL LAP TIME : 1:38.733 BEST LAP TIME : 1:39.010 DIFFERENCE : 0.277

LAP	SECTOR 1	SECTOR 2	LAP TIME		MPH	DIFF	TIME OF DAY
1 -	1:06.209	36.657	1:42.866	**(3)**	69.26	3.856	11:59:26.854

Weather / Track : Cloudy / Dry

Donington Park National
Circuit Length = 1.9790 miles
Start: 11:57 Flag 12:10 End: 12:12

BMCRC - MRO Championships 2018 - Rnd 5 @ Donington Park

Yamaha Past Masters & BMZRC 250 MZ

QUALIFYING - SECTOR ANALYSIS

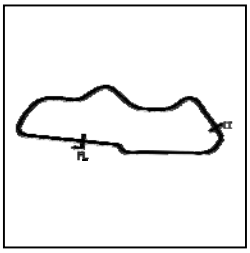

SECTOR 1 = FL to I1, SECTOR 2 = I1 to FL, DIFF = Difference To Personal Best Lap, P = Crossed Finish Line in Pit Lane, D = Time Disallowed

2 -	1:04.041	***35.017***	1:39.058	**(2)**	71.92	0.048	12:01:05.912
3 -	***1:03.716***	35.294	***1:39.010***	**(1)**	***71.95***		***12:02:44.922***

P47 25 Chris CHADDERTON MZ -

IDEAL LAP TIME : 1:40.939 BEST LAP TIME : 1:41.382 DIFFERENCE : 0.443

LAP	SECTOR 1	SECTOR 2	LAP TIME		MPH	DIFF	TIME OF DAY
1 -	1:10.895	36.741	1:47.636		66.19	6.254	11:59:36.300
2 -	1:07.912	36.123	1:44.035		68.48	2.653	12:01:20.335
3 -	1:09.162	***35.665***	1:44.827		67.96	3.445	12:03:05.162
4 -	1:06.445	36.202	1:42.647	**(2)**	69.40	1.265	12:04:47.809
5 -	***1:05.274***	36.108	***1:41.382***	**(1)**	***70.27***		***12:06:29.191***
6 -	1:07.029	36.158	1:43.187	**(3)**	69.04	1.805	12:08:12.378

P48 66 Mark VINCENT MZ - Putoline

IDEAL LAP TIME : 1:40.752 BEST LAP TIME : 1:41.403 DIFFERENCE : 0.651

LAP	SECTOR 1	SECTOR 2	LAP TIME		MPH	DIFF	TIME OF DAY
1 -	1:09.148	36.804	1:45.952		67.24	4.549	11:59:34.224
2 -	1:07.626	37.193	1:44.819		67.97	3.416	12:01:19.043
3 -	1:06.719	35.281	1:42.000		69.84	0.597	12:03:01.043
4 -	***1:05.702***	35.750	1:41.452	**(2)**	70.22	0.049	12:04:42.495
5 -	1:06.353	***35.050***	***1:41.403***	**(1)**	***70.26***		***12:06:23.898***
6 -	1:06.367	35.902	1:42.269		69.66	0.866	12:08:06.167
7 -	1:06.359	35.543	1:41.902	**(3)**	69.91	0.499	12:09:48.069
8 -	1:05.797	37.634	1:43.431		68.88	2.028	12:11:31.500

P49 23 C Zak PERRIN Yamaha -

IDEAL LAP TIME : 1:50.895 BEST LAP TIME : 1:50.895 DIFFERENCE : 0.000

LAP	SECTOR 1	SECTOR 2	LAP TIME		MPH	DIFF	TIME OF DAY
1 -	1:16.221	38.988	1:55.209	**(2)**	61.84	4.314	11:59:48.994
2 -	***1:13.638***	***37.257***	***1:50.895***	**(1)**	***64.24***		***12:01:39.889***

P50 67 R Mark BAILEY Yamaha - Gforce motorcycles

IDEAL LAP TIME : 2:00.882 BEST LAP TIME : 2:04.930 DIFFERENCE : 4.048

LAP	SECTOR 1	SECTOR 2	LAP TIME		MPH	DIFF	TIME OF DAY
1 -		***41.548***	2:25.674		48.90	20.744	12:04:51.887
2 -	1:19.385	45.545	***2:04.930***	**(1)**	***57.02***		***12:06:56.817***
3 -	***1:19.334***	45.817	2:05.151	**(3)**	56.92	0.221	12:09:01.968
4 -	1:23.103	41.849	2:04.952	**(2)**	57.01	0.022	12:11:06.920

Weather / Track : Cloudy / Dry

Donington Park National
Circuit Length = 1.9790 miles
Start: 11:57 Flag 12:10 End: 12:12

BMCRC - MRO Championships 2018 - Rnd 5 @ Donington Park

Yamaha Past Masters & BMZRC 250 MZ

QUALIFYING - BEST SECTORS

	SECTOR 1			SECTOR 2			IDEAL / BEST COMPARISON					
POS	NO	NAME	TIME	NO	NAME	TIME	POS	NO	NAME	IDEAL	BEST	DIFF
									PERFECT LAP	1:21.243		
1	19	BRANTON	52.627	19	BRANTON	28.616	1	19	BRANTON	1:21.243	1:21.702	0.459
2	79	MACQUEEN	53.021	79	MACQUEEN	28.730	2	79	MACQUEEN	1:21.751	1:21.751	0.000
3	6	BARBER	53.677	6	BARBER	29.136	3	6	BARBER	1:22.813	1:23.119	0.306
4	81	GRANT	53.871	101	DAVIES	29.363	4	81	GRANT	1:23.324	1:23.324	0.000
5	125	MILES	54.442	125	MILES	29.398	5	125	MILES	1:23.840	1:23.840	0.000
6	7	FISHWICK	54.472	81	GRANT	29.453	6	7	FISHWICK	1:23.928	1:24.508	0.580
7	101	DAVIES	54.615	7	FISHWICK	29.456	7	101	DAVIES	1:23.978	1:24.063	0.085
8	41	ABRAHAM	54.741	41	ABRAHAM	29.775	8	41	ABRAHAM	1:24.516	1:24.797	0.281
9	45	MOORE	54.791	40	BEACOCK	29.822	9	70	BURSCOUGH	1:24.738	1:25.395	0.657
10	70	BURSCOUGH	54.847	97	GUYETT	29.879	10	45	MOORE	1:24.833	1:24.908	0.075
11	4	HALIL	55.050	2	HUFF	29.882	11	4	HALIL	1:25.068	1:26.574	1.506
12	74	WHITBY	55.242	13	EDMONDSON	29.886	12	97	GUYETT	1:25.143	1:25.444	0.301
13	97	GUYETT	55.264	70	BURSCOUGH	29.891	13	13	EDMONDSON	1:25.188	1:25.407	0.219
14	13	EDMONDSON	55.302	21	HUNTER	29.941	14	40	BEACOCK	1:25.479	1:25.840	0.361
15	40	BEACOCK	55.657	4	HALIL	30.018	15	21	HUNTER	1:25.656	1:26.775	1.119
16	21	HUNTER	55.715	45	MOORE	30.042	16	74	WHITBY	1:25.933	1:27.206	1.273
17	2	HUFF	56.053	5	HOUSE	30.477	17	2	HUFF	1:25.935	1:25.935	0.000
18	95	CLARK	56.531	83	GODBOLD	30.505	18	83	GODBOLD	1:27.105	1:27.471	0.366
19	83	GODBOLD	56.600	57	MOOK	30.675	19	95	CLARK	1:27.507	1:27.950	0.443
20	57	MOOK	56.993	74	WHITBY	30.691	20	5	HOUSE	1:27.553	1:27.554	0.001
21	5	HOUSE	57.076	95	CLARK	30.976	21	57	MOOK	1:27.668	1:27.668	0.000
22	95	ROGERS	57.236	17	PATERSON	31.270	22	95	ROGERS	1:28.597	1:28.597	0.000
23	96	KENT	57.826	95	ROGERS	31.361	23	96	KENT	1:29.452	1:29.452	0.000
24	82	TAYLOR	57.923	96	KENT	31.626	24	82	TAYLOR	1:29.696	1:30.116	0.420
25	76	HIGERTY	57.938	82	TAYLOR	31.773	25	76	HIGERTY	1:29.714	1:30.422	0.708
26	9	HOWLETT	58.656	76	HIGERTY	31.776	26	17	PATERSON	1:30.704	1:30.840	0.136
27	60	GOUGH	58.949	24	CARSON	31.901	27	9	HOWLETT	1:30.837	1:30.837	0.000
28	17	PATERSON	59.434	87	BUTTON	32.060	28	60	GOUGH	1:31.104	1:31.376	0.272
29	69	MANN	59.462	66	ZWARTOUW	32.112	29	24	CARSON	1:31.415	1:31.491	0.076
30	24	CARSON	59.514	60	GOUGH	32.155	30	69	MANN	1:32.151	1:32.151	0.000
31	22	FINCH	59.847	9	HOWLETT	32.181	31	66	ZWARTOUW	1:32.216	1:32.216	0.000
32	66	ZWARTOUW	1:00.104	22	FINCH	32.405	32	22	FINCH	1:32.252	1:32.468	0.216
33	68	GARRIQUES	1:00.644	59	HESMAN	32.502	33	68	GARRIQUES	1:33.507	1:33.507	0.000
34	46	MARSHALL	1:01.431	69	MANN	32.689	34	59	HESMAN	1:34.195	1:34.397	0.202
35	59	HESMAN	1:01.693	68	GARRIQUES	32.863	35	46	MARSHALL	1:34.412	1:34.417	0.005
36	40	SNOWDEN	1:01.758	46	MARSHALL	32.981	36	87	BUTTON	1:34.443	1:34.443	0.000
37	28	BROWN	1:02.040	47	FAYERS	33.498	37	40	SNOWDEN	1:35.474	1:35.474	0.000
38	87	BUTTON	1:02.383	40	SNOWDEN	33.716	38	56	TURNER	1:36.440	1:37.396	0.956
39	113	NEWMAN	1:02.604	56	TURNER	33.717	39	28	BROWN	1:36.491	1:36.491	0.000
40	56	TURNER	1:02.723	100	BOWLER	33.880	40	113	NEWMAN	1:36.521	1:37.183	0.662
41	5	SAMETT	1:02.873	23	SKINNER	33.915	41	5	SAMETT	1:36.816	1:37.351	0.535
42	23	SKINNER	1:03.149	113	NEWMAN	33.917	42	47	FAYERS	1:36.904	1:37.565	0.661
43	47	FAYERS	1:03.406	5	SAMETT	33.943	43	23	SKINNER	1:37.064	1:37.064	0.000
44	32	ASHMEAD	1:03.716	69	ELLERAY	34.254	44	100	BOWLER	1:37.916	1:38.126	0.210
45	100	BOWLER	1:04.036	28	BROWN	34.451	45	69	ELLERAY	1:38.548	1:38.548	0.000
46	69	ELLERAY	1:04.294	32	ASHMEAD	35.017	46	32	ASHMEAD	1:38.733	1:39.010	0.277
47	25	CHADDERTON	1:05.274	66	VINCENT	35.050	47	66	VINCENT	1:40.752	1:41.403	0.651
48	66	VINCENT	1:05.702	25	CHADDERTON	35.665	48	25	CHADDERTON	1:40.939	1:41.382	0.443
49	23	PERRIN	1:13.638	23	PERRIN	37.257	49	23	PERRIN	1:50.895	1:50.895	0.000
50	67	BAILEY	1:19.334	67	BAILEY	41.548	50	67	BAILEY	2:00.882	2:04.930	4.048
51												

Weather / Track : Cloudy / Dry

Donington Park National
Circuit Length = 1.9790 miles
Start: 11:57 Flag 12:10 End: 12:12

Results can be found at www.tsl-timing.com

Printed - 12:36 Saturday, 16 June 2018

BMCRC - MRO Championships 2018 - Rnd 5 @ Donington Park

DFDS Seaways Yamaha Past Masters

RACE 3 - GRID (7 Laps)

ROW 12	35	88	Michael STANLEY	34	8	Peter MANNERING	
ROW 11	33	67	Mark BAILEY 2:04.930	32	23	Zak PERRIN 1:50.895	31 69 Mark ELLERAY 1:38.548
ROW 10	30	100	David BOWLER 1:38.126	29	87	Denise BUTTON 1:34.443	28 46 Kevin MARSHALL 1:34.417
ROW 9	27	59	Neil HESMAN 1:34.397	26	66	Neil ZWARTOUW 1:32.216	25 24 Scott CARSON 1:31.491
ROW 8	24	60	Daniel GOUGH 1:31.376	23	17	David PATERSON 1:30.840	22 76 Kevin HIGERTY 1:30.422
ROW 7	21	95	Simon CLARK 1:27.950	20	57	Geoff MOOK 1:27.668	19 5 Max HOUSE 1:27.554
ROW 6	18	83	Paul GODBOLD 1:27.471	17	74	Paul WHITBY 1:27.206	16 21 Ben HUNTER 1:26.775
ROW 5	15	4	Denis HALIL 1:26.574	14	2	Lee HUFF 1:25.935	13 40 Douglas BEACOCK 1:25.840
ROW 4	12	97	Reece GUYETT 1:25.444	11	13	Doug EDMONDSON 1:25.407	10 70 Andrew BURSCOUGH 1:25.395
ROW 3	9	45	Peter MOORE 1:24.908	8	41	David ABRAHAM 1:24.797	7 7 Pete FISHWICK 1:24.508
ROW 2	6	101	Andrew DAVIES 1:24.063	5	125	Ben MILES 1:23.840	4 81 Scott GRANT 1:23.324
ROW 1	3	6	Matt BARBER 1:23.119	2	79	Neil MACQUEEN 1:21.751	1 19 Peter BRANTON 1:21.702

Pole

Donington Park National
Circuit Length = 1.9790 miles

These results are provisional until the conclusion of any judicial and technical matters.

Clerk Of Course :		Timekeeper :

Results can be found at www.tsl-timing.com

Printed - 12:37 Saturday, 16 June 2018

BMCRC - MRO Championships 2018 - Rnd 5 @ Donington Park

DFDS Seaways Yamaha Past Masters

RACE 3 - CLASSIFICATION

POS	NO	CL	PIC	NAME	ENTRY	LAPS	TIME	GAP	DIFF	MPH	BEST	ON
1	79		1	Neil MACQUEEN	Yamaha -	7	9:35.507			86.42	1:20.992	3
2	19		2	Peter BRANTON	Yamaha -	7	9:36.735	1.228	1.228	86.23	1:21.088	6
3	6		3	Matt BARBER	Yamaha -	7	9:37.095	1.588	0.360	86.18	1:20.968	6
4	13		4	Doug EDMONDSON	Yamaha - Anyone want to lend me a bike for the Cla	7	9:39.898	4.391	2.803	85.76	1:20.958	5
5	125		5	Ben MILES	Yamaha - Allspeed	7	9:46.463	10.956	6.565	84.80	1:22.802	3
6	81		6	Scott GRANT	Yamaha - SEAGER engineering/ Motaa Cycle Parts	7	9:46.571	11.064	0.108	84.79	1:22.453	3
7	70	C	1	Andrew BURSCOUGH	Yamaha - Apollo Tuning	7	9:46.605	11.098	0.034	84.78	1:21.843	4
8	41		7	David ABRAHAM	Yamaha - Cambridge Motorcycles	7	9:48.428	12.921	1.823	84.52	1:22.568	4
9	40	C	2	Douglas BEACOCK	Yamaha -	7	9:58.695	23.188	10.267	83.07	1:24.180	7
10	45		8	Peter MOORE	Yamaha - Station Garage , Isle of Man	7	9:59.228	23.721	0.533	83.00	1:23.139	7
11	24	R	1	Scott CARSON	Yamaha - Two wheel technics	7	10:00.054	24.547	0.826	82.88	1:24.057	7
12	101		9	Andrew DAVIES	Yamaha - GIBSON EXHAUSTS	7	10:00.266	24.759	0.212	82.85	1:24.527	6
13	57	R	2	Geoff MOOK	Yamaha -	7	10:00.646	25.139	0.380	82.80	1:24.059	7
14	74		10	Paul WHITBY	Yamaha -	7	10:02.305	26.798	1.659	82.57	1:24.237	7
15	2	C	3	Lee HUFF	Yamaha -	7	10:03.601	28.094	1.296	82.39	1:24.847	6
16	88		11	Michael STANLEY	Yamaha -	7	10:06.195	30.688	2.594	82.04	1:24.055	7
17	4		12	Denis HALIL	Yamaha - D & A AUTOS	7	10:18.242	42.735	12.047	80.44	1:27.034	7
18	21		13	Ben HUNTER	Yamaha -	7	10:19.254	43.747	1.012	80.31	1:26.833	7
19	83	C	4	Paul GODBOLD	Yamaha - Hill farm tree services	7	10:19.478	43.971	0.224	80.28	1:26.716	7
20	95	R	3	Simon CLARK	Yamaha - Towan Motors	7	10:24.275	48.768	4.797	79.67	1:27.560	4
21	76	C	5	Kevin HIGERTY	Yamaha - Aitch Racing	7	10:35.244	59.737	10.969	78.29	1:29.046	7
22	60	R	4	Daniel GOUGH	Yamaha - G Force Motorcycles	7	10:36.563	1:01.056	1.319	78.13	1:29.023	7
23	66	R	5	Neil ZWARTOUW	Yamaha - BUILD SCOPE Extensions & Conversions	7	10:43.206	1:07.699	6.643	77.32	1:30.169	6
24	87		14	Denise BUTTON	Yamaha -	7	11:08.778	1:33.271	25.572	74.36	1:33.623	2
25	69	C	6	Mark ELLERAY	Yamaha - Abbot Solutions Ltd	6	9:41.693	1 Lap	1 Lap	73.25	1:34.474	6
26	46		15	Kevin MARSHALL	Yamaha -	6	9:42.893	1 Lap	1.200	73.10	1:35.316	6
27	100	R	6	David BOWLER	Yamaha - www.ypmrc.co.uk	6	9:51.554	1 Lap	8.661	72.03	1:36.308	4
28	67	R	7	Mark BAILEY	Yamaha - Gforce motorcycles	6	11:01.771	1 Lap	1:10.217	64.38	1:47.490	5
				NOT CLASSIFIED								
DNF	17	C		David PATERSON	Yamaha - Lots of overtime	6	9:32.803	1 Lap		74.39	1:30.957	2
DNF	5			Max HOUSE	Yamaha -	4	5:57.780	3 Laps	2 Laps	79.27	1:26.775	4
DNF	7			Pete FISHWICK	Yamaha -	2	3:40.466	5 Laps	2 Laps	64.01		
DNF	59	C		Neil HESMAN	Yamaha - Farkham Hall	1	1:39.094	6 Laps	1 Lap	70.52		
DNF	97			Reece GUYETT	Yamaha - rose mot	0						

FASTEST LAP

13		Doug EDMONDSON	Yamaha - Anyone want to lend me a bike for the Cla	5	1:20.958	88.00 mph	141.62 kph
70	C	Andrew BURSCOUGH	Yamaha - Apollo Tuning	4	1:21.843	87.05 mph	140.09 kph
24	R	Scott CARSON	Yamaha - Two wheel technics	7	1:24.057	84.75 mph	136.40 kph

Class - 92.5% of Race Speed = 79.93 mph
Class C - 92.5% of Race Speed = 78.42 mph
Class R - 92.5% of Race Speed = 76.66 mph

Donington Park National
Circuit Length = 1.9790 miles
Start: 15:26 Flag 15:36 End: 15:38

Weather / Track : Bright / Dry
These results are provisional until the conclusion of any judicial and technical matters.

Clerk Of Course :		Timekeeper :

Results can be found at www.tsl-timing.com

Printed - 15:38 Saturday, 16 June 2018

BMCRC - MRO Championships 2018 - Rnd 5 @ Donington Park

DFDS Seaways Yamaha Past Masters

RACE 3 - LAP CHART

LAP 1 @ 15:28:10.305

NO	BEHIND	LAP TIME
19		1:25.349
6	1.820	1:27.169
79	1.903	1:27.252
125	2.584	1:27.933
13	3.773	1:29.122
81	3.974	1:29.323
70	4.063	1:29.412
41	4.144	1:29.493
101	4.769	1:30.118
40	5.238	1:30.587
24	5.731	1:31.080
2	5.966	1:31.315
74	6.291	1:31.640
45	6.439	1:31.788
57	6.720	1:32.069
7	7.385	1:32.734
21	8.395	1:33.744
5	8.544	1:33.893
4	9.147	1:34.496
83	9.234	1:34.583
88	9.466	1:34.815
95	10.077	1:35.426
60	10.845	1:36.194
17	10.954	1:36.303
76	11.489	1:36.838
59	13.745	1:39.094
66	14.093	1:39.442
87	15.537	1:40.886
69	18.008	1:43.357
46	18.124	1:43.473
100	20.265	1:45.614
67	31.173	1:56.522

LAP 2 @ 15:29:31.766

NO	BEHIND	LAP TIME
19		1:21.461
79	1.733	1:21.291
6	2.084	1:21.725
13	4.117	1:21.805
125	4.538	1:23.415
81	5.047	1:22.534
70	5.064	1:22.462
41	6.009	1:23.326
40	8.753	1:24.976
101	8.901	1:25.593
24	9.032	1:24.762
45	9.836	1:24.858
74	9.967	1:25.137
57	10.339	1:25.080
2	10.656	1:26.151
21	14.300	1:27.366
88	14.735	1:26.730
4	15.087	1:27.401
5	15.375	1:28.292
83	15.893	1:28.120
95	16.532	1:27.916
60	19.201	1:29.817
76	20.088	1:30.060
17	20.450	1:30.957
66	23.342	1:30.710
87	27.699	1:33.623
69	33.529	1:36.982
46	33.804	1:37.141
100	36.797	1:37.993
7	53.656	2:07.732 P
67	59.357	1:49.645

LAP 3 @ 15:30:54.257

NO	BEHIND	LAP TIME
19		1:22.491
79	0.234	1:20.992
6	1.122	1:21.529
13	3.206	1:21.580
125	4.849	1:22.802
81	5.009	1:22.453
70	5.127	1:22.554
41	6.158	1:22.640
40	10.570	1:24.308
101	11.009	1:24.599
24	11.583	1:25.042
45	11.687	1:24.342
57	12.317	1:24.469
2	13.568	1:25.403
74	14.199	1:26.723
88	18.283	1:26.039
4	20.210	1:27.614
21	20.235	1:28.426
83	21.187	1:27.785
5	21.704	1:28.820
95	24.062	1:30.021
60	26.496	1:29.786
76	27.290	1:29.693
17	30.978	1:33.019
66	31.229	1:30.378
87	39.361	1:34.153
69	46.618	1:35.580
46	46.760	1:35.447
100	51.276	1:36.970

LAP 4 @ 15:32:17.001

NO	BEHIND	LAP TIME
79		1:22.510
19	0.432	1:23.176
6	0.665	1:22.287
13	2.042	1:21.580
67	1 Lap	1:49.808
70	4.226	1:21.843
81	5.160	1:22.895
125	5.658	1:23.553
41	5.982	1:22.568
40	12.303	1:24.477
101	13.060	1:24.795
24	13.605	1:24.766
45	13.904	1:24.961
57	14.707	1:25.134
74	15.914	1:24.459
2	16.139	1:25.315
88	20.295	1:24.756
4	24.919	1:27.453
21	25.266	1:27.775
83	25.606	1:27.163
5	25.735	1:26.775
95	28.878	1:27.560
60	33.651	1:29.899
76	34.427	1:29.881
66	38.879	1:30.394
17	41.969	1:33.735
87	51.619	1:35.002
69	59.372	1:35.498
46	59.661	1:35.645
100	1:04.840	1:36.308

LAP 5 @ 15:33:38.175

NO	BEHIND	LAP TIME
79		1:21.174
19	0.623	1:21.365
6	0.841	1:21.350
13	1.826	1:20.958
70	5.675	1:22.623
81	6.594	1:22.608
125	7.427	1:22.943
41	7.620	1:22.812
40	16.889	1:25.760
101	17.459	1:25.573
24	18.208	1:25.777
45	18.454	1:25.724
57	19.070	1:25.537
74	20.360	1:25.620
2	20.606	1:25.641
88	24.620	1:25.499
4	30.938	1:27.193
67	1 Lap	1:48.483
21	31.345	1:27.253
83	31.733	1:27.301
95	35.772	1:28.068
60	42.872	1:30.395
76	43.156	1:29.903
66	48.657	1:30.952
17	55.337	1:34.542
87	1:05.263	1:34.818
69	1:14.000	1:35.802
46	1:14.358	1:35.871

LAP 6 @ 15:34:59.176

NO	BEHIND	LAP TIME
79		1:21.001
100	1 Lap	1:37.927
19	0.710	1:21.088
6	0.808	1:20.968
13	3.016	1:22.191
70	8.317	1:23.643
81	8.817	1:23.224
125	9.343	1:22.917
41	9.453	1:22.834
40	20.295	1:24.407
101	20.985	1:24.527
24	21.777	1:24.570
45	21.869	1:24.416
57	22.367	1:24.298
74	23.848	1:24.489
2	24.452	1:24.847
88	27.920	1:24.301
4	36.988	1:27.051
21	38.201	1:27.857
83	38.542	1:27.810
95	42.465	1:27.694
76	51.978	1:29.823
60	53.320	1:31.449
67	1 Lap	1:47.490
66	57.825	1:30.169
17	1:18.583	1:44.247 P
87	1:19.198	1:34.936

LAP 7 @ 15:36:20.463

NO	BEHIND	LAP TIME
79		1:21.287
19	1.228	1:21.805
6	1.588	1:22.067
13	4.391	1:22.662
69	1 Lap	1:34.474
46	1 Lap	1:35.316
125	10.956	1:22.900
81	11.064	1:23.534
70	11.098	1:24.068
41	12.921	1:24.755
100	1 Lap	1:36.742
40	23.188	1:24.180
45	23.721	1:23.139
24	24.547	1:24.057
101	24.759	1:25.061
57	25.139	1:24.059
74	26.798	1:24.237
2	28.094	1:24.929
88	30.688	1:24.055
4	42.735	1:27.034
21	43.747	1:26.833
83	43.971	1:26.716
95	48.768	1:27.590
76	59.737	1:29.046
60	1:01.056	1:29.023
66	1:07.699	1:31.161
67	1 Lap	1:49.823
87	1:33.271	1:35.360

Weather / Track : Bright / Dry

Donington Park National
Circuit Length = 1.9790 miles
Start: 15:26 Flag 15:36 End: 15:38

Results can be found at www.tsl-timing.com

Printed - 15:38 Saturday, 16 June 2018

BMCRC - MRO Championships 2018 - Rnd 5 @ Donington Park

DFDS Seaways Yamaha Past Masters

RACE 3 - SECTOR ANALYSIS

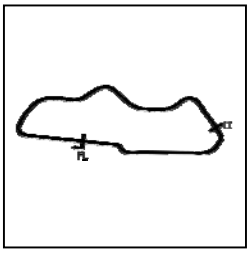

SECTOR 1 = FL to I1, SECTOR 2 = I1 to FL, DIFF = Difference To Personal Best Lap, P = Crossed Finish Line in Pit Lane, D = Time Disallowed

P1 79 Neil MACQUEEN Yamaha -

IDEAL LAP TIME : 1:20.711 BEST LAP TIME : 1:20.992 DIFFERENCE : 0.281

LAP	SECTOR 1	SECTOR 2	LAP TIME	MPH	DIFF	TIME OF DAY
1 -		28.667	1:27.252	81.65	6.260	15:28:12.208
2 -	52.911	***28.380***	1:21.291	87.64	0.299	15:29:33.499
3 -	***52.331***	28.661	***1:20.992*** **(1)**	***87.96***		***15:30:54.491***
4 -	53.678	28.832	1:22.510	86.34	1.518	15:32:17.001
5 -	52.734	28.440	1:21.174 **(3)**	87.77	0.182	15:33:38.175
6 -	52.590	28.411	1:21.001 **(2)**	87.95	0.009	15:34:59.176
7 -	52.643	28.644	1:21.287	87.64	0.295	15:36:20.463

P2 19 Peter BRANTON Yamaha -

IDEAL LAP TIME : 1:21.015 BEST LAP TIME : 1:21.088 DIFFERENCE : 0.073

LAP	SECTOR 1	SECTOR 2	LAP TIME	MPH	DIFF	TIME OF DAY
1 -		29.081	1:25.349	83.47	4.261	15:28:10.305
2 -	53.007	28.454	1:21.461 **(3)**	87.46	0.373	15:29:31.766
3 -	53.747	28.744	1:22.491	86.36	1.403	15:30:54.257
4 -	53.922	29.254	1:23.176	85.65	2.088	15:32:17.433
5 -	52.949	***28.416***	1:21.365 **(2)**	87.56	0.277	15:33:38.798
6 -	***52.599***	28.489	***1:21.088*** **(1)**	***87.86***		***15:34:59.886***
7 -	53.126	28.679	1:21.805	87.09	0.717	15:36:21.691

P3 6 Matt BARBER Yamaha -

IDEAL LAP TIME : 1:20.737 BEST LAP TIME : 1:20.968 DIFFERENCE : 0.231

LAP	SECTOR 1	SECTOR 2	LAP TIME	MPH	DIFF	TIME OF DAY
1 -		29.494	1:27.169	81.73	6.201	15:28:12.125
2 -	52.851	28.874	1:21.725	87.17	0.757	15:29:33.850
3 -	52.789	28.740	1:21.529 **(3)**	87.38	0.561	15:30:55.379
4 -	52.926	29.361	1:22.287	86.58	1.319	15:32:17.666
5 -	52.640	***28.710***	1:21.350 **(2)**	87.58	0.382	15:33:39.016
6 -	***52.027***	28.941	***1:20.968*** **(1)**	***87.99***		***15:34:59.984***
7 -	53.051	29.016	1:22.067	86.81	1.099	15:36:22.051

P4 13 Doug EDMONDSON Yamaha - Anyone want to lend me a bike for the Classic TT 201

IDEAL LAP TIME : 1:20.958 BEST LAP TIME : 1:20.958 DIFFERENCE : 0.000

LAP	SECTOR 1	SECTOR 2	LAP TIME	MPH	DIFF	TIME OF DAY
1 -		30.193	1:29.122	79.94	8.164	15:28:14.078
2 -	52.928	28.877	1:21.805	87.09	0.847	15:29:35.883
3 -	52.749	28.831	1:21.580 **(2)**	87.33	0.622	15:30:57.463
4 -	52.735	28.845	1:21.580 **(2)**	87.33	0.622	15:32:19.043
5 -	***52.233***	***28.725***	***1:20.958*** **(1)**	***88.00***		***15:33:40.001***
6 -	52.446	29.745	1:22.191	86.68	1.233	15:35:02.192
7 -	53.452	29.210	1:22.662	86.19	1.704	15:36:24.854

P5 125 Ben MILES Yamaha - Allspeed

IDEAL LAP TIME : 1:22.456 BEST LAP TIME : 1:22.802 DIFFERENCE : 0.346

LAP	SECTOR 1	SECTOR 2	LAP TIME	MPH	DIFF	TIME OF DAY
1 -		29.272	1:27.933	81.02	5.131	15:28:12.889
2 -	53.919	29.496	1:23.415	85.41	0.613	15:29:36.304
3 -	53.512	29.290	***1:22.802*** **(1)**	***86.04***		***15:30:59.106***
4 -	54.605	***28.948***	1:23.553	85.27	0.751	15:32:22.659
5 -	***53.508***	29.435	1:22.943	85.89	0.141	15:33:45.602
6 -	53.601	29.316	1:22.917 **(3)**	85.92	0.115	15:35:08.519
7 -	53.599	29.301	1:22.900 **(2)**	85.94	0.098	15:36:31.419

P6 81 Scott GRANT Yamaha - SEAGER engineering/ Motaa Cycle Parts

IDEAL LAP TIME : 1:22.208 BEST LAP TIME : 1:22.453 DIFFERENCE : 0.245

LAP	SECTOR 1	SECTOR 2	LAP TIME	MPH	DIFF	TIME OF DAY

Weather / Track : Bright / Dry

Donington Park National
Circuit Length = 1.9790 miles
Start: 15:26 Flag 15:36 End: 15:38

BMCRC - MRO Championships 2018 - Rnd 5 @ Donington Park

DFDS Seaways Yamaha Past Masters

RACE 3 - SECTOR ANALYSIS

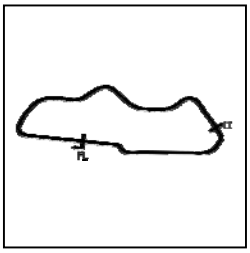

SECTOR 1 = FL to I1, SECTOR 2 = I1 to FL, DIFF = Difference To Personal Best Lap, P = Crossed Finish Line in Pit Lane, D = Time Disallowed

1 -		30.210	1:29.323		79.76	6.870	15:28:14.279
2 -	53.407	29.127	1:22.534	(2)	86.32	0.081	15:29:36.813
3 -	***53.120***	29.333	***1:22.453***	**(1)**	***86.40***		***15:30:59.266***
4 -	53.807	***29.088***	1:22.895		85.94	0.442	15:32:22.161
5 -	53.322	29.286	1:22.608	(3)	86.24	0.155	15:33:44.769
6 -	53.729	29.495	1:23.224		85.60	0.771	15:35:07.993
7 -	53.626	29.908	1:23.534		85.29	1.081	15:36:31.527

P7 70 C Andrew BURSCOUGH Yamaha - Apollo Tuning

IDEAL LAP TIME : 1:21.603 BEST LAP TIME : 1:21.843 DIFFERENCE : 0.240

LAP	SECTOR 1	SECTOR 2	LAP TIME		MPH	DIFF	TIME OF DAY
1 -		29.705	1:29.412		79.68	7.569	15:28:14.368
2 -	53.932	***28.530***	1:22.462	(2)	86.39	0.619	15:29:36.830
3 -	53.815	28.739	1:22.554	(3)	86.30	0.711	15:30:59.384
4 -	***53.073***	28.770	***1:21.843***	**(1)**	***87.05***		***15:32:21.227***
5 -	53.749	28.874	1:22.623		86.23	0.780	15:33:43.850
6 -	54.435	29.208	1:23.643		85.17	1.800	15:35:07.493
7 -	54.588	29.480	1:24.068		84.74	2.225	15:36:31.561

P8 41 David ABRAHAM Yamaha - Cambridge Motorcycles

IDEAL LAP TIME : 1:22.409 BEST LAP TIME : 1:22.568 DIFFERENCE : 0.159

LAP	SECTOR 1	SECTOR 2	LAP TIME		MPH	DIFF	TIME OF DAY
1 -		30.647	1:29.493		79.61	6.925	15:28:14.449
2 -	54.215	29.111	1:23.326		85.50	0.758	15:29:37.775
3 -	53.703	28.937	1:22.640	(2)	86.21	0.072	15:31:00.415
4 -	***53.598***	28.970	***1:22.568***	**(1)**	***86.28***		***15:32:22.983***
5 -	54.001	***28.811***	1:22.812	(3)	86.03	0.244	15:33:45.795
6 -	53.663	29.171	1:22.834		86.01	0.266	15:35:08.629
7 -	54.030	30.725	1:24.755		84.06	2.187	15:36:33.384

P9 40 C Douglas BEACOCK Yamaha -

IDEAL LAP TIME : 1:24.169 BEST LAP TIME : 1:24.180 DIFFERENCE : 0.011

LAP	SECTOR 1	SECTOR 2	LAP TIME		MPH	DIFF	TIME OF DAY
1 -		30.540	1:30.587		78.64	6.407	15:28:15.543
2 -	54.929	30.047	1:24.976		83.84	0.796	15:29:40.519
3 -	54.837	***29.471***	1:24.308	(2)	84.50	0.128	15:31:04.827
4 -	54.872	29.605	1:24.477		84.33	0.297	15:32:29.304
5 -	55.926	29.834	1:25.760		83.07	1.580	15:33:55.064
6 -	54.707	29.700	1:24.407	(3)	84.40	0.227	15:35:19.471
7 -	***54.698***	29.482	***1:24.180***	**(1)**	***84.63***		***15:36:43.651***

P10 45 Peter MOORE Yamaha - Station Garage , Isle of Man

IDEAL LAP TIME : 1:23.139 BEST LAP TIME : 1:23.139 DIFFERENCE : 0.000

LAP	SECTOR 1	SECTOR 2	LAP TIME		MPH	DIFF	TIME OF DAY
1 -		30.806	1:31.788		77.62	8.649	15:28:16.744
2 -	55.244	29.614	1:24.858		83.95	1.719	15:29:41.602
3 -	54.638	29.704	1:24.342	(2)	84.47	1.203	15:31:05.944
4 -	54.835	30.126	1:24.961		83.85	1.822	15:32:30.905
5 -	55.096	30.628	1:25.724		83.11	2.585	15:33:56.629
6 -	54.551	29.865	1:24.416	(3)	84.39	1.277	15:35:21.045
7 -	***53.641***	***29.498***	***1:23.139***	**(1)**	***85.69***		***15:36:44.184***

P11 24 R Scott CARSON Yamaha - Two wheel technics

IDEAL LAP TIME : 1:24.057 BEST LAP TIME : 1:24.057 DIFFERENCE : 0.000

LAP	SECTOR 1	SECTOR 2	LAP TIME		MPH	DIFF	TIME OF DAY
1 -		30.735	1:31.080		78.22	7.023	15:28:16.036
2 -	54.778	29.984	1:24.762	(3)	84.05	0.705	15:29:40.798
3 -	55.285	29.757	1:25.042		83.77	0.985	15:31:05.840
4 -	54.808	29.958	1:24.766		84.05	0.709	15:32:30.606

Weather / Track : Bright / Dry

Donington Park National
Circuit Length = 1.9790 miles
Start: 15:26 Flag 15:36 End: 15:38

BMCRC - MRO Championships 2018 - Rnd 5 @ Donington Park

DFDS Seaways Yamaha Past Masters

RACE 3 - SECTOR ANALYSIS

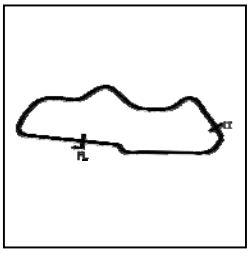

SECTOR 1 = FL to I1, SECTOR 2 = I1 to FL, DIFF = Difference To Personal Best Lap, P = Crossed Finish Line in Pit Lane, D = Time Disallowed

5 -	55.173	30.604	1:25.777	83.06	1.720	15:33:56.383
6 -	54.602	29.968	1:24.570 (2)	84.24	0.513	15:35:20.953
7 -	***54.440***	***29.617***	***1:24.057 (1)***	***84.75***		***15:36:45.010***

P12 101 Andrew DAVIES Yamaha - GIBSON EXHAUSTS

IDEAL LAP TIME : 1:24.458 BEST LAP TIME : 1:24.527 DIFFERENCE : 0.069

LAP	SECTOR 1	SECTOR 2	LAP TIME	MPH	DIFF	TIME OF DAY
1 -		30.813	1:30.118	79.05	5.591	15:28:15.074
2 -	55.292	30.301	1:25.593	83.23	1.066	15:29:40.667
3 -	55.084	***29.515***	1:24.599 (2)	84.21	0.072	15:31:05.266
4 -	55.106	29.689	1:24.795 (3)	84.02	0.268	15:32:30.061
5 -	55.542	30.031	1:25.573	83.25	1.046	15:33:55.634
6 -	54.996	29.531	***1:24.527 (1)***	***84.28***		***15:35:20.161***
7 -	***54.943***	30.118	1:25.061	83.75	0.534	15:36:45.222

P13 57 R Geoff MOOK Yamaha -

IDEAL LAP TIME : 1:23.696 BEST LAP TIME : 1:24.059 DIFFERENCE : 0.363

LAP	SECTOR 1	SECTOR 2	LAP TIME	MPH	DIFF	TIME OF DAY
1 -		30.678	1:32.069	77.38	8.010	15:28:17.025
2 -	55.155	29.925	1:25.080	83.74	1.021	15:29:42.105
3 -	54.641	***29.828***	1:24.469 (3)	84.34	0.410	15:31:06.574
4 -	54.603	30.531	1:25.134	83.68	1.075	15:32:31.708
5 -	54.519	31.018	1:25.537	83.29	1.478	15:33:57.245
6 -	54.082	30.216	1:24.298 (2)	84.51	0.239	15:35:21.543
7 -	***53.868***	30.191	***1:24.059 (1)***	***84.75***		***15:36:45.602***

P14 74 Paul WHITBY Yamaha -

IDEAL LAP TIME : 1:24.035 BEST LAP TIME : 1:24.237 DIFFERENCE : 0.202

LAP	SECTOR 1	SECTOR 2	LAP TIME	MPH	DIFF	TIME OF DAY
1 -		30.522	1:31.640	77.74	7.403	15:28:16.596
2 -	54.670	30.467	1:25.137	83.68	0.900	15:29:41.733
3 -	56.637	30.086	1:26.723	82.15	2.486	15:31:08.456
4 -	54.513	29.946	1:24.459 (2)	84.35	0.222	15:32:32.915
5 -	55.485	30.135	1:25.620	83.21	1.383	15:33:58.535
6 -	54.744	***29.745***	1:24.489 (3)	84.32	0.252	15:35:23.024
7 -	***54.290***	29.947	***1:24.237 (1)***	***84.57***		***15:36:47.261***

P15 2 C Lee HUFF Yamaha -

IDEAL LAP TIME : 1:24.623 BEST LAP TIME : 1:24.847 DIFFERENCE : 0.224

LAP	SECTOR 1	SECTOR 2	LAP TIME	MPH	DIFF	TIME OF DAY
1 -		30.605	1:31.315	78.02	6.468	15:28:16.271
2 -	56.012	30.139	1:26.151	82.69	1.304	15:29:42.422
3 -	55.705	***29.698***	1:25.403	83.42	0.556	15:31:07.825
4 -	***54.925***	30.390	1:25.315 (3)	83.50	0.468	15:32:33.140
5 -	55.687	29.954	1:25.641	83.19	0.794	15:33:58.781
6 -	***54.925***	29.922	***1:24.847 (1)***	***83.97***		***15:35:23.628***
7 -	55.041	29.888	1:24.929 (2)	83.88	0.082	15:36:48.557

P16 88 Michael STANLEY Yamaha -

IDEAL LAP TIME : 1:24.054 BEST LAP TIME : 1:24.055 DIFFERENCE : 0.001

LAP	SECTOR 1	SECTOR 2	LAP TIME	MPH	DIFF	TIME OF DAY
1 -		31.240	1:34.815	75.14	10.760	15:28:19.771
2 -	56.081	30.649	1:26.730	82.14	2.675	15:29:46.501
3 -	55.825	30.214	1:26.039	82.80	1.984	15:31:12.540
4 -	54.821	29.935	1:24.756 (3)	84.06	0.701	15:32:37.296
5 -	54.959	30.540	1:25.499	83.33	1.444	15:34:02.795
6 -	54.757	***29.544***	1:24.301 (2)	84.51	0.246	15:35:27.096
7 -	***54.510***	29.545	***1:24.055 (1)***	***84.76***		***15:36:51.151***

Weather / Track : Bright / Dry

Donington Park National
Circuit Length = 1.9790 miles
Start: 15:26 Flag 15:36 End: 15:38

BMCRC - MRO Championships 2018 - Rnd 5 @ Donington Park

DFDS Seaways Yamaha Past Masters

RACE 3 - SECTOR ANALYSIS

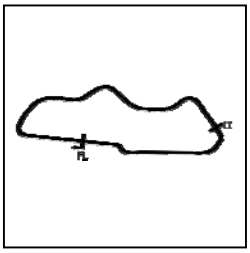

SECTOR 1 = FL to I1, SECTOR 2 = I1 to FL, DIFF = Difference To Personal Best Lap, P = Crossed Finish Line in Pit Lane, D = Time Disallowed

P17 4 Denis HALIL Yamaha - D & A AUTOS

IDEAL LAP TIME : 1:26.505 BEST LAP TIME : 1:27.034 DIFFERENCE : 0.529

LAP	SECTOR 1	SECTOR 2	LAP TIME	MPH	DIFF	TIME OF DAY
1 -		31.299	1:34.496	75.39	7.462	15:28:19.452
2 -	56.465	30.936	1:27.401	81.51	0.367	15:29:46.853
3 -	56.726	30.888	1:27.614	81.31	0.580	15:31:14.467
4 -	56.918	30.535	1:27.453	81.46	0.419	15:32:41.920
5 -	***56.240***	30.953	1:27.193 **(3)**	81.71	0.159	15:34:09.113
6 -	56.786	***30.265***	1:27.051 **(2)**	81.84	0.017	15:35:36.164
7 -	56.321	30.713	***1:27.034*** **(1)**	***81.86***		***15:37:03.198***

P18 21 Ben HUNTER Yamaha -

IDEAL LAP TIME : 1:26.833 BEST LAP TIME : 1:26.833 DIFFERENCE : 0.000

LAP	SECTOR 1	SECTOR 2	LAP TIME	MPH	DIFF	TIME OF DAY
1 -		31.437	1:33.744	76.00	6.911	15:28:18.700
2 -	56.689	30.677	1:27.366 **(3)**	81.54	0.533	15:29:46.066
3 -	57.282	31.144	1:28.426	80.57	1.593	15:31:14.492
4 -	56.542	31.233	1:27.775	81.16	0.942	15:32:42.267
5 -	56.370	30.883	1:27.253 **(2)**	81.65	0.420	15:34:09.520
6 -	56.898	30.959	1:27.857	81.09	1.024	15:35:37.377
7 -	***56.261***	***30.572***	***1:26.833*** **(1)**	***82.04***		***15:37:04.210***

P19 83 C Paul GODBOLD Yamaha - Hill farm tree services

IDEAL LAP TIME : 1:26.716 BEST LAP TIME : 1:26.716 DIFFERENCE : 0.000

LAP	SECTOR 1	SECTOR 2	LAP TIME	MPH	DIFF	TIME OF DAY
1 -		31.866	1:34.583	75.32	7.867	15:28:19.539
2 -	56.656	31.464	1:28.120	80.85	1.404	15:29:47.659
3 -	56.471	31.314	1:27.785	81.16	1.069	15:31:15.444
4 -	56.237	30.926	1:27.163 **(2)**	81.73	0.447	15:32:42.607
5 -	56.404	30.897	1:27.301 **(3)**	81.61	0.585	15:34:09.908
6 -	56.679	31.131	1:27.810	81.13	1.094	15:35:37.718
7 -	***56.199***	***30.517***	***1:26.716*** **(1)**	***82.16***		***15:37:04.434***

P20 95 R Simon CLARK Yamaha - Towan Motors

IDEAL LAP TIME : 1:27.278 BEST LAP TIME : 1:27.560 DIFFERENCE : 0.282

LAP	SECTOR 1	SECTOR 2	LAP TIME	MPH	DIFF	TIME OF DAY
1 -		31.722	1:35.426	74.66	7.866	15:28:20.382
2 -	56.950	30.966	1:27.916	81.03	0.356	15:29:48.298
3 -	58.923	31.098	1:30.021	79.14	2.461	15:31:18.319
4 -	56.993	***30.567***	***1:27.560*** **(1)**	***81.36***		***15:32:45.879***
5 -	57.196	30.872	1:28.068	80.89	0.508	15:34:13.947
6 -	56.971	30.723	1:27.694 **(3)**	81.24	0.134	15:35:41.641
7 -	***56.711***	30.879	1:27.590 **(2)**	81.34	0.030	15:37:09.231

P21 76 C Kevin HIGERTY Yamaha - Aitch Racing

IDEAL LAP TIME : 1:28.894 BEST LAP TIME : 1:29.046 DIFFERENCE : 0.152

LAP	SECTOR 1	SECTOR 2	LAP TIME	MPH	DIFF	TIME OF DAY
1 -		31.396	1:36.838	73.57	7.792	15:28:21.794
2 -	58.684	31.376	1:30.060	79.10	1.014	15:29:51.854
3 -	58.263	31.430	1:29.693 **(2)**	79.43	0.647	15:31:21.547
4 -	58.398	31.483	1:29.881	79.26	0.835	15:32:51.428
5 -	58.436	31.467	1:29.903	79.24	0.857	15:34:21.331
6 -	58.484	***31.339***	1:29.823 **(3)**	79.31	0.777	15:35:51.154
7 -	***57.555***	31.491	***1:29.046*** **(1)**	***80.01***		***15:37:20.200***

P22 60 R Daniel GOUGH Yamaha - G Force Motorcycles

IDEAL LAP TIME : 1:29.023 BEST LAP TIME : 1:29.023 DIFFERENCE : 0.000

LAP	SECTOR 1	SECTOR 2	LAP TIME	MPH	DIFF	TIME OF DAY

Weather / Track : Bright / Dry

Donington Park National
Circuit Length = 1.9790 miles
Start: 15:26 Flag 15:36 End: 15:38

BMCRC - MRO Championships 2018 - Rnd 5 @ Donington Park

DFDS Seaways Yamaha Past Masters

RACE 3 - SECTOR ANALYSIS

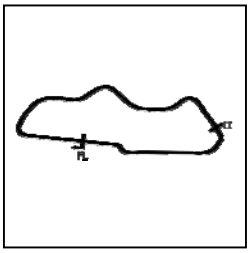

SECTOR 1 = FL to I1, SECTOR 2 = I1 to FL, DIFF = Difference To Personal Best Lap, P = Crossed Finish Line in Pit Lane, D = Time Disallowed

1 -		31.350	1:36.194		74.06	7.171	15:28:21.150
2 -	58.253	31.564	1:29.817	(3)	79.32	0.794	15:29:50.967
3 -	58.481	31.305	1:29.786	(2)	79.35	0.763	15:31:20.753
4 -	58.422	31.477	1:29.899		79.25	0.876	15:32:50.652
5 -	58.584	31.811	1:30.395		78.81	1.372	15:34:21.047
6 -	59.469	31.980	1:31.449		77.90	2.426	15:35:52.496
7 -	***57.984***	***31.039***	***1:29.023***	**(1)**	***80.03***		***15:37:21.519***

P23 66 R Neil ZWARTOUW

Yamaha - BUILD SCOPE Extensions & Conversions

IDEAL LAP TIME : 1:29.395 BEST LAP TIME : 1:30.169 DIFFERENCE : 0.774

LAP	SECTOR 1	SECTOR 2	LAP TIME		MPH	DIFF	TIME OF DAY
1 -		31.941	1:39.442		71.64	9.273	15:28:24.398
2 -	59.009	31.701	1:30.710		78.54	0.541	15:29:55.108
3 -	58.954	***31.424***	1:30.378	(2)	78.83	0.209	15:31:25.486
4 -	***57.971***	32.423	1:30.394	(3)	78.81	0.225	15:32:55.880
5 -	58.952	32.000	1:30.952		78.33	0.783	15:34:26.832
6 -	58.425	31.744	***1:30.169***	**(1)**	***79.01***		***15:35:57.001***
7 -	58.783	32.378	1:31.161		78.15	0.992	15:37:28.162

P24 87 Denise BUTTON

Yamaha -

IDEAL LAP TIME : 1:32.841 BEST LAP TIME : 1:33.623 DIFFERENCE : 0.782

LAP	SECTOR 1	SECTOR 2	LAP TIME		MPH	DIFF	TIME OF DAY
1 -		***32.192***	1:40.886		70.62	7.263	15:28:25.842
2 -	***1:00.649***	32.974	***1:33.623***	**(1)**	***76.09***		***15:29:59.465***
3 -	1:01.586	32.567	1:34.153	(2)	75.67	0.530	15:31:33.618
4 -	1:01.783	33.219	1:35.002		74.99	1.379	15:33:08.620
5 -	1:01.713	33.105	1:34.818	(3)	75.14	1.195	15:34:43.438
6 -	1:01.926	33.010	1:34.936		75.04	1.313	15:36:18.374
7 -	1:02.044	33.316	1:35.360		74.71	1.737	15:37:53.734

P25 69 C Mark ELLERAY

Yamaha - Abbot Solutions Ltd

IDEAL LAP TIME : 1:34.474 BEST LAP TIME : 1:34.474 DIFFERENCE : 0.000

LAP	SECTOR 1	SECTOR 2	LAP TIME		MPH	DIFF	TIME OF DAY
1 -		33.596	1:43.357		68.93	8.883	15:28:28.313
2 -	1:03.140	33.842	1:36.982		73.46	2.508	15:30:05.295
3 -	1:02.198	33.382	1:35.580	(3)	74.54	1.106	15:31:40.875
4 -	1:01.916	33.582	1:35.498	(2)	74.60	1.024	15:33:16.373
5 -	1:02.302	33.500	1:35.802		74.36	1.328	15:34:52.175
6 -	***1:01.307***	***33.167***	***1:34.474***	**(1)**	***75.41***		***15:36:26.649***

P26 46 Kevin MARSHALL

Yamaha -

IDEAL LAP TIME : 1:35.166 BEST LAP TIME : 1:35.316 DIFFERENCE : 0.150

LAP	SECTOR 1	SECTOR 2	LAP TIME		MPH	DIFF	TIME OF DAY
1 -		***32.959***	1:43.473		68.85	8.157	15:28:28.429
2 -	1:03.690	33.451	1:37.141		73.34	1.825	15:30:05.570
3 -	1:02.300	33.147	1:35.447	(2)	74.64	0.131	15:31:41.017
4 -	1:02.306	33.339	1:35.645	(3)	74.49	0.329	15:33:16.662
5 -	1:02.531	33.340	1:35.871		74.31	0.555	15:34:52.533
6 -	***1:02.207***	33.109	***1:35.316***	**(1)**	***74.74***		***15:36:27.849***

P27 100 R David BOWLER

Yamaha - www.ypmrc.co.uk

IDEAL LAP TIME : 1:36.140 BEST LAP TIME : 1:36.308 DIFFERENCE : 0.168

LAP	SECTOR 1	SECTOR 2	LAP TIME		MPH	DIFF	TIME OF DAY
1 -		34.115	1:45.614		67.45	9.306	15:28:30.570
2 -	1:04.214	33.779	1:37.993		72.70	1.685	15:30:08.563
3 -	1:03.146	33.824	1:36.970	(3)	73.47	0.662	15:31:45.533
4 -	***1:02.575***	33.733	***1:36.308***	**(1)**	***73.97***		***15:33:21.841***
5 -	1:04.241	33.686	1:37.927		72.75	1.619	15:34:59.768
6 -	1:03.177	***33.565***	1:36.742	(2)	73.64	0.434	15:36:36.510

Weather / Track : Bright / Dry

Donington Park National
Circuit Length = 1.9790 miles
Start: 15:26 Flag 15:36 End: 15:38

BMCRC - MRO Championships 2018 - Rnd 5 @ Donington Park

DFDS Seaways Yamaha Past Masters

RACE 3 - SECTOR ANALYSIS

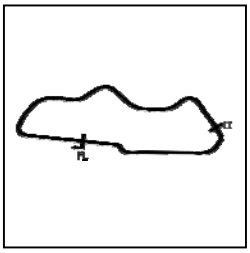

SECTOR 1 = FL to I1, SECTOR 2 = I1 to FL, DIFF = Difference To Personal Best Lap, P = Crossed Finish Line in Pit Lane, D = Time Disallowed

P28 67 R Mark BAILEY Yamaha - Gforce motorcycles

IDEAL LAP TIME : 1:46.898 BEST LAP TIME : 1:47.490 DIFFERENCE : 0.592

LAP	SECTOR 1	SECTOR 2	LAP TIME		MPH	DIFF	TIME OF DAY
1 -		38.844	1:56.522		61.14	9.032	15:28:41.478
2 -	1:12.443	37.202	1:49.645	(3)	64.97	2.155	15:30:31.123
3 -	1:11.579	38.229	1:49.808		64.88	2.318	15:32:20.931
4 -	***1:10.120***	38.363	1:48.483	(2)	65.67	0.993	15:34:09.414
5 -	1:10.712	***36.778***	***1:47.490***	**(1)**	***66.28***		***15:35:56.904***
6 -	1:11.665	38.158	1:49.823		64.87	2.333	15:37:46.727

P29 17 C David PATERSON Yamaha - Lots of overtime

IDEAL LAP TIME : 1:29.962 BEST LAP TIME : 1:30.957 DIFFERENCE : 0.995

LAP	SECTOR 1	SECTOR 2	LAP TIME		MPH	DIFF	TIME OF DAY
1 -		***31.334***	1:36.303		73.98	5.346	15:28:21.259
2 -	***58.628***	32.329	***1:30.957***	**(1)**	***78.32***		***15:29:52.216***
3 -	1:00.553	32.466	1:33.019	(2)	76.59	2.062	15:31:25.235
4 -	1:01.951	31.784	1:33.735	(3)	76.00	2.778	15:32:58.970
5 -	1:01.729	32.813	1:34.542		75.35	3.585	15:34:33.512
6 -	1:01.511	IN PIT	1:44.247	**P**	68.34	13.290	15:36:17.759

P30 5 Max HOUSE Yamaha -

IDEAL LAP TIME : 1:26.775 BEST LAP TIME : 1:26.775 DIFFERENCE : 0.000

LAP	SECTOR 1	SECTOR 2	LAP TIME		MPH	DIFF	TIME OF DAY
1 -		31.237	1:33.893		75.87	7.118	15:28:18.849
2 -	56.883	31.409	1:28.292	(2)	80.69	1.517	15:29:47.141
3 -	56.717	32.103	1:28.820	(3)	80.21	2.045	15:31:15.961
4 -	***56.157***	***30.618***	***1:26.775***	**(1)**	***82.10***		***15:32:42.736***

P31 7 Pete FISHWICK Yamaha -

IDEAL LAP TIME : 1:52.265 BEST LAP TIME : DIFFERENCE :

LAP	SECTOR 1	SECTOR 2	LAP TIME		MPH	DIFF	TIME OF DAY
1 -		***33.334***	1:32.734		76.82		15:28:17.690
2 -	***1:18.931***	IN PIT	2:07.732	**P**	55.77		15:30:25.422

P32 59 C Neil HESMAN Yamaha - Farkham Hall

IDEAL LAP TIME : 1:33.464 BEST LAP TIME : DIFFERENCE :

LAP	SECTOR 1	SECTOR 2	LAP TIME		MPH	DIFF	TIME OF DAY
1 -		***31.834***	1:39.094		71.89		15:28:24.050

Weather / Track : Bright / Dry

Donington Park National
Circuit Length = 1.9790 miles
Start: 15:26 Flag 15:36 End: 15:38

BMCRC - MRO Championships 2018 - Rnd 5 @ Donington Park

DFDS Seaways Yamaha Past Masters

RACE 3 - BEST SECTORS

SECTOR 1				SECTOR 2				IDEAL / BEST COMPARISON					
POS	NO	NAME	TIME	NO	NAME	TIME		POS	NO	NAME	IDEAL	BEST	DIFF
										PERFECT LAP	1:20.407		
1	6	BARBER	52.027	79	MACQUEEN	28.380		1	79	MACQUEEN	1:20.711	1:20.992	0.281
2	13	EDMONDSON	52.233	19	BRANTON	28.416		2	6	BARBER	1:20.737	1:20.968	0.231
3	79	MACQUEEN	52.331	70	BURSCOUGH	28.530		3	13	EDMONDSON	1:20.958	1:20.958	0.000
4	19	BRANTON	52.599	6	BARBER	28.710		4	19	BRANTON	1:21.015	1:21.088	0.073
5	70	BURSCOUGH	53.073	13	EDMONDSON	28.725		5	70	BURSCOUGH	1:21.603	1:21.843	0.240
6	81	GRANT	53.120	41	ABRAHAM	28.811		6	81	GRANT	1:22.208	1:22.453	0.245
7	125	MILES	53.508	125	MILES	28.948		7	41	ABRAHAM	1:22.409	1:22.568	0.159
8	41	ABRAHAM	53.598	81	GRANT	29.088		8	125	MILES	1:22.456	1:22.802	0.346
9	45	MOORE	53.641	40	BEACOCK	29.471		9	45	MOORE	1:23.139	1:23.139	0.000
10	57	MOOK	53.868	45	MOORE	29.498		10	57	MOOK	1:23.696	1:24.059	0.363
11	74	WHITBY	54.290	101	DAVIES	29.515		11	74	WHITBY	1:24.035	1:24.237	0.202
12	24	CARSON	54.440	88	STANLEY	29.544		12	88	STANLEY	1:24.054	1:24.055	0.001
13	88	STANLEY	54.510	24	CARSON	29.617		13	24	CARSON	1:24.057	1:24.057	0.000
14	40	BEACOCK	54.698	2	HUFF	29.698		14	40	BEACOCK	1:24.169	1:24.180	0.011
15	2	HUFF	54.925	74	WHITBY	29.745		15	101	DAVIES	1:24.458	1:24.527	0.069
16	101	DAVIES	54.943	57	MOOK	29.828		16	2	HUFF	1:24.623	1:24.847	0.224
17	5	HOUSE	56.157	4	HALIL	30.265		17	4	HALIL	1:26.505	1:27.034	0.529
18	83	GODBOLD	56.199	83	GODBOLD	30.517		18	83	GODBOLD	1:26.716	1:26.716	0.000
19	4	HALIL	56.240	95	CLARK	30.567		19	5	HOUSE	1:26.775	1:26.775	0.000
20	21	HUNTER	56.261	21	HUNTER	30.572		20	21	HUNTER	1:26.833	1:26.833	0.000
21	95	CLARK	56.711	5	HOUSE	30.618		21	95	CLARK	1:27.278	1:27.560	0.282
22	76	HIGERTY	57.555	60	GOUGH	31.039		22	76	HIGERTY	1:28.894	1:29.046	0.152
23	66	ZWARTOUW	57.971	17	PATERSON	31.334		23	60	GOUGH	1:29.023	1:29.023	0.000
24	60	GOUGH	57.984	76	HIGERTY	31.339		24	66	ZWARTOUW	1:29.395	1:30.169	0.774
25	17	PATERSON	58.628	66	ZWARTOUW	31.424		25	17	PATERSON	1:29.962	1:30.957	0.995
26	87	BUTTON	1:00.649	59	HESMAN	31.834		26	87	BUTTON	1:32.841	1:33.623	0.782
27	69	ELLERAY	1:01.307	87	BUTTON	32.192		27	59	HESMAN	1:33.464		
28	59	HESMAN	1:01.630	46	MARSHALL	32.959		28	69	ELLERAY	1:34.474	1:34.474	0.000
29	46	MARSHALL	1:02.207	69	ELLERAY	33.167		29	46	MARSHALL	1:35.166	1:35.316	0.150
30	100	BOWLER	1:02.575	7	FISHWICK	33.334		30	100	BOWLER	1:36.140	1:36.308	0.168
31	67	BAILEY	1:10.120	100	BOWLER	33.565		31	67	BAILEY	1:46.898	1:47.490	0.592
32	7	FISHWICK	1:18.931	67	BAILEY	36.778		32	7	FISHWICK	1:52.265		
33													

Weather / Track : Bright / Dry

Donington Park National
Circuit Length = 1.9790 miles
Start: 15:26 Flag 15:36 End: 15:38

Results can be found at www.tsl-timing.com

Printed - 15:39 Saturday, 16 June 2018

BMCRC - MRO Championships 2018 - Rnd 5 @ Donington Park

DFDS Seaways Yamaha Past Masters

RACE 3 - GRID (10 Laps)

ROW 12	36		35	8	Peter MANNERING	34	23	Zak PERRIN
ROW 11	33	97	Reece GUYETT	32	59	Neil HESMAN	31	7	Pete FISHWICK
ROW 10	30	67	Mark BAILEY (1:47.490)	29	100	David BOWLER (1:36.308)	28	46	Kevin MARSHALL (1:35.316)
ROW 9	27	69	Mark ELLERAY (1:34.474)	26	87	Denise BUTTON (1:33.623)	25	17	David PATERSON (1:30.957)
ROW 8	24	66	Neil ZWARTOUW (1:30.169)	23	76	Kevin HIGERTY (1:29.046)	22	60	Daniel GOUGH (1:29.023)
ROW 7	21	95	Simon CLARK (1:27.560)	20	4	Denis HALIL (1:27.034)	19	21	Ben HUNTER (1:26.833)
ROW 6	18	5	Max HOUSE (1:26.775)	17	83	Paul GODBOLD (1:26.716)	16	2	Lee HUFF (1:24.847)
ROW 5	15	101	Andrew DAVIES (1:24.527)	14	74	Paul WHITBY (1:24.237)	13	40	Douglas BEACOCK (1:24.180)
ROW 4	12	57	Geoff MOOK (1:24.059)	11	24	Scott CARSON (1:24.057)	10	88	Michael STANLEY (1:24.055)
ROW 3	9	45	Peter MOORE (1:23.139)	8	125	Ben MILES (1:22.802)	7	41	David ABRAHAM (1:22.568)
ROW 2	6	81	Scott GRANT (1:22.453)	5	70	Andrew BURSCOUGH (1:21.843)	4	19	Peter BRANTON (1:21.088)
ROW 1	3	79	Neil MACQUEEN (1:20.992)	2	6	Matt BARBER (1:20.968)	1	13	Doug EDMONDSON (1:20.958)

Pole

Donington Park National
Circuit Length = 1.9790 miles

These results are provisional until the conclusion of any judicial and technical matters.

Clerk Of Course :		Timekeeper :

Results can be found at www.tsl-timing.com

Printed - 15:41 Saturday, 16 June 2018

BMCRC - MRO Championships 2018 - Rnd 5 @ Donington Park

DFDS Seaways Yamaha Past Masters

RACE 3 - CLASSIFICATION

POS	NO	CL	PIC	NAME	ENTRY	LAPS	TIME	GAP	DIFF	MPH	BEST	ON
1	19		1	Peter BRANTON	Yamaha -	9	12:15.656			86.97	1:20.608	7
2	13		2	Doug EDMONDSON	Yamaha - Anyone want to lend me a bike for the Cla	9	12:18.406	2.750	2.750	86.65	1:20.622	3
3	6		3	Matt BARBER	Yamaha -	9	12:19.593	3.937	1.187	86.51	1:20.829	3
4	24	R	1	Scott CARSON	Yamaha - Two wheel technics	9	12:31.192	15.536	11.599	85.17	1:22.366	8
5	41		4	David ABRAHAM	Yamaha - Cambridge Motorcycles	9	12:34.816	19.160	3.624	84.76	1:22.816	7
6	40	C	1	Douglas BEACOCK	Yamaha -	9	12:41.447	25.791	6.631	84.03	1:22.912	7
7	101		5	Andrew DAVIES	Yamaha - GIBSON EXHAUSTS	9	12:44.552	28.896	3.105	83.68	1:23.310	7
8	4		6	Denis HALIL	Yamaha - D & A AUTOS	9	12:44.713	29.057	0.161	83.67	1:22.340	4
9	97		7	Reece GUYETT	Yamaha - rose mot	9	12:51.079	35.423	6.366	82.98	1:22.969	2
10	7		8	Pete FISHWICK	Yamaha -	9	12:51.362	35.706	0.283	82.95	1:23.456	3
11	95	R	2	Simon CLARK	Yamaha - Towan Motors	9	12:54.230	38.574	2.868	82.64	1:24.026	7
12	57	R	3	Geoff MOOK	Yamaha -	9	12:57.036	41.380	2.806	82.34	1:24.849	7
13	83	C	2	Paul GODBOLD	Yamaha - Hill farm tree services	9	12:57.051	41.395	0.015	82.34	1:24.574	7
14	45		9	Peter MOORE	Yamaha - Station Garage , Isle of Man	9	12:59.511	43.855	2.460	82.08	1:24.127	4
15	88		10	Michael STANLEY	Yamaha -	9	13:01.608	45.952	2.097	81.86	1:24.729	7
16	5		11	Max HOUSE	Yamaha -	9	13:17.949	1:02.293	16.341	80.18	1:27.339	4
17	60	R	4	Daniel GOUGH	Yamaha - G Force Motorcycles	9	13:31.589	1:15.933	13.640	78.83	1:28.378	9
18	76	C	3	Kevin HIGERTY	Yamaha - Aitch Racing	9	13:32.307	1:16.651	0.718	78.76	1:27.718	9
19	66	R	5	Neil ZWARTOUW	Yamaha - BUILD SCOPE Extensions & Conversions	8	12:18.449	1 Lap	1 Lap	77.00	1:29.752	4
20	87		12	Denise BUTTON	Yamaha -	8	12:31.514	1 Lap	13.065	75.66	1:32.708	3
21	59	C	4	Neil HESMAN	Yamaha - Farkham Hall	8	12:39.436	1 Lap	7.922	74.87	1:31.777	6
22	100	R	6	David BOWLER	Yamaha - www.ypmrc.co.uk	8	12:58.644	1 Lap	19.208	73.02	1:35.504	2
23	69	C	5	Mark ELLERAY	Yamaha - Abbot Solutions Ltd	8	12:59.350	1 Lap	0.706	72.95	1:35.576	8
24	46		13	Kevin MARSHALL	Yamaha -	8	13:10.628	1 Lap	11.278	71.91	1:36.417	2
25	67	R	7	Mark BAILEY	Yamaha - Gforce motorcycles	7	12:31.531	2 Laps	1 Lap	66.17	1:44.756	7
26	23	C	6	Zak PERRIN	Yamaha -	7	13:07.717	2 Laps	36.186	63.13	1:49.617	2
27	74		14	Paul WHITBY	Yamaha -	7	13:28.851	2 Laps	21.134	61.48	1:26.400	3
					NOT CLASSIFIED							
DNF	125			Ben MILES	Yamaha - Allspeed	7	9:34.048	2 Laps		86.64	1:20.826	7
DNF	81			Scott GRANT	Yamaha - SEAGER engineering/ Motaa Cycle Parts	7	9:40.088	2 Laps	6.040	85.73	1:21.749	6
DNF	79			Neil MACQUEEN	Yamaha -	6	8:13.672	3 Laps	1 Lap	86.31	1:21.084	3
DNF	2	C		Lee HUFF	Yamaha -	1	1:31.860	8 Laps	5 Laps	76.07		
DNF	70	C		Andrew BURSCOUGH	Yamaha - Apollo Tuning	0						

FASTEST LAP

19		Peter BRANTON	Yamaha -	7	1:20.608	88.38 mph	142.24 kph
24	R	Scott CARSON	Yamaha - Two wheel technics	8	1:22.366	86.49 mph	139.20 kph
40	C	Douglas BEACOCK	Yamaha -	7	1:22.912	85.93 mph	138.29 kph

Class - 92.5% of Race Speed = 80.44 mph
Class R - 92.5% of Race Speed = 78.78 mph
Class C - 92.5% of Race Speed = 77.72 mph

Donington Park National
Circuit Length = 1.9790 miles
Start: 10:08 Flag 10:21 End: 10:22

Weather / Track : Bright / Dry
These results are provisional until the conclusion of any judicial and technical matters.

Clerk Of Course :		Timekeeper :

Results can be found at www.tsl-timing.com

Printed - 10:22 Sunday, 17 June 2018

BMCRC - MRO Championships 2018 - Rnd 5 @ Donington Park

DFDS Seaways Yamaha Past Masters

RACE 3 - LAP CHART

LAP 1 @ 10:10:12.030

NO	BEHIND	LAP TIME
19		1:24.686
6	0.318	1:25.004
81	0.775	1:25.461
13	1.106	1:25.792
79	1.404	1:26.090
125	1.686	1:26.372
24	2.729	1:27.415
41	3.943	1:28.629
101	5.109	1:29.795
97	5.384	1:30.070
88	5.478	1:30.164
57	6.151	1:30.837
40	6.233	1:30.919
45	6.877	1:31.563
2	7.174	1:31.860
4	7.184	1:31.870
83	8.021	1:32.707
95	8.706	1:33.392
7	9.118	1:33.804
5	9.814	1:34.500
60	11.532	1:36.218
66	13.665	1:38.351
76	13.924	1:38.610
87	14.696	1:39.382
59	17.715	1:42.401
46	18.588	1:43.274
100	19.049	1:43.735
74	19.435	1:44.121 P
69	20.209	1:44.895
67	28.544	1:53.230
23	34.503	1:59.189

LAP 2 @ 10:11:33.701

NO	BEHIND	LAP TIME
19		1:21.671
79	0.852	1:21.119
13	1.065	1:21.630
6	1.206	1:22.559
125	1.591	1:21.576
81	2.030	1:22.926
24	3.576	1:22.518
41	5.791	1:23.519
97	6.682	1:22.969
101	7.872	1:24.434
40	8.102	1:23.540
45	10.276	1:25.070
4	10.312	1:24.799
57	11.051	1:26.571
83	11.322	1:24.972
7	13.111	1:25.664
95	13.245	1:26.210
5	15.590	1:27.447
88	18.660	1:34.853
60	19.226	1:29.365
66	24.425	1:32.431
76	24.525	1:32.272
87	26.249	1:33.224
59	29.566	1:33.522
100	32.882	1:35.504
46	33.334	1:36.417
69	34.838	1:36.300
67	53.629	1:46.756
23	1:02.449	1:49.617

LAP 3 @ 10:12:54.960

NO	BEHIND	LAP TIME
19		1:21.259
13	0.428	1:20.622
79	0.677	1:21.084
6	0.776	1:20.829
125	1.579	1:21.247
81	3.535	1:22.764
24	4.853	1:22.536
41	7.687	1:23.155
97	9.937	1:24.514
101	11.228	1:24.615
40	11.242	1:24.399
4	13.117	1:24.064
45	13.584	1:24.567
83	14.959	1:24.896
57	15.217	1:25.425
7	15.308	1:23.456
95	16.553	1:24.567
5	21.949	1:27.618
88	22.539	1:25.138
60	27.246	1:29.279
76	31.996	1:28.730
66	33.082	1:29.916
87	37.698	1:32.708
59	40.596	1:32.289
100	48.525	1:36.902
46	49.364	1:37.289
69	50.220	1:36.641
67	1:18.811	1:46.441

LAP 4 @ 10:14:17.002

NO	BEHIND	LAP TIME
19		1:22.042
13	0.302	1:21.916
6	0.554	1:21.820
125	0.915	1:21.378
79	1.008	1:22.373
81	3.524	1:22.031
24	6.198	1:23.387
41	8.745	1:23.100
23	1 Lap	1:50.301
40	12.785	1:23.585
101	13.110	1:23.924
97	13.194	1:25.299
4	13.415	1:22.340
45	15.669	1:24.127
83	18.269	1:25.352
7	18.282	1:25.016
95	19.419	1:24.908
57	19.680	1:26.505
88	26.281	1:25.784
5	27.246	1:27.339
60	34.663	1:29.459
76	38.719	1:28.765
66	40.792	1:29.752
74	2 Laps	4:28.162
87	49.137	1:33.481
59	51.810	1:33.256
100	1:03.776	1:37.293
69	1:04.543	1:36.365
46	1:05.032	1:37.710

LAP 5 @ 10:15:38.095

NO	BEHIND	LAP TIME
19		1:21.093
13	0.617	1:21.408
125	1.106	1:21.284
6	1.333	1:21.872
79	1.351	1:21.436
81	5.252	1:22.821
24	8.826	1:23.721
41	10.939	1:23.287
40	16.167	1:24.475
101	16.673	1:24.656
4	16.904	1:24.582
97	18.679	1:26.578
45	20.939	1:26.363
7	23.085	1:25.896
67	1 Lap	1:47.850
95	23.596	1:25.270
83	24.245	1:27.069
57	24.703	1:26.116
88	30.102	1:24.914
5	34.498	1:28.345
23	1 Lap	1:49.834
60	43.091	1:29.521
76	46.869	1:29.243
74	2 Laps	1:26.400
66	50.365	1:30.666
87	1:01.221	1:33.177
59	1:03.563	1:32.846
100	1:20.168	1:37.485
69	1:20.854	1:37.404

LAP 6 @ 10:16:59.524

NO	BEHIND	LAP TIME
19		1:21.429
46	1 Lap	1:37.787
13	0.735	1:21.547
125	1.042	1:21.365
6	1.292	1:21.388
79	1.492	1:21.570
81	5.572	1:21.749
24	10.030	1:22.633
41	12.600	1:23.090
40	17.923	1:23.185
4	19.203	1:23.728
101	19.869	1:24.625
97	23.965	1:26.715
45	25.802	1:26.292
7	25.879	1:24.223
95	26.862	1:24.695
83	27.849	1:25.033
57	28.188	1:24.914
88	33.794	1:25.121
5	41.415	1:28.346
67	1 Lap	1:45.611
60	51.745	1:30.083
74	2 Laps	1:27.531
76	54.622	1:29.182
66	1:00.859	1:31.923
23	1 Lap	1:51.198
87	1:12.501	1:32.709
59	1:13.911	1:31.777

LAP 7 @ 10:18:20.132

NO	BEHIND	LAP TIME
19		1:20.608
13	0.993	1:20.866
125	1.260	1:20.826
6	1.908	1:21.224
81	7.300	1:22.336
24	11.978	1:22.556
100	1 Lap	1:35.908
69	1 Lap	1:35.699
41	14.808	1:22.816
46	1 Lap	1:39.653
40	20.227	1:22.912
4	21.910	1:23.315
101	22.571	1:23.310
97	28.490	1:25.133
7	29.227	1:23.956
95	30.280	1:24.026
45	31.610	1:26.416
83	31.815	1:24.574
57	32.429	1:24.849
88	37.915	1:24.729
5	49.040	1:28.233
74	2 Laps	1:27.844
60	1:01.485	1:30.348
76	1:03.458	1:29.444
66	1:13.615	1:33.364
67	1 Lap	1:46.887

LAP 8 @ 10:19:42.013

NO	BEHIND	LAP TIME
19		1:21.881
13	1.335	1:22.223
6	3.070	1:23.043
87	1 Lap	1:33.418
59	1 Lap	1:38.472
24	12.463	1:22.366
41	17.205	1:24.278
23	2 Laps	1:54.075
40	22.406	1:24.060
4	25.693	1:25.664
101	26.067	1:25.377
100	1 Lap	1:35.869
69	1 Lap	1:36.470
7	31.515	1:24.169
97	32.026	1:25.417
95	33.215	1:24.816
83	34.769	1:24.835
45	36.351	1:26.622
46	1 Lap	1:39.253
57	37.125	1:26.577
88	41.046	1:25.012
5	55.568	1:28.409
74	2 Laps	1:27.477
60	1:08.542	1:28.938
76	1:09.920	1:28.343

LAP 9 @ 10:21:03.000

NO	BEHIND	LAP TIME
19		1:20.987
13	2.750	1:22.402
66	1 Lap	1:32.046
6	3.937	1:21.854
24	15.536	1:24.060
87	1 Lap	1:33.415
67	2 Laps	1:44.756
41	19.160	1:22.942
59	1 Lap	1:34.873
40	25.791	1:24.372
101	28.896	1:23.816
4	29.057	1:24.351
97	35.423	1:24.384
7	35.706	1:25.178
95	38.574	1:26.346
57	41.380	1:25.242
83	41.395	1:27.613
100	1 Lap	1:35.948
69	1 Lap	1:35.576
45	43.855	1:28.491
88	45.952	1:25.893
23	2 Laps	1:53.503
46	1 Lap	1:39.245
5	1:02.293	1:27.712
74	2 Laps	1:27.316
60	1:15.933	1:28.378
76	1:16.651	1:27.718

Weather / Track : Bright / Dry

Donington Park National
Circuit Length = 1.9790 miles
Start: 10:08 Flag 10:21 End: 10:22

BMCRC - MRO Championships 2018 - Rnd 5 @ Donington Park

DFDS Seaways Yamaha Past Masters

RACE 3 - SECTOR ANALYSIS

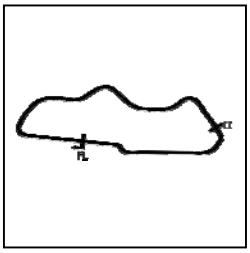

SECTOR 1 = FL to I1, SECTOR 2 = I1 to FL, DIFF = Difference To Personal Best Lap, P = Crossed Finish Line in Pit Lane, D = Time Disallowed

P1 19 Peter BRANTON Yamaha -

IDEAL LAP TIME : 1:20.608 BEST LAP TIME : 1:20.608 DIFFERENCE : 0.000

LAP	SECTOR 1	SECTOR 2	LAP TIME	MPH	DIFF	TIME OF DAY
1 -		28.827	1:24.686	84.12	4.078	10:10:12.030
2 -	52.866	28.805	1:21.671	87.23	1.063	10:11:33.701
3 -	52.312	28.947	1:21.259	87.67	0.651	10:12:54.960
4 -	53.113	28.929	1:22.042	86.84	1.434	10:14:17.002
5 -	52.427	28.666	1:21.093 **(3)**	87.85	0.485	10:15:38.095
6 -	52.879	28.550	1:21.429	87.49	0.821	10:16:59.524
7 -	***52.254***	***28.354***	***1:20.608*** **(1)**	***88.38***		***10:18:20.132***
8 -	53.131	28.750	1:21.881	87.01	1.273	10:19:42.013
9 -	52.399	28.588	1:20.987 **(2)**	87.97	0.379	10:21:03.000

P2 13 Doug EDMONDSON Yamaha - Anyone want to lend me a bike for the Classic TT 201

IDEAL LAP TIME : 1:20.298 BEST LAP TIME : 1:20.622 DIFFERENCE : 0.324

LAP	SECTOR 1	SECTOR 2	LAP TIME	MPH	DIFF	TIME OF DAY
1 -		29.283	1:25.792	83.04	5.170	10:10:13.136
2 -	52.552	29.078	1:21.630	87.27	1.008	10:11:34.766
3 -	***51.728***	28.894	***1:20.622*** **(1)**	***88.37***		***10:12:55.388***
4 -	52.956	28.960	1:21.916	86.97	1.294	10:14:17.304
5 -	52.618	28.790	1:21.408 **(3)**	87.51	0.786	10:15:38.712
6 -	52.750	28.797	1:21.547	87.36	0.925	10:17:00.259
7 -	51.947	28.919	1:20.866 **(2)**	88.10	0.244	10:18:21.125
8 -	53.653	***28.570***	1:22.223	86.65	1.601	10:19:43.348
9 -	52.213	30.189	1:22.402	86.46	1.780	10:21:05.750

P3 6 Matt BARBER Yamaha -

IDEAL LAP TIME : 1:20.387 BEST LAP TIME : 1:20.829 DIFFERENCE : 0.442

LAP	SECTOR 1	SECTOR 2	LAP TIME	MPH	DIFF	TIME OF DAY
1 -		28.832	1:25.004	83.81	4.175	10:10:12.348
2 -	53.571	28.988	1:22.559	86.29	1.730	10:11:34.907
3 -	***51.770***	29.059	***1:20.829*** **(1)**	***88.14***		***10:12:55.736***
4 -	52.718	29.102	1:21.820	87.07	0.991	10:14:17.556
5 -	53.066	28.806	1:21.872	87.02	1.043	10:15:39.428
6 -	52.464	28.924	1:21.388 **(3)**	87.53	0.559	10:17:00.816
7 -	52.607	***28.617***	1:21.224 **(2)**	87.71	0.395	10:18:22.040
8 -	53.800	29.243	1:23.043	85.79	2.214	10:19:45.083
9 -	52.621	29.233	1:21.854	87.04	1.025	10:21:06.937

P4 24 R Scott CARSON Yamaha - Two wheel technics

IDEAL LAP TIME : 1:22.160 BEST LAP TIME : 1:22.366 DIFFERENCE : 0.206

LAP	SECTOR 1	SECTOR 2	LAP TIME	MPH	DIFF	TIME OF DAY
1 -		29.700	1:27.415	81.50	5.049	10:10:14.759
2 -	53.360	29.158	1:22.518 **(2)**	86.34	0.152	10:11:37.277
3 -	***53.149***	29.387	1:22.536 **(3)**	86.32	0.170	10:12:59.813
4 -	53.674	29.713	1:23.387	85.44	1.021	10:14:23.200
5 -	54.418	29.303	1:23.721	85.09	1.355	10:15:46.921
6 -	53.509	29.124	1:22.633	86.22	0.267	10:17:09.554
7 -	53.428	29.128	1:22.556	86.30	0.190	10:18:32.110
8 -	53.355	***29.011***	***1:22.366*** **(1)**	***86.49***		***10:19:54.476***
9 -	53.576	30.484	1:24.060	84.75	1.694	10:21:18.536

P5 41 David ABRAHAM Yamaha - Cambridge Motorcycles

IDEAL LAP TIME : 1:22.589 BEST LAP TIME : 1:22.816 DIFFERENCE : 0.227

LAP	SECTOR 1	SECTOR 2	LAP TIME	MPH	DIFF	TIME OF DAY
1 -		29.837	1:28.629	80.38	5.813	10:10:15.973
2 -	53.868	29.651	1:23.519	85.30	0.703	10:11:39.492
3 -	53.771	29.384	1:23.155	85.67	0.339	10:13:02.647
4 -	53.434	29.666	1:23.100	85.73	0.284	10:14:25.747

Weather / Track : Bright / Dry

Donington Park National
Circuit Length = 1.9790 miles
Start: 10:08 Flag 10:21 End: 10:22

BMCRC - MRO Championships 2018 - Rnd 5 @ Donington Park

DFDS Seaways Yamaha Past Masters

RACE 3 - SECTOR ANALYSIS

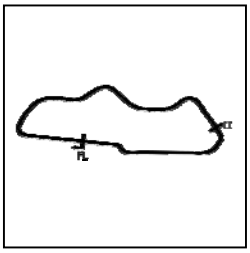

SECTOR 1 = FL to I1, SECTOR 2 = I1 to FL, DIFF = Difference To Personal Best Lap, P = Crossed Finish Line in Pit Lane, D = Time Disallowed

5 -	53.969	29.318	1:23.287	85.54	0.471	10:15:49.034
6 -	53.870	***29.220***	1:23.090 **(3)**	85.74	0.274	10:17:12.124
7 -	***53.369***	29.447	***1:22.816*** **(1)**	***86.02***		***10:18:34.940***
8 -	53.585	30.693	1:24.278	84.53	1.462	10:19:59.218
9 -	53.577	29.365	1:22.942 **(2)**	85.89	0.126	10:21:22.160

P6 40 C Douglas BEACOCK Yamaha -

IDEAL LAP TIME : 1:22.912 BEST LAP TIME : 1:22.912 DIFFERENCE : 0.000

LAP	SECTOR 1	SECTOR 2	LAP TIME	MPH	DIFF	TIME OF DAY
1 -		29.833	1:30.919	78.36	8.007	10:10:18.263
2 -	54.091	29.449	1:23.540 **(3)**	85.28	0.628	10:11:41.803
3 -	54.220	30.179	1:24.399	84.41	1.487	10:13:06.202
4 -	54.074	29.511	1:23.585	85.23	0.673	10:14:29.787
5 -	54.231	30.244	1:24.475	84.34	1.563	10:15:54.262
6 -	53.859	29.326	1:23.185 **(2)**	85.64	0.273	10:17:17.447
7 -	***53.647***	***29.265***	***1:22.912*** **(1)**	***85.93***		***10:18:40.359***
8 -	54.361	29.699	1:24.060	84.75	1.148	10:20:04.419
9 -	54.869	29.503	1:24.372	84.44	1.460	10:21:28.791

P7 101 Andrew DAVIES Yamaha - GIBSON EXHAUSTS

IDEAL LAP TIME : 1:23.302 BEST LAP TIME : 1:23.310 DIFFERENCE : 0.008

LAP	SECTOR 1	SECTOR 2	LAP TIME	MPH	DIFF	TIME OF DAY
1 -		29.901	1:29.795	79.34	6.485	10:10:17.139
2 -	54.443	29.991	1:24.434	84.38	1.124	10:11:41.573
3 -	54.280	30.335	1:24.615	84.20	1.305	10:13:06.188
4 -	54.380	29.544	1:23.924 **(3)**	84.89	0.614	10:14:30.112
5 -	54.231	30.425	1:24.656	84.15	1.346	10:15:54.768
6 -	54.946	29.679	1:24.625	84.19	1.315	10:17:19.393
7 -	***53.955***	29.355	***1:23.310*** **(1)**	***85.51***		***10:18:42.703***
8 -	55.442	29.935	1:25.377	83.44	2.067	10:20:08.080
9 -	54.469	***29.347***	1:23.816 **(2)**	85.00	0.506	10:21:31.896

P8 4 Denis HALIL Yamaha - D & A AUTOS

IDEAL LAP TIME : 1:22.340 BEST LAP TIME : 1:22.340 DIFFERENCE : 0.000

LAP	SECTOR 1	SECTOR 2	LAP TIME	MPH	DIFF	TIME OF DAY
1 -		30.293	1:31.870	77.55	9.530	10:10:19.214
2 -	55.281	29.518	1:24.799	84.01	2.459	10:11:44.013
3 -	54.508	29.556	1:24.064	84.75	1.724	10:13:08.077
4 -	***53.290***	***29.050***	***1:22.340*** **(1)**	***86.52***		***10:14:30.417***
5 -	54.612	29.970	1:24.582	84.23	2.242	10:15:54.999
6 -	54.220	29.508	1:23.728 **(3)**	85.09	1.388	10:17:18.727
7 -	53.931	29.384	1:23.315 **(2)**	85.51	0.975	10:18:42.042
8 -	55.529	30.135	1:25.664	83.16	3.324	10:20:07.706
9 -	55.239	29.112	1:24.351	84.46	2.011	10:21:32.057

P9 97 Reece GUYETT Yamaha - rose mot

IDEAL LAP TIME : 1:22.952 BEST LAP TIME : 1:22.969 DIFFERENCE : 0.017

LAP	SECTOR 1	SECTOR 2	LAP TIME	MPH	DIFF	TIME OF DAY
1 -		***29.269***	1:30.070	79.10	7.101	10:10:17.414
2 -	***53.683***	29.286	***1:22.969*** **(1)**	***85.87***		***10:11:40.383***
3 -	54.857	29.657	1:24.514 **(3)**	84.30	1.545	10:13:04.897
4 -	54.446	30.853	1:25.299	83.52	2.330	10:14:30.196
5 -	55.050	31.528	1:26.578	82.29	3.609	10:15:56.774
6 -	55.737	30.978	1:26.715	82.16	3.746	10:17:23.489
7 -	54.973	30.160	1:25.133	83.68	2.164	10:18:48.622
8 -	54.693	30.724	1:25.417	83.41	2.448	10:20:14.039
9 -	55.016	29.368	1:24.384 **(2)**	84.43	1.415	10:21:38.423

Weather / Track : Bright / Dry

Donington Park National
Circuit Length = 1.9790 miles
Start: 10:08 Flag 10:21 End: 10:22

BMCRC - MRO Championships 2018 - Rnd 5 @ Donington Park

DFDS Seaways Yamaha Past Masters

RACE 3 - SECTOR ANALYSIS

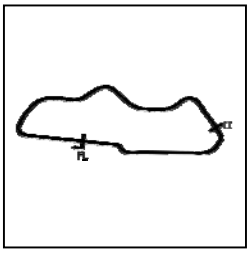

SECTOR 1 = FL to I1, SECTOR 2 = I1 to FL, DIFF = Difference To Personal Best Lap, P = Crossed Finish Line in Pit Lane, D = Time Disallowed

P10 7 Pete FISHWICK Yamaha -

IDEAL LAP TIME : 1:23.456 BEST LAP TIME : 1:23.456 DIFFERENCE : 0.000

LAP	SECTOR 1	SECTOR 2	LAP TIME	MPH	DIFF	TIME OF DAY
1 -		30.039	1:33.804	75.95	10.348	10:10:21.148
2 -	55.069	30.595	1:25.664	83.16	2.208	10:11:46.812
3 -	***53.884***	***29.572***	***1:23.456 (1)***	***85.37***		***10:13:10.268***
4 -	54.891	30.125	1:25.016	83.80	1.560	10:14:35.284
5 -	56.193	29.703	1:25.896	82.94	2.440	10:16:01.180
6 -	54.195	30.028	1:24.223	84.59	0.767	10:17:25.403
7 -	54.225	29.731	1:23.956 (2)	84.86	0.500	10:18:49.359
8 -	54.333	29.836	1:24.169 (3)	84.64	0.713	10:20:13.528
9 -	55.269	29.909	1:25.178	83.64	1.722	10:21:38.706

P11 95 R Simon CLARK Yamaha - Towan Motors

IDEAL LAP TIME : 1:23.733 BEST LAP TIME : 1:24.026 DIFFERENCE : 0.293

LAP	SECTOR 1	SECTOR 2	LAP TIME	MPH	DIFF	TIME OF DAY
1 -		30.869	1:33.392	76.28	9.366	10:10:20.736
2 -	55.482	30.728	1:26.210	82.64	2.184	10:11:46.946
3 -	55.068	***29.499***	1:24.567 (2)	84.24	0.541	10:13:11.513
4 -	54.448	30.460	1:24.908	83.91	0.882	10:14:36.421
5 -	55.451	29.819	1:25.270	83.55	1.244	10:16:01.691
6 -	54.779	29.916	1:24.695 (3)	84.12	0.669	10:17:26.386
7 -	***54.234***	29.792	***1:24.026 (1)***	***84.79***		***10:18:50.412***
8 -	54.584	30.232	1:24.816	84.00	0.790	10:20:15.228
9 -	56.204	30.142	1:26.346	82.51	2.320	10:21:41.574

P12 57 R Geoff MOOK Yamaha -

IDEAL LAP TIME : 1:24.624 BEST LAP TIME : 1:24.849 DIFFERENCE : 0.225

LAP	SECTOR 1	SECTOR 2	LAP TIME	MPH	DIFF	TIME OF DAY
1 -		30.203	1:30.837	78.43	5.988	10:10:18.181
2 -	55.833	30.738	1:26.571	82.29	1.722	10:11:44.752
3 -	55.275	30.150	1:25.425	83.40	0.576	10:13:10.177
4 -	55.373	31.132	1:26.505	82.36	1.656	10:14:36.682
5 -	55.697	30.419	1:26.116	82.73	1.267	10:16:02.798
6 -	***54.955***	29.959	1:24.914 (2)	83.90	0.065	10:17:27.712
7 -	55.180	***29.669***	***1:24.849 (1)***	***83.96***		***10:18:52.561***
8 -	55.439	31.138	1:26.577	82.29	1.728	10:20:19.138
9 -	55.178	30.064	1:25.242 (3)	83.58	0.393	10:21:44.380

P13 83 C Paul GODBOLD Yamaha - Hill farm tree services

IDEAL LAP TIME : 1:24.355 BEST LAP TIME : 1:24.574 DIFFERENCE : 0.219

LAP	SECTOR 1	SECTOR 2	LAP TIME	MPH	DIFF	TIME OF DAY
1 -		30.997	1:32.707	76.85	8.133	10:10:20.051
2 -	54.890	30.082	1:24.972	83.84	0.398	10:11:45.023
3 -	***54.554***	30.342	1:24.896 (3)	83.92	0.322	10:13:09.919
4 -	55.078	30.274	1:25.352	83.47	0.778	10:14:35.271
5 -	57.010	30.059	1:27.069	81.82	2.495	10:16:02.340
6 -	55.095	29.938	1:25.033	83.78	0.459	10:17:27.373
7 -	54.773	***29.801***	***1:24.574 (1)***	***84.24***		***10:18:51.947***
8 -	54.979	29.856	1:24.835 (2)	83.98	0.261	10:20:16.782
9 -	56.480	31.133	1:27.613	81.31	3.039	10:21:44.395

P14 45 Peter MOORE Yamaha - Station Garage , Isle of Man

IDEAL LAP TIME : 1:24.094 BEST LAP TIME : 1:24.127 DIFFERENCE : 0.033

LAP	SECTOR 1	SECTOR 2	LAP TIME	MPH	DIFF	TIME OF DAY
1 -		30.637	1:31.563	77.81	7.436	10:10:18.907
2 -	54.783	30.287	1:25.070 (3)	83.75	0.943	10:11:43.977
3 -	54.915	***29.652***	1:24.567 (2)	84.24	0.440	10:13:08.544
4 -	***54.442***	29.685	***1:24.127 (1)***	***84.68***		***10:14:32.671***

Weather / Track : Bright / Dry

Donington Park National
Circuit Length = 1.9790 miles
Start: 10:08 Flag 10:21 End: 10:22

BMCRC - MRO Championships 2018 - Rnd 5 @ Donington Park

DFDS Seaways Yamaha Past Masters

RACE 3 - SECTOR ANALYSIS

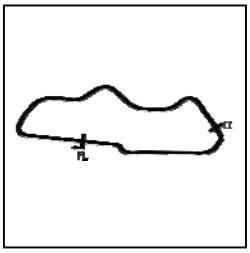

SECTOR 1 = FL to I1, SECTOR 2 = I1 to FL, DIFF = Difference To Personal Best Lap, P = Crossed Finish Line in Pit Lane, D = Time Disallowed

5 -	55.997	30.366	1:26.363	82.49	2.236	10:15:59.034
6 -	55.150	31.142	1:26.292	82.56	2.165	10:17:25.326
7 -	56.053	30.363	1:26.416	82.44	2.289	10:18:51.742
8 -	55.803	30.819	1:26.622	82.24	2.495	10:20:18.364
9 -	56.839	31.652	1:28.491	80.51	4.364	10:21:46.855

P15 88 Michael STANLEY Yamaha -

IDEAL LAP TIME : 1:24.449 BEST LAP TIME : 1:24.729 DIFFERENCE : 0.280

LAP	SECTOR 1	SECTOR 2	LAP TIME	MPH	DIFF	TIME OF DAY
1 -		***29.755***	1:30.164	79.01	5.435	10:10:17.508
2 -			1:34.853	75.11	10.124	10:11:52.361
3 -	55.209	29.929	1:25.138	83.68	0.409	10:13:17.499
4 -	55.473	30.311	1:25.784	83.05	1.055	10:14:43.283
5 -	***54.694***	30.220	1:24.914 **(2)**	83.90	0.185	10:16:08.197
6 -	55.255	29.866	1:25.121	83.70	0.392	10:17:33.318
7 -	54.760	29.969	***1:24.729*** **(1)**	***84.08***		***10:18:58.047***
8 -	54.908	30.104	1:25.012 **(3)**	83.80	0.283	10:20:23.059
9 -	55.612	30.281	1:25.893	82.94	1.164	10:21:48.952

P16 5 Max HOUSE Yamaha -

IDEAL LAP TIME : 1:27.208 BEST LAP TIME : 1:27.339 DIFFERENCE : 0.131

LAP	SECTOR 1	SECTOR 2	LAP TIME	MPH	DIFF	TIME OF DAY
1 -		31.091	1:34.500	75.39	7.161	10:10:21.844
2 -	56.522	30.925	1:27.447 **(2)**	81.47	0.108	10:11:49.291
3 -	56.550	31.068	1:27.618 **(3)**	81.31	0.279	10:13:16.909
4 -	56.466	30.873	***1:27.339*** **(1)**	***81.57***		***10:14:44.248***
5 -	***56.350***	31.995	1:28.345	80.64	1.006	10:16:12.593
6 -	57.488	***30.858***	1:28.346	80.64	1.007	10:17:40.939
7 -	57.065	31.168	1:28.233	80.74	0.894	10:19:09.172
8 -	57.478	30.931	1:28.409	80.58	1.070	10:20:37.581
9 -	56.605	31.107	1:27.712	81.22	0.373	10:22:05.293

P17 60 R Daniel GOUGH Yamaha - G Force Motorcycles

IDEAL LAP TIME : 1:28.101 BEST LAP TIME : 1:28.378 DIFFERENCE : 0.277

LAP	SECTOR 1	SECTOR 2	LAP TIME	MPH	DIFF	TIME OF DAY
1 -		31.692	1:36.218	74.04	7.840	10:10:23.562
2 -	57.949	31.416	1:29.365	79.72	0.987	10:11:52.927
3 -	57.778	31.501	1:29.279 **(3)**	79.80	0.901	10:13:22.206
4 -	57.966	31.493	1:29.459	79.64	1.081	10:14:51.665
5 -	57.981	31.540	1:29.521	79.58	1.143	10:16:21.186
6 -	58.306	31.777	1:30.083	79.08	1.705	10:17:51.269
7 -	58.529	31.819	1:30.348	78.85	1.970	10:19:21.617
8 -	57.692	***31.246***	1:28.938 **(2)**	80.10	0.560	10:20:50.555
9 -	***56.855***	31.523	***1:28.378*** **(1)**	***80.61***		***10:22:18.933***

P18 76 C Kevin HIGERTY Yamaha - Aitch Racing

IDEAL LAP TIME : 1:27.718 BEST LAP TIME : 1:27.718 DIFFERENCE : 0.000

LAP	SECTOR 1	SECTOR 2	LAP TIME	MPH	DIFF	TIME OF DAY
1 -		32.965	1:38.610	72.25	10.892	10:10:25.954
2 -	1:00.150	32.122	1:32.272	77.21	4.554	10:11:58.226
3 -	57.264	31.466	1:28.730 **(3)**	80.29	1.012	10:13:26.956
4 -	57.238	31.527	1:28.765	80.26	1.047	10:14:55.721
5 -	57.718	31.525	1:29.243	79.83	1.525	10:16:24.964
6 -	57.840	31.342	1:29.182	79.88	1.464	10:17:54.146
7 -	58.224	31.220	1:29.444	79.65	1.726	10:19:23.590
8 -	57.181	31.162	1:28.343 **(2)**	80.64	0.625	10:20:51.933
9 -	***56.621***	***31.097***	***1:27.718*** **(1)**	***81.22***		***10:22:19.651***

Weather / Track : Bright / Dry

Donington Park National
Circuit Length = 1.9790 miles
Start: 10:08 Flag 10:21 End: 10:22

BMCRC - MRO Championships 2018 - Rnd 5 @ Donington Park

DFDS Seaways Yamaha Past Masters

RACE 3 - SECTOR ANALYSIS

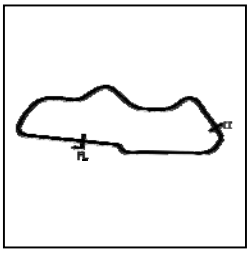

SECTOR 1 = FL to I1, SECTOR 2 = I1 to FL, DIFF = Difference To Personal Best Lap, P = Crossed Finish Line in Pit Lane, D = Time Disallowed

P19 66 R Neil ZWARTOUW Yamaha - BUILD SCOPE Extensions & Conversions

IDEAL LAP TIME : 1:29.252 BEST LAP TIME : 1:29.752 DIFFERENCE : 0.500

LAP	SECTOR 1	SECTOR 2	LAP TIME	MPH	DIFF	TIME OF DAY
1 -		33.124	1:38.351	72.44	8.599	10:10:25.695
2 -	59.715	32.716	1:32.431	77.08	2.679	10:11:58.126
3 -	58.628	***31.288***	1:29.916 **(2)**	79.23	0.164	10:13:28.042
4 -	58.006	31.746	***1:29.752*** **(1)**	***79.38***		***10:14:57.794***
5 -	***57.964***	32.702	1:30.666 **(3)**	78.58	0.914	10:16:28.460
6 -	58.863	33.060	1:31.923	77.50	2.171	10:18:00.383
7 -	59.889	33.475	1:33.364	76.31	3.612	10:19:33.747
8 -	59.096	32.950	1:32.046	77.40	2.294	10:21:05.793

P20 87 Denise BUTTON Yamaha -

IDEAL LAP TIME : 1:31.840 BEST LAP TIME : 1:32.708 DIFFERENCE : 0.868

LAP	SECTOR 1	SECTOR 2	LAP TIME	MPH	DIFF	TIME OF DAY
1 -		33.101	1:39.382	71.68	6.674	10:10:26.726
2 -	1:00.613	32.611	1:33.224	76.42	0.516	10:11:59.950
3 -	1:00.056	32.652	***1:32.708*** **(1)**	***76.85***		***10:13:32.658***
4 -	59.993	33.488	1:33.481	76.21	0.773	10:15:06.139
5 -	1:00.397	32.780	1:33.177 **(3)**	76.46	0.469	10:16:39.316
6 -	59.924	32.785	1:32.709 **(2)**	76.84	0.001	10:18:12.025
7 -	1:01.462	***31.956***	1:33.418	76.26	0.710	10:19:45.443
8 -	***59.884***	33.531	1:33.415	76.26	0.707	10:21:18.858

P21 59 C Neil HESMAN Yamaha - Farkham Hall

IDEAL LAP TIME : 1:31.777 BEST LAP TIME : 1:31.777 DIFFERENCE : 0.000

LAP	SECTOR 1	SECTOR 2	LAP TIME	MPH	DIFF	TIME OF DAY
1 -		32.206	1:42.401	69.57	10.624	10:10:29.745
2 -	1:00.663	32.859	1:33.522	76.18	1.745	10:12:03.267
3 -	1:00.047	32.242	1:32.289 **(2)**	77.19	0.512	10:13:35.556
4 -	1:00.658	32.598	1:33.256	76.39	1.479	10:15:08.812
5 -	1:00.269	32.577	1:32.846 **(3)**	76.73	1.069	10:16:41.658
6 -	***59.676***	***32.101***	***1:31.777*** **(1)**	***77.62***		***10:18:13.435***
7 -	1:04.351	34.121	1:38.472	72.35	6.695	10:19:51.907
8 -	1:02.181	32.692	1:34.873	75.09	3.096	10:21:26.780

P22 100 R David BOWLER Yamaha - www.ypmrc.co.uk

IDEAL LAP TIME : 1:34.808 BEST LAP TIME : 1:35.504 DIFFERENCE : 0.696

LAP	SECTOR 1	SECTOR 2	LAP TIME	MPH	DIFF	TIME OF DAY
1 -		33.791	1:43.735	68.68	8.231	10:10:31.079
2 -	***1:01.860***	33.644	***1:35.504*** **(1)**	***74.60***		***10:12:06.583***
3 -	1:03.123	33.779	1:36.902	73.52	1.398	10:13:43.485
4 -	1:03.292	34.001	1:37.293	73.22	1.789	10:15:20.778
5 -	1:03.939	33.546	1:37.485	73.08	1.981	10:16:58.263
6 -	1:02.345	33.563	1:35.908 **(3)**	74.28	0.404	10:18:34.171
7 -	1:02.921	***32.948***	1:35.869 **(2)**	74.31	0.365	10:20:10.040
8 -	1:02.470	33.478	1:35.948	74.25	0.444	10:21:45.988

P23 69 C Mark ELLERAY Yamaha - Abbot Solutions Ltd

IDEAL LAP TIME : 1:35.088 BEST LAP TIME : 1:35.576 DIFFERENCE : 0.488

LAP	SECTOR 1	SECTOR 2	LAP TIME	MPH	DIFF	TIME OF DAY
1 -		34.579	1:44.895	67.92	9.319	10:10:32.239
2 -	***1:01.913***	34.387	1:36.300 **(3)**	73.98	0.724	10:12:08.539
3 -	1:02.399	34.242	1:36.641	73.72	1.065	10:13:45.180
4 -	1:02.527	33.838	1:36.365	73.93	0.789	10:15:21.545
5 -	1:03.523	33.881	1:37.404	73.14	1.828	10:16:58.949
6 -	1:02.524	***33.175***	1:35.699 **(2)**	74.44	0.123	10:18:34.648
7 -	1:02.774	33.696	1:36.470	73.85	0.894	10:20:11.118
8 -	1:02.085	33.491	***1:35.576*** **(1)**	***74.54***		***10:21:46.694***

Weather / Track : Bright / Dry

Donington Park National
Circuit Length = 1.9790 miles
Start: 10:08 Flag 10:21 End: 10:22

BMCRC - MRO Championships 2018 - Rnd 5 @ Donington Park

DFDS Seaways Yamaha Past Masters

RACE 3 - SECTOR ANALYSIS

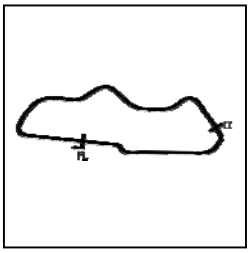

SECTOR 1 = FL to I1, SECTOR 2 = I1 to FL, DIFF = Difference To Personal Best Lap, P = Crossed Finish Line in Pit Lane, D = Time Disallowed

P24 46 Kevin MARSHALL Yamaha -

IDEAL LAP TIME : 1:35.631 BEST LAP TIME : 1:36.417 DIFFERENCE : 0.786

LAP	SECTOR 1	SECTOR 2	LAP TIME	MPH	DIFF	TIME OF DAY
1 -		***33.751***	1:43.274	68.98	6.857	10:10:30.618
2 -	***1:01.880***	34.537	***1:36.417*** **(1)**	***73.89***		***10:12:07.035***
3 -	1:02.983	34.306	1:37.289 **(2)**	73.23	0.872	10:13:44.324
4 -	1:03.112	34.598	1:37.710 **(3)**	72.91	1.293	10:15:22.034
5 -	1:03.746	34.041	1:37.787	72.85	1.370	10:16:59.821
6 -	1:05.225	34.428	1:39.653	71.49	3.236	10:18:39.474
7 -	1:04.656	34.597	1:39.253	71.78	2.836	10:20:18.727
8 -	1:03.839	35.406	1:39.245	71.78	2.828	10:21:57.972

P25 67 R Mark BAILEY Yamaha - Gforce motorcycles

IDEAL LAP TIME : 1:43.171 BEST LAP TIME : 1:44.756 DIFFERENCE : 1.585

LAP	SECTOR 1	SECTOR 2	LAP TIME	MPH	DIFF	TIME OF DAY
1 -		37.950	1:53.230	62.92	8.474	10:10:40.574
2 -	1:09.195	37.561	1:46.756	66.73	2.000	10:12:27.330
3 -	1:08.926	37.515	1:46.441 **(3)**	66.93	1.685	10:14:13.771
4 -	1:09.281	38.569	1:47.850	66.06	3.094	10:16:01.621
5 -	1:09.081	***36.530***	1:45.611 **(2)**	67.46	0.855	10:17:47.232
6 -	1:09.221	37.666	1:46.887	66.65	2.131	10:19:34.119
7 -	***1:06.641***	38.115	***1:44.756*** **(1)**	***68.01***		***10:21:18.875***

P26 23 C Zak PERRIN Yamaha -

IDEAL LAP TIME : 1:49.370 BEST LAP TIME : 1:49.617 DIFFERENCE : 0.247

LAP	SECTOR 1	SECTOR 2	LAP TIME	MPH	DIFF	TIME OF DAY
1 -		37.216	1:59.189	59.77	9.572	10:10:46.533
2 -	1:12.366	37.251	***1:49.617*** **(1)**	***64.99***		***10:12:36.150***
3 -	1:12.880	37.421	1:50.301 **(3)**	64.59	0.684	10:14:26.451
4 -	1:12.769	***37.065***	1:49.834 **(2)**	64.86	0.217	10:16:16.285
5 -	***1:12.305***	38.893	1:51.198	64.07	1.581	10:18:07.483
6 -	1:14.504	39.571	1:54.075	62.45	4.458	10:20:01.558
7 -	1:14.298	39.205	1:53.503	62.77	3.886	10:21:55.061

P27 74 Paul WHITBY Yamaha -

IDEAL LAP TIME : 1:26.261 BEST LAP TIME : 1:26.400 DIFFERENCE : 0.139

LAP	SECTOR 1	SECTOR 2	LAP TIME	MPH	DIFF	TIME OF DAY
1 -		IN PIT	1:44.121 **P**	68.42	17.721	10:10:31.465
2 -	OUTLAP	30.559	4:28.162	26.56	3:01.762	10:14:59.627
3 -	55.985	***30.415***	***1:26.400*** **(1)**	***82.46***		***10:16:26.027***
4 -	57.063	30.468	1:27.531	81.39	1.131	10:17:53.558
5 -	56.702	31.142	1:27.844	81.10	1.444	10:19:21.402
6 -	56.943	30.534	1:27.477 **(3)**	81.44	1.077	10:20:48.879
7 -	***55.846***	31.470	1:27.316 **(2)**	81.59	0.916	10:22:16.195

P28 125 Ben MILES Yamaha - Allspeed

IDEAL LAP TIME : 1:20.679 BEST LAP TIME : 1:20.826 DIFFERENCE : 0.147

LAP	SECTOR 1	SECTOR 2	LAP TIME	MPH	DIFF	TIME OF DAY
1 -		29.365	1:26.372	82.48	5.546	10:10:13.716
2 -	52.733	28.843	1:21.576	87.33	0.750	10:11:35.292
3 -	***52.052***	29.195	1:21.247 **(2)**	87.69	0.421	10:12:56.539
4 -	52.091	29.287	1:21.378	87.54	0.552	10:14:17.917
5 -	52.499	28.785	1:21.284 **(3)**	87.65	0.458	10:15:39.201
6 -	52.486	28.879	1:21.365	87.56	0.539	10:17:00.566
7 -	52.199	***28.627***	***1:20.826*** **(1)**	***88.14***		***10:18:21.392***

Weather / Track : Bright / Dry

Donington Park National
Circuit Length = 1.9790 miles
Start: 10:08 Flag 10:21 End: 10:22

BMCRC - MRO Championships 2018 - Rnd 5 @ Donington Park

DFDS Seaways Yamaha Past Masters

RACE 3 - SECTOR ANALYSIS

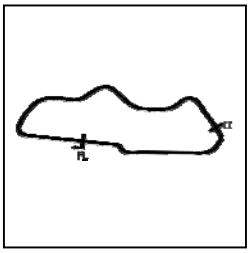

SECTOR 1 = FL to I1, SECTOR 2 = I1 to FL, DIFF = Difference To Personal Best Lap, P = Crossed Finish Line in Pit Lane, D = Time Disallowed

P29 81 Scott GRANT Yamaha - SEAGER engineering/ Motaa Cycle Parts

IDEAL LAP TIME : 1:21.665 BEST LAP TIME : 1:21.749 DIFFERENCE : 0.084

LAP	SECTOR 1	SECTOR 2	LAP TIME	MPH	DIFF	TIME OF DAY
1 -		28.979	1:25.461	83.36	3.712	10:10:12.805
2 -	53.800	29.126	1:22.926	85.91	1.177	10:11:35.731
3 -	53.505	29.259	1:22.764	86.08	1.015	10:12:58.495
4 -	52.775	29.256	1:22.031 **(2)**	86.85	0.282	10:14:20.526
5 -	53.651	29.170	1:22.821	86.02	1.072	10:15:43.347
6 -	***52.724***	29.025	***1:21.749*** **(1)**	***87.15***		***10:17:05.096***
7 -	53.395	***28.941***	1:22.336 **(3)**	86.53	0.587	10:18:27.432

P30 79 Neil MACQUEEN Yamaha -

IDEAL LAP TIME : 1:20.851 BEST LAP TIME : 1:21.084 DIFFERENCE : 0.233

LAP	SECTOR 1	SECTOR 2	LAP TIME	MPH	DIFF	TIME OF DAY
1 -		29.251	1:26.090	82.75	5.006	10:10:13.434
2 -	52.669	***28.450***	1:21.119 **(2)**	87.82	0.035	10:11:34.553
3 -	***52.401***	28.683	***1:21.084*** **(1)**	***87.86***		***10:12:55.637***
4 -	53.087	29.286	1:22.373	86.49	1.289	10:14:18.010
5 -	52.912	28.524	1:21.436 **(3)**	87.48	0.352	10:15:39.446
6 -	52.452	29.118	1:21.570	87.34	0.486	10:17:01.016

P31 2 C Lee HUFF Yamaha -

IDEAL LAP TIME : 1:26.482 BEST LAP TIME : DIFFERENCE :

LAP	SECTOR 1	SECTOR 2	LAP TIME	MPH	DIFF	TIME OF DAY
1 -		***30.558***	1:31.860	77.55		10:10:19.204

Weather / Track : Bright / Dry

Donington Park National
Circuit Length = 1.9790 miles
Start: 10:08 Flag 10:21 End: 10:22

BMCRC - MRO Championships 2018 - Rnd 5 @ Donington Park

DFDS Seaways Yamaha Past Masters

RACE 3 - BEST SECTORS

SECTOR 1				SECTOR 2				IDEAL / BEST COMPARISON					
POS	NO	NAME	TIME	NO	NAME	TIME		POS	NO	NAME	IDEAL	BEST	DIFF
										PERFECT LAP	1:20.082		
1	13	EDMONDSON	**51.728**	19	BRANTON	**28.354**		1	13	EDMONDSON	1:20.298	1:20.622	0.324
2	6	BARBER	**51.770**	79	MACQUEEN	**28.450**		2	6	BARBER	1:20.387	1:20.829	0.442
3	125	MILES	**52.052**	13	EDMONDSON	**28.570**		3	19	BRANTON	1:20.608	1:20.608	0.000
4	19	BRANTON	**52.254**	6	BARBER	**28.617**		4	125	MILES	1:20.679	1:20.826	0.147
5	79	MACQUEEN	**52.401**	125	MILES	**28.627**		5	79	MACQUEEN	1:20.851	1:21.084	0.233
6	81	GRANT	**52.724**	81	GRANT	**28.941**		6	81	GRANT	1:21.665	1:21.749	0.084
7	24	CARSON	**53.149**	24	CARSON	**29.011**		7	24	CARSON	1:22.160	1:22.366	0.206
8	4	HALIL	**53.290**	4	HALIL	**29.050**		8	4	HALIL	1:22.340	1:22.340	0.000
9	41	ABRAHAM	**53.369**	41	ABRAHAM	**29.220**		9	41	ABRAHAM	1:22.589	1:22.816	0.227
10	40	BEACOCK	**53.647**	40	BEACOCK	**29.265**		10	40	BEACOCK	1:22.912	1:22.912	0.000
11	97	GUYETT	**53.683**	97	GUYETT	**29.269**		11	97	GUYETT	1:22.952	1:22.969	0.017
12	7	FISHWICK	**53.884**	101	DAVIES	**29.347**		12	101	DAVIES	1:23.302	1:23.310	0.008
13	101	DAVIES	**53.955**	95	CLARK	**29.499**		13	7	FISHWICK	1:23.456	1:23.456	0.000
14	95	CLARK	**54.234**	7	FISHWICK	**29.572**		14	95	CLARK	1:23.733	1:24.026	0.293
15	45	MOORE	**54.442**	45	MOORE	**29.652**		15	45	MOORE	1:24.094	1:24.127	0.033
16	83	GODBOLD	**54.554**	57	MOOK	**29.669**		16	83	GODBOLD	1:24.355	1:24.574	0.219
17	88	STANLEY	**54.694**	88	STANLEY	**29.755**		17	88	STANLEY	1:24.449	1:24.729	0.280
18	57	MOOK	**54.955**	83	GODBOLD	**29.801**		18	57	MOOK	1:24.624	1:24.849	0.225
19	74	WHITBY	**55.846**	74	WHITBY	**30.415**		19	74	WHITBY	1:26.261	1:26.400	0.139
20	2	HUFF	**55.924**	2	HUFF	**30.558**		20	2	HUFF	1:26.482		
21	5	HOUSE	**56.350**	5	HOUSE	**30.858**		21	5	HOUSE	1:27.208	1:27.339	0.131
22	76	HIGERTY	**56.621**	76	HIGERTY	**31.097**		22	76	HIGERTY	1:27.718	1:27.718	0.000
23	60	GOUGH	**56.855**	60	GOUGH	**31.246**		23	60	GOUGH	1:28.101	1:28.378	0.277
24	66	ZWARTOUW	**57.964**	66	ZWARTOUW	**31.288**		24	66	ZWARTOUW	1:29.252	1:29.752	0.500
25	59	HESMAN	**59.676**	87	BUTTON	**31.956**		25	59	HESMAN	1:31.777	1:31.777	0.000
26	87	BUTTON	**59.884**	59	HESMAN	**32.101**		26	87	BUTTON	1:31.840	1:32.708	0.868
27	100	BOWLER	**1:01.860**	100	BOWLER	**32.948**		27	100	BOWLER	1:34.808	1:35.504	0.696
28	46	MARSHALL	**1:01.880**	69	ELLERAY	**33.175**		28	69	ELLERAY	1:35.088	1:35.576	0.488
29	69	ELLERAY	**1:01.913**	46	MARSHALL	**33.751**		29	46	MARSHALL	1:35.631	1:36.417	0.786
30	67	BAILEY	**1:06.641**	67	BAILEY	**36.530**		30	67	BAILEY	1:43.171	1:44.756	1.585
31	23	PERRIN	**1:12.305**	23	PERRIN	**37.065**		31	23	PERRIN	1:49.370	1:49.617	0.247
32													

Weather / Track : Bright / Dry

Donington Park National
Circuit Length = 1.9790 miles
Start: 10:08 Flag 10:21 End: 10:22

Results can be found at www.tsl-timing.com

Printed - 10:23 Sunday, 17 June 2018

BMCRC - MRO Championships 2018 - Rnd 5 @ Donington Park

DFDS Seaways Yamaha Past Masters

RACE 14 - GRID (10 Laps)

ROW 12					34	21	Ben HUNTER	
ROW 11	33	2	Lee HUFF		32	17	David PATERSON	31 70 Andrew BURSCOUGH
ROW 10	30	23	Zak PERRIN	1:49.617	29	67	Mark BAILEY	1:44.756 28 46 Kevin MARSHALL 1:36.417
ROW 9	27	69	Mark ELLERAY	1:35.576	26	100	David BOWLER	1:35.504 25 87 Denise BUTTON 1:32.708
ROW 8	24	59	Neil HESMAN	1:31.777	23	66	Neil ZWARTOUW	1:29.752 22 60 Daniel GOUGH 1:28.378
ROW 7	21	76	Kevin HIGERTY	1:27.718	20	5	Max HOUSE	1:27.339 19 74 Paul WHITBY 1:26.400
ROW 6	18	57	Geoff MOOK	1:24.849	17	88	Michael STANLEY	1:24.729 16 83 Paul GODBOLD 1:24.574
ROW 5	15	45	Peter MOORE	1:24.127	14	95	Simon CLARK	1:24.026 13 7 Pete FISHWICK 1:23.456
ROW 4	12	101	Andrew DAVIES	1:23.310	11	97	Reece GUYETT	1:22.969 10 40 Douglas BEACOCK 1:22.912
ROW 3	9	41	David ABRAHAM	1:22.816	8	24	Scott CARSON	1:22.366 7 4 Denis HALIL 1:22.340
ROW 2	6	81	Scott GRANT	1:21.749	5	79	Neil MACQUEEN	1:21.084 4 6 Matt BARBER 1:20.829
ROW 1	3	125	Ben MILES	1:20.826	2	13	Doug EDMONDSON	1:20.622 1 19 Peter BRANTON 1:20.608

Pole

Donington Park National
Circuit Length = 1.9790 miles

These results are provisional until the conclusion of any judicial and technical matters.

Clerk Of Course :		Timekeeper :

Results can be found at www.tsl-timing.com

Printed - 10:27 Sunday, 17 June 2018

BMCRC - MRO Championships 2018 - Rnd 5 @ Donington Park

DFDS Seaways Yamaha Past Masters

RACE 14 - CLASSIFICATION

POS	NO	CL	PIC	NAME	ENTRY	LAPS	TIME	GAP	DIFF	MPH	BEST	ON
1	**19**		1	Peter BRANTON	Yamaha -	**10**	13:35.212			87.22	**1:20.876**	6
2	**13**		2	Doug EDMONDSON	Yamaha - Anyone want to lend me a bike for the Cla	**10**	13:35.708	**0.496**	0.496	87.17	**1:20.647**	9
3	**79**		3	Neil MACQUEEN	Yamaha -	**10**	13:37.620	**2.408**	1.912	86.97	**1:20.406**	2
4	**125**		4	Ben MILES	Yamaha - Allspeed	**10**	13:44.684	**9.472**	7.064	86.22	**1:21.539**	4
5	**6**		5	Matt BARBER	Yamaha -	**10**	13:45.024	**9.812**	0.340	86.19	**1:21.563**	6
6	**81**		6	Scott GRANT	Yamaha - SEAGER engineering/ Motaa Cycle Parts	**10**	13:45.081	**9.869**	0.057	86.18	**1:21.574**	10
7	**24**	R	1	Scott CARSON	Yamaha - Two wheel technics	**10**	13:55.177	**19.965**	10.096	85.14	**1:22.257**	3
8	**70**	C	1	Andrew BURSCOUGH	Yamaha - Apollo Tuning	**10**	13:58.152	**22.940**	2.975	84.84	**1:22.585**	9
9	**40**	C	2	Douglas BEACOCK	Yamaha -	**10**	13:58.253	**23.041**	0.101	84.83	**1:22.298**	2
10	**101**		7	Andrew DAVIES	Yamaha - GIBSON EXHAUSTS	**10**	13:59.057	**23.845**	0.804	84.74	**1:22.489**	9
11	**7**		8	Pete FISHWICK	Yamaha -	**10**	14:01.447	**26.235**	2.390	84.50	**1:22.417**	10
12	**41**		9	David ABRAHAM	Yamaha - Cambridge Motorcycles	**10**	14:04.768	**29.556**	3.321	84.17	**1:23.298**	9
13	**88**		10	Michael STANLEY	Yamaha -	**10**	14:06.185	**30.973**	1.417	84.03	**1:23.234**	7
14	**4**		11	Denis HALIL	Yamaha - D & A AUTOS	**10**	14:14.061	**38.849**	7.876	83.26	**1:23.225**	2
15	**95**	R	2	Simon CLARK	Yamaha - Towan Motors	**10**	14:16.874	**41.662**	2.813	82.98	**1:24.274**	10
16	**57**	R	3	Geoff MOOK	Yamaha -	**10**	14:17.638	**42.426**	0.764	82.91	**1:23.453**	8
17	**74**		12	Paul WHITBY	Yamaha -	**10**	14:18.050	**42.838**	0.412	82.87	**1:24.300**	10
18	**97**		13	Reece GUYETT	Yamaha - rose mot	**10**	14:20.795	**45.583**	2.745	82.60	**1:21.868**	10
19	**83**	C	3	Paul GODBOLD	Yamaha - Hill farm tree services	**10**	14:21.632	**46.420**	0.837	82.52	**1:24.277**	8
20	**5**		14	Max HOUSE	Yamaha -	**10**	14:36.160	**1:00.948**	14.528	81.16	**1:26.523**	7
21	**2**	C	4	Lee HUFF	Yamaha -	**10**	14:38.294	**1:03.082**	2.134	80.96	**1:25.601**	3
22	**21**		15	Ben HUNTER	Yamaha -	**10**	14:49.825	**1:14.613**	11.531	79.91	**1:26.883**	4
23	**60**	R	4	Daniel GOUGH	Yamaha - G Force Motorcycles	**10**	14:53.920	**1:18.708**	4.095	79.54	**1:27.166**	9
24	**76**	C	5	Kevin HIGERTY	Yamaha - Aitch Racing	**10**	14:53.923	**1:18.711**	0.003	79.54	**1:27.799**	9
25	**17**	C	6	David PATERSON	Yamaha - Lots of overtime	**9**	13:45.120	**1 Lap**	1 Lap	77.54	**1:30.116**	3
26	**87**		16	Denise BUTTON	Yamaha -	**9**	14:06.259	**1 Lap**	21.139	75.60	**1:32.412**	5
27	**59**	C	7	Neil HESMAN	Yamaha - Farkham Hall	**9**	14:19.363	**1 Lap**	13.104	74.45	**1:33.370**	4
28	**100**	R	5	David BOWLER	Yamaha - www.ypmrc.co.uk	**9**	14:23.173	**1 Lap**	3.810	74.12	**1:33.557**	8
29	**69**	C	8	Mark ELLERAY	Yamaha - Abbot Solutions Ltd	**9**	14:32.727	**1 Lap**	9.554	73.31	**1:34.975**	9
30	**67**	R	6	Mark BAILEY	Yamaha - Gforce motorcycles	**8**	13:44.500	**2 Laps**	1 Lap	68.96	**1:41.117**	2
					NOT CLASSIFIED							
DNF	**66**	R		Neil ZWARTOUW	Yamaha - BUILD SCOPE Extensions & Conversions	**8**	12:27.161	**2 Laps**		76.10	**1:30.917**	7
DNF	**23**	C		Zak PERRIN	Yamaha -	**0**						

FASTEST LAP

79		Neil MACQUEEN	Yamaha -	**2**	1:20.406	88.60 mph	142.60 kph
24	R	Scott CARSON	Yamaha - Two wheel technics	**3**	1:22.257	86.61 mph	139.39 kph
40	C	Douglas BEACOCK	Yamaha -	**2**	1:22.298	86.57 mph	139.32 kph

Class - 92.5% of Race Speed = 80.67 mph
Class R - 92.5% of Race Speed = 78.75 mph
Class C - 92.5% of Race Speed = 78.47 mph

Donington Park National
Circuit Length = 1.9790 miles
Start: 14:41 Flag 14:55 End: 14:56

Weather / Track : Bright / Dry
These results are provisional until the conclusion of any judicial and technical matters.

Clerk Of Course :		Timekeeper :

Results can be found at www.tsl-timing.com

Printed - 14:58 Sunday, 17 June 2018

BMCRC - MRO Championships 2018 - Rnd 5 @ Donington Park

DFDS Seaways Yamaha Past Masters

RACE 14 - LAP CHART

LAP 1 @ 14:43:03.926

NO	BEHIND	LAP TIME
19		1:24.523
79	0.619	1:25.142
13	1.869	1:26.392
125	2.169	1:26.692
6	2.327	1:26.850
24	2.625	1:27.148
4	3.327	1:27.850
81	3.332	1:27.855
40	4.414	1:28.937
101	4.676	1:29.199
41	4.799	1:29.322
7	5.062	1:29.585
95	5.743	1:30.266
70	5.937	1:30.460
88	6.489	1:31.012
83	6.764	1:31.287
74	7.881	1:32.404
57	7.958	1:32.481
60	9.941	1:34.464
5	10.511	1:35.034
2	10.741	1:35.264
76	11.155	1:35.678
17	11.840	1:36.363
21	12.070	1:36.593
66	15.710	1:40.233
87	16.567	1:41.090
59	16.729	1:41.252
69	18.818	1:43.341
100	18.833	1:43.356
67	24.173	1:48.696
97	28.736	1:53.259

LAP 2 @ 14:44:24.951

NO	BEHIND	LAP TIME
79		1:20.406
19	0.219	1:21.244
13	1.723	1:20.879
125	3.103	1:21.959
6	3.397	1:22.095
24	3.877	1:22.277
81	4.057	1:21.750
4	5.527	1:23.225
40	5.687	1:22.298
41	7.806	1:24.032
70	8.028	1:23.116
101	8.342	1:24.691
7	8.470	1:24.433
88	9.834	1:24.370
95	10.312	1:25.594
83	11.093	1:25.354
74	12.338	1:25.482
57	13.451	1:26.518
2	15.680	1:25.964
5	16.853	1:27.367
60	17.564	1:28.648
21	18.436	1:27.391
76	18.631	1:28.501
17	21.490	1:30.675
66	28.463	1:33.778
87	29.596	1:34.054
59	29.688	1:33.984
97	31.764	1:24.053
100	32.178	1:34.370
69	34.176	1:36.383
67	44.265	1:41.117

LAP 3 @ 14:45:46.227

NO	BEHIND	LAP TIME
79		1:21.276
19	0.003	1:21.060
13	1.349	1:20.902
125	3.525	1:21.698
6	4.253	1:22.132
24	4.858	1:22.257
81	5.036	1:22.255
40	7.543	1:23.132
4	8.180	1:23.929
70	9.605	1:22.853
41	10.518	1:23.988
101	11.118	1:24.052
7	11.744	1:24.550
88	12.103	1:23.545
95	14.216	1:25.180
83	15.535	1:25.718
74	16.535	1:25.473
57	17.783	1:25.608
2	20.005	1:25.601
5	22.244	1:26.667
21	24.509	1:27.349
60	25.164	1:28.876
76	25.907	1:28.552
17	30.330	1:30.116
97	33.574	1:23.086
87	42.295	1:33.975
59	42.599	1:34.187
66	42.723	1:35.536
100	47.471	1:36.569
69	49.412	1:36.512
67	1:04.253	1:41.264

LAP 4 @ 14:47:07.239

NO	BEHIND	LAP TIME
19		1:21.009
79	0.235	1:21.247
13	1.174	1:20.837
125	4.052	1:21.539
6	5.525	1:22.284
81	5.621	1:21.597
24	6.556	1:22.710
40	8.884	1:22.353
4	10.599	1:23.431
70	11.442	1:22.849
41	13.270	1:23.764
101	13.415	1:23.309
7	13.958	1:23.226
88	14.678	1:23.587
95	19.188	1:25.984
83	20.398	1:25.875
74	20.773	1:25.250
57	21.681	1:24.910
2	25.113	1:26.120
5	28.029	1:26.797
21	30.380	1:26.883
60	32.957	1:28.805
76	33.340	1:28.445
97	35.270	1:22.708
17	40.563	1:31.245
87	53.763	1:32.480
66	53.874	1:32.163
59	54.957	1:33.370
100	1:03.254	1:36.795
69	1:04.548	1:36.148

LAP 5 @ 14:48:28.300

NO	BEHIND	LAP TIME
79		1:20.826
19	0.729	1:21.790
13	1.182	1:21.069
125	5.184	1:22.193
67	1 Lap	1:43.774
81	6.540	1:21.980
6	7.025	1:22.561
24	8.740	1:23.245
40	10.895	1:23.072
70	13.037	1:22.656
4	13.777	1:24.239
101	15.893	1:23.539
7	16.444	1:23.547
41	16.876	1:24.667
88	17.397	1:23.780
95	23.826	1:25.699
83	25.034	1:25.697
74	25.253	1:25.541
57	25.454	1:24.834
2	30.828	1:26.776
5	34.071	1:27.103
21	37.111	1:27.792
97	37.149	1:22.940
60	41.534	1:29.638
76	41.739	1:29.460
17	50.933	1:31.431
66	1:04.213	1:31.400
87	1:05.114	1:32.412
59	1:08.515	1:34.619
100	1:17.555	1:35.362
69	1:19.722	1:36.235

LAP 6 @ 14:49:48.766

NO	BEHIND	LAP TIME
79		1:20.466
19	1.139	1:20.876
13	1.536	1:20.820
125	6.654	1:21.936
81	7.695	1:21.621
6	8.122	1:21.563
24	11.661	1:23.387
40	14.042	1:23.613
70	16.434	1:23.863
4	18.416	1:25.105
101	18.711	1:23.284
7	19.636	1:23.658
41	20.593	1:24.183
88	20.823	1:23.892
67	1 Lap	1:42.824
95	28.478	1:25.118
74	30.004	1:25.217
57	30.070	1:25.082
83	30.453	1:25.885
2	38.115	1:27.753
97	39.266	1:22.583
5	40.373	1:26.768
21	44.988	1:28.343
76	49.978	1:28.705
60	50.588	1:29.520
17	1:01.869	1:31.402
66	1:15.704	1:31.957
87	1:17.266	1:32.618

LAP 7 @ 14:51:10.796

NO	BEHIND	LAP TIME
79		1:22.030
19	0.209	1:21.100
59	1 Lap	1:34.427
13	1.226	1:21.720
125	6.597	1:21.973
6	8.300	1:22.208
81	8.747	1:23.082
100	1 Lap	1:34.713
24	13.572	1:23.941
69	1 Lap	1:36.922
40	15.971	1:23.959
70	17.723	1:23.319
101	19.331	1:22.650
4	20.395	1:24.009
7	21.175	1:23.569
41	21.943	1:23.380
88	22.027	1:23.234
95	31.832	1:25.384
74	33.352	1:25.378
57	33.559	1:25.519
83	33.988	1:25.565
97	40.879	1:23.643
2	43.891	1:27.806
5	44.866	1:26.523
67	1 Lap	1:41.825
21	51.590	1:28.632
76	56.177	1:28.229
60	57.130	1:28.572
17	1:11.569	1:31.730

LAP 8 @ 14:52:32.342

NO	BEHIND	LAP TIME
19		1:21.337
79	0.243	1:21.789
13	1.000	1:21.320
66	1 Lap	1:30.917
87	1 Lap	1:32.481
125	7.237	1:22.186
6	8.390	1:21.636
81	8.791	1:21.590
59	1 Lap	1:34.968
24	16.059	1:24.033
40	18.268	1:23.843
70	19.578	1:23.401
101	20.584	1:22.799
100	1 Lap	1:34.243
4	22.658	1:23.809
7	23.522	1:23.893
41	24.588	1:24.191
88	24.933	1:24.452
69	1 Lap	1:36.569
95	35.356	1:25.070
57	35.466	1:23.453
74	36.255	1:24.449
83	36.719	1:24.277
97	42.987	1:23.654
5	49.935	1:26.615
2	50.376	1:28.031
21	59.703	1:29.659
76	1:03.641	1:29.010
60	1:04.769	1:29.185
67	1 Lap	1:41.955

LAP 9 @ 14:53:53.439

NO	BEHIND	LAP TIME
19		1:21.097
17	1 Lap	1:31.077
13	0.550	1:20.647
79	0.802	1:21.656
6	8.907	1:21.614
125	9.085	1:22.945
81	9.471	1:21.777
66	1 Lap	1:31.177
24	18.221	1:23.259
87	1 Lap	1:33.245
40	20.714	1:23.543
70	21.066	1:22.585
101	21.976	1:22.489
7	24.994	1:22.569
4	26.541	1:24.980
41	26.789	1:23.298
88	27.500	1:23.664
59	1 Lap	1:36.786
100	1 Lap	1:33.557
95	38.564	1:24.305
57	38.887	1:24.518
74	39.714	1:24.556
83	41.445	1:25.823
69	1 Lap	1:35.642
97	44.891	1:23.001
5	55.450	1:26.612
2	56.860	1:27.581
21	1:06.999	1:28.393
76	1:10.343	1:27.799
60	1:10.838	1:27.166

LAP 10 @ 14:55:14.615

NO	BEHIND	LAP TIME
19		1:21.176
13	0.496	1:21.122
79	2.408	1:22.782
67	2 Laps	1:43.045
125	9.472	1:21.563
6	9.812	1:22.081
81	9.869	1:21.574
17	1 Lap	1:31.081
24	19.965	1:22.920
70	22.940	1:23.050
40	23.041	1:23.503
101	23.845	1:23.045
7	26.235	1:22.417
41	29.556	1:23.943
88	30.973	1:24.649
87	1 Lap	1:33.904
4	38.849	1:33.484
95	41.662	1:24.274
57	42.426	1:24.715
74	42.838	1:24.300

Donington Park National
Circuit Length = 1.9790 miles
Start: 14:41 Flag 14:55 End: 14:56

Weather / Track : Bright / Dry

BMCRC - MRO Championships 2018 - Rnd 5 @ Donington Park

DFDS Seaways Yamaha Past Masters

RACE 14 - LAP CHART

59	1 Lap	1:35.770
97	45.583	1:21.868
83	46.420	1:26.151
100	1 Lap	1:34.208
69	1 Lap	1:34.975
5	1:00.948	1:26.674
2	1:03.082	1:27.398
21	1:14.613	1:28.790
60	1:18.708	1:29.046
76	1:18.711	1:29.544

Donington Park National
Circuit Length = 1.9790 miles
Start: 14:41 Flag 14:55 End: 14:56

Weather / Track : Bright / Dry

BMCRC - MRO Championships 2018 - Rnd 5 @ Donington Park

DFDS Seaways Yamaha Past Masters

RACE 14 - SECTOR ANALYSIS

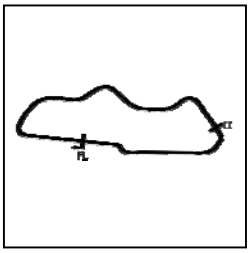

SECTOR 1 = FL to I1, SECTOR 2 = I1 to FL, DIFF = Difference To Personal Best Lap, P = Crossed Finish Line in Pit Lane, D = Time Disallowed

P1 19 Peter BRANTON Yamaha -

IDEAL LAP TIME : 1:20.808 BEST LAP TIME : 1:20.876 DIFFERENCE : 0.068

LAP	SECTOR 1	SECTOR 2	LAP TIME	MPH	DIFF	TIME OF DAY
1 -		28.577	1:24.523	84.29	3.647	14:43:03.926
2 -	52.786	28.458	1:21.244	87.69	0.368	14:44:25.170
3 -	52.569	28.491	1:21.060 (3)	87.89	0.184	14:45:46.230
4 -	52.573	28.436	1:21.009 (2)	87.94	0.133	14:47:07.239
5 -	53.126	28.664	1:21.790	87.10	0.914	14:48:29.029
6 -	***52.439***	28.437	***1:20.876 (1)***	***88.09***		***14:49:49.905***
7 -	52.624	28.476	1:21.100	87.85	0.224	14:51:11.005
8 -	52.541	28.796	1:21.337	87.59	0.461	14:52:32.342
9 -	52.661	28.436	1:21.097	87.85	0.221	14:53:53.439
10 -	52.807	***28.369***	1:21.176	87.76	0.300	14:55:14.615

P2 13 Doug EDMONDSON Yamaha - Anyone want to lend me a bike for the Classic TT 201

IDEAL LAP TIME : 1:20.608 BEST LAP TIME : 1:20.647 DIFFERENCE : 0.039

LAP	SECTOR 1	SECTOR 2	LAP TIME	MPH	DIFF	TIME OF DAY
1 -		28.948	1:26.392	82.46	5.745	14:43:05.795
2 -	52.191	28.688	1:20.879	88.09	0.232	14:44:26.674
3 -	52.273	28.629	1:20.902	88.06	0.255	14:45:47.576
4 -	52.325	28.512	1:20.837 (3)	88.13	0.190	14:47:08.413
5 -	52.345	28.724	1:21.069	87.88	0.422	14:48:29.482
6 -	52.377	***28.443***	1:20.820 (2)	88.15	0.173	14:49:50.302
7 -	52.877	28.843	1:21.720	87.18	1.073	14:51:12.022
8 -	52.515	28.805	1:21.320	87.61	0.673	14:52:33.342
9 -	***52.165***	28.482	***1:20.647 (1)***	***88.34***		***14:53:53.989***
10 -	52.496	28.626	1:21.122	87.82	0.475	14:55:15.111

P3 79 Neil MACQUEEN Yamaha -

IDEAL LAP TIME : 1:20.044 BEST LAP TIME : 1:20.406 DIFFERENCE : 0.362

LAP	SECTOR 1	SECTOR 2	LAP TIME	MPH	DIFF	TIME OF DAY
1 -		28.345	1:25.142	83.67	4.736	14:43:04.545
2 -	52.431	***27.975***	***1:20.406 (1)***	***88.60***		***14:44:24.951***
3 -	52.972	28.304	1:21.276	87.65	0.870	14:45:46.227
4 -	52.148	29.099	1:21.247	87.69	0.841	14:47:07.474
5 -	52.603	28.223	1:20.826 (3)	88.14	0.420	14:48:28.300
6 -	***52.069***	28.397	1:20.466 (2)	88.54	0.060	14:49:48.766
7 -	52.316	29.714	1:22.030	86.85	1.624	14:51:10.796
8 -	53.209	28.580	1:21.789	87.11	1.383	14:52:32.585
9 -	52.543	29.113	1:21.656	87.25	1.250	14:53:54.241
10 -	53.301	29.481	1:22.782	86.06	2.376	14:55:17.023

P4 125 Ben MILES Yamaha - Allspeed

IDEAL LAP TIME : 1:21.064 BEST LAP TIME : 1:21.539 DIFFERENCE : 0.475

LAP	SECTOR 1	SECTOR 2	LAP TIME	MPH	DIFF	TIME OF DAY
1 -		29.483	1:26.692	82.18	5.153	14:43:06.095
2 -	53.104	28.855	1:21.959	86.92	0.420	14:44:28.054
3 -	52.662	29.036	1:21.698 (3)	87.20	0.159	14:45:49.752
4 -	52.467	29.072	***1:21.539 (1)***	***87.37***		***14:47:11.291***
5 -	52.790	29.403	1:22.193	86.68	0.654	14:48:33.484
6 -	53.007	28.929	1:21.936	86.95	0.397	14:49:55.420
7 -	52.882	29.091	1:21.973	86.91	0.434	14:51:17.393
8 -	53.391	***28.795***	1:22.186	86.68	0.647	14:52:39.579
9 -	53.948	28.997	1:22.945	85.89	1.406	14:54:02.524
10 -	***52.269***	29.294	1:21.563 (2)	87.35	0.024	14:55:24.087

P5 6 Matt BARBER Yamaha -

IDEAL LAP TIME : 1:21.123 BEST LAP TIME : 1:21.563 DIFFERENCE : 0.440

LAP	SECTOR 1	SECTOR 2	LAP TIME	MPH	DIFF	TIME OF DAY

Weather / Track : Bright / Dry

Donington Park National
Circuit Length = 1.9790 miles
Start: 14:41 Flag 14:55 End: 14:56

BMCRC - MRO Championships 2018 - Rnd 5 @ Donington Park

DFDS Seaways Yamaha Past Masters

RACE 14 - SECTOR ANALYSIS

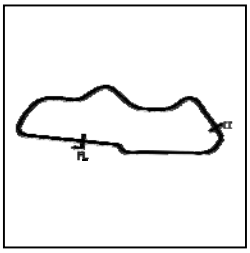

SECTOR 1 = FL to I1, SECTOR 2 = I1 to FL, DIFF = Difference To Personal Best Lap, P = Crossed Finish Line in Pit Lane, D = Time Disallowed

1 -		29.790	1:26.850		82.03	5.287	14:43:06.253
2 -	52.673	29.422	1:22.095		86.78	0.532	14:44:28.348
3 -	53.367	28.765	1:22.132		86.74	0.569	14:45:50.480
4 -	53.150	29.134	1:22.284		86.58	0.721	14:47:12.764
5 -	53.588	28.973	1:22.561		86.29	0.998	14:48:35.325
6 -	52.694	28.869	***1:21.563***	**(1)**	***87.35***		***14:49:56.888***
7 -	53.144	29.064	1:22.208		86.66	0.645	14:51:19.096
8 -	53.068	***28.568***	1:21.636	**(3)**	87.27	0.073	14:52:40.732
9 -	52.781	28.833	1:21.614	**(2)**	87.29	0.051	14:54:02.346
10 -	***52.555***	29.526	1:22.081		86.80	0.518	14:55:24.427

P6 81 Scott GRANT Yamaha - SEAGER engineering/ Motaa Cycle Parts

IDEAL LAP TIME : 1:20.872 BEST LAP TIME : 1:21.574 DIFFERENCE : 0.702

LAP	SECTOR 1	SECTOR 2	LAP TIME		MPH	DIFF	TIME OF DAY
1 -		29.856	1:27.855		81.09	6.281	14:43:07.258
2 -	52.767	28.983	1:21.750		87.15	0.176	14:44:29.008
3 -	53.263	28.992	1:22.255		86.61	0.681	14:45:51.263
4 -	52.743	28.854	1:21.597	**(3)**	87.31	0.023	14:47:12.860
5 -	52.963	29.017	1:21.980		86.90	0.406	14:48:34.840
6 -	52.696	28.925	1:21.621		87.28	0.047	14:49:56.461
7 -	53.906	29.176	1:23.082		85.75	1.508	14:51:19.543
8 -	52.881	***28.709***	1:21.590	**(2)**	87.32	0.016	14:52:41.133
9 -	52.652	29.125	1:21.777		87.12	0.203	14:54:02.910
10 -	***52.163***	29.411	***1:21.574***	**(1)**	***87.33***		***14:55:24.484***

P7 24 R Scott CARSON Yamaha - Two wheel technics

IDEAL LAP TIME : 1:22.257 BEST LAP TIME : 1:22.257 DIFFERENCE : 0.000

LAP	SECTOR 1	SECTOR 2	LAP TIME		MPH	DIFF	TIME OF DAY
1 -		29.319	1:27.148		81.75	4.891	14:43:06.551
2 -	53.343	28.934	1:22.277	**(2)**	86.59	0.020	14:44:28.828
3 -	***53.329***	***28.928***	***1:22.257***	**(1)**	***86.61***		***14:45:51.085***
4 -	53.437	29.273	1:22.710	**(3)**	86.14	0.453	14:47:13.795
5 -	53.893	29.352	1:23.245		85.58	0.988	14:48:37.040
6 -	54.204	29.183	1:23.387		85.44	1.130	14:50:00.427
7 -	54.011	29.930	1:23.941		84.87	1.684	14:51:24.368
8 -	54.615	29.418	1:24.033		84.78	1.776	14:52:48.401
9 -	53.880	29.379	1:23.259		85.57	1.002	14:54:11.660
10 -	53.497	29.423	1:22.920		85.92	0.663	14:55:34.580

P8 70 C Andrew BURSCOUGH Yamaha - Apollo Tuning

IDEAL LAP TIME : 1:22.501 BEST LAP TIME : 1:22.585 DIFFERENCE : 0.084

LAP	SECTOR 1	SECTOR 2	LAP TIME		MPH	DIFF	TIME OF DAY
1 -		28.990	1:30.460		78.75	7.875	14:43:09.863
2 -	53.996	29.120	1:23.116		85.71	0.531	14:44:32.979
3 -	54.114	28.739	1:22.853		85.99	0.268	14:45:55.832
4 -	***53.798***	29.051	1:22.849	**(3)**	85.99	0.264	14:47:18.681
5 -	53.931	28.725	1:22.656	**(2)**	86.19	0.071	14:48:41.337
6 -	54.932	28.931	1:23.863		84.95	1.278	14:50:05.200
7 -	54.113	29.206	1:23.319		85.51	0.734	14:51:28.519
8 -	53.912	29.489	1:23.401		85.42	0.816	14:52:51.920
9 -	53.882	***28.703***	***1:22.585***	**(1)**	***86.27***		***14:54:14.505***
10 -	54.156	28.894	1:23.050		85.78	0.465	14:55:37.555

P9 40 C Douglas BEACOCK Yamaha -

IDEAL LAP TIME : 1:22.188 BEST LAP TIME : 1:22.298 DIFFERENCE : 0.110

LAP	SECTOR 1	SECTOR 2	LAP TIME		MPH	DIFF	TIME OF DAY
1 -		29.776	1:28.937		80.10	6.639	14:43:08.340
2 -	***53.241***	29.057	***1:22.298***	**(1)**	***86.57***		***14:44:30.638***
3 -	54.185	***28.947***	1:23.132		85.70	0.834	14:45:53.770
4 -	53.338	29.015	1:22.353	**(2)**	86.51	0.055	14:47:16.123

Weather / Track : Bright / Dry

Donington Park National
Circuit Length = 1.9790 miles
Start: 14:41 Flag 14:55 End: 14:56

BMCRC - MRO Championships 2018 - Rnd 5 @ Donington Park

DFDS Seaways Yamaha Past Masters

RACE 14 - SECTOR ANALYSIS

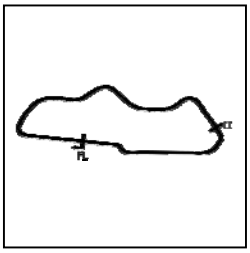

SECTOR 1 = FL to I1, SECTOR 2 = I1 to FL, DIFF = Difference To Personal Best Lap, P = Crossed Finish Line in Pit Lane, D = Time Disallowed

5 -	53.732	29.340	1:23.072	(3)	85.76	0.774	14:48:39.195
6 -	54.421	29.192	1:23.613		85.20	1.315	14:50:02.808
7 -	54.381	29.578	1:23.959		84.85	1.661	14:51:26.767
8 -	54.402	29.441	1:23.843		84.97	1.545	14:52:50.610
9 -	54.336	29.207	1:23.543		85.28	1.245	14:54:14.153
10 -	54.228	29.275	1:23.503		85.32	1.205	14:55:37.656

P10 101 Andrew DAVIES

Yamaha - GIBSON EXHAUSTS

IDEAL LAP TIME : 1:22.170 BEST LAP TIME : 1:22.489 DIFFERENCE : 0.319

LAP	SECTOR 1	SECTOR 2	LAP TIME		MPH	DIFF	TIME OF DAY
1 -		30.597	1:29.199		79.87	6.710	14:43:08.602
2 -	54.572	30.119	1:24.691		84.12	2.202	14:44:33.293
3 -	54.561	29.491	1:24.052		84.76	1.563	14:45:57.345
4 -	53.762	29.547	1:23.309		85.52	0.820	14:47:20.654
5 -	54.187	29.352	1:23.539		85.28	1.050	14:48:44.193
6 -	54.370	28.914	1:23.284		85.54	0.795	14:50:07.477
7 -	***53.420***	29.230	1:22.650	(2)	86.20	0.161	14:51:30.127
8 -	53.998	28.801	1:22.799	(3)	86.04	0.310	14:52:52.926
9 -	53.739	***28.750***	***1:22.489***	(1)	***86.37***		***14:54:15.415***
10 -	54.028	29.017	1:23.045		85.79	0.556	14:55:38.460

P11 7 Pete FISHWICK

Yamaha -

IDEAL LAP TIME : 1:22.136 BEST LAP TIME : 1:22.417 DIFFERENCE : 0.281

LAP	SECTOR 1	SECTOR 2	LAP TIME		MPH	DIFF	TIME OF DAY
1 -		29.629	1:29.585		79.52	7.168	14:43:08.988
2 -	54.464	29.969	1:24.433		84.38	2.016	14:44:33.421
3 -	54.293	30.257	1:24.550		84.26	2.133	14:45:57.971
4 -	53.480	29.746	1:23.226	(3)	85.60	0.809	14:47:21.197
5 -	54.065	29.482	1:23.547		85.27	1.130	14:48:44.744
6 -	54.159	29.499	1:23.658		85.16	1.241	14:50:08.402
7 -	53.585	29.984	1:23.569		85.25	1.152	14:51:31.971
8 -	54.265	29.628	1:23.893		84.92	1.476	14:52:55.864
9 -	***53.156***	29.413	1:22.569	(2)	86.28	0.152	14:54:18.433
10 -	53.437	***28.980***	***1:22.417***	(1)	***86.44***		***14:55:40.850***

P12 41 David ABRAHAM

Yamaha - Cambridge Motorcycles

IDEAL LAP TIME : 1:23.089 BEST LAP TIME : 1:23.298 DIFFERENCE : 0.209

LAP	SECTOR 1	SECTOR 2	LAP TIME		MPH	DIFF	TIME OF DAY
1 -		29.695	1:29.322		79.76	6.024	14:43:08.725
2 -	54.237	29.795	1:24.032		84.78	0.734	14:44:32.757
3 -	54.791	***29.197***	1:23.988		84.82	0.690	14:45:56.745
4 -	54.186	29.578	1:23.764	(3)	85.05	0.466	14:47:20.509
5 -	55.015	29.652	1:24.667		84.14	1.369	14:48:45.176
6 -	54.808	29.375	1:24.183		84.63	0.885	14:50:09.359
7 -	54.027	29.353	1:23.380	(2)	85.44	0.082	14:51:32.739
8 -	54.566	29.625	1:24.191		84.62	0.893	14:52:56.930
9 -	53.998	29.300	***1:23.298***	(1)	***85.53***		***14:54:20.228***
10 -	***53.892***	30.051	1:23.943		84.87	0.645	14:55:44.171

P13 88 Michael STANLEY

Yamaha -

IDEAL LAP TIME : 1:23.132 BEST LAP TIME : 1:23.234 DIFFERENCE : 0.102

LAP	SECTOR 1	SECTOR 2	LAP TIME		MPH	DIFF	TIME OF DAY
1 -		30.248	1:31.012		78.28	7.778	14:43:10.415
2 -	54.922	29.448	1:24.370		84.44	1.136	14:44:34.785
3 -	54.025	29.520	1:23.545	(2)	85.27	0.311	14:45:58.330
4 -	***53.924***	29.663	1:23.587	(3)	85.23	0.353	14:47:21.917
5 -	54.138	29.642	1:23.780		85.03	0.546	14:48:45.697
6 -	54.528	29.364	1:23.892		84.92	0.658	14:50:09.589
7 -	54.026	***29.208***	***1:23.234***	(1)	***85.59***		***14:51:32.823***
8 -	54.027	30.425	1:24.452		84.36	1.218	14:52:57.275

Weather / Track : Bright / Dry

Donington Park National
Circuit Length = 1.9790 miles
Start: 14:41 Flag 14:55 End: 14:56

BMCRC - MRO Championships 2018 - Rnd 5 @ Donington Park

DFDS Seaways Yamaha Past Masters

RACE 14 - SECTOR ANALYSIS

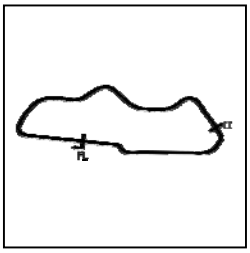

SECTOR 1 = FL to I1, SECTOR 2 = I1 to FL, DIFF = Difference To Personal Best Lap, P = Crossed Finish Line in Pit Lane, D = Time Disallowed

9 -	54.438	29.226	1:23.664	85.15	0.430	14:54:20.939
10 -	53.993	30.656	1:24.649	84.16	1.415	14:55:45.588

P14 4 Denis HALIL Yamaha - D & A AUTOS

IDEAL LAP TIME : 1:22.948 BEST LAP TIME : 1:23.225 DIFFERENCE : 0.277

LAP	SECTOR 1	SECTOR 2	LAP TIME	MPH	DIFF	TIME OF DAY
1 -		***29.034***	1:27.850	81.09	4.625	14:43:07.253
2 -	***53.914***	29.311	***1:23.225*** **(1)**	***85.60***		***14:44:30.478***
3 -	54.751	29.178	1:23.929	84.88	0.704	14:45:54.407
4 -	54.079	29.352	1:23.431 **(2)**	85.39	0.206	14:47:17.838
5 -	54.468	29.771	1:24.239	84.57	1.014	14:48:42.077
6 -	55.587	29.518	1:25.105	83.71	1.880	14:50:07.182
7 -	54.594	29.415	1:24.009	84.80	0.784	14:51:31.191
8 -	54.512	29.297	1:23.809 **(3)**	85.01	0.584	14:52:55.000
9 -	54.800	30.180	1:24.980	83.83	1.755	14:54:19.980
10 -	54.339	39.145	1:33.484	76.21	10.259	14:55:53.464

P15 95 R Simon CLARK Yamaha - Towan Motors

IDEAL LAP TIME : 1:24.184 BEST LAP TIME : 1:24.274 DIFFERENCE : 0.090

LAP	SECTOR 1	SECTOR 2	LAP TIME	MPH	DIFF	TIME OF DAY
1 -		29.875	1:30.266	78.92	5.992	14:43:09.669
2 -	55.863	29.731	1:25.594	83.23	1.320	14:44:35.263
3 -	55.092	30.088	1:25.180	83.64	0.906	14:46:00.443
4 -	56.025	29.959	1:25.984	82.86	1.710	14:47:26.427
5 -	55.454	30.245	1:25.699	83.13	1.425	14:48:52.126
6 -	55.323	29.795	1:25.118	83.70	0.844	14:50:17.244
7 -	55.292	30.092	1:25.384	83.44	1.110	14:51:42.628
8 -	55.126	29.944	1:25.070 **(3)**	83.75	0.796	14:53:07.698
9 -	54.706	***29.599***	1:24.305 **(2)**	84.51	0.031	14:54:32.003
10 -	***54.585***	29.689	***1:24.274*** **(1)**	***84.54***		***14:55:56.277***

P16 57 R Geoff MOOK Yamaha -

IDEAL LAP TIME : 1:23.453 BEST LAP TIME : 1:23.453 DIFFERENCE : 0.000

LAP	SECTOR 1	SECTOR 2	LAP TIME	MPH	DIFF	TIME OF DAY
1 -		31.438	1:32.481	77.03	9.028	14:43:11.884
2 -	56.282	30.236	1:26.518	82.34	3.065	14:44:38.402
3 -	55.836	29.772	1:25.608	83.22	2.155	14:46:04.010
4 -	55.023	29.887	1:24.910	83.90	1.457	14:47:28.920
5 -	54.822	30.012	1:24.834	83.98	1.381	14:48:53.754
6 -	55.039	30.043	1:25.082	83.73	1.629	14:50:18.836
7 -	55.048	30.471	1:25.519	83.31	2.066	14:51:44.355
8 -	***53.895***	***29.558***	***1:23.453*** **(1)**	***85.37***		***14:53:07.808***
9 -	54.758	29.760	1:24.518 **(2)**	84.29	1.065	14:54:32.326
10 -	54.409	30.306	1:24.715 **(3)**	84.10	1.262	14:55:57.041

P17 74 Paul WHITBY Yamaha -

IDEAL LAP TIME : 1:24.084 BEST LAP TIME : 1:24.300 DIFFERENCE : 0.216

LAP	SECTOR 1	SECTOR 2	LAP TIME	MPH	DIFF	TIME OF DAY
1 -		30.644	1:32.404	77.10	8.104	14:43:11.807
2 -	55.518	29.964	1:25.482	83.34	1.182	14:44:37.289
3 -	55.229	30.244	1:25.473	83.35	1.173	14:46:02.762
4 -	55.449	29.801	1:25.250	83.57	0.950	14:47:28.012
5 -	54.817	30.724	1:25.541	83.28	1.241	14:48:53.553
6 -	54.927	30.290	1:25.217	83.60	0.917	14:50:18.770
7 -	55.460	29.918	1:25.378	83.44	1.078	14:51:44.148
8 -	54.715	***29.734***	1:24.449 **(2)**	84.36	0.149	14:53:08.597
9 -	54.741	29.815	1:24.556 **(3)**	84.25	0.256	14:54:33.153
10 -	***54.350***	29.950	***1:24.300*** **(1)**	***84.51***		***14:55:57.453***

Weather / Track : Bright / Dry

Donington Park National
Circuit Length = 1.9790 miles
Start: 14:41 Flag 14:55 End: 14:56

BMCRC - MRO Championships 2018 - Rnd 5 @ Donington Park

DFDS Seaways Yamaha Past Masters

RACE 14 - SECTOR ANALYSIS

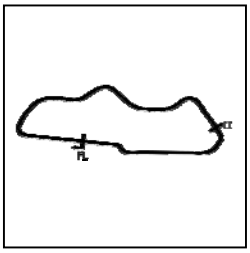

SECTOR 1 = FL to I1, SECTOR 2 = I1 to FL, DIFF = Difference To Personal Best Lap, P = Crossed Finish Line in Pit Lane, D = Time Disallowed

P18 97 Reece GUYETT Yamaha - rose mot

IDEAL LAP TIME : 1:21.868 BEST LAP TIME : 1:21.868 DIFFERENCE : 0.000

LAP	SECTOR 1	SECTOR 2	LAP TIME	MPH	DIFF	TIME OF DAY
1 -		29.457	1:53.259	62.90	31.391	14:43:32.662
2 -	54.713	29.340	1:24.053	84.76	2.185	14:44:56.715
3 -	53.900	29.186	1:23.086	85.75	1.218	14:46:19.801
4 -	53.523	29.185	1:22.708 (3)	86.14	0.840	14:47:42.509
5 -	53.877	29.063	1:22.940	85.90	1.072	14:49:05.449
6 -	53.674	28.909	1:22.583 (2)	86.27	0.715	14:50:28.032
7 -	54.351	29.292	1:23.643	85.17	1.775	14:51:51.675
8 -	54.132	29.522	1:23.654	85.16	1.786	14:53:15.329
9 -	53.759	29.242	1:23.001	85.83	1.133	14:54:38.330
10 -	***53.137***	***28.731***	***1:21.868 (1)***	***87.02***		***14:56:00.198***

P19 83 C Paul GODBOLD Yamaha - Hill farm tree services

IDEAL LAP TIME : 1:24.277 BEST LAP TIME : 1:24.277 DIFFERENCE : 0.000

LAP	SECTOR 1	SECTOR 2	LAP TIME	MPH	DIFF	TIME OF DAY
1 -		30.485	1:31.287	78.04	7.010	14:43:10.690
2 -	55.439	29.915	1:25.354 (2)	83.47	1.077	14:44:36.044
3 -	55.545	30.173	1:25.718	83.11	1.441	14:46:01.762
4 -	55.654	30.221	1:25.875	82.96	1.598	14:47:27.637
5 -	55.530	30.167	1:25.697	83.13	1.420	14:48:53.334
6 -	55.848	30.037	1:25.885	82.95	1.608	14:50:19.219
7 -	55.284	30.281	1:25.565 (3)	83.26	1.288	14:51:44.784
8 -	***54.582***	***29.695***	***1:24.277 (1)***	***84.53***		***14:53:09.061***
9 -	55.002	30.821	1:25.823	83.01	1.546	14:54:34.884
10 -	55.776	30.375	1:26.151	82.69	1.874	14:56:01.035

P20 5 Max HOUSE Yamaha -

IDEAL LAP TIME : 1:26.255 BEST LAP TIME : 1:26.523 DIFFERENCE : 0.268

LAP	SECTOR 1	SECTOR 2	LAP TIME	MPH	DIFF	TIME OF DAY
1 -		30.852	1:35.034	74.96	8.511	14:43:14.437
2 -	56.713	30.654	1:27.367	81.54	0.844	14:44:41.804
3 -	55.833	30.834	1:26.667	82.20	0.144	14:46:08.471
4 -	56.133	30.664	1:26.797	82.08	0.274	14:47:35.268
5 -	55.993	31.110	1:27.103	81.79	0.580	14:49:02.371
6 -	56.199	***30.569***	1:26.768	82.11	0.245	14:50:29.139
7 -	***55.686***	30.837	***1:26.523 (1)***	***82.34***		***14:51:55.662***
8 -	55.922	30.693	1:26.615 (3)	82.25	0.092	14:53:22.277
9 -	55.921	30.691	1:26.612 (2)	82.25	0.089	14:54:48.889
10 -	55.859	30.815	1:26.674	82.20	0.151	14:56:15.563

P21 2 C Lee HUFF Yamaha -

IDEAL LAP TIME : 1:25.536 BEST LAP TIME : 1:25.601 DIFFERENCE : 0.065

LAP	SECTOR 1	SECTOR 2	LAP TIME	MPH	DIFF	TIME OF DAY
1 -		30.568	1:35.264	74.78	9.663	14:43:14.667
2 -	56.025	***29.939***	1:25.964 (2)	82.87	0.363	14:44:40.631
3 -	***55.597***	30.004	***1:25.601 (1)***	***83.23***		***14:46:06.232***
4 -	55.918	30.202	1:26.120 (3)	82.72	0.519	14:47:32.352
5 -	56.349	30.427	1:26.776	82.10	1.175	14:48:59.128
6 -	57.099	30.654	1:27.753	81.18	2.152	14:50:26.881
7 -	56.669	31.137	1:27.806	81.14	2.205	14:51:54.687
8 -	56.596	31.435	1:28.031	80.93	2.430	14:53:22.718
9 -	56.702	30.879	1:27.581	81.34	1.980	14:54:50.299
10 -	56.589	30.809	1:27.398	81.51	1.797	14:56:17.697

P22 21 Ben HUNTER Yamaha -

IDEAL LAP TIME : 1:26.883 BEST LAP TIME : 1:26.883 DIFFERENCE : 0.000

LAP	SECTOR 1	SECTOR 2	LAP TIME	MPH	DIFF	TIME OF DAY

Weather / Track : Bright / Dry

Donington Park National
Circuit Length = 1.9790 miles
Start: 14:41 Flag 14:55 End: 14:56

BMCRC - MRO Championships 2018 - Rnd 5 @ Donington Park

DFDS Seaways Yamaha Past Masters

RACE 14 - SECTOR ANALYSIS

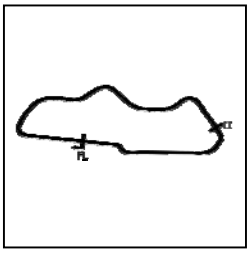

SECTOR 1 = FL to I1, SECTOR 2 = I1 to FL, DIFF = Difference To Personal Best Lap, P = Crossed Finish Line in Pit Lane, D = Time Disallowed

1 -		31.070	1:36.593		73.75	9.710	14:43:15.996
2 -	56.715	30.676	1:27.391	(3)	81.52	0.508	14:44:43.387
3 -	57.034	30.315	1:27.349	(2)	81.56	0.466	14:46:10.736
4 -	***56.643***	***30.240***	***1:26.883***	**(1)**	***82.00***		***14:47:37.619***
5 -	56.897	30.895	1:27.792		81.15	0.909	14:49:05.411
6 -	57.439	30.904	1:28.343		80.64	1.460	14:50:33.754
7 -	57.474	31.158	1:28.632		80.38	1.749	14:52:02.386
8 -	58.725	30.934	1:29.659		79.46	2.776	14:53:32.045
9 -	57.759	30.634	1:28.393		80.60	1.510	14:55:00.438
10 -	57.685	31.105	1:28.790		80.24	1.907	14:56:29.228

P23 60 R Daniel GOUGH Yamaha - G Force Motorcycles

IDEAL LAP TIME : 1:27.166 BEST LAP TIME : 1:27.166 DIFFERENCE : 0.000

LAP	SECTOR 1	SECTOR 2	LAP TIME		MPH	DIFF	TIME OF DAY
1 -		30.567	1:34.464		75.42	7.298	14:43:13.867
2 -	57.859	30.789	1:28.648	(3)	80.37	1.482	14:44:42.515
3 -	57.766	31.110	1:28.876		80.16	1.710	14:46:11.391
4 -	57.757	31.048	1:28.805		80.22	1.639	14:47:40.196
5 -	58.196	31.442	1:29.638		79.48	2.472	14:49:09.834
6 -	58.291	31.229	1:29.520		79.58	2.354	14:50:39.354
7 -	57.799	30.773	1:28.572	(2)	80.43	1.406	14:52:07.926
8 -	57.632	31.553	1:29.185		79.88	2.019	14:53:37.111
9 -	***56.637***	***30.529***	***1:27.166***	**(1)**	***81.73***		***14:55:04.277***
10 -	57.319	31.727	1:29.046		80.01	1.880	14:56:33.323

P24 76 C Kevin HIGERTY Yamaha - Aitch Racing

IDEAL LAP TIME : 1:27.790 BEST LAP TIME : 1:27.799 DIFFERENCE : 0.009

LAP	SECTOR 1	SECTOR 2	LAP TIME		MPH	DIFF	TIME OF DAY
1 -		31.184	1:35.678		74.46	7.879	14:43:15.081
2 -	57.324	31.177	1:28.501		80.50	0.702	14:44:43.582
3 -	57.296	31.256	1:28.552		80.45	0.753	14:46:12.134
4 -	57.420	31.025	1:28.445	(3)	80.55	0.646	14:47:40.579
5 -	58.305	31.155	1:29.460		79.64	1.661	14:49:10.039
6 -	57.685	31.020	1:28.705		80.31	0.906	14:50:38.744
7 -	57.350	***30.879***	1:28.229	(2)	80.75	0.430	14:52:06.973
8 -	57.603	31.407	1:29.010		80.04	1.211	14:53:35.983
9 -	***56.911***	30.888	***1:27.799***	**(1)**	***81.14***		***14:55:03.782***
10 -	57.363	32.181	1:29.544		79.56	1.745	14:56:33.326

P25 17 C David PATERSON Yamaha - Lots of overtime

IDEAL LAP TIME : 1:29.376 BEST LAP TIME : 1:30.116 DIFFERENCE : 0.740

LAP	SECTOR 1	SECTOR 2	LAP TIME		MPH	DIFF	TIME OF DAY
1 -		***31.420***	1:36.363		73.93	6.247	14:43:15.766
2 -	***57.956***	32.719	1:30.675	(2)	78.57	0.559	14:44:46.441
3 -	58.656	31.460	***1:30.116***	**(1)**	***79.06***		***14:46:16.557***
4 -	59.411	31.834	1:31.245		78.08	1.129	14:47:47.802
5 -	59.715	31.716	1:31.431		77.92	1.315	14:49:19.233
6 -	59.404	31.998	1:31.402		77.94	1.286	14:50:50.635
7 -	59.330	32.400	1:31.730		77.66	1.614	14:52:22.365
8 -	59.082	31.995	1:31.077	(3)	78.22	0.961	14:53:53.442
9 -	59.076	32.005	1:31.081		78.22	0.965	14:55:24.523

P26 87 Denise BUTTON Yamaha -

IDEAL LAP TIME : 1:32.265 BEST LAP TIME : 1:32.412 DIFFERENCE : 0.147

LAP	SECTOR 1	SECTOR 2	LAP TIME		MPH	DIFF	TIME OF DAY
1 -		33.049	1:41.090		70.47	8.678	14:43:20.493
2 -	1:01.080	32.974	1:34.054		75.75	1.642	14:44:54.547
3 -	1:00.317	33.658	1:33.975		75.81	1.563	14:46:28.522
4 -	1:00.374	***32.106***	1:32.480	(2)	77.03	0.068	14:48:01.002
5 -	***1:00.159***	32.253	***1:32.412***	**(1)**	***77.09***		***14:49:33.414***

Weather / Track : Bright / Dry

Donington Park National
Circuit Length = 1.9790 miles
Start: 14:41 Flag 14:55 End: 14:56

BMCRC - MRO Championships 2018 - Rnd 5 @ Donington Park

DFDS Seaways Yamaha Past Masters

RACE 14 - SECTOR ANALYSIS

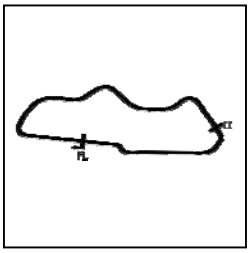

SECTOR 1 = FL to I1, SECTOR 2 = I1 to FL, DIFF = Difference To Personal Best Lap, P = Crossed Finish Line in Pit Lane, D = Time Disallowed

6 -	1:00.204	32.414	1:32.618		76.92	0.206	14:51:06.032
7 -	1:00.290	32.191	1:32.481	(3)	77.03	0.069	14:52:38.513
8 -	1:00.477	32.768	1:33.245		76.40	0.833	14:54:11.758
9 -	1:01.272	32.632	1:33.904		75.87	1.492	14:55:45.662

P27 59 C Neil HESMAN Yamaha - Farkham Hall

IDEAL LAP TIME : 1:33.127 BEST LAP TIME : 1:33.370 DIFFERENCE : 0.243

LAP	SECTOR 1	SECTOR 2	LAP TIME		MPH	DIFF	TIME OF DAY
1 -		32.823	1:41.252		70.36	7.882	14:43:20.655
2 -	1:01.382	32.602	1:33.984	(2)	75.80	0.614	14:44:54.639
3 -	***1:01.026***	33.161	1:34.187	(3)	75.64	0.817	14:46:28.826
4 -	1:01.269	***32.101***	***1:33.370***	(1)	***76.30***		***14:48:02.196***
5 -	1:01.488	33.131	1:34.619		75.29	1.249	14:49:36.815
6 -	1:01.402	33.025	1:34.427		75.45	1.057	14:51:11.242
7 -	1:02.094	32.874	1:34.968		75.02	1.598	14:52:46.210
8 -	1:02.882	33.904	1:36.786		73.61	3.416	14:54:22.996
9 -	1:02.364	33.406	1:35.770		74.39	2.400	14:55:58.766

P28 100 R David BOWLER Yamaha - www.ypmrc.co.uk

IDEAL LAP TIME : 1:33.310 BEST LAP TIME : 1:33.557 DIFFERENCE : 0.247

LAP	SECTOR 1	SECTOR 2	LAP TIME		MPH	DIFF	TIME OF DAY
1 -		33.079	1:43.356		68.93	9.799	14:43:22.759
2 -	1:01.144	33.226	1:34.370		75.49	0.813	14:44:57.129
3 -	1:02.448	34.121	1:36.569		73.77	3.012	14:46:33.698
4 -	1:03.352	33.443	1:36.795		73.60	3.238	14:48:10.493
5 -	1:01.957	33.405	1:35.362		74.71	1.805	14:49:45.855
6 -	1:01.757	32.956	1:34.713		75.22	1.156	14:51:20.568
7 -	1:01.253	32.990	1:34.243	(3)	75.59	0.686	14:52:54.811
8 -	1:00.652	***32.905***	***1:33.557***	(1)	***76.15***		***14:54:28.368***
9 -	***1:00.405***	33.803	1:34.208	(2)	75.62	0.651	14:56:02.576

P29 69 C Mark ELLERAY Yamaha - Abbot Solutions Ltd

IDEAL LAP TIME : 1:34.788 BEST LAP TIME : 1:34.975 DIFFERENCE : 0.187

LAP	SECTOR 1	SECTOR 2	LAP TIME		MPH	DIFF	TIME OF DAY
1 -		33.909	1:43.341		68.94	8.366	14:43:22.744
2 -	1:02.440	33.943	1:36.383		73.92	1.408	14:44:59.127
3 -	1:02.458	34.054	1:36.512		73.82	1.537	14:46:35.639
4 -	1:02.513	33.635	1:36.148	(3)	74.10	1.173	14:48:11.787
5 -	1:02.288	33.947	1:36.235		74.03	1.260	14:49:48.022
6 -	1:03.042	33.880	1:36.922		73.50	1.947	14:51:24.944
7 -	1:02.955	33.614	1:36.569		73.77	1.594	14:53:01.513
8 -	1:02.256	***33.386***	1:35.642	(2)	74.49	0.667	14:54:37.155
9 -	***1:01.402***	33.573	***1:34.975***	(1)	***75.01***		***14:56:12.130***

P30 67 R Mark BAILEY Yamaha - Gforce motorcycles

IDEAL LAP TIME : 1:40.494 BEST LAP TIME : 1:41.117 DIFFERENCE : 0.623

LAP	SECTOR 1	SECTOR 2	LAP TIME		MPH	DIFF	TIME OF DAY
1 -		***35.269***	1:48.696		65.54	7.579	14:43:28.099
2 -	***1:05.225***	35.892	***1:41.117***	(1)	***70.45***		***14:45:09.216***
3 -	1:05.852	35.412	1:41.264	(2)	70.35	0.147	14:46:50.480
4 -	1:07.300	36.474	1:43.774		68.65	2.657	14:48:34.254
5 -	1:06.244	36.580	1:42.824		69.28	1.707	14:50:17.078
6 -	1:06.137	35.688	1:41.825	(3)	69.96	0.708	14:51:58.903
7 -	1:05.919	36.036	1:41.955		69.88	0.838	14:53:40.858
8 -	1:06.415	36.630	1:43.045		69.14	1.928	14:55:23.903

P31 66 R Neil ZWARTOUW Yamaha - BUILD SCOPE Extensions & Conversions

IDEAL LAP TIME : 1:30.777 BEST LAP TIME : 1:30.917 DIFFERENCE : 0.140

LAP	SECTOR 1	SECTOR 2	LAP TIME	MPH	DIFF	TIME OF DAY

Weather / Track : Bright / Dry

Donington Park National
Circuit Length = 1.9790 miles
Start: 14:41 Flag 14:55 End: 14:56

BMCRC - MRO Championships 2018 - Rnd 5 @ Donington Park

DFDS Seaways Yamaha Past Masters

RACE 14 - SECTOR ANALYSIS

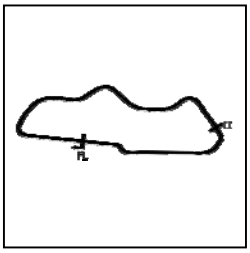

SECTOR 1 = FL to I1, SECTOR 2 = I1 to FL, DIFF = Difference To Personal Best Lap, P = Crossed Finish Line in Pit Lane, D = Time Disallowed

1 -		32.608	1:40.233		71.08	9.316	14:43:19.636
2 -	1:00.641	33.137	1:33.778		75.97	2.861	14:44:53.414
3 -	1:01.039	34.497	1:35.536		74.57	4.619	14:46:28.950
4 -	1:00.440	***31.723***	1:32.163		77.30	1.246	14:48:01.113
5 -	***59.054***	32.346	1:31.400	**(3)**	77.95	0.483	14:49:32.513
6 -	59.695	32.262	1:31.957		77.47	1.040	14:51:04.470
7 -	59.186	31.731	***1:30.917***	**(1)**	***78.36***		***14:52:35.387***
8 -	59.343	31.834	1:31.177	**(2)**	78.14	0.260	14:54:06.564

Weather / Track : Bright / Dry

Donington Park National
Circuit Length = 1.9790 miles
Start: 14:41 Flag 14:55 End: 14:56

BMCRC - MRO Championships 2018 - Rnd 5 @ Donington Park

DFDS Seaways Yamaha Past Masters

RACE 14 - BEST SECTORS

SECTOR 1				SECTOR 2			IDEAL / BEST COMPARISON					
POS	NO	NAME	TIME	NO	NAME	TIME	POS	NO	NAME	IDEAL	BEST	DIFF
									PERFECT LAP	1:20.044		
1	79	MACQUEEN	**52.069**	79	MACQUEEN	**27.975**	1	79	MACQUEEN	1:20.044	1:20.406	0.362
2	81	GRANT	**52.163**	19	BRANTON	**28.369**	2	13	EDMONDSON	1:20.608	1:20.647	0.039
3	13	EDMONDSON	**52.165**	13	EDMONDSON	**28.443**	3	19	BRANTON	1:20.808	1:20.876	0.068
4	125	MILES	**52.269**	6	BARBER	**28.568**	4	81	GRANT	1:20.872	1:21.574	0.702
5	19	BRANTON	**52.439**	70	BURSCOUGH	**28.703**	5	125	MILES	1:21.064	1:21.539	0.475
6	6	BARBER	**52.555**	81	GRANT	**28.709**	6	6	BARBER	1:21.123	1:21.563	0.440
7	97	GUYETT	**53.137**	97	GUYETT	**28.731**	7	97	GUYETT	1:21.868	1:21.868	0.000
8	7	FISHWICK	**53.156**	101	DAVIES	**28.750**	8	7	FISHWICK	1:22.136	1:22.417	0.281
9	40	BEACOCK	**53.241**	125	MILES	**28.795**	9	101	DAVIES	1:22.170	1:22.489	0.319
10	24	CARSON	**53.329**	24	CARSON	**28.928**	10	40	BEACOCK	1:22.188	1:22.298	0.110
11	101	DAVIES	**53.420**	40	BEACOCK	**28.947**	11	24	CARSON	1:22.257	1:22.257	0.000
12	70	BURSCOUGH	**53.798**	7	FISHWICK	**28.980**	12	70	BURSCOUGH	1:22.501	1:22.585	0.084
13	41	ABRAHAM	**53.892**	4	HALIL	**29.034**	13	4	HALIL	1:22.948	1:23.225	0.277
14	57	MOOK	**53.895**	41	ABRAHAM	**29.197**	14	41	ABRAHAM	1:23.089	1:23.298	0.209
15	4	HALIL	**53.914**	88	STANLEY	**29.208**	15	88	STANLEY	1:23.132	1:23.234	0.102
16	88	STANLEY	**53.924**	57	MOOK	**29.558**	16	57	MOOK	1:23.453	1:23.453	0.000
17	74	WHITBY	**54.350**	95	CLARK	**29.599**	17	74	WHITBY	1:24.084	1:24.300	0.216
18	83	GODBOLD	**54.582**	83	GODBOLD	**29.695**	18	95	CLARK	1:24.184	1:24.274	0.090
19	95	CLARK	**54.585**	74	WHITBY	**29.734**	19	83	GODBOLD	1:24.277	1:24.277	0.000
20	2	HUFF	**55.597**	2	HUFF	**29.939**	20	2	HUFF	1:25.536	1:25.601	0.065
21	5	HOUSE	**55.686**	21	HUNTER	**30.240**	21	5	HOUSE	1:26.255	1:26.523	0.268
22	60	GOUGH	**56.637**	60	GOUGH	**30.529**	22	21	HUNTER	1:26.883	1:26.883	0.000
23	21	HUNTER	**56.643**	5	HOUSE	**30.569**	23	60	GOUGH	1:27.166	1:27.166	0.000
24	76	HIGERTY	**56.911**	76	HIGERTY	**30.879**	24	76	HIGERTY	1:27.790	1:27.799	0.009
25	17	PATERSON	**57.956**	17	PATERSON	**31.420**	25	17	PATERSON	1:29.376	1:30.116	0.740
26	66	ZWARTOUW	**59.054**	66	ZWARTOUW	**31.723**	26	66	ZWARTOUW	1:30.777	1:30.917	0.140
27	87	BUTTON	**1:00.159**	59	HESMAN	**32.101**	27	87	BUTTON	1:32.265	1:32.412	0.147
28	100	BOWLER	**1:00.405**	87	BUTTON	**32.106**	28	59	HESMAN	1:33.127	1:33.370	0.243
29	59	HESMAN	**1:01.026**	100	BOWLER	**32.905**	29	100	BOWLER	1:33.310	1:33.557	0.247
30	69	ELLERAY	**1:01.402**	69	ELLERAY	**33.386**	30	69	ELLERAY	1:34.788	1:34.975	0.187
31	67	BAILEY	**1:05.225**	67	BAILEY	**35.269**	31	67	BAILEY	1:40.494	1:41.117	0.623
32												

Weather / Track : Bright / Dry

Donington Park National
Circuit Length = 1.9790 miles
Start: 14:41 Flag 14:55 End: 14:56

Results can be found at www.tsl-timing.com

Printed - 14:58 Sunday, 17 June 2018