



BMCRC-MRO Championships 2016

**Round 2
Donington Park GP**

9th & 10th April 2016



Results Provided by Timing Solutions Ltd
www.tsl-timing.com



BMZRC 250 MZ

Donington Park GP

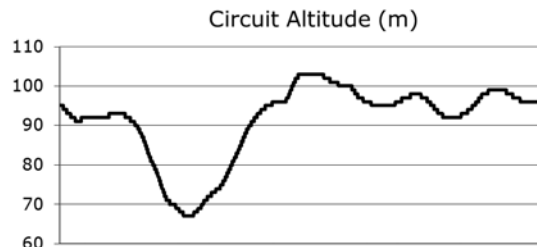
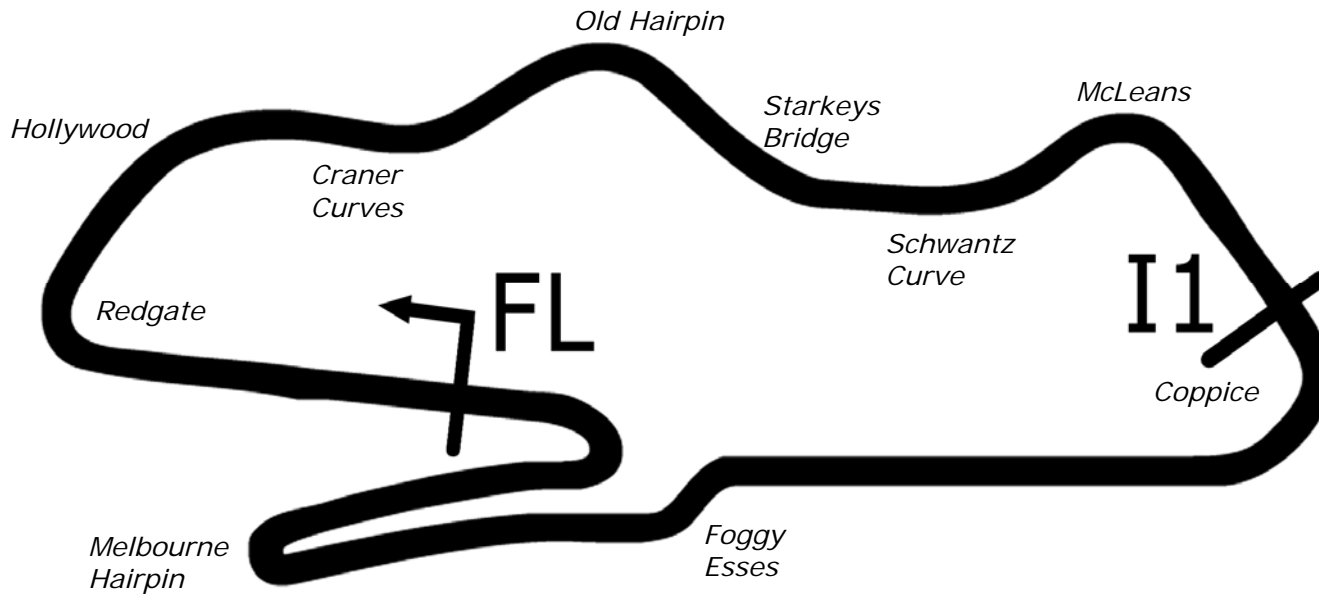
9th & 10th April 2016



Results Provided by Timing Solutions Ltd

www.tsl-timing.com

Donington Park GP



Length	1.9790 miles	3185.0 m	
FL		52.82971 N	1.37867 W
I1	2096m	52.82978 N	1.36508 W
Pit Entry	3100m	52.82951 N	1.37832 W
Pit Exit	229m after FL	52.82996 N	1.38205 W
Pit Entry–Pit Exit 287m, 17.2s @60kph, 12.9s @80kph			

All results available at www.tsl-timing.com

BMCRC - MRO Championships 2016 - Rnd 2 @ Donington Park GP

Freshdrop BMZRC 250 MZ

QUALIFYING - CLASSIFICATION

POS	NO	CL	PIC NAME	ENTRY	TIME	ON	LAPS	GAP	DIFF	MPH
1	75		1 Peter WOODALL	MZ - Core Projects Ltd	2:09.580	5	5			69.10
2	44	R	1 Robert DESOY	MZ - Walter Kaaden - Oscilloscopes	2:10.624	5	5	1.044	1.044	68.55
3	85		2 Andrew WALES	MZ - Illuminated Design LTD	2:11.271	5	5	1.691	0.647	68.21
4	9		3 Gary HOWLETT	MZ - HS Racing	2:11.515	5	5	1.935	0.244	68.08
5	96		4 Chris KENT	MZ -	2:11.834	5	5	2.254	0.319	67.92
6	95		5 Christopher ROGERS	MZ - CB Racing	2:11.964	4	5	2.384	0.130	67.85
7	36		6 Joe BALDRY	MZ -	2:12.046	5	5	2.466	0.082	67.81
8	62		7 Nicholas BETTRIDGE	MZ - Kaaden tuning	2:13.555	3	3	3.975	1.509	67.04
9	68		8 Graham GARRIQUES	MZ -	2:15.902	4	4	6.322	2.347	65.88
10	20		9 Christopher WATSON	MZ - Expert Locksmiths Medway	2:17.448	4	4	7.868	1.546	65.14
11	13	R	2 Ben HAWES	MZ -	2:18.424	4	4	8.844	0.976	64.68
12	90		10 Peter THORNE	MZ - Aspire Classic Restorations	2:19.923	4	4	10.343	1.499	63.99
13	65	R	3 Konrad BREESE	MZ -	2:20.201	3	4	10.621	0.278	63.86
14	43		11 Daniel BARFORD	MZ - Aspire classics / Kaaden tuning	2:20.632	2	4	11.052	0.431	63.67
15	72		12 Jack COX	MZ - New Street Motorcycles	2:22.765	3	4	13.185	2.133	62.72
16	7		13 David PATERSON	MZ - arnold self drive	2:23.392	4	4	13.812	0.627	62.44
17	114		14 Ryan ANDERSON	MZ - Dean Carpentry	2:23.410	4	4	13.830	0.018	62.43
18	3		15 Max MAUD	MZ -	2:24.811	4	4	15.231	1.401	61.83
19	16	R	4 David REES	MZ - Myself	2:25.494	3	4	15.914	0.683	61.54
20	63	R	5 Keith BADGER	MZ -	2:25.654	2	4	16.074	0.160	61.47
21	30		16 Malcolm HOWELL	MZ -	2:26.076	4	4	16.496	0.422	61.29
22	14		17 Mick PENNELL	MZ - S.W. Cannon Motorcycles	2:29.258	4	4	19.678	3.182	59.99
23	22		18 Simon FINCH	MZ - The Bayard Partnership, ASK Plumbing & Heating	2:32.453	1	1	22.873	3.195	58.73
24	66		19 Mark VINCENT	MZ - Putoline	2:34.154	1	2	24.574	1.701	58.08
25	23	R	6 Brian SKINNER	MZ - ASK Plumbing & Heating Centre Ltd	2:37.361	2	2	27.781	3.207	56.90
26	25	R	7 Christopher CHADDERTON	MZ -	2:50.057	2	4	40.477	12.696	52.65
27	15		20 Andy MOFFAT	MZ - gills office	10:51.782	1	1	8:42.202	8:01.725	13.73

Weather / Track : Cloudy / Dry

These results are provisional until the conclusion of any judicial and technical matters.

Donington Park GP

Circuit Length = 2.4873 miles

Start: 09:46 Flag 09:56 End: 09:59

Clerk Of Course :	Timekeeper :
-------------------	--------------

Results can be found at www.tsl-timing.com

Printed - 09:59 Saturday, 09 April 2016



BMCRC - MRO Championships 2016 - Rnd 2 @ Donington Park GP

Freshdrop BMZRC 250 MZ

QUALIFYING - SECTOR ANALYSIS

SECTOR 1 = FL to I1, SECTOR 2 = I1 to FL, DIFF = Difference To Personal Best Lap

P1 75		Peter WOODALL		MZ - Core Projects Ltd			
IDEAL LAP TIME : 2:08.565		BEST LAP TIME : 2:09.580		DIFFERENCE : 1.015			
LAP	SECTOR 1	SECTOR 2	LAP TIME	MPH	DIFF	TIME OF DAY	
1 -	1:13.533	1:14.815	2:28.348	60.36	18.768	09:49:31.758	
2 -	1:05.578	1:08.294	2:13.872	66.88	4.292	09:51:45.630	
3 -	1:03.506	1:08.183	2:11.689 (3)	67.99	2.109	09:53:57.319	
4 -	1:03.869	1:06.650	2:10.519 (2)	68.60	0.939	09:56:07.838	
5 -	1:01.915	1:07.665	2:09.580 (1)	69.10		09:58:17.418	

P2 44 R		Robert DESSOY		MZ - Walter Kaaden - Oscilloscopes			
IDEAL LAP TIME : 2:10.624		BEST LAP TIME : 2:10.624		DIFFERENCE : 0.000			
LAP	SECTOR 1	SECTOR 2	LAP TIME	MPH	DIFF	TIME OF DAY	
1 -	1:11.151	1:12.468	2:23.619	62.34	12.995	09:49:20.378	
2 -	1:05.567	1:10.415	2:15.982	65.85	5.358	09:51:36.360	
3 -	1:05.736	1:09.791	2:15.527 (3)	66.07	4.903	09:53:51.887	
4 -	1:04.786	1:08.678	2:13.464 (2)	67.09	2.840	09:56:05.351	
5 -	1:02.989	1:07.635	2:10.624 (1)	68.55		09:58:15.975	

P3 85		Andrew WALES		MZ - Illuminated Design LTD			
IDEAL LAP TIME : 2:11.271		BEST LAP TIME : 2:11.271		DIFFERENCE : 0.000			
LAP	SECTOR 1	SECTOR 2	LAP TIME	MPH	DIFF	TIME OF DAY	
1 -	1:10.867	1:13.741	2:24.608	61.92	13.337	09:49:21.160	
2 -	1:06.839	1:11.644	2:18.483	64.66	7.212	09:51:39.643	
3 -	1:04.642	1:11.548	2:16.190 (3)	65.74	4.919	09:53:55.833	
4 -	1:04.641	1:09.269	2:13.910 (2)	66.86	2.639	09:56:09.743	
5 -	1:02.727	1:08.544	2:11.271 (1)	68.21		09:58:21.014	

P4 9		Gary HOWLETT		MZ - HS Racing			
IDEAL LAP TIME : 2:11.515		BEST LAP TIME : 2:11.515		DIFFERENCE : 0.000			
LAP	SECTOR 1	SECTOR 2	LAP TIME	MPH	DIFF	TIME OF DAY	
1 -	1:09.734	1:13.881	2:23.615	62.35	12.100	09:49:22.765	
2 -	1:05.500	1:11.982	2:17.482	65.13	5.967	09:51:40.247	
3 -	1:03.992	1:10.615	2:14.607 (2)	66.52	3.092	09:53:54.854	
4 -	1:07.579	1:09.508	2:17.087 (3)	65.31	5.572	09:56:11.941	
5 -	1:03.107	1:08.408	2:11.515 (1)	68.08		09:58:23.456	

P5 96		Chris KENT		MZ -			
IDEAL LAP TIME : 2:11.666		BEST LAP TIME : 2:11.834		DIFFERENCE : 0.168			
LAP	SECTOR 1	SECTOR 2	LAP TIME	MPH	DIFF	TIME OF DAY	
1 -	1:10.387	1:13.660	2:24.047	62.16	12.213	09:49:22.098	
2 -	1:04.662	1:10.582	2:15.244	66.20	3.410	09:51:37.342	
3 -	1:04.989	1:08.784	2:13.773 (3)	66.93	1.939	09:53:51.115	
4 -	1:04.175	1:08.246	2:12.421 (2)	67.62	0.587	09:56:03.536	
5 -	1:03.420	1:08.414	2:11.834 (1)	67.92		09:58:15.370	

P6 95		Christopher ROGERS		MZ - CB Racing			
IDEAL LAP TIME : 2:10.625		BEST LAP TIME : 2:11.964		DIFFERENCE : 1.339			
LAP	SECTOR 1	SECTOR 2	LAP TIME	MPH	DIFF	TIME OF DAY	
1 -	1:12.639	1:11.336	2:23.975	62.19	12.011	09:49:24.271	
2 -	1:04.830	1:09.694	2:14.524 (3)	66.56	2.560	09:51:38.795	
3 -	1:05.075	1:09.026	2:14.101 (2)	66.77	2.137	09:53:52.896	
4 -	1:03.699	1:08.265	2:11.964 (1)	67.85		09:56:04.860	
5 -	1:02.360	1:41.080	2:43.440	54.78	31.476	09:58:48.300	

P7 36		Joe BALDRY		MZ -			
IDEAL LAP TIME : 2:10.961		BEST LAP TIME : 2:12.046		DIFFERENCE : 1.085			
LAP	SECTOR 1	SECTOR 2	LAP TIME	MPH	DIFF	TIME OF DAY	
1 -	1:12.639	1:11.336	2:23.975	62.19	12.011	09:49:24.271	
2 -	1:04.830	1:09.694	2:14.524 (3)	66.56	2.560	09:51:38.795	
3 -	1:05.075	1:09.026	2:14.101 (2)	66.77	2.137	09:53:52.896	
4 -	1:03.699	1:08.265	2:11.964 (1)	67.85		09:56:04.860	
5 -	1:02.360	1:41.080	2:43.440	54.78	31.476	09:58:48.300	

Weather / Track : Cloudy / Dry

Donington Park GP
Circuit Length = 2.4873 miles
Start: 09:46 Flag 09:56 End: 09:59

BMCRC - MRO Championships 2016 - Rnd 2 @ Donington Park GP

Freshdrop BMZRC 250 MZ

QUALIFYING - SECTOR ANALYSIS

SECTOR 1 = FL to I1, SECTOR 2 = I1 to FL, DIFF = Difference To Personal Best Lap

1 -	1:11.036	1:13.243	2:24.279	62.06	12.233	09:49:20.247
2 -	1:07.556	1:10.370	2:17.926	64.92	5.880	09:51:38.173
3 -	1:05.311	1:09.997	2:15.308 (3)	66.17	3.262	09:53:53.481
4 -	1:04.669	1:07.674	2:12.343 (2)	67.66	0.297	09:56:05.824
5 -	1:03.287	1:08.759	2:12.046 (1)	67.81		09:58:17.870

P8 62		Nicholas BETTRIDGE		MZ - Kaaden tuning			
IDEAL LAP TIME : 2:12.049		BEST LAP TIME : 2:13.555		DIFFERENCE : 1.506			
LAP	SECTOR 1	SECTOR 2	LAP TIME	MPH	DIFF	TIME OF DAY	
1 -	1:15.595	1:11.441	2:27.036 (3)	60.89	13.481	09:49:27.753	
2 -	1:05.608	1:08.288	2:13.896 (2)	66.87	0.341	09:51:41.649	
3 -	1:03.761	1:09.794	2:13.555 (1)	67.04		09:53:55.204	

P9 68		Graham GARRIQUES		MZ -			
IDEAL LAP TIME : 2:15.902		BEST LAP TIME : 2:15.902		DIFFERENCE : 0.000			
LAP	SECTOR 1	SECTOR 2	LAP TIME	MPH	DIFF	TIME OF DAY	
1 -	1:20.340	1:17.766	2:38.106	56.63	22.204	09:49:49.523	
2 -	1:09.996	1:12.374	2:22.370 (3)	62.89	6.468	09:52:11.893	
3 -	1:07.958	1:12.574	2:20.532 (2)	63.71	4.630	09:54:32.425	
4 -	1:06.586	1:09.316	2:15.902 (1)	65.88		09:56:48.327	

P10 20		Christopher WATSON		MZ - Expert Locksmiths Medway			
IDEAL LAP TIME : 2:17.448		BEST LAP TIME : 2:17.448		DIFFERENCE : 0.000			
LAP	SECTOR 1	SECTOR 2	LAP TIME	MPH	DIFF	TIME OF DAY	
1 -	1:13.450	1:14.753	2:28.203 (3)	60.42	10.755	09:49:26.937	
2 -	1:14.177	1:16.678	2:30.855	59.35	13.407	09:51:57.792	
3 -	1:08.741	1:12.099	2:20.840 (2)	63.57	3.392	09:54:18.632	
4 -	1:06.478	1:10.970	2:17.448 (1)	65.14		09:56:36.080	

P11 13 R		Ben HAWES		MZ -			
IDEAL LAP TIME : 2:18.424		BEST LAP TIME : 2:18.424		DIFFERENCE : 0.000			
LAP	SECTOR 1	SECTOR 2	LAP TIME	MPH	DIFF	TIME OF DAY	
1 -	1:16.490	1:19.359	2:35.849	57.45	17.425	09:49:43.362	
2 -	1:10.484	1:13.611	2:24.095 (3)	62.14	5.671	09:52:07.457	
3 -	1:08.471	1:12.254	2:20.725 (2)	63.63	2.301	09:54:28.182	
4 -	1:06.215	1:12.209	2:18.424 (1)	64.68		09:56:46.606	

P12 90		Peter THORNE		MZ - Aspire Classic Restorations			
IDEAL LAP TIME : 2:19.923		BEST LAP TIME : 2:19.923		DIFFERENCE : 0.000			
LAP	SECTOR 1	SECTOR 2	LAP TIME	MPH	DIFF	TIME OF DAY	
1 -	1:15.698	1:17.458	2:33.156	58.46	13.233	09:49:34.887	
2 -	1:12.187	1:16.375	2:28.562 (3)	60.27	8.639	09:52:03.449	
3 -	1:09.479	1:12.875	2:22.354 (2)	62.90	2.431	09:54:25.803	
4 -	1:07.564	1:12.359	2:19.923 (1)	63.99		09:56:45.726	

P13 65 R		Konrad BREESE		MZ -			
IDEAL LAP TIME : 2:20.008		BEST LAP TIME : 2:20.201		DIFFERENCE : 0.193			
LAP	SECTOR 1	SECTOR 2	LAP TIME	MPH	DIFF	TIME OF DAY	
1 -	1:13.438	1:15.142	2:28.580	60.26	8.379	09:49:32.273	
2 -	1:08.843	1:12.253	2:21.096 (2)	63.46	0.895	09:51:53.369	
3 -	1:07.755	1:12.446	2:20.201 (1)	63.86		09:54:13.570	
4 -	1:08.465	1:13.657	2:22.122 (3)	63.00	1.921	09:56:35.692	

P14 43		Daniel BARFORD		MZ - Aspire classics / Kaaden tuning			
IDEAL LAP TIME : 2:20.482		BEST LAP TIME : 2:20.632		DIFFERENCE : 0.150			
LAP	SECTOR 1	SECTOR 2	LAP TIME	MPH	DIFF	TIME OF DAY	
1 -	1:13.629	1:12.110	2:25.739	61.44	5.107	09:49:27.498	

Weather / Track : Cloudy / Dry

Donington Park GP
Circuit Length = 2.4873 miles
Start: 09:46 Flag 09:56 End: 09:59

BMCRC - MRO Championships 2016 - Rnd 2 @ Donington Park GP

Freshdrop BMZRC 250 MZ

QUALIFYING - SECTOR ANALYSIS

SECTOR 1 = FL to I1, SECTOR 2 = I1 to FL, DIFF = Difference To Personal Best Lap

2 -	1:08.372	1:12.260	2:20.632 (1)	63.67		09:51:48.130
3 -	1:09.705	1:12.463	2:22.168 (3)	62.98	1.536	09:54:10.298
4 -	1:08.567	1:12.360	2:20.927 (2)	63.53	0.295	09:56:31.225

P15	72	Jack COX	MZ - New Street Motorcycles			
IDEAL LAP TIME : 2:19.785		BEST LAP TIME : 2:22.765	DIFFERENCE : 2.980			
LAP	SECTOR 1	SECTOR 2	LAP TIME	MPH	DIFF	TIME OF DAY
1 -	1:14.316	1:16.906	2:31.222	59.21	8.457	09:49:33.468
2 -	1:09.548	1:14.056	2:23.604 (2)	62.35	0.839	09:51:57.072
3 -	1:09.648	1:13.117	2:22.765 (1)	62.72		09:54:19.837
4 -	1:06.668	1:18.496	2:25.164 (3)	61.68	2.399	09:56:45.001

P16	7	David PATERSON	MZ - arnold self drive			
IDEAL LAP TIME : 2:23.392		BEST LAP TIME : 2:23.392	DIFFERENCE : 0.000			
LAP	SECTOR 1	SECTOR 2	LAP TIME	MPH	DIFF	TIME OF DAY
1 -	1:15.946	1:15.554	2:31.500	59.10	8.108	09:49:31.356
2 -	1:12.482	1:15.040	2:27.522 (3)	60.69	4.130	09:51:58.878
3 -	1:10.936	1:14.944	2:25.880 (2)	61.38	2.488	09:54:24.758
4 -	1:09.345	1:14.047	2:23.392 (1)	62.44		09:56:48.150

P17	114	Ryan ANDERSON	MZ - Dean Carpentry			
IDEAL LAP TIME : 2:23.410		BEST LAP TIME : 2:23.410	DIFFERENCE : 0.000			
LAP	SECTOR 1	SECTOR 2	LAP TIME	MPH	DIFF	TIME OF DAY
1 -	1:19.809	1:16.420	2:36.229	57.31	12.819	09:49:30.845
2 -	1:12.199	1:15.293	2:27.492 (3)	60.71	4.082	09:51:58.337
3 -	1:10.872	1:14.460	2:25.332 (2)	61.61	1.922	09:54:23.669
4 -	1:09.190	1:14.220	2:23.410 (1)	62.43		09:56:47.079

P18	3	Max MAUD	MZ -			
IDEAL LAP TIME : 2:24.610		BEST LAP TIME : 2:24.811	DIFFERENCE : 0.201			
LAP	SECTOR 1	SECTOR 2	LAP TIME	MPH	DIFF	TIME OF DAY
1 -	1:22.262	1:26.377	2:48.639	53.09	23.828	09:50:10.015
2 -	1:10.595	1:14.745	2:25.340 (2)	61.61	0.529	09:52:35.355
3 -	1:10.298	1:16.007	2:26.305 (3)	61.20	1.494	09:55:01.660
4 -	1:10.499	1:14.312	2:24.811 (1)	61.83		09:57:26.471

P19	16 R	David REES	MZ - Myself			
IDEAL LAP TIME : 2:25.494		BEST LAP TIME : 2:25.494	DIFFERENCE : 0.000			
LAP	SECTOR 1	SECTOR 2	LAP TIME	MPH	DIFF	TIME OF DAY
1 -	1:22.007	1:21.146	2:43.153	54.88	17.659	09:49:56.728
2 -	1:14.667	1:16.638	2:31.305 (3)	59.18	5.811	09:52:28.033
3 -	1:09.827	1:15.667	2:25.494 (1)	61.54		09:54:53.527
4 -	1:09.933	1:16.300	2:26.233 (2)	61.23	0.739	09:57:19.760

P20	63 R	Keith BADGER	MZ -			
IDEAL LAP TIME : 2:23.925		BEST LAP TIME : 2:25.654	DIFFERENCE : 1.729			
LAP	SECTOR 1	SECTOR 2	LAP TIME	MPH	DIFF	TIME OF DAY
1 -	1:15.084	1:18.640	2:33.724	58.25	8.070	09:49:44.299
2 -	1:10.219	1:15.435	2:25.654 (1)	61.47		09:52:09.953
3 -	1:12.162	1:13.977	2:26.139 (2)	61.27	0.485	09:54:36.092
4 -	1:09.948	1:16.388	2:26.336 (3)	61.19	0.682	09:57:02.428

P21	30	Malcolm HOWELL	MZ -			
IDEAL LAP TIME : 2:26.076		BEST LAP TIME : 2:26.076	DIFFERENCE : 0.000			
LAP	SECTOR 1	SECTOR 2	LAP TIME	MPH	DIFF	TIME OF DAY
1 -	1:18.304	1:22.220	2:40.524	55.78	14.448	09:49:54.974
2 -	1:13.068	1:14.927	2:27.995 (2)	60.50	1.919	09:52:22.969

Weather / Track : Cloudy / Dry

Donington Park GP
Circuit Length = 2.4873 miles
Start: 09:46 Flag 09:56 End: 09:59

BMCRC - MRO Championships 2016 - Rnd 2 @ Donington Park GP

Freshdrop BMZRC 250 MZ

QUALIFYING - SECTOR ANALYSIS

SECTOR 1 = FL to I1, SECTOR 2 = I1 to FL, DIFF = Difference To Personal Best Lap

3 -	1:14.132	1:18.265	2:32.397 (3)	58.75	6.321	09:54:55.366
4 -	1:11.487	1:14.589	2:26.076 (1)	61.29		09:57:21.442

P22	14	Mick PENNELL	MZ - S.W. Cannon Motorcycles			
IDEAL LAP TIME : 2:29.258		BEST LAP TIME : 2:29.258		DIFFERENCE : 0.000		
LAP	SECTOR 1	SECTOR 2	LAP TIME	MPH	DIFF	TIME OF DAY
1 -	1:22.088	1:23.397	2:45.485	54.11	16.227	09:49:55.734
2 -	1:14.714	1:20.170	2:34.884 (3)	57.81	5.626	09:52:30.618
3 -	1:13.310	1:18.536	2:31.846 (2)	58.97	2.588	09:55:02.464
4 -	1:12.110	1:17.148	2:29.258 (1)	59.99		09:57:31.722

P23	22	Simon FINCH	MZ - The Bayard Partnership, ASK Plumbing & Heating			
IDEAL LAP TIME : 2:32.453		BEST LAP TIME : 2:32.453		DIFFERENCE : 0.000		
LAP	SECTOR 1	SECTOR 2	LAP TIME	MPH	DIFF	TIME OF DAY
1 -	1:13.340	1:19.113	2:32.453 (1)	58.73		09:53:33.713

P24	66	Mark VINCENT	MZ - Putoline			
IDEAL LAP TIME : 2:33.552		BEST LAP TIME : 2:34.154		DIFFERENCE : 0.602		
LAP	SECTOR 1	SECTOR 2	LAP TIME	MPH	DIFF	TIME OF DAY
1 -	1:15.439	1:18.715	2:34.154 (1)	58.08		09:49:42.320
2 -	6:12.583	1:18.113	7:30.696 (2)	19.86	4:56.542	09:57:13.016

P25	23 R	Brian SKINNER	MZ - ASK Plumbing & Heating Centre Ltd			
IDEAL LAP TIME : 2:37.361		BEST LAP TIME : 2:37.361		DIFFERENCE : 0.000		
LAP	SECTOR 1	SECTOR 2	LAP TIME	MPH	DIFF	TIME OF DAY
1 -	1:21.731	1:25.147	2:46.878 (2)	53.65	9.517	09:54:53.447
2 -	1:17.129	1:20.232	2:37.361 (1)	56.90		09:57:30.808

P26	25 R	Christopher CHADDERTON	MZ -			
IDEAL LAP TIME : 2:49.774		BEST LAP TIME : 2:50.057		DIFFERENCE : 0.283		
LAP	SECTOR 1	SECTOR 2	LAP TIME	MPH	DIFF	TIME OF DAY
1 -	1:25.487	1:28.335	2:53.822	51.51	3.765	09:50:00.451
2 -	1:23.365	1:26.692	2:50.057 (1)	52.65		09:52:50.508
3 -	1:23.082	1:28.018	2:51.100 (2)	52.33	1.043	09:55:41.608
4 -	1:24.471	1:27.899	2:52.370 (3)	51.94	2.313	09:58:33.978

P27	15	Andy MOFFAT	MZ - gills office			
IDEAL LAP TIME : 10:51.782		BEST LAP TIME : 10:51.782		DIFFERENCE : 0.000		
LAP	SECTOR 1	SECTOR 2	LAP TIME	MPH	DIFF	TIME OF DAY
1 -	1:15.050	9:36.732	10:51.782 (1)	13.73		09:58:55.036

BMCRC - MRO Championships 2016 - Rnd 2 @ Donington Park GP

Freshdrop BMZRC 250 MZ

QUALIFYING - BEST SECTORS

SECTOR 1			SECTOR 2			IDEAL / BEST COMPARISON						
POS	NO	NAME	TIME	NO	NAME	TIME	POS	NO	NAME	IDEAL	BEST	DIFF
1	75	WOODALL	1:01.915	75	WOODALL	1:06.650	1	75	WOODALL	2:08.565	2:09.580	1.015
2	95	ROGERS	1:02.360	44	DESSOY	1:07.635	2	44	DESSOY	2:10.624	2:10.624	0.000
3	85	WALES	1:02.727	36	BALDRY	1:07.674	3	95	ROGERS	2:10.625	2:11.964	1.339
4	44	DESSOY	1:02.989	96	KENT	1:08.246	4	36	BALDRY	2:10.961	2:12.046	1.085
5	9	HOWLETT	1:03.107	95	ROGERS	1:08.265	5	85	WALES	2:11.271	2:11.271	0.000
6	36	BALDRY	1:03.287	62	BETTRIDGE	1:08.288	6	9	HOWLETT	2:11.515	2:11.515	0.000
7	96	KENT	1:03.420	9	HOWLETT	1:08.408	7	96	KENT	2:11.666	2:11.834	0.168
8	62	BETTRIDGE	1:03.761	85	WALES	1:08.544	8	62	BETTRIDGE	2:12.049	2:13.555	1.506
9	13	HAWES	1:06.215	68	GARRIQUES	1:09.316	9	68	GARRIQUES	2:15.902	2:15.902	0.000
10	20	WATSON	1:06.478	20	WATSON	1:10.970	10	20	WATSON	2:17.448	2:17.448	0.000
11	68	GARRIQUES	1:06.586	43	BARFORD	1:12.110	11	13	HAWES	2:18.424	2:18.424	0.000
12	72	COX	1:06.668	13	HAWES	1:12.209	12	72	COX	2:19.785	2:22.765	2.980
13	90	THORNE	1:07.564	65	BREESE	1:12.253	13	90	THORNE	2:19.923	2:19.923	0.000
14	65	BREESE	1:07.755	90	THORNE	1:12.359	14	65	BREESE	2:20.008	2:20.201	0.193
15	43	BARFORD	1:08.372	72	COX	1:13.117	15	43	BARFORD	2:20.482	2:20.632	0.150
16	114	ANDERSON	1:09.190	63	BADGER	1:13.977	16	7	PATERSON	2:23.392	2:23.392	0.000
17	7	PATERSON	1:09.345	7	PATERSON	1:14.047	17	114	ANDERSON	2:23.410	2:23.410	0.000
18	16	REES	1:09.827	114	ANDERSON	1:14.220	18	63	BADGER	2:23.925	2:25.654	1.729
19	63	BADGER	1:09.948	3	MAUD	1:14.312	19	3	MAUD	2:24.610	2:24.811	0.201
20	3	MAUD	1:10.298	30	HOWELL	1:14.589	20	16	REES	2:25.494	2:25.494	0.000
21	30	HOWELL	1:11.487	16	REES	1:15.667	21	30	HOWELL	2:26.076	2:26.076	0.000
22	14	PENNELL	1:12.110	14	PENNELL	1:17.148	22	14	PENNELL	2:29.258	2:29.258	0.000
23	22	FINCH	1:13.340	66	VINCENT	1:18.113	23	22	FINCH	2:32.453	2:32.453	0.000
24	15	MOFFAT	1:15.050	22	FINCH	1:19.113	24	66	VINCENT	2:33.552	2:34.154	0.602
25	66	VINCENT	1:15.439	23	SKINNER	1:20.232	25	23	SKINNER	2:37.361	2:37.361	0.000
26	23	SKINNER	1:17.129	25	CHADDERTON	1:26.692	26	25	CHADDERTON	2:49.774	2:50.057	0.283
27	25	CHADDERTON	1:23.082	15	MOFFAT	9:36.732	27	15	MOFFAT	10:51.782	10:51.782	0.000

Weather / Track : Cloudy / Dry

Results can be found at www.tsl-timing.com

Donington Park GP
Circuit Length = 2.4873 miles
Start: 09:46 Flag 09:56 End: 09:59

Printed - 09:59 Saturday, 09 April 2016

BMCRC - MRO Championships 2016 - Rnd 2 @ Donington Park GP

Freshdrop BMZRC 250 MZ

RACE 4 - CLASSIFICATION

POS	NO	CL	PIC NAME	ENTRY	LAPS	TIME	GAP	DIFF	MPH	BEST	ON
1	75		1 Peter WOODALL	MZ - Core Projects Ltd	6	12:05.010			73.91	1:59.273	2
2	36		2 Joe BALDRY	MZ -	6	12:28.304	23.294	23.294	71.61	2:03.786	5
3	85		3 Andrew WALES	MZ - Illuminated Design LTD	6	12:37.567	32.557	9.263	70.73	2:04.175	3
4	22		4 Simon FINCH	MZ - The Bayard Partnership, ASK Plumbing & Hez	6	12:41.863	36.853	4.296	70.34	2:04.752	6
5	9		5 Gary HOWLETT	MZ - HS Racing	6	12:44.644	39.634	2.781	70.08	2:05.635	5
6	44		6 Robert DESSOY	MZ - Walter Kaaden - Oscilloscopes	6	12:52.506	47.496	7.862	69.37	2:06.548	3
7	68		7 Graham GARRIQUES	MZ -	6	12:54.511	49.501	2.005	69.19	2:06.089	6
8	13	R	1 Ben HAWES	MZ -	6	13:01.105	56.095	6.594	68.60	2:07.411	4
9	43		8 Daniel BARFORD	MZ - Aspire classics / Kaaden tuning	6	13:04.536	59.526	3.431	68.30	2:07.697	3
10	16	R	2 David REES	MZ - Myself	6	13:12.934	1:07.924	8.398	67.58	2:10.230	5
11	20		9 Christopher WATSON	MZ - Expert Locksmiths Medway	6	13:14.789	1:09.779	1.855	67.42	2:10.036	6
12	55		10 Marek WIECKOWSKI	MZ - BC Racing	6	13:18.960	1:13.950	4.171	67.07	2:10.751	3
13	65	R	3 Konrad BREESE	MZ -	6	13:19.401	1:14.391	0.441	67.03	2:10.678	5
14	66		11 Mark VINCENT	MZ - Putoline	6	13:34.521	1:29.511	15.120	65.79	2:11.877	6
15	3		12 Max MAUD	MZ -	6	13:34.634	1:29.624	0.113	65.78	2:12.987	6
16	23	R	4 Brian SKINNER	MZ - ASK Plumbing & Heating Centre Ltd	6	13:40.459	1:35.449	5.825	65.31	2:13.870	5
17	7		13 David PATERSON	MZ - arnold self drive	6	13:47.275	1:42.265	6.816	64.77	2:14.505	6
18	14		14 Mick PENNELL	MZ - S.W. Cannon Motorcycles	6	13:54.724	1:49.714	7.449	64.20	2:16.124	6
19	25	R	5 Christopher CHADDERTON	MZ -	5	13:24.926	1 Lap	1 Lap	55.45	2:33.137	5

NOT CLASSIFIED

DNF	63	R	Keith BADGER	MZ -	3	6:38.624	3 Laps	2 Laps	67.04	2:08.972	3
DNF	30		Malcolm HOWELL	MZ -	3	7:29.801	3 Laps	51.177	59.41	2:18.985	2
DNF	114		Ryan ANDERSON	MZ - Dean Carpentry	2	4:17.463	4 Laps	1 Lap	69.02	2:06.632	2
DNF	62		Nicholas BETTRIDGE	MZ - Kaaden tuning	0						

FASTEST LAP

75			Peter WOODALL	MZ - Core Projects Ltd	2	1:59.273			75.07 mph	120.82 kph
13	R		Ben HAWES	MZ -	4	2:07.411			70.28 mph	113.10 kph

Class - 90% of Race Speed = 66.51 mph
 Class R - 90% of Race Speed = 61.74 mph

Weather / Track : Cloudy / Dry

These results are provisional until the conclusion of any judicial and technical matters.

Donington Park GP

Circuit Length = 2.4873 miles

Start: 13:01 Flag 13:13 End: 13:15

Clerk Of Course :	Timekeeper :
-------------------	--------------

Results can be found at www.tsl-timing.com

Printed - 13:15 Saturday, 09 April 2016



BMCRC - MRO Championships 2016 - Rnd 2 @ Donington Park GP

Freshdrop BMZRC 250 MZ

RACE 4 - LAP CHART

LAP 1 @ 13:03:30.145

NO	BEHIND	LAP TIME
75		2:03.374
36	3.831	2:07.205
44	3.912	2:07.286
85	4.791	2:08.165
114	7.457	2:10.831
9	8.637	2:12.011
68	11.165	2:14.539
43	11.579	2:14.953
22	11.815	2:15.189
13	13.232	2:16.606
16	13.395	2:16.769
20	14.222	2:17.596
55	14.584	2:17.958
63	15.134	2:18.508
65	15.934	2:19.308
23	19.610	2:22.984
66	20.319	2:23.693
3	21.178	2:24.552
30	22.002	2:25.376
14	22.185	2:25.559
7	27.462	2:30.836
25	46.735	2:50.109

LAP 2 @ 13:05:29.418

NO	BEHIND	LAP TIME
75		1:59.273
36	9.150	2:04.592
85	10.749	2:05.231
114	14.816	2:06.632
9	16.212	2:06.848
22	18.327	2:05.785
44	20.485	2:15.846
43	22.169	2:09.863
68	22.623	2:10.731
13	24.381	2:10.422
16	26.901	2:12.779
63	27.005	2:11.144
20	28.407	2:13.458
55	28.598	2:13.287
65	28.646	2:11.985
66	36.508	2:15.462
3	36.718	2:14.813
23	38.246	2:17.909
14	41.139	2:18.227
30	41.714	2:18.985
7	44.369	2:16.180
25	1:27.680	2:40.218

LAP 3 @ 13:07:29.231

NO	BEHIND	LAP TIME
75		1:59.813
36	13.300	2:03.963
85	15.111	2:04.175
9	23.179	2:06.780
22	24.010	2:05.496
44	27.220	2:06.548
43	30.053	2:07.697
68	30.318	2:07.508
13	33.346	2:08.778
63	36.164	2:08.972
16	38.079	2:10.991

Weather / Track : Cloudy / Dry

Results can be found at www.tsl-timing.com

55	39.536	2:10.751
20	40.521	2:11.927
65	41.332	2:12.499
66	51.088	2:14.393
3	51.450	2:14.545
23	53.964	2:15.531
14	59.297	2:17.971
7	59.574	2:15.018
30	1:27.341	2:45.440 P

LAP 4 @ 13:09:29.740

NO	BEHIND	LAP TIME
75		2:00.509
25	1 Lap	2:43.103
36	16.945	2:04.154
85	20.434	2:05.832
22	28.329	2:04.828
9	30.221	2:07.551
44	33.569	2:06.858
68	38.136	2:08.327
43	39.434	2:09.890
13	40.248	2:07.411
16	48.085	2:10.515
20	51.443	2:11.431
55	51.755	2:12.728
65	52.250	2:11.427
3	1:05.528	2:14.587
66	1:06.122	2:15.543
23	1:09.683	2:16.228
7	1:15.157	2:16.092
14	1:18.683	2:19.895

LAP 5 @ 13:11:31.033

NO	BEHIND	LAP TIME
75		2:01.293
36	19.438	2:03.786
85	26.570	2:07.429
22	32.849	2:05.813
9	34.563	2:05.635
44	40.292	2:08.016
68	44.160	2:07.317
13	47.223	2:08.268
25	1 Lap	2:38.359
43	48.967	2:10.826
16	57.022	2:10.230
20	1:00.491	2:10.341
65	1:01.635	2:10.678
55	1:02.573	2:12.111
3	1:17.385	2:13.150
66	1:18.382	2:13.553
23	1:22.260	2:13.870
7	1:28.508	2:14.644
14	1:34.338	2:16.948

LAP 6 @ 13:13:31.781

NO	BEHIND	LAP TIME
75		2:00.748
36	23.294	2:04.604
85	32.557	2:06.735
22	36.853	2:04.752
9	39.634	2:05.819
44	47.496	2:07.952
68	49.501	2:06.089

13	56.095	2:09.620
43	59.526	2:11.307
16	1:07.924	2:11.650
20	1:09.779	2:10.036
55	1:13.950	2:12.125
65	1:14.391	2:13.504
25	1 Lap	2:33.137
66	1:29.511	2:11.877
3	1:29.624	2:12.987
23	1:35.449	2:13.937
7	1:42.265	2:14.505
14	1:49.714	2:16.124

Donington Park GP

Circuit Length = 2.4873 miles

Start: 13:01 Flag 13:13 End: 13:15

Printed - 13:16 Saturday, 09 April 2016

BMCRC - MRO Championships 2016 - Rnd 2 @ Donington Park GP

Freshdrop BMZRC 250 MZ

RACE 4 - SECTOR ANALYSIS

SECTOR 1 = FL to I1, SECTOR 2 = I1 to FL, DIFF = Difference To Personal Best Lap

P1 75 Peter WOODALL		MZ - Core Projects Ltd				
IDEAL LAP TIME : 1:59.273		BEST LAP TIME : 1:59.273				
		DIFFERENCE : 0.000				
LAP	SECTOR 1	SECTOR 2	LAP TIME	MPH	DIFF	TIME OF DAY
1 -		1:01.846	2:03.374	72.57	4.101	13:03:30.145
2 -	57.652	1:01.621	1:59.273 (1)	75.07		13:05:29.418
3 -	57.739	1:02.074	1:59.813 (2)	74.73	0.540	13:07:29.231
4 -	58.454	1:02.055	2:00.509 (3)	74.30	1.236	13:09:29.740
5 -	58.941	1:02.352	2:01.293	73.82	2.020	13:11:31.033
6 -	58.361	1:02.387	2:00.748	74.15	1.475	13:13:31.781

P2 36 Joe BALDRY		MZ -				
IDEAL LAP TIME : 2:03.466		BEST LAP TIME : 2:03.786				
		DIFFERENCE : 0.320				
LAP	SECTOR 1	SECTOR 2	LAP TIME	MPH	DIFF	TIME OF DAY
1 -		1:03.311	2:07.205	70.39	3.419	13:03:33.976
2 -	1:00.667	1:03.925	2:04.592	71.87	0.806	13:05:38.568
3 -	1:00.155	1:03.808	2:03.963 (2)	72.23	0.177	13:07:42.531
4 -	1:00.580	1:03.574	2:04.154 (3)	72.12	0.368	13:09:46.685
5 -	1:00.185	1:03.601	2:03.786 (1)	72.33		13:11:50.471
6 -	1:00.357	1:04.247	2:04.604	71.86	0.818	13:13:55.075

P3 85 Andrew WALES		MZ - Illuminated Design LTD				
IDEAL LAP TIME : 2:04.175		BEST LAP TIME : 2:04.175				
		DIFFERENCE : 0.000				
LAP	SECTOR 1	SECTOR 2	LAP TIME	MPH	DIFF	TIME OF DAY
1 -		1:04.809	2:08.165	69.86	3.990	13:03:34.936
2 -	1:00.488	1:04.743	2:05.231 (2)	71.50	1.056	13:05:40.167
3 -	59.580	1:04.595	2:04.175 (1)	72.11		13:07:44.342
4 -	1:00.577	1:05.255	2:05.832 (3)	71.16	1.657	13:09:50.174
5 -	1:01.790	1:05.639	2:07.429	70.27	3.254	13:11:57.603
6 -	1:01.145	1:05.590	2:06.735	70.65	2.560	13:14:04.338

P4 22 Simon FINCH		MZ - The Bayard Partnership, ASK Plumbing & Heating				
IDEAL LAP TIME : 2:04.752		BEST LAP TIME : 2:04.752				
		DIFFERENCE : 0.000				
LAP	SECTOR 1	SECTOR 2	LAP TIME	MPH	DIFF	TIME OF DAY
1 -		1:06.312	2:15.189	66.23	10.437	13:03:41.960
2 -	1:01.167	1:04.618	2:05.785	71.18	1.033	13:05:47.745
3 -	1:01.033	1:04.463	2:05.496 (3)	71.35	0.744	13:07:53.241
4 -	1:00.445	1:04.383	2:04.828 (2)	71.73	0.076	13:09:58.069
5 -	1:00.960	1:04.853	2:05.813	71.17	1.061	13:12:03.882
6 -	1:00.441	1:04.311	2:04.752 (1)	71.77		13:14:08.634

P5 9 Gary HOWLETT		MZ - HS Racing				
IDEAL LAP TIME : 2:05.549		BEST LAP TIME : 2:05.635				
		DIFFERENCE : 0.086				
LAP	SECTOR 1	SECTOR 2	LAP TIME	MPH	DIFF	TIME OF DAY
1 -		1:05.132	2:12.011	67.83	6.376	13:03:38.782
2 -	1:01.579	1:05.269	2:06.848	70.59	1.213	13:05:45.630
3 -	1:01.040	1:05.740	2:06.780 (3)	70.62	1.145	13:07:52.410
4 -	1:01.824	1:05.727	2:07.551	70.20	1.916	13:09:59.961
5 -	1:00.766	1:04.869	2:05.635 (1)	71.27		13:12:05.596
6 -	1:01.036	1:04.783	2:05.819 (2)	71.16	0.184	13:14:11.415

P6 44 Robert DESSOY		MZ - Walter Kaaden - Oscilloscopes				
IDEAL LAP TIME : 2:05.185		BEST LAP TIME : 2:06.548				
		DIFFERENCE : 1.363				
LAP	SECTOR 1	SECTOR 2	LAP TIME	MPH	DIFF	TIME OF DAY
1 -		1:04.183	2:07.286 (3)	70.34	0.738	13:03:34.057
2 -	1:10.823	1:05.023	2:15.846	65.91	9.298	13:05:49.903
3 -	1:01.469	1:05.079	2:06.548 (1)	70.75		13:07:56.451
4 -	1:01.531	1:05.327	2:06.858 (2)	70.58	0.310	13:10:03.309
5 -	1:01.002	1:07.014	2:08.016	69.94	1.468	13:12:11.325

Weather / Track : Cloudy / Dry

Donington Park GP
Circuit Length = 2.4873 miles
Start: 13:01 Flag 13:13 End: 13:15

BMCRC - MRO Championships 2016 - Rnd 2 @ Donington Park GP

Freshdrop BMZRC 250 MZ

RACE 4 - SECTOR ANALYSIS

SECTOR 1 = FL to I1, SECTOR 2 = I1 to FL, DIFF = Difference To Personal Best Lap

6 - 1:02.262 1:05.690 2:07.952 69.98 1.404 13:14:19.277

P7 68		Graham GARRIQUES		MZ -		
IDEAL LAP TIME : 2:05.536		BEST LAP TIME : 2:06.089		DIFFERENCE : 0.553		
LAP	SECTOR 1	SECTOR 2	LAP TIME	MPH	DIFF	TIME OF DAY
1 -		1:06.325	2:14.539	66.55	8.450	13:03:41.310
2 -	1:05.704	1:05.027	2:10.731	68.49	4.642	13:05:52.041
3 -	1:00.949	1:06.559	2:07.508 (3)	70.22	1.419	13:07:59.549
4 -	1:02.656	1:05.671	2:08.327	69.77	2.238	13:10:07.876
5 -	1:02.116	1:05.201	2:07.317 (2)	70.33	1.228	13:12:15.193
6 -	1:01.502	1:04.587	2:06.089 (1)	71.01		13:14:21.282

P8 13 R		Ben HAWES		MZ -		
IDEAL LAP TIME : 2:06.807		BEST LAP TIME : 2:07.411		DIFFERENCE : 0.604		
LAP	SECTOR 1	SECTOR 2	LAP TIME	MPH	DIFF	TIME OF DAY
1 -		1:08.040	2:16.606	65.54	9.195	13:03:43.377
2 -	1:02.515	1:07.907	2:10.422	68.65	3.011	13:05:53.799
3 -	1:01.621	1:07.157	2:08.778 (3)	69.53	1.367	13:08:02.577
4 -	1:01.740	1:05.671	2:07.411 (1)	70.28		13:10:09.988
5 -	1:01.136	1:07.132	2:08.268 (2)	69.81	0.857	13:12:18.256
6 -	1:01.864	1:07.756	2:09.620	69.08	2.209	13:14:27.876

P9 43		Daniel BARFORD		MZ - Aspire classics / Kaaden tuning		
IDEAL LAP TIME : 2:07.582		BEST LAP TIME : 2:07.697		DIFFERENCE : 0.115		
LAP	SECTOR 1	SECTOR 2	LAP TIME	MPH	DIFF	TIME OF DAY
1 -		1:06.516	2:14.953	66.35	7.256	13:03:41.724
2 -	1:03.697	1:06.166	2:09.863 (2)	68.95	2.166	13:05:51.587
3 -	1:01.416	1:06.281	2:07.697 (1)	70.12		13:07:59.284
4 -	1:02.948	1:06.942	2:09.890 (3)	68.93	2.193	13:10:09.174
5 -	1:03.171	1:07.655	2:10.826	68.44	3.129	13:12:20.000
6 -	1:04.286	1:07.021	2:11.307	68.19	3.610	13:14:31.307

P10 16 R		David REES		MZ - Myself		
IDEAL LAP TIME : 2:10.230		BEST LAP TIME : 2:10.230		DIFFERENCE : 0.000		
LAP	SECTOR 1	SECTOR 2	LAP TIME	MPH	DIFF	TIME OF DAY
1 -		1:07.275	2:16.769	65.47	6.539	13:03:43.540
2 -	1:05.193	1:07.586	2:12.779	67.43	2.549	13:05:56.319
3 -	1:03.866	1:07.125	2:10.991 (3)	68.35	0.761	13:08:07.310
4 -	1:03.358	1:07.157	2:10.515 (2)	68.60	0.285	13:10:17.825
5 -	1:03.196	1:07.034	2:10.230 (1)	68.75		13:12:28.055
6 -	1:03.854	1:07.796	2:11.650	68.01	1.420	13:14:39.705

P11 20		Christopher WATSON		MZ - Expert Locksmiths Medway		
IDEAL LAP TIME : 2:09.884		BEST LAP TIME : 2:10.036		DIFFERENCE : 0.152		
LAP	SECTOR 1	SECTOR 2	LAP TIME	MPH	DIFF	TIME OF DAY
1 -		1:09.618	2:17.596	65.07	7.560	13:03:44.367
2 -	1:04.749	1:08.709	2:13.458	67.09	3.422	13:05:57.825
3 -	1:04.259	1:07.668	2:11.927	67.87	1.891	13:08:09.752
4 -	1:03.906	1:07.525	2:11.431 (3)	68.13	1.395	13:10:21.183
5 -	1:03.059	1:07.282	2:10.341 (2)	68.70	0.305	13:12:31.524
6 -	1:03.211	1:06.825	2:10.036 (1)	68.86		13:14:41.560

P12 55		Marek WIECKOWSKI		MZ - BC Racing		
IDEAL LAP TIME : 2:10.435		BEST LAP TIME : 2:10.751		DIFFERENCE : 0.316		
LAP	SECTOR 1	SECTOR 2	LAP TIME	MPH	DIFF	TIME OF DAY
1 -		1:07.066	2:17.958	64.90	7.207	13:03:44.729
2 -	1:04.780	1:08.507	2:13.287	67.18	2.536	13:05:58.016
3 -	1:04.285	1:06.466	2:10.751 (1)	68.48		13:08:08.767

Weather / Track : Cloudy / Dry

Donington Park GP
Circuit Length = 2.4873 miles
Start: 13:01 Flag 13:13 End: 13:15

BMCRC - MRO Championships 2016 - Rnd 2 @ Donington Park GP

Freshdrop BMZRC 250 MZ

RACE 4 - SECTOR ANALYSIS

SECTOR 1 = FL to I1, SECTOR 2 = I1 to FL, DIFF = Difference To Personal Best Lap

4 -	1:04.530	1:08.198	2:12.728	67.46	1.977	13:10:21.495
5 -	1:03.969	1:08.142	2:12.111 (2)	67.77	1.360	13:12:33.606
6 -	1:04.884	1:07.241	2:12.125 (3)	67.77	1.374	13:14:45.731

P13	65 R	Konrad BREESE	MZ -			
IDEAL LAP TIME : 2:10.478		BEST LAP TIME : 2:10.678	DIFFERENCE : 0.200			
LAP	SECTOR 1	SECTOR 2	LAP TIME	MPH	DIFF	TIME OF DAY
1 -		1:07.458	2:19.308	64.27	8.630	13:03:46.079
2 -	1:03.801	1:08.184	2:11.985 (3)	67.84	1.307	13:05:58.064
3 -	1:05.172	1:07.327	2:12.499	67.58	1.821	13:08:10.563
4 -	1:03.552	1:07.875	2:11.427 (2)	68.13	0.749	13:10:21.990
5 -	1:03.151	1:07.527	2:10.678 (1)	68.52		13:12:32.668
6 -	1:05.487	1:08.017	2:13.504	67.07	2.826	13:14:46.172

P14	66	Mark VINCENT	MZ - Putoline			
IDEAL LAP TIME : 2:11.877		BEST LAP TIME : 2:11.877	DIFFERENCE : 0.000			
LAP	SECTOR 1	SECTOR 2	LAP TIME	MPH	DIFF	TIME OF DAY
1 -		1:10.992	2:23.693	62.31	11.816	13:03:50.464
2 -	1:06.135	1:09.327	2:15.462	66.10	3.585	13:06:05.926
3 -	1:04.941	1:09.452	2:14.393 (3)	66.62	2.516	13:08:20.319
4 -	1:06.246	1:09.297	2:15.543	66.06	3.666	13:10:35.862
5 -	1:04.362	1:09.191	2:13.553 (2)	67.04	1.676	13:12:49.415
6 -	1:03.757	1:08.120	2:11.877 (1)	67.90		13:15:01.292

P15	3	Max MAUD	MZ -			
IDEAL LAP TIME : 2:12.037		BEST LAP TIME : 2:12.987	DIFFERENCE : 0.950			
LAP	SECTOR 1	SECTOR 2	LAP TIME	MPH	DIFF	TIME OF DAY
1 -		1:11.476	2:24.552	61.94	11.565	13:03:51.323
2 -	1:06.008	1:08.805	2:14.813	66.42	1.826	13:06:06.136
3 -	1:04.601	1:09.944	2:14.545 (3)	66.55	1.558	13:08:20.681
4 -	1:05.691	1:08.896	2:14.587	66.53	1.600	13:10:35.268
5 -	1:04.694	1:08.456	2:13.150 (2)	67.25	0.163	13:12:48.418
6 -	1:05.551	1:07.436	2:12.987 (1)	67.33		13:15:01.405

P16	23 R	Brian SKINNER	MZ - ASK Plumbing & Heating Centre Ltd			
IDEAL LAP TIME : 2:13.859		BEST LAP TIME : 2:13.870	DIFFERENCE : 0.011			
LAP	SECTOR 1	SECTOR 2	LAP TIME	MPH	DIFF	TIME OF DAY
1 -		1:10.339	2:22.984	62.62	9.114	13:03:49.755
2 -	1:07.854	1:10.055	2:17.909	64.93	4.039	13:06:07.664
3 -	1:05.680	1:09.851	2:15.531 (3)	66.06	1.661	13:08:23.195
4 -	1:05.802	1:10.426	2:16.228	65.73	2.358	13:10:39.423
5 -	1:05.314	1:08.556	2:13.870 (1)	66.88		13:12:53.293
6 -	1:05.303	1:08.634	2:13.937 (2)	66.85	0.067	13:15:07.230

P17	7	David PATERSON	MZ - arnold self drive			
IDEAL LAP TIME : 2:13.783		BEST LAP TIME : 2:14.505	DIFFERENCE : 0.722			
LAP	SECTOR 1	SECTOR 2	LAP TIME	MPH	DIFF	TIME OF DAY
1 -		1:11.635	2:30.836	59.36	16.331	13:03:57.607
2 -	1:07.641	1:08.539	2:16.180	65.75	1.675	13:06:13.787
3 -	1:06.274	1:08.744	2:15.018 (3)	66.32	0.513	13:08:28.805
4 -	1:06.768	1:09.324	2:16.092	65.79	1.587	13:10:44.897
5 -	1:06.390	1:08.254	2:14.644 (2)	66.50	0.139	13:12:59.541
6 -	1:05.529	1:08.976	2:14.505 (1)	66.57		13:15:14.046

P18	14	Mick PENNELL	MZ - S.W. Cannon Motorcycles			
IDEAL LAP TIME : 2:15.711		BEST LAP TIME : 2:16.124	DIFFERENCE : 0.413			
LAP	SECTOR 1	SECTOR 2	LAP TIME	MPH	DIFF	TIME OF DAY
1 -		1:11.596	2:25.559	61.51	9.435	13:03:52.330

Weather / Track : Cloudy / Dry

Donington Park GP
Circuit Length = 2.4873 miles
Start: 13:01 Flag 13:13 End: 13:15

BMCRC - MRO Championships 2016 - Rnd 2 @ Donington Park GP

Freshdrop BMZRC 250 MZ

RACE 4 - SECTOR ANALYSIS

SECTOR 1 = FL to I1, SECTOR 2 = I1 to FL, DIFF = Difference To Personal Best Lap

2 -	1:07.051	1:11.176	2:18.227	64.78	2.103	13:06:10.557
3 -	1:06.562	1:11.409	2:17.971 (3)	64.90	1.847	13:08:28.528
4 -	1:07.864	1:12.031	2:19.895	64.00	3.771	13:10:48.423
5 -	1:06.621	1:10.327	2:16.948 (2)	65.38	0.824	13:13:05.371
6 -	1:05.384	1:10.740	2:16.124 (1)	65.78		13:15:21.495

P19 25 R Christopher CHADDERTON		MZ -				
IDEAL LAP TIME : 2:33.137		BEST LAP TIME : 2:33.137				
		DIFFERENCE : 0.000				
LAP	SECTOR 1	SECTOR 2	LAP TIME	MPH	DIFF	TIME OF DAY

1 -		1:23.947	2:50.109	52.63	16.972	13:04:16.880
2 -	1:16.712	1:23.506	2:40.218 (3)	55.88	7.081	13:06:57.098
3 -	1:18.679	1:24.424	2:43.103	54.90	9.966	13:09:40.201
4 -	1:17.473	1:20.886	2:38.359 (2)	56.54	5.222	13:12:18.560
5 -	1:14.300	1:18.837	2:33.137 (1)	58.47		13:14:51.697

P20 63 R Keith BADGER		MZ -				
IDEAL LAP TIME : 2:08.972		BEST LAP TIME : 2:08.972				
		DIFFERENCE : 0.000				
LAP	SECTOR 1	SECTOR 2	LAP TIME	MPH	DIFF	TIME OF DAY

1 -		1:08.112	2:18.508 (3)	64.64	9.536	13:03:45.279
2 -	1:04.031	1:07.113	2:11.144 (2)	68.27	2.172	13:05:56.423
3 -	1:02.392	1:06.580	2:08.972 (1)	69.42		13:08:05.395

P21 30 Malcolm HOWELL		MZ -				
IDEAL LAP TIME : 2:18.450		BEST LAP TIME : 2:18.985				
		DIFFERENCE : 0.535				
LAP	SECTOR 1	SECTOR 2	LAP TIME	MPH	DIFF	TIME OF DAY

1 -		1:11.795	2:25.376 (2)	61.59	6.391	13:03:52.147
2 -	1:06.655	1:12.330	2:18.985 (1)	64.42		13:06:11.132
3 -	1:14.242	IN PIT	2:45.440 P	54.12	26.455	13:08:56.572

P22 114 Ryan ANDERSON		MZ - Dean Carpentry				
IDEAL LAP TIME : 2:06.282		BEST LAP TIME : 2:06.632				
		DIFFERENCE : 0.350				
LAP	SECTOR 1	SECTOR 2	LAP TIME	MPH	DIFF	TIME OF DAY

1 -		1:04.337	2:10.831 (2)	68.44	4.199	13:03:37.602
2 -	1:01.945	1:04.687	2:06.632 (1)	70.71		13:05:44.234

BMCRC - MRO Championships 2016 - Rnd 2 @ Donington Park GP

Freshdrop BMZRC 250 MZ

RACE 4 - BEST SECTORS

SECTOR 1			SECTOR 2			IDEAL / BEST COMPARISON						
POS	NO	NAME	TIME	NO	NAME	TIME	POS	NO	NAME	IDEAL	BEST	DIFF
									PERFECT LAP	1:59.273		
1	75	WOODALL	57.652	75	WOODALL	1:01.621	1	75	WOODALL	1:59.273	1:59.273	0.000
2	85	WALES	59.580	36	BALDRY	1:03.311	2	36	BALDRY	2:03.466	2:03.786	0.320
3	36	BALDRY	1:00.155	44	DESSOY	1:04.183	3	85	WALES	2:04.175	2:04.175	0.000
4	22	FINCH	1:00.441	22	FINCH	1:04.311	4	22	FINCH	2:04.752	2:04.752	0.000
5	9	HOWLETT	1:00.766	114	ANDERSON	1:04.337	5	44	DESSOY	2:05.185	2:06.548	1.363
6	68	GARRIQUES	1:00.949	68	GARRIQUES	1:04.587	6	68	GARRIQUES	2:05.536	2:06.089	0.553
7	44	DESSOY	1:01.002	85	WALES	1:04.595	7	9	HOWLETT	2:05.549	2:05.635	0.086
8	13	HAWES	1:01.136	9	HOWLETT	1:04.783	8	114	ANDERSON	2:06.282	2:06.632	0.350
9	43	BARFORD	1:01.416	13	HAWES	1:05.671	9	13	HAWES	2:06.807	2:07.411	0.604
10	114	ANDERSON	1:01.945	43	BARFORD	1:06.166	10	43	BARFORD	2:07.582	2:07.697	0.115
11	63	BADGER	1:02.392	55	WIECKOWSKI	1:06.466	11	63	BADGER	2:08.972	2:08.972	0.000
12	20	WATSON	1:03.059	63	BADGER	1:06.580	12	20	WATSON	2:09.884	2:10.036	0.152
13	65	BREESE	1:03.151	20	WATSON	1:06.825	13	16	REES	2:10.230	2:10.230	0.000
14	16	REES	1:03.196	16	REES	1:07.034	14	55	WIECKOWSKI	2:10.435	2:10.751	0.316
15	66	VINCENT	1:03.757	65	BREESE	1:07.327	15	65	BREESE	2:10.478	2:10.678	0.200
16	55	WIECKOWSKI	1:03.969	3	MAUD	1:07.436	16	66	VINCENT	2:11.877	2:11.877	0.000
17	3	MAUD	1:04.601	66	VINCENT	1:08.120	17	3	MAUD	2:12.037	2:12.987	0.950
18	23	SKINNER	1:05.303	7	PATERSON	1:08.254	18	7	PATERSON	2:13.783	2:14.505	0.722
19	14	PENNELL	1:05.384	23	SKINNER	1:08.556	19	23	SKINNER	2:13.859	2:13.870	0.011
20	7	PATERSON	1:05.529	14	PENNELL	1:10.327	20	14	PENNELL	2:15.711	2:16.124	0.413
21	30	HOWELL	1:06.655	30	HOWELL	1:11.795	21	30	HOWELL	2:18.450	2:18.985	0.535
22	25	CHADDERTON	1:14.300	25	CHADDERTON	1:18.837	22	25	CHADDERTON	2:33.137	2:33.137	0.000
23												

Weather / Track : Cloudy / Dry

Results can be found at www.tsl-timing.com

Donington Park GP

Circuit Length = 2.4873 miles

Start: 13:01 Flag 13:13 End: 13:15

Printed - 13:16 Saturday, 09 April 2016

BMCRC - MRO Championships 2016 - Rnd 2 @ Donington Park GP

Freshdrop BMZRC 250 MZ

RACE 4 - CLASSIFICATION - AMENDED

POS	NO	CL	PIC NAME	ENTRY	LAPS	TIME	GAP	DIFF	MPH	BEST	ON
1	75		Peter WOODALL	MZ - Core Projects Ltd	4	8:04.639			73.62	2:00.196	3
2	95		Christopher ROGERS	MZ - CB Racing	4	8:11.243	6.604	6.604	72.63	2:01.423	3
3	36		Joe BALDRY	MZ -	4	8:20.081	15.442	8.838	71.35	2:03.133	3
4	44		Robert DESSOY	MZ - Walter Kaaden - Oscilloscopes	4	8:21.152	16.513	1.071	71.19	2:03.869	4
5	85		Andrew WALES	MZ - Illuminated Design LTD	4	8:21.702	17.063	0.550	71.12	2:03.864	3
6	22		Simon FINCH	MZ - The Bayard Partnership, ASK Plumbing & Hez	4	8:24.244	19.605	2.542	70.76	2:04.025	2
7	9		Gary HOWLETT	MZ - HS Racing	4	8:29.078	24.439	4.834	70.09	2:05.741	4
8	62		Nicholas BETTRIDGE	MZ - Kaaden tuning	4	8:40.970	36.331	11.892	68.49	2:07.495	4
9	13	R	Ben HAWES	MZ -	4	8:41.452	36.813	0.482	68.42	2:08.742	2
10	20		Christopher WATSON	MZ - Expert Locksmiths Medway	4	8:44.756	40.117	3.304	67.99	2:09.200	4
11	43		Daniel BARFORD	MZ - Aspire classics / Kaaden tuning	4	8:45.146	40.507	0.390	67.94	2:09.125	4
12	90		Peter THORNE	MZ - Aspire Classic Restorations	4	8:53.131	48.492	7.985	66.92	2:09.763	3
13	65	R	Konrad BREESE	MZ -	4	8:54.563	49.924	1.432	66.74	2:11.552	3
14	23	R	Brian SKINNER	MZ - ASK Plumbing & Heating Centre Ltd	4	8:57.001	52.362	2.438	66.44	2:11.441	4
15	66		Mark VINCENT	MZ - Putoline	4	9:06.060	1:01.421	9.059	65.34	2:14.483	3
16	15		Andy MOFFAT	MZ - gills office	4	9:06.291	1:01.652	0.231	65.31	2:12.979	3
17	3		Max MAUD	MZ -	4	9:06.670	1:02.031	0.379	65.27	2:12.324	3
18	72		Jack COX	MZ - New Street Motorcycles	4	9:11.977	1:07.338	5.307	64.64	2:15.097	3
19	16	R	David REES	MZ - Myself	3	6:34.880	1 Lap	1 Lap	67.68	2:08.936	3
20	63	R	Keith BADGER	MZ -	3	7:03.160	1 Lap	28.280	63.16	2:18.487	3
21	25	R	Christopher CHADDERTON	MZ -	3	8:13.832	1 Lap	1:10.672	54.12	2:42.878	2

NOT CLASSIFIED

DNF	7		David PATERSON	MZ - arnold self drive	3	6:45.449	1 Lap		65.91	2:12.922	2
DNF	55*		Marek WIECKOWSKI	MZ - BC Racing	3	6:47.498	1 Lap	2.049	65.58	2:14.316	3
DNF	14		Mick PENNELL	MZ - S.W. Cannon Motorcycles	1	2:22.352	3 Laps	2 Laps	61.94	2:22.352	1
DNF	30		Malcolm HOWELL	MZ -	0						
DNF	68		Graham GARRIQUES	MZ -	0						
DNF	114		Ryan ANDERSON	MZ - Dean Carpentry	0						

FASTEST LAP

75			Peter WOODALL	MZ - Core Projects Ltd	3	2:00.196		74.49 mph		119.89 kph	
13	R		Ben HAWES	MZ -	2	2:08.742		69.55 mph		111.93 kph	

* BIKE #16 - NOW CLASSIFIED.

* BIKE #55 - NO TRANSPONDER, PLEASE FIX FOR RACE 2

Class - 90% of Race Speed = 66.25 mph

Class R - 90% of Race Speed = 61.57 mph

Donington Park GP

Circuit Length = 2.4873 miles

Start: 10:54 Flag 11:02 End: 11:07

Weather / Track : Cloudy / Dry

These results are provisional until the conclusion of any judicial and technical matters.

Clerk Of Course :	Timekeeper :
-------------------	--------------

Results can be found at www.tsl-timing.com

Printed - 11:58 Sunday, 10 April 2016



BMCRC - MRO Championships 2016 - Rnd 2 @ Donington Park GP

Freshdrop BMZRC 250 MZ

RACE 4 - LAP CHART

LAP 1 @ 10:56:39.655

NO	BEHIND	LAP TIME
75		2:03.469
95	2.909	2:06.378
44	4.302	2:07.771
22	4.494	2:07.963
36	5.024	2:08.493
85	5.453	2:08.922
9	7.386	2:10.855
43	10.337	2:13.806
13	10.641	2:14.110
20	11.818	2:15.287
16	11.891	2:15.360
62	13.458	2:16.927
65	13.947	2:17.416
7	14.578	2:18.047
55	15.325	2:18.794
15	17.099	2:20.568
23	17.190	2:20.659
90	17.611	2:21.080
66	17.877	2:21.346
3	18.084	2:21.553
14	18.883	2:22.352
72	20.656	2:24.125
63	22.681	2:26.150
25	43.507	2:46.976

LAP 2 @ 10:58:40.090

NO	BEHIND	LAP TIME
75		2:00.435
95	4.431	2:01.957
22	8.084	2:04.025
44	8.665	2:04.798
36	8.788	2:04.199
85	9.831	2:04.813
9	13.166	2:06.215
13	18.948	2:08.742
43	20.752	2:10.850
62	21.206	2:08.183
20	21.897	2:10.514
16	22.040	2:10.584
65	25.367	2:11.855
7	27.065	2:12.922
90	28.666	2:11.490
55	29.278	2:14.388
23	29.747	2:12.992
66	32.322	2:14.880
3	32.364	2:14.715
15	32.974	2:16.310
72	36.797	2:16.576
63	40.769	2:18.523
25	1:25.950	2:42.878

LAP 3 @ 11:00:40.286

NO	BEHIND	LAP TIME
75		2:00.196
95	5.658	2:01.423
36	11.725	2:03.133
22	12.819	2:04.931
44	13.183	2:04.714
85	13.499	2:03.864
9	19.237	2:06.267
13	27.759	2:09.007

62	29.375	2:08.365
16	30.780	2:08.936
20	31.456	2:09.755
43	31.921	2:11.365
65	36.723	2:11.552
90	38.233	2:09.763
7	41.349	2:14.480
23	41.460	2:11.909
55	43.398	2:14.316
3	44.492	2:12.324
15	45.757	2:12.979
66	46.609	2:14.483
72	51.698	2:15.097
63	59.060	2:18.487

LAP 4 @ 11:02:40.825

NO	BEHIND	LAP TIME
75		2:00.539
95	6.604	2:01.485
25	1 Lap	2:43.978
36	15.442	2:04.256
44	16.513	2:03.869
85	17.063	2:04.103
22	19.605	2:07.325
9	24.439	2:05.741
62	36.331	2:07.495
13	36.813	2:09.593
20	40.117	2:09.200
43	40.507	2:09.125
90	48.492	2:10.798
65	49.924	2:13.740
23	52.362	2:11.441
66	1:01.421	2:15.351
15	1:01.652	2:16.434
3	1:02.031	2:18.078
72	1:07.338	2:16.179

Weather / Track : Cloudy / Dry

Results can be found at www.tsl-timing.com

Donington Park GP
Circuit Length = 2.4873 miles
Start: 10:54 Flag 11:02 End: 11:05

Printed - 11:13 Sunday, 10 April 2016

BMCRC - MRO Championships 2016 - Rnd 2 @ Donington Park GP

Freshdrop BMZRC 250 MZ

RACE 4 - SECTOR ANALYSIS

SECTOR 1 = FL to I1, SECTOR 2 = I1 to FL, DIFF = Difference To Personal Best Lap

P1 75		Peter WOODALL		MZ - Core Projects Ltd		
IDEAL LAP TIME : 1:59.988		BEST LAP TIME : 2:00.196		DIFFERENCE : 0.208		
LAP	SECTOR 1	SECTOR 2	LAP TIME	MPH	DIFF	TIME OF DAY
1 -		1:01.184	2:03.469	72.52	3.273	10:56:39.655
2 -	59.145	1:01.290	2:00.435 (2)	74.35	0.239	10:58:40.090
3 -	59.074	1:01.122	2:00.196 (1)	74.49		11:00:40.286
4 -	58.866	1:01.673	2:00.539 (3)	74.28	0.343	11:02:40.825

P2 95		Christopher ROGERS		MZ - CB Racing		
IDEAL LAP TIME : 2:00.971		BEST LAP TIME : 2:01.423		DIFFERENCE : 0.452		
LAP	SECTOR 1	SECTOR 2	LAP TIME	MPH	DIFF	TIME OF DAY
1 -		1:01.243	2:06.378	70.85	4.955	10:56:42.564
2 -	59.777	1:02.180	2:01.957 (3)	73.42	0.534	10:58:44.521
3 -	59.819	1:01.604	2:01.423 (1)	73.74		11:00:45.944
4 -	59.728	1:01.757	2:01.485 (2)	73.70	0.062	11:02:47.429

P3 36		Joe BALDRY		MZ -		
IDEAL LAP TIME : 2:03.133		BEST LAP TIME : 2:03.133		DIFFERENCE : 0.000		
LAP	SECTOR 1	SECTOR 2	LAP TIME	MPH	DIFF	TIME OF DAY
1 -		1:04.989	2:08.493	69.68	5.360	10:56:44.679
2 -	1:00.907	1:03.292	2:04.199 (2)	72.09	1.066	10:58:48.878
3 -	1:00.312	1:02.821	2:03.133 (1)	72.72		11:00:52.011
4 -	1:01.371	1:02.885	2:04.256 (3)	72.06	1.123	11:02:56.267

P4 44		Robert DESSOY		MZ - Walter Kaaden - Oscilloscopes		
IDEAL LAP TIME : 2:03.869		BEST LAP TIME : 2:03.869		DIFFERENCE : 0.000		
LAP	SECTOR 1	SECTOR 2	LAP TIME	MPH	DIFF	TIME OF DAY
1 -		1:03.646	2:07.771	70.08	3.902	10:56:43.957
2 -	1:01.589	1:03.209	2:04.798 (3)	71.75	0.929	10:58:48.755
3 -	1:01.358	1:03.356	2:04.714 (2)	71.79	0.845	11:00:53.469
4 -	1:00.729	1:03.140	2:03.869 (1)	72.28		11:02:57.338

P5 85		Andrew WALES		MZ - Illuminated Design LTD		
IDEAL LAP TIME : 2:03.641		BEST LAP TIME : 2:03.864		DIFFERENCE : 0.223		
LAP	SECTOR 1	SECTOR 2	LAP TIME	MPH	DIFF	TIME OF DAY
1 -		1:04.334	2:08.922	69.45	5.058	10:56:45.108
2 -	1:01.033	1:03.780	2:04.813 (3)	71.74	0.949	10:58:49.921
3 -	1:00.825	1:03.039	2:03.864 (1)	72.29		11:00:53.785
4 -	1:00.602	1:03.501	2:04.103 (2)	72.15	0.239	11:02:57.888

P6 22		Simon FINCH		MZ - The Bayard Partnership, ASK Plumbing & Heating		
IDEAL LAP TIME : 2:03.683		BEST LAP TIME : 2:04.025		DIFFERENCE : 0.342		
LAP	SECTOR 1	SECTOR 2	LAP TIME	MPH	DIFF	TIME OF DAY
1 -		1:03.654	2:07.963	69.97	3.938	10:56:44.149
2 -	1:00.358	1:03.667	2:04.025 (1)	72.19		10:58:48.174
3 -	1:01.606	1:03.325	2:04.931 (2)	71.67	0.906	11:00:53.105
4 -	1:00.698	1:06.627	2:07.325 (3)	70.32	3.300	11:03:00.430

P7 9		Gary HOWLETT		MZ - HS Racing		
IDEAL LAP TIME : 2:05.741		BEST LAP TIME : 2:05.741		DIFFERENCE : 0.000		
LAP	SECTOR 1	SECTOR 2	LAP TIME	MPH	DIFF	TIME OF DAY
1 -		1:05.099	2:10.855	68.42	5.114	10:56:47.041
2 -	1:01.484	1:04.731	2:06.215 (2)	70.94	0.474	10:58:53.256
3 -	1:01.424	1:04.843	2:06.267 (3)	70.91	0.526	11:00:59.523
4 -	1:01.171	1:04.570	2:05.741 (1)	71.21		11:03:05.264

Weather / Track : Cloudy / Dry

Donington Park GP
Circuit Length = 2.4873 miles
Start: 10:54 Flag 11:02 End: 11:05

BMCRC - MRO Championships 2016 - Rnd 2 @ Donington Park GP

Freshdrop BMZRC 250 MZ

RACE 4 - SECTOR ANALYSIS

SECTOR 1 = FL to I1, SECTOR 2 = I1 to FL, DIFF = Difference To Personal Best Lap

P8 62		Nicholas BETTRIDGE		MZ - Kaaden tuning		
IDEAL LAP TIME : 2:07.421		BEST LAP TIME : 2:07.495		DIFFERENCE : 0.074		
LAP	SECTOR 1	SECTOR 2	LAP TIME	MPH	DIFF	TIME OF DAY
1 -		1:05.829	2:16.927	65.39	9.432	10:56:53.113
2 -	1:03.217	1:04.966	2:08.183 (2)	69.85	0.688	10:59:01.296
3 -	1:03.475	1:04.890	2:08.365 (3)	69.75	0.870	11:01:09.661
4 -	1:03.291	1:04.204	2:07.495 (1)	70.23		11:03:17.156

P9 13 R		Ben HAWES		MZ -		
IDEAL LAP TIME : 2:08.231		BEST LAP TIME : 2:08.742		DIFFERENCE : 0.511		
LAP	SECTOR 1	SECTOR 2	LAP TIME	MPH	DIFF	TIME OF DAY
1 -		1:05.155	2:14.110	66.76	5.368	10:56:50.296
2 -	1:03.566	1:05.176	2:08.742 (1)	69.55		10:58:59.038
3 -	1:03.660	1:05.347	2:09.007 (2)	69.41	0.265	11:01:08.045
4 -	1:03.076	1:06.517	2:09.593 (3)	69.09	0.851	11:03:17.638

P10 20		Christopher WATSON		MZ - Expert Locksmiths Medway		
IDEAL LAP TIME : 2:09.200		BEST LAP TIME : 2:09.200		DIFFERENCE : 0.000		
LAP	SECTOR 1	SECTOR 2	LAP TIME	MPH	DIFF	TIME OF DAY
1 -		1:06.436	2:15.287	66.18	6.087	10:56:51.473
2 -	1:04.394	1:06.120	2:10.514 (3)	68.60	1.314	10:59:01.987
3 -	1:03.980	1:05.775	2:09.755 (2)	69.01	0.555	11:01:11.742
4 -	1:03.508	1:05.692	2:09.200 (1)	69.30		11:03:20.942

P11 43		Daniel BARFORD		MZ - Aspire classics / Kaaden tuning		
IDEAL LAP TIME : 2:09.064		BEST LAP TIME : 2:09.125		DIFFERENCE : 0.061		
LAP	SECTOR 1	SECTOR 2	LAP TIME	MPH	DIFF	TIME OF DAY
1 -		1:06.154	2:13.806	66.92	4.681	10:56:49.992
2 -	1:04.818	1:06.032	2:10.850 (2)	68.43	1.725	10:59:00.842
3 -	1:05.784	1:05.581	2:11.365 (3)	68.16	2.240	11:01:12.207
4 -	1:03.483	1:05.642	2:09.125 (1)	69.34		11:03:21.332

P12 90		Peter THORNE		MZ - Aspire Classic Restorations		
IDEAL LAP TIME : 2:09.225		BEST LAP TIME : 2:09.763		DIFFERENCE : 0.538		
LAP	SECTOR 1	SECTOR 2	LAP TIME	MPH	DIFF	TIME OF DAY
1 -		1:08.059	2:21.080	63.47	11.317	10:56:57.266
2 -	1:04.626	1:06.864	2:11.490 (3)	68.09	1.727	10:59:08.756
3 -	1:03.980	1:05.783	2:09.763 (1)	69.00		11:01:18.519
4 -	1:03.442	1:07.356	2:10.798 (2)	68.46	1.035	11:03:29.317

P13 65 R		Konrad BREESE		MZ -		
IDEAL LAP TIME : 2:11.552		BEST LAP TIME : 2:11.552		DIFFERENCE : 0.000		
LAP	SECTOR 1	SECTOR 2	LAP TIME	MPH	DIFF	TIME OF DAY
1 -		1:07.383	2:17.416	65.16	5.864	10:56:53.602
2 -	1:04.767	1:07.088	2:11.855 (2)	67.91	0.303	10:59:05.457
3 -	1:04.623	1:06.929	2:11.552 (1)	68.06		11:01:17.009
4 -	1:04.702	1:09.038	2:13.740 (3)	66.95	2.188	11:03:30.749

P14 23 R		Brian SKINNER		MZ - ASK Plumbing & Heating Centre Ltd		
IDEAL LAP TIME : 2:11.441		BEST LAP TIME : 2:11.441		DIFFERENCE : 0.000		
LAP	SECTOR 1	SECTOR 2	LAP TIME	MPH	DIFF	TIME OF DAY
1 -		1:07.445	2:20.659	63.66	9.218	10:56:56.845
2 -	1:05.781	1:07.211	2:12.992 (3)	67.33	1.551	10:59:09.837
3 -	1:04.698	1:07.211	2:11.909 (2)	67.88	0.468	11:01:21.746
4 -	1:04.549	1:06.892	2:11.441 (1)	68.12		11:03:33.187

Weather / Track : Cloudy / Dry

Donington Park GP
Circuit Length = 2.4873 miles
Start: 10:54 Flag 11:02 End: 11:05

BMCRC - MRO Championships 2016 - Rnd 2 @ Donington Park GP

Freshdrop BMZRC 250 MZ

RACE 4 - SECTOR ANALYSIS

SECTOR 1 = FL to I1, SECTOR 2 = I1 to FL, DIFF = Difference To Personal Best Lap

P15	66	Mark VINCENT	MZ - Putoline			
IDEAL LAP TIME : 2:13.274		BEST LAP TIME : 2:14.483	DIFFERENCE : 1.209			
LAP	SECTOR 1	SECTOR 2	LAP TIME	MPH	DIFF	TIME OF DAY
1 -		1:09.069	2:21.346	63.35	6.863	10:56:57.532
2 -	1:06.593	1:08.287	2:14.880 (2)	66.38	0.397	10:59:12.412
3 -	1:05.715	1:08.768	2:14.483 (1)	66.58		11:01:26.895
4 -	1:04.987	1:10.364	2:15.351 (3)	66.15	0.868	11:03:42.246
P16	15	Andy MOFFAT	MZ - gills office			
IDEAL LAP TIME : 2:12.979		BEST LAP TIME : 2:12.979	DIFFERENCE : 0.000			
LAP	SECTOR 1	SECTOR 2	LAP TIME	MPH	DIFF	TIME OF DAY
1 -		1:09.083	2:20.568	63.70	7.589	10:56:56.754
2 -	1:07.187	1:09.123	2:16.310 (2)	65.69	3.331	10:59:13.064
3 -	1:05.146	1:07.833	2:12.979 (1)	67.33		11:01:26.043
4 -	1:05.160	1:11.274	2:16.434 (3)	65.63	3.455	11:03:42.477
P17	3	Max MAUD	MZ -			
IDEAL LAP TIME : 2:12.144		BEST LAP TIME : 2:12.324	DIFFERENCE : 0.180			
LAP	SECTOR 1	SECTOR 2	LAP TIME	MPH	DIFF	TIME OF DAY
1 -		1:07.592	2:21.553	63.25	9.229	10:56:57.739
2 -	1:07.023	1:07.692	2:14.715 (2)	66.46	2.391	10:59:12.454
3 -	1:05.118	1:07.206	2:12.324 (1)	67.67		11:01:24.778
4 -	1:04.938	1:13.140	2:18.078 (3)	64.85	5.754	11:03:42.856
P18	72	Jack COX	MZ - New Street Motorcycles			
IDEAL LAP TIME : 2:15.097		BEST LAP TIME : 2:15.097	DIFFERENCE : 0.000			
LAP	SECTOR 1	SECTOR 2	LAP TIME	MPH	DIFF	TIME OF DAY
1 -		1:09.440	2:24.125	62.12	9.028	10:57:00.311
2 -	1:06.875	1:09.701	2:16.576 (3)	65.56	1.479	10:59:16.887
3 -	1:06.667	1:08.430	2:15.097 (1)	66.28		11:01:31.984
4 -	1:06.751	1:09.428	2:16.179 (2)	65.75	1.082	11:03:48.163
P19	63 R	Keith BADGER	MZ -			
IDEAL LAP TIME : 2:17.990		BEST LAP TIME : 2:18.487	DIFFERENCE : 0.497			
LAP	SECTOR 1	SECTOR 2	LAP TIME	MPH	DIFF	TIME OF DAY
1 -		1:10.704	2:26.150 (3)	61.26	7.663	10:57:02.336
2 -	1:08.191	1:10.332	2:18.523 (2)	64.64	0.036	10:59:20.859
3 -	1:07.887	1:10.600	2:18.487 (1)	64.65		11:01:39.346
P20	25 R	Christopher CHADDERTON	MZ -			
IDEAL LAP TIME : 2:42.878		BEST LAP TIME : 2:42.878	DIFFERENCE : 0.000			
LAP	SECTOR 1	SECTOR 2	LAP TIME	MPH	DIFF	TIME OF DAY
1 -		1:23.617	2:46.976 (3)	53.62	4.098	10:57:23.162
2 -	1:19.496	1:23.382	2:42.878 (1)	54.97		11:00:06.040
3 -	1:20.513	1:23.465	2:43.978 (2)	54.60	1.100	11:02:50.018
P21	16 R	David REES	MZ - Myself			
IDEAL LAP TIME : 2:08.736		BEST LAP TIME : 2:08.936	DIFFERENCE : 0.200			
LAP	SECTOR 1	SECTOR 2	LAP TIME	MPH	DIFF	TIME OF DAY
1 -		1:06.000	2:15.360 (3)	66.15	6.424	10:56:51.546
2 -	1:05.433	1:05.151	2:10.584 (2)	68.57	1.648	10:59:02.130
3 -	1:03.585	1:05.351	2:08.936 (1)	69.44		11:01:11.066

Weather / Track : Cloudy / Dry

Donington Park GP
Circuit Length = 2.4873 miles
Start: 10:54 Flag 11:02 End: 11:05

BMCRC - MRO Championships 2016 - Rnd 2 @ Donington Park GP

Freshdrop BMZRC 250 MZ

RACE 4 - SECTOR ANALYSIS

SECTOR 1 = FL to I1, SECTOR 2 = I1 to FL, DIFF = Difference To Personal Best Lap

P22 7		David PATERSON		MZ - arnold self drive		
IDEAL LAP TIME : 2:12.787		BEST LAP TIME : 2:12.922		DIFFERENCE : 0.135		
LAP	SECTOR 1	SECTOR 2	LAP TIME	MPH	DIFF	TIME OF DAY
1 -		1:06.930	2:18.047 (3)	64.86	5.125	10:56:54.233
2 -	1:05.857	1:07.065	2:12.922 (1)	67.36		10:59:07.155
3 -	1:06.673	1:07.807	2:14.480 (2)	66.58	1.558	11:01:21.635

P23 55		Marek WIECKOWSKI		MZ - BC Racing		
IDEAL LAP TIME :		BEST LAP TIME : 2:14.316		DIFFERENCE :		
LAP	SECTOR 1	SECTOR 2	LAP TIME	MPH	DIFF	TIME OF DAY
1 -			2:18.794 (3)	64.51	4.478	10:56:54.980
2 -			2:14.388 (2)	66.63	0.072	10:59:09.368
3 -			2:14.316 (1)	66.66		11:01:23.684

P24 14		Mick PENNELL		MZ - S.W. Cannon Motorcycles		
IDEAL LAP TIME :		BEST LAP TIME : 2:22.352		DIFFERENCE :		
LAP	SECTOR 1	SECTOR 2	LAP TIME	MPH	DIFF	TIME OF DAY
1 -		1:09.518	2:22.352 (1)	62.90		10:56:58.538

BMCRC - MRO Championships 2016 - Rnd 2 @ Donington Park GP

Freshdrop BMZRC 250 MZ

RACE 4 - BEST SECTORS

SECTOR 1			SECTOR 2			IDEAL / BEST COMPARISON						
POS	NO	NAME	TIME	NO	NAME	TIME	POS	NO	NAME	IDEAL	BEST	DIFF
									PERFECT LAP	1:59.988		
1	75	WOODALL	58.866	75	WOODALL	1:01.122	1	75	WOODALL	1:59.988	2:00.196	0.208
2	95	ROGERS	59.728	95	ROGERS	1:01.243	2	95	ROGERS	2:00.971	2:01.423	0.452
3	36	BALDRY	1:00.312	36	BALDRY	1:02.821	3	36	BALDRY	2:03.133	2:03.133	0.000
4	22	FINCH	1:00.358	85	WALES	1:03.039	4	85	WALES	2:03.641	2:03.864	0.223
5	85	WALES	1:00.602	44	DESSOY	1:03.140	5	22	FINCH	2:03.683	2:04.025	0.342
6	44	DESSOY	1:00.729	22	FINCH	1:03.325	6	44	DESSOY	2:03.869	2:03.869	0.000
7	9	HOWLETT	1:01.171	62	BETTRIDGE	1:04.204	7	9	HOWLETT	2:05.741	2:05.741	0.000
8	13	HAWES	1:03.076	9	HOWLETT	1:04.570	8	62	BETTRIDGE	2:07.421	2:07.495	0.074
9	62	BETTRIDGE	1:03.217	16	REES	1:05.151	9	13	HAWES	2:08.231	2:08.742	0.511
10	90	THORNE	1:03.442	13	HAWES	1:05.155	10	16	REES	2:08.736	2:08.936	0.200
11	43	BARFORD	1:03.483	43	BARFORD	1:05.581	11	43	BARFORD	2:09.064	2:09.125	0.061
12	20	WATSON	1:03.508	20	WATSON	1:05.692	12	20	WATSON	2:09.200	2:09.200	0.000
13	16	REES	1:03.585	90	THORNE	1:05.783	13	90	THORNE	2:09.225	2:09.763	0.538
14	23	SKINNER	1:04.549	23	SKINNER	1:06.892	14	23	SKINNER	2:11.441	2:11.441	0.000
15	65	BREESE	1:04.623	65	BREESE	1:06.929	15	65	BREESE	2:11.552	2:11.552	0.000
16	3	MAUD	1:04.938	7	PATERSON	1:06.930	16	3	MAUD	2:12.144	2:12.324	0.180
17	66	VINCENT	1:04.987	3	MAUD	1:07.206	17	7	PATERSON	2:12.787	2:12.922	0.135
18	15	MOFFAT	1:05.146	15	MOFFAT	1:07.833	18	15	MOFFAT	2:12.979	2:12.979	0.000
19	7	PATERSON	1:05.857	66	VINCENT	1:08.287	19	66	VINCENT	2:13.274	2:14.483	1.209
20	72	COX	1:06.667	72	COX	1:08.430	20	72	COX	2:15.097	2:15.097	0.000
21	63	BADGER	1:07.658	14	PENNELL	1:09.518	21	63	BADGER	2:17.990	2:18.487	0.497
22	25	CHADDERTON	1:19.496	63	BADGER	1:10.332	22	25	CHADDERTON	2:42.878	2:42.878	0.000
23				25	CHADDERTON	1:23.382	23	14	PENNELL		2:22.352	
24							24	55	WIECKOWSKI		2:14.316	
25												
26												
27												

Weather / Track : Cloudy / Dry

Results can be found at www.tsl-timing.com

Donington Park GP

Circuit Length = 2.4873 miles

Start: 10:54 Flag 11:02 End: 11:05

Printed - 11:12 Sunday, 10 April 2016

BMCRC - MRO Championships 2016 - Rnd 2 @ Donington Park GP

Freshdrop BMZRC 250 MZ

RACE 16 - CLASSIFICATION

POS	NO	CL	PIC NAME	ENTRY	LAPS	TIME	GAP	DIFF	MPH	BEST	ON
1	75		Peter WOODALL	MZ - Core Projects Ltd	6	12:03.066			74.11	1:59.128	2
2	95		Christopher ROGERS	MZ - CB Racing	6	12:22.671	19.605	19.605	72.15	2:01.712	3
3	85		Andrew WALES	MZ - Illuminated Design LTD	6	12:29.521	26.455	6.850	71.49	2:03.109	6
4	44		Robert DESSOY	MZ - Walter Kaaden - Oscilloscopes	6	12:30.043	26.977	0.522	71.44	2:02.697	6
5	22		Simon FINCH	MZ - The Bayard Partnership, ASK Plumbing & Hez	6	12:33.726	30.660	3.683	71.10	2:04.355	4
6	36*		Joe BALDRY	MZ -	6	12:39.147	36.081	5.421	70.59	2:03.358	6
7	9		Gary HOWLETT	MZ - HS Racing	6	12:41.024	37.958	1.877	70.41	2:04.341	6
8	62		Nicholas BETTRIDGE	MZ - Kaaden tuning	6	12:59.023	55.957	17.999	68.79	2:06.586	4
9	20		Christopher WATSON	MZ - Expert Locksmiths Medway	6	13:10.804	1:07.738	11.781	67.76	2:09.329	2
10	23	R	Brian SKINNER	MZ - ASK Plumbing & Heating Centre Ltd	6	13:19.503	1:16.437	8.699	67.02	2:09.729	4
11	13	R	Ben HAWES	MZ -	6	13:23.434	1:20.368	3.931	66.70	2:08.588	3
12	16	R	David REES	MZ - Myself	6	13:24.974	1:21.908	1.540	66.57	2:10.675	5
13	65	R	Konrad BREESE	MZ -	6	13:24.975	1:21.909	0.000	66.57	2:11.400	3
14	15		Andy MOFFAT	MZ - gills office	6	13:27.337	1:24.271	2.362	66.37	2:11.934	6
15	55		Marek WIECKOWSKI	MZ - BC Racing	6	13:28.683	1:25.617	1.346	66.26	2:12.312	3
16	66		Mark VINCENT	MZ - Putoline	6	13:30.666	1:27.600	1.983	66.10	2:12.836	5
17	3		Max MAUD	MZ -	6	13:31.691	1:28.625	1.025	66.02	2:12.446	5
18	114		Ryan ANDERSON	MZ - Dean Carpentry	5	12:43.604	1 Lap	1 Lap	58.45	2:17.778	2
19	25	R	Christopher CHADDERTON	MZ -	5	14:00.534	1 Lap	1:16.930	53.10	2:46.907	1

NOT CLASSIFIED

DNF	68		Graham GARRIQUES	MZ -	5	10:52.912	1 Lap		68.36	2:08.409	5
DNF	43		Daniel BARFORD	MZ - Aspire classics / Kaaden tuning	5	10:55.269	1 Lap	2.357	68.11	2:09.506	5
DNF	72		Jack COX	MZ - New Street Motorcycles	4	9:12.524	2 Laps	1 Lap	64.57	2:14.801	3
DNF	63	R	Keith BADGER	MZ -	3	6:50.944	3 Laps	1 Lap	65.03	2:12.817	3
DNF	14		Mick PENNELL	MZ - S.W. Cannon Motorcycles	1	2:25.142	5 Laps	2 Laps	60.75	2:25.142	1
DNF	30		Malcolm HOWELL	MZ -	1	2:27.877	5 Laps	2.735	59.63	2:27.877	1
DNF	90		Peter THORNE	MZ - Aspire Classic Restorations	0						

FASTEST LAP

75			Peter WOODALL	MZ - Core Projects Ltd	2	1:59.128		75.16 mph	120.96 kph
13	R		Ben HAWES	MZ -	3	2:08.588		69.63 mph	112.06 kph

* BIKE #36 - 10 SECOND PENALTY JUMP START
 Class - 90% of Race Speed = 66.69 mph
 Class R - 90% of Race Speed = 60.31 mph

Donington Park GP
 Circuit Length = 2.4873 miles
 Start: 15:32 Flag 15:44 End: 15:46

Weather / Track : Cloudy / Dry

These results are provisional until the conclusion of any judicial and technical matters.

Clerk Of Course :	Timekeeper :
-------------------	--------------

Results can be found at www.tsl-timing.com

Printed - 15:53 Sunday, 10 April 2016



BMCRC - MRO Championships 2016 - Rnd 2 @ Donington Park GP

Freshdrop BMZRC 250 MZ

RACE 16 - LAP CHART

LAP 1 @ 15:34:10.874		
NO	BEHIND	LAP TIME

75		2:02.318
95	1.244	2:03.562
36	5.145	2:07.463
44	5.369	2:07.687
85	6.102	2:08.420
22	6.799	2:09.117
9	8.889	2:11.207
43	11.921	2:14.239
13	12.200	2:14.518
20	13.564	2:15.882
62	15.572	2:17.890
68	15.813	2:18.131
15	16.976	2:19.294
66	17.769	2:20.087
65	18.242	2:20.560
3	18.743	2:21.061
55	19.397	2:21.715
63	20.581	2:22.899
23	20.922	2:23.240
16	21.123	2:23.441
72	21.826	2:24.144
14	22.824	2:25.142
30	25.559	2:27.877
25	44.589	2:46.907
114	1:12.450	3:14.768

LAP 2 @ 15:36:10.002		
NO	BEHIND	LAP TIME

75		1:59.128
95	4.168	2:02.052
44	11.691	2:05.450
36	11.937	2:05.920
22	12.574	2:04.903
85	13.051	2:06.077
9	16.705	2:06.944
13	23.045	2:09.973
20	23.765	2:09.329
43	24.281	2:11.488
68	25.627	2:08.942
62	27.114	2:10.670
65	31.466	2:12.352
3	33.403	2:13.788
23	33.648	2:11.854
15	34.162	2:16.314
66	35.320	2:16.679
55	35.612	2:15.343
63	36.681	2:15.228
16	37.513	2:15.518
72	39.939	2:17.241
114	1:31.100	2:17.778
25	1:32.801	2:47.340

LAP 3 @ 15:38:09.578		
NO	BEHIND	LAP TIME

75		1:59.576
95	6.304	2:01.712
36	16.259	2:03.898
44	17.697	2:05.582
85	18.055	2:04.580
22	18.458	2:05.460
9	23.370	2:06.241

13	32.057	2:08.588
20	34.304	2:10.115
68	34.738	2:08.687
43	34.838	2:10.133
62	35.013	2:07.475
65	43.290	2:11.400
23	44.459	2:10.387
15	47.466	2:12.880
3	48.199	2:14.372
55	48.348	2:12.312
66	49.207	2:13.463
63	49.922	2:12.817
16	50.080	2:12.143
72	55.164	2:14.801
114	1:50.864	2:19.340

LAP 4 @ 15:40:09.773		
NO	BEHIND	LAP TIME

75		2:00.195
95	8.437	2:02.328
36	20.358	2:04.294
85	21.111	2:03.251
44	22.480	2:04.978
22	22.618	2:04.355
25	1 Lap	2:51.617
9	30.393	2:07.218
62	41.404	2:06.586
68	43.286	2:08.743
20	44.220	2:10.111
43	44.546	2:09.903
13	50.896	2:19.034
23	53.993	2:09.729
65	57.491	2:14.396
55	1:00.964	2:12.811
15	1:02.044	2:14.773
16	1:02.281	2:12.396
3	1:02.665	2:14.661
66	1:03.619	2:14.607
72	1:11.307	2:16.338

LAP 5 @ 15:42:09.549		
NO	BEHIND	LAP TIME

75		1:59.776
95	12.375	2:03.714
114	1 Lap	2:25.344
36	24.796	2:04.214
85	25.419	2:04.084
44	26.353	2:03.649
22	27.704	2:04.862
9	35.690	2:05.073
62	49.964	2:08.336
68	51.919	2:08.409
43	54.276	2:09.506
20	54.767	2:10.323
23	1:05.812	2:11.595
13	1:07.491	2:16.371
65	1:12.046	2:14.331
25	1 Lap	2:47.456
16	1:13.180	2:10.675
15	1:14.410	2:12.142
55	1:14.526	2:13.338
3	1:15.335	2:12.446
66	1:16.679	2:12.836

LAP 6 @ 15:44:11.622		
NO	BEHIND	LAP TIME

75		2:02.073
95	19.605	2:09.303
36	26.081	2:03.358
85	26.455	2:03.109
44	26.977	2:02.697
22	30.660	2:05.029
9	37.958	2:04.341
114	1 Lap	2:26.374
62	55.957	2:08.066
20	1:07.738	2:15.044
23	1:16.437	2:12.698
13	1:20.368	2:14.950
16	1:21.908	2:10.801
65	1:21.909	2:11.936
15	1:24.271	2:11.934
55	1:25.617	2:13.164
66	1:27.600	2:12.994
3	1:28.625	2:15.363
25	1 Lap	2:47.214

Weather / Track : Cloudy / Dry

Results can be found at www.tsl-timing.com

Donington Park GP
Circuit Length = 2.4873 miles
Start: 15:32 Flag 15:44 End: 15:46

Printed - 15:55 Sunday, 10 April 2016

BMCRC - MRO Championships 2016 - Rnd 2 @ Donington Park GP

Freshdrop BMZRC 250 MZ

RACE 16 - SECTOR ANALYSIS

SECTOR 1 = FL to I1, SECTOR 2 = I1 to FL, DIFF = Difference To Personal Best Lap

P1 75		Peter WOODALL		MZ - Core Projects Ltd		
IDEAL LAP TIME : 1:58.760		BEST LAP TIME : 1:59.128		DIFFERENCE : 0.368		
LAP	SECTOR 1	SECTOR 2	LAP TIME	MPH	DIFF	TIME OF DAY
1 -		1:00.189	2:02.318	73.20	3.190	15:34:10.874
2 -	58.571	1:00.557	1:59.128 (1)	75.16		15:36:10.002
3 -	58.704	1:00.872	1:59.576 (2)	74.88	0.448	15:38:09.578
4 -	59.005	1:01.190	2:00.195	74.49	1.067	15:40:09.773
5 -	59.163	1:00.613	1:59.776 (3)	74.76	0.648	15:42:09.549
6 -	59.113	1:02.960	2:02.073	73.35	2.945	15:44:11.622

P2 95		Christopher ROGERS		MZ - CB Racing		
IDEAL LAP TIME : 2:00.626		BEST LAP TIME : 2:01.712		DIFFERENCE : 1.086		
LAP	SECTOR 1	SECTOR 2	LAP TIME	MPH	DIFF	TIME OF DAY
1 -		1:01.130	2:03.562	72.46	1.850	15:34:12.118
2 -	59.929	1:02.123	2:02.052 (2)	73.36	0.340	15:36:14.170
3 -	59.874	1:01.838	2:01.712 (1)	73.57		15:38:15.882
4 -	59.496	1:02.832	2:02.328 (3)	73.20	0.616	15:40:18.210
5 -	1:00.246	1:03.468	2:03.714	72.38	2.002	15:42:21.924
6 -	1:02.290	1:07.013	2:09.303	69.25	7.591	15:44:31.227

P3 85		Andrew WALES		MZ - Illuminated Design LTD		
IDEAL LAP TIME : 2:02.850		BEST LAP TIME : 2:03.109		DIFFERENCE : 0.259		
LAP	SECTOR 1	SECTOR 2	LAP TIME	MPH	DIFF	TIME OF DAY
1 -		1:03.818	2:08.420	69.72	5.311	15:34:16.976
2 -	1:01.625	1:04.452	2:06.077	71.02	2.968	15:36:23.053
3 -	1:01.407	1:03.173	2:04.580	71.87	1.471	15:38:27.633
4 -	1:00.426	1:02.825	2:03.251 (2)	72.65	0.142	15:40:30.884
5 -	1:01.358	1:02.726	2:04.084 (3)	72.16	0.975	15:42:34.968
6 -	1:00.685	1:02.424	2:03.109 (1)	72.73		15:44:38.077

P4 44		Robert DESSOY		MZ - Walter Kaaden - Oscilloscopes		
IDEAL LAP TIME : 2:02.697		BEST LAP TIME : 2:02.697		DIFFERENCE : 0.000		
LAP	SECTOR 1	SECTOR 2	LAP TIME	MPH	DIFF	TIME OF DAY
1 -		1:03.001	2:07.687	70.12	4.990	15:34:16.243
2 -	1:01.792	1:03.658	2:05.450	71.37	2.753	15:36:21.693
3 -	1:02.318	1:03.264	2:05.582	71.30	2.885	15:38:27.275
4 -	1:01.454	1:03.524	2:04.978 (3)	71.64	2.281	15:40:32.253
5 -	1:00.867	1:02.782	2:03.649 (2)	72.41	0.952	15:42:35.902
6 -	59.992	1:02.705	2:02.697 (1)	72.98		15:44:38.599

P5 22		Simon FINCH		MZ - The Bayard Partnership, ASK Plumbing & Heating		
IDEAL LAP TIME : 2:03.395		BEST LAP TIME : 2:04.355		DIFFERENCE : 0.960		
LAP	SECTOR 1	SECTOR 2	LAP TIME	MPH	DIFF	TIME OF DAY
1 -		1:03.659	2:09.117	69.35	4.762	15:34:17.673
2 -	1:00.822	1:04.081	2:04.903 (3)	71.69	0.548	15:36:22.576
3 -	1:01.602	1:03.858	2:05.460	71.37	1.105	15:38:28.036
4 -	1:00.800	1:03.555	2:04.355 (1)	72.00		15:40:32.391
5 -	1:02.267	1:02.595	2:04.862 (2)	71.71	0.507	15:42:37.253
6 -	1:01.008	1:04.021	2:05.029	71.61	0.674	15:44:42.282

P6 36		Joe BALDRY		MZ -		
IDEAL LAP TIME : 2:03.358		BEST LAP TIME : 2:03.358		DIFFERENCE : 0.000		
LAP	SECTOR 1	SECTOR 2	LAP TIME	MPH	DIFF	TIME OF DAY
1 -		1:03.321	2:07.463	70.25	4.105	15:34:16.019
2 -	1:02.256	1:03.664	2:05.920	71.11	2.562	15:36:21.939
3 -	1:01.449	1:02.449	2:03.898 (2)	72.27	0.540	15:38:25.837
4 -	1:01.375	1:02.919	2:04.294	72.04	0.936	15:40:30.131
5 -	1:01.707	1:02.507	2:04.214 (3)	72.08	0.856	15:42:34.345

Weather / Track : Cloudy / Dry

Donington Park GP
Circuit Length = 2.4873 miles
Start: 15:32 Flag 15:44 End: 15:46

BMCRC - MRO Championships 2016 - Rnd 2 @ Donington Park GP

Freshdrop BMZRC 250 MZ

RACE 16 - SECTOR ANALYSIS

SECTOR 1 = FL to I1, SECTOR 2 = I1 to FL, DIFF = Difference To Personal Best Lap

6 - 1:00.956 1:02.402 2:03.358 (1) 72.58 15:44:37.703

P7 9 Gary HOWLETT			MZ - HS Racing			
IDEAL LAP TIME : 2:04.341		BEST LAP TIME : 2:04.341		DIFFERENCE : 0.000		
LAP	SECTOR 1	SECTOR 2	LAP TIME	MPH	DIFF	TIME OF DAY
1 -		1:05.123	2:11.207	68.24	6.866	15:34:19.763
2 -	1:01.926	1:05.018	2:06.944	70.53	2.603	15:36:26.707
3 -	1:01.700	1:04.541	2:06.241 (3)	70.93	1.900	15:38:32.948
4 -	1:01.893	1:05.325	2:07.218	70.38	2.877	15:40:40.166
5 -	1:01.297	1:03.776	2:05.073 (2)	71.59	0.732	15:42:45.239
6 -	1:01.020	1:03.321	2:04.341 (1)	72.01		15:44:49.580

P8 62 Nicholas BETTRIDGE			MZ - Kaaden tuning			
IDEAL LAP TIME : 2:06.586		BEST LAP TIME : 2:06.586		DIFFERENCE : 0.000		
LAP	SECTOR 1	SECTOR 2	LAP TIME	MPH	DIFF	TIME OF DAY
1 -		1:07.427	2:17.890	64.93	11.304	15:34:26.446
2 -	1:05.379	1:05.291	2:10.670	68.52	4.084	15:36:37.116
3 -	1:02.846	1:04.629	2:07.475 (2)	70.24	0.889	15:38:44.591
4 -	1:02.327	1:04.259	2:06.586 (1)	70.73		15:40:51.177
5 -	1:03.962	1:04.374	2:08.336	69.77	1.750	15:42:59.513
6 -	1:03.590	1:04.476	2:08.066 (3)	69.92	1.480	15:45:07.579

P9 20 Christopher WATSON			MZ - Expert Locksmiths Medway			
IDEAL LAP TIME : 2:09.329		BEST LAP TIME : 2:09.329		DIFFERENCE : 0.000		
LAP	SECTOR 1	SECTOR 2	LAP TIME	MPH	DIFF	TIME OF DAY
1 -		1:06.558	2:15.882	65.89	6.553	15:34:24.438
2 -	1:03.867	1:05.462	2:09.329 (1)	69.23		15:36:33.767
3 -	1:03.976	1:06.139	2:10.115 (3)	68.81	0.786	15:38:43.882
4 -	1:04.499	1:05.612	2:10.111 (2)	68.82	0.782	15:40:53.993
5 -	1:04.040	1:06.283	2:10.323	68.70	0.994	15:43:04.316
6 -	1:04.720	1:10.324	2:15.044	66.30	5.715	15:45:19.360

P10 23 R Brian SKINNER			MZ - ASK Plumbing & Heating Centre Ltd			
IDEAL LAP TIME : 2:09.729		BEST LAP TIME : 2:09.729		DIFFERENCE : 0.000		
LAP	SECTOR 1	SECTOR 2	LAP TIME	MPH	DIFF	TIME OF DAY
1 -		1:08.443	2:23.240	62.51	13.511	15:34:31.796
2 -	1:04.663	1:07.191	2:11.854	67.91	2.125	15:36:43.650
3 -	1:04.286	1:06.101	2:10.387 (2)	68.67	0.658	15:38:54.037
4 -	1:03.772	1:05.957	2:09.729 (1)	69.02		15:41:03.766
5 -	1:04.559	1:07.036	2:11.595 (3)	68.04	1.866	15:43:15.361
6 -	1:05.431	1:07.267	2:12.698	67.47	2.969	15:45:28.059

P11 13 R Ben HAWES			MZ -			
IDEAL LAP TIME : 2:08.561		BEST LAP TIME : 2:08.588		DIFFERENCE : 0.027		
LAP	SECTOR 1	SECTOR 2	LAP TIME	MPH	DIFF	TIME OF DAY
1 -		1:05.413	2:14.518 (3)	66.56	5.930	15:34:23.074
2 -	1:04.942	1:05.031	2:09.973 (2)	68.89	1.385	15:36:33.047
3 -	1:03.530	1:05.058	2:08.588 (1)	69.63		15:38:41.635
4 -	1:07.857	1:11.177	2:19.034	64.40	10.446	15:41:00.669
5 -	1:08.328	1:08.043	2:16.371	65.66	7.783	15:43:17.040
6 -	1:05.392	1:09.588	2:14.950	66.35	6.362	15:45:31.990

P12 16 R David REES			MZ - Myself			
IDEAL LAP TIME : 2:10.675		BEST LAP TIME : 2:10.675		DIFFERENCE : 0.000		
LAP	SECTOR 1	SECTOR 2	LAP TIME	MPH	DIFF	TIME OF DAY
1 -		1:08.272	2:23.441	62.42	12.766	15:34:31.997
2 -	1:08.516	1:07.002	2:15.518	66.07	4.843	15:36:47.515
3 -	1:05.131	1:07.012	2:12.143 (3)	67.76	1.468	15:38:59.658

Weather / Track : Cloudy / Dry

Donington Park GP
Circuit Length = 2.4873 miles
Start: 15:32 Flag 15:44 End: 15:46

BMCRC - MRO Championships 2016 - Rnd 2 @ Donington Park GP

Freshdrop BMZRC 250 MZ

RACE 16 - SECTOR ANALYSIS

SECTOR 1 = FL to I1, SECTOR 2 = I1 to FL, DIFF = Difference To Personal Best Lap

4 -	1:05.323	1:07.073	2:12.396	67.63	1.721	15:41:12.054
5 -	1:04.336	1:06.339	2:10.675 (1)	68.52		15:43:22.729
6 -	1:04.432	1:06.369	2:10.801 (2)	68.45	0.126	15:45:33.530

P13	65 R	Konrad BREESE	MZ -			
IDEAL LAP TIME : 2:11.400		BEST LAP TIME : 2:11.400	DIFFERENCE : 0.000			
LAP	SECTOR 1	SECTOR 2	LAP TIME	MPH	DIFF	TIME OF DAY
1 -		1:09.607	2:20.560	63.70	9.160	15:34:29.116
2 -	1:05.316	1:07.036	2:12.352 (3)	67.65	0.952	15:36:41.468
3 -	1:04.379	1:07.021	2:11.400 (1)	68.14		15:38:52.868
4 -	1:05.071	1:09.325	2:14.396	66.62	2.996	15:41:07.264
5 -	1:06.288	1:08.043	2:14.331	66.65	2.931	15:43:21.595
6 -	1:04.772	1:07.164	2:11.936 (2)	67.86	0.536	15:45:33.531

P14	15	Andy MOFFAT	MZ - gills office			
IDEAL LAP TIME : 2:11.920		BEST LAP TIME : 2:11.934	DIFFERENCE : 0.014			
LAP	SECTOR 1	SECTOR 2	LAP TIME	MPH	DIFF	TIME OF DAY
1 -		1:08.862	2:19.294	64.28	7.360	15:34:27.850
2 -	1:06.627	1:09.687	2:16.314	65.68	4.380	15:36:44.164
3 -	1:05.462	1:07.418	2:12.880 (3)	67.38	0.946	15:38:57.044
4 -	1:06.288	1:08.485	2:14.773	66.44	2.839	15:41:11.817
5 -	1:05.213	1:06.929	2:12.142 (2)	67.76	0.208	15:43:23.959
6 -	1:04.991	1:06.943	2:11.934 (1)	67.87		15:45:35.893

P15	55	Marek WIECKOWSKI	MZ - BC Racing			
IDEAL LAP TIME : 2:12.312		BEST LAP TIME : 2:12.312	DIFFERENCE : 0.000			
LAP	SECTOR 1	SECTOR 2	LAP TIME	MPH	DIFF	TIME OF DAY
1 -		1:07.370	2:21.715	63.18	9.403	15:34:30.271
2 -	1:05.944	1:09.399	2:15.343	66.16	3.031	15:36:45.614
3 -	1:05.472	1:06.840	2:12.312 (1)	67.67		15:38:57.926
4 -	1:05.695	1:07.116	2:12.811 (2)	67.42	0.499	15:41:10.737
5 -	1:06.168	1:07.170	2:13.338	67.15	1.026	15:43:24.075
6 -	1:05.985	1:07.179	2:13.164 (3)	67.24	0.852	15:45:37.239

P16	66	Mark VINCENT	MZ - Putoline			
IDEAL LAP TIME : 2:12.547		BEST LAP TIME : 2:12.836	DIFFERENCE : 0.289			
LAP	SECTOR 1	SECTOR 2	LAP TIME	MPH	DIFF	TIME OF DAY
1 -		1:07.785	2:20.087	63.92	7.251	15:34:28.643
2 -	1:06.855	1:09.824	2:16.679	65.51	3.843	15:36:45.322
3 -	1:06.194	1:07.269	2:13.463 (3)	67.09	0.627	15:38:58.785
4 -	1:05.530	1:09.077	2:14.607	66.52	1.771	15:41:13.392
5 -	1:05.819	1:07.017	2:12.836 (1)	67.40		15:43:26.228
6 -	1:05.906	1:07.088	2:12.994 (2)	67.32	0.158	15:45:39.222

P17	3	Max MAUD	MZ -			
IDEAL LAP TIME : 2:12.297		BEST LAP TIME : 2:12.446	DIFFERENCE : 0.149			
LAP	SECTOR 1	SECTOR 2	LAP TIME	MPH	DIFF	TIME OF DAY
1 -		1:09.191	2:21.061	63.47	8.615	15:34:29.617
2 -	1:05.769	1:08.019	2:13.788 (2)	66.93	1.342	15:36:43.405
3 -	1:06.523	1:07.849	2:14.372 (3)	66.63	1.926	15:38:57.777
4 -	1:06.364	1:08.297	2:14.661	66.49	2.215	15:41:12.438
5 -	1:05.918	1:06.528	2:12.446 (1)	67.60		15:43:24.884
6 -	1:07.596	1:07.767	2:15.363	66.15	2.917	15:45:40.247

P18	114	Ryan ANDERSON	MZ - Dean Carpentry			
IDEAL LAP TIME : 2:17.778		BEST LAP TIME : 2:17.778	DIFFERENCE : 0.000			
LAP	SECTOR 1	SECTOR 2	LAP TIME	MPH	DIFF	TIME OF DAY
1 -		1:10.043	3:14.768	45.97	56.990	15:35:23.324

Weather / Track : Cloudy / Dry

Donington Park GP
Circuit Length = 2.4873 miles
Start: 15:32 Flag 15:44 End: 15:46

BMCRC - MRO Championships 2016 - Rnd 2 @ Donington Park GP

Freshdrop BMZRC 250 MZ

RACE 16 - SECTOR ANALYSIS

SECTOR 1 = FL to I1, SECTOR 2 = I1 to FL, DIFF = Difference To Personal Best Lap

2 -	1:08.397	1:09.381	2:17.778 (1)	64.99		15:37:41.102
3 -	1:08.857	1:10.483	2:19.340 (2)	64.26	1.562	15:40:00.442
4 -	1:13.431	1:11.913	2:25.344 (3)	61.60	7.566	15:42:25.786
5 -	1:13.317	1:13.057	2:26.374	61.17	8.596	15:44:52.160

P19	25 R	Christopher CHADDERTON	MZ -			
IDEAL LAP TIME : 2:45.751		BEST LAP TIME : 2:46.907	DIFFERENCE : 1.156			
LAP	SECTOR 1	SECTOR 2	LAP TIME	MPH	DIFF	TIME OF DAY
1 -		1:25.509	2:46.907 (1)	53.64		15:34:55.463
2 -	1:22.408	1:24.932	2:47.340 (3)	53.51	0.432	15:37:42.803
3 -	1:22.760	1:28.857	2:51.617	52.17	4.709	15:40:34.420
4 -	1:22.963	1:24.493	2:47.456	53.47	0.548	15:43:21.876
5 -	1:21.258	1:25.956	2:47.214 (2)	53.55	0.306	15:46:09.090

P20	68	Graham GARRIQUES	MZ -			
IDEAL LAP TIME : 2:07.166		BEST LAP TIME : 2:08.409	DIFFERENCE : 1.243			
LAP	SECTOR 1	SECTOR 2	LAP TIME	MPH	DIFF	TIME OF DAY
1 -		1:07.305	2:18.131	64.82	9.722	15:34:26.687
2 -	1:04.155	1:04.787	2:08.942	69.44	0.533	15:36:35.629
3 -	1:02.759	1:05.928	2:08.687 (2)	69.58	0.278	15:38:44.316
4 -	1:03.838	1:04.905	2:08.743 (3)	69.55	0.334	15:40:53.059
5 -	1:03.780	1:04.629	2:08.409 (1)	69.73		15:43:01.468

P21	43	Daniel BARFORD	MZ - Aspire classics / Kaaden tuning			
IDEAL LAP TIME : 2:09.224		BEST LAP TIME : 2:09.506	DIFFERENCE : 0.282			
LAP	SECTOR 1	SECTOR 2	LAP TIME	MPH	DIFF	TIME OF DAY
1 -		1:05.397	2:14.239	66.70	4.733	15:34:22.795
2 -	1:06.034	1:05.454	2:11.488	68.10	1.982	15:36:34.283
3 -	1:03.827	1:06.306	2:10.133 (3)	68.81	0.627	15:38:44.416
4 -	1:04.164	1:05.739	2:09.903 (2)	68.93	0.397	15:40:54.319
5 -	1:03.997	1:05.509	2:09.506 (1)	69.14		15:43:03.825

P22	72	Jack COX	MZ - New Street Motorcycles			
IDEAL LAP TIME : 2:14.801		BEST LAP TIME : 2:14.801	DIFFERENCE : 0.000			
LAP	SECTOR 1	SECTOR 2	LAP TIME	MPH	DIFF	TIME OF DAY
1 -		1:09.993	2:24.144	62.12	9.343	15:34:32.700
2 -	1:07.544	1:09.697	2:17.241 (3)	65.24	2.440	15:36:49.941
3 -	1:06.432	1:08.369	2:14.801 (1)	66.42		15:39:04.742
4 -	1:06.800	1:09.538	2:16.338 (2)	65.67	1.537	15:41:21.080

P23	63 R	Keith BADGER	MZ -			
IDEAL LAP TIME : 2:12.817		BEST LAP TIME : 2:12.817	DIFFERENCE : 0.000			
LAP	SECTOR 1	SECTOR 2	LAP TIME	MPH	DIFF	TIME OF DAY
1 -		1:09.922	2:22.899 (3)	62.66	10.082	15:34:31.455
2 -	1:07.061	1:08.167	2:15.228 (2)	66.21	2.411	15:36:46.683
3 -	1:05.356	1:07.461	2:12.817 (1)	67.41		15:38:59.500

P24	14	Mick PENNELL	MZ - S.W. Cannon Motorcycles			
IDEAL LAP TIME :		BEST LAP TIME : 2:25.142	DIFFERENCE :			
LAP	SECTOR 1	SECTOR 2	LAP TIME	MPH	DIFF	TIME OF DAY
1 -		1:09.926	2:25.142 (1)	61.69		15:34:33.698

P25	30	Malcolm HOWELL	MZ -			
IDEAL LAP TIME : 2:22.283		BEST LAP TIME : 2:27.877	DIFFERENCE : 5.594			
LAP	SECTOR 1	SECTOR 2	LAP TIME	MPH	DIFF	TIME OF DAY
1 -		1:12.233	2:27.877 (1)	60.55		15:34:36.433

Weather / Track : Cloudy / Dry

Donington Park GP
Circuit Length = 2.4873 miles
Start: 15:32 Flag 15:44 End: 15:46

BMCRC - MRO Championships 2016 - Rnd 2 @ Donington Park GP

Freshdrop BMZRC 250 MZ

RACE 16 - BEST SECTORS

SECTOR 1			SECTOR 2			IDEAL / BEST COMPARISON						
POS	NO	NAME	TIME	NO	NAME	TIME	POS	NO	NAME	IDEAL	BEST	DIFF
									PERFECT LAP	1:58.760		
1	75	WOODALL	58.571	75	WOODALL	1:00.189	1	75	WOODALL	1:58.760	1:59.128	0.368
2	95	ROGERS	59.496	95	ROGERS	1:01.130	2	95	ROGERS	2:00.626	2:01.712	1.086
3	44	DESSOY	59.992	36	BALDRY	1:02.402	3	44	DESSOY	2:02.697	2:02.697	0.000
4	85	WALES	1:00.426	85	WALES	1:02.424	4	85	WALES	2:02.850	2:03.109	0.259
5	22	FINCH	1:00.800	22	FINCH	1:02.595	5	36	BALDRY	2:03.358	2:03.358	0.000
6	36	BALDRY	1:00.956	44	DESSOY	1:02.705	6	22	FINCH	2:03.395	2:04.355	0.960
7	9	HOWLETT	1:01.020	9	HOWLETT	1:03.321	7	9	HOWLETT	2:04.341	2:04.341	0.000
8	62	BETTRIDGE	1:02.327	62	BETTRIDGE	1:04.259	8	62	BETTRIDGE	2:06.586	2:06.586	0.000
9	68	GARRIQUES	1:02.537	68	GARRIQUES	1:04.629	9	68	GARRIQUES	2:07.166	2:08.409	1.243
10	13	HAWES	1:03.530	13	HAWES	1:05.031	10	13	HAWES	2:08.561	2:08.588	0.027
11	23	SKINNER	1:03.772	43	BARFORD	1:05.397	11	43	BARFORD	2:09.224	2:09.506	0.282
12	43	BARFORD	1:03.827	20	WATSON	1:05.462	12	20	WATSON	2:09.329	2:09.329	0.000
13	20	WATSON	1:03.867	23	SKINNER	1:05.957	13	23	SKINNER	2:09.729	2:09.729	0.000
14	16	REES	1:04.336	16	REES	1:06.339	14	16	REES	2:10.675	2:10.675	0.000
15	65	BREESE	1:04.379	3	MAUD	1:06.528	15	65	BREESE	2:11.400	2:11.400	0.000
16	15	MOFFAT	1:04.991	55	WIECKOWSKI	1:06.840	16	15	MOFFAT	2:11.920	2:11.934	0.014
17	63	BADGER	1:05.356	15	MOFFAT	1:06.929	17	3	MAUD	2:12.297	2:12.446	0.149
18	55	WIECKOWSKI	1:05.472	66	VINCENT	1:07.017	18	55	WIECKOWSKI	2:12.312	2:12.312	0.000
19	66	VINCENT	1:05.530	65	BREESE	1:07.021	19	66	VINCENT	2:12.547	2:12.836	0.289
20	3	MAUD	1:05.769	63	BADGER	1:07.461	20	63	BADGER	2:12.817	2:12.817	0.000
21	72	COX	1:06.432	72	COX	1:08.369	21	72	COX	2:14.801	2:14.801	0.000
22	114	ANDERSON	1:08.397	114	ANDERSON	1:09.381	22	114	ANDERSON	2:17.778	2:17.778	0.000
23	30	HOWELL	1:10.050	14	PENNELL	1:09.926	23	30	HOWELL	2:22.283	2:27.877	5.594
24	25	CHADDERTON	1:21.258	30	HOWELL	1:12.233	24	25	CHADDERTON	2:45.751	2:46.907	1.156
25				25	CHADDERTON	1:24.493	25	14	PENNELL		2:25.142	
26												

Weather / Track : Cloudy / Dry

Results can be found at www.tsl-timing.com

Donington Park GP

Circuit Length = 2.4873 miles

Start: 15:32 Flag 15:44 End: 15:46

Printed - 15:54 Sunday, 10 April 2016



Formula 400 inc Sub 64

Donington Park GP

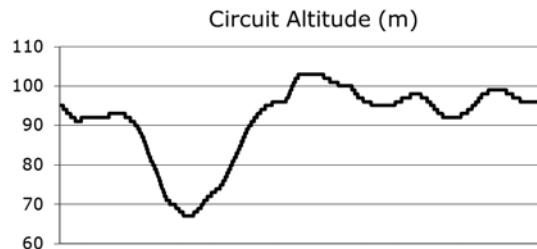
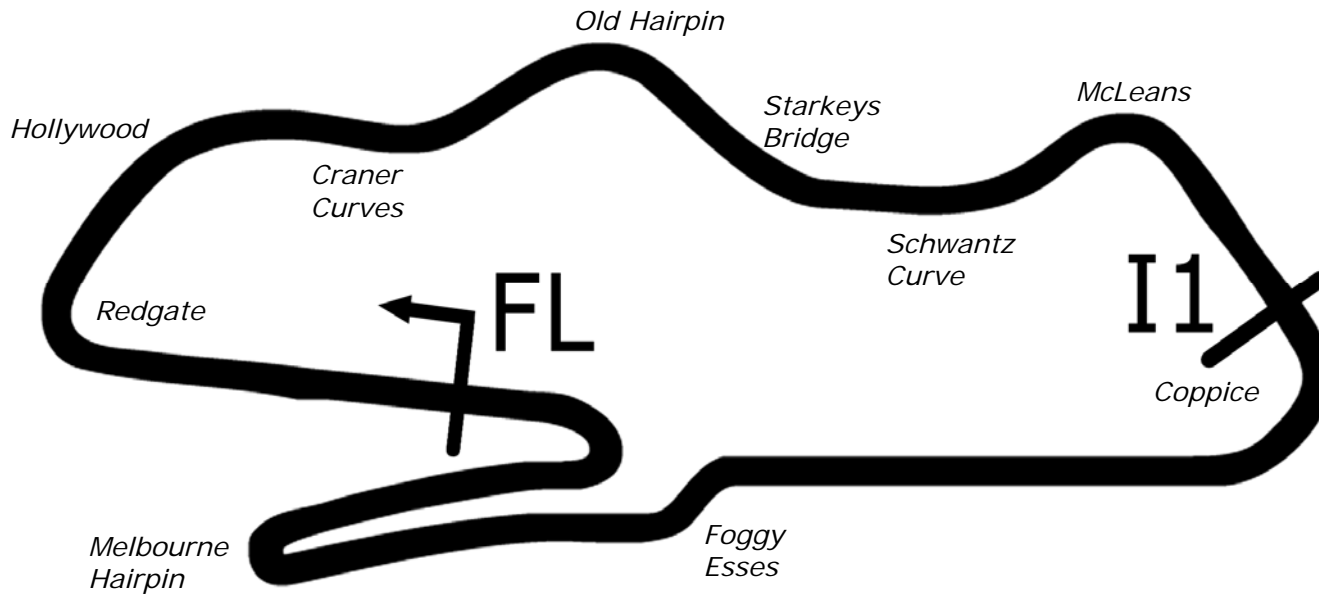
9th & 10th April 2016



Results Provided by Timing Solutions Ltd

www.tsl-timing.com

Donington Park GP



Length	1.9790 miles	3185.0 m	
FL		52.82971 N	1.37867 W
I1	2096m	52.82978 N	1.36508 W
Pit Entry	3100m	52.82951 N	1.37832 W
Pit Exit	229m after FL	52.82996 N	1.38205 W
Pit Entry–Pit Exit 287m, 17.2s @60kph, 12.9s @80kph			

All results available at www.tsl-timing.com

BMCRC - MRO Championships 2016 - Rnd 2 @ Donington Park GP



EDiasia Formula 400 inc Sub 64 & Rookies

QUALIFYING - CLASSIFICATION

POS	NO	CL	PIC NAME	ENTRY	TIME	ON	LAPS	GAP	DIFF	MPH
1	2		1 Andrew GILL	Kawasaki - RMKD Racing	1:45.699	3	6			84.71
2	51		2 Emma JARMAN	Kawasaki - RDRacing & EDIAsia	1:48.708	5	6	3.009	3.009	82.37
3	3		3 Gary HENNING	Kawasaki - SGT motorcycles	1:48.779	5	6	3.080	0.071	82.31
4	61	S	1 Oliver FOOKS	Aprilia - Surrey Engineering Plant Services Ltd	1:49.679	5	6	3.980	0.900	81.64
5	48		4 Richie WELSH	Yamaha - EDEN'S BABY EXPERIENCES	1:49.724	5	5	4.025	0.045	81.60
6	127		5 Adam GREEN	Kawasaki - Royal Air Force Motorsport Association	1:50.278	5	5	4.579	0.554	81.19
7	86		6 Mathew SCOTT	Kawasaki -	1:50.462	5	5	4.763	0.184	81.06
8	45		7 Peter MOORE	Yamaha - Curphs Cuttings	1:51.232	5	5	5.533	0.770	80.50
9	143		8 Scott PICKLES	Kawasaki - Ls plumbing and heating	1:51.469	3	5	5.770	0.237	80.33
10	81	S	2 Scott GRANT	Yamaha - SEAGER engineering/Interim FM Solutions	1:51.825	5	5	6.126	0.356	80.07
11	78		9 Keith POVAH	Honda - www.78Plate.com ScreenPrinting	1:52.051	5	5	6.352	0.226	79.91
12	169	R4	1 Bob MASTERS	Honda - Roja Marketing Limited	1:52.172	5	5	6.473	0.121	79.82
13	23*	S	3 Tham EVANS	Honda - Vanilla Electronics	1:53.029	4	5	7.330	0.857	79.22
14	226	R4	2 Adam HARTGROVE	Kawasaki -	1:53.114	4	5	7.415	0.085	79.16
15	22	S	4 Dave HARVIEK	Kawasaki - SW Roofing Group	1:53.124	4	5	7.425	0.010	79.15
16	8	S	5 Darren CORKETT	Honda - Jackson & Phillips	1:53.261	5	5	7.562	0.137	79.06
17	17		10 Ryan VARLEY	Kawasaki -	1:53.432	4	5	7.733	0.171	78.94
18	33	S	6 Carl JOHNSTONE	Yamaha - EDiasia	1:53.557	5	5	7.858	0.125	78.85
19	14		11 Doug EDMONDSON	Yamaha - Wave Racing Developments	1:53.669	5	5	7.970	0.112	78.77
20	13		12 Alex FURNISS	Yamaha - Nikki Furniss	1:53.837	4	4	8.138	0.168	78.66
21	28	S	7 Kurt HODGSON	Honda - some local fools	1:54.760	3	5	9.061	0.923	78.02
22	85		13 James ROBINSON	Honda - claire palastanga ceramics	1:54.820	5	5	9.121	0.060	77.98
23	31	R4	3 Andrew LAWRENCE	Yamaha - Oaks carpentry	1:55.331	3	5	9.632	0.511	77.64
24	148	R4	4 Ashley SINCLAIR	Kawasaki -	1:55.711	4	5	10.012	0.380	77.38
25	65	S	8 Andrew MOXON	Honda -	1:55.901	5	5	10.202	0.190	77.25
26	63		14 Daniel HARDY	Kawasaki - Susan Beddall Holistic Training	1:56.161	4	5	10.462	0.260	77.08
27	29	S	9 Giles HARWOOD	Yamaha -	1:56.845	4	4	11.146	0.684	76.63
28	122		15 Ricky MCGOVERN	Kawasaki -	1:57.242	5	5	11.543	0.397	76.37
29	24	S	10 Harley GODZISZ	Honda -	1:57.446	4	5	11.747	0.204	76.24
30	18	R4	5 Sam DELANEY	Honda -	1:58.318	3	4	12.619	0.872	75.68
31	32	R4	6 Paul HANTON	Yamaha - Oaks carpentry	1:58.707	5	5	13.008	0.389	75.43
32	117	S	11 Kieran BOYCE	Honda - Frank Boyce	1:59.053	4	4	13.354	0.346	75.21
33	90	R4	7 Steve RAPA	Honda - Castech developments	1:59.632	2	3	13.933	0.579	74.85
34	114*		16 Gary SMITH	Kawasaki - SDC / Mike Smith Tuning	2:00.313	3	3	14.614	0.681	74.42
35	112	S	12 Aaron MELLISH	Honda - Laura Etherington	2:00.673	3	4	14.974	0.360	74.20
36	188	R4	8 Lydia THOMPSON	Kawasaki - Flintstone Racing - David Simons Tuning	2:00.966	3	5	15.267	0.293	74.02
37	104	S	13 David OGDEN	Yamaha - M & M Motorcycles, Cambridge	2:03.411	3	5	17.712	2.445	72.55
38	77		17 Ray PETTY	Kawasaki -	2:03.539	2	4	17.840	0.128	72.48
39	66		18 James CASWELL	Honda -	2:04.954	2	2	19.255	1.415	71.66
40	37	S	14 Nigel KEMP	Kawasaki -	2:05.446	3	5	19.747	0.492	71.38
41	36	R4	9 Mathew COLE	Kawasaki - Hampshire Hypnotherapy	2:07.542	4	4	21.843	2.096	70.20
42	88		19 Peter RANDALL	Kawasaki -	2:10.570	5	5	24.871	3.028	68.57
43	53	R4	10 Robert STEWART	Kawasaki -	2:15.218	4	4	29.519	4.648	66.22
44	134	S	15 Debbie PETTET	Kawasaki -	2:30.628	2	4	44.929	15.410	59.44

* BIKE #114 - NO TRANSPONDER, PLEASE FIX FOR RACING.
 * BIKE #23 - LOW TRANSPONDER BATTERY, PLEASE CHARGE.

Donington Park GP
 Circuit Length = 2.4873 miles
 Start: 10:51 Flag 11:00 End: 11:02

Weather / Track : Cloudy / Dry

These results are provisional until the conclusion of any judicial and technical matters.

Clerk Of Course :	Timekeeper :
-------------------	--------------

Results can be found at www.tsl-timing.com

Printed - 11:03 Saturday, 09 April 2016



BMCRG - MRO Championships 2016 - Rnd 2 @ Donington Park GP

EDlasia Formula 400 inc Sub 64 & Rookies

QUALIFYING - SECTOR ANALYSIS

SECTOR 1 = FL to I1, SECTOR 2 = I1 to FL, DIFF = Difference To Personal Best Lap

P1		2		Andrew GILL		Kawasaki - RMKD Racing	
IDEAL LAP TIME : 1:45.137		BEST LAP TIME : 1:45.699		DIFFERENCE : 0.562			
LAP	SECTOR 1	SECTOR 2	LAP TIME	MPH	DIFF	TIME OF DAY	
1 -	57.320	57.891	1:55.211	77.72	9.512	10:53:13.858	
2 -	53.367	55.659	1:49.026	82.13	3.327	10:55:02.884	
3 -	51.322	54.377	1:45.699 (1)	84.71		10:56:48.583	
4 -	55.909	54.491	1:50.400	81.10	4.701	10:58:38.983	
5 -	50.760	55.816	1:46.576 (2)	84.01	0.877	11:00:25.559	
6 -	53.152	55.682	1:48.834 (3)	82.27	3.135	11:02:14.393	

P2		51		Emma JARMAN		Kawasaki - RDRacing & EDIAsia	
IDEAL LAP TIME : 1:48.708		BEST LAP TIME : 1:48.708		DIFFERENCE : 0.000			
LAP	SECTOR 1	SECTOR 2	LAP TIME	MPH	DIFF	TIME OF DAY	
1 -	57.842	58.147	1:55.989	77.20	7.281	10:53:16.919	
2 -	55.684	57.502	1:53.186	79.11	4.478	10:55:10.105	
3 -	54.407	57.552	1:51.959	79.97	3.251	10:57:02.064	
4 -	53.791	56.100	1:49.891 (2)	81.48	1.183	10:58:51.955	
5 -	53.378	55.330	1:48.708 (1)	82.37		11:00:40.663	
6 -	54.621	55.949	1:50.570 (3)	80.98	1.862	11:02:31.233	

P3		3		Gary HENNING		Kawasaki - SGT motorcycles	
IDEAL LAP TIME : 1:48.765		BEST LAP TIME : 1:48.779		DIFFERENCE : 0.014			
LAP	SECTOR 1	SECTOR 2	LAP TIME	MPH	DIFF	TIME OF DAY	
1 -	56.113	58.097	1:54.210	78.40	5.431	10:53:16.546	
2 -	54.745	58.098	1:52.843	79.35	4.064	10:55:09.389	
3 -	54.404	57.525	1:51.929	80.00	3.150	10:57:01.318	
4 -	53.612	57.395	1:51.007 (3)	80.66	2.228	10:58:52.325	
5 -	53.223	55.556	1:48.779 (1)	82.31		11:00:41.104	
6 -	53.209	56.122	1:49.331 (2)	81.90	0.552	11:02:30.435	

P4		61 S		Oliver FOOKS		Aprilia - Surrey Engineering Plant Services Ltd	
IDEAL LAP TIME : 1:49.679		BEST LAP TIME : 1:49.679		DIFFERENCE : 0.000			
LAP	SECTOR 1	SECTOR 2	LAP TIME	MPH	DIFF	TIME OF DAY	
1 -	55.351	58.907	1:54.258	78.37	4.579	10:53:13.411	
2 -	53.130	57.240	1:50.370	81.13	0.691	10:55:03.781	
3 -	53.096	57.141	1:50.237 (3)	81.22	0.558	10:56:54.018	
4 -	53.341	57.163	1:50.504	81.03	0.825	10:58:44.522	
5 -	52.875	56.804	1:49.679 (1)	81.64		11:00:34.201	
6 -	53.017	56.864	1:49.881 (2)	81.49	0.202	11:02:24.082	

P5		48		Richie WELSH		Yamaha - EDEN'S BABY EXPERIENCES	
IDEAL LAP TIME : 1:49.724		BEST LAP TIME : 1:49.724		DIFFERENCE : 0.000			
LAP	SECTOR 1	SECTOR 2	LAP TIME	MPH	DIFF	TIME OF DAY	
1 -	1:04.279	1:03.273	2:07.552	70.20	17.828	10:54:05.887	
2 -	56.512	1:00.753	1:57.265	76.36	7.541	10:56:03.152	
3 -	55.338	57.811	1:53.149 (3)	79.13	3.425	10:57:56.301	
4 -	55.011	57.400	1:52.411 (2)	79.65	2.687	10:59:48.712	
5 -	53.427	56.297	1:49.724 (1)	81.60		11:01:38.436	

P6		127		Adam GREEN		Kawasaki - Royal Air Force Motorsport Association	
IDEAL LAP TIME : 1:50.278		BEST LAP TIME : 1:50.278		DIFFERENCE : 0.000			
LAP	SECTOR 1	SECTOR 2	LAP TIME	MPH	DIFF	TIME OF DAY	
1 -	1:04.080	1:06.558	2:10.638	68.54	20.360	10:54:05.156	
2 -	56.863	59.572	1:56.435	76.90	6.157	10:56:01.591	
3 -	55.970	58.169	1:54.139 (3)	78.45	3.861	10:57:55.730	
4 -	56.601	57.373	1:53.974 (2)	78.56	3.696	10:59:49.704	
5 -	54.149	56.129	1:50.278 (1)	81.19		11:01:39.982	

Weather / Track : Cloudy / Dry

Donington Park GP
Circuit Length = 2.4873 miles
Start: 10:51 Flag 11:00 End: 11:02

BMCRC - MRO Championships 2016 - Rnd 2 @ Donington Park GP

EDlasia Formula 400 inc Sub 64 & Rookies

QUALIFYING - SECTOR ANALYSIS

SECTOR 1 = FL to I1, SECTOR 2 = I1 to FL, DIFF = Difference To Personal Best Lap

P7 86 Mathew SCOTT		Kawasaki -				
IDEAL LAP TIME : 1:50.462		BEST LAP TIME : 1:50.462		DIFFERENCE : 0.000		
LAP	SECTOR 1	SECTOR 2	LAP TIME	MPH	DIFF	TIME OF DAY
1 -	1:05.994	1:02.367	2:08.361	69.75	17.899	10:53:42.834
2 -	59.879	1:01.907	2:01.786	73.52	11.324	10:55:44.620
3 -	54.736	58.696	1:53.432 (3)	78.94	2.970	10:57:38.052
4 -	55.089	58.000	1:53.089 (2)	79.18	2.627	10:59:31.141
5 -	53.289	57.173	1:50.462 (1)	81.06		11:01:21.603

P8 45 Peter MOORE		Yamaha - Curphs Cuttings				
IDEAL LAP TIME : 1:51.232		BEST LAP TIME : 1:51.232		DIFFERENCE : 0.000		
LAP	SECTOR 1	SECTOR 2	LAP TIME	MPH	DIFF	TIME OF DAY
1 -	1:08.803	1:08.569	2:17.372	65.18	26.140	10:53:52.462
2 -	1:07.528	1:04.539	2:12.067	67.80	20.835	10:56:04.529
3 -	56.784	58.215	1:54.999 (3)	77.86	3.767	10:57:59.528
4 -	56.374	58.222	1:54.596 (2)	78.13	3.364	10:59:54.124
5 -	54.255	56.977	1:51.232 (1)	80.50		11:01:45.356

P9 143 Scott PICKLES		Kawasaki - Ls plumbing and heating				
IDEAL LAP TIME : 1:51.155		BEST LAP TIME : 1:51.469		DIFFERENCE : 0.314		
LAP	SECTOR 1	SECTOR 2	LAP TIME	MPH	DIFF	TIME OF DAY
1 -	1:01.395	1:01.328	2:02.723	72.96	11.254	10:53:36.116
2 -	56.674	57.126	1:53.800 (2)	78.68	2.331	10:55:29.916
3 -	54.110	57.359	1:51.469 (1)	80.33		10:57:21.385
4 -	54.029	1:00.024	1:54.053 (3)	78.51	2.584	10:59:15.438
5 -	56.353	58.240	1:54.593	78.14	3.124	11:01:10.031

P10 81 S Scott GRANT		Yamaha - SEAGER engineering/Interim FM Solutions				
IDEAL LAP TIME : 1:51.825		BEST LAP TIME : 1:51.825		DIFFERENCE : 0.000		
LAP	SECTOR 1	SECTOR 2	LAP TIME	MPH	DIFF	TIME OF DAY
1 -	1:06.655	1:04.245	2:10.900	68.40	19.075	10:54:03.242
2 -	57.000	1:01.368	1:58.368	75.64	6.543	10:56:01.610
3 -	56.259	59.541	1:55.800 (3)	77.32	3.975	10:57:57.410
4 -	56.036	57.657	1:53.693 (2)	78.75	1.868	10:59:51.103
5 -	54.226	57.599	1:51.825 (1)	80.07		11:01:42.928

P11 78 Keith POVAH		Honda - www.78Plate.com ScreenPrinting				
IDEAL LAP TIME : 1:52.051		BEST LAP TIME : 1:52.051		DIFFERENCE : 0.000		
LAP	SECTOR 1	SECTOR 2	LAP TIME	MPH	DIFF	TIME OF DAY
1 -	1:04.840	1:06.270	2:11.110	68.29	19.059	10:54:34.063
2 -	59.851	1:02.605	2:02.456	73.12	10.405	10:56:36.519
3 -	57.387	58.991	1:56.378 (3)	76.94	4.327	10:58:32.897
4 -	55.595	57.983	1:53.578 (2)	78.83	1.527	11:00:26.475
5 -	55.118	56.933	1:52.051 (1)	79.91		11:02:18.526

P12 169 R4 Bob MASTERS		Honda - Roja Marketing Limited				
IDEAL LAP TIME : 1:51.843		BEST LAP TIME : 1:52.172		DIFFERENCE : 0.329		
LAP	SECTOR 1	SECTOR 2	LAP TIME	MPH	DIFF	TIME OF DAY
1 -	1:09.944	1:09.153	2:19.097	64.37	26.925	10:53:50.911
2 -	1:06.741	1:01.952	2:08.693	69.57	16.521	10:55:59.604
3 -	57.581	59.575	1:57.156 (3)	76.43	4.984	10:57:56.760
4 -	55.990	57.910	1:53.900 (2)	78.61	1.728	10:59:50.660
5 -	53.933	58.239	1:52.172 (1)	79.82		11:01:42.832

P13 23 S Tham EVANS		Honda - Vanilla Electronics				
IDEAL LAP TIME : 1:53.029		BEST LAP TIME : 1:53.029		DIFFERENCE : 0.000		
LAP	SECTOR 1	SECTOR 2	LAP TIME	MPH	DIFF	TIME OF DAY

Weather / Track : Cloudy / Dry

Donington Park GP
Circuit Length = 2.4873 miles
Start: 10:51 Flag 11:00 End: 11:02

BMCRC - MRO Championships 2016 - Rnd 2 @ Donington Park GP

EDlasia Formula 400 inc Sub 64 & Rookies

QUALIFYING - SECTOR ANALYSIS

SECTOR 1 = FL to I1, SECTOR 2 = I1 to FL, DIFF = Difference To Personal Best Lap

1 -	1:02.414	1:01.661	2:04.075	72.16	11.046	10:54:49.365
2 -	57.431	1:00.951	1:58.382	75.64	5.353	10:56:47.747
3 -	57.288	59.938	1:57.226 (3)	76.38	4.197	10:58:44.973
4 -	55.115	57.914	1:53.029 (1)	79.22		11:00:38.002
5 -	55.874	58.425	1:54.299 (2)	78.34	1.270	11:02:32.301

P14 226 R4 Adam HARTGROVE		Kawasaki -				
IDEAL LAP TIME : 1:52.602		BEST LAP TIME : 1:53.114		DIFFERENCE : 0.512		
LAP	SECTOR 1	SECTOR 2	LAP TIME	MPH	DIFF	TIME OF DAY
1 -	59.094	59.823	1:58.917	75.30	5.803	10:53:22.021
2 -	55.477	58.341	1:53.818	78.67	0.704	10:55:15.839
3 -	55.624	57.959	1:53.583 (2)	78.83	0.469	10:57:09.422
4 -	54.643	58.471	1:53.114 (1)	79.16		10:59:02.536
5 -	55.223	58.511	1:53.734 (3)	78.73	0.620	11:00:56.270

P15 22 S Dave HARVIEK		Kawasaki - SW Roofing Group				
IDEAL LAP TIME : 1:53.124		BEST LAP TIME : 1:53.124		DIFFERENCE : 0.000		
LAP	SECTOR 1	SECTOR 2	LAP TIME	MPH	DIFF	TIME OF DAY
1 -	1:01.553	1:03.112	2:04.665	71.82	11.541	10:53:26.884
2 -	57.490	1:00.177	1:57.667	76.09	4.543	10:55:24.551
3 -	56.579	1:00.239	1:56.818 (3)	76.65	3.694	10:57:21.369
4 -	55.097	58.027	1:53.124 (1)	79.15		10:59:14.493
5 -	56.207	58.381	1:54.588 (2)	78.14	1.464	11:01:09.081

P16 8 S Darren CORKETT		Honda - Jackson & Phillips				
IDEAL LAP TIME : 1:53.261		BEST LAP TIME : 1:53.261		DIFFERENCE : 0.000		
LAP	SECTOR 1	SECTOR 2	LAP TIME	MPH	DIFF	TIME OF DAY
1 -	1:01.257	1:06.407	2:07.664	70.14	14.403	10:54:34.803
2 -	59.621	1:02.763	2:02.384	73.16	9.123	10:56:37.187
3 -	57.185	59.471	1:56.656 (3)	76.75	3.395	10:58:33.843
4 -	54.936	58.967	1:53.903 (2)	78.61	0.642	11:00:27.746
5 -	54.888	58.373	1:53.261 (1)	79.06		11:02:21.007

P17 17 Ryan VARLEY		Kawasaki -				
IDEAL LAP TIME : 1:52.210		BEST LAP TIME : 1:53.432		DIFFERENCE : 1.222		
LAP	SECTOR 1	SECTOR 2	LAP TIME	MPH	DIFF	TIME OF DAY
1 -	1:05.957	1:04.503	2:10.460	68.63	17.028	10:54:31.231
2 -	58.481	1:00.957	1:59.438	74.97	6.006	10:56:30.669
3 -	55.229	59.121	1:54.350 (2)	78.30	0.918	10:58:25.019
4 -	56.451	56.981	1:53.432 (1)	78.94		11:00:18.451
5 -	56.534	58.498	1:55.032 (3)	77.84	1.600	11:02:13.483

P18 33 S Carl JOHNSTONE		Yamaha - EDlasia				
IDEAL LAP TIME : 1:53.557		BEST LAP TIME : 1:53.557		DIFFERENCE : 0.000		
LAP	SECTOR 1	SECTOR 2	LAP TIME	MPH	DIFF	TIME OF DAY
1 -	58.878	1:00.437	1:59.315	75.04	5.758	10:53:20.035
2 -	57.688	59.730	1:57.418	76.26	3.861	10:55:17.453
3 -	56.144	59.453	1:55.597 (3)	77.46	2.040	10:57:13.050
4 -	55.831	58.824	1:54.655 (2)	78.09	1.098	10:59:07.705
5 -	54.816	58.741	1:53.557 (1)	78.85		11:01:01.262

P19 14 Doug EDMONDSON		Yamaha - Wave Racing Developments				
IDEAL LAP TIME : 1:53.499		BEST LAP TIME : 1:53.669		DIFFERENCE : 0.170		
LAP	SECTOR 1	SECTOR 2	LAP TIME	MPH	DIFF	TIME OF DAY
1 -	1:01.351	1:00.997	2:02.348	73.18	8.679	10:53:37.418
2 -	56.783	1:01.086	1:57.869	75.96	4.200	10:55:35.287
3 -	55.657	58.779	1:54.436 (2)	78.24	0.767	10:57:29.723
4 -	55.895	59.330	1:55.225 (3)	77.71	1.556	10:59:24.948

Weather / Track : Cloudy / Dry

Donington Park GP
Circuit Length = 2.4873 miles
Start: 10:51 Flag 11:00 End: 11:02

BMCRG - MRO Championships 2016 - Rnd 2 @ Donington Park GP

EDlasia Formula 400 inc Sub 64 & Rookies

QUALIFYING - SECTOR ANALYSIS

SECTOR 1 = FL to I1, SECTOR 2 = I1 to FL, DIFF = Difference To Personal Best Lap

5 - 55.827 **57.842** **1:53.669 (1)** **78.77** **11:01:18.617**

P20 13		Alex FURNISS		Yamaha - Nikki Furnuss			
IDEAL LAP TIME : 1:53.837		BEST LAP TIME : 1:53.837		DIFFERENCE : 0.000			
LAP	SECTOR 1	SECTOR 2	LAP TIME	MPH	DIFF	TIME OF DAY	
1 -	1:03.141	1:04.334	2:07.475	70.24	13.638	10:55:44.065	
2 -	58.107	1:00.030	1:58.137 (3)	75.79	4.300	10:57:42.202	
3 -	56.267	57.901	1:54.168 (2)	78.43	0.331	10:59:36.370	
4 -	56.036	57.801	1:53.837 (1)	78.66		11:01:30.207	

P21 28 S		Kurt HODGSON		Honda - some local fools			
IDEAL LAP TIME : 1:54.435		BEST LAP TIME : 1:54.760		DIFFERENCE : 0.325			
LAP	SECTOR 1	SECTOR 2	LAP TIME	MPH	DIFF	TIME OF DAY	
1 -	1:03.639	1:03.065	2:06.704	70.67	11.944	10:53:50.869	
2 -	58.555	59.239	1:57.794 (3)	76.01	3.034	10:55:48.663	
3 -	56.716	58.044	1:54.760 (1)	78.02		10:57:43.423	
4 -	1:13.526	1:09.126	2:22.652	62.77	27.892	11:00:06.075	
5 -	56.391	1:01.120	1:57.511 (2)	76.20	2.751	11:02:03.586	

P22 85		James ROBINSON		Honda - claire palastanga ceramics			
IDEAL LAP TIME : 1:54.820		BEST LAP TIME : 1:54.820		DIFFERENCE : 0.000			
LAP	SECTOR 1	SECTOR 2	LAP TIME	MPH	DIFF	TIME OF DAY	
1 -	1:04.556	1:05.325	2:09.881	68.94	15.061	10:54:08.662	
2 -	58.037	1:00.663	1:58.700	75.43	3.880	10:56:07.362	
3 -	57.180	1:00.436	1:57.616 (3)	76.13	2.796	10:58:04.978	
4 -	57.896	59.283	1:57.179 (2)	76.41	2.359	11:00:02.157	
5 -	56.377	58.443	1:54.820 (1)	77.98		11:01:56.977	

P23 31 R4		Andrew LAWRENCE		Yamaha - Oaks carpentry			
IDEAL LAP TIME : 1:54.314		BEST LAP TIME : 1:55.331		DIFFERENCE : 1.017			
LAP	SECTOR 1	SECTOR 2	LAP TIME	MPH	DIFF	TIME OF DAY	
1 -	1:01.675	1:05.216	2:06.891	70.56	11.560	10:53:31.765	
2 -	1:01.587	1:02.494	2:04.081	72.16	8.750	10:55:35.846	
3 -	56.137	59.194	1:55.331 (1)	77.64		10:57:31.177	
4 -	55.881	1:00.908	1:56.789 (3)	76.67	1.458	10:59:27.966	
5 -	55.120	1:00.376	1:55.496 (2)	77.53	0.165	11:01:23.462	

P24 148 R4		Ashley SINCLAIR		Kawasaki -			
IDEAL LAP TIME : 1:55.398		BEST LAP TIME : 1:55.711		DIFFERENCE : 0.313			
LAP	SECTOR 1	SECTOR 2	LAP TIME	MPH	DIFF	TIME OF DAY	
1 -	1:11.501	1:10.752	2:22.253	62.94	26.542	10:54:02.134	
2 -	58.737	1:02.663	2:01.400	73.75	5.689	10:56:03.534	
3 -	58.188	59.230	1:57.418 (2)	76.26	1.707	10:58:00.952	
4 -	56.352	59.359	1:55.711 (1)	77.38		10:59:56.663	
5 -	58.775	59.046	1:57.821 (3)	76.00	2.110	11:01:54.484	

P25 65 S		Andrew MOXON		Honda -			
IDEAL LAP TIME : 1:55.569		BEST LAP TIME : 1:55.901		DIFFERENCE : 0.332			
LAP	SECTOR 1	SECTOR 2	LAP TIME	MPH	DIFF	TIME OF DAY	
1 -	1:05.363	1:06.259	2:11.622	68.03	15.721	10:53:40.638	
2 -	1:00.162	1:00.768	2:00.930	74.04	5.029	10:55:41.568	
3 -	56.835	1:00.195	1:57.030 (3)	76.51	1.129	10:57:38.598	
4 -	56.121	1:00.055	1:56.176 (2)	77.07	0.275	10:59:34.774	
5 -	56.453	59.448	1:55.901 (1)	77.25		11:01:30.675	

Weather / Track : Cloudy / Dry

Donington Park GP
Circuit Length = 2.4873 miles
Start: 10:51 Flag 11:00 End: 11:02

BMCRG - MRO Championships 2016 - Rnd 2 @ Donington Park GP

EDlasia Formula 400 inc Sub 64 & Rookies

QUALIFYING - SECTOR ANALYSIS

SECTOR 1 = FL to I1, SECTOR 2 = I1 to FL, DIFF = Difference To Personal Best Lap

P26 63 Daniel HARDY		Kawasaki - Susan Beddall Holistic Training				
IDEAL LAP TIME : 1:56.068		BEST LAP TIME : 1:56.161		DIFFERENCE : 0.093		
LAP	SECTOR 1	SECTOR 2	LAP TIME	MPH	DIFF	TIME OF DAY
1 -	1:04.708	1:03.560	2:08.268	69.81	12.107	10:53:41.622
2 -	1:00.170	1:03.466	2:03.636	72.42	7.475	10:55:45.258
3 -	57.552	1:00.272	1:57.824 (3)	75.99	1.663	10:57:43.082
4 -	56.908	59.253	1:56.161 (1)	77.08		10:59:39.243
5 -	56.815	59.706	1:56.521 (2)	76.84	0.360	11:01:35.764

P27 29 S Giles HARWOOD		Yamaha -				
IDEAL LAP TIME : 1:56.845		BEST LAP TIME : 1:56.845		DIFFERENCE : 0.000		
LAP	SECTOR 1	SECTOR 2	LAP TIME	MPH	DIFF	TIME OF DAY
1 -	1:24.056	1:09.298	2:33.354	58.39	36.509	10:54:59.113
2 -	1:01.453	1:02.687	2:04.140 (3)	72.13	7.295	10:57:03.253
3 -	58.505	1:01.377	1:59.882 (2)	74.69	3.037	10:59:03.135
4 -	56.852	59.993	1:56.845 (1)	76.63		11:00:59.980

P28 122 Ricky MCGOVERN		Kawasaki -				
IDEAL LAP TIME : 1:57.242		BEST LAP TIME : 1:57.242		DIFFERENCE : 0.000		
LAP	SECTOR 1	SECTOR 2	LAP TIME	MPH	DIFF	TIME OF DAY
1 -	1:06.824	1:09.164	2:15.988	65.84	18.746	10:54:12.041
2 -	1:04.322	1:05.147	2:09.469	69.16	12.227	10:56:21.510
3 -	1:01.043	1:01.946	2:02.989 (3)	72.80	5.747	10:58:24.499
4 -	59.659	1:01.616	2:01.275 (2)	73.83	4.033	11:00:25.774
5 -	56.884	1:00.358	1:57.242 (1)	76.37		11:02:23.016

P29 24 S Harley GODZISZ		Honda -				
IDEAL LAP TIME : 1:57.446		BEST LAP TIME : 1:57.446		DIFFERENCE : 0.000		
LAP	SECTOR 1	SECTOR 2	LAP TIME	MPH	DIFF	TIME OF DAY
1 -	1:01.250	1:02.155	2:03.405	72.56	5.959	10:54:47.663
2 -	58.963	1:00.566	1:59.529	74.91	2.083	10:56:47.192
3 -	59.066	59.789	1:58.855 (2)	75.33	1.409	10:58:46.047
4 -	58.064	59.382	1:57.446 (1)	76.24		11:00:43.493
5 -	58.891	1:00.407	1:59.298 (3)	75.05	1.852	11:02:42.791

P30 18 R4 Sam DELANEY		Honda -				
IDEAL LAP TIME : 1:58.318		BEST LAP TIME : 1:58.318		DIFFERENCE : 0.000		
LAP	SECTOR 1	SECTOR 2	LAP TIME	MPH	DIFF	TIME OF DAY
1 -	1:02.948	1:04.413	2:07.361	70.30	9.043	10:55:37.123
2 -	58.436	1:00.914	1:59.350 (2)	75.02	1.032	10:57:36.473
3 -	57.466	1:00.852	1:58.318 (1)	75.68		10:59:34.791
4 -	58.298	1:01.440	1:59.738 (3)	74.78	1.420	11:01:34.529

P31 32 R4 Paul HANTON		Yamaha - Oaks carpentry				
IDEAL LAP TIME : 1:58.707		BEST LAP TIME : 1:58.707		DIFFERENCE : 0.000		
LAP	SECTOR 1	SECTOR 2	LAP TIME	MPH	DIFF	TIME OF DAY
1 -	1:03.084	1:05.825	2:08.909	69.46	10.202	10:53:34.382
2 -	1:00.915	1:02.576	2:03.491	72.51	4.784	10:55:37.873
3 -	1:00.091	1:02.756	2:02.847 (3)	72.89	4.140	10:57:40.720
4 -	58.990	1:00.870	1:59.860 (2)	74.70	1.153	10:59:40.580
5 -	58.835	59.872	1:58.707 (1)	75.43		11:01:39.287

P32 117 S Kieran BOYCE		Honda - Frank Boyce				
IDEAL LAP TIME : 1:59.053		BEST LAP TIME : 1:59.053		DIFFERENCE : 0.000		
LAP	SECTOR 1	SECTOR 2	LAP TIME	MPH	DIFF	TIME OF DAY
1 -	1:06.476	1:06.101	2:12.577	67.54	13.524	10:55:21.010
2 -	59.714	1:02.457	2:02.171 (3)	73.29	3.118	10:57:23.181

Weather / Track : Cloudy / Dry

Donington Park GP
Circuit Length = 2.4873 miles
Start: 10:51 Flag 11:00 End: 11:02

BMCRG - MRO Championships 2016 - Rnd 2 @ Donington Park GP

EDlasia Formula 400 inc Sub 64 & Rookies

QUALIFYING - SECTOR ANALYSIS

SECTOR 1 = FL to I1, SECTOR 2 = I1 to FL, DIFF = Difference To Personal Best Lap

3 -	59.114	1:02.365	2:01.479 (2)	73.71	2.426	10:59:24.660
4 -	57.862	1:01.191	1:59.053 (1)	75.21		11:01:23.713

P33 90 R4 Steve RAPA	Honda - Castech developments					
IDEAL LAP TIME : 1:57.980	BEST LAP TIME : 1:59.632		DIFFERENCE : 1.652			
LAP	SECTOR 1	SECTOR 2	LAP TIME	MPH	DIFF	TIME OF DAY
1 -	1:02.916	1:06.467	2:09.383 (3)	69.20	9.751	10:58:22.765
2 -	58.788	1:00.844	1:59.632 (1)	74.85		11:00:22.397
3 -	57.136	1:03.135	2:00.271 (2)	74.45	0.639	11:02:22.668

P34 114 Gary SMITH	Kawasaki - SDC / Mike Smith Tuning					
IDEAL LAP TIME :	BEST LAP TIME : 2:00.313		DIFFERENCE :			
LAP	SECTOR 1	SECTOR 2	LAP TIME	MPH	DIFF	TIME OF DAY
1 -			2:00.929 (2)	74.04	0.616	10:54:10.460
2 -			2:01.340 (3)	73.79	1.027	10:56:11.800
3 -			2:00.313 (1)	74.42		10:58:12.113

P35 112 S Aaron MELLISH	Honda - Laura Etherington					
IDEAL LAP TIME : 2:00.673	BEST LAP TIME : 2:00.673		DIFFERENCE : 0.000			
LAP	SECTOR 1	SECTOR 2	LAP TIME	MPH	DIFF	TIME OF DAY
1 -	1:04.485	1:06.030	2:10.515 (3)	68.60	9.842	10:53:37.193
2 -			4:33.254	32.76	2:32.581	10:58:10.447
3 -	59.736	1:00.937	2:00.673 (1)	74.20		11:00:11.120
4 -	1:00.598	1:00.957	2:01.555 (2)	73.66	0.882	11:02:12.675

P36 188 R4 Lydia THOMPSON	Kawasaki - Flintstone Racing - David Simons Tuning					
IDEAL LAP TIME : 2:00.966	BEST LAP TIME : 2:00.966		DIFFERENCE : 0.000			
LAP	SECTOR 1	SECTOR 2	LAP TIME	MPH	DIFF	TIME OF DAY
1 -	1:04.221	1:06.038	2:10.259	68.74	9.293	10:53:39.467
2 -	1:01.886	1:05.232	2:07.118 (2)	70.44	6.152	10:55:46.585
3 -	58.131	1:02.835	2:00.966 (1)	74.02		10:57:47.551
4 -	1:04.317	1:03.500	2:07.817	70.05	6.851	10:59:55.368
5 -	1:02.000	1:05.324	2:07.324 (3)	70.32	6.358	11:02:02.692

P37 104 S David OGDEN	Yamaha - M & M Motorcycles, Cambridge					
IDEAL LAP TIME : 2:03.411	BEST LAP TIME : 2:03.411		DIFFERENCE : 0.000			
LAP	SECTOR 1	SECTOR 2	LAP TIME	MPH	DIFF	TIME OF DAY
1 -	1:09.709	1:08.113	2:17.822	64.97	14.411	10:53:50.234
2 -	1:08.506	1:02.591	2:11.097	68.30	7.686	10:56:01.331
3 -	1:01.230	1:02.181	2:03.411 (1)	72.55		10:58:04.742
4 -	1:01.587	1:04.215	2:05.802 (2)	71.17	2.391	11:00:10.544
5 -	1:03.632	1:03.810	2:07.442 (3)	70.26	4.031	11:02:17.986

P38 77 Ray PETTY	Kawasaki -					
IDEAL LAP TIME : 2:02.426	BEST LAP TIME : 2:03.539		DIFFERENCE : 1.113			
LAP	SECTOR 1	SECTOR 2	LAP TIME	MPH	DIFF	TIME OF DAY
1 -	1:02.565	1:04.632	2:07.197 (2)	70.39	3.658	10:53:33.575
2 -	1:00.179	1:03.360	2:03.539 (1)	72.48		10:55:37.114
3 -	59.066	1:14.602	2:13.668	66.99	10.129	10:57:50.782
4 -	1:03.549	1:06.555	2:10.104 (3)	68.82	6.565	11:00:00.886

P39 66 James CASWELL	Honda -					
IDEAL LAP TIME : 2:04.954	BEST LAP TIME : 2:04.954		DIFFERENCE : 0.000			
LAP	SECTOR 1	SECTOR 2	LAP TIME	MPH	DIFF	TIME OF DAY
1 -	1:10.305	1:05.880	2:16.185 (2)	65.75	11.231	10:58:53.566
2 -	1:00.700	1:04.254	2:04.954 (1)	71.66		11:00:58.520

Weather / Track : Cloudy / Dry

Donington Park GP
Circuit Length = 2.4873 miles
Start: 10:51 Flag 11:00 End: 11:02

BMCRG - MRO Championships 2016 - Rnd 2 @ Donington Park GP

EDlasia Formula 400 inc Sub 64 & Rookies

QUALIFYING - SECTOR ANALYSIS

SECTOR 1 = FL to I1, SECTOR 2 = I1 to FL, DIFF = Difference To Personal Best Lap

P40 37 S Nigel KEMP		Kawasaki -				
IDEAL LAP TIME : 2:04.245		BEST LAP TIME : 2:05.446		DIFFERENCE : 1.201		
LAP	SECTOR 1	SECTOR 2	LAP TIME	MPH	DIFF	TIME OF DAY
1 -	1:08.171	1:08.669	2:16.840	65.43	11.394	10:53:51.798
2 -	1:06.741	1:05.017	2:11.758	67.96	6.312	10:56:03.556
3 -	1:02.415	1:03.031	2:05.446 (1)	71.38		10:58:09.002
4 -	1:02.366	1:04.965	2:07.331 (3)	70.32	1.885	11:00:16.333
5 -	1:01.214	1:04.591	2:05.805 (2)	71.17	0.359	11:02:22.138

P41 36 R4 Mathew COLE		Kawasaki - Hampshire Hypnotherapy				
IDEAL LAP TIME : 2:07.542		BEST LAP TIME : 2:07.542		DIFFERENCE : 0.000		
LAP	SECTOR 1	SECTOR 2	LAP TIME	MPH	DIFF	TIME OF DAY
1 -	1:07.694	1:08.994	2:16.688	65.51	9.146	10:55:09.995
2 -	1:04.300	1:07.283	2:11.583 (3)	68.05	4.041	10:57:21.578
3 -	1:03.724	1:05.989	2:09.713 (2)	69.03	2.171	10:59:31.291
4 -	1:01.885	1:05.657	2:07.542 (1)	70.20		11:01:38.833

P42 88 Peter RANDALL		Kawasaki -				
IDEAL LAP TIME : 2:10.570		BEST LAP TIME : 2:10.570		DIFFERENCE : 0.000		
LAP	SECTOR 1	SECTOR 2	LAP TIME	MPH	DIFF	TIME OF DAY
1 -	1:10.006	1:08.601	2:18.607	64.60	8.037	10:53:49.880
2 -	1:09.494	1:08.696	2:18.190	64.79	7.620	10:56:08.070
3 -	1:07.618	1:06.782	2:14.400 (3)	66.62	3.830	10:58:22.470
4 -	1:06.290	1:05.622	2:11.912 (2)	67.88	1.342	11:00:34.382
5 -	1:05.276	1:05.294	2:10.570 (1)	68.57		11:02:44.952

P43 53 R4 Robert STEWART		Kawasaki -				
IDEAL LAP TIME : 2:15.218		BEST LAP TIME : 2:15.218		DIFFERENCE : 0.000		
LAP	SECTOR 1	SECTOR 2	LAP TIME	MPH	DIFF	TIME OF DAY
1 -	1:15.391	1:14.305	2:29.696	59.81	14.478	10:54:07.353
2 -	1:11.733	1:13.091	2:24.824 (3)	61.82	9.606	10:56:32.177
3 -	1:09.652	1:07.939	2:17.591 (2)	65.08	2.373	10:58:49.768
4 -	1:08.099	1:07.119	2:15.218 (1)	66.22		11:01:04.986

P44 134 S Debbie PETTET		Kawasaki -				
IDEAL LAP TIME : 2:28.963		BEST LAP TIME : 2:30.628		DIFFERENCE : 1.665		
LAP	SECTOR 1	SECTOR 2	LAP TIME	MPH	DIFF	TIME OF DAY
1 -	1:15.299	1:17.174	2:32.473	58.72	1.845	10:54:05.870
2 -	1:12.830	1:17.798	2:30.628 (1)	59.44		10:56:36.498
3 -	1:14.942	1:16.133	2:31.075 (3)	59.27	0.447	10:59:07.573
4 -	1:14.456	1:16.596	2:31.052 (2)	59.28	0.424	11:01:38.625

BMCRC - MRO Championships 2016 - Rnd 2 @ Donington Park GP

EDlasia Formula 400 inc Sub 64 & Rookies

QUALIFYING - BEST SECTORS

SECTOR 1				SECTOR 2				IDEAL / BEST COMPARISON				
POS	NO	NAME	TIME	NO	NAME	TIME	POS	NO	NAME	IDEAL	BEST	DIFF
1	2	GILL	50.760	2	GILL	54.377	1	2	GILL	1:45.137	1:45.699	0.562
2	61	FOOKS	52.875	51	JARMAN	55.330	2	51	JARMAN	1:48.708	1:48.708	0.000
3	3	HENNING	53.209	3	HENNING	55.556	3	3	HENNING	1:48.765	1:48.779	0.014
4	86	SCOTT	53.289	127	GREEN	56.129	4	61	FOOKS	1:49.679	1:49.679	0.000
5	51	JARMAN	53.378	48	WELSH	56.297	5	48	WELSH	1:49.724	1:49.724	0.000
6	48	WELSH	53.427	61	FOOKS	56.804	6	127	GREEN	1:50.278	1:50.278	0.000
7	169	MASTERS	53.933	78	POVAH	56.933	7	86	SCOTT	1:50.462	1:50.462	0.000
8	143	PICKLES	54.029	45	MOORE	56.977	8	143	PICKLES	1:51.155	1:51.469	0.314
9	127	GREEN	54.149	17	VARLEY	56.981	9	45	MOORE	1:51.232	1:51.232	0.000
10	81	GRANT	54.226	143	PICKLES	57.126	10	81	GRANT	1:51.825	1:51.825	0.000
11	45	MOORE	54.255	86	SCOTT	57.173	11	169	MASTERS	1:51.843	1:52.172	0.329
12	226	HARTGROVE	54.643	81	GRANT	57.599	12	78	POVAH	1:52.051	1:52.051	0.000
13	33	JOHNSTONE	54.816	13	FURNISS	57.801	13	17	VARLEY	1:52.210	1:53.432	1.222
14	8	CORKETT	54.888	14	EDMONDSON	57.842	14	226	HARTGROVE	1:52.602	1:53.114	0.512
15	22	HARVIEK	55.097	169	MASTERS	57.910	15	23	EVANS	1:53.029	1:53.029	0.000
16	23	EVANS	55.115	23	EVANS	57.914	16	22	HARVIEK	1:53.124	1:53.124	0.000
17	78	POVAH	55.118	226	HARTGROVE	57.959	17	8	CORKETT	1:53.261	1:53.261	0.000
18	31	LAWRENCE	55.120	22	HARVIEK	58.027	18	14	EDMONDSON	1:53.499	1:53.669	0.170
19	17	VARLEY	55.229	28	HODGSON	58.044	19	33	JOHNSTONE	1:53.557	1:53.557	0.000
20	14	EDMONDSON	55.657	8	CORKETT	58.373	20	13	FURNISS	1:53.837	1:53.837	0.000
21	13	FURNISS	56.036	85	ROBINSON	58.443	21	31	LAWRENCE	1:54.314	1:55.331	1.017
22	65	MOXON	56.121	33	JOHNSTONE	58.741	22	28	HODGSON	1:54.435	1:54.760	0.325
23	148	SINCLAIR	56.352	148	SINCLAIR	59.046	23	85	ROBINSON	1:54.820	1:54.820	0.000
24	85	ROBINSON	56.377	31	LAWRENCE	59.194	24	148	SINCLAIR	1:55.398	1:55.711	0.313
25	28	HODGSON	56.391	63	HARDY	59.253	25	65	MOXON	1:55.569	1:55.901	0.332
26	63	HARDY	56.815	24	GODZISZ	59.382	26	63	HARDY	1:56.068	1:56.161	0.093
27	29	HARWOOD	56.852	65	MOXON	59.448	27	29	HARWOOD	1:56.845	1:56.845	0.000
28	122	MCGOVERN	56.884	32	HANTON	59.872	28	122	MCGOVERN	1:57.242	1:57.242	0.000
29	90	RAPA	57.136	29	HARWOOD	59.993	29	24	GODZISZ	1:57.446	1:57.446	0.000
30	18	DELANEY	57.466	122	MCGOVERN	1:00.358	30	90	RAPA	1:57.980	1:59.632	1.652
31	117	BOYCE	57.862	90	RAPA	1:00.844	31	18	DELANEY	1:58.318	1:58.318	0.000
32	24	GODZISZ	58.064	18	DELANEY	1:00.852	32	32	HANTON	1:58.707	1:58.707	0.000
33	188	THOMPSON	58.131	112	MELLISH	1:00.937	33	117	BOYCE	1:59.053	1:59.053	0.000
34	32	HANTON	58.835	117	BOYCE	1:01.191	34	112	MELLISH	2:00.673	2:00.673	0.000
35	77	PETTY	59.066	104	OGDEN	1:02.181	35	188	THOMPSON	2:00.966	2:00.966	0.000
36	112	MELLISH	59.736	188	THOMPSON	1:02.835	36	77	PETTY	2:02.426	2:03.539	1.113
37	66	CASWELL	1:00.700	37	KEMP	1:03.031	37	104	OGDEN	2:03.411	2:03.411	0.000
38	37	KEMP	1:01.214	77	PETTY	1:03.360	38	37	KEMP	2:04.245	2:05.446	1.201
39	104	OGDEN	1:01.230	66	CASWELL	1:04.254	39	66	CASWELL	2:04.954	2:04.954	0.000
40	36	COLE	1:01.885	88	RANDALL	1:05.294	40	36	COLE	2:07.542	2:07.542	0.000
41	88	RANDALL	1:05.276	36	COLE	1:05.657	41	88	RANDALL	2:10.570	2:10.570	0.000
42	53	STEWART	1:08.099	53	STEWART	1:07.119	42	53	STEWART	2:15.218	2:15.218	0.000
43	134	PETTET	1:12.830	134	PETTET	1:16.133	43	134	PETTET	2:28.963	2:30.628	1.665
44							44	114	SMITH		2:00.313	

Weather / Track : Cloudy / Dry

Donington Park GP

Circuit Length = 2.4873 miles

Start: 10:51 Flag 11:00 End: 11:02

Results can be found at www.tsl-timing.com

Printed - 11:03 Saturday, 09 April 2016

BMCRC - MRO Championships 2016 - Rnd 2 @ Donington Park GP



EDAsia Formula 400 inc Sub 64

RACE 10 - CLASSIFICATION

POS	NO	CL	PIC NAME	ENTRY	LAPS	TIME	GAP	DIFF	MPH	BEST	ON
1	51		1 Emma JARMAN	Kawasaki - RDRacing & EDIAsia	6	12:13.480			73.06	1:57.373	6
2	2		2 Andrew GILL	Kawasaki - RMKD Racing	6	12:24.284	10.804	10.804	72.00	2:00.438	6
3	114		3 Gary SMITH	Kawasaki - SDC / Mike Smith Tuning	6	12:25.287	11.807	1.003	71.90	1:58.995	5
4	86*		4 Mathew SCOTT	Kawasaki -	6	12:33.255	19.775	7.968	71.14	2:03.221	5
5	61	S	1 Oliver FOOKS	Aprilia - Surrey Engineering Plant Services Ltd	6	12:37.584	24.104	4.329	70.73	2:00.926	5
6	143		5 Scott PICKLES	Kawasaki - Ls plumbing and heating	6	12:37.925	24.445	0.341	70.70	2:04.001	4
7	48		6 Richie WELSH	Yamaha - EDEN'S BABY EXPERIENCES	6	12:47.979	34.499	10.054	69.78	2:03.645	6
8	13		7 Alex FURNISS	Yamaha - Nikki Furnuss	6	12:49.497	36.017	1.518	69.64	2:05.136	2
9	33	S	2 Carl JOHNSTONE	Yamaha - EDIasia	6	12:52.366	38.886	2.869	69.38	2:04.747	3
10	8	S	3 Darren CORKETT	Honda - Jackson & Phillips	6	12:52.571	39.091	0.205	69.36	2:05.830	6
11	122		8 Ricky MCGOVERN	Kawasaki -	6	12:58.881	45.401	6.310	68.80	2:04.109	5
12	3		9 Gary HENNING	Kawasaki - SGT motorcycles	6	13:00.707	47.227	1.826	68.64	2:01.235	3
13	29	S	4 Giles HARWOOD	Yamaha -	6	13:04.199	50.719	3.492	68.33	2:06.514	6
14	78		10 Keith POVAH	Honda - www.78Plate.com ScreenPrinting	6	13:04.222	50.742	0.023	68.33	2:05.139	6
15	22	S	5 Dave HARVIEK	Kawasaki - SW Roofing Group	6	13:11.638	58.158	7.416	67.69	2:06.972	3
16	65	S	6 Andrew MOXON	Honda -	6	13:22.480	1:09.000	10.842	66.78	2:06.907	3
17	81	S	7 Scott GRANT	Yamaha - SEAGER engineering/Interim FM Solutior	6	13:30.043	1:16.563	7.563	66.15	2:10.980	3
18	63		11 Daniel HARDY	Kawasaki - Susan Beddall Holistic Training	6	13:49.299	1:35.819	19.256	64.62	2:15.277	4
19	24	S	8 Harley GODZISZ	Honda -	6	13:58.825	1:45.345	9.526	63.88	2:16.785	4
20	117	S	9 Kieran BOYCE	Honda - Frank Boyce	6	14:16.381	2:02.901	17.556	62.57	2:18.839	4
21	112	S	10 Aaron MELLISH	Honda - Laura Etherington	5	12:13.594	1 Lap	1 Lap	60.84	2:24.751	2
22	88		12 Peter RANDALL	Kawasaki -	5	12:15.617	1 Lap	2.023	60.67	2:21.894	3
23	38		13 Tom SAVILLE	Kawasaki -	5	12:52.150	1 Lap	36.533	57.80	2:25.420	3

NOT CLASSIFIED

DNF	17		Ryan VARLEY	Kawasaki -	4	8:16.767	2 Laps	1 Lap	71.82	2:00.095	4
DNF	28	S	Kurt HODGSON	Honda - some local fools	4	8:51.024	2 Laps	34.257	67.19	2:06.954	4
DNF	134	S	Debbie PETTET	Kawasaki -	3	8:11.605	3 Laps	1 Lap	54.36	2:42.089	2
DNF	127		Adam GREEN	Kawasaki - Royal Air Force Motorsport Association	2	4:26.089	4 Laps	1 Lap	66.79	2:09.662	2
DNF	23*	S	Tham EVANS	Honda - Vanilla Electronics	2	4:35.255	4 Laps	9.166	64.56	2:13.270	2
DNF	66		James CASWELL	Honda -	2	4:35.355	4 Laps	0.100	64.54	2:12.760	2

FASTEST LAP

51			Emma JARMAN	Kawasaki - RDRacing & EDIAsia	6	1:57.373		76.29 mph		122.77 kph	
61	S		Oliver FOOKS	Aprilia - Surrey Engineering Plant Services Ltd	5	2:00.926		74.04 mph		119.17 kph	

* BIKE #86 - NO WORKING TRANSPONDER, PLEASE FIX FOR NEXT RACE.

* BIKE #23 - LOW TRANSPONDER BATTERY, PLEASE CHARGE.

Class - 90% of Race Speed = 65.75 mph

Class S - 90% of Race Speed = 63.65 mph

Donington Park GP

Circuit Length = 2.4873 miles

Start: 15:52 Flag 16:04 End: 16:07

Weather / Track : Cloudy / Damp

These results are provisional until the conclusion of any judicial and technical matters.

Clerk Of Course :	Timekeeper :
-------------------	--------------

Results can be found at www.tsl-timing.com

Printed - 16:07 Saturday, 09 April 2016



BMCRC - MRO Championships 2016 - Rnd 2 @ Donington Park GP

EDlasia Formula 400 inc Sub 64

RACE 10 - LAP CHART

LAP 1 @ 15:54:45.608

NO	BEHIND	LAP TIME
17		2:09.053
2	1.580	2:10.633
3	3.331	2:12.384
143	3.452	2:12.505
51	3.803	2:12.856
86	4.386	2:13.439
61	5.233	2:14.286
48	5.842	2:14.895
13	6.360	2:15.413
127	7.374	2:16.427
114	7.817	2:16.870
33	8.303	2:17.356
8	8.620	2:17.673
78	11.227	2:20.280
22	11.772	2:20.825
81	12.239	2:21.292
65	12.712	2:21.765
23	12.932	2:21.985
122	12.953	2:22.006
66	13.542	2:22.595
28	13.826	2:22.879
29	14.021	2:23.074
117	17.347	2:26.400
63	18.497	2:27.550
112	19.763	2:28.816
24	20.200	2:29.253
88	27.621	2:36.674
134	37.269	2:46.322
38	40.268	2:49.321

LAP 2 @ 15:56:49.561

NO	BEHIND	LAP TIME
17		2:03.953
2	2.325	2:04.698
51	4.143	2:04.293
3	4.379	2:05.001
86	4.849	2:04.416
143	5.409	2:05.910
13	7.543	2:05.136
48	9.417	2:07.528
114	10.306	2:06.442
33	10.860	2:06.510
61	11.536	2:10.256
127	13.083	2:09.662
8	13.326	2:08.659
22	16.766	2:08.947
122	19.683	2:10.683
78	21.268	2:13.994
65	21.568	2:12.809
29	21.964	2:11.896
23	22.249	2:13.270
66	22.349	2:12.760
28	22.462	2:12.589
81	22.651	2:14.365
63	30.105	2:15.561
117	33.762	2:20.368
24	34.711	2:18.464
112	40.561	2:24.751
88	50.480	2:26.812
38	1:14.382	2:38.067
134	1:15.405	2:42.089

LAP 3 @ 15:58:53.227

NO	BEHIND	LAP TIME
17		2:03.666
51	0.888	2:00.411
3	1.948	2:01.235
2	2.333	2:03.674
86	4.602	2:03.419
143	6.100	2:04.357
13	9.534	2:05.657
114	9.969	2:03.329
61	10.225	2:02.355
33	11.941	2:04.747
48	14.439	2:08.688
8	16.231	2:06.571
22	20.072	2:06.972
65	24.809	2:06.907
122	24.965	2:08.948
29	26.401	2:08.103
28	27.398	2:08.602
78	28.695	2:11.093
81	29.965	2:10.980
63	42.895	2:16.456
24	50.661	2:19.616
117	52.875	2:22.779
112	1:06.394	2:29.499
88	1:08.708	2:21.894
38	1:36.136	2:25.420
134	1:54.933	2:43.194

LAP 4 @ 16:00:53.322

NO	BEHIND	LAP TIME
17		2:00.095
51	0.418	1:59.625
3	3.602	2:01.749
2	4.637	2:02.399
86	8.020	2:03.513
143	10.006	2:04.001
114	10.157	2:00.283
61	11.934	2:01.804
13	18.193	2:08.754
33	20.043	2:08.197
48	22.169	2:07.825
8	22.610	2:06.474
22	30.502	2:10.525
122	31.500	2:06.630
65	32.949	2:08.235
29	33.518	2:07.212
28	34.257	2:06.954
78	36.185	2:07.585
81	44.868	2:14.998
63	58.077	2:15.277
24	1:07.351	2:16.785
117	1:11.619	2:18.839
112	1:31.116	2:24.817
88	1:31.901	2:23.288

LAP 5 @ 16:02:52.662

NO	BEHIND	LAP TIME
51		1:58.922
38	1 Lap	2:27.010
3	6.900	2:02.638
2	7.739	2:02.442
114	9.812	1:58.995

86	11.901	2:03.221
61	13.520	2:00.926
143	15.326	2:04.660
13	27.952	2:09.099
48	28.227	2:05.398
33	30.290	2:09.587
8	30.634	2:07.364
122	36.269	2:04.109
29	41.578	2:07.400
22	42.665	2:11.503
78	42.976	2:06.131
65	50.914	2:17.305
81	59.417	2:13.889
63	1:16.770	2:18.033
24	1:25.150	2:17.139
117	1:36.187	2:23.908

LAP 6 @ 16:04:50.035

NO	BEHIND	LAP TIME
51		1:57.373
112	1 Lap	2:25.711
88	1 Lap	2:26.949
2	10.804	2:00.438
114	11.807	1:59.368
86	19.775	2:05.247
61	24.104	2:07.957
143	24.445	2:06.492
48	34.499	2:03.645
13	36.017	2:05.438
38	1 Lap	2:32.332
33	38.886	2:05.969
8	39.091	2:05.830
122	45.401	2:06.505
3	47.227	2:37.700
29	50.719	2:06.514
78	50.742	2:05.139
22	58.158	2:12.866
65	1:09.000	2:15.459
81	1:16.563	2:14.519
63	1:35.819	2:16.422
24	1:45.345	2:17.568
117	2:02.901	2:24.087

Weather / Track : Cloudy / Damp

Results can be found at www.tsl-timing.com

Donington Park GP

Circuit Length = 2.4873 miles

Start: 15:52 Flag 16:04 End: 16:07

Printed - 16:08 Saturday, 09 April 2016

BMCRG - MRO Championships 2016 - Rnd 2 @ Donington Park GP

EDlasia Formula 400 inc Sub 64

RACE 10 - SECTOR ANALYSIS

SECTOR 1 = FL to I1, SECTOR 2 = I1 to FL, DIFF = Difference To Personal Best Lap

P1 51 Emma JARMAN		Kawasaki - RDRacing & EDIAsia				
IDEAL LAP TIME : 1:57.099		BEST LAP TIME : 1:57.373		DIFFERENCE : 0.274		
LAP	SECTOR 1	SECTOR 2	LAP TIME	MPH	DIFF	TIME OF DAY
1 -		1:04.366	2:12.856	67.39	15.483	15:54:49.411
2 -	1:01.643	1:02.650	2:04.293	72.04	6.920	15:56:53.704
3 -	59.081	1:01.330	2:00.411	74.36	3.038	15:58:54.115
4 -	58.861	1:00.764	1:59.625 (3)	74.85	2.252	16:00:53.740
5 -	59.326	59.596	1:58.922 (2)	75.29	1.549	16:02:52.662
6 -	57.503	59.870	1:57.373 (1)	76.29		16:04:50.035

P2 2 Andrew GILL		Kawasaki - RMKD Racing				
IDEAL LAP TIME : 2:00.438		BEST LAP TIME : 2:00.438		DIFFERENCE : 0.000		
LAP	SECTOR 1	SECTOR 2	LAP TIME	MPH	DIFF	TIME OF DAY
1 -		1:03.754	2:10.633	68.54	10.195	15:54:47.188
2 -	1:02.039	1:02.659	2:04.698	71.80	4.260	15:56:51.886
3 -	1:00.729	1:02.945	2:03.674	72.40	3.236	15:58:55.560
4 -	1:00.478	1:01.921	2:02.399 (2)	73.15	1.961	16:00:57.959
5 -	1:00.556	1:01.886	2:02.442 (3)	73.13	2.004	16:03:00.401
6 -	59.698	1:00.740	2:00.438 (1)	74.34		16:05:00.839

P3 114 Gary SMITH		Kawasaki - SDC / Mike Smith Tuning				
IDEAL LAP TIME : 1:58.995		BEST LAP TIME : 1:58.995		DIFFERENCE : 0.000		
LAP	SECTOR 1	SECTOR 2	LAP TIME	MPH	DIFF	TIME OF DAY
1 -		1:05.763	2:16.870	65.42	17.875	15:54:53.425
2 -	1:01.322	1:05.120	2:06.442	70.81	7.447	15:56:59.867
3 -	1:00.170	1:03.159	2:03.329	72.60	4.334	15:59:03.196
4 -	58.847	1:01.436	2:00.283 (3)	74.44	1.288	16:01:03.479
5 -	57.757	1:01.238	1:58.995 (1)	75.25		16:03:02.474
6 -	57.915	1:01.453	1:59.368 (2)	75.01	0.373	16:05:01.842

P4 86 Mathew SCOTT		Kawasaki -				
IDEAL LAP TIME :		BEST LAP TIME : 2:03.221		DIFFERENCE :		
LAP	SECTOR 1	SECTOR 2	LAP TIME	MPH	DIFF	TIME OF DAY
1 -			2:13.439	67.10	10.218	15:54:49.994
2 -			2:04.416	71.97	1.195	15:56:54.410
3 -			2:03.419 (2)	72.55	0.198	15:58:57.829
4 -			2:03.513 (3)	72.49	0.292	16:01:01.342
5 -			2:03.221 (1)	72.66		16:03:04.563
6 -			2:05.247	71.49	2.026	16:05:09.810

P5 61 S Oliver FOOKS		Aprilia - Surrey Engineering Plant Services Ltd				
IDEAL LAP TIME : 2:00.926		BEST LAP TIME : 2:00.926		DIFFERENCE : 0.000		
LAP	SECTOR 1	SECTOR 2	LAP TIME	MPH	DIFF	TIME OF DAY
1 -		1:06.938	2:14.286	66.68	13.360	15:54:50.841
2 -	1:00.939	1:09.317	2:10.256	68.74	9.330	15:57:01.097
3 -	59.791	1:02.564	2:02.355 (3)	73.18	1.429	15:59:03.452
4 -	58.942	1:02.862	2:01.804 (2)	73.51	0.878	16:01:05.256
5 -	58.489	1:02.437	2:00.926 (1)	74.04		16:03:06.182
6 -	59.231	1:08.726	2:07.957	69.98	7.031	16:05:14.139

P6 143 Scott PICKLES		Kawasaki - Ls plumbing and heating				
IDEAL LAP TIME : 2:03.822		BEST LAP TIME : 2:04.001		DIFFERENCE : 0.179		
LAP	SECTOR 1	SECTOR 2	LAP TIME	MPH	DIFF	TIME OF DAY
1 -		1:04.604	2:12.505	67.57	8.504	15:54:49.060
2 -	1:01.692	1:04.218	2:05.910	71.11	1.909	15:56:54.970
3 -	1:00.749	1:03.608	2:04.357 (2)	72.00	0.356	15:58:59.327
4 -	1:00.928	1:03.073	2:04.001 (1)	72.21		16:01:03.328
5 -	1:00.792	1:03.868	2:04.660 (3)	71.83	0.659	16:03:07.988

Weather / Track : Cloudy / Damp

Donington Park GP
Circuit Length = 2.4873 miles
Start: 15:52 Flag 16:04 End: 16:07

BMCRG - MRO Championships 2016 - Rnd 2 @ Donington Park GP

EDlasia Formula 400 inc Sub 64

RACE 10 - SECTOR ANALYSIS

SECTOR 1 = FL to I1, SECTOR 2 = I1 to FL, DIFF = Difference To Personal Best Lap

6 - 1:02.296 1:04.196 2:06.492 70.79 2.491 16:05:14.480

P7 48		Richie WELSH		Yamaha - EDEN'S BABY EXPERIENCES		
IDEAL LAP TIME : 2:03.645		BEST LAP TIME : 2:03.645		DIFFERENCE : 0.000		
LAP	SECTOR 1	SECTOR 2	LAP TIME	MPH	DIFF	TIME OF DAY
1 -		1:05.039	2:14.895	66.38	11.250	15:54:51.450
2 -	1:01.898	1:05.630	2:07.528 (3)	70.21	3.883	15:56:58.978
3 -	1:02.661	1:06.027	2:08.688	69.58	5.043	15:59:07.666
4 -	1:03.231	1:04.594	2:07.825	70.05	4.180	16:01:15.491
5 -	1:01.452	1:03.946	2:05.398 (2)	71.40	1.753	16:03:20.889
6 -	1:00.192	1:03.453	2:03.645 (1)	72.42		16:05:24.534

P8 13		Alex FURNISS		Yamaha - Nikki Furniss		
IDEAL LAP TIME : 2:04.575		BEST LAP TIME : 2:05.136		DIFFERENCE : 0.561		
LAP	SECTOR 1	SECTOR 2	LAP TIME	MPH	DIFF	TIME OF DAY
1 -		1:06.046	2:15.413	66.12	10.277	15:54:51.968
2 -	1:00.890	1:04.246	2:05.136 (1)	71.55		15:56:57.104
3 -	1:00.488	1:05.169	2:05.657 (3)	71.26	0.521	15:59:02.761
4 -	1:02.821	1:05.933	2:08.754	69.54	3.618	16:01:11.515
5 -	1:02.409	1:06.690	2:09.099	69.36	3.963	16:03:20.614
6 -	1:01.351	1:04.087	2:05.438 (2)	71.38	0.302	16:05:26.052

P9 33 S		Carl JOHNSTONE		Yamaha - EDlasia		
IDEAL LAP TIME : 2:04.138		BEST LAP TIME : 2:04.747		DIFFERENCE : 0.609		
LAP	SECTOR 1	SECTOR 2	LAP TIME	MPH	DIFF	TIME OF DAY
1 -		1:05.958	2:17.356	65.19	12.609	15:54:53.911
2 -	1:01.925	1:04.585	2:06.510 (3)	70.78	1.763	15:57:00.421
3 -	1:01.525	1:03.222	2:04.747 (1)	71.78		15:59:05.168
4 -	1:00.916	1:07.281	2:08.197	69.84	3.450	16:01:13.365
5 -	1:03.795	1:05.792	2:09.587	69.09	4.840	16:03:22.952
6 -	1:01.567	1:04.402	2:05.969 (2)	71.08	1.222	16:05:28.921

P10 8 S		Darren CORKETT		Honda - Jackson & Phillips		
IDEAL LAP TIME : 2:05.815		BEST LAP TIME : 2:05.830		DIFFERENCE : 0.015		
LAP	SECTOR 1	SECTOR 2	LAP TIME	MPH	DIFF	TIME OF DAY
1 -		1:06.966	2:17.673	65.04	11.843	15:54:54.228
2 -	1:02.715	1:05.944	2:08.659	69.59	2.829	15:57:02.887
3 -	1:01.858	1:04.713	2:06.571 (3)	70.74	0.741	15:59:09.458
4 -	1:02.158	1:04.316	2:06.474 (2)	70.80	0.644	16:01:15.932
5 -	1:01.572	1:05.792	2:07.364	70.30	1.534	16:03:23.296
6 -	1:01.587	1:04.243	2:05.830 (1)	71.16		16:05:29.126

P11 122		Ricky MCGOVERN		Kawasaki -		
IDEAL LAP TIME : 2:04.109		BEST LAP TIME : 2:04.109		DIFFERENCE : 0.000		
LAP	SECTOR 1	SECTOR 2	LAP TIME	MPH	DIFF	TIME OF DAY
1 -		1:08.758	2:22.006	63.05	17.897	15:54:58.561
2 -	1:04.529	1:06.154	2:10.683	68.52	6.574	15:57:09.244
3 -	1:02.689	1:06.259	2:08.948	69.44	4.839	15:59:18.192
4 -	1:02.189	1:04.441	2:06.630 (3)	70.71	2.521	16:01:24.822
5 -	1:00.108	1:04.001	2:04.109 (1)	72.14		16:03:28.931
6 -	1:00.960	1:05.545	2:06.505 (2)	70.78	2.396	16:05:35.436

P12 3		Gary HENNING		Kawasaki - SGT motorcycles		
IDEAL LAP TIME : 2:01.235		BEST LAP TIME : 2:01.235		DIFFERENCE : 0.000		
LAP	SECTOR 1	SECTOR 2	LAP TIME	MPH	DIFF	TIME OF DAY
1 -		1:05.026	2:12.384	67.63	11.149	15:54:48.939
2 -	1:01.530	1:03.471	2:05.001	71.63	3.766	15:56:53.940
3 -	59.505	1:01.730	2:01.235 (1)	73.86		15:58:55.175

Weather / Track : Cloudy / Damp

Donington Park GP
Circuit Length = 2.4873 miles
Start: 15:52 Flag 16:04 End: 16:07

BMCRC - MRO Championships 2016 - Rnd 2 @ Donington Park GP

EDlasia Formula 400 inc Sub 64

RACE 10 - SECTOR ANALYSIS

SECTOR 1 = FL to I1, SECTOR 2 = I1 to FL, DIFF = Difference To Personal Best Lap

4 -	59.571	1:02.178	2:01.749 (2)	73.54	0.514	16:00:56.924
5 -	1:00.625	1:02.013	2:02.638 (3)	73.01	1.403	16:02:59.562
6 -	1:00.144	1:37.556	2:37.700	56.78	36.465	16:05:37.262

P13	29 S	Giles HARWOOD	Yamaha -			
IDEAL LAP TIME : 2:05.723		BEST LAP TIME : 2:06.514	DIFFERENCE : 0.791			
LAP	SECTOR 1	SECTOR 2	LAP TIME	MPH	DIFF	TIME OF DAY
1 -		1:08.030	2:23.074	62.58	16.560	15:54:59.629
2 -	1:05.023	1:06.873	2:11.896	67.89	5.382	15:57:11.525
3 -	1:02.652	1:05.451	2:08.103	69.90	1.589	15:59:19.628
4 -	1:02.654	1:04.558	2:07.212 (2)	70.39	0.698	16:01:26.840
5 -	1:01.585	1:05.815	2:07.400 (3)	70.28	0.886	16:03:34.240
6 -	1:01.165	1:05.349	2:06.514 (1)	70.77		16:05:40.754

P14	78	Keith POVAH	Honda - www.78Plate.com ScreenPrinting			
IDEAL LAP TIME : 2:05.096		BEST LAP TIME : 2:05.139	DIFFERENCE : 0.043			
LAP	SECTOR 1	SECTOR 2	LAP TIME	MPH	DIFF	TIME OF DAY
1 -		1:09.248	2:20.280	63.83	15.141	15:54:56.835
2 -	1:06.033	1:07.961	2:13.994	66.82	8.855	15:57:10.829
3 -	1:04.535	1:06.558	2:11.093	68.30	5.954	15:59:21.922
4 -	1:02.566	1:05.019	2:07.585 (3)	70.18	2.446	16:01:29.507
5 -	1:01.521	1:04.610	2:06.131 (2)	70.99	0.992	16:03:35.638
6 -	1:01.564	1:03.575	2:05.139 (1)	71.55		16:05:40.777

P15	22 S	Dave HARVIEK	Kawasaki - SW Roofing Group			
IDEAL LAP TIME : 2:06.972		BEST LAP TIME : 2:06.972	DIFFERENCE : 0.000			
LAP	SECTOR 1	SECTOR 2	LAP TIME	MPH	DIFF	TIME OF DAY
1 -		1:08.570	2:20.825	63.58	13.853	15:54:57.380
2 -	1:03.739	1:05.208	2:08.947 (2)	69.44	1.975	15:57:06.327
3 -	1:01.821	1:05.151	2:06.972 (1)	70.52		15:59:13.299
4 -	1:02.834	1:07.691	2:10.525 (3)	68.60	3.553	16:01:23.824
5 -	1:03.355	1:08.148	2:11.503	68.09	4.531	16:03:35.327
6 -	1:03.708	1:09.158	2:12.866	67.39	5.894	16:05:48.193

P16	65 S	Andrew MOXON	Honda -			
IDEAL LAP TIME : 2:06.741		BEST LAP TIME : 2:06.907	DIFFERENCE : 0.166			
LAP	SECTOR 1	SECTOR 2	LAP TIME	MPH	DIFF	TIME OF DAY
1 -		1:08.710	2:21.765	63.16	14.858	15:54:58.320
2 -	1:04.944	1:07.865	2:12.809 (3)	67.42	5.902	15:57:11.129
3 -	1:01.952	1:04.955	2:06.907 (1)	70.55		15:59:18.036
4 -	1:03.446	1:04.789	2:08.235 (2)	69.82	1.328	16:01:26.271
5 -	1:05.598	1:11.707	2:17.305	65.21	10.398	16:03:43.576
6 -	1:06.457	1:09.002	2:15.459	66.10	8.552	16:05:59.035

P17	81 S	Scott GRANT	Yamaha - SEAGER engineering/Interim FM Solutions			
IDEAL LAP TIME : 2:10.980		BEST LAP TIME : 2:10.980	DIFFERENCE : 0.000			
LAP	SECTOR 1	SECTOR 2	LAP TIME	MPH	DIFF	TIME OF DAY
1 -		1:09.512	2:21.292	63.37	10.312	15:54:57.847
2 -	1:05.688	1:08.677	2:14.365 (3)	66.64	3.385	15:57:12.212
3 -	1:04.016	1:06.964	2:10.980 (1)	68.36		15:59:23.192
4 -	1:06.251	1:08.747	2:14.998	66.33	4.018	16:01:38.190
5 -	1:04.247	1:09.642	2:13.889 (2)	66.87	2.909	16:03:52.079
6 -	1:04.227	1:10.292	2:14.519	66.56	3.539	16:06:06.598

P18	63	Daniel HARDY	Kawasaki - Susan Beddall Holistic Training			
IDEAL LAP TIME : 2:14.284		BEST LAP TIME : 2:15.277	DIFFERENCE : 0.993			
LAP	SECTOR 1	SECTOR 2	LAP TIME	MPH	DIFF	TIME OF DAY
1 -		1:11.324	2:27.550	60.68	12.273	15:55:04.105

Weather / Track : Cloudy / Damp

Donington Park GP
Circuit Length = 2.4873 miles
Start: 15:52 Flag 16:04 End: 16:07

BMCRC - MRO Championships 2016 - Rnd 2 @ Donington Park GP

EDlasia Formula 400 inc Sub 64

RACE 10 - SECTOR ANALYSIS

SECTOR 1 = FL to I1, SECTOR 2 = I1 to FL, DIFF = Difference To Personal Best Lap

2 -	1:07.243	1:08.318	2:15.561 (2)	66.05	0.284	15:57:19.666
3 -	1:07.792	1:08.664	2:16.456	65.62	1.179	15:59:36.122
4 -	1:07.782	1:07.495	2:15.277 (1)	66.19		16:01:51.399
5 -	1:07.632	1:10.401	2:18.033	64.87	2.756	16:04:09.432
6 -	1:06.789	1:09.633	2:16.422 (3)	65.63	1.145	16:06:25.854

P19 24 S Harley GODZISZ			Honda -			
IDEAL LAP TIME : 2:15.213		BEST LAP TIME : 2:16.785		DIFFERENCE : 1.572		
LAP	SECTOR 1	SECTOR 2	LAP TIME	MPH	DIFF	TIME OF DAY
1 -		1:11.400	2:29.253	59.99	12.468	15:55:05.808
2 -	1:08.629	1:09.835	2:18.464	64.66	1.679	15:57:24.272
3 -	1:11.675	1:07.941	2:19.616	64.13	2.831	15:59:43.888
4 -	1:08.158	1:08.627	2:16.785 (1)	65.46		16:02:00.673
5 -	1:07.802	1:09.337	2:17.139 (2)	65.29	0.354	16:04:17.812
6 -	1:07.272	1:10.296	2:17.568 (3)	65.09	0.783	16:06:35.380

P20 117 S Kieran BOYCE			Honda - Frank Boyce			
IDEAL LAP TIME : 2:18.839		BEST LAP TIME : 2:18.839		DIFFERENCE : 0.000		
LAP	SECTOR 1	SECTOR 2	LAP TIME	MPH	DIFF	TIME OF DAY
1 -		1:10.740	2:26.400	61.16	7.561	15:55:02.955
2 -	1:09.399	1:10.969	2:20.368 (2)	63.79	1.529	15:57:23.323
3 -	1:12.013	1:10.766	2:22.779 (3)	62.71	3.940	15:59:46.102
4 -	1:09.197	1:09.642	2:18.839 (1)	64.49		16:02:04.941
5 -	1:10.929	1:12.979	2:23.908	62.22	5.069	16:04:28.849
6 -	1:11.197	1:12.890	2:24.087	62.14	5.248	16:06:52.936

P21 112 S Aaron MELLISH			Honda - Laura Etherington			
IDEAL LAP TIME : 2:22.874		BEST LAP TIME : 2:24.751		DIFFERENCE : 1.877		
LAP	SECTOR 1	SECTOR 2	LAP TIME	MPH	DIFF	TIME OF DAY
1 -		1:13.333	2:28.816	60.17	4.065	15:55:05.371
2 -	1:11.345	1:13.406	2:24.751 (1)	61.86		15:57:30.122
3 -	1:15.577	1:13.922	2:29.499	59.89	4.748	15:59:59.621
4 -	1:13.288	1:11.529	2:24.817 (2)	61.83	0.066	16:02:24.438
5 -	1:12.370	1:13.341	2:25.711 (3)	61.45	0.960	16:04:50.149

P22 88 Peter RANDALL			Kawasaki -			
IDEAL LAP TIME : 2:21.894		BEST LAP TIME : 2:21.894		DIFFERENCE : 0.000		
LAP	SECTOR 1	SECTOR 2	LAP TIME	MPH	DIFF	TIME OF DAY
1 -		1:14.350	2:36.674	57.15	14.780	15:55:13.229
2 -	1:13.651	1:13.161	2:26.812 (3)	60.99	4.918	15:57:40.041
3 -	1:10.074	1:11.820	2:21.894 (1)	63.10		16:00:01.935
4 -	1:10.854	1:12.434	2:23.288 (2)	62.49	1.394	16:02:25.223
5 -	1:11.843	1:15.106	2:26.949	60.93	5.055	16:04:52.172

P23 38 Tom SAVILLE			Kawasaki -			
IDEAL LAP TIME : 2:25.420		BEST LAP TIME : 2:25.420		DIFFERENCE : 0.000		
LAP	SECTOR 1	SECTOR 2	LAP TIME	MPH	DIFF	TIME OF DAY
1 -		1:20.895	2:49.321	52.88	23.901	15:55:25.876
2 -	1:16.135	1:21.932	2:38.067	56.64	12.647	15:58:03.943
3 -	1:10.841	1:14.579	2:25.420 (1)	61.57		16:00:29.363
4 -	1:11.147	1:15.863	2:27.010 (2)	60.91	1.590	16:02:56.373
5 -	1:13.246	1:19.086	2:32.332 (3)	58.78	6.912	16:05:28.705

P24 17 Ryan VARLEY			Kawasaki -			
IDEAL LAP TIME : 1:59.958		BEST LAP TIME : 2:00.095		DIFFERENCE : 0.137		
LAP	SECTOR 1	SECTOR 2	LAP TIME	MPH	DIFF	TIME OF DAY
1 -		1:02.954	2:09.053	69.38	8.958	15:54:45.608
2 -	1:01.474	1:02.479	2:03.953 (3)	72.24	3.858	15:56:49.561

Weather / Track : Cloudy / Damp

Donington Park GP
Circuit Length = 2.4873 miles
Start: 15:52 Flag 16:04 End: 16:07

BMCRC - MRO Championships 2016 - Rnd 2 @ Donington Park GP

EDlasia Formula 400 inc Sub 64

RACE 10 - SECTOR ANALYSIS

SECTOR 1 = FL to I1, SECTOR 2 = I1 to FL, DIFF = Difference To Personal Best Lap

3 -	1:00.687	1:02.979	2:03.666 (2)	72.40	3.571	15:58:53.227
4 -	59.295	1:00.800	2:00.095 (1)	74.56		16:00:53.322

P25 28 S Kurt HODGSON		Honda - some local fools				
IDEAL LAP TIME : 2:06.954		BEST LAP TIME : 2:06.954		DIFFERENCE : 0.000		
LAP	SECTOR 1	SECTOR 2	LAP TIME	MPH	DIFF	TIME OF DAY
1 -		1:09.278	2:22.879	62.67	15.925	15:54:59.434
2 -	1:04.860	1:07.729	2:12.589 (3)	67.53	5.635	15:57:12.023
3 -	1:03.773	1:04.829	2:08.602 (2)	69.62	1.648	15:59:20.625
4 -	1:02.695	1:04.259	2:06.954 (1)	70.53		16:01:27.579

P26 134 S Debbie PETTET		Kawasaki -				
IDEAL LAP TIME : 2:41.451		BEST LAP TIME : 2:42.089		DIFFERENCE : 0.638		
LAP	SECTOR 1	SECTOR 2	LAP TIME	MPH	DIFF	TIME OF DAY
1 -		1:22.608	2:46.322 (3)	53.83	4.233	15:55:22.877
2 -	1:18.843	1:23.246	2:42.089 (1)	55.24		15:58:04.966
3 -	1:19.003	1:24.191	2:43.194 (2)	54.87	1.105	16:00:48.160

P27 127 Adam GREEN		Kawasaki - Royal Air Force Motorsport Association				
IDEAL LAP TIME : 2:09.662		BEST LAP TIME : 2:09.662		DIFFERENCE : 0.000		
LAP	SECTOR 1	SECTOR 2	LAP TIME	MPH	DIFF	TIME OF DAY
1 -		1:06.103	2:16.427 (2)	65.63	6.765	15:54:52.982
2 -	1:03.666	1:05.996	2:09.662 (1)	69.05		15:57:02.644

P28 23 S Tham EVANS		Honda - Vanilla Electronics				
IDEAL LAP TIME : 2:13.270		BEST LAP TIME : 2:13.270		DIFFERENCE : 0.000		
LAP	SECTOR 1	SECTOR 2	LAP TIME	MPH	DIFF	TIME OF DAY
1 -		1:09.580	2:21.985 (2)	63.06	8.715	15:54:58.540
2 -	1:05.256	1:08.014	2:13.270 (1)	67.19		15:57:11.810

P29 66 James CASWELL		Honda -				
IDEAL LAP TIME : 2:12.760		BEST LAP TIME : 2:12.760		DIFFERENCE : 0.000		
LAP	SECTOR 1	SECTOR 2	LAP TIME	MPH	DIFF	TIME OF DAY
1 -		1:07.885	2:22.595 (2)	62.79	9.835	15:54:59.150
2 -	1:04.941	1:07.819	2:12.760 (1)	67.44		15:57:11.910

BMCRC - MRO Championships 2016 - Rnd 2 @ Donington Park GP

EDlasia Formula 400 inc Sub 64

RACE 10 - BEST SECTORS

SECTOR 1			SECTOR 2			IDEAL / BEST COMPARISON						
POS	NO	NAME	TIME	NO	NAME	TIME	POS	NO	NAME	IDEAL	BEST	DIFF
									PERFECT LAP	1:57.099		
1	51	JARMAN	57.503	51	JARMAN	59.596	1	51	JARMAN	1:57.099	1:57.373	0.274
2	114	SMITH	57.757	2	GILL	1:00.740	2	114	SMITH	1:58.995	1:58.995	0.000
3	61	FOOKS	58.489	17	VARLEY	1:00.800	3	17	VARLEY	1:59.958	2:00.095	0.137
4	17	VARLEY	59.158	114	SMITH	1:01.238	4	2	GILL	2:00.438	2:00.438	0.000
5	3	HENNING	59.505	3	HENNING	1:01.730	5	61	FOOKS	2:00.926	2:00.926	0.000
6	2	GILL	59.698	61	FOOKS	1:02.437	6	3	HENNING	2:01.235	2:01.235	0.000
7	122	MCGOVERN	1:00.108	143	PICKLES	1:03.073	7	48	WELSH	2:03.645	2:03.645	0.000
8	48	WELSH	1:00.192	33	JOHNSTONE	1:03.222	8	143	PICKLES	2:03.822	2:04.001	0.179
9	13	FURNISS	1:00.488	48	WELSH	1:03.453	9	122	MCGOVERN	2:04.109	2:04.109	0.000
10	143	PICKLES	1:00.749	78	POVAH	1:03.575	10	33	JOHNSTONE	2:04.138	2:04.747	0.609
11	33	JOHNSTONE	1:00.916	122	MCGOVERN	1:04.001	11	13	FURNISS	2:04.575	2:05.136	0.561
12	29	HARWOOD	1:01.165	13	FURNISS	1:04.087	12	78	POVAH	2:05.096	2:05.139	0.043
13	78	POVAH	1:01.521	8	CORKETT	1:04.243	13	29	HARWOOD	2:05.723	2:06.514	0.791
14	8	CORKETT	1:01.572	28	HODGSON	1:04.259	14	8	CORKETT	2:05.815	2:05.830	0.015
15	22	HARVIEK	1:01.821	29	HARWOOD	1:04.558	15	65	MOXON	2:06.741	2:06.907	0.166
16	65	MOXON	1:01.952	65	MOXON	1:04.789	16	28	HODGSON	2:06.954	2:06.954	0.000
17	28	HODGSON	1:02.695	22	HARVIEK	1:05.151	17	22	HARVIEK	2:06.972	2:06.972	0.000
18	127	GREEN	1:03.666	127	GREEN	1:05.996	18	127	GREEN	2:09.662	2:09.662	0.000
19	81	GRANT	1:04.016	81	GRANT	1:06.964	19	81	GRANT	2:10.980	2:10.980	0.000
20	66	CASWELL	1:04.941	63	HARDY	1:07.495	20	66	CASWELL	2:12.760	2:12.760	0.000
21	23	EVANS	1:05.256	66	CASWELL	1:07.819	21	23	EVANS	2:13.270	2:13.270	0.000
22	63	HARDY	1:06.789	24	GODZISZ	1:07.941	22	63	HARDY	2:14.284	2:15.277	0.993
23	24	GODZISZ	1:07.272	23	EVANS	1:08.014	23	24	GODZISZ	2:15.213	2:16.785	1.572
24	117	BOYCE	1:09.197	117	BOYCE	1:09.642	24	117	BOYCE	2:18.839	2:18.839	0.000
25	88	RANDALL	1:10.074	112	MELLISH	1:11.529	25	88	RANDALL	2:21.894	2:21.894	0.000
26	38	SAVILLE	1:10.841	88	RANDALL	1:11.820	26	112	MELLISH	2:22.874	2:24.751	1.877
27	112	MELLISH	1:11.345	38	SAVILLE	1:14.579	27	38	SAVILLE	2:25.420	2:25.420	0.000
28	134	PETTET	1:18.843	134	PETTET	1:22.608	28	134	PETTET	2:41.451	2:42.089	0.638
29							29	86	SCOTT		2:03.221	

Weather / Track : Cloudy / Damp

Results can be found at www.tsl-timing.com

Donington Park GP

Circuit Length = 2.4873 miles

Start: 15:52 Flag 16:04 End: 16:07

Printed - 16:07 Saturday, 09 April 2016

BMCRC - MRO Championships 2016 - Rnd 2 @ Donington Park GP



EDiasia Formula 400 inc Sub 64

RACE 10 - CLASSIFICATION

POS	NO	CL	PIC NAME	ENTRY	LAPS	TIME	GAP	DIFF	MPH	BEST	ON
1	114		Gary SMITH	Kawasaki - SDC / Mike Smith Tuning	7	12:16.751			84.89	1:43.992	3
2	2		Andrew GILL	Kawasaki - RMKD Racing	7	12:18.012	1.261	1.261	84.74	1:44.290	3
3	48		Richie WELSH	Yamaha - EDEN'S BABY EXPERIENCES	7	12:25.419	8.668	7.407	83.90	1:45.490	2
4	51		Emma JARMAN	Kawasaki - RDRacing & EDIAsia	7	12:26.333	9.582	0.914	83.80	1:45.733	5
5	86		Mathew SCOTT	Kawasaki -	7	12:36.890	20.139	10.557	82.63	1:46.394	4
6	3		Gary HENNING	Kawasaki - SGT motorcycles	7	12:39.297	22.546	2.407	82.37	1:46.328	3
7	143		Scott PICKLES	Kawasaki - Ls plumbing and heating	7	12:43.356	26.605	4.059	81.93	1:47.278	5
8	61	S	Oliver FOOKS	Aprilia - Surrey Engineering Plant Services Ltd	7	12:53.370	36.619	10.014	80.87	1:49.167	6
9	78		Keith POVAH	Honda - www.78Plate.com ScreenPrinting	7	12:56.493	39.742	3.123	80.54	1:48.215	5
10	127*		Adam GREEN	Kawasaki - Royal Air Force Motorsport Association	7	13:01.309	44.558	4.816	80.05	1:50.010	5
11	13		Alex FURNISS	Yamaha - Nikki Furnuss	7	13:01.661	44.910	0.352	80.01	1:49.959	5
12	17		Ryan VARLEY	Kawasaki -	7	13:01.778	45.027	0.117	80.00	1:46.258	7
13	29	S	Giles HARWOOD	Yamaha -	7	13:08.132	51.381	6.354	79.35	1:50.459	7
14	8	S	Darren CORKETT	Honda - Jackson & Phillips	7	13:08.254	51.503	0.122	79.34	1:51.021	7
15	33	S	Carl JOHNSTONE	Yamaha - EDiasia	7	13:08.987	52.236	0.733	79.27	1:50.903	7
16	14		Doug EDMONDSON	Yamaha - Wave Racing Developments	7	13:09.210	52.459	0.223	79.24	1:50.325	7
17	81	S	Scott GRANT	Yamaha - SEAGER engineering/Interim FM Solutior	7	13:09.959	53.208	0.749	79.17	1:50.870	7
18	85		James ROBINSON	Honda - claire palastanga ceramics	7	13:15.358	58.607	5.399	78.63	1:50.474	5
19	23	S	Tham EVANS	Honda - Vanilla Electronics	7	13:16.072	59.321	0.714	78.56	1:51.711	4
20	66		James CASWELL	Honda -	7	13:22.724	1:05.973	6.652	77.91	1:52.031	7
21	65	S	Andrew MOXON	Honda -	7	13:24.170	1:07.419	1.446	77.77	1:53.038	6
22	28	S	Kurt HODGSON	Honda - some local fools	7	13:27.090	1:10.339	2.920	77.49	1:53.317	6
23	112	S	Aaron MELLISH	Honda - Laura Etherington	7	13:40.720	1:23.969	13.630	76.20	1:55.161	7
24	117	S	Kieran BOYCE	Honda - Frank Boyce	7	13:40.729	1:23.978	0.009	76.20	1:55.566	4
25	63		Daniel HARDY	Kawasaki - Susan Beddall Holistic Training	7	13:50.558	1:33.807	3.828	75.30	1:55.945	5
26	38		Tom SAVILLE	Kawasaki -	7	13:50.981	1:34.230	0.423	75.26	1:55.535	7
27	24	S	Harley GODZISZ	Honda -	7	13:54.809	1:38.058	3.828	74.92	1:57.022	4
28	77		Ray PETTY	Kawasaki -	6	12:23.606	1 Lap	1 Lap	72.06	2:01.861	6
29	104	S	David OGDEN	Yamaha - M & M Motorcycles, Cambridge	6	12:25.090	1 Lap	1.484	71.92	2:02.004	5
30	88		Peter RANDALL	Kawasaki -	6	12:32.762	1 Lap	7.672	71.19	2:02.929	6
31	37	S	Nigel KEMP	Kawasaki -	6	12:47.720	1 Lap	14.958	69.80	2:03.313	6
32	134	S	Debbie PETTET	Kawasaki -	5	12:22.261	2 Laps	1 Lap	60.13	2:27.287	5

NOT CLASSIFIED

DNF	22	S	Dave HARVIEK	Kawasaki - SW Roofing Group	6	11:18.527	1 Lap	0.000	78.98	1:51.328	4
DNF	45		Peter MOORE	Yamaha - Curphs Cuttings	6	11:33.391	1 Lap	14.864	77.28	1:51.544	3
DNF	122		Ricky MCGOVERN	Kawasaki -	5	9:25.021	2 Laps	1 Lap	78.99	1:50.813	4

FASTEST LAP

114			Gary SMITH	Kawasaki - SDC / Mike Smith Tuning	3	1:43.992		86.10 mph	138.57 kph
61	S		Oliver FOOKS	Aprilia - Surrey Engineering Plant Services Ltd	6	1:49.167		82.02 mph	132.00 kph

* BIKE #127 - NO TRANSPONDER, PLEASE FIX FOR RACE 2.

Class - 90% of Race Speed = 76.40 mph

Class S - 90% of Race Speed = 72.78 mph

Donington Park GP

Circuit Length = 2.4873 miles

Start: 13:09 Flag 13:21 End: 13:24

Weather / Track : Cloudy / Dry

These results are provisional until the conclusion of any judicial and technical matters.

Clerk Of Course :	Timekeeper :
-------------------	--------------

Results can be found at www.tsl-timing.com

Printed - 13:25 Sunday, 10 April 2016



BMCRG - MRO Championships 2016 - Rnd 2 @ Donington Park GP

EDlasia Formula 400 inc Sub 64

RACE 10 - SECTOR ANALYSIS

SECTOR 1 = FL to I1, SECTOR 2 = I1 to FL, DIFF = Difference To Personal Best Lap

P1 114 Gary SMITH		Kawasaki - SDC / Mike Smith Tuning				
IDEAL LAP TIME : 1:43.992		BEST LAP TIME : 1:43.992		DIFFERENCE : 0.000		
LAP	SECTOR 1	SECTOR 2	LAP TIME	MPH	DIFF	TIME OF DAY
1 -		53.617	1:47.909	82.98	3.917	13:11:22.052
2 -	51.113	53.840	1:44.953	85.31	0.961	13:13:07.005
3 -	50.546	53.446	1:43.992 (1)	86.10		13:14:50.997
4 -	51.036	53.479	1:44.515 (3)	85.67	0.523	13:16:35.512
5 -	50.628	53.527	1:44.155 (2)	85.97	0.163	13:18:19.667
6 -	51.549	53.831	1:45.380	84.97	1.388	13:20:05.047
7 -	51.496	54.351	1:45.847	84.59	1.855	13:21:50.894

P2 2 Andrew GILL		Kawasaki - RMKD Racing				
IDEAL LAP TIME : 1:44.109		BEST LAP TIME : 1:44.290		DIFFERENCE : 0.181		
LAP	SECTOR 1	SECTOR 2	LAP TIME	MPH	DIFF	TIME OF DAY
1 -		53.642	1:47.348	83.41	3.058	13:11:21.491
2 -	51.282	53.247	1:44.529 (2)	85.66	0.239	13:13:06.020
3 -	50.862	53.428	1:44.290 (1)	85.86		13:14:50.310
4 -	52.000	53.615	1:45.615	84.78	1.325	13:16:35.925
5 -	51.188	53.777	1:44.965	85.30	0.675	13:18:20.890
6 -	51.473	53.347	1:44.820 (3)	85.42	0.530	13:20:05.710
7 -	51.805	54.640	1:46.445	84.12	2.155	13:21:52.155

P3 48 Richie WELSH		Yamaha - EDEN'S BABY EXPERIENCES				
IDEAL LAP TIME : 1:44.920		BEST LAP TIME : 1:45.490		DIFFERENCE : 0.570		
LAP	SECTOR 1	SECTOR 2	LAP TIME	MPH	DIFF	TIME OF DAY
1 -		53.693	1:50.459	81.06	4.969	13:11:24.602
2 -	51.227	54.263	1:45.490 (1)	84.88		13:13:10.092
3 -	51.832	53.892	1:45.724 (3)	84.69	0.234	13:14:55.816
4 -	51.809	54.209	1:46.018	84.46	0.528	13:16:41.834
5 -	52.135	54.164	1:46.299	84.23	0.809	13:18:28.133
6 -	51.855	53.755	1:45.610 (2)	84.78	0.120	13:20:13.743
7 -	51.577	54.242	1:45.819	84.62	0.329	13:21:59.562

P4 51 Emma JARMAN		Kawasaki - RDRacing & EDIAsia				
IDEAL LAP TIME : 1:45.300		BEST LAP TIME : 1:45.733		DIFFERENCE : 0.433		
LAP	SECTOR 1	SECTOR 2	LAP TIME	MPH	DIFF	TIME OF DAY
1 -		54.183	1:49.634	81.67	3.901	13:11:23.777
2 -	51.843	54.549	1:46.392	84.16	0.659	13:13:10.169
3 -	52.518	53.772	1:46.290	84.24	0.557	13:14:56.459
4 -	51.931	54.468	1:46.399	84.15	0.666	13:16:42.858
5 -	51.813	53.920	1:45.733 (1)	84.68		13:18:28.591
6 -	51.730	54.261	1:45.991 (3)	84.48	0.258	13:20:14.582
7 -	51.528	54.366	1:45.894 (2)	84.56	0.161	13:22:00.476

P5 86 Mathew SCOTT		Kawasaki -				
IDEAL LAP TIME : 1:46.331		BEST LAP TIME : 1:46.394		DIFFERENCE : 0.063		
LAP	SECTOR 1	SECTOR 2	LAP TIME	MPH	DIFF	TIME OF DAY
1 -		55.474	1:52.702	79.45	6.308	13:11:26.845
2 -	53.074	56.347	1:49.421	81.83	3.027	13:13:16.266
3 -	52.777	55.074	1:47.851	83.02	1.457	13:15:04.117
4 -	52.117	54.277	1:46.394 (1)	84.16		13:16:50.511
5 -	52.159	54.350	1:46.509 (3)	84.07	0.115	13:18:37.020
6 -	52.054	54.435	1:46.489 (2)	84.08	0.095	13:20:23.509
7 -	52.635	54.889	1:47.524	83.27	1.130	13:22:11.033

P6 3 Gary HENNING		Kawasaki - SGT motorcycles				
IDEAL LAP TIME : 1:46.112		BEST LAP TIME : 1:46.328		DIFFERENCE : 0.216		
LAP	SECTOR 1	SECTOR 2	LAP TIME	MPH	DIFF	TIME OF DAY
1 -						
2 -						
3 -						
4 -						
5 -						
6 -						
7 -						

Weather / Track : Cloudy / Dry

Donington Park GP
 Circuit Length = 2.4873 miles
 Start: 13:09 Flag 13:21 End: 13:24

BMCRC - MRO Championships 2016 - Rnd 2 @ Donington Park GP

EDlasia Formula 400 inc Sub 64

RACE 10 - SECTOR ANALYSIS

SECTOR 1 = FL to I1, SECTOR 2 = I1 to FL, DIFF = Difference To Personal Best Lap

1 -		54.907	1:50.923	80.72	4.595	13:11:25.066
2 -	52.073	54.426	1:46.499 (3)	84.08	0.171	13:13:11.565
3 -	52.059	54.269	1:46.328 (1)	84.21		13:14:57.893
4 -	51.843	54.635	1:46.478 (2)	84.09	0.150	13:16:44.371
5 -	52.015	1:03.467	1:55.482	77.53	9.154	13:18:39.853
6 -	52.614	54.278	1:46.892	83.77	0.564	13:20:26.745
7 -	52.109	54.586	1:46.695	83.92	0.367	13:22:13.440

P7	143	Scott PICKLES	Kawasaki - Ls plumbing and heating			
IDEAL LAP TIME : 1:47.161		BEST LAP TIME : 1:47.278	DIFFERENCE : 0.117			

LAP	SECTOR 1	SECTOR 2	LAP TIME	MPH	DIFF	TIME OF DAY
1 -		55.956	1:51.720	80.15	4.442	13:11:25.863
2 -	54.677	56.535	1:51.212	80.51	3.934	13:13:17.075
3 -	53.680	55.128	1:48.808	82.29	1.530	13:15:05.883
4 -	52.821	55.189	1:48.010 (3)	82.90	0.732	13:16:53.893
5 -	52.590	54.688	1:47.278 (1)	83.46		13:18:41.171
6 -	52.815	54.571	1:47.386 (2)	83.38	0.108	13:20:28.557
7 -	53.069	55.873	1:48.942	82.19	1.664	13:22:17.499

P8	61 S	Oliver FOOKS	Aprilia - Surrey Engineering Plant Services Ltd			
IDEAL LAP TIME : 1:48.548		BEST LAP TIME : 1:49.167	DIFFERENCE : 0.619			

LAP	SECTOR 1	SECTOR 2	LAP TIME	MPH	DIFF	TIME OF DAY
1 -		55.785	1:52.216	79.79	3.049	13:11:26.359
2 -	53.247	57.451	1:50.698	80.89	1.531	13:13:17.057
3 -	53.385	58.251	1:51.636	80.21	2.469	13:15:08.693
4 -	53.461	56.136	1:49.597 (2)	81.70	0.430	13:16:58.290
5 -	53.826	56.476	1:50.302	81.18	1.135	13:18:48.592
6 -	52.983	56.184	1:49.167 (1)	82.02		13:20:37.759
7 -	52.763	56.991	1:49.754 (3)	81.58	0.587	13:22:27.513

P9	78	Keith POVAH	Honda - www.78Plate.com ScreenPrinting			
IDEAL LAP TIME : 1:48.215		BEST LAP TIME : 1:48.215	DIFFERENCE : 0.000			

LAP	SECTOR 1	SECTOR 2	LAP TIME	MPH	DIFF	TIME OF DAY
1 -		58.354	1:56.340	76.96	8.125	13:11:30.483
2 -	54.768	56.169	1:50.937	80.71	2.722	13:13:21.420
3 -	54.550	56.969	1:51.519	80.29	3.304	13:15:12.939
4 -	53.660	56.017	1:49.677 (3)	81.64	1.462	13:17:02.616
5 -	53.062	55.153	1:48.215 (1)	82.74		13:18:50.831
6 -	53.255	55.928	1:49.183 (2)	82.01	0.968	13:20:40.014
7 -	53.156	57.466	1:50.622	80.94	2.407	13:22:30.636

P10	127	Adam GREEN	Kawasaki - Royal Air Force Motorsport Association			
IDEAL LAP TIME :		BEST LAP TIME : 1:50.010	DIFFERENCE :			

LAP	SECTOR 1	SECTOR 2	LAP TIME	MPH	DIFF	TIME OF DAY
1 -			1:57.521	76.19	7.511	13:11:31.664
2 -			1:50.808	80.81	0.798	13:13:22.472
3 -			1:50.467 (3)	81.06	0.457	13:15:12.939
4 -			1:50.126 (2)	81.31	0.116	13:17:03.065
5 -			1:50.010 (1)	81.39		13:18:53.075
6 -			1:51.059	80.62	1.049	13:20:44.134
7 -			1:51.318	80.44	1.308	13:22:35.452

P11	13	Alex FURNISS	Yamaha - Nikki Furniss			
IDEAL LAP TIME : 1:49.959		BEST LAP TIME : 1:49.959	DIFFERENCE : 0.000			

LAP	SECTOR 1	SECTOR 2	LAP TIME	MPH	DIFF	TIME OF DAY
1 -		56.681	1:55.616	77.44	5.657	13:11:29.759
2 -	55.225	57.036	1:52.261	79.76	2.302	13:13:22.020
3 -	54.658	56.643	1:51.301	80.45	1.342	13:15:13.321
4 -	54.115	56.178	1:50.293 (2)	81.18	0.334	13:17:03.614

Weather / Track : Cloudy / Dry

Donington Park GP
Circuit Length = 2.4873 miles
Start: 13:09 Flag 13:21 End: 13:24

BMCRC - MRO Championships 2016 - Rnd 2 @ Donington Park GP

EDlasia Formula 400 inc Sub 64

RACE 10 - SECTOR ANALYSIS

SECTOR 1 = FL to I1, SECTOR 2 = I1 to FL, DIFF = Difference To Personal Best Lap

5 -	53.985	55.974	1:49.959 (1)	81.43		13:18:53.573
6 -	54.816	56.262	1:51.078 (3)	80.61	1.119	13:20:44.651
7 -	54.601	56.552	1:51.153	80.55	1.194	13:22:35.804

P12	17	Ryan VARLEY	Kawasaki -			
IDEAL LAP TIME : 1:46.258		BEST LAP TIME : 1:46.258	DIFFERENCE : 0.000			
LAP	SECTOR 1	SECTOR 2	LAP TIME	MPH	DIFF	TIME OF DAY
1 -		56.100	1:55.963	77.21	9.705	13:11:30.106
2 -	54.446	55.431	1:49.877	81.49	3.619	13:13:19.983
3 -	52.812	56.079	1:48.891 (3)	82.23	2.633	13:15:08.874
4 -	53.069	55.389	1:48.458 (2)	82.56	2.200	13:16:57.332
5 -	56.399	1:00.055	1:56.454	76.89	10.196	13:18:53.786
6 -	1:00.115	55.762	1:55.877	77.27	9.619	13:20:49.663
7 -	52.258	54.000	1:46.258 (1)	84.27		13:22:35.921

P13	29 S	Giles HARWOOD	Yamaha -			
IDEAL LAP TIME : 1:50.229		BEST LAP TIME : 1:50.459	DIFFERENCE : 0.230			
LAP	SECTOR 1	SECTOR 2	LAP TIME	MPH	DIFF	TIME OF DAY
1 -		58.058	1:57.541	76.18	7.082	13:11:31.684
2 -	54.564	57.204	1:51.768 (3)	80.11	1.309	13:13:23.452
3 -	54.533	57.657	1:52.190	79.81	1.731	13:15:15.642
4 -	54.852	56.489	1:51.341 (2)	80.42	0.882	13:17:06.983
5 -	54.654	58.371	1:53.025	79.22	2.566	13:19:00.008
6 -	54.670	57.138	1:51.808	80.08	1.349	13:20:51.816
7 -	53.740	56.719	1:50.459 (1)	81.06		13:22:42.275

P14	8 S	Darren CORKETT	Honda - Jackson & Phillips			
IDEAL LAP TIME : 1:50.869		BEST LAP TIME : 1:51.021	DIFFERENCE : 0.152			
LAP	SECTOR 1	SECTOR 2	LAP TIME	MPH	DIFF	TIME OF DAY
1 -		57.684	1:56.945	76.56	5.924	13:11:31.088
2 -	54.899	57.736	1:52.635	79.49	1.614	13:13:23.723
3 -	53.890	58.732	1:52.622	79.50	1.601	13:15:16.345
4 -	55.217	57.020	1:52.237	79.78	1.216	13:17:08.582
5 -	53.897	57.765	1:51.662 (3)	80.19	0.641	13:19:00.244
6 -	54.022	57.110	1:51.132 (2)	80.57	0.111	13:20:51.376
7 -	53.849	57.172	1:51.021 (1)	80.65		13:22:42.397

P15	33 S	Carl JOHNSTONE	Yamaha - EDlasia			
IDEAL LAP TIME : 1:50.516		BEST LAP TIME : 1:50.903	DIFFERENCE : 0.387			
LAP	SECTOR 1	SECTOR 2	LAP TIME	MPH	DIFF	TIME OF DAY
1 -		58.090	1:56.074	77.14	5.171	13:11:30.217
2 -	55.496	57.883	1:53.379	78.97	2.476	13:13:23.596
3 -	54.630	57.586	1:52.216	79.79	1.313	13:15:15.812
4 -	54.981	56.605	1:51.586 (2)	80.24	0.683	13:17:07.398
5 -	55.553	57.468	1:53.021	79.22	2.118	13:19:00.419
6 -	54.849	56.959	1:51.808 (3)	80.08	0.905	13:20:52.227
7 -	53.911	56.992	1:50.903 (1)	80.74		13:22:43.130

P16	14	Doug EDMONDSON	Yamaha - Wave Racing Developments			
IDEAL LAP TIME : 1:50.187		BEST LAP TIME : 1:50.325	DIFFERENCE : 0.138			
LAP	SECTOR 1	SECTOR 2	LAP TIME	MPH	DIFF	TIME OF DAY
1 -		57.016	1:58.592	75.50	8.267	13:11:32.735
2 -	55.453	56.729	1:52.182	79.82	1.857	13:13:24.917
3 -	54.227	56.902	1:51.129 (2)	80.57	0.804	13:15:16.046
4 -	54.940	57.236	1:52.176 (3)	79.82	1.851	13:17:08.222
5 -	55.537	56.748	1:52.285	79.74	1.960	13:19:00.507
6 -	54.957	57.564	1:52.521	79.58	2.196	13:20:53.028
7 -	54.365	55.960	1:50.325 (1)	81.16		13:22:43.353

Weather / Track : Cloudy / Dry

Donington Park GP
Circuit Length = 2.4873 miles
Start: 13:09 Flag 13:21 End: 13:24

BMCRG - MRO Championships 2016 - Rnd 2 @ Donington Park GP

EDlasia Formula 400 inc Sub 64

RACE 10 - SECTOR ANALYSIS

SECTOR 1 = FL to I1, SECTOR 2 = I1 to FL, DIFF = Difference To Personal Best Lap

P17 81 S		Scott GRANT		Yamaha - SEAGER engineering/Interim FM Solutions		
IDEAL LAP TIME : 1:50.831		BEST LAP TIME : 1:50.870		DIFFERENCE : 0.039		
LAP	SECTOR 1	SECTOR 2	LAP TIME	MPH	DIFF	TIME OF DAY
1 -		57.772	1:57.998	75.88	7.128	13:11:32.141
2 -	54.632	57.188	1:51.820	80.07	0.950	13:13:23.961
3 -	54.778	58.526	1:53.304	79.03	2.434	13:15:17.265
4 -	54.440	58.259	1:52.699	79.45	1.829	13:17:09.964
5 -	55.026	56.675	1:51.701 (3)	80.16	0.831	13:19:01.665
6 -	54.336	57.231	1:51.567 (2)	80.26	0.697	13:20:53.232
7 -	54.375	56.495	1:50.870 (1)	80.76		13:22:44.102

P18 85		James ROBINSON		Honda - claire palastanga ceramics		
IDEAL LAP TIME : 1:50.077		BEST LAP TIME : 1:50.474		DIFFERENCE : 0.397		
LAP	SECTOR 1	SECTOR 2	LAP TIME	MPH	DIFF	TIME OF DAY
1 -		58.057	2:02.371	73.17	11.897	13:11:36.514
2 -	55.591	58.723	1:54.314	78.33	3.840	13:13:30.828
3 -	55.991	57.679	1:53.670	78.77	3.196	13:15:24.498
4 -	54.683	56.456	1:51.139 (2)	80.56	0.665	13:17:15.637
5 -	53.621	56.853	1:50.474 (1)	81.05		13:19:06.111
6 -	54.349	57.298	1:51.647 (3)	80.20	1.173	13:20:57.758
7 -	54.988	56.755	1:51.743	80.13	1.269	13:22:49.501

P19 23 S		Tham EVANS		Honda - Vanilla Electronics		
IDEAL LAP TIME : 1:51.286		BEST LAP TIME : 1:51.711		DIFFERENCE : 0.425		
LAP	SECTOR 1	SECTOR 2	LAP TIME	MPH	DIFF	TIME OF DAY
1 -		57.858	2:01.487	73.70	9.776	13:11:35.630
2 -	56.278	57.526	1:53.804	78.68	2.093	13:13:29.434
3 -	54.579	57.328	1:51.907 (3)	80.01	0.196	13:15:21.341
4 -	54.890	56.821	1:51.711 (1)	80.15		13:17:13.052
5 -	55.686	56.866	1:52.552	79.55	0.841	13:19:05.604
6 -	54.695	58.120	1:52.815	79.37	1.104	13:20:58.419
7 -	55.089	56.707	1:51.796 (2)	80.09	0.085	13:22:50.215

P20 66		James CASWELL		Honda -		
IDEAL LAP TIME : 1:52.031		BEST LAP TIME : 1:52.031		DIFFERENCE : 0.000		
LAP	SECTOR 1	SECTOR 2	LAP TIME	MPH	DIFF	TIME OF DAY
1 -		58.852	2:01.100	73.94	9.069	13:11:35.243
2 -	56.465	58.723	1:55.188	77.73	3.157	13:13:30.431
3 -	56.132	57.775	1:53.907	78.61	1.876	13:15:24.338
4 -	55.668	58.132	1:53.800	78.68	1.769	13:17:18.138
5 -	56.060	57.360	1:53.420 (3)	78.94	1.389	13:19:11.558
6 -	55.545	57.733	1:53.278 (2)	79.04	1.247	13:21:04.836
7 -	55.175	56.856	1:52.031 (1)	79.92		13:22:56.867

P21 65 S		Andrew MOXON		Honda -		
IDEAL LAP TIME : 1:52.977		BEST LAP TIME : 1:53.038		DIFFERENCE : 0.061		
LAP	SECTOR 1	SECTOR 2	LAP TIME	MPH	DIFF	TIME OF DAY
1 -		58.129	1:59.755	74.77	6.717	13:11:33.898
2 -	55.435	58.075	1:53.510 (2)	78.88	0.472	13:13:27.408
3 -	55.656	58.556	1:54.212	78.40	1.174	13:15:21.620
4 -	55.951	58.196	1:54.147	78.44	1.109	13:17:15.767
5 -	56.271	57.638	1:53.909 (3)	78.61	0.871	13:19:09.676
6 -	55.339	57.699	1:53.038 (1)	79.21		13:21:02.714
7 -	57.729	57.870	1:55.599	77.46	2.561	13:22:58.313

P22 28 S		Kurt HODGSON		Honda - some local fools		
IDEAL LAP TIME : 1:53.181		BEST LAP TIME : 1:53.317		DIFFERENCE : 0.136		
LAP	SECTOR 1	SECTOR 2	LAP TIME	MPH	DIFF	TIME OF DAY

Donington Park GP
 Circuit Length = 2.4873 miles
 Start: 13:09 Flag 13:21 End: 13:24

Weather / Track : Cloudy / Dry

BMCRC - MRO Championships 2016 - Rnd 2 @ Donington Park GP

EDlasia Formula 400 inc Sub 64

RACE 10 - SECTOR ANALYSIS

SECTOR 1 = FL to I1, SECTOR 2 = I1 to FL, DIFF = Difference To Personal Best Lap

1 -		1:00.183	2:02.929	72.84	9.612	13:11:37.072
2 -	56.796	57.824	1:54.620	78.12	1.303	13:13:31.692
3 -	55.783	58.898	1:54.681	78.08	1.364	13:15:26.373
4 -	55.713	58.109	1:53.822 (2)	78.67	0.505	13:17:20.195
5 -	55.751	58.084	1:53.835 (3)	78.66	0.518	13:19:14.030
6 -	55.497	57.820	1:53.317 (1)	79.02		13:21:07.347
7 -	56.202	57.684	1:53.886	78.62	0.569	13:23:01.233

P23 112 S Aaron MELLISH			Honda - Laura Etherington			
IDEAL LAP TIME : 1:54.970		BEST LAP TIME : 1:55.161		DIFFERENCE : 0.191		
LAP	SECTOR 1	SECTOR 2	LAP TIME	MPH	DIFF	TIME OF DAY
1 -		1:00.539	2:03.474	72.52	8.313	13:11:37.617
2 -	57.354	1:00.465	1:57.819	76.00	2.658	13:13:35.436
3 -	56.506	59.645	1:56.151	77.09	0.990	13:15:31.587
4 -	56.236	59.598	1:55.834 (3)	77.30	0.673	13:17:27.421
5 -	57.344	59.311	1:56.655	76.76	1.494	13:19:24.076
6 -	56.194	59.432	1:55.626 (2)	77.44	0.465	13:21:19.702
7 -	56.385	58.776	1:55.161 (1)	77.75		13:23:14.863

P24 117 S Kieran BOYCE			Honda - Frank Boyce			
IDEAL LAP TIME : 1:55.170		BEST LAP TIME : 1:55.566		DIFFERENCE : 0.396		
LAP	SECTOR 1	SECTOR 2	LAP TIME	MPH	DIFF	TIME OF DAY
1 -		1:00.350	2:04.353	72.00	8.787	13:11:38.496
2 -	56.852	59.543	1:56.395	76.93	0.829	13:13:34.891
3 -	56.049	59.757	1:55.806 (2)	77.32	0.240	13:15:30.697
4 -	56.445	59.121	1:55.566 (1)	77.48		13:17:26.263
5 -	56.088	1:00.030	1:56.118	77.11	0.552	13:19:22.381
6 -	56.422	59.990	1:56.412	76.92	0.846	13:21:18.793
7 -	56.485	59.594	1:56.079 (3)	77.14	0.513	13:23:14.872

P25 63 Daniel HARDY			Kawasaki - Susan Beddall Holistic Training			
IDEAL LAP TIME : 1:55.750		BEST LAP TIME : 1:55.945		DIFFERENCE : 0.195		
LAP	SECTOR 1	SECTOR 2	LAP TIME	MPH	DIFF	TIME OF DAY
1 -		1:00.895	2:06.889	70.56	10.944	13:11:41.032
2 -	57.565	59.603	1:57.168 (3)	76.42	1.223	13:13:38.200
3 -	57.527	1:00.002	1:57.529	76.18	1.584	13:15:35.729
4 -	58.386	1:00.679	1:59.065	75.20	3.120	13:17:34.794
5 -	57.227	58.718	1:55.945 (1)	77.23		13:19:30.739
6 -	57.032	59.743	1:56.775 (2)	76.68	0.830	13:21:27.514
7 -	57.335	59.852	1:57.187	76.41	1.242	13:23:24.701

P26 38 Tom SAVILLE			Kawasaki -			
IDEAL LAP TIME : 1:55.535		BEST LAP TIME : 1:55.535		DIFFERENCE : 0.000		
LAP	SECTOR 1	SECTOR 2	LAP TIME	MPH	DIFF	TIME OF DAY
1 -		1:02.945	2:07.011	70.50	11.476	13:11:41.154
2 -	58.037	1:00.742	1:58.779	75.38	3.244	13:13:39.933
3 -	56.832	1:00.588	1:57.420	76.26	1.885	13:15:37.353
4 -	57.380	59.875	1:57.255 (2)	76.36	1.720	13:17:34.608
5 -	56.869	1:00.412	1:57.281 (3)	76.35	1.746	13:19:31.889
6 -	56.691	1:01.009	1:57.700	76.07	2.165	13:21:29.589
7 -	55.704	59.831	1:55.535 (1)	77.50		13:23:25.124

P27 24 S Harley GODZISZ			Honda -			
IDEAL LAP TIME : 1:57.022		BEST LAP TIME : 1:57.022		DIFFERENCE : 0.000		
LAP	SECTOR 1	SECTOR 2	LAP TIME	MPH	DIFF	TIME OF DAY
1 -		59.792	2:05.246	71.49	8.224	13:11:39.389
2 -	58.552	1:00.758	1:59.310	75.05	2.288	13:13:38.699
3 -	57.690	59.768	1:57.458 (2)	76.23	0.436	13:15:36.157
4 -	57.618	59.404	1:57.022 (1)	76.51		13:17:33.179

Weather / Track : Cloudy / Dry

Donington Park GP
Circuit Length = 2.4873 miles
Start: 13:09 Flag 13:21 End: 13:24

BMCRC - MRO Championships 2016 - Rnd 2 @ Donington Park GP

EDlasia Formula 400 inc Sub 64

RACE 10 - SECTOR ANALYSIS

SECTOR 1 = FL to I1, SECTOR 2 = I1 to FL, DIFF = Difference To Personal Best Lap

5 -	58.003	1:00.109	1:58.112 (3)	75.81	1.090	13:19:31.291
6 -	58.229	1:00.620	1:58.849	75.34	1.827	13:21:30.140
7 -	58.930	59.882	1:58.812	75.36	1.790	13:23:28.952

P28	77	Ray PETTY	Kawasaki -			
IDEAL LAP TIME : 2:00.442		BEST LAP TIME : 2:01.861		DIFFERENCE : 1.419		
LAP	SECTOR 1	SECTOR 2	LAP TIME	MPH	DIFF	TIME OF DAY
1 -		1:01.903	2:09.168	69.32	7.307	13:11:43.311
2 -	59.334	1:05.545	2:04.879	71.70	3.018	13:13:48.190
3 -	59.729	1:02.753	2:02.482 (3)	73.10	0.621	13:15:50.672
4 -	59.601	1:02.874	2:02.475 (2)	73.11	0.614	13:17:53.147
5 -	59.485	1:03.256	2:02.741	72.95	0.880	13:19:55.888
6 -	1:00.753	1:01.108	2:01.861 (1)	73.48		13:21:57.749

P29	104 S	David OGDEN	Yamaha - M & M Motorcycles, Cambridge			
IDEAL LAP TIME : 2:02.004		BEST LAP TIME : 2:02.004		DIFFERENCE : 0.000		
LAP	SECTOR 1	SECTOR 2	LAP TIME	MPH	DIFF	TIME OF DAY
1 -		1:02.391	2:09.874	68.94	7.870	13:11:44.017
2 -	1:01.766	1:02.619	2:04.385	71.98	2.381	13:13:48.402
3 -	1:01.089	1:01.741	2:02.830 (3)	72.90	0.826	13:15:51.232
4 -	1:00.753	1:01.798	2:02.551 (2)	73.06	0.547	13:17:53.783
5 -	1:00.655	1:01.349	2:02.004 (1)	73.39		13:19:55.787
6 -	1:01.050	1:02.396	2:03.446	72.53	1.442	13:21:59.233

P30	88	Peter RANDALL	Kawasaki -			
IDEAL LAP TIME : 2:02.848		BEST LAP TIME : 2:02.929		DIFFERENCE : 0.081		
LAP	SECTOR 1	SECTOR 2	LAP TIME	MPH	DIFF	TIME OF DAY
1 -		1:02.470	2:08.946	69.44	6.017	13:11:43.089
2 -	1:01.411	1:03.938	2:05.349	71.43	2.420	13:13:48.438
3 -	1:02.448	1:02.804	2:05.252 (3)	71.49	2.323	13:15:53.690
4 -	1:03.283	1:02.266	2:05.549	71.32	2.620	13:17:59.239
5 -	1:02.750	1:01.987	2:04.737 (2)	71.78	1.808	13:20:03.976
6 -	1:00.861	1:02.068	2:02.929 (1)	72.84		13:22:06.905

P31	37 S	Nigel KEMP	Kawasaki -			
IDEAL LAP TIME : 2:03.313		BEST LAP TIME : 2:03.313		DIFFERENCE : 0.000		
LAP	SECTOR 1	SECTOR 2	LAP TIME	MPH	DIFF	TIME OF DAY
1 -		1:04.953	2:17.212	65.25	13.899	13:11:51.355
2 -	1:03.754	1:04.148	2:07.902	70.01	4.589	13:13:59.257
3 -	1:02.806	1:03.733	2:06.539 (3)	70.76	3.226	13:16:05.796
4 -	1:02.968	1:04.236	2:07.204	70.39	3.891	13:18:13.000
5 -	1:02.939	1:02.611	2:05.550 (2)	71.32	2.237	13:20:18.550
6 -	1:00.966	1:02.347	2:03.313 (1)	72.61		13:22:21.863

P32	134 S	Debbie PETTET	Kawasaki -			
IDEAL LAP TIME : 2:26.275		BEST LAP TIME : 2:27.287		DIFFERENCE : 1.012		
LAP	SECTOR 1	SECTOR 2	LAP TIME	MPH	DIFF	TIME OF DAY
1 -		1:14.853	2:31.572	59.07	4.285	13:12:05.715
2 -	1:11.878	1:16.318	2:28.196	60.42	0.909	13:14:33.911
3 -	1:13.086	1:14.404	2:27.490 (2)	60.71	0.203	13:17:01.401
4 -	1:13.287	1:14.429	2:27.716 (3)	60.61	0.429	13:19:29.117
5 -	1:12.890	1:14.397	2:27.287 (1)	60.79		13:21:56.404

P33	22 S	Dave HARVIEK	Kawasaki - SW Roofing Group			
IDEAL LAP TIME : 1:50.583		BEST LAP TIME : 1:51.328		DIFFERENCE : 0.745		
LAP	SECTOR 1	SECTOR 2	LAP TIME	MPH	DIFF	TIME OF DAY
1 -		58.294	1:59.246	75.09	7.918	13:11:33.389
2 -	55.353	57.113	1:52.466	79.61	1.138	13:13:25.855

Weather / Track : Cloudy / Dry

Donington Park GP
Circuit Length = 2.4873 miles
Start: 13:09 Flag 13:21 End: 13:24

BMCRC - MRO Championships 2016 - Rnd 2 @ Donington Park GP

EDlasia Formula 400 inc Sub 64

RACE 10 - SECTOR ANALYSIS

SECTOR 1 = FL to I1, SECTOR 2 = I1 to FL, DIFF = Difference To Personal Best Lap

3 -	54.020	57.630	1:51.650 (2)	80.20	0.322	13:15:17.505
4 -	54.439	56.889	1:51.328 (1)	80.43		13:17:08.833
5 -	55.576	56.563	1:52.139	79.85	0.811	13:19:00.972
6 -	54.853	56.845	1:51.698 (3)	80.16	0.370	13:20:52.670

P34 45	Peter MOORE		Yamaha - Curphs Cuttings			
IDEAL LAP TIME : 1:51.192		BEST LAP TIME : 1:51.544		DIFFERENCE : 0.352		
LAP	SECTOR 1	SECTOR 2	LAP TIME	MPH	DIFF	TIME OF DAY
1 -		1:00.061	2:04.382	71.99	12.838	13:11:38.525
2 -	54.946	57.226	1:52.172 (3)	79.82	0.628	13:13:30.697
3 -	55.006	56.538	1:51.544 (1)	80.27		13:15:22.241
4 -	54.654	57.265	1:51.919 (2)	80.00	0.375	13:17:14.160
5 -	54.882	57.879	1:52.761	79.41	1.217	13:19:06.921
6 -	55.966	IN PIT	2:00.613 P	74.24	9.069	13:21:07.534

P35 122	Ricky MCGOVERN		Kawasaki -			
IDEAL LAP TIME : 1:50.442		BEST LAP TIME : 1:50.813		DIFFERENCE : 0.371		
LAP	SECTOR 1	SECTOR 2	LAP TIME	MPH	DIFF	TIME OF DAY
1 -		58.031	1:58.496	75.56	7.683	13:11:32.639
2 -	54.424	57.206	1:51.630 (3)	80.21	0.817	13:13:24.269
3 -	54.100	58.483	1:52.583	79.53	1.770	13:15:16.852
4 -	54.471	56.342	1:50.813 (1)	80.80		13:17:07.665
5 -	54.104	57.395	1:51.499 (2)	80.30	0.686	13:18:59.164

BMCRC - MRO Championships 2016 - Rnd 2 @ Donington Park GP

EDlasia Formula 400 inc Sub 64

RACE 10 - BEST SECTORS

SECTOR 1			SECTOR 2			IDEAL / BEST COMPARISON						
POS	NO	NAME	TIME	NO	NAME	TIME	POS	NO	NAME	IDEAL	BEST	DIFF
									PERFECT LAP	1:43.793		
1	114	SMITH	50.546	2	GILL	53.247	1	114	SMITH	1:43.992	1:43.992	0.000
2	2	GILL	50.862	114	SMITH	53.446	2	2	GILL	1:44.109	1:44.290	0.181
3	48	WELSH	51.227	48	WELSH	53.693	3	48	WELSH	1:44.920	1:45.490	0.570
4	51	JARMAN	51.528	51	JARMAN	53.772	4	51	JARMAN	1:45.300	1:45.733	0.433
5	3	HENNING	51.843	17	VARLEY	54.000	5	3	HENNING	1:46.112	1:46.328	0.216
6	86	SCOTT	52.054	3	HENNING	54.269	6	17	VARLEY	1:46.258	1:46.258	0.000
7	17	VARLEY	52.258	86	SCOTT	54.277	7	86	SCOTT	1:46.331	1:46.394	0.063
8	143	PICKLES	52.590	143	PICKLES	54.571	8	143	PICKLES	1:47.161	1:47.278	0.117
9	61	FOOKS	52.763	78	POVAH	55.153	9	78	POVAH	1:48.215	1:48.215	0.000
10	78	POVAH	53.062	61	FOOKS	55.785	10	61	FOOKS	1:48.548	1:49.167	0.619
11	85	ROBINSON	53.621	14	EDMONDSON	55.960	11	13	FURNISS	1:49.959	1:49.959	0.000
12	29	HARWOOD	53.740	13	FURNISS	55.974	12	85	ROBINSON	1:50.077	1:50.474	0.397
13	8	CORKETT	53.849	122	MCGOVERN	56.342	13	14	EDMONDSON	1:50.187	1:50.325	0.138
14	33	JOHNSTONE	53.911	85	ROBINSON	56.456	14	29	HARWOOD	1:50.229	1:50.459	0.230
15	13	FURNISS	53.985	29	HARWOOD	56.489	15	122	MCGOVERN	1:50.442	1:50.813	0.371
16	22	HARVIEK	54.020	81	GRANT	56.495	16	33	JOHNSTONE	1:50.516	1:50.903	0.387
17	122	MCGOVERN	54.100	45	MOORE	56.538	17	22	HARVIEK	1:50.583	1:51.328	0.745
18	14	EDMONDSON	54.227	22	HARVIEK	56.563	18	81	GRANT	1:50.831	1:50.870	0.039
19	81	GRANT	54.336	33	JOHNSTONE	56.605	19	8	CORKETT	1:50.869	1:51.021	0.152
20	23	EVANS	54.579	23	EVANS	56.707	20	45	MOORE	1:51.192	1:51.544	0.352
21	45	MOORE	54.654	66	CASWELL	56.856	21	23	EVANS	1:51.286	1:51.711	0.425
22	66	CASWELL	55.175	8	CORKETT	57.020	22	66	CASWELL	1:52.031	1:52.031	0.000
23	65	MOXON	55.339	65	MOXON	57.638	23	65	MOXON	1:52.977	1:53.038	0.061
24	28	HODGSON	55.497	28	HODGSON	57.684	24	28	HODGSON	1:53.181	1:53.317	0.136
25	38	SAVILLE	55.704	63	HARDY	58.718	25	112	MELLISH	1:54.970	1:55.161	0.191
26	117	BOYCE	56.049	112	MELLISH	58.776	26	117	BOYCE	1:55.170	1:55.566	0.396
27	112	MELLISH	56.194	117	BOYCE	59.121	27	38	SAVILLE	1:55.535	1:55.535	0.000
28	63	HARDY	57.032	24	GODZISZ	59.404	28	63	HARDY	1:55.750	1:55.945	0.195
29	24	GODZISZ	57.618	38	SAVILLE	59.831	29	24	GODZISZ	1:57.022	1:57.022	0.000
30	77	PETTY	59.334	77	PETTY	1:01.108	30	77	PETTY	2:00.442	2:01.861	1.419
31	104	OGDEN	1:00.655	104	OGDEN	1:01.349	31	104	OGDEN	2:02.004	2:02.004	0.000
32	88	RANDALL	1:00.861	88	RANDALL	1:01.987	32	88	RANDALL	2:02.848	2:02.929	0.081
33	37	KEMP	1:00.966	37	KEMP	1:02.347	33	37	KEMP	2:03.313	2:03.313	0.000
34	134	PETTET	1:11.878	134	PETTET	1:14.397	34	134	PETTET	2:26.275	2:27.287	1.012
35							35	127	GREEN		1:50.010	

Weather / Track : Cloudy / Dry

Donington Park GP

Circuit Length = 2.4873 miles

Start: 13:09 Flag 13:21 End: 13:24

Results can be found at www.tsl-timing.com

Printed - 13:26 Sunday, 10 April 2016

BMCRC - MRO Championships 2016 - Rnd 2 @ Donington Park GP



EDlasia Formula 400 inc Sub 64

RACE 22 - CLASSIFICATION

POS	NO	CL	PIC NAME	ENTRY	LAPS	TIME	GAP	DIFF	MPH	BEST	ON
1	114		1 Gary SMITH	Kawasaki - SDC / Mike Smith Tuning	4	7:02.779			84.39	1:44.502	3
2	2		2 Andrew GILL	Kawasaki - RMKD Racing	4	7:04.532	1.753	1.753	84.04	1:45.093	2
3	48		3 Richie WELSH	Yamaha - EDEN'S BABY EXPERIENCES	4	7:04.809	2.030	0.277	83.99	1:44.757	4
4	51		4 Emma JARMAN	Kawasaki - RDRacing & EDIAsia	4	7:05.378	2.599	0.569	83.88	1:45.049	4
5	3		5 Gary HENNING	Kawasaki - SGT motorcycles	4	7:13.721	10.942	8.343	82.26	1:46.367	2
6	86		6 Mathew SCOTT	Kawasaki -	4	7:15.789	13.010	2.068	81.87	1:47.839	4
7	78		7 Keith POVAH	Honda - www.78Plate.com ScreenPrinting	4	7:29.366	26.587	13.577	79.40	1:49.740	4
8	61	S	1 Oliver FOOKS	Aprilia - Surrey Engineering Plant Services Ltd	4	7:29.623	26.844	0.257	79.35	1:49.959	3
9	127		8 Adam GREEN	Kawasaki - Royal Air Force Motorsport Association	4	7:30.221	27.442	0.598	79.25	1:49.621	4
10	122		9 Ricky MCGOVERN	Kawasaki -	4	7:31.704	28.925	1.483	78.99	1:49.317	4
11	13		10 Alex FURNISS	Yamaha - Nikki Furnuss	4	7:31.730	28.951	0.026	78.98	1:51.468	4
12	8	S	2 Darren CORKETT	Honda - Jackson & Phillips	4	7:32.191	29.412	0.461	78.90	1:50.779	4
13	33	S	3 Carl JOHNSTONE	Yamaha - EDlasia	4	7:38.943	36.164	6.752	77.74	1:53.469	2
14	23	S	4 Tham EVANS	Honda - Vanilla Electronics	4	7:41.478	38.699	2.535	77.31	1:52.427	3
15	117	S	5 Kieran BOYCE	Honda - Frank Boyce	4	7:43.073	40.294	1.595	77.05	1:53.690	4
16	112	S	6 Aaron MELLISH	Honda - Laura Etherington	4	7:56.100	53.321	13.027	74.94	1:57.250	2
17	38		11 Tom SAVILLE	Kawasaki -	4	8:00.394	57.615	4.294	74.27	1:56.936	4
18	63		12 Daniel HARDY	Kawasaki - Susan Beddall Holistic Training	4	8:00.891	58.112	0.497	74.19	1:58.258	4
19	24	S	7 Harley GODZISZ	Honda -	4	8:08.716	1:05.937	7.825	73.01	2:00.692	3
20	65	S	8 Andrew MOXON	Honda -	4	8:08.718	1:05.939	0.002	73.01	1:53.969	2
21	37	S	9 Nigel KEMP	Kawasaki -	4	8:34.439	1:31.660	25.721	69.35	2:05.646	4
22	104	S	10 David OGDEN	Yamaha - M & M Motorcycles, Cambridge	4	8:34.734	1:31.955	0.295	69.31	2:06.889	2
23	134	S	11 Debbie PETTET	Kawasaki -	3	7:41.890	1 Lap	1 Lap	57.86	2:32.064	3

NOT CLASSIFIED

DNF	143		Scott PICKLES	Kawasaki - Ls plumbing and heating	2	6:22.668	2 Laps	1 Lap	46.44	1:54.309	1
-----	-----	--	---------------	------------------------------------	---	----------	--------	-------	-------	----------	---

FASTEST LAP

114			Gary SMITH	Kawasaki - SDC / Mike Smith Tuning	3	1:44.502		85.68 mph	137.89 kph
61	S		Oliver FOOKS	Aprilia - Surrey Engineering Plant Services Ltd	3	1:49.959		81.43 mph	131.05 kph

Class - 90% of Race Speed = 75.95 mph
 Class S - 90% of Race Speed = 71.41 mph

Weather / Track : Cloudy / Dry

These results are provisional until the conclusion of any judicial and technical matters.

Donington Park GP

Circuit Length = 2.4873 miles

Start: 17:50 Flag 17:57 End: 17:59

Clerk Of Course :	Timekeeper :
-------------------	--------------

Results can be found at www.tsl-timing.com

Printed - 18:02 Sunday, 10 April 2016



BMCRC - MRO Championships 2016 - Rnd 2 @ Donington Park GP

EDlasia Formula 400 inc Sub 64

RACE 22 - LAP CHART

LAP 1 @ 17:52:27.034		
NO	BEHIND	LAP TIME

114		1:48.028
51	0.406	1:48.434
2	1.192	1:49.220
48	1.634	1:49.662
3	2.277	1:50.305
86	3.509	1:51.537
143	6.281	1:54.309
8	7.635	1:55.663
78	7.793	1:55.821
127	8.018	1:56.046
61	8.355	1:56.383
13	8.763	1:56.791
33	9.600	1:57.628
23	11.168	1:59.196
65	12.107	2:00.135
122	12.696	2:00.724
117	13.559	2:01.587
112	14.150	2:02.178
63	16.785	2:04.813
24	17.942	2:05.970
38	20.682	2:08.710
104	23.937	2:11.965
37	25.992	2:14.020
134	48.179	2:36.207

LAP 2 @ 17:54:12.313		
NO	BEHIND	LAP TIME

114		1:45.279
51	0.686	1:45.559
2	1.006	1:45.093
48	1.572	1:45.217
3	3.365	1:46.367
86	6.761	1:48.531
78	14.805	1:52.291
13	15.286	1:51.802
127	15.638	1:52.899
61	15.805	1:52.729
8	16.316	1:53.960
33	17.790	1:53.469
122	18.926	1:51.509
23	20.218	1:54.329
65	20.797	1:53.969
117	22.208	1:53.928
112	26.121	1:57.250
63	30.463	1:58.957
38	32.824	1:57.421
24	33.803	2:01.140
104	45.547	2:06.889
37	47.834	2:07.121
134	1:36.519	2:33.619

LAP 3 @ 17:55:56.815		
NO	BEHIND	LAP TIME

114		1:44.502
2	1.610	1:45.106
48	2.243	1:45.173
51	2.520	1:46.336
3	5.978	1:47.115
86	10.141	1:47.882
61	21.262	1:49.959
78	21.817	1:51.514

13	22.453	1:51.669
127	22.791	1:51.655
8	23.603	1:51.789
122	24.578	1:50.154
33	26.905	1:53.617
23	28.143	1:52.427
117	31.574	1:53.868
112	39.630	1:58.011
63	44.824	1:58.863
38	45.649	1:57.327
24	49.993	2:00.692
65	56.242	2:19.947
143	1 Lap	4:28.359 P
104	1:08.473	2:07.428
37	1:10.984	2:07.652

LAP 4 @ 17:57:41.785		
NO	BEHIND	LAP TIME

114		1:44.970
2	1.753	1:45.113
48	2.030	1:44.757
51	2.599	1:45.049
3	10.942	1:49.934
86	13.010	1:47.839
78	26.587	1:49.740
61	26.844	1:50.552
127	27.442	1:49.621
122	28.925	1:49.317
13	28.951	1:51.468
8	29.412	1:50.779
33	36.164	1:54.229
23	38.699	1:55.526
134	1 Lap	2:32.064
117	40.294	1:53.690
112	53.321	1:58.661
38	57.615	1:56.936
63	58.112	1:58.258
24	1:05.937	2:00.914
65	1:05.939	1:54.667
37	1:31.660	2:05.646
104	1:31.955	2:08.452

Weather / Track : Cloudy / Dry

Results can be found at www.tsl-timing.com

Donington Park GP
Circuit Length = 2.4873 miles
Start: 17:50 Flag 17:57 End: 17:59

Printed - 18:02 Sunday, 10 April 2016

BMCRG - MRO Championships 2016 - Rnd 2 @ Donington Park GP

EDlasia Formula 400 inc Sub 64

RACE 22 - SECTOR ANALYSIS

SECTOR 1 = FL to I1, SECTOR 2 = I1 to FL, DIFF = Difference To Personal Best Lap

P1 114 Gary SMITH		Kawasaki - SDC / Mike Smith Tuning				
IDEAL LAP TIME : 1:44.367		BEST LAP TIME : 1:44.502		DIFFERENCE : 0.135		
LAP	SECTOR 1	SECTOR 2	LAP TIME	MPH	DIFF	TIME OF DAY
1 -		54.053	1:48.028	82.88	3.526	17:52:27.034
2 -	51.145	54.134	1:45.279 (3)	85.05	0.777	17:54:12.313
3 -	50.619	53.883	1:44.502 (1)	85.68		17:55:56.815
4 -	51.222	53.748	1:44.970 (2)	85.30	0.468	17:57:41.785

P2 2 Andrew GILL		Kawasaki - RMKD Racing				
IDEAL LAP TIME : 1:44.828		BEST LAP TIME : 1:45.093		DIFFERENCE : 0.265		
LAP	SECTOR 1	SECTOR 2	LAP TIME	MPH	DIFF	TIME OF DAY
1 -		53.733	1:49.220	81.98	4.127	17:52:28.226
2 -	51.395	53.698	1:45.093 (1)	85.20		17:54:13.319
3 -	51.383	53.723	1:45.106 (2)	85.19	0.013	17:55:58.425
4 -	51.668	53.445	1:45.113 (3)	85.18	0.020	17:57:43.538

P3 48 Richie WELSH		Yamaha - EDEN'S BABY EXPERIENCES				
IDEAL LAP TIME : 1:44.570		BEST LAP TIME : 1:44.757		DIFFERENCE : 0.187		
LAP	SECTOR 1	SECTOR 2	LAP TIME	MPH	DIFF	TIME OF DAY
1 -		54.073	1:49.662	81.65	4.905	17:52:28.668
2 -	51.378	53.839	1:45.217 (3)	85.10	0.460	17:54:13.885
3 -	51.284	53.889	1:45.173 (2)	85.14	0.416	17:55:59.058
4 -	51.471	53.286	1:44.757 (1)	85.47		17:57:43.815

P4 51 Emma JARMAN		Kawasaki - RDRacing & EDIAsia				
IDEAL LAP TIME : 1:44.660		BEST LAP TIME : 1:45.049		DIFFERENCE : 0.389		
LAP	SECTOR 1	SECTOR 2	LAP TIME	MPH	DIFF	TIME OF DAY
1 -		53.956	1:48.434	82.57	3.385	17:52:27.440
2 -	51.821	53.738	1:45.559 (2)	84.82	0.510	17:54:12.999
3 -	51.470	54.866	1:46.336 (3)	84.20	1.287	17:55:59.335
4 -	51.859	53.190	1:45.049 (1)	85.24		17:57:44.384

P5 3 Gary HENNING		Kawasaki - SGT motorcycles				
IDEAL LAP TIME : 1:46.100		BEST LAP TIME : 1:46.367		DIFFERENCE : 0.267		
LAP	SECTOR 1	SECTOR 2	LAP TIME	MPH	DIFF	TIME OF DAY
1 -		54.536	1:50.305	81.17	3.938	17:52:29.311
2 -	51.564	54.803	1:46.367 (1)	84.18		17:54:15.678
3 -	51.734	55.381	1:47.115 (2)	83.59	0.748	17:56:02.793
4 -	54.117	55.817	1:49.934 (3)	81.45	3.567	17:57:52.727

P6 86 Mathew SCOTT		Kawasaki -				
IDEAL LAP TIME : 1:47.717		BEST LAP TIME : 1:47.839		DIFFERENCE : 0.122		
LAP	SECTOR 1	SECTOR 2	LAP TIME	MPH	DIFF	TIME OF DAY
1 -		54.798	1:51.537	80.28	3.698	17:52:30.543
2 -	53.327	55.204	1:48.531 (3)	82.50	0.692	17:54:19.074
3 -	53.168	54.714	1:47.882 (2)	83.00	0.043	17:56:06.956
4 -	53.290	54.549	1:47.839 (1)	83.03		17:57:54.795

P7 78 Keith POVAH		Honda - www.78Plate.com ScreenPrinting				
IDEAL LAP TIME : 1:49.740		BEST LAP TIME : 1:49.740		DIFFERENCE : 0.000		
LAP	SECTOR 1	SECTOR 2	LAP TIME	MPH	DIFF	TIME OF DAY
1 -		57.315	1:55.821	77.31	6.081	17:52:34.827
2 -	54.506	57.785	1:52.291 (3)	79.74	2.551	17:54:27.118
3 -	54.782	56.732	1:51.514 (2)	80.29	1.774	17:56:18.632
4 -	53.808	55.932	1:49.740 (1)	81.59		17:58:08.372

Weather / Track : Cloudy / Dry

Donington Park GP
Circuit Length = 2.4873 miles
Start: 17:50 Flag 17:57 End: 17:59

BMCRC - MRO Championships 2016 - Rnd 2 @ Donington Park GP

EDlasia Formula 400 inc Sub 64

RACE 22 - SECTOR ANALYSIS

SECTOR 1 = FL to I1, SECTOR 2 = I1 to FL, DIFF = Difference To Personal Best Lap

P8 61 S		Oliver FOOKS		Aprilia - Surrey Engineering Plant Services Ltd			
IDEAL LAP TIME : 1:49.550		BEST LAP TIME : 1:49.959		DIFFERENCE : 0.409			
LAP	SECTOR 1	SECTOR 2	LAP TIME	MPH	DIFF	TIME OF DAY	
1 -		57.541	1:56.383	76.93	6.424	17:52:35.389	
2 -	54.028	58.701	1:52.729 (3)	79.43	2.770	17:54:28.118	
3 -	54.047	55.912	1:49.959 (1)	81.43		17:56:18.077	
4 -	53.638	56.914	1:50.552 (2)	80.99	0.593	17:58:08.629	

P9 127		Adam GREEN		Kawasaki - Royal Air Force Motorsport Association			
IDEAL LAP TIME : 1:49.621		BEST LAP TIME : 1:49.621		DIFFERENCE : 0.000			
LAP	SECTOR 1	SECTOR 2	LAP TIME	MPH	DIFF	TIME OF DAY	
1 -		57.033	1:56.046	77.16	6.425	17:52:35.052	
2 -	55.223	57.676	1:52.899 (3)	79.31	3.278	17:54:27.951	
3 -	54.617	57.038	1:51.655 (2)	80.19	2.034	17:56:19.606	
4 -	53.810	55.811	1:49.621 (1)	81.68		17:58:09.227	

P10 122		Ricky MCGOVERN		Kawasaki -			
IDEAL LAP TIME : 1:48.813		BEST LAP TIME : 1:49.317		DIFFERENCE : 0.504			
LAP	SECTOR 1	SECTOR 2	LAP TIME	MPH	DIFF	TIME OF DAY	
1 -		58.155	2:00.724	74.17	11.407	17:52:39.730	
2 -	54.577	56.932	1:51.509 (3)	80.30	2.192	17:54:31.239	
3 -	54.449	55.705	1:50.154 (2)	81.29	0.837	17:56:21.393	
4 -	53.108	56.209	1:49.317 (1)	81.91		17:58:10.710	

P11 13		Alex FURNISS		Yamaha - Nikki Furniss			
IDEAL LAP TIME : 1:51.294		BEST LAP TIME : 1:51.468		DIFFERENCE : 0.174			
LAP	SECTOR 1	SECTOR 2	LAP TIME	MPH	DIFF	TIME OF DAY	
1 -		57.463	1:56.791	76.67	5.323	17:52:35.797	
2 -	54.670	57.132	1:51.802 (3)	80.09	0.334	17:54:27.599	
3 -	54.596	57.073	1:51.669 (2)	80.18	0.201	17:56:19.268	
4 -	54.221	57.247	1:51.468 (1)	80.33		17:58:10.736	

P12 8 S		Darren CORKETT		Honda - Jackson & Phillips			
IDEAL LAP TIME : 1:50.779		BEST LAP TIME : 1:50.779		DIFFERENCE : 0.000			
LAP	SECTOR 1	SECTOR 2	LAP TIME	MPH	DIFF	TIME OF DAY	
1 -		57.491	1:55.663	77.41	4.884	17:52:34.669	
2 -	55.322	58.638	1:53.960 (3)	78.57	3.181	17:54:28.629	
3 -	54.233	57.556	1:51.789 (2)	80.10	1.010	17:56:20.418	
4 -	53.531	57.248	1:50.779 (1)	80.83		17:58:11.197	

P13 33 S		Carl JOHNSTONE		Yamaha - EDlasia			
IDEAL LAP TIME : 1:53.021		BEST LAP TIME : 1:53.469		DIFFERENCE : 0.448			
LAP	SECTOR 1	SECTOR 2	LAP TIME	MPH	DIFF	TIME OF DAY	
1 -		57.643	1:57.628	76.12	4.159	17:52:36.634	
2 -	55.378	58.091	1:53.469 (1)	78.91		17:54:30.103	
3 -	55.876	57.741	1:53.617 (2)	78.81	0.148	17:56:23.720	
4 -	56.046	58.183	1:54.229 (3)	78.39	0.760	17:58:17.949	

P14 23 S		Tham EVANS		Honda - Vanilla Electronics			
IDEAL LAP TIME : 1:52.427		BEST LAP TIME : 1:52.427		DIFFERENCE : 0.000			
LAP	SECTOR 1	SECTOR 2	LAP TIME	MPH	DIFF	TIME OF DAY	
1 -		58.623	1:59.196	75.12	6.769	17:52:38.202	
2 -	55.800	58.529	1:54.329 (2)	78.32	1.902	17:54:32.531	
3 -	55.271	57.156	1:52.427 (1)	79.64		17:56:24.958	
4 -	56.318	59.208	1:55.526 (3)	77.51	3.099	17:58:20.484	

Weather / Track : Cloudy / Dry

Donington Park GP
Circuit Length = 2.4873 miles
Start: 17:50 Flag 17:57 End: 17:59

BMCRG - MRO Championships 2016 - Rnd 2 @ Donington Park GP

EDlasia Formula 400 inc Sub 64

RACE 22 - SECTOR ANALYSIS

SECTOR 1 = FL to I1, SECTOR 2 = I1 to FL, DIFF = Difference To Personal Best Lap

P15 117 S		Kieran BOYCE		Honda - Frank Boyce		
IDEAL LAP TIME : 1:53.556		BEST LAP TIME : 1:53.690		DIFFERENCE : 0.134		
LAP	SECTOR 1	SECTOR 2	LAP TIME	MPH	DIFF	TIME OF DAY
1 -		59.153	2:01.587	73.64	7.897	17:52:40.593
2 -	55.497	58.431	1:53.928 (3)	78.59	0.238	17:54:34.521
3 -	55.760	58.108	1:53.868 (2)	78.63	0.178	17:56:28.389
4 -	55.448	58.242	1:53.690 (1)	78.76		17:58:22.079

P16 112 S		Aaron MELLISH		Honda - Laura Etherington		
IDEAL LAP TIME : 1:56.559		BEST LAP TIME : 1:57.250		DIFFERENCE : 0.691		
LAP	SECTOR 1	SECTOR 2	LAP TIME	MPH	DIFF	TIME OF DAY
1 -		1:00.484	2:02.178	73.28	4.928	17:52:41.184
2 -	58.296	58.954	1:57.250 (1)	76.37		17:54:38.434
3 -	57.605	1:00.406	1:58.011 (2)	75.87	0.761	17:56:36.445
4 -	58.071	1:00.590	1:58.661 (3)	75.46	1.411	17:58:35.106

P17 38		Tom SAVILLE		Kawasaki -		
IDEAL LAP TIME : 1:56.321		BEST LAP TIME : 1:56.936		DIFFERENCE : 0.615		
LAP	SECTOR 1	SECTOR 2	LAP TIME	MPH	DIFF	TIME OF DAY
1 -		1:06.613	2:08.710	69.57	11.774	17:52:47.716
2 -	56.714	1:00.707	1:57.421 (3)	76.25	0.485	17:54:45.137
3 -	57.131	1:00.196	1:57.327 (2)	76.32	0.391	17:56:42.464
4 -	57.329	59.607	1:56.936 (1)	76.57		17:58:39.400

P18 63		Daniel HARDY		Kawasaki - Susan Beddall Holistic Training		
IDEAL LAP TIME : 1:57.764		BEST LAP TIME : 1:58.258		DIFFERENCE : 0.494		
LAP	SECTOR 1	SECTOR 2	LAP TIME	MPH	DIFF	TIME OF DAY
1 -		1:00.837	2:04.813	71.74	6.555	17:52:43.819
2 -	58.711	1:00.246	1:58.957 (3)	75.27	0.699	17:54:42.776
3 -	58.956	59.907	1:58.863 (2)	75.33	0.605	17:56:41.639
4 -	57.857	1:00.401	1:58.258 (1)	75.71		17:58:39.897

P19 24 S		Harley GODZISZ		Honda -		
IDEAL LAP TIME : 1:59.977		BEST LAP TIME : 2:00.692		DIFFERENCE : 0.715		
LAP	SECTOR 1	SECTOR 2	LAP TIME	MPH	DIFF	TIME OF DAY
1 -		1:00.667	2:05.970	71.08	5.278	17:52:44.976
2 -	59.783	1:01.357	2:01.140 (3)	73.91	0.448	17:54:46.116
3 -	59.310	1:01.382	2:00.692 (1)	74.19		17:56:46.808
4 -	59.676	1:01.238	2:00.914 (2)	74.05	0.222	17:58:47.722

P20 65 S		Andrew MOXON		Honda -		
IDEAL LAP TIME : 1:53.782		BEST LAP TIME : 1:53.969		DIFFERENCE : 0.187		
LAP	SECTOR 1	SECTOR 2	LAP TIME	MPH	DIFF	TIME OF DAY
1 -		58.713	2:00.135 (3)	74.53	6.166	17:52:39.141
2 -	56.266	57.703	1:53.969 (1)	78.56		17:54:33.110
3 -	1:20.572	59.375	2:19.947	63.98	25.978	17:56:53.057
4 -	57.151	57.516	1:54.667 (2)	78.09	0.698	17:58:47.724

P21 37 S		Nigel KEMP		Kawasaki -		
IDEAL LAP TIME : 2:05.589		BEST LAP TIME : 2:05.646		DIFFERENCE : 0.057		
LAP	SECTOR 1	SECTOR 2	LAP TIME	MPH	DIFF	TIME OF DAY
1 -		1:04.885	2:14.020	66.81	8.374	17:52:53.026
2 -	1:02.825	1:04.296	2:07.121 (2)	70.44	1.475	17:55:00.147
3 -	1:03.798	1:03.854	2:07.652 (3)	70.14	2.006	17:57:07.799
4 -	1:02.882	1:02.764	2:05.646 (1)	71.26		17:59:13.445

Weather / Track : Cloudy / Dry

Donington Park GP
Circuit Length = 2.4873 miles
Start: 17:50 Flag 17:57 End: 17:59

BMCRC - MRO Championships 2016 - Rnd 2 @ Donington Park GP

EDlasia Formula 400 inc Sub 64

RACE 22 - SECTOR ANALYSIS

SECTOR 1 = FL to I1, SECTOR 2 = I1 to FL, DIFF = Difference To Personal Best Lap

P22 104 S		David OGDEN		Yamaha - M & M Motorcycles, Cambridge		
IDEAL LAP TIME : 2:06.299		BEST LAP TIME : 2:06.889		DIFFERENCE : 0.590		
LAP	SECTOR 1	SECTOR 2	LAP TIME	MPH	DIFF	TIME OF DAY
1 -		1:03.616	2:11.965	67.85	5.076	17:52:50.971
2 -	1:02.683	1:04.206	2:06.889 (1)	70.56		17:54:57.860
3 -	1:03.808	1:03.620	2:07.428 (2)	70.27	0.539	17:57:05.288
4 -	1:02.924	1:05.528	2:08.452 (3)	69.71	1.563	17:59:13.740

P23 134 S		Debbie PETTET		Kawasaki -		
IDEAL LAP TIME : 2:31.865		BEST LAP TIME : 2:32.064		DIFFERENCE : 0.199		
LAP	SECTOR 1	SECTOR 2	LAP TIME	MPH	DIFF	TIME OF DAY
1 -		1:18.327	2:36.207 (3)	57.32	4.143	17:53:15.213
2 -	1:14.586	1:19.033	2:33.619 (2)	58.29	1.555	17:55:48.832
3 -	1:14.785	1:17.279	2:32.064 (1)	58.88		17:58:20.896

P24 143		Scott PICKLES		Kawasaki - Ls plumbing and heating		
IDEAL LAP TIME : 1:50.867		BEST LAP TIME : 1:54.309		DIFFERENCE : 3.442		
LAP	SECTOR 1	SECTOR 2	LAP TIME	MPH	DIFF	TIME OF DAY
1 -		56.075	1:54.309 (1)	78.33		17:52:33.315
2 -	54.792	IN PIT	4:28.359 P	33.36	2:34.049	17:57:01.674

BMCRC - MRO Championships 2016 - Rnd 2 @ Donington Park GP

EDlasia Formula 400 inc Sub 64

RACE 22 - BEST SECTORS

SECTOR 1			SECTOR 2			IDEAL / BEST COMPARISON						
POS	NO	NAME	TIME	NO	NAME	TIME	POS	NO	NAME	IDEAL	BEST	DIFF
									PERFECT LAP	1:43.809		
1	114	SMITH	50.619	51	JARMAN	53.190	1	114	SMITH	1:44.367	1:44.502	0.135
2	48	WELSH	51.284	48	WELSH	53.286	2	48	WELSH	1:44.570	1:44.757	0.187
3	2	GILL	51.383	2	GILL	53.445	3	51	JARMAN	1:44.660	1:45.049	0.389
4	51	JARMAN	51.470	114	SMITH	53.748	4	2	GILL	1:44.828	1:45.093	0.265
5	3	HENNING	51.564	3	HENNING	54.536	5	3	HENNING	1:46.100	1:46.367	0.267
6	122	MCGOVERN	53.108	86	SCOTT	54.549	6	86	SCOTT	1:47.717	1:47.839	0.122
7	86	SCOTT	53.168	122	MCGOVERN	55.705	7	122	MCGOVERN	1:48.813	1:49.317	0.504
8	8	CORKETT	53.531	127	GREEN	55.811	8	61	FOOKS	1:49.550	1:49.959	0.409
9	61	FOOKS	53.638	61	FOOKS	55.912	9	127	GREEN	1:49.621	1:49.621	0.000
10	78	POVAH	53.808	78	POVAH	55.932	10	78	POVAH	1:49.740	1:49.740	0.000
11	127	GREEN	53.810	143	PICKLES	56.075	11	8	CORKETT	1:50.779	1:50.779	0.000
12	13	FURNISS	54.221	13	FURNISS	57.073	12	143	PICKLES	1:50.867	1:54.309	3.442
13	143	PICKLES	54.792	23	EVANS	57.156	13	13	FURNISS	1:51.294	1:51.468	0.174
14	23	EVANS	55.271	8	CORKETT	57.248	14	23	EVANS	1:52.427	1:52.427	0.000
15	33	JOHNSTONE	55.378	65	MOXON	57.516	15	33	JOHNSTONE	1:53.021	1:53.469	0.448
16	117	BOYCE	55.448	33	JOHNSTONE	57.643	16	117	BOYCE	1:53.556	1:53.690	0.134
17	65	MOXON	56.266	117	BOYCE	58.108	17	65	MOXON	1:53.782	1:53.969	0.187
18	38	SAVILLE	56.714	112	MELLISH	58.954	18	38	SAVILLE	1:56.321	1:56.936	0.615
19	112	MELLISH	57.605	38	SAVILLE	59.607	19	112	MELLISH	1:56.559	1:57.250	0.691
20	63	HARDY	57.857	63	HARDY	59.907	20	63	HARDY	1:57.764	1:58.258	0.494
21	24	GODZISZ	59.310	24	GODZISZ	1:00.667	21	24	GODZISZ	1:59.977	2:00.692	0.715
22	104	OGDEN	1:02.683	37	KEMP	1:02.764	22	37	KEMP	2:05.589	2:05.646	0.057
23	37	KEMP	1:02.825	104	OGDEN	1:03.616	23	104	OGDEN	2:06.299	2:06.889	0.590
24	134	PETTET	1:14.586	134	PETTET	1:17.279	24	134	PETTET	2:31.865	2:32.064	0.199

Weather / Track : Cloudy / Dry

Results can be found at www.tsl-timing.com

Donington Park GP
 Circuit Length = 2.4873 miles
 Start: 17:50 Flag 17:57 End: 17:59

Printed - 18:02 Sunday, 10 April 2016



MRO 600 inc Clubman 600

Donington Park GP

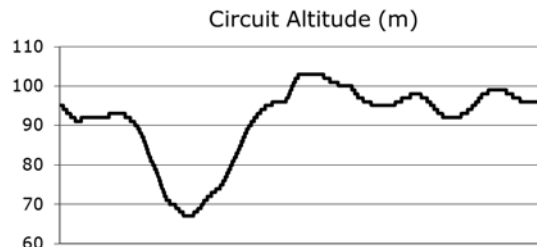
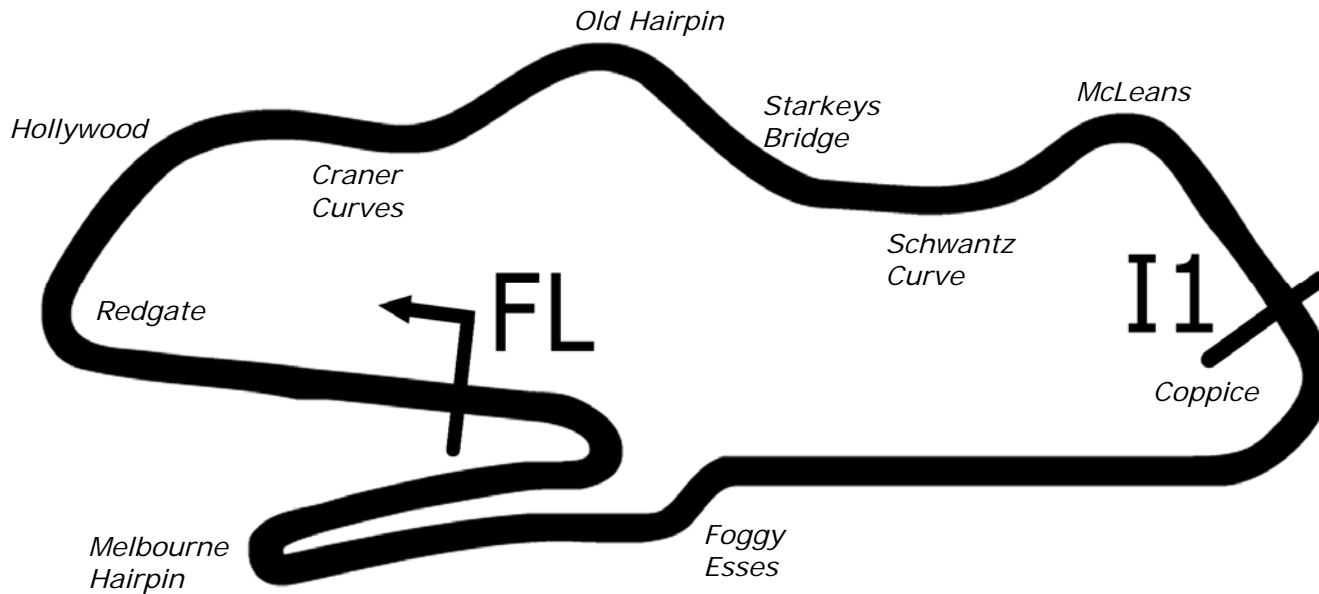
9th & 10th April 2016



Results Provided by Timing Solutions Ltd

www.tsl-timing.com

Donington Park GP



Length	1.9790 miles	3185.0 m	
FL		52.82971 N	1.37867 W
I1	2096m	52.82978 N	1.36508 W
Pit Entry	3100m	52.82951 N	1.37832 W
Pit Exit	229m after FL	52.82996 N	1.38205 W
Pit Entry–Pit Exit 287m, 17.2s @60kph, 12.9s @80kph			

All results available at www.tsl-timing.com

BMCRC - MRO Championships 2016 - Rnd 2 @ Donington Park GP

Team Respro MRO 600 inc Clubman 600

QUALIFYING - CLASSIFICATION

POS	NO	CL	PIC NAME	ENTRY	TIME	ON	LAPS	GAP	DIFF	MPH
1	187		1 Michael HALL	Kawasaki -	1:54.465	4	5			78.22
2	8		2 Grant NEWSTEAD	Yamaha - Tinklers Motorcycles	1:54.854	5	5	0.389	0.389	77.96
3	32	C	1 Mark PIPER	Yamaha - please sponsor me	1:54.893	5	5	0.428	0.039	77.93
4	52	C	2 Ben COTGROVE	Triumph - NR Racing	1:54.896	5	5	0.431	0.003	77.93
5	6	C	3 Dominic PETTIT	Yamaha - Camclad Contractors	1:55.087	5	5	0.622	0.191	77.80
6	44	C	4 Hayden PLATTON	Kawasaki - NR Racing	1:55.230	5	5	0.765	0.143	77.70
7	49	C	5 Ross MCLURG	Kawasaki - E.D.I Building / Steve Jordan Motorcycles	1:55.429	5	5	0.964	0.199	77.57
8	777		3 Mason WILLIAMS	Yamaha - Steve Jordan Motorcycles	1:55.523	5	5	1.058	0.094	77.51
9	74		4 Joe MORPHETT	Yamaha - Inta	1:56.132	5	5	1.667	0.609	77.10
10	127		5 David TINKLER	Yamaha -	1:56.466	5	5	2.001	0.334	76.88
11	59	C	6 Simon TUCKER	Yamaha - Area51racing	1:56.486	5	5	2.021	0.020	76.87
12	79	C	7 David WAKE	Yamaha -	1:58.404	5	5	3.939	1.918	75.62
13	58		6 Jamie LOVEDAY	Kawasaki - Insignia signs	1:59.480	5	5	5.015	1.076	74.94
14	81*		7 Adam CLARKE	Yamaha -	2:00.256	3	4	5.791	0.776	74.46
15	38		8 David HEWSON	Kawasaki - Obsession Engineering Limited	2:00.776	5	5	6.311	0.520	74.14
16	27		9 George HINDLE	Triumph -	2:01.106	4	5	6.641	0.330	73.93
17	56	C	8 Michael MILLS	Yamaha - A51R	2:01.219	5	5	6.754	0.113	73.87
18	159		10 Jack HARVEY	Yamaha -	2:01.995	4	5	7.530	0.776	73.40
19	64	C	9 Barry CHAMBERLAIN	Suzuki - Goldline Maintenance Services	2:02.627	5	5	8.162	0.632	73.02
20	71		11 Grant MCINTOSH	Triumph - Neils Autos, Wakefield	2:02.732	4	5	8.267	0.105	72.95
21	77	C	10 Jason HOLLAND	Triumph - JH autos imperial car hire	2:03.010	5	5	8.545	0.278	72.79
22	177		12 Steve JORDAN	Triumph - stevejordan motorcycles/Bernard Elliott	2:06.134	5	5	11.669	3.124	70.99
23	3		13 Emma JARMAN	Yamaha - RDRacing & EDIAAsia	2:07.175	4	4	12.710	1.041	70.41
24	41		14 Alan NAYLOR	Kawasaki -	2:07.400	3	4	12.935	0.225	70.28
25	11	C	11 Josh HARVEY	Yamaha - NR Racing	2:07.742	4	4	13.277	0.342	70.09
26	4		15 Emmett BURKE	Honda - Sunflame	2:09.395	4	5	14.930	1.653	69.20
27	76		16 Jason BYARD	Suzuki - May Construction	2:11.009	1	1	16.544	1.614	68.34
28	12	C	12 Andrew WELLS	Suzuki -	2:13.517	4	4	19.052	2.508	67.06
29	87	C	13 Craig BAKER	Kawasaki - P.Baker auto repairs LTD	2:23.996	4	4	29.531	10.479	62.18
30	15	C	14 Justin ARBON	Honda - heward and dean	2:37.883	2	3	43.418	13.887	56.71
31	7	C	15 Mitch DUCRAN	Yamaha -			0			

* BIKE #81 - NO TRANSPONDER, PLEASE FIT FOR RACING.

Donington Park GP
 Circuit Length = 2.4873 miles
 Start: 09:19 Flag 09:29 End: 09:31

Weather / Track : Cloudy / Damp

These results are provisional until the conclusion of any judicial and technical matters.

Clerk Of Course :	Timekeeper :
-------------------	--------------

Results can be found at www.tsl-timing.com

Printed - 09:32 Saturday, 09 April 2016



BMCRC - MRO Championships 2016 - Rnd 2 @ Donington Park GP

Team Respro MRO 600 inc Clubman 600

QUALIFYING - SECTOR ANALYSIS

SECTOR 1 = FL to I1, SECTOR 2 = I1 to FL, DIFF = Difference To Personal Best Lap

P1 187 Michael HALL		Kawasaki -				
IDEAL LAP TIME : 1:54.017		BEST LAP TIME : 1:54.465		DIFFERENCE : 0.448		
LAP	SECTOR 1	SECTOR 2	LAP TIME	MPH	DIFF	TIME OF DAY
1 -	1:02.402	1:01.843	2:04.245	72.07	9.780	09:21:51.943
2 -	58.811	1:01.465	2:00.276	74.44	5.811	09:23:52.219
3 -	58.786	59.547	1:58.333 (3)	75.67	3.868	09:25:50.552
4 -	56.818	57.647	1:54.465 (1)	78.22		09:27:45.017
5 -	56.370	58.300	1:54.670 (2)	78.08	0.205	09:29:39.687

P2 8 Grant NEWSTEAD		Yamaha - Tinklers Motorcycles				
IDEAL LAP TIME : 1:54.854		BEST LAP TIME : 1:54.854		DIFFERENCE : 0.000		
LAP	SECTOR 1	SECTOR 2	LAP TIME	MPH	DIFF	TIME OF DAY
1 -	1:02.129	1:05.224	2:07.353	70.31	12.499	09:21:53.883
2 -	1:00.445	1:02.163	2:02.608	73.03	7.754	09:23:56.491
3 -	58.564	1:00.368	1:58.932 (3)	75.29	4.078	09:25:55.423
4 -	57.473	58.517	1:55.990 (2)	77.20	1.136	09:27:51.413
5 -	56.548	58.306	1:54.854 (1)	77.96		09:29:46.267

P3 32 C Mark PIPER		Yamaha - please sponsor me				
IDEAL LAP TIME : 1:54.893		BEST LAP TIME : 1:54.893		DIFFERENCE : 0.000		
LAP	SECTOR 1	SECTOR 2	LAP TIME	MPH	DIFF	TIME OF DAY
1 -	1:02.469	1:04.209	2:06.678	70.68	11.785	09:21:56.922
2 -	1:00.748	1:03.151	2:03.899	72.27	9.006	09:24:00.821
3 -	58.758	1:01.315	2:00.073 (3)	74.57	5.180	09:26:00.894
4 -	58.545	1:00.939	1:59.484 (2)	74.94	4.591	09:28:00.378
5 -	56.338	58.555	1:54.893 (1)	77.93		09:29:55.271

P4 52 C Ben COTGROVE		Triumph - NR Racing				
IDEAL LAP TIME : 1:54.896		BEST LAP TIME : 1:54.896		DIFFERENCE : 0.000		
LAP	SECTOR 1	SECTOR 2	LAP TIME	MPH	DIFF	TIME OF DAY
1 -	1:03.753	1:03.520	2:07.273	70.35	12.377	09:21:59.917
2 -	1:00.975	59.565	2:00.540	74.28	5.644	09:24:00.457
3 -	57.794	1:00.743	1:58.537 (3)	75.54	3.641	09:25:58.994
4 -	59.120	59.317	1:58.437 (2)	75.60	3.541	09:27:57.431
5 -	56.721	58.175	1:54.896 (1)	77.93		09:29:52.327

P5 6 C Dominic PETTIT		Yamaha - Camclad Contractors				
IDEAL LAP TIME : 1:55.087		BEST LAP TIME : 1:55.087		DIFFERENCE : 0.000		
LAP	SECTOR 1	SECTOR 2	LAP TIME	MPH	DIFF	TIME OF DAY
1 -	1:03.286	1:04.567	2:07.853	70.03	12.766	09:21:59.140
2 -	1:00.406	1:02.095	2:02.501	73.09	7.414	09:24:01.641
3 -	58.687	1:01.285	1:59.972 (3)	74.63	4.885	09:26:01.613
4 -	58.340	59.879	1:58.219 (2)	75.74	3.132	09:27:59.832
5 -	56.042	59.045	1:55.087 (1)	77.80		09:29:54.919

P6 44 C Hayden PLATTON		Kawasaki - NR Racing				
IDEAL LAP TIME : 1:55.230		BEST LAP TIME : 1:55.230		DIFFERENCE : 0.000		
LAP	SECTOR 1	SECTOR 2	LAP TIME	MPH	DIFF	TIME OF DAY
1 -	1:05.193	1:04.965	2:10.158	68.79	14.928	09:22:04.546
2 -	58.725	1:00.613	1:59.338 (3)	75.03	4.108	09:24:03.884
3 -	59.311	1:00.495	1:59.806	74.74	4.576	09:26:03.690
4 -	58.719	59.663	1:58.382 (2)	75.64	3.152	09:28:02.072
5 -	56.779	58.451	1:55.230 (1)	77.70		09:29:57.302

P7 49 C Ross MCLURG		Kawasaki - E.D.I Building / Steve Jordan Motorcycles				
IDEAL LAP TIME : 1:55.429		BEST LAP TIME : 1:55.429		DIFFERENCE : 0.000		
LAP	SECTOR 1	SECTOR 2	LAP TIME	MPH	DIFF	TIME OF DAY

Weather / Track : Cloudy / Damp

Donington Park GP
Circuit Length = 2.4873 miles
Start: 09:19 Flag 09:29 End: 09:31

BMCRC - MRO Championships 2016 - Rnd 2 @ Donington Park GP

Team Respro MRO 600 inc Clubman 600

QUALIFYING - SECTOR ANALYSIS

SECTOR 1 = FL to I1, SECTOR 2 = I1 to FL, DIFF = Difference To Personal Best Lap

1 -	1:02.483	1:04.529	2:07.012	70.50	11.583	09:22:06.515
2 -	1:00.804	1:00.916	2:01.720	73.56	6.291	09:24:08.235
3 -	58.506	59.827	1:58.333 (3)	75.67	2.904	09:26:06.568
4 -	57.988	58.471	1:56.459 (2)	76.88	1.030	09:28:03.027
5 -	57.175	58.254	1:55.429 (1)	77.57		09:29:58.456

P8 777		Mason WILLIAMS		Yamaha - Steve Jordan Motorcycles		
IDEAL LAP TIME : 1:55.523		BEST LAP TIME : 1:55.523		DIFFERENCE : 0.000		
LAP	SECTOR 1	SECTOR 2	LAP TIME	MPH	DIFF	TIME OF DAY
1 -	1:05.438	1:06.645	2:12.083	67.79	16.560	09:21:58.979
2 -	1:03.091	1:02.205	2:05.296	71.46	9.773	09:24:04.275
3 -	59.779	1:00.451	2:00.230 (3)	74.47	4.707	09:26:04.505
4 -	58.707	59.907	1:58.614 (2)	75.49	3.091	09:28:03.119
5 -	57.736	57.787	1:55.523 (1)	77.51		09:29:58.642

P9 74		Joe MORPHETT		Yamaha - Inta		
IDEAL LAP TIME : 1:56.132		BEST LAP TIME : 1:56.132		DIFFERENCE : 0.000		
LAP	SECTOR 1	SECTOR 2	LAP TIME	MPH	DIFF	TIME OF DAY
1 -	1:03.191	1:05.259	2:08.450	69.71	12.318	09:21:57.445
2 -	1:00.026	1:02.731	2:02.757	72.94	6.625	09:24:00.202
3 -	58.455	1:01.915	2:00.370 (3)	74.39	4.238	09:26:00.572
4 -	57.073	1:00.284	1:57.357 (2)	76.30	1.225	09:27:57.929
5 -	56.481	59.651	1:56.132 (1)	77.10		09:29:54.061

P10 127		David TINKLER		Yamaha -		
IDEAL LAP TIME : 1:56.466		BEST LAP TIME : 1:56.466		DIFFERENCE : 0.000		
LAP	SECTOR 1	SECTOR 2	LAP TIME	MPH	DIFF	TIME OF DAY
1 -	1:01.196	1:02.151	2:03.347	72.59	6.881	09:21:51.366
2 -	59.174	1:01.436	2:00.610	74.24	4.144	09:23:51.976
3 -	58.846	1:00.266	1:59.112 (3)	75.17	2.646	09:25:51.088
4 -	58.514	59.838	1:58.352 (2)	75.65	1.886	09:27:49.440
5 -	57.275	59.191	1:56.466 (1)	76.88		09:29:45.906

P11 59 C		Simon TUCKER		Yamaha - Area51racing		
IDEAL LAP TIME : 1:56.486		BEST LAP TIME : 1:56.486		DIFFERENCE : 0.000		
LAP	SECTOR 1	SECTOR 2	LAP TIME	MPH	DIFF	TIME OF DAY
1 -	1:03.565	1:04.317	2:07.882	70.02	11.396	09:21:59.360
2 -	1:01.814	1:02.358	2:04.172	72.11	7.686	09:24:03.532
3 -	59.362	1:02.767	2:02.129 (3)	73.31	5.643	09:26:05.661
4 -	58.716	1:00.683	1:59.399 (2)	74.99	2.913	09:28:05.060
5 -	57.742	58.744	1:56.486 (1)	76.87		09:30:01.546

P12 79 C		David WAKE		Yamaha -		
IDEAL LAP TIME : 1:58.404		BEST LAP TIME : 1:58.404		DIFFERENCE : 0.000		
LAP	SECTOR 1	SECTOR 2	LAP TIME	MPH	DIFF	TIME OF DAY
1 -	1:05.170	1:08.437	2:13.607	67.02	15.203	09:22:08.849
2 -	1:02.568	1:02.667	2:05.235	71.50	6.831	09:24:14.084
3 -	58.472	1:00.824	1:59.296 (2)	75.06	0.892	09:26:13.380
4 -	1:01.374	1:01.873	2:03.247 (3)	72.65	4.843	09:28:16.627
5 -	57.875	1:00.529	1:58.404 (1)	75.62		09:30:15.031

P13 58		Jamie LOVEDAY		Kawasaki - Insignia signs		
IDEAL LAP TIME : 1:58.862		BEST LAP TIME : 1:59.480		DIFFERENCE : 0.618		
LAP	SECTOR 1	SECTOR 2	LAP TIME	MPH	DIFF	TIME OF DAY
1 -	1:04.802	1:06.340	2:11.142	68.28	11.662	09:22:35.435
2 -	1:01.422	1:03.512	2:04.934	71.67	5.454	09:24:40.369
3 -	58.521	1:02.222	2:00.743 (3)	74.16	1.263	09:26:41.112
4 -	59.203	1:00.699	1:59.902 (2)	74.68	0.422	09:28:41.014

Weather / Track : Cloudy / Damp

Donington Park GP
Circuit Length = 2.4873 miles
Start: 09:19 Flag 09:29 End: 09:31

BMCRC - MRO Championships 2016 - Rnd 2 @ Donington Park GP

Team Respro MRO 600 inc Clubman 600

QUALIFYING - SECTOR ANALYSIS

SECTOR 1 = FL to I1, SECTOR 2 = I1 to FL, DIFF = Difference To Personal Best Lap

5 - 59.139 1:00.341 1:59.480 (1) 74.94 09:30:40.494

P14 81 Adam CLARKE		Yamaha -				
IDEAL LAP TIME :		BEST LAP TIME : 2:00.256		DIFFERENCE :		
LAP	SECTOR 1	SECTOR 2	LAP TIME	MPH	DIFF	TIME OF DAY
1 -			2:11.259 (3)	68.21	11.003	09:22:09.640
2 -			2:02.290 (2)	73.22	2.034	09:24:11.930
3 -			2:00.256 (1)	74.46		09:26:12.186
4 -			4:47.646	31.13	2:47.390	09:30:59.832

P15 38 David HEWSON		Kawasaki - Obsession Engineering Limited				
IDEAL LAP TIME : 2:00.776		BEST LAP TIME : 2:00.776		DIFFERENCE : 0.000		
LAP	SECTOR 1	SECTOR 2	LAP TIME	MPH	DIFF	TIME OF DAY
1 -	1:09.171	1:07.890	2:17.061	65.33	16.285	09:22:07.604
2 -	1:03.350	1:05.009	2:08.359	69.76	7.583	09:24:15.963
3 -	1:01.501	1:03.444	2:04.945 (3)	71.66	4.169	09:26:20.908
4 -	1:01.395	1:02.275	2:03.670 (2)	72.40	2.894	09:28:24.578
5 -	59.128	1:01.648	2:00.776 (1)	74.14		09:30:25.354

P16 27 George HINDLE		Triumph -				
IDEAL LAP TIME : 2:01.106		BEST LAP TIME : 2:01.106		DIFFERENCE : 0.000		
LAP	SECTOR 1	SECTOR 2	LAP TIME	MPH	DIFF	TIME OF DAY
1 -	1:10.623	1:08.864	2:19.487	64.19	18.381	09:22:45.817
2 -	1:03.898	1:04.627	2:08.525 (3)	69.67	7.419	09:24:54.342
3 -	1:00.072	1:03.125	2:03.197 (2)	72.68	2.091	09:26:57.539
4 -	59.366	1:01.740	2:01.106 (1)	73.93		09:28:58.645
5 -	1:03.393	IN PIT	2:12.798 P	67.42	11.692	09:31:11.443

P17 56 C Michael MILLS		Yamaha - A51R				
IDEAL LAP TIME : 2:01.219		BEST LAP TIME : 2:01.219		DIFFERENCE : 0.000		
LAP	SECTOR 1	SECTOR 2	LAP TIME	MPH	DIFF	TIME OF DAY
1 -	1:05.603	1:06.125	2:11.728	67.97	10.509	09:22:05.006
2 -	1:01.483	1:02.782	2:04.265 (3)	72.05	3.046	09:24:09.271
3 -	1:00.111	1:02.573	2:02.684 (2)	72.98	1.465	09:26:11.955
4 -	1:03.030	1:02.244	2:05.274	71.47	4.055	09:28:17.229
5 -	59.615	1:01.604	2:01.219 (1)	73.87		09:30:18.448

P18 159 Jack HARVEY		Yamaha -				
IDEAL LAP TIME : 2:01.581		BEST LAP TIME : 2:01.995		DIFFERENCE : 0.414		
LAP	SECTOR 1	SECTOR 2	LAP TIME	MPH	DIFF	TIME OF DAY
1 -	1:04.630	1:07.509	2:12.139	67.76	10.144	09:22:10.033
2 -	1:02.271	1:05.570	2:07.841 (3)	70.04	5.846	09:24:17.874
3 -	1:00.513	1:02.907	2:03.420 (2)	72.55	1.425	09:26:21.294
4 -	59.970	1:02.025	2:01.995 (1)	73.40		09:28:23.289
5 -	59.556	IN PIT	2:05.110 P	71.57	3.115	09:30:28.399

P19 64 C Barry CHAMBERLAIN		Suzuki - Goldline Maintenance Services				
IDEAL LAP TIME : 2:02.627		BEST LAP TIME : 2:02.627		DIFFERENCE : 0.000		
LAP	SECTOR 1	SECTOR 2	LAP TIME	MPH	DIFF	TIME OF DAY
1 -	1:04.085	1:08.161	2:12.246	67.71	9.619	09:22:09.558
2 -	1:02.453	1:05.813	2:08.266	69.81	5.639	09:24:17.824
3 -	1:02.674	1:04.838	2:07.512 (3)	70.22	4.885	09:26:25.336
4 -	1:01.144	1:04.456	2:05.600 (2)	71.29	2.973	09:28:30.936
5 -	1:00.562	1:02.065	2:02.627 (1)	73.02		09:30:33.563

Weather / Track : Cloudy / Damp

Donington Park GP
Circuit Length = 2.4873 miles
Start: 09:19 Flag 09:29 End: 09:31

BMCRC - MRO Championships 2016 - Rnd 2 @ Donington Park GP

Team Respro MRO 600 inc Clubman 600

QUALIFYING - SECTOR ANALYSIS

SECTOR 1 = FL to I1, SECTOR 2 = I1 to FL, DIFF = Difference To Personal Best Lap

P20 71		Grant MCINTOSH		Triumph - Neils Autos, Wakefield			
IDEAL LAP TIME : 2:02.575		BEST LAP TIME : 2:02.732		DIFFERENCE : 0.157			
LAP	SECTOR 1	SECTOR 2	LAP TIME	MPH	DIFF	TIME OF DAY	
1 -	1:03.695	1:05.133	2:08.828	69.50	6.096	09:22:26.325	
2 -	1:00.796	1:02.972	2:03.768 (3)	72.34	1.036	09:24:30.093	
3 -	1:00.748	1:02.946	2:03.694 (2)	72.39	0.962	09:26:33.787	
4 -	1:00.905	1:01.827	2:02.732 (1)	72.95		09:28:36.519	
5 -	1:04.453	IN PIT	2:11.366 P	68.16	8.634	09:30:47.885	

P21 77 C		Jason HOLLAND		Triumph - JH autos imperial car hire			
IDEAL LAP TIME : 2:03.010		BEST LAP TIME : 2:03.010		DIFFERENCE : 0.000			
LAP	SECTOR 1	SECTOR 2	LAP TIME	MPH	DIFF	TIME OF DAY	
1 -	1:08.411	1:10.379	2:18.790	64.51	15.780	09:22:34.577	
2 -	1:03.865	1:06.621	2:10.486	68.62	7.476	09:24:45.063	
3 -	1:02.177	1:05.388	2:07.565 (3)	70.19	4.555	09:26:52.628	
4 -	1:01.214	1:03.785	2:04.999 (2)	71.63	1.989	09:28:57.627	
5 -	1:00.370	1:02.640	2:03.010 (1)	72.79		09:31:00.637	

P22 177		Steve JORDAN		Triumph - stevejordan motorcycles/Bernard Elliott			
IDEAL LAP TIME : 2:06.134		BEST LAP TIME : 2:06.134		DIFFERENCE : 0.000			
LAP	SECTOR 1	SECTOR 2	LAP TIME	MPH	DIFF	TIME OF DAY	
1 -	1:08.291	1:10.208	2:18.499	64.65	12.365	09:22:41.400	
2 -	1:02.026	1:07.221	2:09.247	69.28	3.113	09:24:50.647	
3 -	1:01.229	1:05.176	2:06.405 (2)	70.83	0.271	09:26:57.052	
4 -	1:02.612	1:05.566	2:08.178 (3)	69.85	2.044	09:29:05.230	
5 -	1:01.168	1:04.966	2:06.134 (1)	70.99		09:31:11.364	

P23 3		Emma JARMAN		Yamaha - RDRacing & EDIAsia			
IDEAL LAP TIME : 2:07.175		BEST LAP TIME : 2:07.175		DIFFERENCE : 0.000			
LAP	SECTOR 1	SECTOR 2	LAP TIME	MPH	DIFF	TIME OF DAY	
1 -	1:13.582	1:15.128	2:28.710	60.21	21.535	09:22:54.850	
2 -	1:05.934	1:08.095	2:14.029 (3)	66.80	6.854	09:25:08.879	
3 -	1:03.771	1:05.842	2:09.613 (2)	69.08	2.438	09:27:18.492	
4 -	1:01.787	1:05.388	2:07.175 (1)	70.41		09:29:25.667	

P24 41		Alan NAYLOR		Kawasaki -			
IDEAL LAP TIME : 2:07.093		BEST LAP TIME : 2:07.400		DIFFERENCE : 0.307			
LAP	SECTOR 1	SECTOR 2	LAP TIME	MPH	DIFF	TIME OF DAY	
1 -	1:07.888	1:10.018	2:17.906 (3)	64.93	10.506	09:22:38.632	
2 -	1:04.243	1:04.884	2:09.127 (2)	69.34	1.727	09:24:47.759	
3 -	1:02.209	1:05.191	2:07.400 (1)	70.28		09:26:55.159	
4 -	1:03.675	IN PIT	2:14.278 P	66.68	6.878	09:29:09.437	

P25 11 C		Josh HARVEY		Yamaha - NR Racing			
IDEAL LAP TIME : 2:07.561		BEST LAP TIME : 2:07.742		DIFFERENCE : 0.181			
LAP	SECTOR 1	SECTOR 2	LAP TIME	MPH	DIFF	TIME OF DAY	
1 -	1:15.233	1:13.428	2:28.661	60.23	20.919	09:22:52.515	
2 -	1:07.297	1:07.419	2:14.716 (3)	66.46	6.974	09:25:07.231	
3 -	1:04.691	1:04.917	2:09.608 (2)	69.08	1.866	09:27:16.839	
4 -	1:02.644	1:05.098	2:07.742 (1)	70.09		09:29:24.581	

P26 4		Emmett BURKE		Honda - Sunflame			
IDEAL LAP TIME : 2:08.704		BEST LAP TIME : 2:09.395		DIFFERENCE : 0.691			
LAP	SECTOR 1	SECTOR 2	LAP TIME	MPH	DIFF	TIME OF DAY	
1 -	1:08.685	1:10.048	2:18.733	64.54	9.338	09:22:18.688	
2 -	1:04.444	1:07.997	2:12.441	67.61	3.046	09:24:31.129	
3 -	1:03.177	1:06.303	2:09.480 (2)	69.15	0.085	09:26:40.609	

Weather / Track : Cloudy / Damp

Donington Park GP
Circuit Length = 2.4873 miles
Start: 09:19 Flag 09:29 End: 09:31

BMCRC - MRO Championships 2016 - Rnd 2 @ Donington Park GP

Team Respro MRO 600 inc Clubman 600

QUALIFYING - SECTOR ANALYSIS

SECTOR 1 = FL to I1, SECTOR 2 = I1 to FL, DIFF = Difference To Personal Best Lap

4 - 1:03.797 1:05.598 2:09.395 (1) 69.20 09:28:50.004
5 - 1:03.106 1:07.416 2:10.522 (3) 68.60 1.127 09:31:00.526

P27 76		Jason BYARD		Suzuki - May Construction		
IDEAL LAP TIME : 2:07.723		BEST LAP TIME : 2:11.009		DIFFERENCE : 3.286		
LAP	SECTOR 1	SECTOR 2	LAP TIME	MPH	DIFF	TIME OF DAY
1 -	1:03.808	1:07.201	2:11.009 (1)	68.34		09:22:07.942

P28 12 C		Andrew WELLS		Suzuki -		
IDEAL LAP TIME : 2:12.528		BEST LAP TIME : 2:13.517		DIFFERENCE : 0.989		
LAP	SECTOR 1	SECTOR 2	LAP TIME	MPH	DIFF	TIME OF DAY
1 -	1:17.367	1:17.543	2:34.910	57.80	21.393	09:22:56.086
2 -	1:10.220	1:10.147	2:20.367 (3)	63.79	6.850	09:25:16.453
3 -	1:07.368	1:06.605	2:13.973 (2)	66.83	0.456	09:27:30.426
4 -	1:05.923	1:07.594	2:13.517 (1)	67.06		09:29:43.943

P29 87 C		Craig BAKER		Kawasaki - P.Baker auto repairs LTD		
IDEAL LAP TIME : 2:23.996		BEST LAP TIME : 2:23.996		DIFFERENCE : 0.000		
LAP	SECTOR 1	SECTOR 2	LAP TIME	MPH	DIFF	TIME OF DAY
1 -	1:27.634	1:20.314	2:47.948	53.31	23.952	09:23:38.665
2 -	1:15.368	1:13.619	2:28.987 (3)	60.10	4.991	09:26:07.652
3 -	1:14.682	1:13.704	2:28.386 (2)	60.34	4.390	09:28:36.038
4 -	1:12.759	1:11.237	2:23.996 (1)	62.18		09:31:00.034

P30 15 C		Justin ARBON		Honda - heward and dean		
IDEAL LAP TIME : 2:37.713		BEST LAP TIME : 2:37.883		DIFFERENCE : 0.170		
LAP	SECTOR 1	SECTOR 2	LAP TIME	MPH	DIFF	TIME OF DAY
1 -	1:22.770	1:22.427	2:45.197 (2)	54.20	7.314	09:23:11.023
2 -	1:18.701	1:19.182	2:37.883 (1)	56.71		09:25:48.906
3 -	1:18.531	IN PIT	2:38.613 P	56.45	0.730	09:28:27.519

BMCRC - MRO Championships 2016 - Rnd 2 @ Donington Park GP

Team Respro MRO 600 inc Clubman 600

QUALIFYING - BEST SECTORS

SECTOR 1			SECTOR 2			IDEAL / BEST COMPARISON						
POS	NO	NAME	TIME	NO	NAME	TIME	POS	NO	NAME	IDEAL	BEST	DIFF
									PERFECT LAP	1:53.689		
1	6	PETTIT	56.042	187	HALL	57.647	1	187	HALL	1:54.017	1:54.465	0.448
2	32	PIPER	56.338	777	WILLIAMS	57.787	2	8	NEWSTEAD	1:54.854	1:54.854	0.000
3	187	HALL	56.370	52	COTGROVE	58.175	3	32	PIPER	1:54.893	1:54.893	0.000
4	74	MORPHETT	56.481	49	MCLURG	58.254	4	52	COTGROVE	1:54.896	1:54.896	0.000
5	8	NEWSTEAD	56.548	8	NEWSTEAD	58.306	5	6	PETTIT	1:55.087	1:55.087	0.000
6	52	COTGROVE	56.721	44	PLATTON	58.451	6	44	PLATTON	1:55.230	1:55.230	0.000
7	44	PLATTON	56.779	32	PIPER	58.555	7	49	MCLURG	1:55.429	1:55.429	0.000
8	49	MCLURG	57.175	59	TUCKER	58.744	8	777	WILLIAMS	1:55.523	1:55.523	0.000
9	127	TINKLER	57.275	6	PETTIT	59.045	9	74	MORPHETT	1:56.132	1:56.132	0.000
10	777	WILLIAMS	57.736	127	TINKLER	59.191	10	127	TINKLER	1:56.466	1:56.466	0.000
11	59	TUCKER	57.742	74	MORPHETT	59.651	11	59	TUCKER	1:56.486	1:56.486	0.000
12	79	WAKE	57.875	58	LOVEDAY	1:00.341	12	79	WAKE	1:58.404	1:58.404	0.000
13	58	LOVEDAY	58.521	79	WAKE	1:00.529	13	58	LOVEDAY	1:58.862	1:59.480	0.618
14	38	HEWSON	59.128	56	MILLS	1:01.604	14	38	HEWSON	2:00.776	2:00.776	0.000
15	27	HINDLE	59.366	38	HEWSON	1:01.648	15	27	HINDLE	2:01.106	2:01.106	0.000
16	159	HARVEY	59.556	27	HINDLE	1:01.740	16	56	MILLS	2:01.219	2:01.219	0.000
17	56	MILLS	59.615	71	MCINTOSH	1:01.827	17	159	HARVEY	2:01.581	2:01.995	0.414
18	77	HOLLAND	1:00.370	159	HARVEY	1:02.025	18	71	MCINTOSH	2:02.575	2:02.732	0.157
19	76	BYARD	1:00.522	64	CHAMBERLAIN	1:02.065	19	64	CHAMBERLAIN	2:02.627	2:02.627	0.000
20	64	CHAMBERLAIN	1:00.562	77	HOLLAND	1:02.640	20	77	HOLLAND	2:03.010	2:03.010	0.000
21	71	MCINTOSH	1:00.748	41	NAYLOR	1:04.884	21	177	JORDAN	2:06.134	2:06.134	0.000
22	177	JORDAN	1:01.168	11	HARVEY	1:04.917	22	41	NAYLOR	2:07.093	2:07.400	0.307
23	3	JARMAN	1:01.787	177	JORDAN	1:04.966	23	3	JARMAN	2:07.175	2:07.175	0.000
24	41	NAYLOR	1:02.209	3	JARMAN	1:05.388	24	11	HARVEY	2:07.561	2:07.742	0.181
25	11	HARVEY	1:02.644	4	BURKE	1:05.598	25	76	BYARD	2:07.723	2:11.009	3.286
26	4	BURKE	1:03.106	12	WELLS	1:06.605	26	4	BURKE	2:08.704	2:09.395	0.691
27	12	WELLS	1:05.923	76	BYARD	1:07.201	27	12	WELLS	2:12.528	2:13.517	0.989
28	7	DUCRAN	1:07.141	87	BAKER	1:11.237	28	87	BAKER	2:23.996	2:23.996	0.000
29	87	BAKER	1:12.759	15	ARBON	1:19.182	29	15	ARBON	2:37.713	2:37.883	0.170
30	15	ARBON	1:18.531				30	81	CLARKE		2:00.256	
31												

BMCRC - MRO Championships 2016 - Rnd 2 @ Donington Park GP

Team Respro MRO 600 inc Clubman 600

RACE 2 - CLASSIFICATION

POS	NO	CL	PIC NAME	ENTRY	LAPS	TIME	GAP	DIFF	MPH	BEST	ON
1	8		1 Grant NEWSTEAD	Yamaha - Tinklers Motorcycles	6	10:01.554			89.08	1:38.110	5
2	127		2 David TINKLER	Yamaha -	6	10:02.321	0.767	0.767	88.97	1:38.406	5
3	32	C	1 Mark PIPER	Yamaha - please sponsor me	6	10:06.135	4.581	3.814	88.41	1:39.184	4
4	6	C	2 Dominic PETTIT	Yamaha - Camclad Contractors	6	10:12.600	11.046	6.465	87.48	1:39.674	5
5	74		3 Joe MORPHETT	Yamaha - Inta	6	10:13.542	11.988	0.942	87.34	1:39.457	6
6	187		4 Michael HALL	Kawasaki -	6	10:15.985	14.431	2.443	86.99	1:40.782	6
7	49	C	3 Ross MCLURG	Kawasaki - E.D.I Building / Steve Jordan Motorcycle	6	10:16.429	14.875	0.444	86.93	1:40.961	6
8	44	C	4 Hayden PLATTON	Kawasaki - NR Racing	6	10:20.018	18.464	3.589	86.43	1:40.881	5
9	81*		5 Adam CLARKE	Yamaha -	6	10:23.620	22.066	3.602	85.93	1:39.132	6
10	38		6 David HEWSON	Kawasaki - Obsession Engineering Limited	6	10:23.966	22.412	0.346	85.88	1:41.138	6
11	777	C	5 Mason WILLIAMS	Yamaha - Steve Jordan Motorcycles	6	10:24.223	22.669	0.257	85.85	1:41.754	5
12	76		7 Jason BYARD	Suzuki - May Construction	6	10:24.508	22.954	0.285	85.81	1:40.857	4
13	52	C	6 Ben COTGROVE	Triumph - NR Racing	6	10:25.308	23.754	0.800	85.70	1:42.033	6
14	79	C	7 David WAKE	Yamaha -	6	10:25.407	23.853	0.099	85.68	1:41.085	6
15	59	C	8 Simon TUCKER	Yamaha - Area51racing	6	10:27.271	25.717	1.864	85.43	1:41.185	6
16	64	C	9 Barry CHAMBERLAIN	Suzuki - Goldline Maintenance Services	6	10:30.878	29.324	3.607	84.94	1:42.924	4
17	71		8 Grant MCINTOSH	Triumph - Neils Autos, Wakefield	6	10:32.901	31.347	2.023	84.67	1:43.328	5
18	177		9 Steve JORDAN	Triumph - stevejordan motorcycles/Bernard Elliott	6	10:33.856	32.302	0.955	84.54	1:42.860	3
19	11	C	10 Josh HARVEY	Yamaha - NR Racing	6	10:46.239	44.685	12.383	82.92	1:43.741	5
20	56	C	11 Michael MILLS	Yamaha - A51R	6	10:47.352	45.798	1.113	82.78	1:44.626	6
21	41		10 Alan NAYLOR	Kawasaki -	6	10:49.430	47.876	2.078	82.51	1:43.957	6
22	27		11 George HINDLE	Triumph -	6	10:51.128	49.574	1.698	82.30	1:45.425	6
23	3		12 Emma JARMAN	Yamaha - RDRacing & EDIAsia	6	10:53.604	52.050	2.476	81.99	1:45.106	5
24	7	C	12 Mitch DUCRAN	Yamaha -	6	10:55.119	53.565	1.515	81.80	1:45.576	4
25	77	C	13 Jason HOLLAND	Triumph - JH autos imperial car hire	6	11:09.828	1:08.274	14.709	80.00	1:49.398	4
26	12	C	14 Andrew WELLS	Suzuki -	6	11:13.669	1:12.115	3.841	79.54	1:49.612	5
27	4		13 Emmett BURKE	Honda - Sunflame	6	11:34.167	1:32.613	20.498	77.20	1:53.235	2
28	87	C	15 Craig BAKER	Kawasaki - P.Baker auto repairs LTD	6	11:35.561	1:34.007	1.394	77.04	1:53.097	6
29	15	C	16 Justin ARBON	Honda - heward and dean	5	10:16.337	1 Lap	1 Lap	72.42	2:00.081	5

NOT CLASSIFIED

DNF	159		Jack HARVEY	Yamaha -	5	9:03.237	1 Lap		82.16	1:44.923	5
DNF	58		Jamie LOVEDAY	Kawasaki - Insignia signs	5	9:09.346	1 Lap	6.109	81.25	1:46.801	3

FASTEST LAP

	8		Grant NEWSTEAD	Yamaha - Tinklers Motorcycles	5	1:38.110		91.26 mph		146.88 kph	
	32	C	Mark PIPER	Yamaha - please sponsor me	4	1:39.184		90.28 mph		145.29 kph	

* BIKE #81 - 10 SECOND PENALTY - JUMP START

Class - 90% of Race Speed = 80.17 mph

Class C - 90% of Race Speed = 79.56 mph

Donington Park GP

Circuit Length = 2.4873 miles

Start: 11:39 Flag 11:48 End: 11:50

Weather / Track : Cloudy / Dry

These results are provisional until the conclusion of any judicial and technical matters.

Clerk Of Course :	Timekeeper :
-------------------	--------------

Results can be found at www.tsl-timing.com

Printed - 11:51 Saturday, 09 April 2016



BMCRC - MRO Championships 2016 - Rnd 2 @ Donington Park GP

Team Respro MRO 600 inc Clubman 600

RACE 2 - LAP CHART

LAP 1 @ 11:40:47.567

NO	BEHIND	LAP TIME
8		1:46.444
187	1.063	1:47.507
127	1.173	1:47.617
32	1.629	1:48.073
44	2.875	1:49.319
6	3.303	1:49.747
74	3.484	1:49.928
49	3.704	1:50.148
52	4.364	1:50.808
81	5.402	1:51.846
777	5.650	1:52.094
79	5.731	1:52.175
59	6.137	1:52.581
38	6.669	1:53.113
71	7.240	1:53.684
64	7.418	1:53.862
76	7.601	1:54.045
177	9.226	1:55.670
159	9.529	1:55.973
56	10.692	1:57.136
77	11.365	1:57.809
58	11.651	1:58.095
27	12.395	1:58.839
11	12.940	1:59.384
3	13.091	1:59.535
4	13.871	2:00.315
41	14.352	2:00.796
7	14.627	2:01.071
12	16.271	2:02.715
87	20.054	2:06.498
15	23.349	2:09.793

LAP 2 @ 11:42:27.074

NO	BEHIND	LAP TIME
8		1:39.507
127	1.324	1:39.658
32	2.686	1:40.564
187	3.771	1:42.215
6	5.237	1:41.441
49	5.616	1:41.419
74	6.122	1:42.145
44	6.383	1:43.015
81	8.049	1:42.154
52	8.482	1:43.625
777	8.871	1:42.728
38	10.667	1:43.505
79	10.829	1:44.605
59	11.139	1:44.509
64	11.529	1:43.618
71	12.166	1:44.433
76	12.183	1:44.089
177	14.056	1:44.337
159	17.643	1:47.621
56	18.111	1:46.926
58	19.924	1:47.780
11	20.465	1:47.032
27	21.122	1:48.234
77	22.309	1:50.451
3	22.537	1:48.953
41	23.155	1:48.310
7	24.728	1:49.608
12	26.876	1:50.112

LAP 3 @ 11:44:06.510

NO	BEHIND	LAP TIME
8		1:39.436
127	0.461	1:38.573
32	2.607	1:39.357
187	6.709	1:42.374
6	6.758	1:40.957
49	7.289	1:41.109
74	7.379	1:40.693
44	8.406	1:41.459
81	8.642	1:40.029
52	11.132	1:42.086
777	11.631	1:42.196
38	13.603	1:42.372
79	14.343	1:42.950
59	14.594	1:42.891
76	15.009	1:42.262
64	15.368	1:43.275
71	16.112	1:43.382
177	17.480	1:42.860
159	25.291	1:47.084
56	25.463	1:46.788
11	26.238	1:45.209
58	27.289	1:46.801
27	28.680	1:46.994
41	30.127	1:46.408
3	31.858	1:48.757
7	32.453	1:47.161
77	33.000	1:50.127
12	37.677	1:50.237
4	41.908	1:53.745
87	50.370	1:54.018
15	1:09.648	2:01.688

LAP 4 @ 11:45:45.694

NO	BEHIND	LAP TIME
8		1:39.184
127	0.497	1:39.220
32	2.607	1:39.184
6	7.819	1:40.245
81	9.111	1:39.653
187	9.336	1:41.811
49	9.607	1:41.502
74	9.783	1:41.588
44	10.316	1:41.094
777	15.536	1:43.089
52	16.164	1:44.216
38	16.400	1:41.981
76	16.682	1:40.857
79	17.609	1:42.450
64	19.108	1:42.924
59	19.232	1:43.822
71	20.896	1:43.968
177	21.913	1:43.617
56	32.912	1:46.633
11	33.085	1:46.031
159	33.743	1:47.636
58	35.091	1:46.986
27	35.325	1:45.829
41	36.065	1:45.122

LAP 5 @ 11:47:23.804

NO	BEHIND	LAP TIME
8		1:38.110
127	0.793	1:38.406
32	3.915	1:39.418
6	9.383	1:39.674
74	11.404	1:39.731
81	11.807	1:40.806
187	12.522	1:41.296
49	12.787	1:41.290
44	13.087	1:40.881
777	19.180	1:41.754
38	20.147	1:41.857
52	20.594	1:42.540
76	20.796	1:42.224
79	21.641	1:42.142
59	23.405	1:42.283
64	24.090	1:43.092
71	26.114	1:43.328
177	27.343	1:43.540
11	38.716	1:43.741
56	40.045	1:45.243
159	40.556	1:44.923
41	42.792	1:44.837
27	43.022	1:45.807
3	45.469	1:45.106
58	46.665	1:49.684 P
7	46.708	1:45.973
77	55.035	1:49.931
12	1:00.386	1:49.612
4	1:15.253	1:55.669
87	1:19.783	1:53.428

LAP 6 @ 11:49:02.677

NO	BEHIND	LAP TIME
8		1:38.873
127	0.767	1:38.847
32	4.581	1:39.539
6	11.046	1:40.536
74	11.988	1:39.457
81	12.066	1:39.132
187	14.431	1:40.782
15	1 Lap	2:00.081
49	14.875	1:40.961
44	18.464	1:44.250
38	22.412	1:41.138
777	22.669	1:42.362
76	22.954	1:41.031
52	23.754	1:42.033
79	23.853	1:41.085
59	25.717	1:41.185
64	29.324	1:44.107
71	31.347	1:44.106
177	32.302	1:43.832
11	44.685	1:44.842
56	45.798	1:44.626

41	47.876	1:43.957
27	49.574	1:45.425
3	52.050	1:45.454
7	53.565	1:45.730
77	1:08.274	1:52.112
12	1:12.115	1:50.602
4	1:32.613	1:56.233
87	1:34.007	1:53.097

Weather / Track : Cloudy / Dry

Donington Park GP
Circuit Length = 2.4873 miles
Start: 11:39 Flag 11:48 End: 11:50

BMCRC - MRO Championships 2016 - Rnd 2 @ Donington Park GP

Team Respro MRO 600 inc Clubman 600

RACE 2 - SECTOR ANALYSIS

SECTOR 1 = FL to I1, SECTOR 2 = I1 to FL, DIFF = Difference To Personal Best Lap

P1 8		Grant NEWSTEAD		Yamaha - Tinklers Motorcycles		
IDEAL LAP TIME : 1:38.110		BEST LAP TIME : 1:38.110		DIFFERENCE : 0.000		
LAP	SECTOR 1	SECTOR 2	LAP TIME	MPH	DIFF	TIME OF DAY
1 -		51.377	1:46.444	84.12	8.334	11:40:47.567
2 -	48.592	50.915	1:39.507	89.98	1.397	11:42:27.074
3 -	48.272	51.164	1:39.436	90.05	1.326	11:44:06.510
4 -	48.319	50.865	1:39.184 (3)	90.28	1.074	11:45:45.694
5 -	47.718	50.392	1:38.110 (1)	91.26		11:47:23.804
6 -	48.250	50.623	1:38.873 (2)	90.56	0.763	11:49:02.677

P2 127		David TINKLER		Yamaha -		
IDEAL LAP TIME : 1:38.315		BEST LAP TIME : 1:38.406		DIFFERENCE : 0.091		
LAP	SECTOR 1	SECTOR 2	LAP TIME	MPH	DIFF	TIME OF DAY
1 -		51.752	1:47.617	83.20	9.211	11:40:48.740
2 -	49.203	50.455	1:39.658	89.85	1.252	11:42:28.398
3 -	48.127	50.446	1:38.573 (2)	90.84	0.167	11:44:06.971
4 -	48.364	50.856	1:39.220	90.24	0.814	11:45:46.191
5 -	48.136	50.270	1:38.406 (1)	90.99		11:47:24.597
6 -	48.659	50.188	1:38.847 (3)	90.58	0.441	11:49:03.444

P3 32 C		Mark PIPER		Yamaha - please sponsor me		
IDEAL LAP TIME : 1:39.014		BEST LAP TIME : 1:39.184		DIFFERENCE : 0.170		
LAP	SECTOR 1	SECTOR 2	LAP TIME	MPH	DIFF	TIME OF DAY
1 -		51.584	1:48.073	82.85	8.889	11:40:49.196
2 -	49.334	51.230	1:40.564	89.04	1.380	11:42:29.760
3 -	48.518	50.839	1:39.357 (2)	90.12	0.173	11:44:09.117
4 -	48.536	50.648	1:39.184 (1)	90.28		11:45:48.301
5 -	48.611	50.807	1:39.418 (3)	90.06	0.234	11:47:27.719
6 -	48.366	51.173	1:39.539	89.95	0.355	11:49:07.258

P4 6 C		Dominic PETTIT		Yamaha - Camclad Contractors		
IDEAL LAP TIME : 1:39.430		BEST LAP TIME : 1:39.674		DIFFERENCE : 0.244		
LAP	SECTOR 1	SECTOR 2	LAP TIME	MPH	DIFF	TIME OF DAY
1 -		53.910	1:49.747	81.59	10.073	11:40:50.870
2 -	49.668	51.773	1:41.441	88.27	1.767	11:42:32.311
3 -	48.332	52.625	1:40.957	88.69	1.283	11:44:13.268
4 -	48.729	51.516	1:40.245 (2)	89.32	0.571	11:45:53.513
5 -	48.576	51.098	1:39.674 (1)	89.83		11:47:33.187
6 -	48.391	52.145	1:40.536 (3)	89.06	0.862	11:49:13.723

P5 74		Joe MORPHETT		Yamaha - Inta		
IDEAL LAP TIME : 1:38.753		BEST LAP TIME : 1:39.457		DIFFERENCE : 0.704		
LAP	SECTOR 1	SECTOR 2	LAP TIME	MPH	DIFF	TIME OF DAY
1 -		52.703	1:49.928	81.45	10.471	11:40:51.051
2 -	50.200	51.945	1:42.145	87.66	2.688	11:42:33.196
3 -	48.947	51.746	1:40.693 (3)	88.92	1.236	11:44:13.889
4 -	48.920	52.668	1:41.588	88.14	2.131	11:45:55.477
5 -	49.007	50.724	1:39.731 (2)	89.78	0.274	11:47:35.208
6 -	48.029	51.428	1:39.457 (1)	90.03		11:49:14.665

P6 187		Michael HALL		Kawasaki -		
IDEAL LAP TIME : 1:40.595		BEST LAP TIME : 1:40.782		DIFFERENCE : 0.187		
LAP	SECTOR 1	SECTOR 2	LAP TIME	MPH	DIFF	TIME OF DAY
1 -		51.987	1:47.507	83.29	6.725	11:40:48.630
2 -	49.556	52.659	1:42.215	87.60	1.433	11:42:30.845
3 -	49.014	53.360	1:42.374	87.46	1.592	11:44:13.219
4 -	48.963	52.848	1:41.811 (3)	87.95	1.029	11:45:55.030
5 -	49.664	51.632	1:41.296 (2)	88.39	0.514	11:47:36.326

Weather / Track : Cloudy / Dry

Donington Park GP
Circuit Length = 2.4873 miles
Start: 11:39 Flag 11:48 End: 11:50

BMCRC - MRO Championships 2016 - Rnd 2 @ Donington Park GP

Team Respro MRO 600 inc Clubman 600

RACE 2 - SECTOR ANALYSIS

SECTOR 1 = FL to I1, SECTOR 2 = I1 to FL, DIFF = Difference To Personal Best Lap

6 - 49.063

51.719

1:40.782 (1) 88.84

11:49:17.108

P7 49 C Ross MCLURG			Kawasaki - E.D.I Building / Steve Jordan Motorcycles			
IDEAL LAP TIME : 1:40.616		BEST LAP TIME : 1:40.961		DIFFERENCE : 0.345		
LAP	SECTOR 1	SECTOR 2	LAP TIME	MPH	DIFF	TIME OF DAY
1 -		52.627	1:50.148	81.29	9.187	11:40:51.271
2 -	49.850	51.569	1:41.419	88.29	0.458	11:42:32.690
3 -	49.505	51.604	1:41.109 (2)	88.56	0.148	11:44:13.799
4 -	49.579	51.923	1:41.502	88.21	0.541	11:45:55.301
5 -	50.141	51.149	1:41.290 (3)	88.40	0.329	11:47:36.591
6 -	49.467	51.494	1:40.961 (1)	88.69		11:49:17.552

P8 44 C Hayden PLATTON			Kawasaki - NR Racing			
IDEAL LAP TIME : 1:40.597		BEST LAP TIME : 1:40.881		DIFFERENCE : 0.284		
LAP	SECTOR 1	SECTOR 2	LAP TIME	MPH	DIFF	TIME OF DAY
1 -		52.628	1:49.319	81.91	8.438	11:40:50.442
2 -	49.962	53.053	1:43.015	86.92	2.134	11:42:33.457
3 -	49.186	52.273	1:41.459 (3)	88.25	0.578	11:44:14.916
4 -	49.407	51.687	1:41.094 (2)	88.57	0.213	11:45:56.010
5 -	49.385	51.496	1:40.881 (1)	88.76		11:47:36.891
6 -	49.101	55.149	1:44.250	85.89	3.369	11:49:21.141

P9 81 Adam CLARKE			Yamaha -			
IDEAL LAP TIME : 1:38.438		BEST LAP TIME : 1:39.132		DIFFERENCE : 0.694		
LAP	SECTOR 1	SECTOR 2	LAP TIME	MPH	DIFF	TIME OF DAY
1 -		53.287	1:51.846	80.06	12.714	11:40:52.969
2 -	49.977	52.177	1:42.154	87.65	3.022	11:42:35.123
3 -	48.424	51.605	1:40.029 (3)	89.51	0.897	11:44:15.152
4 -	48.260	51.393	1:39.653 (2)	89.85	0.521	11:45:54.805
5 -	50.138	50.668	1:40.806	88.82	1.674	11:47:35.611
6 -	47.770	51.362	1:39.132 (1)	90.32		11:49:14.743

P10 38 David HEWSON			Kawasaki - Obsession Engineering Limited			
IDEAL LAP TIME : 1:40.948		BEST LAP TIME : 1:41.138		DIFFERENCE : 0.190		
LAP	SECTOR 1	SECTOR 2	LAP TIME	MPH	DIFF	TIME OF DAY
1 -		53.644	1:53.113	79.16	11.975	11:40:54.236
2 -	50.121	53.384	1:43.505	86.51	2.367	11:42:37.741
3 -	49.943	52.429	1:42.372	87.46	1.234	11:44:20.113
4 -	49.525	52.456	1:41.981 (3)	87.80	0.843	11:46:02.094
5 -	50.201	51.656	1:41.857 (2)	87.91	0.719	11:47:43.951
6 -	49.292	51.846	1:41.138 (1)	88.53		11:49:25.089

P11 777 C Mason WILLIAMS			Yamaha - Steve Jordan Motorcycles			
IDEAL LAP TIME : 1:41.754		BEST LAP TIME : 1:41.754		DIFFERENCE : 0.000		
LAP	SECTOR 1	SECTOR 2	LAP TIME	MPH	DIFF	TIME OF DAY
1 -		53.156	1:52.094	79.88	10.340	11:40:53.217
2 -	50.579	52.149	1:42.728	87.16	0.974	11:42:35.945
3 -	50.258	51.938	1:42.196 (2)	87.62	0.442	11:44:18.141
4 -	50.706	52.383	1:43.089	86.86	1.335	11:46:01.230
5 -	49.942	51.812	1:41.754 (1)	88.00		11:47:42.984
6 -	50.516	51.846	1:42.362 (3)	87.47	0.608	11:49:25.346

P12 76 Jason BYARD			Suzuki - May Construction			
IDEAL LAP TIME : 1:40.857		BEST LAP TIME : 1:40.857		DIFFERENCE : 0.000		
LAP	SECTOR 1	SECTOR 2	LAP TIME	MPH	DIFF	TIME OF DAY
1 -		54.219	1:54.045	78.51	13.188	11:40:55.168
2 -	51.237	52.852	1:44.089	86.02	3.232	11:42:39.257
3 -	49.523	52.739	1:42.262	87.56	1.405	11:44:21.519

Weather / Track : Cloudy / Dry

Donington Park GP

Circuit Length = 2.4873 miles

Start: 11:39 Flag 11:48 End: 11:50

BMCRC - MRO Championships 2016 - Rnd 2 @ Donington Park GP

Team Respro MRO 600 inc Clubman 600

RACE 2 - SECTOR ANALYSIS

SECTOR 1 = FL to I1, SECTOR 2 = I1 to FL, DIFF = Difference To Personal Best Lap

4 -	49.199	51.658	1:40.857 (1)	88.78		11:46:02.376
5 -	50.311	51.913	1:42.224 (3)	87.59	1.367	11:47:44.600
6 -	49.335	51.696	1:41.031 (2)	88.63	0.174	11:49:25.631

P13	52 C	Ben COTGROVE	Triumph - NR Racing			
IDEAL LAP TIME : 1:41.806		BEST LAP TIME : 1:42.033		DIFFERENCE : 0.227		
LAP	SECTOR 1	SECTOR 2	LAP TIME	MPH	DIFF	TIME OF DAY
1 -		52.961	1:50.808	80.81	8.775	11:40:51.931
2 -	50.391	53.234	1:43.625	86.41	1.592	11:42:35.556
3 -	49.550	52.536	1:42.086 (2)	87.71	0.053	11:44:17.642
4 -	51.017	53.199	1:44.216	85.92	2.183	11:46:01.858
5 -	50.284	52.256	1:42.540 (3)	87.32	0.507	11:47:44.398
6 -	49.613	52.420	1:42.033 (1)	87.76		11:49:26.431

P14	79 C	David WAKE	Yamaha -			
IDEAL LAP TIME : 1:41.085		BEST LAP TIME : 1:41.085		DIFFERENCE : 0.000		
LAP	SECTOR 1	SECTOR 2	LAP TIME	MPH	DIFF	TIME OF DAY
1 -		53.791	1:52.175	79.82	11.090	11:40:53.298
2 -	50.728	53.877	1:44.605	85.60	3.520	11:42:37.903
3 -	50.059	52.891	1:42.950	86.97	1.865	11:44:20.853
4 -	49.668	52.782	1:42.450 (3)	87.40	1.365	11:46:03.303
5 -	49.749	52.393	1:42.142 (2)	87.66	1.057	11:47:45.445
6 -	48.985	52.100	1:41.085 (1)	88.58		11:49:26.530

P15	59 C	Simon TUCKER	Yamaha - Area51racing			
IDEAL LAP TIME : 1:41.185		BEST LAP TIME : 1:41.185		DIFFERENCE : 0.000		
LAP	SECTOR 1	SECTOR 2	LAP TIME	MPH	DIFF	TIME OF DAY
1 -		53.397	1:52.581	79.53	11.396	11:40:53.704
2 -	50.385	54.124	1:44.509	85.68	3.324	11:42:38.213
3 -	50.070	52.821	1:42.891 (3)	87.02	1.706	11:44:21.104
4 -	50.528	53.294	1:43.822	86.24	2.637	11:46:04.926
5 -	49.846	52.437	1:42.283 (2)	87.54	1.098	11:47:47.209
6 -	49.054	52.131	1:41.185 (1)	88.49		11:49:28.394

P16	64 C	Barry CHAMBERLAIN	Suzuki - Goldline Maintenance Services			
IDEAL LAP TIME : 1:42.513		BEST LAP TIME : 1:42.924		DIFFERENCE : 0.411		
LAP	SECTOR 1	SECTOR 2	LAP TIME	MPH	DIFF	TIME OF DAY
1 -		53.765	1:53.862	78.64	10.938	11:40:54.985
2 -	50.644	52.974	1:43.618	86.41	0.694	11:42:38.603
3 -	49.960	53.315	1:43.275 (3)	86.70	0.351	11:44:21.878
4 -	49.796	53.128	1:42.924 (1)	87.00		11:46:04.802
5 -	50.375	52.717	1:43.092 (2)	86.85	0.168	11:47:47.894
6 -	50.086	54.021	1:44.107	86.01	1.183	11:49:32.001

P17	71	Grant MCINTOSH	Triumph - Neils Autos, Wakefield			
IDEAL LAP TIME : 1:43.302		BEST LAP TIME : 1:43.328		DIFFERENCE : 0.026		
LAP	SECTOR 1	SECTOR 2	LAP TIME	MPH	DIFF	TIME OF DAY
1 -		54.237	1:53.684	78.76	10.356	11:40:54.807
2 -	51.341	53.092	1:44.433	85.74	1.105	11:42:39.240
3 -	50.914	52.468	1:43.382 (2)	86.61	0.054	11:44:22.622
4 -	50.955	53.013	1:43.968 (3)	86.12	0.640	11:46:06.590
5 -	50.834	52.494	1:43.328 (1)	86.66		11:47:49.918
6 -	51.111	52.995	1:44.106	86.01	0.778	11:49:34.024

P18	177	Steve JORDAN	Triumph - stevejordan motorcycles/Bernard Elliott			
IDEAL LAP TIME : 1:42.765		BEST LAP TIME : 1:42.860		DIFFERENCE : 0.095		
LAP	SECTOR 1	SECTOR 2	LAP TIME	MPH	DIFF	TIME OF DAY
1 -		54.747	1:55.670	77.41	12.810	11:40:56.793

Weather / Track : Cloudy / Dry

Donington Park GP
Circuit Length = 2.4873 miles
Start: 11:39 Flag 11:48 End: 11:50

BMCRC - MRO Championships 2016 - Rnd 2 @ Donington Park GP

Team Respro MRO 600 inc Clubman 600

RACE 2 - SECTOR ANALYSIS

SECTOR 1 = FL to I1, SECTOR 2 = I1 to FL, DIFF = Difference To Personal Best Lap

2 -	50.813	53.524	1:44.337	85.82	1.477	11:42:41.130
3 -	50.000	52.860	1:42.860 (1)	87.05		11:44:23.990
4 -	50.305	53.312	1:43.617 (3)	86.41	0.757	11:46:07.607
5 -	50.023	53.517	1:43.540 (2)	86.48	0.680	11:47:51.147
6 -	49.905	53.927	1:43.832	86.23	0.972	11:49:34.979

P19	11 C	Josh HARVEY	Yamaha - NR Racing			
IDEAL LAP TIME : 1:43.741		BEST LAP TIME : 1:43.741		DIFFERENCE : 0.000		

LAP	SECTOR 1	SECTOR 2	LAP TIME	MPH	DIFF	TIME OF DAY
1 -		56.103	1:59.384	75.00	15.643	11:41:00.507
2 -	52.522	54.510	1:47.032	83.66	3.291	11:42:47.539
3 -	51.516	53.693	1:45.209 (3)	85.11	1.468	11:44:32.748
4 -	51.772	54.259	1:46.031	84.45	2.290	11:46:18.779
5 -	50.554	53.187	1:43.741 (1)	86.31		11:48:02.520
6 -	50.925	53.917	1:44.842 (2)	85.40	1.101	11:49:47.362

P20	56 C	Michael MILLS	Yamaha - A51R			
IDEAL LAP TIME : 1:44.611		BEST LAP TIME : 1:44.626		DIFFERENCE : 0.015		

LAP	SECTOR 1	SECTOR 2	LAP TIME	MPH	DIFF	TIME OF DAY
1 -		55.528	1:57.136	76.44	12.510	11:40:58.259
2 -	52.298	54.628	1:46.926	83.74	2.300	11:42:45.185
3 -	52.285	54.503	1:46.788	83.85	2.162	11:44:31.973
4 -	51.881	54.752	1:46.633 (3)	83.97	2.007	11:46:18.606
5 -	51.412	53.831	1:45.243 (2)	85.08	0.617	11:48:03.849
6 -	50.780	53.846	1:44.626 (1)	85.58		11:49:48.475

P21	41	Alan NAYLOR	Kawasaki -			
IDEAL LAP TIME : 1:43.704		BEST LAP TIME : 1:43.957		DIFFERENCE : 0.253		

LAP	SECTOR 1	SECTOR 2	LAP TIME	MPH	DIFF	TIME OF DAY
1 -		57.224	2:00.796	74.12	16.839	11:41:01.919
2 -	53.386	54.924	1:48.310	82.67	4.353	11:42:50.229
3 -	52.469	53.939	1:46.408	84.15	2.451	11:44:36.637
4 -	51.450	53.672	1:45.122 (3)	85.18	1.165	11:46:21.759
5 -	50.883	53.954	1:44.837 (2)	85.41	0.880	11:48:06.596
6 -	51.136	52.821	1:43.957 (1)	86.13		11:49:50.553

P22	27	George HINDLE	Triumph -			
IDEAL LAP TIME : 1:45.246		BEST LAP TIME : 1:45.425		DIFFERENCE : 0.179		

LAP	SECTOR 1	SECTOR 2	LAP TIME	MPH	DIFF	TIME OF DAY
1 -		55.967	1:58.839	75.34	13.414	11:40:59.962
2 -	52.792	55.442	1:48.234	82.73	2.809	11:42:48.196
3 -	51.866	55.128	1:46.994	83.69	1.569	11:44:35.190
4 -	51.304	54.525	1:45.829 (3)	84.61	0.404	11:46:21.019
5 -	50.788	55.019	1:45.807 (2)	84.63	0.382	11:48:06.826
6 -	50.721	54.704	1:45.425 (1)	84.93		11:49:52.251

P23	3	Emma JARMAN	Yamaha - RDRacing & EDIAsia			
IDEAL LAP TIME : 1:45.106		BEST LAP TIME : 1:45.106		DIFFERENCE : 0.000		

LAP	SECTOR 1	SECTOR 2	LAP TIME	MPH	DIFF	TIME OF DAY
1 -		57.100	1:59.535	74.91	14.429	11:41:00.658
2 -	52.687	56.266	1:48.953	82.18	3.847	11:42:49.611
3 -	53.919	54.838	1:48.757	82.33	3.651	11:44:38.368
4 -	51.082	54.717	1:45.799 (3)	84.63	0.693	11:46:24.167
5 -	50.910	54.196	1:45.106 (1)	85.19		11:48:09.273
6 -	51.055	54.399	1:45.454 (2)	84.91	0.348	11:49:54.727

Weather / Track : Cloudy / Dry

Donington Park GP
Circuit Length = 2.4873 miles
Start: 11:39 Flag 11:48 End: 11:50

BMCRC - MRO Championships 2016 - Rnd 2 @ Donington Park GP

Team Respro MRO 600 inc Clubman 600

RACE 2 - SECTOR ANALYSIS

SECTOR 1 = FL to I1, SECTOR 2 = I1 to FL, DIFF = Difference To Personal Best Lap

P24		7 C	Mitch DUCRAN	Yamaha -		
IDEAL LAP TIME : 1:45.123		BEST LAP TIME : 1:45.576		DIFFERENCE : 0.453		
LAP	SECTOR 1	SECTOR 2	LAP TIME	MPH	DIFF	TIME OF DAY
1 -		57.228	2:01.071	73.96	15.495	11:41:02.194
2 -	54.118	55.490	1:49.608	81.69	4.032	11:42:51.802
3 -	53.095	54.066	1:47.161	83.56	1.585	11:44:38.963
4 -	52.128	53.448	1:45.576 (1)	84.81		11:46:24.539
5 -	52.273	53.700	1:45.973 (3)	84.49	0.397	11:48:10.512
6 -	51.675	54.055	1:45.730 (2)	84.69	0.154	11:49:56.242

P25		77 C	Jason HOLLAND	Triumph - JH autos imperial car hire		
IDEAL LAP TIME : 1:49.203		BEST LAP TIME : 1:49.398		DIFFERENCE : 0.195		
LAP	SECTOR 1	SECTOR 2	LAP TIME	MPH	DIFF	TIME OF DAY
1 -		56.495	1:57.809	76.00	8.411	11:40:58.932
2 -	53.419	57.032	1:50.451	81.07	1.053	11:42:49.383
3 -	53.850	56.277	1:50.127 (3)	81.31	0.729	11:44:39.510
4 -	53.287	56.111	1:49.398 (1)	81.85		11:46:28.908
5 -	54.015	55.916	1:49.931 (2)	81.45	0.533	11:48:18.839
6 -	55.024	57.088	1:52.112	79.87	2.714	11:50:10.951

P26		12 C	Andrew WELLS	Suzuki -		
IDEAL LAP TIME : 1:49.553		BEST LAP TIME : 1:49.612		DIFFERENCE : 0.059		
LAP	SECTOR 1	SECTOR 2	LAP TIME	MPH	DIFF	TIME OF DAY
1 -		58.556	2:02.715	72.96	13.103	11:41:03.838
2 -	53.586	56.526	1:50.112 (2)	81.32	0.500	11:42:53.950
3 -	53.442	56.795	1:50.237 (3)	81.22	0.625	11:44:44.187
4 -	53.477	56.914	1:50.391	81.11	0.779	11:46:34.578
5 -	53.501	56.111	1:49.612 (1)	81.69		11:48:24.190
6 -	54.393	56.209	1:50.602	80.96	0.990	11:50:14.792

P27		4	Emmett BURKE	Honda - Sunflame		
IDEAL LAP TIME : 1:52.526		BEST LAP TIME : 1:53.235		DIFFERENCE : 0.709		
LAP	SECTOR 1	SECTOR 2	LAP TIME	MPH	DIFF	TIME OF DAY
1 -		57.164	2:00.315	74.42	7.080	11:41:01.438
2 -	55.362	57.873	1:53.235 (1)	79.07		11:42:54.673
3 -	55.400	58.345	1:53.745 (2)	78.72	0.510	11:44:48.418
4 -	56.541	58.429	1:54.970 (3)	77.88	1.735	11:46:43.388
5 -	56.255	59.414	1:55.669	77.41	2.434	11:48:39.057
6 -	56.310	59.923	1:56.233	77.03	2.998	11:50:35.290

P28		87 C	Craig BAKER	Kawasaki - P.Baker auto repairs LTD		
IDEAL LAP TIME : 1:52.775		BEST LAP TIME : 1:53.097		DIFFERENCE : 0.322		
LAP	SECTOR 1	SECTOR 2	LAP TIME	MPH	DIFF	TIME OF DAY
1 -		59.075	2:06.498	70.78	13.401	11:41:07.621
2 -	57.016	58.225	1:55.241	77.70	2.144	11:43:02.862
3 -	56.420	57.598	1:54.018	78.53	0.921	11:44:56.880
4 -	56.048	57.231	1:53.279 (2)	79.04	0.182	11:46:50.159
5 -	55.978	57.450	1:53.428 (3)	78.94	0.331	11:48:43.587
6 -	55.544	57.553	1:53.097 (1)	79.17		11:50:36.684

P29		15 C	Justin ARBON	Honda - heward and dean		
IDEAL LAP TIME : 2:00.062		BEST LAP TIME : 2:00.081		DIFFERENCE : 0.019		
LAP	SECTOR 1	SECTOR 2	LAP TIME	MPH	DIFF	TIME OF DAY
1 -		1:01.708	2:09.793	68.99	9.712	11:41:10.916
2 -	1:01.649	1:01.905	2:03.554	72.47	3.473	11:43:14.470
3 -	1:00.371	1:01.317	2:01.688 (3)	73.58	1.607	11:45:16.158
4 -	59.579	1:01.642	2:01.221 (2)	73.86	1.140	11:47:17.379
5 -	59.598	1:00.483	2:00.081 (1)	74.57		11:49:17.460

Weather / Track : Cloudy / Dry

Donington Park GP
Circuit Length = 2.4873 miles
Start: 11:39 Flag 11:48 End: 11:50

BMCRC - MRO Championships 2016 - Rnd 2 @ Donington Park GP

Team Respro MRO 600 inc Clubman 600

RACE 2 - SECTOR ANALYSIS

SECTOR 1 = FL to I1, SECTOR 2 = I1 to FL, DIFF = Difference To Personal Best Lap

P30 159		Jack HARVEY		Yamaha -		
IDEAL LAP TIME : 1:44.375		BEST LAP TIME : 1:44.923		DIFFERENCE : 0.548		
LAP	SECTOR 1	SECTOR 2	LAP TIME	MPH	DIFF	TIME OF DAY
1 -		55.489	1:55.973	77.21	11.050	11:40:57.096
2 -	52.268	55.353	1:47.621 (3)	83.20	2.698	11:42:44.717
3 -	52.448	54.636	1:47.084 (2)	83.62	2.161	11:44:31.801
4 -	52.343	55.293	1:47.636	83.19	2.713	11:46:19.437
5 -	51.208	53.715	1:44.923 (1)	85.34		11:48:04.360

P31 58		Jamie LOVEDAY		Kawasaki - Insignia signs		
IDEAL LAP TIME : 1:46.576		BEST LAP TIME : 1:46.801		DIFFERENCE : 0.225		
LAP	SECTOR 1	SECTOR 2	LAP TIME	MPH	DIFF	TIME OF DAY
1 -		55.900	1:58.095	75.82	11.294	11:40:59.218
2 -	52.345	55.435	1:47.780 (3)	83.08	0.979	11:42:46.998
3 -	51.965	54.836	1:46.801 (1)	83.84		11:44:33.799
4 -	52.216	54.770	1:46.986 (2)	83.69	0.185	11:46:20.785
5 -	51.806	IN PIT	1:49.684 P	81.63	2.883	11:48:10.469

BMCRC - MRO Championships 2016 - Rnd 2 @ Donington Park GP

Team Respro MRO 600 inc Clubman 600

RACE 2 - BEST SECTORS

SECTOR 1			SECTOR 2			IDEAL / BEST COMPARISON						
POS	NO	NAME	TIME	NO	NAME	TIME	POS	NO	NAME	IDEAL	BEST	DIFF
									PERFECT LAP	1:37.906		
1	8	NEWSTEAD	47.718	127	TINKLER	50.188	1	8	NEWSTEAD	1:38.110	1:38.110	0.000
2	81	CLARKE	47.770	8	NEWSTEAD	50.392	2	127	TINKLER	1:38.315	1:38.406	0.091
3	74	MORPHETT	48.029	32	PIPER	50.648	3	81	CLARKE	1:38.438	1:39.132	0.694
4	127	TINKLER	48.127	81	CLARKE	50.668	4	74	MORPHETT	1:38.753	1:39.457	0.704
5	6	PETTIT	48.332	74	MORPHETT	50.724	5	32	PIPER	1:39.014	1:39.184	0.170
6	32	PIPER	48.366	6	PETTIT	51.098	6	6	PETTIT	1:39.430	1:39.674	0.244
7	187	HALL	48.963	49	MCLURG	51.149	7	187	HALL	1:40.595	1:40.782	0.187
8	79	WAKE	48.985	44	PLATTON	51.496	8	44	PLATTON	1:40.597	1:40.881	0.284
9	59	TUCKER	49.054	187	HALL	51.632	9	49	MCLURG	1:40.616	1:40.961	0.345
10	44	PLATTON	49.101	38	HEWSON	51.656	10	76	BYARD	1:40.857	1:40.857	0.000
11	76	BYARD	49.199	76	BYARD	51.658	11	38	HEWSON	1:40.948	1:41.138	0.190
12	38	HEWSON	49.292	777	WILLIAMS	51.812	12	79	WAKE	1:41.085	1:41.085	0.000
13	49	MCLURG	49.467	79	WAKE	52.100	13	59	TUCKER	1:41.185	1:41.185	0.000
14	52	COTGROVE	49.550	59	TUCKER	52.131	14	777	WILLIAMS	1:41.754	1:41.754	0.000
15	64	CHAMBERLAIN	49.796	52	COTGROVE	52.256	15	52	COTGROVE	1:41.806	1:42.033	0.227
16	177	JORDAN	49.905	71	MCINTOSH	52.468	16	64	CHAMBERLAIN	1:42.513	1:42.924	0.411
17	777	WILLIAMS	49.942	64	CHAMBERLAIN	52.717	17	177	JORDAN	1:42.765	1:42.860	0.095
18	11	HARVEY	50.554	41	NAYLOR	52.821	18	71	MCINTOSH	1:43.302	1:43.328	0.026
19	159	HARVEY	50.660	177	JORDAN	52.860	19	41	NAYLOR	1:43.704	1:43.957	0.253
20	27	HINDLE	50.721	11	HARVEY	53.187	20	11	HARVEY	1:43.741	1:43.741	0.000
21	56	MILLS	50.780	7	DUCRAN	53.448	21	159	HARVEY	1:44.375	1:44.923	0.548
22	71	MCINTOSH	50.834	159	HARVEY	53.715	22	56	MILLS	1:44.611	1:44.626	0.015
23	41	NAYLOR	50.883	56	MILLS	53.831	23	3	JARMAN	1:45.106	1:45.106	0.000
24	3	JARMAN	50.910	3	JARMAN	54.196	24	7	DUCRAN	1:45.123	1:45.576	0.453
25	7	DUCRAN	51.675	27	HINDLE	54.525	25	27	HINDLE	1:45.246	1:45.425	0.179
26	58	LOVEDAY	51.806	58	LOVEDAY	54.770	26	58	LOVEDAY	1:46.576	1:46.801	0.225
27	77	HOLLAND	53.287	77	HOLLAND	55.916	27	77	HOLLAND	1:49.203	1:49.398	0.195
28	12	WELLS	53.442	12	WELLS	56.111	28	12	WELLS	1:49.553	1:49.612	0.059
29	4	BURKE	55.362	4	BURKE	57.164	29	4	BURKE	1:52.526	1:53.235	0.709
30	87	BAKER	55.544	87	BAKER	57.231	30	87	BAKER	1:52.775	1:53.097	0.322
31	15	ARBON	59.579	15	ARBON	1:00.483	31	15	ARBON	2:00.062	2:00.081	0.019

Weather / Track : Cloudy / Dry

Results can be found at www.tsl-timing.com

Donington Park GP

Circuit Length = 2.4873 miles

Start: 11:39 Flag 11:48 End: 11:50

Printed - 11:52 Saturday, 09 April 2016

BMCRC - MRO Championships 2016 - Rnd 2 @ Donington Park GP

Team Respro MRO 600 inc Clubman 600

RACE 2 - CLASSIFICATION

POS	NO	CL	PIC NAME	ENTRY	LAPS	TIME	GAP	DIFF	MPH	BEST	ON
1	6	C	1 Dominic PETTIT	Yamaha - Camclad Contractors	7	11:40.913			89.23	1:38.393	7
2	127		1 David TINKLER	Yamaha -	7	11:43.093	2.180	2.180	88.95	1:39.010	6
3	8		2 Grant NEWSTEAD	Yamaha - Tinklers Motorcycles	7	11:43.936	3.023	0.843	88.84	1:39.080	6
4	74		3 Joe MORPHETT	Yamaha - Inta	7	11:44.417	3.504	0.481	88.78	1:38.622	5
5	187		4 Michael HALL	Kawasaki -	7	11:54.100	13.187	9.683	87.58	1:40.654	4
6	81		5 Adam CLARKE	Yamaha -	7	11:54.207	13.294	0.107	87.57	1:38.771	4
7	777	C	2 Mason WILLIAMS	Yamaha - Steve Jordan Motorcycles	7	11:55.155	14.242	0.948	87.45	1:40.044	7
8	52	C	3 Ben COTGROVE	Triumph - NR Racing	7	11:56.161	15.248	1.006	87.33	1:40.278	7
9	38		6 David HEWSON	Kawasaki - Obsession Engineering Limited	7	11:56.428	15.515	0.267	87.30	1:40.112	6
10	49	C	4 Ross MCLURG	Kawasaki - E.D.I Building / Steve Jordan Motorcycle	7	11:56.806	15.893	0.378	87.25	1:40.605	4
11	44	C	5 Hayden PLATTON	Kawasaki - NR Racing	7	11:57.378	16.465	0.572	87.18	1:40.581	4
12	76		7 Jason BYARD	Suzuki - May Construction	7	11:57.779	16.866	0.401	87.13	1:40.268	6
13	59	C	6 Simon TUCKER	Yamaha - Area51racing	7	12:02.785	21.872	5.006	86.53	1:40.973	5
14	24	C	7 Callaghn EDSER	Yamaha -	7	12:08.951	28.038	6.166	85.80	1:41.269	5
15	79	C	8 David WAKE	Yamaha -	7	12:09.552	28.639	0.601	85.73	1:41.227	7
16	177		8 Steve JORDAN	Triumph - stevejordan motorcycles/Bernard Elliott	7	12:11.385	30.472	1.833	85.51	1:41.768	7
17	11	C	9 Josh HARVEY	Yamaha - NR Racing	7	12:11.635	30.722	0.250	85.48	1:41.867	7
18	149	C	10 Callum HAMMETT	Yamaha -	7	12:23.563	42.650	11.928	84.11	1:44.193	4
19	56	C	11 Michael MILLS	Yamaha - A51R	7	12:24.995	44.082	1.432	83.95	1:44.599	5
20	64	C	12 Barry CHAMBERLAIN	Suzuki - Goldline Maintenance Services	7	12:25.302	44.389	0.307	83.91	1:44.496	7
21	71		9 Grant MCINTOSH	Triumph - Neils Autos, Wakefield	7	12:25.760	44.847	0.458	83.86	1:45.362	5
22	58*		10 Jamie LOVEDAY	Kawasaki - Insignia signs	7	12:31.780	50.867	6.020	83.19	1:44.711	7
23	3		11 Emma JARMAN	Yamaha - RDRacing & EDIAsia	7	12:33.186	52.273	1.406	83.04	1:44.974	5
24	77	C	13 Jason HOLLAND	Triumph - JH autos imperial car hire	7	12:42.703	1:01.790	9.517	82.00	1:46.479	6
25	7	C	14 Mitch DUCRAN	Yamaha -	7	12:42.868	1:01.955	0.165	81.98	1:46.787	6
26	4		12 Emmett BURKE	Honda - Sunflame	7	12:43.146	1:02.233	0.278	81.95	1:46.819	6
27	159		13 Jack HARVEY	Yamaha -	7	12:43.487	1:02.574	0.341	81.91	1:46.874	6
28	17		14 Ryan VARLEY	Yamaha -	7	12:57.387	1:16.474	13.900	80.45	1:47.864	6
29	12	C	15 Andrew WELLS	Suzuki -	7	13:01.396	1:20.483	4.009	80.04	1:48.847	6
30	41*		15 Alan NAYLOR	Kawasaki -	7	13:08.349	1:27.436	6.953	79.33	1:47.377	6
31	87	C	16 Craig BAKER	Kawasaki - P.Baker auto repairs LTD	6	11:48.788	1 Lap	1 Lap	75.60	1:55.254	4

NOT CLASSIFIED

DNF	27		George HINDLE	Triumph -	5	9:38.868	2 Laps	1 Lap	77.10	1:51.567	3
DNF	32	C	Mark PIPER	Yamaha - please sponsor me	0						

FASTEST LAP

6	C	Dominic PETTIT	Yamaha - Camclad Contractors	7	1:38.393	91.00 mph	146.46 kph
74		Joe MORPHETT	Yamaha - Inta	5	1:38.622	90.79 mph	146.12 kph

* BIKE #41- 10 SECOND PENALTY, JUMP START.

* BIKE #58 - NO TRANSPONDER, PLEASE FIT FOR RACE 2.

Class C - 90% of Race Speed = 80.30 mph

Class - 90% of Race Speed = 80.05 mph

Donington Park GP

Circuit Length = 2.4873 miles

Start: 10:15 Flag 10:26 End: 10:28

Weather / Track : Cloudy / Dry

These results are provisional until the conclusion of any judicial and technical matters.

Clerk Of Course :	Timekeeper :
-------------------	--------------

Results can be found at www.tsl-timing.com

Printed - 10:28 Sunday, 10 April 2016



BMCRC - MRO Championships 2016 - Rnd 2 @ Donington Park GP

Team Respro MRO 600 inc Clubman 600

RACE 2 - LAP CHART

LAP 1 @ 10:16:53.691

NO	BEHIND	LAP TIME
127		1:44.782
8	0.473	1:45.255
6	0.685	1:45.467
187	0.958	1:45.740
74	1.854	1:46.636
44	3.801	1:48.583
52	4.310	1:49.092
777	4.502	1:49.284
49	5.138	1:49.920
76	5.379	1:50.161
38	5.707	1:50.489
79	6.706	1:51.488
59	7.001	1:51.783
177	7.620	1:52.402
71	7.871	1:52.653
64	8.302	1:53.084
11	8.530	1:53.312
81	8.861	1:53.643
7	9.394	1:54.176
149	9.633	1:54.415
56	9.710	1:54.492
159	10.785	1:55.567
77	11.199	1:55.981
24	11.343	1:56.125
3	11.522	1:56.304
4	12.340	1:57.122
58	14.053	1:58.835
27	14.283	1:59.065
17	14.791	1:59.573
12	15.317	2:00.099
87	20.757	2:05.539
41	20.896	2:05.678

LAP 2 @ 10:18:34.131

NO	BEHIND	LAP TIME
127		1:40.440
6	0.413	1:40.168
8	0.995	1:40.962
187	1.547	1:41.029
74	1.904	1:40.490
777	5.745	1:41.683
52	6.066	1:42.196
49	6.323	1:41.625
44	6.631	1:43.270
76	7.185	1:42.246
38	7.701	1:42.434
79	9.995	1:43.729
59	10.172	1:43.611
81	11.156	1:42.735
177	11.280	1:44.100
11	12.993	1:44.903
71	13.014	1:45.583
64	13.789	1:45.927
149	14.787	1:45.594
24	15.158	1:44.255
56	15.671	1:46.401
7	17.368	1:48.414
159	17.563	1:47.218
3	18.369	1:47.287
77	19.653	1:48.894
4	20.532	1:48.632
58	20.532	1:46.919

LAP 3 @ 10:20:14.398

NO	BEHIND	LAP TIME
6		1:39.854
127	0.332	1:40.599
8	0.674	1:39.946
74	1.658	1:40.021
187	2.151	1:40.871
777	6.287	1:40.809
49	7.265	1:41.209
52	7.822	1:42.023
44	8.587	1:42.223
38	8.745	1:41.311
76	9.036	1:42.118
81	10.916	1:40.027
59	12.244	1:42.339
79	14.064	1:44.336
177	14.718	1:43.705
11	15.324	1:42.598
24	17.247	1:42.356
71	18.193	1:45.446
149	19.136	1:44.616
64	19.173	1:45.651
56	20.391	1:44.987
3	25.159	1:47.057
58	26.534	1:46.269
159	27.116	1:49.820
7	27.411	1:50.310
77	27.801	1:48.415
4	28.174	1:47.909
17	35.549	1:50.478
27	37.755	1:51.567
12	38.103	1:51.318
41	40.863	1:48.691
87	54.180	1:57.312

LAP 4 @ 10:21:53.149

NO	BEHIND	LAP TIME
6		1:38.751
127	0.896	1:39.315
8	1.396	1:39.473
74	2.340	1:39.433
187	4.054	1:40.654
777	8.752	1:41.216
49	9.119	1:40.605
52	9.745	1:40.674
44	10.417	1:40.581
38	10.599	1:40.605
81	10.936	1:38.771
76	11.279	1:40.994
59	14.567	1:41.074
79	18.249	1:42.936
177	19.764	1:43.797
11	19.854	1:43.281
24	19.994	1:41.498
149	24.578	1:44.193
71	25.263	1:45.821
64	26.164	1:45.742
56	26.247	1:44.607

3	32.152	1:45.744
58	33.093	1:45.310
159	35.835	1:47.470
77	36.459	1:47.409
4	36.833	1:47.410
7	36.918	1:48.258
17	46.743	1:49.945
12	49.533	1:50.181
41	50.422	1:48.310
27	50.783	1:51.779
87	1:10.683	1:55.254

LAP 5 @ 10:23:32.546

NO	BEHIND	LAP TIME
6		1:39.397
127	0.942	1:39.443
8	1.343	1:39.344
74	1.565	1:38.622
187	6.928	1:42.271
777	10.182	1:40.827
49	10.920	1:41.198
52	11.217	1:40.869
81	11.520	1:39.981
44	11.944	1:40.924
38	12.253	1:41.051
76	12.701	1:40.819
59	16.143	1:40.973
79	21.620	1:42.768
24	21.866	1:41.269
177	23.756	1:43.389
11	23.896	1:43.439
149	29.859	1:44.678
71	31.228	1:45.362
56	31.449	1:44.599
64	32.314	1:45.547
3	37.729	1:44.974
58	38.594	1:44.898
77	44.631	1:47.569
4	44.937	1:47.501
159	45.356	1:48.918
7	45.525	1:48.004
17	56.732	1:49.386
41	59.618	1:48.593
12	59.971	1:49.835
27	1:15.231	2:03.845 P
87	1:28.554	1:57.268

LAP 6 @ 10:25:11.429

NO	BEHIND	LAP TIME
6		1:38.883
127	1.069	1:39.010
8	1.540	1:39.080
74	1.747	1:39.065
187	9.707	1:41.662
81	12.304	1:39.667
777	12.591	1:41.292
49	13.007	1:40.970
52	13.363	1:41.029
38	13.482	1:40.112
44	13.857	1:40.796
76	14.086	1:40.268
59	19.057	1:41.797
24	25.147	1:42.164
79	25.805	1:43.068

177	27.097	1:42.224
11	27.248	1:42.235
149	35.666	1:44.690
56	37.373	1:44.807
71	37.802	1:45.457
64	38.286	1:44.855
58	44.549	1:44.838
3	45.150	1:46.304
77	52.227	1:46.479
4	52.873	1:46.819
159	53.347	1:46.874
7	53.429	1:46.787
17	1:05.713	1:47.864
41	1:08.112	1:47.377
12	1:09.935	1:48.847

LAP 7 @ 10:26:49.822

NO	BEHIND	LAP TIME
6		1:38.393
127	2.180	1:39.504
8	3.023	1:39.876
74	3.504	1:40.150
87	1 Lap	1:56.597
187	13.187	1:41.873
81	13.294	1:39.383
777	14.242	1:40.044
52	15.248	1:40.278
38	15.515	1:40.426
49	15.893	1:41.279
44	16.465	1:41.001
76	16.866	1:41.173
59	21.872	1:41.208
24	28.038	1:41.284
79	28.639	1:41.227
177	30.472	1:41.768
11	30.722	1:41.867
149	42.650	1:45.377
56	44.082	1:45.102
64	44.389	1:44.496
71	44.847	1:45.438
58	50.867	1:44.711
3	52.273	1:45.516
77	1:01.790	1:47.956
7	1:01.955	1:46.919
4	1:02.233	1:47.753
159	1:02.574	1:47.620
17	1:16.474	1:49.154
41	1:17.436	1:47.717
12	1:20.483	1:48.941

Weather / Track : Cloudy / Dry

Donington Park GP
Circuit Length = 2.4873 miles
Start: 10:15 Flag 10:26 End: 10:28

Results can be found at www.tsl-timing.com

Printed - 10:29 Sunday, 10 April 2016

BMCRC - MRO Championships 2016 - Rnd 2 @ Donington Park GP

Team Respro MRO 600 inc Clubman 600

RACE 2 - SECTOR ANALYSIS

SECTOR 1 = FL to I1, SECTOR 2 = I1 to FL, DIFF = Difference To Personal Best Lap

P1 6 C		Dominic PETTIT		Yamaha - Camclad Contractors		
IDEAL LAP TIME : 1:38.209		BEST LAP TIME : 1:38.393		DIFFERENCE : 0.184		
LAP	SECTOR 1	SECTOR 2	LAP TIME	MPH	DIFF	TIME OF DAY
1 -		52.215	1:45.467	84.90	7.074	10:16:54.376
2 -	48.747	51.421	1:40.168	89.39	1.775	10:18:34.544
3 -	48.863	50.991	1:39.854	89.67	1.461	10:20:14.398
4 -	47.947	50.804	1:38.751 (2)	90.67	0.358	10:21:53.149
5 -	48.415	50.982	1:39.397	90.08	1.004	10:23:32.546
6 -	48.089	50.794	1:38.883 (3)	90.55	0.490	10:25:11.429
7 -	48.131	50.262	1:38.393 (1)	91.00		10:26:49.822

P2 127		David TINKLER		Yamaha -		
IDEAL LAP TIME : 1:38.856		BEST LAP TIME : 1:39.010		DIFFERENCE : 0.154		
LAP	SECTOR 1	SECTOR 2	LAP TIME	MPH	DIFF	TIME OF DAY
1 -		51.864	1:44.782	85.45	5.772	10:16:53.691
2 -	49.175	51.265	1:40.440	89.15	1.430	10:18:34.131
3 -	48.937	51.662	1:40.599	89.01	1.589	10:20:14.730
4 -	48.788	50.527	1:39.315 (2)	90.16	0.305	10:21:54.045
5 -	48.981	50.462	1:39.443 (3)	90.04	0.433	10:23:33.888
6 -	48.394	50.616	1:39.010 (1)	90.43		10:25:12.498
7 -	48.966	50.538	1:39.504	89.99	0.494	10:26:52.002

P3 8		Grant NEWSTEAD		Yamaha - Tinklers Motorcycles		
IDEAL LAP TIME : 1:39.047		BEST LAP TIME : 1:39.080		DIFFERENCE : 0.033		
LAP	SECTOR 1	SECTOR 2	LAP TIME	MPH	DIFF	TIME OF DAY
1 -		52.479	1:45.255	85.07	6.175	10:16:54.164
2 -	49.452	51.510	1:40.962	88.69	1.882	10:18:35.126
3 -	48.537	51.409	1:39.946	89.59	0.866	10:20:15.072
4 -	48.283	51.190	1:39.473 (3)	90.01	0.393	10:21:54.545
5 -	48.345	50.999	1:39.344 (2)	90.13	0.264	10:23:33.889
6 -	48.281	50.799	1:39.080 (1)	90.37		10:25:12.969
7 -	48.248	51.628	1:39.876	89.65	0.796	10:26:52.845

P4 74		Joe MORPHETT		Yamaha - Inta		
IDEAL LAP TIME : 1:38.622		BEST LAP TIME : 1:38.622		DIFFERENCE : 0.000		
LAP	SECTOR 1	SECTOR 2	LAP TIME	MPH	DIFF	TIME OF DAY
1 -		51.881	1:46.636	83.97	8.014	10:16:55.545
2 -	49.055	51.435	1:40.490	89.10	1.868	10:18:36.035
3 -	48.705	51.316	1:40.021	89.52	1.399	10:20:16.056
4 -	48.677	50.756	1:39.433 (3)	90.05	0.811	10:21:55.489
5 -	48.153	50.469	1:38.622 (1)	90.79		10:23:34.111
6 -	48.203	50.862	1:39.065 (2)	90.38	0.443	10:25:13.176
7 -	48.500	51.650	1:40.150	89.41	1.528	10:26:53.326

P5 187		Michael HALL		Kawasaki -		
IDEAL LAP TIME : 1:40.508		BEST LAP TIME : 1:40.654		DIFFERENCE : 0.146		
LAP	SECTOR 1	SECTOR 2	LAP TIME	MPH	DIFF	TIME OF DAY
1 -		51.263	1:45.740	84.68	5.086	10:16:54.649
2 -	49.720	51.309	1:41.029 (3)	88.63	0.375	10:18:35.678
3 -	49.283	51.588	1:40.871 (2)	88.77	0.217	10:20:16.549
4 -	49.245	51.409	1:40.654 (1)	88.96		10:21:57.203
5 -	50.077	52.194	1:42.271	87.55	1.617	10:23:39.474
6 -	50.185	51.477	1:41.662	88.08	1.008	10:25:21.136
7 -	50.155	51.718	1:41.873	87.89	1.219	10:27:03.009

P6 81		Adam CLARKE		Yamaha -		
IDEAL LAP TIME : 1:38.432		BEST LAP TIME : 1:38.771		DIFFERENCE : 0.339		
LAP	SECTOR 1	SECTOR 2	LAP TIME	MPH	DIFF	TIME OF DAY

Donington Park GP
 Circuit Length = 2.4873 miles
 Start: 10:15 Flag 10:26 End: 10:28

Weather / Track : Cloudy / Dry

BMCRC - MRO Championships 2016 - Rnd 2 @ Donington Park GP

Team Respro MRO 600 inc Clubman 600

RACE 2 - SECTOR ANALYSIS

SECTOR 1 = FL to I1, SECTOR 2 = I1 to FL, DIFF = Difference To Personal Best Lap

Lap	Time	Best Time	Diff	MPH	Time of Day
1 -		57.647		78.79	10:17:02.552
2 -	50.813	51.922		87.16	10:18:45.287
3 -	49.504	50.523		89.52	10:20:25.314
4 -	48.149	50.622		1:38.771 (1)	10:22:04.085
5 -	48.665	51.316		89.56	10:23:44.066
6 -	48.874	50.793		1:39.667 (3)	10:25:23.733
7 -	47.909	51.474		1:39.383 (2)	10:27:03.116

P7 777 C Mason WILLIAMS			Yamaha - Steve Jordan Motorcycles			
IDEAL LAP TIME : 1:40.044		BEST LAP TIME : 1:40.044		DIFFERENCE : 0.000		
LAP	SECTOR 1	SECTOR 2	LAP TIME	MPH	DIFF	TIME OF DAY

1 -		52.763	1:49.284	81.93	9.240	10:16:58.193
2 -	50.049	51.634	1:41.683	88.06	1.639	10:18:39.876
3 -	49.793	51.016	1:40.809 (2)	88.82	0.765	10:20:20.685
4 -	50.142	51.074	1:41.216	88.46	1.172	10:22:01.901
5 -	49.961	50.866	1:40.827 (3)	88.81	0.783	10:23:42.728
6 -	49.712	51.580	1:41.292	88.40	1.248	10:25:24.020
7 -	49.467	50.577	1:40.044 (1)	89.50		10:27:04.064

P8 52 C Ben COTGROVE			Triumph - NR Racing			
IDEAL LAP TIME : 1:40.278		BEST LAP TIME : 1:40.278		DIFFERENCE : 0.000		
LAP	SECTOR 1	SECTOR 2	LAP TIME	MPH	DIFF	TIME OF DAY

1 -		53.845	1:49.092	82.08	8.814	10:16:58.001
2 -	49.336	52.860	1:42.196	87.62	1.918	10:18:40.197
3 -	49.815	52.208	1:42.023	87.76	1.745	10:20:22.220
4 -	49.197	51.477	1:40.674 (2)	88.94	0.396	10:22:02.894
5 -	49.194	51.675	1:40.869 (3)	88.77	0.591	10:23:43.763
6 -	49.268	51.761	1:41.029	88.63	0.751	10:25:24.792
7 -	48.914	51.364	1:40.278 (1)	89.29		10:27:05.070

P9 38 David HEWSON			Kawasaki - Obsession Engineering Limited			
IDEAL LAP TIME : 1:40.112		BEST LAP TIME : 1:40.112		DIFFERENCE : 0.000		
LAP	SECTOR 1	SECTOR 2	LAP TIME	MPH	DIFF	TIME OF DAY

1 -		54.196	1:50.489	81.04	10.377	10:16:59.398
2 -	49.899	52.535	1:42.434	87.41	2.322	10:18:41.832
3 -	49.444	51.867	1:41.311	88.38	1.199	10:20:23.143
4 -	49.226	51.379	1:40.605 (3)	89.00	0.493	10:22:03.748
5 -	49.206	51.845	1:41.051	88.61	0.939	10:23:44.799
6 -	48.949	51.163	1:40.112 (1)	89.44		10:25:24.911
7 -	49.136	51.290	1:40.426 (2)	89.16	0.314	10:27:05.337

P10 49 C Ross MCLURG			Kawasaki - E.D.I Building / Steve Jordan Motorcycles			
IDEAL LAP TIME : 1:40.401		BEST LAP TIME : 1:40.605		DIFFERENCE : 0.204		
LAP	SECTOR 1	SECTOR 2	LAP TIME	MPH	DIFF	TIME OF DAY

1 -		54.665	1:49.920	81.46	9.315	10:16:58.829
2 -	49.637	51.988	1:41.625	88.11	1.020	10:18:40.454
3 -	49.716	51.493	1:41.209	88.47	0.604	10:20:21.663
4 -	49.518	51.087	1:40.605 (1)	89.00		10:22:02.268
5 -	49.794	51.404	1:41.198 (3)	88.48	0.593	10:23:43.466
6 -	49.314	51.656	1:40.970 (2)	88.68	0.365	10:25:24.436
7 -	49.435	51.844	1:41.279	88.41	0.674	10:27:05.715

P11 44 C Hayden PLATTON			Kawasaki - NR Racing			
IDEAL LAP TIME : 1:40.502		BEST LAP TIME : 1:40.581		DIFFERENCE : 0.079		
LAP	SECTOR 1	SECTOR 2	LAP TIME	MPH	DIFF	TIME OF DAY

1 -		53.076	1:48.583	82.46	8.002	10:16:57.492
2 -	49.681	53.589	1:43.270	86.70	2.689	10:18:40.762
3 -	49.432	52.791	1:42.223	87.59	1.642	10:20:22.985
4 -	48.788	51.793	1:40.581 (1)	89.02		10:22:03.566

Weather / Track : Cloudy / Dry

Donington Park GP

Circuit Length = 2.4873 miles

Start: 10:15 Flag 10:26 End: 10:28

BMCRC - MRO Championships 2016 - Rnd 2 @ Donington Park GP

Team Respro MRO 600 inc Clubman 600

RACE 2 - SECTOR ANALYSIS

SECTOR 1 = FL to I1, SECTOR 2 = I1 to FL, DIFF = Difference To Personal Best Lap

5 -	48.898	52.026	1:40.924 (3)	88.72	0.343	10:23:44.490
6 -	48.709	52.087	1:40.796 (2)	88.83	0.215	10:25:25.286
7 -	48.907	52.094	1:41.001	88.65	0.420	10:27:06.287

P12 76	Jason BYARD		Suzuki - May Construction			
IDEAL LAP TIME : 1:40.268		BEST LAP TIME : 1:40.268		DIFFERENCE : 0.000		
LAP	SECTOR 1	SECTOR 2	LAP TIME	MPH	DIFF	TIME OF DAY
1 -		54.418	1:50.161	81.28	9.893	10:16:59.070
2 -	49.670	52.576	1:42.246	87.57	1.978	10:18:41.316
3 -	49.571	52.547	1:42.118	87.68	1.850	10:20:23.434
4 -	49.224	51.770	1:40.994 (3)	88.66	0.726	10:22:04.428
5 -	49.159	51.660	1:40.819 (2)	88.81	0.551	10:23:45.247
6 -	48.820	51.448	1:40.268 (1)	89.30		10:25:25.515
7 -	49.020	52.153	1:41.173	88.50	0.905	10:27:06.688

P13 59 C	Simon TUCKER		Yamaha - Area51racing			
IDEAL LAP TIME : 1:40.570		BEST LAP TIME : 1:40.973		DIFFERENCE : 0.403		
LAP	SECTOR 1	SECTOR 2	LAP TIME	MPH	DIFF	TIME OF DAY
1 -		54.992	1:51.783	80.10	10.810	10:17:00.692
2 -	50.283	53.328	1:43.611	86.42	2.638	10:18:44.303
3 -	50.684	51.655	1:42.339	87.49	1.366	10:20:26.642
4 -	49.171	51.903	1:41.074 (2)	88.59	0.101	10:22:07.716
5 -	49.485	51.488	1:40.973 (1)	88.68		10:23:48.689
6 -	49.874	51.923	1:41.797	87.96	0.824	10:25:30.486
7 -	49.809	51.399	1:41.208 (3)	88.47	0.235	10:27:11.694

P14 24 C	Callaghn EDSEER		Yamaha -			
IDEAL LAP TIME : 1:40.498		BEST LAP TIME : 1:41.269		DIFFERENCE : 0.771		
LAP	SECTOR 1	SECTOR 2	LAP TIME	MPH	DIFF	TIME OF DAY
1 -		54.350	1:56.125	77.11	14.856	10:17:05.034
2 -	51.019	53.236	1:44.255	85.88	2.986	10:18:49.289
3 -	50.522	51.834	1:42.356	87.48	1.087	10:20:31.645
4 -	50.017	51.481	1:41.498 (3)	88.22	0.229	10:22:13.143
5 -	49.145	52.124	1:41.269 (1)	88.42		10:23:54.412
6 -	50.033	52.131	1:42.164	87.64	0.895	10:25:36.576
7 -	49.931	51.353	1:41.284 (2)	88.40	0.015	10:27:17.860

P15 79 C	David WAKE		Yamaha -			
IDEAL LAP TIME : 1:41.227		BEST LAP TIME : 1:41.227		DIFFERENCE : 0.000		
LAP	SECTOR 1	SECTOR 2	LAP TIME	MPH	DIFF	TIME OF DAY
1 -		54.466	1:51.488	80.31	10.261	10:17:00.397
2 -	50.422	53.307	1:43.729	86.32	2.502	10:18:44.126
3 -	51.200	53.136	1:44.336	85.82	3.109	10:20:28.462
4 -	50.389	52.547	1:42.936 (3)	86.99	1.709	10:22:11.398
5 -	50.387	52.381	1:42.768 (2)	87.13	1.541	10:23:54.166
6 -	50.589	52.479	1:43.068	86.87	1.841	10:25:37.234
7 -	49.626	51.601	1:41.227 (1)	88.45		10:27:18.461

P16 177	Steve JORDAN		Triumph - stevejordan motorcycles/Bernard Elliott			
IDEAL LAP TIME : 1:41.768		BEST LAP TIME : 1:41.768		DIFFERENCE : 0.000		
LAP	SECTOR 1	SECTOR 2	LAP TIME	MPH	DIFF	TIME OF DAY
1 -		55.197	1:52.402	79.66	10.634	10:17:01.311
2 -	50.449	53.651	1:44.100	86.01	2.332	10:18:45.411
3 -	50.400	53.305	1:43.705	86.34	1.937	10:20:29.116
4 -	50.430	53.367	1:43.797	86.26	2.029	10:22:12.913
5 -	50.588	52.801	1:43.389 (3)	86.60	1.621	10:23:56.302
6 -	49.669	52.555	1:42.224 (2)	87.59	0.456	10:25:38.526
7 -	49.474	52.294	1:41.768 (1)	87.98		10:27:20.294

Weather / Track : Cloudy / Dry

Donington Park GP
Circuit Length = 2.4873 miles
Start: 10:15 Flag 10:26 End: 10:28

BMCRC - MRO Championships 2016 - Rnd 2 @ Donington Park GP

Team Respro MRO 600 inc Clubman 600

RACE 2 - SECTOR ANALYSIS

SECTOR 1 = FL to I1, SECTOR 2 = I1 to FL, DIFF = Difference To Personal Best Lap

P17 11 C		Josh HARVEY		Yamaha - NR Racing		
IDEAL LAP TIME : 1:41.734		BEST LAP TIME : 1:41.867		DIFFERENCE : 0.133		
LAP	SECTOR 1	SECTOR 2	LAP TIME	MPH	DIFF	TIME OF DAY
1 -		55.537	1:53.312	79.02	11.445	10:17:02.221
2 -	50.908	53.995	1:44.903	85.35	3.036	10:18:47.124
3 -	49.928	52.670	1:42.598 (3)	87.27	0.731	10:20:29.722
4 -	49.793	53.488	1:43.281	86.69	1.414	10:22:13.003
5 -	50.770	52.669	1:43.439	86.56	1.572	10:23:56.442
6 -	49.714	52.521	1:42.235 (2)	87.58	0.368	10:25:38.677
7 -	49.847	52.020	1:41.867 (1)	87.90		10:27:20.544

P18 149 C		Callum HAMMETT		Yamaha -		
IDEAL LAP TIME : 1:44.193		BEST LAP TIME : 1:44.193		DIFFERENCE : 0.000		
LAP	SECTOR 1	SECTOR 2	LAP TIME	MPH	DIFF	TIME OF DAY
1 -		54.869	1:54.415	78.26	10.222	10:17:03.324
2 -	51.754	53.840	1:45.594	84.80	1.401	10:18:48.918
3 -	51.457	53.159	1:44.616 (2)	85.59	0.423	10:20:33.534
4 -	51.146	53.047	1:44.193 (1)	85.94		10:22:17.727
5 -	51.153	53.525	1:44.678 (3)	85.54	0.485	10:24:02.405
6 -	51.251	53.439	1:44.690	85.53	0.497	10:25:47.095
7 -	51.239	54.138	1:45.377	84.97	1.184	10:27:32.472

P19 56 C		Michael MILLS		Yamaha - A51R		
IDEAL LAP TIME : 1:44.485		BEST LAP TIME : 1:44.599		DIFFERENCE : 0.114		
LAP	SECTOR 1	SECTOR 2	LAP TIME	MPH	DIFF	TIME OF DAY
1 -		55.589	1:54.492	78.21	9.893	10:17:03.401
2 -	51.904	54.497	1:46.401	84.15	1.802	10:18:49.802
3 -	51.376	53.611	1:44.987	85.29	0.388	10:20:34.789
4 -	51.340	53.267	1:44.607 (2)	85.60	0.008	10:22:19.396
5 -	51.298	53.301	1:44.599 (1)	85.60		10:24:03.995
6 -	51.218	53.589	1:44.807 (3)	85.43	0.208	10:25:48.802
7 -	51.266	53.836	1:45.102	85.19	0.503	10:27:33.904

P20 64 C		Barry CHAMBERLAIN		Suzuki - Goldline Maintenance Services		
IDEAL LAP TIME : 1:44.496		BEST LAP TIME : 1:44.496		DIFFERENCE : 0.000		
LAP	SECTOR 1	SECTOR 2	LAP TIME	MPH	DIFF	TIME OF DAY
1 -		54.966	1:53.084	79.18	8.588	10:17:01.993
2 -	51.798	54.129	1:45.927	84.53	1.431	10:18:47.920
3 -	51.713	53.938	1:45.651	84.75	1.155	10:20:33.571
4 -	51.622	54.120	1:45.742	84.68	1.246	10:22:19.313
5 -	51.661	53.886	1:45.547 (3)	84.83	1.051	10:24:04.860
6 -	51.120	53.735	1:44.855 (2)	85.39	0.359	10:25:49.715
7 -	50.883	53.613	1:44.496 (1)	85.69		10:27:34.211

P21 71		Grant MCINTOSH		Triumph - Neils Autos, Wakefield		
IDEAL LAP TIME : 1:44.977		BEST LAP TIME : 1:45.362		DIFFERENCE : 0.385		
LAP	SECTOR 1	SECTOR 2	LAP TIME	MPH	DIFF	TIME OF DAY
1 -		54.978	1:52.653	79.48	7.291	10:17:01.562
2 -	51.708	53.875	1:45.583	84.80	0.221	10:18:47.145
3 -	52.020	53.426	1:45.446 (3)	84.91	0.084	10:20:32.591
4 -	52.053	53.768	1:45.821	84.61	0.459	10:22:18.412
5 -	52.093	53.269	1:45.362 (1)	84.98		10:24:03.774
6 -	51.864	53.593	1:45.457	84.91	0.095	10:25:49.231
7 -	52.024	53.414	1:45.438 (2)	84.92	0.076	10:27:34.669

P22 58		Jamie LOVEDAY		Kawasaki - Insignia signs		
IDEAL LAP TIME :		BEST LAP TIME : 1:44.711		DIFFERENCE :		
LAP	SECTOR 1	SECTOR 2	LAP TIME	MPH	DIFF	TIME OF DAY

Weather / Track : Cloudy / Dry

Donington Park GP
Circuit Length = 2.4873 miles
Start: 10:15 Flag 10:26 End: 10:28

BMCRC - MRO Championships 2016 - Rnd 2 @ Donington Park GP

Team Respro MRO 600 inc Clubman 600

RACE 2 - SECTOR ANALYSIS

SECTOR 1 = FL to I1, SECTOR 2 = I1 to FL, DIFF = Difference To Personal Best Lap

1 -			1:58.835	75.35	14.124	10:17:07.744
2 -			1:46.919	83.74	2.208	10:18:54.663
3 -			1:46.269	84.26	1.558	10:20:40.932
4 -			1:45.310	85.02	0.599	10:22:26.242
5 -			1:44.898 (3)	85.36	0.187	10:24:11.140
6 -			1:44.838 (2)	85.41	0.127	10:25:55.978
7 -			1:44.711 (1)	85.51		10:27:40.689

P23 3 Emma JARMAN		Yamaha - RDRacing & EDIAsia				
IDEAL LAP TIME : 1:44.604		BEST LAP TIME : 1:44.974		DIFFERENCE : 0.370		
LAP	SECTOR 1	SECTOR 2	LAP TIME	MPH	DIFF	TIME OF DAY
1 -		55.125	1:56.304	76.99	11.330	10:17:05.213
2 -	53.027	54.260	1:47.287	83.46	2.313	10:18:52.500
3 -	53.320	53.737	1:47.057	83.64	2.083	10:20:39.557
4 -	52.336	53.408	1:45.744 (3)	84.68	0.770	10:22:25.301
5 -	51.894	53.080	1:44.974 (1)	85.30		10:24:10.275
6 -	52.441	53.863	1:46.304	84.23	1.330	10:25:56.579
7 -	51.524	53.992	1:45.516 (2)	84.86	0.542	10:27:42.095

P24 77 C Jason HOLLAND		Triumph - JH autos imperial car hire				
IDEAL LAP TIME : 1:46.265		BEST LAP TIME : 1:46.479		DIFFERENCE : 0.214		
LAP	SECTOR 1	SECTOR 2	LAP TIME	MPH	DIFF	TIME OF DAY
1 -		55.389	1:55.981	77.20	9.502	10:17:04.890
2 -	53.411	55.483	1:48.894	82.23	2.415	10:18:53.784
3 -	53.216	55.199	1:48.415	82.59	1.936	10:20:42.199
4 -	53.277	54.132	1:47.409 (2)	83.36	0.930	10:22:29.608
5 -	53.033	54.536	1:47.569 (3)	83.24	1.090	10:24:17.177
6 -	52.133	54.346	1:46.479 (1)	84.09		10:26:03.656
7 -	53.612	54.344	1:47.956	82.94	1.477	10:27:51.612

P25 7 C Mitch DUCRAN		Yamaha -				
IDEAL LAP TIME : 1:45.896		BEST LAP TIME : 1:46.787		DIFFERENCE : 0.891		
LAP	SECTOR 1	SECTOR 2	LAP TIME	MPH	DIFF	TIME OF DAY
1 -		55.384	1:54.176	78.42	7.389	10:17:03.085
2 -	51.854	56.560	1:48.414	82.59	1.627	10:18:51.499
3 -	54.390	55.920	1:50.310	81.17	3.523	10:20:41.809
4 -	53.102	55.156	1:48.258	82.71	1.471	10:22:30.067
5 -	53.244	54.760	1:48.004 (3)	82.90	1.217	10:24:18.071
6 -	52.745	54.042	1:46.787 (1)	83.85		10:26:04.858
7 -	52.066	54.853	1:46.919 (2)	83.74	0.132	10:27:51.777

P26 4 Emmett BURKE		Honda - Sunflame				
IDEAL LAP TIME : 1:46.786		BEST LAP TIME : 1:46.819		DIFFERENCE : 0.033		
LAP	SECTOR 1	SECTOR 2	LAP TIME	MPH	DIFF	TIME OF DAY
1 -		56.165	1:57.122	76.45	10.303	10:17:06.031
2 -	52.901	55.731	1:48.632	82.42	1.813	10:18:54.663
3 -	52.756	55.153	1:47.909	82.98	1.090	10:20:42.572
4 -	52.020	55.390	1:47.410 (2)	83.36	0.591	10:22:29.982
5 -	52.662	54.839	1:47.501 (3)	83.29	0.682	10:24:17.483
6 -	52.053	54.766	1:46.819 (1)	83.82		10:26:04.302
7 -	52.353	55.400	1:47.753	83.10	0.934	10:27:52.055

P27 159 Jack HARVEY		Yamaha -				
IDEAL LAP TIME : 1:46.792		BEST LAP TIME : 1:46.874		DIFFERENCE : 0.082		
LAP	SECTOR 1	SECTOR 2	LAP TIME	MPH	DIFF	TIME OF DAY
1 -		56.190	1:55.567	77.48	8.693	10:17:04.476
2 -	52.393	54.825	1:47.218 (2)	83.51	0.344	10:18:51.694
3 -	52.909	56.911	1:49.820	81.53	2.946	10:20:41.514
4 -	52.499	54.971	1:47.470 (3)	83.32	0.596	10:22:28.984

Weather / Track : Cloudy / Dry

Donington Park GP
Circuit Length = 2.4873 miles
Start: 10:15 Flag 10:26 End: 10:28

BMCRC - MRO Championships 2016 - Rnd 2 @ Donington Park GP

Team Respro MRO 600 inc Clubman 600

RACE 2 - SECTOR ANALYSIS

SECTOR 1 = FL to I1, SECTOR 2 = I1 to FL, DIFF = Difference To Personal Best Lap

5 -	53.062	55.856	1:48.918	82.21	2.044	10:24:17.902
6 -	51.967	54.907	1:46.874 (1)	83.78		10:26:04.776
7 -	52.751	54.869	1:47.620	83.20	0.746	10:27:52.396

P28	17	Ryan VARLEY	Yamaha -			
IDEAL LAP TIME : 1:47.864		BEST LAP TIME : 1:47.864	DIFFERENCE : 0.000			
LAP	SECTOR 1	SECTOR 2	LAP TIME	MPH	DIFF	TIME OF DAY
1 -		57.112	1:59.573	74.88	11.709	10:17:08.482
2 -	54.423	56.564	1:50.987	80.68	3.123	10:18:59.469
3 -	54.619	55.859	1:50.478	81.05	2.614	10:20:49.947
4 -	54.240	55.705	1:49.945	81.44	2.081	10:22:39.892
5 -	54.106	55.280	1:49.386 (3)	81.86	1.522	10:24:29.278
6 -	53.481	54.383	1:47.864 (1)	83.01		10:26:17.142
7 -	53.897	55.257	1:49.154 (2)	82.03	1.290	10:28:06.296

P29	12 C	Andrew WELLS	Suzuki -			
IDEAL LAP TIME : 1:48.847		BEST LAP TIME : 1:48.847	DIFFERENCE : 0.000			
LAP	SECTOR 1	SECTOR 2	LAP TIME	MPH	DIFF	TIME OF DAY
1 -		58.143	2:00.099	74.55	11.252	10:17:09.008
2 -	54.287	57.888	1:52.175	79.82	3.328	10:19:01.183
3 -	54.304	57.014	1:51.318	80.44	2.471	10:20:52.501
4 -	53.818	56.363	1:50.181	81.27	1.334	10:22:42.682
5 -	53.147	56.688	1:49.835 (3)	81.52	0.988	10:24:32.517
6 -	52.976	55.871	1:48.847 (1)	82.26		10:26:21.364
7 -	53.011	55.930	1:48.941 (2)	82.19	0.094	10:28:10.305

P30	41	Alan NAYLOR	Kawasaki -			
IDEAL LAP TIME : 1:47.377		BEST LAP TIME : 1:47.377	DIFFERENCE : 0.000			
LAP	SECTOR 1	SECTOR 2	LAP TIME	MPH	DIFF	TIME OF DAY
1 -		59.322	2:05.678	71.24	18.301	10:17:14.587
2 -	56.014	55.969	1:51.983	79.96	4.606	10:19:06.570
3 -	53.286	55.405	1:48.691	82.38	1.314	10:20:55.261
4 -	53.051	55.259	1:48.310 (3)	82.67	0.933	10:22:43.571
5 -	52.859	55.734	1:48.593	82.45	1.216	10:24:32.164
6 -	52.172	55.205	1:47.377 (1)	83.39		10:26:19.541
7 -	52.266	55.451	1:47.717 (2)	83.12	0.340	10:28:07.258

P31	87 C	Craig BAKER	Kawasaki - P.Baker auto repairs LTD			
IDEAL LAP TIME : 1:55.254		BEST LAP TIME : 1:55.254	DIFFERENCE : 0.000			
LAP	SECTOR 1	SECTOR 2	LAP TIME	MPH	DIFF	TIME OF DAY
1 -		59.389	2:05.539	71.32	10.285	10:17:14.448
2 -	58.077	58.741	1:56.818 (3)	76.65	1.564	10:19:11.266
3 -	58.465	58.847	1:57.312	76.33	2.058	10:21:08.578
4 -	56.902	58.352	1:55.254 (1)	77.69		10:23:03.832
5 -	58.298	58.970	1:57.268	76.35	2.014	10:25:01.100
6 -	57.176	59.421	1:56.597 (2)	76.79	1.343	10:26:57.697

P32	27	George HINDLE	Triumph -			
IDEAL LAP TIME : 1:50.604		BEST LAP TIME : 1:51.567	DIFFERENCE : 0.963			
LAP	SECTOR 1	SECTOR 2	LAP TIME	MPH	DIFF	TIME OF DAY
1 -		57.404	1:59.065	75.20	7.498	10:17:07.974
2 -	53.677	58.935	1:52.612 (3)	79.51	1.045	10:19:00.586
3 -	54.640	56.927	1:51.567 (1)	80.26		10:20:52.153
4 -	54.792	56.987	1:51.779 (2)	80.10	0.212	10:22:43.932
5 -	56.207	IN PIT	2:03.845 P	72.30	12.278	10:24:47.777

Weather / Track : Cloudy / Dry

Donington Park GP
Circuit Length = 2.4873 miles
Start: 10:15 Flag 10:26 End: 10:28

BMCRC - MRO Championships 2016 - Rnd 2 @ Donington Park GP

Team Respro MRO 600 inc Clubman 600

RACE 2 - BEST SECTORS

SECTOR 1			SECTOR 2			IDEAL / BEST COMPARISON						
POS	NO	NAME	TIME	NO	NAME	TIME	POS	NO	NAME	IDEAL	BEST	DIFF
									PERFECT LAP	1:38.171		
1	81	CLARKE	47.909	6	PETTIT	50.262	1	6	PETTIT	1:38.209	1:38.393	0.184
2	6	PETTIT	47.947	127	TINKLER	50.462	2	81	CLARKE	1:38.432	1:38.771	0.339
3	74	MORPHETT	48.153	74	MORPHETT	50.469	3	74	MORPHETT	1:38.622	1:38.622	0.000
4	8	NEWSTEAD	48.248	81	CLARKE	50.523	4	127	TINKLER	1:38.856	1:39.010	0.154
5	127	TINKLER	48.394	777	WILLIAMS	50.577	5	8	NEWSTEAD	1:39.047	1:39.080	0.033
6	44	PLATTON	48.709	8	NEWSTEAD	50.799	6	777	WILLIAMS	1:40.044	1:40.044	0.000
7	76	BYARD	48.820	49	MCLURG	51.087	7	38	HEWSON	1:40.112	1:40.112	0.000
8	52	COTGROVE	48.914	38	HEWSON	51.163	8	76	BYARD	1:40.268	1:40.268	0.000
9	38	HEWSON	48.949	187	HALL	51.263	9	52	COTGROVE	1:40.278	1:40.278	0.000
10	24	EDSER	49.145	24	EDSER	51.353	10	49	MCLURG	1:40.401	1:40.605	0.204
11	59	TUCKER	49.171	52	COTGROVE	51.364	11	24	EDSER	1:40.498	1:41.269	0.771
12	187	HALL	49.245	59	TUCKER	51.399	12	44	PLATTON	1:40.502	1:40.581	0.079
13	49	MCLURG	49.314	76	BYARD	51.448	13	187	HALL	1:40.508	1:40.654	0.146
14	777	WILLIAMS	49.467	79	WAKE	51.601	14	59	TUCKER	1:40.570	1:40.973	0.403
15	177	JORDAN	49.474	44	PLATTON	51.793	15	79	WAKE	1:41.227	1:41.227	0.000
16	79	WAKE	49.626	11	HARVEY	52.020	16	11	HARVEY	1:41.734	1:41.867	0.133
17	11	HARVEY	49.714	177	JORDAN	52.294	17	177	JORDAN	1:41.768	1:41.768	0.000
18	64	CHAMBERLAIN	50.883	149	HAMMETT	53.047	18	149	HAMMETT	1:44.193	1:44.193	0.000
19	149	HAMMETT	51.146	3	JARMAN	53.080	19	56	MILLS	1:44.485	1:44.599	0.114
20	56	MILLS	51.218	56	MILLS	53.267	20	64	CHAMBERLAIN	1:44.496	1:44.496	0.000
21	3	JARMAN	51.524	71	MCINTOSH	53.269	21	3	JARMAN	1:44.604	1:44.974	0.370
22	71	MCINTOSH	51.708	64	CHAMBERLAIN	53.613	22	71	MCINTOSH	1:44.977	1:45.362	0.385
23	7	DUCRAN	51.854	7	DUCRAN	54.042	23	7	DUCRAN	1:45.896	1:46.787	0.891
24	159	HARVEY	51.967	77	HOLLAND	54.132	24	77	HOLLAND	1:46.265	1:46.479	0.214
25	4	BURKE	52.020	17	VARLEY	54.383	25	4	BURKE	1:46.786	1:46.819	0.033
26	77	HOLLAND	52.133	4	BURKE	54.766	26	159	HARVEY	1:46.792	1:46.874	0.082
27	41	NAYLOR	52.172	159	HARVEY	54.825	27	41	NAYLOR	1:47.377	1:47.377	0.000
28	12	WELLS	52.976	41	NAYLOR	55.205	28	17	VARLEY	1:47.864	1:47.864	0.000
29	17	VARLEY	53.481	12	WELLS	55.871	29	12	WELLS	1:48.847	1:48.847	0.000
30	27	HINDLE	53.677	27	HINDLE	56.927	30	27	HINDLE	1:50.604	1:51.567	0.963
31	87	BAKER	56.902	87	BAKER	58.352	31	87	BAKER	1:55.254	1:55.254	0.000
32							32	58	LOVEDAY		1:44.711	

Weather / Track : Cloudy / Dry

Results can be found at www.tsl-timing.com

Donington Park GP

Circuit Length = 2.4873 miles

Start: 10:15 Flag 10:26 End: 10:28

Printed - 10:29 Sunday, 10 April 2016

BMCRC - MRO Championships 2016 - Rnd 2 @ Donington Park GP

Team Respro MRO 600 inc Clubman 600

RACE 14 - CLASSIFICATION

POS	NO	CL	PIC NAME	ENTRY	LAPS	TIME	GAP	DIFF	MPH	BEST	ON
1	81		1 Adam CLARKE	Yamaha -	6	9:54.387			90.16	1:37.083	5
2	8		2 Grant NEWSTEAD	Yamaha - Tinklers Motorcycles	6	9:59.816	5.429	5.429	89.34	1:37.977	6
3	127		3 David TINKLER	Yamaha -	6	10:00.706	6.319	0.890	89.21	1:38.186	6
4	6	C	1 Dominic PETTIT	Yamaha - Camclad Contractors	6	10:01.151	6.764	0.445	89.14	1:38.574	6
5	74		4 Joe MORPHETT	Yamaha - Inta	6	10:02.008	7.621	0.857	89.01	1:38.544	6
6	44	C	2 Hayden PLATTON	Kawasaki - NR Racing	6	10:06.462	12.075	4.454	88.36	1:38.854	6
7	76		5 Jason BYARD	Suzuki - May Construction	6	10:07.709	13.322	1.247	88.18	1:38.705	6
8	38		6 David HEWSON	Kawasaki - Obsession Engineering Limited	6	10:07.711	13.324	0.002	88.18	1:39.197	6
9	52	C	3 Ben COTGROVE	Triumph - NR Racing	6	10:12.695	18.308	4.984	87.46	1:40.614	3
10	187		7 Michael HALL	Kawasaki -	6	10:12.879	18.492	0.184	87.44	1:40.665	5
11	777	C	4 Mason WILLIAMS	Yamaha - Steve Jordan Motorcycles	6	10:13.058	18.671	0.179	87.41	1:40.794	5
12	59	C	5 Simon TUCKER	Yamaha - Area51racing	6	10:16.291	21.904	3.233	86.95	1:41.223	6
13	79	C	6 David WAKE	Yamaha -	6	10:16.945	22.558	0.654	86.86	1:41.062	6
14	11	C	7 Josh HARVEY	Yamaha - NR Racing	6	10:17.563	23.176	0.618	86.77	1:40.861	4
15	24	C	8 Callagh EDSEER	Yamaha -	6	10:17.735	23.348	0.172	86.75	1:40.617	6
16	177		8 Steve JORDAN	Triumph - stevejordan motorcycles/Bernard Elliott	6	10:20.949	26.562	3.214	86.30	1:41.969	2
17	64	C	9 Barry CHAMBERLAIN	Suzuki - Goldline Maintenance Services	6	10:27.229	32.842	6.280	85.43	1:42.788	5
18	32	C	10 Mark PIPER	Yamaha - please sponsor me	6	10:31.463	37.076	4.234	84.86	1:41.405	5
19	56	C	11 Michael MILLS	Yamaha - A51R	6	10:32.146	37.759	0.683	84.77	1:43.629	6
20	3		9 Emma JARMAN	Yamaha - RDRacing & EDIAsia	6	10:32.758	38.371	0.612	84.69	1:42.634	6
21	71		10 Grant MCINTOSH	Triumph - Neils Autos, Wakefield	6	10:35.799	41.412	3.041	84.28	1:44.149	4
22	7	C	12 Mitch DUCRAN	Yamaha -	6	10:43.755	49.368	7.956	83.24	1:45.326	4
23	58		11 Jamie LOVEDAY	Kawasaki - Insignia signs	6	10:46.082	51.695	2.327	82.94	1:44.199	6
24	41		12 Alan NAYLOR	Kawasaki -	6	10:47.134	52.747	1.052	82.81	1:44.417	6
25	77	C	13 Jason HOLLAND	Triumph - JH autos imperial car hire	6	10:51.991	57.604	4.857	82.19	1:46.433	2
26	159		13 Jack HARVEY	Yamaha -	6	10:52.790	58.403	0.799	82.09	1:46.544	2
27	4		14 Emmett BURKE	Honda - Sunflame	6	10:56.259	1:01.872	3.469	81.66	1:47.143	5
28	27		15 George HINDLE	Triumph -	6	10:56.757	1:02.370	0.498	81.59	1:46.719	3
29	12	C	14 Andrew WELLS	Suzuki -	6	10:59.179	1:04.792	2.422	81.29	1:47.881	2
30	17		16 Ryan VARLEY	Yamaha -	6	11:06.259	1:11.872	7.080	80.43	1:46.278	6
31	87	C	15 Craig BAKER	Kawasaki - P.Baker auto repairs LTD	6	11:17.141	1:22.754	10.882	79.14	1:50.867	5

NOT CLASSIFIED

DNF	86	C	David SHOUBRIDGE	Kawasaki - ASAP (allsignsallprint)	3	5:20.341	3 Laps	3 Laps	83.43	1:42.790	2
-----	----	---	------------------	------------------------------------	---	----------	--------	--------	-------	----------	---

FASTEST LAP

	81		Adam CLARKE	Yamaha -	5	1:37.083		92.23 mph		148.43 kph	
	6	C	Dominic PETTIT	Yamaha - Camclad Contractors	6	1:38.574		90.83 mph		146.19 kph	

Class - 90% of Race Speed = 81.14 mph
 Class C - 90% of Race Speed = 80.22 mph

Donington Park GP
 Circuit Length = 2.4873 miles
 Start: 14:56 Flag 15:06 End: 15:08

Weather / Track : Cloudy / Dry

These results are provisional until the conclusion of any judicial and technical matters.

Clerk Of Course :	Timekeeper :
-------------------	--------------

Results can be found at www.tsl-timing.com

Printed - 15:09 Sunday, 10 April 2016



BMCRC - MRO Championships 2016 - Rnd 2 @ Donington Park GP

Team Respro MRO 600 inc Clubman 600

RACE 14 - LAP CHART

LAP 1 @ 14:58:36.460

NO	BEHIND	LAP TIME
127		1:43.672
6	0.241	1:43.913
81	0.502	1:44.174
8	1.389	1:45.061
74	1.814	1:45.486
187	2.380	1:46.052
38	3.130	1:46.802
52	3.149	1:46.821
777	3.453	1:47.125
44	3.614	1:47.286
76	3.874	1:47.546
59	4.583	1:48.255
79	4.773	1:48.445
177	5.498	1:49.170
24	5.844	1:49.516
11	6.236	1:49.908
64	6.573	1:50.245
71	7.050	1:50.722
56	7.216	1:50.888
3	8.135	1:51.807
77	8.744	1:52.416
86	8.951	1:52.623
7	9.777	1:53.449
159	10.622	1:54.294
12	12.016	1:55.688
4	12.807	1:56.479
58	12.830	1:56.502
27	13.144	1:56.816
41	13.914	1:57.586
87	15.579	1:59.251
32	17.191	2:00.863
17	22.896	2:06.568

LAP 2 @ 15:00:16.137

NO	BEHIND	LAP TIME
127		1:39.677
81	0.568	1:39.743
6	0.862	1:40.298
8	1.130	1:39.418
74	2.220	1:40.083
38	3.686	1:40.233
187	4.120	1:41.417
44	4.445	1:40.508
76	4.704	1:40.507
52	4.734	1:41.262
777	4.964	1:41.188
59	6.618	1:41.712
79	7.111	1:42.015
177	7.790	1:41.969
11	8.842	1:42.283
24	8.922	1:42.755
64	9.963	1:43.067
56	11.437	1:43.898
71	11.783	1:44.410
86	12.064	1:42.790
3	12.819	1:44.361
77	15.500	1:46.433
7	16.263	1:46.163
159	17.489	1:46.544
12	20.220	1:47.881
27	21.134	1:47.667
32	21.180	1:43.666

41	22.052	1:47.815
58	22.575	1:49.422
4	22.877	1:49.747
87	27.340	1:51.438
17	33.390	1:50.171

LAP 3 @ 15:01:54.752

NO	BEHIND	LAP TIME
81		1:38.047
127	1.113	1:39.728
8	1.395	1:38.880
6	1.995	1:39.748
74	3.474	1:39.869
38	5.489	1:40.418
44	5.862	1:40.032
52	6.733	1:40.614
187	6.965	1:41.460
777	7.376	1:41.027
76	7.392	1:41.303
59	10.080	1:42.077
79	10.752	1:42.256
177	11.542	1:42.367
11	11.636	1:41.409
24	11.986	1:41.679
64	14.791	1:43.443
86	18.377	1:44.928
56	18.555	1:45.733
71	18.997	1:45.829
3	19.317	1:45.113
7	24.323	1:46.675
77	24.496	1:47.611
32	24.593	1:42.028
159	26.938	1:48.064
41	28.875	1:45.438
27	29.238	1:46.719
58	30.080	1:46.120
12	30.962	1:49.357
4	31.710	1:47.448
87	41.469	1:52.744
17	43.499	1:48.724

LAP 4 @ 15:03:32.154

NO	BEHIND	LAP TIME
81		1:37.402
127	3.503	1:39.792
8	3.887	1:39.894
6	4.121	1:39.528
74	5.320	1:39.248
38	8.338	1:40.251
44	8.517	1:40.057
76	10.512	1:40.522
187	10.666	1:41.103
52	10.784	1:41.453
777	11.060	1:41.086
59	14.258	1:41.580
79	14.732	1:41.382
11	15.095	1:40.861
24	16.545	1:41.961
177	16.558	1:42.418
64	20.875	1:43.486
56	24.846	1:43.693
71	25.744	1:44.149
3	26.446	1:44.531
32	28.880	1:41.689

7	32.247	1:45.326
77	34.759	1:47.665
41	36.333	1:44.860
159	37.286	1:47.750
58	37.525	1:44.847
27	39.481	1:47.645
4	42.546	1:48.238
12	42.816	1:49.256
17	53.957	1:47.860
87	55.366	1:51.299

LAP 5 @ 15:05:09.237

NO	BEHIND	LAP TIME
81		1:37.083
8	5.390	1:38.586
127	6.071	1:39.651
6	6.128	1:39.090
74	7.015	1:38.778
44	11.159	1:39.725
38	12.065	1:40.810
76	12.555	1:39.126
187	14.248	1:40.665
52	14.388	1:40.687
777	14.771	1:40.794
59	18.619	1:41.444
11	19.342	1:41.330
79	19.434	1:41.785
24	20.669	1:41.207
177	22.220	1:42.745
64	26.580	1:42.788
56	32.068	1:44.305
32	33.202	1:41.405
3	33.675	1:44.312
71	34.168	1:45.507
7	41.605	1:46.441
58	45.434	1:44.992
41	46.268	1:47.018
77	46.810	1:49.134
159	48.842	1:48.639
27	50.435	1:48.037
4	52.606	1:47.143
12	54.524	1:48.791
17	1:03.532	1:46.658
87	1:09.150	1:50.867

LAP 6 @ 15:06:47.175

NO	BEHIND	LAP TIME
81		1:37.938
8	5.429	1:37.977
127	6.319	1:38.186
6	6.764	1:38.574
74	7.621	1:38.544
44	12.075	1:38.854
76	13.322	1:38.705
38	13.324	1:39.197
52	18.308	1:41.858
187	18.492	1:42.182
777	18.671	1:41.838
59	21.904	1:41.223
79	22.558	1:41.062
11	23.176	1:41.772
24	23.348	1:40.617
177	26.562	1:42.280
64	32.842	1:44.200

32	37.076	1:41.812
56	37.759	1:43.629
3	38.371	1:42.634
71	41.412	1:45.182
7	49.368	1:45.701
58	51.695	1:44.199
41	52.747	1:44.417
77	57.604	1:48.732
159	58.403	1:47.499
4	1:01.872	1:47.204
27	1:02.370	1:49.873
12	1:04.792	1:48.206
17	1:11.872	1:46.278
87	1:22.754	1:51.542

Weather / Track : Cloudy / Dry

Donington Park GP

Circuit Length = 2.4873 miles

Start: 14:56 Flag 15:06 End: 15:08

Results can be found at www.tsl-timing.com

Printed - 15:10 Sunday, 10 April 2016

BMCRC - MRO Championships 2016 - Rnd 2 @ Donington Park GP

Team Respro MRO 600 inc Clubman 600

RACE 14 - SECTOR ANALYSIS

SECTOR 1 = FL to I1, SECTOR 2 = I1 to FL, DIFF = Difference To Personal Best Lap

P1 81 Adam CLARKE		Yamaha -				
IDEAL LAP TIME : 1:36.965		BEST LAP TIME : 1:37.083		DIFFERENCE : 0.118		
LAP	SECTOR 1	SECTOR 2	LAP TIME	MPH	DIFF	TIME OF DAY
1 -		50.683	1:44.174	85.95	7.091	14:58:36.962
2 -	48.791	50.952	1:39.743	89.77	2.660	15:00:16.705
3 -	48.246	49.801	1:38.047	91.32	0.964	15:01:54.752
4 -	47.655	49.747	1:37.402 (2)	91.93	0.319	15:03:32.154
5 -	47.662	49.421	1:37.083 (1)	92.23		15:05:09.237
6 -	47.544	50.394	1:37.938 (3)	91.42	0.855	15:06:47.175

P2 8 Grant NEWSTEAD		Yamaha - Tinklers Motorcycles				
IDEAL LAP TIME : 1:37.977		BEST LAP TIME : 1:37.977		DIFFERENCE : 0.000		
LAP	SECTOR 1	SECTOR 2	LAP TIME	MPH	DIFF	TIME OF DAY
1 -		51.264	1:45.061	85.23	7.084	14:58:37.849
2 -	48.214	51.204	1:39.418	90.06	1.441	15:00:17.267
3 -	48.222	50.658	1:38.880 (3)	90.55	0.903	15:01:56.147
4 -	48.444	51.450	1:39.894	89.63	1.917	15:03:36.041
5 -	48.233	50.353	1:38.586 (2)	90.82	0.609	15:05:14.627
6 -	47.962	50.015	1:37.977 (1)	91.39		15:06:52.604

P3 127 David TINKLER		Yamaha -				
IDEAL LAP TIME : 1:38.186		BEST LAP TIME : 1:38.186		DIFFERENCE : 0.000		
LAP	SECTOR 1	SECTOR 2	LAP TIME	MPH	DIFF	TIME OF DAY
1 -		51.477	1:43.672	86.37	5.486	14:58:36.460
2 -	48.979	50.698	1:39.677 (3)	89.83	1.491	15:00:16.137
3 -	49.091	50.637	1:39.728	89.78	1.542	15:01:55.865
4 -	48.822	50.970	1:39.792	89.73	1.606	15:03:35.657
5 -	49.024	50.627	1:39.651 (2)	89.85	1.465	15:05:15.308
6 -	48.505	49.681	1:38.186 (1)	91.19		15:06:53.494

P4 6 C Dominic PETTIT		Yamaha - Camclad Contractors				
IDEAL LAP TIME : 1:38.245		BEST LAP TIME : 1:38.574		DIFFERENCE : 0.329		
LAP	SECTOR 1	SECTOR 2	LAP TIME	MPH	DIFF	TIME OF DAY
1 -		51.814	1:43.913	86.17	5.339	14:58:36.701
2 -	48.863	51.435	1:40.298	89.27	1.724	15:00:16.999
3 -	48.672	51.076	1:39.748	89.77	1.174	15:01:56.747
4 -	48.307	51.221	1:39.528 (3)	89.96	0.954	15:03:36.275
5 -	48.498	50.592	1:39.090 (2)	90.36	0.516	15:05:15.365
6 -	48.636	49.938	1:38.574 (1)	90.83		15:06:53.939

P5 74 Joe MORPHETT		Yamaha - Inta				
IDEAL LAP TIME : 1:38.544		BEST LAP TIME : 1:38.544		DIFFERENCE : 0.000		
LAP	SECTOR 1	SECTOR 2	LAP TIME	MPH	DIFF	TIME OF DAY
1 -		51.888	1:45.486	84.88	6.942	14:58:38.274
2 -	48.845	51.238	1:40.083	89.47	1.539	15:00:18.357
3 -	49.080	50.789	1:39.869	89.66	1.325	15:01:58.226
4 -	48.598	50.650	1:39.248 (3)	90.22	0.704	15:03:37.474
5 -	48.100	50.678	1:38.778 (2)	90.65	0.234	15:05:16.252
6 -	47.966	50.578	1:38.544 (1)	90.86		15:06:54.796

P6 44 C Hayden PLATTON		Kawasaki - NR Racing				
IDEAL LAP TIME : 1:38.854		BEST LAP TIME : 1:38.854		DIFFERENCE : 0.000		
LAP	SECTOR 1	SECTOR 2	LAP TIME	MPH	DIFF	TIME OF DAY
1 -		53.091	1:47.286	83.46	8.432	14:58:40.074
2 -	48.967	51.541	1:40.508	89.09	1.654	15:00:20.582
3 -	48.767	51.265	1:40.032 (3)	89.51	1.178	15:02:00.614
4 -	48.654	51.403	1:40.057	89.49	1.203	15:03:40.671
5 -	48.844	50.881	1:39.725 (2)	89.79	0.871	15:05:20.396

Weather / Track : Cloudy / Dry

Donington Park GP
Circuit Length = 2.4873 miles
Start: 14:56 Flag 15:06 End: 15:08

BMCRC - MRO Championships 2016 - Rnd 2 @ Donington Park GP

Team Respro MRO 600 inc Clubman 600

RACE 14 - SECTOR ANALYSIS

SECTOR 1 = FL to I1, SECTOR 2 = I1 to FL, DIFF = Difference To Personal Best Lap

6 - **48.042** **50.812** **1:38.854 (1)** **90.58** **15:06:59.250**

P7 76		Jason BYARD		Suzuki - May Construction		
IDEAL LAP TIME : 1:38.705		BEST LAP TIME : 1:38.705		DIFFERENCE : 0.000		
LAP	SECTOR 1	SECTOR 2	LAP TIME	MPH	DIFF	TIME OF DAY
1 -		52.231	1:47.546	83.26	8.841	14:58:40.334
2 -	49.010	51.497	1:40.507 (3)	89.09	1.802	15:00:20.841
3 -	49.260	52.043	1:41.303	88.39	2.598	15:02:02.144
4 -	49.279	51.243	1:40.522	89.07	1.817	15:03:42.666
5 -	48.669	50.457	1:39.126 (2)	90.33	0.421	15:05:21.792
6 -	48.263	50.442	1:38.705 (1)	90.71		15:07:00.497

P8 38		David HEWSON		Kawasaki - Obsession Engineering Limited		
IDEAL LAP TIME : 1:39.197		BEST LAP TIME : 1:39.197		DIFFERENCE : 0.000		
LAP	SECTOR 1	SECTOR 2	LAP TIME	MPH	DIFF	TIME OF DAY
1 -		52.332	1:46.802	83.84	7.605	14:58:39.590
2 -	49.141	51.092	1:40.233 (2)	89.33	1.036	15:00:19.823
3 -	49.164	51.254	1:40.418	89.17	1.221	15:02:00.241
4 -	48.870	51.381	1:40.251 (3)	89.32	1.054	15:03:40.492
5 -	48.859	51.951	1:40.810	88.82	1.613	15:05:21.302
6 -	48.508	50.689	1:39.197 (1)	90.26		15:07:00.499

P9 52 C		Ben COTGROVE		Triumph - NR Racing		
IDEAL LAP TIME : 1:40.146		BEST LAP TIME : 1:40.614		DIFFERENCE : 0.468		
LAP	SECTOR 1	SECTOR 2	LAP TIME	MPH	DIFF	TIME OF DAY
1 -		52.784	1:46.821	83.82	6.207	14:58:39.609
2 -	49.258	52.004	1:41.262 (3)	88.42	0.648	15:00:20.871
3 -	49.475	51.139	1:40.614 (1)	88.99		15:02:01.485
4 -	49.399	52.054	1:41.453	88.26	0.839	15:03:42.938
5 -	49.007	51.680	1:40.687 (2)	88.93	0.073	15:05:23.625
6 -	49.582	52.276	1:41.858	87.91	1.244	15:07:05.483

P10 187		Michael HALL		Kawasaki -		
IDEAL LAP TIME : 1:40.665		BEST LAP TIME : 1:40.665		DIFFERENCE : 0.000		
LAP	SECTOR 1	SECTOR 2	LAP TIME	MPH	DIFF	TIME OF DAY
1 -		52.784	1:46.052	84.43	5.387	14:58:38.840
2 -	49.781	51.636	1:41.417 (3)	88.29	0.752	15:00:20.257
3 -	49.701	51.759	1:41.460	88.25	0.795	15:02:01.717
4 -	49.383	51.720	1:41.103 (2)	88.56	0.438	15:03:42.820
5 -	49.113	51.552	1:40.665 (1)	88.95		15:05:23.485
6 -	49.833	52.349	1:42.182	87.63	1.517	15:07:05.667

P11 777 C		Mason WILLIAMS		Yamaha - Steve Jordan Motorcycles		
IDEAL LAP TIME : 1:40.587		BEST LAP TIME : 1:40.794		DIFFERENCE : 0.207		
LAP	SECTOR 1	SECTOR 2	LAP TIME	MPH	DIFF	TIME OF DAY
1 -		52.349	1:47.125	83.58	6.331	14:58:39.913
2 -	49.946	51.242	1:41.188	88.49	0.394	15:00:21.101
3 -	49.785	51.242	1:41.027 (2)	88.63	0.233	15:02:02.128
4 -	49.924	51.162	1:41.086 (3)	88.58	0.292	15:03:43.214
5 -	49.948	50.846	1:40.794 (1)	88.83		15:05:24.008
6 -	49.741	52.097	1:41.838	87.92	1.044	15:07:05.846

P12 59 C		Simon TUCKER		Yamaha - Area51racing		
IDEAL LAP TIME : 1:40.512		BEST LAP TIME : 1:41.223		DIFFERENCE : 0.711		
LAP	SECTOR 1	SECTOR 2	LAP TIME	MPH	DIFF	TIME OF DAY
1 -		52.838	1:48.255	82.71	7.032	14:58:41.043
2 -	48.973	52.739	1:41.712	88.03	0.489	15:00:22.755
3 -	49.829	52.248	1:42.077	87.72	0.854	15:02:04.832

Weather / Track : Cloudy / Dry

Donington Park GP
Circuit Length = 2.4873 miles
Start: 14:56 Flag 15:06 End: 15:08

BMCRC - MRO Championships 2016 - Rnd 2 @ Donington Park GP

Team Respro MRO 600 inc Clubman 600

RACE 14 - SECTOR ANALYSIS

SECTOR 1 = FL to I1, SECTOR 2 = I1 to FL, DIFF = Difference To Personal Best Lap

4 -	49.444	52.136	1:41.580 (3)	88.15	0.357	15:03:46.412
5 -	49.579	51.865	1:41.444 (2)	88.26	0.221	15:05:27.856
6 -	49.684	51.539	1:41.223 (1)	88.46		15:07:09.079

P13 79 C	David WAKE	Yamaha -				
IDEAL LAP TIME : 1:40.993	BEST LAP TIME : 1:41.062	DIFFERENCE : 0.069				
LAP	SECTOR 1	SECTOR 2	LAP TIME	MPH	DIFF	TIME OF DAY
1 -		53.491	1:48.445	82.57	7.383	14:58:41.233
2 -	49.385	52.630	1:42.015	87.77	0.953	15:00:23.248
3 -	49.627	52.629	1:42.256	87.56	1.194	15:02:05.504
4 -	49.335	52.047	1:41.382 (2)	88.32	0.320	15:03:46.886
5 -	49.397	52.388	1:41.785 (3)	87.97	0.723	15:05:28.671
6 -	49.404	51.658	1:41.062 (1)	88.60		15:07:09.733

P14 11 C	Josh HARVEY	Yamaha - NR Racing				
IDEAL LAP TIME : 1:40.819	BEST LAP TIME : 1:40.861	DIFFERENCE : 0.042				
LAP	SECTOR 1	SECTOR 2	LAP TIME	MPH	DIFF	TIME OF DAY
1 -		53.753	1:49.908	81.47	9.047	14:58:42.696
2 -	50.187	52.096	1:42.283	87.54	1.422	15:00:24.979
3 -	49.252	52.157	1:41.409 (3)	88.30	0.548	15:02:06.388
4 -	49.294	51.567	1:40.861 (1)	88.78		15:03:47.249
5 -	49.379	51.951	1:41.330 (2)	88.36	0.469	15:05:28.579
6 -	49.269	52.503	1:41.772	87.98	0.911	15:07:10.351

P15 24 C	Callaghn EDSER	Yamaha -				
IDEAL LAP TIME : 1:40.617	BEST LAP TIME : 1:40.617	DIFFERENCE : 0.000				
LAP	SECTOR 1	SECTOR 2	LAP TIME	MPH	DIFF	TIME OF DAY
1 -		53.545	1:49.516	81.76	8.899	14:58:42.304
2 -	50.243	52.512	1:42.755	87.14	2.138	15:00:25.059
3 -	49.763	51.916	1:41.679 (3)	88.06	1.062	15:02:06.738
4 -	50.103	51.858	1:41.961	87.82	1.344	15:03:48.699
5 -	49.567	51.640	1:41.207 (2)	88.47	0.590	15:05:29.906
6 -	49.284	51.333	1:40.617 (1)	88.99		15:07:10.523

P16 177	Steve JORDAN	Triumph - stevejordan motorcycles/Bernard Elliott				
IDEAL LAP TIME : 1:41.574	BEST LAP TIME : 1:41.969	DIFFERENCE : 0.395				
LAP	SECTOR 1	SECTOR 2	LAP TIME	MPH	DIFF	TIME OF DAY
1 -		53.362	1:49.170	82.02	7.201	14:58:41.958
2 -	49.248	52.721	1:41.969 (1)	87.81		15:00:23.927
3 -	49.491	52.876	1:42.367 (3)	87.47	0.398	15:02:06.294
4 -	50.028	52.390	1:42.418	87.43	0.449	15:03:48.712
5 -	50.419	52.326	1:42.745	87.15	0.776	15:05:31.457
6 -	49.398	52.882	1:42.280 (2)	87.54	0.311	15:07:13.737

P17 64 C	Barry CHAMBERLAIN	Suzuki - Goldline Maintenance Services				
IDEAL LAP TIME : 1:42.642	BEST LAP TIME : 1:42.788	DIFFERENCE : 0.146				
LAP	SECTOR 1	SECTOR 2	LAP TIME	MPH	DIFF	TIME OF DAY
1 -		53.731	1:50.245	81.22	7.457	14:58:43.033
2 -	50.413	52.654	1:43.067 (2)	86.87	0.279	15:00:26.100
3 -	50.766	52.677	1:43.443 (3)	86.56	0.655	15:02:09.543
4 -	50.548	52.938	1:43.486	86.52	0.698	15:03:53.029
5 -	50.559	52.229	1:42.788 (1)	87.11		15:05:35.817
6 -	51.013	53.187	1:44.200	85.93	1.412	15:07:20.017

P18 32 C	Mark PIPER	Yamaha - please sponsor me				
IDEAL LAP TIME : 1:41.054	BEST LAP TIME : 1:41.405	DIFFERENCE : 0.351				
LAP	SECTOR 1	SECTOR 2	LAP TIME	MPH	DIFF	TIME OF DAY
1 -		1:03.491	2:00.863	74.08	19.458	14:58:53.651

Weather / Track : Cloudy / Dry

Donington Park GP
Circuit Length = 2.4873 miles
Start: 14:56 Flag 15:06 End: 15:08

BMCRC - MRO Championships 2016 - Rnd 2 @ Donington Park GP

Team Respro MRO 600 inc Clubman 600

RACE 14 - SECTOR ANALYSIS

SECTOR 1 = FL to I1, SECTOR 2 = I1 to FL, DIFF = Difference To Personal Best Lap

2 -	50.667	52.999	1:43.666	86.37	2.261	15:00:37.317
3 -	50.283	51.745	1:42.028	87.76	0.623	15:02:19.345
4 -	50.080	51.609	1:41.689 (2)	88.05	0.284	15:04:01.034
5 -	49.518	51.887	1:41.405 (1)	88.30		15:05:42.439
6 -	50.276	51.536	1:41.812 (3)	87.95	0.407	15:07:24.251

P19	56 C	Michael MILLS	Yamaha - A51R			
IDEAL LAP TIME : 1:42.989		BEST LAP TIME : 1:43.629		DIFFERENCE : 0.640		
LAP	SECTOR 1	SECTOR 2	LAP TIME	MPH	DIFF	TIME OF DAY
1 -		53.775	1:50.888	80.75	7.259	14:58:43.676
2 -	50.712	53.186	1:43.898 (3)	86.18	0.269	15:00:27.574
3 -	51.649	54.084	1:45.733	84.68	2.104	15:02:13.307
4 -	50.510	53.183	1:43.693 (2)	86.35	0.064	15:03:57.000
5 -	51.230	53.075	1:44.305	85.84	0.676	15:05:41.305
6 -	51.150	52.479	1:43.629 (1)	86.40		15:07:24.934

P20	3	Emma JARMAN	Yamaha - RDRacing & EDIAsia			
IDEAL LAP TIME : 1:42.634		BEST LAP TIME : 1:42.634		DIFFERENCE : 0.000		
LAP	SECTOR 1	SECTOR 2	LAP TIME	MPH	DIFF	TIME OF DAY
1 -		54.437	1:51.807	80.08	9.173	14:58:44.595
2 -	50.674	53.687	1:44.361 (3)	85.80	1.727	15:00:28.956
3 -	51.170	53.943	1:45.113	85.18	2.479	15:02:14.069
4 -	51.328	53.203	1:44.531	85.66	1.897	15:03:58.600
5 -	51.290	53.022	1:44.312 (2)	85.84	1.678	15:05:42.912
6 -	50.165	52.469	1:42.634 (1)	87.24		15:07:25.546

P21	71	Grant MCINTOSH	Triumph - Neils Autos, Wakefield			
IDEAL LAP TIME : 1:44.149		BEST LAP TIME : 1:44.149		DIFFERENCE : 0.000		
LAP	SECTOR 1	SECTOR 2	LAP TIME	MPH	DIFF	TIME OF DAY
1 -		53.715	1:50.722	80.87	6.573	14:58:43.510
2 -	51.481	52.929	1:44.410 (2)	85.76	0.261	15:00:27.920
3 -	51.704	54.125	1:45.829	84.61	1.680	15:02:13.749
4 -	51.413	52.736	1:44.149 (1)	85.97		15:03:57.898
5 -	51.748	53.759	1:45.507	84.87	1.358	15:05:43.405
6 -	51.918	53.264	1:45.182 (3)	85.13	1.033	15:07:28.587

P22	7 C	Mitch DUCRAN	Yamaha -			
IDEAL LAP TIME : 1:45.326		BEST LAP TIME : 1:45.326		DIFFERENCE : 0.000		
LAP	SECTOR 1	SECTOR 2	LAP TIME	MPH	DIFF	TIME OF DAY
1 -		55.106	1:53.449	78.92	8.123	14:58:46.237
2 -	52.264	53.899	1:46.163 (3)	84.34	0.837	15:00:32.400
3 -	52.866	53.809	1:46.675	83.94	1.349	15:02:19.075
4 -	51.988	53.338	1:45.326 (1)	85.01		15:04:04.401
5 -	52.951	53.490	1:46.441	84.12	1.115	15:05:50.842
6 -	52.230	53.471	1:45.701 (2)	84.71	0.375	15:07:36.543

P23	58	Jamie LOVEDAY	Kawasaki - Insignia signs			
IDEAL LAP TIME : 1:44.199		BEST LAP TIME : 1:44.199		DIFFERENCE : 0.000		
LAP	SECTOR 1	SECTOR 2	LAP TIME	MPH	DIFF	TIME OF DAY
1 -		56.525	1:56.502	76.86	12.303	14:58:49.290
2 -	53.080	56.342	1:49.422	81.83	5.223	15:00:38.712
3 -	51.394	54.726	1:46.120	84.38	1.921	15:02:24.832
4 -	51.351	53.496	1:44.847 (2)	85.40	0.648	15:04:09.679
5 -	51.217	53.775	1:44.992 (3)	85.28	0.793	15:05:54.671
6 -	50.761	53.438	1:44.199 (1)	85.93		15:07:38.870

Weather / Track : Cloudy / Dry

Donington Park GP
Circuit Length = 2.4873 miles
Start: 14:56 Flag 15:06 End: 15:08

BMCRC - MRO Championships 2016 - Rnd 2 @ Donington Park GP

Team Respro MRO 600 inc Clubman 600

RACE 14 - SECTOR ANALYSIS

SECTOR 1 = FL to I1, SECTOR 2 = I1 to FL, DIFF = Difference To Personal Best Lap

P24 41		Alan NAYLOR		Kawasaki -		
IDEAL LAP TIME : 1:44.417		BEST LAP TIME : 1:44.417		DIFFERENCE : 0.000		
LAP	SECTOR 1	SECTOR 2	LAP TIME	MPH	DIFF	TIME OF DAY
1 -		55.637	1:57.586	76.15	13.169	14:58:50.374
2 -	52.314	55.501	1:47.815	83.05	3.398	15:00:38.189
3 -	51.619	53.819	1:45.438 (3)	84.92	1.021	15:02:23.627
4 -	51.049	53.811	1:44.860 (2)	85.39	0.443	15:04:08.487
5 -	52.030	54.988	1:47.018	83.67	2.601	15:05:55.505
6 -	50.973	53.444	1:44.417 (1)	85.75		15:07:39.922

P25 77 C		Jason HOLLAND		Triumph - JH autos imperial car hire		
IDEAL LAP TIME : 1:46.433		BEST LAP TIME : 1:46.433		DIFFERENCE : 0.000		
LAP	SECTOR 1	SECTOR 2	LAP TIME	MPH	DIFF	TIME OF DAY
1 -		54.336	1:52.416	79.65	5.983	14:58:45.204
2 -	52.322	54.111	1:46.433 (1)	84.13		15:00:31.637
3 -	53.206	54.405	1:47.611 (2)	83.21	1.178	15:02:19.248
4 -	53.458	54.207	1:47.665 (3)	83.16	1.232	15:04:06.913
5 -	53.525	55.609	1:49.134	82.05	2.701	15:05:56.047
6 -	53.817	54.915	1:48.732	82.35	2.299	15:07:44.779

P26 159		Jack HARVEY		Yamaha -		
IDEAL LAP TIME : 1:46.544		BEST LAP TIME : 1:46.544		DIFFERENCE : 0.000		
LAP	SECTOR 1	SECTOR 2	LAP TIME	MPH	DIFF	TIME OF DAY
1 -		55.408	1:54.294	78.34	7.750	14:58:47.082
2 -	52.223	54.321	1:46.544 (1)	84.04		15:00:33.626
3 -	52.757	55.307	1:48.064	82.86	1.520	15:02:21.690
4 -	52.793	54.957	1:47.750 (3)	83.10	1.206	15:04:09.440
5 -	53.636	55.003	1:48.639	82.42	2.095	15:05:58.079
6 -	53.082	54.417	1:47.499 (2)	83.29	0.955	15:07:45.578

P27 4		Emmett BURKE		Honda - Sunflame		
IDEAL LAP TIME : 1:47.055		BEST LAP TIME : 1:47.143		DIFFERENCE : 0.088		
LAP	SECTOR 1	SECTOR 2	LAP TIME	MPH	DIFF	TIME OF DAY
1 -		56.849	1:56.479	76.87	9.336	14:58:49.267
2 -	53.368	56.379	1:49.747	81.59	2.604	15:00:39.014
3 -	52.463	54.985	1:47.448 (3)	83.33	0.305	15:02:26.462
4 -	52.917	55.321	1:48.238	82.72	1.095	15:04:14.700
5 -	52.519	54.624	1:47.143 (1)	83.57		15:06:01.843
6 -	52.431	54.773	1:47.204 (2)	83.52	0.061	15:07:49.047

P28 27		George HINDLE		Triumph -		
IDEAL LAP TIME : 1:46.719		BEST LAP TIME : 1:46.719		DIFFERENCE : 0.000		
LAP	SECTOR 1	SECTOR 2	LAP TIME	MPH	DIFF	TIME OF DAY
1 -		56.480	1:56.816	76.65	10.097	14:58:49.604
2 -	52.547	55.120	1:47.667 (3)	83.16	0.948	15:00:37.271
3 -	52.332	54.387	1:46.719 (1)	83.90		15:02:23.990
4 -	52.506	55.139	1:47.645 (2)	83.18	0.926	15:04:11.635
5 -	53.204	54.833	1:48.037	82.88	1.318	15:05:59.672
6 -	54.323	55.550	1:49.873	81.49	3.154	15:07:49.545

P29 12 C		Andrew WELLS		Suzuki -		
IDEAL LAP TIME : 1:47.489		BEST LAP TIME : 1:47.881		DIFFERENCE : 0.392		
LAP	SECTOR 1	SECTOR 2	LAP TIME	MPH	DIFF	TIME OF DAY
1 -		56.223	1:55.688	77.40	7.807	14:58:48.476
2 -	53.200	54.681	1:47.881 (1)	83.00		15:00:36.357
3 -	53.101	56.256	1:49.357	81.88	1.476	15:02:25.714
4 -	53.072	56.184	1:49.256	81.95	1.375	15:04:14.970
5 -	52.808	55.983	1:48.791 (3)	82.30	0.910	15:06:03.761

Weather / Track : Cloudy / Dry

Donington Park GP
Circuit Length = 2.4873 miles
Start: 14:56 Flag 15:06 End: 15:08

BMCRC - MRO Championships 2016 - Rnd 2 @ Donington Park GP

Team Respro MRO 600 inc Clubman 600

RACE 14 - SECTOR ANALYSIS

SECTOR 1 = FL to I1, SECTOR 2 = I1 to FL, DIFF = Difference To Personal Best Lap

6 - 53.062 55.144 1:48.206 (2) 82.75 0.325 15:07:51.967

P30 17		Ryan VARLEY		Yamaha -		
IDEAL LAP TIME : 1:46.278		BEST LAP TIME : 1:46.278		DIFFERENCE : 0.000		
LAP	SECTOR 1	SECTOR 2	LAP TIME	MPH	DIFF	TIME OF DAY
1 -		58.305	2:06.568	70.74	20.290	14:58:59.356
2 -	53.940	56.231	1:50.171	81.27	3.893	15:00:49.527
3 -	53.909	54.815	1:48.724	82.35	2.446	15:02:38.251
4 -	53.371	54.489	1:47.860 (3)	83.01	1.582	15:04:26.111
5 -	52.667	53.991	1:46.658 (2)	83.95	0.380	15:06:12.769
6 -	52.534	53.744	1:46.278 (1)	84.25		15:07:59.047

P31 87 C		Craig BAKER		Kawasaki - P.Baker auto repairs LTD		
IDEAL LAP TIME : 1:50.753		BEST LAP TIME : 1:50.867		DIFFERENCE : 0.114		
LAP	SECTOR 1	SECTOR 2	LAP TIME	MPH	DIFF	TIME OF DAY
1 -		57.377	1:59.251	75.08	8.384	14:58:52.039
2 -	55.017	56.421	1:51.438 (3)	80.35	0.571	15:00:43.477
3 -	56.007	56.737	1:52.744	79.42	1.877	15:02:36.221
4 -	55.247	56.052	1:51.299 (2)	80.45	0.432	15:04:27.520
5 -	55.131	55.736	1:50.867 (1)	80.76		15:06:18.387
6 -	55.271	56.271	1:51.542	80.27	0.675	15:08:09.929

P32 86 C		David SHOUBRIDGE		Kawasaki - ASAP (allsignsallprint)		
IDEAL LAP TIME : 1:42.152		BEST LAP TIME : 1:42.790		DIFFERENCE : 0.638		
LAP	SECTOR 1	SECTOR 2	LAP TIME	MPH	DIFF	TIME OF DAY
1 -		53.869	1:52.623 (3)	79.50	9.833	14:58:45.411
2 -	50.470	52.320	1:42.790 (1)	87.11		15:00:28.201
3 -	51.748	53.180	1:44.928 (2)	85.33	2.138	15:02:13.129

BMCRC - MRO Championships 2016 - Rnd 2 @ Donington Park GP

Team Respro MRO 600 inc Clubman 600

RACE 14 - BEST SECTORS

SECTOR 1			SECTOR 2			IDEAL / BEST COMPARISON						
POS	NO	NAME	TIME	NO	NAME	TIME	POS	NO	NAME	IDEAL	BEST	DIFF
									PERFECT LAP	1:36.965		
1	81	CLARKE	47.544	81	CLARKE	49.421	1	81	CLARKE	1:36.965	1:37.083	0.118
2	8	NEWSTEAD	47.962	127	TINKLER	49.681	2	8	NEWSTEAD	1:37.977	1:37.977	0.000
3	74	MORPHETT	47.966	6	PETTIT	49.938	3	127	TINKLER	1:38.186	1:38.186	0.000
4	44	PLATTON	48.042	8	NEWSTEAD	50.015	4	6	PETTIT	1:38.245	1:38.574	0.329
5	76	BYARD	48.263	76	BYARD	50.442	5	74	MORPHETT	1:38.544	1:38.544	0.000
6	6	PETTIT	48.307	74	MORPHETT	50.578	6	76	BYARD	1:38.705	1:38.705	0.000
7	127	TINKLER	48.505	38	HEWSON	50.689	7	44	PLATTON	1:38.854	1:38.854	0.000
8	38	HEWSON	48.508	44	PLATTON	50.812	8	38	HEWSON	1:39.197	1:39.197	0.000
9	59	TUCKER	48.973	777	WILLIAMS	50.846	9	52	COTGROVE	1:40.146	1:40.614	0.468
10	52	COTGROVE	49.007	52	COTGROVE	51.139	10	59	TUCKER	1:40.512	1:41.223	0.711
11	187	HALL	49.113	24	EDSER	51.333	11	777	WILLIAMS	1:40.587	1:40.794	0.207
12	177	JORDAN	49.248	32	PIPER	51.536	12	24	EDSER	1:40.617	1:40.617	0.000
13	11	HARVEY	49.252	59	TUCKER	51.539	13	187	HALL	1:40.665	1:40.665	0.000
14	24	EDSER	49.284	187	HALL	51.552	14	11	HARVEY	1:40.819	1:40.861	0.042
15	79	WAKE	49.335	11	HARVEY	51.567	15	79	WAKE	1:40.993	1:41.062	0.069
16	32	PIPER	49.518	79	WAKE	51.658	16	32	PIPER	1:41.054	1:41.405	0.351
17	777	WILLIAMS	49.741	64	CHAMBERLAIN	52.229	17	177	JORDAN	1:41.574	1:41.969	0.395
18	86	SHOUBRIDGE	49.832	86	SHOUBRIDGE	52.320	18	86	SHOUBRIDGE	1:42.152	1:42.790	0.638
19	3	JARMAN	50.165	177	JORDAN	52.326	19	3	JARMAN	1:42.634	1:42.634	0.000
20	64	CHAMBERLAIN	50.413	3	JARMAN	52.469	20	64	CHAMBERLAIN	1:42.642	1:42.788	0.146
21	56	MILLS	50.510	56	MILLS	52.479	21	56	MILLS	1:42.989	1:43.629	0.640
22	58	LOVEDAY	50.761	71	MCINTOSH	52.736	22	71	MCINTOSH	1:44.149	1:44.149	0.000
23	41	NAYLOR	50.973	7	DUCRAN	53.338	23	58	LOVEDAY	1:44.199	1:44.199	0.000
24	71	MCINTOSH	51.413	58	LOVEDAY	53.438	24	41	NAYLOR	1:44.417	1:44.417	0.000
25	7	DUCRAN	51.988	41	NAYLOR	53.444	25	7	DUCRAN	1:45.326	1:45.326	0.000
26	159	HARVEY	52.223	17	VARLEY	53.744	26	17	VARLEY	1:46.278	1:46.278	0.000
27	77	HOLLAND	52.322	77	HOLLAND	54.111	27	77	HOLLAND	1:46.433	1:46.433	0.000
28	27	HINDLE	52.332	159	HARVEY	54.321	28	159	HARVEY	1:46.544	1:46.544	0.000
29	4	BURKE	52.431	27	HINDLE	54.387	29	27	HINDLE	1:46.719	1:46.719	0.000
30	17	VARLEY	52.534	4	BURKE	54.624	30	4	BURKE	1:47.055	1:47.143	0.088
31	12	WELLS	52.808	12	WELLS	54.681	31	12	WELLS	1:47.489	1:47.881	0.392
32	87	BAKER	55.017	87	BAKER	55.736	32	87	BAKER	1:50.753	1:50.867	0.114

Weather / Track : Cloudy / Dry

Donington Park GP

Circuit Length = 2.4873 miles

Start: 14:56 Flag 15:06 End: 15:08

Results can be found at www.tsl-timing.com

Printed - 15:09 Sunday, 10 April 2016



MRO Minitwins

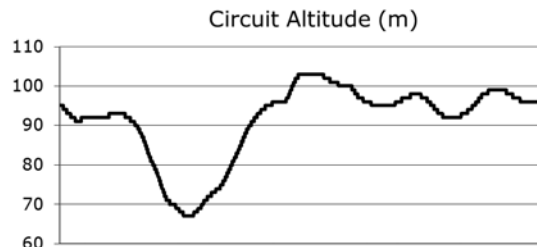
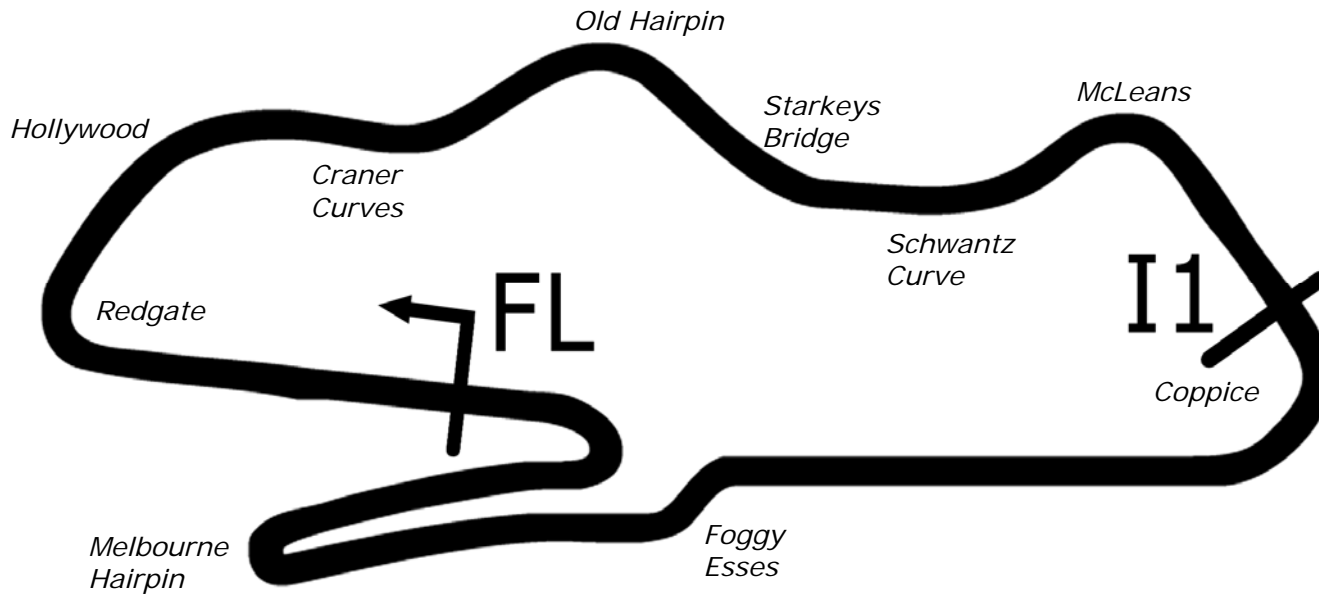
Donington Park GP

9th & 10th April 2016



Results Provided by Timing Solutions Ltd
www.tsl-timing.com

Donington Park GP



Length	1.9790 miles	3185.0 m	
FL		52.82971 N	1.37867 W
I1	2096m	52.82978 N	1.36508 W
Pit Entry	3100m	52.82951 N	1.37832 W
Pit Exit	229m after FL	52.82996 N	1.38205 W
Pit Entry–Pit Exit 287m, 17.2s @60kph, 12.9s @80kph			

All results available at www.tsl-timing.com

BMCRC - MRO Championships 2016 - Rnd 2 @ Donington Park GP



MRO Minitwins & Rookie Minitwins(Evens)

QUALIFYING - CLASSIFICATION

POS	NO	CL	PIC NAME	ENTRY	TIME	ON	LAPS	GAP	DIFF	MPH
1	2		Jake POVAH	Suzuki - www.78plate.com	1:48.732	5	5			82.35
2	95		Grant ROBERTSON	Suzuki -	1:50.562	4	5	1.830	1.830	80.99
3	86		Paul WITHERINGTON	Suzuki - P&R plumbing	1:50.703	4	4	1.971	0.141	80.88
4	7		Richard HICKLING	Suzuki - Think Cars / Lids By Wood	1:50.977	4	5	2.245	0.274	80.68
5	61		Michael YATES	Suzuki -	1:51.648	5	5	2.916	0.671	80.20
6	444		Mark WILLIAMS	Suzuki - F.C.L MOTORCYCLES	1:53.658	3	5	4.926	2.010	78.78
7	111		Ryan FOLKES	Suzuki -	1:53.946	5	5	5.214	0.288	78.58
8	58		Steve COSTIN	Suzuki - AUTO REVIVE,SAKURA,LKY7SPORTS	1:54.832	2	4	6.100	0.886	77.97
9	192		Daniel MOFFA	Suzuki - Forest Stump	1:54.938	2	4	6.206	0.106	77.90
10	69	RMT	Justin SHARP	Kawasaki - SDC	1:55.062	4	5	6.330	0.124	77.82
11	124*		Kurtis BUTLER	Suzuki - PGVM / 3vk	1:55.125	2	5	6.393	0.063	77.78
12	34		Andrew JOHNSON	Suzuki - Rose & Charlie Racing	1:55.240	5	5	6.508	0.115	77.70
13	22		Darren DOWDS	Suzuki - sublime designs racing	1:55.310	4	5	6.578	0.070	77.65
14	98		Steven TOPPING	Suzuki -	1:55.769	3	5	7.037	0.459	77.34
15	199		Lloyd COLLINS	Suzuki - Warren Drives	1:56.084	5	5	7.352	0.315	77.13
16	74	RMT	Daniel SINGLETON	Suzuki - SDC	1:56.121	4	5	7.389	0.037	77.11
17	139		Antony COPLEY	Suzuki -	1:56.123	5	5	7.391	0.002	77.11
18	51		Theo RUTTER	Suzuki -	1:56.626	4	5	7.894	0.503	76.77
19	12	RMT	Stephen EDWARDS	Suzuki -	1:56.960	5	5	8.228	0.334	76.55
20	48		Shaun WALLIS	Suzuki -	1:56.969	4	5	8.237	0.009	76.55
21	20		Jose TOUCEDA	Suzuki - Cell2	1:57.027	4	5	8.295	0.058	76.51
22	72		Kevin MILLER	Suzuki - Mechanical Air Supplies Ltd	1:57.065	5	5	8.333	0.038	76.49
23	93		Jack WALLIS	Suzuki - Grumpdad	1:57.139	4	4	8.407	0.074	76.44
24	5*		Barry MANTELL	Suzuki - Swedish car connection	1:57.496	5	5	8.764	0.357	76.21
25	81		Malvern MAY	Suzuki -	1:58.120	3	5	9.388	0.624	75.80
26	23		Claire BECKETT	Suzuki -	1:58.635	4	5	9.903	0.515	75.47
27	85		Justin KELLY	Suzuki -	1:58.699	3	4	9.967	0.064	75.43
28	68		Thomas EUSTACE	Suzuki - More moto/sublime designs	1:59.215	2	5	10.483	0.516	75.11
29	38		Bob COUCHMAN	Suzuki -	1:59.245	4	5	10.513	0.030	75.09
30	75		Patrick SMITH	Suzuki -	1:59.482	3	3	10.750	0.237	74.94
31	42	RMT	Gary CARLIN	Suzuki -	1:59.740	2	5	11.008	0.258	74.78
32	35		Tyler WALSH	Suzuki - GBR Powerlines	1:59.996	3	5	11.264	0.256	74.62
33	195		Robert CADIZ	Suzuki -	2:00.370	2	2	11.638	0.374	74.39
34	9		Vincent LEWIN	Suzuki - vinitwinracing.co.uk	2:00.747	5	5	12.015	0.377	74.15
35	118		James PLUMMER	Suzuki -	2:00.913	5	5	12.181	0.166	74.05
36	30*	RMT	Andrew PLAYLE	Suzuki - HP Racing	2:01.008	5	5	12.276	0.095	73.99
37	97		Jake PACKHAM	Suzuki -	2:02.312	5	5	13.580	1.303	73.20
38	13		Rob TAYLOR	Suzuki -	2:02.506	4	5	13.774	0.194	73.09
39	67		Mike DEVALL	Suzuki -	2:02.649	2	5	13.917	0.143	73.00
40	54		Adam JAMISON	Suzuki - AJ Racing	2:02.760	1	1	14.028	0.111	72.94
41	32		Chris THAY	Suzuki - Scell-it uk	2:03.220	3	5	14.488	0.460	72.67
42	24	RMT	Alex SIMMONS	Suzuki - Westcountry Windings	2:04.011	5	5	15.279	0.791	72.20
43	888*	RMT	Thomas HOWARD	Suzuki - Parabolica Solutions	2:04.925	3	5	16.193	0.914	71.67
44	16	RMT	Geoff LANSDALL	Suzuki - EPG Domestic	2:04.958	3	5	16.226	0.033	71.65
45	55		Michael COPLEY	Suzuki - Jayne copley	2:04.998	4	5	16.266	0.040	71.63
46	66		Mark SMITH	Suzuki - Nick&Brian Scott fisheries	2:05.036	4	5	16.304	0.038	71.61
47	15		Stephen JONES	SUZUKI - MW SOLICITORS	2:05.758	3	3	17.026	0.722	71.20
48	31		Kelvin EVENDEN	Suzuki - Glosrose Group	2:05.874	4	5	17.142	0.116	71.13
49	728	RMT	David DOWNING	Suzuki -	2:16.050	4	4	27.318	10.176	65.81
50	26	RMT	Steven DOLAN	Suzuki -	2:21.216	4	4	32.484	5.166	63.40
51	26		Glynn DAVIES	Suzuki -			0			

* BIKE #30 - NO TRANSPONDER, PLEASE FIT FOR RACING.

* BIKES #5, #124, #888 - LOW TRANSPONDER BATTERY PLEASE CHARGE.

Donington Park GP
Circuit Length = 2.4873 miles
Start: 10:14 Flag 10:23 End: 10:25

Weather / Track : Cloudy / Dry

These results are provisional until the conclusion of any judicial and technical matters.

Clerk Of Course :	Timekeeper :
-------------------	--------------

Results can be found at www.tsl-timing.com

Printed - 10:26 Saturday, 09 April 2016



BMCRC - MRO Championships 2016 - Rnd 2 @ Donington Park GP

MRO Minitwins & Rookie Minitwins(Evens)

QUALIFYING - SECTOR ANALYSIS

SECTOR 1 = FL to I1, SECTOR 2 = I1 to FL, DIFF = Difference To Personal Best Lap

P1		2		Jake POVAH		Suzuki - www.78plate.com	
IDEAL LAP TIME : 1:48.732		BEST LAP TIME : 1:48.732		DIFFERENCE : 0.000			
LAP	SECTOR 1	SECTOR 2	LAP TIME	MPH	DIFF	TIME OF DAY	
1 -	1:04.692	1:04.609	2:09.301	69.25	20.569	10:16:52.333	
2 -	56.216	58.533	1:54.749	78.03	6.017	10:18:47.082	
3 -	54.732	56.971	1:51.703 (2)	80.16	2.971	10:20:38.785	
4 -	56.232	56.567	1:52.799 (3)	79.38	4.067	10:22:31.584	
5 -	52.721	56.011	1:48.732 (1)	82.35		10:24:20.316	

P2		95		Grant ROBERTSON		Suzuki -	
IDEAL LAP TIME : 1:50.562		BEST LAP TIME : 1:50.562		DIFFERENCE : 0.000			
LAP	SECTOR 1	SECTOR 2	LAP TIME	MPH	DIFF	TIME OF DAY	
1 -	1:02.925	1:03.969	2:06.894	70.56	16.332	10:16:32.768	
2 -	57.173	59.165	1:56.338	76.96	5.776	10:18:29.106	
3 -	56.658	58.603	1:55.261 (3)	77.68	4.699	10:20:24.367	
4 -	53.215	57.347	1:50.562 (1)	80.99		10:22:14.929	
5 -	54.902	57.553	1:52.455 (2)	79.62	1.893	10:24:07.384	

P3		86		Paul WITHERINGTON		Suzuki - P&R plumbing	
IDEAL LAP TIME : 1:50.703		BEST LAP TIME : 1:50.703		DIFFERENCE : 0.000			
LAP	SECTOR 1	SECTOR 2	LAP TIME	MPH	DIFF	TIME OF DAY	
1 -	58.561	58.476	1:57.037 (2)	76.50	6.334	10:16:21.607	
2 -	54.180	IN PIT	1:56.428 P	76.90	5.725	10:18:18.035	
3 -	OUTLAP	57.023	5:19.729	28.00	3:29.026	10:23:37.764	
4 -	53.729	56.974	1:50.703 (1)	80.88		10:25:28.467	

P4		7		Richard HICKLING		Suzuki - Think Cars / Lids By Wood	
IDEAL LAP TIME : 1:50.977		BEST LAP TIME : 1:50.977		DIFFERENCE : 0.000			
LAP	SECTOR 1	SECTOR 2	LAP TIME	MPH	DIFF	TIME OF DAY	
1 -	1:01.233	1:03.097	2:04.330	72.02	13.353	10:16:33.082	
2 -	56.109	58.226	1:54.335 (3)	78.31	3.358	10:18:27.417	
3 -	55.235	58.253	1:53.488 (2)	78.90	2.511	10:20:20.905	
4 -	53.513	57.464	1:50.977 (1)	80.68		10:22:11.882	
5 -	54.410	IN PIT	1:54.182 P	78.42	3.205	10:24:06.064	

P5		61		Michael YATES		Suzuki -	
IDEAL LAP TIME : 1:50.543		BEST LAP TIME : 1:51.648		DIFFERENCE : 1.105			
LAP	SECTOR 1	SECTOR 2	LAP TIME	MPH	DIFF	TIME OF DAY	
1 -	1:05.147	1:06.705	2:11.852	67.91	20.204	10:16:58.881	
2 -	56.574	59.197	1:55.771	77.34	4.123	10:18:54.652	
3 -	54.551	57.170	1:51.721 (2)	80.15	0.073	10:20:46.373	
4 -	53.444	58.731	1:52.175 (3)	79.82	0.527	10:22:38.548	
5 -	54.549	57.099	1:51.648 (1)	80.20		10:24:30.196	

P6		444		Mark WILLIAMS		Suzuki - F.C.L MOTORCYCLES	
IDEAL LAP TIME : 1:52.007		BEST LAP TIME : 1:53.658		DIFFERENCE : 1.651			
LAP	SECTOR 1	SECTOR 2	LAP TIME	MPH	DIFF	TIME OF DAY	
1 -	1:02.178	1:00.383	2:02.561	73.06	8.903	10:16:37.994	
2 -	55.890	58.766	1:54.656 (3)	78.09	0.998	10:18:32.650	
3 -	55.637	58.021	1:53.658 (1)	78.78		10:20:26.308	
4 -	54.905	59.182	1:54.087 (2)	78.48	0.429	10:22:20.395	
5 -	57.871	57.102	1:54.973	77.88	1.315	10:24:15.368	

P7		111		Ryan FOLKES		Suzuki -	
IDEAL LAP TIME : 1:53.946		BEST LAP TIME : 1:53.946		DIFFERENCE : 0.000			
LAP	SECTOR 1	SECTOR 2	LAP TIME	MPH	DIFF	TIME OF DAY	
1 -	1:14.043	1:08.578	2:22.621	62.78	28.675	10:17:19.511	

Weather / Track : Cloudy / Dry

Donington Park GP
Circuit Length = 2.4873 miles
Start: 10:14 Flag 10:23 End: 10:25

BMCRC - MRO Championships 2016 - Rnd 2 @ Donington Park GP

MRO Minitwins & Rookie Minitwins(Evens)

QUALIFYING - SECTOR ANALYSIS

SECTOR 1 = FL to I1, SECTOR 2 = I1 to FL, DIFF = Difference To Personal Best Lap

2 -	1:01.489	1:02.653	2:04.142 (3)	72.13	10.196	10:19:23.653
3 -	55.417	1:01.902	1:57.319 (2)	76.32	3.373	10:21:20.972
4 -	1:05.079	1:08.315	2:13.394	67.12	19.448	10:23:34.366
5 -	54.800	59.146	1:53.946 (1)	78.58		10:25:28.312

P8	58	Steve COSTIN	Suzuki - AUTO REVIVE,SAKURA,LKY7SPORTS			
IDEAL LAP TIME : 1:53.464		BEST LAP TIME : 1:54.832		DIFFERENCE : 1.368		
LAP	SECTOR 1	SECTOR 2	LAP TIME	MPH	DIFF	TIME OF DAY
1 -	1:00.835	1:02.654	2:03.489 (3)	72.51	8.657	10:16:33.528
2 -	56.646	58.186	1:54.832 (1)	77.97		10:18:28.360
3 -	57.132	1:00.017	1:57.149 (2)	76.43	2.317	10:20:25.509
4 -	55.278	IN PIT	1:59.068 P	75.20	4.236	10:22:24.577

P9	192	Daniel MOFFA	Suzuki - Forest Stump			
IDEAL LAP TIME : 1:54.938		BEST LAP TIME : 1:54.938		DIFFERENCE : 0.000		
LAP	SECTOR 1	SECTOR 2	LAP TIME	MPH	DIFF	TIME OF DAY
1 -	1:03.424	1:01.929	2:05.353 (3)	71.43	10.415	10:16:43.782
2 -	56.157	58.781	1:54.938 (1)	77.90		10:18:38.720
3 -	56.762	59.148	1:55.910 (2)	77.25	0.972	10:20:34.630
4 -	56.329	IN PIT	1:59.893 P	74.68	4.955	10:22:34.523

P10	69 RMT	Justin SHARP	Kawasaki - SDC			
IDEAL LAP TIME : 1:55.062		BEST LAP TIME : 1:55.062		DIFFERENCE : 0.000		
LAP	SECTOR 1	SECTOR 2	LAP TIME	MPH	DIFF	TIME OF DAY
1 -	1:08.349	1:07.470	2:15.819	65.92	20.757	10:17:02.678
2 -	1:00.582	1:04.052	2:04.634	71.84	9.572	10:19:07.312
3 -	58.179	59.874	1:58.053 (3)	75.85	2.991	10:21:05.365
4 -	55.812	59.250	1:55.062 (1)	77.82		10:23:00.427
5 -	56.585	59.256	1:55.841 (2)	77.29	0.779	10:24:56.268

P11	124	Kurtis BUTLER	Suzuki - PGVM / 3vk			
IDEAL LAP TIME : 1:54.920		BEST LAP TIME : 1:55.125		DIFFERENCE : 0.205		
LAP	SECTOR 1	SECTOR 2	LAP TIME	MPH	DIFF	TIME OF DAY
1 -	1:03.191	1:01.834	2:05.025	71.62	9.900	10:16:43.208
2 -	56.888	58.237	1:55.125 (1)	77.78		10:18:38.333
3 -	56.850	58.708	1:55.558 (2)	77.48	0.433	10:20:33.891
4 -	56.683	1:17.915	2:14.598	66.52	19.473	10:22:48.489
5 -	58.353	1:02.421	2:00.774 (3)	74.14	5.649	10:24:49.263

P12	34	Andrew JOHNSON	Suzuki - Rose & Charlie Racing			
IDEAL LAP TIME : 1:55.240		BEST LAP TIME : 1:55.240		DIFFERENCE : 0.000		
LAP	SECTOR 1	SECTOR 2	LAP TIME	MPH	DIFF	TIME OF DAY
1 -	1:05.420	1:08.688	2:14.108	66.77	18.868	10:17:08.442
2 -	1:02.197	1:02.008	2:04.205	72.09	8.965	10:19:12.647
3 -	58.521	1:01.570	2:00.091 (3)	74.56	4.851	10:21:12.738
4 -	58.323	1:00.403	1:58.726 (2)	75.42	3.486	10:23:11.464
5 -	56.264	58.976	1:55.240 (1)	77.70		10:25:06.704

P13	22	Darren DOWDS	Suzuki - sublime designs racing			
IDEAL LAP TIME : 1:54.955		BEST LAP TIME : 1:55.310		DIFFERENCE : 0.355		
LAP	SECTOR 1	SECTOR 2	LAP TIME	MPH	DIFF	TIME OF DAY
1 -	1:02.827	1:03.853	2:06.680	70.68	11.370	10:16:33.102
2 -	57.464	59.503	1:56.967 (3)	76.55	1.657	10:18:30.069
3 -	56.193	59.758	1:55.951 (2)	77.22	0.641	10:20:26.020
4 -	56.034	59.276	1:55.310 (1)	77.65		10:22:21.330
5 -	58.991	58.921	1:57.912	75.94	2.602	10:24:19.242

Weather / Track : Cloudy / Dry

Donington Park GP
Circuit Length = 2.4873 miles
Start: 10:14 Flag 10:23 End: 10:25

BMCRC - MRO Championships 2016 - Rnd 2 @ Donington Park GP

MRO Minitwins & Rookie Minitwins(Evens)

QUALIFYING - SECTOR ANALYSIS

SECTOR 1 = FL to I1, SECTOR 2 = I1 to FL, DIFF = Difference To Personal Best Lap

P14 98		Steven TOPPING		Suzuki -			
IDEAL LAP TIME : 1:55.273		BEST LAP TIME : 1:55.769		DIFFERENCE : 0.496			
LAP	SECTOR 1	SECTOR 2	LAP TIME	MPH	DIFF	TIME OF DAY	
1 -	1:02.220	1:02.210	2:04.430	71.96	8.661	10:16:31.822	
2 -	57.491	58.784	1:56.275 (2)	77.01	0.506	10:18:28.097	
3 -	57.112	58.657	1:55.769 (1)	77.34		10:20:23.866	
4 -	56.616	59.810	1:56.426 (3)	76.91	0.657	10:22:20.292	
5 -	58.724	1:02.372	2:01.096	73.94	5.327	10:24:21.388	

P15 199		Lloyd COLLINS		Suzuki - Warren Drives			
IDEAL LAP TIME : 1:56.084		BEST LAP TIME : 1:56.084		DIFFERENCE : 0.000			
LAP	SECTOR 1	SECTOR 2	LAP TIME	MPH	DIFF	TIME OF DAY	
1 -	1:04.552	1:04.513	2:09.065	69.37	12.981	10:16:45.435	
2 -	59.026	1:01.152	2:00.178	74.50	4.094	10:18:45.613	
3 -	57.724	1:01.021	1:58.745 (3)	75.40	2.661	10:20:44.358	
4 -	57.023	1:00.628	1:57.651 (2)	76.11	1.567	10:22:42.009	
5 -	55.647	1:00.437	1:56.084 (1)	77.13		10:24:38.093	

P16 74 RMT		Daniel SINGLETON		Suzuki - SDC			
IDEAL LAP TIME : 1:56.121		BEST LAP TIME : 1:56.121		DIFFERENCE : 0.000			
LAP	SECTOR 1	SECTOR 2	LAP TIME	MPH	DIFF	TIME OF DAY	
1 -	1:08.854	1:06.674	2:15.528	66.07	19.407	10:17:05.590	
2 -	58.389	1:01.197	1:59.586 (3)	74.87	3.465	10:19:05.176	
3 -	58.136	1:00.737	1:58.873 (2)	75.32	2.752	10:21:04.049	
4 -	56.523	59.598	1:56.121 (1)	77.11		10:23:00.170	
5 -	1:34.478	1:08.002	2:42.480	55.11	46.359	10:25:42.650	

P17 139		Antony COPLEY		Suzuki -			
IDEAL LAP TIME : 1:56.123		BEST LAP TIME : 1:56.123		DIFFERENCE : 0.000			
LAP	SECTOR 1	SECTOR 2	LAP TIME	MPH	DIFF	TIME OF DAY	
1 -	1:03.663	1:03.747	2:07.410	70.28	11.287	10:16:41.554	
2 -	58.548	1:01.300	1:59.848	74.71	3.725	10:18:41.402	
3 -	57.495	1:00.373	1:57.868 (2)	75.97	1.745	10:20:39.270	
4 -	57.875	1:01.050	1:58.925 (3)	75.29	2.802	10:22:38.195	
5 -	56.440	59.683	1:56.123 (1)	77.11		10:24:34.318	

P18 51		Theo RUTTER		Suzuki -			
IDEAL LAP TIME : 1:55.845		BEST LAP TIME : 1:56.626		DIFFERENCE : 0.781			
LAP	SECTOR 1	SECTOR 2	LAP TIME	MPH	DIFF	TIME OF DAY	
1 -	1:06.213	1:05.608	2:11.821	67.92	15.195	10:16:47.465	
2 -	58.024	1:00.700	1:58.724	75.42	2.098	10:18:46.189	
3 -	57.492	59.415	1:56.907 (2)	76.59	0.281	10:20:43.096	
4 -	56.430	1:00.196	1:56.626 (1)	76.77		10:22:39.722	
5 -	57.506	1:00.471	1:57.977 (3)	75.90	1.351	10:24:37.699	

P19 12 RMT		Stephen EDWARDS		Suzuki -			
IDEAL LAP TIME : 1:56.960		BEST LAP TIME : 1:56.960		DIFFERENCE : 0.000			
LAP	SECTOR 1	SECTOR 2	LAP TIME	MPH	DIFF	TIME OF DAY	
1 -	1:07.091	1:04.590	2:11.681	68.00	14.721	10:16:44.592	
2 -	1:00.393	1:02.415	2:02.808	72.91	5.848	10:18:47.400	
3 -	58.906	1:00.938	1:59.844 (3)	74.71	2.884	10:20:47.244	
4 -	58.751	1:00.243	1:58.994 (2)	75.25	2.034	10:22:46.238	
5 -	57.254	59.706	1:56.960 (1)	76.55		10:24:43.198	

P20 48		Shaun WALLIS		Suzuki -			
IDEAL LAP TIME : 1:56.969		BEST LAP TIME : 1:56.969		DIFFERENCE : 0.000			
LAP	SECTOR 1	SECTOR 2	LAP TIME	MPH	DIFF	TIME OF DAY	
1 -	1:07.091	1:04.590	2:11.681	68.00	14.721	10:16:44.592	
2 -	1:00.393	1:02.415	2:02.808	72.91	5.848	10:18:47.400	
3 -	58.906	1:00.938	1:59.844 (3)	74.71	2.884	10:20:47.244	
4 -	58.751	1:00.243	1:58.994 (2)	75.25	2.034	10:22:46.238	
5 -	57.254	59.706	1:56.960 (1)	76.55		10:24:43.198	

Weather / Track : Cloudy / Dry

Donington Park GP
Circuit Length = 2.4873 miles
Start: 10:14 Flag 10:23 End: 10:25

BMCRC - MRO Championships 2016 - Rnd 2 @ Donington Park GP

MRO Minitwins & Rookie Minitwins(Evens)

QUALIFYING - SECTOR ANALYSIS

SECTOR 1 = FL to I1, SECTOR 2 = I1 to FL, DIFF = Difference To Personal Best Lap

1 -	1:10.297	1:06.886	2:17.183	65.27	20.214	10:16:54.039
2 -	59.302	1:00.685	1:59.987	74.62	3.018	10:18:54.026
3 -	57.772	1:00.724	1:58.496 (3)	75.56	1.527	10:20:52.522
4 -	57.512	59.457	1:56.969 (1)	76.55		10:22:49.491
5 -	58.308	59.561	1:57.869 (2)	75.96	0.900	10:24:47.360

P21 20		Jose TOUCEDA		Suzuki - Cell2			
IDEAL LAP TIME : 1:56.320		BEST LAP TIME : 1:57.027		DIFFERENCE : 0.707			
LAP	SECTOR 1	SECTOR 2	LAP TIME	MPH	DIFF	TIME OF DAY	
1 -	1:09.227	1:09.301	2:18.528	64.64	21.501	10:17:07.929	
2 -	1:00.645	1:01.446	2:02.091	73.34	5.064	10:19:10.020	
3 -	57.714	59.966	1:57.680 (3)	76.09	0.653	10:21:07.700	
4 -	56.791	1:00.236	1:57.027 (1)	76.51		10:23:04.727	
5 -	57.659	59.529	1:57.188 (2)	76.41	0.161	10:25:01.915	

P22 72		Kevin MILLER		Suzuki - Mechanical Air Supplies Ltd			
IDEAL LAP TIME : 1:57.065		BEST LAP TIME : 1:57.065		DIFFERENCE : 0.000			
LAP	SECTOR 1	SECTOR 2	LAP TIME	MPH	DIFF	TIME OF DAY	
1 -	1:02.480	1:03.883	2:06.363	70.86	9.298	10:16:38.352	
2 -	58.369	1:00.761	1:59.130 (3)	75.16	2.065	10:18:37.482	
3 -	59.000	1:01.195	2:00.195	74.49	3.130	10:20:37.677	
4 -	58.814	1:00.093	1:58.907 (2)	75.30	1.842	10:22:36.584	
5 -	57.219	59.846	1:57.065 (1)	76.49		10:24:33.649	

P23 93		Jack WALLIS		Suzuki - Grumpdad			
IDEAL LAP TIME : 1:57.139		BEST LAP TIME : 1:57.139		DIFFERENCE : 0.000			
LAP	SECTOR 1	SECTOR 2	LAP TIME	MPH	DIFF	TIME OF DAY	
1 -	1:08.763	1:07.594	2:16.357	65.66	19.218	10:16:52.697	
2 -	1:00.354	1:02.812	2:03.166 (3)	72.70	6.027	10:18:55.863	
3 -	59.316	59.656	1:58.972 (2)	75.26	1.833	10:20:54.835	
4 -	57.665	59.474	1:57.139 (1)	76.44		10:22:51.974	

P24 5		Barry MANTELL		Suzuki - Swedish car connection			
IDEAL LAP TIME : 1:56.966		BEST LAP TIME : 1:57.496		DIFFERENCE : 0.530			
LAP	SECTOR 1	SECTOR 2	LAP TIME	MPH	DIFF	TIME OF DAY	
1 -	1:09.575	1:09.709	2:19.284	64.28	21.788	10:16:57.551	
2 -	1:00.810	1:02.125	2:02.935	72.83	5.439	10:19:00.486	
3 -	57.851	1:01.337	1:59.188 (2)	75.12	1.692	10:20:59.674	
4 -	59.296	1:00.699	1:59.995 (3)	74.62	2.499	10:22:59.669	
5 -	58.381	59.115	1:57.496 (1)	76.21		10:24:57.165	

P25 81		Malvern MAY		Suzuki -			
IDEAL LAP TIME : 1:57.824		BEST LAP TIME : 1:58.120		DIFFERENCE : 0.296			
LAP	SECTOR 1	SECTOR 2	LAP TIME	MPH	DIFF	TIME OF DAY	
1 -	1:04.158	1:03.822	2:07.980	69.96	9.860	10:16:43.339	
2 -	57.769	1:00.797	1:58.566 (2)	75.52	0.446	10:18:41.905	
3 -	57.229	1:00.891	1:58.120 (1)	75.80		10:20:40.025	
4 -	57.290	1:02.625	1:59.915	74.67	1.795	10:22:39.940	
5 -	57.027	1:02.657	1:59.684 (3)	74.81	1.564	10:24:39.624	

P26 23		Claire BECKETT		Suzuki -			
IDEAL LAP TIME : 1:58.524		BEST LAP TIME : 1:58.635		DIFFERENCE : 0.111			
LAP	SECTOR 1	SECTOR 2	LAP TIME	MPH	DIFF	TIME OF DAY	
1 -	1:09.270	1:10.361	2:19.631	64.12	20.996	10:17:00.537	
2 -	1:02.193	1:03.263	2:05.456	71.37	6.821	10:19:05.993	
3 -	1:01.473	1:02.604	2:04.077 (3)	72.16	5.442	10:21:10.070	
4 -	57.663	1:00.972	1:58.635 (1)	75.47		10:23:08.705	
5 -	58.766	1:00.861	1:59.627 (2)	74.85	0.992	10:25:08.332	

Weather / Track : Cloudy / Dry

Donington Park GP

Circuit Length = 2.4873 miles

Start: 10:14 Flag 10:23 End: 10:25

BMCRC - MRO Championships 2016 - Rnd 2 @ Donington Park GP

MRO Minitwins & Rookie Minitwins(Evens)

QUALIFYING - SECTOR ANALYSIS

SECTOR 1 = FL to I1, SECTOR 2 = I1 to FL, DIFF = Difference To Personal Best Lap

P27 85		Justin KELLY		Suzuki -		
IDEAL LAP TIME : 1:57.999		BEST LAP TIME : 1:58.699		DIFFERENCE : 0.700		
LAP	SECTOR 1	SECTOR 2	LAP TIME	MPH	DIFF	TIME OF DAY
1 -	OUTLAP	1:04.286	4:00.387	37.25	2:01.688	10:19:24.865
2 -	58.417	1:01.068	1:59.485 (3)	74.94	0.786	10:21:24.350
3 -	59.052	59.647	1:58.699 (1)	75.43		10:23:23.049
4 -	59.170	59.582	1:58.752 (2)	75.40	0.053	10:25:21.801

P28 68		Thomas EUSTACE		Suzuki - More moto/sublime designs		
IDEAL LAP TIME : 1:59.215		BEST LAP TIME : 1:59.215		DIFFERENCE : 0.000		
LAP	SECTOR 1	SECTOR 2	LAP TIME	MPH	DIFF	TIME OF DAY
1 -	1:02.355	1:03.946	2:06.301	70.89	7.086	10:16:37.977
2 -	58.152	1:01.063	1:59.215 (1)	75.11		10:18:37.192
3 -	59.021	1:01.242	2:00.263 (2)	74.45	1.048	10:20:37.455
4 -	59.418	1:01.293	2:00.711 (3)	74.18	1.496	10:22:38.166
5 -	58.613	IN PIT	2:02.408 P	73.15	3.193	10:24:40.574

P29 38		Bob COUCHMAN		Suzuki -		
IDEAL LAP TIME : 1:59.070		BEST LAP TIME : 1:59.245		DIFFERENCE : 0.175		
LAP	SECTOR 1	SECTOR 2	LAP TIME	MPH	DIFF	TIME OF DAY
1 -	1:09.601	1:09.114	2:18.715	64.55	19.470	10:16:58.525
2 -	1:00.254	1:04.701	2:04.955	71.66	5.710	10:19:03.480
3 -	59.502	1:02.055	2:01.557 (3)	73.66	2.312	10:21:05.037
4 -	58.959	1:00.286	1:59.245 (1)	75.09		10:23:04.282
5 -	58.784	1:00.495	1:59.279 (2)	75.07	0.034	10:25:03.561

P30 75		Patrick SMITH		Suzuki -		
IDEAL LAP TIME : 1:59.435		BEST LAP TIME : 1:59.482		DIFFERENCE : 0.047		
LAP	SECTOR 1	SECTOR 2	LAP TIME	MPH	DIFF	TIME OF DAY
1 -	1:05.503	1:05.433	2:10.936 (3)	68.38	11.454	10:16:45.711
2 -	59.550	1:01.587	2:01.137 (2)	73.92	1.655	10:18:46.848
3 -	57.848	1:01.634	1:59.482 (1)	74.94		10:20:46.330

P31 42 RMT		Gary CARLIN		Suzuki -		
IDEAL LAP TIME : 1:59.553		BEST LAP TIME : 1:59.740		DIFFERENCE : 0.187		
LAP	SECTOR 1	SECTOR 2	LAP TIME	MPH	DIFF	TIME OF DAY
1 -	1:02.057	1:03.856	2:05.913	71.11	6.173	10:16:34.411
2 -	58.583	1:01.157	1:59.740 (1)	74.78		10:18:34.151
3 -	58.396	1:04.108	2:02.504 (2)	73.09	2.764	10:20:36.655
4 -	1:01.725	1:04.093	2:05.818	71.16	6.078	10:22:42.473
5 -	1:00.072	1:03.141	2:03.213 (3)	72.67	3.473	10:24:45.686

P32 35		Tyler WALSH		Suzuki - GBR Powerlines		
IDEAL LAP TIME : 1:59.996		BEST LAP TIME : 1:59.996		DIFFERENCE : 0.000		
LAP	SECTOR 1	SECTOR 2	LAP TIME	MPH	DIFF	TIME OF DAY
1 -	1:08.651	1:12.472	2:21.123	63.45	21.127	10:17:05.369
2 -	1:04.704	1:05.149	2:09.853 (3)	68.95	9.857	10:19:15.222
3 -	58.374	1:01.622	1:59.996 (1)	74.62		10:21:15.218
4 -	1:00.014	1:08.903	2:08.917 (2)	69.45	8.921	10:23:24.135
5 -	1:03.035	IN PIT	2:13.329 P	67.16	13.333	10:25:37.464

P33 195		Robert CADIZ		Suzuki -		
IDEAL LAP TIME : 1:59.554		BEST LAP TIME : 2:00.370		DIFFERENCE : 0.816		
LAP	SECTOR 1	SECTOR 2	LAP TIME	MPH	DIFF	TIME OF DAY
1 -	1:04.257	1:04.289	2:08.546 (2)	69.65	8.176	10:16:40.136
2 -	58.937	1:01.433	2:00.370 (1)	74.39		10:18:40.506

Weather / Track : Cloudy / Dry

Donington Park GP
Circuit Length = 2.4873 miles
Start: 10:14 Flag 10:23 End: 10:25

BMCRC - MRO Championships 2016 - Rnd 2 @ Donington Park GP

MRO Minitwins & Rookie Minitwins(Evens)

QUALIFYING - SECTOR ANALYSIS

SECTOR 1 = FL to I1, SECTOR 2 = I1 to FL, DIFF = Difference To Personal Best Lap

P34 9		Vincent LEWIN		Suzuki - vinitwinracing.co.uk		
IDEAL LAP TIME : 2:00.747		BEST LAP TIME : 2:00.747		DIFFERENCE : 0.000		
LAP	SECTOR 1	SECTOR 2	LAP TIME	MPH	DIFF	TIME OF DAY
1 -	1:07.666	1:04.806	2:12.472	67.59	11.725	10:17:14.149
2 -	1:00.667	1:03.550	2:04.217	72.08	3.470	10:19:18.366
3 -	1:00.591	1:02.581	2:03.172 (3)	72.69	2.425	10:21:21.538
4 -	1:00.133	1:03.025	2:03.158 (2)	72.70	2.411	10:23:24.696
5 -	59.145	1:01.602	2:00.747 (1)	74.15		10:25:25.443

P35 118		James PLUMMER		Suzuki -		
IDEAL LAP TIME : 2:00.399		BEST LAP TIME : 2:00.913		DIFFERENCE : 0.514		
LAP	SECTOR 1	SECTOR 2	LAP TIME	MPH	DIFF	TIME OF DAY
1 -	1:09.927	1:09.503	2:19.430	64.22	18.517	10:17:07.545
2 -	1:03.622	1:05.649	2:09.271	69.26	8.358	10:19:16.816
3 -	59.790	1:02.167	2:01.957 (2)	73.42	1.044	10:21:18.773
4 -	59.507	1:03.568	2:03.075 (3)	72.75	2.162	10:23:21.848
5 -	1:00.021	1:00.892	2:00.913 (1)	74.05		10:25:22.761

P36 30 RMT		Andrew PLAYLE		Suzuki - HP Racing		
IDEAL LAP TIME :		BEST LAP TIME : 2:01.008		DIFFERENCE :		
LAP	SECTOR 1	SECTOR 2	LAP TIME	MPH	DIFF	TIME OF DAY
1 -			2:19.436	64.21	18.427	10:16:58.325
2 -			2:10.419	68.65	9.410	10:19:08.744
3 -			2:04.852 (3)	71.72	3.843	10:21:13.596
4 -			2:03.751 (2)	72.35	2.743	10:23:17.347
5 -			2:01.008 (1)	73.99		10:25:18.356

P37 97		Jake PACKHAM		Suzuki -		
IDEAL LAP TIME : 2:02.255		BEST LAP TIME : 2:02.312		DIFFERENCE : 0.057		
LAP	SECTOR 1	SECTOR 2	LAP TIME	MPH	DIFF	TIME OF DAY
1 -	1:09.546	1:11.741	2:21.287	63.37	18.975	10:17:10.088
2 -	1:02.593	1:04.747	2:07.340	70.31	5.028	10:19:17.428
3 -	59.667	1:03.421	2:03.088 (2)	72.74	0.776	10:21:20.516
4 -	1:00.910	1:02.903	2:03.813 (3)	72.32	1.501	10:23:24.329
5 -	59.352	1:02.960	2:02.312 (1)	73.20		10:25:26.641

P38 13		Rob TAYLOR		Suzuki -		
IDEAL LAP TIME : 2:01.263		BEST LAP TIME : 2:02.506		DIFFERENCE : 1.243		
LAP	SECTOR 1	SECTOR 2	LAP TIME	MPH	DIFF	TIME OF DAY
1 -	1:11.058	1:09.159	2:20.217	63.86	17.711	10:17:09.784
2 -	1:01.751	1:03.963	2:05.714	71.22	3.208	10:19:15.498
3 -	1:00.420	1:02.271	2:02.691 (2)	72.98	0.185	10:21:18.189
4 -	59.531	1:02.975	2:02.506 (1)	73.09		10:23:20.695
5 -	1:02.486	1:01.732	2:04.218 (3)	72.08	1.712	10:25:24.913

P39 67		Mike DEVALL		Suzuki -		
IDEAL LAP TIME : 2:02.362		BEST LAP TIME : 2:02.649		DIFFERENCE : 0.287		
LAP	SECTOR 1	SECTOR 2	LAP TIME	MPH	DIFF	TIME OF DAY
1 -	1:06.909	1:06.384	2:13.293	67.17	10.644	10:16:47.013
2 -	59.805	1:02.844	2:02.649 (1)	73.00		10:18:49.662
3 -	1:00.379	1:02.557	2:02.936 (2)	72.83	0.287	10:20:52.598
4 -	1:00.610	1:03.169	2:03.779 (3)	72.34	1.130	10:22:56.377
5 -	1:02.152	1:03.540	2:05.692	71.24	3.043	10:25:02.069

P40 54		Adam JAMISON		Suzuki - AJ Racing		
IDEAL LAP TIME : 1:58.267		BEST LAP TIME : 2:02.760		DIFFERENCE : 4.493		
LAP	SECTOR 1	SECTOR 2	LAP TIME	MPH	DIFF	TIME OF DAY

Donington Park GP
 Circuit Length = 2.4873 miles
 Start: 10:14 Flag 10:23 End: 10:25

Weather / Track : Cloudy / Dry

BMCRC - MRO Championships 2016 - Rnd 2 @ Donington Park GP

MRO Minitwins & Rookie Minitwins(Evens)

QUALIFYING - SECTOR ANALYSIS

SECTOR 1 = FL to I1, SECTOR 2 = I1 to FL, DIFF = Difference To Personal Best Lap

1 - 1:01.630 1:01.130 2:02.760 (1) 72.94 10:16:28.561

P41 32		Chris THAY		Suzuki - Scell-it uk			
IDEAL LAP TIME : 2:02.976		BEST LAP TIME : 2:03.220		DIFFERENCE : 0.244			
LAP	SECTOR 1	SECTOR 2	LAP TIME	MPH	DIFF	TIME OF DAY	
1 -	1:06.570	1:05.525	2:12.095	67.78	8.875	10:16:51.667	
2 -	1:00.851	1:02.846	2:03.697 (2)	72.39	0.477	10:18:55.364	
3 -	1:00.494	1:02.726	2:03.220 (1)	72.67		10:20:58.584	
4 -	1:00.250	1:03.647	2:03.897 (3)	72.27	0.677	10:23:02.481	
5 -	1:00.332	1:03.864	2:04.196	72.09	0.976	10:25:06.677	

P42 24 RMT		Alex SIMMONS		Suzuki - Westcountry Windings			
IDEAL LAP TIME : 2:04.011		BEST LAP TIME : 2:04.011		DIFFERENCE : 0.000			
LAP	SECTOR 1	SECTOR 2	LAP TIME	MPH	DIFF	TIME OF DAY	
1 -	1:11.006	1:08.647	2:19.653	64.11	15.642	10:17:05.466	
2 -	1:03.898	1:03.778	2:07.676	70.13	3.665	10:19:13.142	
3 -	1:02.509	1:04.327	2:06.836 (3)	70.59	2.825	10:21:19.978	
4 -	1:01.274	1:04.512	2:05.786 (2)	71.18	1.775	10:23:25.764	
5 -	1:00.687	1:03.324	2:04.011 (1)	72.20		10:25:29.775	

P43 888 RMT		Thomas HOWARD		Suzuki - Parabolica Solutions			
IDEAL LAP TIME : 2:04.925		BEST LAP TIME : 2:04.925		DIFFERENCE : 0.000			
LAP	SECTOR 1	SECTOR 2	LAP TIME	MPH	DIFF	TIME OF DAY	
1 -	1:06.735	1:08.464	2:15.199	66.23	10.274	10:16:59.575	
2 -	1:02.517	1:04.374	2:06.891 (2)	70.56	1.966	10:19:06.466	
3 -	1:02.085	1:02.840	2:04.925 (1)	71.67		10:21:11.391	
4 -	1:02.553	1:04.765	2:07.318 (3)	70.33	2.393	10:23:18.709	
5 -	1:03.918	IN PIT	2:15.462 P	66.10	10.537	10:25:34.171	

P44 16 RMT		Geoff LANSDSELL		Suzuki - EPG Domestic			
IDEAL LAP TIME : 2:03.933		BEST LAP TIME : 2:04.958		DIFFERENCE : 1.025			
LAP	SECTOR 1	SECTOR 2	LAP TIME	MPH	DIFF	TIME OF DAY	
1 -	1:10.544	1:08.902	2:19.446	64.21	14.488	10:17:10.095	
2 -	1:03.260	1:04.400	2:07.660 (3)	70.14	2.702	10:19:17.755	
3 -	1:00.739	1:04.219	2:04.958 (1)	71.65		10:21:22.713	
4 -	1:02.881	1:03.194	2:06.075 (2)	71.02	1.117	10:23:28.788	
5 -	1:01.693	1:06.152	2:07.845	70.04	2.887	10:25:36.633	

P45 55		Michael COPLEY		Suzuki - Jayne copley			
IDEAL LAP TIME : 2:04.853		BEST LAP TIME : 2:04.998		DIFFERENCE : 0.145			
LAP	SECTOR 1	SECTOR 2	LAP TIME	MPH	DIFF	TIME OF DAY	
1 -	1:09.856	1:10.430	2:20.286	63.83	15.288	10:16:55.182	
2 -	1:02.900	1:05.255	2:08.155	69.87	3.157	10:19:03.337	
3 -	1:02.649	1:03.606	2:06.255 (2)	70.92	1.257	10:21:09.592	
4 -	1:01.247	1:03.751	2:04.998 (1)	71.63		10:23:14.590	
5 -	1:02.019	1:05.210	2:07.229 (3)	70.38	2.231	10:25:21.819	

P46 66		Mark SMITH		Suzuki - Nick&Brian Scott fisheries			
IDEAL LAP TIME : 2:03.734		BEST LAP TIME : 2:05.036		DIFFERENCE : 1.302			
LAP	SECTOR 1	SECTOR 2	LAP TIME	MPH	DIFF	TIME OF DAY	
1 -	1:09.125	1:10.736	2:19.861	64.02	14.825	10:17:01.187	
2 -	1:02.543	1:05.960	2:08.503	69.68	3.467	10:19:09.690	
3 -	1:02.071	1:03.156	2:05.227 (2)	71.50	0.191	10:21:14.917	
4 -	1:00.578	1:04.458	2:05.036 (1)	71.61		10:23:19.953	
5 -	1:02.938	1:05.391	2:08.329 (3)	69.77	3.293	10:25:28.282	

Weather / Track : Cloudy / Dry

Donington Park GP
Circuit Length = 2.4873 miles
Start: 10:14 Flag 10:23 End: 10:25

BMCRC - MRO Championships 2016 - Rnd 2 @ Donington Park GP

MRO Minitwins & Rookie Minitwins(Evens)

QUALIFYING - SECTOR ANALYSIS

SECTOR 1 = FL to I1, SECTOR 2 = I1 to FL, DIFF = Difference To Personal Best Lap

P47 15		Stephen JONES		SUZUKI - MW SOLICITORS			
IDEAL LAP TIME : 2:05.758		BEST LAP TIME : 2:05.758		DIFFERENCE : 0.000			
LAP	SECTOR 1	SECTOR 2	LAP TIME	MPH	DIFF	TIME OF DAY	
1 -	1:09.043	1:07.814	2:16.857 (3)	65.42	11.099	10:19:42.299	
2 -	1:02.925	1:04.000	2:06.925 (2)	70.54	1.167	10:21:49.224	
3 -	1:02.227	1:03.531	2:05.758 (1)	71.20		10:23:54.982	

P48 31		Kelvin EVENDEN		Suzuki - Glosrose Group			
IDEAL LAP TIME : 2:05.185		BEST LAP TIME : 2:05.874		DIFFERENCE : 0.689			
LAP	SECTOR 1	SECTOR 2	LAP TIME	MPH	DIFF	TIME OF DAY	
1 -	1:08.630	1:07.337	2:15.967	65.85	10.093	10:16:55.333	
2 -	1:00.795	1:08.210	2:09.005	69.41	3.131	10:19:04.338	
3 -	1:02.378	1:04.531	2:06.909 (2)	70.55	1.035	10:21:11.247	
4 -	1:01.484	1:04.390	2:05.874 (1)	71.13		10:23:17.121	
5 -	1:02.142	1:04.872	2:07.014 (3)	70.49	1.140	10:25:24.135	

P49 728 RMT		David DOWNING		Suzuki -			
IDEAL LAP TIME : 2:16.050		BEST LAP TIME : 2:16.050		DIFFERENCE : 0.000			
LAP	SECTOR 1	SECTOR 2	LAP TIME	MPH	DIFF	TIME OF DAY	
1 -	1:15.518	1:13.055	2:28.573	60.26	12.523	10:17:21.812	
2 -	1:13.466	1:13.631	2:27.097 (3)	60.87	11.047	10:19:48.909	
3 -	1:13.078	1:09.861	2:22.939 (2)	62.64	6.889	10:22:11.848	
4 -	1:06.894	1:09.156	2:16.050 (1)	65.81		10:24:27.898	

P50 26 RMT		Steven DOLAN		Suzuki -			
IDEAL LAP TIME : 2:21.216		BEST LAP TIME : 2:21.216		DIFFERENCE : 0.000			
LAP	SECTOR 1	SECTOR 2	LAP TIME	MPH	DIFF	TIME OF DAY	
1 -	1:14.479	1:14.927	2:29.406	59.93	8.190	10:17:24.376	
2 -	1:11.573	1:11.506	2:23.079 (2)	62.58	1.863	10:19:47.455	
3 -	1:13.407	1:11.851	2:25.258 (3)	61.64	4.042	10:22:12.713	
4 -	1:10.448	1:10.768	2:21.216 (1)	63.40		10:24:33.929	

BMCRC - MRO Championships 2016 - Rnd 2 @ Donington Park GP

MRO Minitwins & Rookie Minitwins(Evens)

QUALIFYING - BEST SECTORS

SECTOR 1			SECTOR 2			IDEAL / BEST COMPARISON						
POS	NO	NAME	TIME	NO	NAME	TIME	POS	NO	NAME	IDEAL	BEST	DIFF
									PERFECT LAP	1:48.732		
1	2	POVAH	52.721	2	POVAH	56.011	1	2	POVAH	1:48.732	1:48.732	0.000
2	95	ROBERTSON	53.215	86	WITHERINGTON	56.974	2	61	YATES	1:50.543	1:51.648	1.105
3	61	YATES	53.444	61	YATES	57.099	3	95	ROBERTSON	1:50.562	1:50.562	0.000
4	7	HICKLING	53.513	444	WILLIAMS	57.102	4	86	WITHERINGTON	1:50.703	1:50.703	0.000
5	86	WITHERINGTON	53.729	95	ROBERTSON	57.347	5	7	HICKLING	1:50.977	1:50.977	0.000
6	111	FOLKES	54.800	7	HICKLING	57.464	6	444	WILLIAMS	1:52.007	1:53.658	1.651
7	444	WILLIAMS	54.905	58	COSTIN	58.186	7	58	COSTIN	1:53.464	1:54.832	1.368
8	58	COSTIN	55.278	124	BUTLER	58.237	8	111	FOLKES	1:53.946	1:53.946	0.000
9	199	COLLINS	55.647	98	TOPPING	58.657	9	124	BUTLER	1:54.920	1:55.125	0.205
10	69	SHARP	55.812	192	MOFFA	58.781	10	192	MOFFA	1:54.938	1:54.938	0.000
11	22	DOWDS	56.034	22	DOWDS	58.921	11	22	DOWDS	1:54.955	1:55.310	0.355
12	192	MOFFA	56.157	34	JOHNSON	58.976	12	69	SHARP	1:55.062	1:55.062	0.000
13	34	JOHNSON	56.264	5	MANTELL	59.115	13	34	JOHNSON	1:55.240	1:55.240	0.000
14	51	RUTTER	56.430	111	FOLKES	59.146	14	98	TOPPING	1:55.273	1:55.769	0.496
15	139	COPELEY	56.440	69	SHARP	59.250	15	51	RUTTER	1:55.845	1:56.626	0.781
16	74	SINGLETON	56.523	51	RUTTER	59.415	16	199	COLLINS	1:56.084	1:56.084	0.000
17	98	TOPPING	56.616	48	WALLIS	59.457	17	74	SINGLETON	1:56.121	1:56.121	0.000
18	124	BUTLER	56.683	93	WALLIS	59.474	18	139	COPELEY	1:56.123	1:56.123	0.000
19	20	TOUCEDA	56.791	20	TOUCEDA	59.529	19	20	TOUCEDA	1:56.320	1:57.027	0.707
20	81	MAY	57.027	85	KELLY	59.582	20	12	EDWARDS	1:56.960	1:56.960	0.000
21	54	JAMISON	57.137	74	SINGLETON	59.598	21	5	MANTELL	1:56.966	1:57.496	0.530
22	72	MILLER	57.219	139	COPELEY	59.683	22	48	WALLIS	1:56.969	1:56.969	0.000
23	12	EDWARDS	57.254	12	EDWARDS	59.706	23	72	MILLER	1:57.065	1:57.065	0.000
24	48	WALLIS	57.512	72	MILLER	59.846	24	93	WALLIS	1:57.139	1:57.139	0.000
25	23	BECKETT	57.663	38	COUCHMAN	1:00.286	25	81	MAY	1:57.824	1:58.120	0.296
26	93	WALLIS	57.665	199	COLLINS	1:00.437	26	85	KELLY	1:57.999	1:58.699	0.700
27	75	SMITH	57.848	81	MAY	1:00.797	27	54	JAMISON	1:58.267	2:02.760	4.493
28	5	MANTELL	57.851	23	BECKETT	1:00.861	28	23	BECKETT	1:58.524	1:58.635	0.111
29	195	CADIZ	58.121	118	PLUMMER	1:00.892	29	38	COUCHMAN	1:59.070	1:59.245	0.175
30	68	EUSTACE	58.152	68	EUSTACE	1:01.063	30	68	EUSTACE	1:59.215	1:59.215	0.000
31	35	WALSH	58.374	54	JAMISON	1:01.130	31	75	SMITH	1:59.435	1:59.482	0.047
32	42	CARLIN	58.396	42	CARLIN	1:01.157	32	42	CARLIN	1:59.553	1:59.740	0.187
33	85	KELLY	58.417	195	CADIZ	1:01.433	33	195	CADIZ	1:59.554	2:00.370	0.816
34	38	COUCHMAN	58.784	75	SMITH	1:01.587	34	35	WALSH	1:59.996	1:59.996	0.000
35	9	LEWIN	59.145	9	LEWIN	1:01.602	35	118	PLUMMER	2:00.399	2:00.913	0.514
36	97	PACKHAM	59.352	35	WALSH	1:01.622	36	9	LEWIN	2:00.747	2:00.747	0.000
37	118	PLUMMER	59.507	13	TAYLOR	1:01.732	37	13	TAYLOR	2:01.263	2:02.506	1.243
38	13	TAYLOR	59.531	67	DEVALL	1:02.557	38	97	PACKHAM	2:02.255	2:02.312	0.057
39	67	DEVALL	59.805	32	THAY	1:02.726	39	67	DEVALL	2:02.362	2:02.649	0.287
40	32	THAY	1:00.250	888	HOWARD	1:02.840	40	32	THAY	2:02.976	2:03.220	0.244
41	66	SMITH	1:00.578	97	PACKHAM	1:02.903	41	66	SMITH	2:03.734	2:05.036	1.302
42	24	SIMMONS	1:00.687	66	SMITH	1:03.156	42	16	LANSDELL	2:03.933	2:04.958	1.025
43	16	LANSDELL	1:00.739	16	LANSDELL	1:03.194	43	24	SIMMONS	2:04.011	2:04.011	0.000
44	31	EVENDEN	1:00.795	24	SIMMONS	1:03.324	44	55	COPELEY	2:04.853	2:04.998	0.145
45	55	COPELEY	1:01.247	15	JONES	1:03.531	45	888	HOWARD	2:04.925	2:04.925	0.000
46	888	HOWARD	1:02.085	55	COPELEY	1:03.606	46	31	EVENDEN	2:05.185	2:05.874	0.689
47	15	JONES	1:02.227	31	EVENDEN	1:04.390	47	15	JONES	2:05.758	2:05.758	0.000
48	728	DOWNING	1:06.894	728	DOWNING	1:09.156	48	728	DOWNING	2:16.050	2:16.050	0.000
49	26	DOLAN	1:10.448	26	DOLAN	1:10.768	49	26	DOLAN	2:21.216	2:21.216	0.000
50							50	30	PLAYLE		2:01.008	
51												

Weather / Track : Cloudy / Dry

Donington Park GP

Circuit Length = 2.4873 miles

Start: 10:14 Flag 10:23 End: 10:25

Results can be found at www.tsl-timing.com

Printed - 10:26 Saturday, 09 April 2016

BMCRC - MRO Championships 2016 - Rnd 2 @ Donington Park GP



MRO Minitwins

RACE 6 - CLASSIFICATION

POS	NO	NAME	ENTRY	LAPS	TIME	GAP	DIFF	MPH	BEST	ON
1	7	Richard HICKLING	Suzuki - Think Cars / Lids By Wood	6	10:34.949			84.40	1:43.828	6
2	124*	Kurtis BUTLER	Suzuki - PGVM / 3vk	6	10:38.318	3.369	3.369	83.95	1:44.747	5
3	86	Paul WITHERINGTON	Suzuki - P&R plumbing	6	10:38.438	3.489	0.120	83.93	1:44.713	5
4	192	Daniel MOFFA	Suzuki - Forest Stump	6	10:42.478	7.529	4.040	83.41	1:45.345	4
5	58	Steve COSTIN	Suzuki - AUTO REVIVE, SAKURA, LKY7SPORTS	6	10:42.952	8.003	0.474	83.35	1:45.357	3
6	35	Tyler WALSH	Suzuki - GBR Powerlines	6	10:47.432	12.483	4.480	82.77	1:45.815	5
7	2*	Jake POVAH	Suzuki - www.78plate.com	6	10:48.557	13.608	1.125	82.62	1:44.963	6
8	68	Thomas EUSTACE	Suzuki - More moto/sublime designs	6	10:48.914	13.965	0.357	82.58	1:45.745	3
9	111	Ryan FOLKES	Suzuki -	6	10:51.290	16.341	2.376	82.28	1:46.977	6
10	5*	Barry MANTELL	Suzuki - Swedish car connection	6	10:51.311	16.362	0.021	82.28	1:46.531	4
11	54	Adam JAMISON	Suzuki - AJ Racing	6	11:00.112	25.163	8.801	81.18	1:47.892	6
12	118	James PLUMMER	Suzuki -	6	11:00.130	25.181	0.018	81.18	1:47.828	6
13	444	Mark WILLIAMS	Suzuki - F.C.L MOTORCYCLES	6	11:07.726	32.777	7.596	80.25	1:50.398	5
14	22	Darren DOWDS	Suzuki - sublime designs racing	6	11:08.252	33.303	0.526	80.19	1:47.449	6
15	51	Theo RUTTER	Suzuki -	6	11:08.816	33.867	0.564	80.12	1:48.194	6
16	85	Justin KELLY	Suzuki -	6	11:09.993	35.044	1.177	79.98	1:48.277	6
17	199	Lloyd COLLINS	Suzuki - Warren Drives	6	11:12.054	37.105	2.061	79.74	1:49.025	6
18	97	Jake PACKHAM	Suzuki -	6	11:12.683	37.734	0.629	79.66	1:49.448	5
19	48	Shaun WALLIS	Suzuki -	6	11:13.372	38.423	0.689	79.58	1:51.132	5
20	139	Antony COPLEY	Suzuki -	6	11:22.735	47.786	9.363	78.49	1:52.151	3
21	195	Robert CADIZ	Suzuki -	6	11:24.499	49.550	1.764	78.29	1:50.035	6
22	93	Jack WALLIS	Suzuki - Grumpdad	6	11:24.645	49.696	0.146	78.27	1:50.107	6
23	20	Jose TOUCEDA	Suzuki - Cell2	6	11:26.028	51.079	1.383	78.11	1:50.562	3
24	72	Kevin MILLER	Suzuki - Mechanical Air Supplies Ltd	6	11:27.612	52.663	1.584	77.93	1:52.513	6
25	38	Bob COUCHMAN	Suzuki -	6	11:27.993	53.044	0.381	77.89	1:52.202	6
26	23	Claire BECKETT	Suzuki -	6	11:42.394	1:07.445	14.401	76.29	1:54.121	3
27	75	Patrick SMITH	Suzuki -	6	11:43.480	1:08.531	1.086	76.17	1:54.734	3
28	32	Chris THAY	Suzuki - Scell-it uk	6	11:46.970	1:12.021	3.490	75.80	1:54.279	6
29	15	Stephen JONES	SUZUKI - MW SOLICITORS	6	11:49.266	1:14.317	2.296	75.55	1:55.407	6
30	9	Vincent LEWIN	Suzuki - vinitwinracing.co.uk	6	11:55.299	1:20.350	6.033	74.92	1:54.932	6
31	13	Rob TAYLOR	Suzuki -	6	11:55.694	1:20.745	0.395	74.87	1:55.558	5
32	55	Michael COPLEY	Suzuki - Jayne copley	6	12:03.943	1:28.994	8.249	74.02	1:58.481	5
33	66	Mark SMITH	Suzuki - Nick&Brian Scott fisheries	6	12:11.532	1:36.583	7.589	73.25	1:59.294	6
34	67	Mike DEVAL	Suzuki -	6	12:13.694	1:38.745	2.162	73.04	1:59.045	6

NOT CLASSIFIED

DNF	31	Kelvin EVENDEN	Suzuki - Glosrose Group	5	10:56.830	1 Lap	1 Lap	67.95	2:08.506	2
DNF	26	Glynn DAVIES	Suzuki -	4	7:15.500	2 Laps	1 Lap	81.93	1:44.361	4
DNF	34	Andrew JOHNSON	Suzuki - Rose & Charlie Racing	3	5:39.698	3 Laps	1 Lap	78.67	1:50.031	3
DNF	98	Steven TOPPING	Suzuki -	2	4:28.461	4 Laps	1 Lap	66.20	1:53.760	1
DNF	95	Grant ROBERTSON	Suzuki -	0						
DNF	61	Michael YATES	Suzuki -	0						

FASTEST LAP

7	Richard HICKLING	Suzuki - Think Cars / Lids By Wood	6	1:43.828	86.24 mph	138.79 kph
---	------------------	------------------------------------	---	----------	-----------	------------

* BIKE #2 - 10 SECOND PENALTY, OVERTAKING UNDER YELLOW FLAGS.

* BIKES #5 & #124 - LOW TRANSPONDER BATTERY, PLEASE CHARGE.

90% of Race Speed = 75.96 mph

Donington Park GP

Circuit Length = 2.4873 miles

Start: 14:06 Flag 14:17 End: 14:18

Weather / Track : Cloudy / Dry

These results are provisional until the conclusion of any judicial and technical matters.

Clerk Of Course :	Timekeeper :
-------------------	--------------

Results can be found at www.tsl-timing.com

Printed - 14:19 Saturday, 09 April 2016



BMCRC - MRO Championships 2016 - Rnd 2 @ Donington Park GP

MRO Minitwins

RACE 6 - LAP CHART

LAP 1 @ 14:08:15.525

NO	BEHIND	LAP TIME
2		1:49.508
7	0.298	1:49.806
86	1.204	1:50.712
124	1.587	1:51.095
58	2.443	1:51.951
192	3.350	1:52.858
111	4.011	1:53.519
98	4.252	1:53.760
444	5.020	1:54.528
5	5.621	1:55.129
35	6.430	1:55.938
48	6.852	1:56.360
68	7.066	1:56.574
54	7.295	1:56.803
51	8.053	1:57.561
118	8.231	1:57.739
26	8.617	1:58.125
199	9.197	1:58.705
34	9.301	1:58.809
85	9.946	1:59.454
139	9.964	1:59.472
22	10.463	1:59.971
72	11.397	2:00.905
38	12.230	2:01.738
97	12.501	2:02.009
93	12.624	2:02.132
195	13.609	2:03.117
75	13.685	2:03.193
23	14.685	2:04.193
32	17.374	2:06.882
20	17.588	2:07.096
15	17.931	2:07.439
55	18.990	2:08.498
9	19.233	2:08.741
67	20.093	2:09.601
13	20.223	2:09.731
66	20.640	2:10.148
31	24.202	2:13.710

LAP 2 @ 14:10:02.101

NO	BEHIND	LAP TIME
2		1:46.576
7	0.267	1:46.545
124	0.765	1:45.754
86	1.288	1:46.660
58	1.449	1:45.582
192	4.085	1:47.311
111	5.474	1:48.039
35	6.963	1:47.109
68	7.718	1:47.228
5	8.123	1:49.078
444	9.129	1:50.685
26	9.574	1:47.533
54	9.741	1:49.022
118	10.360	1:48.705
48	11.441	1:51.165
51	12.886	1:51.409
34	13.583	1:50.858
199	14.728	1:52.107
85	15.158	1:51.788
139	15.740	1:52.352
22	15.844	1:51.957

Weather / Track : Cloudy / Dry

Results can be found at www.tsl-timing.com

97	17.810	1:51.885
72	19.253	1:54.432
93	20.199	1:54.151
38	21.193	1:55.539
195	22.763	1:55.730
75	23.275	1:56.166
20	23.664	1:52.652
23	24.946	1:56.837
15	27.776	1:56.421
32	28.437	1:57.639
55	32.249	1:59.835
13	32.751	1:59.104
9	34.837	2:02.180
66	36.080	2:02.016
67	36.913	2:03.396
31	46.132	2:08.506
98	52.377	2:34.701 P

LAP 3 @ 14:11:47.786

NO	BEHIND	LAP TIME
7		1:45.418
124	0.389	1:45.309
2	0.589	1:46.274
58	1.121	1:45.357
86	1.194	1:45.591
192	3.756	1:45.356
111	7.074	1:47.285
35	7.178	1:45.900
68	7.778	1:45.745
5	9.234	1:46.796
26	9.370	1:45.481
54	13.166	1:49.110
118	13.262	1:48.587
444	14.546	1:51.102
51	17.785	1:50.584
48	17.912	1:52.156
34	17.929	1:50.031
22	19.103	1:48.944
85	19.935	1:50.462
199	19.954	1:50.911
97	21.662	1:49.537
139	22.206	1:52.151
72	26.200	1:52.632
93	27.225	1:52.711
38	27.953	1:52.445
20	28.541	1:50.562
195	29.396	1:52.318
75	32.324	1:54.734
23	33.382	1:54.121
32	38.860	1:56.108
15	39.310	1:57.219
13	44.462	1:57.396
55	45.257	1:58.693
9	46.064	1:56.912
66	50.434	2:00.039
67	52.022	2:00.794
31	1:09.336	2:08.889

LAP 4 @ 14:13:32.761

NO	BEHIND	LAP TIME
7		1:44.975
124	1.276	1:45.862
2	1.563	1:45.949
86	1.955	1:45.736

58	2.631	1:46.485
192	4.126	1:45.345
35	8.493	1:46.290
26	8.756	1:44.361
68	9.572	1:46.769
111	10.479	1:48.380
5	10.790	1:46.531
118	16.410	1:48.123
54	17.038	1:48.847
444	19.970	1:50.399
51	23.104	1:50.294
22	23.460	1:49.332
48	24.362	1:51.425
85	24.754	1:49.794
97	26.168	1:49.481
199	26.200	1:51.221
139	29.936	1:52.705
72	34.160	1:52.935
93	34.718	1:52.468
20	35.708	1:52.142
195	35.925	1:51.504
38	36.603	1:53.625
75	44.113	1:56.764
23	44.339	1:55.932
32	50.193	1:56.308
15	50.531	1:56.196
13	57.113	1:57.626
9	57.663	1:56.574
55	58.987	1:58.705
66	1:05.359	1:59.900
67	1:08.334	2:01.287
31	1:33.438	2:09.077

LAP 5 @ 14:15:17.138

NO	BEHIND	LAP TIME
7		1:44.377
124	1.646	1:44.747
86	2.291	1:44.713
2	2.473	1:45.287
58	4.390	1:46.136
192	5.235	1:45.486
35	9.931	1:45.815
68	11.625	1:46.430
111	13.192	1:47.090
5	13.366	1:46.953
54	21.099	1:48.438
118	21.181	1:49.148
444	25.991	1:50.398
51	29.501	1:50.774
22	29.682	1:50.599
85	30.595	1:50.218
48	31.117	1:51.132
97	31.239	1:49.448
199	31.908	1:50.085
139	39.322	1:53.763
195	43.343	1:51.795
93	43.417	1:53.076
20	43.800	1:52.469
72	43.978	1:54.195
38	44.670	1:52.444
75	56.249	1:56.513
23	56.869	1:56.907
32	1:01.570	1:55.754
15	1:02.738	1:56.584
13	1:08.294	1:55.558

LAP 6 @ 14:17:00.966

NO	BEHIND	LAP TIME
7		1:43.828
124	3.369	1:45.551
86	3.489	1:45.026
2	3.608	1:44.963
192	7.529	1:46.122
58	8.003	1:47.441
35	12.483	1:46.380
68	13.965	1:46.168
111	16.341	1:46.977
5	16.362	1:46.824
31	1 Lap	2:16.648 P
54	25.163	1:47.892
118	25.181	1:47.828
444	32.777	1:50.614
22	33.303	1:47.449
51	33.867	1:48.194
85	35.044	1:48.277
199	37.105	1:49.025
97	37.734	1:50.323
48	38.423	1:51.134
139	47.786	1:52.292
195	49.550	1:50.035
93	49.696	1:50.107
20	51.079	1:51.107
72	52.663	1:52.513
38	53.044	1:52.202
23	1:07.445	1:54.404
75	1:08.531	1:56.110
32	1:12.021	1:54.279
15	1:14.317	1:55.407
9	1:20.350	1:54.932
13	1:20.745	1:56.279
55	1:28.994	1:59.731
66	1:36.583	1:59.294
67	1:38.745	1:59.045

Donington Park GP

Circuit Length = 2.4873 miles

Start: 14:06 Flag 14:17 End: 14:18

Printed - 14:20 Saturday, 09 April 2016

BMCRC - MRO Championships 2016 - Rnd 2 @ Donington Park GP

MRO Minitwins

RACE 6 - SECTOR ANALYSIS

SECTOR 1 = FL to I1, SECTOR 2 = I1 to FL, DIFF = Difference To Personal Best Lap

P1 7		Richard HICKLING		Suzuki - Think Cars / Lids By Wood		
IDEAL LAP TIME : 1:43.828		BEST LAP TIME : 1:43.828		DIFFERENCE : 0.000		
LAP	SECTOR 1	SECTOR 2	LAP TIME	MPH	DIFF	TIME OF DAY
1 -		54.853	1:49.806	81.54	5.978	14:08:15.823
2 -	51.846	54.699	1:46.545	84.04	2.717	14:10:02.368
3 -	51.269	54.149	1:45.418	84.94	1.590	14:11:47.786
4 -	51.241	53.734	1:44.975 (3)	85.30	1.147	14:13:32.761
5 -	50.636	53.741	1:44.377 (2)	85.78	0.549	14:15:17.138
6 -	50.600	53.228	1:43.828 (1)	86.24		14:17:00.966

P2 124		Kurtis BUTLER		Suzuki - PGVM / 3vk		
IDEAL LAP TIME : 1:44.692		BEST LAP TIME : 1:44.747		DIFFERENCE : 0.055		
LAP	SECTOR 1	SECTOR 2	LAP TIME	MPH	DIFF	TIME OF DAY
1 -		55.059	1:51.095	80.60	6.348	14:08:17.112
2 -	50.872	54.882	1:45.754	84.67	1.007	14:10:02.866
3 -	51.282	54.027	1:45.309 (2)	85.03	0.562	14:11:48.175
4 -	51.239	54.623	1:45.862	84.58	1.115	14:13:34.037
5 -	50.665	54.082	1:44.747 (1)	85.48		14:15:18.784
6 -	51.185	54.366	1:45.551 (3)	84.83	0.804	14:17:04.335

P3 86		Paul WITHERINGTON		Suzuki - P&R plumbing		
IDEAL LAP TIME : 1:44.547		BEST LAP TIME : 1:44.713		DIFFERENCE : 0.166		
LAP	SECTOR 1	SECTOR 2	LAP TIME	MPH	DIFF	TIME OF DAY
1 -		55.034	1:50.712	80.88	5.999	14:08:16.729
2 -	51.476	55.184	1:46.660	83.95	1.947	14:10:03.389
3 -	51.765	53.826	1:45.591 (3)	84.80	0.878	14:11:48.980
4 -	51.279	54.457	1:45.736	84.68	1.023	14:13:34.716
5 -	50.800	53.913	1:44.713 (1)	85.51		14:15:19.429
6 -	50.721	54.305	1:45.026 (2)	85.25	0.313	14:17:04.455

P4 192		Daniel MOFFA		Suzuki - Forest Stump		
IDEAL LAP TIME : 1:44.794		BEST LAP TIME : 1:45.345		DIFFERENCE : 0.551		
LAP	SECTOR 1	SECTOR 2	LAP TIME	MPH	DIFF	TIME OF DAY
1 -		55.853	1:52.858	79.34	7.513	14:08:18.875
2 -	51.417	55.894	1:47.311	83.44	1.966	14:10:06.186
3 -	51.628	53.728	1:45.356 (2)	84.99	0.011	14:11:51.542
4 -	51.066	54.279	1:45.345 (1)	85.00		14:13:36.887
5 -	51.455	54.031	1:45.486 (3)	84.88	0.141	14:15:22.373
6 -	51.558	54.564	1:46.122	84.37	0.777	14:17:08.495

P5 58		Steve COSTIN		Suzuki - AUTO REVIVE, SAKURA, LKY7SPORTS		
IDEAL LAP TIME : 1:45.157		BEST LAP TIME : 1:45.357		DIFFERENCE : 0.200		
LAP	SECTOR 1	SECTOR 2	LAP TIME	MPH	DIFF	TIME OF DAY
1 -		55.604	1:51.951	79.98	6.594	14:08:17.968
2 -	51.207	54.375	1:45.582 (2)	84.81	0.225	14:10:03.550
3 -	51.394	53.963	1:45.357 (1)	84.99		14:11:48.907
4 -	51.194	55.291	1:46.485	84.09	1.128	14:13:35.392
5 -	51.597	54.539	1:46.136 (3)	84.36	0.779	14:15:21.528
6 -	51.825	55.616	1:47.441	83.34	2.084	14:17:08.969

P6 35		Tyler WALSH		Suzuki - GBR Powerlines		
IDEAL LAP TIME : 1:45.578		BEST LAP TIME : 1:45.815		DIFFERENCE : 0.237		
LAP	SECTOR 1	SECTOR 2	LAP TIME	MPH	DIFF	TIME OF DAY
1 -		56.532	1:55.938	77.23	10.123	14:08:21.955
2 -	51.950	55.159	1:47.109	83.60	1.294	14:10:09.064
3 -	51.335	54.565	1:45.900 (2)	84.55	0.085	14:11:54.964
4 -	51.516	54.774	1:46.290 (3)	84.24	0.475	14:13:41.254
5 -	51.546	54.269	1:45.815 (1)	84.62		14:15:27.069

Donington Park GP
 Circuit Length = 2.4873 miles
 Start: 14:06 Flag 14:17 End: 14:18

Weather / Track : Cloudy / Dry

BMCRC - MRO Championships 2016 - Rnd 2 @ Donington Park GP

MRO Minitwins

RACE 6 - SECTOR ANALYSIS

SECTOR 1 = FL to I1, SECTOR 2 = I1 to FL, DIFF = Difference To Personal Best Lap

6 - **51.309** 55.071 1:46.380 84.17 0.565 14:17:13.449

P7 2		Jake POVAH		Suzuki - www.78plate.com			
IDEAL LAP TIME : 1:44.276		BEST LAP TIME : 1:44.963		DIFFERENCE : 0.687			
LAP	SECTOR 1	SECTOR 2	LAP TIME	MPH	DIFF	TIME OF DAY	
1 -		54.374	1:49.508	81.76	4.545	14:08:15.525	
2 -	51.971	54.605	1:46.576	84.01	1.613	14:10:02.101	
3 -	52.012	54.262	1:46.274	84.25	1.311	14:11:48.375	
4 -	51.340	54.609	1:45.949 (3)	84.51	0.986	14:13:34.324	
5 -	51.805	53.482	1:45.287 (2)	85.04	0.324	14:15:19.611	
6 -	50.794	54.169	1:44.963 (1)	85.31		14:17:04.574	

P8 68		Thomas EUSTACE		Suzuki - More moto/sublime designs			
IDEAL LAP TIME : 1:45.724		BEST LAP TIME : 1:45.745		DIFFERENCE : 0.021			
LAP	SECTOR 1	SECTOR 2	LAP TIME	MPH	DIFF	TIME OF DAY	
1 -		58.212	1:56.574	76.81	10.829	14:08:22.591	
2 -	51.873	55.355	1:47.228	83.50	1.483	14:10:09.819	
3 -	50.898	54.847	1:45.745 (1)	84.67		14:11:55.564	
4 -	51.682	55.087	1:46.769	83.86	1.024	14:13:42.333	
5 -	51.299	55.131	1:46.430 (3)	84.13	0.685	14:15:28.763	
6 -	51.342	54.826	1:46.168 (2)	84.34	0.423	14:17:14.931	

P9 111		Ryan FOLKES		Suzuki -			
IDEAL LAP TIME : 1:46.864		BEST LAP TIME : 1:46.977		DIFFERENCE : 0.113			
LAP	SECTOR 1	SECTOR 2	LAP TIME	MPH	DIFF	TIME OF DAY	
1 -		56.569	1:53.519	78.88	6.542	14:08:19.536	
2 -	52.104	55.935	1:48.039	82.88	1.062	14:10:07.575	
3 -	52.042	55.243	1:47.285 (3)	83.46	0.308	14:11:54.860	
4 -	52.141	56.239	1:48.380	82.62	1.403	14:13:43.240	
5 -	51.621	55.469	1:47.090 (2)	83.61	0.113	14:15:30.330	
6 -	51.666	55.311	1:46.977 (1)	83.70		14:17:17.307	

P10 5		Barry MANTELL		Suzuki - Swedish car connection			
IDEAL LAP TIME : 1:46.274		BEST LAP TIME : 1:46.531		DIFFERENCE : 0.257			
LAP	SECTOR 1	SECTOR 2	LAP TIME	MPH	DIFF	TIME OF DAY	
1 -		56.736	1:55.129	77.77	8.598	14:08:21.146	
2 -	53.540	55.538	1:49.078	82.09	2.547	14:10:10.224	
3 -	51.829	54.967	1:46.796 (2)	83.84	0.265	14:11:57.020	
4 -	51.811	54.720	1:46.531 (1)	84.05		14:13:43.551	
5 -	51.554	55.399	1:46.953	83.72	0.422	14:15:30.504	
6 -	51.870	54.954	1:46.824 (3)	83.82	0.293	14:17:17.328	

P11 54		Adam JAMISON		Suzuki - AJ Racing			
IDEAL LAP TIME : 1:47.642		BEST LAP TIME : 1:47.892		DIFFERENCE : 0.250			
LAP	SECTOR 1	SECTOR 2	LAP TIME	MPH	DIFF	TIME OF DAY	
1 -		56.557	1:56.803	76.66	8.911	14:08:22.820	
2 -	53.336	55.686	1:49.022	82.13	1.130	14:10:11.842	
3 -	53.282	55.828	1:49.110	82.06	1.218	14:12:00.952	
4 -	53.078	55.769	1:48.847 (3)	82.26	0.955	14:13:49.799	
5 -	52.433	56.005	1:48.438 (2)	82.57	0.546	14:15:38.237	
6 -	52.683	55.209	1:47.892 (1)	82.99		14:17:26.129	

P12 118		James PLUMMER		Suzuki -			
IDEAL LAP TIME : 1:47.586		BEST LAP TIME : 1:47.828		DIFFERENCE : 0.242			
LAP	SECTOR 1	SECTOR 2	LAP TIME	MPH	DIFF	TIME OF DAY	
1 -		57.520	1:57.739	76.05	9.911	14:08:23.756	
2 -	53.181	55.524	1:48.705	82.37	0.877	14:10:12.461	
3 -	53.121	55.466	1:48.587 (3)	82.46	0.759	14:12:01.048	

Weather / Track : Cloudy / Dry

Donington Park GP

Circuit Length = 2.4873 miles

Start: 14:06 Flag 14:17 End: 14:18

BMCRC - MRO Championships 2016 - Rnd 2 @ Donington Park GP

MRO Minitwins

RACE 6 - SECTOR ANALYSIS

SECTOR 1 = FL to I1, SECTOR 2 = I1 to FL, DIFF = Difference To Personal Best Lap

4 -	52.784	55.339	1:48.123 (2)	82.81	0.295	14:13:49.171
5 -	53.094	56.054	1:49.148	82.03	1.320	14:15:38.319
6 -	52.247	55.581	1:47.828 (1)	83.04		14:17:26.147

P13 444	Mark WILLIAMS		Suzuki - F.C.L MOTORCYCLES			
IDEAL LAP TIME : 1:50.219		BEST LAP TIME : 1:50.398	DIFFERENCE : 0.179			
LAP	SECTOR 1	SECTOR 2	LAP TIME	MPH	DIFF	TIME OF DAY
1 -		57.094	1:54.528	78.18	4.130	14:08:20.545
2 -	53.933	56.752	1:50.685	80.90	0.287	14:10:11.230
3 -	53.850	57.252	1:51.102	80.59	0.704	14:12:02.332
4 -	53.568	56.831	1:50.399 (2)	81.10	0.001	14:13:52.731
5 -	53.600	56.798	1:50.398 (1)	81.11		14:15:43.129
6 -	53.963	56.651	1:50.614 (3)	80.95	0.216	14:17:33.743

P14 22	Darren DOWDS		Suzuki - sublime designs racing			
IDEAL LAP TIME : 1:47.449		BEST LAP TIME : 1:47.449	DIFFERENCE : 0.000			
LAP	SECTOR 1	SECTOR 2	LAP TIME	MPH	DIFF	TIME OF DAY
1 -		59.168	1:59.971	74.63	12.522	14:08:25.988
2 -	54.462	57.495	1:51.957	79.98	4.508	14:10:17.945
3 -	53.497	55.447	1:48.944 (2)	82.19	1.495	14:12:06.889
4 -	53.937	55.395	1:49.332 (3)	81.90	1.883	14:13:56.221
5 -	53.820	56.779	1:50.599	80.96	3.150	14:15:46.820
6 -	52.655	54.794	1:47.449 (1)	83.33		14:17:34.269

P15 51	Theo RUTTER		Suzuki -			
IDEAL LAP TIME : 1:48.194		BEST LAP TIME : 1:48.194	DIFFERENCE : 0.000			
LAP	SECTOR 1	SECTOR 2	LAP TIME	MPH	DIFF	TIME OF DAY
1 -		58.669	1:57.561	76.16	9.367	14:08:23.578
2 -	54.055	57.354	1:51.409	80.37	3.215	14:10:14.987
3 -	53.897	56.687	1:50.584 (3)	80.97	2.390	14:12:05.571
4 -	53.561	56.733	1:50.294 (2)	81.18	2.100	14:13:55.865
5 -	53.904	56.870	1:50.774	80.83	2.580	14:15:46.639
6 -	52.496	55.698	1:48.194 (1)	82.76		14:17:34.833

P16 85	Justin KELLY		Suzuki -			
IDEAL LAP TIME : 1:48.277		BEST LAP TIME : 1:48.277	DIFFERENCE : 0.000			
LAP	SECTOR 1	SECTOR 2	LAP TIME	MPH	DIFF	TIME OF DAY
1 -		58.085	1:59.454	74.96	11.177	14:08:25.471
2 -	54.632	57.156	1:51.788	80.10	3.511	14:10:17.259
3 -	54.325	56.137	1:50.462	81.06	2.185	14:12:07.721
4 -	53.303	56.491	1:49.794 (2)	81.55	1.517	14:13:57.515
5 -	54.302	55.916	1:50.218 (3)	81.24	1.941	14:15:47.733
6 -	52.590	55.687	1:48.277 (1)	82.69		14:17:36.010

P17 199	Lloyd COLLINS		Suzuki - Warren Drives			
IDEAL LAP TIME : 1:49.025		BEST LAP TIME : 1:49.025	DIFFERENCE : 0.000			
LAP	SECTOR 1	SECTOR 2	LAP TIME	MPH	DIFF	TIME OF DAY
1 -		58.990	1:58.705	75.43	9.680	14:08:24.722
2 -	54.522	57.585	1:52.107	79.87	3.082	14:10:16.829
3 -	54.211	56.700	1:50.911 (3)	80.73	1.886	14:12:07.740
4 -	54.367	56.854	1:51.221	80.51	2.196	14:13:58.961
5 -	53.718	56.367	1:50.085 (2)	81.34	1.060	14:15:49.046
6 -	53.467	55.558	1:49.025 (1)	82.13		14:17:38.071

P18 97	Jake PACKHAM		Suzuki -			
IDEAL LAP TIME : 1:49.381		BEST LAP TIME : 1:49.448	DIFFERENCE : 0.067			
LAP	SECTOR 1	SECTOR 2	LAP TIME	MPH	DIFF	TIME OF DAY
1 -		58.261	2:02.009	73.39	12.561	14:08:28.026

Weather / Track : Cloudy / Dry

Donington Park GP
Circuit Length = 2.4873 miles
Start: 14:06 Flag 14:17 End: 14:18

BMCRC - MRO Championships 2016 - Rnd 2 @ Donington Park GP

MRO Minitwins

RACE 6 - SECTOR ANALYSIS

SECTOR 1 = FL to I1, SECTOR 2 = I1 to FL, DIFF = Difference To Personal Best Lap

2 -	54.692	57.193	1:51.885	80.03	2.437	14:10:19.911
3 -	53.419	56.118	1:49.537 (3)	81.74	0.089	14:12:09.448
4 -	53.519	55.962	1:49.481 (2)	81.79	0.033	14:13:58.929
5 -	53.449	55.999	1:49.448 (1)	81.81		14:15:48.377
6 -	53.968	56.355	1:50.323	81.16	0.875	14:17:38.700

P19 48		Shaun WALLIS		Suzuki -		
IDEAL LAP TIME : 1:50.426		BEST LAP TIME : 1:51.132		DIFFERENCE : 0.706		
LAP	SECTOR 1	SECTOR 2	LAP TIME	MPH	DIFF	TIME OF DAY
1 -		58.152	1:56.360	76.95	5.228	14:08:22.377
2 -	54.308	56.857	1:51.165 (3)	80.55	0.033	14:10:13.542
3 -	54.406	57.750	1:52.156	79.83	1.024	14:12:05.698
4 -	54.883	56.542	1:51.425	80.36	0.293	14:13:57.123
5 -	54.192	56.940	1:51.132 (1)	80.57		14:15:48.255
6 -	53.884	57.250	1:51.134 (2)	80.57	0.002	14:17:39.389

P20 139		Antony COPLEY		Suzuki -		
IDEAL LAP TIME : 1:51.704		BEST LAP TIME : 1:52.151		DIFFERENCE : 0.447		
LAP	SECTOR 1	SECTOR 2	LAP TIME	MPH	DIFF	TIME OF DAY
1 -		59.144	1:59.472	74.94	7.321	14:08:25.489
2 -	54.311	58.041	1:52.352 (3)	79.70	0.201	14:10:17.841
3 -	54.481	57.670	1:52.151 (1)	79.84		14:12:09.992
4 -	55.312	57.393	1:52.705	79.45	0.554	14:14:02.697
5 -	55.333	58.430	1:53.763	78.71	1.612	14:15:56.460
6 -	54.897	57.395	1:52.292 (2)	79.74	0.141	14:17:48.752

P21 195		Robert CADIZ		Suzuki -		
IDEAL LAP TIME : 1:50.035		BEST LAP TIME : 1:50.035		DIFFERENCE : 0.000		
LAP	SECTOR 1	SECTOR 2	LAP TIME	MPH	DIFF	TIME OF DAY
1 -		58.896	2:03.117	72.73	13.082	14:08:29.134
2 -	56.093	59.637	1:55.730	77.37	5.695	14:10:24.864
3 -	55.164	57.154	1:52.318	79.72	2.283	14:12:17.182
4 -	54.438	57.066	1:51.504 (2)	80.30	1.469	14:14:08.686
5 -	54.121	57.674	1:51.795 (3)	80.09	1.760	14:16:00.481
6 -	53.390	56.645	1:50.035 (1)	81.37		14:17:50.516

P22 93		Jack WALLIS		Suzuki - Grumpdad		
IDEAL LAP TIME : 1:50.107		BEST LAP TIME : 1:50.107		DIFFERENCE : 0.000		
LAP	SECTOR 1	SECTOR 2	LAP TIME	MPH	DIFF	TIME OF DAY
1 -		59.392	2:02.132	73.31	12.025	14:08:28.149
2 -	56.693	57.458	1:54.151	78.44	4.044	14:10:22.300
3 -	55.537	57.174	1:52.711 (3)	79.44	2.604	14:12:15.011
4 -	55.191	57.277	1:52.468 (2)	79.61	2.361	14:14:07.479
5 -	55.015	58.061	1:53.076	79.18	2.969	14:16:00.555
6 -	54.269	55.838	1:50.107 (1)	81.32		14:17:50.662

P23 20		Jose TOUCEDA		Suzuki - Cell2		
IDEAL LAP TIME : 1:50.533		BEST LAP TIME : 1:50.562		DIFFERENCE : 0.029		
LAP	SECTOR 1	SECTOR 2	LAP TIME	MPH	DIFF	TIME OF DAY
1 -		1:02.496	2:07.096	70.45	16.534	14:08:33.113
2 -	55.232	57.420	1:52.652	79.48	2.090	14:10:25.765
3 -	54.053	56.509	1:50.562 (1)	80.99		14:12:16.327
4 -	54.899	57.243	1:52.142 (3)	79.84	1.580	14:14:08.469
5 -	54.619	57.850	1:52.469	79.61	1.907	14:16:00.938
6 -	54.627	56.480	1:51.107 (2)	80.59	0.545	14:17:52.045

Weather / Track : Cloudy / Dry

Donington Park GP
Circuit Length = 2.4873 miles
Start: 14:06 Flag 14:17 End: 14:18

BMCRC - MRO Championships 2016 - Rnd 2 @ Donington Park GP

MRO Minitwins

RACE 6 - SECTOR ANALYSIS

SECTOR 1 = FL to I1, SECTOR 2 = I1 to FL, DIFF = Difference To Personal Best Lap

P24 72		Kevin MILLER		Suzuki - Mechanical Air Supplies Ltd		
IDEAL LAP TIME : 1:52.035		BEST LAP TIME : 1:52.513		DIFFERENCE : 0.478		
LAP	SECTOR 1	SECTOR 2	LAP TIME	MPH	DIFF	TIME OF DAY
1 -		58.810	2:00.905	74.06	8.392	14:08:26.922
2 -	55.640	58.792	1:54.432	78.25	1.919	14:10:21.354
3 -	55.379	57.253	1:52.632 (2)	79.50	0.119	14:12:13.986
4 -	55.485	57.450	1:52.935 (3)	79.28	0.422	14:14:06.921
5 -	55.440	58.755	1:54.195	78.41	1.682	14:16:01.116
6 -	54.782	57.731	1:52.513 (1)	79.58		14:17:53.629

P25 38		Bob COUCHMAN		Suzuki -		
IDEAL LAP TIME : 1:50.990		BEST LAP TIME : 1:52.202		DIFFERENCE : 1.212		
LAP	SECTOR 1	SECTOR 2	LAP TIME	MPH	DIFF	TIME OF DAY
1 -		58.553	2:01.738	73.55	9.536	14:08:27.755
2 -	57.162	58.377	1:55.539	77.50	3.337	14:10:23.294
3 -	55.423	57.022	1:52.445 (3)	79.63	0.243	14:12:15.739
4 -	56.256	57.369	1:53.625	78.80	1.423	14:14:09.364
5 -	53.968	58.476	1:52.444 (2)	79.63	0.242	14:16:01.808
6 -	54.503	57.699	1:52.202 (1)	79.80		14:17:54.010

P26 23		Claire BECKETT		Suzuki -		
IDEAL LAP TIME : 1:54.071		BEST LAP TIME : 1:54.121		DIFFERENCE : 0.050		
LAP	SECTOR 1	SECTOR 2	LAP TIME	MPH	DIFF	TIME OF DAY
1 -		1:00.038	2:04.193	72.10	10.072	14:08:30.210
2 -	57.282	59.555	1:56.837	76.64	2.716	14:10:27.047
3 -	55.923	58.198	1:54.121 (1)	78.46		14:12:21.168
4 -	57.245	58.687	1:55.932 (3)	77.23	1.811	14:14:17.100
5 -	57.340	59.567	1:56.907	76.59	2.786	14:16:14.007
6 -	56.256	58.148	1:54.404 (2)	78.27	0.283	14:18:08.411

P27 75		Patrick SMITH		Suzuki -		
IDEAL LAP TIME : 1:54.734		BEST LAP TIME : 1:54.734		DIFFERENCE : 0.000		
LAP	SECTOR 1	SECTOR 2	LAP TIME	MPH	DIFF	TIME OF DAY
1 -		59.630	2:03.193	72.68	8.459	14:08:29.210
2 -	56.346	59.820	1:56.166 (3)	77.08	1.432	14:10:25.376
3 -	55.843	58.891	1:54.734 (1)	78.04		14:12:20.110
4 -	56.486	1:00.278	1:56.764	76.68	2.030	14:14:16.874
5 -	56.773	59.740	1:56.513	76.85	1.779	14:16:13.387
6 -	56.247	59.863	1:56.110 (2)	77.12	1.376	14:18:09.497

P28 32		Chris THAY		Suzuki - Scell-it uk		
IDEAL LAP TIME : 1:54.279		BEST LAP TIME : 1:54.279		DIFFERENCE : 0.000		
LAP	SECTOR 1	SECTOR 2	LAP TIME	MPH	DIFF	TIME OF DAY
1 -		1:02.054	2:06.882	70.57	12.603	14:08:32.899
2 -	57.828	59.811	1:57.639	76.11	3.360	14:10:30.538
3 -	57.118	58.990	1:56.108 (3)	77.12	1.829	14:12:26.646
4 -	57.424	58.884	1:56.308	76.98	2.029	14:14:22.954
5 -	57.155	58.599	1:55.754 (2)	77.35	1.475	14:16:18.708
6 -	56.149	58.130	1:54.279 (1)	78.35		14:18:12.987

P29 15		Stephen JONES		SUZUKI - MW SOLICITORS		
IDEAL LAP TIME : 1:55.407		BEST LAP TIME : 1:55.407		DIFFERENCE : 0.000		
LAP	SECTOR 1	SECTOR 2	LAP TIME	MPH	DIFF	TIME OF DAY
1 -		1:02.200	2:07.439	70.26	12.032	14:08:33.456
2 -	57.736	58.685	1:56.421 (3)	76.91	1.014	14:10:29.877
3 -	57.363	59.856	1:57.219	76.39	1.812	14:12:27.096
4 -	57.641	58.555	1:56.196 (2)	77.06	0.789	14:14:23.292
5 -	57.368	59.216	1:56.584	76.80	1.177	14:16:19.876

Weather / Track : Cloudy / Dry

Donington Park GP
Circuit Length = 2.4873 miles
Start: 14:06 Flag 14:17 End: 14:18

BMCRC - MRO Championships 2016 - Rnd 2 @ Donington Park GP

MRO Minitwins

RACE 6 - SECTOR ANALYSIS

SECTOR 1 = FL to I1, SECTOR 2 = I1 to FL, DIFF = Difference To Personal Best Lap

6 - 57.082 58.325 1:55.407 (1) 77.59 14:18:15.283

P30 9 Vincent LEWIN		Suzuki - vinitwinracing.co.uk				
IDEAL LAP TIME : 1:54.932		BEST LAP TIME : 1:54.932		DIFFERENCE : 0.000		
LAP	SECTOR 1	SECTOR 2	LAP TIME	MPH	DIFF	TIME OF DAY
1 -		1:02.711	2:08.741	69.55	13.809	14:08:34.758
2 -	58.361	1:03.819	2:02.180	73.28	7.248	14:10:36.938
3 -	57.317	59.595	1:56.912	76.59	1.980	14:12:33.850
4 -	57.922	58.652	1:56.574 (3)	76.81	1.642	14:14:30.424
5 -	56.758	59.202	1:55.960 (2)	77.22	1.028	14:16:26.384
6 -	56.571	58.361	1:54.932 (1)	77.91		14:18:21.316

P31 13 Rob TAYLOR		Suzuki -				
IDEAL LAP TIME : 1:55.558		BEST LAP TIME : 1:55.558		DIFFERENCE : 0.000		
LAP	SECTOR 1	SECTOR 2	LAP TIME	MPH	DIFF	TIME OF DAY
1 -		1:02.532	2:09.731	69.02	14.173	14:08:35.748
2 -	58.263	1:00.841	1:59.104	75.18	3.546	14:10:34.852
3 -	57.851	59.545	1:57.396 (3)	76.27	1.838	14:12:32.248
4 -	58.579	59.047	1:57.626	76.12	2.068	14:14:29.874
5 -	57.175	58.383	1:55.558 (1)	77.48		14:16:25.432
6 -	57.383	58.896	1:56.279 (2)	77.00	0.721	14:18:21.711

P32 55 Michael COPLEY		Suzuki - Jayne copley				
IDEAL LAP TIME : 1:57.399		BEST LAP TIME : 1:58.481		DIFFERENCE : 1.082		
LAP	SECTOR 1	SECTOR 2	LAP TIME	MPH	DIFF	TIME OF DAY
1 -		1:02.913	2:08.498	69.68	10.017	14:08:34.515
2 -	58.664	1:01.171	1:59.835	74.72	1.354	14:10:34.350
3 -	58.804	59.889	1:58.693 (2)	75.44	0.212	14:12:33.043
4 -	58.046	1:00.659	1:58.705 (3)	75.43	0.224	14:14:31.748
5 -	57.510	1:00.971	1:58.481 (1)	75.57		14:16:30.229
6 -	58.280	1:01.451	1:59.731	74.78	1.250	14:18:29.960

P33 66 Mark SMITH		Suzuki - Nick&Brian Scott fisheries				
IDEAL LAP TIME : 1:59.111		BEST LAP TIME : 1:59.294		DIFFERENCE : 0.183		
LAP	SECTOR 1	SECTOR 2	LAP TIME	MPH	DIFF	TIME OF DAY
1 -		1:02.617	2:10.148	68.80	10.854	14:08:36.165
2 -	59.505	1:02.511	2:02.016	73.38	2.722	14:10:38.181
3 -	58.989	1:01.050	2:00.039 (3)	74.59	0.745	14:12:38.220
4 -	58.853	1:01.047	1:59.900 (2)	74.68	0.606	14:14:38.120
5 -	58.753	1:01.382	2:00.135	74.53	0.841	14:16:38.255
6 -	58.936	1:00.358	1:59.294 (1)	75.06		14:18:37.549

P34 67 Mike DEVALL		Suzuki -				
IDEAL LAP TIME : 1:59.045		BEST LAP TIME : 1:59.045		DIFFERENCE : 0.000		
LAP	SECTOR 1	SECTOR 2	LAP TIME	MPH	DIFF	TIME OF DAY
1 -		1:03.009	2:09.601	69.09	10.556	14:08:35.618
2 -	59.773	1:03.623	2:03.396	72.56	4.351	14:10:39.014
3 -	59.241	1:01.553	2:00.794 (3)	74.12	1.749	14:12:39.808
4 -	59.958	1:01.329	2:01.287	73.82	2.242	14:14:41.095
5 -	58.126	1:01.445	1:59.571 (2)	74.88	0.526	14:16:40.666
6 -	58.121	1:00.924	1:59.045 (1)	75.21		14:18:39.711

P35 31 Kelvin EVENDEN		Suzuki - Glosrose Group				
IDEAL LAP TIME : 2:07.005		BEST LAP TIME : 2:08.506		DIFFERENCE : 1.501		
LAP	SECTOR 1	SECTOR 2	LAP TIME	MPH	DIFF	TIME OF DAY
1 -		1:05.228	2:13.710	66.96	5.204	14:08:39.727
2 -	1:02.100	1:06.406	2:08.506 (1)	69.68		14:10:48.233
3 -	1:03.094	1:05.795	2:08.889 (2)	69.47	0.383	14:12:57.122

Weather / Track : Cloudy / Dry

Donington Park GP
Circuit Length = 2.4873 miles
Start: 14:06 Flag 14:17 End: 14:18

BMCRC - MRO Championships 2016 - Rnd 2 @ Donington Park GP

MRO Minitwins

RACE 6 - SECTOR ANALYSIS

SECTOR 1 = FL to I1, SECTOR 2 = I1 to FL, DIFF = Difference To Personal Best Lap

4 -	1:04.172	1:04.905	2:09.077 (3)	69.37	0.571	14:15:06.199
5 -	1:02.219	IN PIT	2:16.648 P	65.52	8.142	14:17:22.847

P36 26		Glynn DAVIES		Suzuki -		
IDEAL LAP TIME : 1:44.361		BEST LAP TIME : 1:44.361		DIFFERENCE : 0.000		
LAP	SECTOR 1	SECTOR 2	LAP TIME	MPH	DIFF	TIME OF DAY
1 -		55.484	1:58.125	75.80	13.764	14:08:24.142
2 -	52.986	54.547	1:47.533 (3)	83.27	3.172	14:10:11.675
3 -	51.985	53.496	1:45.481 (2)	84.89	1.120	14:11:57.156
4 -	50.943	53.418	1:44.361 (1)	85.80		14:13:41.517

P37 34		Andrew JOHNSON		Suzuki - Rose & Charlie Racing		
IDEAL LAP TIME : 1:49.794		BEST LAP TIME : 1:50.031		DIFFERENCE : 0.237		
LAP	SECTOR 1	SECTOR 2	LAP TIME	MPH	DIFF	TIME OF DAY
1 -		59.621	1:58.809 (3)	75.36	8.778	14:08:24.826
2 -	54.634	56.224	1:50.858 (2)	80.77	0.827	14:10:15.684
3 -	53.570	56.461	1:50.031 (1)	81.38		14:12:05.715

P38 98		Steven TOPPING		Suzuki -		
IDEAL LAP TIME : 2:10.148		BEST LAP TIME : 1:53.760		DIFFERENCE : -16.387		
LAP	SECTOR 1	SECTOR 2	LAP TIME	MPH	DIFF	TIME OF DAY
1 -		56.275	1:53.760 (1)	78.71		14:08:19.777
2 -	1:13.873	IN PIT	2:34.701 P	57.88	40.940	14:10:54.478

BMCRC - MRO Championships 2016 - Rnd 2 @ Donington Park GP

MRO Minitwins

RACE 6 - BEST SECTORS

SECTOR 1			SECTOR 2			IDEAL / BEST COMPARISON						
POS	NO	NAME	TIME	NO	NAME	TIME	POS	NO	NAME	IDEAL	BEST	DIFF
									PERFECT LAP	1:43.828		
1	7	HICKLING	50.600	7	HICKLING	53.228	1	7	HICKLING	1:43.828	1:43.828	0.000
2	124	BUTLER	50.665	26	DAVIES	53.418	2	2	POVAH	1:44.276	1:44.963	0.687
3	86	WITHERINGTON	50.721	2	POVAH	53.482	3	26	DAVIES	1:44.361	1:44.361	0.000
4	2	POVAH	50.794	192	MOFFA	53.728	4	86	WITHERINGTON	1:44.547	1:44.713	0.166
5	68	EUSTACE	50.898	86	WITHERINGTON	53.826	5	124	BUTLER	1:44.692	1:44.747	0.055
6	26	DAVIES	50.943	58	COSTIN	53.963	6	192	MOFFA	1:44.794	1:45.345	0.551
7	192	MOFFA	51.066	124	BUTLER	54.027	7	58	COSTIN	1:45.157	1:45.357	0.200
8	58	COSTIN	51.194	35	WALSH	54.269	8	35	WALSH	1:45.578	1:45.815	0.237
9	35	WALSH	51.309	5	MANTELL	54.720	9	68	EUSTACE	1:45.724	1:45.745	0.021
10	5	MANTELL	51.554	22	DOWDS	54.794	10	5	MANTELL	1:46.274	1:46.531	0.257
11	111	FOLKES	51.621	68	EUSTACE	54.826	11	111	FOLKES	1:46.864	1:46.977	0.113
12	118	PLUMMER	52.247	54	JAMISON	55.209	12	22	DOWDS	1:47.449	1:47.449	0.000
13	54	JAMISON	52.433	111	FOLKES	55.243	13	118	PLUMMER	1:47.586	1:47.828	0.242
14	51	RUTTER	52.496	118	PLUMMER	55.339	14	54	JAMISON	1:47.642	1:47.892	0.250
15	85	KELLY	52.590	199	COLLINS	55.558	15	51	RUTTER	1:48.194	1:48.194	0.000
16	22	DOWDS	52.655	85	KELLY	55.687	16	85	KELLY	1:48.277	1:48.277	0.000
17	195	CADIZ	53.390	51	RUTTER	55.698	17	199	COLLINS	1:49.025	1:49.025	0.000
18	97	PACKHAM	53.419	93	WALLIS	55.838	18	97	PACKHAM	1:49.381	1:49.448	0.067
19	199	COLLINS	53.467	97	PACKHAM	55.962	19	34	JOHNSON	1:49.794	1:50.031	0.237
20	444	WILLIAMS	53.568	34	JOHNSON	56.224	20	195	CADIZ	1:50.035	1:50.035	0.000
21	34	JOHNSON	53.570	98	TOPPING	56.275	21	93	WALLIS	1:50.107	1:50.107	0.000
22	48	WALLIS	53.884	20	TOUCEDA	56.480	22	444	WILLIAMS	1:50.219	1:50.398	0.179
23	38	COUCHMAN	53.968	48	WALLIS	56.542	23	48	WALLIS	1:50.426	1:51.132	0.706
24	20	TOUCEDA	54.053	195	CADIZ	56.645	24	20	TOUCEDA	1:50.533	1:50.562	0.029
25	93	WALLIS	54.269	444	WILLIAMS	56.651	25	38	COUCHMAN	1:50.990	1:52.202	1.212
26	139	COPLEY	54.311	38	COUCHMAN	57.022	26	139	COPLEY	1:51.704	1:52.151	0.447
27	72	MILLER	54.782	72	MILLER	57.253	27	72	MILLER	1:52.035	1:52.513	0.478
28	75	SMITH	55.843	139	COPLEY	57.393	28	23	BECKETT	1:54.071	1:54.121	0.050
29	23	BECKETT	55.923	32	THAY	58.130	29	32	THAY	1:54.279	1:54.279	0.000
30	32	THAY	56.149	23	BECKETT	58.148	30	75	SMITH	1:54.734	1:54.734	0.000
31	9	LEWIN	56.571	15	JONES	58.325	31	9	LEWIN	1:54.932	1:54.932	0.000
32	15	JONES	57.082	9	LEWIN	58.361	32	15	JONES	1:55.407	1:55.407	0.000
33	13	TAYLOR	57.175	13	TAYLOR	58.383	33	13	TAYLOR	1:55.558	1:55.558	0.000
34	55	COPLEY	57.510	75	SMITH	58.891	34	55	COPLEY	1:57.399	1:58.481	1.082
35	67	DEVALL	58.121	55	COPLEY	59.889	35	67	DEVALL	1:59.045	1:59.045	0.000
36	66	SMITH	58.753	66	SMITH	1:00.358	36	66	SMITH	1:59.111	1:59.294	0.183
37	31	EVENDEN	1:02.100	67	DEVALL	1:00.924	37	31	EVENDEN	2:07.005	2:08.506	1.501
38	98	TOPPING	1:13.873	31	EVENDEN	1:04.905	38	98	TOPPING	2:10.148	1:53.760	-16.387
39												
40												

Weather / Track : Cloudy / Dry

Results can be found at www.tsl-timing.com

Donington Park GP

Circuit Length = 2.4873 miles

Start: 14:06 Flag 14:17 End: 14:18

Printed - 14:20 Saturday, 09 April 2016

BMCRC - MRO Championships 2016 - Rnd 2 @ Donington Park GP



MRO Minitwins

RACE 6 - CLASSIFICATION

POS	NO	NAME	ENTRY	LAPS	TIME	GAP	DIFF	MPH	BEST	ON
1	7	Richard HICKLING	Suzuki - Think Cars / Lids By Wood	7	12:19.857			84.53	1:44.427	2
2	124	Kurtis BUTLER	Suzuki - PGVM / 3vk	7	12:22.247	2.390	2.390	84.26	1:44.271	7
3	35	Tyler WALSH	Suzuki - GBR Powerlines	7	12:22.676	2.819	0.429	84.21	1:43.459	6
4	2	Jake POVAH	Suzuki - www.78plate.com	7	12:24.686	4.829	2.010	83.98	1:44.823	6
5	68	Thomas EUSTACE	Suzuki - More moto/sublime designs	7	12:24.986	5.129	0.300	83.95	1:44.927	7
6	58	Steve COSTIN	Suzuki - AUTO REVIVE, SAKURA, LKY7SPORTS	7	12:25.540	5.683	0.554	83.89	1:45.012	6
7	26	Glynn DAVIES	Suzuki -	7	12:29.418	9.561	3.878	83.45	1:44.768	6
8	111	Ryan FOLKES	Suzuki -	7	12:30.056	10.199	0.638	83.38	1:45.749	6
9	54	Adam JAMISON	Suzuki - AJ Racing	7	12:36.718	16.861	6.662	82.65	1:46.374	4
10	5	Barry MANTELL	Suzuki - Swedish car connection	7	12:37.512	17.655	0.794	82.56	1:46.071	4
11	95	Grant ROBERTSON	Suzuki -	7	12:41.124	21.267	3.612	82.17	1:46.553	3
12	61	Michael YATES	Suzuki -	7	12:41.233	21.376	0.109	82.16	1:46.453	6
13	98	Steven TOPPING	Suzuki -	7	12:42.435	22.578	1.202	82.03	1:46.350	7
14	85	Justin KELLY	Suzuki -	7	12:42.719	22.862	0.284	82.00	1:46.763	7
15	118	James PLUMMER	Suzuki -	7	12:43.921	24.064	1.202	81.87	1:47.439	7
16	22	Darren DOWDS	Suzuki - sublime designs racing	7	12:44.861	25.004	0.940	81.77	1:47.401	7
17	51	Theo RUTTER	Suzuki -	7	12:45.117	25.260	0.256	81.74	1:47.765	6
18	86	Paul WITHERINGTON	Suzuki - P&R plumbing	7	13:01.288	41.431	16.171	80.05	1:46.049	4
19	192	Daniel MOFFA	Suzuki - Forest Stump	7	13:01.344	41.487	0.056	80.04	1:45.436	5
20	444	Mark WILLIAMS	Suzuki - F.C.L MOTORCYCLES	7	13:03.213	43.356	1.869	79.85	1:49.631	6
21	195	Robert CADIZ	Suzuki -	7	13:06.180	46.323	2.967	79.55	1:50.631	6
22	9	Vincent LEWIN	Suzuki - vinitwinracing.co.uk	7	13:15.996	56.139	9.816	78.57	1:50.225	7
23	81	Malvern MAY	Suzuki -	7	13:16.742	56.885	0.746	78.50	1:51.458	4
24	13	Rob TAYLOR	Suzuki -	7	13:20.182	1:00.325	3.440	78.16	1:51.094	7
25	15	Stephen JONES	SUZUKI - MW SOLICITORS	7	13:29.691	1:09.834	9.509	77.24	1:52.106	6
26	38	Bob COUCHMAN	Suzuki -	7	13:30.257	1:10.400	0.566	77.19	1:52.367	7
27	75	Patrick SMITH	Suzuki -	7	13:32.248	1:12.391	1.991	77.00	1:53.378	7
28	32	Chris THAY	Suzuki - Scell-it uk	7	13:39.400	1:19.543	7.152	76.32	1:55.159	2
29	23	Claire BECKETT	Suzuki -	7	13:52.252	1:32.395	12.852	75.15	1:54.576	6
30	66	Mark SMITH	Suzuki - Nick&Brian Scott fisheries	7	13:57.514	1:37.657	5.262	74.67	1:57.044	6
31	67	Mike DEVALL	Suzuki -	7	14:02.413	1:42.556	4.899	74.24	1:57.927	4

NOT CLASSIFIED

DNF	93	Jack WALLIS	Suzuki - Grumpdad	5	9:50.814	2 Laps	2 Laps	75.54	1:55.661	4
DNF	55	Michael COPLEY	Suzuki - Jayne copley	5	10:05.493	2 Laps	14.679	73.71	1:58.933	2
DNF	139	Antony COPLEY	Suzuki -	4	7:43.035	3 Laps	1 Lap	77.05	1:52.510	3
DNF	72	Kevin MILLER	Suzuki - Mechanical Air Supplies Ltd	4	7:51.529	3 Laps	8.494	75.67	1:55.007	3
DNF	199	Lloyd COLLINS	Suzuki - Warren Drives	3	5:36.268	4 Laps	1 Lap	79.48	1:49.756	3
DNF	97	Jake PACKHAM	Suzuki -	3	5:36.504	4 Laps	0.236	79.42	1:48.808	3

FASTEST LAP

35	Tyler WALSH	Suzuki - GBR Powerlines	6	1:43.459	86.55 mph	139.28 kph
----	-------------	-------------------------	---	----------	-----------	------------

90% of Race Speed = 76.07 mph

Weather / Track : Cloudy / Dry

These results are provisional until the conclusion of any judicial and technical matters.

Donington Park GP

Circuit Length = 2.4873 miles

Start: 11:36 Flag 11:48 End: 11:50

Clerk Of Course :	Timekeeper :
-------------------	--------------

Results can be found at www.tsl-timing.com

Printed - 11:52 Sunday, 10 April 2016



BMCRC - MRO Championships 2016 - Rnd 2 @ Donington Park GP

MRO Minitwins

RACE 6 - LAP CHART

LAP 1 @ 11:38:13.957

NO	BEHIND	LAP TIME
7		1:48.149
192	1.319	1:49.468
124	1.468	1:49.617
86	1.891	1:50.040
58	2.157	1:50.306
2	2.649	1:50.798
35	3.028	1:51.177
68	3.424	1:51.573
111	3.840	1:51.989
5	4.220	1:52.369
85	4.795	1:52.944
54	4.930	1:53.079
118	6.014	1:54.163
22	7.294	1:55.443
51	7.387	1:55.536
199	7.562	1:55.711
26	8.469	1:56.618
139	9.181	1:57.330
95	9.682	1:57.831
61	10.134	1:58.283
97	10.323	1:58.472
98	10.546	1:58.695
195	11.033	1:59.182
75	13.740	2:01.889
81	13.837	2:01.986
93	14.457	2:02.606
32	15.014	2:03.163
13	15.331	2:03.480
9	15.673	2:03.822
444	15.797	2:03.946
72	16.354	2:04.503
38	16.790	2:04.939
23	17.213	2:05.362
15	17.526	2:05.675
55	18.872	2:07.021
67	20.369	2:08.518
66	20.386	2:08.535

LAP 2 @ 11:39:58.384

NO	BEHIND	LAP TIME
7		1:44.427
124	3.541	1:46.500
2	4.708	1:46.486
86	4.958	1:47.494
35	5.095	1:46.494
68	5.643	1:46.646
58	5.670	1:47.940
111	6.247	1:46.834
5	6.746	1:46.953
54	7.260	1:46.757
85	8.211	1:47.843
118	10.209	1:48.622
26	10.460	1:46.418
22	11.201	1:48.334
51	11.902	1:48.942
199	13.936	1:50.801
95	14.067	1:48.812
98	14.185	1:48.066
61	14.347	1:48.640
97	15.120	1:49.224
139	17.398	1:52.644
195	17.794	1:51.188

444	21.420	1:50.050
81	22.028	1:52.618
75	24.029	1:54.716
32	25.746	1:55.159
9	26.482	1:55.236
13	27.038	1:56.134
38	27.340	1:54.977
93	27.883	1:57.853
15	28.091	1:54.992
72	28.363	1:56.436
23	29.567	1:56.781
55	33.378	1:58.933
192	34.636	2:17.744
67	35.477	1:59.535
66	35.608	1:59.649

LAP 3 @ 11:41:43.041

NO	BEHIND	LAP TIME
7		1:44.657
124	4.554	1:45.670
2	5.842	1:45.791
35	6.338	1:45.900
86	6.860	1:46.559
68	7.239	1:46.253
58	7.557	1:46.544
111	8.517	1:46.927
5	8.918	1:46.829
54	9.198	1:46.595
85	11.358	1:47.804
26	12.260	1:46.457
118	14.238	1:48.686
22	14.775	1:48.231
51	15.592	1:48.347
95	15.963	1:46.553
98	16.861	1:47.333
61	17.400	1:47.710
199	19.035	1:49.756
97	19.271	1:48.808
195	24.098	1:50.961
139	25.251	1:52.510
444	26.665	1:49.902
81	29.541	1:52.170
9	34.088	1:52.263
75	34.718	1:55.346
13	35.133	1:52.752
32	37.015	1:55.926
15	37.171	1:53.737
38	37.753	1:55.070
192	38.236	1:48.257
72	38.713	1:55.007
93	40.297	1:57.071
55	48.002	1:59.281
66	49.542	1:58.591
23	50.585	2:05.675
67	51.704	2:00.884

LAP 4 @ 11:43:27.796

NO	BEHIND	LAP TIME
7		1:44.755
124	5.586	1:45.787
2	6.781	1:45.694
35	6.993	1:45.410
68	7.508	1:45.024
58	7.978	1:45.176

86	8.154	1:46.049
111	9.708	1:45.946
5	10.234	1:46.071
54	10.817	1:46.374
26	12.722	1:45.217
85	15.485	1:48.882
118	17.357	1:47.874
95	17.929	1:46.721
22	18.406	1:48.386
51	19.087	1:48.250
61	19.159	1:46.514
98	19.519	1:47.413
195	30.428	1:51.085
444	31.832	1:49.922
81	36.244	1:51.458
139	41.047	2:00.551
9	41.399	1:52.066
192	41.647	1:48.166
13	42.831	1:52.453
75	45.157	1:55.194
32	47.915	1:55.655
38	48.336	1:55.338
15	48.492	1:56.076
72	49.541	1:55.583
93	51.203	1:55.661
66	1:02.030	1:57.243
23	1:02.590	1:56.760
55	1:03.467	2:00.220
67	1:04.876	1:57.927

LAP 5 @ 11:45:14.123

NO	BEHIND	LAP TIME
7		1:46.327
124	5.345	1:46.086
35	5.827	1:45.161
2	6.533	1:46.079
68	6.732	1:45.551
58	6.922	1:45.271
111	10.072	1:46.691
26	11.497	1:45.102
54	12.883	1:48.393
5	13.256	1:49.349
95	19.117	1:47.515
85	19.414	1:50.256
118	19.546	1:48.516
61	19.666	1:46.834
98	20.637	1:47.445
51	21.078	1:48.318
22	21.447	1:49.368
444	35.356	1:49.851
195	35.533	1:51.432
86	38.152	2:16.325
192	40.756	1:45.436
81	43.534	1:53.617
9	46.028	1:50.956
13	48.993	1:52.489
75	53.950	1:55.120
15	56.194	1:54.029
38	56.711	1:54.702
32	58.263	1:56.675
93	1:02.499	1:57.623 P
23	1:13.541	1:57.278
66	1:14.522	1:58.819
67	1:16.925	1:58.376
55	1:17.178	2:00.038

LAP 6 @ 11:47:01.089

NO	BEHIND	LAP TIME
7		1:46.966
35	2.320	1:43.459
124	2.695	1:44.316
2	4.390	1:44.823
68	4.778	1:45.012
58	4.968	1:45.012
111	8.855	1:45.749
26	9.299	1:44.768
54	13.501	1:47.584
5	14.320	1:48.030
95	18.871	1:46.720
61	19.153	1:46.453
85	20.675	1:48.227
98	20.804	1:47.133
118	21.201	1:48.621
51	21.877	1:47.765
22	22.179	1:47.698
444	38.021	1:49.631
86	38.422	1:47.236
195	39.198	1:50.631
192	39.528	1:45.738
81	49.442	1:52.874
9	50.490	1:51.428
13	53.807	1:51.780
15	1:01.334	1:52.106
38	1:02.609	1:52.864
75	1:03.589	1:56.605
32	1:07.762	1:56.465
23	1:21.151	1:54.576
66	1:24.600	1:57.044
67	1:28.267	1:58.308

LAP 7 @ 11:48:45.665

NO	BEHIND	LAP TIME
7		1:44.576
124	2.390	1:44.271
35	2.819	1:45.075
2	4.829	1:45.015
68	5.129	1:44.927
58	5.683	1:45.291
26	9.561	1:44.838
111	10.199	1:45.920
54	16.861	1:47.936
5	17.655	1:47.911
95	21.267	1:46.972
61	21.376	1:46.799
98	22.578	1:46.350
85	22.862	1:46.763
118	24.064	1:47.439
22	25.004	1:47.401
51	25.260	1:47.959
86	41.431	1:47.585
192	41.487	1:46.535
444	43.356	1:49.911
195	46.323	1:51.701
9	56.139	1:50.225
81	56.885	1:52.019
13	1:00.325	1:51.094
15	1:09.834	1:53.076
38	1:10.400	1:52.367
75	1:12.391	1:53.378
32	1:19.543	1:56.357

23	1:32.395	1:55.820
66	1:37.657	1:57.633
67	1:42.556	1:58.865

Weather / Track : Cloudy / Dry

Donington Park GP
Circuit Length = 2.4873 miles
Start: 11:36 Flag 11:48 End: 11:50

Results can be found at www.tsl-timing.com

Printed - 11:53 Sunday, 10 April 2016

BMCRC - MRO Championships 2016 - Rnd 2 @ Donington Park GP

MRO Minitwins

RACE 6 - SECTOR ANALYSIS

SECTOR 1 = FL to I1, SECTOR 2 = I1 to FL, DIFF = Difference To Personal Best Lap

P1 7		Richard HICKLING		Suzuki - Think Cars / Lids By Wood		
IDEAL LAP TIME : 1:44.141		BEST LAP TIME : 1:44.427		DIFFERENCE : 0.286		
LAP	SECTOR 1	SECTOR 2	LAP TIME	MPH	DIFF	TIME OF DAY
1 -		53.733	1:48.149	82.79	3.722	11:38:13.957
2 -	51.115	53.312	1:44.427 (1)	85.74		11:39:58.384
3 -	50.829	53.828	1:44.657 (3)	85.56	0.230	11:41:43.041
4 -	51.003	53.752	1:44.755	85.47	0.328	11:43:27.796
5 -	51.351	54.976	1:46.327	84.21	1.900	11:45:14.123
6 -	52.118	54.848	1:46.966	83.71	2.539	11:47:01.089
7 -	51.256	53.320	1:44.576 (2)	85.62	0.149	11:48:45.665

P2 124		Kurtis BUTLER		Suzuki - PGVM / 3vk		
IDEAL LAP TIME : 1:43.820		BEST LAP TIME : 1:44.271		DIFFERENCE : 0.451		
LAP	SECTOR 1	SECTOR 2	LAP TIME	MPH	DIFF	TIME OF DAY
1 -		54.489	1:49.617	81.68	5.346	11:38:15.425
2 -	50.726	55.774	1:46.500	84.07	2.229	11:40:01.925
3 -	51.213	54.457	1:45.670 (3)	84.73	1.399	11:41:47.595
4 -	51.337	54.450	1:45.787	84.64	1.516	11:43:33.382
5 -	51.060	55.026	1:46.086	84.40	1.815	11:45:19.468
6 -	50.816	53.500	1:44.316 (2)	85.83	0.045	11:47:03.784
7 -	50.320	53.951	1:44.271 (1)	85.87		11:48:48.055

P3 35		Tyler WALSH		Suzuki - GBR Powerlines		
IDEAL LAP TIME : 1:43.459		BEST LAP TIME : 1:43.459		DIFFERENCE : 0.000		
LAP	SECTOR 1	SECTOR 2	LAP TIME	MPH	DIFF	TIME OF DAY
1 -		54.513	1:51.177	80.54	7.718	11:38:16.985
2 -	51.009	55.485	1:46.494	84.08	3.035	11:40:03.479
3 -	52.011	53.889	1:45.900	84.55	2.441	11:41:49.379
4 -	51.329	54.081	1:45.410	84.94	1.951	11:43:34.789
5 -	51.083	54.078	1:45.161 (3)	85.14	1.702	11:45:19.950
6 -	50.514	52.945	1:43.459 (1)	86.55		11:47:03.409
7 -	50.936	54.139	1:45.075 (2)	85.21	1.616	11:48:48.484

P4 2		Jake POVAH		Suzuki - www.78plate.com		
IDEAL LAP TIME : 1:44.574		BEST LAP TIME : 1:44.823		DIFFERENCE : 0.249		
LAP	SECTOR 1	SECTOR 2	LAP TIME	MPH	DIFF	TIME OF DAY
1 -		54.514	1:50.798	80.81	5.975	11:38:16.606
2 -	51.131	55.355	1:46.486	84.09	1.663	11:40:03.092
3 -	51.952	53.839	1:45.791	84.64	0.968	11:41:48.883
4 -	51.919	53.775	1:45.694 (3)	84.72	0.871	11:43:34.577
5 -	51.345	54.734	1:46.079	84.41	1.256	11:45:20.656
6 -	51.255	53.568	1:44.823 (1)	85.42		11:47:05.479
7 -	51.572	53.443	1:45.015 (2)	85.26	0.192	11:48:50.494

P5 68		Thomas EUSTACE		Suzuki - More moto/sublime designs		
IDEAL LAP TIME : 1:44.523		BEST LAP TIME : 1:44.927		DIFFERENCE : 0.404		
LAP	SECTOR 1	SECTOR 2	LAP TIME	MPH	DIFF	TIME OF DAY
1 -		55.116	1:51.573	80.25	6.646	11:38:17.381
2 -	51.041	55.605	1:46.646	83.96	1.719	11:40:04.027
3 -	51.752	54.501	1:46.253	84.27	1.326	11:41:50.280
4 -	50.859	54.165	1:45.024 (3)	85.26	0.097	11:43:35.304
5 -	50.900	54.651	1:45.551	84.83	0.624	11:45:20.855
6 -	51.303	53.709	1:45.012 (2)	85.27	0.085	11:47:05.867
7 -	51.263	53.664	1:44.927 (1)	85.33		11:48:50.794

P6 58		Steve COSTIN		Suzuki - AUTO REVIVE, SAKURA, LKY7SPORTS		
IDEAL LAP TIME : 1:44.360		BEST LAP TIME : 1:45.012		DIFFERENCE : 0.652		
LAP	SECTOR 1	SECTOR 2	LAP TIME	MPH	DIFF	TIME OF DAY
1 -		55.116	1:51.573	80.25	6.646	11:38:17.381
2 -	51.041	55.605	1:46.646	83.96	1.719	11:40:04.027
3 -	51.752	54.501	1:46.253	84.27	1.326	11:41:50.280
4 -	50.859	54.165	1:45.024 (3)	85.26	0.097	11:43:35.304
5 -	50.900	54.651	1:45.551	84.83	0.624	11:45:20.855
6 -	51.303	53.709	1:45.012 (2)	85.27	0.085	11:47:05.867
7 -	51.263	53.664	1:44.927 (1)	85.33		11:48:50.794

Donington Park GP
 Circuit Length = 2.4873 miles
 Start: 11:36 Flag 11:48 End: 11:50

Weather / Track : Cloudy / Dry

BMCRC - MRO Championships 2016 - Rnd 2 @ Donington Park GP

MRO Minitwins

RACE 6 - SECTOR ANALYSIS

SECTOR 1 = FL to I1, SECTOR 2 = I1 to FL, DIFF = Difference To Personal Best Lap

1 -		54.591	1:50.306	81.17	5.294	11:38:16.114
2 -	51.641	56.299	1:47.940	82.95	2.928	11:40:04.054
3 -	52.041	54.503	1:46.544	84.04	1.532	11:41:50.598
4 -	51.169	54.007	1:45.176 (2)	85.13	0.164	11:43:35.774
5 -	50.812	54.459	1:45.271 (3)	85.06	0.259	11:45:21.045
6 -	51.270	53.742	1:45.012 (1)	85.27		11:47:06.057
7 -	51.743	53.548	1:45.291	85.04	0.279	11:48:51.348

P7	26	Glynn DAVIES		Suzuki -		
IDEAL LAP TIME : 1:44.468		BEST LAP TIME : 1:44.768		DIFFERENCE : 0.300		
LAP	SECTOR 1	SECTOR 2	LAP TIME	MPH	DIFF	TIME OF DAY

1 -		55.346	1:56.618	76.78	11.850	11:38:22.426
2 -	52.238	54.180	1:46.418	84.14	1.650	11:40:08.844
3 -	52.647	53.810	1:46.457	84.11	1.689	11:41:55.301
4 -	51.404	53.813	1:45.217	85.10	0.449	11:43:40.518
5 -	51.709	53.393	1:45.102 (3)	85.19	0.334	11:45:25.620
6 -	51.075	53.693	1:44.768 (1)	85.46		11:47:10.388
7 -	51.351	53.487	1:44.838 (2)	85.41	0.070	11:48:55.226

P8	111	Ryan FOLKES		Suzuki -		
IDEAL LAP TIME : 1:45.316		BEST LAP TIME : 1:45.749		DIFFERENCE : 0.433		
LAP	SECTOR 1	SECTOR 2	LAP TIME	MPH	DIFF	TIME OF DAY

1 -		54.998	1:51.989	79.95	6.240	11:38:17.797
2 -	51.406	55.428	1:46.834	83.81	1.085	11:40:04.631
3 -	52.078	54.849	1:46.927	83.74	1.178	11:41:51.558
4 -	51.273	54.673	1:45.946 (3)	84.51	0.197	11:43:37.504
5 -	51.769	54.922	1:46.691	83.92	0.942	11:45:24.195
6 -	51.444	54.305	1:45.749 (1)	84.67		11:47:09.944
7 -	51.877	54.043	1:45.920 (2)	84.53	0.171	11:48:55.864

P9	54	Adam JAMISON		Suzuki - AJ Racing		
IDEAL LAP TIME : 1:46.325		BEST LAP TIME : 1:46.374		DIFFERENCE : 0.049		
LAP	SECTOR 1	SECTOR 2	LAP TIME	MPH	DIFF	TIME OF DAY

1 -		55.215	1:53.079	79.18	6.705	11:38:18.887
2 -	52.042	54.715	1:46.757 (3)	83.87	0.383	11:40:05.644
3 -	52.093	54.502	1:46.595 (2)	84.00	0.221	11:41:52.239
4 -	51.823	54.551	1:46.374 (1)	84.17		11:43:38.613
5 -	52.769	55.624	1:48.393	82.61	2.019	11:45:27.006
6 -	52.760	54.824	1:47.584	83.23	1.210	11:47:14.590
7 -	53.039	54.897	1:47.936	82.96	1.562	11:49:02.526

P10	5	Barry MANTELL		Suzuki - Swedish car connection		
IDEAL LAP TIME : 1:46.071		BEST LAP TIME : 1:46.071		DIFFERENCE : 0.000		
LAP	SECTOR 1	SECTOR 2	LAP TIME	MPH	DIFF	TIME OF DAY

1 -		55.009	1:52.369	79.68	6.298	11:38:18.177
2 -	51.626	55.327	1:46.953 (3)	83.72	0.882	11:40:05.130
3 -	51.808	55.021	1:46.829 (2)	83.82	0.758	11:41:51.959
4 -	51.536	54.535	1:46.071 (1)	84.41		11:43:38.030
5 -	53.575	55.774	1:49.349	81.88	3.278	11:45:27.379
6 -	52.571	55.459	1:48.030	82.88	1.959	11:47:15.409
7 -	52.434	55.477	1:47.911	82.98	1.840	11:49:03.320

P11	95	Grant ROBERTSON		Suzuki -		
IDEAL LAP TIME : 1:46.319		BEST LAP TIME : 1:46.553		DIFFERENCE : 0.234		
LAP	SECTOR 1	SECTOR 2	LAP TIME	MPH	DIFF	TIME OF DAY

1 -		56.198	1:57.831	75.99	11.278	11:38:23.639
2 -	53.065	55.747	1:48.812	82.29	2.259	11:40:12.451
3 -	52.060	54.493	1:46.553 (1)	84.03		11:41:59.004
4 -	51.826	54.895	1:46.721 (3)	83.90	0.168	11:43:45.725

Weather / Track : Cloudy / Dry

Donington Park GP
Circuit Length = 2.4873 miles
Start: 11:36 Flag 11:48 End: 11:50

BMCRC - MRO Championships 2016 - Rnd 2 @ Donington Park GP

MRO Minitwins

RACE 6 - SECTOR ANALYSIS

SECTOR 1 = FL to I1, SECTOR 2 = I1 to FL, DIFF = Difference To Personal Best Lap

5 -	51.928	55.587	1:47.515	83.28	0.962	11:45:33.240
6 -	51.956	54.764	1:46.720 (2)	83.90	0.167	11:47:19.960
7 -	52.130	54.842	1:46.972	83.70	0.419	11:49:06.932

P12 61	Michael YATES		Suzuki -			
IDEAL LAP TIME : 1:45.948		BEST LAP TIME : 1:46.453	DIFFERENCE : 0.505			
LAP	SECTOR 1	SECTOR 2	LAP TIME	MPH	DIFF	TIME OF DAY
1 -		56.194	1:58.283	75.70	11.830	11:38:24.091
2 -	53.246	55.394	1:48.640	82.42	2.187	11:40:12.731
3 -	53.377	54.333	1:47.710	83.13	1.257	11:42:00.441
4 -	52.083	54.431	1:46.514 (2)	84.06	0.061	11:43:46.955
5 -	51.754	55.080	1:46.834	83.81	0.381	11:45:33.789
6 -	51.615	54.838	1:46.453 (1)	84.11		11:47:20.242
7 -	52.037	54.762	1:46.799 (3)	83.84	0.346	11:49:07.041

P13 98	Steven TOPPING		Suzuki -			
IDEAL LAP TIME : 1:45.900		BEST LAP TIME : 1:46.350	DIFFERENCE : 0.450			
LAP	SECTOR 1	SECTOR 2	LAP TIME	MPH	DIFF	TIME OF DAY
1 -		56.102	1:58.695	75.44	12.345	11:38:24.503
2 -	52.814	55.252	1:48.066	82.86	1.716	11:40:12.569
3 -	53.102	54.231	1:47.333 (3)	83.42	0.983	11:41:59.902
4 -	52.956	54.457	1:47.413	83.36	1.063	11:43:47.315
5 -	52.340	55.105	1:47.445	83.33	1.095	11:45:34.760
6 -	52.081	55.052	1:47.133 (2)	83.58	0.783	11:47:21.893
7 -	52.531	53.819	1:46.350 (1)	84.19		11:49:08.243

P14 85	Justin KELLY		Suzuki -			
IDEAL LAP TIME : 1:46.673		BEST LAP TIME : 1:46.763	DIFFERENCE : 0.090			
LAP	SECTOR 1	SECTOR 2	LAP TIME	MPH	DIFF	TIME OF DAY
1 -		55.358	1:52.944	79.28	6.181	11:38:18.752
2 -	52.182	55.661	1:47.843 (3)	83.03	1.080	11:40:06.595
3 -	52.452	55.352	1:47.804 (2)	83.06	1.041	11:41:54.399
4 -	53.127	55.755	1:48.882	82.24	2.119	11:43:43.281
5 -	53.961	56.295	1:50.256	81.21	3.493	11:45:33.537
6 -	53.008	55.219	1:48.227	82.73	1.464	11:47:21.764
7 -	52.272	54.491	1:46.763 (1)	83.87		11:49:08.527

P15 118	James PLUMMER		Suzuki -			
IDEAL LAP TIME : 1:47.439		BEST LAP TIME : 1:47.439	DIFFERENCE : 0.000			
LAP	SECTOR 1	SECTOR 2	LAP TIME	MPH	DIFF	TIME OF DAY
1 -		55.874	1:54.163	78.43	6.724	11:38:19.971
2 -	52.903	55.719	1:48.622	82.43	1.183	11:40:08.593
3 -	53.513	55.173	1:48.686	82.38	1.247	11:41:57.279
4 -	52.655	55.219	1:47.874 (2)	83.00	0.435	11:43:45.153
5 -	52.642	55.874	1:48.516 (3)	82.51	1.077	11:45:33.669
6 -	53.166	55.455	1:48.621	82.43	1.182	11:47:22.290
7 -	52.632	54.807	1:47.439 (1)	83.34		11:49:09.729

P16 22	Darren DOWDS		Suzuki - sublime designs racing			
IDEAL LAP TIME : 1:47.382		BEST LAP TIME : 1:47.401	DIFFERENCE : 0.019			
LAP	SECTOR 1	SECTOR 2	LAP TIME	MPH	DIFF	TIME OF DAY
1 -		56.900	1:55.443	77.56	8.042	11:38:21.251
2 -	52.636	55.698	1:48.334	82.65	0.933	11:40:09.585
3 -	52.887	55.344	1:48.231 (3)	82.73	0.830	11:41:57.816
4 -	52.475	55.911	1:48.386	82.61	0.985	11:43:46.202
5 -	53.071	56.297	1:49.368	81.87	1.967	11:45:35.570
6 -	52.212	55.486	1:47.698 (2)	83.14	0.297	11:47:23.268
7 -	52.038	55.363	1:47.401 (1)	83.37		11:49:10.669

Weather / Track : Cloudy / Dry

Donington Park GP
Circuit Length = 2.4873 miles
Start: 11:36 Flag 11:48 End: 11:50

BMCRC - MRO Championships 2016 - Rnd 2 @ Donington Park GP

MRO Minitwins

RACE 6 - SECTOR ANALYSIS

SECTOR 1 = FL to I1, SECTOR 2 = I1 to FL, DIFF = Difference To Personal Best Lap

P17 51	Theo RUTTER		Suzuki -			
IDEAL LAP TIME : 1:47.468		BEST LAP TIME : 1:47.765	DIFFERENCE : 0.297			
LAP	SECTOR 1	SECTOR 2	LAP TIME	MPH	DIFF	TIME OF DAY
1 -		56.691	1:55.536	77.50	7.771	11:38:21.344
2 -	52.911	56.031	1:48.942	82.19	1.177	11:40:10.286
3 -	52.630	55.717	1:48.347	82.64	0.582	11:41:58.633
4 -	52.337	55.913	1:48.250 (3)	82.72	0.485	11:43:46.883
5 -	52.636	55.682	1:48.318	82.66	0.553	11:45:35.201
6 -	52.203	55.562	1:47.765 (1)	83.09		11:47:22.966
7 -	52.694	55.265	1:47.959 (2)	82.94	0.194	11:49:10.925
P18 86	Paul WITHERINGTON		Suzuki - P&R plumbing			
IDEAL LAP TIME : 1:45.690		BEST LAP TIME : 1:46.049	DIFFERENCE : 0.359			
LAP	SECTOR 1	SECTOR 2	LAP TIME	MPH	DIFF	TIME OF DAY
1 -		54.208	1:50.040	81.37	3.991	11:38:15.848
2 -	51.482	56.012	1:47.494	83.30	1.445	11:40:03.342
3 -	52.043	54.516	1:46.559 (2)	84.03	0.510	11:41:49.901
4 -	51.625	54.424	1:46.049 (1)	84.43		11:43:35.950
5 -	1:16.228	1:00.097	2:16.325	65.68	30.276	11:45:52.275
6 -	52.740	54.496	1:47.236 (3)	83.50	1.187	11:47:39.511
7 -	53.218	54.367	1:47.585	83.23	1.536	11:49:27.096
P19 192	Daniel MOFFA		Suzuki - Forest Stump			
IDEAL LAP TIME : 1:45.369		BEST LAP TIME : 1:45.436	DIFFERENCE : 0.067			
LAP	SECTOR 1	SECTOR 2	LAP TIME	MPH	DIFF	TIME OF DAY
1 -		54.397	1:49.468	81.79	4.032	11:38:15.276
2 -	51.163	1:26.581	2:17.744	65.00	32.308	11:40:33.020
3 -	53.181	55.076	1:48.257	82.71	2.821	11:42:21.277
4 -	51.802	56.364	1:48.166	82.78	2.730	11:44:09.443
5 -	51.147	54.289	1:45.436 (1)	84.92		11:45:54.879
6 -	51.516	54.222	1:45.738 (2)	84.68	0.302	11:47:40.617
7 -	51.852	54.683	1:46.535 (3)	84.05	1.099	11:49:27.152
P20 444	Mark WILLIAMS		Suzuki - F.C.L MOTORCYCLES			
IDEAL LAP TIME : 1:48.944		BEST LAP TIME : 1:49.631	DIFFERENCE : 0.687			
LAP	SECTOR 1	SECTOR 2	LAP TIME	MPH	DIFF	TIME OF DAY
1 -		58.411	2:03.946	72.24	14.315	11:38:29.754
2 -	53.913	56.137	1:50.050	81.36	0.419	11:40:19.804
3 -	54.228	55.674	1:49.902 (3)	81.47	0.271	11:42:09.706
4 -	53.270	56.652	1:49.922	81.46	0.291	11:43:59.628
5 -	53.702	56.149	1:49.851 (2)	81.51	0.220	11:45:49.479
6 -	53.946	55.685	1:49.631 (1)	81.67		11:47:39.110
7 -	53.905	56.006	1:49.911	81.47	0.280	11:49:29.021
P21 195	Robert CADIZ		Suzuki -			
IDEAL LAP TIME : 1:50.531		BEST LAP TIME : 1:50.631	DIFFERENCE : 0.100			
LAP	SECTOR 1	SECTOR 2	LAP TIME	MPH	DIFF	TIME OF DAY
1 -		58.384	1:59.182	75.13	8.551	11:38:24.990
2 -	53.936	57.252	1:51.188	80.53	0.557	11:40:16.178
3 -	53.872	57.089	1:50.961 (2)	80.69	0.330	11:42:07.139
4 -	54.134	56.951	1:51.085 (3)	80.60	0.454	11:43:58.224
5 -	54.767	56.665	1:51.432	80.35	0.801	11:45:49.656
6 -	53.972	56.659	1:50.631 (1)	80.93		11:47:40.287
7 -	54.058	57.643	1:51.701	80.16	1.070	11:49:31.988
P22 9	Vincent LEWIN		Suzuki - vinitwinracing.co.uk			
IDEAL LAP TIME : 1:49.849		BEST LAP TIME : 1:50.225	DIFFERENCE : 0.376			
LAP	SECTOR 1	SECTOR 2	LAP TIME	MPH	DIFF	TIME OF DAY

Weather / Track : Cloudy / Dry

Donington Park GP
Circuit Length = 2.4873 miles
Start: 11:36 Flag 11:48 End: 11:50

BMCRC - MRO Championships 2016 - Rnd 2 @ Donington Park GP

MRO Minitwins

RACE 6 - SECTOR ANALYSIS

SECTOR 1 = FL to I1, SECTOR 2 = I1 to FL, DIFF = Difference To Personal Best Lap

1 -		58.625	2:03.822	72.31	13.597	11:38:29.630
2 -	56.890	58.346	1:55.236	77.70	5.011	11:40:24.866
3 -	55.420	56.843	1:52.263	79.76	2.038	11:42:17.129
4 -	54.686	57.380	1:52.066	79.90	1.841	11:44:09.195
5 -	54.145	56.811	1:50.956 (2)	80.70	0.731	11:46:00.151
6 -	54.884	56.544	1:51.428 (3)	80.36	1.203	11:47:51.579
7 -	54.521	55.704	1:50.225 (1)	81.23		11:49:41.804

P23 81 Malvern MAY		Suzuki -				
IDEAL LAP TIME : 1:50.887		BEST LAP TIME : 1:51.458		DIFFERENCE : 0.571		
LAP	SECTOR 1	SECTOR 2	LAP TIME	MPH	DIFF	TIME OF DAY

1 -		57.901	2:01.986	73.40	10.528	11:38:27.794
2 -	54.601	58.017	1:52.618	79.51	1.160	11:40:20.412
3 -	55.002	57.168	1:52.170 (3)	79.82	0.712	11:42:12.582
4 -	53.932	57.526	1:51.458 (1)	80.33		11:44:04.040
5 -	55.250	58.367	1:53.617	78.81	2.159	11:45:57.657
6 -	54.942	57.932	1:52.874	79.33	1.416	11:47:50.531
7 -	55.064	56.955	1:52.019 (2)	79.93	0.561	11:49:42.550

P24 13 Rob TAYLOR		Suzuki -				
IDEAL LAP TIME : 1:51.094		BEST LAP TIME : 1:51.094		DIFFERENCE : 0.000		
LAP	SECTOR 1	SECTOR 2	LAP TIME	MPH	DIFF	TIME OF DAY

1 -		59.013	2:03.480	72.51	12.386	11:38:29.288
2 -	56.957	59.177	1:56.134	77.10	5.040	11:40:25.422
3 -	55.662	57.090	1:52.752	79.41	1.658	11:42:18.174
4 -	55.234	57.219	1:52.453 (3)	79.62	1.359	11:44:10.627
5 -	55.312	57.177	1:52.489	79.60	1.395	11:46:03.116
6 -	55.121	56.659	1:51.780 (2)	80.10	0.686	11:47:54.896
7 -	54.554	56.540	1:51.094 (1)	80.60		11:49:45.990

P25 15 Stephen JONES		SUZUKI - MW SOLICITORS				
IDEAL LAP TIME : 1:52.106		BEST LAP TIME : 1:52.106		DIFFERENCE : 0.000		
LAP	SECTOR 1	SECTOR 2	LAP TIME	MPH	DIFF	TIME OF DAY

1 -		58.281	2:05.675	71.25	13.569	11:38:31.483
2 -	56.442	58.550	1:54.992	77.87	2.886	11:40:26.475
3 -	55.708	58.029	1:53.737 (3)	78.72	1.631	11:42:20.212
4 -	57.750	58.326	1:56.076	77.14	3.970	11:44:16.288
5 -	56.859	57.170	1:54.029	78.52	1.923	11:46:10.317
6 -	55.209	56.897	1:52.106 (1)	79.87		11:48:02.423
7 -	55.238	57.838	1:53.076 (2)	79.18	0.970	11:49:55.499

P26 38 Bob COUCHMAN		Suzuki -				
IDEAL LAP TIME : 1:52.323		BEST LAP TIME : 1:52.367		DIFFERENCE : 0.044		
LAP	SECTOR 1	SECTOR 2	LAP TIME	MPH	DIFF	TIME OF DAY

1 -		59.547	2:04.939	71.67	12.572	11:38:30.747
2 -	56.511	58.466	1:54.977	77.88	2.610	11:40:25.724
3 -	56.003	59.067	1:55.070	77.81	2.703	11:42:20.794
4 -	56.794	58.544	1:55.338	77.63	2.971	11:44:16.132
5 -	56.673	58.029	1:54.702 (3)	78.06	2.335	11:46:10.834
6 -	55.586	57.278	1:52.864 (2)	79.33	0.497	11:48:03.698
7 -	55.045	57.322	1:52.367 (1)	79.68		11:49:56.065

P27 75 Patrick SMITH		Suzuki -				
IDEAL LAP TIME : 1:53.378		BEST LAP TIME : 1:53.378		DIFFERENCE : 0.000		
LAP	SECTOR 1	SECTOR 2	LAP TIME	MPH	DIFF	TIME OF DAY

1 -		58.653	2:01.889	73.46	8.511	11:38:27.697
2 -	55.631	59.085	1:54.716 (2)	78.05	1.338	11:40:22.413
3 -	56.464	58.882	1:55.346	77.63	1.968	11:42:17.759
4 -	56.502	58.692	1:55.194	77.73	1.816	11:44:12.953

Weather / Track : Cloudy / Dry

Donington Park GP
Circuit Length = 2.4873 miles
Start: 11:36 Flag 11:48 End: 11:50

BMCRC - MRO Championships 2016 - Rnd 2 @ Donington Park GP

MRO Minitwins

RACE 6 - SECTOR ANALYSIS

SECTOR 1 = FL to I1, SECTOR 2 = I1 to FL, DIFF = Difference To Personal Best Lap

5 -	56.538	58.582	1:55.120 (3)	77.78	1.742	11:46:08.073
6 -	57.492	59.113	1:56.605	76.79	3.227	11:48:04.678
7 -	55.240	58.138	1:53.378 (1)	78.97		11:49:58.056

P28	32	Chris THAY	Suzuki - Scell-it uk			
IDEAL LAP TIME : 1:54.415		BEST LAP TIME : 1:55.159	DIFFERENCE : 0.744			
LAP	SECTOR 1	SECTOR 2	LAP TIME	MPH	DIFF	TIME OF DAY
1 -		59.298	2:03.163	72.70	8.004	11:38:28.971
2 -	56.066	59.093	1:55.159 (1)	77.75		11:40:24.130
3 -	57.476	58.450	1:55.926 (3)	77.24	0.767	11:42:20.056
4 -	57.306	58.349	1:55.655 (2)	77.42	0.496	11:44:15.711
5 -	58.199	58.476	1:56.675	76.74	1.516	11:46:12.386
6 -	57.761	58.704	1:56.465	76.88	1.306	11:48:08.851
7 -	57.263	59.094	1:56.357	76.95	1.198	11:50:05.208

P29	23	Claire BECKETT	Suzuki -			
IDEAL LAP TIME : 1:54.189		BEST LAP TIME : 1:54.576	DIFFERENCE : 0.387			
LAP	SECTOR 1	SECTOR 2	LAP TIME	MPH	DIFF	TIME OF DAY
1 -		1:00.291	2:05.362	71.42	10.786	11:38:31.170
2 -	56.382	1:00.399	1:56.781	76.67	2.205	11:40:27.951
3 -	56.529	1:09.146	2:05.675	71.25	11.099	11:42:33.626
4 -	56.850	59.910	1:56.760 (3)	76.69	2.184	11:44:30.386
5 -	58.013	59.265	1:57.278	76.35	2.702	11:46:27.664
6 -	56.769	57.807	1:54.576 (1)	78.15		11:48:22.240
7 -	57.410	58.410	1:55.820 (2)	77.31	1.244	11:50:18.060

P30	66	Mark SMITH	Suzuki - Nick&Brian Scott fisheries			
IDEAL LAP TIME : 1:56.853		BEST LAP TIME : 1:57.044	DIFFERENCE : 0.191			
LAP	SECTOR 1	SECTOR 2	LAP TIME	MPH	DIFF	TIME OF DAY
1 -		1:01.371	2:08.535	69.66	11.491	11:38:34.343
2 -	59.491	1:00.158	1:59.649	74.83	2.605	11:40:33.992
3 -	58.272	1:00.319	1:58.591	75.50	1.547	11:42:32.583
4 -	57.571	59.672	1:57.243 (2)	76.37	0.199	11:44:29.826
5 -	58.017	1:00.802	1:58.819	75.36	1.775	11:46:28.645
6 -	57.762	59.282	1:57.044 (1)	76.50		11:48:25.689
7 -	58.017	59.616	1:57.633 (3)	76.12	0.589	11:50:23.322

P31	67	Mike DEVALL	Suzuki -			
IDEAL LAP TIME : 1:57.541		BEST LAP TIME : 1:57.927	DIFFERENCE : 0.386			
LAP	SECTOR 1	SECTOR 2	LAP TIME	MPH	DIFF	TIME OF DAY
1 -		1:01.709	2:08.518	69.67	10.591	11:38:34.326
2 -	59.218	1:00.317	1:59.535	74.91	1.608	11:40:33.861
3 -	59.237	1:01.647	2:00.884	74.07	2.957	11:42:34.745
4 -	57.363	1:00.564	1:57.927 (1)	75.93		11:44:32.672
5 -	57.997	1:00.379	1:58.376 (3)	75.64	0.449	11:46:31.048
6 -	57.846	1:00.462	1:58.308 (2)	75.68	0.381	11:48:29.356
7 -	58.687	1:00.178	1:58.865	75.33	0.938	11:50:28.221

P32	93	Jack WALLIS	Suzuki - Grumpdad			
IDEAL LAP TIME : 1:55.338		BEST LAP TIME : 1:55.661	DIFFERENCE : 0.323			
LAP	SECTOR 1	SECTOR 2	LAP TIME	MPH	DIFF	TIME OF DAY
1 -		59.714	2:02.606	73.03	6.945	11:38:28.414
2 -	57.744	1:00.109	1:57.853 (3)	75.97	2.192	11:40:26.267
3 -	57.731	59.340	1:57.071 (2)	76.48	1.410	11:42:23.338
4 -	57.180	58.481	1:55.661 (1)	77.41		11:44:18.999
5 -	56.857	IN PIT	1:57.623 P	76.12	1.962	11:46:16.622

Weather / Track : Cloudy / Dry

Donington Park GP
Circuit Length = 2.4873 miles
Start: 11:36 Flag 11:48 End: 11:50

BMCRC - MRO Championships 2016 - Rnd 2 @ Donington Park GP

MRO Minitwins

RACE 6 - SECTOR ANALYSIS

SECTOR 1 = FL to I1, SECTOR 2 = I1 to FL, DIFF = Difference To Personal Best Lap

P33 55		Michael COPLEY		Suzuki - Jayne copley		
IDEAL LAP TIME : 1:58.933		BEST LAP TIME : 1:58.933		DIFFERENCE : 0.000		
LAP	SECTOR 1	SECTOR 2	LAP TIME	MPH	DIFF	TIME OF DAY
1 -		1:00.527	2:07.021	70.49	8.088	11:38:32.829
2 -	58.486	1:00.447	1:58.933 (1)	75.28		11:40:31.762
3 -	58.713	1:00.568	1:59.281 (2)	75.07	0.348	11:42:31.043
4 -	58.902	1:01.318	2:00.220	74.48	1.287	11:44:31.263
5 -	59.098	1:00.940	2:00.038 (3)	74.59	1.105	11:46:31.301

P34 139		Antony COPLEY		Suzuki -		
IDEAL LAP TIME : 1:52.176		BEST LAP TIME : 1:52.510		DIFFERENCE : 0.334		
LAP	SECTOR 1	SECTOR 2	LAP TIME	MPH	DIFF	TIME OF DAY
1 -		57.390	1:57.330 (3)	76.31	4.820	11:38:23.138
2 -	54.786	57.858	1:52.644 (2)	79.49	0.134	11:40:15.782
3 -	55.050	57.460	1:52.510 (1)	79.58		11:42:08.292
4 -	55.013	1:05.538	2:00.551	74.27	8.041	11:44:08.843

P35 72		Kevin MILLER		Suzuki - Mechanical Air Supplies Ltd		
IDEAL LAP TIME : 1:55.007		BEST LAP TIME : 1:55.007		DIFFERENCE : 0.000		
LAP	SECTOR 1	SECTOR 2	LAP TIME	MPH	DIFF	TIME OF DAY
1 -		59.798	2:04.503	71.92	9.496	11:38:30.311
2 -	56.733	59.703	1:56.436 (3)	76.90	1.429	11:40:26.747
3 -	56.030	58.977	1:55.007 (1)	77.86		11:42:21.754
4 -	56.408	59.175	1:55.583 (2)	77.47	0.576	11:44:17.337

P36 199		Lloyd COLLINS		Suzuki - Warren Drives		
IDEAL LAP TIME : 1:49.756		BEST LAP TIME : 1:49.756		DIFFERENCE : 0.000		
LAP	SECTOR 1	SECTOR 2	LAP TIME	MPH	DIFF	TIME OF DAY
1 -		56.419	1:55.711 (3)	77.38	5.955	11:38:21.519
2 -	54.219	56.582	1:50.801 (2)	80.81	1.045	11:40:12.320
3 -	53.795	55.961	1:49.756 (1)	81.58		11:42:02.076

P37 97		Jake PACKHAM		Suzuki -		
IDEAL LAP TIME : 1:48.307		BEST LAP TIME : 1:48.808		DIFFERENCE : 0.501		
LAP	SECTOR 1	SECTOR 2	LAP TIME	MPH	DIFF	TIME OF DAY
1 -		58.006	1:58.472 (3)	75.58	9.664	11:38:24.280
2 -	53.840	55.384	1:49.224 (2)	81.98	0.416	11:40:13.504
3 -	52.923	55.885	1:48.808 (1)	82.29		11:42:02.312

BMCRC - MRO Championships 2016 - Rnd 2 @ Donington Park GP

MRO Minitwins

RACE 6 - BEST SECTORS

SECTOR 1			SECTOR 2			IDEAL / BEST COMPARISON						
POS	NO	NAME	TIME	NO	NAME	TIME	POS	NO	NAME	IDEAL	BEST	DIFF
									PERFECT LAP	1:43.265		
1	124	BUTLER	50.320	35	WALSH	52.945	1	35	WALSH	1:43.459	1:43.459	0.000
2	35	WALSH	50.514	7	HICKLING	53.312	2	124	BUTLER	1:43.820	1:44.271	0.451
3	58	COSTIN	50.812	26	DAVIES	53.393	3	7	HICKLING	1:44.141	1:44.427	0.286
4	7	HICKLING	50.829	2	POVAH	53.443	4	58	COSTIN	1:44.360	1:45.012	0.652
5	68	EUSTACE	50.859	124	BUTLER	53.500	5	26	DAVIES	1:44.468	1:44.768	0.300
6	26	DAVIES	51.075	58	COSTIN	53.548	6	68	EUSTACE	1:44.523	1:44.927	0.404
7	2	POVAH	51.131	68	EUSTACE	53.664	7	2	POVAH	1:44.574	1:44.823	0.249
8	192	MOFFA	51.147	98	TOPPING	53.819	8	111	FOLKES	1:45.316	1:45.749	0.433
9	111	FOLKES	51.273	111	FOLKES	54.043	9	192	MOFFA	1:45.369	1:45.436	0.067
10	86	WITHERINGTON	51.482	86	WITHERINGTON	54.208	10	86	WITHERINGTON	1:45.690	1:46.049	0.359
11	5	MANTELL	51.536	192	MOFFA	54.222	11	98	TOPPING	1:45.900	1:46.350	0.450
12	61	YATES	51.615	61	YATES	54.333	12	61	YATES	1:45.948	1:46.453	0.505
13	54	JAMISON	51.823	85	KELLY	54.491	13	5	MANTELL	1:46.071	1:46.071	0.000
14	95	ROBERTSON	51.826	95	ROBERTSON	54.493	14	95	ROBERTSON	1:46.319	1:46.553	0.234
15	22	DOWDS	52.038	54	JAMISON	54.502	15	54	JAMISON	1:46.325	1:46.374	0.049
16	98	TOPPING	52.081	5	MANTELL	54.535	16	85	KELLY	1:46.673	1:46.763	0.090
17	85	KELLY	52.182	118	PLUMMER	54.807	17	22	DOWDS	1:47.382	1:47.401	0.019
18	51	RUTTER	52.203	51	RUTTER	55.265	18	118	PLUMMER	1:47.439	1:47.439	0.000
19	118	PLUMMER	52.632	22	DOWDS	55.344	19	51	RUTTER	1:47.468	1:47.765	0.297
20	97	PACKHAM	52.923	97	PACKHAM	55.384	20	97	PACKHAM	1:48.307	1:48.808	0.501
21	444	WILLIAMS	53.270	444	WILLIAMS	55.674	21	444	WILLIAMS	1:48.944	1:49.631	0.687
22	199	COLLINS	53.795	9	LEWIN	55.704	22	199	COLLINS	1:49.756	1:49.756	0.000
23	195	CADIZ	53.872	199	COLLINS	55.961	23	9	LEWIN	1:49.849	1:50.225	0.376
24	81	MAY	53.932	13	TAYLOR	56.540	24	195	CADIZ	1:50.531	1:50.631	0.100
25	9	LEWIN	54.145	195	CADIZ	56.659	25	81	MAY	1:50.887	1:51.458	0.571
26	13	TAYLOR	54.554	15	JONES	56.897	26	13	TAYLOR	1:51.094	1:51.094	0.000
27	139	COPLEY	54.786	81	MAY	56.955	27	15	JONES	1:52.106	1:52.106	0.000
28	38	COUCHMAN	55.045	38	COUCHMAN	57.278	28	139	COPLEY	1:52.176	1:52.510	0.334
29	15	JONES	55.209	139	COPLEY	57.390	29	38	COUCHMAN	1:52.323	1:52.367	0.044
30	75	SMITH	55.240	23	BECKETT	57.807	30	75	SMITH	1:53.378	1:53.378	0.000
31	72	MILLER	56.030	75	SMITH	58.138	31	23	BECKETT	1:54.189	1:54.576	0.387
32	32	THAY	56.066	32	THAY	58.349	32	32	THAY	1:54.415	1:55.159	0.744
33	23	BECKETT	56.382	93	WALLIS	58.481	33	72	MILLER	1:55.007	1:55.007	0.000
34	93	WALLIS	56.857	72	MILLER	58.977	34	93	WALLIS	1:55.338	1:55.661	0.323
35	67	DEVALL	57.363	66	SMITH	59.282	35	66	SMITH	1:56.853	1:57.044	0.191
36	66	SMITH	57.571	67	DEVALL	1:00.178	36	67	DEVALL	1:57.541	1:57.927	0.386
37	55	COPLEY	58.486	55	COPLEY	1:00.447	37	55	COPLEY	1:58.933	1:58.933	0.000

Weather / Track : Cloudy / Dry

Donington Park GP

Circuit Length = 2.4873 miles

Start: 11:36 Flag 11:48 End: 11:50

Results can be found at www.tsl-timing.com

Printed - 11:52 Sunday, 10 April 2016

BMCRC - MRO Championships 2016 - Rnd 2 @ Donington Park GP



MRO Minitwins

RACE 18 - CLASSIFICATION

POS	NO	NAME	ENTRY	LAPS	TIME	GAP	DIFF	MPH	BEST	ON
1	124	Kurtis BUTLER	Suzuki - PGVM / 3vk	6	10:23.086			86.00	1:42.863	6
2	7	Richard HICKLING	Suzuki - Think Cars / Lids By Wood	6	10:28.494	5.408	5.408	85.26	1:43.404	5
3	26	Glynn DAVIES	Suzuki -	6	10:30.283	7.197	1.789	85.02	1:43.717	5
4	2	Jake POVAH	Suzuki - www.78plate.com	6	10:35.090	12.004	4.807	84.38	1:44.172	4
5	35	Tyler WALSH	Suzuki - GBR Powerlines	6	10:35.193	12.107	0.103	84.36	1:44.335	3
6	192	Daniel MOFFA	Suzuki - Forest Stump	6	10:39.477	16.391	4.284	83.80	1:43.642	6
7	95	Grant ROBERTSON	Suzuki -	6	10:39.748	16.662	0.271	83.76	1:45.033	3
8	111	Ryan FOLKES	Suzuki -	6	10:40.260	17.174	0.512	83.70	1:45.338	3
9	68	Thomas EUSTACE	Suzuki - More moto/sublime designs	6	10:40.747	17.661	0.487	83.63	1:45.527	3
10	58	Steve COSTIN	Suzuki - AUTO REVIVE, SAKURA, LKY7SPORTS	6	10:42.242	19.156	1.495	83.44	1:45.369	3
11	5	Barry MANTELL	Suzuki - Swedish car connection	6	10:43.486	20.400	1.244	83.28	1:45.512	5
12	54	Adam JAMISON	Suzuki - AJ Racing	6	10:50.038	26.952	6.552	82.44	1:46.105	2
13	118	James PLUMMER	Suzuki -	6	10:57.816	34.730	7.778	81.46	1:46.928	5
14	22	Darren DOWDS	Suzuki - sublime designs racing	6	10:59.006	35.920	1.190	81.31	1:47.103	6
15	51	Theo RUTTER	Suzuki -	6	10:59.188	36.102	0.182	81.29	1:47.454	6
16	444	Mark WILLIAMS	Suzuki - F.C.L MOTORCYCLES	6	11:01.652	38.566	2.464	80.99	1:48.079	5
17	195	Robert CADIZ	Suzuki -	6	11:12.365	49.279	10.713	79.70	1:49.399	2
18	97	Jake PACKHAM	Suzuki -	6	11:17.581	54.495	5.216	79.09	1:48.647	5
19	199	Lloyd COLLINS	Suzuki - Warren Drives	6	11:17.688	54.602	0.107	79.07	1:50.886	3
20	38	Bob COUCHMAN	Suzuki -	6	11:18.744	55.658	1.056	78.95	1:50.942	6
21	9	Vincent LEWIN	Suzuki - vinitwinracing.co.uk	6	11:19.336	56.250	0.592	78.88	1:51.343	5
22	13	Rob TAYLOR	Suzuki -	6	11:25.524	1:02.438	6.188	78.17	1:52.582	5
23	32	Chris THAY	Suzuki - Scell-it uk	6	11:37.850	1:14.764	12.326	76.79	1:54.128	5
24	72	Kevin MILLER	Suzuki - Mechanical Air Supplies Ltd	6	11:39.920	1:16.834	2.070	76.56	1:53.431	5
25	81	Malvern MAY	Suzuki -	6	11:40.997	1:17.911	1.077	76.44	1:52.250	5
26	75	Patrick SMITH	Suzuki -	6	12:09.286	1:46.200	28.289	73.48	1:54.273	4
27	66	Mark SMITH	Suzuki - Nick&Brian Scott fisheries	6	12:10.098	1:47.012	0.812	73.40	2:00.126	3
28	67	Mike DEVALL	Suzuki -	6	12:21.121	1:58.035	11.023	72.30	2:01.699	6

NOT CLASSIFIED

DNF	23	Claire BECKETT	Suzuki -	5	9:41.475	1 Lap	1 Lap	76.76	1:54.091	2
DNF	15	Stephen JONES	SUZUKI - MW SOLICITORS	5	9:42.981	1 Lap	1.506	76.56	1:53.327	5
DNF	86	Paul WITHERINGTON	Suzuki - P&R plumbing	1	1:59.825	5 Laps	4 Laps	73.59	1:59.825	1
DNF	61	Michael YATES	Suzuki -	0						

FASTEST LAP

124	Kurtis BUTLER	Suzuki - PGVM / 3vk	6	1:42.863	87.05 mph	140.09 kph
-----	---------------	---------------------	---	----------	-----------	------------

90% of Race Speed = 77.40 mph

Weather / Track : Cloudy / Dry

These results are provisional until the conclusion of any judicial and technical matters.

Donington Park GP

Circuit Length = 2.4873 miles

Start: 16:10 Flag 16:20 End: 16:24

Clerk Of Course :

Timekeeper :

Results can be found at www.tsl-timing.com

Printed - 16:25 Sunday, 10 April 2016



BMCRC - MRO Championships 2016 - Rnd 2 @ Donington Park GP

MRO Minitwins

RACE 18 - LAP CHART

LAP 1 @ 16:12:23.431

NO	BEHIND	LAP TIME
124		1:46.887
7	1.765	1:48.652
26	2.501	1:49.388
68	2.800	1:49.687
35	3.372	1:50.259
2	3.634	1:50.521
58	4.275	1:51.162
111	4.753	1:51.640
54	5.077	1:51.964
95	5.217	1:52.104
5	6.442	1:53.329
51	8.527	1:55.414
22	8.686	1:55.573
192	8.864	1:55.751
195	9.032	1:55.919
118	9.202	1:56.089
444	9.572	1:56.459
9	10.927	1:57.814
81	11.461	1:58.348
38	12.747	1:59.634
86	12.938	1:59.825
199	13.306	2:00.193
13	13.839	2:00.726
23	14.490	2:01.377
32	15.671	2:02.558
15	15.876	2:02.763
97	16.097	2:02.984
75	16.855	2:03.742
72	18.717	2:05.604
66	21.168	2:08.055
67	22.263	2:09.150

LAP 2 @ 16:14:06.882

NO	BEHIND	LAP TIME
124		1:43.451
7	2.953	1:44.639
26	3.747	1:44.697
2	4.849	1:44.666
35	5.309	1:45.388
68	5.836	1:46.487
58	6.361	1:45.537
95	7.277	1:45.511
111	7.473	1:46.171
54	7.731	1:46.105
5	8.578	1:45.587
192	10.831	1:45.418
51	14.572	1:49.496
22	14.806	1:49.571
195	14.980	1:49.399
118	15.226	1:49.475
444	16.009	1:49.888
9	19.783	1:52.307
38	21.881	1:52.585
199	22.448	1:52.593
13	23.663	1:53.275
23	25.130	1:54.091
97	27.041	1:54.395
15	27.162	1:54.737
32	28.287	1:56.067
75	28.741	1:55.337
72	31.939	1:56.673
81	36.602	2:08.592

66	38.069	2:00.352
67	41.401	2:02.589

LAP 3 @ 16:15:50.622

NO	BEHIND	LAP TIME
124		1:43.740
7	3.562	1:44.349
26	4.499	1:44.492
35	5.904	1:44.335
2	6.218	1:45.109
68	7.623	1:45.527
58	7.990	1:45.369
95	8.570	1:45.033
111	9.071	1:45.338
54	10.383	1:46.392
5	10.515	1:45.677
192	12.818	1:45.727
51	19.980	1:49.148
22	20.102	1:49.036
118	20.123	1:48.637
195	20.781	1:49.541
444	21.460	1:49.191
9	28.736	1:52.693
199	29.594	1:50.886
38	29.830	1:51.689
13	32.513	1:52.590
97	33.446	1:50.145
23	36.324	1:54.934
32	38.776	1:54.229
15	39.345	1:55.923
75	39.780	1:54.779
72	43.840	1:55.641
81	47.499	1:54.637
66	54.455	2:00.126
67	1:00.020	2:02.359

LAP 4 @ 16:17:33.579

NO	BEHIND	LAP TIME
124		1:42.957
7	4.379	1:43.774
26	5.405	1:43.863
2	7.433	1:44.172
35	7.852	1:44.905
68	10.970	1:46.304
95	11.679	1:46.066
111	11.862	1:45.748
58	12.079	1:47.046
5	13.590	1:46.032
192	14.093	1:44.232
54	15.562	1:48.136
51	26.187	1:49.164
118	26.258	1:49.092
22	26.631	1:49.486
195	27.310	1:49.486
444	27.824	1:49.321
199	37.871	1:51.234
9	38.544	1:52.765
38	39.001	1:52.128
97	41.376	1:50.887
13	42.832	1:53.276
23	48.877	1:55.510
32	50.604	1:54.785
75	51.096	1:54.273
15	52.619	1:56.231

72	55.224	1:54.341
81	57.028	1:52.486
66	1:12.241	2:00.743
67	1:19.706	2:02.643

LAP 5 @ 16:19:16.767

NO	BEHIND	LAP TIME
124		1:43.188
7	4.595	1:43.404
26	5.934	1:43.717
2	9.007	1:44.762
35	9.861	1:45.197
95	13.816	1:45.325
68	14.204	1:46.422
111	14.482	1:45.808
58	15.270	1:46.379
192	15.612	1:44.707
5	15.914	1:45.512
54	20.417	1:48.043
118	29.998	1:46.928
51	31.511	1:48.512
22	31.680	1:48.237
444	32.715	1:48.079
195	34.665	1:50.543
199	45.854	1:51.171
9	46.699	1:51.343
97	46.835	1:48.647
38	47.579	1:51.766
13	52.226	1:52.582
23	1:01.252	1:55.563
32	1:01.544	1:54.128
75	1:02.285	1:54.377
15	1:02.758	1:53.327
72	1:05.467	1:53.431
81	1:06.090	1:52.250
66	1:29.451	2:00.398
67	1:39.199	2:02.681

LAP 6 @ 16:20:59.630

NO	BEHIND	LAP TIME
124		1:42.863
7	5.408	1:43.676
26	7.197	1:44.126
2	12.004	1:45.860
35	12.107	1:45.109
192	16.391	1:43.642
95	16.662	1:45.709
111	17.174	1:45.555
68	17.661	1:46.320
58	19.156	1:46.749
5	20.400	1:47.349
54	26.952	1:49.398
118	34.730	1:47.595
22	35.920	1:47.103
51	36.102	1:47.454
444	38.566	1:48.714
195	49.279	1:57.477
97	54.495	1:50.523
199	54.602	1:51.611
38	55.658	1:50.942
9	56.250	1:52.414
13	1:02.438	1:53.075
32	1:14.764	1:56.083
72	1:16.834	1:54.230

81	1:17.911	1:54.684
75	1:46.200	2:26.778
66	1:47.012	2:00.424
67	1:58.035	2:01.699

Weather / Track : Cloudy / Dry

Results can be found at www.tsl-timing.com

Donington Park GP
Circuit Length = 2.4873 miles
Start: 16:10 Flag 16:20 End: 16:24

Printed - 16:25 Sunday, 10 April 2016

BMCRC - MRO Championships 2016 - Rnd 2 @ Donington Park GP

MRO Minitwins

RACE 18 - SECTOR ANALYSIS

SECTOR 1 = FL to I1, SECTOR 2 = I1 to FL, DIFF = Difference To Personal Best Lap

P1 124		Kurtis BUTLER		Suzuki - PGVM / 3vk		
IDEAL LAP TIME : 1:42.689		BEST LAP TIME : 1:42.863		DIFFERENCE : 0.174		
LAP	SECTOR 1	SECTOR 2	LAP TIME	MPH	DIFF	TIME OF DAY
1 -		52.915	1:46.887	83.77	4.024	16:12:23.431
2 -	50.690	52.761	1:43.451	86.55	0.588	16:14:06.882
3 -	50.849	52.891	1:43.740	86.31	0.877	16:15:50.622
4 -	50.663	52.294	1:42.957 (2)	86.97	0.094	16:17:33.579
5 -	50.824	52.364	1:43.188 (3)	86.77	0.325	16:19:16.767
6 -	50.395	52.468	1:42.863 (1)	87.05		16:20:59.630

P2 7		Richard HICKLING		Suzuki - Think Cars / Lids By Wood		
IDEAL LAP TIME : 1:43.199		BEST LAP TIME : 1:43.404		DIFFERENCE : 0.205		
LAP	SECTOR 1	SECTOR 2	LAP TIME	MPH	DIFF	TIME OF DAY
1 -		54.361	1:48.652	82.41	5.248	16:12:25.196
2 -	50.840	53.799	1:44.639	85.57	1.235	16:14:09.835
3 -	50.881	53.468	1:44.349	85.81	0.945	16:15:54.184
4 -	50.591	53.183	1:43.774 (3)	86.28	0.370	16:17:37.958
5 -	50.644	52.760	1:43.404 (1)	86.59		16:19:21.362
6 -	50.439	53.237	1:43.676 (2)	86.36	0.272	16:21:05.038

P3 26		Glynn DAVIES		Suzuki -		
IDEAL LAP TIME : 1:43.601		BEST LAP TIME : 1:43.717		DIFFERENCE : 0.116		
LAP	SECTOR 1	SECTOR 2	LAP TIME	MPH	DIFF	TIME OF DAY
1 -		53.747	1:49.388	81.85	5.671	16:12:25.932
2 -	51.717	52.980	1:44.697	85.52	0.980	16:14:10.629
3 -	51.348	53.144	1:44.492	85.69	0.775	16:15:55.121
4 -	51.166	52.697	1:43.863 (2)	86.21	0.146	16:17:38.984
5 -	51.051	52.666	1:43.717 (1)	86.33		16:19:22.701
6 -	50.935	53.191	1:44.126 (3)	85.99	0.409	16:21:06.827

P4 2		Jake POVAH		Suzuki - www.78plate.com		
IDEAL LAP TIME : 1:44.040		BEST LAP TIME : 1:44.172		DIFFERENCE : 0.132		
LAP	SECTOR 1	SECTOR 2	LAP TIME	MPH	DIFF	TIME OF DAY
1 -		54.652	1:50.521	81.02	6.349	16:12:27.065
2 -	51.284	53.382	1:44.666 (2)	85.55	0.494	16:14:11.731
3 -	51.590	53.519	1:45.109	85.19	0.937	16:15:56.840
4 -	50.912	53.260	1:44.172 (1)	85.95		16:17:41.012
5 -	51.634	53.128	1:44.762 (3)	85.47	0.590	16:19:25.774
6 -	51.628	54.232	1:45.860	84.58	1.688	16:21:11.634

P5 35		Tyler WALSH		Suzuki - GBR Powerlines		
IDEAL LAP TIME : 1:44.335		BEST LAP TIME : 1:44.335		DIFFERENCE : 0.000		
LAP	SECTOR 1	SECTOR 2	LAP TIME	MPH	DIFF	TIME OF DAY
1 -		54.634	1:50.259	81.21	5.924	16:12:26.803
2 -	51.321	54.067	1:45.388	84.96	1.053	16:14:12.191
3 -	50.697	53.638	1:44.335 (1)	85.82		16:15:56.526
4 -	51.201	53.704	1:44.905 (2)	85.35	0.570	16:17:41.431
5 -	51.428	53.769	1:45.197	85.12	0.862	16:19:26.628
6 -	50.946	54.163	1:45.109 (3)	85.19	0.774	16:21:11.737

P6 192		Daniel MOFFA		Suzuki - Forest Stump		
IDEAL LAP TIME : 1:43.642		BEST LAP TIME : 1:43.642		DIFFERENCE : 0.000		
LAP	SECTOR 1	SECTOR 2	LAP TIME	MPH	DIFF	TIME OF DAY
1 -		58.393	1:55.751	77.35	12.109	16:12:32.295
2 -	51.584	53.834	1:45.418	84.94	1.776	16:14:17.713
3 -	51.030	54.697	1:45.727	84.69	2.085	16:16:03.440
4 -	50.750	53.482	1:44.232 (2)	85.90	0.590	16:17:47.672
5 -	51.325	53.382	1:44.707 (3)	85.51	1.065	16:19:32.379

Weather / Track : Cloudy / Dry

Donington Park GP
 Circuit Length = 2.4873 miles
 Start: 16:10 Flag 16:20 End: 16:24

BMCRC - MRO Championships 2016 - Rnd 2 @ Donington Park GP

MRO Minitwins

RACE 18 - SECTOR ANALYSIS

SECTOR 1 = FL to I1, SECTOR 2 = I1 to FL, DIFF = Difference To Personal Best Lap

6 - 50.296 53.346 1:43.642 (1) 86.39 16:21:16.021

P7 95 Grant ROBERTSON		Suzuki -				
IDEAL LAP TIME : 1:44.760		BEST LAP TIME : 1:45.033		DIFFERENCE : 0.273		
LAP	SECTOR 1	SECTOR 2	LAP TIME	MPH	DIFF	TIME OF DAY
1 -		55.150	1:52.104	79.87	7.071	16:12:28.648
2 -	51.161	54.350	1:45.511 (3)	84.86	0.478	16:14:14.159
3 -	51.357	53.676	1:45.033 (1)	85.25		16:15:59.192
4 -	51.670	54.396	1:46.066	84.42	1.033	16:17:45.258
5 -	51.726	53.599	1:45.325 (2)	85.01	0.292	16:19:30.583
6 -	51.446	54.263	1:45.709	84.70	0.676	16:21:16.292

P8 111 Ryan FOLKES		Suzuki -				
IDEAL LAP TIME : 1:45.076		BEST LAP TIME : 1:45.338		DIFFERENCE : 0.262		
LAP	SECTOR 1	SECTOR 2	LAP TIME	MPH	DIFF	TIME OF DAY
1 -		54.989	1:51.640	80.20	6.302	16:12:28.184
2 -	51.534	54.637	1:46.171	84.33	0.833	16:14:14.355
3 -	51.484	53.854	1:45.338 (1)	85.00		16:15:59.693
4 -	51.544	54.204	1:45.748 (3)	84.67	0.410	16:17:45.441
5 -	51.722	54.086	1:45.808	84.62	0.470	16:19:31.249
6 -	51.222	54.333	1:45.555 (2)	84.83	0.217	16:21:16.804

P9 68 Thomas EUSTACE		Suzuki - More moto/sublime designs				
IDEAL LAP TIME : 1:45.350		BEST LAP TIME : 1:45.527		DIFFERENCE : 0.177		
LAP	SECTOR 1	SECTOR 2	LAP TIME	MPH	DIFF	TIME OF DAY
1 -		54.281	1:49.687	81.63	4.160	16:12:26.231
2 -	52.024	54.463	1:46.487	84.08	0.960	16:14:12.718
3 -	51.240	54.287	1:45.527 (1)	84.85		16:15:58.245
4 -	52.119	54.185	1:46.304 (2)	84.23	0.777	16:17:44.549
5 -	52.082	54.340	1:46.422	84.14	0.895	16:19:30.971
6 -	51.165	55.155	1:46.320 (3)	84.22	0.793	16:21:17.291

P10 58 Steve COSTIN		Suzuki - AUTO REVIVE,SAKURA,LKY7SPORTS				
IDEAL LAP TIME : 1:45.080		BEST LAP TIME : 1:45.369		DIFFERENCE : 0.289		
LAP	SECTOR 1	SECTOR 2	LAP TIME	MPH	DIFF	TIME OF DAY
1 -		55.034	1:51.162	80.55	5.793	16:12:27.706
2 -	51.331	54.206	1:45.537 (2)	84.84	0.168	16:14:13.243
3 -	51.620	53.749	1:45.369 (1)	84.98		16:15:58.612
4 -	51.966	55.080	1:47.046	83.65	1.677	16:17:45.658
5 -	51.868	54.511	1:46.379 (3)	84.17	1.010	16:19:32.037
6 -	52.463	54.286	1:46.749	83.88	1.380	16:21:18.786

P11 5 Barry MANTELL		Suzuki - Swedish car connection				
IDEAL LAP TIME : 1:45.042		BEST LAP TIME : 1:45.512		DIFFERENCE : 0.470		
LAP	SECTOR 1	SECTOR 2	LAP TIME	MPH	DIFF	TIME OF DAY
1 -		55.323	1:53.329	79.01	7.817	16:12:29.873
2 -	51.460	54.127	1:45.587 (2)	84.80	0.075	16:14:15.460
3 -	51.141	54.536	1:45.677 (3)	84.73	0.165	16:16:01.137
4 -	52.131	53.901	1:46.032	84.45	0.520	16:17:47.169
5 -	51.467	54.045	1:45.512 (1)	84.86		16:19:32.681
6 -	51.923	55.426	1:47.349	83.41	1.837	16:21:20.030

P12 54 Adam JAMISON		Suzuki - AJ Racing				
IDEAL LAP TIME : 1:46.056		BEST LAP TIME : 1:46.105		DIFFERENCE : 0.049		
LAP	SECTOR 1	SECTOR 2	LAP TIME	MPH	DIFF	TIME OF DAY
1 -		55.590	1:51.964	79.97	5.859	16:12:28.508
2 -	51.821	54.284	1:46.105 (1)	84.39		16:14:14.613
3 -	51.772	54.620	1:46.392 (2)	84.16	0.287	16:16:01.005

Weather / Track : Cloudy / Dry

Donington Park GP
Circuit Length = 2.4873 miles
Start: 16:10 Flag 16:20 End: 16:24

BMCRC - MRO Championships 2016 - Rnd 2 @ Donington Park GP

MRO Minitwins

RACE 18 - SECTOR ANALYSIS

SECTOR 1 = FL to I1, SECTOR 2 = I1 to FL, DIFF = Difference To Personal Best Lap

4 -	52.832	55.304	1:48.136	82.80	2.031	16:17:49.141
5 -	52.898	55.145	1:48.043 (3)	82.87	1.938	16:19:37.184
6 -	53.201	56.197	1:49.398	81.85	3.293	16:21:26.582

P13 118	James PLUMMER		Suzuki -			
IDEAL LAP TIME : 1:46.928		BEST LAP TIME : 1:46.928		DIFFERENCE : 0.000		
LAP	SECTOR 1	SECTOR 2	LAP TIME	MPH	DIFF	TIME OF DAY
1 -		56.219	1:56.089	77.13	9.161	16:12:32.633
2 -	53.377	56.098	1:49.475	81.79	2.547	16:14:22.108
3 -	53.625	55.012	1:48.637 (3)	82.42	1.709	16:16:10.745
4 -	53.769	55.323	1:49.092	82.08	2.164	16:17:59.837
5 -	52.586	54.342	1:46.928 (1)	83.74		16:19:46.765
6 -	52.749	54.846	1:47.595 (2)	83.22	0.667	16:21:34.360

P14 22	Darren DOWDS		Suzuki - sublime designs racing			
IDEAL LAP TIME : 1:47.103		BEST LAP TIME : 1:47.103		DIFFERENCE : 0.000		
LAP	SECTOR 1	SECTOR 2	LAP TIME	MPH	DIFF	TIME OF DAY
1 -		57.224	1:55.573	77.47	8.470	16:12:32.117
2 -	53.433	56.138	1:49.571	81.72	2.468	16:14:21.688
3 -	53.431	55.605	1:49.036 (3)	82.12	1.933	16:16:10.724
4 -	53.755	55.731	1:49.486	81.78	2.383	16:18:00.210
5 -	53.004	55.233	1:48.237 (2)	82.73	1.134	16:19:48.447
6 -	52.616	54.487	1:47.103 (1)	83.60		16:21:35.550

P15 51	Theo RUTTER		Suzuki -			
IDEAL LAP TIME : 1:47.454		BEST LAP TIME : 1:47.454		DIFFERENCE : 0.000		
LAP	SECTOR 1	SECTOR 2	LAP TIME	MPH	DIFF	TIME OF DAY
1 -		56.759	1:55.414	77.58	7.960	16:12:31.958
2 -	53.418	56.078	1:49.496	81.77	2.042	16:14:21.454
3 -	53.403	55.745	1:49.148 (3)	82.03	1.694	16:16:10.602
4 -	53.557	55.607	1:49.164	82.02	1.710	16:17:59.766
5 -	53.129	55.383	1:48.512 (2)	82.52	1.058	16:19:48.278
6 -	52.588	54.866	1:47.454 (1)	83.33		16:21:35.732

P16 444	Mark WILLIAMS		Suzuki - F.C.L MOTORCYCLES			
IDEAL LAP TIME : 1:47.768		BEST LAP TIME : 1:48.079		DIFFERENCE : 0.311		
LAP	SECTOR 1	SECTOR 2	LAP TIME	MPH	DIFF	TIME OF DAY
1 -		57.184	1:56.459	76.88	8.380	16:12:33.003
2 -	53.635	56.253	1:49.888	81.48	1.809	16:14:22.891
3 -	53.552	55.639	1:49.191 (3)	82.00	1.112	16:16:12.082
4 -	53.504	55.817	1:49.321	81.90	1.242	16:18:01.403
5 -	53.171	54.908	1:48.079 (1)	82.85		16:19:49.482
6 -	52.860	55.854	1:48.714 (2)	82.36	0.635	16:21:38.196

P17 195	Robert CADIZ		Suzuki -			
IDEAL LAP TIME : 1:49.048		BEST LAP TIME : 1:49.399		DIFFERENCE : 0.351		
LAP	SECTOR 1	SECTOR 2	LAP TIME	MPH	DIFF	TIME OF DAY
1 -		56.835	1:55.919	77.24	6.520	16:12:32.463
2 -	53.744	55.655	1:49.399 (1)	81.85		16:14:21.862
3 -	53.556	55.985	1:49.541 (3)	81.74	0.142	16:16:11.403
4 -	53.393	56.093	1:49.486 (2)	81.78	0.087	16:18:00.889
5 -	54.526	56.017	1:50.543	81.00	1.144	16:19:51.432
6 -	56.044	1:01.433	1:57.477	76.22	8.078	16:21:48.909

P18 97	Jake PACKHAM		Suzuki -			
IDEAL LAP TIME : 1:48.647		BEST LAP TIME : 1:48.647		DIFFERENCE : 0.000		
LAP	SECTOR 1	SECTOR 2	LAP TIME	MPH	DIFF	TIME OF DAY
1 -		58.733	2:02.984	72.80	14.337	16:12:39.528

Weather / Track : Cloudy / Dry

Donington Park GP
Circuit Length = 2.4873 miles
Start: 16:10 Flag 16:20 End: 16:24

BMCRC - MRO Championships 2016 - Rnd 2 @ Donington Park GP

MRO Minitwins

RACE 18 - SECTOR ANALYSIS

SECTOR 1 = FL to I1, SECTOR 2 = I1 to FL, DIFF = Difference To Personal Best Lap

2 -	56.513	57.882	1:54.395	78.27	5.748	16:14:33.923
3 -	54.449	55.696	1:50.145 (2)	81.29	1.498	16:16:24.068
4 -	54.931	55.956	1:50.887	80.75	2.240	16:18:14.955
5 -	53.109	55.538	1:48.647 (1)	82.41		16:20:03.602
6 -	54.032	56.491	1:50.523 (3)	81.01	1.876	16:21:54.125

P19 199		Lloyd COLLINS		Suzuki - Warren Drives			
IDEAL LAP TIME : 1:50.637		BEST LAP TIME : 1:50.886		DIFFERENCE : 0.249			
LAP	SECTOR 1	SECTOR 2	LAP TIME	MPH	DIFF	TIME OF DAY	
1 -		58.924	2:00.193	74.50	9.307	16:12:36.737	
2 -	55.382	57.211	1:52.593	79.52	1.707	16:14:29.330	
3 -	54.354	56.532	1:50.886 (1)	80.75		16:16:20.216	
4 -	54.951	56.283	1:51.234 (3)	80.50	0.348	16:18:11.450	
5 -	54.727	56.444	1:51.171 (2)	80.54	0.285	16:20:02.621	
6 -	54.602	57.009	1:51.611	80.22	0.725	16:21:54.232	

P20 38		Bob COUCHMAN		Suzuki -			
IDEAL LAP TIME : 1:50.942		BEST LAP TIME : 1:50.942		DIFFERENCE : 0.000			
LAP	SECTOR 1	SECTOR 2	LAP TIME	MPH	DIFF	TIME OF DAY	
1 -		57.150	1:59.634	74.84	8.692	16:12:36.178	
2 -	55.470	57.115	1:52.585	79.53	1.643	16:14:28.763	
3 -	54.729	56.960	1:51.689 (2)	80.17	0.747	16:16:20.452	
4 -	55.424	56.704	1:52.128	79.85	1.186	16:18:12.580	
5 -	54.811	56.955	1:51.766 (3)	80.11	0.824	16:20:04.346	
6 -	54.297	56.645	1:50.942 (1)	80.71		16:21:55.288	

P21 9		Vincent LEWIN		Suzuki - vinitwinracing.co.uk			
IDEAL LAP TIME : 1:51.286		BEST LAP TIME : 1:51.343		DIFFERENCE : 0.057			
LAP	SECTOR 1	SECTOR 2	LAP TIME	MPH	DIFF	TIME OF DAY	
1 -		57.093	1:57.814	76.00	6.471	16:12:34.358	
2 -	54.843	57.464	1:52.307 (2)	79.73	0.964	16:14:26.665	
3 -	55.230	57.463	1:52.693	79.45	1.350	16:16:19.358	
4 -	55.363	57.402	1:52.765	79.40	1.422	16:18:12.123	
5 -	54.900	56.443	1:51.343 (1)	80.42		16:20:03.466	
6 -	55.675	56.739	1:52.414 (3)	79.65	1.071	16:21:55.880	

P22 13		Rob TAYLOR		Suzuki -			
IDEAL LAP TIME : 1:52.461		BEST LAP TIME : 1:52.582		DIFFERENCE : 0.121			
LAP	SECTOR 1	SECTOR 2	LAP TIME	MPH	DIFF	TIME OF DAY	
1 -		58.816	2:00.726	74.17	8.144	16:12:37.270	
2 -	55.564	57.711	1:53.275	79.05	0.693	16:14:30.545	
3 -	55.478	57.112	1:52.590 (2)	79.53	0.008	16:16:23.135	
4 -	55.771	57.505	1:53.276	79.04	0.694	16:18:16.411	
5 -	55.349	57.233	1:52.582 (1)	79.53		16:20:08.993	
6 -	55.859	57.216	1:53.075 (3)	79.19	0.493	16:22:02.068	

P23 32		Chris THAY		Suzuki - Scell-it uk			
IDEAL LAP TIME : 1:54.021		BEST LAP TIME : 1:54.128		DIFFERENCE : 0.107			
LAP	SECTOR 1	SECTOR 2	LAP TIME	MPH	DIFF	TIME OF DAY	
1 -		59.041	2:02.558	73.06	8.430	16:12:39.102	
2 -	56.793	59.274	1:56.067	77.14	1.939	16:14:35.169	
3 -	56.635	57.594	1:54.229 (2)	78.39	0.101	16:16:29.398	
4 -	56.786	57.999	1:54.785 (3)	78.01	0.657	16:18:24.183	
5 -	56.742	57.386	1:54.128 (1)	78.45		16:20:18.311	
6 -	57.529	58.554	1:56.083	77.13	1.955	16:22:14.394	

Weather / Track : Cloudy / Dry

Donington Park GP
Circuit Length = 2.4873 miles
Start: 16:10 Flag 16:20 End: 16:24

BMCRC - MRO Championships 2016 - Rnd 2 @ Donington Park GP

MRO Minitwins

RACE 18 - SECTOR ANALYSIS

SECTOR 1 = FL to I1, SECTOR 2 = I1 to FL, DIFF = Difference To Personal Best Lap

P24 72 Kevin MILLER		Suzuki - Mechanical Air Supplies Ltd				
IDEAL LAP TIME : 1:53.431		BEST LAP TIME : 1:53.431		DIFFERENCE : 0.000		
LAP	SECTOR 1	SECTOR 2	LAP TIME	MPH	DIFF	TIME OF DAY
1 -		1:00.191	2:05.604	71.29	12.173	16:12:42.148
2 -	57.348	59.325	1:56.673	76.74	3.242	16:14:38.821
3 -	57.103	58.538	1:55.641	77.43	2.210	16:16:34.462
4 -	56.686	57.655	1:54.341 (3)	78.31	0.910	16:18:28.803
5 -	55.896	57.535	1:53.431 (1)	78.94		16:20:22.234
6 -	55.978	58.252	1:54.230 (2)	78.38	0.799	16:22:16.464

P25 81 Malvern MAY		Suzuki -				
IDEAL LAP TIME : 1:51.742		BEST LAP TIME : 1:52.250		DIFFERENCE : 0.508		
LAP	SECTOR 1	SECTOR 2	LAP TIME	MPH	DIFF	TIME OF DAY
1 -		58.046	1:58.348	75.66	6.098	16:12:34.892
2 -	1:10.115	58.477	2:08.592	69.63	16.342	16:14:43.484
3 -	56.537	58.100	1:54.637 (3)	78.11	2.387	16:16:38.121
4 -	55.312	57.174	1:52.486 (2)	79.60	0.236	16:18:30.607
5 -	55.147	57.103	1:52.250 (1)	79.77		16:20:22.857
6 -	54.639	1:00.045	1:54.684	78.07	2.434	16:22:17.541

P26 75 Patrick SMITH		Suzuki -				
IDEAL LAP TIME : 1:53.766		BEST LAP TIME : 1:54.273		DIFFERENCE : 0.507		
LAP	SECTOR 1	SECTOR 2	LAP TIME	MPH	DIFF	TIME OF DAY
1 -		1:00.011	2:03.742	72.36	9.469	16:12:40.286
2 -	56.138	59.199	1:55.337	77.63	1.064	16:14:35.623
3 -	56.835	57.944	1:54.779 (3)	78.01	0.506	16:16:30.402
4 -	56.645	57.628	1:54.273 (1)	78.36		16:18:24.675
5 -	56.649	57.728	1:54.377 (2)	78.28	0.104	16:20:19.052
6 -	57.052	1:29.726	2:26.778	61.00	32.505	16:22:45.830

P27 66 Mark SMITH		Suzuki - Nick&Brian Scott fisheries				
IDEAL LAP TIME : 1:59.368		BEST LAP TIME : 2:00.126		DIFFERENCE : 0.758		
LAP	SECTOR 1	SECTOR 2	LAP TIME	MPH	DIFF	TIME OF DAY
1 -		1:02.114	2:08.055	69.92	7.929	16:12:44.599
2 -	59.524	1:00.828	2:00.352 (2)	74.40	0.226	16:14:44.951
3 -	59.622	1:00.504	2:00.126 (1)	74.54		16:16:45.077
4 -	59.322	1:01.421	2:00.743	74.16	0.617	16:18:45.820
5 -	59.090	1:01.308	2:00.398 (3)	74.37	0.272	16:20:46.218
6 -	58.864	1:01.560	2:00.424	74.35	0.298	16:22:46.642

P28 67 Mike DEVALL		Suzuki -				
IDEAL LAP TIME : 2:01.699		BEST LAP TIME : 2:01.699		DIFFERENCE : 0.000		
LAP	SECTOR 1	SECTOR 2	LAP TIME	MPH	DIFF	TIME OF DAY
1 -		1:03.799	2:09.150	69.33	7.451	16:12:45.694
2 -	1:00.363	1:02.226	2:02.589 (3)	73.04	0.890	16:14:48.283
3 -	1:00.638	1:01.721	2:02.359 (2)	73.18	0.660	16:16:50.642
4 -	1:00.500	1:02.143	2:02.643	73.01	0.944	16:18:53.285
5 -	1:00.641	1:02.040	2:02.681	72.98	0.982	16:20:55.966
6 -	1:00.016	1:01.683	2:01.699 (1)	73.57		16:22:57.665

P29 23 Claire BECKETT		Suzuki -				
IDEAL LAP TIME : 1:54.091		BEST LAP TIME : 1:54.091		DIFFERENCE : 0.000		
LAP	SECTOR 1	SECTOR 2	LAP TIME	MPH	DIFF	TIME OF DAY
1 -		58.293	2:01.377	73.77	7.286	16:12:37.921
2 -	56.093	57.998	1:54.091 (1)	78.48		16:14:32.012
3 -	56.474	58.460	1:54.934 (2)	77.90	0.843	16:16:26.946
4 -	57.338	58.172	1:55.510 (3)	77.52	1.419	16:18:22.456
5 -	57.063	58.500	1:55.563	77.48	1.472	16:20:18.019

Weather / Track : Cloudy / Dry

Donington Park GP
Circuit Length = 2.4873 miles
Start: 16:10 Flag 16:20 End: 16:24

BMCRC - MRO Championships 2016 - Rnd 2 @ Donington Park GP

MRO Minitwins

RACE 18 - SECTOR ANALYSIS

SECTOR 1 = FL to I1, SECTOR 2 = I1 to FL, DIFF = Difference To Personal Best Lap

P30 15		Stephen JONES		SUZUKI - MW SOLICITORS		
IDEAL LAP TIME : 1:53.327		BEST LAP TIME : 1:53.327		DIFFERENCE : 0.000		
LAP	SECTOR 1	SECTOR 2	LAP TIME	MPH	DIFF	TIME OF DAY
1 -		58.667	2:02.763	72.94	9.436	16:12:39.307
2 -	56.353	58.384	1:54.737 (2)	78.04	1.410	16:14:34.044
3 -	56.540	59.383	1:55.923 (3)	77.24	2.596	16:16:29.967
4 -	57.603	58.628	1:56.231	77.04	2.904	16:18:26.198
5 -	55.561	57.766	1:53.327 (1)	79.01		16:20:19.525

P31 86		Paul WITHERINGTON		Suzuki - P&R plumbing		
IDEAL LAP TIME : 1:55.321		BEST LAP TIME : 1:59.825		DIFFERENCE : 4.504		
LAP	SECTOR 1	SECTOR 2	LAP TIME	MPH	DIFF	TIME OF DAY
1 -		1:02.312	1:59.825 (1)	74.72		16:12:36.369

BMCRC - MRO Championships 2016 - Rnd 2 @ Donington Park GP

MRO Minitwins

RACE 18 - BEST SECTORS

SECTOR 1			SECTOR 2			IDEAL / BEST COMPARISON						
POS	NO	NAME	TIME	NO	NAME	TIME	POS	NO	NAME	IDEAL	BEST	DIFF
									PERFECT LAP	1:42.590		
1	192	MOFFA	50.296	124	BUTLER	52.294	1	124	BUTLER	1:42.689	1:42.863	0.174
2	124	BUTLER	50.395	26	DAVIES	52.666	2	7	HICKLING	1:43.199	1:43.404	0.205
3	7	HICKLING	50.439	7	HICKLING	52.760	3	26	DAVIES	1:43.601	1:43.717	0.116
4	35	WALSH	50.697	2	POVAH	53.128	4	192	MOFFA	1:43.642	1:43.642	0.000
5	2	POVAH	50.912	192	MOFFA	53.346	5	2	POVAH	1:44.040	1:44.172	0.132
6	26	DAVIES	50.935	95	ROBERTSON	53.599	6	35	WALSH	1:44.335	1:44.335	0.000
7	5	MANTELL	51.141	35	WALSH	53.638	7	95	ROBERTSON	1:44.760	1:45.033	0.273
8	95	ROBERTSON	51.161	58	COSTIN	53.749	8	5	MANTELL	1:45.042	1:45.512	0.470
9	68	EUSTACE	51.165	111	FOLKES	53.854	9	111	FOLKES	1:45.076	1:45.338	0.262
10	111	FOLKES	51.222	5	MANTELL	53.901	10	58	COSTIN	1:45.080	1:45.369	0.289
11	58	COSTIN	51.331	68	EUSTACE	54.185	11	68	EUSTACE	1:45.350	1:45.527	0.177
12	54	JAMISON	51.772	54	JAMISON	54.284	12	54	JAMISON	1:46.056	1:46.105	0.049
13	118	PLUMMER	52.586	118	PLUMMER	54.342	13	118	PLUMMER	1:46.928	1:46.928	0.000
14	51	RUTTER	52.588	22	DOWDS	54.487	14	22	DOWDS	1:47.103	1:47.103	0.000
15	22	DOWDS	52.616	51	RUTTER	54.866	15	51	RUTTER	1:47.454	1:47.454	0.000
16	444	WILLIAMS	52.860	444	WILLIAMS	54.908	16	444	WILLIAMS	1:47.768	1:48.079	0.311
17	86	WITHERINGTON	53.009	97	PACKHAM	55.538	17	97	PACKHAM	1:48.647	1:48.647	0.000
18	97	PACKHAM	53.109	195	CADIZ	55.655	18	195	CADIZ	1:49.048	1:49.399	0.351
19	195	CADIZ	53.393	199	COLLINS	56.283	19	199	COLLINS	1:50.637	1:50.886	0.249
20	38	COUCHMAN	54.297	9	LEWIN	56.443	20	38	COUCHMAN	1:50.942	1:50.942	0.000
21	199	COLLINS	54.354	38	COUCHMAN	56.645	21	9	LEWIN	1:51.286	1:51.343	0.057
22	81	MAY	54.639	81	MAY	57.103	22	81	MAY	1:51.742	1:52.250	0.508
23	9	LEWIN	54.843	13	TAYLOR	57.112	23	13	TAYLOR	1:52.461	1:52.582	0.121
24	13	TAYLOR	55.349	32	THAY	57.386	24	15	JONES	1:53.327	1:53.327	0.000
25	15	JONES	55.561	72	MILLER	57.535	25	72	MILLER	1:53.431	1:53.431	0.000
26	72	MILLER	55.896	75	SMITH	57.628	26	75	SMITH	1:53.766	1:54.273	0.507
27	23	BECKETT	56.093	15	JONES	57.766	27	32	THAY	1:54.021	1:54.128	0.107
28	75	SMITH	56.138	23	BECKETT	57.998	28	23	BECKETT	1:54.091	1:54.091	0.000
29	32	THAY	56.635	66	SMITH	1:00.504	29	86	WITHERINGTON	1:55.321	1:59.825	4.504
30	66	SMITH	58.864	67	DEVALL	1:01.683	30	66	SMITH	1:59.368	2:00.126	0.758
31	67	DEVALL	1:00.016	86	WITHERINGTON	1:02.312	31	67	DEVALL	2:01.699	2:01.699	0.000
32												

Weather / Track : Cloudy / Dry

Donington Park GP

Circuit Length = 2.4873 miles

Start: 16:10 Flag 16:20 End: 16:24

Results can be found at www.tsl-timing.com

Printed - 16:25 Sunday, 10 April 2016



ACU Kawasaki Junior Cup & Senior 300 Series

Donington Park GP

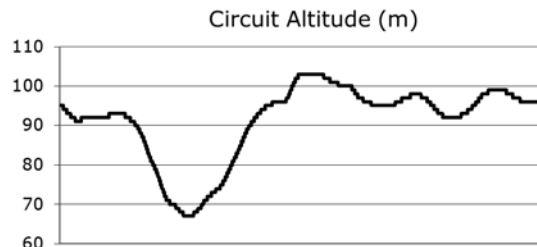
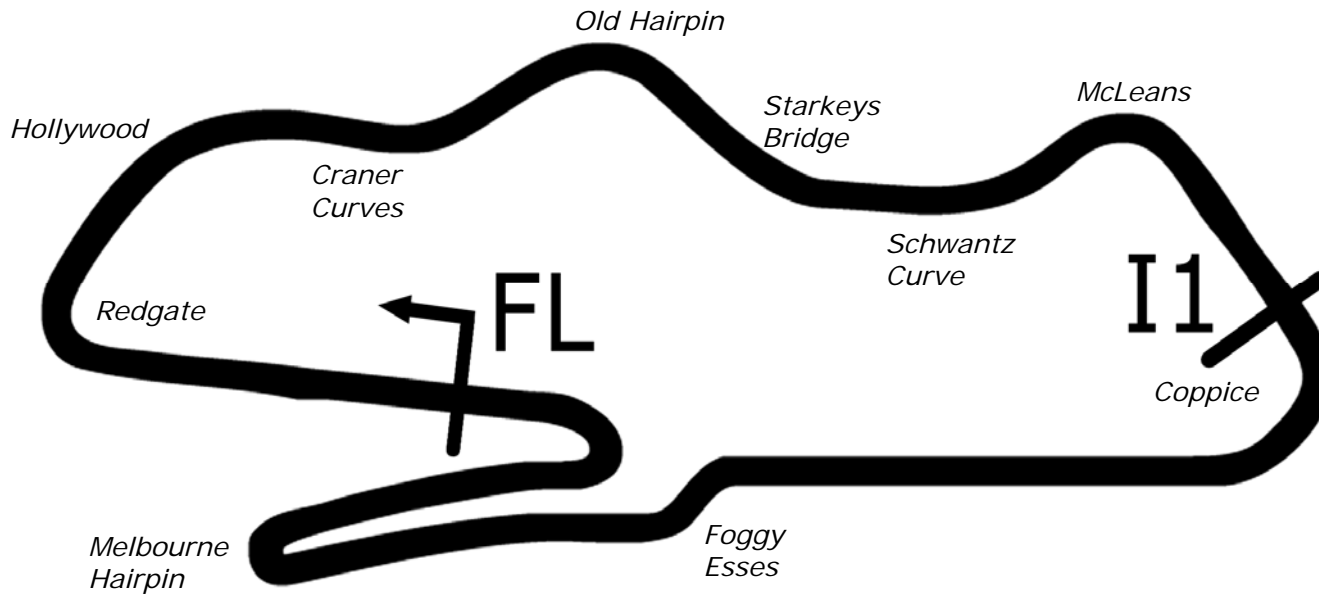
9th & 10th April 2016



Results Provided by Timing Solutions Ltd

www.tsl-timing.com

Donington Park GP



Length	1.9790 miles	3185.0 m	
FL		52.82971 N	1.37867 W
I1	2096m	52.82978 N	1.36508 W
Pit Entry	3100m	52.82951 N	1.37832 W
Pit Exit	229m after FL	52.82996 N	1.38205 W
Pit Entry–Pit Exit 287m, 17.2s @60kph, 12.9s @80kph			

All results available at www.tsl-timing.com

BMCRC - MRO Championships 2016 - Rnd 2 @ Donington Park GP

DFDS Seaways YPM & Kawasaki Junior Cup & Senior 300 Series

QUALIFYING - CLASSIFICATION - AMENDED



POS	NO	CL	PIC NAME	ENTRY	TIME	ON	LAPS	GAP	DIFF	MPH
1	7		Pete FISHWICK	Yamaha -	2:00.518	4	4			74.29
2	48		Mark TAYLOR	Yamaha - B K NOLTE contracts limited	2:01.826	4	5	1.308	1.308	73.50
3	76	J	Elliot PINSON	Kawasaki -	2:03.838	5	5	3.320	2.012	72.30
4	18	C	Marc PRENTICE	Yamaha - Mungo Marine Ltd	2:04.622	4	5	4.104	0.784	71.85
5	22		Rik BALLERINI	Yamaha - SCLS LTD Knight Road Racing	2:04.953	3	4	4.435	0.331	71.66
6	2	C	Lee HUFF	Yamaha -	2:05.938	4	5	5.420	0.985	71.10
7	29	C	Giles HARWOOD	Yamaha -	2:06.442	3	4	5.924	0.504	70.81
8	93	S	Monica ISAAC	Kawasaki - Fins MC and Blockade	2:07.609	5	5	7.091	1.167	70.17
9	83	C	Malcolm HUTCHEON	Yamaha -	2:07.752	4	5	7.234	0.143	70.09
10	101		Andrew DAVIES	Yamaha - GIBSON EXHAUSTS	2:07.924	4	4	7.406	0.172	69.99
11	91		Andy WHEELER	Yamaha -	2:08.021	3	4	7.503	0.097	69.94
12	33		Sacha GYTE	Yamaha -	2:08.058	4	5	7.540	0.037	69.92
13	9	S	Graham HAW	Kawasaki - Graham haw joinery	2:08.171	4	4	7.653	0.113	69.86
14	4		Trevor SHARPE	Yamaha -	2:08.561	3	3	8.043	0.390	69.65
15	11*	R	Paul MIDDLETON	Yamaha -	2:09.155	3	4	8.637	0.594	69.33
16	45		Peter MOORE	Yamaha - Curphs Cuttings	2:09.487	3	4	8.969	0.332	69.15
17	26	J	Luke HOPKINS	Kawasaki - MUM	2:10.609	3	4	10.091	1.122	68.55
18	69		Richard SAWYER	Yamaha -	2:10.740	4	4	10.222	0.131	68.49
19	126	S	Gareth HOPKINS	Kawasaki - The wife	2:11.030	4	5	10.512	0.290	68.33
20	63	C	Stephen JOHNSON	Yamaha -	2:11.061	4	4	10.543	0.031	68.32
21	81		Scott GRANT	Yamaha - SEAGER engineering/Interim FM Solutions	2:11.198	3	4	10.680	0.137	68.25
22	33	J	Brandon PAYNE	Kawasaki -	2:13.393	3	4	12.875	2.195	67.12
23	88		Peter MANNERING	Yamaha - Mbc dispatch	2:13.962	4	4	13.444	0.569	66.84
24	25	S	Leon JONES	Kawasaki -	2:14.184	4	4	13.666	0.222	66.73
25	3	J	Joey LAMBDEN	Kawasaki -	2:14.205	3	4	13.687	0.021	66.72
26	52		Tim HALL	Yamaha -	2:14.481	3	4	13.963	0.276	66.58
27	555	S	Nick FORD	Kawasaki -	2:14.845	3	3	14.327	0.364	66.40
28	106	J	Patrick BYRNE	Kawasaki - PKB RACING	2:15.112	3	4	14.594	0.267	66.27
29	5	S	Matthew STEVENS	Kawasaki -	2:15.471	3	3	14.953	0.359	66.09
30	74		Paul WHITBY	Yamaha - Prestige Decor Ltd	2:15.582	4	4	15.064	0.111	66.04
31	32	S	Paul ROBSON	Kawasaki - Cheffing Solutions	2:16.101	4	4	15.583	0.519	65.79
32	37	S	Craig CLEMONS	Kawasaki - Naomi	2:16.350	3	4	15.832	0.249	65.67
33	69	J	Connor HALL	Kawasaki - S & Y CERAMICS	2:16.470	3	4	15.952	0.120	65.61
34	20	J	Kai DICKINSON	Kawasaki - Dad	2:16.889	4	4	16.371	0.419	65.41
35	13	S	Ben HAWES	Kawasaki -	2:18.499	3	4	17.981	1.610	64.65
36	102	J	Charlie FARRER	Kawasaki -	2:19.396	4	4	18.878	0.897	64.23
37	51	S	Andy SMITH	Kawasaki - AZN Racing & Opie Oils	2:19.733	3	4	19.215	0.337	64.08
38	82	J	Joe HOLDSWORTH	Kawasaki - tintwise.com	2:20.562	4	4	20.044	0.829	63.70
39	4	J	James DUTTON	Kawasaki -	2:21.227	2	3	20.709	0.665	63.40
40	30	S	Malcolm HOWELL	Kawasaki -	2:21.330	3	4	20.812	0.103	63.35
41	73	S	Sarah JORDAN	Kawasaki - Bernard Elliott Racing	2:22.907	4	4	22.389	1.577	62.65
42	55	S	Tom STEVENS	Kawasaki -	2:24.243	1	1	23.725	1.336	62.07
43	27	S	James HOWELLS	Kawasaki -	2:27.501	3	3	26.983	3.258	60.70
44	63	S	Samuel SMYTH	Kawasaki -	2:29.900	4	4	29.382	2.399	59.73
45	36	J	Harry FOWLE	Kawasaki - A.Fowle Joinery	2:31.086	2	3	30.568	1.186	59.26
46	21	J	Callum SADBERRY	Kawasaki -	2:34.410	3	3	33.892	3.324	57.99
47	47	S	Matt HILL	Kawasaki -	2:36.827	3	3	36.309	2.417	57.09
48	23	J	Joe ELLIS	Kawasaki -	2:40.565	2	2	40.047	3.738	55.76
49	32	R	Sarah ENGLISH	Yamaha -	2:50.478	3	3	49.960	9.913	52.52
50	17	J	Jordan HARRIS	Kawasaki -	2:59.140	3	3	58.622	8.662	49.98
51	25	R	Allan SEXTON	Yamaha - Poole Motorcycles Ltd	3:19.262	3	3	1:18.744	20.122	44.93
52	14		Doug EDMONDSON	Yamaha - Wave Racing Developments			2			
53	6		Matt BARBER	Yamaha -			0			
54	68	C	Kevin MARSHALL	Yamaha -			0			
55	34	R	Mark EWENS	Yamaha -			0			

* BIKE #11 - NO TRANSPONDER, PLEASE FIT FOR RACE.

Donington Park GP
Circuit Length = 2.4873 miles
Start: 09:32 Flag 09:41 End: 09:43

Weather / Track : Cloudy / Dry

These results are provisional until the conclusion of any judicial and technical matters.

Clerk Of Course :	Timekeeper :
-------------------	--------------

Results can be found at www.tsl-timing.com

Printed - 11:44 Saturday, 09 April 2016



BMCRC - MRO Championships 2016 - Rnd 2 @ Donington Park GP

DFDS Seaways YPM & Kawasaki Junior Cup & Senior 300 Series

QUALIFYING - SECTOR ANALYSIS

SECTOR 1 = FL to I1, SECTOR 2 = I1 to FL, DIFF = Difference To Personal Best Lap

P1		7		Pete FISHWICK		Yamaha -	
IDEAL LAP TIME : 2:00.518		BEST LAP TIME : 2:00.518		DIFFERENCE : 0.000			
LAP	SECTOR 1	SECTOR 2	LAP TIME	MPH	DIFF	TIME OF DAY	
1 -	1:11.150	1:09.064	2:20.214	63.86	19.696	09:34:39.777	
2 -	1:03.442	1:04.760	2:08.202 (3)	69.84	7.684	09:36:47.979	
3 -	1:01.859	1:03.498	2:05.357 (2)	71.43	4.839	09:38:53.336	
4 -	59.199	1:01.319	2:00.518 (1)	74.29		09:40:53.854	

P2		48		Mark TAYLOR		Yamaha - B K NOLTE contracts limited	
IDEAL LAP TIME : 2:01.826		BEST LAP TIME : 2:01.826		DIFFERENCE : 0.000			
LAP	SECTOR 1	SECTOR 2	LAP TIME	MPH	DIFF	TIME OF DAY	
1 -	1:06.258	1:05.533	2:11.791	67.94	9.965	09:34:31.970	
2 -	1:00.786	1:04.530	2:05.316 (3)	71.45	3.490	09:36:37.286	
3 -	1:00.494	1:03.903	2:04.397 (2)	71.98	2.571	09:38:41.683	
4 -	59.208	1:02.618	2:01.826 (1)	73.50		09:40:43.509	
5 -	1:03.371	1:02.898	2:06.269	70.91	4.443	09:42:49.778	

P3		76 J		Elliot PINSON		Kawasaki -	
IDEAL LAP TIME : 2:02.948		BEST LAP TIME : 2:03.838		DIFFERENCE : 0.890			
LAP	SECTOR 1	SECTOR 2	LAP TIME	MPH	DIFF	TIME OF DAY	
1 -	1:06.399	1:09.349	2:15.748	65.96	11.910	09:34:55.086	
2 -	1:04.073	1:05.223	2:09.296	69.25	5.458	09:37:04.382	
3 -	1:01.220	1:04.800	2:06.020 (2)	71.05	2.182	09:39:10.402	
4 -	1:03.757	1:03.449	2:07.206 (3)	70.39	3.368	09:41:17.608	
5 -	59.499	1:04.339	2:03.838 (1)	72.30		09:43:21.446	

P4		18 C		Marc PRENTICE		Yamaha - Mungo Marine Ltd	
IDEAL LAP TIME : 2:04.622		BEST LAP TIME : 2:04.622		DIFFERENCE : 0.000			
LAP	SECTOR 1	SECTOR 2	LAP TIME	MPH	DIFF	TIME OF DAY	
1 -	1:09.190	1:07.971	2:17.161	65.28	12.539	09:34:31.299	
2 -	1:02.151	1:05.963	2:08.114 (2)	69.89	3.492	09:36:39.413	
3 -	1:02.092	1:06.427	2:08.519 (3)	69.67	3.897	09:38:47.932	
4 -	1:00.933	1:03.689	2:04.622 (1)	71.85		09:40:52.554	
5 -	1:01.886	1:08.731	2:10.617	68.55	5.995	09:43:03.171	

P5		22		Rik BALLERINI		Yamaha - SCLS LTD Knight Road Racing	
IDEAL LAP TIME : 2:03.610		BEST LAP TIME : 2:04.953		DIFFERENCE : 1.343			
LAP	SECTOR 1	SECTOR 2	LAP TIME	MPH	DIFF	TIME OF DAY	
1 -	1:07.768	1:07.921	2:15.689 (3)	65.99	10.736	09:34:53.490	
2 -	1:02.342	1:04.491	2:06.833 (2)	70.60	1.880	09:37:00.323	
3 -	1:01.055	1:03.898	2:04.953 (1)	71.66		09:39:05.276	
4 -	59.712	IN PIT	2:10.824 P	68.44	5.871	09:41:16.100	

P6		2 C		Lee HUFF		Yamaha -	
IDEAL LAP TIME : 2:05.349		BEST LAP TIME : 2:05.938		DIFFERENCE : 0.589			
LAP	SECTOR 1	SECTOR 2	LAP TIME	MPH	DIFF	TIME OF DAY	
1 -	1:09.909	1:09.010	2:18.919	64.45	12.981	09:34:37.936	
2 -	1:02.321	1:07.635	2:09.956 (3)	68.90	4.018	09:36:47.892	
3 -	1:02.983	1:07.973	2:10.956	68.37	5.018	09:38:58.848	
4 -	1:01.308	1:04.630	2:05.938 (1)	71.10		09:41:04.786	
5 -	1:00.719	1:05.376	2:06.095 (2)	71.01	0.157	09:43:10.881	

P7		29 C		Giles HARWOOD		Yamaha -	
IDEAL LAP TIME : 2:05.665		BEST LAP TIME : 2:06.442		DIFFERENCE : 0.777			
LAP	SECTOR 1	SECTOR 2	LAP TIME	MPH	DIFF	TIME OF DAY	
1 -	1:21.153	1:15.176	2:36.329	57.27	29.887	09:34:58.815	
2 -	1:04.128	1:06.599	2:10.727 (3)	68.49	4.285	09:37:09.542	

Donington Park GP
 Circuit Length = 2.4873 miles
 Start: 09:32 Flag 09:41 End: 09:43

Weather / Track : Cloudy / Dry

BMCRC - MRO Championships 2016 - Rnd 2 @ Donington Park GP

DFDS Seaways YPM & Kawasaki Junior Cup & Senior 300 Series

QUALIFYING - SECTOR ANALYSIS

SECTOR 1 = FL to I1, SECTOR 2 = I1 to FL, DIFF = Difference To Personal Best Lap

3 - **1:01.602** 1:04.840 **2:06.442 (1)** **70.81** **09:39:15.984**
 4 - 1:04.918 **1:04.063** 2:08.981 (2) 69.42 2.539 09:41:24.965

P8		93 S		Monica ISAAC		Kawasaki - Fins MC and Blockade	
IDEAL LAP TIME : 2:07.609		BEST LAP TIME : 2:07.609		DIFFERENCE : 0.000			
LAP	SECTOR 1	SECTOR 2	LAP TIME	MPH	DIFF	TIME OF DAY	
1 -	1:11.271	1:09.157	2:20.428	63.76	12.819	09:34:31.994	
2 -	1:05.235	1:08.381	2:13.616	67.01	6.007	09:36:45.610	
3 -	1:04.841	1:07.998	2:12.839 (3)	67.40	5.230	09:38:58.449	
4 -	1:02.875	1:06.740	2:09.615 (2)	69.08	2.006	09:41:08.064	
5 -	1:01.429	1:06.180	2:07.609 (1)	70.17		09:43:15.673	

P9		83 C		Malcolm HUTCHEON		Yamaha -	
IDEAL LAP TIME : 2:06.010		BEST LAP TIME : 2:07.752		DIFFERENCE : 1.742			
LAP	SECTOR 1	SECTOR 2	LAP TIME	MPH	DIFF	TIME OF DAY	
1 -	1:13.316	1:12.579	2:25.895	61.37	18.143	09:34:38.742	
2 -	1:04.385	1:07.568	2:11.953	67.86	4.201	09:36:50.695	
3 -	1:03.023	1:05.507	2:08.530 (3)	69.66	0.778	09:38:59.225	
4 -	1:02.840	1:04.912	2:07.752 (1)	70.09		09:41:06.977	
5 -	1:01.098	1:07.047	2:08.145 (2)	69.87	0.393	09:43:15.122	

P10		101		Andrew DAVIES		Yamaha - GIBSON EXHAUSTS	
IDEAL LAP TIME : 2:07.924		BEST LAP TIME : 2:07.924		DIFFERENCE : 0.000			
LAP	SECTOR 1	SECTOR 2	LAP TIME	MPH	DIFF	TIME OF DAY	
1 -	1:16.907	1:14.712	2:31.619	59.05	23.695	09:34:45.966	
2 -	1:05.354	1:10.944	2:16.298 (3)	65.69	8.374	09:37:02.264	
3 -	1:04.044	1:07.906	2:11.950 (2)	67.86	4.026	09:39:14.214	
4 -	1:02.537	1:05.387	2:07.924 (1)	69.99		09:41:22.138	

P11		91		Andy WHEELER		Yamaha -	
IDEAL LAP TIME : 2:08.021		BEST LAP TIME : 2:08.021		DIFFERENCE : 0.000			
LAP	SECTOR 1	SECTOR 2	LAP TIME	MPH	DIFF	TIME OF DAY	
1 -	1:13.115	1:10.070	2:23.185	62.53	15.164	09:35:10.472	
2 -	1:04.477	1:06.385	2:10.862 (3)	68.42	2.841	09:37:21.334	
3 -	1:02.221	1:05.800	2:08.021 (1)	69.94		09:39:29.355	
4 -	1:03.097	1:06.641	2:09.738 (2)	69.01	1.717	09:41:39.093	

P12		33		Sacha GYTE		Yamaha -	
IDEAL LAP TIME : 2:05.971		BEST LAP TIME : 2:08.058		DIFFERENCE : 2.087			
LAP	SECTOR 1	SECTOR 2	LAP TIME	MPH	DIFF	TIME OF DAY	
1 -	1:10.047	1:11.263	2:21.310	63.36	13.252	09:34:39.941	
2 -	1:04.215	1:08.497	2:12.712	67.47	4.654	09:36:52.653	
3 -	1:03.298	1:08.937	2:12.235 (3)	67.71	4.177	09:39:04.888	
4 -	1:02.438	1:05.620	2:08.058 (1)	69.92		09:41:12.946	
5 -	1:00.351	1:08.654	2:09.005 (2)	69.41	0.947	09:43:21.951	

P13		9 S		Graham HAW		Kawasaki - Graham haw joinery	
IDEAL LAP TIME : 2:07.769		BEST LAP TIME : 2:08.171		DIFFERENCE : 0.402			
LAP	SECTOR 1	SECTOR 2	LAP TIME	MPH	DIFF	TIME OF DAY	
1 -	1:04.139	1:10.820	2:14.959 (3)	66.34	6.788	09:36:50.466	
2 -	1:04.448	1:10.606	2:15.054	66.30	6.883	09:39:05.520	
3 -	1:03.257	1:05.992	2:09.249 (2)	69.28	1.078	09:41:14.769	
4 -	1:01.777	1:06.394	2:08.171 (1)	69.86		09:43:22.940	

P14		4		Trevor SHARPE		Yamaha -	
IDEAL LAP TIME : 2:08.561		BEST LAP TIME : 2:08.561		DIFFERENCE : 0.000			
LAP	SECTOR 1	SECTOR 2	LAP TIME	MPH	DIFF	TIME OF DAY	

Weather / Track : Cloudy / Dry

Donington Park GP
 Circuit Length = 2.4873 miles
 Start: 09:32 Flag 09:41 End: 09:43

BMCRC - MRO Championships 2016 - Rnd 2 @ Donington Park GP

DFDS Seaways YPM & Kawasaki Junior Cup & Senior 300 Series

QUALIFYING - SECTOR ANALYSIS

SECTOR 1 = FL to I1, SECTOR 2 = I1 to FL, DIFF = Difference To Personal Best Lap

1 -	1:10.873	1:12.545	2:23.418 (3)	62.43	14.857	09:35:51.950
2 -	1:04.857	1:07.478	2:12.335 (2)	67.66	3.774	09:38:04.285
3 -	1:02.652	1:05.909	2:08.561 (1)	69.65		09:40:12.846

P15	11 R	Paul MIDDLETON	Yamaha -			
IDEAL LAP TIME :		BEST LAP TIME : 2:09.155	DIFFERENCE :			
LAP	SECTOR 1	SECTOR 2	LAP TIME	MPH	DIFF	TIME OF DAY
1 -			2:21.194	63.41	12.039	09:35:07.251
2 -			2:11.696 (2)	67.99	2.541	09:37:18.947
3 -			2:09.155 (1)	69.33		09:39:28.102
4 -			2:12.914 (3)	67.37	3.759	09:41:41.016

P16	45	Peter MOORE	Yamaha - Curphs Cuttings			
IDEAL LAP TIME : 2:09.487		BEST LAP TIME : 2:09.487	DIFFERENCE : 0.000			
LAP	SECTOR 1	SECTOR 2	LAP TIME	MPH	DIFF	TIME OF DAY
1 -	1:12.396	1:13.623	2:26.019	61.32	16.532	09:35:13.141
2 -	1:04.667	1:08.754	2:13.421 (2)	67.11	3.934	09:37:26.562
3 -	1:02.030	1:07.457	2:09.487 (1)	69.15		09:39:36.049
4 -	1:06.346	1:08.033	2:14.379 (3)	66.63	4.892	09:41:50.428

P17	26 J	Luke HOPKINS	Kawasaki - MUM			
IDEAL LAP TIME : 2:10.609		BEST LAP TIME : 2:10.609	DIFFERENCE : 0.000			
LAP	SECTOR 1	SECTOR 2	LAP TIME	MPH	DIFF	TIME OF DAY
1 -	1:07.554	1:10.712	2:18.266	64.76	7.657	09:34:55.912
2 -	1:04.786	1:10.355	2:15.141 (3)	66.26	4.532	09:37:11.053
3 -	1:02.710	1:07.899	2:10.609 (1)	68.55		09:39:21.662
4 -	1:03.876	1:08.327	2:12.203 (2)	67.73	1.594	09:41:33.865

P18	69	Richard SAWYER	Yamaha -			
IDEAL LAP TIME : 2:10.740		BEST LAP TIME : 2:10.740	DIFFERENCE : 0.000			
LAP	SECTOR 1	SECTOR 2	LAP TIME	MPH	DIFF	TIME OF DAY
1 -	1:13.250	1:13.812	2:27.062	60.88	16.322	09:35:46.131
2 -	1:05.851	1:09.842	2:15.693 (3)	65.99	4.953	09:38:01.824
3 -	1:04.325	1:06.717	2:11.042 (2)	68.33	0.302	09:40:12.866
4 -	1:04.106	1:06.634	2:10.740 (1)	68.49		09:42:23.606

P19	126 S	Gareth HOPKINS	Kawasaki - The wife			
IDEAL LAP TIME : 2:11.030		BEST LAP TIME : 2:11.030	DIFFERENCE : 0.000			
LAP	SECTOR 1	SECTOR 2	LAP TIME	MPH	DIFF	TIME OF DAY
1 -	1:08.488	1:11.707	2:20.195	63.87	9.165	09:34:27.678
2 -	1:06.025	1:11.780	2:17.805	64.97	6.775	09:36:45.483
3 -	1:04.505	1:09.786	2:14.291 (3)	66.67	3.261	09:38:59.774
4 -	1:03.499	1:07.531	2:11.030 (1)	68.33		09:41:10.804
5 -	1:03.593	1:07.635	2:11.228 (2)	68.23	0.198	09:43:22.032

P20	63 C	Stephen JOHNSON	Yamaha -			
IDEAL LAP TIME : 2:09.855		BEST LAP TIME : 2:11.061	DIFFERENCE : 1.206			
LAP	SECTOR 1	SECTOR 2	LAP TIME	MPH	DIFF	TIME OF DAY
1 -	1:15.455	1:15.147	2:30.602	59.45	19.541	09:34:52.616
2 -	1:08.007	1:09.239	2:17.246 (3)	65.24	6.185	09:37:09.862
3 -	1:03.151	1:08.851	2:12.002 (2)	67.83	0.941	09:39:21.864
4 -	1:04.357	1:06.704	2:11.061 (1)	68.32		09:41:32.925

P21	81	Scott GRANT	Yamaha - SEAGER engineering/Interim FM Solutions			
IDEAL LAP TIME : 2:10.032		BEST LAP TIME : 2:11.198	DIFFERENCE : 1.166			
LAP	SECTOR 1	SECTOR 2	LAP TIME	MPH	DIFF	TIME OF DAY
1 -	1:18.328	1:16.858	2:35.186	57.70	23.988	09:34:52.076

Weather / Track : Cloudy / Dry

Donington Park GP
Circuit Length = 2.4873 miles
Start: 09:32 Flag 09:41 End: 09:43

BMCRC - MRO Championships 2016 - Rnd 2 @ Donington Park GP

DFDS Seaways YPM & Kawasaki Junior Cup & Senior 300 Series

QUALIFYING - SECTOR ANALYSIS

SECTOR 1 = FL to I1, SECTOR 2 = I1 to FL, DIFF = Difference To Personal Best Lap

2 -	1:07.516	1:09.092	2:16.608 (3)	65.54	5.410	09:37:08.684
3 -	1:03.105	1:08.093	2:11.198 (1)	68.25		09:39:19.882
4 -	1:04.744	1:06.927	2:11.671 (2)	68.00	0.473	09:41:31.553

P22	33 J	Brandon PAYNE	Kawasaki -			
IDEAL LAP TIME : 2:13.393		BEST LAP TIME : 2:13.393	DIFFERENCE : 0.000			
LAP	SECTOR 1	SECTOR 2	LAP TIME	MPH	DIFF	TIME OF DAY
1 -	1:14.406	1:11.735	2:26.141	61.27	12.748	09:35:07.144
2 -	1:09.556	1:10.627	2:20.183 (3)	63.87	6.790	09:37:27.327
3 -	1:04.820	1:08.573	2:13.393 (1)	67.12		09:39:40.720
4 -	1:05.180	1:12.396	2:17.576 (2)	65.08	4.183	09:41:58.296

P23	88	Peter MANNERING	Yamaha - Mbc dispatch			
IDEAL LAP TIME : 2:13.442		BEST LAP TIME : 2:13.962	DIFFERENCE : 0.520			
LAP	SECTOR 1	SECTOR 2	LAP TIME	MPH	DIFF	TIME OF DAY
1 -	1:14.902	2:03.990	3:18.892	45.02	1:04.930	09:36:07.134
2 -	1:11.959	1:14.335	2:26.294 (3)	61.20	12.332	09:38:33.428
3 -	1:06.759	1:08.469	2:15.228 (2)	66.21	1.266	09:40:48.656
4 -	1:04.973	1:08.989	2:13.962 (1)	66.84		09:43:02.618

P24	25 S	Leon JONES	Kawasaki -			
IDEAL LAP TIME : 2:14.113		BEST LAP TIME : 2:14.184	DIFFERENCE : 0.071			
LAP	SECTOR 1	SECTOR 2	LAP TIME	MPH	DIFF	TIME OF DAY
1 -	1:11.979	1:14.484	2:26.463	61.13	12.279	09:36:02.835
2 -	1:11.484	1:12.223	2:23.707 (3)	62.31	9.523	09:38:26.542
3 -	1:07.199	1:08.549	2:15.748 (2)	65.96	1.564	09:40:42.290
4 -	1:05.564	1:08.620	2:14.184 (1)	66.73		09:42:56.474

P25	3 J	Joey LAMBDEN	Kawasaki -			
IDEAL LAP TIME : 2:11.813		BEST LAP TIME : 2:14.205	DIFFERENCE : 2.392			
LAP	SECTOR 1	SECTOR 2	LAP TIME	MPH	DIFF	TIME OF DAY
1 -	1:16.754	1:17.787	2:34.541	57.94	20.336	09:34:48.461
2 -	1:09.395	1:09.222	2:18.617 (3)	64.59	4.412	09:37:07.078
3 -	1:02.591	1:11.614	2:14.205 (1)	66.72		09:39:21.283
4 -	1:06.191	1:10.509	2:16.700 (2)	65.50	2.495	09:41:37.983

P26	52	Tim HALL	Yamaha -			
IDEAL LAP TIME : 2:11.912		BEST LAP TIME : 2:14.481	DIFFERENCE : 2.569			
LAP	SECTOR 1	SECTOR 2	LAP TIME	MPH	DIFF	TIME OF DAY
1 -	1:15.300	1:16.655	2:31.955	58.92	17.474	09:34:52.229
2 -	1:08.050	1:09.221	2:17.271 (3)	65.23	2.790	09:37:09.500
3 -	1:03.316	1:11.165	2:14.481 (1)	66.58		09:39:23.981
4 -	1:08.161	1:08.596	2:16.757 (2)	65.47	2.276	09:41:40.738

P27	555 S	Nick FORD	Kawasaki -			
IDEAL LAP TIME : 2:13.464		BEST LAP TIME : 2:14.845	DIFFERENCE : 1.381			
LAP	SECTOR 1	SECTOR 2	LAP TIME	MPH	DIFF	TIME OF DAY
1 -	1:11.283	1:12.439	2:23.722 (3)	62.30	8.877	09:37:26.084
2 -	1:07.381	1:09.418	2:16.799 (2)	65.45	1.954	09:39:42.883
3 -	1:04.046	1:10.799	2:14.845 (1)	66.40		09:41:57.728

P28	106 J	Patrick BYRNE	Kawasaki - PKB RACING			
IDEAL LAP TIME : 2:14.105		BEST LAP TIME : 2:15.112	DIFFERENCE : 1.007			
LAP	SECTOR 1	SECTOR 2	LAP TIME	MPH	DIFF	TIME OF DAY
1 -	1:15.145	1:14.683	2:29.828	59.76	14.716	09:34:39.920
2 -	1:09.561	1:12.190	2:21.751 (3)	63.17	6.639	09:37:01.671
3 -	1:05.341	1:09.771	2:15.112 (1)	66.27		09:39:16.783

Weather / Track : Cloudy / Dry

Donington Park GP
Circuit Length = 2.4873 miles
Start: 09:32 Flag 09:41 End: 09:43

BMCRC - MRO Championships 2016 - Rnd 2 @ Donington Park GP

DFDS Seaways YPM & Kawasaki Junior Cup & Senior 300 Series

QUALIFYING - SECTOR ANALYSIS

SECTOR 1 = FL to I1, SECTOR 2 = I1 to FL, DIFF = Difference To Personal Best Lap

4 - 1:07.448 **1:08.764** 2:16.212 (2) 65.73 1.100 09:41:32.995

P29	5 S	Matthew STEVENS	Kawasaki -			
IDEAL LAP TIME : 2:15.412		BEST LAP TIME : 2:15.471		DIFFERENCE : 0.059		

LAP	SECTOR 1	SECTOR 2	LAP TIME	MPH	DIFF	TIME OF DAY
1 -	1:12.664	1:12.131	2:24.795 (3)	61.84	9.324	09:37:29.069
2 -	1:06.085	1:10.952	2:17.037 (2)	65.34	1.566	09:39:46.106
3 -	1:04.460	1:11.011	2:15.471 (1)	66.09		09:42:01.577

P30	74	Paul WHITBY	Yamaha - Prestige Decor Ltd			
IDEAL LAP TIME : 2:15.582		BEST LAP TIME : 2:15.582		DIFFERENCE : 0.000		

LAP	SECTOR 1	SECTOR 2	LAP TIME	MPH	DIFF	TIME OF DAY
1 -	1:18.070	1:16.945	2:35.015	57.76	19.433	09:35:29.749
2 -	1:09.517	1:12.066	2:21.583 (3)	63.24	6.001	09:37:51.332
3 -	1:07.175	1:10.348	2:17.523 (2)	65.11	1.941	09:40:08.855
4 -	1:06.637	1:08.945	2:15.582 (1)	66.04		09:42:24.437

P31	32 S	Paul ROBSON	Kawasaki - Cheffing Solutions			
IDEAL LAP TIME : 2:16.101		BEST LAP TIME : 2:16.101		DIFFERENCE : 0.000		

LAP	SECTOR 1	SECTOR 2	LAP TIME	MPH	DIFF	TIME OF DAY
1 -	1:14.343	1:14.394	2:28.737	60.20	12.636	09:34:42.504
2 -	1:08.523	1:12.498	2:21.021 (3)	63.49	4.920	09:37:03.525
3 -	1:06.125	1:13.228	2:19.353 (2)	64.25	3.252	09:39:22.878
4 -	1:05.613	1:10.488	2:16.101 (1)	65.79		09:41:38.979

P32	37 S	Craig CLEMONS	Kawasaki - Naomi			
IDEAL LAP TIME : 2:14.699		BEST LAP TIME : 2:16.350		DIFFERENCE : 1.651		

LAP	SECTOR 1	SECTOR 2	LAP TIME	MPH	DIFF	TIME OF DAY
1 -	1:12.284	1:12.310	2:24.594	61.92	8.244	09:34:35.528
2 -	1:05.125	1:12.333	2:17.458 (3)	65.14	1.108	09:36:52.986
3 -	1:05.364	1:10.986	2:16.350 (1)	65.67		09:39:09.336
4 -	1:07.535	1:09.574	2:17.109 (2)	65.30	0.759	09:41:26.445

P33	69 J	Connor HALL	Kawasaki - S & Y CERAMICS			
IDEAL LAP TIME : 2:16.232		BEST LAP TIME : 2:16.470		DIFFERENCE : 0.238		

LAP	SECTOR 1	SECTOR 2	LAP TIME	MPH	DIFF	TIME OF DAY
1 -	1:15.768	1:16.222	2:31.990	58.91	15.520	09:36:12.726
2 -	1:10.099	1:12.123	2:22.222 (3)	62.96	5.752	09:38:34.948
3 -	1:06.435	1:10.035	2:16.470 (1)	65.61		09:40:51.418
4 -	1:06.197	1:10.297	2:16.494 (2)	65.60	0.024	09:43:07.912

P34	20 J	Kai DICKINSON	Kawasaki - Dad			
IDEAL LAP TIME : 2:16.889		BEST LAP TIME : 2:16.889		DIFFERENCE : 0.000		

LAP	SECTOR 1	SECTOR 2	LAP TIME	MPH	DIFF	TIME OF DAY
1 -	1:18.295	1:17.217	2:35.512	57.58	18.623	09:35:21.826
2 -	1:09.258	1:13.540	2:22.798 (3)	62.70	5.909	09:37:44.624
3 -	1:07.235	1:12.322	2:19.557 (2)	64.16	2.668	09:40:04.181
4 -	1:06.591	1:10.298	2:16.889 (1)	65.41		09:42:21.070

P35	13 S	Ben HAWES	Kawasaki -			
IDEAL LAP TIME : 2:18.499		BEST LAP TIME : 2:18.499		DIFFERENCE : 0.000		

LAP	SECTOR 1	SECTOR 2	LAP TIME	MPH	DIFF	TIME OF DAY
1 -	1:17.611	1:18.540	2:36.151	57.34	17.652	09:34:54.990
2 -	1:08.471	1:12.405	2:20.876 (3)	63.56	2.377	09:37:15.866
3 -	1:07.308	1:11.191	2:18.499 (1)	64.65		09:39:34.365
4 -	1:07.330	1:11.457	2:18.787 (2)	64.51	0.288	09:41:53.152

Weather / Track : Cloudy / Dry

Donington Park GP
Circuit Length = 2.4873 miles
Start: 09:32 Flag 09:41 End: 09:43

BMCRC - MRO Championships 2016 - Rnd 2 @ Donington Park GP

DFDS Seaways YPM & Kawasaki Junior Cup & Senior 300 Series

QUALIFYING - SECTOR ANALYSIS

SECTOR 1 = FL to I1, SECTOR 2 = I1 to FL, DIFF = Difference To Personal Best Lap

P36 102 J		Charlie FARRER		Kawasaki -		
IDEAL LAP TIME : 2:19.252		BEST LAP TIME : 2:19.396		DIFFERENCE : 0.144		
LAP	SECTOR 1	SECTOR 2	LAP TIME	MPH	DIFF	TIME OF DAY
1 -	1:15.417	1:16.951	2:32.368	58.76	12.972	09:35:51.029
2 -	1:13.921	1:13.382	2:27.303 (3)	60.78	7.907	09:38:18.332
3 -	1:08.175	1:12.328	2:20.503 (2)	63.73	1.107	09:40:38.835
4 -	1:08.319	1:11.077	2:19.396 (1)	64.23		09:42:58.231

P37 51 S		Andy SMITH		Kawasaki - A2N Racing & Opie Oils		
IDEAL LAP TIME : 2:18.866		BEST LAP TIME : 2:19.733		DIFFERENCE : 0.867		
LAP	SECTOR 1	SECTOR 2	LAP TIME	MPH	DIFF	TIME OF DAY
1 -	1:10.328	1:14.746	2:25.074	61.72	5.341	09:34:31.263
2 -	1:08.416	1:14.597	2:23.013 (3)	62.61	3.280	09:36:54.276
3 -	1:08.982	1:10.751	2:19.733 (1)	64.08		09:39:14.009
4 -	1:08.115	1:12.593	2:20.708 (2)	63.63	0.975	09:41:34.717

P38 82 J		Joe HOLDSWORTH		Kawasaki - tintwise.com		
IDEAL LAP TIME : 2:20.562		BEST LAP TIME : 2:20.562		DIFFERENCE : 0.000		
LAP	SECTOR 1	SECTOR 2	LAP TIME	MPH	DIFF	TIME OF DAY
1 -	1:19.913	1:18.407	2:38.320	56.55	17.758	09:35:58.148
2 -	1:15.778	1:14.385	2:30.163 (3)	59.63	9.601	09:38:28.311
3 -	1:12.170	1:12.046	2:24.216 (2)	62.09	3.654	09:40:52.527
4 -	1:09.459	1:11.103	2:20.562 (1)	63.70		09:43:13.089

P39 4 J		James DUTTON		Kawasaki -		
IDEAL LAP TIME : 2:21.227		BEST LAP TIME : 2:21.227		DIFFERENCE : 0.000		
LAP	SECTOR 1	SECTOR 2	LAP TIME	MPH	DIFF	TIME OF DAY
1 -	1:14.907	1:14.833	2:29.740 (3)	59.80	8.513	09:36:45.319
2 -	1:08.617	1:12.610	2:21.227 (1)	63.40		09:39:06.546
3 -	1:09.520	1:13.699	2:23.219 (2)	62.52	1.992	09:41:29.765

P40 30 S		Malcolm HOWELL		Kawasaki -		
IDEAL LAP TIME : 2:20.639		BEST LAP TIME : 2:21.330		DIFFERENCE : 0.691		
LAP	SECTOR 1	SECTOR 2	LAP TIME	MPH	DIFF	TIME OF DAY
1 -	1:17.586	1:16.898	2:34.484	57.96	13.154	09:34:44.809
2 -	1:13.260	1:16.739	2:29.999 (3)	59.69	8.669	09:37:14.808
3 -	1:09.809	1:11.521	2:21.330 (1)	63.35		09:39:36.138
4 -	1:09.118	1:19.097	2:28.215 (2)	60.41	6.885	09:42:04.353

P41 73 S		Sarah JORDAN		Kawasaki - Bernard Elliott Racing		
IDEAL LAP TIME : 2:22.907		BEST LAP TIME : 2:22.907		DIFFERENCE : 0.000		
LAP	SECTOR 1	SECTOR 2	LAP TIME	MPH	DIFF	TIME OF DAY
1 -	1:15.773	1:17.882	2:33.655	58.27	10.748	09:35:55.739
2 -	1:14.048	1:16.023	2:30.071 (3)	59.66	7.164	09:38:25.810
3 -	1:11.461	1:14.867	2:26.328 (2)	61.19	3.421	09:40:52.138
4 -	1:09.362	1:13.545	2:22.907 (1)	62.65		09:43:15.045

P42 27 S		James HOWELLS		Kawasaki -		
IDEAL LAP TIME : 2:27.501		BEST LAP TIME : 2:27.501		DIFFERENCE : 0.000		
LAP	SECTOR 1	SECTOR 2	LAP TIME	MPH	DIFF	TIME OF DAY
1 -	1:23.599	1:21.579	2:45.178 (3)	54.21	17.677	09:36:26.901
2 -	1:16.782	1:18.533	2:35.315 (2)	57.65	7.814	09:39:02.216
3 -	1:12.599	1:14.902	2:27.501 (1)	60.70		09:41:29.717

Weather / Track : Cloudy / Dry

Donington Park GP
Circuit Length = 2.4873 miles
Start: 09:32 Flag 09:41 End: 09:43

BMCRC - MRO Championships 2016 - Rnd 2 @ Donington Park GP

DFDS Seaways YPM & Kawasaki Junior Cup & Senior 300 Series

QUALIFYING - SECTOR ANALYSIS

SECTOR 1 = FL to I1, SECTOR 2 = I1 to FL, DIFF = Difference To Personal Best Lap

P43 63 S Samuel SMYTH		Kawasaki -				
IDEAL LAP TIME : 2:29.900		BEST LAP TIME : 2:29.900		DIFFERENCE : 0.000		
LAP	SECTOR 1	SECTOR 2	LAP TIME	MPH	DIFF	TIME OF DAY
1 -	1:23.446	1:23.113	2:46.559	53.76	16.659	09:35:36.535
2 -	1:13.116	1:17.926	2:31.042 (2)	59.28	1.142	09:38:07.577
3 -	1:13.396	1:20.226	2:33.622 (3)	58.28	3.722	09:40:41.199
4 -	1:13.094	1:16.806	2:29.900 (1)	59.73		09:43:11.099

P44 36 J Harry FOWLE		Kawasaki - A.Fowle Joinery				
IDEAL LAP TIME : 2:29.848		BEST LAP TIME : 2:31.086		DIFFERENCE : 1.238		
LAP	SECTOR 1	SECTOR 2	LAP TIME	MPH	DIFF	TIME OF DAY
1 -	1:15.558	1:16.059	2:31.617 (2)	59.05	0.531	09:36:52.731
2 -	1:13.789	1:17.297	2:31.086 (1)	59.26		09:39:23.817
3 -	1:14.469	1:18.642	2:33.111 (3)	58.48	2.025	09:41:56.928

P45 21 J Callum SADBERRY		Kawasaki -				
IDEAL LAP TIME : 2:34.410		BEST LAP TIME : 2:34.410		DIFFERENCE : 0.000		
LAP	SECTOR 1	SECTOR 2	LAP TIME	MPH	DIFF	TIME OF DAY
1 -	1:21.363	1:24.066	2:45.429 (3)	54.12	11.019	09:36:21.072
2 -	1:15.838	1:25.107	2:40.945 (2)	55.63	6.535	09:39:02.017
3 -	1:15.371	1:19.039	2:34.410 (1)	57.99		09:41:36.427

P46 47 S Matt HILL		Kawasaki -				
IDEAL LAP TIME : 2:36.827		BEST LAP TIME : 2:36.827		DIFFERENCE : 0.000		
LAP	SECTOR 1	SECTOR 2	LAP TIME	MPH	DIFF	TIME OF DAY
1 -	1:24.405	1:24.614	2:49.019 (3)	52.97	12.192	09:36:31.859
2 -	1:18.210	1:19.979	2:38.189 (2)	56.60	1.362	09:39:10.048
3 -	1:17.797	1:19.030	2:36.827 (1)	57.09		09:41:46.875

P47 23 J Joe ELLIS		Kawasaki -				
IDEAL LAP TIME : 2:35.422		BEST LAP TIME : 2:40.565		DIFFERENCE : 5.143		
LAP	SECTOR 1	SECTOR 2	LAP TIME	MPH	DIFF	TIME OF DAY
1 -	1:26.892	1:30.077	2:56.969 (2)	50.59	16.404	09:36:45.300
2 -	1:20.640	1:19.925	2:40.565 (1)	55.76		09:39:25.865

P48 32 R Sarah ENGLISH		Yamaha -				
IDEAL LAP TIME : 2:50.478		BEST LAP TIME : 2:50.478		DIFFERENCE : 0.000		
LAP	SECTOR 1	SECTOR 2	LAP TIME	MPH	DIFF	TIME OF DAY
1 -	1:31.930	1:30.993	3:02.923 (3)	48.95	12.445	09:35:48.710
2 -	1:34.897	1:27.348	3:02.245 (2)	49.13	11.767	09:38:50.955
3 -	1:24.400	1:26.078	2:50.478 (1)	52.52		09:41:41.433

P49 17 J Jordan HARRIS		Kawasaki -				
IDEAL LAP TIME : 2:54.523		BEST LAP TIME : 2:59.140		DIFFERENCE : 4.617		
LAP	SECTOR 1	SECTOR 2	LAP TIME	MPH	DIFF	TIME OF DAY
1 -	1:26.863	1:33.981	3:00.844 (2)	49.51	1.704	09:35:46.658
2 -	1:38.779	1:40.648	3:19.427 (3)	44.90	20.287	09:39:06.085
3 -	1:31.480	1:27.660	2:59.140 (1)	49.98		09:42:05.225

P50 25 R Allan SEXTON		Yamaha - Poole Motorcycles Ltd				
IDEAL LAP TIME : 3:19.262		BEST LAP TIME : 3:19.262		DIFFERENCE : 0.000		
LAP	SECTOR 1	SECTOR 2	LAP TIME	MPH	DIFF	TIME OF DAY
1 -	1:43.716	1:42.728	3:26.444 (3)	43.37	7.182	09:35:45.025
2 -	1:39.790	1:40.779	3:20.569 (2)	44.64	1.307	09:39:05.594
3 -	1:39.789	1:39.473	3:19.262 (1)	44.93		09:42:24.856

Weather / Track : Cloudy / Dry

Donington Park GP
Circuit Length = 2.4873 miles
Start: 09:32 Flag 09:41 End: 09:43

BMCRG - MRO Championships 2016 - Rnd 2 @ Donington Park GP

DFDS Seaways YPM & Kawasaki Junior Cup & Senior 300 Series

QUALIFYING - SECTOR ANALYSIS

SECTOR 1 = FL to I1, SECTOR 2 = I1 to FL, DIFF = Difference To Personal Best Lap

P51 14		Doug EDMONDSON		Yamaha - Wave Racing Developments		
IDEAL LAP TIME : 2:14.527		BEST LAP TIME :		DIFFERENCE :		
LAP	SECTOR 1	SECTOR 2	LAP TIME	MPH	DIFF	TIME OF DAY
1 -	1:08.921	IN PIT	2:15.379 P	66.14		09:38:09.763
2 -	OUTLAP	1:05.606	3:19.924	44.78		09:41:29.687

BMCRC - MRO Championships 2016 - Rnd 2 @ Donington Park GP

DFDS Seaways YPM & Kawasaki Junior Cup & Senior 300 Series

QUALIFYING - BEST SECTORS

SECTOR 1				SECTOR 2				IDEAL / BEST COMPARISON				
POS	NO	NAME	TIME	NO	NAME	TIME	POS	NO	NAME	IDEAL	BEST	DIFF
									PERFECT LAP	2:00.518		
1	7	FISHWICK	59.199	7	FISHWICK	1:01.319	1	7	FISHWICK	2:00.518	2:00.518	0.000
2	48	TAYLOR	59.208	48	TAYLOR	1:02.618	2	48	TAYLOR	2:01.826	2:01.826	0.000
3	76	PINSON	59.499	76	PINSON	1:03.449	3	76	PINSON	2:02.948	2:03.838	0.890
4	22	BALLERINI	59.712	18	PRENTICE	1:03.689	4	22	BALLERINI	2:03.610	2:04.953	1.343
5	33	GYTE	1:00.351	22	BALLERINI	1:03.898	5	18	PRENTICE	2:04.622	2:04.622	0.000
6	2	HUFF	1:00.719	29	HARWOOD	1:04.063	6	2	HUFF	2:05.349	2:05.938	0.589
7	18	PRENTICE	1:00.933	2	HUFF	1:04.630	7	29	HARWOOD	2:05.665	2:06.442	0.777
8	83	HUTCHEON	1:01.098	83	HUTCHEON	1:04.912	8	33	GYTE	2:05.971	2:08.058	2.087
9	93	ISAAC	1:01.429	101	DAVIES	1:05.387	9	83	HUTCHEON	2:06.010	2:07.752	1.742
10	29	HARWOOD	1:01.602	14	EDMONDSON	1:05.606	10	93	ISAAC	2:07.609	2:07.609	0.000
11	9	HAW	1:01.777	33	GYTE	1:05.620	11	9	HAW	2:07.769	2:08.171	0.402
12	45	MOORE	1:02.030	91	WHEELER	1:05.800	12	101	DAVIES	2:07.924	2:07.924	0.000
13	91	WHEELER	1:02.221	4	SHARPE	1:05.909	13	91	WHEELER	2:08.021	2:08.021	0.000
14	101	DAVIES	1:02.537	9	HAW	1:05.992	14	4	SHARPE	2:08.561	2:08.561	0.000
15	3	LAMBDEN	1:02.591	93	ISAAC	1:06.180	15	45	MOORE	2:09.487	2:09.487	0.000
16	4	SHARPE	1:02.652	69	SAWYER	1:06.634	16	63	JOHNSON	2:09.855	2:11.061	1.206
17	26	HOPKINS	1:02.710	63	JOHNSON	1:06.704	17	81	GRANT	2:10.032	2:11.198	1.166
18	81	GRANT	1:03.105	81	GRANT	1:06.927	18	26	HOPKINS	2:10.609	2:10.609	0.000
19	63	JOHNSON	1:03.151	45	MOORE	1:07.457	19	69	SAWYER	2:10.740	2:10.740	0.000
20	52	HALL	1:03.316	126	HOPKINS	1:07.531	20	126	HOPKINS	2:11.030	2:11.030	0.000
21	126	HOPKINS	1:03.499	26	HOPKINS	1:07.899	21	3	LAMBDEN	2:11.813	2:14.205	2.392
22	555	FORD	1:04.046	88	MANNERING	1:08.469	22	52	HALL	2:11.912	2:14.481	2.569
23	69	SAWYER	1:04.106	25	JONES	1:08.549	23	33	PAYNE	2:13.393	2:13.393	0.000
24	5	STEVENS	1:04.460	33	PAYNE	1:08.573	24	88	MANNERING	2:13.442	2:13.962	0.520
25	33	PAYNE	1:04.820	52	HALL	1:08.596	25	555	FORD	2:13.464	2:14.845	1.381
26	88	MANNERING	1:04.973	106	BYRNE	1:08.764	26	106	BYRNE	2:14.105	2:15.112	1.007
27	37	CLEMONS	1:05.125	74	WHITBY	1:08.945	27	25	JONES	2:14.113	2:14.184	0.071
28	106	BYRNE	1:05.341	3	LAMBDEN	1:09.222	28	14	EDMONDSON	2:14.527		
29	25	JONES	1:05.564	555	FORD	1:09.418	29	37	CLEMONS	2:14.699	2:16.350	1.651
30	32	ROBSON	1:05.613	37	CLEMONS	1:09.574	30	5	STEVENS	2:15.412	2:15.471	0.059
31	69	HALL	1:06.197	69	HALL	1:10.035	31	74	WHITBY	2:15.582	2:15.582	0.000
32	20	DICKINSON	1:06.591	20	DICKINSON	1:10.298	32	32	ROBSON	2:16.101	2:16.101	0.000
33	74	WHITBY	1:06.637	32	ROBSON	1:10.488	33	69	HALL	2:16.232	2:16.470	0.238
34	13	HAWES	1:07.308	51	SMITH	1:10.751	34	20	DICKINSON	2:16.889	2:16.889	0.000
35	51	SMITH	1:08.115	5	STEVENS	1:10.952	35	13	HAWES	2:18.499	2:18.499	0.000
36	102	FARRER	1:08.175	102	FARRER	1:11.077	36	51	SMITH	2:18.866	2:19.733	0.867
37	4	DUTTON	1:08.617	82	HOLDSWORTH	1:11.103	37	102	FARRER	2:19.252	2:19.396	0.144
38	14	EDMONDSON	1:08.921	13	HAWES	1:11.191	38	82	HOLDSWORTH	2:20.562	2:20.562	0.000
39	30	HOWELL	1:09.118	30	HOWELL	1:11.521	39	30	HOWELL	2:20.639	2:21.330	0.691
40	73	JORDAN	1:09.362	4	DUTTON	1:12.610	40	4	DUTTON	2:21.227	2:21.227	0.000
41	82	HOLDSWORTH	1:09.459	73	JORDAN	1:13.545	41	73	JORDAN	2:22.907	2:22.907	0.000
42	27	HOWELLS	1:12.599	27	HOWELLS	1:14.902	42	27	HOWELLS	2:27.501	2:27.501	0.000
43	63	SMYTH	1:13.094	36	FOWLE	1:16.059	43	36	FOWLE	2:29.848	2:31.086	1.238
44	36	FOWLE	1:13.789	63	SMYTH	1:16.806	44	63	SMYTH	2:29.900	2:29.900	0.000
45	34	EWENS	1:14.901	47	HILL	1:19.030	45	21	SADBERRY	2:34.410	2:34.410	0.000
46	21	SADBERRY	1:15.371	21	SADBERRY	1:19.039	46	23	ELLIS	2:35.422	2:40.565	5.143
47	23	ELLIS	1:15.497	23	ELLIS	1:19.925	47	47	HILL	2:36.827	2:36.827	0.000
48	47	HILL	1:17.797	32	ENGLISH	1:26.078	48	32	ENGLISH	2:50.478	2:50.478	0.000
49	32	ENGLISH	1:24.400	17	HARRIS	1:27.660	49	17	HARRIS	2:54.523	2:59.140	4.617
50	17	HARRIS	1:26.863	25	SEXTON	1:39.473	50	25	SEXTON	3:19.262	3:19.262	0.000
51	25	SEXTON	1:39.789				51	11	MIDDLETON		2:09.155	
52												
53												
54												

Weather / Track : Cloudy / Dry

Donington Park GP
 Circuit Length = 2.4873 miles
 Start: 09:32 Flag 09:41 End: 09:43

Results can be found at www.tsl-timing.com

Printed - 09:44 Saturday, 09 April 2016

BMCRC - MRO Championships 2016 - Rnd 2 @ Donington Park GP



ACU Team Green Junior Cup & Senior 300 Series

RACE 8 - CLASSIFICATION

POS	NO	CL	PIC NAME	ENTRY	LAPS	TIME	GAP	DIFF	MPH	BEST	ON
1	76	J	1 Elliot PINSON	Kawasaki -	6	11:34.127			77.20	1:54.170	2
2	26	J	2 Luke HOPKINS	Kawasaki - MUM	6	11:35.820	1.693	1.693	77.01	1:54.033	6
3	102	J	3 Charlie FARRER	Kawasaki -	6	11:57.574	23.447	21.754	74.68	1:57.521	3
4	9	S	1 Graham HAW	Kawasaki - Graham haw joinery	6	11:58.522	24.395	0.948	74.58	1:58.582	6
5	3	J	4 Joey LAMB DEN	Kawasaki -	6	11:58.937	24.810	0.415	74.54	1:58.015	3
6	126	S	2 Gareth HOPKINS	Kawasaki - The wife	6	12:00.198	26.071	1.261	74.41	1:59.027	3
7	93	S	3 Monica ISAAC	Kawasaki - Fins MC and Blockade	6	12:12.177	38.050	11.979	73.19	2:00.439	3
8	33	J	5 Brandon PAYNE	Kawasaki -	6	12:15.707	41.580	3.530	72.84	1:58.639	6
9	73	S	4 Sarah JORDAN	Kawasaki - Bernard Elliott Racing	6	12:20.393	46.266	4.686	72.38	2:00.696	6
10	25	S	5 Leon JONES	Kawasaki -	6	12:21.449	47.322	1.056	72.27	2:01.207	6
11	82	J	6 Joe HOLDSWORTH	Kawasaki - tintwise.com	6	12:22.641	48.514	1.192	72.16	1:59.863	4
12	37	S	6 Craig CLEMONS	Kawasaki - Naomi	6	12:25.113	50.986	2.472	71.92	2:02.168	6
13	555	S	7 Nick FORD	Kawasaki -	6	12:26.126	51.999	1.013	71.82	2:02.730	4
14	51	S	8 Andy SMITH	Kawasaki - A2N Racing & Opie Oils	6	12:29.232	55.105	3.106	71.52	2:01.631	4
15	5	S	9 Matthew STEVENS	Kawasaki -	6	12:29.871	55.744	0.639	71.46	2:02.410	4
16	32	S	10 Paul ROBSON	Kawasaki - Cheffing Solutions	6	12:30.519	56.392	0.648	71.40	2:02.978	6
17	13	S	11 Ben HAWES	Kawasaki -	6	12:31.509	57.382	0.990	71.31	2:01.939	6
18	20	J	7 Kai DICKINSON	Kawasaki - Dad	6	12:32.232	58.105	0.723	71.24	2:02.972	6
19	106	J	8 Patrick BYRNE	Kawasaki - PKB RACING	6	12:49.746	1:15.619	17.514	69.62	2:01.796	4
20	36	J	9 Harry FOWLE	Kawasaki - A.Fowle Joinery	6	12:54.554	1:20.427	4.808	69.18	2:04.707	6
21	69	J	10 Connor HALL	Kawasaki - S & Y CERAMICS	6	12:55.807	1:21.680	1.253	69.07	2:05.217	6
22	27	S	12 James HOWELLS	Kawasaki -	6	12:56.315	1:22.188	0.508	69.03	2:06.730	6
23	4	J	11 James DUTTON	Kawasaki -	6	12:56.969	1:22.842	0.654	68.97	2:05.606	5
24	30	S	13 Malcolm HOWELL	Kawasaki -	6	13:15.929	1:41.802	18.960	67.33	2:08.507	6
25	55	S	14 Tom STEVENS	Kawasaki -	6	13:16.213	1:42.086	0.284	67.30	2:07.308	5
26	63	S	15 Samuel SMYTH	Kawasaki -	6	13:16.537	1:42.410	0.324	67.27	2:08.982	5
27	47	S	16 Matt HILL	Kawasaki -	6	13:25.391	1:51.264	8.854	66.53	2:11.538	6
28	21	J	12 Callum SADBERRY	Kawasaki -	5	11:43.753	1 Lap	1 Lap	63.42	2:15.422	5
29	23	J	13 Joe ELLIS	Kawasaki -	5	12:48.480	1 Lap	1:04.727	58.08	2:30.635	2
30	17	J	14 Jordan HARRIS	Kawasaki -	5	13:05.226	1 Lap	16.746	56.84	2:33.772	4

FASTEST LAP

26	J	Luke HOPKINS	Kawasaki - MUM	6	1:54.033	78.52 mph	126.37 kph
9	S	Graham HAW	Kawasaki - Graham haw joinery	6	1:58.582	75.51 mph	121.52 kph

Class J - 90% of Race Speed = 69.48 mph

Class S - 90% of Race Speed = 67.12 mph

Donington Park GP
Circuit Length = 2.4873 miles
Start: 14:56 Flag 15:07 End: 15:09

Weather / Track : Cloudy / Dry

These results are provisional until the conclusion of any judicial and technical matters.

Clerk Of Course :	Timekeeper :
-------------------	--------------

Results can be found at www.tsl-timing.com

Printed - 15:09 Saturday, 09 April 2016



BMCRC - MRO Championships 2016 - Rnd 2 @ Donington Park GP

ACU Team Green Junior Cup & Senior 300 Series

RACE 8 - LAP CHART

LAP 1 @ 14:58:16.224			17	1:27.933	2:38.909	21	1:47.082	2:24.727	63	1:42.410	2:09.373
NO	BEHIND	LAP TIME	LAP 3 @ 15:02:05.044			LAP 5 @ 15:05:56.246			47	1:51.264	2:11.538
NO	BEHIND	LAP TIME	NO	BEHIND	LAP TIME	NO	BEHIND	LAP TIME			
76		1:57.624	76		1:54.650	76		1:56.397			
26	2.745	2:00.369	26	5.520	1:55.630	26	4.141	1:55.046			
9	3.955	2:01.579	9	13.761	1:59.261	102	21.851	1:59.572			
126	5.856	2:03.480	3	14.143	1:58.015	9	22.294	2:00.321			
3	6.608	2:04.232	102	14.680	1:57.521	3	22.647	2:00.195			
102	7.948	2:05.572	126	15.484	1:59.027	126	23.309	1:59.776			
93	8.856	2:06.480	93	21.153	2:00.439	93	33.637	2:02.758			
25	10.013	2:07.637	25	27.731	2:03.356	23	1 Lap	2:36.092			
106	11.211	2:08.835	106	28.544	2:02.816	33	39.422	2:00.240			
33	11.392	2:09.016	33	28.638	2:02.474	73	42.051	2:01.957			
37	11.647	2:09.271	37	28.926	2:02.980	25	42.596	2:01.631			
555	11.949	2:09.573	555	29.880	2:03.359	82	44.846	2:01.431			
5	13.295	2:10.919	73	30.348	2:01.373	555	45.130	2:03.722			
32	13.600	2:11.224	32	32.057	2:03.862	37	45.299	2:04.971			
51	14.016	2:11.640	82	34.754	2:03.093	51	48.626	2:03.024			
20	14.819	2:12.443	5	35.169	2:04.036	5	49.361	2:02.984			
73	14.983	2:12.607	51	35.173	2:03.211	32	49.895	2:04.718			
82	15.654	2:13.278	20	35.793	2:04.811	20	51.614	2:03.986			
13	16.153	2:13.777	13	36.118	2:03.518	13	51.924	2:04.184			
27	17.551	2:15.175	27	47.805	2:08.378	17	1 Lap	2:33.772			
36	19.637	2:17.261	36	48.186	2:08.090	106	1:06.677	2:27.539			
69	19.846	2:17.470	69	52.005	2:09.594	27	1:11.939	2:07.195			
4	20.225	2:17.849	4	52.238	2:09.604	36	1:12.201	2:07.108			
47	21.712	2:19.336	30	58.797	2:11.417	69	1:12.944	2:05.425			
55	22.855	2:20.479	63	1:02.180	2:13.689	4	1:13.580	2:05.606			
63	23.267	2:20.891	47	1:02.966	2:15.356	63	1:29.518	2:08.982			
30	23.543	2:21.167	55	1:04.289	2:11.915	30	1:29.776	2:12.234			
21	26.538	2:24.162	21	1:17.160	2:20.113	55	1:30.890	2:07.308			
23	36.448	2:34.072	23	1:52.652	2:34.389	47	1:36.207	2:11.908			
17	43.194	2:40.818									

LAP 2 @ 15:00:10.394			LAP 4 @ 15:03:59.849			LAP 6 @ 15:07:52.727		
NO	BEHIND	LAP TIME	NO	BEHIND	LAP TIME	NO	BEHIND	LAP TIME
76		1:54.170	76		1:54.805	76		1:56.481
26	4.540	1:55.965	26	5.492	1:54.777	26	1.693	1:54.033
9	9.150	1:59.365	17	1 Lap	2:36.183	21	1 Lap	2:15.422
3	10.778	1:58.340	9	18.370	1:59.414	102	23.447	1:58.077
126	11.107	1:59.421	102	18.676	1:58.801	9	24.395	1:58.582
102	11.809	1:58.031	3	18.849	1:59.511	3	24.810	1:58.644
93	15.364	2:00.678	126	19.930	1:59.251	126	26.071	1:59.243
25	19.025	2:03.182	93	27.276	2:00.928	93	38.050	2:00.894
106	20.378	2:03.337	106	35.535	2:01.796	33	41.580	1:58.639
37	20.596	2:03.119	33	35.579	2:01.746	73	46.266	2:00.696
33	20.814	2:03.592	73	36.491	2:00.948	25	47.322	2:01.207
555	21.171	2:03.392	37	36.725	2:02.604	82	48.514	2:00.149
32	22.845	2:03.415	25	37.362	2:04.436	37	50.986	2:02.168
73	23.625	2:02.812	555	37.805	2:02.730	555	51.999	2:03.350
20	25.632	2:04.983	82	39.812	1:59.863	51	55.105	2:02.960
5	25.783	2:06.658	32	41.574	2:04.322	5	55.744	2:02.864
82	26.311	2:04.827	51	41.999	2:01.631	32	56.392	2:02.978
51	26.612	2:06.766	5	42.774	2:02.410	13	57.382	2:01.939
13	27.250	2:05.267	20	44.025	2:03.037	20	58.105	2:02.972
27	34.077	2:10.696	13	44.137	2:02.824	23	1 Lap	2:33.292
36	34.746	2:09.279	27	1:01.141	2:08.141	106	1:15.619	2:05.423
69	37.061	2:11.385	36	1:01.490	2:08.109	36	1:20.427	2:04.707
4	37.284	2:11.229	69	1:03.916	2:06.716	69	1:21.680	2:05.217
30	42.030	2:12.657	4	1:04.371	2:06.938	27	1:22.188	2:06.730
47	42.260	2:14.718	30	1:13.939	2:09.947	4	1:22.842	2:05.743
63	43.141	2:14.044	63	1:16.933	2:09.558	17	1 Lap	2:35.544
55	47.024	2:18.339	55	1:19.979	2:10.495	30	1:41.802	2:08.507
21	51.697	2:19.329	47	1:20.696	2:12.535	55	1:42.086	2:07.677
23	1:12.913	2:30.635						

Donington Park GP
 Circuit Length = 2.4873 miles
 Start: 14:56 Flag 15:07 End: 15:09

Weather / Track : Cloudy / Dry

BMCRC - MRO Championships 2016 - Rnd 2 @ Donington Park GP

ACU Team Green Junior Cup & Senior 300 Series

RACE 8 - SECTOR ANALYSIS

SECTOR 1 = FL to I1, SECTOR 2 = I1 to FL, DIFF = Difference To Personal Best Lap

P1 76 J Elliot PINSON		Kawasaki -				
IDEAL LAP TIME : 1:54.084		BEST LAP TIME : 1:54.170		DIFFERENCE : 0.086		
LAP	SECTOR 1	SECTOR 2	LAP TIME	MPH	DIFF	TIME OF DAY
1 -		58.842	1:57.624	76.12	3.454	14:58:16.224
2 -	55.498	58.672	1:54.170 (1)	78.43		15:00:10.394
3 -	55.412	59.238	1:54.650 (2)	78.10	0.480	15:02:05.044
4 -	55.662	59.143	1:54.805 (3)	77.99	0.635	15:03:59.849
5 -	57.052	59.345	1:56.397	76.93	2.227	15:05:56.246
6 -	56.608	59.873	1:56.481	76.87	2.311	15:07:52.727

P2 26 J Luke HOPKINS		Kawasaki - MUM				
IDEAL LAP TIME : 1:54.033		BEST LAP TIME : 1:54.033		DIFFERENCE : 0.000		
LAP	SECTOR 1	SECTOR 2	LAP TIME	MPH	DIFF	TIME OF DAY
1 -		59.893	2:00.369	74.39	6.336	14:58:18.969
2 -	57.041	58.924	1:55.965	77.21	1.932	15:00:14.934
3 -	56.441	59.189	1:55.630	77.44	1.597	15:02:10.564
4 -	55.815	58.962	1:54.777 (2)	78.01	0.744	15:04:05.341
5 -	56.231	58.815	1:55.046 (3)	77.83	1.013	15:06:00.387
6 -	55.747	58.286	1:54.033 (1)	78.52		15:07:54.420

P3 102 J Charlie FARRER		Kawasaki -				
IDEAL LAP TIME : 1:57.521		BEST LAP TIME : 1:57.521		DIFFERENCE : 0.000		
LAP	SECTOR 1	SECTOR 2	LAP TIME	MPH	DIFF	TIME OF DAY
1 -		1:01.361	2:05.572	71.30	8.051	14:58:24.172
2 -	57.515	1:00.516	1:58.031 (2)	75.86	0.510	15:00:22.203
3 -	57.238	1:00.283	1:57.521 (1)	76.19		15:02:19.724
4 -	57.593	1:01.208	1:58.801	75.37	1.280	15:04:18.525
5 -	58.706	1:00.866	1:59.572	74.88	2.051	15:06:18.097
6 -	57.675	1:00.402	1:58.077 (3)	75.83	0.556	15:08:16.174

P4 9 S Graham HAW		Kawasaki - Graham haw joinery				
IDEAL LAP TIME : 1:58.442		BEST LAP TIME : 1:58.582		DIFFERENCE : 0.140		
LAP	SECTOR 1	SECTOR 2	LAP TIME	MPH	DIFF	TIME OF DAY
1 -		1:00.993	2:01.579	73.65	2.997	14:58:20.179
2 -	58.076	1:01.289	1:59.365 (3)	75.01	0.783	15:00:19.544
3 -	57.803	1:01.458	1:59.261 (2)	75.08	0.679	15:02:18.805
4 -	57.922	1:01.492	1:59.414	74.98	0.832	15:04:18.219
5 -	58.829	1:01.492	2:00.321	74.42	1.739	15:06:18.540
6 -	57.943	1:00.639	1:58.582 (1)	75.51		15:08:17.122

P5 3 J Joey LAMBDEN		Kawasaki -				
IDEAL LAP TIME : 1:57.941		BEST LAP TIME : 1:58.015		DIFFERENCE : 0.074		
LAP	SECTOR 1	SECTOR 2	LAP TIME	MPH	DIFF	TIME OF DAY
1 -		1:01.153	2:04.232	72.07	6.217	14:58:22.832
2 -	57.429	1:00.911	1:58.340 (2)	75.66	0.325	15:00:21.172
3 -	57.503	1:00.512	1:58.015 (1)	75.87		15:02:19.187
4 -	57.933	1:01.578	1:59.511	74.92	1.496	15:04:18.698
5 -	58.837	1:01.358	2:00.195	74.49	2.180	15:06:18.893
6 -	57.649	1:00.995	1:58.644 (3)	75.47	0.629	15:08:17.537

P6 126 S Gareth HOPKINS		Kawasaki - The wife				
IDEAL LAP TIME : 1:58.750		BEST LAP TIME : 1:59.027		DIFFERENCE : 0.277		
LAP	SECTOR 1	SECTOR 2	LAP TIME	MPH	DIFF	TIME OF DAY
1 -		1:00.854	2:03.480	72.51	4.453	14:58:22.080
2 -	57.896	1:01.525	1:59.421	74.98	0.394	15:00:21.501
3 -	58.069	1:00.958	1:59.027 (1)	75.23		15:02:20.528
4 -	58.168	1:01.083	1:59.251 (3)	75.08	0.224	15:04:19.779
5 -	58.366	1:01.410	1:59.776	74.76	0.749	15:06:19.555

Weather / Track : Cloudy / Dry

Donington Park GP
Circuit Length = 2.4873 miles
Start: 14:56 Flag 15:07 End: 15:09

BMCRC - MRO Championships 2016 - Rnd 2 @ Donington Park GP

ACU Team Green Junior Cup & Senior 300 Series

RACE 8 - SECTOR ANALYSIS

SECTOR 1 = FL to I1, SECTOR 2 = I1 to FL, DIFF = Difference To Personal Best Lap

6 - 58.230 1:01.013 1:59.243 (2) 75.09 0.216 15:08:18.798

P7 93 S Monica ISAAC			Kawasaki - Fins MC and Blockade			
IDEAL LAP TIME : 2:00.439		BEST LAP TIME : 2:00.439		DIFFERENCE : 0.000		
LAP	SECTOR 1	SECTOR 2	LAP TIME	MPH	DIFF	TIME OF DAY
1 -		1:02.060	2:06.480	70.79	6.041	14:58:25.080
2 -	58.714	1:01.964	2:00.678 (2)	74.20	0.239	15:00:25.758
3 -	58.690	1:01.749	2:00.439 (1)	74.34		15:02:26.197
4 -	58.752	1:02.176	2:00.928	74.04	0.489	15:04:27.125
5 -	59.011	1:03.747	2:02.758	72.94	2.319	15:06:29.883
6 -	59.095	1:01.799	2:00.894 (3)	74.06	0.455	15:08:30.777

P8 33 J Brandon PAYNE			Kawasaki -			
IDEAL LAP TIME : 1:58.639		BEST LAP TIME : 1:58.639		DIFFERENCE : 0.000		
LAP	SECTOR 1	SECTOR 2	LAP TIME	MPH	DIFF	TIME OF DAY
1 -		1:03.484	2:09.016	69.40	10.377	14:58:27.616
2 -	59.967	1:03.625	2:03.592	72.45	4.953	15:00:31.208
3 -	59.418	1:03.056	2:02.474	73.11	3.835	15:02:33.682
4 -	59.970	1:01.776	2:01.746 (3)	73.55	3.107	15:04:35.428
5 -	59.442	1:00.798	2:00.240 (2)	74.47	1.601	15:06:35.668
6 -	57.904	1:00.735	1:58.639 (1)	75.47		15:08:34.307

P9 73 S Sarah JORDAN			Kawasaki - Bernard Elliott Racing			
IDEAL LAP TIME : 2:00.255		BEST LAP TIME : 2:00.696		DIFFERENCE : 0.441		
LAP	SECTOR 1	SECTOR 2	LAP TIME	MPH	DIFF	TIME OF DAY
1 -		1:04.440	2:12.607	67.52	11.911	14:58:31.207
2 -	1:00.768	1:02.044	2:02.812	72.91	2.116	15:00:34.019
3 -	59.021	1:02.352	2:01.373 (3)	73.77	0.677	15:02:35.392
4 -	59.387	1:01.561	2:00.948 (2)	74.03	0.252	15:04:36.340
5 -	59.325	1:02.632	2:01.957	73.42	1.261	15:06:38.297
6 -	58.694	1:02.002	2:00.696 (1)	74.19		15:08:38.993

P10 25 S Leon JONES			Kawasaki -			
IDEAL LAP TIME : 2:01.207		BEST LAP TIME : 2:01.207		DIFFERENCE : 0.000		
LAP	SECTOR 1	SECTOR 2	LAP TIME	MPH	DIFF	TIME OF DAY
1 -		1:02.968	2:07.637	70.15	6.430	14:58:26.237
2 -	59.996	1:03.186	2:03.182 (3)	72.69	1.975	15:00:29.419
3 -	1:00.290	1:03.066	2:03.356	72.59	2.149	15:02:32.775
4 -	1:00.274	1:04.162	2:04.436	71.96	3.229	15:04:37.211
5 -	58.785	1:02.846	2:01.631 (2)	73.61	0.424	15:06:38.842
6 -	58.612	1:02.595	2:01.207 (1)	73.87		15:08:40.049

P11 82 J Joe HOLDSWORTH			Kawasaki - tintwise.com			
IDEAL LAP TIME : 1:59.417		BEST LAP TIME : 1:59.863		DIFFERENCE : 0.446		
LAP	SECTOR 1	SECTOR 2	LAP TIME	MPH	DIFF	TIME OF DAY
1 -		1:03.539	2:13.278	67.18	13.415	14:58:31.878
2 -	1:00.249	1:04.578	2:04.827	71.73	4.964	15:00:36.705
3 -	1:00.846	1:02.247	2:03.093	72.74	3.230	15:02:39.798
4 -	58.764	1:01.099	1:59.863 (1)	74.70		15:04:39.661
5 -	58.390	1:03.041	2:01.431 (3)	73.74	1.568	15:06:41.092
6 -	59.122	1:01.027	2:00.149 (2)	74.52	0.286	15:08:41.241

P12 37 S Craig CLEMONS			Kawasaki - Naomi			
IDEAL LAP TIME : 2:01.898		BEST LAP TIME : 2:02.168		DIFFERENCE : 0.270		
LAP	SECTOR 1	SECTOR 2	LAP TIME	MPH	DIFF	TIME OF DAY
1 -		1:03.278	2:09.271	69.26	7.103	14:58:27.871
2 -	59.666	1:03.453	2:03.119	72.73	0.951	15:00:30.990
3 -	59.799	1:03.181	2:02.980 (3)	72.81	0.812	15:02:33.970

Weather / Track : Cloudy / Dry

Donington Park GP
Circuit Length = 2.4873 miles
Start: 14:56 Flag 15:07 End: 15:09

BMCRC - MRO Championships 2016 - Rnd 2 @ Donington Park GP

ACU Team Green Junior Cup & Senior 300 Series

RACE 8 - SECTOR ANALYSIS

SECTOR 1 = FL to I1, SECTOR 2 = I1 to FL, DIFF = Difference To Personal Best Lap

4 -	59.936	1:02.668	2:02.604 (2)	73.03	0.436	15:04:36.574
5 -	59.758	1:05.213	2:04.971	71.65	2.803	15:06:41.545
6 -	59.936	1:02.232	2:02.168 (1)	73.29		15:08:43.713

P13 555 S Nick FORD		Kawasaki -				
IDEAL LAP TIME : 2:02.180		BEST LAP TIME : 2:02.730				
		DIFFERENCE : 0.550				
LAP	SECTOR 1	SECTOR 2	LAP TIME	MPH	DIFF	TIME OF DAY
1 -		1:03.766	2:09.573	69.10	6.843	14:58:28.173
2 -	59.904	1:03.488	2:03.392	72.56	0.662	15:00:31.565
3 -	1:00.085	1:03.274	2:03.359 (3)	72.58	0.629	15:02:34.924
4 -	59.680	1:03.050	2:02.730 (1)	72.96		15:04:37.654
5 -	59.555	1:04.167	2:03.722	72.37	0.992	15:06:41.376
6 -	1:00.725	1:02.625	2:03.350 (2)	72.59	0.620	15:08:44.726

P14 51 S Andy SMITH		Kawasaki - A2N Racing & Opie Oils				
IDEAL LAP TIME : 2:01.631		BEST LAP TIME : 2:01.631				
		DIFFERENCE : 0.000				
LAP	SECTOR 1	SECTOR 2	LAP TIME	MPH	DIFF	TIME OF DAY
1 -		1:04.857	2:11.640	68.02	10.009	14:58:30.240
2 -	1:00.985	1:05.781	2:06.766	70.63	5.135	15:00:37.006
3 -	1:00.353	1:02.858	2:03.211	72.67	1.580	15:02:40.217
4 -	59.266	1:02.365	2:01.631 (1)	73.61		15:04:41.848
5 -	1:00.072	1:02.952	2:03.024 (3)	72.78	1.393	15:06:44.872
6 -	1:00.073	1:02.887	2:02.960 (2)	72.82	1.329	15:08:47.832

P15 5 S Matthew STEVENS		Kawasaki -				
IDEAL LAP TIME : 2:02.410		BEST LAP TIME : 2:02.410				
		DIFFERENCE : 0.000				
LAP	SECTOR 1	SECTOR 2	LAP TIME	MPH	DIFF	TIME OF DAY
1 -		1:03.801	2:10.919	68.39	8.509	14:58:29.519
2 -	1:02.211	1:04.447	2:06.658	70.69	4.248	15:00:36.177
3 -	1:00.352	1:03.684	2:04.036	72.19	1.626	15:02:40.213
4 -	59.568	1:02.842	2:02.410 (1)	73.15		15:04:42.623
5 -	59.728	1:03.256	2:02.984 (3)	72.80	0.574	15:06:45.607
6 -	59.696	1:03.168	2:02.864 (2)	72.88	0.454	15:08:48.471

P16 32 S Paul ROBSON		Kawasaki - Cheffing Solutions				
IDEAL LAP TIME : 2:02.557		BEST LAP TIME : 2:02.978				
		DIFFERENCE : 0.421				
LAP	SECTOR 1	SECTOR 2	LAP TIME	MPH	DIFF	TIME OF DAY
1 -		1:04.381	2:11.224	68.23	8.246	14:58:29.824
2 -	1:00.250	1:03.165	2:03.415 (2)	72.55	0.437	15:00:33.239
3 -	1:00.753	1:03.109	2:03.862 (3)	72.29	0.884	15:02:37.101
4 -	1:00.809	1:03.513	2:04.322	72.02	1.344	15:04:41.423
5 -	1:01.433	1:03.285	2:04.718	71.79	1.740	15:06:46.141
6 -	1:00.671	1:02.307	2:02.978 (1)	72.81		15:08:49.119

P17 13 S Ben HAWES		Kawasaki -				
IDEAL LAP TIME : 2:01.636		BEST LAP TIME : 2:01.939				
		DIFFERENCE : 0.303				
LAP	SECTOR 1	SECTOR 2	LAP TIME	MPH	DIFF	TIME OF DAY
1 -		1:04.959	2:13.777	66.93	11.838	14:58:32.377
2 -	1:00.510	1:04.757	2:05.267	71.48	3.328	15:00:37.644
3 -	1:00.223	1:03.295	2:03.518 (3)	72.49	1.579	15:02:41.162
4 -	59.828	1:02.996	2:02.824 (2)	72.90	0.885	15:04:43.986
5 -	1:00.279	1:03.905	2:04.184	72.10	2.245	15:06:48.170
6 -	1:00.131	1:01.808	2:01.939 (1)	73.43		15:08:50.109

P18 20 J Kai DICKINSON		Kawasaki - Dad				
IDEAL LAP TIME : 2:02.774		BEST LAP TIME : 2:02.972				
		DIFFERENCE : 0.198				
LAP	SECTOR 1	SECTOR 2	LAP TIME	MPH	DIFF	TIME OF DAY
1 -		1:04.471	2:12.443	67.60	9.471	14:58:31.043

Weather / Track : Cloudy / Dry

Donington Park GP
Circuit Length = 2.4873 miles
Start: 14:56 Flag 15:07 End: 15:09

BMCRC - MRO Championships 2016 - Rnd 2 @ Donington Park GP

ACU Team Green Junior Cup & Senior 300 Series

RACE 8 - SECTOR ANALYSIS

SECTOR 1 = FL to I1, SECTOR 2 = I1 to FL, DIFF = Difference To Personal Best Lap

2 -	1:00.969	1:04.014	2:04.983	71.64	2.011	15:00:36.026
3 -	1:00.865	1:03.946	2:04.811	71.74	1.839	15:02:40.837
4 -	59.519	1:03.518	2:03.037 (2)	72.77	0.065	15:04:43.874
5 -	59.849	1:04.137	2:03.986 (3)	72.22	1.014	15:06:47.860
6 -	59.717	1:03.255	2:02.972 (1)	72.81		15:08:50.832

P19 106 J Patrick BYRNE	Kawasaki - PKB RACING	
IDEAL LAP TIME : 2:01.643	BEST LAP TIME : 2:01.796	DIFFERENCE : 0.153

LAP	SECTOR 1	SECTOR 2	LAP TIME	MPH	DIFF	TIME OF DAY
1 -		1:03.580	2:08.835	69.50	7.039	14:58:27.435
2 -	59.838	1:03.499	2:03.337 (3)	72.60	1.541	15:00:30.772
3 -	59.698	1:03.118	2:02.816 (2)	72.90	1.020	15:02:33.588
4 -	59.851	1:01.945	2:01.796 (1)	73.52		15:04:35.384
5 -	59.907	1:27.632	2:27.539	60.69	25.743	15:07:02.923
6 -	1:01.565	1:03.858	2:05.423	71.39	3.627	15:09:08.346

P20 36 J Harry FOWLE	Kawasaki - A.Fowle Joinery	
IDEAL LAP TIME : 2:04.707	BEST LAP TIME : 2:04.707	DIFFERENCE : 0.000

LAP	SECTOR 1	SECTOR 2	LAP TIME	MPH	DIFF	TIME OF DAY
1 -		1:06.711	2:17.261	65.23	12.554	14:58:35.861
2 -	1:03.289	1:05.990	2:09.279	69.26	4.572	15:00:45.140
3 -	1:02.728	1:05.362	2:08.090 (3)	69.90	3.383	15:02:53.230
4 -	1:03.493	1:04.616	2:08.109	69.89	3.402	15:05:01.339
5 -	1:02.246	1:04.862	2:07.108 (2)	70.44	2.401	15:07:08.447
6 -	1:00.097	1:04.610	2:04.707 (1)	71.80		15:09:13.154

P21 69 J Connor HALL	Kawasaki - S & Y CERAMICS	
IDEAL LAP TIME : 2:04.940	BEST LAP TIME : 2:05.217	DIFFERENCE : 0.277

LAP	SECTOR 1	SECTOR 2	LAP TIME	MPH	DIFF	TIME OF DAY
1 -		1:07.686	2:17.470	65.13	12.253	14:58:36.070
2 -	1:02.932	1:08.453	2:11.385	68.15	6.168	15:00:47.455
3 -	1:02.772	1:06.822	2:09.594	69.09	4.377	15:02:57.049
4 -	1:01.773	1:04.943	2:06.716 (3)	70.66	1.499	15:05:03.765
5 -	1:00.908	1:04.517	2:05.425 (2)	71.39	0.208	15:07:09.190
6 -	1:01.185	1:04.032	2:05.217 (1)	71.51		15:09:14.407

P22 27 S James HOWELLS	Kawasaki -	
IDEAL LAP TIME : 2:05.707	BEST LAP TIME : 2:06.730	DIFFERENCE : 1.023

LAP	SECTOR 1	SECTOR 2	LAP TIME	MPH	DIFF	TIME OF DAY
1 -		1:06.635	2:15.175	66.24	8.445	14:58:33.775
2 -	1:04.051	1:06.645	2:10.696	68.51	3.966	15:00:44.471
3 -	1:03.047	1:05.331	2:08.378	69.75	1.648	15:02:52.849
4 -	1:03.451	1:04.690	2:08.141 (3)	69.87	1.411	15:05:00.990
5 -	1:02.291	1:04.904	2:07.195 (2)	70.39	0.465	15:07:08.185
6 -	1:01.017	1:05.713	2:06.730 (1)	70.65		15:09:14.915

P23 4 J James DUTTON	Kawasaki -	
IDEAL LAP TIME : 2:05.532	BEST LAP TIME : 2:05.606	DIFFERENCE : 0.074

LAP	SECTOR 1	SECTOR 2	LAP TIME	MPH	DIFF	TIME OF DAY
1 -		1:06.509	2:17.849	64.95	12.243	14:58:36.449
2 -	1:04.540	1:06.689	2:11.229	68.23	5.623	15:00:47.678
3 -	1:03.562	1:06.042	2:09.604	69.09	3.998	15:02:57.282
4 -	1:02.698	1:04.240	2:06.938 (3)	70.54	1.332	15:05:04.220
5 -	1:01.721	1:03.885	2:05.606 (1)	71.29		15:07:09.826
6 -	1:01.647	1:04.096	2:05.743 (2)	71.21	0.137	15:09:15.569

Weather / Track : Cloudy / Dry

Donington Park GP
Circuit Length = 2.4873 miles
Start: 14:56 Flag 15:07 End: 15:09

BMCRC - MRO Championships 2016 - Rnd 2 @ Donington Park GP

ACU Team Green Junior Cup & Senior 300 Series

RACE 8 - SECTOR ANALYSIS

SECTOR 1 = FL to I1, SECTOR 2 = I1 to FL, DIFF = Difference To Personal Best Lap

P24 30 S Malcolm HOWELL		Kawasaki -				
IDEAL LAP TIME : 2:08.507		BEST LAP TIME : 2:08.507		DIFFERENCE : 0.000		
LAP	SECTOR 1	SECTOR 2	LAP TIME	MPH	DIFF	TIME OF DAY
1 -		1:08.016	2:21.167	63.43	12.660	14:58:39.767
2 -	1:05.420	1:07.237	2:12.657	67.50	4.150	15:00:52.424
3 -	1:04.331	1:07.086	2:11.417 (3)	68.13	2.910	15:03:03.841
4 -	1:03.677	1:06.270	2:09.947 (2)	68.90	1.440	15:05:13.788
5 -	1:04.586	1:07.648	2:12.234	67.71	3.727	15:07:26.022
6 -	1:03.503	1:05.004	2:08.507 (1)	69.68		15:09:34.529

P25 55 S Tom STEVENS		Kawasaki -				
IDEAL LAP TIME : 2:07.034		BEST LAP TIME : 2:07.308		DIFFERENCE : 0.274		
LAP	SECTOR 1	SECTOR 2	LAP TIME	MPH	DIFF	TIME OF DAY
1 -		1:07.838	2:20.479	63.74	13.171	14:58:39.079
2 -	1:09.490	1:08.849	2:18.339	64.72	11.031	15:00:57.418
3 -	1:05.139	1:06.776	2:11.915	67.88	4.607	15:03:09.333
4 -	1:04.187	1:06.308	2:10.495 (3)	68.61	3.187	15:05:19.828
5 -	1:02.181	1:05.127	2:07.308 (1)	70.33		15:07:27.136
6 -	1:02.824	1:04.853	2:07.677 (2)	70.13	0.369	15:09:34.813

P26 63 S Samuel SMYTH		Kawasaki -				
IDEAL LAP TIME : 2:08.818		BEST LAP TIME : 2:08.982		DIFFERENCE : 0.164		
LAP	SECTOR 1	SECTOR 2	LAP TIME	MPH	DIFF	TIME OF DAY
1 -		1:08.697	2:20.891	63.55	11.909	14:58:39.491
2 -	1:05.337	1:08.707	2:14.044	66.80	5.062	15:00:53.535
3 -	1:05.486	1:08.203	2:13.689	66.97	4.707	15:03:07.224
4 -	1:02.883	1:06.675	2:09.558 (3)	69.11	0.576	15:05:16.782
5 -	1:02.699	1:06.283	2:08.982 (1)	69.42		15:07:25.764
6 -	1:03.254	1:06.119	2:09.373 (2)	69.21	0.391	15:09:35.137

P27 47 S Matt HILL		Kawasaki -				
IDEAL LAP TIME : 2:10.952		BEST LAP TIME : 2:11.538		DIFFERENCE : 0.586		
LAP	SECTOR 1	SECTOR 2	LAP TIME	MPH	DIFF	TIME OF DAY
1 -		1:07.865	2:19.336	64.26	7.798	14:58:37.936
2 -	1:06.130	1:08.588	2:14.718	66.46	3.180	15:00:52.654
3 -	1:06.493	1:08.863	2:15.356	66.15	3.818	15:03:08.010
4 -	1:04.715	1:07.820	2:12.535 (3)	67.56	0.997	15:05:20.545
5 -	1:04.472	1:07.436	2:11.908 (2)	67.88	0.370	15:07:32.453
6 -	1:05.058	1:06.480	2:11.538 (1)	68.07		15:09:43.991

P28 21 J Callum SADBERRY		Kawasaki -				
IDEAL LAP TIME : 2:15.422		BEST LAP TIME : 2:15.422		DIFFERENCE : 0.000		
LAP	SECTOR 1	SECTOR 2	LAP TIME	MPH	DIFF	TIME OF DAY
1 -		1:09.727	2:24.162	62.11	8.740	14:58:42.762
2 -	1:08.648	1:10.681	2:19.329 (2)	64.26	3.907	15:01:02.091
3 -	1:07.168	1:12.945	2:20.113 (3)	63.90	4.691	15:03:22.204
4 -	1:12.958	1:11.769	2:24.727	61.87	9.305	15:05:46.931
5 -	1:06.844	1:08.578	2:15.422 (1)	66.12		15:08:02.353

P29 23 J Joe ELLIS		Kawasaki -				
IDEAL LAP TIME : 2:27.918		BEST LAP TIME : 2:30.635		DIFFERENCE : 2.717		
LAP	SECTOR 1	SECTOR 2	LAP TIME	MPH	DIFF	TIME OF DAY
1 -		1:15.040	2:34.072 (3)	58.11	3.437	14:58:52.672
2 -	1:12.878	1:17.757	2:30.635 (1)	59.44		15:01:23.307
3 -	1:15.801	1:18.588	2:34.389	57.99	3.754	15:03:57.696
4 -	1:16.230	1:19.862	2:36.092	57.36	5.457	15:06:33.788
5 -	1:14.186	1:19.106	2:33.292 (2)	58.41	2.657	15:09:07.080

Weather / Track : Cloudy / Dry

Donington Park GP
Circuit Length = 2.4873 miles
Start: 14:56 Flag 15:07 End: 15:09

BMCRC - MRO Championships 2016 - Rnd 2 @ Donington Park GP

ACU Team Green Junior Cup & Senior 300 Series

RACE 8 - SECTOR ANALYSIS

SECTOR 1 = FL to I1, SECTOR 2 = I1 to FL, DIFF = Difference To Personal Best Lap

P30 17 J		Jordan HARRIS		Kawasaki -		
IDEAL LAP TIME : 2:33.772		BEST LAP TIME : 2:33.772		DIFFERENCE : 0.000		
LAP	SECTOR 1	SECTOR 2	LAP TIME	MPH	DIFF	TIME OF DAY
1 -		1:18.854	2:40.818	55.68	7.046	14:58:59.418
2 -	1:17.683	1:21.226	2:38.909	56.34	5.137	15:01:38.327
3 -	1:18.262	1:17.921	2:36.183 (3)	57.33	2.411	15:04:14.510
4 -	1:16.047	1:17.725	2:33.772 (1)	58.23		15:06:48.282
5 -	1:17.090	1:18.454	2:35.544 (2)	57.56	1.772	15:09:23.826

BMCRC - MRO Championships 2016 - Rnd 2 @ Donington Park GP

ACU Team Green Junior Cup & Senior 300 Series

RACE 8 - BEST SECTORS

SECTOR 1				SECTOR 2				IDEAL / BEST COMPARISON				
POS	NO	NAME	TIME	NO	NAME	TIME	POS	NO	NAME	IDEAL	BEST	DIFF
									PERFECT LAP	1:53.698		
1	76	PINSON	55.412	26	HOPKINS	58.286	1	26	HOPKINS	1:54.033	1:54.033	0.000
2	26	HOPKINS	55.747	76	PINSON	58.672	2	76	PINSON	1:54.084	1:54.170	0.086
3	102	FARRER	57.238	102	FARRER	1:00.283	3	102	FARRER	1:57.521	1:57.521	0.000
4	3	LAMBDEN	57.429	3	LAMBDEN	1:00.512	4	3	LAMBDEN	1:57.941	1:58.015	0.074
5	9	HAW	57.803	9	HAW	1:00.639	5	9	HAW	1:58.442	1:58.582	0.140
6	126	HOPKINS	57.896	33	PAYNE	1:00.735	6	33	PAYNE	1:58.639	1:58.639	0.000
7	33	PAYNE	57.904	126	HOPKINS	1:00.854	7	126	HOPKINS	1:58.750	1:59.027	0.277
8	82	HOLDSWORTH	58.390	82	HOLDSWORTH	1:01.027	8	82	HOLDSWORTH	1:59.417	1:59.863	0.446
9	25	JONES	58.612	73	JORDAN	1:01.561	9	73	JORDAN	2:00.255	2:00.696	0.441
10	93	ISAAC	58.690	93	ISAAC	1:01.749	10	93	ISAAC	2:00.439	2:00.439	0.000
11	73	JORDAN	58.694	13	HAWES	1:01.808	11	25	JONES	2:01.207	2:01.207	0.000
12	51	SMITH	59.266	106	BYRNE	1:01.945	12	51	SMITH	2:01.631	2:01.631	0.000
13	20	DICKINSON	59.519	37	CLEMONS	1:02.232	13	13	HAWES	2:01.636	2:01.939	0.303
14	555	FORD	59.555	32	ROBSON	1:02.307	14	106	BYRNE	2:01.643	2:01.796	0.153
15	5	STEVENS	59.568	51	SMITH	1:02.365	15	37	CLEMONS	2:01.898	2:02.168	0.270
16	37	CLEMONS	59.666	25	JONES	1:02.595	16	555	FORD	2:02.180	2:02.730	0.550
17	106	BYRNE	59.698	555	FORD	1:02.625	17	5	STEVENS	2:02.410	2:02.410	0.000
18	13	HAWES	59.828	5	STEVENS	1:02.842	18	32	ROBSON	2:02.557	2:02.978	0.421
19	36	FOWLE	1:00.097	20	DICKINSON	1:03.255	19	20	DICKINSON	2:02.774	2:02.972	0.198
20	32	ROBSON	1:00.250	4	DUTTON	1:03.885	20	36	FOWLE	2:04.707	2:04.707	0.000
21	69	HALL	1:00.908	69	HALL	1:04.032	21	69	HALL	2:04.940	2:05.217	0.277
22	27	HOWELLS	1:01.017	36	FOWLE	1:04.610	22	4	DUTTON	2:05.532	2:05.606	0.074
23	4	DUTTON	1:01.647	27	HOWELLS	1:04.690	23	27	HOWELLS	2:05.707	2:06.730	1.023
24	55	STEVENS	1:02.181	55	STEVENS	1:04.853	24	55	STEVENS	2:07.034	2:07.308	0.274
25	63	SMYTH	1:02.699	30	HOWELL	1:05.004	25	30	HOWELL	2:08.507	2:08.507	0.000
26	30	HOWELL	1:03.503	63	SMYTH	1:06.119	26	63	SMYTH	2:08.818	2:08.982	0.164
27	47	HILL	1:04.472	47	HILL	1:06.480	27	47	HILL	2:10.952	2:11.538	0.586
28	21	SADBERRY	1:06.844	21	SADBERRY	1:08.578	28	21	SADBERRY	2:15.422	2:15.422	0.000
29	23	ELLIS	1:12.878	23	ELLIS	1:15.040	29	23	ELLIS	2:27.918	2:30.635	2.717
30	17	HARRIS	1:16.047	17	HARRIS	1:17.725	30	17	HARRIS	2:33.772	2:33.772	0.000

Weather / Track : Cloudy / Dry

Results can be found at www.tsl-timing.com

Donington Park GP

Circuit Length = 2.4873 miles

Start: 14:56 Flag 15:07 End: 15:09

Printed - 15:11 Saturday, 09 April 2016

BMCRC - MRO Championships 2016 - Rnd 2 @ Donington Park GP



ACU Team Green Junior Cup & Senior 300 Series

RACE 8 - CLASSIFICATION

POS	NO	CL	PIC NAME	ENTRY	LAPS	TIME	GAP	DIFF	MPH	BEST	ON
1	76	J	1 Elliot PINSON	Kawasaki -	7	13:28.600			77.34	1:53.558	6
2	102	J	2 Charlie FARRER	Kawasaki -	7	13:41.596	12.996	12.996	76.12	1:55.441	2
3	3	J	3 Joey LAMBDEN	Kawasaki -	7	13:50.253	21.653	8.657	75.33	1:57.443	3
4	126	S	1 Gareth HOPKINS	Kawasaki - The wife	7	13:56.913	28.313	6.660	74.73	1:58.183	5
5	33	J	4 Brandon PAYNE	Kawasaki -	7	13:57.694	29.094	0.781	74.66	1:57.851	5
6	93	S	2 Monica ISAAC	Kawasaki - Fins MC and Blockade	7	14:03.842	35.242	6.148	74.11	1:58.175	5
7	73	S	3 Sarah JORDAN	Kawasaki - Bernard Elliott Racing	7	14:08.605	40.005	4.763	73.70	1:59.717	4
8	555	S	4 Nick FORD	Kawasaki -	7	14:15.536	46.936	6.931	73.10	2:01.310	5
9	37	S	5 Craig CLEMONS	Kawasaki - Naomi	7	14:15.678	47.078	0.142	73.09	2:00.777	3
10	82	J	5 Joe HOLDSWORTH	Kawasaki - tintwise.com	7	14:16.088	47.488	0.410	73.05	1:59.170	7
11	106	J	6 Patrick BYRNE	Kawasaki - PKB RACING	7	14:32.481	1:03.881	16.393	71.68	2:02.932	6
12	51	S	6 Andy SMITH	Kawasaki - A2N Racing & Opie Oils	7	14:32.694	1:04.094	0.213	71.66	2:02.601	6
13	13	S	7 Ben HAWES	Kawasaki -	7	14:33.311	1:04.711	0.617	71.61	2:01.520	4
14	25	S	8 Leon JONES	Kawasaki -	7	14:33.602	1:05.002	0.291	71.59	2:02.640	6
15	32	S	9 Paul ROBSON	Kawasaki - Cheffing Solutions	7	14:34.167	1:05.567	0.565	71.54	2:03.048	7
16	69	J	7 Connor HALL	Kawasaki - S & Y CERAMICS	7	14:39.407	1:10.807	5.240	71.12	2:03.085	6
17	27	S	10 James HOWELLS	Kawasaki -	7	14:42.071	1:13.471	2.664	70.90	2:02.784	6
18	36	J	8 Harry FOWLE	Kawasaki - A.Fowle Joinery	7	14:42.372	1:13.772	0.301	70.88	2:02.703	5
19	20	J	9 Kai DICKINSON	Kawasaki - Dad	7	14:42.465	1:13.865	0.093	70.87	2:02.602	6
20	4	J	10 James DUTTON	Kawasaki -	7	15:02.457	1:33.857	19.992	69.30	2:07.583	2
21	47	S	11 Matt HILL	Kawasaki -	7	15:16.011	1:47.411	13.554	68.27	2:08.302	3
22	63	S	12 Samuel SMYTH	Kawasaki -	7	15:22.432	1:53.832	6.421	67.80	2:06.670	4
23	21	J	11 Callum SADBERRY	Kawasaki -	6	13:36.848	1 Lap	1 Lap	65.60	2:09.515	6
24	30	S	13 Malcolm HOWELL	Kawasaki -	6	13:37.770	1 Lap	0.922	65.53	2:10.796	3
25	17	J	12 Jordan HARRIS	Kawasaki -	6	14:23.204	1 Lap	45.434	62.08	2:18.977	6
26	23	J	13 Joe ELLIS	Kawasaki -	6	15:01.605	1 Lap	38.401	59.43	2:26.981	4

NOT CLASSIFIED

DNF	26	J	Luke HOPKINS	Kawasaki - MUM	5	9:40.058	2 Laps	1 Lap	76.95	1:55.006	2
DNF	9	S	Graham HAW	Kawasaki - Graham haw joinery	4	8:01.179	3 Laps	1 Lap	74.15	1:59.244	3
DNF	5	S	Matthew STEVENS	Kawasaki -	3	6:35.474	4 Laps	1 Lap	67.58	2:04.960	2
DNF	55	S	Tom STEVENS	Kawasaki -	3	6:36.885	4 Laps	1.411	67.34	2:08.783	2

FASTEST LAP

76	J	Elliot PINSON	Kawasaki -	6	1:53.558	78.85 mph	126.90 kph
93	S	Monica ISAAC	Kawasaki - Fins MC and Blockade	5	1:58.175	75.77 mph	121.94 kph

Class J - 90% of Race Speed = 69.60 mph

Class S - 90% of Race Speed = 67.25 mph

Donington Park GP

Circuit Length = 2.4873 miles

Start: 12:29 Flag 12:43 End: 12:45

Weather / Track : Cloudy / Dry

These results are provisional until the conclusion of any judicial and technical matters.

Clerk Of Course :	Timekeeper :
-------------------	--------------

Results can be found at www.tsl-timing.com

Printed - 12:46 Sunday, 10 April 2016



BMCRC - MRO Championships 2016 - Rnd 2 @ Donington Park GP

ACU Team Green Junior Cup & Senior 300 Series

RACE 8 - LAP CHART

LAP 1 @ 12:31:52.598

NO	BEHIND	LAP TIME
26		1:58.500
76	0.921	1:59.421
102	1.084	1:59.584
3	2.507	2:01.007
126	4.057	2:02.557
9	4.480	2:02.980
93	6.355	2:04.855
33	6.526	2:05.026
555	7.233	2:05.733
37	7.802	2:06.302
73	8.099	2:06.599
106	10.975	2:09.475
82	11.247	2:09.747
25	11.641	2:10.141
5	12.147	2:10.647
32	12.223	2:10.723
20	13.928	2:12.428
51	14.213	2:12.713
27	14.744	2:13.244
13	14.979	2:13.479
36	15.891	2:14.391
4	16.958	2:15.458
69	17.429	2:15.929
47	19.257	2:17.757
55	20.450	2:18.950
21	32.469	2:30.969
63	37.017	2:35.517
23	37.763	2:36.263
17	37.939	2:36.439
30	40.787	2:39.287

LAP 2 @ 12:33:47.604

NO	BEHIND	LAP TIME
26		1:55.006
76	0.651	1:54.736
102	1.519	1:55.441
3	5.299	1:57.798
126	8.201	1:59.150
9	8.891	1:59.417
33	11.091	1:59.571
93	12.297	2:00.948
555	13.643	2:01.416
73	14.062	2:00.969
37	14.343	2:01.547
82	18.691	2:02.450
106	21.261	2:05.292
25	21.276	2:04.641
5	22.101	2:04.960
32	22.208	2:04.991
51	22.479	2:03.272
13	22.829	2:02.856
20	24.677	2:05.755
27	25.947	2:06.209
36	26.760	2:05.875
69	28.204	2:05.781
4	29.535	2:07.583
55	34.227	2:08.783
47	35.042	2:10.791
63	52.189	2:10.178
21	54.770	2:17.307
30	59.263	2:13.482
17	1:09.312	2:26.379

23 1:12.364 2:29.607

LAP 3 @ 12:35:42.939

NO	BEHIND	LAP TIME
76		1:54.684
26	0.689	1:56.024
102	1.777	1:55.593
3	7.407	1:57.443
126	12.137	1:59.271
9	12.800	1:59.244
33	15.674	1:59.918
93	16.560	1:59.598
73	19.082	2:00.355
37	19.785	2:00.777
555	20.210	2:01.902
82	24.907	2:01.551
106	30.643	2:04.717
25	31.161	2:05.220
51	31.738	2:04.594
13	32.320	2:04.826
32	32.591	2:05.718
20	35.602	2:06.260
69	36.738	2:03.869
27	36.861	2:06.249
36	38.229	2:06.804
4	41.979	2:07.779
5	46.633	2:19.867 P
47	48.009	2:08.302
55	48.044	2:09.152
63	1:03.929	2:07.075
30	1:14.724	2:10.796
21	1:15.172	2:15.737
17	1:33.772	2:19.795
23	1:44.861	2:27.832

LAP 4 @ 12:37:37.211

NO	BEHIND	LAP TIME
76		1:54.272
26	1.820	1:55.403
102	4.301	1:56.796
3	10.988	1:57.853
126	17.450	1:59.585
9	18.066	1:59.538
33	19.626	1:58.224
93	20.924	1:58.636
73	24.527	1:59.717
37	26.889	2:01.376
555	27.937	2:01.999
82	32.910	2:02.275
106	39.317	2:02.946
13	39.568	2:01.520
51	40.489	2:03.023
25	40.825	2:03.936
32	41.483	2:03.164
69	46.473	2:04.007
20	47.451	2:06.121
27	48.008	2:05.419
36	48.254	2:04.297
4	55.296	2:07.589
47	1:03.767	2:10.030
63	1:16.327	2:06.670
30	1:32.230	2:11.778
21	1:33.635	2:12.735

LAP 5 @ 12:39:32.005

NO	BEHIND	LAP TIME
76		1:54.794
26	2.151	1:55.125
17	1 Lap	2:22.076
102	6.917	1:57.410
3	14.894	1:58.700
126	20.839	1:58.183
33	22.683	1:57.851
23	1 Lap	2:26.981
93	24.305	1:58.175
73	29.700	1:59.967
37	33.429	2:01.334
555	34.453	2:01.310
82	38.298	2:00.182
106	48.292	2:03.769
51	49.286	2:03.591
13	49.541	2:04.767
25	49.771	2:03.740
32	49.862	2:03.173
69	55.208	2:03.529
36	56.163	2:02.703
20	56.884	2:04.227
27	57.109	2:03.895
4	1:08.600	2:08.098
47	1:19.632	2:10.659
63	1:29.403	2:07.870
30	1:48.493	2:11.057
21	1:49.426	2:10.585

LAP 6 @ 12:41:25.563

NO	BEHIND	LAP TIME
76		1:53.558
102	11.140	1:57.781
3	19.582	1:58.246
126	26.478	1:59.197
33	27.235	1:58.110
17	1 Lap	2:19.538
93	32.794	2:02.047
73	36.193	2:00.051
37	42.298	2:02.427
555	42.564	2:01.669
82	45.453	2:00.713
106	57.666	2:02.932
51	58.329	2:02.601
13	58.380	2:02.397
25	58.853	2:02.640
32	59.654	2:03.350
23	1 Lap	2:30.473
69	1:04.735	2:03.085
20	1:05.928	2:02.602
27	1:06.335	2:02.784
36	1:06.804	2:04.199
4	1:23.015	2:07.973
47	1:35.045	2:08.971
63	1:43.291	2:07.446

LAP 7 @ 12:43:22.698

NO	BEHIND	LAP TIME
76		1:57.135
21	1 Lap	2:09.515
30	1 Lap	2:11.370
102	12.996	1:58.991

3	21.653	1:59.206
126	28.313	1:58.970
33	29.094	1:58.994
93	35.242	1:59.583
73	40.005	2:00.947
555	46.936	2:01.507
37	47.078	2:01.915
82	47.488	1:59.170
17	1 Lap	2:18.977
106	1:03.881	2:03.350
51	1:04.094	2:02.900
13	1:04.711	2:03.466
25	1:05.002	2:03.284
32	1:05.567	2:03.048
69	1:10.807	2:03.207
27	1:13.471	2:04.271
36	1:13.772	2:04.103
20	1:13.865	2:05.072
23	1 Lap	2:30.449
4	1:33.857	2:07.977
47	1:47.411	2:09.501
63	1:53.832	2:07.676

Weather / Track : Cloudy / Dry

Results can be found at www.tsl-timing.com

Donington Park GP

Circuit Length = 2.4873 miles

Start: 12:29 Flag 12:43 End: 12:45

Printed - 12:47 Sunday, 10 April 2016

BMCRC - MRO Championships 2016 - Rnd 2 @ Donington Park GP

ACU Team Green Junior Cup & Senior 300 Series

RACE 8 - SECTOR ANALYSIS

SECTOR 1 = FL to I1, SECTOR 2 = I1 to FL, DIFF = Difference To Personal Best Lap

P1 76 J Elliot PINSON		Kawasaki -				
IDEAL LAP TIME : 1:53.458		BEST LAP TIME : 1:53.558		DIFFERENCE : 0.100		
LAP	SECTOR 1	SECTOR 2	LAP TIME	MPH	DIFF	TIME OF DAY
1 -		58.548	1:59.421	74.98	5.863	12:31:53.519
2 -	56.008	58.728	1:54.736	78.04	1.178	12:33:48.255
3 -	56.492	58.192	1:54.684 (3)	78.07	1.126	12:35:42.939
4 -	56.300	57.972	1:54.272 (2)	78.36	0.714	12:37:37.211
5 -	56.687	58.107	1:54.794	78.00	1.236	12:39:32.005
6 -	56.108	57.450	1:53.558 (1)	78.85		12:41:25.563
7 -	57.732	59.403	1:57.135	76.44	3.577	12:43:22.698

P2 102 J Charlie FARRER		Kawasaki -				
IDEAL LAP TIME : 1:54.958		BEST LAP TIME : 1:55.441		DIFFERENCE : 0.483		
LAP	SECTOR 1	SECTOR 2	LAP TIME	MPH	DIFF	TIME OF DAY
1 -		59.242	1:59.584	74.87	4.143	12:31:53.682
2 -	56.283	59.158	1:55.441 (1)	77.56		12:33:49.123
3 -	56.918	58.675	1:55.593 (2)	77.46	0.152	12:35:44.716
4 -	57.073	59.723	1:56.796 (3)	76.66	1.355	12:37:41.512
5 -	57.762	59.648	1:57.410	76.26	1.969	12:39:38.922
6 -	58.168	59.613	1:57.781	76.02	2.340	12:41:36.703
7 -	58.603	1:00.388	1:58.991	75.25	3.550	12:43:35.694

P3 3 J Joey LAMBDEN		Kawasaki -				
IDEAL LAP TIME : 1:57.016		BEST LAP TIME : 1:57.443		DIFFERENCE : 0.427		
LAP	SECTOR 1	SECTOR 2	LAP TIME	MPH	DIFF	TIME OF DAY
1 -		59.791	2:01.007	73.99	3.564	12:31:55.105
2 -	57.711	1:00.087	1:57.798 (2)	76.01	0.355	12:33:52.903
3 -	57.525	59.918	1:57.443 (1)	76.24		12:35:50.346
4 -	57.496	1:00.357	1:57.853 (3)	75.97	0.410	12:37:48.199
5 -	57.225	1:01.475	1:58.700	75.43	1.257	12:39:46.899
6 -	57.985	1:00.261	1:58.246	75.72	0.803	12:41:45.145
7 -	58.209	1:00.997	1:59.206	75.11	1.763	12:43:44.351

P4 126 S Gareth HOPKINS		Kawasaki - The wife				
IDEAL LAP TIME : 1:58.072		BEST LAP TIME : 1:58.183		DIFFERENCE : 0.111		
LAP	SECTOR 1	SECTOR 2	LAP TIME	MPH	DIFF	TIME OF DAY
1 -		1:00.712	2:02.557	73.06	4.374	12:31:56.655
2 -	58.521	1:00.629	1:59.150 (3)	75.15	0.967	12:33:55.805
3 -	59.170	1:00.101	1:59.271	75.07	1.088	12:35:55.076
4 -	59.289	1:00.296	1:59.585	74.87	1.402	12:37:54.661
5 -	58.632	59.551	1:58.183 (1)	75.76		12:39:52.844
6 -	58.669	1:00.528	1:59.197	75.12	1.014	12:41:52.041
7 -	59.238	59.732	1:58.970 (2)	75.26	0.787	12:43:51.011

P5 33 J Brandon PAYNE		Kawasaki -				
IDEAL LAP TIME : 1:57.651		BEST LAP TIME : 1:57.851		DIFFERENCE : 0.200		
LAP	SECTOR 1	SECTOR 2	LAP TIME	MPH	DIFF	TIME OF DAY
1 -		1:02.343	2:05.026	71.62	7.175	12:31:59.124
2 -	58.646	1:00.925	1:59.571	74.88	1.720	12:33:58.695
3 -	59.070	1:00.848	1:59.918	74.67	2.067	12:35:58.613
4 -	58.158	1:00.066	1:58.224 (3)	75.74	0.373	12:37:56.837
5 -	57.585	1:00.266	1:57.851 (1)	75.98		12:39:54.688
6 -	57.783	1:00.327	1:58.110 (2)	75.81	0.259	12:41:52.798
7 -	58.881	1:00.113	1:58.994	75.25	1.143	12:43:51.792

P6 93 S Monica ISAAC		Kawasaki - Fins MC and Blockade				
IDEAL LAP TIME : 1:58.070		BEST LAP TIME : 1:58.175		DIFFERENCE : 0.105		
LAP	SECTOR 1	SECTOR 2	LAP TIME	MPH	DIFF	TIME OF DAY

Donington Park GP
 Circuit Length = 2.4873 miles
 Start: 12:29 Flag 12:43 End: 12:45

Weather / Track : Cloudy / Dry

BMCRC - MRO Championships 2016 - Rnd 2 @ Donington Park GP

ACU Team Green Junior Cup & Senior 300 Series

RACE 8 - SECTOR ANALYSIS

SECTOR 1 = FL to I1, SECTOR 2 = I1 to FL, DIFF = Difference To Personal Best Lap

1 -		1:01.464	2:04.855	71.71	6.680	12:31:58.953
2 -	59.182	1:01.766	2:00.948	74.03	2.773	12:33:59.901
3 -	58.139	1:01.459	1:59.598	74.87	1.423	12:35:59.499
4 -	57.959	1:00.677	1:58.636 (2)	75.47	0.461	12:37:58.135
5 -	57.393	1:00.782	1:58.175 (1)	75.77		12:39:56.310
6 -	1:01.139	1:00.908	2:02.047	73.36	3.872	12:41:58.357
7 -	58.554	1:01.029	1:59.583 (3)	74.88	1.408	12:43:57.940

P7	73 S	Sarah JORDAN	Kawasaki - Bernard Elliott Racing			
IDEAL LAP TIME : 1:59.706		BEST LAP TIME : 1:59.717	DIFFERENCE : 0.011			

LAP	SECTOR 1	SECTOR 2	LAP TIME	MPH	DIFF	TIME OF DAY
1 -		1:02.123	2:06.599	70.73	6.882	12:32:00.697
2 -	59.598	1:01.371	2:00.969	74.02	1.252	12:34:01.666
3 -	59.290	1:01.065	2:00.355	74.40	0.638	12:36:02.021
4 -	58.664	1:01.053	1:59.717 (1)	74.79		12:38:01.738
5 -	58.760	1:01.207	1:59.967 (2)	74.64	0.250	12:40:01.705
6 -	59.009	1:01.042	2:00.051 (3)	74.58	0.334	12:42:01.756
7 -	59.585	1:01.362	2:00.947	74.03	1.230	12:44:02.703

P8	555 S	Nick FORD	Kawasaki -			
IDEAL LAP TIME : 2:00.211		BEST LAP TIME : 2:01.310	DIFFERENCE : 1.099			

LAP	SECTOR 1	SECTOR 2	LAP TIME	MPH	DIFF	TIME OF DAY
1 -		1:01.764	2:05.733	71.21	4.423	12:31:59.831
2 -	59.274	1:02.142	2:01.416 (2)	73.75	0.106	12:34:01.247
3 -	59.469	1:02.433	2:01.902	73.45	0.592	12:36:03.149
4 -	59.255	1:02.744	2:01.999	73.39	0.689	12:38:05.148
5 -	59.057	1:02.253	2:01.310 (1)	73.81		12:40:06.458
6 -	1:00.349	1:01.320	2:01.669	73.59	0.359	12:42:08.127
7 -	1:00.353	1:01.154	2:01.507 (3)	73.69	0.197	12:44:09.634

P9	37 S	Craig CLEMONS	Kawasaki - Naomi			
IDEAL LAP TIME : 2:00.416		BEST LAP TIME : 2:00.777	DIFFERENCE : 0.361			

LAP	SECTOR 1	SECTOR 2	LAP TIME	MPH	DIFF	TIME OF DAY
1 -		1:02.090	2:06.302	70.89	5.525	12:32:00.400
2 -	59.733	1:01.814	2:01.547	73.67	0.770	12:34:01.947
3 -	59.337	1:01.440	2:00.777 (1)	74.14		12:36:02.724
4 -	59.879	1:01.497	2:01.376 (3)	73.77	0.599	12:38:04.100
5 -	59.841	1:01.493	2:01.334 (2)	73.80	0.557	12:40:05.434
6 -	1:00.710	1:01.717	2:02.427	73.14	1.650	12:42:07.861
7 -	1:00.836	1:01.079	2:01.915	73.44	1.138	12:44:09.776

P10	82 J	Joe HOLDSWORTH	Kawasaki - tintwise.com			
IDEAL LAP TIME : 1:59.121		BEST LAP TIME : 1:59.170	DIFFERENCE : 0.049			

LAP	SECTOR 1	SECTOR 2	LAP TIME	MPH	DIFF	TIME OF DAY
1 -		1:02.878	2:09.747	69.01	10.577	12:32:03.845
2 -	59.606	1:02.844	2:02.450	73.12	3.280	12:34:06.295
3 -	59.894	1:01.657	2:01.551	73.66	2.381	12:36:07.846
4 -	1:00.739	1:01.536	2:02.275	73.23	3.105	12:38:10.121
5 -	59.342	1:00.840	2:00.182 (2)	74.50	1.012	12:40:10.303
6 -	58.803	1:01.910	2:00.713 (3)	74.17	1.543	12:42:11.016
7 -	58.852	1:00.318	1:59.170 (1)	75.14		12:44:10.186

P11	106 J	Patrick BYRNE	Kawasaki - PKB RACING			
IDEAL LAP TIME : 2:02.765		BEST LAP TIME : 2:02.932	DIFFERENCE : 0.167			

LAP	SECTOR 1	SECTOR 2	LAP TIME	MPH	DIFF	TIME OF DAY
1 -		1:03.031	2:09.475	69.15	6.543	12:32:03.573
2 -	1:00.701	1:04.591	2:05.292	71.46	2.360	12:34:08.865
3 -	1:01.254	1:03.463	2:04.717	71.79	1.785	12:36:13.582
4 -	1:00.271	1:02.675	2:02.946 (2)	72.83	0.014	12:38:16.528

Weather / Track : Cloudy / Dry

Donington Park GP
Circuit Length = 2.4873 miles
Start: 12:29 Flag 12:43 End: 12:45

BMCRC - MRO Championships 2016 - Rnd 2 @ Donington Park GP

ACU Team Green Junior Cup & Senior 300 Series

RACE 8 - SECTOR ANALYSIS

SECTOR 1 = FL to I1, SECTOR 2 = I1 to FL, DIFF = Difference To Personal Best Lap

5 -	1:00.873	1:02.896	2:03.769	72.34	0.837	12:40:20.297
6 -	1:00.438	1:02.494	2:02.932 (1)	72.84		12:42:23.229
7 -	1:00.614	1:02.736	2:03.350 (3)	72.59	0.418	12:44:26.579

P12	51 S	Andy SMITH	Kawasaki - A2N Racing & Opie Oils			
IDEAL LAP TIME : 2:01.702		BEST LAP TIME : 2:02.601	DIFFERENCE : 0.899			
LAP	SECTOR 1	SECTOR 2	LAP TIME	MPH	DIFF	TIME OF DAY
1 -		1:03.076	2:12.713	67.47	10.112	12:32:06.811
2 -	1:00.115	1:03.157	2:03.272	72.63	0.671	12:34:10.083
3 -	1:00.591	1:04.003	2:04.594	71.86	1.993	12:36:14.677
4 -	1:01.197	1:01.826	2:03.023 (3)	72.78	0.422	12:38:17.700
5 -	1:00.590	1:03.001	2:03.591	72.45	0.990	12:40:21.291
6 -	1:00.883	1:01.718	2:02.601 (1)	73.03		12:42:23.892
7 -	59.984	1:02.916	2:02.900 (2)	72.85	0.299	12:44:26.792

P13	13 S	Ben HAWES	Kawasaki -			
IDEAL LAP TIME : 2:01.510		BEST LAP TIME : 2:01.520	DIFFERENCE : 0.010			
LAP	SECTOR 1	SECTOR 2	LAP TIME	MPH	DIFF	TIME OF DAY
1 -		1:04.245	2:13.479	67.08	11.959	12:32:07.577
2 -	59.936	1:02.920	2:02.856 (3)	72.88	1.336	12:34:10.433
3 -	1:01.215	1:03.611	2:04.826	71.73	3.306	12:36:15.259
4 -	59.946	1:01.574	2:01.520 (1)	73.68		12:38:16.779
5 -	1:01.241	1:03.526	2:04.767	71.76	3.247	12:40:21.546
6 -	1:00.397	1:02.000	2:02.397 (2)	73.15	0.877	12:42:23.943
7 -	1:00.809	1:02.657	2:03.466	72.52	1.946	12:44:27.409

P14	25 S	Leon JONES	Kawasaki -			
IDEAL LAP TIME : 2:01.278		BEST LAP TIME : 2:02.640	DIFFERENCE : 1.362			
LAP	SECTOR 1	SECTOR 2	LAP TIME	MPH	DIFF	TIME OF DAY
1 -		1:04.483	2:10.141	68.80	7.501	12:32:04.239
2 -	1:00.494	1:04.147	2:04.641	71.84	2.001	12:34:08.880
3 -	1:01.209	1:04.011	2:05.220	71.50	2.580	12:36:14.100
4 -	1:02.302	1:01.634	2:03.936	72.25	1.296	12:38:18.036
5 -	1:00.415	1:03.325	2:03.740 (3)	72.36	1.100	12:40:21.776
6 -	1:00.971	1:01.669	2:02.640 (1)	73.01		12:42:24.416
7 -	59.644	1:03.640	2:03.284 (2)	72.63	0.644	12:44:27.700

P15	32 S	Paul ROBSON	Kawasaki - Cheffing Solutions			
IDEAL LAP TIME : 2:02.194		BEST LAP TIME : 2:03.048	DIFFERENCE : 0.854			
LAP	SECTOR 1	SECTOR 2	LAP TIME	MPH	DIFF	TIME OF DAY
1 -		1:03.404	2:10.723	68.49	7.675	12:32:04.821
2 -	1:00.231	1:04.760	2:04.991	71.64	1.943	12:34:09.812
3 -	1:02.032	1:03.686	2:05.718	71.22	2.670	12:36:15.530
4 -	1:01.164	1:02.000	2:03.164 (2)	72.70	0.116	12:38:18.694
5 -	1:00.647	1:02.526	2:03.173 (3)	72.69	0.125	12:40:21.867
6 -	1:01.387	1:01.963	2:03.350	72.59	0.302	12:42:25.217
7 -	1:00.471	1:02.577	2:03.048 (1)	72.77		12:44:28.265

P16	69 J	Connor HALL	Kawasaki - S & Y CERAMICS			
IDEAL LAP TIME : 2:02.622		BEST LAP TIME : 2:03.085	DIFFERENCE : 0.463			
LAP	SECTOR 1	SECTOR 2	LAP TIME	MPH	DIFF	TIME OF DAY
1 -		1:05.205	2:15.929	65.87	12.844	12:32:10.027
2 -	1:01.613	1:04.168	2:05.781	71.19	2.696	12:34:15.808
3 -	59.907	1:03.962	2:03.869	72.28	0.784	12:36:19.677
4 -	1:01.154	1:02.853	2:04.007	72.20	0.922	12:38:23.684
5 -	1:00.085	1:03.444	2:03.529 (3)	72.48	0.444	12:40:27.213
6 -	1:00.370	1:02.715	2:03.085 (1)	72.75		12:42:30.298
7 -	1:00.308	1:02.899	2:03.207 (2)	72.67	0.122	12:44:33.505

Weather / Track : Cloudy / Dry

Donington Park GP
Circuit Length = 2.4873 miles
Start: 12:29 Flag 12:43 End: 12:45

BMCRC - MRO Championships 2016 - Rnd 2 @ Donington Park GP

ACU Team Green Junior Cup & Senior 300 Series

RACE 8 - SECTOR ANALYSIS

SECTOR 1 = FL to I1, SECTOR 2 = I1 to FL, DIFF = Difference To Personal Best Lap

P17	27 S	James HOWELLS	Kawasaki -			
IDEAL LAP TIME : 2:02.784		BEST LAP TIME : 2:02.784	DIFFERENCE : 0.000			
LAP	SECTOR 1	SECTOR 2	LAP TIME	MPH	DIFF	TIME OF DAY
1 -		1:04.544	2:13.244	67.20	10.460	12:32:07.342
2 -	1:01.644	1:04.565	2:06.209	70.94	3.425	12:34:13.551
3 -	1:01.917	1:04.332	2:06.249	70.92	3.465	12:36:19.800
4 -	1:01.479	1:03.940	2:05.419	71.39	2.635	12:38:25.219
5 -	1:00.470	1:03.425	2:03.895 (2)	72.27	1.111	12:40:29.114
6 -	1:00.470	1:02.314	2:02.784 (1)	72.92		12:42:31.898
7 -	1:00.843	1:03.428	2:04.271 (3)	72.05	1.487	12:44:36.169
P18	36 J	Harry FOWLE	Kawasaki - A.Fowle Joinery			
IDEAL LAP TIME : 2:02.703		BEST LAP TIME : 2:02.703	DIFFERENCE : 0.000			
LAP	SECTOR 1	SECTOR 2	LAP TIME	MPH	DIFF	TIME OF DAY
1 -		1:04.925	2:14.391	66.62	11.688	12:32:08.489
2 -	1:01.597	1:04.278	2:05.875	71.13	3.172	12:34:14.364
3 -	1:02.440	1:04.364	2:06.804	70.61	4.101	12:36:21.168
4 -	1:01.049	1:03.248	2:04.297	72.04	1.594	12:38:25.465
5 -	1:00.125	1:02.578	2:02.703 (1)	72.97		12:40:28.168
6 -	1:00.402	1:03.797	2:04.199 (3)	72.09	1.496	12:42:32.367
7 -	1:00.461	1:03.642	2:04.103 (2)	72.15	1.400	12:44:36.470
P19	20 J	Kai DICKINSON	Kawasaki - Dad			
IDEAL LAP TIME : 2:02.602		BEST LAP TIME : 2:02.602	DIFFERENCE : 0.000			
LAP	SECTOR 1	SECTOR 2	LAP TIME	MPH	DIFF	TIME OF DAY
1 -		1:04.592	2:12.428	67.61	9.826	12:32:06.526
2 -	1:01.822	1:03.933	2:05.755	71.20	3.153	12:34:12.281
3 -	1:01.908	1:04.352	2:06.260	70.92	3.658	12:36:18.541
4 -	1:02.513	1:03.608	2:06.121	70.99	3.519	12:38:24.662
5 -	1:00.619	1:03.608	2:04.227 (2)	72.08	1.625	12:40:28.889
6 -	1:00.021	1:02.581	2:02.602 (1)	73.03		12:42:31.491
7 -	1:01.016	1:04.056	2:05.072 (3)	71.59	2.470	12:44:36.563
P20	4 J	James DUTTON	Kawasaki -			
IDEAL LAP TIME : 2:06.849		BEST LAP TIME : 2:07.583	DIFFERENCE : 0.734			
LAP	SECTOR 1	SECTOR 2	LAP TIME	MPH	DIFF	TIME OF DAY
1 -		1:05.070	2:15.458	66.10	7.875	12:32:09.556
2 -	1:02.647	1:04.936	2:07.583 (1)	70.18		12:34:17.139
3 -	1:02.799	1:04.980	2:07.779 (3)	70.07	0.196	12:36:24.918
4 -	1:03.387	1:04.202	2:07.589 (2)	70.18	0.006	12:38:32.507
5 -	1:03.785	1:04.313	2:08.098	69.90	0.515	12:40:40.605
6 -	1:03.148	1:04.825	2:07.973	69.97	0.390	12:42:48.578
7 -	1:03.774	1:04.203	2:07.977	69.96	0.394	12:44:56.555
P21	47 S	Matt HILL	Kawasaki -			
IDEAL LAP TIME : 2:08.273		BEST LAP TIME : 2:08.302	DIFFERENCE : 0.029			
LAP	SECTOR 1	SECTOR 2	LAP TIME	MPH	DIFF	TIME OF DAY
1 -		1:06.191	2:17.757	65.00	9.455	12:32:11.855
2 -	1:04.619	1:06.172	2:10.791	68.46	2.489	12:34:22.646
3 -	1:03.610	1:04.692	2:08.302 (1)	69.79		12:36:30.948
4 -	1:04.237	1:05.793	2:10.030	68.86	1.728	12:38:40.978
5 -	1:04.249	1:06.410	2:10.659	68.53	2.357	12:40:51.637
6 -	1:04.308	1:04.663	2:08.971 (2)	69.42	0.669	12:43:00.608
7 -	1:03.843	1:05.658	2:09.501 (3)	69.14	1.199	12:45:10.109
P22	63 S	Samuel SMYTH	Kawasaki -			
IDEAL LAP TIME : 2:06.609		BEST LAP TIME : 2:06.670	DIFFERENCE : 0.061			
LAP	SECTOR 1	SECTOR 2	LAP TIME	MPH	DIFF	TIME OF DAY

Donington Park GP

Circuit Length = 2.4873 miles

Start: 12:29 Flag 12:43 End: 12:45

Weather / Track : Cloudy / Dry

BMCRC - MRO Championships 2016 - Rnd 2 @ Donington Park GP

ACU Team Green Junior Cup & Senior 300 Series

RACE 8 - SECTOR ANALYSIS

SECTOR 1 = FL to I1, SECTOR 2 = I1 to FL, DIFF = Difference To Personal Best Lap

1 -		1:24.335	2:35.517	57.57	28.847	12:32:29.615
2 -	1:03.969	1:06.209	2:10.178	68.78	3.508	12:34:39.793
3 -	1:02.716	1:04.359	2:07.075 (2)	70.46	0.405	12:36:46.868
4 -	1:02.403	1:04.267	2:06.670 (1)	70.69		12:38:53.538
5 -	1:02.768	1:05.102	2:07.870	70.02	1.200	12:41:01.408
6 -	1:03.090	1:04.356	2:07.446 (3)	70.26	0.776	12:43:08.854
7 -	1:02.342	1:05.334	2:07.676	70.13	1.006	12:45:16.530

P23	21 J	Callum SADBERRY	Kawasaki -		
IDEAL LAP TIME :	2:09.515	BEST LAP TIME :	2:09.515	DIFFERENCE :	0.000

LAP	SECTOR 1	SECTOR 2	LAP TIME	MPH	DIFF	TIME OF DAY
1 -		1:16.689	2:30.969	59.31	21.454	12:32:25.067
2 -	1:07.204	1:10.103	2:17.307	65.21	7.792	12:34:42.374
3 -	1:06.502	1:09.235	2:15.737	65.96	6.222	12:36:58.111
4 -	1:05.941	1:06.794	2:12.735 (3)	67.46	3.220	12:39:10.846
5 -	1:04.494	1:06.091	2:10.585 (2)	68.57	1.070	12:41:21.431
6 -	1:03.933	1:05.582	2:09.515 (1)	69.13		12:43:30.946

P24	30 S	Malcolm HOWELL	Kawasaki -		
IDEAL LAP TIME :	2:10.029	BEST LAP TIME :	2:10.796	DIFFERENCE :	0.767

LAP	SECTOR 1	SECTOR 2	LAP TIME	MPH	DIFF	TIME OF DAY
1 -		1:24.714	2:39.287	56.21	28.491	12:32:33.385
2 -	1:07.854	1:05.628	2:13.482	67.08	2.686	12:34:46.867
3 -	1:04.693	1:06.103	2:10.796 (1)	68.46		12:36:57.663
4 -	1:05.312	1:06.466	2:11.778	67.95	0.982	12:39:09.441
5 -	1:05.338	1:05.719	2:11.057 (2)	68.32	0.261	12:41:20.498
6 -	1:06.034	1:05.336	2:11.370 (3)	68.16	0.574	12:43:31.868

P25	17 J	Jordan HARRIS	Kawasaki -		
IDEAL LAP TIME :	2:18.329	BEST LAP TIME :	2:18.977	DIFFERENCE :	0.648

LAP	SECTOR 1	SECTOR 2	LAP TIME	MPH	DIFF	TIME OF DAY
1 -		1:17.925	2:36.439	57.23	17.462	12:32:30.537
2 -	1:13.790	1:12.589	2:26.379	61.17	7.402	12:34:56.916
3 -	1:08.212	1:11.583	2:19.795 (3)	64.05	0.818	12:37:16.711
4 -	1:08.512	1:13.564	2:22.076	63.02	3.099	12:39:38.787
5 -	1:08.319	1:11.219	2:19.538 (2)	64.17	0.561	12:41:58.325
6 -	1:08.860	1:10.117	2:18.977 (1)	64.43		12:44:17.302

P26	23 J	Joe ELLIS	Kawasaki -		
IDEAL LAP TIME :	2:26.906	BEST LAP TIME :	2:26.981	DIFFERENCE :	0.075

LAP	SECTOR 1	SECTOR 2	LAP TIME	MPH	DIFF	TIME OF DAY
1 -		1:18.055	2:36.263	57.30	9.282	12:32:30.361
2 -	1:13.493	1:16.114	2:29.607 (3)	59.85	2.626	12:34:59.968
3 -	1:12.487	1:15.345	2:27.832 (2)	60.57	0.851	12:37:27.800
4 -	1:12.562	1:14.419	2:26.981 (1)	60.92		12:39:54.781
5 -	1:13.186	1:17.287	2:30.473	59.50	3.492	12:42:25.254
6 -	1:13.824	1:16.625	2:30.449	59.51	3.468	12:44:55.703

P27	26 J	Luke HOPKINS	Kawasaki - MUM		
IDEAL LAP TIME :	1:54.874	BEST LAP TIME :	1:55.006	DIFFERENCE :	0.132

LAP	SECTOR 1	SECTOR 2	LAP TIME	MPH	DIFF	TIME OF DAY
1 -		58.384	1:58.500	75.56	3.494	12:31:52.598
2 -	56.526	58.480	1:55.006 (1)	77.86		12:33:47.604
3 -	57.676	58.348	1:56.024	77.17	1.018	12:35:43.628
4 -	56.548	58.855	1:55.403 (3)	77.59	0.397	12:37:39.031
5 -	56.609	58.516	1:55.125 (2)	77.78	0.119	12:39:34.156

Weather / Track : Cloudy / Dry

Donington Park GP
Circuit Length = 2.4873 miles
Start: 12:29 Flag 12:43 End: 12:45

BMCRC - MRO Championships 2016 - Rnd 2 @ Donington Park GP

ACU Team Green Junior Cup & Senior 300 Series

RACE 8 - SECTOR ANALYSIS

SECTOR 1 = FL to I1, SECTOR 2 = I1 to FL, DIFF = Difference To Personal Best Lap

P28		9 S		Graham HAW		Kawasaki - Graham haw joinery	
IDEAL LAP TIME : 1:58.270		BEST LAP TIME : 1:59.244		DIFFERENCE : 0.974			
LAP	SECTOR 1	SECTOR 2	LAP TIME	MPH	DIFF	TIME OF DAY	
1 -		1:00.754	2:02.980	72.81	3.736	12:31:57.078	
2 -	58.350	1:01.067	1:59.417 (2)	74.98	0.173	12:33:56.495	
3 -	59.001	1:00.243	1:59.244 (1)	75.09		12:35:55.739	
4 -	58.878	1:00.660	1:59.538 (3)	74.90	0.294	12:37:55.277	

P29		5 S		Matthew STEVENS		Kawasaki -	
IDEAL LAP TIME : 2:04.960		BEST LAP TIME : 2:04.960		DIFFERENCE : 0.000			
LAP	SECTOR 1	SECTOR 2	LAP TIME	MPH	DIFF	TIME OF DAY	
1 -		1:04.606	2:10.647 (2)	68.53	5.687	12:32:04.745	
2 -	1:00.917	1:04.043	2:04.960 (1)	71.65		12:34:09.705	
3 -	1:04.651	IN PIT	2:19.867 P	64.02	14.907	12:36:29.572	

P30		55 S		Tom STEVENS		Kawasaki -	
IDEAL LAP TIME : 2:08.014		BEST LAP TIME : 2:08.783		DIFFERENCE : 0.769			
LAP	SECTOR 1	SECTOR 2	LAP TIME	MPH	DIFF	TIME OF DAY	
1 -		1:06.322	2:18.950 (3)	64.44	10.167	12:32:13.048	
2 -	1:03.852	1:04.931	2:08.783 (1)	69.53		12:34:21.831	
3 -	1:03.854	1:05.298	2:09.152 (2)	69.33	0.369	12:36:30.983	

BMCRC - MRO Championships 2016 - Rnd 2 @ Donington Park GP

ACU Team Green Junior Cup & Senior 300 Series

RACE 8 - BEST SECTORS

SECTOR 1				SECTOR 2				IDEAL / BEST COMPARISON				
POS	NO	NAME	TIME	NO	NAME	TIME	POS	NO	NAME	IDEAL	BEST	DIFF
									PERFECT LAP	1:53.458		
1	76	PINSON	56.008	76	PINSON	57.450	1	76	PINSON	1:53.458	1:53.558	0.100
2	102	FARRER	56.283	26	HOPKINS	58.348	2	26	HOPKINS	1:54.874	1:55.006	0.132
3	26	HOPKINS	56.526	102	FARRER	58.675	3	102	FARRER	1:54.958	1:55.441	0.483
4	3	LAMBDEN	57.225	126	HOPKINS	59.551	4	3	LAMBDEN	1:57.016	1:57.443	0.427
5	93	ISAAC	57.393	3	LAMBDEN	59.791	5	33	PAYNE	1:57.651	1:57.851	0.200
6	33	PAYNE	57.585	33	PAYNE	1:00.066	6	93	ISAAC	1:58.070	1:58.175	0.105
7	9	HAW	58.027	9	HAW	1:00.243	7	126	HOPKINS	1:58.072	1:58.183	0.111
8	126	HOPKINS	58.521	82	HOLDSWORTH	1:00.318	8	9	HAW	1:58.270	1:59.244	0.974
9	73	JORDAN	58.664	93	ISAAC	1:00.677	9	82	HOLDSWORTH	1:59.121	1:59.170	0.049
10	82	HOLDSWORTH	58.803	73	JORDAN	1:01.042	10	73	JORDAN	1:59.706	1:59.717	0.011
11	555	FORD	59.057	37	CLEMONS	1:01.079	11	555	FORD	2:00.211	2:01.310	1.099
12	37	CLEMONS	59.337	555	FORD	1:01.154	12	37	CLEMONS	2:00.416	2:00.777	0.361
13	25	JONES	59.644	13	HAWES	1:01.574	13	25	JONES	2:01.278	2:02.640	1.362
14	69	HALL	59.907	25	JONES	1:01.634	14	13	HAWES	2:01.510	2:01.520	0.010
15	13	HAWES	59.936	51	SMITH	1:01.718	15	51	SMITH	2:01.702	2:02.601	0.899
16	51	SMITH	59.984	32	ROBSON	1:01.963	16	32	ROBSON	2:02.194	2:03.048	0.854
17	20	DICKINSON	1:00.021	27	HOWELLS	1:02.314	17	20	DICKINSON	2:02.602	2:02.602	0.000
18	36	FOWLE	1:00.125	106	BYRNE	1:02.494	18	69	HALL	2:02.622	2:03.085	0.463
19	32	ROBSON	1:00.231	36	FOWLE	1:02.578	19	36	FOWLE	2:02.703	2:02.703	0.000
20	106	BYRNE	1:00.271	20	DICKINSON	1:02.581	20	106	BYRNE	2:02.765	2:02.932	0.167
21	27	HOWELLS	1:00.470	69	HALL	1:02.715	21	27	HOWELLS	2:02.784	2:02.784	0.000
22	5	STEVENS	1:00.917	5	STEVENS	1:04.043	22	5	STEVENS	2:04.960	2:04.960	0.000
23	63	SMYTH	1:02.342	4	DUTTON	1:04.202	23	63	SMYTH	2:06.609	2:06.670	0.061
24	4	DUTTON	1:02.647	63	SMYTH	1:04.267	24	4	DUTTON	2:06.849	2:07.583	0.734
25	55	STEVENS	1:03.083	47	HILL	1:04.663	25	55	STEVENS	2:08.014	2:08.783	0.769
26	47	HILL	1:03.610	55	STEVENS	1:04.931	26	47	HILL	2:08.273	2:08.302	0.029
27	21	SADBERRY	1:03.933	30	HOWELL	1:05.336	27	21	SADBERRY	2:09.515	2:09.515	0.000
28	30	HOWELL	1:04.693	21	SADBERRY	1:05.582	28	30	HOWELL	2:10.029	2:10.796	0.767
29	17	HARRIS	1:08.212	17	HARRIS	1:10.117	29	17	HARRIS	2:18.329	2:18.977	0.648
30	23	ELLIS	1:12.487	23	ELLIS	1:14.419	30	23	ELLIS	2:26.906	2:26.981	0.075

Weather / Track : Cloudy / Dry

Donington Park GP

Circuit Length = 2.4873 miles

Start: 12:29 Flag 12:43 End: 12:45

Results can be found at www.tsl-timing.com

Printed - 12:46 Sunday, 10 April 2016

BMCRC - MRO Championships 2016 - Rnd 2 @ Donington Park GP



ACU Team Green Junior Cup & Senior 300 Series

RACE 20 - CLASSIFICATION

POS	NO	CL	PIC NAME	ENTRY	LAPS	TIME	GAP	DIFF	MPH	BEST	ON
1	76	J	1 Elliot PINSON	Kawasaki -	6	11:37.035			76.88	1:54.464	5
2	102	J	2 Charlie FARRER	Kawasaki -	6	11:47.200	10.165	10.165	75.77	1:56.353	6
3	3	J	3 Joey LAMBDEN	Kawasaki -	6	11:47.388	10.353	0.188	75.75	1:56.168	6
4	33	J	4 Brandon PAYNE	Kawasaki -	6	11:52.167	15.132	4.779	75.24	1:56.768	4
5	26	J	5 Luke HOPKINS	Kawasaki - MUM	6	12:01.099	24.064	8.932	74.31	1:56.113	5
6	555	S	1 Nick FORD	Kawasaki -	6	12:06.694	29.659	5.595	73.74	2:00.023	6
7	93	S	2 Monica ISAAC	Kawasaki - Fins MC and Blockade	6	12:07.335	30.300	0.641	73.68	1:59.589	6
8	82	J	6 Joe HOLDSWORTH	Kawasaki - tintwise.com	6	12:08.367	31.332	1.032	73.57	1:58.794	4
9	106	J	7 Patrick BYRNE	Kawasaki - PKB RACING	6	12:08.617	31.582	0.250	73.55	1:59.752	4
10	13	S	3 Ben HAWES	Kawasaki -	6	12:09.686	32.651	1.069	73.44	1:58.901	4
11	73	S	4 Sarah JORDAN	Kawasaki - Bernard Elliott Racing	6	12:10.570	33.535	0.884	73.35	2:00.206	4
12	37	S	5 Craig CLEMONS	Kawasaki - Naomi	6	12:12.391	35.356	1.821	73.17	1:59.870	4
13	9	S	6 Graham HAW	Kawasaki - Graham haw joinery	6	12:17.709	40.674	5.318	72.64	2:00.223	4
14	51	S	7 Andy SMITH	Kawasaki - A2N Racing & Opie Oils	6	12:17.999	40.964	0.290	72.61	2:01.421	4
15	69	J	8 Connor HALL	Kawasaki - S & Y CERAMICS	6	12:20.734	43.699	2.735	72.34	2:00.296	5
16	25	S	8 Leon JONES	Kawasaki -	6	12:21.344	44.309	0.610	72.28	2:00.671	4
17	32	S	9 Paul ROBSON	Kawasaki - Cheffing Solutions	6	12:24.453	47.418	3.109	71.98	2:02.249	4
18	36	J	9 Harry FOWLE	Kawasaki - A.Fowle Joinery	6	12:33.647	56.612	9.194	71.10	2:02.869	6
19	20	J	10 Kai DICKINSON	Kawasaki - Dad	6	12:34.283	57.248	0.636	71.04	2:03.416	6
20	27	S	10 James HOWELLS	Kawasaki -	6	12:39.379	1:02.344	5.096	70.57	2:03.528	6
21	4	J	11 James DUTTON	Kawasaki -	6	12:44.698	1:07.663	5.319	70.08	2:05.039	6
22	5	S	11 Matthew STEVENS	Kawasaki -	6	12:45.474	1:08.439	0.776	70.00	2:05.248	6
23	63	S	12 Samuel SMYTH	Kawasaki -	6	12:55.583	1:18.548	10.109	69.09	2:04.090	6
24	55	S	13 Tom STEVENS	Kawasaki -	6	12:57.126	1:20.091	1.543	68.95	2:05.284	6
25	47	S	14 Matt HILL	Kawasaki -	6	13:02.274	1:25.239	5.148	68.50	2:07.435	6
26	21	J	12 Callum SADBERRY	Kawasaki -	6	13:12.676	1:35.641	10.402	67.60	2:08.048	4
27	30	S	15 Malcolm HOWELL	Kawasaki -	6	13:27.818	1:50.783	15.142	66.33	2:12.023	2
28	23	J	13 Joe ELLIS	Kawasaki -	5	12:20.560	1 Lap	1 Lap	60.27	2:24.531	4
29	17	J	14 Jordan HARRIS	Kawasaki -	5	12:36.205	1 Lap	15.645	59.02	2:18.048	5

NOT CLASSIFIED

DNF	126	S	Gareth HOPKINS	Kawasaki - The wife	5	11:08.735	1 Lap		66.74	2:00.179	3
-----	-----	---	----------------	---------------------	---	-----------	-------	--	-------	----------	---

FASTEST LAP

	76	J	Elliot PINSON	Kawasaki -	5	1:54.464			78.22 mph	125.89 kph	
	13	S	Ben HAWES	Kawasaki -	4	1:58.901			75.31 mph	121.19 kph	

Class J - 90% of Race Speed = 69.19 mph

Class S - 90% of Race Speed = 66.36 mph

Donington Park GP

Circuit Length = 2.4873 miles

Start: 16:50 Flag 17:01 End: 17:04

Weather / Track : Cloudy / Dry

These results are provisional until the conclusion of any judicial and technical matters.

Clerk Of Course :	Timekeeper :
-------------------	--------------

Results can be found at www.tsl-timing.com

Printed - 17:04 Sunday, 10 April 2016



BMCRC - MRO Championships 2016 - Rnd 2 @ Donington Park GP

ACU Team Green Junior Cup & Senior 300 Series

RACE 20 - LAP CHART

LAP 1 @ 16:52:30.323

NO	BEHIND	LAP TIME
76		1:59.445
102	0.872	2:00.317
126	2.660	2:02.105
3	3.675	2:03.120
93	5.265	2:04.710
33	5.290	2:04.735
555	5.860	2:05.305
73	6.268	2:05.713
106	6.345	2:05.790
37	6.781	2:06.226
82	6.981	2:06.426
51	8.184	2:07.629
32	8.747	2:08.192
13	9.385	2:08.830
25	10.474	2:09.919
26	10.938	2:10.383
20	12.223	2:11.668
36	12.949	2:12.394
9	13.020	2:12.465
69	14.969	2:14.414
4	15.170	2:14.615
5	16.132	2:15.577
47	16.499	2:15.944
27	17.889	2:17.334
63	19.812	2:19.257
21	21.111	2:20.556
55	22.080	2:21.525
30	23.737	2:23.182
23	32.779	2:32.224
17	33.818	2:33.263

23 1:06.156 2:29.063

30 1:16.171 2:13.202

21 1:35.641 2:15.160

30 1:50.783 2:12.185

LAP 3 @ 16:56:21.300

NO	BEHIND	LAP TIME
76		1:55.291
102	4.575	1:57.860
3	8.029	1:57.088
33	9.919	1:57.520
126	13.093	2:00.179
555	15.550	2:00.337
93	16.382	2:01.409
82	16.762	1:59.474
73	17.176	2:01.579
106	18.207	2:00.791
26	18.459	1:58.720
37	18.708	2:00.968
13	20.615	2:00.177
51	20.995	2:01.504
9	23.735	2:00.826
32	25.196	2:03.930
25	25.715	2:03.569
69	28.558	2:02.095
20	31.911	2:05.070
36	32.241	2:04.991
27	37.820	2:04.739
5	38.561	2:06.795
4	38.964	2:06.958
47	45.307	2:09.325
63	46.370	2:08.596
55	49.478	2:08.425
21	49.850	2:08.986
30	58.540	2:13.757
23	1:39.454	2:28.589

LAP 5 @ 17:00:11.335

NO	BEHIND	LAP TIME
76		1:54.464
102	10.390	1:57.010
3	10.763	1:56.241
23	1 Lap	2:24.531
33	14.431	1:57.779
26	23.484	1:56.113
555	26.214	2:00.199
93	27.289	2:00.331
106	27.853	1:59.929
82	28.185	2:02.664
73	28.539	2:01.192
13	28.866	1:59.385
37	29.097	2:00.554
51	35.528	2:03.147
9	36.106	2:02.183
17	1 Lap	2:23.046
25	38.468	2:02.117
69	39.733	2:00.296
32	40.804	2:03.394
36	50.321	2:03.846
20	50.410	2:04.281
27	55.394	2:03.919
4	59.202	2:05.092
5	59.769	2:05.981
63	1:11.036	2:06.801
55	1:11.385	2:06.067
47	1:14.382	2:08.077
21	1:17.059	2:09.196
126	1:28.278	3:04.026 P
30	1:35.176	2:13.469

LAP 2 @ 16:54:26.009

NO	BEHIND	LAP TIME
76		1:55.686
102	2.006	1:56.820
3	6.232	1:58.243
33	7.690	1:58.086
126	8.205	2:01.231
93	10.264	2:00.685
555	10.504	2:00.330
73	10.888	2:00.306
82	12.579	2:01.284
106	12.707	2:02.048
37	13.031	2:01.936
51	14.782	2:02.284
26	15.030	1:59.778
13	15.729	2:02.030
32	16.557	2:03.496
25	17.437	2:02.649
9	18.200	2:00.866
69	21.754	2:02.471
20	22.132	2:05.595
36	22.541	2:05.278
5	27.057	2:06.611
4	27.297	2:07.813
27	28.372	2:06.169
47	31.273	2:10.460
63	33.065	2:08.939
21	36.155	2:10.730
55	36.344	2:09.950
30	40.074	2:12.023
17	1:03.959	2:25.827

LAP 4 @ 16:58:16.871

NO	BEHIND	LAP TIME
76		1:55.571
102	7.844	1:58.840
3	8.986	1:56.528
17	1 Lap	2:56.021
33	11.116	1:56.768
126	18.716	2:01.194
82	19.985	1:58.794
555	20.479	2:00.500
93	21.422	2:00.611
73	21.811	2:00.206
26	21.835	1:58.947
106	22.388	1:59.752
37	23.007	1:59.870
13	23.945	1:58.901
51	26.845	2:01.421
9	28.387	2:00.223
25	30.815	2:00.671
32	31.874	2:02.249
69	33.901	2:00.914
20	40.593	2:04.253
36	40.939	2:04.269
27	45.939	2:03.690
5	48.252	2:05.262
4	48.574	2:05.181
63	58.699	2:07.900
55	59.782	2:05.875
47	1:00.769	2:11.033
21	1:02.327	2:08.048

LAP 6 @ 17:02:07.913

NO	BEHIND	LAP TIME
76		1:56.578
102	10.165	1:56.353
3	10.353	1:56.168
33	15.132	1:57.279
26	24.064	1:57.158
555	29.659	2:00.023
93	30.300	1:59.589
82	31.332	1:59.725
106	31.582	2:00.307
13	32.651	2:00.363
73	33.535	2:01.574
37	35.356	2:02.837
9	40.674	2:01.146
51	40.964	2:02.014
23	1 Lap	2:26.153
69	43.699	2:00.544
25	44.309	2:02.419
32	47.418	2:03.192
36	56.612	2:02.869
20	57.248	2:03.416
17	1 Lap	2:18.048
27	1:02.344	2:03.528
4	1:07.663	2:05.039
5	1:08.439	2:05.248
63	1:18.548	2:04.090
55	1:20.091	2:05.284
47	1:25.239	2:07.435

Weather / Track : Cloudy / Dry

Donington Park GP

Circuit Length = 2.4873 miles

Start: 16:50 Flag 17:01 End: 17:04

Results can be found at www.tsl-timing.com

Printed - 17:05 Sunday, 10 April 2016

BMCRC - MRO Championships 2016 - Rnd 2 @ Donington Park GP

ACU Team Green Junior Cup & Senior 300 Series

RACE 20 - SECTOR ANALYSIS

SECTOR 1 = FL to I1, SECTOR 2 = I1 to FL, DIFF = Difference To Personal Best Lap

P1 76 J Elliot PINSON		Kawasaki -				
IDEAL LAP TIME : 1:54.464		BEST LAP TIME : 1:54.464		DIFFERENCE : 0.000		
LAP	SECTOR 1	SECTOR 2	LAP TIME	MPH	DIFF	TIME OF DAY
1 -		58.722	1:59.445	74.96	4.981	16:52:30.323
2 -	56.808	58.878	1:55.686	77.40	1.222	16:54:26.009
3 -	56.920	58.371	1:55.291 (2)	77.66	0.827	16:56:21.300
4 -	56.476	59.095	1:55.571 (3)	77.48	1.107	16:58:16.871
5 -	56.256	58.208	1:54.464 (1)	78.22		17:00:11.335
6 -	56.515	1:00.063	1:56.578	76.81	2.114	17:02:07.913

P2 102 J Charlie FARRER		Kawasaki -				
IDEAL LAP TIME : 1:56.132		BEST LAP TIME : 1:56.353		DIFFERENCE : 0.221		
LAP	SECTOR 1	SECTOR 2	LAP TIME	MPH	DIFF	TIME OF DAY
1 -		59.066	2:00.317	74.42	3.964	16:52:31.195
2 -	57.398	59.422	1:56.820 (2)	76.65	0.467	16:54:28.015
3 -	57.841	1:00.019	1:57.860	75.97	1.507	16:56:25.875
4 -	58.130	1:00.710	1:58.840	75.34	2.487	16:58:24.715
5 -	57.690	59.320	1:57.010 (3)	76.52	0.657	17:00:21.725
6 -	57.619	58.734	1:56.353 (1)	76.95		17:02:18.078

P3 3 J Joey LAMBDEN		Kawasaki -				
IDEAL LAP TIME : 1:55.833		BEST LAP TIME : 1:56.168		DIFFERENCE : 0.335		
LAP	SECTOR 1	SECTOR 2	LAP TIME	MPH	DIFF	TIME OF DAY
1 -		1:01.576	2:03.120	72.72	6.952	16:52:33.998
2 -	58.271	59.972	1:58.243	75.72	2.075	16:54:32.241
3 -	57.471	59.617	1:57.088	76.47	0.920	16:56:29.329
4 -	56.947	59.581	1:56.528 (3)	76.84	0.360	16:58:25.857
5 -	56.827	59.414	1:56.241 (2)	77.03	0.073	17:00:22.098
6 -	57.162	59.006	1:56.168 (1)	77.08		17:02:18.266

P4 33 J Brandon PAYNE		Kawasaki -				
IDEAL LAP TIME : 1:56.523		BEST LAP TIME : 1:56.768		DIFFERENCE : 0.245		
LAP	SECTOR 1	SECTOR 2	LAP TIME	MPH	DIFF	TIME OF DAY
1 -		1:01.069	2:04.735	71.78	7.967	16:52:35.613
2 -	57.961	1:00.125	1:58.086	75.82	1.318	16:54:33.699
3 -	58.019	59.501	1:57.520 (3)	76.19	0.752	16:56:31.219
4 -	57.171	59.597	1:56.768 (1)	76.68		16:58:27.987
5 -	58.427	59.352	1:57.779	76.02	1.011	17:00:25.766
6 -	57.720	59.559	1:57.279 (2)	76.35	0.511	17:02:23.045

P5 26 J Luke HOPKINS		Kawasaki - MUM				
IDEAL LAP TIME : 1:56.113		BEST LAP TIME : 1:56.113		DIFFERENCE : 0.000		
LAP	SECTOR 1	SECTOR 2	LAP TIME	MPH	DIFF	TIME OF DAY
1 -		1:02.016	2:10.383	68.67	14.270	16:52:41.261
2 -	59.542	1:00.236	1:59.778	74.75	3.665	16:54:41.039
3 -	57.559	1:01.161	1:58.720 (3)	75.42	2.607	16:56:39.759
4 -	57.774	1:01.173	1:58.947	75.28	2.834	16:58:38.706
5 -	57.424	58.689	1:56.113 (1)	77.11		17:00:34.819
6 -	57.975	59.183	1:57.158 (2)	76.43	1.045	17:02:31.977

P6 555 S Nick FORD		Kawasaki -				
IDEAL LAP TIME : 1:59.746		BEST LAP TIME : 2:00.023		DIFFERENCE : 0.277		
LAP	SECTOR 1	SECTOR 2	LAP TIME	MPH	DIFF	TIME OF DAY
1 -		1:01.933	2:05.305	71.46	5.282	16:52:36.183
2 -	58.784	1:01.546	2:00.330 (3)	74.41	0.307	16:54:36.513
3 -	59.270	1:01.067	2:00.337	74.41	0.314	16:56:36.850
4 -	59.005	1:01.495	2:00.500	74.31	0.477	16:58:37.350
5 -	59.237	1:00.962	2:00.199 (2)	74.49	0.176	17:00:37.549

Weather / Track : Cloudy / Dry

Donington Park GP
Circuit Length = 2.4873 miles
Start: 16:50 Flag 17:01 End: 17:04

BMCRC - MRO Championships 2016 - Rnd 2 @ Donington Park GP

ACU Team Green Junior Cup & Senior 300 Series

RACE 20 - SECTOR ANALYSIS

SECTOR 1 = FL to I1, SECTOR 2 = I1 to FL, DIFF = Difference To Personal Best Lap

6 - 59.052 1:00.971 **2:00.023 (1) 74.60 17:02:37.572**

P7 93 S Monica ISAAC			Kawasaki - Fins MC and Blockade			
IDEAL LAP TIME : 1:59.589		BEST LAP TIME : 1:59.589		DIFFERENCE : 0.000		
LAP	SECTOR 1	SECTOR 2	LAP TIME	MPH	DIFF	TIME OF DAY
1 -		1:01.685	2:04.710	71.80	5.121	16:52:35.588
2 -	58.898	1:01.787	2:00.685	74.19	1.096	16:54:36.273
3 -	59.571	1:01.838	2:01.409	73.75	1.820	16:56:37.682
4 -	58.910	1:01.701	2:00.611 (3)	74.24	1.022	16:58:38.293
5 -	58.568	1:01.763	2:00.331 (2)	74.41	0.742	17:00:38.624
6 -	58.273	1:01.316	1:59.589 (1)	74.87		17:02:38.213

P8 82 J Joe HOLDSWORTH			Kawasaki - tintwise.com			
IDEAL LAP TIME : 1:58.794		BEST LAP TIME : 1:58.794		DIFFERENCE : 0.000		
LAP	SECTOR 1	SECTOR 2	LAP TIME	MPH	DIFF	TIME OF DAY
1 -		1:01.063	2:06.426	70.82	7.632	16:52:37.304
2 -	59.459	1:01.825	2:01.284	73.83	2.490	16:54:38.588
3 -	58.658	1:00.816	1:59.474 (2)	74.94	0.680	16:56:38.062
4 -	58.115	1:00.679	1:58.794 (1)	75.37		16:58:36.856
5 -	1:01.527	1:01.137	2:02.664	72.99	3.870	17:00:39.520
6 -	58.377	1:01.348	1:59.725 (3)	74.79	0.931	17:02:39.245

P9 106 J Patrick BYRNE			Kawasaki - PKB RACING			
IDEAL LAP TIME : 1:59.529		BEST LAP TIME : 1:59.752		DIFFERENCE : 0.223		
LAP	SECTOR 1	SECTOR 2	LAP TIME	MPH	DIFF	TIME OF DAY
1 -		1:01.507	2:05.790	71.18	6.038	16:52:36.668
2 -	1:00.393	1:01.655	2:02.048	73.36	2.296	16:54:38.716
3 -	59.126	1:01.665	2:00.791	74.13	1.039	16:56:39.507
4 -	58.814	1:00.938	1:59.752 (1)	74.77		16:58:39.259
5 -	58.591	1:01.338	1:59.929 (2)	74.66	0.177	17:00:39.188
6 -	58.915	1:01.392	2:00.307 (3)	74.43	0.555	17:02:39.495

P10 13 S Ben HAWES			Kawasaki -			
IDEAL LAP TIME : 1:58.432		BEST LAP TIME : 1:58.901		DIFFERENCE : 0.469		
LAP	SECTOR 1	SECTOR 2	LAP TIME	MPH	DIFF	TIME OF DAY
1 -		1:02.185	2:08.830	69.50	9.929	16:52:39.708
2 -	1:00.622	1:01.408	2:02.030	73.37	3.129	16:54:41.738
3 -	58.637	1:01.540	2:00.177 (3)	74.51	1.276	16:56:41.915
4 -	58.678	1:00.223	1:58.901 (1)	75.31		16:58:40.816
5 -	58.454	1:00.931	1:59.385 (2)	75.00	0.484	17:00:40.201
6 -	58.209	1:02.154	2:00.363	74.39	1.462	17:02:40.564

P11 73 S Sarah JORDAN			Kawasaki - Bernard Elliott Racing			
IDEAL LAP TIME : 2:00.024		BEST LAP TIME : 2:00.206		DIFFERENCE : 0.182		
LAP	SECTOR 1	SECTOR 2	LAP TIME	MPH	DIFF	TIME OF DAY
1 -		1:01.859	2:05.713	71.22	5.507	16:52:36.591
2 -	58.573	1:01.733	2:00.306 (2)	74.43	0.100	16:54:36.897
3 -	59.219	1:02.360	2:01.579	73.65	1.373	16:56:38.476
4 -	58.604	1:01.602	2:00.206 (1)	74.49		16:58:38.682
5 -	58.422	1:02.770	2:01.192 (3)	73.88	0.986	17:00:39.874
6 -	58.766	1:02.808	2:01.574	73.65	1.368	17:02:41.448

P12 37 S Craig CLEMONS			Kawasaki - Naomi			
IDEAL LAP TIME : 1:59.782		BEST LAP TIME : 1:59.870		DIFFERENCE : 0.088		
LAP	SECTOR 1	SECTOR 2	LAP TIME	MPH	DIFF	TIME OF DAY
1 -		1:01.231	2:06.226	70.93	6.356	16:52:37.104
2 -	1:00.210	1:01.726	2:01.936	73.43	2.066	16:54:39.040
3 -	59.442	1:01.526	2:00.968 (3)	74.02	1.098	16:56:40.008

Weather / Track : Cloudy / Dry

Donington Park GP
Circuit Length = 2.4873 miles
Start: 16:50 Flag 17:01 End: 17:04

BMCRC - MRO Championships 2016 - Rnd 2 @ Donington Park GP

ACU Team Green Junior Cup & Senior 300 Series

RACE 20 - SECTOR ANALYSIS

SECTOR 1 = FL to I1, SECTOR 2 = I1 to FL, DIFF = Difference To Personal Best Lap

4 -	58.551	1:01.319	1:59.870 (1)	74.70		16:58:39.878
5 -	59.002	1:01.552	2:00.554 (2)	74.27	0.684	17:00:40.432
6 -	58.745	1:04.092	2:02.837	72.89	2.967	17:02:43.269

P13	9 S	Graham HAW	Kawasaki - Graham haw joinery			
IDEAL LAP TIME : 1:59.939		BEST LAP TIME : 2:00.223	DIFFERENCE : 0.284			
LAP	SECTOR 1	SECTOR 2	LAP TIME	MPH	DIFF	TIME OF DAY
1 -		1:04.055	2:12.465	67.59	12.242	16:52:43.343
2 -	59.955	1:00.911	2:00.866 (3)	74.08	0.643	16:54:44.209
3 -	59.087	1:01.739	2:00.826 (2)	74.11	0.603	16:56:45.035
4 -	59.361	1:00.862	2:00.223 (1)	74.48		16:58:45.258
5 -	59.824	1:02.359	2:02.183	73.28	1.960	17:00:47.441
6 -	59.077	1:02.069	2:01.146	73.91	0.923	17:02:48.587

P14	51 S	Andy SMITH	Kawasaki - A2N Racing & Opie Oils			
IDEAL LAP TIME : 2:01.283		BEST LAP TIME : 2:01.421	DIFFERENCE : 0.138			
LAP	SECTOR 1	SECTOR 2	LAP TIME	MPH	DIFF	TIME OF DAY
1 -		1:01.928	2:07.629	70.15	6.208	16:52:38.507
2 -	1:00.636	1:01.648	2:02.284	73.22	0.863	16:54:40.791
3 -	59.820	1:01.684	2:01.504 (2)	73.69	0.083	16:56:42.295
4 -	59.635	1:01.786	2:01.421 (1)	73.74		16:58:43.716
5 -	1:00.876	1:02.271	2:03.147	72.71	1.726	17:00:46.863
6 -	1:00.118	1:01.896	2:02.014 (3)	73.38	0.593	17:02:48.877

P15	69 J	Connor HALL	Kawasaki - S & Y CERAMICS			
IDEAL LAP TIME : 1:59.616		BEST LAP TIME : 2:00.296	DIFFERENCE : 0.680			
LAP	SECTOR 1	SECTOR 2	LAP TIME	MPH	DIFF	TIME OF DAY
1 -		1:03.581	2:14.414	66.61	14.118	16:52:45.292
2 -	59.717	1:02.754	2:02.471	73.11	2.175	16:54:47.763
3 -	59.411	1:02.684	2:02.095	73.34	1.799	16:56:49.858
4 -	58.400	1:02.514	2:00.914 (3)	74.05	0.618	16:58:50.772
5 -	58.981	1:01.315	2:00.296 (1)	74.43		17:00:51.068
6 -	59.328	1:01.216	2:00.544 (2)	74.28	0.248	17:02:51.612

P16	25 S	Leon JONES	Kawasaki -			
IDEAL LAP TIME : 2:00.671		BEST LAP TIME : 2:00.671	DIFFERENCE : 0.000			
LAP	SECTOR 1	SECTOR 2	LAP TIME	MPH	DIFF	TIME OF DAY
1 -		1:02.594	2:09.919	68.92	9.248	16:52:40.797
2 -	1:00.846	1:01.803	2:02.649	73.00	1.978	16:54:43.446
3 -	1:01.252	1:02.317	2:03.569	72.46	2.898	16:56:47.015
4 -	59.430	1:01.241	2:00.671 (1)	74.20		16:58:47.686
5 -	1:00.420	1:01.697	2:02.117 (2)	73.32	1.446	17:00:49.803
6 -	1:00.939	1:01.480	2:02.419 (3)	73.14	1.748	17:02:52.222

P17	32 S	Paul ROBSON	Kawasaki - Cheffing Solutions			
IDEAL LAP TIME : 2:02.249		BEST LAP TIME : 2:02.249	DIFFERENCE : 0.000			
LAP	SECTOR 1	SECTOR 2	LAP TIME	MPH	DIFF	TIME OF DAY
1 -		1:02.172	2:08.192	69.85	5.943	16:52:39.070
2 -	1:00.676	1:02.820	2:03.496	72.50	1.247	16:54:42.566
3 -	1:01.353	1:02.577	2:03.930	72.25	1.681	16:56:46.496
4 -	1:00.352	1:01.897	2:02.249 (1)	73.24		16:58:48.745
5 -	1:00.513	1:02.881	2:03.394 (3)	72.56	1.145	17:00:52.139
6 -	1:00.713	1:02.479	2:03.192 (2)	72.68	0.943	17:02:55.331

P18	36 J	Harry FOWLE	Kawasaki - A.Fowle Joinery			
IDEAL LAP TIME : 2:02.710		BEST LAP TIME : 2:02.869	DIFFERENCE : 0.159			
LAP	SECTOR 1	SECTOR 2	LAP TIME	MPH	DIFF	TIME OF DAY
1 -		1:04.289	2:12.394	67.63	9.525	16:52:43.272

Weather / Track : Cloudy / Dry

Donington Park GP
Circuit Length = 2.4873 miles
Start: 16:50 Flag 17:01 End: 17:04

BMCRC - MRO Championships 2016 - Rnd 2 @ Donington Park GP

ACU Team Green Junior Cup & Senior 300 Series

RACE 20 - SECTOR ANALYSIS

SECTOR 1 = FL to I1, SECTOR 2 = I1 to FL, DIFF = Difference To Personal Best Lap

2 -	1:01.137	1:04.141	2:05.278	71.47	2.409	16:54:48.550
3 -	1:01.497	1:03.494	2:04.991	71.64	2.122	16:56:53.541
4 -	1:00.881	1:03.388	2:04.269 (3)	72.05	1.400	16:58:57.810
5 -	1:01.226	1:02.620	2:03.846 (2)	72.30	0.977	17:01:01.656
6 -	1:00.090	1:02.779	2:02.869 (1)	72.87		17:03:04.525

P19 20 J Kai DICKINSON		Kawasaki - Dad				
IDEAL LAP TIME : 2:03.416		BEST LAP TIME : 2:03.416		DIFFERENCE : 0.000		
LAP	SECTOR 1	SECTOR 2	LAP TIME	MPH	DIFF	TIME OF DAY
1 -		1:03.682	2:11.668	68.00	8.252	16:52:42.546
2 -	1:01.665	1:03.930	2:05.595	71.29	2.179	16:54:48.141
3 -	1:01.714	1:03.356	2:05.070	71.59	1.654	16:56:53.211
4 -	1:00.849	1:03.404	2:04.253 (2)	72.06	0.837	16:58:57.464
5 -	1:00.986	1:03.295	2:04.281 (3)	72.05	0.865	17:01:01.745
6 -	1:00.598	1:02.818	2:03.416 (1)	72.55		17:03:05.161

P20 27 S James HOWELLS		Kawasaki -				
IDEAL LAP TIME : 2:03.445		BEST LAP TIME : 2:03.528		DIFFERENCE : 0.083		
LAP	SECTOR 1	SECTOR 2	LAP TIME	MPH	DIFF	TIME OF DAY
1 -		1:06.236	2:17.334	65.20	13.806	16:52:48.212
2 -	1:02.630	1:03.539	2:06.169	70.97	2.641	16:54:54.381
3 -	1:01.687	1:03.052	2:04.739	71.78	1.211	16:56:59.120
4 -	1:00.816	1:02.874	2:03.690 (2)	72.39	0.162	16:59:02.810
5 -	1:01.085	1:02.834	2:03.919 (3)	72.26	0.391	17:01:06.729
6 -	1:00.611	1:02.917	2:03.528 (1)	72.48		17:03:10.257

P21 4 J James DUTTON		Kawasaki -				
IDEAL LAP TIME : 2:04.719		BEST LAP TIME : 2:05.039		DIFFERENCE : 0.320		
LAP	SECTOR 1	SECTOR 2	LAP TIME	MPH	DIFF	TIME OF DAY
1 -		1:04.769	2:14.615	66.51	9.576	16:52:45.493
2 -	1:03.787	1:04.026	2:07.813	70.05	2.774	16:54:53.306
3 -	1:03.380	1:03.578	2:06.958	70.53	1.919	16:57:00.264
4 -	1:01.769	1:03.412	2:05.181 (3)	71.53	0.142	16:59:05.445
5 -	1:01.675	1:03.417	2:05.092 (2)	71.58	0.053	17:01:10.537
6 -	1:01.995	1:03.044	2:05.039 (1)	71.61		17:03:15.576

P22 5 S Matthew STEVENS		Kawasaki -				
IDEAL LAP TIME : 2:05.003		BEST LAP TIME : 2:05.248		DIFFERENCE : 0.245		
LAP	SECTOR 1	SECTOR 2	LAP TIME	MPH	DIFF	TIME OF DAY
1 -		1:04.650	2:15.577	66.04	10.329	16:52:46.455
2 -	1:02.244	1:04.367	2:06.611	70.72	1.363	16:54:53.066
3 -	1:02.436	1:04.359	2:06.795	70.62	1.547	16:56:59.861
4 -	1:01.553	1:03.709	2:05.262 (2)	71.48	0.014	16:59:05.123
5 -	1:01.636	1:04.345	2:05.981 (3)	71.07	0.733	17:01:11.104
6 -	1:01.798	1:03.450	2:05.248 (1)	71.49		17:03:16.352

P23 63 S Samuel SMYTH		Kawasaki -				
IDEAL LAP TIME :		BEST LAP TIME : 2:04.090		DIFFERENCE :		
LAP	SECTOR 1	SECTOR 2	LAP TIME	MPH	DIFF	TIME OF DAY
1 -			2:19.257	64.30	15.167	16:52:50.135
2 -			2:08.939	69.44	4.849	16:54:59.074
3 -			2:08.596	69.63	4.506	16:57:07.670
4 -			2:07.900 (3)	70.01	3.810	16:59:15.570
5 -			2:06.801 (2)	70.61	2.711	17:01:22.371
6 -			2:04.090 (1)	72.16		17:03:26.461

Weather / Track : Cloudy / Dry

Donington Park GP
Circuit Length = 2.4873 miles
Start: 16:50 Flag 17:01 End: 17:04

BMCRC - MRO Championships 2016 - Rnd 2 @ Donington Park GP

ACU Team Green Junior Cup & Senior 300 Series

RACE 20 - SECTOR ANALYSIS

SECTOR 1 = FL to I1, SECTOR 2 = I1 to FL, DIFF = Difference To Personal Best Lap

P24 55 S Tom STEVENS		Kawasaki -				
IDEAL LAP TIME : 2:04.590		BEST LAP TIME : 2:05.284				
		DIFFERENCE : 0.694				
LAP	SECTOR 1	SECTOR 2	LAP TIME	MPH	DIFF	TIME OF DAY
1 -		1:06.288	2:21.525	63.27	16.241	16:52:52.403
2 -	1:02.839	1:07.111	2:09.950	68.90	4.666	16:55:02.353
3 -	1:02.885	1:05.540	2:08.425	69.72	3.141	16:57:10.778
4 -	1:02.006	1:03.869	2:05.875 (2)	71.13	0.591	16:59:16.653
5 -	1:01.732	1:04.335	2:06.067 (3)	71.02	0.783	17:01:22.720
6 -	1:02.426	1:02.858	2:05.284 (1)	71.47		17:03:28.004

P25 47 S Matt HILL		Kawasaki -				
IDEAL LAP TIME : 2:07.435		BEST LAP TIME : 2:07.435				
		DIFFERENCE : 0.000				
LAP	SECTOR 1	SECTOR 2	LAP TIME	MPH	DIFF	TIME OF DAY
1 -		1:05.909	2:15.944	65.86	8.509	16:52:46.822
2 -	1:04.140	1:06.320	2:10.460	68.63	3.025	16:54:57.282
3 -	1:04.020	1:05.305	2:09.325 (3)	69.23	1.890	16:57:06.607
4 -	1:05.939	1:05.094	2:11.033	68.33	3.598	16:59:17.640
5 -	1:02.937	1:05.140	2:08.077 (2)	69.91	0.642	17:01:25.717
6 -	1:02.721	1:04.714	2:07.435 (1)	70.26		17:03:33.152

P26 21 J Callum SADBERRY		Kawasaki -				
IDEAL LAP TIME : 2:08.048		BEST LAP TIME : 2:08.048				
		DIFFERENCE : 0.000				
LAP	SECTOR 1	SECTOR 2	LAP TIME	MPH	DIFF	TIME OF DAY
1 -		1:07.974	2:20.556	63.70	12.508	16:52:51.434
2 -	1:04.735	1:05.995	2:10.730	68.49	2.682	16:55:02.164
3 -	1:03.935	1:05.051	2:08.986 (2)	69.42	0.938	16:57:11.150
4 -	1:03.570	1:04.478	2:08.048 (1)	69.93		16:59:19.198
5 -	1:03.898	1:05.298	2:09.196 (3)	69.30	1.148	17:01:28.394
6 -	1:05.688	1:09.472	2:15.160	66.25	7.112	17:03:43.554

P27 30 S Malcolm HOWELL		Kawasaki -				
IDEAL LAP TIME : 2:12.023		BEST LAP TIME : 2:12.023				
		DIFFERENCE : 0.000				
LAP	SECTOR 1	SECTOR 2	LAP TIME	MPH	DIFF	TIME OF DAY
1 -		1:07.438	2:23.182	62.53	11.159	16:52:54.060
2 -	1:05.545	1:06.478	2:12.023 (1)	67.82		16:55:06.083
3 -	1:05.794	1:07.963	2:13.757	66.94	1.734	16:57:19.840
4 -	1:06.123	1:07.079	2:13.202 (3)	67.22	1.179	16:59:33.042
5 -	1:05.921	1:07.548	2:13.469	67.09	1.446	17:01:46.511
6 -	1:05.616	1:06.569	2:12.185 (2)	67.74	0.162	17:03:58.696

P28 23 J Joe ELLIS		Kawasaki -				
IDEAL LAP TIME : 2:24.531		BEST LAP TIME : 2:24.531				
		DIFFERENCE : 0.000				
LAP	SECTOR 1	SECTOR 2	LAP TIME	MPH	DIFF	TIME OF DAY
1 -		1:14.310	2:32.224	58.82	7.693	16:53:03.102
2 -	1:13.404	1:15.659	2:29.063	60.07	4.532	16:55:32.165
3 -	1:12.586	1:16.003	2:28.589 (3)	60.26	4.058	16:58:00.754
4 -	1:11.265	1:13.266	2:24.531 (1)	61.95		17:00:25.285
5 -	1:12.196	1:13.957	2:26.153 (2)	61.26	1.622	17:02:51.438

P29 17 J Jordan HARRIS		Kawasaki -				
IDEAL LAP TIME : 2:18.048		BEST LAP TIME : 2:18.048				
		DIFFERENCE : 0.000				
LAP	SECTOR 1	SECTOR 2	LAP TIME	MPH	DIFF	TIME OF DAY
1 -		1:14.967	2:33.263	58.42	15.215	16:53:04.141
2 -	1:11.969	1:13.858	2:25.827 (3)	61.40	7.779	16:55:29.968
3 -	1:35.794	1:20.227	2:56.021	50.87	37.973	16:58:25.989
4 -	1:07.422	1:15.624	2:23.046 (2)	62.59	4.998	17:00:49.035
5 -	1:07.259	1:10.789	2:18.048 (1)	64.86		17:03:07.083

Weather / Track : Cloudy / Dry

Donington Park GP
Circuit Length = 2.4873 miles
Start: 16:50 Flag 17:01 End: 17:04

BMCRC - MRO Championships 2016 - Rnd 2 @ Donington Park GP

ACU Team Green Junior Cup & Senior 300 Series

RACE 20 - SECTOR ANALYSIS

SECTOR 1 = FL to I1, SECTOR 2 = I1 to FL, DIFF = Difference To Personal Best Lap

P30 126 S		Gareth HOPKINS		Kawasaki - The wife		
IDEAL LAP TIME : 1:59.756		BEST LAP TIME : 2:00.179		DIFFERENCE : 0.423		
LAP	SECTOR 1	SECTOR 2	LAP TIME	MPH	DIFF	TIME OF DAY
1 -		1:00.417	2:02.105	73.33	1.926	16:52:32.983
2 -	59.711	1:01.520	2:01.231 (3)	73.86	1.052	16:54:34.214
3 -	59.339	1:00.840	2:00.179 (1)	74.50		16:56:34.393
4 -	59.801	1:01.393	2:01.194 (2)	73.88	1.015	16:58:35.587
5 -	59.428	IN PIT	3:04.026 P	48.65	1:03.847	17:01:39.613

BMCRC - MRO Championships 2016 - Rnd 2 @ Donington Park GP

ACU Team Green Junior Cup & Senior 300 Series

RACE 20 - BEST SECTORS

SECTOR 1				SECTOR 2				IDEAL / BEST COMPARISON				
POS	NO	NAME	TIME	NO	NAME	TIME	POS	NO	NAME	IDEAL	BEST	DIFF
									PERFECT LAP	1:54.464		
1	76	PINSON	56.256	76	PINSON	58.208	1	76	PINSON	1:54.464	1:54.464	0.000
2	3	LAMBDEN	56.827	26	HOPKINS	58.689	2	3	LAMBDEN	1:55.833	1:56.168	0.335
3	33	PAYNE	57.171	102	FARRER	58.734	3	26	HOPKINS	1:56.113	1:56.113	0.000
4	102	FARRER	57.398	3	LAMBDEN	59.006	4	102	FARRER	1:56.132	1:56.353	0.221
5	26	HOPKINS	57.424	33	PAYNE	59.352	5	33	PAYNE	1:56.523	1:56.768	0.245
6	82	HOLDSWORTH	58.115	13	HAWES	1:00.223	6	13	HAWES	1:58.432	1:58.901	0.469
7	13	HAWES	58.209	126	HOPKINS	1:00.417	7	82	HOLDSWORTH	1:58.794	1:58.794	0.000
8	93	ISAAC	58.273	82	HOLDSWORTH	1:00.679	8	106	BYRNE	1:59.529	1:59.752	0.223
9	69	HALL	58.400	9	HAW	1:00.862	9	93	ISAAC	1:59.589	1:59.589	0.000
10	73	JORDAN	58.422	106	BYRNE	1:00.938	10	69	HALL	1:59.616	2:00.296	0.680
11	37	CLEMONS	58.551	555	FORD	1:00.962	11	555	FORD	1:59.746	2:00.023	0.277
12	106	BYRNE	58.591	69	HALL	1:01.216	12	126	HOPKINS	1:59.756	2:00.179	0.423
13	555	FORD	58.784	37	CLEMONS	1:01.231	13	37	CLEMONS	1:59.782	1:59.870	0.088
14	9	HAW	59.077	25	JONES	1:01.241	14	9	HAW	1:59.939	2:00.223	0.284
15	126	HOPKINS	59.339	93	ISAAC	1:01.316	15	73	JORDAN	2:00.024	2:00.206	0.182
16	25	JONES	59.430	73	JORDAN	1:01.602	16	25	JONES	2:00.671	2:00.671	0.000
17	51	SMITH	59.635	51	SMITH	1:01.648	17	51	SMITH	2:01.283	2:01.421	0.138
18	36	FOWLE	1:00.090	32	ROBSON	1:01.897	18	32	ROBSON	2:02.249	2:02.249	0.000
19	32	ROBSON	1:00.352	36	FOWLE	1:02.620	19	36	FOWLE	2:02.710	2:02.869	0.159
20	20	DICKINSON	1:00.598	20	DICKINSON	1:02.818	20	20	DICKINSON	2:03.416	2:03.416	0.000
21	27	HOWELLS	1:00.611	27	HOWELLS	1:02.834	21	27	HOWELLS	2:03.445	2:03.528	0.083
22	5	STEVENS	1:01.553	55	STEVENS	1:02.858	22	55	STEVENS	2:04.590	2:05.284	0.694
23	4	DUTTON	1:01.675	4	DUTTON	1:03.044	23	4	DUTTON	2:04.719	2:05.039	0.320
24	55	STEVENS	1:01.732	5	STEVENS	1:03.450	24	5	STEVENS	2:05.003	2:05.248	0.245
25	47	HILL	1:02.721	21	SADBERRY	1:04.478	25	47	HILL	2:07.435	2:07.435	0.000
26	21	SADBERRY	1:03.570	47	HILL	1:04.714	26	21	SADBERRY	2:08.048	2:08.048	0.000
27	30	HOWELL	1:05.545	30	HOWELL	1:06.478	27	30	HOWELL	2:12.023	2:12.023	0.000
28	17	HARRIS	1:07.259	17	HARRIS	1:10.789	28	17	HARRIS	2:18.048	2:18.048	0.000
29	23	ELLIS	1:11.265	23	ELLIS	1:13.266	29	23	ELLIS	2:24.531	2:24.531	0.000
30							30	63	SMYTH		2:04.090	

Weather / Track : Cloudy / Dry

Donington Park GP

Circuit Length = 2.4873 miles

Start: 16:50 Flag 17:01 End: 17:04

Results can be found at www.tsl-timing.com

Printed - 17:05 Sunday, 10 April 2016



MRO Powerbikes inc Clubman 1000

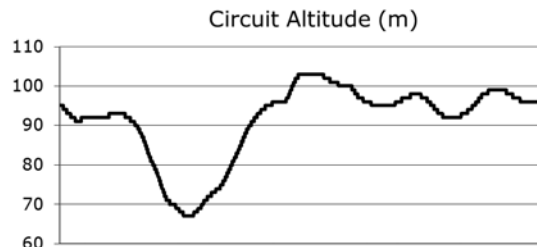
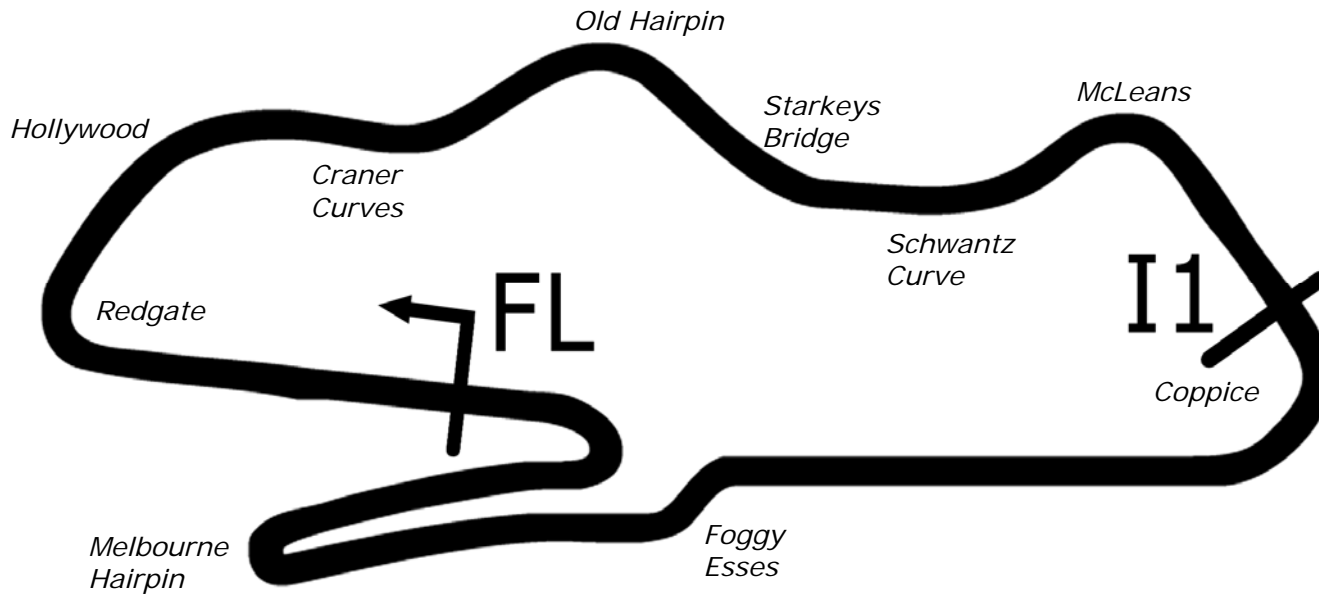
Donington Park GP

9th & 10th April 2016



Results Provided by Timing Solutions Ltd
www.tsl-timing.com

Donington Park GP



Length	1.9790 miles	3185.0 m	
FL		52.82971 N	1.37867 W
I1	2096m	52.82978 N	1.36508 W
Pit Entry	3100m	52.82951 N	1.37832 W
Pit Exit	229m after FL	52.82996 N	1.38205 W
Pit Entry–Pit Exit 287m, 17.2s @60kph, 12.9s @80kph			

All results available at www.tsl-timing.com

BMCRC - MRO Championships 2016 - Rnd 2 @ Donington Park GP



BG Products MRO Powerbikes inc Clubman 1000

QUALIFYING - CLASSIFICATION

POS	NO	CL	PIC NAME	ENTRY	TIME	ON	LAPS	GAP	DIFF	MPH
1	1		Peter BAKER	Kawasaki -	1:37.864	3	3			91.49
2	47		Daryl DANCE	Yamaha - 2 brothers scaffolding/Dad	1:38.190	3	3	0.326	0.326	91.19
3	158		Seb KELLY	Yamaha - Go racing Developments	1:38.198	3	3	0.334	0.008	91.18
4	3		Colin PARKER	Yamaha - Global Robots	1:39.457	2	4	1.593	1.259	90.03
5	31		Jack CROUCHER	Kawasaki -	1:39.670	4	4	1.806	0.213	89.84
6	173		Stephen DRAPER	Kawasaki -	1:40.540	3	4	2.676	0.870	89.06
7	18		David GOWEN	Yamaha -	1:40.698	3	3	2.834	0.158	88.92
8	38		David HEWSON	BMW - Obsession Engineering Limited	1:41.114	3	3	3.250	0.416	88.55
9	70	C	Jamie TIBBLE	Kawasaki -	1:41.615	4	4	3.751	0.501	88.12
10	141		Ramone DURRANI	Kawasaki - rdp plastering ltd/my wallet.com	1:41.866	3	3	4.002	0.251	87.90
11	24		Alan SMITH	Kawasaki - Mervyn Lambert Plant / Orwells Mcs	1:41.900	3	3	4.036	0.034	87.87
12	17	C	Luke ZUCHOWSKI	BMW -	1:43.061	3	3	5.197	1.161	86.88
13	72		Michael O'BRIEN	Yamaha -	1:44.323	3	3	6.459	1.262	85.83
14	25	C	Louis BARTLETT	Kawasaki - McMillian Williams Solicitors	1:45.180	1	2	7.316	0.857	85.13
15	48	C	Christos BOUZOUKIS	BMW -	1:45.531	3	3	7.667	0.351	84.85
16	58		Jamie LOVEDAY	Kawasaki - Insignia signs	1:46.020	2	3	8.156	0.489	84.46
17	46	C	Simon GATES	Yamaha - No Talentino Rossi (Team FATI Yamaha)	1:46.325	3	3	8.461	0.305	84.21
18	8		John COUGHLAN	Aprilia - BIKERSWORLD	1:46.759	3	3	8.895	0.434	83.87
19	64		Barry CHAMBERLAIN	Suzuki - Goldline Maintenance Services	1:47.018	3	3	9.154	0.259	83.67
20	52	C	Lee BARRETT	Honda - LKJ contract cleaning	1:47.277	3	3	9.413	0.259	83.47
21	131	C	Ashley FRANCIS	Kawasaki -	1:47.484	3	3	9.620	0.207	83.30
22	41		David ABRAHAM	Kawasaki - Cambridge Motorcycles	1:47.886	3	3	10.022	0.402	82.99
23	63	C	Keith HATTON	BMW - L.K.J. CONTRACTS	1:47.891	2	3	10.027	0.005	82.99
24	9	C	Mark O'BRIEN	Ducati - obrienhifi.com	1:47.960	3	3	10.096	0.069	82.94
25	57	C	David MILLS	Kawasaki - Area Fifty One Racing	1:48.071	3	3	10.207	0.111	82.85
26	19	C	Chris LAY	Kawasaki -	1:48.607	3	3	10.743	0.536	82.44
27	91	C	Matthew STREETER	Honda - Alltrades Building Services (EA) Ltd	1:49.366	3	3	11.502	0.759	81.87
28	23	C	Rik BALLERINI	Ducati - SCLS LTD Knight Road Racing	1:49.414	1	1	11.550	0.048	81.84
29	5	C	Vincent BUTLER	Yamaha -	1:49.421	3	3	11.557	0.007	81.83
30	74	C	Andrew BURKE	Honda -	1:49.696	3	3	11.832	0.275	81.62
31	85	C	John DAVIS	Yamaha -	1:50.273	3	3	12.409	0.577	81.20
32	108		Jason BREWSTER	Suzuki -	1:50.396	3	3	12.532	0.123	81.11
33	37	C	Aldo MORELLO	BMW - UK Roofing & Plastics/FXR	1:50.740	3	3	12.876	0.344	80.86
34	26	C	Eiren LONGWILL	Honda -	1:52.092	3	3	14.228	1.352	79.88
35	137		Alun JOYCE	Honda - the fitness factory	1:56.536	2	2	18.672	4.444	76.83
36	191		Dave NORTON	Suzuki - Strawberry racing	1:57.075	1	1	19.211	0.539	76.48
37	16		Paul CROWSON	-	1:57.509	2	2	19.645	0.434	76.20

Donington Park GP
 Circuit Length = 2.4873 miles
 Start: 10:38 Flag 00:00 End: 00:00

Weather / Track : Cloudy / Dry
 These results are provisional until the conclusion of any judicial and technical matters.

Clerk Of Course :	Timekeeper :
-------------------	--------------

Results can be found at www.tsl-timing.com

Printed - 10:49 Saturday, 09 April 2016



BMCRC - MRO Championships 2016 - Rnd 2 @ Donington Park GP

BG Products MRO Powerbikes inc Clubman 1000

QUALIFYING - SECTOR ANALYSIS

SECTOR 1 = FL to I1, SECTOR 2 = I1 to FL, DIFF = Difference To Personal Best Lap

P1	1	Peter BAKER	Kawasaki -			
IDEAL LAP TIME : 1:37.312		BEST LAP TIME : 1:37.864		DIFFERENCE : 0.552		
LAP	SECTOR 1	SECTOR 2	LAP TIME	MPH	DIFF	TIME OF DAY
1 -	51.947	51.987	1:43.934 (3)	86.15	6.070	10:42:22.500
2 -	48.580	50.291	1:38.871 (2)	90.56	1.007	10:44:01.371
3 -	47.955	49.909	1:37.864 (1)	91.49		10:45:39.235
P2	47	Daryl DANCE	Yamaha - 2 brothers scaffolding/Dad			
IDEAL LAP TIME : 1:37.381		BEST LAP TIME : 1:38.190		DIFFERENCE : 0.809		
LAP	SECTOR 1	SECTOR 2	LAP TIME	MPH	DIFF	TIME OF DAY
1 -	50.651	51.354	1:42.005 (3)	87.78	3.815	10:42:12.939
2 -	47.523	50.820	1:38.343 (2)	91.05	0.153	10:43:51.282
3 -	48.332	49.858	1:38.190 (1)	91.19		10:45:29.472
P3	158	Seb KELLY	Yamaha - Go racing Developments			
IDEAL LAP TIME : 1:37.939		BEST LAP TIME : 1:38.198		DIFFERENCE : 0.259		
LAP	SECTOR 1	SECTOR 2	LAP TIME	MPH	DIFF	TIME OF DAY
1 -	51.324	51.137	1:42.461 (3)	87.39	4.263	10:42:11.280
2 -	48.157	51.982	1:40.139 (2)	89.42	1.941	10:43:51.419
3 -	48.416	49.782	1:38.198 (1)	91.18		10:45:29.617
P4	3	Colin PARKER	Yamaha - Global Robots			
IDEAL LAP TIME : 1:39.313		BEST LAP TIME : 1:39.457		DIFFERENCE : 0.144		
LAP	SECTOR 1	SECTOR 2	LAP TIME	MPH	DIFF	TIME OF DAY
1 -	55.253	51.979	1:47.232	83.50	7.775	10:41:11.042
2 -	49.073	50.384	1:39.457 (1)	90.03		10:42:50.499
3 -	49.432	50.240	1:39.672 (2)	89.83	0.215	10:44:30.171
4 -	49.498	50.849	1:40.347 (3)	89.23	0.890	10:46:10.518
P5	31	Jack CROUCHER	Kawasaki -			
IDEAL LAP TIME : 1:39.670		BEST LAP TIME : 1:39.670		DIFFERENCE : 0.000		
LAP	SECTOR 1	SECTOR 2	LAP TIME	MPH	DIFF	TIME OF DAY
1 -	53.273	56.855	1:50.128	81.30	10.458	10:41:23.673
2 -	50.664	51.234	1:41.898 (2)	87.87	2.228	10:43:05.571
3 -	50.882	51.425	1:42.307 (3)	87.52	2.637	10:44:47.878
4 -	48.986	50.684	1:39.670 (1)	89.84		10:46:27.548
P6	173	Stephen DRAPER	Kawasaki -			
IDEAL LAP TIME : 1:40.141		BEST LAP TIME : 1:40.540		DIFFERENCE : 0.399		
LAP	SECTOR 1	SECTOR 2	LAP TIME	MPH	DIFF	TIME OF DAY
1 -	54.341	54.516	1:48.857	82.25	8.317	10:41:03.769
2 -	50.311	51.774	1:42.085 (3)	87.71	1.545	10:42:45.854
3 -	48.367	52.173	1:40.540 (1)	89.06		10:44:26.394
4 -	48.544	52.462	1:41.006 (2)	88.65	0.466	10:46:07.400
P7	18	David GOWEN	Yamaha -			
IDEAL LAP TIME : 1:40.251		BEST LAP TIME : 1:40.698		DIFFERENCE : 0.447		
LAP	SECTOR 1	SECTOR 2	LAP TIME	MPH	DIFF	TIME OF DAY
1 -	54.906	55.218	1:50.124 (3)	81.31	9.426	10:42:06.946
2 -	51.526	51.843	1:43.369 (2)	86.62	2.671	10:43:50.315
3 -	49.285	51.413	1:40.698 (1)	88.92		10:45:31.013
P8	38	David HEWSON	BMW - Obsession Engineering Limited			
IDEAL LAP TIME : 1:40.971		BEST LAP TIME : 1:41.114		DIFFERENCE : 0.143		
LAP	SECTOR 1	SECTOR 2	LAP TIME	MPH	DIFF	TIME OF DAY

Weather / Track : Cloudy / Dry

Donington Park GP
Circuit Length = 2.4873 miles
Start: 10:38 Flag 00:00 End: 00:00

BMCRC - MRO Championships 2016 - Rnd 2 @ Donington Park GP

BG Products MRO Powerbikes inc Clubman 1000

QUALIFYING - SECTOR ANALYSIS

SECTOR 1 = FL to I1, SECTOR 2 = I1 to FL, DIFF = Difference To Personal Best Lap

1 -	57.381	56.294	1:53.675 (3)	78.77	12.561	10:42:02.792
2 -	53.015	52.409	1:45.424 (2)	84.93	4.310	10:43:48.216
3 -	50.076	51.038	1:41.114 (1)	88.55		10:45:29.330

P9	70 C	Jamie TIBBLE	Kawasaki -			
IDEAL LAP TIME : 1:41.615		BEST LAP TIME : 1:41.615		DIFFERENCE : 0.000		
LAP	SECTOR 1	SECTOR 2	LAP TIME	MPH	DIFF	TIME OF DAY
1 -	54.336	55.414	1:49.750	81.58	8.135	10:41:04.417
2 -	52.743	52.451	1:45.194 (3)	85.12	3.579	10:42:49.611
3 -	50.089	52.344	1:42.433 (2)	87.41	0.818	10:44:32.044
4 -	49.521	52.094	1:41.615 (1)	88.12		10:46:13.659

P10	141	Ramone DURRANI	Kawasaki - rdp plastering ltd/my wallet.com			
IDEAL LAP TIME : 1:41.866		BEST LAP TIME : 1:41.866		DIFFERENCE : 0.000		
LAP	SECTOR 1	SECTOR 2	LAP TIME	MPH	DIFF	TIME OF DAY
1 -	55.545	56.637	1:52.182 (3)	79.82	10.316	10:42:41.117
2 -	50.155	53.625	1:43.780 (2)	86.28	1.914	10:44:24.897
3 -	49.035	52.831	1:41.866 (1)	87.90		10:46:06.763

P11	24	Alan SMITH	Kawasaki - Mervyn Lambert Plant / Orwells Mcs			
IDEAL LAP TIME : 1:41.454		BEST LAP TIME : 1:41.900		DIFFERENCE : 0.446		
LAP	SECTOR 1	SECTOR 2	LAP TIME	MPH	DIFF	TIME OF DAY
1 -	56.601	56.964	1:53.565 (3)	78.84	11.665	10:42:04.301
2 -	52.357	54.587	1:46.944 (2)	83.73	5.044	10:43:51.245
3 -	49.890	52.010	1:41.900 (1)	87.87		10:45:33.145

P12	17 C	Luke ZUCHOWSKI	BMW -			
IDEAL LAP TIME : 1:43.061		BEST LAP TIME : 1:43.061		DIFFERENCE : 0.000		
LAP	SECTOR 1	SECTOR 2	LAP TIME	MPH	DIFF	TIME OF DAY
1 -	54.704	57.035	1:51.739 (3)	80.13	8.678	10:42:42.529
2 -	51.060	54.568	1:45.628 (2)	84.77	2.567	10:44:28.157
3 -	51.039	52.022	1:43.061 (1)	86.88		10:46:11.218

P13	72	Michael O'BRIEN	Yamaha -			
IDEAL LAP TIME : 1:44.323		BEST LAP TIME : 1:44.323		DIFFERENCE : 0.000		
LAP	SECTOR 1	SECTOR 2	LAP TIME	MPH	DIFF	TIME OF DAY
1 -	1:01.551	56.967	1:58.518 (3)	75.55	14.195	10:41:38.386
2 -	53.894	53.751	1:47.645 (2)	83.18	3.322	10:43:26.031
3 -	51.654	52.669	1:44.323 (1)	85.83		10:45:10.354

P14	25 C	Louis BARTLETT	Kawasaki - McMillian Williams Solicitors			
IDEAL LAP TIME : 1:45.180		BEST LAP TIME : 1:45.180		DIFFERENCE : 0.000		
LAP	SECTOR 1	SECTOR 2	LAP TIME	MPH	DIFF	TIME OF DAY
1 -	51.439	53.741	1:45.180 (1)	85.13		10:44:21.955
2 -	51.747	54.249	1:45.996 (2)	84.47	0.816	10:46:07.951

P15	48 C	Christos BOUZOUKIS	BMW -			
IDEAL LAP TIME : 1:45.085		BEST LAP TIME : 1:45.531		DIFFERENCE : 0.446		
LAP	SECTOR 1	SECTOR 2	LAP TIME	MPH	DIFF	TIME OF DAY
1 -	54.685	55.404	1:50.089 (3)	81.33	4.558	10:41:54.062
2 -	51.111	54.421	1:45.532 (2)	84.85	0.001	10:43:39.594
3 -	51.557	53.974	1:45.531 (1)	84.85		10:45:25.125

P16	58	Jamie LOVEDAY	Kawasaki - Insignia signs			
IDEAL LAP TIME : 1:46.020		BEST LAP TIME : 1:46.020		DIFFERENCE : 0.000		
LAP	SECTOR 1	SECTOR 2	LAP TIME	MPH	DIFF	TIME OF DAY

Weather / Track : Cloudy / Dry

Donington Park GP
Circuit Length = 2.4873 miles
Start: 10:38 Flag 00:00 End: 00:00

BMCRC - MRO Championships 2016 - Rnd 2 @ Donington Park GP

BG Products MRO Powerbikes inc Clubman 1000

QUALIFYING - SECTOR ANALYSIS

SECTOR 1 = FL to I1, SECTOR 2 = I1 to FL, DIFF = Difference To Personal Best Lap

1 -	55.211	56.635	1:51.846 (2)	80.06	5.826	10:42:41.827
2 -	51.395	54.625	1:46.020 (1)	84.46		10:44:27.847
3 -	52.053	IN PIT	1:48.895 P	82.23	2.875	10:46:16.742

P17	46 C	Simon GATES	Yamaha - No Talentino Rossi (Team FATI Yamaha)			
IDEAL LAP TIME : 1:46.325		BEST LAP TIME : 1:46.325		DIFFERENCE : 0.000		
LAP	SECTOR 1	SECTOR 2	LAP TIME	MPH	DIFF	TIME OF DAY
1 -	59.480	57.636	1:57.116 (3)	76.45	10.791	10:41:39.288
2 -	53.493	55.103	1:48.596 (2)	82.45	2.271	10:43:27.884
3 -	51.433	54.892	1:46.325 (1)	84.21		10:45:14.209

P18	8	John COUGHLAN	Aprilia - BIKERSWORLD			
IDEAL LAP TIME : 1:46.759		BEST LAP TIME : 1:46.759		DIFFERENCE : 0.000		
LAP	SECTOR 1	SECTOR 2	LAP TIME	MPH	DIFF	TIME OF DAY
1 -	59.435	59.264	1:58.699 (3)	75.43	11.940	10:42:28.655
2 -	54.007	55.588	1:49.595 (2)	81.70	2.836	10:44:18.250
3 -	52.423	54.336	1:46.759 (1)	83.87		10:46:05.009

P19	64	Barry CHAMBERLAIN	Suzuki - Goldline Maintenance Services			
IDEAL LAP TIME : 1:47.018		BEST LAP TIME : 1:47.018		DIFFERENCE : 0.000		
LAP	SECTOR 1	SECTOR 2	LAP TIME	MPH	DIFF	TIME OF DAY
1 -	59.212	58.225	1:57.437 (3)	76.24	10.419	10:42:29.561
2 -	53.985	55.270	1:49.255 (2)	81.95	2.237	10:44:18.816
3 -	52.277	54.741	1:47.018 (1)	83.67		10:46:05.834

P20	52 C	Lee BARRETT	Honda - LKJ contract cleaning			
IDEAL LAP TIME : 1:46.282		BEST LAP TIME : 1:47.277		DIFFERENCE : 0.995		
LAP	SECTOR 1	SECTOR 2	LAP TIME	MPH	DIFF	TIME OF DAY
1 -	1:03.249	58.802	2:02.051 (3)	73.36	14.774	10:41:19.910
2 -	53.795	54.305	1:48.100 (2)	82.83	0.823	10:43:08.010
3 -	51.977	55.300	1:47.277 (1)	83.47		10:44:55.287

P21	131 C	Ashley FRANCIS	Kawasaki -			
IDEAL LAP TIME : 1:47.484		BEST LAP TIME : 1:47.484		DIFFERENCE : 0.000		
LAP	SECTOR 1	SECTOR 2	LAP TIME	MPH	DIFF	TIME OF DAY
1 -	57.558	58.435	1:55.993 (3)	77.19	8.509	10:41:49.407
2 -	53.702	55.588	1:49.290 (2)	81.93	1.806	10:43:38.697
3 -	52.185	55.299	1:47.484 (1)	83.30		10:45:26.181

P22	41	David ABRAHAM	Kawasaki - Cambridge Motorcycles			
IDEAL LAP TIME : 1:47.590		BEST LAP TIME : 1:47.886		DIFFERENCE : 0.296		
LAP	SECTOR 1	SECTOR 2	LAP TIME	MPH	DIFF	TIME OF DAY
1 -	1:03.223	1:00.900	2:04.123 (3)	72.14	16.237	10:41:22.824
2 -	55.330	54.932	1:50.262 (2)	81.21	2.376	10:43:13.086
3 -	52.658	55.228	1:47.886 (1)	82.99		10:45:00.972

P23	63 C	Keith HATTON	BMW - L.K.J. CONTRACTS			
IDEAL LAP TIME : 1:46.438		BEST LAP TIME : 1:47.891		DIFFERENCE : 1.453		
LAP	SECTOR 1	SECTOR 2	LAP TIME	MPH	DIFF	TIME OF DAY
1 -	57.965	58.603	1:56.568 (3)	76.81	8.677	10:41:32.099
2 -	52.125	55.766	1:47.891 (1)	82.99		10:43:19.990
3 -	53.916	54.313	1:48.229 (2)	82.73	0.338	10:45:08.219

P24	9 C	Mark O'BRIEN	Ducati - obrienhifi.com			
IDEAL LAP TIME : 1:47.960		BEST LAP TIME : 1:47.960		DIFFERENCE : 0.000		
LAP	SECTOR 1	SECTOR 2	LAP TIME	MPH	DIFF	TIME OF DAY

Weather / Track : Cloudy / Dry

Donington Park GP
Circuit Length = 2.4873 miles
Start: 10:38 Flag 00:00 End: 00:00

BMCRC - MRO Championships 2016 - Rnd 2 @ Donington Park GP

BG Products MRO Powerbikes inc Clubman 1000

QUALIFYING - SECTOR ANALYSIS

SECTOR 1 = FL to I1, SECTOR 2 = I1 to FL, DIFF = Difference To Personal Best Lap

1 -	1:03.703	59.721	2:03.424 (3)	72.55	15.464	10:41:44.442
2 -	55.814	56.142	1:51.956 (2)	79.98	3.996	10:43:36.398
3 -	53.634	54.326	1:47.960 (1)	82.94		10:45:24.358

P25	57 C	David MILLS	Kawasaki - Area Fifty One Racing			
IDEAL LAP TIME : 1:47.332		BEST LAP TIME : 1:48.071	DIFFERENCE : 0.739			
LAP	SECTOR 1	SECTOR 2	LAP TIME	MPH	DIFF	TIME OF DAY
1 -	58.885	59.753	1:58.638 (3)	75.47	10.567	10:41:45.858
2 -	54.798	56.972	1:51.770 (2)	80.11	3.699	10:43:37.628
3 -	53.018	55.053	1:48.071 (1)	82.85		10:45:25.699

P26	19 C	Chris LAY	Kawasaki -			
IDEAL LAP TIME : 1:48.291		BEST LAP TIME : 1:48.607	DIFFERENCE : 0.316			
LAP	SECTOR 1	SECTOR 2	LAP TIME	MPH	DIFF	TIME OF DAY
1 -	57.545	57.686	1:55.231 (3)	77.70	6.624	10:41:46.043
2 -	55.108	55.768	1:50.876 (2)	80.76	2.269	10:43:36.919
3 -	53.517	55.090	1:48.607 (1)	82.44		10:45:25.526

P27	91 C	Matthew STREETER	Honda - Alltrades Building Services (EA) Ltd			
IDEAL LAP TIME : 1:49.333		BEST LAP TIME : 1:49.366	DIFFERENCE : 0.033			
LAP	SECTOR 1	SECTOR 2	LAP TIME	MPH	DIFF	TIME OF DAY
1 -	55.415	56.515	1:51.930 (3)	80.00	2.564	10:42:02.550
2 -	53.700	56.460	1:50.160 (2)	81.28	0.794	10:43:52.710
3 -	53.733	55.633	1:49.366 (1)	81.87		10:45:42.076

P28	23 C	Rik BALLERINI	Ducati - SCLS LTD Knight Road Racing			
IDEAL LAP TIME : 1:45.849		BEST LAP TIME : 1:49.414	DIFFERENCE : 3.565			
LAP	SECTOR 1	SECTOR 2	LAP TIME	MPH	DIFF	TIME OF DAY
1 -	54.486	54.928	1:49.414 (1)	81.84		10:45:13.667

P29	5 C	Vincent BUTLER	Yamaha -			
IDEAL LAP TIME : 1:48.629		BEST LAP TIME : 1:49.421	DIFFERENCE : 0.792			
LAP	SECTOR 1	SECTOR 2	LAP TIME	MPH	DIFF	TIME OF DAY
1 -	59.771	1:00.906	2:00.677 (3)	74.20	11.256	10:41:23.687
2 -	54.993	54.910	1:49.903 (2)	81.47	0.482	10:43:13.590
3 -	53.719	55.702	1:49.421 (1)	81.83		10:45:03.011

P30	74 C	Andrew BURKE	Honda -			
IDEAL LAP TIME : 1:48.872		BEST LAP TIME : 1:49.696	DIFFERENCE : 0.824			
LAP	SECTOR 1	SECTOR 2	LAP TIME	MPH	DIFF	TIME OF DAY
1 -	57.669	1:01.050	1:58.719 (3)	75.42	9.023	10:41:24.613
2 -	55.462	56.414	1:51.876 (2)	80.03	2.180	10:43:16.489
3 -	53.764	55.932	1:49.696 (1)	81.62		10:45:06.185

P31	85 C	John DAVIS	Yamaha -			
IDEAL LAP TIME : 1:50.273		BEST LAP TIME : 1:50.273	DIFFERENCE : 0.000			
LAP	SECTOR 1	SECTOR 2	LAP TIME	MPH	DIFF	TIME OF DAY
1 -	59.343	59.832	1:59.175 (3)	75.13	8.902	10:42:05.425
2 -	55.252	56.650	1:51.902 (2)	80.02	1.629	10:43:57.327
3 -	53.892	56.381	1:50.273 (1)	81.20		10:45:47.600

P32	108	Jason BREWSTER	Suzuki -			
IDEAL LAP TIME : 1:50.028		BEST LAP TIME : 1:50.396	DIFFERENCE : 0.368			
LAP	SECTOR 1	SECTOR 2	LAP TIME	MPH	DIFF	TIME OF DAY
1 -	1:01.266	1:01.322	2:02.588 (3)	73.04	12.192	10:41:23.586
2 -	55.853	56.775	1:52.628 (2)	79.50	2.232	10:43:16.214

Weather / Track : Cloudy / Dry

Donington Park GP
Circuit Length = 2.4873 miles
Start: 10:38 Flag 00:00 End: 00:00

BMCRC - MRO Championships 2016 - Rnd 2 @ Donington Park GP

BG Products MRO Powerbikes inc Clubman 1000

QUALIFYING - SECTOR ANALYSIS

SECTOR 1 = FL to I1, SECTOR 2 = I1 to FL, DIFF = Difference To Personal Best Lap

3 - 53.253 57.143 1:50.396 (1) 81.11 10:45:06.610

P33 37 C Aldo MORELLO		BMW - UK Roofing & Plastics/FXR				
IDEAL LAP TIME : 1:50.740		BEST LAP TIME : 1:50.740		DIFFERENCE : 0.000		
LAP	SECTOR 1	SECTOR 2	LAP TIME	MPH	DIFF	TIME OF DAY
1 -	57.907	1:01.269	1:59.176 (3)	75.13	8.436	10:42:03.745
2 -	56.222	56.305	1:52.527 (2)	79.57	1.787	10:43:56.272
3 -	54.586	56.154	1:50.740 (1)	80.86		10:45:47.012

P34 26 C Eiren LONGWILL		Honda -				
IDEAL LAP TIME : 1:52.092		BEST LAP TIME : 1:52.092		DIFFERENCE : 0.000		
LAP	SECTOR 1	SECTOR 2	LAP TIME	MPH	DIFF	TIME OF DAY
1 -	1:06.416	1:00.542	2:06.958 (3)	70.53	14.866	10:41:21.918
2 -	59.138	56.558	1:55.696 (2)	77.39	3.604	10:43:17.614
3 -	56.009	56.083	1:52.092 (1)	79.88		10:45:09.706

P35 137 Alun JOYCE		Honda - the fitness factory				
IDEAL LAP TIME : 1:54.036		BEST LAP TIME : 1:56.536		DIFFERENCE : 2.500		
LAP	SECTOR 1	SECTOR 2	LAP TIME	MPH	DIFF	TIME OF DAY
1 -	1:03.252	1:01.438	2:04.690 (2)	71.81	8.154	10:43:00.733
2 -	58.578	57.958	1:56.536 (1)	76.83		10:44:57.269

P36 191 Dave NORTON		Suzuki - Strawberry racing				
IDEAL LAP TIME : 1:51.395		BEST LAP TIME : 1:57.075		DIFFERENCE : 5.680		
LAP	SECTOR 1	SECTOR 2	LAP TIME	MPH	DIFF	TIME OF DAY
1 -	59.159	57.916	1:57.075 (1)	76.48		10:44:53.850

P37 16 Paul CROWSON		-				
IDEAL LAP TIME : 1:55.061		BEST LAP TIME : 1:57.509		DIFFERENCE : 2.448		
LAP	SECTOR 1	SECTOR 2	LAP TIME	MPH	DIFF	TIME OF DAY
1 -	1:04.061	1:01.379	2:05.440 (2)	71.38	7.931	10:43:00.404
2 -	58.844	58.665	1:57.509 (1)	76.20		10:44:57.913

BMCRC - MRO Championships 2016 - Rnd 2 @ Donington Park GP

BMCRC Rookie 600 & 1000

QUALIFYING - BEST SECTORS

SECTOR 1			SECTOR 2			IDEAL / BEST COMPARISON						
POS	NO	NAME	TIME	NO	NAME	TIME	POS	NO	NAME	IDEAL	BEST	DIFF
									PERFECT LAP	1:44.149		
1	5	O'DONOVAN	50.663	5	O'DONOVAN	53.486	1	5	O'DONOVAN	1:44.149	1:44.912	0.763
2	86	SHOUBRIDGE	52.086	33	GRZEDA	54.131	2	33	GRZEDA	1:47.281	1:47.281	0.000
3	149	HAMMETT	52.147	81	DUFFETT	55.522	3	86	SHOUBRIDGE	1:47.636	1:47.751	0.115
4	26	SEATH	52.979	24	EDSER	55.531	4	149	HAMMETT	1:48.087	1:48.087	0.000
5	33	GRZEDA	53.150	49	CREASK	55.533	5	26	SEATH	1:48.761	1:48.761	0.000
6	11	WHALLEY	53.204	86	SHOUBRIDGE	55.550	6	81	DUFFETT	1:49.161	1:49.161	0.000
7	35	DONEY	53.431	94	BONE	55.574	7	11	WHALLEY	1:49.217	1:49.217	0.000
8	81	DUFFETT	53.639	75	STOCK	55.660	8	24	EDSER	1:49.465	1:49.687	0.222
9	82	SMITH	53.773	26	SEATH	55.782	9	94	BONE	1:49.502	1:49.783	0.281
10	94	BONE	53.928	149	HAMMETT	55.940	10	75	STOCK	1:49.607	1:50.123	0.516
11	24	EDSER	53.934	11	WHALLEY	56.013	11	82	SMITH	1:49.965	1:49.965	0.000
12	75	STOCK	53.947	82	SMITH	56.192	12	35	DONEY	1:50.100	1:50.600	0.500
13	53	SIGGS	54.614	130	BUTTON	56.635	13	49	CREASK	1:50.331	1:50.354	0.023
14	49	CREASK	54.798	35	DONEY	56.669	14	53	SIGGS	1:52.069	1:52.348	0.279
15	15	SIEMIENIUK-JUZWIUK	55.403	21	CHORLTON	56.815	15	15	SIEMIENIUK-JUZWIUK	1:52.376	1:52.865	0.489
16	98	ELLIS	55.626	15	SIEMIENIUK-JUZWIUK	56.973	16	130	BUTTON	1:52.900	1:53.052	0.152
17	28	HARRISON	56.198	98	ELLIS	57.313	17	98	ELLIS	1:52.939	1:54.154	1.215
18	130	BUTTON	56.265	53	SIGGS	57.455	18	21	CHORLTON	1:53.828	1:53.828	0.000
19	41	YOUNG	56.698	30	BRUWER	57.549	19	28	HARRISON	1:54.015	1:54.015	0.000
20	21	CHORLTON	57.013	87	ZAREV	57.565	20	41	YOUNG	1:54.307	1:57.996	3.689
21	19	HART	57.093	17	BAKER	57.596	21	17	BAKER	1:54.909	1:54.909	0.000
22	17	BAKER	57.313	41	YOUNG	57.609	22	30	BRUWER	1:54.927	1:54.927	0.000
23	30	BRUWER	57.378	28	HARRISON	57.817	23	87	ZAREV	1:55.267	1:55.267	0.000
24	87	ZAREV	57.702	95	SMITH	57.893	24	95	SMITH	1:55.674	1:55.768	0.094
25	95	SMITH	57.781	19	HART	58.615	25	19	HART	1:55.708	1:55.803	0.095
26	20	LOGAN	58.404	543	ELLIS	58.974	26	543	ELLIS	1:58.396	1:58.396	0.000
27	543	ELLIS	59.422	20	LOGAN	1:00.152	27	20	LOGAN	1:58.556	1:58.565	0.009
28	70	HENCEL	59.748	70	HENCEL	1:02.441	28	70	HENCEL	2:02.189	2:02.374	0.185
29	28	BARRON	1:05.727	28	BARRON	1:06.777	29	28	BARRON	2:12.504	2:16.280	3.776
30	169	INGRAM	1:15.062	169	INGRAM	1:12.307	30	169	INGRAM	2:27.369	2:27.623	0.254

Weather / Track : Cloudy / Dry

Results can be found at www.tsl-timing.com

Donington Park GP

Circuit Length = 2.4873 miles

Start: 10:26 Flag 10:36 End: 10:38

Printed - 10:39 Saturday, 09 April 2016

BMCRC - MRO Championships 2016 - Rnd 2 @ Donington Park GP



BG Products MRO Powerbikes inc Clubman 1000

RACE 9 - GRID (6 Laps)

ROW 14	42	172	James MCBEAN	41	99	Ross DUNNING	40	64	Mitchell BROOKES	
ROW 13		39	54	Steve HENEGHAN	38	34	Daniel STUART	37	16	Paul CROWSON
ROW 12		36	191	Dave NORTON	35	137	Alun JOYCE	34	26	Eiren LONGWILL
ROW 11		33	37	Aldo MORELLO	32	108	Jason BREWSTER	31	85	John DAVIS
ROW 10		30	74	Andrew BURKE	29	5	Vincent BUTLER	28	23	Rik BALLERINI
ROW 9		27	91	Matthew STREETER	26	19	Chris LAY	25	57	David MILLS
ROW 8		24	9	Mark O'BRIEN	23	63	Keith HATTON	22	41	David ABRAHAM
ROW 7		21	131	Ashley FRANCIS	20	52	Lee BARRETT	19	64	Barry CHAMBERLAIN
ROW 6		18	8	John COUGHLAN	17	46	Simon GATES	16	58	Jamie LOVEDAY
ROW 5		15	48	Christos BOUZOUKIS	14	25	Louis BARTLETT	13	72	Michael O'BRIEN
ROW 4		12	17	Luke ZUCHOWSKI	11	24	Alan SMITH	10	141	Ramone DURRANI
ROW 3		9	70	Jamie TIBBLE	8	38	David HEWSON	7	18	David GOWEN
ROW 2		6	173	Stephen DRAPER	5	31	Jack CROUCHER	4	3	Colin PARKER
ROW 1		3	158	Seb KELLY	2	47	Daryl DANCE	1	1	Peter BAKER
										Pole

Donington Park GP
Circuit Length = 2.4873 miles

These results are provisional until the conclusion of any judicial and technical matters.

Clerk Of Course :		Timekeeper :	
-------------------	--	--------------	--

Results can be found at www.tsl-timing.com

Printed - 10:52 Saturday, 09 April 2016



BMCRC - MRO Championships 2016 - Rnd 2 @ Donington Park GP



BG Products MRO Powerbikes inc Clubman 1000

RACE 9 - CLASSIFICATION

POS	NO	CL	PIC NAME	ENTRY	LAPS	TIME	GAP	DIFF	MPH	BEST	ON
1	3		1 Colin PARKER	Yamaha - Global Robots	6	11:07.529			80.28	1:48.106	6
2	1		2 Peter BAKER	Kawasaki -	6	11:07.557	0.028	0.028	80.27	1:48.785	6
3	47*		3 Daryl DANCE	Yamaha - 2 brothers scaffolding/Dad	6	11:11.018	3.489	3.461	79.86	1:50.367	5
4	158		4 Seb KELLY	Yamaha - Go racing Developments	6	11:16.035	8.506	5.017	79.27	1:49.837	5
5	31		5 Jack CROUCHER	Kawasaki -	6	11:25.890	18.361	9.855	78.13	1:52.377	5
6	173		6 Stephen DRAPER	Kawasaki -	6	11:26.459	18.930	0.569	78.06	1:51.544	6
7	18		7 David GOWEN	Yamaha -	6	11:28.357	20.828	1.898	77.85	1:49.689	6
8	48	C	1 Christos BOUZOUKIS	BMW -	6	11:29.108	21.579	0.751	77.76	1:52.285	6
9	70	C	2 Jamie TIBBLE	Kawasaki -	6	11:30.713	23.184	1.605	77.58	1:53.346	6
10	38		8 David HEWSON	BMW - Obsession Engineering Limited	6	11:33.891	26.362	3.178	77.23	1:52.144	5
11	58		9 Jamie LOVEDAY	Kawasaki - Insignia signs	6	11:34.370	26.841	0.479	77.17	1:52.236	5
12	72		10 Michael O'BRIEN	Yamaha -	6	11:47.842	40.313	13.472	75.70	1:53.491	6
13	23		3 Rik BALLERINI	Ducati - SCLS LTD Knight Road Racing	6	11:48.391	40.862	0.549	75.65	1:52.971	3
14	8		12 John COUGHLAN	Aprilia - BIKERSWORLD	6	11:56.804	49.275	8.413	74.76	1:57.082	6
15	91	C	3 Matthew STREETER	Honda - Alltrades Building Services (EA) Ltd	6	11:58.748	51.219	1.944	74.56	1:57.635	2
16	25	C	4 Louis BARTLETT	Kawasaki - McMillian Williams Solicitors	6	12:02.118	54.589	3.370	74.21	1:55.560	5
17	5	C	5 Vincent BUTLER	Yamaha -	6	12:03.794	56.265	1.676	74.00	1:55.991	5
18	17	C	6 Luke ZUCHOWSKI	BMW -	6	12:04.168	56.639	0.374	74.00	1:57.457	5
19	46	C	7 Simon GATES	Yamaha - No Talentino Rossi (Team FATI Yamaha)	6	12:04.910	57.381	0.742	73.92	1:56.725	6
20	19	C	8 Chris LAY	Kawasaki -	6	12:12.974	1:05.445	8.064	73.11	1:58.167	6
21	131	C	9 Ashley FRANCIS	Kawasaki -	6	12:13.343	1:05.814	0.369	73.07	1:57.372	5
22	9	C	10 Mark O'BRIEN	Ducati - obrienhifi.com	6	12:16.516	1:08.987	3.173	72.76	1:58.487	6
23	57	C	11 David MILLS	Kawasaki - Area Fifty One Racing	6	12:19.449	1:11.920	2.933	72.47	1:58.681	5
24	37	C	12 Aldo MORELLO	BMW - UK Roofing & Plastics/FXR	6	12:19.575	1:12.046	0.126	72.46	1:57.176	6
25	74	C	13 Andrew BURKE	Honda -	6	12:23.692	1:16.163	4.117	72.05	1:59.554	6
26	52	C	14 Lee BARRETT	Honda - LKJ contract cleaning	6	12:24.576	1:17.047	0.884	71.97	2:00.738	3
27	85	C	15 John DAVIS	Yamaha -	6	12:37.519	1:29.990	12.943	70.74	2:02.396	6
28	16		13 Paul CROWSON	-	6	12:52.990	1:45.461	15.471	69.32	2:04.468	6
29	137		14 Alun JOYCE	Honda - the fitness factory	6	12:53.918	1:46.389	0.928	69.24	2:04.713	5
30	172		15 James MCBEAN	Honda - Sytner Leicester	6	13:11.888	2:04.359	17.970	67.67	2:08.995	5

NOT CLASSIFIED

DNF	63	C	Keith HATTON	BMW - L.K.J. CONTRACTS	4	8:16.109	2 Laps	2 Laps	71.92	1:58.902	4
DNF	26	C	Eiren LONGWILL	Honda -	2	4:16.378	4 Laps	2 Laps	69.32	2:00.512	2

FASTEST LAP

	3		Colin PARKER	Yamaha - Global Robots	6	1:48.106			82.83 mph	133.30 kph	
	48	C	Christos BOUZOUKIS	BMW -	6	1:52.285			79.74 mph	128.34 kph	

* BIKE #37 - LOW TRANSPONDER BATTERY, PLEASE CHARGE.

Class - 90% of Race Speed = 72.25 mph

Class C - 90% of Race Speed = 69.98 mph

Donington Park GP

Circuit Length = 2.4873 miles

Start: 16:14 Flag 16:25 End: 16:27

Weather / Track : Cloudy / Damp

These results are provisional until the conclusion of any judicial and technical matters.

Clerk Of Course :	Timekeeper :
-------------------	--------------

Results can be found at www.tsl-timing.com

Printed - 16:33 Saturday, 09 April 2016



BMCRC - MRO Championships 2016 - Rnd 2 @ Donington Park GP

BG Products MRO Powerbikes inc Clubman 1000

RACE 9 - LAP CHART

LAP 1 @ 16:15:56.028

NO	BEHIND	LAP TIME
47		1:54.429
1	1.349	1:55.778
3	1.414	1:55.843
70	4.405	1:58.834
18	5.011	1:59.440
158	5.131	1:59.560
173	6.183	2:00.612
31	6.369	2:00.798
48	8.184	2:02.613
38	9.679	2:04.108
58	10.247	2:04.676
91	11.411	2:05.840
23	12.681	2:07.110
17	13.912	2:08.341
46	14.488	2:08.917
8	14.666	2:09.095
5	16.187	2:10.616
25	16.376	2:10.805
19	16.701	2:11.130
52	18.936	2:13.365
72	18.949	2:13.378
63	19.855	2:14.284
131	20.412	2:14.841
26	21.437	2:15.866
85	21.513	2:15.942
57	21.826	2:16.255
9	22.118	2:16.547
74	22.516	2:16.945
37	22.782	2:17.211
137	24.264	2:18.693
172	24.390	2:18.819
16	25.429	2:19.858

LAP 2 @ 16:17:48.169

NO	BEHIND	LAP TIME
47		1:52.141
1	0.559	1:51.351
3	0.709	1:51.436
158	5.546	1:52.556
18	7.023	1:54.153
70	8.235	1:55.971
31	8.399	1:54.171
173	8.766	1:54.724
48	11.135	1:55.092
58	13.598	1:55.492
38	14.002	1:56.464
91	16.905	1:57.635
23	17.041	1:56.501
8	19.955	1:57.430
17	22.675	2:00.904
72	24.032	1:57.224
46	24.259	2:01.912
5	26.130	2:02.084
25	26.214	2:01.979
19	27.427	2:02.867
52	29.615	2:02.820
26	29.808	2:00.512
131	30.216	2:01.945
63	30.684	2:02.970
9	31.888	2:01.911
57	33.614	2:03.929
37	34.869	2:04.228

LAP 3 @ 16:19:40.029

NO	BEHIND	LAP TIME
1		1:51.301
47	0.243	1:52.103
3	0.293	1:51.444
158	5.214	1:51.528
18	7.805	1:52.642
31	9.366	1:52.827
70	11.066	1:54.691
173	11.410	1:54.504
48	12.336	1:53.061
58	15.895	1:54.157
38	16.546	1:54.404
23	18.152	1:52.971
91	22.746	1:57.701
8	26.399	1:58.304
72	27.234	1:55.062
17	30.845	2:00.030
46	32.265	1:59.866
25	32.777	1:58.423
5	32.857	1:58.587
19	35.919	2:00.352
52	38.493	2:00.738
63	38.777	1:59.953
131	39.433	2:01.077
9	40.437	2:00.409
57	44.818	2:03.064
37	45.582	2:02.573
74	46.108	2:02.687
85	49.701	2:05.158
137	59.020	2:08.051
16	59.777	2:09.498
172	1:02.538	2:12.555

LAP 4 @ 16:21:30.805

NO	BEHIND	LAP TIME
1		1:50.776
47	0.256	1:50.789
3	0.512	1:50.995
158	5.455	1:51.017
31	11.712	1:53.122
173	13.851	1:53.217
70	14.242	1:53.952
48	15.058	1:53.498
18	18.854	2:01.825
38	19.986	1:54.216
58	20.588	1:55.469
23	21.818	1:54.442
91	30.456	1:58.486
72	31.610	1:55.152
8	33.388	1:57.765
17	39.420	1:59.351
5	41.233	1:59.152
25	41.335	1:59.334
46	41.514	2:00.025
19	46.603	2:01.460
63	46.903	1:58.902
131	48.633	1:59.976

9	50.133	2:00.472
52	50.356	2:02.639
57	52.880	1:58.838
37	54.239	1:59.433
74	55.138	1:59.806
85	1:02.569	2:03.644
137	1:14.218	2:05.974
16	1:14.594	2:05.593
172	1:23.277	2:11.515

LAP 5 @ 16:23:20.371

NO	BEHIND	LAP TIME
1		1:49.566
3	0.651	1:49.705
47	1.057	1:50.367
158	5.726	1:49.837
31	14.523	1:52.377
173	16.143	1:51.858
48	18.051	1:52.559
70	18.595	1:53.919
18	19.896	1:50.608
38	22.564	1:52.144
58	23.258	1:52.236
23	25.629	1:53.377
72	35.579	1:53.535
91	39.859	1:58.969
8	40.950	1:57.128
17	47.311	1:57.457
25	47.329	1:55.560
5	47.658	1:55.991
46	49.413	1:57.465
19	56.035	1:58.998
131	56.439	1:57.372
9	59.257	1:58.690
57	1:01.995	1:58.681
37	1:03.627	1:58.954
52	1:04.889	2:04.099
74	1:05.366	1:59.794
85	1:16.351	2:03.348
137	1:29.365	2:04.713
16	1:29.750	2:04.722
172	1:42.706	2:08.995

LAP 6 @ 16:25:09.128

NO	BEHIND	LAP TIME
3		1:48.106
1	0.028	1:48.785
47	3.489	1:51.189
158	8.506	1:51.537
31	18.361	1:52.595
173	18.930	1:51.544
18	20.828	1:49.689
48	21.579	1:52.285
70	23.184	1:53.346
38	26.362	1:52.555
58	26.841	1:52.340
72	40.313	1:53.491
23	40.862	2:03.990
8	49.275	1:57.082
91	51.219	2:00.117
25	54.589	1:56.017
5	56.265	1:57.364
17	56.639	1:58.085
46	57.381	1:56.725

19	1:05.445	1:58.167
131	1:05.814	1:58.132
9	1:08.987	1:58.487
57	1:11.920	1:58.682
37	1:12.046	1:57.176
74	1:16.163	1:59.554
52	1:17.047	2:00.915
85	1:29.990	2:02.396
16	1:45.461	2:04.468
137	1:46.389	2:05.781
172	2:04.359	2:10.410

Weather / Track : Cloudy / Damp

Donington Park GP

Circuit Length = 2.4873 miles

Start: 16:14 Flag 16:25 End: 16:27

BMCRC - MRO Championships 2016 - Rnd 2 @ Donington Park GP

BG Products MRO Powerbikes inc Clubman 1000

RACE 9 - SECTOR ANALYSIS

SECTOR 1 = FL to I1, SECTOR 2 = I1 to FL, DIFF = Difference To Personal Best Lap

P1		3		Colin PARKER		Yamaha - Global Robots	
IDEAL LAP TIME : 1:48.106		BEST LAP TIME : 1:48.106		DIFFERENCE : 0.000			
LAP	SECTOR 1	SECTOR 2	LAP TIME	MPH	DIFF	TIME OF DAY	
1 -		56.744	1:55.843	77.29	7.737	16:15:57.442	
2 -	54.648	56.788	1:51.436	80.35	3.330	16:17:48.878	
3 -	55.059	56.385	1:51.444	80.34	3.338	16:19:40.322	
4 -	54.860	56.135	1:50.995 (3)	80.67	2.889	16:21:31.317	
5 -	54.290	55.415	1:49.705 (2)	81.62	1.599	16:23:21.022	
6 -	53.039	55.067	1:48.106 (1)	82.83		16:25:09.128	

P2		1		Peter BAKER		Kawasaki -	
IDEAL LAP TIME : 1:48.785		BEST LAP TIME : 1:48.785		DIFFERENCE : 0.000			
LAP	SECTOR 1	SECTOR 2	LAP TIME	MPH	DIFF	TIME OF DAY	
1 -		57.162	1:55.778	77.34	6.993	16:15:57.377	
2 -	54.372	56.979	1:51.351	80.41	2.566	16:17:48.728	
3 -	54.687	56.614	1:51.301	80.45	2.516	16:19:40.029	
4 -	54.154	56.622	1:50.776 (3)	80.83	1.991	16:21:30.805	
5 -	53.544	56.022	1:49.566 (2)	81.72	0.781	16:23:20.371	
6 -	53.306	55.479	1:48.785 (1)	82.31		16:25:09.156	

P3		47		Daryl DANCE		Yamaha - 2 brothers scaffolding/Dad	
IDEAL LAP TIME : 1:50.122		BEST LAP TIME : 1:50.367		DIFFERENCE : 0.245			
LAP	SECTOR 1	SECTOR 2	LAP TIME	MPH	DIFF	TIME OF DAY	
1 -		56.695	1:54.429	78.25	4.062	16:15:56.028	
2 -	54.821	57.320	1:52.141	79.84	1.774	16:17:48.169	
3 -	55.435	56.668	1:52.103	79.87	1.736	16:19:40.272	
4 -	54.442	56.347	1:50.789 (2)	80.82	0.422	16:21:31.061	
5 -	54.182	56.185	1:50.367 (1)	81.13		16:23:21.428	
6 -	53.937	57.252	1:51.189 (3)	80.53	0.822	16:25:12.617	

P4		158		Seb KELLY		Yamaha - Go racing Developments	
IDEAL LAP TIME : 1:49.837		BEST LAP TIME : 1:49.837		DIFFERENCE : 0.000			
LAP	SECTOR 1	SECTOR 2	LAP TIME	MPH	DIFF	TIME OF DAY	
1 -		58.438	1:59.560	74.89	9.723	16:16:01.159	
2 -	55.542	57.014	1:52.556	79.55	2.719	16:17:53.715	
3 -	54.453	57.075	1:51.528 (3)	80.28	1.691	16:19:45.243	
4 -	54.758	56.259	1:51.017 (2)	80.65	1.180	16:21:36.260	
5 -	54.110	55.727	1:49.837 (1)	81.52		16:23:26.097	
6 -	54.474	57.063	1:51.537	80.28	1.700	16:25:17.634	

P5		31		Jack CROUCHER		Kawasaki -	
IDEAL LAP TIME : 1:52.377		BEST LAP TIME : 1:52.377		DIFFERENCE : 0.000			
LAP	SECTOR 1	SECTOR 2	LAP TIME	MPH	DIFF	TIME OF DAY	
1 -		59.240	2:00.798	74.12	8.421	16:16:02.397	
2 -	55.912	58.259	1:54.171	78.43	1.794	16:17:56.568	
3 -	55.321	57.506	1:52.827 (3)	79.36	0.450	16:19:49.395	
4 -	54.947	58.175	1:53.122	79.15	0.745	16:21:42.517	
5 -	54.935	57.442	1:52.377 (1)	79.68		16:23:34.894	
6 -	55.147	57.448	1:52.595 (2)	79.52	0.218	16:25:27.489	

P6		173		Stephen DRAPER		Kawasaki -	
IDEAL LAP TIME : 1:51.544		BEST LAP TIME : 1:51.544		DIFFERENCE : 0.000			
LAP	SECTOR 1	SECTOR 2	LAP TIME	MPH	DIFF	TIME OF DAY	
1 -		58.546	2:00.612	74.24	9.068	16:16:02.211	
2 -	56.710	58.014	1:54.724	78.05	3.180	16:17:56.935	
3 -	56.026	58.478	1:54.504	78.20	2.960	16:19:51.439	
4 -	55.763	57.454	1:53.217 (3)	79.09	1.673	16:21:44.656	
5 -	55.245	56.613	1:51.858 (2)	80.05	0.314	16:23:36.514	

Weather / Track : Cloudy / Damp

Donington Park GP
Circuit Length = 2.4873 miles
Start: 16:14 Flag 16:25 End: 16:27

BMCRC - MRO Championships 2016 - Rnd 2 @ Donington Park GP

BG Products MRO Powerbikes inc Clubman 1000

RACE 9 - SECTOR ANALYSIS

SECTOR 1 = FL to I1, SECTOR 2 = I1 to FL, DIFF = Difference To Personal Best Lap

6 - 54.939 56.605 1:51.544 (1) 80.27 16:25:28.058

P7 18 David GOWEN		Yamaha -				
IDEAL LAP TIME : 1:49.689		BEST LAP TIME : 1:49.689		DIFFERENCE : 0.000		
LAP	SECTOR 1	SECTOR 2	LAP TIME	MPH	DIFF	TIME OF DAY
1 -		58.447	1:59.440	74.97	9.751	16:16:01.039
2 -	56.220	57.933	1:54.153	78.44	4.464	16:17:55.192
3 -	54.842	57.800	1:52.642 (3)	79.49	2.953	16:19:47.834
4 -	1:05.123	56.702	2:01.825	73.50	12.136	16:21:49.659
5 -	54.589	56.019	1:50.608 (2)	80.95	0.919	16:23:40.267
6 -	54.140	55.549	1:49.689 (1)	81.63		16:25:29.956

P8 48 C Christos BOUZOUKIS		BMW -				
IDEAL LAP TIME : 1:52.254		BEST LAP TIME : 1:52.285		DIFFERENCE : 0.031		
LAP	SECTOR 1	SECTOR 2	LAP TIME	MPH	DIFF	TIME OF DAY
1 -		1:00.112	2:02.613	73.03	10.328	16:16:04.212
2 -	56.525	58.567	1:55.092	77.80	2.807	16:17:59.304
3 -	56.012	57.049	1:53.061 (3)	79.20	0.776	16:19:52.365
4 -	55.274	58.224	1:53.498	78.89	1.213	16:21:45.863
5 -	55.578	56.981	1:52.559 (2)	79.55	0.274	16:23:38.422
6 -	55.273	57.012	1:52.285 (1)	79.74		16:25:30.707

P9 70 C Jamie TIBBLE		Kawasaki -				
IDEAL LAP TIME : 1:53.046		BEST LAP TIME : 1:53.346		DIFFERENCE : 0.300		
LAP	SECTOR 1	SECTOR 2	LAP TIME	MPH	DIFF	TIME OF DAY
1 -		58.769	1:58.834	75.35	5.488	16:16:00.433
2 -	56.043	59.928	1:55.971	77.21	2.625	16:17:56.404
3 -	56.294	58.397	1:54.691	78.07	1.345	16:19:51.095
4 -	55.823	58.129	1:53.952 (3)	78.58	0.606	16:21:45.047
5 -	55.705	58.214	1:53.919 (2)	78.60	0.573	16:23:38.966
6 -	56.005	57.341	1:53.346 (1)	79.00		16:25:32.312

P10 38 David HEWSON		BMW - Obsession Engineering Limited				
IDEAL LAP TIME : 1:52.144		BEST LAP TIME : 1:52.144		DIFFERENCE : 0.000		
LAP	SECTOR 1	SECTOR 2	LAP TIME	MPH	DIFF	TIME OF DAY
1 -		1:00.269	2:04.108	72.15	11.964	16:16:05.707
2 -	57.938	58.526	1:56.464	76.88	4.320	16:18:02.171
3 -	56.162	58.242	1:54.404	78.27	2.260	16:19:56.575
4 -	56.949	57.267	1:54.216 (3)	78.39	2.072	16:21:50.791
5 -	55.547	56.597	1:52.144 (1)	79.84		16:23:42.935
6 -	55.606	56.949	1:52.555 (2)	79.55	0.411	16:25:35.490

P11 58 Jamie LOVEDAY		Kawasaki - Insignia signs				
IDEAL LAP TIME : 1:52.236		BEST LAP TIME : 1:52.236		DIFFERENCE : 0.000		
LAP	SECTOR 1	SECTOR 2	LAP TIME	MPH	DIFF	TIME OF DAY
1 -		1:00.388	2:04.676	71.82	12.440	16:16:06.275
2 -	56.850	58.642	1:55.492	77.53	3.256	16:18:01.767
3 -	56.011	58.146	1:54.157 (3)	78.43	1.921	16:19:55.924
4 -	57.165	58.304	1:55.469	77.54	3.233	16:21:51.393
5 -	55.389	56.847	1:52.236 (1)	79.78		16:23:43.629
6 -	55.398	56.942	1:52.340 (2)	79.70	0.104	16:25:35.969

P12 72 Michael O'BRIEN		Yamaha -				
IDEAL LAP TIME : 1:53.414		BEST LAP TIME : 1:53.491		DIFFERENCE : 0.077		
LAP	SECTOR 1	SECTOR 2	LAP TIME	MPH	DIFF	TIME OF DAY
1 -		1:02.703	2:13.378	67.13	19.887	16:16:14.977
2 -	57.889	59.335	1:57.224	76.38	3.733	16:18:12.201
3 -	56.848	58.214	1:55.062 (3)	77.82	1.571	16:20:07.263

Weather / Track : Cloudy / Damp

Donington Park GP
Circuit Length = 2.4873 miles
Start: 16:14 Flag 16:25 End: 16:27

BMCRC - MRO Championships 2016 - Rnd 2 @ Donington Park GP

BG Products MRO Powerbikes inc Clubman 1000

RACE 9 - SECTOR ANALYSIS

SECTOR 1 = FL to I1, SECTOR 2 = I1 to FL, DIFF = Difference To Personal Best Lap

4 -	56.856	58.296	1:55.152	77.76	1.661	16:22:02.415
5 -	55.885	57.650	1:53.535 (2)	78.86	0.044	16:23:55.950
6 -	55.764	57.727	1:53.491 (1)	78.90		16:25:49.441

P13	23 C	Rik BALLERINI	Ducati - SCLS LTD Knight Road Racing			
IDEAL LAP TIME : 1:52.971		BEST LAP TIME : 1:52.971		DIFFERENCE : 0.000		
LAP	SECTOR 1	SECTOR 2	LAP TIME	MPH	DIFF	TIME OF DAY
1 -		1:01.388	2:07.110	70.44	14.139	16:16:08.709
2 -	56.485	1:00.016	1:56.501	76.86	3.530	16:18:05.210
3 -	55.051	57.920	1:52.971 (1)	79.26		16:19:58.181
4 -	55.702	58.740	1:54.442 (3)	78.24	1.471	16:21:52.623
5 -	55.393	57.984	1:53.377 (2)	78.97	0.406	16:23:46.000
6 -	55.986	1:08.004	2:03.990	72.21	11.019	16:25:49.990

P14	8	John COUGHLAN	Aprilia - BIKERSWORLD			
IDEAL LAP TIME : 1:56.699		BEST LAP TIME : 1:57.082		DIFFERENCE : 0.383		
LAP	SECTOR 1	SECTOR 2	LAP TIME	MPH	DIFF	TIME OF DAY
1 -		1:02.269	2:09.095	69.36	12.013	16:16:10.694
2 -	58.107	59.323	1:57.430 (3)	76.25	0.348	16:18:08.124
3 -	57.952	1:00.352	1:58.304	75.69	1.222	16:20:06.428
4 -	57.376	1:00.389	1:57.765	76.03	0.683	16:22:04.193
5 -	57.475	59.653	1:57.128 (2)	76.45	0.046	16:24:01.321
6 -	57.421	59.661	1:57.082 (1)	76.48		16:25:58.403

P15	91 C	Matthew STREETER	Honda - Alltrades Building Services (EA) Ltd			
IDEAL LAP TIME : 1:57.550		BEST LAP TIME : 1:57.635		DIFFERENCE : 0.085		
LAP	SECTOR 1	SECTOR 2	LAP TIME	MPH	DIFF	TIME OF DAY
1 -		1:01.750	2:05.840	71.15	8.205	16:16:07.439
2 -	57.687	59.948	1:57.635 (1)	76.12		16:18:05.074
3 -	57.838	59.863	1:57.701 (2)	76.07	0.066	16:20:02.775
4 -	58.367	1:00.119	1:58.486 (3)	75.57	0.851	16:22:01.261
5 -	58.549	1:00.420	1:58.969	75.26	1.334	16:24:00.230
6 -	59.455	1:00.662	2:00.117	74.54	2.482	16:26:00.347

P16	25 C	Louis BARTLETT	Kawasaki - McMillian Williams Solicitors			
IDEAL LAP TIME : 1:55.083		BEST LAP TIME : 1:55.560		DIFFERENCE : 0.477		
LAP	SECTOR 1	SECTOR 2	LAP TIME	MPH	DIFF	TIME OF DAY
1 -		1:03.286	2:10.805	68.45	15.245	16:16:12.404
2 -	1:00.575	1:01.404	2:01.979	73.40	6.419	16:18:14.383
3 -	58.818	59.605	1:58.423 (3)	75.61	2.863	16:20:12.806
4 -	59.059	1:00.275	1:59.334	75.03	3.774	16:22:12.140
5 -	56.130	59.430	1:55.560 (1)	77.48		16:24:07.700
6 -	57.064	58.953	1:56.017 (2)	77.18	0.457	16:26:03.717

P17	5 C	Vincent BUTLER	Yamaha -			
IDEAL LAP TIME : 1:55.991		BEST LAP TIME : 1:55.991		DIFFERENCE : 0.000		
LAP	SECTOR 1	SECTOR 2	LAP TIME	MPH	DIFF	TIME OF DAY
1 -		1:02.715	2:10.616	68.55	14.625	16:16:12.215
2 -	1:00.429	1:01.655	2:02.084	73.34	6.093	16:18:14.299
3 -	58.601	59.986	1:58.587 (3)	75.50	2.596	16:20:12.886
4 -	59.409	59.743	1:59.152	75.15	3.161	16:22:12.038
5 -	57.864	58.127	1:55.991 (1)	77.19		16:24:08.029
6 -	58.761	58.603	1:57.364 (2)	76.29	1.373	16:26:05.393

P18	17 C	Luke ZUCHOWSKI	BMW -			
IDEAL LAP TIME : 1:57.457		BEST LAP TIME : 1:57.457		DIFFERENCE : 0.000		
LAP	SECTOR 1	SECTOR 2	LAP TIME	MPH	DIFF	TIME OF DAY
1 -		1:03.755	2:08.341	69.77	10.884	16:16:09.940

Weather / Track : Cloudy / Damp

Donington Park GP
Circuit Length = 2.4873 miles
Start: 16:14 Flag 16:25 End: 16:27

BMCRC - MRO Championships 2016 - Rnd 2 @ Donington Park GP

BG Products MRO Powerbikes inc Clubman 1000

RACE 9 - SECTOR ANALYSIS

SECTOR 1 = FL to I1, SECTOR 2 = I1 to FL, DIFF = Difference To Personal Best Lap

2 -	58.070	1:02.834	2:00.904	74.06	3.447	16:18:10.844
3 -	57.918	1:02.112	2:00.030	74.60	2.573	16:20:10.874
4 -	57.982	1:01.369	1:59.351 (3)	75.02	1.894	16:22:10.225
5 -	57.063	1:00.394	1:57.457 (1)	76.23		16:24:07.682
6 -	57.620	1:00.465	1:58.085 (2)	75.83	0.628	16:26:05.767

P19 46 C Simon GATES	Yamaha - No Talentino Rossi (Team FATI Yamaha)					
IDEAL LAP TIME : 1:56.725	BEST LAP TIME : 1:56.725		DIFFERENCE : 0.000			
LAP	SECTOR 1	SECTOR 2	LAP TIME	MPH	DIFF	TIME OF DAY
1 -		1:02.961	2:08.917	69.45	12.192	16:16:10.516
2 -	59.981	1:01.931	2:01.912	73.45	5.187	16:18:12.428
3 -	59.182	1:00.684	1:59.866 (3)	74.70	3.141	16:20:12.294
4 -	59.266	1:00.759	2:00.025	74.60	3.300	16:22:12.319
5 -	57.947	59.518	1:57.465 (2)	76.23	0.740	16:24:09.784
6 -	57.645	59.080	1:56.725 (1)	76.71		16:26:06.509

P20 19 C Chris LAY	Kawasaki -					
IDEAL LAP TIME : 1:58.167	BEST LAP TIME : 1:58.167		DIFFERENCE : 0.000			
LAP	SECTOR 1	SECTOR 2	LAP TIME	MPH	DIFF	TIME OF DAY
1 -		1:02.833	2:11.130	68.28	12.963	16:16:12.729
2 -	1:00.709	1:02.158	2:02.867	72.87	4.700	16:18:15.596
3 -	59.247	1:01.105	2:00.352 (3)	74.40	2.185	16:20:15.948
4 -	1:00.219	1:01.241	2:01.460	73.72	3.293	16:22:17.408
5 -	58.697	1:00.301	1:58.998 (2)	75.24	0.831	16:24:16.406
6 -	58.241	59.926	1:58.167 (1)	75.77		16:26:14.573

P21 131 C Ashley FRANCIS	Kawasaki -					
IDEAL LAP TIME : 1:57.372	BEST LAP TIME : 1:57.372		DIFFERENCE : 0.000			
LAP	SECTOR 1	SECTOR 2	LAP TIME	MPH	DIFF	TIME OF DAY
1 -		1:04.976	2:14.841	66.40	17.469	16:16:16.440
2 -	59.905	1:02.040	2:01.945	73.43	4.573	16:18:18.385
3 -	59.632	1:01.445	2:01.077	73.95	3.705	16:20:19.462
4 -	58.749	1:01.227	1:59.976 (3)	74.63	2.604	16:22:19.438
5 -	57.276	1:00.096	1:57.372 (1)	76.29		16:24:16.810
6 -	57.952	1:00.180	1:58.132 (2)	75.80	0.760	16:26:14.942

P22 9 C Mark O'BRIEN	Ducati - obrienhifi.com					
IDEAL LAP TIME : 1:58.487	BEST LAP TIME : 1:58.487		DIFFERENCE : 0.000			
LAP	SECTOR 1	SECTOR 2	LAP TIME	MPH	DIFF	TIME OF DAY
1 -		1:04.372	2:16.547	65.57	18.060	16:16:18.146
2 -	1:00.845	1:01.066	2:01.911	73.45	3.424	16:18:20.057
3 -	59.391	1:01.018	2:00.409 (3)	74.36	1.922	16:20:20.466
4 -	58.582	1:01.890	2:00.472	74.32	1.985	16:22:20.938
5 -	58.621	1:00.069	1:58.690 (2)	75.44	0.203	16:24:19.628
6 -	58.515	59.972	1:58.487 (1)	75.57		16:26:18.115

P23 57 C David MILLS	Kawasaki - Area Fifty One Racing					
IDEAL LAP TIME : 1:57.484	BEST LAP TIME : 1:58.681		DIFFERENCE : 1.197			
LAP	SECTOR 1	SECTOR 2	LAP TIME	MPH	DIFF	TIME OF DAY
1 -		1:06.079	2:16.255	65.71	17.574	16:16:17.854
2 -	1:00.669	1:03.260	2:03.929	72.25	5.248	16:18:21.783
3 -	1:00.310	1:02.754	2:03.064	72.76	4.383	16:20:24.847
4 -	57.815	1:01.023	1:58.838 (3)	75.35	0.157	16:22:23.685
5 -	58.032	1:00.649	1:58.681 (1)	75.44		16:24:22.366
6 -	56.835	1:01.847	1:58.682 (2)	75.44	0.001	16:26:21.048

BMCRC - MRO Championships 2016 - Rnd 2 @ Donington Park GP

BG Products MRO Powerbikes inc Clubman 1000

RACE 9 - SECTOR ANALYSIS

SECTOR 1 = FL to I1, SECTOR 2 = I1 to FL, DIFF = Difference To Personal Best Lap

P24 37 C Aldo MORELLO		BMW - UK Roofing & Plastics/FXR				
IDEAL LAP TIME : 1:57.176		BEST LAP TIME : 1:57.176		DIFFERENCE : 0.000		
LAP	SECTOR 1	SECTOR 2	LAP TIME	MPH	DIFF	TIME OF DAY
1 -		1:05.721	2:17.211	65.26	20.035	16:16:18.810
2 -	1:00.968	1:03.260	2:04.228	72.08	7.052	16:18:23.038
3 -	1:00.397	1:02.176	2:02.573	73.05	5.397	16:20:25.611
4 -	58.487	1:00.946	1:59.433 (3)	74.97	2.257	16:22:25.044
5 -	58.224	1:00.730	1:58.954 (2)	75.27	1.778	16:24:23.998
6 -	56.879	1:00.297	1:57.176 (1)	76.41		16:26:21.174

P25 74 C Andrew BURKE		Honda -				
IDEAL LAP TIME : 1:59.554		BEST LAP TIME : 1:59.554		DIFFERENCE : 0.000		
LAP	SECTOR 1	SECTOR 2	LAP TIME	MPH	DIFF	TIME OF DAY
1 -		1:06.317	2:16.945	65.38	17.391	16:16:18.544
2 -	1:01.531	1:03.375	2:04.906	71.68	5.352	16:18:23.450
3 -	1:00.398	1:02.289	2:02.687	72.98	3.133	16:20:26.137
4 -	58.843	1:00.963	1:59.806 (3)	74.74	0.252	16:22:25.943
5 -	58.734	1:01.060	1:59.794 (2)	74.74	0.240	16:24:25.737
6 -	58.668	1:00.886	1:59.554 (1)	74.89		16:26:25.291

P26 52 C Lee BARRETT		Honda - LKJ contract cleaning				
IDEAL LAP TIME : 2:00.279		BEST LAP TIME : 2:00.738		DIFFERENCE : 0.459		
LAP	SECTOR 1	SECTOR 2	LAP TIME	MPH	DIFF	TIME OF DAY
1 -		1:04.440	2:13.365	67.14	12.627	16:16:14.964
2 -	1:00.204	1:02.616	2:02.820	72.90	2.082	16:18:17.784
3 -	59.148	1:01.590	2:00.738 (1)	74.16		16:20:18.522
4 -	58.782	1:03.857	2:02.639 (3)	73.01	1.901	16:22:21.161
5 -	1:00.375	1:03.724	2:04.099	72.15	3.361	16:24:25.260
6 -	58.689	1:02.226	2:00.915 (2)	74.05	0.177	16:26:26.175

P27 85 C John DAVIS		Yamaha -				
IDEAL LAP TIME : 2:02.367		BEST LAP TIME : 2:02.396		DIFFERENCE : 0.029		
LAP	SECTOR 1	SECTOR 2	LAP TIME	MPH	DIFF	TIME OF DAY
1 -		1:06.563	2:15.942	65.86	13.546	16:16:17.541
2 -	1:01.684	1:05.347	2:07.031	70.49	4.635	16:18:24.572
3 -	1:01.459	1:03.699	2:05.158	71.54	2.762	16:20:29.730
4 -	1:01.418	1:02.226	2:03.644 (3)	72.42	1.248	16:22:33.374
5 -	1:01.345	1:02.003	2:03.348 (2)	72.59	0.952	16:24:36.722
6 -	1:00.364	1:02.032	2:02.396 (1)	73.15		16:26:39.118

P28 16 Paul CROWSON		-				
IDEAL LAP TIME : 2:04.468		BEST LAP TIME : 2:04.468		DIFFERENCE : 0.000		
LAP	SECTOR 1	SECTOR 2	LAP TIME	MPH	DIFF	TIME OF DAY
1 -		1:06.158	2:19.858	64.02	15.390	16:16:21.457
2 -	1:03.997	1:04.854	2:08.851	69.49	4.383	16:18:30.308
3 -	1:05.127	1:04.371	2:09.498	69.14	5.030	16:20:39.806
4 -	1:02.901	1:02.692	2:05.593 (3)	71.29	1.125	16:22:45.399
5 -	1:02.408	1:02.314	2:04.722 (2)	71.79	0.254	16:24:50.121
6 -	1:02.372	1:02.096	2:04.468 (1)	71.94		16:26:54.589

P29 137 Alun JOYCE		Honda - the fitness factory				
IDEAL LAP TIME : 2:04.713		BEST LAP TIME : 2:04.713		DIFFERENCE : 0.000		
LAP	SECTOR 1	SECTOR 2	LAP TIME	MPH	DIFF	TIME OF DAY
1 -		1:06.799	2:18.693	64.56	13.980	16:16:20.292
2 -	1:04.020	1:06.686	2:10.706	68.50	5.993	16:18:30.998
3 -	1:03.446	1:04.605	2:08.051	69.92	3.338	16:20:39.049
4 -	1:02.241	1:03.733	2:05.974 (3)	71.08	1.261	16:22:45.023
5 -	1:01.509	1:03.204	2:04.713 (1)	71.80		16:24:49.736

Weather / Track : Cloudy / Damp

Donington Park GP
Circuit Length = 2.4873 miles
Start: 16:14 Flag 16:25 End: 16:27

BMCRC - MRO Championships 2016 - Rnd 2 @ Donington Park GP

BG Products MRO Powerbikes inc Clubman 1000

RACE 9 - SECTOR ANALYSIS

SECTOR 1 = FL to I1, SECTOR 2 = I1 to FL, DIFF = Difference To Personal Best Lap

6 - 1:02.028 1:03.753 2:05.781 (2) 71.19 1.068 16:26:55.517

P30 172		James MCBEAN		Honda - Sytner Leicester		
IDEAL LAP TIME : 2:08.228		BEST LAP TIME : 2:08.995		DIFFERENCE : 0.767		
LAP	SECTOR 1	SECTOR 2	LAP TIME	MPH	DIFF	TIME OF DAY
1 -		1:05.645	2:18.819	64.50	9.824	16:16:20.418
2 -	1:02.858	1:06.736	2:09.594 (2)	69.09	0.599	16:18:30.012
3 -	1:03.868	1:08.687	2:12.555	67.55	3.560	16:20:42.567
4 -	1:05.136	1:06.379	2:11.515	68.08	2.520	16:22:54.082
5 -	1:03.248	1:05.747	2:08.995 (1)	69.41		16:25:03.077
6 -	1:05.040	1:05.370	2:10.410 (3)	68.66	1.415	16:27:13.487

P31 63 C		Keith HATTON		BMW - L.K.J. CONTRACTS		
IDEAL LAP TIME : 1:58.902		BEST LAP TIME : 1:58.902		DIFFERENCE : 0.000		
LAP	SECTOR 1	SECTOR 2	LAP TIME	MPH	DIFF	TIME OF DAY
1 -		1:04.593	2:14.284	66.68	15.382	16:16:15.883
2 -	1:00.876	1:02.094	2:02.970 (3)	72.81	4.068	16:18:18.853
3 -	59.428	1:00.525	1:59.953 (2)	74.64	1.051	16:20:18.806
4 -	58.835	1:00.067	1:58.902 (1)	75.30		16:22:17.708

P32 26 C		Eiren LONGWILL		Honda -		
IDEAL LAP TIME : 2:00.050		BEST LAP TIME : 2:00.512		DIFFERENCE : 0.462		
LAP	SECTOR 1	SECTOR 2	LAP TIME	MPH	DIFF	TIME OF DAY
1 -		1:03.464	2:15.866 (2)	65.90	15.354	16:16:17.465
2 -	59.685	1:00.827	2:00.512 (1)	74.30		16:18:17.977

BMCRC - MRO Championships 2016 - Rnd 2 @ Donington Park GP

BG Products MRO Powerbikes inc Clubman 1000

RACE 9 - BEST SECTORS

SECTOR 1			SECTOR 2			IDEAL / BEST COMPARISON						
POS	NO	NAME	TIME	NO	NAME	TIME	POS	NO	NAME	IDEAL	BEST	DIFF
									PERFECT LAP	1:48.106		
1	3	PARKER	53.039	3	PARKER	55.067	1	3	PARKER	1:48.106	1:48.106	0.000
2	1	BAKER	53.306	1	BAKER	55.479	2	1	BAKER	1:48.785	1:48.785	0.000
3	47	DANCE	53.937	18	GOWEN	55.549	3	18	GOWEN	1:49.689	1:49.689	0.000
4	158	KELLY	54.110	158	KELLY	55.727	4	158	KELLY	1:49.837	1:49.837	0.000
5	18	GOWEN	54.140	47	DANCE	56.185	5	47	DANCE	1:50.122	1:50.367	0.245
6	31	CROUCHER	54.935	38	HEWSON	56.597	6	173	DRAPER	1:51.544	1:51.544	0.000
7	173	DRAPER	54.939	173	DRAPER	56.605	7	38	HEWSON	1:52.144	1:52.144	0.000
8	23	BALLERINI	55.051	58	LOVEDAY	56.847	8	58	LOVEDAY	1:52.236	1:52.236	0.000
9	48	BOUZOUKIS	55.273	48	BOUZOUKIS	56.981	9	48	BOUZOUKIS	1:52.254	1:52.285	0.031
10	58	LOVEDAY	55.389	70	TIBBLE	57.341	10	31	CROUCHER	1:52.377	1:52.377	0.000
11	38	HEWSON	55.547	31	CROUCHER	57.442	11	23	BALLERINI	1:52.971	1:52.971	0.000
12	70	TIBBLE	55.705	72	O'BRIEN	57.650	12	70	TIBBLE	1:53.046	1:53.346	0.300
13	72	O'BRIEN	55.764	23	BALLERINI	57.920	13	72	O'BRIEN	1:53.414	1:53.491	0.077
14	25	BARTLETT	56.130	5	BUTLER	58.127	14	25	BARTLETT	1:55.083	1:55.560	0.477
15	57	MILLS	56.835	25	BARTLETT	58.953	15	5	BUTLER	1:55.991	1:55.991	0.000
16	37	MORELLO	56.879	46	GATES	59.080	16	8	COUGHLAN	1:56.699	1:57.082	0.383
17	17	ZUCHOWSKI	57.063	8	COUGHLAN	59.323	17	46	GATES	1:56.725	1:56.725	0.000
18	131	FRANCIS	57.276	91	STREETER	59.863	18	37	MORELLO	1:57.176	1:57.176	0.000
19	8	COUGHLAN	57.376	19	LAY	59.926	19	131	FRANCIS	1:57.372	1:57.372	0.000
20	46	GATES	57.645	9	O'BRIEN	59.972	20	17	ZUCHOWSKI	1:57.457	1:57.457	0.000
21	91	STREETER	57.687	63	HATTON	1:00.067	21	57	MILLS	1:57.484	1:58.681	1.197
22	5	BUTLER	57.864	131	FRANCIS	1:00.096	22	91	STREETER	1:57.550	1:57.635	0.085
23	19	LAY	58.241	37	MORELLO	1:00.297	23	19	LAY	1:58.167	1:58.167	0.000
24	9	O'BRIEN	58.515	17	ZUCHOWSKI	1:00.394	24	9	O'BRIEN	1:58.487	1:58.487	0.000
25	74	BURKE	58.668	57	MILLS	1:00.649	25	63	HATTON	1:58.902	1:58.902	0.000
26	52	BARRETT	58.689	26	LONGWILL	1:00.827	26	74	BURKE	1:59.554	1:59.554	0.000
27	63	HATTON	58.835	74	BURKE	1:00.886	27	26	LONGWILL	2:00.050	2:00.512	0.462
28	26	LONGWILL	59.223	52	BARRETT	1:01.590	28	52	BARRETT	2:00.279	2:00.738	0.459
29	85	DAVIS	1:00.364	85	DAVIS	1:02.003	29	85	DAVIS	2:02.367	2:02.396	0.029
30	137	JOYCE	1:01.509	16	CROWSON	1:02.096	30	16	CROWSON	2:04.468	2:04.468	0.000
31	16	CROWSON	1:02.372	137	JOYCE	1:03.204	31	137	JOYCE	2:04.713	2:04.713	0.000
32	172	MCBEAN	1:02.858	172	MCBEAN	1:05.370	32	172	MCBEAN	2:08.228	2:08.995	0.767

Weather / Track : Cloudy / Damp

Results can be found at www.tsl-timing.com

Donington Park GP

Circuit Length = 2.4873 miles

Start: 16:14 Flag 16:25 End: 16:27

Printed - 16:27 Saturday, 09 April 2016

BMCRC - MRO Championships 2016 - Rnd 2 @ Donington Park GP



BG Products MRO Powerbikes inc Clubman 1000

RACE 9 - GRID (7 Laps)

ROW 11			32	172	James MCBEAN	2:08.995	31	137	Alun JOYCE	2:04.713			
ROW 10	30	16	Paul CROWSON	2:04.468	29	85	John DAVIS	2:02.396	28	52	Lee BARRETT	2:00.738	
ROW 9		27	26	Eiren LONGWILL	2:00.512	26	74	Andrew BURKE	1:59.554	25	63	Keith HATTON	1:58.902
ROW 8	24	57	David MILLS	1:58.681	23	9	Mark O'BRIEN	1:58.487	22	19	Chris LAY	1:58.167	
ROW 7		21	91	Matthew STREETER	1:57.635	20	17	Luke ZUCHOWSKI	1:57.457	19	131	Ashley FRANCIS	1:57.372
ROW 6	18	37	Aldo MORELLO	1:57.176	17	8	John COUGHLAN	1:57.082	16	46	Simon GATES	1:56.725	
ROW 5		15	5	Vincent BUTLER	1:55.991	14	25	Louis BARTLETT	1:55.560	13	72	Michael O'BRIEN	1:53.491
ROW 4	12	70	Jamie TIBBLE	1:53.346	11	23	Rik BALLERINI	1:52.971	10	31	Jack CROUCHER	1:52.377	
ROW 3		9	48	Christos BOUZOUKIS	1:52.285	8	58	Jamie LOVEDAY	1:52.236	7	38	David HEWSON	1:52.144
ROW 2	6	173	Stephen DRAPER	1:51.544	5	47	Daryl DANCE	1:50.367	4	158	Seb KELLY	1:49.837	
ROW 1		3	18	David GOWEN	1:49.689	2	1	Peter BAKER	1:48.785	1	3	Colin PARKER	1:48.106
												Pole	

Donington Park GP
Circuit Length = 2.4873 miles

These results are provisional until the conclusion of any judicial and technical matters.

Clerk Of Course :		Timekeeper :
-------------------	--	--------------

Results can be found at www.tsl-timing.com

Printed - 16:35 Saturday, 09 April 2016



BMCRC - MRO Championships 2016 - Rnd 2 @ Donington Park GP



BG Products MRO Powerbikes inc Clubman 1000

RACE 9 - CLASSIFICATION

POS	NO	CL	PIC NAME	ENTRY	LAPS	TIME	GAP	DIFF	MPH	BEST	ON
1	1		1 Peter BAKER	Kawasaki -	7	11:20.835			91.86	1:36.419	2
2	3		2 Colin PARKER	Yamaha - Global Robots	7	11:24.247	3.412	3.412	91.40	1:36.058	6
3	72		3 Michael O'BRIEN	Yamaha -	7	11:24.675	3.840	0.428	91.34	1:35.892	7
4	18		4 David GOWEN	Yamaha -	7	11:27.381	6.546	2.706	90.98	1:36.607	6
5	173		5 Stephen DRAPER	Kawasaki -	7	11:29.362	8.527	1.981	90.72	1:36.366	3
6	38		6 David HEWSON	BMW - Obsession Engineering Limited	7	11:31.550	10.715	2.188	90.44	1:37.445	7
7	31		7 Jack CROUCHER	Kawasaki -	7	11:39.461	18.626	7.911	89.41	1:37.686	7
8	70	C	1 Jamie TIBBLE	Kawasaki -	7	11:49.254	28.419	9.793	88.18	1:39.682	4
9	24		8 Alan SMITH	Kawasaki - Mervyn Lambert Plant / Orwells Mcs	7	11:58.962	38.127	9.708	86.99	1:39.886	7
10	58		9 Jamie LOVEDAY	Kawasaki - Insignia signs	7	11:59.066	38.231	0.104	86.98	1:41.022	6
11	48	C	2 Christos BOUZOUKIS	BMW -	7	12:00.355	39.520	1.289	86.82	1:40.873	7
12	8		10 John COUGHLAN	Aprilia - BIKERSWORLD	7	12:09.342	48.507	8.987	85.75	1:42.374	7
13	17	C	3 Luke ZUCHOWSKI	BMW -	7	12:09.787	48.952	0.445	85.70	1:41.997	5
14	191		11 Dave NORTON	Suzuki - Strawberry racing	7	12:11.420	50.585	1.633	85.51	1:40.987	7
15	57	C	4 David MILLS	Kawasaki - Area Fifty One Racing	7	12:11.554	50.719	0.134	85.49	1:40.428	7
16	37	C	5 Aldo MORELLO	BMW - UK Roofing & Plastics/FXR	7	12:14.805	53.970	3.251	85.11	1:42.734	5
17	11	C	6 Mick WHALLEY	Yamaha - Fresh Fruit Ltd	7	12:22.135	1:01.300	7.330	84.27	1:42.465	7
18	46	C	7 Simon GATES	Yamaha - No Talentino Rossi (Team FATI Yamaha)	7	12:22.944	1:02.109	0.809	84.18	1:44.857	3
19	9	C	8 Mark O'BRIEN	Ducati - obrienhifi.com	7	12:26.581	1:05.746	3.637	83.77	1:43.800	7
20	64		12 Barry CHAMBERLAIN	Suzuki - Goldline Maintenance Services	7	12:28.127	1:07.292	1.546	83.60	1:43.616	7
21	5	C	9 Vincent BUTLER	Yamaha -	7	12:28.968	1:08.133	0.841	83.50	1:44.802	7
22	19*	C	10 Chris LAY	Kawasaki -	7	12:29.200	1:08.365	0.232	83.48	1:42.038	7
23	63	C	11 Keith HATTON	BMW - L.K.J. CONTRACTS	7	12:31.812	1:10.977	2.612	83.19	1:45.207	5
24	74	C	12 Andrew BURKE	Honda -	7	12:32.141	1:11.306	0.329	83.15	1:44.452	5
25	25	C	13 Louis BARTLETT	Kawasaki - McMillian Williams Solicitors	7	12:33.306	1:12.471	1.165	83.02	1:45.261	4
26	52	C	14 Lee BARRETT	Honda - LKJ contract cleaning	7	12:38.263	1:17.428	4.957	82.48	1:45.559	7
27	26	C	15 Eiren LONGWILL	Honda -	7	12:38.675	1:17.840	0.412	82.43	1:44.617	7
28	172		13 James MCBEAN	Honda - Sytner Leicester	7	12:45.861	1:25.026	7.186	81.66	1:46.211	7
29	85	C	16 John DAVIS	Yamaha -	7	12:48.562	1:27.727	2.701	81.37	1:47.344	5
30	41		14 David ABRAHAM	Kawasaki - Cambridge Motorcycles	7	12:49.418	1:28.583	0.856	81.28	1:47.381	7
31	108		15 Jason BREWSTER	Suzuki -	7	13:02.687	1:41.852	13.269	79.91	1:49.800	6

NOT CLASSIFIED

DNF	91	C	Matthew STREETER	Honda - Alltrades Building Services (EA) Ltd	2	3:53.077	5 Laps	5 Laps	76.25	1:52.906	1
DNF	23		Rik BALLERINI	Ducati - SCLS LTD Knight Road Racing	1	2:34.096	6 Laps	1 Lap	57.22		
DNF	47		Daryl DANCE	Yamaha - 2 brothers scaffolding/Dad	0						
DNF	131	C	Ashley FRANCIS	Kawasaki -	0						

FASTEST LAP

72			Michael O'BRIEN	Yamaha -	7	1:35.892			93.38 mph	150.28 kph	
70	C		Jamie TIBBLE	Kawasaki -	4	1:39.682			89.83 mph	144.56 kph	

* BIKE #19 - 10 SECOND PENALTY, JUMP START

Class - 90% of Race Speed = 82.67 mph

Class C - 90% of Race Speed = 79.36 mph

Donington Park GP

Circuit Length = 2.4873 miles

Start: 12:50 Flag 13:02 End: 13:03

Weather / Track : Cloudy / Dry

These results are provisional until the conclusion of any judicial and technical matters.

Clerk Of Course :	Timekeeper :
-------------------	--------------

Results can be found at www.tsl-timing.com

Printed - 13:04 Sunday, 10 April 2016



BMCRC - MRO Championships 2016 - Rnd 2 @ Donington Park GP

BG Products MRO Powerbikes inc Clubman 1000

RACE 9 - LAP CHART

LAP 1 @ 12:52:26.823

NO	BEHIND	LAP TIME
1		1:39.888
173	2.611	1:42.499
18	3.356	1:43.244
38	3.668	1:43.556
3	4.425	1:44.313
72	4.865	1:44.753
70	5.999	1:45.887
31	6.891	1:46.779
48	8.407	1:48.295
58	10.652	1:50.540
5	12.138	1:52.026
8	12.296	1:52.184
46	12.437	1:52.325
91	13.018	1:52.906
24	13.192	1:53.080
17	13.497	1:53.385
37	14.131	1:54.019
25	14.528	1:54.416
63	15.603	1:55.491
9	15.792	1:55.680
191	16.364	1:56.252
19	16.497	1:56.385
57	17.033	1:56.921
64	17.917	1:57.805
172	18.780	1:58.668
74	18.897	1:58.785
11	19.046	1:58.934
52	19.679	1:59.567
85	20.284	2:00.172
26	20.439	2:00.327
41	20.914	2:00.802
108	22.241	2:02.129
23	54.208	2:34.096 P

LAP 2 @ 12:54:03.242

NO	BEHIND	LAP TIME
1		1:36.419
173	2.946	1:36.754
18	4.132	1:37.195
38	5.718	1:38.469
3	5.834	1:37.828
72	6.277	1:37.831
70	10.113	1:40.533
31	10.546	1:40.074
48	15.401	1:43.413
58	16.069	1:41.836
8	19.097	1:43.220
24	19.507	1:42.734
17	21.017	1:43.939
46	21.246	1:45.228
5	22.398	1:46.679
37	22.766	1:45.054
25	23.800	1:45.691
63	25.299	1:46.115
191	25.395	1:45.450
57	26.365	1:45.751
19	26.481	1:46.403
9	26.893	1:47.520
11	27.530	1:44.903
64	28.194	1:46.696
74	29.044	1:46.566
52	30.606	1:47.346

LAP 3 @ 12:55:39.722

NO	BEHIND	LAP TIME
1		1:36.480
173	2.832	1:36.366
18	5.137	1:37.485
3	6.908	1:37.554
72	7.627	1:37.830
38	8.172	1:38.934
31	13.325	1:39.259
70	14.522	1:40.889
58	21.620	1:42.031
48	21.901	1:42.980
24	24.011	1:40.984
8	25.527	1:42.910
17	27.020	1:42.483
46	29.623	1:44.857
37	30.398	1:44.112
191	32.421	1:43.506
57	33.154	1:43.269
25	33.780	1:46.460
19	34.234	1:44.233
5	34.753	1:48.835
11	35.128	1:44.078
63	35.655	1:46.836
9	35.831	1:45.418
64	36.947	1:45.233
74	38.924	1:46.360
52	40.138	1:46.012
26	42.113	1:46.019
172	44.617	1:48.316
85	45.442	1:48.632
41	45.944	1:48.960
108	49.427	1:50.014

LAP 4 @ 12:57:16.590

NO	BEHIND	LAP TIME
1		1:36.868
173	2.419	1:36.455
18	6.018	1:37.749
3	6.107	1:36.067
72	6.838	1:36.079
38	9.043	1:37.739
31	15.042	1:38.585
70	17.336	1:39.682
58	25.927	1:41.175
48	26.958	1:41.925
24	27.138	1:39.995
8	31.929	1:43.270
17	32.769	1:42.617
37	36.462	1:42.932
191	37.703	1:42.150
46	38.168	1:45.413
57	38.271	1:41.985
19	41.981	1:44.615
25	42.173	1:45.261
5	43.211	1:45.326
11	43.454	1:45.194

LAP 5 @ 12:58:53.329

NO	BEHIND	LAP TIME
1		1:36.739
173	3.778	1:38.098
3	5.539	1:36.171
72	6.308	1:36.209
18	6.943	1:37.664
38	9.987	1:37.683
31	17.199	1:38.896
70	20.969	1:40.372
58	30.578	1:41.390
24	31.167	1:40.768
48	32.059	1:41.840
8	37.692	1:42.502
17	38.027	1:41.997
37	42.457	1:42.734
191	42.999	1:42.035
57	43.267	1:41.735
46	46.639	1:45.210
19	48.054	1:42.812
11	50.137	1:43.422
25	51.404	1:45.970
5	52.191	1:45.719
9	52.265	1:45.082
64	52.588	1:43.809
63	54.059	1:45.207
74	55.368	1:44.452
52	59.921	1:46.450
26	1:02.270	1:46.871
172	1:05.859	1:47.505
85	1:06.940	1:47.344
41	1:08.186	1:47.562
108	1:16.283	1:50.380

LAP 6 @ 13:00:30.483

NO	BEHIND	LAP TIME
1		1:37.154
3	4.443	1:36.058
173	4.884	1:38.260
72	5.235	1:36.081
18	6.396	1:36.607
38	10.557	1:37.724
31	18.227	1:38.182
70	24.708	1:40.893
58	34.446	1:41.022
24	35.528	1:41.515
48	35.934	1:41.029
8	43.420	1:42.882
17	43.672	1:42.799
191	46.885	1:41.040
57	47.578	1:41.465
37	48.448	1:43.145
19	53.614	1:42.714

LAP 7 @ 13:02:07.770

NO	BEHIND	LAP TIME
1		1:37.287
3	3.412	1:36.256
72	3.840	1:35.892
18	6.546	1:37.437
173	8.527	1:40.930
38	10.715	1:37.445
31	18.626	1:37.686
70	28.419	1:40.998
24	38.127	1:39.886
58	38.231	1:41.072
48	39.520	1:40.873
8	48.507	1:42.374
17	48.952	1:42.567
191	50.585	1:40.987
57	50.719	1:40.428
37	53.970	1:42.809
19	58.365	1:42.038
11	1:01.300	1:42.465
46	1:02.109	1:44.996
9	1:05.746	1:43.800
64	1:07.292	1:43.616
5	1:08.133	1:44.802
63	1:10.977	1:46.091
74	1:11.306	1:45.772
25	1:12.471	1:48.599
52	1:17.428	1:45.559
26	1:17.840	1:44.617
172	1:25.026	1:46.211
85	1:27.727	1:47.733
41	1:28.583	1:47.381
108	1:41.852	1:50.210

Weather / Track : Cloudy / Dry

Donington Park GP
Circuit Length = 2.4873 miles
Start: 12:50 Flag 13:02 End: 13:03

BMCRC - MRO Championships 2016 - Rnd 2 @ Donington Park GP

BG Products MRO Powerbikes inc Clubman 1000

RACE 9 - SECTOR ANALYSIS

SECTOR 1 = FL to I1, SECTOR 2 = I1 to FL, DIFF = Difference To Personal Best Lap

P1 1 Peter BAKER		Kawasaki -				
IDEAL LAP TIME : 1:36.198		BEST LAP TIME : 1:36.419		DIFFERENCE : 0.221		
LAP	SECTOR 1	SECTOR 2	LAP TIME	MPH	DIFF	TIME OF DAY
1 -		48.701	1:39.888	89.64	3.469	12:52:26.823
2 -	47.533	48.886	1:36.419 (1)	92.87		12:54:03.242
3 -	47.662	48.818	1:36.480 (2)	92.81	0.061	12:55:39.722
4 -	47.607	49.261	1:36.868	92.43	0.449	12:57:16.590
5 -	47.497	49.242	1:36.739 (3)	92.56	0.320	12:58:53.329
6 -	47.535	49.619	1:37.154	92.16	0.735	13:00:30.483
7 -	47.638	49.649	1:37.287	92.04	0.868	13:02:07.770

P2 3 Colin PARKER		Yamaha - Global Robots				
IDEAL LAP TIME : 1:35.755		BEST LAP TIME : 1:36.058		DIFFERENCE : 0.303		
LAP	SECTOR 1	SECTOR 2	LAP TIME	MPH	DIFF	TIME OF DAY
1 -		52.556	1:44.313	85.84	8.255	12:52:31.248
2 -	48.115	49.713	1:37.828	91.53	1.770	12:54:09.076
3 -	48.288	49.266	1:37.554	91.78	1.496	12:55:46.630
4 -	47.302	48.765	1:36.067 (2)	93.21	0.009	12:57:22.697
5 -	47.164	49.007	1:36.171 (3)	93.10	0.113	12:58:58.868
6 -	47.108	48.950	1:36.058 (1)	93.21		13:00:34.926
7 -	46.990	49.266	1:36.256	93.02	0.198	13:02:11.182

P3 72 Michael O'BRIEN		Yamaha -				
IDEAL LAP TIME : 1:35.543		BEST LAP TIME : 1:35.892		DIFFERENCE : 0.349		
LAP	SECTOR 1	SECTOR 2	LAP TIME	MPH	DIFF	TIME OF DAY
1 -		50.335	1:44.753	85.48	8.861	12:52:31.688
2 -	47.948	49.883	1:37.831	91.52	1.939	12:54:09.519
3 -	48.330	49.500	1:37.830	91.53	1.938	12:55:47.349
4 -	46.873	49.206	1:36.079 (2)	93.19	0.187	12:57:23.428
5 -	47.263	48.946	1:36.209	93.07	0.317	12:58:59.637
6 -	46.654	49.427	1:36.081 (3)	93.19	0.189	13:00:35.718
7 -	46.597	49.295	1:35.892 (1)	93.38		13:02:11.610

P4 18 David GOWEN		Yamaha -				
IDEAL LAP TIME : 1:36.607		BEST LAP TIME : 1:36.607		DIFFERENCE : 0.000		
LAP	SECTOR 1	SECTOR 2	LAP TIME	MPH	DIFF	TIME OF DAY
1 -		51.111	1:43.244	86.73	6.637	12:52:30.179
2 -	47.565	49.630	1:37.195 (2)	92.12	0.588	12:54:07.374
3 -	47.740	49.745	1:37.485	91.85	0.878	12:55:44.859
4 -	47.804	49.945	1:37.749	91.60	1.142	12:57:22.608
5 -	47.848	49.816	1:37.664	91.68	1.057	12:59:00.272
6 -	47.240	49.367	1:36.607 (1)	92.68		13:00:36.879
7 -	47.663	49.774	1:37.437 (3)	91.89	0.830	13:02:14.316

P5 173 Stephen DRAPER		Kawasaki -				
IDEAL LAP TIME : 1:36.127		BEST LAP TIME : 1:36.366		DIFFERENCE : 0.239		
LAP	SECTOR 1	SECTOR 2	LAP TIME	MPH	DIFF	TIME OF DAY
1 -		50.105	1:42.499	87.36	6.133	12:52:29.434
2 -	47.585	49.169	1:36.754 (3)	92.54	0.388	12:54:06.188
3 -	47.434	48.932	1:36.366 (1)	92.92		12:55:42.554
4 -	47.195	49.260	1:36.455 (2)	92.83	0.089	12:57:19.009
5 -	48.047	50.051	1:38.098	91.28	1.732	12:58:57.107
6 -	47.961	50.299	1:38.260	91.13	1.894	13:00:35.367
7 -	49.112	51.818	1:40.930	88.71	4.564	13:02:16.297

P6 38 David HEWSON		BMW - Obsession Engineering Limited				
IDEAL LAP TIME : 1:37.445		BEST LAP TIME : 1:37.445		DIFFERENCE : 0.000		
LAP	SECTOR 1	SECTOR 2	LAP TIME	MPH	DIFF	TIME OF DAY

Donington Park GP
 Circuit Length = 2.4873 miles
 Start: 12:50 Flag 13:02 End: 13:03

Weather / Track : Cloudy / Dry

BMCRC - MRO Championships 2016 - Rnd 2 @ Donington Park GP

BG Products MRO Powerbikes inc Clubman 1000

RACE 9 - SECTOR ANALYSIS

SECTOR 1 = FL to I1, SECTOR 2 = I1 to FL, DIFF = Difference To Personal Best Lap

1 -		50.620	1:43.556	86.46	6.111	12:52:30.491
2 -	48.638	49.831	1:38.469	90.93	1.024	12:54:08.960
3 -	48.706	50.228	1:38.934	90.50	1.489	12:55:47.894
4 -	48.110	49.629	1:37.739	91.61	0.294	12:57:25.633
5 -	48.194	49.489	1:37.683 (2)	91.66	0.238	12:59:03.316
6 -	48.134	49.590	1:37.724 (3)	91.63	0.279	13:00:41.040
7 -	48.078	49.367	1:37.445 (1)	91.89		13:02:18.485

P7 31 Jack CROUCHER		Kawasaki -				
IDEAL LAP TIME : 1:37.686		BEST LAP TIME : 1:37.686		DIFFERENCE : 0.000		
LAP	SECTOR 1	SECTOR 2	LAP TIME	MPH	DIFF	TIME OF DAY
1 -		51.729	1:46.779	83.85	9.093	12:52:33.714
2 -	48.683	51.391	1:40.074	89.47	2.388	12:54:13.788
3 -	48.920	50.339	1:39.259	90.21	1.573	12:55:53.047
4 -	48.505	50.080	1:38.585 (3)	90.82	0.899	12:57:31.632
5 -	48.507	50.389	1:38.896	90.54	1.210	12:59:10.528
6 -	48.516	49.666	1:38.182 (2)	91.20	0.496	13:00:48.710
7 -	48.140	49.546	1:37.686 (1)	91.66		13:02:26.396

P8 70 C Jamie TIBBLE		Kawasaki -				
IDEAL LAP TIME : 1:39.674		BEST LAP TIME : 1:39.682		DIFFERENCE : 0.008		
LAP	SECTOR 1	SECTOR 2	LAP TIME	MPH	DIFF	TIME OF DAY
1 -		51.865	1:45.887	84.56	6.205	12:52:32.822
2 -	49.259	51.274	1:40.533 (3)	89.06	0.851	12:54:13.355
3 -	49.716	51.173	1:40.889	88.75	1.207	12:55:54.244
4 -	48.514	51.168	1:39.682 (1)	89.83		12:57:33.926
5 -	49.131	51.241	1:40.372 (2)	89.21	0.690	12:59:14.298
6 -	49.733	51.160	1:40.893	88.75	1.211	13:00:55.191
7 -	49.675	51.323	1:40.998	88.65	1.316	13:02:36.189

P9 24 Alan SMITH		Kawasaki - Mervyn Lambert Plant / Orwells Mcs				
IDEAL LAP TIME : 1:39.856		BEST LAP TIME : 1:39.886		DIFFERENCE : 0.030		
LAP	SECTOR 1	SECTOR 2	LAP TIME	MPH	DIFF	TIME OF DAY
1 -		53.086	1:53.080	79.18	13.194	12:52:40.015
2 -	50.686	52.048	1:42.734	87.16	2.848	12:54:22.749
3 -	49.647	51.337	1:40.984	88.67	1.098	12:56:03.733
4 -	48.609	51.386	1:39.995 (2)	89.54	0.109	12:57:43.728
5 -	49.400	51.368	1:40.768 (3)	88.86	0.882	12:59:24.496
6 -	49.710	51.805	1:41.515	88.20	1.629	13:01:06.011
7 -	48.639	51.247	1:39.886 (1)	89.64		13:02:45.897

P10 58 Jamie LOVEDAY		Kawasaki - Insignia signs				
IDEAL LAP TIME : 1:40.673		BEST LAP TIME : 1:41.022		DIFFERENCE : 0.349		
LAP	SECTOR 1	SECTOR 2	LAP TIME	MPH	DIFF	TIME OF DAY
1 -		52.479	1:50.540	81.00	9.518	12:52:37.475
2 -	49.965	51.871	1:41.836	87.93	0.814	12:54:19.311
3 -	50.180	51.851	1:42.031	87.76	1.009	12:56:01.342
4 -	49.373	51.802	1:41.175 (3)	88.50	0.153	12:57:42.517
5 -	49.479	51.911	1:41.390	88.31	0.368	12:59:23.907
6 -	49.715	51.307	1:41.022 (1)	88.63		13:01:04.929
7 -	49.366	51.706	1:41.072 (2)	88.59	0.050	13:02:46.001

P11 48 C Christos BOUZOUKIS		BMW -				
IDEAL LAP TIME : 1:40.811		BEST LAP TIME : 1:40.873		DIFFERENCE : 0.062		
LAP	SECTOR 1	SECTOR 2	LAP TIME	MPH	DIFF	TIME OF DAY
1 -		53.410	1:48.295	82.68	7.422	12:52:35.230
2 -	50.747	52.666	1:43.413	86.58	2.540	12:54:18.643
3 -	50.496	52.484	1:42.980	86.95	2.107	12:56:01.623
4 -	49.713	52.212	1:41.925	87.85	1.052	12:57:43.548

Weather / Track : Cloudy / Dry

Donington Park GP
Circuit Length = 2.4873 miles
Start: 12:50 Flag 13:02 End: 13:03

BMCRC - MRO Championships 2016 - Rnd 2 @ Donington Park GP

BG Products MRO Powerbikes inc Clubman 1000

RACE 9 - SECTOR ANALYSIS

SECTOR 1 = FL to I1, SECTOR 2 = I1 to FL, DIFF = Difference To Personal Best Lap

5 -	49.801	52.039	1:41.840 (3)	87.92	0.967	12:59:25.388
6 -	49.140	51.889	1:41.029 (2)	88.63	0.156	13:01:06.417
7 -	49.202	51.671	1:40.873 (1)	88.76		13:02:47.290

P12	8	John COUGHLAN	Aprilia - BIKERSWORLD			
IDEAL LAP TIME : 1:42.213		BEST LAP TIME : 1:42.374		DIFFERENCE : 0.161		
LAP	SECTOR 1	SECTOR 2	LAP TIME	MPH	DIFF	TIME OF DAY
1 -		53.717	1:52.184	79.81	9.810	12:52:39.119
2 -	51.069	52.151	1:43.220	86.75	0.846	12:54:22.339
3 -	51.147	51.763	1:42.910	87.01	0.536	12:56:05.249
4 -	50.772	52.498	1:43.270	86.70	0.896	12:57:48.519
5 -	50.558	51.944	1:42.502 (2)	87.35	0.128	12:59:31.021
6 -	50.866	52.016	1:42.882 (3)	87.03	0.508	13:01:13.903
7 -	50.719	51.655	1:42.374 (1)	87.46		13:02:56.277

P13	17 C	Luke ZUCHOWSKI	BMW -			
IDEAL LAP TIME : 1:41.679		BEST LAP TIME : 1:41.997		DIFFERENCE : 0.318		
LAP	SECTOR 1	SECTOR 2	LAP TIME	MPH	DIFF	TIME OF DAY
1 -		53.875	1:53.385	78.97	11.388	12:52:40.320
2 -	51.272	52.667	1:43.939	86.15	1.942	12:54:24.259
3 -	50.025	52.458	1:42.483 (2)	87.37	0.486	12:56:06.742
4 -	49.841	52.776	1:42.617	87.26	0.620	12:57:49.359
5 -	50.097	51.900	1:41.997 (1)	87.79		12:59:31.356
6 -	50.961	51.838	1:42.799	87.10	0.802	13:01:14.155
7 -	50.513	52.054	1:42.567 (3)	87.30	0.570	13:02:56.722

P14	191	Dave NORTON	Suzuki - Strawberry racing			
IDEAL LAP TIME : 1:40.340		BEST LAP TIME : 1:40.987		DIFFERENCE : 0.647		
LAP	SECTOR 1	SECTOR 2	LAP TIME	MPH	DIFF	TIME OF DAY
1 -		55.041	1:56.252	77.02	15.265	12:52:43.187
2 -	51.375	54.075	1:45.450	84.91	4.463	12:54:28.637
3 -	50.868	52.638	1:43.506	86.51	2.519	12:56:12.143
4 -	50.037	52.113	1:42.150	87.65	1.163	12:57:54.293
5 -	49.852	52.183	1:42.035 (3)	87.75	1.048	12:59:36.328
6 -	49.681	51.359	1:41.040 (2)	88.62	0.053	13:01:17.368
7 -	48.981	52.006	1:40.987 (1)	88.66		13:02:58.355

P15	57 C	David MILLS	Kawasaki - Area Fifty One Racing			
IDEAL LAP TIME : 1:40.392		BEST LAP TIME : 1:40.428		DIFFERENCE : 0.036		
LAP	SECTOR 1	SECTOR 2	LAP TIME	MPH	DIFF	TIME OF DAY
1 -		55.919	1:56.921	76.58	16.493	12:52:43.856
2 -	50.907	54.844	1:45.751	84.67	5.323	12:54:29.607
3 -	50.818	52.451	1:43.269	86.71	2.841	12:56:12.876
4 -	49.571	52.414	1:41.985	87.80	1.557	12:57:54.861
5 -	49.919	51.816	1:41.735 (3)	88.01	1.307	12:59:36.596
6 -	49.680	51.785	1:41.465 (2)	88.25	1.037	13:01:18.061
7 -	48.607	51.821	1:40.428 (1)	89.16		13:02:58.489

P16	37 C	Aldo MORELLO	BMW - UK Roofing & Plastics/FXR			
IDEAL LAP TIME : 1:42.716		BEST LAP TIME : 1:42.734		DIFFERENCE : 0.018		
LAP	SECTOR 1	SECTOR 2	LAP TIME	MPH	DIFF	TIME OF DAY
1 -		54.003	1:54.019	78.53	11.285	12:52:40.954
2 -	52.613	52.441	1:45.054	85.23	2.320	12:54:26.008
3 -	51.799	52.313	1:44.112	86.00	1.378	12:56:10.120
4 -	50.998	51.934	1:42.932 (3)	86.99	0.198	12:57:53.052
5 -	50.900	51.834	1:42.734 (1)	87.16		12:59:35.786
6 -	50.967	52.178	1:43.145	86.81	0.411	13:01:18.931
7 -	50.882	51.927	1:42.809 (2)	87.09	0.075	13:03:01.740

Weather / Track : Cloudy / Dry

Donington Park GP
Circuit Length = 2.4873 miles
Start: 12:50 Flag 13:02 End: 13:03

BMCRC - MRO Championships 2016 - Rnd 2 @ Donington Park GP

BG Products MRO Powerbikes inc Clubman 1000

RACE 9 - SECTOR ANALYSIS

SECTOR 1 = FL to I1, SECTOR 2 = I1 to FL, DIFF = Difference To Personal Best Lap

P17 11 C Mick WHALLEY Yamaha - Fresh Fruit Ltd						
IDEAL LAP TIME : 1:42.453		BEST LAP TIME : 1:42.465		DIFFERENCE : 0.012		
LAP	SECTOR 1	SECTOR 2	LAP TIME	MPH	DIFF	TIME OF DAY
1 -		55.600	1:58.934	75.28	16.469	12:52:45.869
2 -	52.411	52.492	1:44.903	85.35	2.438	12:54:30.772
3 -	51.201	52.877	1:44.078	86.03	1.613	12:56:14.850
4 -	51.651	53.543	1:45.194	85.12	2.729	12:58:00.044
5 -	51.506	51.916	1:43.422 (3)	86.58	0.957	12:59:43.466
6 -	50.592	52.547	1:43.139 (2)	86.81	0.674	13:01:26.605
7 -	50.604	51.861	1:42.465 (1)	87.39		13:03:09.070
P18 46 C Simon GATES Yamaha - No Talentino Rossi (Team FATI Yamaha)						
IDEAL LAP TIME : 1:44.708		BEST LAP TIME : 1:44.857		DIFFERENCE : 0.149		
LAP	SECTOR 1	SECTOR 2	LAP TIME	MPH	DIFF	TIME OF DAY
1 -		53.838	1:52.325	79.71	7.468	12:52:39.260
2 -	52.182	53.046	1:45.228	85.09	0.371	12:54:24.488
3 -	51.673	53.184	1:44.857 (1)	85.39		12:56:09.345
4 -	51.956	53.457	1:45.413	84.94	0.556	12:57:54.758
5 -	51.682	53.528	1:45.210	85.11	0.353	12:59:39.968
6 -	51.804	53.111	1:44.915 (2)	85.34	0.058	13:01:24.883
7 -	51.662	53.334	1:44.996 (3)	85.28	0.139	13:03:09.879
P19 9 C Mark O'BRIEN Ducati - obrienhifi.com						
IDEAL LAP TIME : 1:43.491		BEST LAP TIME : 1:43.800		DIFFERENCE : 0.309		
LAP	SECTOR 1	SECTOR 2	LAP TIME	MPH	DIFF	TIME OF DAY
1 -		55.004	1:55.680	77.40	11.880	12:52:42.615
2 -	52.517	55.003	1:47.520	83.28	3.720	12:54:30.135
3 -	52.449	52.969	1:45.418	84.94	1.618	12:56:15.553
4 -	52.540	52.419	1:44.959 (3)	85.31	1.159	12:58:00.512
5 -	51.632	53.450	1:45.082	85.21	1.282	12:59:45.594
6 -	51.599	52.523	1:44.122 (2)	85.99	0.322	13:01:29.716
7 -	51.072	52.728	1:43.800 (1)	86.26		13:03:13.516
P20 64 Barry CHAMBERLAIN Suzuki - Goldline Maintenance Services						
IDEAL LAP TIME : 1:42.645		BEST LAP TIME : 1:43.616		DIFFERENCE : 0.971		
LAP	SECTOR 1	SECTOR 2	LAP TIME	MPH	DIFF	TIME OF DAY
1 -		55.206	1:57.805	76.01	14.189	12:52:44.740
2 -	51.687	55.009	1:46.696	83.92	3.080	12:54:31.436
3 -	51.416	53.817	1:45.233 (3)	85.09	1.617	12:56:16.669
4 -	51.630	53.809	1:45.439	84.92	1.823	12:58:02.108
5 -	50.505	53.304	1:43.809 (2)	86.25	0.193	12:59:45.917
6 -	51.728	53.801	1:45.529	84.85	1.913	13:01:31.446
7 -	51.476	52.140	1:43.616 (1)	86.41		13:03:15.062
P21 5 C Vincent BUTLER Yamaha -						
IDEAL LAP TIME : 1:44.298		BEST LAP TIME : 1:44.802		DIFFERENCE : 0.504		
LAP	SECTOR 1	SECTOR 2	LAP TIME	MPH	DIFF	TIME OF DAY
1 -		54.225	1:52.026	79.93	7.224	12:52:38.961
2 -	52.950	53.729	1:46.679	83.93	1.877	12:54:25.640
3 -	52.289	56.546	1:48.835	82.27	4.033	12:56:14.475
4 -	51.765	53.561	1:45.326 (2)	85.01	0.524	12:57:59.801
5 -	52.004	53.715	1:45.719	84.70	0.917	12:59:45.520
6 -	51.078	54.503	1:45.581 (3)	84.81	0.779	13:01:31.101
7 -	51.582	53.220	1:44.802 (1)	85.44		13:03:15.903
P22 19 C Chris LAY Kawasaki -						
IDEAL LAP TIME : 1:42.038		BEST LAP TIME : 1:42.038		DIFFERENCE : 0.000		
LAP	SECTOR 1	SECTOR 2	LAP TIME	MPH	DIFF	TIME OF DAY

Weather / Track : Cloudy / Dry

Donington Park GP
Circuit Length = 2.4873 miles
Start: 12:50 Flag 13:02 End: 13:03

BMCRC - MRO Championships 2016 - Rnd 2 @ Donington Park GP

BG Products MRO Powerbikes inc Clubman 1000

RACE 9 - SECTOR ANALYSIS

SECTOR 1 = FL to I1, SECTOR 2 = I1 to FL, DIFF = Difference To Personal Best Lap

1 -		55.560	1:56.385	76.93	14.347	12:52:43.320
2 -	52.157	54.246	1:46.403	84.15	4.365	12:54:29.723
3 -	51.196	53.037	1:44.233	85.90	2.195	12:56:13.956
4 -	51.538	53.077	1:44.615	85.59	2.577	12:57:58.571
5 -	51.004	51.808	1:42.812 (3)	87.09	0.774	12:59:41.383
6 -	50.716	51.998	1:42.714 (2)	87.17	0.676	13:01:24.097
7 -	50.242	51.796	1:42.038 (1)	87.75		13:03:06.135

P23 63 C Keith HATTON			BMW - L.K.J. CONTRACTS			
IDEAL LAP TIME : 1:44.937		BEST LAP TIME : 1:45.207		DIFFERENCE : 0.270		
LAP	SECTOR 1	SECTOR 2	LAP TIME	MPH	DIFF	TIME OF DAY

1 -		55.394	1:55.491	77.53	10.284	12:52:42.426
2 -	52.044	54.071	1:46.115	84.38	0.908	12:54:28.541
3 -	52.013	54.823	1:46.836	83.81	1.629	12:56:15.377
4 -	52.471	54.333	1:46.804	83.84	1.597	12:58:02.181
5 -	51.735	53.472	1:45.207 (1)	85.11		12:59:47.388
6 -	51.465	53.803	1:45.268 (2)	85.06	0.061	13:01:32.656
7 -	52.198	53.893	1:46.091 (3)	84.40	0.884	13:03:18.747

P24 74 C Andrew BURKE			Honda -			
IDEAL LAP TIME : 1:44.302		BEST LAP TIME : 1:44.452		DIFFERENCE : 0.150		
LAP	SECTOR 1	SECTOR 2	LAP TIME	MPH	DIFF	TIME OF DAY

1 -		56.313	1:58.785	75.38	14.333	12:52:45.720
2 -	51.934	54.632	1:46.566	84.02	2.114	12:54:32.286
3 -	52.947	53.413	1:46.360	84.19	1.908	12:56:18.646
4 -	52.086	53.513	1:45.599 (3)	84.79	1.147	12:58:04.245
5 -	51.796	52.656	1:44.452 (1)	85.72		12:59:48.697
6 -	51.646	52.961	1:44.607 (2)	85.60	0.155	13:01:33.304
7 -	51.944	53.828	1:45.772	84.65	1.320	13:03:19.076

P25 25 C Louis BARTLETT			Kawasaki - McMillian Williams Solicitors			
IDEAL LAP TIME : 1:44.516		BEST LAP TIME : 1:45.261		DIFFERENCE : 0.745		
LAP	SECTOR 1	SECTOR 2	LAP TIME	MPH	DIFF	TIME OF DAY

1 -		54.590	1:54.416	78.26	9.155	12:52:41.351
2 -	52.766	52.925	1:45.691 (2)	84.72	0.430	12:54:27.042
3 -	52.195	54.265	1:46.460	84.11	1.199	12:56:13.502
4 -	51.591	53.670	1:45.261 (1)	85.06		12:57:58.763
5 -	52.264	53.706	1:45.970 (3)	84.49	0.709	12:59:44.733
6 -	52.680	54.229	1:46.909	83.75	1.648	13:01:31.642
7 -	52.872	55.727	1:48.599	82.45	3.338	13:03:20.241

P26 52 C Lee BARRETT			Honda - LKJ contract cleaning			
IDEAL LAP TIME : 1:45.559		BEST LAP TIME : 1:45.559		DIFFERENCE : 0.000		
LAP	SECTOR 1	SECTOR 2	LAP TIME	MPH	DIFF	TIME OF DAY

1 -		57.249	1:59.567	74.89	14.008	12:52:46.502
2 -	53.243	54.103	1:47.346	83.41	1.787	12:54:33.848
3 -	52.396	53.616	1:46.012 (2)	84.46	0.453	12:56:19.860
4 -	52.700	54.240	1:46.940	83.73	1.381	12:58:06.800
5 -	52.485	53.965	1:46.450	84.11	0.891	12:59:53.250
6 -	52.793	53.596	1:46.389 (3)	84.16	0.830	13:01:39.639
7 -	52.232	53.327	1:45.559 (1)	84.82		13:03:25.198

P27 26 C Eiren LONGWILL			Honda -			
IDEAL LAP TIME : 1:44.468		BEST LAP TIME : 1:44.617		DIFFERENCE : 0.149		
LAP	SECTOR 1	SECTOR 2	LAP TIME	MPH	DIFF	TIME OF DAY

1 -		56.568	2:00.327	74.41	15.710	12:52:47.262
2 -	53.309	55.245	1:48.554	82.48	3.937	12:54:35.816
3 -	52.544	53.475	1:46.019 (3)	84.46	1.402	12:56:21.835
4 -	52.951	53.942	1:46.893	83.77	2.276	12:58:08.728

Weather / Track : Cloudy / Dry

Donington Park GP
Circuit Length = 2.4873 miles
Start: 12:50 Flag 13:02 End: 13:03

BMCRC - MRO Championships 2016 - Rnd 2 @ Donington Park GP

BG Products MRO Powerbikes inc Clubman 1000

RACE 9 - SECTOR ANALYSIS

SECTOR 1 = FL to I1, SECTOR 2 = I1 to FL, DIFF = Difference To Personal Best Lap

5 -	53.255	53.616	1:46.871	83.78	2.254	12:59:55.599
6 -	52.781	52.613	1:45.394 (2)	84.96	0.777	13:01:40.993
7 -	51.855	52.762	1:44.617 (1)	85.59		13:03:25.610

P28 172	James MCBEAN		Honda - Sytner Leicester			
IDEAL LAP TIME : 1:46.211		BEST LAP TIME : 1:46.211		DIFFERENCE : 0.000		
LAP	SECTOR 1	SECTOR 2	LAP TIME	MPH	DIFF	TIME OF DAY
1 -		57.156	1:58.668	75.45	12.457	12:52:45.603
2 -	53.683	56.737	1:50.420	81.09	4.209	12:54:36.023
3 -	53.049	55.267	1:48.316	82.66	2.105	12:56:24.339
4 -	52.819	54.525	1:47.344 (2)	83.41	1.133	12:58:11.683
5 -	52.447	55.058	1:47.505	83.29	1.294	12:59:59.188
6 -	52.706	54.691	1:47.397 (3)	83.37	1.186	13:01:46.585
7 -	52.194	54.017	1:46.211 (1)	84.30		13:03:32.796

P29 85 C	John DAVIS		Yamaha -			
IDEAL LAP TIME : 1:47.229		BEST LAP TIME : 1:47.344		DIFFERENCE : 0.115		
LAP	SECTOR 1	SECTOR 2	LAP TIME	MPH	DIFF	TIME OF DAY
1 -		57.211	2:00.172	74.51	12.828	12:52:47.107
2 -	53.129	56.296	1:49.425	81.83	2.081	12:54:36.532
3 -	53.681	54.951	1:48.632	82.42	1.288	12:56:25.164
4 -	53.130	54.631	1:47.761	83.09	0.417	12:58:12.925
5 -	52.847	54.497	1:47.344 (1)	83.41		13:00:00.269
6 -	53.113	54.382	1:47.495 (2)	83.30	0.151	13:01:47.764
7 -	53.272	54.461	1:47.733 (3)	83.11	0.389	13:03:35.497

P30 41	David ABRAHAM		Kawasaki - Cambridge Motorcycles			
IDEAL LAP TIME : 1:47.181		BEST LAP TIME : 1:47.381		DIFFERENCE : 0.200		
LAP	SECTOR 1	SECTOR 2	LAP TIME	MPH	DIFF	TIME OF DAY
1 -		56.768	2:00.802	74.12	13.421	12:52:47.737
2 -	53.280	55.689	1:48.969	82.17	1.588	12:54:36.706
3 -	53.868	55.092	1:48.960	82.18	1.579	12:56:25.666
4 -	53.004	55.283	1:48.287	82.69	0.906	12:58:13.953
5 -	52.926	54.636	1:47.562 (3)	83.24	0.181	13:00:01.515
6 -	52.545	54.912	1:47.457 (2)	83.33	0.076	13:01:48.972
7 -	52.613	54.768	1:47.381 (1)	83.38		13:03:36.353

P31 108	Jason BREWSTER		Suzuki -			
IDEAL LAP TIME : 1:48.994		BEST LAP TIME : 1:49.800		DIFFERENCE : 0.806		
LAP	SECTOR 1	SECTOR 2	LAP TIME	MPH	DIFF	TIME OF DAY
1 -		57.671	2:02.129	73.31	12.329	12:52:49.064
2 -	53.583	56.488	1:50.071 (3)	81.35	0.271	12:54:39.135
3 -	53.561	56.453	1:50.014 (2)	81.39	0.214	12:56:29.149
4 -	53.981	56.102	1:50.083	81.34	0.283	12:58:19.232
5 -	54.278	56.102	1:50.380	81.12	0.580	13:00:09.612
6 -	54.367	55.433	1:49.800 (1)	81.55		13:01:59.412
7 -	53.711	56.499	1:50.210	81.24	0.410	13:03:49.622

P32 91 C	Matthew STREETER		Honda - Alltrades Building Services (EA) Ltd			
IDEAL LAP TIME : 1:48.057		BEST LAP TIME : 1:52.906		DIFFERENCE : 4.849		
LAP	SECTOR 1	SECTOR 2	LAP TIME	MPH	DIFF	TIME OF DAY
1 -		53.834	1:52.906 (1)	79.30		12:52:39.841
2 -	54.223	IN PIT	2:00.171 P	74.51	7.264	12:54:40.012

P33 23	Rik BALLERINI		Ducati - SCLS LTD Knight Road Racing			
IDEAL LAP TIME :		BEST LAP TIME :		DIFFERENCE :		
LAP	SECTOR 1	SECTOR 2	LAP TIME	MPH	DIFF	TIME OF DAY
1 -		IN PIT	2:34.096 P	58.10		12:53:21.031

Weather / Track : Cloudy / Dry

Donington Park GP
Circuit Length = 2.4873 miles
Start: 12:50 Flag 13:02 End: 13:03

BMCRC - MRO Championships 2016 - Rnd 2 @ Donington Park GP

BG Products MRO Powerbikes inc Clubman 1000

RACE 9 - BEST SECTORS

SECTOR 1			SECTOR 2			IDEAL / BEST COMPARISON						
POS	NO	NAME	TIME	NO	NAME	TIME	POS	NO	NAME	IDEAL	BEST	DIFF
									PERFECT LAP	1:35.298		
1	72	O'BRIEN	46.597	1	BAKER	48.701	1	72	O'BRIEN	1:35.543	1:35.892	0.349
2	3	PARKER	46.990	3	PARKER	48.765	2	3	PARKER	1:35.755	1:36.058	0.303
3	173	DRAPER	47.195	173	DRAPER	48.932	3	173	DRAPER	1:36.127	1:36.366	0.239
4	18	GOWEN	47.240	72	O'BRIEN	48.946	4	1	BAKER	1:36.198	1:36.419	0.221
5	1	BAKER	47.497	18	GOWEN	49.367	5	18	GOWEN	1:36.607	1:36.607	0.000
6	38	HEWSON	48.078	38	HEWSON	49.367	6	38	HEWSON	1:37.445	1:37.445	0.000
7	31	CROUCHER	48.140	31	CROUCHER	49.546	7	31	CROUCHER	1:37.686	1:37.686	0.000
8	70	TIBBLE	48.514	70	TIBBLE	51.160	8	70	TIBBLE	1:39.674	1:39.682	0.008
9	57	MILLS	48.607	24	SMITH	51.247	9	24	SMITH	1:39.856	1:39.886	0.030
10	24	SMITH	48.609	58	LOVEDAY	51.307	10	191	NORTON	1:40.340	1:40.987	0.647
11	191	NORTON	48.981	191	NORTON	51.359	11	57	MILLS	1:40.392	1:40.428	0.036
12	48	BOUZOUKIS	49.140	8	COUGHLAN	51.655	12	58	LOVEDAY	1:40.673	1:41.022	0.349
13	58	LOVEDAY	49.366	48	BOUZOUKIS	51.671	13	48	BOUZOUKIS	1:40.811	1:40.873	0.062
14	17	ZUCHOWSKI	49.841	57	MILLS	51.785	14	17	ZUCHOWSKI	1:41.679	1:41.997	0.318
15	19	LAY	50.242	19	LAY	51.796	15	19	LAY	1:42.038	1:42.038	0.000
16	64	CHAMBERLAIN	50.505	37	MORELLO	51.834	16	8	COUGHLAN	1:42.213	1:42.374	0.161
17	8	COUGHLAN	50.558	17	ZUCHOWSKI	51.838	17	11	WHALLEY	1:42.453	1:42.465	0.012
18	11	WHALLEY	50.592	11	WHALLEY	51.861	18	64	CHAMBERLAIN	1:42.645	1:43.616	0.971
19	37	MORELLO	50.882	64	CHAMBERLAIN	52.140	19	37	MORELLO	1:42.716	1:42.734	0.018
20	9	O'BRIEN	51.072	9	O'BRIEN	52.419	20	9	O'BRIEN	1:43.491	1:43.800	0.309
21	5	BUTLER	51.078	26	LONGWILL	52.613	21	5	BUTLER	1:44.298	1:44.802	0.504
22	63	HATTON	51.465	74	BURKE	52.656	22	74	BURKE	1:44.302	1:44.452	0.150
23	25	BARTLETT	51.591	25	BARTLETT	52.925	23	26	LONGWILL	1:44.468	1:44.617	0.149
24	74	BURKE	51.646	46	GATES	53.046	24	25	BARTLETT	1:44.516	1:45.261	0.745
25	46	GATES	51.662	5	BUTLER	53.220	25	46	GATES	1:44.708	1:44.857	0.149
26	26	LONGWILL	51.855	52	BARRETT	53.327	26	63	HATTON	1:44.937	1:45.207	0.270
27	172	MCBEAN	52.194	63	HATTON	53.472	27	52	BARRETT	1:45.559	1:45.559	0.000
28	52	BARRETT	52.232	91	STREETER	53.834	28	172	MCBEAN	1:46.211	1:46.211	0.000
29	41	ABRAHAM	52.545	172	MCBEAN	54.017	29	41	ABRAHAM	1:47.181	1:47.381	0.200
30	85	DAVIS	52.847	85	DAVIS	54.382	30	85	DAVIS	1:47.229	1:47.344	0.115
31	108	BREWSTER	53.561	41	ABRAHAM	54.636	31	91	STREETER	1:48.057	1:52.906	4.849
32	91	STREETER	54.223	108	BREWSTER	55.433	32	108	BREWSTER	1:48.994	1:49.800	0.806
33							33	23	BALLERINI			
34												
35												

Weather / Track : Cloudy / Dry

Results can be found at www.tsl-timing.com

Donington Park GP

Circuit Length = 2.4873 miles

Start: 12:50 Flag 13:02 End: 13:03

Printed - 13:04 Sunday, 10 April 2016

BMCRC - MRO Championships 2016 - Rnd 2 @ Donington Park GP



BG Products MRO Powerbikes inc Clubman 1000

RACE 21 - GRID (7 Laps)

ROW 12	35	131	Ashley FRANCIS	34	23	Rik BALLERINI			
ROW 11	33	47	Daryl DANCE	32	91	Matthew STREETER	31	108	Jason BREWSTER
ROW 10	30	41	David ABRAHAM	29	85	John DAVIS	28	172	James MCBEAN
ROW 9	27	52	Lee BARRETT	26	25	Louis BARTLETT	25	63	Keith HATTON
ROW 8	24	46	Simon GATES	23	5	Vincent BUTLER	22	26	Eiren LONGWILL
ROW 7	21	74	Andrew BURKE	20	9	Mark O'BRIEN	19	64	Barry CHAMBERLAIN
ROW 6	18	37	Aldo MORELLO	17	11	Mick WHALLEY	16	8	John COUGHLAN
ROW 5	15	19	Chris LAY	14	17	Luke ZUCHOWSKI	13	58	Jamie LOVEDAY
ROW 4	12	191	Dave NORTON	11	48	Christos BOUZOUKIS	10	57	David MILLS
ROW 3	9	24	Alan SMITH	8	70	Jamie TIBBLE	7	31	Jack CROUCHER
ROW 2	6	38	David HEWSON	5	18	David GOWEN	4	1	Peter BAKER
ROW 1	3	173	Stephen DRAPER	2	3	Colin PARKER	1	72	Michael O'BRIEN
Pole									

Donington Park GP
Circuit Length = 2.4873 miles

These results are provisional until the conclusion of any judicial and technical matters.

Clerk Of Course :	Timekeeper :
-------------------	--------------

Results can be found at www.tsl-timing.com

Printed - 13:06 Sunday, 10 April 2016



BMCRC - MRO Championships 2016 - Rnd 2 @ Donington Park GP



BG Products MRO Powerbikes inc Clubman 1000

RACE 21 - CLASSIFICATION

POS	NO	CL	PIC NAME	ENTRY	LAPS	TIME	GAP	DIFF	MPH	BEST	ON
1	1		1 Peter BAKER	Kawasaki -	6	9:43.321			91.87	1:35.365	6
2	72		2 Michael O'BRIEN	Yamaha -	6	9:43.931	0.610	0.610	91.77	1:35.490	6
3	173		3 Stephen DRAPER	Kawasaki -	6	9:44.350	1.029	0.419	91.70	1:35.715	6
4	3		4 Colin PARKER	Yamaha - Global Robots	6	9:44.522	1.201	0.172	91.68	1:35.562	6
5	18		5 David GOWEN	Yamaha -	6	9:52.016	8.695	7.494	90.52	1:36.267	6
6	38		6 David HEWSON	BMW - Obsession Engineering Limited	6	9:54.949	11.628	2.933	90.07	1:36.998	5
7	47		7 Daryl DANCE	Yamaha - 2 brothers scaffolding/Dad	6	9:59.046	15.725	4.097	89.45	1:38.007	4
8	31		8 Jack CROUCHER	Kawasaki -	6	9:59.416	16.095	0.370	89.40	1:38.141	3
9	191		9 Dave NORTON	Suzuki - Strawberry racing	6	10:07.146	23.825	7.730	88.26	1:39.317	6
10	70	C	1 Jamie TIBBLE	Kawasaki -	6	10:10.756	27.435	3.610	87.74	1:40.084	5
11	58		10 Jamie LOVEDAY	Kawasaki - Insignia signs	6	10:17.463	34.142	6.707	86.79	1:40.233	5
12	8		11 John COUGHLAN	Aprilia - BIKERSWORLD	6	10:23.461	40.140	5.998	85.95	1:41.978	5
13	57	C	2 David MILLS	Kawasaki - Area Fifty One Racing	6	10:23.853	40.532	0.392	85.90	1:41.743	6
14	17	C	3 Luke ZUCHOWSKI	BMW -	6	10:24.194	40.873	0.341	85.85	1:42.413	6
15	48	C	4 Christos BOUZOUKIS	BMW -	6	10:24.633	41.312	0.439	85.79	1:42.659	2
16	64		12 Barry CHAMBERLAIN	Suzuki - Goldline Maintenance Services	6	10:24.856	41.535	0.223	85.76	1:41.868	6
17	37	C	5 Aldo MORELLO	BMW - UK Roofing & Plastics/FXR	6	10:33.496	50.175	8.640	84.59	1:42.871	4
18	19	C	6 Chris LAY	Kawasaki -	6	10:33.847	50.526	0.351	84.54	1:43.591	5
19	9	C	7 Mark O'BRIEN	Ducati - obrienhifi.com	6	10:34.944	51.623	1.097	84.40	1:43.870	5
20	11	C	8 Mick WHALLEY	Yamaha - Fresh Fruit Ltd	6	10:35.706	52.385	0.762	84.30	1:43.850	6
21	63	C	9 Keith HATTON	BMW - L.K.J. CONTRACTS	6	10:46.240	1:02.919	10.534	82.92	1:46.065	4
22	24		13 Alan SMITH	Kawasaki - Mervyn Lambert Plant / Orwells Mcs	6	10:51.302	1:07.981	5.062	82.28	1:43.216	4
23	46	C	10 Simon GATES	Yamaha - No Talentino Rossi (Team FATI Yamaha)	6	10:54.124	1:10.803	2.822	81.92	1:44.369	6
24	5	C	11 Vincent BUTLER	Yamaha -	6	10:54.936	1:11.615	0.812	81.82	1:45.601	6
25	25	C	12 Louis BARTLETT	Kawasaki - McMillian Williams Solicitors	6	10:56.283	1:12.962	1.347	81.65	1:46.271	6
26	26	C	13 Eiren LONGWILL	Honda -	6	10:58.500	1:15.179	2.217	81.38	1:45.583	6
27	172		14 James MCBEAN	Honda - Sytner Leicester	6	10:58.785	1:15.464	0.285	81.34	1:45.996	6
28	74	C	14 Andrew BURKE	Honda -	6	11:03.209	1:19.888	4.424	80.80	1:46.888	6
29	23		15 Rik BALLERINI	Ducati - SCLS LTD Knight Road Racing	6	11:04.808	1:21.487	1.599	80.61	1:45.098	4
30	52	C	15 Lee BARRETT	Honda - LKJ contract cleaning	6	11:06.057	1:22.736	1.249	80.45	1:47.523	6
31	85	C	16 John DAVIS	Yamaha -	6	11:09.703	1:26.382	3.646	80.02	1:48.671	6
32	108*		16 Jason BREWSTER	Suzuki -	6	11:18.589	1:35.268	8.886	78.97	1:48.084	6

NOT CLASSIFIED

DNF	158		Seb KELLY	Yamaha - Go racing Developments	2	3:23.048	4 Laps	4 Laps	87.52	1:37.084	2
-----	-----	--	-----------	---------------------------------	---	----------	--------	--------	-------	----------	---

FASTEST LAP

	1		Peter BAKER	Kawasaki -	6	1:35.365			93.89 mph	151.11 kph	
	70	C	Jamie TIBBLE	Kawasaki -	5	1:40.084			89.46 mph	143.98 kph	

* BIKE #108 - 10 SECOND PENALTY JUMP START

Class - 90% of Race Speed = 82.68 mph

Class C - 90% of Race Speed = 78.96 mph

Donington Park GP

Circuit Length = 2.4873 miles

Start: 17:09 Flag 17:18 End: 17:20

Weather / Track : Cloudy / Dry

These results are provisional until the conclusion of any judicial and technical matters.

Clerk Of Course :	Timekeeper :
-------------------	--------------

Results can be found at www.tsl-timing.com

Printed - 17:21 Sunday, 10 April 2016



BMCRC - MRO Championships 2016 - Rnd 2 @ Donington Park GP

BG Products MRO Powerbikes inc Clubman 1000

RACE 21 - LAP CHART

LAP 1 @ 17:10:54.701		
NO	BEHIND	LAP TIME

72		1:41.936
1	0.382	1:42.318
173	0.643	1:42.579
3	1.030	1:42.966
38	2.149	1:44.085
18	2.462	1:44.398
47	3.631	1:45.567
70	3.667	1:45.603
158	4.028	1:45.964
31	4.285	1:46.221
191	5.044	1:46.980
48	6.401	1:48.337
24	6.609	1:48.545
57	7.322	1:49.258
8	7.774	1:49.710
58	8.353	1:50.289
17	8.674	1:50.610
19	8.868	1:50.804
5	10.108	1:52.044
37	10.271	1:52.207
64	10.734	1:52.670
63	11.991	1:53.927
23	12.142	1:54.078
9	12.305	1:54.241
11	12.763	1:54.699
85	15.749	1:57.685
25	15.847	1:57.783
172	16.892	1:58.828
108	17.843	1:59.779
26	17.892	1:59.828
52	18.021	1:59.957
46	20.266	2:02.202
74	22.304	2:04.240

LAP 2 @ 17:12:31.506		
NO	BEHIND	LAP TIME

72		1:36.805
1	0.481	1:36.904
173	0.667	1:36.829
3	1.190	1:36.965
18	3.878	1:38.221
38	4.057	1:38.713
158	4.307	1:37.084
47	5.515	1:38.689
31	7.126	1:39.646
70	8.156	1:41.294
191	8.456	1:40.217
48	12.255	1:42.659
57	12.795	1:42.278
8	13.317	1:42.348
58	13.720	1:42.172
17	14.742	1:42.873
19	16.715	1:44.652
64	17.272	1:43.343
37	18.241	1:44.775
9	19.377	1:43.877
11	20.685	1:44.727
63	22.476	1:47.290
23	22.845	1:47.508
5	28.511	1:55.208
25	28.698	1:49.656
85	30.147	1:51.203

26	30.252	1:49.165
172	30.868	1:50.781
52	31.443	1:50.227
46	32.006	1:48.545
108	32.651	1:51.613
74	32.742	1:47.243
24	35.023	2:05.219

LAP 3 @ 17:14:08.520		
NO	BEHIND	LAP TIME

1		1:36.533
72	0.181	1:37.195
173	0.538	1:36.885
3	0.779	1:36.603
18	6.036	1:39.172
38	6.390	1:39.347
47	6.925	1:38.424
31	8.253	1:38.141
191	12.054	1:40.612
70	13.430	1:42.288
48	18.497	1:43.256
58	18.606	1:41.900
57	19.631	1:43.850
8	20.097	1:43.794
17	20.356	1:42.628
64	23.001	1:42.743
19	25.022	1:45.321
37	26.066	1:44.839
9	26.934	1:44.571
11	27.935	1:44.264
63	31.702	1:46.240
5	39.120	1:47.623
25	39.223	1:47.539
172	43.070	1:49.216
46	43.309	1:48.317
26	43.701	1:50.463
85	45.098	1:51.965
24	45.252	1:47.243
52	45.704	1:51.275
74	46.030	1:50.302
108	47.270	1:51.633
23	52.717	2:06.886

LAP 4 @ 17:15:44.690		
NO	BEHIND	LAP TIME

1		1:36.170
72	0.336	1:36.325
173	0.614	1:36.246
3	0.869	1:36.260
18	6.912	1:37.046
38	8.092	1:37.872
47	8.762	1:38.007
31	10.840	1:38.757
191	16.194	1:40.310
70	18.413	1:41.153
58	24.596	1:42.160
48	25.990	1:43.663
57	26.248	1:42.787
8	26.476	1:42.549
17	26.797	1:42.611
64	28.763	1:41.932
37	32.767	1:42.871
19	34.018	1:45.166
9	35.195	1:44.431

11	36.042	1:44.277
63	41.597	1:46.065
5	50.396	1:47.446
25	50.550	1:47.497
24	52.298	1:43.216
46	52.741	1:45.602
172	53.273	1:46.373
26	54.144	1:46.613
74	57.452	1:47.592
52	58.383	1:48.849
85	59.040	1:50.112
108	59.985	1:48.885
23	1:01.645	1:45.098

LAP 5 @ 17:17:20.721		
NO	BEHIND	LAP TIME

1		1:36.031
72	0.485	1:36.180
173	0.679	1:36.096
3	1.004	1:36.166
18	7.793	1:36.912
38	9.059	1:36.998
47	11.363	1:38.632
31	13.178	1:38.369
191	19.873	1:39.710
58	28.798	1:40.233
8	32.423	1:41.978
48	33.642	1:43.683
17	33.825	1:43.059
57	34.154	1:43.937
64	35.032	1:42.300
37	41.131	1:44.395
19	41.578	1:43.591
9	43.034	1:43.870
11	43.900	1:43.889
63	52.153	1:46.587
24	59.725	1:43.458
5	1:01.379	1:47.014
46	1:01.799	1:45.089
25	1:02.056	1:47.537
172	1:04.833	1:47.591
26	1:04.961	1:46.848
74	1:08.365	1:46.944
52	1:10.578	1:48.226
23	1:11.243	1:45.629
108	1:12.549	1:48.595
85	1:13.076	1:50.067

LAP 6 @ 17:18:56.086		
NO	BEHIND	LAP TIME

1		1:35.365
72	0.610	1:35.490
173	1.029	1:35.715
3	1.201	1:35.562
18	8.695	1:36.267
38	11.628	1:37.934
47	15.725	1:39.727
31	16.095	1:38.282
191	23.825	1:39.317
70	27.435	1:40.334
58	34.142	1:40.709
8	40.140	1:43.082
57	40.532	1:41.743

17	40.873	1:42.413
48	41.312	1:43.035
64	41.535	1:41.868
37	50.175	1:44.409
19	50.526	1:44.313
9	51.623	1:43.954
11	52.385	1:43.850
63	1:02.919	1:46.131
24	1:07.981	1:43.621
46	1:10.803	1:44.369
5	1:11.615	1:45.601
25	1:12.962	1:46.271
26	1:15.179	1:45.583
172	1:15.464	1:45.996
74	1:19.888	1:46.888
23	1:21.487	1:45.609
52	1:22.736	1:47.523
108	1:25.268	1:48.084
85	1:26.382	1:48.671

Weather / Track : Cloudy / Dry

Donington Park GP
Circuit Length = 2.4873 miles
Start: 17:09 Flag 17:18 End: 17:20

BMCRC - MRO Championships 2016 - Rnd 2 @ Donington Park GP

BG Products MRO Powerbikes inc Clubman 1000

RACE 21 - SECTOR ANALYSIS

SECTOR 1 = FL to I1, SECTOR 2 = I1 to FL, DIFF = Difference To Personal Best Lap

P1		1		Peter BAKER		Kawasaki -	
IDEAL LAP TIME : 1:35.365		BEST LAP TIME : 1:35.365		DIFFERENCE : 0.000			
LAP	SECTOR 1	SECTOR 2	LAP TIME	MPH	DIFF	TIME OF DAY	
1 -		49.943	1:42.318	87.51	6.953	17:10:55.083	
2 -	47.614	49.290	1:36.904	92.40	1.539	17:12:31.987	
3 -	47.219	49.314	1:36.533	92.76	1.168	17:14:08.520	
4 -	47.236	48.934	1:36.170 (3)	93.11	0.805	17:15:44.690	
5 -	47.269	48.762	1:36.031 (2)	93.24	0.666	17:17:20.721	
6 -	46.978	48.387	1:35.365 (1)	93.89		17:18:56.086	

P2		72		Michael O'BRIEN		Yamaha -	
IDEAL LAP TIME : 1:35.490		BEST LAP TIME : 1:35.490		DIFFERENCE : 0.000			
LAP	SECTOR 1	SECTOR 2	LAP TIME	MPH	DIFF	TIME OF DAY	
1 -		49.902	1:41.936	87.84	6.446	17:10:54.701	
2 -	47.716	49.089	1:36.805	92.49	1.315	17:12:31.506	
3 -	47.506	49.689	1:37.195	92.12	1.705	17:14:08.701	
4 -	47.376	48.949	1:36.325 (3)	92.96	0.835	17:15:45.026	
5 -	47.274	48.906	1:36.180 (2)	93.10	0.690	17:17:21.206	
6 -	46.737	48.753	1:35.490 (1)	93.77		17:18:56.696	

P3		173		Stephen DRAPER		Kawasaki -	
IDEAL LAP TIME : 1:35.715		BEST LAP TIME : 1:35.715		DIFFERENCE : 0.000			
LAP	SECTOR 1	SECTOR 2	LAP TIME	MPH	DIFF	TIME OF DAY	
1 -		49.800	1:42.579	87.29	6.864	17:10:55.344	
2 -	47.863	48.966	1:36.829	92.47	1.114	17:12:32.173	
3 -	47.288	49.597	1:36.885	92.42	1.170	17:14:09.058	
4 -	47.115	49.131	1:36.246 (3)	93.03	0.531	17:15:45.304	
5 -	47.113	48.983	1:36.096 (2)	93.18	0.381	17:17:21.400	
6 -	46.859	48.856	1:35.715 (1)	93.55		17:18:57.115	

P4		3		Colin PARKER		Yamaha - Global Robots	
IDEAL LAP TIME : 1:35.562		BEST LAP TIME : 1:35.562		DIFFERENCE : 0.000			
LAP	SECTOR 1	SECTOR 2	LAP TIME	MPH	DIFF	TIME OF DAY	
1 -		50.330	1:42.966	86.96	7.404	17:10:55.731	
2 -	47.862	49.103	1:36.965	92.34	1.403	17:12:32.696	
3 -	47.432	49.171	1:36.603	92.69	1.041	17:14:09.299	
4 -	47.288	48.972	1:36.260 (3)	93.02	0.698	17:15:45.559	
5 -	47.294	48.872	1:36.166 (2)	93.11	0.604	17:17:21.725	
6 -	46.880	48.682	1:35.562 (1)	93.70		17:18:57.287	

P5		18		David GOWEN		Yamaha -	
IDEAL LAP TIME : 1:36.267		BEST LAP TIME : 1:36.267		DIFFERENCE : 0.000			
LAP	SECTOR 1	SECTOR 2	LAP TIME	MPH	DIFF	TIME OF DAY	
1 -		50.973	1:44.398	85.77	8.131	17:10:57.163	
2 -	48.406	49.815	1:38.221	91.16	1.954	17:12:35.384	
3 -	48.859	50.313	1:39.172	90.29	2.905	17:14:14.556	
4 -	47.298	49.748	1:37.046 (3)	92.27	0.779	17:15:51.602	
5 -	47.466	49.446	1:36.912 (2)	92.39	0.645	17:17:28.514	
6 -	47.149	49.118	1:36.267 (1)	93.01		17:19:04.781	

P6		38		David HEWSON		BMW - Obsession Engineering Limited	
IDEAL LAP TIME : 1:36.998		BEST LAP TIME : 1:36.998		DIFFERENCE : 0.000			
LAP	SECTOR 1	SECTOR 2	LAP TIME	MPH	DIFF	TIME OF DAY	
1 -		50.650	1:44.085	86.02	7.087	17:10:56.850	
2 -	48.477	50.236	1:38.713	90.71	1.715	17:12:35.563	
3 -	49.111	50.236	1:39.347	90.13	2.349	17:14:14.910	
4 -	48.171	49.701	1:37.872 (2)	91.49	0.874	17:15:52.782	
5 -	47.844	49.154	1:36.998 (1)	92.31		17:17:29.780	

Weather / Track : Cloudy / Dry

Donington Park GP
 Circuit Length = 2.4873 miles
 Start: 17:09 Flag 17:18 End: 17:20

BMCRC - MRO Championships 2016 - Rnd 2 @ Donington Park GP

BG Products MRO Powerbikes inc Clubman 1000

RACE 21 - SECTOR ANALYSIS

SECTOR 1 = FL to I1, SECTOR 2 = I1 to FL, DIFF = Difference To Personal Best Lap

6 - 48.078 49.856 1:37.934 (3) 91.43 0.936 17:19:07.714

P7 47 Daryl DANCE		Yamaha - 2 brothers scaffolding/Dad				
IDEAL LAP TIME : 1:37.533		BEST LAP TIME : 1:38.007		DIFFERENCE : 0.474		
LAP	SECTOR 1	SECTOR 2	LAP TIME	MPH	DIFF	TIME OF DAY
1 -		50.761	1:45.567	84.82	7.560	17:10:58.332
2 -	47.444	51.245	1:38.689	90.73	0.682	17:12:37.021
3 -	48.073	50.351	1:38.424 (2)	90.97	0.417	17:14:15.445
4 -	47.918	50.089	1:38.007 (1)	91.36		17:15:53.452
5 -	48.287	50.345	1:38.632 (3)	90.78	0.625	17:17:32.084
6 -	49.141	50.586	1:39.727	89.78	1.720	17:19:11.811

P8 31 Jack CROUCHER		Kawasaki -				
IDEAL LAP TIME : 1:38.000		BEST LAP TIME : 1:38.141		DIFFERENCE : 0.141		
LAP	SECTOR 1	SECTOR 2	LAP TIME	MPH	DIFF	TIME OF DAY
1 -		52.034	1:46.221	84.29	8.080	17:10:58.986
2 -	48.983	50.663	1:39.646	89.86	1.505	17:12:38.632
3 -	48.249	49.892	1:38.141 (1)	91.24		17:14:16.773
4 -	48.109	50.648	1:38.757	90.67	0.616	17:15:55.530
5 -	48.257	50.112	1:38.369 (3)	91.02	0.228	17:17:33.899
6 -	48.108	50.174	1:38.282 (2)	91.10	0.141	17:19:12.181

P9 191 Dave NORTON		Suzuki - Strawberry racing				
IDEAL LAP TIME : 1:39.014		BEST LAP TIME : 1:39.317		DIFFERENCE : 0.303		
LAP	SECTOR 1	SECTOR 2	LAP TIME	MPH	DIFF	TIME OF DAY
1 -		52.137	1:46.980	83.70	7.663	17:10:59.745
2 -	48.616	51.601	1:40.217 (3)	89.35	0.900	17:12:39.962
3 -	49.559	51.053	1:40.612	88.99	1.295	17:14:20.574
4 -	49.089	51.221	1:40.310	89.26	0.993	17:16:00.884
5 -	48.845	50.865	1:39.710 (2)	89.80	0.393	17:17:40.594
6 -	48.919	50.398	1:39.317 (1)	90.16		17:19:19.911

P10 70 C Jamie TIBBLE		Kawasaki -				
IDEAL LAP TIME : 1:40.084		BEST LAP TIME : 1:40.084		DIFFERENCE : 0.000		
LAP	SECTOR 1	SECTOR 2	LAP TIME	MPH	DIFF	TIME OF DAY
1 -		51.518	1:45.603	84.79	5.519	17:10:58.368
2 -	49.383	51.911	1:41.294	88.40	1.210	17:12:39.662
3 -	50.464	51.824	1:42.288	87.54	2.204	17:14:21.950
4 -	49.635	51.518	1:41.153 (3)	88.52	1.069	17:16:03.103
5 -	49.200	50.884	1:40.084 (1)	89.46		17:17:43.187
6 -	49.292	51.042	1:40.334 (2)	89.24	0.250	17:19:23.521

P11 58 Jamie LOVEDAY		Kawasaki - Insignia signs				
IDEAL LAP TIME : 1:40.233		BEST LAP TIME : 1:40.233		DIFFERENCE : 0.000		
LAP	SECTOR 1	SECTOR 2	LAP TIME	MPH	DIFF	TIME OF DAY
1 -		52.768	1:50.289	81.19	10.056	17:11:03.054
2 -	49.838	52.334	1:42.172	87.64	1.939	17:12:45.226
3 -	49.856	52.044	1:41.900 (3)	87.87	1.667	17:14:27.126
4 -	50.192	51.968	1:42.160	87.65	1.927	17:16:09.286
5 -	48.920	51.313	1:40.233 (1)	89.33		17:17:49.519
6 -	49.115	51.594	1:40.709 (2)	88.91	0.476	17:19:30.228

P12 8 John COUGHLAN		Aprilia - BIKERSWORLD				
IDEAL LAP TIME : 1:41.716		BEST LAP TIME : 1:41.978		DIFFERENCE : 0.262		
LAP	SECTOR 1	SECTOR 2	LAP TIME	MPH	DIFF	TIME OF DAY
1 -		53.197	1:49.710	81.61	7.732	17:11:02.475
2 -	50.142	52.206	1:42.348 (2)	87.49	0.370	17:12:44.823
3 -	50.770	53.024	1:43.794	86.27	1.816	17:14:28.617

Weather / Track : Cloudy / Dry

Donington Park GP
Circuit Length = 2.4873 miles
Start: 17:09 Flag 17:18 End: 17:20

BMCRC - MRO Championships 2016 - Rnd 2 @ Donington Park GP

BG Products MRO Powerbikes inc Clubman 1000

RACE 21 - SECTOR ANALYSIS

SECTOR 1 = FL to I1, SECTOR 2 = I1 to FL, DIFF = Difference To Personal Best Lap

4 -	50.311	52.238	1:42.549 (3)	87.31	0.571	17:16:11.166
5 -	50.404	51.574	1:41.978 (1)	87.80		17:17:53.144
6 -	51.101	51.981	1:43.082	86.86	1.104	17:19:36.226

P13	57 C	David MILLS	Kawasaki - Area Fifty One Racing			
IDEAL LAP TIME : 1:41.743		BEST LAP TIME : 1:41.743	DIFFERENCE : 0.000			
LAP	SECTOR 1	SECTOR 2	LAP TIME	MPH	DIFF	TIME OF DAY
1 -		53.777	1:49.258	81.95	7.515	17:11:02.023
2 -	49.680	52.598	1:42.278 (2)	87.55	0.535	17:12:44.301
3 -	50.491	53.359	1:43.850	86.22	2.107	17:14:28.151
4 -	50.167	52.620	1:42.787 (3)	87.11	1.044	17:16:10.938
5 -	50.856	53.081	1:43.937	86.15	2.194	17:17:54.875
6 -	49.611	52.132	1:41.743 (1)	88.01		17:19:36.618

P14	17 C	Luke ZUCHOWSKI	BMW -			
IDEAL LAP TIME : 1:42.274		BEST LAP TIME : 1:42.413	DIFFERENCE : 0.139			
LAP	SECTOR 1	SECTOR 2	LAP TIME	MPH	DIFF	TIME OF DAY
1 -		53.758	1:50.610	80.95	8.197	17:11:03.375
2 -	50.444	52.429	1:42.873	87.04	0.460	17:12:46.248
3 -	50.413	52.215	1:42.628 (3)	87.25	0.215	17:14:28.876
4 -	50.383	52.228	1:42.611 (2)	87.26	0.198	17:16:11.487
5 -	50.759	52.300	1:43.059	86.88	0.646	17:17:54.546
6 -	50.522	51.891	1:42.413 (1)	87.43		17:19:36.959

P15	48 C	Christos BOUZOUKIS	BMW -			
IDEAL LAP TIME : 1:42.659		BEST LAP TIME : 1:42.659	DIFFERENCE : 0.000			
LAP	SECTOR 1	SECTOR 2	LAP TIME	MPH	DIFF	TIME OF DAY
1 -		53.127	1:48.337	82.65	5.678	17:11:01.102
2 -	50.332	52.327	1:42.659 (1)	87.22		17:12:43.761
3 -	50.348	52.908	1:43.256 (3)	86.72	0.597	17:14:27.017
4 -	50.714	52.949	1:43.663	86.38	1.004	17:16:10.680
5 -	50.556	53.127	1:43.683	86.36	1.024	17:17:54.363
6 -	50.368	52.667	1:43.035 (2)	86.90	0.376	17:19:37.398

P16	64	Barry CHAMBERLAIN	Suzuki - Goldline Maintenance Services			
IDEAL LAP TIME : 1:41.101		BEST LAP TIME : 1:41.868	DIFFERENCE : 0.767			
LAP	SECTOR 1	SECTOR 2	LAP TIME	MPH	DIFF	TIME OF DAY
1 -		53.436	1:52.670	79.47	10.802	17:11:05.435
2 -	50.958	52.385	1:43.343	86.64	1.475	17:12:48.778
3 -	50.945	51.798	1:42.743	87.15	0.875	17:14:31.521
4 -	50.059	51.873	1:41.932 (2)	87.84	0.064	17:16:13.453
5 -	50.766	51.534	1:42.300 (3)	87.53	0.432	17:17:55.753
6 -	49.567	52.301	1:41.868 (1)	87.90		17:19:37.621

P17	37 C	Aldo MORELLO	BMW - UK Roofing & Plastics/FXR			
IDEAL LAP TIME : 1:42.871		BEST LAP TIME : 1:42.871	DIFFERENCE : 0.000			
LAP	SECTOR 1	SECTOR 2	LAP TIME	MPH	DIFF	TIME OF DAY
1 -		54.229	1:52.207	79.80	9.336	17:11:04.972
2 -	51.134	53.641	1:44.775	85.46	1.904	17:12:49.747
3 -	50.994	53.845	1:44.839	85.41	1.968	17:14:34.586
4 -	50.500	52.371	1:42.871 (1)	87.04		17:16:17.457
5 -	50.657	53.738	1:44.395 (2)	85.77	1.524	17:18:01.852
6 -	51.312	53.097	1:44.409 (3)	85.76	1.538	17:19:46.261

P18	19 C	Chris LAY	Kawasaki -			
IDEAL LAP TIME : 1:43.458		BEST LAP TIME : 1:43.591	DIFFERENCE : 0.133			
LAP	SECTOR 1	SECTOR 2	LAP TIME	MPH	DIFF	TIME OF DAY
1 -		53.643	1:50.804	80.81	7.213	17:11:03.569

Weather / Track : Cloudy / Dry

Donington Park GP
Circuit Length = 2.4873 miles
Start: 17:09 Flag 17:18 End: 17:20

BMCRC - MRO Championships 2016 - Rnd 2 @ Donington Park GP

BG Products MRO Powerbikes inc Clubman 1000

RACE 21 - SECTOR ANALYSIS

SECTOR 1 = FL to I1, SECTOR 2 = I1 to FL, DIFF = Difference To Personal Best Lap

2 -	52.168	52.484	1:44.652 (3)	85.56	1.061	17:12:48.221
3 -	51.668	53.653	1:45.321	85.02	1.730	17:14:33.542
4 -	51.211	53.955	1:45.166	85.14	1.575	17:16:18.708
5 -	51.344	52.247	1:43.591 (1)	86.44		17:18:02.299
6 -	51.436	52.877	1:44.313 (2)	85.84	0.722	17:19:46.612

P19 9 C Mark O'BRIEN		Ducati - obrienhifi.com				
IDEAL LAP TIME : 1:43.778		BEST LAP TIME : 1:43.870		DIFFERENCE : 0.092		
LAP	SECTOR 1	SECTOR 2	LAP TIME	MPH	DIFF	TIME OF DAY
1 -		54.633	1:54.241	78.38	10.371	17:11:07.006
2 -	51.133	52.744	1:43.877 (2)	86.20	0.007	17:12:50.883
3 -	51.620	52.951	1:44.571	85.63	0.701	17:14:35.454
4 -	51.683	52.748	1:44.431	85.74	0.561	17:16:19.885
5 -	51.034	52.836	1:43.870 (1)	86.20		17:18:03.755
6 -	51.207	52.747	1:43.954 (3)	86.13	0.084	17:19:47.709

P20 11 C Mick WHALLEY		Yamaha - Fresh Fruit Ltd				
IDEAL LAP TIME : 1:43.022		BEST LAP TIME : 1:43.850		DIFFERENCE : 0.828		
LAP	SECTOR 1	SECTOR 2	LAP TIME	MPH	DIFF	TIME OF DAY
1 -		54.608	1:54.699	78.06	10.849	17:11:07.464
2 -	51.710	53.017	1:44.727	85.50	0.877	17:12:52.191
3 -	51.335	52.929	1:44.264 (3)	85.88	0.414	17:14:36.455
4 -	51.441	52.836	1:44.277	85.87	0.427	17:16:20.732
5 -	51.657	52.232	1:43.889 (2)	86.19	0.039	17:18:04.621
6 -	50.790	53.060	1:43.850 (1)	86.22		17:19:48.471

P21 63 C Keith HATTON		BMW - L.K.J. CONTRACTS				
IDEAL LAP TIME : 1:45.979		BEST LAP TIME : 1:46.065		DIFFERENCE : 0.086		
LAP	SECTOR 1	SECTOR 2	LAP TIME	MPH	DIFF	TIME OF DAY
1 -		55.096	1:53.927	78.59	7.862	17:11:06.692
2 -	53.037	54.253	1:47.290	83.46	1.225	17:12:53.982
3 -	52.297	53.943	1:46.240 (3)	84.28	0.175	17:14:40.222
4 -	52.046	54.019	1:46.065 (1)	84.42		17:16:26.287
5 -	52.521	54.066	1:46.587	84.01	0.522	17:18:12.874
6 -	52.198	53.933	1:46.131 (2)	84.37	0.066	17:19:59.005

P22 24 Alan SMITH		Kawasaki - Mervyn Lambert Plant / Orwells Mcs				
IDEAL LAP TIME : 1:41.918		BEST LAP TIME : 1:43.216		DIFFERENCE : 1.298		
LAP	SECTOR 1	SECTOR 2	LAP TIME	MPH	DIFF	TIME OF DAY
1 -		54.017	1:48.545	82.49	5.329	17:11:01.310
2 -	49.385	1:15.834	2:05.219	71.51	22.003	17:13:06.529
3 -	51.648	55.595	1:47.243	83.49	4.027	17:14:53.772
4 -	50.329	52.887	1:43.216 (1)	86.75		17:16:36.988
5 -	50.925	52.533	1:43.458 (2)	86.55	0.242	17:18:20.446
6 -	50.020	53.601	1:43.621 (3)	86.41	0.405	17:20:04.067

P23 46 C Simon GATES		Yamaha - No Talentino Rossi (Team FATI Yamaha)				
IDEAL LAP TIME : 1:44.369		BEST LAP TIME : 1:44.369		DIFFERENCE : 0.000		
LAP	SECTOR 1	SECTOR 2	LAP TIME	MPH	DIFF	TIME OF DAY
1 -		1:03.113	2:02.202	73.27	17.833	17:11:14.967
2 -	52.460	56.085	1:48.545	82.49	4.176	17:13:03.512
3 -	52.526	55.791	1:48.317	82.66	3.948	17:14:51.829
4 -	52.113	53.489	1:45.602 (3)	84.79	1.233	17:16:37.431
5 -	51.770	53.319	1:45.089 (2)	85.20	0.720	17:18:22.520
6 -	51.629	52.740	1:44.369 (1)	85.79		17:20:06.889

Weather / Track : Cloudy / Dry

Donington Park GP
Circuit Length = 2.4873 miles
Start: 17:09 Flag 17:18 End: 17:20

BMCRC - MRO Championships 2016 - Rnd 2 @ Donington Park GP

BG Products MRO Powerbikes inc Clubman 1000

RACE 21 - SECTOR ANALYSIS

SECTOR 1 = FL to I1, SECTOR 2 = I1 to FL, DIFF = Difference To Personal Best Lap

P24		5 C		Vincent BUTLER		Yamaha -	
IDEAL LAP TIME : 1:45.583		BEST LAP TIME : 1:45.601		DIFFERENCE : 0.018			
LAP	SECTOR 1	SECTOR 2	LAP TIME	MPH	DIFF	TIME OF DAY	
1 -		54.373	1:52.044	79.91	6.443	17:11:04.809	
2 -	1:00.097	55.111	1:55.208	77.72	9.607	17:13:00.017	
3 -	53.064	54.559	1:47.623	83.20	2.022	17:14:47.640	
4 -	52.633	54.813	1:47.446 (3)	83.33	1.845	17:16:35.086	
5 -	53.258	53.756	1:47.014 (2)	83.67	1.413	17:18:22.100	
6 -	51.827	53.774	1:45.601 (1)	84.79		17:20:07.701	

P25		25 C		Louis BARTLETT		Kawasaki - McMillian Williams Solicitors	
IDEAL LAP TIME : 1:46.261		BEST LAP TIME : 1:46.271		DIFFERENCE : 0.010			
LAP	SECTOR 1	SECTOR 2	LAP TIME	MPH	DIFF	TIME OF DAY	
1 -		55.785	1:57.783	76.02	11.512	17:11:10.548	
2 -	54.578	55.078	1:49.656	81.65	3.385	17:13:00.204	
3 -	53.259	54.280	1:47.539	83.26	1.268	17:14:47.743	
4 -	53.047	54.450	1:47.497 (2)	83.29	1.226	17:16:35.240	
5 -	53.758	53.779	1:47.537 (3)	83.26	1.266	17:18:22.777	
6 -	52.482	53.789	1:46.271 (1)	84.26		17:20:09.048	

P26		26 C		Eiren LONGWILL		Honda -	
IDEAL LAP TIME : 1:45.583		BEST LAP TIME : 1:45.583		DIFFERENCE : 0.000			
LAP	SECTOR 1	SECTOR 2	LAP TIME	MPH	DIFF	TIME OF DAY	
1 -		56.755	1:59.828	74.72	14.245	17:11:12.593	
2 -	53.667	55.498	1:49.165	82.02	3.582	17:13:01.758	
3 -	53.490	56.973	1:50.463	81.06	4.880	17:14:52.221	
4 -	53.422	53.191	1:46.613 (2)	83.99	1.030	17:16:38.834	
5 -	52.930	53.918	1:46.848 (3)	83.80	1.265	17:18:25.682	
6 -	52.654	52.929	1:45.583 (1)	84.80		17:20:11.265	

P27		172		James MCBEAN		Honda - Sytner Leicester	
IDEAL LAP TIME : 1:45.996		BEST LAP TIME : 1:45.996		DIFFERENCE : 0.000			
LAP	SECTOR 1	SECTOR 2	LAP TIME	MPH	DIFF	TIME OF DAY	
1 -		56.395	1:58.828	75.35	12.832	17:11:11.593	
2 -	53.656	57.125	1:50.781	80.83	4.785	17:13:02.374	
3 -	52.873	56.343	1:49.216	81.98	3.220	17:14:51.590	
4 -	51.783	54.590	1:46.373 (2)	84.17	0.377	17:16:37.963	
5 -	52.417	55.174	1:47.591 (3)	83.22	1.595	17:18:25.554	
6 -	51.555	54.441	1:45.996 (1)	84.47		17:20:11.550	

P28		74 C		Andrew BURKE		Honda -	
IDEAL LAP TIME : 1:45.977		BEST LAP TIME : 1:46.888		DIFFERENCE : 0.911			
LAP	SECTOR 1	SECTOR 2	LAP TIME	MPH	DIFF	TIME OF DAY	
1 -		1:03.706	2:04.240	72.07	17.352	17:11:17.005	
2 -	52.248	54.995	1:47.243 (3)	83.49	0.355	17:13:04.248	
3 -	53.704	56.598	1:50.302	81.18	3.414	17:14:54.550	
4 -	53.863	53.729	1:47.592	83.22	0.704	17:16:42.142	
5 -	53.076	53.868	1:46.944 (2)	83.73	0.056	17:18:29.086	
6 -	52.725	54.163	1:46.888 (1)	83.77		17:20:15.974	

P29		23		Rik BALLERINI		Ducati - SCLS LTD Knight Road Racing	
IDEAL LAP TIME : 1:44.851		BEST LAP TIME : 1:45.098		DIFFERENCE : 0.247			
LAP	SECTOR 1	SECTOR 2	LAP TIME	MPH	DIFF	TIME OF DAY	
1 -		54.241	1:54.078	78.49	8.980	17:11:06.843	
2 -	53.064	54.444	1:47.508	83.29	2.410	17:12:54.351	
3 -	51.481	1:15.405	2:06.886	70.57	21.788	17:15:01.237	
4 -	51.728	53.370	1:45.098 (1)	85.20		17:16:46.335	
5 -	51.661	53.968	1:45.629 (3)	84.77	0.531	17:18:31.964	

Weather / Track : Cloudy / Dry

Donington Park GP
Circuit Length = 2.4873 miles
Start: 17:09 Flag 17:18 End: 17:20

BMCRC - MRO Championships 2016 - Rnd 2 @ Donington Park GP

BG Products MRO Powerbikes inc Clubman 1000

RACE 21 - SECTOR ANALYSIS

SECTOR 1 = FL to I1, SECTOR 2 = I1 to FL, DIFF = Difference To Personal Best Lap

6 - 52.162 53.447 1:45.609 (2) 84.78 0.511 17:20:17.573

P30 52 C Lee BARRETT			Honda - LKJ contract cleaning			
IDEAL LAP TIME : 1:47.523		BEST LAP TIME : 1:47.523		DIFFERENCE : 0.000		
LAP	SECTOR 1	SECTOR 2	LAP TIME	MPH	DIFF	TIME OF DAY
1 -		57.479	1:59.957	74.64	12.434	17:11:12.722
2 -	54.476	55.751	1:50.227	81.23	2.704	17:13:02.949
3 -	54.521	56.754	1:51.275	80.47	3.752	17:14:54.224
4 -	53.913	54.936	1:48.849 (3)	82.26	1.326	17:16:43.073
5 -	53.669	54.557	1:48.226 (2)	82.73	0.703	17:18:31.299
6 -	53.455	54.068	1:47.523 (1)	83.27		17:20:18.822

P31 85 C John DAVIS			Yamaha -			
IDEAL LAP TIME : 1:48.671		BEST LAP TIME : 1:48.671		DIFFERENCE : 0.000		
LAP	SECTOR 1	SECTOR 2	LAP TIME	MPH	DIFF	TIME OF DAY
1 -		56.391	1:57.685	76.08	9.014	17:11:10.450
2 -	54.268	56.935	1:51.203	80.52	2.532	17:13:01.653
3 -	55.323	56.642	1:51.965	79.97	3.294	17:14:53.618
4 -	54.199	55.913	1:50.112 (3)	81.32	1.441	17:16:43.730
5 -	54.821	55.246	1:50.067 (2)	81.35	1.396	17:18:33.797
6 -	53.642	55.029	1:48.671 (1)	82.39		17:20:22.468

P32 108 Jason BREWSTER			Suzuki -			
IDEAL LAP TIME : 1:47.801		BEST LAP TIME : 1:48.084		DIFFERENCE : 0.283		
LAP	SECTOR 1	SECTOR 2	LAP TIME	MPH	DIFF	TIME OF DAY
1 -		58.056	1:59.779	74.75	11.695	17:11:12.544
2 -	54.326	57.287	1:51.613	80.22	3.529	17:13:04.157
3 -	53.593	58.040	1:51.633	80.21	3.549	17:14:55.790
4 -	52.947	55.938	1:48.885 (3)	82.23	0.801	17:16:44.675
5 -	52.608	55.987	1:48.595 (2)	82.45	0.511	17:18:33.270
6 -	52.891	55.193	1:48.084 (1)	82.84		17:20:21.354

P33 158 Seb KELLY			Yamaha - Go racing Developments			
IDEAL LAP TIME : 1:36.829		BEST LAP TIME : 1:37.084		DIFFERENCE : 0.255		
LAP	SECTOR 1	SECTOR 2	LAP TIME	MPH	DIFF	TIME OF DAY
1 -		50.640	1:45.964 (2)	84.50	8.880	17:10:58.729
2 -	47.502	49.582	1:37.084 (1)	92.23		17:12:35.813

BMCRC - MRO Championships 2016 - Rnd 2 @ Donington Park GP

BG Products MRO Powerbikes inc Clubman 1000

RACE 21 - BEST SECTORS

SECTOR 1			SECTOR 2			IDEAL / BEST COMPARISON						
POS	NO	NAME	TIME	NO	NAME	TIME	POS	NO	NAME	IDEAL	BEST	DIFF
									PERFECT LAP	1:35.124		
1	72	O'BRIEN	46.737	1	BAKER	48.387	1	1	BAKER	1:35.365	1:35.365	0.000
2	173	DRAPER	46.859	3	PARKER	48.682	2	72	O'BRIEN	1:35.490	1:35.490	0.000
3	3	PARKER	46.880	72	O'BRIEN	48.753	3	3	PARKER	1:35.562	1:35.562	0.000
4	1	BAKER	46.978	173	DRAPER	48.856	4	173	DRAPER	1:35.715	1:35.715	0.000
5	18	GOWEN	47.149	18	GOWEN	49.118	5	18	GOWEN	1:36.267	1:36.267	0.000
6	158	KELLY	47.247	38	HEWSON	49.154	6	158	KELLY	1:36.829	1:37.084	0.255
7	47	DANCE	47.444	158	KELLY	49.582	7	38	HEWSON	1:36.998	1:36.998	0.000
8	38	HEWSON	47.844	31	CROUCHER	49.892	8	47	DANCE	1:37.533	1:38.007	0.474
9	31	CROUCHER	48.108	47	DANCE	50.089	9	31	CROUCHER	1:38.000	1:38.141	0.141
10	191	NORTON	48.616	191	NORTON	50.398	10	191	NORTON	1:39.014	1:39.317	0.303
11	58	LOVEDAY	48.920	70	TIBBLE	50.884	11	70	TIBBLE	1:40.084	1:40.084	0.000
12	70	TIBBLE	49.200	58	LOVEDAY	51.313	12	58	LOVEDAY	1:40.233	1:40.233	0.000
13	24	SMITH	49.385	64	CHAMBERLAIN	51.534	13	64	CHAMBERLAIN	1:41.101	1:41.868	0.767
14	64	CHAMBERLAIN	49.567	8	COUGHLAN	51.574	14	8	COUGHLAN	1:41.716	1:41.978	0.262
15	57	MILLS	49.611	17	ZUCHOWSKI	51.891	15	57	MILLS	1:41.743	1:41.743	0.000
16	8	COUGHLAN	50.142	57	MILLS	52.132	16	24	SMITH	1:41.918	1:43.216	1.298
17	48	BOUZOUKIS	50.332	11	WHALLEY	52.232	17	17	ZUCHOWSKI	1:42.274	1:42.413	0.139
18	17	ZUCHOWSKI	50.383	19	LAY	52.247	18	48	BOUZOUKIS	1:42.659	1:42.659	0.000
19	37	MORELLO	50.500	48	BOUZOUKIS	52.327	19	37	MORELLO	1:42.871	1:42.871	0.000
20	11	WHALLEY	50.790	37	MORELLO	52.371	20	11	WHALLEY	1:43.022	1:43.850	0.828
21	9	O'BRIEN	51.034	24	SMITH	52.533	21	19	LAY	1:43.458	1:43.591	0.133
22	19	LAY	51.211	46	GATES	52.740	22	9	O'BRIEN	1:43.778	1:43.870	0.092
23	23	BALLERINI	51.481	9	O'BRIEN	52.744	23	46	GATES	1:44.369	1:44.369	0.000
24	172	MCBEAN	51.555	26	LONGWILL	52.929	24	23	BALLERINI	1:44.851	1:45.098	0.247
25	46	GATES	51.629	23	BALLERINI	53.370	25	26	LONGWILL	1:45.583	1:45.583	0.000
26	5	BUTLER	51.827	74	BURKE	53.729	26	5	BUTLER	1:45.583	1:45.601	0.018
27	63	HATTON	52.046	5	BUTLER	53.756	27	74	BURKE	1:45.977	1:46.888	0.911
28	74	BURKE	52.248	25	BARTLETT	53.779	28	63	HATTON	1:45.979	1:46.065	0.086
29	25	BARTLETT	52.482	63	HATTON	53.933	29	172	MCBEAN	1:45.996	1:45.996	0.000
30	108	BREWSTER	52.608	52	BARRETT	54.068	30	25	BARTLETT	1:46.261	1:46.271	0.010
31	26	LONGWILL	52.654	172	MCBEAN	54.441	31	52	BARRETT	1:47.523	1:47.523	0.000
32	52	BARRETT	53.455	85	DAVIS	55.029	32	108	BREWSTER	1:47.801	1:48.084	0.283
33	85	DAVIS	53.642	108	BREWSTER	55.193	33	85	DAVIS	1:48.671	1:48.671	0.000

Weather / Track : Cloudy / Dry

Results can be found at www.tsl-timing.com

Donington Park GP

Circuit Length = 2.4873 miles

Start: 17:09 Flag 17:18 End: 17:20

Printed - 17:21 Sunday, 10 April 2016



BMCRC Rookie 600 & 1000

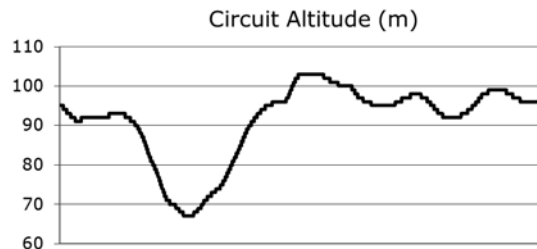
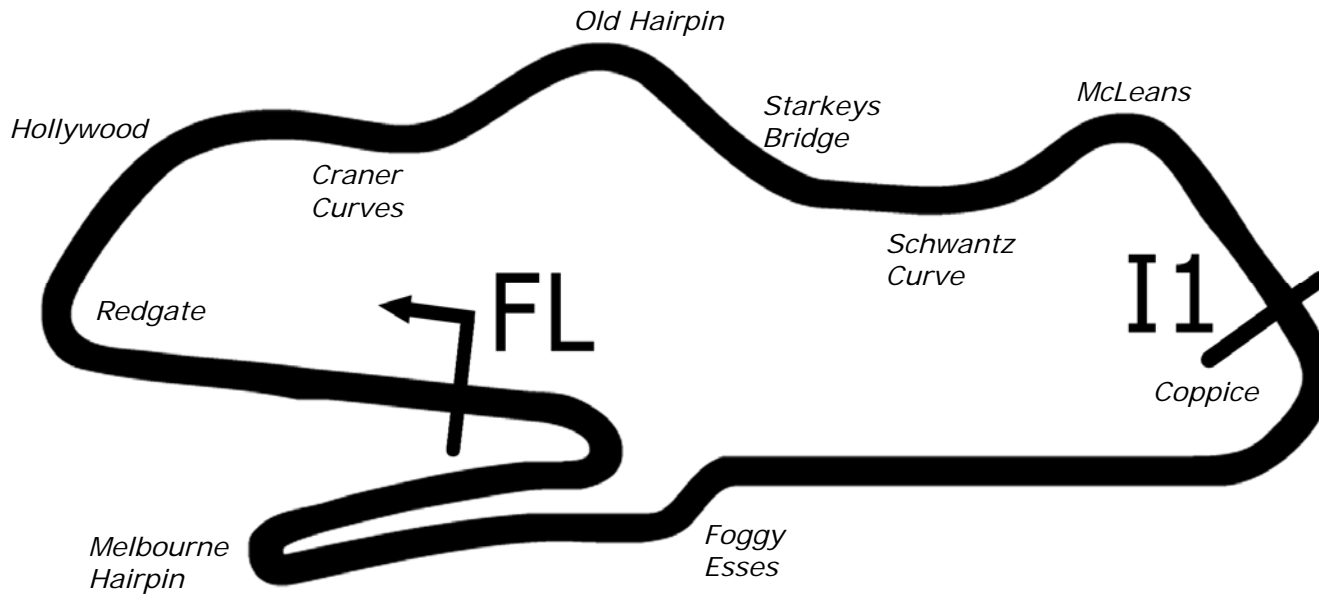
Donington Park GP

9th & 10th April 2016



Results Provided by Timing Solutions Ltd
www.tsl-timing.com

Donington Park GP



Length	1.9790 miles	3185.0 m	
FL		52.82971 N	1.37867 W
I1	2096m	52.82978 N	1.36508 W
Pit Entry	3100m	52.82951 N	1.37832 W
Pit Exit	229m after FL	52.82996 N	1.38205 W
Pit Entry–Pit Exit 287m, 17.2s @60kph, 12.9s @80kph			

All results available at www.tsl-timing.com

BMCRC - MRO Championships 2016 - Rnd 2 @ Donington Park GP

BMCRC Rookie 600 & 1000

QUALIFYING - CLASSIFICATION



POS	NO	CL	PIC NAME	ENTRY	TIME	ON	LAPS	GAP	DIFF	MPH
1	5	1000	1 Kyle O'DONOVAN	Yamaha -	1:44.912	5	6			85.35
2	33	1000	2 Rafal GRZEDA	Suzuki -	1:47.281	4	5	2.369	2.369	83.46
3	86	600	1 David SHOUBRIDGE	Kawasaki - ASAP (allsignsallprint)	1:47.751	4	5	2.839	0.470	83.10
4	149	600	2 Callum HAMMETT	Yamaha -	1:48.087	2	4	3.175	0.336	82.84
5	26	600	3 James SEATH	Yamaha - Ovenden Earthmoving	1:48.761	4	5	3.849	0.674	82.33
6	81	600	4 Liam DUFFETT	Honda -	1:49.161	3	5	4.249	0.400	82.02
7	11	1000	3 Mick WHALLEY	Yamaha - Fresh Fruit Ltd	1:49.217	2	5	4.305	0.056	81.98
8	24	600	5 Callaghn EDSER	Yamaha -	1:49.687	4	5	4.775	0.470	81.63
9	94	1000	4 Justin BONE	Kawasaki - APARK & HOOBS ROOFING	1:49.783	4	5	4.871	0.096	81.56
10	82	600	6 Andrew SMITH	Suzuki - 5 Club Racing	1:49.965	4	4	5.053	0.182	81.43
11	75	600	7 Matthew STOCK	Yamaha -	1:50.123	3	5	5.211	0.158	81.31
12	49	1000	5 Chris CREASK	Kawasaki -	1:50.354	4	5	5.442	0.231	81.14
13	35	600	8 Nathan DONEY	Yamaha -	1:50.600	2	4	5.688	0.246	80.96
14	53	600	9 Jason SIGGS	Triumph - J Siggs Construction	1:52.348	4	5	7.436	1.748	79.70
15	15	1000	6 Mariusz SIEMIENIUK-JUZWIUK	Honda -	1:52.865	5	5	7.953	0.517	79.33
16	130	600	10 Lee BUTTON	Yamaha - Elite Spas/Goodwins/Sparkle Spas	1:53.052	4	5	8.140	0.187	79.20
17	21	1000	7 James CHORLTON	Kawasaki - We Fight Any Claim	1:53.828	4	4	8.916	0.776	78.66
18	28	1000	8 Andrew HARRISON	Honda -	1:54.015	4	5	9.103	0.187	78.53
19	98	600	11 Lee ELLIS	Yamaha - My wife!	1:54.154	3	5	9.242	0.139	78.44
20	17	600	12 Philip BAKER	Triumph -	1:54.909	5	5	9.997	0.755	77.92
21	30	1000	9 Rikus BRUWER	Suzuki -	1:54.927	5	5	10.015	0.018	77.91
22	87	1000	10 Kristian ZAREV	Ducati -	1:55.267	5	5	10.355	0.340	77.68
23	95	1000	11 Karl SMITH	Suzuki - The Flooring Centre Romford	1:55.768	3	4	10.856	0.501	77.34
24	19	600	13 Mark HART	MV Agusta - KSM MV Agusta Wales	1:55.803	5	5	10.891	0.035	77.32
25	41	1000	12 Steven YOUNG	Honda - WDE Recruitment	1:57.996	2	3	13.084	2.193	75.88
26	543	600	14 Stefan ELLIS	Yamaha - Bespoke Bathing Company	1:58.396	1	1	13.484	0.400	75.63
27	20	1000	13 Martin LOGAN	Kawasaki - mark holden motorcycles..MHM	1:58.565	5	5	13.653	0.169	75.52
28	70	600	15 Lukasz HENCEL	Honda -	2:02.374	2	2	17.462	3.809	73.17
29	28	600	16 Carl BARRON	Yamaha -	2:16.280	3	4	31.368	13.906	65.70
30	169	600	17 Daniel INGRAM	Suzuki -	2:27.623	4	4	42.711	11.343	60.65

Weather / Track : Cloudy / Dry

These results are provisional until the conclusion of any judicial and technical matters.

Donington Park GP

Circuit Length = 2.4873 miles

Start: 10:26 Flag 10:36 End: 10:38

Clerk Of Course :	Timekeeper :
-------------------	--------------

Results can be found at www.tsl-timing.com

Printed - 10:38 Saturday, 09 April 2016



BMCRC - MRO Championships 2016 - Rnd 2 @ Donington Park GP

BMCRC Rookie 600 & 1000

QUALIFYING - SECTOR ANALYSIS

SECTOR 1 = FL to I1, SECTOR 2 = I1 to FL, DIFF = Difference To Personal Best Lap

P14	53 600	Jason SIGGS	Triumph - J Siggs Construction			
IDEAL LAP TIME : 1:52.069		BEST LAP TIME : 1:52.348	DIFFERENCE : 0.279			
LAP	SECTOR 1	SECTOR 2	LAP TIME	MPH	DIFF	TIME OF DAY
1 -	1:06.509	1:05.358	2:11.867	67.90	19.519	10:29:12.767
2 -	58.019	1:00.860	1:58.879	75.32	6.531	10:31:11.646
3 -	57.415	1:01.239	1:58.654 (3)	75.46	6.306	10:33:10.300
4 -	54.614	57.734	1:52.348 (1)	79.70		10:35:02.648
5 -	56.172	57.455	1:53.627 (2)	78.80	1.279	10:36:56.275
P15	15 1000	Mariusz SIEMIENIUK-JUZWIUK	Honda -			
IDEAL LAP TIME : 1:52.376		BEST LAP TIME : 1:52.865	DIFFERENCE : 0.489			
LAP	SECTOR 1	SECTOR 2	LAP TIME	MPH	DIFF	TIME OF DAY
1 -	1:06.091	1:06.168	2:12.259	67.70	19.394	10:29:13.696
2 -	58.279	57.854	1:56.133	77.10	3.268	10:31:09.829
3 -	55.849	57.880	1:53.729 (3)	78.73	0.864	10:33:03.558
4 -	56.206	56.973	1:53.179 (2)	79.11	0.314	10:34:56.737
5 -	55.403	57.462	1:52.865 (1)	79.33		10:36:49.602
P16	130 600	Lee BUTTON	Yamaha - Elite Spas/Goodwins/Sparkle Spas			
IDEAL LAP TIME : 1:52.900		BEST LAP TIME : 1:53.052	DIFFERENCE : 0.152			
LAP	SECTOR 1	SECTOR 2	LAP TIME	MPH	DIFF	TIME OF DAY
1 -	1:04.950	1:02.701	2:07.651	70.14	14.599	10:29:04.190
2 -	1:00.647	59.402	2:00.049	74.59	6.997	10:31:04.239
3 -	1:00.250	58.357	1:58.607 (3)	75.49	5.555	10:33:02.846
4 -	56.417	56.635	1:53.052 (1)	79.20		10:34:55.898
5 -	56.265	58.663	1:54.928 (2)	77.91	1.876	10:36:50.826
P17	21 1000	James CHORLTON	Kawasaki - We Fight Any Claim			
IDEAL LAP TIME : 1:53.828		BEST LAP TIME : 1:53.828	DIFFERENCE : 0.000			
LAP	SECTOR 1	SECTOR 2	LAP TIME	MPH	DIFF	TIME OF DAY
1 -	1:08.763	1:07.041	2:15.804	65.93	21.976	10:31:48.533
2 -	1:02.023	1:00.874	2:02.897 (3)	72.86	9.069	10:33:51.430
3 -	58.493	58.738	1:57.231 (2)	76.38	3.403	10:35:48.661
4 -	57.013	56.815	1:53.828 (1)	78.66		10:37:42.489
P18	28 1000	Andrew HARRISON	Honda -			
IDEAL LAP TIME : 1:54.015		BEST LAP TIME : 1:54.015	DIFFERENCE : 0.000			
LAP	SECTOR 1	SECTOR 2	LAP TIME	MPH	DIFF	TIME OF DAY
1 -	1:06.018	1:04.495	2:10.513	68.60	16.498	10:29:11.056
2 -	59.193	1:00.692	1:59.885	74.69	5.870	10:31:10.941
3 -	57.968	59.225	1:57.193 (3)	76.40	3.178	10:33:08.134
4 -	56.198	57.817	1:54.015 (1)	78.53		10:35:02.149
5 -	57.697	59.466	1:57.163 (2)	76.42	3.148	10:36:59.312
P19	98 600	Lee ELLIS	Yamaha - My wife!			
IDEAL LAP TIME : 1:52.939		BEST LAP TIME : 1:54.154	DIFFERENCE : 1.215			
LAP	SECTOR 1	SECTOR 2	LAP TIME	MPH	DIFF	TIME OF DAY
1 -	1:00.482	1:00.868	2:01.350	73.79	7.196	10:28:50.187
2 -	57.568	58.836	1:56.404 (3)	76.92	2.250	10:30:46.591
3 -	56.841	57.313	1:54.154 (1)	78.44		10:32:40.745
4 -	57.753	57.439	1:55.192 (2)	77.73	1.038	10:34:35.937
5 -	55.626	IN PIT	1:58.802 P	75.37	4.648	10:36:34.739
P20	17 600	Philip BAKER	Triumph -			
IDEAL LAP TIME : 1:54.909		BEST LAP TIME : 1:54.909	DIFFERENCE : 0.000			
LAP	SECTOR 1	SECTOR 2	LAP TIME	MPH	DIFF	TIME OF DAY
1 -	1:07.083	1:04.312	2:11.395	68.14	16.486	10:29:02.557

Weather / Track : Cloudy / Dry

Donington Park GP

Circuit Length = 2.4873 miles

Start: 10:26 Flag 10:36 End: 10:38

BMCRC - MRO Championships 2016 - Rnd 2 @ Donington Park GP

BMCRC Rookie 600 & 1000

QUALIFYING - SECTOR ANALYSIS

SECTOR 1 = FL to I1, SECTOR 2 = I1 to FL, DIFF = Difference To Personal Best Lap

3 -	1:00.598	1:02.104	2:02.702	72.97	4.137	10:33:18.846
4 -	59.126	1:02.336	2:01.462 (3)	73.72	2.897	10:35:20.308
5 -	58.413	1:00.152	1:58.565 (1)	75.52		10:37:18.873

P28 70 600 Lukasz HENCEL	Honda -					
IDEAL LAP TIME : 2:02.189	BEST LAP TIME : 2:02.374	DIFFERENCE : 0.185				
LAP	SECTOR 1	SECTOR 2	LAP TIME	MPH	DIFF	TIME OF DAY
1 -	1:05.290	1:04.981	2:10.271 (2)	68.73	7.897	10:31:08.445
2 -	59.933	1:02.441	2:02.374 (1)	73.17		10:33:10.819

P29 28 600 Carl BARRON	Yamaha -					
IDEAL LAP TIME : 2:12.504	BEST LAP TIME : 2:16.280	DIFFERENCE : 3.776				
LAP	SECTOR 1	SECTOR 2	LAP TIME	MPH	DIFF	TIME OF DAY
1 -	1:07.549	1:10.204	2:17.753 (3)	65.00	1.473	10:29:10.276
2 -	1:21.182	1:11.900	2:33.082	58.49	16.802	10:31:43.358
3 -	1:09.503	1:06.777	2:16.280 (1)	65.70		10:33:59.638
4 -	1:05.727	1:11.901	2:17.628 (2)	65.06	1.348	10:36:17.266

P30 169 600 Daniel INGRAM	Suzuki -					
IDEAL LAP TIME : 2:27.369	BEST LAP TIME : 2:27.623	DIFFERENCE : 0.254				
LAP	SECTOR 1	SECTOR 2	LAP TIME	MPH	DIFF	TIME OF DAY
1 -	1:30.226	1:22.656	2:52.882	51.79	25.259	10:29:59.519
2 -	1:18.945	1:14.788	2:33.733 (3)	58.24	6.110	10:32:33.252
3 -	1:15.882	1:12.307	2:28.189 (2)	60.42	0.566	10:35:01.441
4 -	1:15.062	1:12.561	2:27.623 (1)	60.65		10:37:29.064

BMCRC - MRO Championships 2016 - Rnd 2 @ Donington Park GP

BMCRC Rookie 600 & 1000

QUALIFYING - BEST SECTORS

SECTOR 1			SECTOR 2			IDEAL / BEST COMPARISON						
POS	NO	NAME	TIME	NO	NAME	TIME	POS	NO	NAME	IDEAL	BEST	DIFF
									PERFECT LAP	1:44.149		
1	5	O'DONOVAN	50.663	5	O'DONOVAN	53.486	1	5	O'DONOVAN	1:44.149	1:44.912	0.763
2	86	SHOUBRIDGE	52.086	33	GRZEDA	54.131	2	33	GRZEDA	1:47.281	1:47.281	0.000
3	149	HAMMETT	52.147	81	DUFFETT	55.522	3	86	SHOUBRIDGE	1:47.636	1:47.751	0.115
4	26	SEATH	52.979	24	EDSER	55.531	4	149	HAMMETT	1:48.087	1:48.087	0.000
5	33	GRZEDA	53.150	49	CREASK	55.533	5	26	SEATH	1:48.761	1:48.761	0.000
6	11	WHALLEY	53.204	86	SHOUBRIDGE	55.550	6	81	DUFFETT	1:49.161	1:49.161	0.000
7	35	DONEY	53.431	94	BONE	55.574	7	11	WHALLEY	1:49.217	1:49.217	0.000
8	81	DUFFETT	53.639	75	STOCK	55.660	8	24	EDSER	1:49.465	1:49.687	0.222
9	82	SMITH	53.773	26	SEATH	55.782	9	94	BONE	1:49.502	1:49.783	0.281
10	94	BONE	53.928	149	HAMMETT	55.940	10	75	STOCK	1:49.607	1:50.123	0.516
11	24	EDSER	53.934	11	WHALLEY	56.013	11	82	SMITH	1:49.965	1:49.965	0.000
12	75	STOCK	53.947	82	SMITH	56.192	12	35	DONEY	1:50.100	1:50.600	0.500
13	53	SIGGS	54.614	130	BUTTON	56.635	13	49	CREASK	1:50.331	1:50.354	0.023
14	49	CREASK	54.798	35	DONEY	56.669	14	53	SIGGS	1:52.069	1:52.348	0.279
15	15	SIEMIENIUK-JUZWIUK	55.403	21	CHORLTON	56.815	15	15	SIEMIENIUK-JUZWIUK	1:52.376	1:52.865	0.489
16	98	ELLIS	55.626	15	SIEMIENIUK-JUZWIUK	56.973	16	130	BUTTON	1:52.900	1:53.052	0.152
17	28	HARRISON	56.198	98	ELLIS	57.313	17	98	ELLIS	1:52.939	1:54.154	1.215
18	130	BUTTON	56.265	53	SIGGS	57.455	18	21	CHORLTON	1:53.828	1:53.828	0.000
19	41	YOUNG	56.698	30	BRUWER	57.549	19	28	HARRISON	1:54.015	1:54.015	0.000
20	21	CHORLTON	57.013	87	ZAREV	57.565	20	41	YOUNG	1:54.307	1:57.996	3.689
21	19	HART	57.093	17	BAKER	57.596	21	17	BAKER	1:54.909	1:54.909	0.000
22	17	BAKER	57.313	41	YOUNG	57.609	22	30	BRUWER	1:54.927	1:54.927	0.000
23	30	BRUWER	57.378	28	HARRISON	57.817	23	87	ZAREV	1:55.267	1:55.267	0.000
24	87	ZAREV	57.702	95	SMITH	57.893	24	95	SMITH	1:55.674	1:55.768	0.094
25	95	SMITH	57.781	19	HART	58.615	25	19	HART	1:55.708	1:55.803	0.095
26	20	LOGAN	58.404	543	ELLIS	58.974	26	543	ELLIS	1:58.396	1:58.396	0.000
27	543	ELLIS	59.422	20	LOGAN	1:00.152	27	20	LOGAN	1:58.556	1:58.565	0.009
28	70	HENCEL	59.748	70	HENCEL	1:02.441	28	70	HENCEL	2:02.189	2:02.374	0.185
29	28	BARRON	1:05.727	28	BARRON	1:06.777	29	28	BARRON	2:12.504	2:16.280	3.776
30	169	INGRAM	1:15.062	169	INGRAM	1:12.307	30	169	INGRAM	2:27.369	2:27.623	0.254

Weather / Track : Cloudy / Dry

Results can be found at www.tsl-timing.com

Donington Park GP

Circuit Length = 2.4873 miles

Start: 10:26 Flag 10:36 End: 10:38

Printed - 10:39 Saturday, 09 April 2016

BMCRC - MRO Championships 2016 - Rnd 2 @ Donington Park GP

BMCRC Rookie 600 & 1000

RACE 7 - SECTOR ANALYSIS

SECTOR 1 = FL to I1, SECTOR 2 = I1 to FL, DIFF = Difference To Personal Best Lap

P1 24 600 Callaghn EDSEER		Yamaha -				
IDEAL LAP TIME : 1:40.902		BEST LAP TIME : 1:40.906		DIFFERENCE : 0.004		
LAP	SECTOR 1	SECTOR 2	LAP TIME	MPH	DIFF	TIME OF DAY
1 -			1:42.288	87.54	1.382	14:41:23.214
2 -	49.710	51.970	1:41.680 (3)	88.06	0.774	14:43:04.894
3 -	49.399	51.507	1:40.906 (1)	88.74		14:44:45.800
4 -	49.395	51.755	1:41.150 (2)	88.52	0.244	14:46:26.950

P2 86 600 David SHOUBRIDGE		Kawasaki - ASAP (allsignsallprint)				
IDEAL LAP TIME : 1:41.064		BEST LAP TIME : 1:41.194		DIFFERENCE : 0.130		
LAP	SECTOR 1	SECTOR 2	LAP TIME	MPH	DIFF	TIME OF DAY
1 -			1:41.924	87.85	0.730	14:41:22.850
2 -	49.661	52.024	1:41.685 (2)	88.06	0.491	14:43:04.535
3 -	49.487	52.353	1:41.840 (3)	87.92	0.646	14:44:46.375
4 -	49.040	52.154	1:41.194 (1)	88.48		14:46:27.569

P3 149 600 Callum HAMMETT		Yamaha -				
IDEAL LAP TIME : 1:43.923		BEST LAP TIME : 1:44.153		DIFFERENCE : 0.230		
LAP	SECTOR 1	SECTOR 2	LAP TIME	MPH	DIFF	TIME OF DAY
1 -			1:45.382	84.97	1.229	14:41:26.308
2 -	51.428	53.860	1:45.288 (3)	85.04	1.135	14:43:11.596
3 -	51.419	52.920	1:44.339 (2)	85.82	0.186	14:44:55.935
4 -	51.003	53.150	1:44.153 (1)	85.97		14:46:40.088

P4 26 600 James SEATH		Yamaha - Ovenden Earthmoving				
IDEAL LAP TIME : 1:45.474		BEST LAP TIME : 1:44.725		DIFFERENCE : -0.748		
LAP	SECTOR 1	SECTOR 2	LAP TIME	MPH	DIFF	TIME OF DAY
1 -			1:44.725 (1)	85.50		14:41:25.651
2 -	51.756	54.146	1:45.902	84.55	1.176	14:43:11.553
3 -	51.856	54.022	1:45.878 (3)	84.57	1.152	14:44:57.431
4 -	51.452	54.184	1:45.636 (2)	84.76	0.910	14:46:43.067

P5 81 600 Liam DUFFETT		Honda -				
IDEAL LAP TIME : 1:46.259		BEST LAP TIME : 1:46.259		DIFFERENCE : 0.000		
LAP	SECTOR 1	SECTOR 2	LAP TIME	MPH	DIFF	TIME OF DAY
1 -			1:46.503	84.07	0.244	14:41:27.429
2 -	52.212	54.276	1:46.488 (3)	84.08	0.229	14:43:13.917
3 -	51.997	54.262	1:46.259 (1)	84.27		14:45:00.176
4 -	52.010	54.308	1:46.318 (2)	84.22	0.059	14:46:46.494

P6 17 600 Philip BAKER		Triumph -				
IDEAL LAP TIME : 1:45.561		BEST LAP TIME : 1:45.561		DIFFERENCE : 0.000		
LAP	SECTOR 1	SECTOR 2	LAP TIME	MPH	DIFF	TIME OF DAY
1 -			1:47.876	83.00	2.315	14:41:28.802
2 -	51.947	54.047	1:45.994 (2)	84.48	0.433	14:43:14.796
3 -	52.344	53.991	1:46.335 (3)	84.20	0.774	14:45:01.131
4 -	51.898	53.663	1:45.561 (1)	84.82		14:46:46.692

P7 82 600 Andrew SMITH		Suzuki - 5 Club Racing				
IDEAL LAP TIME : 1:46.868		BEST LAP TIME : 1:47.213		DIFFERENCE : 0.345		
LAP	SECTOR 1	SECTOR 2	LAP TIME	MPH	DIFF	TIME OF DAY
1 -			1:48.284	82.69	1.071	14:41:29.210
2 -	52.156	55.131	1:47.287 (2)	83.46	0.074	14:43:16.497
3 -	52.806	54.729	1:47.535 (3)	83.27	0.322	14:45:04.032
4 -	52.501	54.712	1:47.213 (1)	83.52		14:46:51.245

Weather / Track : Cloudy / Dry

Donington Park GP
Circuit Length = 2.4873 miles
Start: 14:39 Flag 14:46 End: 14:48

BMCRC - MRO Championships 2016 - Rnd 2 @ Donington Park GP

BMCRC Rookie 600 & 1000

RACE 7 - SECTOR ANALYSIS

SECTOR 1 = FL to I1, SECTOR 2 = I1 to FL, DIFF = Difference To Personal Best Lap

P8 130 600 Lee BUTTON			Yamaha - Elite Spas/Goodwins/Sparkle Spas			
IDEAL LAP TIME : 1:47.553		BEST LAP TIME : 1:47.553		DIFFERENCE : 0.000		
LAP	SECTOR 1	SECTOR 2	LAP TIME	MPH	DIFF	TIME OF DAY
1 -			1:48.591	82.45	1.038	14:41:29.517
2 -	53.434	55.112	1:48.546 (3)	82.49	0.993	14:43:18.063
3 -	52.581	54.972	1:47.553 (1)	83.25		14:45:05.616
4 -	53.097	55.189	1:48.286 (2)	82.69	0.733	14:46:53.902

P9 98 600 Lee ELLIS			Yamaha - My wife!			
IDEAL LAP TIME : 1:47.798		BEST LAP TIME : 1:47.798		DIFFERENCE : 0.000		
LAP	SECTOR 1	SECTOR 2	LAP TIME	MPH	DIFF	TIME OF DAY
1 -			1:50.375	81.12	2.577	14:41:31.301
2 -	53.473	55.404	1:48.877 (3)	82.24	1.079	14:43:20.178
3 -	53.349	55.218	1:48.567 (2)	82.47	0.769	14:45:08.745
4 -	53.136	54.662	1:47.798 (1)	83.06		14:46:56.543

P10 35 600 Nathan DONEY			Yamaha -			
IDEAL LAP TIME : 1:47.781		BEST LAP TIME : 1:47.841		DIFFERENCE : 0.060		
LAP	SECTOR 1	SECTOR 2	LAP TIME	MPH	DIFF	TIME OF DAY
1 -			1:51.246	80.49	3.405	14:41:32.172
2 -	53.283	55.180	1:48.463 (2)	82.55	0.622	14:43:20.635
3 -	53.805	54.963	1:48.768 (3)	82.32	0.927	14:45:09.403
4 -	52.818	55.023	1:47.841 (1)	83.03		14:46:57.244

P11 53 600 Jason SIGGS			Triumph - J Siggs Construction			
IDEAL LAP TIME : 1:49.440		BEST LAP TIME : 1:50.036		DIFFERENCE : 0.596		
LAP	SECTOR 1	SECTOR 2	LAP TIME	MPH	DIFF	TIME OF DAY
1 -			1:51.024	80.65	0.988	14:41:31.950
2 -	53.222	57.218	1:50.440 (3)	81.07	0.404	14:43:22.390
3 -	53.818	56.218	1:50.036 (1)	81.37		14:45:12.426
4 -	53.735	56.395	1:50.130 (2)	81.30	0.094	14:47:02.556

P12 19 600 Mark HART			MV Agusta - KSM MV Agusta Wales			
IDEAL LAP TIME : 1:50.676		BEST LAP TIME : 1:50.676		DIFFERENCE : 0.000		
LAP	SECTOR 1	SECTOR 2	LAP TIME	MPH	DIFF	TIME OF DAY
1 -			1:52.440	79.63	1.764	14:41:33.366
2 -	54.993	56.721	1:51.714 (3)	80.15	1.038	14:43:25.080
3 -	54.898	56.786	1:51.684 (2)	80.17	1.008	14:45:16.764
4 -	54.593	56.083	1:50.676 (1)	80.90		14:47:07.440

P13 543 600 Stefan ELLIS			Yamaha - Bespoke Bathing Company			
IDEAL LAP TIME : 1:49.827		BEST LAP TIME : 1:49.827		DIFFERENCE : 0.000		
LAP	SECTOR 1	SECTOR 2	LAP TIME	MPH	DIFF	TIME OF DAY
1 -			1:54.776 (3)	78.01	4.949	14:41:35.702
2 -	54.246	55.581	1:49.827 (1)	81.53		14:43:25.529
3 -	54.801	56.619	1:51.420 (2)	80.36	1.593	14:45:16.949
4 -	55.340	1:03.443	1:58.783	75.38	8.956	14:47:15.732

P14 5 1000 Kyle O'DONOVAN			Yamaha -			
IDEAL LAP TIME : 1:41.833		BEST LAP TIME : 1:42.292		DIFFERENCE : 0.459		
LAP	SECTOR 1	SECTOR 2	LAP TIME	MPH	DIFF	TIME OF DAY
1 -		52.533	2:33.574	58.30	51.282	14:42:14.500
2 -	50.245	52.431	1:42.676 (2)	87.21	0.384	14:43:57.176
3 -	50.550	52.441	1:42.991 (3)	86.94	0.699	14:45:40.167
4 -	50.704	51.588	1:42.292 (1)	87.53		14:47:22.459

Weather / Track : Cloudy / Dry

Donington Park GP
Circuit Length = 2.4873 miles
Start: 14:39 Flag 14:46 End: 14:48

BMCRC - MRO Championships 2016 - Rnd 2 @ Donington Park GP

BMCRC Rookie 600 & 1000

RACE 7 - SECTOR ANALYSIS

SECTOR 1 = FL to I1, SECTOR 2 = I1 to FL, DIFF = Difference To Personal Best Lap

P15 33 1000 Rafal GRZEDA		Suzuki -				
IDEAL LAP TIME : 1:42.898		BEST LAP TIME : 1:43.020		DIFFERENCE : 0.122		
LAP	SECTOR 1	SECTOR 2	LAP TIME	MPH	DIFF	TIME OF DAY
1 -		52.757	2:35.359	57.63	52.339	14:42:16.285
2 -	50.438	52.582	1:43.020 (1)	86.91		14:43:59.305
3 -	50.707	52.460	1:43.167 (2)	86.79	0.147	14:45:42.472
4 -	51.645	53.196	1:44.841 (3)	85.40	1.821	14:47:27.313

P16 11 1000 Mick WHALLEY		Yamaha - Fresh Fruit Ltd				
IDEAL LAP TIME : 1:43.367		BEST LAP TIME : 1:43.983		DIFFERENCE : 0.616		
LAP	SECTOR 1	SECTOR 2	LAP TIME	MPH	DIFF	TIME OF DAY
1 -		53.048	2:37.504	56.85	53.521	14:42:18.430
2 -	52.238	52.587	1:44.825 (3)	85.42	0.842	14:44:03.255
3 -	51.875	52.445	1:44.320 (2)	85.83	0.337	14:45:47.575
4 -	50.922	53.061	1:43.983 (1)	86.11		14:47:31.558

P17 70 600 Lukasz HENCEL		Honda -				
IDEAL LAP TIME : 1:55.775		BEST LAP TIME : 1:56.389		DIFFERENCE : 0.614		
LAP	SECTOR 1	SECTOR 2	LAP TIME	MPH	DIFF	TIME OF DAY
1 -			1:58.249 (3)	75.72	1.860	14:41:39.175
2 -	59.297	59.811	1:59.108	75.17	2.719	14:43:38.283
3 -	58.170	58.901	1:57.071 (2)	76.48	0.682	14:45:35.354
4 -	56.874	59.515	1:56.389 (1)	76.93		14:47:31.743

P18 15 1000 Mariusz SIEMIENIUK-JUZWIUK		Honda -				
IDEAL LAP TIME : 1:42.882		BEST LAP TIME : 1:42.882		DIFFERENCE : 0.000		
LAP	SECTOR 1	SECTOR 2	LAP TIME	MPH	DIFF	TIME OF DAY
1 -		53.463	2:39.191	56.24	56.309	14:42:20.117
2 -	51.561	52.951	1:44.512 (3)	85.67	1.630	14:44:04.629
3 -	51.192	53.254	1:44.446 (2)	85.73	1.564	14:45:49.075
4 -	50.746	52.136	1:42.882 (1)	87.03		14:47:31.957

P19 94 1000 Justin BONE		Kawasaki - APARK & HOOPS ROOFING				
IDEAL LAP TIME : 1:44.042		BEST LAP TIME : 1:44.275		DIFFERENCE : 0.233		
LAP	SECTOR 1	SECTOR 2	LAP TIME	MPH	DIFF	TIME OF DAY
1 -		53.990	2:38.646	56.44	54.371	14:42:19.572
2 -	51.428	53.715	1:45.143 (3)	85.16	0.868	14:44:04.715
3 -	51.646	53.165	1:44.811 (2)	85.43	0.536	14:45:49.526
4 -	50.877	53.398	1:44.275 (1)	85.87		14:47:33.801

P20 97 600 Sam GRAHAM		Honda -				
IDEAL LAP TIME : 1:56.686		BEST LAP TIME : 1:56.686		DIFFERENCE : 0.000		
LAP	SECTOR 1	SECTOR 2	LAP TIME	MPH	DIFF	TIME OF DAY
1 -			1:58.433 (3)	75.60	1.747	14:41:39.359
2 -	58.670	1:01.064	1:59.734	74.78	3.048	14:43:39.093
3 -	58.109	59.929	1:58.038 (2)	75.86	1.352	14:45:37.131
4 -	57.002	59.684	1:56.686 (1)	76.73		14:47:33.817

P21 41 1000 Steven YOUNG		Honda - WDE Recruitment				
IDEAL LAP TIME : 1:46.980		BEST LAP TIME : 1:47.459		DIFFERENCE : 0.479		
LAP	SECTOR 1	SECTOR 2	LAP TIME	MPH	DIFF	TIME OF DAY
1 -		55.835	2:43.378	54.80	55.919	14:42:24.304
2 -	53.652	53.995	1:47.647 (2)	83.18	0.188	14:44:11.951
3 -	54.312	53.987	1:48.299 (3)	82.68	0.840	14:46:00.250
4 -	52.993	54.466	1:47.459 (1)	83.32		14:47:47.709

Weather / Track : Cloudy / Dry

Donington Park GP
Circuit Length = 2.4873 miles
Start: 14:39 Flag 14:46 End: 14:48

BMCRC - MRO Championships 2016 - Rnd 2 @ Donington Park GP

BMCRC Rookie 600 & 1000

RACE 7 - SECTOR ANALYSIS

SECTOR 1 = FL to I1, SECTOR 2 = I1 to FL, DIFF = Difference To Personal Best Lap

P22 49 1000 Chris CREASK		Kawasaki -				
IDEAL LAP TIME : 1:47.580		BEST LAP TIME : 1:47.580		DIFFERENCE : 0.000		
LAP	SECTOR 1	SECTOR 2	LAP TIME	MPH	DIFF	TIME OF DAY
1 -		54.540	2:40.671	55.73	53.091	14:42:21.597
2 -	54.223	55.377	1:49.600 (3)	81.70	2.020	14:44:11.197
3 -	54.571	54.932	1:49.503 (2)	81.77	1.923	14:46:00.700
4 -	53.786	53.794	1:47.580 (1)	83.23		14:47:48.280

P23 21 1000 James CHORLTON		Kawasaki - We Fight Any Claim				
IDEAL LAP TIME : 1:50.300		BEST LAP TIME : 1:50.300		DIFFERENCE : 0.000		
LAP	SECTOR 1	SECTOR 2	LAP TIME	MPH	DIFF	TIME OF DAY
1 -		57.122	2:48.150	53.25	57.850	14:42:29.076
2 -	55.475	55.420	1:50.895 (2)	80.74	0.595	14:44:19.971
3 -	56.349	56.190	1:52.539 (3)	79.56	2.239	14:46:12.510
4 -	55.028	55.272	1:50.300 (1)	81.18		14:48:02.810

P24 95 1000 Karl SMITH		Suzuki - The Flooring Centre Romford				
IDEAL LAP TIME : 1:51.506		BEST LAP TIME : 1:51.664		DIFFERENCE : 0.158		
LAP	SECTOR 1	SECTOR 2	LAP TIME	MPH	DIFF	TIME OF DAY
1 -		59.564	2:48.801	53.04	57.137	14:42:29.727
2 -	55.587	56.077	1:51.664 (1)	80.19		14:44:21.391
3 -	56.215	57.356	1:53.571 (3)	78.84	1.907	14:46:14.962
4 -	55.429	56.839	1:52.268 (2)	79.75	0.604	14:48:07.230

P25 28 1000 Andrew HARRISON		Honda -				
IDEAL LAP TIME : 1:51.922		BEST LAP TIME : 1:52.806		DIFFERENCE : 0.884		
LAP	SECTOR 1	SECTOR 2	LAP TIME	MPH	DIFF	TIME OF DAY
1 -		57.139	2:45.417	54.13	52.611	14:42:26.343
2 -	55.045	57.761	1:52.806 (1)	79.37		14:44:19.149
3 -	57.171	58.276	1:55.447 (3)	77.56	2.641	14:46:14.596
4 -	56.113	56.877	1:52.990 (2)	79.24	0.184	14:48:07.586

P26 87 1000 Kristian ZAREV		Ducati -				
IDEAL LAP TIME : 1:54.853		BEST LAP TIME : 1:55.925		DIFFERENCE : 1.072		
LAP	SECTOR 1	SECTOR 2	LAP TIME	MPH	DIFF	TIME OF DAY
1 -		59.181	2:51.872	52.09	55.947	14:42:32.798
2 -	58.229	58.363	1:56.592 (3)	76.80	0.667	14:44:29.390
3 -	57.447	59.129	1:56.576 (2)	76.81	0.651	14:46:25.966
4 -	58.519	57.406	1:55.925 (1)	77.24		14:48:21.891

P27 28 600 Carl BARRON		Yamaha -				
IDEAL LAP TIME : 2:11.187		BEST LAP TIME : 2:10.336		DIFFERENCE : -0.850		
LAP	SECTOR 1	SECTOR 2	LAP TIME	MPH	DIFF	TIME OF DAY
1 -		1:06.335	2:10.336 (1)	68.70		14:41:51.262
2 -	1:04.852	1:06.701	2:11.553 (2)	68.06	1.216	14:44:02.815
3 -	1:07.011	1:11.711	2:18.722	64.54	8.385	14:46:21.537
4 -	1:05.726	1:10.021	2:15.747 (3)	65.96	5.410	14:48:37.284

P28 31 600 Robert SWART		Honda -				
IDEAL LAP TIME : 1:56.566		BEST LAP TIME : 1:56.566		DIFFERENCE : 0.000		
LAP	SECTOR 1	SECTOR 2	LAP TIME	MPH	DIFF	TIME OF DAY
1 -		1:01.347	2:53.387 (3)	51.64	56.821	14:42:34.313
2 -	58.500	59.570	1:58.070 (2)	75.84	1.504	14:44:32.383
3 -	57.551	59.015	1:56.566 (1)	76.81		14:46:28.949

Weather / Track : Cloudy / Dry

Donington Park GP
Circuit Length = 2.4873 miles
Start: 14:39 Flag 14:46 End: 14:48

BMCRC - MRO Championships 2016 - Rnd 2 @ Donington Park GP

BMCRC Rookie 600 & 1000

RACE 7 - SECTOR ANALYSIS

SECTOR 1 = FL to I1, SECTOR 2 = I1 to FL, DIFF = Difference To Personal Best Lap

P29 169 600 Daniel INGRAM			Suzuki -			
IDEAL LAP TIME : 2:15.325		BEST LAP TIME : 2:15.325		DIFFERENCE : 0.000		
LAP	SECTOR 1	SECTOR 2	LAP TIME	MPH	DIFF	TIME OF DAY
1 -		1:08.474	2:15.713 (2)	65.98	0.388	14:41:56.639
2 -	1:06.851	1:08.474	2:15.325 (1)	66.17		14:44:11.964
3 -	1:09.799	1:10.866	2:20.665 (3)	63.65	5.340	14:46:32.629

P30 75 600 Matthew STOCK			Yamaha -			
IDEAL LAP TIME : 1:49.016		BEST LAP TIME : 1:50.537		DIFFERENCE : 1.521		
LAP	SECTOR 1	SECTOR 2	LAP TIME	MPH	DIFF	TIME OF DAY
1 -		3:07.042	4:09.459 (3)	35.89	2:18.922	14:43:50.385
2 -	54.793	55.744	1:50.537 (1)	81.00		14:45:40.922
3 -	53.272	57.496	1:50.768 (2)	80.83	0.231	14:47:31.690

P31 68 600 Luke TURNER			Yamaha -			
IDEAL LAP TIME : 1:46.764		BEST LAP TIME : 1:46.764		DIFFERENCE : 0.000		
LAP	SECTOR 1	SECTOR 2	LAP TIME	MPH	DIFF	TIME OF DAY
1 -			1:49.798 (2)	81.55	3.034	14:41:30.724
2 -	51.460	55.304	1:46.764 (1)	83.87		14:43:17.488

BMCRC - MRO Championships 2016 - Rnd 2 @ Donington Park GP

BMCRC Rookie 600 & 1000

RACE 7 - BEST SECTORS

SECTOR 1			SECTOR 2			IDEAL / BEST COMPARISON						
POS	NO	NAME	TIME	NO	NAME	TIME	POS	NO	NAME	IDEAL	BEST	DIFF
1	86	SHOUBRIDGE	49.040	24	EDSER	51.507	1	24	EDSER	1:40.902	1:40.906	0.004
2	24	EDSER	49.395	5	O'DONOVAN	51.588	2	86	SHOUBRIDGE	1:41.064	1:41.194	0.130
3	5	O'DONOVAN	50.245	86	SHOUBRIDGE	52.024	3	5	O'DONOVAN	1:41.833	1:42.292	0.459
4	33	GRZEDA	50.438	15	SIEMIENIUK-JUZWIUK	52.136	4	15	SIEMIENIUK-JUZWIUK	1:42.882	1:42.882	0.000
5	15	SIEMIENIUK-JUZWIUK	50.746	11	WHALLEY	52.445	5	33	GRZEDA	1:42.898	1:43.020	0.122
6	94	BONE	50.877	33	GRZEDA	52.460	6	11	WHALLEY	1:43.367	1:43.983	0.616
7	11	WHALLEY	50.922	149	HAMMETT	52.920	7	149	HAMMETT	1:43.923	1:44.153	0.230
8	149	HAMMETT	51.003	94	BONE	53.165	8	94	BONE	1:44.042	1:44.275	0.233
9	26	SEATH	51.452	17	BAKER	53.663	9	26	SEATH	1:45.474	1:44.725	-0.748
10	68	TURNER	51.460	49	CREASK	53.794	10	17	BAKER	1:45.561	1:45.561	0.000
11	17	BAKER	51.898	41	YOUNG	53.987	11	81	DUFFETT	1:46.259	1:46.259	0.000
12	81	DUFFETT	51.997	26	SEATH	54.022	12	68	TURNER	1:46.764	1:46.764	0.000
13	82	SMITH	52.156	81	DUFFETT	54.262	13	82	SMITH	1:46.868	1:47.213	0.345
14	130	BUTTON	52.581	98	ELLIS	54.662	14	41	YOUNG	1:46.980	1:47.459	0.479
15	35	DONEY	52.818	82	SMITH	54.712	15	130	BUTTON	1:47.553	1:47.553	0.000
16	41	YOUNG	52.993	35	DONEY	54.963	16	49	CREASK	1:47.580	1:47.580	0.000
17	98	ELLIS	53.136	130	BUTTON	54.972	17	35	DONEY	1:47.781	1:47.841	0.060
18	53	SIGGS	53.222	21	CHORLTON	55.272	18	98	ELLIS	1:47.798	1:47.798	0.000
19	75	STOCK	53.272	68	TURNER	55.304	19	75	STOCK	1:49.016	1:50.537	1.521
20	49	CREASK	53.786	543	ELLIS	55.581	20	53	SIGGS	1:49.440	1:50.036	0.596
21	543	ELLIS	54.246	75	STOCK	55.744	21	543	ELLIS	1:49.827	1:49.827	0.000
22	19	HART	54.593	95	SMITH	56.077	22	21	CHORLTON	1:50.300	1:50.300	0.000
23	21	CHORLTON	55.028	19	HART	56.083	23	19	HART	1:50.676	1:50.676	0.000
24	28	HARRISON	55.045	53	SIGGS	56.218	24	95	SMITH	1:51.506	1:51.664	0.158
25	95	SMITH	55.429	28	HARRISON	56.877	25	28	HARRISON	1:51.922	1:52.806	0.884
26	70	HENCEL	56.874	87	ZAREV	57.406	26	87	ZAREV	1:54.853	1:55.925	1.072
27	97	GRAHAM	57.002	70	HENCEL	58.901	27	70	HENCEL	1:55.775	1:56.389	0.614
28	87	ZAREV	57.447	31	SWART	59.015	28	31	SWART	1:56.566	1:56.566	0.000
29	31	SWART	57.551	97	GRAHAM	59.684	29	97	GRAHAM	1:56.686	1:56.686	0.000
30	28	BARRON	1:04.852	28	BARRON	1:06.335	30	28	BARRON	2:11.187	2:10.336	-0.850
31	169	INGRAM	1:06.851	169	INGRAM	1:08.474	31	169	INGRAM	2:15.325	2:15.325	0.000

Weather / Track : Cloudy / Dry

Results can be found at www.tsl-timing.com

Donington Park GP

Circuit Length = 2.4873 miles

Start: 14:39 Flag 14:46 End: 14:48

Printed - 14:50 Saturday, 09 April 2016

BMCRC - MRO Championships 2016 - Rnd 2 @ Donington Park GP

BMCRC Rookie 600 & 1000

RACE 7 - CLASSIFICATION



POS	NO	CL	PIC NAME	ENTRY	LAPS	TIME	GAP	DIFF	MPH	BEST	ON
1	24	600	1 Callagh EDSE	Yamaha -	4	6:51.209			86.77	1:41.132	4
2	86	600	2 David SHOUBRIDGE	Kawasaki - ASAP (allsignsallprint)	4	6:51.550	0.341	0.341	86.69	1:40.789	4
3	17	600	3 Philip BAKER	Triumph -	4	7:01.833	10.624	10.283	84.58	1:43.398	2
4	98	600	4 Lee ELLIS	Yamaha - My wife!	4	7:08.526	17.317	6.693	83.26	1:45.136	4
5	81	600	5 Liam DUFFETT	Honda -	4	7:12.256	21.047	3.730	82.54	1:46.734	4
6	82	600	6 Andrew SMITH	Suzuki - 5 Club Racing	4	7:16.160	24.951	3.904	81.80	1:47.278	3
7	75	600	7 Matthew STOCK	Yamaha -	4	7:16.680	25.471	0.520	81.71	1:46.722	2
8	53	600	8 Jason SIGGS	Triumph - J Siggs Construction	4	7:25.483	34.274	8.803	80.09	1:49.735	2
9	130	600	9 Lee BUTTON	Yamaha - Elite Spas/Goodwins/Sparkle Spas	4	7:26.171	34.962	0.688	79.97	1:47.205	3
10	19	600	10 Mark HART	MV Agusta - KSM MV Agusta Wales	4	7:27.892	36.683	1.721	79.66	1:50.006	2
11	543	600	11 Stefan ELLIS	Yamaha - Bespoke Bathing Company	4	7:37.208	45.999	9.316	78.04	1:52.591	2
12	5	1000	1 Kyle O'DONOVAN	Yamaha -	4	7:40.797	49.588	3.589	77.43	1:40.347	2
13	149	600	12 Callum HAMMETT	Yamaha -	4	7:44.627	53.418	3.830	76.79	1:43.210	2
14	11	1000	2 Mick WHALLEY	Yamaha - Fresh Fruit Ltd	4	7:49.422	58.213	4.795	76.01	1:41.527	2
15	33	1000	3 Rafal GRZEDA	Suzuki -	4	7:49.658	58.449	0.236	75.97	1:42.865	4
16	94	1000	4 Justin BONE	Kawasaki - APARK & HOOBS ROOFING	4	7:52.361	1:01.152	2.703	75.53	1:43.812	2
17	97	600	13 Sam GRAHAM	Honda -	4	8:00.157	1:08.948	7.796	74.31	1:56.394	4
18	41	1000	5 Steven YOUNG	Honda - WDE Recruitment	4	8:07.392	1:16.183	7.235	73.20	1:46.258	4
19	15	1000	6 Mariusz SIEMIENIUK-JUZWIUK	Honda -	4	8:07.411	1:16.202	0.019	73.20	1:46.485	4
20	49	1000	7 Chris CREASK	Kawasaki -	4	8:15.465	1:24.256	8.054	72.01	1:49.961	2
21	137	1000	8 Alun JOYCE	Honda - the fitness factory	4	8:16.319	1:25.110	0.854	71.89	1:48.669	3
22	16	1000	9 Paul CROWSON	-	4	8:22.307	1:31.098	5.988	71.03	1:48.724	3
23	87	1000	10 Kristian ZAREV	Ducati -	4	8:25.745	1:34.536	3.438	70.55	1:51.333	4
24	28	1000	11 Andrew HARRISON	Honda -	4	8:29.394	1:38.185	3.649	70.04	1:52.059	2
25	28	600	14 Carl BARRON	Yamaha -	4	8:29.664	1:38.455	0.270	70.00	2:05.026	2
26	20	1000	12 Martin LOGAN	Kawasaki - mark holden motorcycles.MHM	4	8:29.686	1:38.477	0.022	70.00	1:52.110	2
27	69	600	15 Robert WINDEATT	Triumph - L&W Contractors	4	8:32.186	1:40.977	2.500	69.66	2:06.059	2
28	169	600	16 Daniel INGRAM	Suzuki -	3	7:02.075	1 Lap	1 Lap	63.32	2:18.649	3

NOT CLASSIFIED

DNF	31	600	Robert SWART	Honda -	1	2:00.124	3 Laps	2 Laps	73.40	2:00.124	1
DNF	21	1000	James CHORLTON	Kawasaki - We Fight Any Claim	1	2:47.962	3 Laps	47.838	52.49	2:47.962	1
DNF	95	1000	Karl SMITH	Suzuki - The Flooring Centre Romford	0						

FASTEST LAP

5	1000	Kyle O'DONOVAN	Yamaha -	2	1:40.347	89.23 mph	143.60 kph
86	600	David SHOUBRIDGE	Kawasaki - ASAP (allsignsallprint)	4	1:40.789	88.84 mph	142.97 kph

Class 600 - 90% of Race Speed = 78.09 mph
Class 1000 - 90% of Race Speed = 69.68 mph

Donington Park GP
Circuit Length = 2.4873 miles
Start: 12:15 Flag 12:22 End: 12:24

Weather / Track : Cloudy / Dry

These results are provisional until the conclusion of any judicial and technical matters.

Clerk Of Course :	Timekeeper :
-------------------	--------------

Results can be found at www.tsl-timing.com

Printed - 12:25 Sunday, 10 April 2016



BMCRC - MRO Championships 2016 - Rnd 2 @ Donington Park GP

BMCRC Rookie 600 & 1000

RACE 7 - LAP CHART

LAP 1 @ 12:17:27.887			LAP 3 @ 12:20:51.823		
NO	BEHIND	LAP TIME	NO	BEHIND	LAP TIME
24		1:46.141	24		1:41.186
86	0.416	1:46.557	86	0.684	1:42.188
149	1.849	1:47.990	17	5.828	1:43.820
17	2.546	1:48.687	98	13.313	1:45.646
98	5.416	1:51.557	81	15.445	1:46.992
81	5.587	1:51.728	82	18.536	1:47.278
82	6.931	1:53.072	75	18.874	1:47.372
75	8.716	1:54.857	53	24.998	1:50.005
53	9.194	1:55.335	19	27.183	1:50.388
19	10.725	1:56.866	130	27.928	1:47.205
543	12.766	1:58.907	543	34.218	1:52.797
31	13.983	2:00.124	149	46.734	2:25.611
130	14.137	2:00.278	5	49.748	1:41.636
97	19.726	2:05.867	11	53.602	1:42.939
28	24.314	2:10.455	97	53.686	1:58.553
69	25.779	2:11.920	33	56.716	1:43.954
169	37.106	2:23.247	94	58.134	1:44.213
5	51.701	2:37.842	15	1:10.849	1:47.364
33	52.881	2:39.022	41	1:11.057	1:48.300
11	53.072	2:39.213	28	1:11.869	2:06.465
94	54.045	2:40.186	69	1:14.921	2:07.019
49	59.043	2:45.184	49	1:15.153	1:50.085
15	59.641	2:45.782	137	1:16.300	1:48.669
41	59.643	2:45.784	16	1:22.356	1:48.724
21	1:01.821	2:47.962	87	1:24.335	1:51.352
137	1:02.002	2:48.143	28	1:25.968	1:52.148
87	1:03.522	2:49.663	20	1:26.263	1:52.111
28	1:05.697	2:51.838			
20	1:05.978	2:52.119			
16	1:06.206	2:52.347			

LAP 2 @ 12:19:10.319			LAP 4 @ 12:22:32.955		
NO	BEHIND	LAP TIME	NO	BEHIND	LAP TIME
86		1:42.016	24		1:41.132
24	0.318	1:42.750	86	0.341	1:40.789
149	2.627	1:43.210	17	10.624	1:45.928
17	3.512	1:43.398	169	1 Lap	2:18.649
98	9.171	1:46.187	98	17.317	1:45.136
81	9.957	1:46.802	81	21.047	1:46.734
82	12.762	1:48.263	82	24.951	1:47.547
75	13.006	1:46.722	75	25.471	1:47.729
53	16.497	1:49.735	53	34.274	1:50.408
19	18.299	1:50.006	130	34.962	1:48.166
130	22.227	1:50.522	19	36.683	1:50.632
543	22.925	1:52.591	543	45.999	1:52.913
97	36.637	1:59.343	5	49.588	1:40.972
28	46.908	2:05.026	149	53.418	1:47.816
69	49.406	2:06.059	11	58.213	1:45.743
5	49.616	1:40.347	33	58.449	1:42.865
11	52.167	1:41.527	94	1:01.152	1:44.150
33	54.266	1:43.817	97	1:08.948	1:56.394
94	55.425	1:43.812	41	1:16.183	1:46.258
41	1:04.261	1:47.050	15	1:16.202	1:46.485
15	1:04.989	1:47.780	49	1:24.256	1:50.235
49	1:06.572	1:49.961	137	1:25.110	1:49.942
137	1:09.135	1:49.565	16	1:31.098	1:49.874
87	1:14.487	1:53.397	87	1:34.536	1:51.333
169	1:14.853	2:20.179	28	1:38.185	1:53.349
16	1:15.136	1:51.362	28	1:38.455	2:07.718
28	1:15.324	1:52.059	20	1:38.477	1:53.346
20	1:15.656	1:52.110	69	1:40.977	2:07.188

Weather / Track : Cloudy / Dry

Results can be found at www.tsl-timing.com

Donington Park GP
Circuit Length = 2.4873 miles
Start: 12:15 Flag 12:22 End: 12:24

Printed - 12:28 Sunday, 10 April 2016

BMCRC - MRO Championships 2016 - Rnd 2 @ Donington Park GP

BMCRC Rookie 600 & 1000

RACE 7 - SECTOR ANALYSIS

SECTOR 1 = FL to I1, SECTOR 2 = I1 to FL, DIFF = Difference To Personal Best Lap

P1		24 600 Callaghn EDSEER		Yamaha -		
IDEAL LAP TIME : 1:41.114		BEST LAP TIME : 1:41.132		DIFFERENCE : 0.018		
LAP	SECTOR 1	SECTOR 2	LAP TIME	MPH	DIFF	TIME OF DAY
1 -			1:46.141	84.36	5.009	12:17:27.887
2 -	50.720	52.030	1:42.750 (3)	87.14	1.618	12:19:10.637
3 -	49.615	51.571	1:41.186 (2)	88.49	0.054	12:20:51.823
4 -	49.633	51.499	1:41.132 (1)	88.54		12:22:32.955

P2		86 600 David SHOUBRIDGE		Kawasaki - ASAP (allsignsallprint)		
IDEAL LAP TIME : 1:40.789		BEST LAP TIME : 1:40.789		DIFFERENCE : 0.000		
LAP	SECTOR 1	SECTOR 2	LAP TIME	MPH	DIFF	TIME OF DAY
1 -			1:46.557	84.03	5.768	12:17:28.303
2 -	50.047	51.969	1:42.016 (2)	87.77	1.227	12:19:10.319
3 -	49.694	52.494	1:42.188 (3)	87.62	1.399	12:20:52.507
4 -	49.238	51.551	1:40.789 (1)	88.84		12:22:33.296

P3		17 600 Philip BAKER		Triumph -		
IDEAL LAP TIME : 1:43.378		BEST LAP TIME : 1:43.398		DIFFERENCE : 0.020		
LAP	SECTOR 1	SECTOR 2	LAP TIME	MPH	DIFF	TIME OF DAY
1 -			1:48.687	82.38	5.289	12:17:30.433
2 -	50.725	52.673	1:43.398 (1)	86.60		12:19:13.831
3 -	50.705	53.115	1:43.820 (2)	86.24	0.422	12:20:57.651
4 -	51.504	54.424	1:45.928 (3)	84.53	2.530	12:22:43.579

P4		98 600 Lee ELLIS		Yamaha - My wife!		
IDEAL LAP TIME : 1:45.136		BEST LAP TIME : 1:45.136		DIFFERENCE : 0.000		
LAP	SECTOR 1	SECTOR 2	LAP TIME	MPH	DIFF	TIME OF DAY
1 -			1:51.557	80.26	6.421	12:17:33.303
2 -	52.205	53.982	1:46.187 (3)	84.32	1.051	12:19:19.490
3 -	52.141	53.505	1:45.646 (2)	84.75	0.510	12:21:05.136
4 -	51.813	53.323	1:45.136 (1)	85.17		12:22:50.272

P5		81 600 Liam DUFFETT		Honda -		
IDEAL LAP TIME : 1:46.519		BEST LAP TIME : 1:46.734		DIFFERENCE : 0.215		
LAP	SECTOR 1	SECTOR 2	LAP TIME	MPH	DIFF	TIME OF DAY
1 -			1:51.728	80.14	4.994	12:17:33.474
2 -	52.565	54.237	1:46.802 (2)	83.84	0.068	12:19:20.276
3 -	52.405	54.587	1:46.992 (3)	83.69	0.258	12:21:07.268
4 -	52.620	54.114	1:46.734 (1)	83.89		12:22:54.002

P6		82 600 Andrew SMITH		Suzuki - 5 Club Racing		
IDEAL LAP TIME : 1:47.237		BEST LAP TIME : 1:47.278		DIFFERENCE : 0.041		
LAP	SECTOR 1	SECTOR 2	LAP TIME	MPH	DIFF	TIME OF DAY
1 -			1:53.072	79.19	5.794	12:17:34.818
2 -	52.856	55.407	1:48.263 (3)	82.71	0.985	12:19:23.081
3 -	52.778	54.500	1:47.278 (1)	83.46		12:21:10.359
4 -	53.088	54.459	1:47.547 (2)	83.26	0.269	12:22:57.906

P7		75 600 Matthew STOCK		Yamaha -		
IDEAL LAP TIME : 1:46.722		BEST LAP TIME : 1:46.722		DIFFERENCE : 0.000		
LAP	SECTOR 1	SECTOR 2	LAP TIME	MPH	DIFF	TIME OF DAY
1 -			1:54.857	77.96	8.135	12:17:36.603
2 -	52.665	54.057	1:46.722 (1)	83.90		12:19:23.325
3 -	53.015	54.357	1:47.372 (2)	83.39	0.650	12:21:10.697
4 -	53.141	54.588	1:47.729 (3)	83.12	1.007	12:22:58.426

Weather / Track : Cloudy / Dry

Donington Park GP
Circuit Length = 2.4873 miles
Start: 12:15 Flag 12:22 End: 12:24

BMCRC - MRO Championships 2016 - Rnd 2 @ Donington Park GP

BMCRC Rookie 600 & 1000

RACE 7 - SECTOR ANALYSIS

SECTOR 1 = FL to I1, SECTOR 2 = I1 to FL, DIFF = Difference To Personal Best Lap

P8 53 600 Jason SIGGS		Triumph - J Siggs Construction				
IDEAL LAP TIME : 1:49.735		BEST LAP TIME : 1:49.735		DIFFERENCE : 0.000		
LAP	SECTOR 1	SECTOR 2	LAP TIME	MPH	DIFF	TIME OF DAY
1 -			1:55.335	77.63	5.600	12:17:37.081
2 -	53.831	55.904	1:49.735 (1)	81.60		12:19:26.816
3 -	53.980	56.025	1:50.005 (2)	81.40	0.270	12:21:16.821
4 -	54.028	56.380	1:50.408 (3)	81.10	0.673	12:23:07.229

P9 130 600 Lee BUTTON		Yamaha - Elite Spas/Goodwins/Sparkle Spas				
IDEAL LAP TIME : 1:46.597		BEST LAP TIME : 1:47.205		DIFFERENCE : 0.608		
LAP	SECTOR 1	SECTOR 2	LAP TIME	MPH	DIFF	TIME OF DAY
1 -		55.790	2:00.278	74.44	13.073	12:17:42.024
2 -	55.534	54.988	1:50.522 (3)	81.01	3.317	12:19:32.546
3 -	52.515	54.690	1:47.205 (1)	83.52		12:21:19.751
4 -	54.084	54.082	1:48.166 (2)	82.78	0.961	12:23:07.917

P10 19 600 Mark HART		MV Agusta - KSM MV Agusta Wales				
IDEAL LAP TIME : 1:49.608		BEST LAP TIME : 1:50.006		DIFFERENCE : 0.398		
LAP	SECTOR 1	SECTOR 2	LAP TIME	MPH	DIFF	TIME OF DAY
1 -		55.386	1:56.866	76.62	6.860	12:17:38.612
2 -	54.222	55.784	1:50.006 (1)	81.39		12:19:28.618
3 -	54.557	55.831	1:50.388 (2)	81.11	0.382	12:21:19.006
4 -	54.834	55.798	1:50.632 (3)	80.93	0.626	12:23:09.638

P11 543 600 Stefan ELLIS		Yamaha - Bespoke Bathing Company				
IDEAL LAP TIME : 1:51.103		BEST LAP TIME : 1:52.591		DIFFERENCE : 1.488		
LAP	SECTOR 1	SECTOR 2	LAP TIME	MPH	DIFF	TIME OF DAY
1 -		56.783	1:58.907	75.30	6.316	12:17:40.653
2 -	55.976	56.615	1:52.591 (1)	79.53		12:19:33.244
3 -	54.692	58.105	1:52.797 (2)	79.38	0.206	12:21:26.041
4 -	56.502	56.411	1:52.913 (3)	79.30	0.322	12:23:18.954

P12 5 1000 Kyle O'DONOVAN		Yamaha -				
IDEAL LAP TIME : 1:40.288		BEST LAP TIME : 1:40.347		DIFFERENCE : 0.059		
LAP	SECTOR 1	SECTOR 2	LAP TIME	MPH	DIFF	TIME OF DAY
1 -		51.909	2:37.842	56.73	57.495	12:18:19.588
2 -	49.618	50.729	1:40.347 (1)	89.23		12:19:59.935
3 -	50.076	51.560	1:41.636 (3)	88.10	1.289	12:21:41.571
4 -	49.559	51.413	1:40.972 (2)	88.68	0.625	12:23:22.543

P13 149 600 Callum HAMMETT		Yamaha -				
IDEAL LAP TIME : 1:42.750		BEST LAP TIME : 1:43.210		DIFFERENCE : 0.460		
LAP	SECTOR 1	SECTOR 2	LAP TIME	MPH	DIFF	TIME OF DAY
1 -			1:47.990 (3)	82.91	4.780	12:17:29.736
2 -	50.726	52.484	1:43.210 (1)	86.75		12:19:12.946
3 -	50.266	1:35.345	2:25.611	61.49	42.401	12:21:38.557
4 -	54.077	53.739	1:47.816 (2)	83.05	4.606	12:23:26.373

P14 11 1000 Mick WHALLEY		Yamaha - Fresh Fruit Ltd				
IDEAL LAP TIME : 1:41.527		BEST LAP TIME : 1:41.527		DIFFERENCE : 0.000		
LAP	SECTOR 1	SECTOR 2	LAP TIME	MPH	DIFF	TIME OF DAY
1 -		52.247	2:39.213	56.24	57.686	12:18:20.959
2 -	50.236	51.291	1:41.527 (1)	88.19		12:20:02.486
3 -	50.982	51.957	1:42.939 (2)	86.98	1.412	12:21:45.425
4 -	50.796	54.947	1:45.743 (3)	84.68	4.216	12:23:31.168

Weather / Track : Cloudy / Dry

Donington Park GP
Circuit Length = 2.4873 miles
Start: 12:15 Flag 12:22 End: 12:24

BMCRC - MRO Championships 2016 - Rnd 2 @ Donington Park GP

BMCRC Rookie 600 & 1000

RACE 7 - SECTOR ANALYSIS

SECTOR 1 = FL to I1, SECTOR 2 = I1 to FL, DIFF = Difference To Personal Best Lap

P15 33 1000 Rafal GRZEDA		Suzuki -				
IDEAL LAP TIME : 1:42.865		BEST LAP TIME : 1:42.865		DIFFERENCE : 0.000		
LAP	SECTOR 1	SECTOR 2	LAP TIME	MPH	DIFF	TIME OF DAY
1 -		52.449	2:39.022	56.30	56.157	12:18:20.768
2 -	51.808	52.009	1:43.817 (2)	86.25	0.952	12:20:04.585
3 -	51.736	52.218	1:43.954 (3)	86.13	1.089	12:21:48.539
4 -	51.039	51.826	1:42.865 (1)	87.05		12:23:31.404

P16 94 1000 Justin BONE		Kawasaki - APARK & HOOBS ROOFING				
IDEAL LAP TIME : 1:43.129		BEST LAP TIME : 1:43.812		DIFFERENCE : 0.683		
LAP	SECTOR 1	SECTOR 2	LAP TIME	MPH	DIFF	TIME OF DAY
1 -		52.918	2:40.186	55.90	56.374	12:18:21.932
2 -	50.971	52.841	1:43.812 (1)	86.25		12:20:05.744
3 -	51.650	52.563	1:44.213 (3)	85.92	0.401	12:21:49.957
4 -	51.992	52.158	1:44.150 (2)	85.97	0.338	12:23:34.107

P17 97 600 Sam GRAHAM		Honda -				
IDEAL LAP TIME : 1:56.394		BEST LAP TIME : 1:56.394		DIFFERENCE : 0.000		
LAP	SECTOR 1	SECTOR 2	LAP TIME	MPH	DIFF	TIME OF DAY
1 -		1:01.168	2:05.867	71.14	9.473	12:17:47.613
2 -	58.614	1:00.729	1:59.343 (3)	75.03	2.949	12:19:46.956
3 -	58.176	1:00.377	1:58.553 (2)	75.53	2.159	12:21:45.509
4 -	56.960	59.434	1:56.394 (1)	76.93		12:23:41.903

P18 41 1000 Steven YOUNG		Honda - WDE Recruitment				
IDEAL LAP TIME : 1:46.258		BEST LAP TIME : 1:46.258		DIFFERENCE : 0.000		
LAP	SECTOR 1	SECTOR 2	LAP TIME	MPH	DIFF	TIME OF DAY
1 -		55.113	2:45.784	54.01	59.526	12:18:27.530
2 -	52.704	54.346	1:47.050 (2)	83.64	0.792	12:20:14.580
3 -	52.769	55.531	1:48.300 (3)	82.68	2.042	12:22:02.880
4 -	52.210	54.048	1:46.258 (1)	84.27		12:23:49.138

P19 15 1000 Mariusz SIEMIENIUK-JUZWIUK		Honda -				
IDEAL LAP TIME : 1:46.125		BEST LAP TIME : 1:46.485		DIFFERENCE : 0.360		
LAP	SECTOR 1	SECTOR 2	LAP TIME	MPH	DIFF	TIME OF DAY
1 -		55.127	2:45.782	54.01	59.297	12:18:27.528
2 -	53.445	54.335	1:47.780 (3)	83.08	1.295	12:20:15.308
3 -	52.706	54.658	1:47.364 (2)	83.40	0.879	12:22:02.672
4 -	53.066	53.419	1:46.485 (1)	84.09		12:23:49.157

P20 49 1000 Chris CREASK		Kawasaki -				
IDEAL LAP TIME : 1:49.470		BEST LAP TIME : 1:49.961		DIFFERENCE : 0.491		
LAP	SECTOR 1	SECTOR 2	LAP TIME	MPH	DIFF	TIME OF DAY
1 -		54.730	2:45.184	54.20	55.223	12:18:26.930
2 -	54.740	55.221	1:49.961 (1)	81.43		12:20:16.891
3 -	54.782	55.303	1:50.085 (2)	81.34	0.124	12:22:06.976
4 -	55.443	54.792	1:50.235 (3)	81.23	0.274	12:23:57.211

P21 137 1000 Alun JOYCE		Honda - the fitness factory				
IDEAL LAP TIME : 1:48.669		BEST LAP TIME : 1:48.669		DIFFERENCE : 0.000		
LAP	SECTOR 1	SECTOR 2	LAP TIME	MPH	DIFF	TIME OF DAY
1 -		56.127	2:48.143	53.25	59.474	12:18:29.889
2 -	54.550	55.015	1:49.565 (2)	81.72	0.896	12:20:19.454
3 -	53.729	54.940	1:48.669 (1)	82.40		12:22:08.123
4 -	54.642	55.300	1:49.942 (3)	81.44	1.273	12:23:58.065

Weather / Track : Cloudy / Dry

Donington Park GP
Circuit Length = 2.4873 miles
Start: 12:15 Flag 12:22 End: 12:24

BMCRC - MRO Championships 2016 - Rnd 2 @ Donington Park GP

BMCRC Rookie 600 & 1000

RACE 7 - SECTOR ANALYSIS

SECTOR 1 = FL to I1, SECTOR 2 = I1 to FL, DIFF = Difference To Personal Best Lap

P22 16 1000 Paul CROWSON						
IDEAL LAP TIME : 1:48.724		BEST LAP TIME : 1:48.724		DIFFERENCE : 0.000		
LAP	SECTOR 1	SECTOR 2	LAP TIME	MPH	DIFF	TIME OF DAY
1 -		57.234	2:52.347	51.95	1:03.623	12:18:34.093
2 -	55.623	55.739	1:51.362 (3)	80.40	2.638	12:20:25.455
3 -	53.924	54.800	1:48.724 (1)	82.35		12:22:14.179
4 -	54.483	55.391	1:49.874 (2)	81.49	1.150	12:24:04.053

P23 87 1000 Kristian ZAREV						
IDEAL LAP TIME : 1:50.043		BEST LAP TIME : 1:51.333		DIFFERENCE : 1.290		
LAP	SECTOR 1	SECTOR 2	LAP TIME	MPH	DIFF	TIME OF DAY
1 -		56.525	2:49.663	52.77	58.330	12:18:31.409
2 -	55.659	57.738	1:53.397 (3)	78.96	2.064	12:20:24.806
3 -	55.734	55.618	1:51.352 (2)	80.41	0.019	12:22:16.158
4 -	54.425	56.908	1:51.333 (1)	80.42		12:24:07.491

P24 28 1000 Andrew HARRISON						
IDEAL LAP TIME : 1:51.820		BEST LAP TIME : 1:52.059		DIFFERENCE : 0.239		
LAP	SECTOR 1	SECTOR 2	LAP TIME	MPH	DIFF	TIME OF DAY
1 -		58.303	2:51.838	52.10	59.779	12:18:33.584
2 -	55.136	56.923	1:52.059 (1)	79.90		12:20:25.643
3 -	55.464	56.684	1:52.148 (2)	79.84	0.089	12:22:17.791
4 -	55.327	58.022	1:53.349 (3)	78.99	1.290	12:24:11.140

P25 28 600 Carl BARRON						
IDEAL LAP TIME : 2:03.904		BEST LAP TIME : 2:05.026		DIFFERENCE : 1.122		
LAP	SECTOR 1	SECTOR 2	LAP TIME	MPH	DIFF	TIME OF DAY
1 -		1:03.211	2:10.455	68.64	5.429	12:17:52.201
2 -	1:01.618	1:03.408	2:05.026 (1)	71.62		12:19:57.227
3 -	1:00.693	1:05.772	2:06.465 (2)	70.80	1.439	12:22:03.692
4 -	1:02.606	1:05.112	2:07.718 (3)	70.11	2.692	12:24:11.410

P26 20 1000 Martin LOGAN						
IDEAL LAP TIME : 1:51.938		BEST LAP TIME : 1:52.110		DIFFERENCE : 0.172		
LAP	SECTOR 1	SECTOR 2	LAP TIME	MPH	DIFF	TIME OF DAY
1 -		57.291	2:52.119	52.02	1:00.009	12:18:33.865
2 -	55.692	56.418	1:52.110 (1)	79.87		12:20:25.975
3 -	55.865	56.246	1:52.111 (2)	79.87	0.001	12:22:18.086
4 -	55.829	57.517	1:53.346 (3)	79.00	1.236	12:24:11.432

P27 69 600 Robert WINDEATT						
IDEAL LAP TIME : 2:05.206		BEST LAP TIME : 2:06.059		DIFFERENCE : 0.853		
LAP	SECTOR 1	SECTOR 2	LAP TIME	MPH	DIFF	TIME OF DAY
1 -		1:03.331	2:11.920	67.87	5.861	12:17:53.666
2 -	1:01.875	1:04.184	2:06.059 (1)	71.03		12:19:59.725
3 -	1:02.032	1:04.987	2:07.019 (2)	70.49	0.960	12:22:06.744
4 -	1:02.864	1:04.324	2:07.188 (3)	70.40	1.129	12:24:13.932

P28 169 600 Daniel INGRAM						
IDEAL LAP TIME : 2:18.254		BEST LAP TIME : 2:18.649		DIFFERENCE : 0.395		
LAP	SECTOR 1	SECTOR 2	LAP TIME	MPH	DIFF	TIME OF DAY
1 -		1:09.808	2:23.247 (3)	62.51	4.598	12:18:04.993
2 -	1:09.293	1:10.886	2:20.179 (2)	63.87	1.530	12:20:25.172
3 -	1:08.446	1:10.203	2:18.649 (1)	64.58		12:22:43.821

Weather / Track : Cloudy / Dry

Donington Park GP
Circuit Length = 2.4873 miles
Start: 12:15 Flag 12:22 End: 12:24

BMCRC - MRO Championships 2016 - Rnd 2 @ Donington Park GP

BMCRC Rookie 600 & 1000

RACE 7 - SECTOR ANALYSIS

SECTOR 1 = FL to I1, SECTOR 2 = I1 to FL, DIFF = Difference To Personal Best Lap

P29 31 600 Robert SWART		Honda -				
IDEAL LAP TIME : 1:53.381		BEST LAP TIME : 2:00.124		DIFFERENCE : 6.743		
LAP	SECTOR 1	SECTOR 2	LAP TIME	MPH	DIFF	TIME OF DAY
1 -		57.535	2:00.124 (1)	74.54		12:17:41.870

P30 21 1000 James CHORLTON		Kawasaki - We Fight Any Claim				
IDEAL LAP TIME :		BEST LAP TIME : 2:47.962		DIFFERENCE :		
LAP	SECTOR 1	SECTOR 2	LAP TIME	MPH	DIFF	TIME OF DAY
1 -		56.010	2:47.962 (1)	53.31		12:18:29.708

BMCRC - MRO Championships 2016 - Rnd 2 @ Donington Park GP

BMCRC Rookie 600 & 1000

RACE 7 - BEST SECTORS

SECTOR 1			SECTOR 2			IDEAL / BEST COMPARISON						
POS	NO	NAME	TIME	NO	NAME	TIME	POS	NO	NAME	IDEAL	BEST	DIFF
									PERFECT LAP	1:39.967		
1	86	SHOUBRIDGE	49.238	5	O'DONOVAN	50.729	1	5	O'DONOVAN	1:40.288	1:40.347	0.059
2	5	O'DONOVAN	49.559	11	WHALLEY	51.291	2	86	SHOUBRIDGE	1:40.789	1:40.789	0.000
3	24	EDSER	49.615	24	EDSER	51.499	3	24	EDSER	1:41.114	1:41.132	0.018
4	11	WHALLEY	50.236	86	SHOUBRIDGE	51.551	4	11	WHALLEY	1:41.527	1:41.527	0.000
5	149	HAMMETT	50.266	33	GRZEDA	51.826	5	149	HAMMETT	1:42.750	1:43.210	0.460
6	17	BAKER	50.705	94	BONE	52.158	6	33	GRZEDA	1:42.865	1:42.865	0.000
7	94	BONE	50.971	149	HAMMETT	52.484	7	94	BONE	1:43.129	1:43.812	0.683
8	33	GRZEDA	51.039	17	BAKER	52.673	8	17	BAKER	1:43.378	1:43.398	0.020
9	98	ELLIS	51.813	98	ELLIS	53.323	9	98	ELLIS	1:45.136	1:45.136	0.000
10	41	YOUNG	52.210	15	SIEMIENIUK-JUZWIUK	53.419	10	15	SIEMIENIUK-JUZWIUK	1:46.125	1:46.485	0.360
11	81	DUFFETT	52.405	41	YOUNG	54.048	11	41	YOUNG	1:46.258	1:46.258	0.000
12	130	BUTTON	52.515	75	STOCK	54.057	12	81	DUFFETT	1:46.519	1:46.734	0.215
13	75	STOCK	52.665	130	BUTTON	54.082	13	130	BUTTON	1:46.597	1:47.205	0.608
14	15	SIEMIENIUK-JUZWIUK	52.706	81	DUFFETT	54.114	14	75	STOCK	1:46.722	1:46.722	0.000
15	82	SMITH	52.778	82	SMITH	54.459	15	82	SMITH	1:47.237	1:47.278	0.041
16	137	JOYCE	53.729	49	CREASK	54.730	16	137	JOYCE	1:48.669	1:48.669	0.000
17	53	SIGGS	53.831	16	CROWSON	54.800	17	16	CROWSON	1:48.724	1:48.724	0.000
18	16	CROWSON	53.924	137	JOYCE	54.940	18	49	CREASK	1:49.470	1:49.961	0.491
19	19	HART	54.222	19	HART	55.386	19	19	HART	1:49.608	1:50.006	0.398
20	87	ZAREV	54.425	87	ZAREV	55.618	20	53	SIGGS	1:49.735	1:49.735	0.000
21	543	ELLIS	54.692	53	SIGGS	55.904	21	87	ZAREV	1:50.043	1:51.333	1.290
22	49	CREASK	54.740	21	CHORLTON	56.010	22	543	ELLIS	1:51.103	1:52.591	1.488
23	28	HARRISON	55.136	20	LOGAN	56.246	23	28	HARRISON	1:51.820	1:52.059	0.239
24	20	LOGAN	55.692	543	ELLIS	56.411	24	20	LOGAN	1:51.938	1:52.110	0.172
25	31	SWART	55.846	28	HARRISON	56.684	25	31	SWART	1:53.381	2:00.124	6.743
26	97	GRAHAM	56.960	31	SWART	57.535	26	97	GRAHAM	1:56.394	1:56.394	0.000
27	28	BARRON	1:00.693	97	GRAHAM	59.434	27	28	BARRON	2:03.904	2:05.026	1.122
28	69	WINDEATT	1:01.875	28	BARRON	1:03.211	28	69	WINDEATT	2:05.206	2:06.059	0.853
29	169	INGRAM	1:08.446	69	WINDEATT	1:03.331	29	169	INGRAM	2:18.254	2:18.649	0.395
30				169	INGRAM	1:09.808	30	21	CHORLTON		2:47.962	
31												

Weather / Track : Cloudy / Dry

Donington Park GP

Circuit Length = 2.4873 miles

Start: 12:15 Flag 12:22 End: 12:24

Results can be found at www.tsl-timing.com

Printed - 12:28 Sunday, 10 April 2016

BMCRC - MRO Championships 2016 - Rnd 2 @ Donington Park GP



BMCRC Rookie 600 & 1000

RACE 19 - CLASSIFICATION

POS	NO	CL	PIC NAME	ENTRY	LAPS	TIME	GAP	DIFF	MPH	BEST	ON
1	24	600	1 Callagh EDSE	Yamaha -	6	10:16.645			86.90	1:40.828	4
2	86	600	2 David SHOUBRIDGE	Kawasaki - ASAP (allsignsallprint)	6	10:17.522	0.877	0.877	86.78	1:41.370	4
3	149	600	3 Callum HAMMETT	Yamaha -	6	10:42.110	25.465	24.588	83.45	1:44.530	6
4	17	600	4 Philip BAKER	Triumph -	6	10:44.020	27.375	1.910	83.21	1:44.927	6
5	81	600	5 Liam DUFFETT	Honda -	6	10:47.984	31.339	3.964	82.70	1:46.354	6
6	75	600	6 Matthew STOCK	Yamaha -	6	10:48.621	31.976	0.637	82.62	1:45.402	6
7	98	600	7 Lee ELLIS	Yamaha - My wife!	6	10:49.412	32.767	0.791	82.52	1:45.878	4
8	82	600	8 Andrew SMITH	Suzuki - 5 Club Racing	6	10:51.543	34.898	2.131	82.25	1:46.661	6
9	130	600	9 Lee BUTTON	Yamaha - Elite Spas/Goodwins/Sparkle Spas	6	10:58.778	42.133	7.235	81.34	1:47.980	6
10	53	600	10 Jason SIGGS	Triumph - J Siggs Construction	6	11:01.976	45.331	3.198	80.95	1:48.696	3
11	5	1000	1 Kyle O'DONOVAN	Yamaha -	6	11:09.284	52.639	7.308	80.07	1:40.416	5
12	26	600	11 James SEATH	Yamaha - Ovenden Earthmoving	6	11:10.513	53.868	1.229	79.92	1:49.030	3
13	11	1000	2 Mick WHALLEY	Yamaha - Fresh Fruit Ltd	6	11:13.027	56.382	2.514	79.62	1:42.088	3
14	19	600	12 Mark HART	MV Agusta - KSM MV Agusta Wales	6	11:16.268	59.623	3.241	79.24	1:49.945	6
15	543	600	13 Stefan ELLIS	Yamaha - Bespoke Bathing Company	6	11:22.471	1:05.826	6.203	78.52	1:48.860	6
16	94	1000	3 Justin BONE	Kawasaki - APARK & HOOPS ROOFING	6	11:26.401	1:09.756	3.930	78.07	1:43.660	6
17	15	1000	4 Mariusz SIEMIENIUK-JUZWIUK	Honda -	6	11:26.681	1:10.036	0.280	78.04	1:44.549	3
18	41	1000	5 Steven YOUNG	Honda - WDE Recruitment	6	11:27.055	1:10.410	0.374	77.99	1:42.939	6
19	33	1000	6 Rafal GRZEDA	Suzuki -	6	11:28.234	1:11.589	1.179	77.86	1:43.906	6
20	137	1000	7 Alun JOYCE	Honda - the fitness factory	6	11:50.253	1:33.608	22.019	75.45	1:48.401	5
21	31	600	14 Robert SWART	Honda -	6	11:52.852	1:36.207	2.599	75.17	1:54.534	6
22	49	1000	8 Chris CREAKS	Kawasaki -	6	11:56.419	1:39.774	3.567	74.80	1:49.268	5
23	97	600	15 Sam GRAHAM	Honda -	6	11:56.552	1:39.907	0.133	74.78	1:56.837	6
24	21	1000	9 James CHORLTON	Kawasaki - We Fight Any Claim	6	12:01.012	1:44.367	4.460	74.32	1:48.150	3
25	20	1000	10 Martin LOGAN	Kawasaki - mark holden motorcycles..MHM	5	10:23.581	1 Lap	1 Lap	71.57	1:52.921	4
26	87	1000	11 Kristian ZAREV	Ducati -	5	10:24.099	1 Lap	0.518	71.52	1:52.609	5
27	28	1000	12 Andrew HARRISON	Honda -	5	10:24.298	1 Lap	0.199	71.49	1:52.141	2
28	16	1000	13 Paul CROWSON	-	5	10:25.552	1 Lap	1.254	71.35	1:49.606	3
29	95	1000	14 Karl SMITH	Suzuki - The Flooring Centre Romford	5	10:29.902	1 Lap	4.350	70.86	1:53.062	3
30	28	600	16 Carl BARRON	Yamaha -	5	10:42.785	1 Lap	12.883	69.44	2:03.394	2

NOT CLASSIFIED

DNF 169 600 Daniel INGRAM Suzuki - 0

FASTEST LAP

5	1000	Kyle O'DONOVAN	Yamaha -	5	1:40.416	89.17 mph	143.51 kph
24	600	Callagh EDSE	Yamaha -	4	1:40.828	88.80 mph	142.92 kph

Class 600 - 90% of Race Speed = 78.21 mph
Class 1000 - 90% of Race Speed = 72.06 mph

Donington Park GP
Circuit Length = 2.4873 miles
Start: 16:33 Flag 16:43 End: 16:45

Weather / Track : Cloudy / Dry

These results are provisional until the conclusion of any judicial and technical matters.

Clerk Of Course :	Timekeeper :
-------------------	--------------

Results can be found at www.tsl-timing.com

Printed - 16:45 Sunday, 10 April 2016



BMCRC - MRO Championships 2016 - Rnd 2 @ Donington Park GP

BMCRC Rookie 600 & 1000

RACE 19 - LAP CHART

LAP 1 @ 16:34:53.636

NO	BEHIND	LAP TIME
86		1:45.729
24	0.588	1:46.317
149	6.484	1:52.213
81	7.617	1:53.346
17	7.828	1:53.557
82	8.489	1:54.218
98	9.063	1:54.792
75	9.109	1:54.838
130	9.366	1:55.095
53	10.189	1:55.918
26	12.167	1:57.896
19	14.241	1:59.970
97	16.619	2:02.348
543	16.817	2:02.546
31	17.213	2:02.942
28	21.433	2:07.162
11	52.812	2:38.541
5	54.142	2:39.871
94	54.944	2:40.673
33	55.126	2:40.855
15	56.351	2:42.080
41	58.237	2:43.966
137	59.616	2:45.345
49	1:01.171	2:46.900
28	1:04.216	2:49.945
87	1:04.497	2:50.226
20	1:05.319	2:51.048
21	1:07.406	2:53.135
16	1:07.828	2:53.557
95	1:08.728	2:54.457

LAP 2 @ 16:36:35.551

NO	BEHIND	LAP TIME
86		1:41.915
24	0.241	1:41.568
149	12.127	1:47.558
81	13.230	1:47.528
17	13.589	1:47.676
82	14.673	1:48.099
98	14.994	1:47.846
75	16.151	1:48.957
130	16.670	1:49.219
53	17.781	1:49.507
26	20.153	1:49.901
19	23.929	1:51.603
543	32.666	1:57.764
31	35.785	2:00.487
97	36.107	2:01.403
28	42.912	2:03.394
11	54.776	1:43.879
5	55.124	1:42.897
15	59.116	1:44.680
94	59.235	1:46.206
33	1:01.346	1:48.135
41	1:01.998	1:45.676
137	1:07.064	1:49.363
49	1:10.085	1:50.829
28	1:14.442	1:52.141
20	1:16.813	1:53.409
21	1:16.954	1:51.463
87	1:17.553	1:54.971
16	1:17.743	1:51.830

95 1:20.730 1:53.917

LAP 3 @ 16:38:18.096

NO	BEHIND	LAP TIME
24		1:42.304
86	0.039	1:42.584
149	16.154	1:46.572
81	17.819	1:47.134
17	18.071	1:47.027
98	19.304	1:46.855
82	20.090	1:47.962
75	20.530	1:46.924
130	22.688	1:48.563
53	23.932	1:48.696
26	26.638	1:49.030
19	33.402	1:52.018
543	42.273	1:52.152
31	48.451	1:55.211
97	52.934	1:59.372
11	54.319	1:42.088
5	54.767	1:42.188
15	1:01.120	1:44.549
94	1:02.979	1:46.289
33	1:03.303	1:44.502
41	1:04.349	1:44.896
137	1:13.377	1:48.858
49	1:17.159	1:49.619
28	1:17.163	2:16.796
21	1:22.559	1:48.150
16	1:24.804	1:49.606
28	1:26.148	1:54.251
20	1:27.373	1:53.105
87	1:28.063	1:53.055
95	1:31.247	1:53.062

LAP 4 @ 16:39:58.924

NO	BEHIND	LAP TIME
24		1:40.828
86	0.581	1:41.370
149	20.993	1:45.667
17	22.446	1:45.203
81	23.963	1:46.972
98	24.354	1:45.878
75	26.693	1:46.991
82	26.929	1:47.667
130	31.104	1:49.244
53	32.158	1:49.054
26	35.912	1:50.102
19	43.948	1:51.374
543	52.471	1:51.026
5	56.002	1:42.063
11	56.666	1:43.175
31	1:02.537	1:54.914
15	1:05.177	1:44.885
94	1:06.547	1:44.396
33	1:06.767	1:44.292
41	1:07.449	1:43.928
97	1:09.911	1:57.805
137	1:21.618	1:49.069
49	1:26.266	1:49.935
21	1:29.952	1:48.221
28	1:39.172	1:53.852
20	1:39.466	1:52.921
87	1:40.473	1:53.238

LAP 5 @ 16:41:41.904

NO	BEHIND	LAP TIME
24		1:42.980
86	0.854	1:43.253
28	1 Lap	2:07.519
16	1 Lap	2:00.017
95	1 Lap	1:54.687
149	23.583	1:45.570
17	25.096	1:45.630
81	27.633	1:46.650
98	27.933	1:46.559
75	29.222	1:45.509
82	30.885	1:46.936
130	36.801	1:48.677
53	38.816	1:49.638
26	44.398	1:51.466
19	52.326	1:51.358
5	53.438	1:40.416
11	55.884	1:42.198
543	59.614	1:50.123
15	1:08.011	1:45.814
94	1:08.744	1:45.177
41	1:10.119	1:45.650
33	1:10.331	1:46.544
31	1:24.321	2:04.764
97	1:25.718	1:58.787
137	1:27.039	1:48.401
49	1:32.554	1:49.268
21	1:36.699	1:49.727

LAP 6 @ 16:43:24.552

NO	BEHIND	LAP TIME
24		1:42.648
86	0.877	1:42.671
20	1 Lap	1:53.098
87	1 Lap	1:52.609
28	1 Lap	1:54.109
16	1 Lap	1:50.542
95	1 Lap	1:53.779
149	25.465	1:44.530
28	1 Lap	2:07.914
17	27.375	1:44.927
81	31.339	1:46.354
75	31.976	1:45.402
98	32.767	1:47.482
82	34.898	1:46.661
130	42.133	1:47.980
53	45.331	1:49.163
5	52.639	1:41.849
26	53.868	1:52.118
11	56.382	1:43.146
19	59.623	1:49.945
543	1:05.826	1:48.860
94	1:09.756	1:43.660
15	1:10.036	1:44.673
41	1:10.410	1:42.939
33	1:11.589	1:43.906
137	1:33.608	1:49.217
31	1:36.207	1:54.534
49	1:39.774	1:49.868
97	1:39.907	1:56.837
21	1:44.367	1:50.316

Weather / Track : Cloudy / Dry

Results can be found at www.tsl-timing.com

Donington Park GP

Circuit Length = 2.4873 miles

Start: 16:33 Flag 16:43 End: 16:45

Printed - 16:46 Sunday, 10 April 2016

BMCRC - MRO Championships 2016 - Rnd 2 @ Donington Park GP

BMCRC Rookie 600 & 1000

RACE 19 - SECTOR ANALYSIS

SECTOR 1 = FL to I1, SECTOR 2 = I1 to FL, DIFF = Difference To Personal Best Lap

P1 24 600 Callaghn EDSER Yamaha -						
IDEAL LAP TIME : 1:40.800		BEST LAP TIME : 1:40.828		DIFFERENCE : 0.028		
LAP	SECTOR 1	SECTOR 2	LAP TIME	MPH	DIFF	TIME OF DAY
1 -		52.504	1:46.317	84.22	5.489	16:34:54.224
2 -	49.328	52.240	1:41.568 (2)	88.16	0.740	16:36:35.792
3 -	50.279	52.025	1:42.304 (3)	87.52	1.476	16:38:18.096
4 -	49.204	51.624	1:40.828 (1)	88.80		16:39:58.924
5 -	50.123	52.857	1:42.980	86.95	2.152	16:41:41.904
6 -	51.052	51.596	1:42.648	87.23	1.820	16:43:24.552

P2 86 600 David SHOUBRIDGE Kawasaki - ASAP (allsignsallprint)						
IDEAL LAP TIME : 1:41.055		BEST LAP TIME : 1:41.370		DIFFERENCE : 0.315		
LAP	SECTOR 1	SECTOR 2	LAP TIME	MPH	DIFF	TIME OF DAY
1 -			1:45.729	84.69	4.359	16:34:53.636
2 -	49.770	52.145	1:41.915 (2)	87.86	0.545	16:36:35.551
3 -	50.232	52.352	1:42.584 (3)	87.28	1.214	16:38:18.135
4 -	49.465	51.905	1:41.370 (1)	88.33		16:39:59.505
5 -	49.867	53.386	1:43.253	86.72	1.883	16:41:42.758
6 -	51.081	51.590	1:42.671	87.21	1.301	16:43:25.429

P3 149 600 Callum HAMMETT Yamaha -						
IDEAL LAP TIME : 1:44.530		BEST LAP TIME : 1:44.530		DIFFERENCE : 0.000		
LAP	SECTOR 1	SECTOR 2	LAP TIME	MPH	DIFF	TIME OF DAY
1 -		55.673	1:52.213	79.79	7.683	16:35:00.120
2 -	52.830	54.728	1:47.558	83.25	3.028	16:36:47.678
3 -	52.456	54.116	1:46.572	84.02	2.042	16:38:34.250
4 -	51.899	53.768	1:45.667 (3)	84.74	1.137	16:40:19.917
5 -	52.220	53.350	1:45.570 (2)	84.82	1.040	16:42:05.487
6 -	51.359	53.171	1:44.530 (1)	85.66		16:43:50.017

P4 17 600 Philip BAKER Triumph -						
IDEAL LAP TIME : 1:44.918		BEST LAP TIME : 1:44.927		DIFFERENCE : 0.009		
LAP	SECTOR 1	SECTOR 2	LAP TIME	MPH	DIFF	TIME OF DAY
1 -		57.229	1:53.557	78.85	8.630	16:35:01.464
2 -	53.106	54.570	1:47.676	83.16	2.749	16:36:49.140
3 -	53.004	54.023	1:47.027	83.66	2.100	16:38:36.167
4 -	51.760	53.443	1:45.203 (2)	85.11	0.276	16:40:21.370
5 -	51.814	53.816	1:45.630 (3)	84.77	0.703	16:42:07.000
6 -	51.475	53.452	1:44.927 (1)	85.33		16:43:51.927

P5 81 600 Liam DUFFETT Honda -						
IDEAL LAP TIME : 1:46.067		BEST LAP TIME : 1:46.354		DIFFERENCE : 0.287		
LAP	SECTOR 1	SECTOR 2	LAP TIME	MPH	DIFF	TIME OF DAY
1 -		56.532	1:53.346	79.00	6.992	16:35:01.253
2 -	52.780	54.748	1:47.528	83.27	1.174	16:36:48.781
3 -	52.763	54.371	1:47.134	83.58	0.780	16:38:35.915
4 -	53.073	53.899	1:46.972 (3)	83.70	0.618	16:40:22.887
5 -	52.268	54.382	1:46.650 (2)	83.96	0.296	16:42:09.537
6 -	52.555	53.799	1:46.354 (1)	84.19		16:43:55.891

P6 75 600 Matthew STOCK Yamaha -						
IDEAL LAP TIME : 1:45.272		BEST LAP TIME : 1:45.402		DIFFERENCE : 0.130		
LAP	SECTOR 1	SECTOR 2	LAP TIME	MPH	DIFF	TIME OF DAY
1 -		57.300	1:54.838	77.97	9.436	16:35:02.745
2 -	53.866	55.091	1:48.957	82.18	3.555	16:36:51.702
3 -	52.456	54.468	1:46.924 (3)	83.74	1.522	16:38:38.626
4 -	52.973	54.018	1:46.991	83.69	1.589	16:40:25.617
5 -	51.770	53.739	1:45.509 (2)	84.86	0.107	16:42:11.126

Donington Park GP
 Circuit Length = 2.4873 miles
 Start: 16:33 Flag 16:43 End: 16:45

Weather / Track : Cloudy / Dry

BMCRC - MRO Championships 2016 - Rnd 2 @ Donington Park GP

BMCRC Rookie 600 & 1000

RACE 19 - SECTOR ANALYSIS

SECTOR 1 = FL to I1, SECTOR 2 = I1 to FL, DIFF = Difference To Personal Best Lap

6 - 51.900 **53.502** **1:45.402 (1)** **84.95** **16:43:56.528**

P7 98 600 Lee ELLIS			Yamaha - My wife!			
IDEAL LAP TIME : 1:45.878		BEST LAP TIME : 1:45.878		DIFFERENCE : 0.000		
LAP	SECTOR 1	SECTOR 2	LAP TIME	MPH	DIFF	TIME OF DAY
1 -		56.032	1:54.792	78.00	8.914	16:35:02.699
2 -	53.343	54.503	1:47.846	83.03	1.968	16:36:50.545
3 -	52.303	54.552	1:46.855 (3)	83.80	0.977	16:38:37.400
4 -	52.102	53.776	1:45.878 (1)	84.57		16:40:23.278
5 -	52.267	54.292	1:46.559 (2)	84.03	0.681	16:42:09.837
6 -	53.263	54.219	1:47.482	83.31	1.604	16:43:57.319

P8 82 600 Andrew SMITH			Suzuki - 5 Club Racing			
IDEAL LAP TIME : 1:46.649		BEST LAP TIME : 1:46.661		DIFFERENCE : 0.012		
LAP	SECTOR 1	SECTOR 2	LAP TIME	MPH	DIFF	TIME OF DAY
1 -		56.547	1:54.218	78.39	7.557	16:35:02.125
2 -	52.860	55.239	1:48.099	82.83	1.438	16:36:50.224
3 -	53.155	54.807	1:47.962	82.94	1.301	16:38:38.186
4 -	53.071	54.596	1:47.667 (3)	83.16	1.006	16:40:25.853
5 -	52.433	54.503	1:46.936 (2)	83.73	0.275	16:42:12.789
6 -	52.445	54.216	1:46.661 (1)	83.95		16:43:59.450

P9 130 600 Lee BUTTON			Yamaha - Elite Spas/Goodwins/Sparkle Spas			
IDEAL LAP TIME : 1:47.980		BEST LAP TIME : 1:47.980		DIFFERENCE : 0.000		
LAP	SECTOR 1	SECTOR 2	LAP TIME	MPH	DIFF	TIME OF DAY
1 -		55.934	1:55.095	77.80	7.115	16:35:03.002
2 -	53.948	55.271	1:49.219	81.98	1.239	16:36:52.221
3 -	53.582	54.981	1:48.563 (2)	82.48	0.583	16:38:40.784
4 -	54.157	55.087	1:49.244	81.96	1.264	16:40:30.028
5 -	53.736	54.941	1:48.677 (3)	82.39	0.697	16:42:18.705
6 -	53.278	54.702	1:47.980 (1)	82.92		16:44:06.685

P10 53 600 Jason SIGGS			Triumph - J Siggs Construction			
IDEAL LAP TIME : 1:48.696		BEST LAP TIME : 1:48.696		DIFFERENCE : 0.000		
LAP	SECTOR 1	SECTOR 2	LAP TIME	MPH	DIFF	TIME OF DAY
1 -		57.786	1:55.918	77.24	7.222	16:35:03.825
2 -	53.790	55.717	1:49.507	81.77	0.811	16:36:53.332
3 -	53.108	55.588	1:48.696 (1)	82.38		16:38:42.028
4 -	53.147	55.907	1:49.054 (2)	82.11	0.358	16:40:31.082
5 -	53.691	55.947	1:49.638	81.67	0.942	16:42:20.720
6 -	53.385	55.778	1:49.163 (3)	82.02	0.467	16:44:09.883

P11 5 1000 Kyle O'DONOVAN			Yamaha -			
IDEAL LAP TIME : 1:40.416		BEST LAP TIME : 1:40.416		DIFFERENCE : 0.000		
LAP	SECTOR 1	SECTOR 2	LAP TIME	MPH	DIFF	TIME OF DAY
1 -		52.395	2:39.871	56.01	59.455	16:35:47.778
2 -	50.503	52.394	1:42.897	87.02	2.481	16:37:30.675
3 -	50.644	51.544	1:42.188	87.62	1.772	16:39:12.863
4 -	50.749	51.314	1:42.063 (3)	87.73	1.647	16:40:54.926
5 -	49.408	51.008	1:40.416 (1)	89.17		16:42:35.342
6 -	49.954	51.895	1:41.849 (2)	87.91	1.433	16:44:17.191

P12 26 600 James SEATH			Yamaha - Ovenden Earthmoving			
IDEAL LAP TIME : 1:49.030		BEST LAP TIME : 1:49.030		DIFFERENCE : 0.000		
LAP	SECTOR 1	SECTOR 2	LAP TIME	MPH	DIFF	TIME OF DAY
1 -		56.351	1:57.896	75.95	8.866	16:35:05.803
2 -	54.274	55.627	1:49.901 (2)	81.47	0.871	16:36:55.704
3 -	54.241	54.789	1:49.030 (1)	82.12		16:38:44.734

Weather / Track : Cloudy / Dry

Donington Park GP

Circuit Length = 2.4873 miles

Start: 16:33 Flag 16:43 End: 16:45

BMCRC - MRO Championships 2016 - Rnd 2 @ Donington Park GP

BMCRC Rookie 600 & 1000

RACE 19 - SECTOR ANALYSIS

SECTOR 1 = FL to I1, SECTOR 2 = I1 to FL, DIFF = Difference To Personal Best Lap

4 -	55.060	55.042	1:50.102 (3)	81.32	1.072	16:40:34.836
5 -	55.529	55.937	1:51.466	80.33	2.436	16:42:26.302
6 -	55.306	56.812	1:52.118	79.86	3.088	16:44:18.420

P13 11 1000 Mick WHALLEY			Yamaha - Fresh Fruit Ltd			
IDEAL LAP TIME : 1:41.876		BEST LAP TIME : 1:42.088	DIFFERENCE : 0.212			
LAP	SECTOR 1	SECTOR 2	LAP TIME	MPH	DIFF	TIME OF DAY
1 -		52.491	2:38.541	56.48	56.453	16:35:46.448
2 -	51.648	52.231	1:43.879	86.20	1.791	16:37:30.327
3 -	50.822	51.266	1:42.088 (1)	87.71		16:39:12.415
4 -	51.521	51.654	1:43.175	86.78	1.087	16:40:55.590
5 -	50.610	51.588	1:42.198 (2)	87.61	0.110	16:42:37.788
6 -	51.056	52.090	1:43.146 (3)	86.81	1.058	16:44:20.934

P14 19 600 Mark HART			MV Agusta - KSM MV Agusta Wales			
IDEAL LAP TIME : 1:49.923		BEST LAP TIME : 1:49.945	DIFFERENCE : 0.022			
LAP	SECTOR 1	SECTOR 2	LAP TIME	MPH	DIFF	TIME OF DAY
1 -		57.487	1:59.970	74.63	10.025	16:35:07.877
2 -	55.189	56.414	1:51.603	80.23	1.658	16:36:59.480
3 -	55.960	56.058	1:52.018	79.93	2.073	16:38:51.498
4 -	55.804	55.570	1:51.374 (3)	80.39	1.429	16:40:42.872
5 -	55.126	56.232	1:51.358 (2)	80.41	1.413	16:42:34.230
6 -	54.353	55.592	1:49.945 (1)	81.44		16:44:24.175

P15 543 600 Stefan ELLIS			Yamaha - Bespoke Bathing Company			
IDEAL LAP TIME : 1:48.860		BEST LAP TIME : 1:48.860	DIFFERENCE : 0.000			
LAP	SECTOR 1	SECTOR 2	LAP TIME	MPH	DIFF	TIME OF DAY
1 -		59.563	2:02.546	73.07	13.686	16:35:10.453
2 -	59.814	57.950	1:57.764	76.03	8.904	16:37:08.217
3 -	55.802	56.350	1:52.152	79.84	3.292	16:39:00.369
4 -	54.928	56.098	1:51.026 (3)	80.65	2.166	16:40:51.395
5 -	55.032	55.091	1:50.123 (2)	81.31	1.263	16:42:41.518
6 -	54.317	54.543	1:48.860 (1)	82.25		16:44:30.378

P16 94 1000 Justin BONE			Kawasaki - APARK & HOOBS ROOFING			
IDEAL LAP TIME : 1:43.660		BEST LAP TIME : 1:43.660	DIFFERENCE : 0.000			
LAP	SECTOR 1	SECTOR 2	LAP TIME	MPH	DIFF	TIME OF DAY
1 -		53.478	2:40.673	55.73	57.013	16:35:48.580
2 -	51.952	54.254	1:46.206	84.31	2.546	16:37:34.786
3 -	51.980	54.309	1:46.289	84.24	2.629	16:39:21.075
4 -	51.475	52.921	1:44.396 (2)	85.77	0.736	16:41:05.471
5 -	52.406	52.771	1:45.177 (3)	85.13	1.517	16:42:50.648
6 -	51.326	52.334	1:43.660 (1)	86.38		16:44:34.308

P17 15 1000 Mariusz SIEMIENIUK-JUZWIUK			Honda -			
IDEAL LAP TIME : 1:44.128		BEST LAP TIME : 1:44.549	DIFFERENCE : 0.421			
LAP	SECTOR 1	SECTOR 2	LAP TIME	MPH	DIFF	TIME OF DAY
1 -		52.744	2:42.080	55.24	57.531	16:35:49.987
2 -	51.593	53.087	1:44.680 (3)	85.54	0.131	16:37:34.667
3 -	51.632	52.917	1:44.549 (1)	85.64		16:39:19.216
4 -	51.740	53.145	1:44.885	85.37	0.336	16:41:04.101
5 -	53.279	52.535	1:45.814	84.62	1.265	16:42:49.915
6 -	51.795	52.878	1:44.673 (2)	85.54	0.124	16:44:34.588

P18 41 1000 Steven YOUNG			Honda - WDE Recruitment			
IDEAL LAP TIME : 1:42.939		BEST LAP TIME : 1:42.939	DIFFERENCE : 0.000			
LAP	SECTOR 1	SECTOR 2	LAP TIME	MPH	DIFF	TIME OF DAY
1 -		53.802	2:43.966	54.61	1:01.027	16:35:51.873

Weather / Track : Cloudy / Dry

Donington Park GP
Circuit Length = 2.4873 miles
Start: 16:33 Flag 16:43 End: 16:45

BMCRC - MRO Championships 2016 - Rnd 2 @ Donington Park GP

BMCRC Rookie 600 & 1000

RACE 19 - SECTOR ANALYSIS

SECTOR 1 = FL to I1, SECTOR 2 = I1 to FL, DIFF = Difference To Personal Best Lap

2 -	52.200	53.476	1:45.676	84.73	2.737	16:37:37.549
3 -	51.459	53.437	1:44.896 (3)	85.36	1.957	16:39:22.445
4 -	51.216	52.712	1:43.928 (2)	86.16	0.989	16:41:06.373
5 -	52.042	53.608	1:45.650	84.75	2.711	16:42:52.023
6 -	50.968	51.971	1:42.939 (1)	86.98		16:44:34.962

P19 33 1000 Rafal GRZEDA			Suzuki -			
IDEAL LAP TIME : 1:43.334		BEST LAP TIME : 1:43.906		DIFFERENCE : 0.572		
LAP	SECTOR 1	SECTOR 2	LAP TIME	MPH	DIFF	TIME OF DAY
1 -		53.325	2:40.855	55.66	56.949	16:35:48.762
2 -	52.140	55.995	1:48.135	82.80	4.229	16:37:36.897
3 -	51.208	53.294	1:44.502 (3)	85.68	0.596	16:39:21.399
4 -	51.625	52.667	1:44.292 (2)	85.85	0.386	16:41:05.691
5 -	52.935	53.609	1:46.544	84.04	2.638	16:42:52.235
6 -	51.780	52.126	1:43.906 (1)	86.17		16:44:36.141

P20 137 1000 Alun JOYCE			Honda - the fitness factory			
IDEAL LAP TIME : 1:48.399		BEST LAP TIME : 1:48.401		DIFFERENCE : 0.002		
LAP	SECTOR 1	SECTOR 2	LAP TIME	MPH	DIFF	TIME OF DAY
1 -		55.502	2:45.345	54.15	56.944	16:35:53.252
2 -	54.520	54.843	1:49.363	81.87	0.962	16:37:42.615
3 -	53.827	55.031	1:48.858 (2)	82.25	0.457	16:39:31.473
4 -	53.859	55.210	1:49.069 (3)	82.09	0.668	16:41:20.542
5 -	53.732	54.669	1:48.401 (1)	82.60		16:43:08.943
6 -	53.730	55.487	1:49.217	81.98	0.816	16:44:58.160

P21 31 600 Robert SWART			Honda -			
IDEAL LAP TIME : 1:54.439		BEST LAP TIME : 1:54.534		DIFFERENCE : 0.095		
LAP	SECTOR 1	SECTOR 2	LAP TIME	MPH	DIFF	TIME OF DAY
1 -		1:00.800	2:02.942	72.83	8.408	16:35:10.849
2 -	58.978	1:01.509	2:00.487	74.31	5.953	16:37:11.336
3 -	56.673	58.538	1:55.211 (3)	77.72	0.677	16:39:06.547
4 -	56.130	58.784	1:54.914 (2)	77.92	0.380	16:41:01.461
5 -	56.882	1:07.882	2:04.764	71.77	10.230	16:43:06.225
6 -	55.901	58.633	1:54.534 (1)	78.18		16:45:00.759

P22 49 1000 Chris CREASK			Kawasaki -			
IDEAL LAP TIME : 1:48.851		BEST LAP TIME : 1:49.268		DIFFERENCE : 0.417		
LAP	SECTOR 1	SECTOR 2	LAP TIME	MPH	DIFF	TIME OF DAY
1 -		54.945	2:46.900	53.65	57.632	16:35:54.807
2 -	54.775	56.054	1:50.829	80.79	1.561	16:37:45.636
3 -	54.519	55.100	1:49.619 (2)	81.68	0.351	16:39:35.255
4 -	55.479	54.456	1:49.935	81.45	0.667	16:41:25.190
5 -	54.936	54.332	1:49.268 (1)	81.94		16:43:14.458
6 -	54.788	55.080	1:49.868 (3)	81.50	0.600	16:45:04.326

P23 97 600 Sam GRAHAM			Honda -			
IDEAL LAP TIME : 1:56.837		BEST LAP TIME : 1:56.837		DIFFERENCE : 0.000		
LAP	SECTOR 1	SECTOR 2	LAP TIME	MPH	DIFF	TIME OF DAY
1 -		1:00.873	2:02.348	73.18	5.511	16:35:10.255
2 -	59.138	1:02.265	2:01.403	73.75	4.566	16:37:11.658
3 -	58.228	1:01.144	1:59.372	75.01	2.535	16:39:11.030
4 -	58.284	59.521	1:57.805 (2)	76.01	0.968	16:41:08.835
5 -	58.100	1:00.687	1:58.787 (3)	75.38	1.950	16:43:07.622
6 -	57.667	59.170	1:56.837 (1)	76.64		16:45:04.459

Weather / Track : Cloudy / Dry

Donington Park GP
Circuit Length = 2.4873 miles
Start: 16:33 Flag 16:43 End: 16:45

BMCRC - MRO Championships 2016 - Rnd 2 @ Donington Park GP

BMCRC Rookie 600 & 1000

RACE 19 - SECTOR ANALYSIS

SECTOR 1 = FL to I1, SECTOR 2 = I1 to FL, DIFF = Difference To Personal Best Lap

P24 21 1000 James CHORLTON		Kawasaki - We Fight Any Claim				
IDEAL LAP TIME : 1:48.136		BEST LAP TIME : 1:48.150		DIFFERENCE : 0.014		
LAP	SECTOR 1	SECTOR 2	LAP TIME	MPH	DIFF	TIME OF DAY
1 -		56.608	2:53.135	51.71	1:04.985	16:36:01.042
2 -	55.938	55.525	1:51.463	80.33	3.313	16:37:52.505
3 -	54.219	53.931	1:48.150 (1)	82.79		16:39:40.655
4 -	54.304	53.917	1:48.221 (2)	82.74	0.071	16:41:28.876
5 -	54.916	54.811	1:49.727 (3)	81.60	1.577	16:43:18.603
6 -	55.583	54.733	1:50.316	81.17	2.166	16:45:08.919

P25 20 1000 Martin LOGAN		Kawasaki - mark holden motorcycles..MHM				
IDEAL LAP TIME : 1:52.304		BEST LAP TIME : 1:52.921		DIFFERENCE : 0.617		
LAP	SECTOR 1	SECTOR 2	LAP TIME	MPH	DIFF	TIME OF DAY
1 -		57.152	2:51.048	52.35	58.127	16:35:58.955
2 -	56.022	57.387	1:53.409	78.95	0.488	16:37:52.364
3 -	55.980	57.125	1:53.105 (3)	79.16	0.184	16:39:45.469
4 -	55.500	57.421	1:52.921 (1)	79.29		16:41:38.390
5 -	56.294	56.804	1:53.098 (2)	79.17	0.177	16:43:31.488

P26 87 1000 Kristian ZAREV		Ducati -				
IDEAL LAP TIME : 1:52.346		BEST LAP TIME : 1:52.609		DIFFERENCE : 0.263		
LAP	SECTOR 1	SECTOR 2	LAP TIME	MPH	DIFF	TIME OF DAY
1 -		57.081	2:50.226	52.60	57.617	16:35:58.133
2 -	57.261	57.710	1:54.971	77.88	2.362	16:37:53.104
3 -	55.796	57.259	1:53.055 (2)	79.20	0.446	16:39:46.159
4 -	55.549	57.689	1:53.238 (3)	79.07	0.629	16:41:39.397
5 -	55.812	56.797	1:52.609 (1)	79.51		16:43:32.006

P27 28 1000 Andrew HARRISON		Honda -				
IDEAL LAP TIME : 1:52.141		BEST LAP TIME : 1:52.141		DIFFERENCE : 0.000		
LAP	SECTOR 1	SECTOR 2	LAP TIME	MPH	DIFF	TIME OF DAY
1 -		57.415	2:49.945	52.69	57.804	16:35:57.852
2 -	55.263	56.878	1:52.141 (1)	79.84		16:37:49.993
3 -	56.475	57.776	1:54.251	78.37	2.110	16:39:44.244
4 -	55.280	58.572	1:53.852 (2)	78.64	1.711	16:41:38.096
5 -	55.740	58.369	1:54.109 (3)	78.47	1.968	16:43:32.205

P28 16 1000 Paul CROWSON		-				
IDEAL LAP TIME : 1:49.606		BEST LAP TIME : 1:49.606		DIFFERENCE : 0.000		
LAP	SECTOR 1	SECTOR 2	LAP TIME	MPH	DIFF	TIME OF DAY
1 -		57.808	2:53.557	51.59	1:03.951	16:36:01.464
2 -	55.861	55.969	1:51.830 (3)	80.07	2.224	16:37:53.294
3 -	54.232	55.374	1:49.606 (1)	81.69		16:39:42.900
4 -	55.082	1:04.935	2:00.017	74.60	10.411	16:41:42.917
5 -	54.553	55.989	1:50.542 (2)	81.00	0.936	16:43:33.459

P29 95 1000 Karl SMITH		Suzuki - The Flooring Centre Romford				
IDEAL LAP TIME : 1:52.898		BEST LAP TIME : 1:53.062		DIFFERENCE : 0.164		
LAP	SECTOR 1	SECTOR 2	LAP TIME	MPH	DIFF	TIME OF DAY
1 -		58.971	2:54.457	51.32	1:01.395	16:36:02.364
2 -	56.346	57.571	1:53.917 (3)	78.60	0.855	16:37:56.281
3 -	56.081	56.981	1:53.062 (1)	79.19		16:39:49.343
4 -	56.282	58.405	1:54.687	78.07	1.625	16:41:44.030
5 -	56.962	56.817	1:53.779 (2)	78.70	0.717	16:43:37.809

Weather / Track : Cloudy / Dry

Donington Park GP
 Circuit Length = 2.4873 miles
 Start: 16:33 Flag 16:43 End: 16:45

BMCRC - MRO Championships 2016 - Rnd 2 @ Donington Park GP

BMCRC Rookie 600 & 1000

RACE 19 - SECTOR ANALYSIS

SECTOR 1 = FL to I1, SECTOR 2 = I1 to FL, DIFF = Difference To Personal Best Lap

P30 28 600 Carl BARRON		Yamaha -				
IDEAL LAP TIME : 2:03.394		BEST LAP TIME : 2:03.394		DIFFERENCE : 0.000		
LAP	SECTOR 1	SECTOR 2	LAP TIME	MPH	DIFF	TIME OF DAY
1 -		1:03.096	2:07.162 (2)	70.41	3.768	16:35:15.069
2 -	1:00.663	1:02.731	2:03.394 (1)	72.56		16:37:18.463
3 -	1:00.754	1:16.042	2:16.796	65.45	13.402	16:39:35.259
4 -	1:02.455	1:05.064	2:07.519 (3)	70.22	4.125	16:41:42.778
5 -	1:03.650	1:04.264	2:07.914	70.00	4.520	16:43:50.692

BMCRC - MRO Championships 2016 - Rnd 2 @ Donington Park GP

BMCRC Rookie 600 & 1000

RACE 19 - BEST SECTORS

SECTOR 1			SECTOR 2			IDEAL / BEST COMPARISON						
POS	NO	NAME	TIME	NO	NAME	TIME	POS	NO	NAME	IDEAL	BEST	DIFF
									PERFECT LAP	1:40.212		
1	24	EDSER	49.204	5	O'DONOVAN	51.008	1	5	O'DONOVAN	1:40.416	1:40.416	0.000
2	5	O'DONOVAN	49.408	11	WHALLEY	51.266	2	24	EDSER	1:40.800	1:40.828	0.028
3	86	SHOUBRIDGE	49.465	86	SHOUBRIDGE	51.590	3	86	SHOUBRIDGE	1:41.055	1:41.370	0.315
4	11	WHALLEY	50.610	24	EDSER	51.596	4	11	WHALLEY	1:41.876	1:42.088	0.212
5	41	YOUNG	50.968	41	YOUNG	51.971	5	41	YOUNG	1:42.939	1:42.939	0.000
6	33	GRZEDA	51.208	33	GRZEDA	52.126	6	33	GRZEDA	1:43.334	1:43.906	0.572
7	94	BONE	51.326	94	BONE	52.334	7	94	BONE	1:43.660	1:43.660	0.000
8	149	HAMMETT	51.359	15	SIEMIENIUK-JUZWIUK	52.535	8	15	SIEMIENIUK-JUZWIUK	1:44.128	1:44.549	0.421
9	17	BAKER	51.475	149	HAMMETT	53.171	9	149	HAMMETT	1:44.530	1:44.530	0.000
10	15	SIEMIENIUK-JUZWIUK	51.593	17	BAKER	53.443	10	17	BAKER	1:44.918	1:44.927	0.009
11	75	STOCK	51.770	75	STOCK	53.502	11	75	STOCK	1:45.272	1:45.402	0.130
12	98	ELLIS	52.102	98	ELLIS	53.776	12	98	ELLIS	1:45.878	1:45.878	0.000
13	81	DUFFETT	52.268	81	DUFFETT	53.799	13	81	DUFFETT	1:46.067	1:46.354	0.287
14	82	SMITH	52.433	21	CHORLTON	53.917	14	82	SMITH	1:46.649	1:46.661	0.012
15	53	SIGGS	53.108	82	SMITH	54.216	15	130	BUTTON	1:47.980	1:47.980	0.000
16	130	BUTTON	53.278	49	CREASK	54.332	16	21	CHORLTON	1:48.136	1:48.150	0.014
17	137	JOYCE	53.730	543	ELLIS	54.543	17	137	JOYCE	1:48.399	1:48.401	0.002
18	21	CHORLTON	54.219	137	JOYCE	54.669	18	53	SIGGS	1:48.696	1:48.696	0.000
19	16	CROWSON	54.232	130	BUTTON	54.702	19	49	CREASK	1:48.851	1:49.268	0.417
20	26	SEATH	54.241	26	SEATH	54.789	20	543	ELLIS	1:48.860	1:48.860	0.000
21	543	ELLIS	54.317	16	CROWSON	55.374	21	26	SEATH	1:49.030	1:49.030	0.000
22	19	HART	54.353	19	HART	55.570	22	16	CROWSON	1:49.606	1:49.606	0.000
23	49	CREASK	54.519	53	SIGGS	55.588	23	19	HART	1:49.923	1:49.945	0.022
24	28	HARRISON	55.263	87	ZAREV	56.797	24	28	HARRISON	1:52.141	1:52.141	0.000
25	20	LOGAN	55.500	20	LOGAN	56.804	25	20	LOGAN	1:52.304	1:52.921	0.617
26	87	ZAREV	55.549	95	SMITH	56.817	26	87	ZAREV	1:52.346	1:52.609	0.263
27	31	SWART	55.901	28	HARRISON	56.878	27	95	SMITH	1:52.898	1:53.062	0.164
28	95	SMITH	56.081	31	SWART	58.538	28	31	SWART	1:54.439	1:54.534	0.095
29	97	GRAHAM	57.667	97	GRAHAM	59.170	29	97	GRAHAM	1:56.837	1:56.837	0.000
30	28	BARRON	1:00.663	28	BARRON	1:02.731	30	28	BARRON	2:03.394	2:03.394	0.000
31												



BMCRC Rookie Minitwins & EDl Asia Rookie 400

Donington Park GP

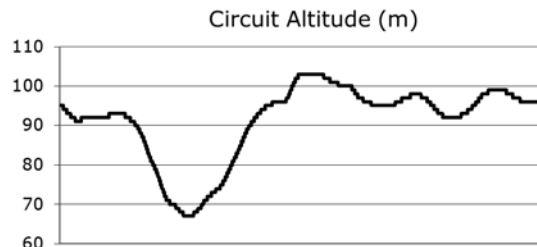
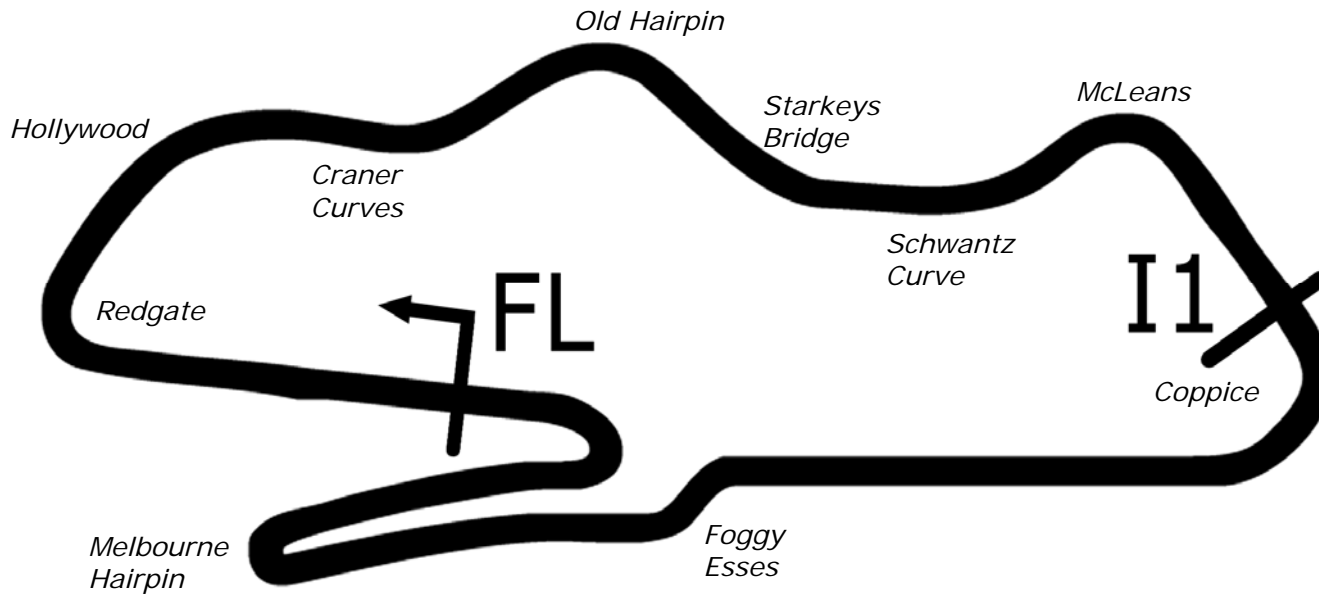
9th & 10th April 2016



Results Provided by Timing Solutions Ltd

www.tsl-timing.com

Donington Park GP



Length	1.9790 miles	3185.0 m	
FL		52.82971 N	1.37867 W
I1	2096m	52.82978 N	1.36508 W
Pit Entry	3100m	52.82951 N	1.37832 W
Pit Exit	229m after FL	52.82996 N	1.38205 W
Pit Entry–Pit Exit 287m, 17.2s @60kph, 12.9s @80kph			

All results available at www.tsl-timing.com

BMCRC - MRO Championships 2016 - Rnd 2 @ Donington Park GP

Thunderbike Sport & Rookie Minitwins(Odds)

QUALIFYING - CLASSIFICATION



POS	NO	CL	PIC NAME	ENTRY	TIME	ON	LAPS	GAP	DIFF	MPH
1	61		1 Oliver FOOKS	Aprilia - Surrey Engineering Plant Services Ltd	2:00.619	4	5			74.23
2	43		2 Colin WALKER	Kawasaki - ELP Racing	2:02.572	2	3	1.953	1.953	73.05
3	54		3 Adam JAMISON	Suzuki - AJ Racing	2:04.781	4	5	4.162	2.209	71.76
4	12		4 Jake POVAH	Suzuki - www.78plate.com	2:05.402	4	4	4.783	0.621	71.40
5	13		5 Rob TAYLOR	Suzuki -	2:07.759	4	4	7.140	2.357	70.08
6	17	RMT	1 Ieva BAUBLYTE	Suzuki - 1st Moto Solutions	2:09.250	2	4	8.631	1.491	69.28
7	911	RMT	2 Kaine SHERIFF	Suzuki -	2:09.662	3	5	9.043	0.412	69.05
8	186		6 Paul WITHERINGTON	Suzuki - P&R plumbing	2:11.333	4	4	10.714	1.671	68.18
9	444		7 Mark WILLIAMS	Suzuki - F.C.L MOTORCYCLES	2:11.340	3	4	10.721	0.007	68.17
10	158		8 Steve COSTIN	Suzuki - AUTO REVIVE,SAKURA,LKY7SPORTS	2:11.803	4	4	11.184	0.463	67.93
11	47		9 Mark TROWELL	Yamaha -	2:11.864	3	4	11.245	0.061	67.90
12	199		10 Lloyd COLLINS	Suzuki - Warren Drives	2:12.330	4	4	11.711	0.466	67.66
13	49	RMT	2 George COPEMAN	Suzuki -	2:12.549	5	5	11.930	0.219	67.55
14	94	R	1 Andrew APPLEBY	Yamaha -	2:12.599	4	4	11.980	0.050	67.53
15	81		11 Malvern MAY	Ducati -	2:12.698	3	4	12.079	0.099	67.47
16	93		12 Jack WALLIS	Suzuki - Grumpdad	2:13.003	4	4	12.384	0.305	67.32
17	2		13 Andrew GILL	Kawasaki - RMKD Racing	2:13.573	3	4	12.954	0.570	67.03
18	48		14 Shaun WALLIS	Suzuki -	2:13.944	4	4	13.325	0.371	66.85
19	83	R	2 Glen CADRUVI	Honda - Kent Commercial Laundry Repairs	2:15.811	4	4	15.192	1.867	65.93
20	192	R	3 Benjamin ROWSWELL	Suzuki - DRM. Isenhurst.	2:15.965	3	3	15.346	0.154	65.85
21	77	RMT	4 Arran KEMP	Suzuki - A.V.Ceilings	2:16.070	4	4	15.451	0.105	65.80
22	31		15 Kelvin EVENDEN	Suzuki - Glosrose Group	2:16.272	3	4	15.653	0.202	65.71
23	72		16 Kevin MILLER	Honda - Mechanical Air Supplies Ltd	2:16.656	4	4	16.037	0.384	65.52
24	113	RMT	5 Sam ELKINS	Suzuki - Me Old Man	2:17.034	4	4	16.415	0.378	65.34
25	155	RMT	6 Richard HARRIS	Suzuki - HP Racing	2:17.861	3	3	17.242	0.827	64.95
26	80	R	4 Matt CLARKE	Honda - Hayley Group PLC	2:18.135	4	4	17.516	0.274	64.82
27	285		17 Justin KELLY	Suzuki -	2:18.277	3	4	17.658	0.142	64.75
28	20		18 Jose TOUCEDA	Suzuki - Cell2	2:18.657	4	4	18.038	0.380	64.57
29	58		19 Michael SIMMONS	Kawasaki - Westcountry Windings	2:18.925	3	4	18.306	0.268	64.45
30	86		20 Steve RICHARDS	Honda -	2:19.178	2	2	18.559	0.253	64.33
31	123*		21 Tham EVANS	Honda - Vanilla Electronics	2:19.550	3	3	18.931	0.372	64.16
32	175	RMT	7 Richard TYRER	Suzuki -	2:20.339	3	3	19.720	0.789	63.80
33	85		22 Andrew KITE	Ducati - Finology Limited	2:21.440	3	4	20.821	1.101	63.30
34	9		23 Vincent LEWIN	Suzuki - vinitwinracing.co.uk	2:21.773	2	4	21.154	0.333	63.16
35	991	RMT	8 Marc CUNNINGHAM	Suzuki -	2:22.522	3	3	21.903	0.749	62.82
36	195*		24 Robert CADIZ	Suzuki -	2:22.875	3	3	22.256	0.353	62.67
37	47	RMT	9 James LARTER	Suzuki -	2:23.289	1	1	22.670	0.414	62.49
38	59	RMT	10 Thurstan GREEN	Suzuki -	2:24.827	4	4	24.208	1.538	61.82
39	40		25 Simon SNOWDEN	Ducati - Wheels motorcycles peterborough	2:24.829	2	4	24.210	0.002	61.82
40	23		26 Claire BECKETT	Suzuki -	2:25.050	3	3	24.431	0.221	61.73
41	24		27 Harley GODZISZ	Honda -	2:26.930	3	3	26.311	1.880	60.94
42	5		28 Paul WILSON	Kawasaki -	2:27.657	3	3	27.038	0.727	60.64
43	50		29 Steve YOUNG	Suzuki - Cadmatic Engineering	2:33.706	2	2	33.087	6.049	58.25
44	70		30 Peter THORNTON	Suzuki - Cadmatic	2:34.221	2	3	33.602	0.515	58.06
45	77		31 Ray PETTY	Kawasaki -	2:34.234	4	4	33.615	0.013	58.05
46	44		32 James BUCKETT	Kawasaki - Sorrymate.com	2:35.614	1	1	34.995	1.380	57.54
47	30		33 Andy BARTLETT	Laverda -	2:44.952	3	3	44.333	9.338	54.28
48	89*	RMT	11 Rob COPP	Suzuki -	2:51.038	3	3	50.419	6.086	52.35
49	43	RMT	12 Robert DAVIE	Suzuki -			1			
50	3		34 Marcus NEWALL	Yamaha - Mum & Dad			0			

* BIKES #89 & #123 - LOW TRANSPONDER BATTERY, PLEASE CHARGE.

* BIKE # 195 - NO WORKING TRANSPONDER, PLEASE FIT FOR RACING.

Donington Park GP

Circuit Length = 2.4873 miles

Start: 09:04 Flag 09:13 End: 09:15

Weather / Track : Cloudy / Damp

These results are provisional until the conclusion of any judicial and technical matters.

Clerk Of Course :	Timekeeper :
-------------------	--------------

Results can be found at www.tsl-timing.com

Printed - 09:16 Saturday, 09 April 2016



BMCRC - MRO Championships 2016 - Rnd 2 @ Donington Park GP

Thunderbike Sport & Rookie Minitwins(Odds)

QUALIFYING - SECTOR ANALYSIS

SECTOR 1 = FL to I1, SECTOR 2 = I1 to FL, DIFF = Difference To Personal Best Lap

P1	61	Oliver FOOKS	Aprilia - Surrey Engineering Plant Services Ltd			
IDEAL LAP TIME : 2:00.619		BEST LAP TIME : 2:00.619		DIFFERENCE : 0.000		
LAP	SECTOR 1	SECTOR 2	LAP TIME	MPH	DIFF	TIME OF DAY
1 -	1:05.363	1:11.261	2:16.624	65.54	16.005	09:06:28.309
2 -	1:05.648	1:05.108	2:10.756	68.48	10.137	09:08:39.065
3 -	1:00.266	1:02.732	2:02.998 (3)	72.80	2.379	09:10:42.063
4 -	59.047	1:01.572	2:00.619 (1)	74.23		09:12:42.682
5 -	59.229	1:03.326	2:02.555 (2)	73.06	1.936	09:14:45.237
P2	43	Colin WALKEY	Kawasaki - ELP Racing			
IDEAL LAP TIME : 2:01.646		BEST LAP TIME : 2:02.572		DIFFERENCE : 0.926		
LAP	SECTOR 1	SECTOR 2	LAP TIME	MPH	DIFF	TIME OF DAY
1 -	1:05.294	1:03.948	2:09.242 (3)	69.28	6.670	09:08:00.178
2 -	1:00.024	1:02.548	2:02.572 (1)	73.05		09:10:02.750
3 -	1:05.714	1:01.622	2:07.336 (2)	70.32	4.764	09:12:10.086
P3	54	Adam JAMISON	Suzuki - AJ Racing			
IDEAL LAP TIME : 2:04.781		BEST LAP TIME : 2:04.781		DIFFERENCE : 0.000		
LAP	SECTOR 1	SECTOR 2	LAP TIME	MPH	DIFF	TIME OF DAY
1 -	1:06.439	1:06.157	2:12.596	67.53	7.815	09:06:24.593
2 -	1:04.809	1:05.680	2:10.489 (3)	68.62	5.708	09:08:35.082
3 -	1:04.671	1:03.876	2:08.547 (2)	69.65	3.766	09:10:43.629
4 -	1:01.731	1:03.050	2:04.781 (1)	71.76		09:12:48.410
5 -	1:03.564	IN PIT	2:08.867 P	69.48	4.086	09:14:57.277
P4	12	Jake POVAH	Suzuki - www.78plate.com			
IDEAL LAP TIME : 2:05.402		BEST LAP TIME : 2:05.402		DIFFERENCE : 0.000		
LAP	SECTOR 1	SECTOR 2	LAP TIME	MPH	DIFF	TIME OF DAY
1 -	1:11.000	1:10.928	2:21.928	63.09	16.526	09:07:41.037
2 -	1:06.346	1:07.909	2:14.255 (3)	66.69	8.853	09:09:55.292
3 -	1:06.105	1:05.401	2:11.506 (2)	68.09	6.104	09:12:06.798
4 -	1:01.948	1:03.454	2:05.402 (1)	71.40		09:14:12.200
P5	13	Rob TAYLOR	Suzuki -			
IDEAL LAP TIME : 2:07.759		BEST LAP TIME : 2:07.759		DIFFERENCE : 0.000		
LAP	SECTOR 1	SECTOR 2	LAP TIME	MPH	DIFF	TIME OF DAY
1 -	1:17.506	1:14.844	2:32.350	58.77	24.591	09:08:37.702
2 -	1:12.231	1:09.456	2:21.687 (3)	63.19	13.928	09:10:59.389
3 -	1:04.466	1:06.037	2:10.503 (2)	68.61	2.744	09:13:09.892
4 -	1:03.475	1:04.284	2:07.759 (1)	70.08		09:15:17.651
P6	17 RMT	Ieva BAUBLYTE	Suzuki - 1st Moto Solutions			
IDEAL LAP TIME : 2:08.267		BEST LAP TIME : 2:09.250		DIFFERENCE : 0.983		
LAP	SECTOR 1	SECTOR 2	LAP TIME	MPH	DIFF	TIME OF DAY
1 -	1:10.860	1:11.626	2:22.486	62.84	13.236	09:08:13.157
2 -	1:04.081	1:05.169	2:09.250 (1)	69.28		09:10:22.407
3 -	1:05.981	1:05.872	2:11.853 (3)	67.91	2.603	09:12:34.260
4 -	1:03.098	1:06.805	2:09.903 (2)	68.93	0.653	09:14:44.163
P7	911 RMT	Kaine SHERIFF	Suzuki -			
IDEAL LAP TIME : 2:09.662		BEST LAP TIME : 2:09.662		DIFFERENCE : 0.000		
LAP	SECTOR 1	SECTOR 2	LAP TIME	MPH	DIFF	TIME OF DAY
1 -	1:09.457	1:10.166	2:19.623	64.13	9.961	09:06:44.946
2 -	1:04.834	1:07.410	2:12.244	67.71	2.582	09:08:57.190
3 -	1:03.417	1:06.245	2:09.662 (1)	69.05		09:11:06.852
4 -	1:04.301	1:06.863	2:11.164 (3)	68.26	1.502	09:13:18.016
5 -	1:03.955	1:06.819	2:10.774 (2)	68.47	1.112	09:15:28.790

Donington Park GP

Circuit Length = 2.4873 miles

Start: 09:04 Flag 09:13 End: 09:15

Weather / Track : Cloudy / Damp

BMCRC - MRO Championships 2016 - Rnd 2 @ Donington Park GP

Thunderbike Sport & Rookie Minitwins(Odds)

QUALIFYING - SECTOR ANALYSIS

SECTOR 1 = FL to I1, SECTOR 2 = I1 to FL, DIFF = Difference To Personal Best Lap

P8 186 Paul WITHERINGTON		Suzuki - P&R plumbing				
IDEAL LAP TIME : 2:10.949		BEST LAP TIME : 2:11.333		DIFFERENCE : 0.384		
LAP	SECTOR 1	SECTOR 2	LAP TIME	MPH	DIFF	TIME OF DAY
1 -	1:16.500	1:10.923	2:27.423	60.73	16.090	09:08:05.611
2 -	1:07.493	1:08.543	2:16.036 (3)	65.82	4.703	09:10:21.647
3 -	1:05.542	1:06.968	2:12.510 (2)	67.57	1.177	09:12:34.157
4 -	1:03.981	1:07.352	2:11.333 (1)	68.18		09:14:45.490

P9 444 Mark WILLIAMS		Suzuki - F.C.L MOTORCYCLES				
IDEAL LAP TIME : 2:10.153		BEST LAP TIME : 2:11.340		DIFFERENCE : 1.187		
LAP	SECTOR 1	SECTOR 2	LAP TIME	MPH	DIFF	TIME OF DAY
1 -	1:11.332	1:08.159	2:19.491 (3)	64.19	8.151	09:08:38.136
2 -	1:12.623	1:09.040	2:21.663	63.20	10.323	09:10:59.799
3 -	1:05.105	1:06.235	2:11.340 (1)	68.17		09:13:11.139
4 -	1:06.557	1:05.048	2:11.605 (2)	68.04	0.265	09:15:22.744

P10 158 Steve COSTIN		Suzuki - AUTO REVIVE, SAKURA, LKY7SPORTS				
IDEAL LAP TIME : 2:11.803		BEST LAP TIME : 2:11.803		DIFFERENCE : 0.000		
LAP	SECTOR 1	SECTOR 2	LAP TIME	MPH	DIFF	TIME OF DAY
1 -	1:14.897	1:16.613	2:31.510	59.10	19.707	09:07:15.097
2 -	1:09.290	1:09.264	2:18.554 (3)	64.62	6.751	09:09:33.651
3 -	1:07.330	1:07.874	2:15.204 (2)	66.22	3.401	09:11:48.855
4 -	1:04.502	1:07.301	2:11.803 (1)	67.93		09:14:00.658

P11 47 Mark TROWELL		Yamaha -				
IDEAL LAP TIME : 2:11.641		BEST LAP TIME : 2:11.864		DIFFERENCE : 0.223		
LAP	SECTOR 1	SECTOR 2	LAP TIME	MPH	DIFF	TIME OF DAY
1 -	1:13.372	1:10.299	2:23.671	62.32	11.807	09:08:17.887
2 -	1:07.971	1:07.134	2:15.105 (3)	66.27	3.241	09:10:32.992
3 -	1:04.507	1:07.357	2:11.864 (1)	67.90		09:12:44.856
4 -	1:05.936	1:07.305	2:13.241 (2)	67.20	1.377	09:14:58.097

P12 199 Lloyd COLLINS		Suzuki - Warren Drives				
IDEAL LAP TIME : 2:12.330		BEST LAP TIME : 2:12.330		DIFFERENCE : 0.000		
LAP	SECTOR 1	SECTOR 2	LAP TIME	MPH	DIFF	TIME OF DAY
1 -	1:12.875	1:13.963	2:26.838	60.98	14.508	09:07:16.494
2 -	1:12.674	1:09.085	2:21.759 (3)	63.16	9.429	09:09:38.253
3 -	1:07.030	1:10.806	2:17.836 (2)	64.96	5.506	09:11:56.089
4 -	1:05.220	1:07.110	2:12.330 (1)	67.66		09:14:08.419

P13 49 RMT George COPEMAN		Suzuki -				
IDEAL LAP TIME : 2:12.549		BEST LAP TIME : 2:12.549		DIFFERENCE : 0.000		
LAP	SECTOR 1	SECTOR 2	LAP TIME	MPH	DIFF	TIME OF DAY
1 -	1:08.455	1:09.254	2:17.709	65.02	5.160	09:06:30.971
2 -	1:08.080	1:07.851	2:15.931	65.87	3.382	09:08:46.902
3 -	1:06.018	1:09.165	2:15.183 (3)	66.23	2.634	09:11:02.085
4 -	1:05.116	1:08.261	2:13.377 (2)	67.13	0.828	09:13:15.462
5 -	1:05.019	1:07.530	2:12.549 (1)	67.55		09:15:28.011

P14 94 R Andrew APPLEBY		Yamaha -				
IDEAL LAP TIME : 2:12.599		BEST LAP TIME : 2:12.599		DIFFERENCE : 0.000		
LAP	SECTOR 1	SECTOR 2	LAP TIME	MPH	DIFF	TIME OF DAY
1 -	1:18.723	1:16.368	2:35.091	57.73	22.492	09:07:49.419
2 -	1:09.747	1:09.877	2:19.624 (3)	64.13	7.025	09:10:09.043
3 -	1:06.116	1:09.473	2:15.589 (2)	66.04	2.990	09:12:24.632
4 -	1:03.884	1:08.715	2:12.599 (1)	67.53		09:14:37.231

Weather / Track : Cloudy / Damp

Donington Park GP
Circuit Length = 2.4873 miles
Start: 09:04 Flag 09:13 End: 09:15

BMCRC - MRO Championships 2016 - Rnd 2 @ Donington Park GP

Thunderbike Sport & Rookie Minitwins(Odds)

QUALIFYING - SECTOR ANALYSIS

SECTOR 1 = FL to I1, SECTOR 2 = I1 to FL, DIFF = Difference To Personal Best Lap

P15	81	Malvern MAY	Ducati -			
IDEAL LAP TIME : 2:11.594		BEST LAP TIME : 2:12.698		DIFFERENCE : 1.104		
LAP	SECTOR 1	SECTOR 2	LAP TIME	MPH	DIFF	TIME OF DAY
1 -	1:11.225	1:10.728	2:21.953	63.08	9.255	09:08:11.417
2 -	1:05.559	1:08.847	2:14.406 (3)	66.62	1.708	09:10:25.823
3 -	1:04.133	1:08.565	2:12.698 (1)	67.47		09:12:38.521
4 -	1:03.029	1:09.970	2:12.999 (2)	67.32	0.301	09:14:51.520
P16	93	Jack WALLIS	Suzuki - Grumpdad			
IDEAL LAP TIME : 2:13.003		BEST LAP TIME : 2:13.003		DIFFERENCE : 0.000		
LAP	SECTOR 1	SECTOR 2	LAP TIME	MPH	DIFF	TIME OF DAY
1 -	1:19.904	1:13.842	2:33.746	58.24	20.743	09:08:01.983
2 -	1:09.426	1:08.526	2:17.952 (3)	64.90	4.949	09:10:19.935
3 -	1:07.314	1:08.362	2:15.676 (2)	65.99	2.673	09:12:35.611
4 -	1:04.763	1:08.240	2:13.003 (1)	67.32		09:14:48.614
P17	2	Andrew GILL	Kawasaki - RMKD Racing			
IDEAL LAP TIME : 2:12.753		BEST LAP TIME : 2:13.573		DIFFERENCE : 0.820		
LAP	SECTOR 1	SECTOR 2	LAP TIME	MPH	DIFF	TIME OF DAY
1 -	1:14.670	1:15.330	2:30.000	59.69	16.427	09:07:12.578
2 -	1:10.416	1:08.562	2:18.978 (3)	64.43	5.405	09:09:31.556
3 -	1:05.965	1:07.608	2:13.573 (1)	67.03		09:11:45.129
4 -	1:07.737	1:06.788	2:14.525 (2)	66.56	0.952	09:13:59.654
P18	48	Shaun WALLIS	Suzuki -			
IDEAL LAP TIME : 2:13.944		BEST LAP TIME : 2:13.944		DIFFERENCE : 0.000		
LAP	SECTOR 1	SECTOR 2	LAP TIME	MPH	DIFF	TIME OF DAY
1 -	1:18.287	1:14.277	2:32.564	58.69	18.620	09:08:34.715
2 -	1:15.553	1:14.329	2:29.882 (3)	59.74	15.938	09:11:04.597
3 -	1:07.229	1:07.695	2:14.924 (2)	66.36	0.980	09:13:19.521
4 -	1:06.784	1:07.160	2:13.944 (1)	66.85		09:15:33.465
P19	83 R	Glen CADRUVI	Honda - Kent Commercial Laundry Repairs			
IDEAL LAP TIME : 2:15.811		BEST LAP TIME : 2:15.811		DIFFERENCE : 0.000		
LAP	SECTOR 1	SECTOR 2	LAP TIME	MPH	DIFF	TIME OF DAY
1 -	1:20.803	1:18.709	2:39.512	56.13	23.701	09:07:08.175
2 -	1:13.164	1:11.591	2:24.755 (3)	61.85	8.944	09:09:32.930
3 -	1:09.072	1:08.614	2:17.686 (2)	65.03	1.875	09:11:50.616
4 -	1:07.393	1:08.418	2:15.811 (1)	65.93		09:14:06.427
P20	192 R	Benjamin ROWSWELL	Suzuki - DRM. Isenhurst.			
IDEAL LAP TIME : 2:15.155		BEST LAP TIME : 2:15.965		DIFFERENCE : 0.810		
LAP	SECTOR 1	SECTOR 2	LAP TIME	MPH	DIFF	TIME OF DAY
1 -	1:15.741	1:16.873	2:32.614 (3)	58.67	16.649	09:09:59.523
2 -	1:11.562	1:08.729	2:20.291 (2)	63.82	4.326	09:12:19.814
3 -	1:06.426	1:09.539	2:15.965 (1)	65.85		09:14:35.779
P21	77 RMT	Arran KEMP	Suzuki - A.V.Ceilings			
IDEAL LAP TIME : 2:16.070		BEST LAP TIME : 2:16.070		DIFFERENCE : 0.000		
LAP	SECTOR 1	SECTOR 2	LAP TIME	MPH	DIFF	TIME OF DAY
1 -	1:21.807	1:15.595	2:37.402	56.88	21.332	09:07:47.098
2 -	1:13.048	1:14.632	2:27.680 (3)	60.63	11.610	09:10:14.778
3 -	1:13.665	1:10.535	2:24.200 (2)	62.09	8.130	09:12:38.978
4 -	1:07.872	1:08.198	2:16.070 (1)	65.80		09:14:55.048

Weather / Track : Cloudy / Damp

Donington Park GP
Circuit Length = 2.4873 miles
Start: 09:04 Flag 09:13 End: 09:15

BMCRC - MRO Championships 2016 - Rnd 2 @ Donington Park GP

Thunderbike Sport & Rookie Minitwins(Odds)

QUALIFYING - SECTOR ANALYSIS

SECTOR 1 = FL to I1, SECTOR 2 = I1 to FL, DIFF = Difference To Personal Best Lap

P22 31		Kelvin EVENDEN		Suzuki - Glosrose Group			
IDEAL LAP TIME : 2:15.139		BEST LAP TIME : 2:16.272		DIFFERENCE : 1.133			
LAP	SECTOR 1	SECTOR 2	LAP TIME	MPH	DIFF	TIME OF DAY	
1 -	1:07.930	1:08.887	2:16.817 (2)	65.44	0.545	09:06:32.425	
2 -	1:08.862	1:08.689	2:17.551 (3)	65.09	1.279	09:08:49.976	
3 -	1:06.450	1:09.822	2:16.272 (1)	65.71		09:11:06.248	
4 -	1:11.971	1:11.043	2:23.014	62.61	6.742	09:13:29.262	

P23 72		Kevin MILLER		Honda - Mechanical Air Supplies Ltd			
IDEAL LAP TIME : 2:16.656		BEST LAP TIME : 2:16.656		DIFFERENCE : 0.000			
LAP	SECTOR 1	SECTOR 2	LAP TIME	MPH	DIFF	TIME OF DAY	
1 -	1:14.859	1:16.852	2:31.711	59.02	15.055	09:07:05.625	
2 -	1:07.966	1:10.888	2:18.854 (2)	64.48	2.198	09:09:24.479	
3 -	1:08.105	1:11.045	2:19.150 (3)	64.35	2.494	09:11:43.629	
4 -	1:07.133	1:09.523	2:16.656 (1)	65.52		09:14:00.285	

P24 113 RMT		Sam ELKINS		Suzuki - Me Old Man			
IDEAL LAP TIME : 2:17.034		BEST LAP TIME : 2:17.034		DIFFERENCE : 0.000			
LAP	SECTOR 1	SECTOR 2	LAP TIME	MPH	DIFF	TIME OF DAY	
1 -	1:19.781	1:17.257	2:37.038	57.02	20.004	09:07:46.502	
2 -	1:12.134	1:15.775	2:27.909 (3)	60.54	10.875	09:10:14.411	
3 -	1:12.607	1:14.879	2:27.486 (2)	60.71	10.452	09:12:41.897	
4 -	1:07.178	1:09.856	2:17.034 (1)	65.34		09:14:58.931	

P25 155 RMT		Richard HARRIS		Suzuki - HP Racing			
IDEAL LAP TIME : 2:17.861		BEST LAP TIME : 2:17.861		DIFFERENCE : 0.000			
LAP	SECTOR 1	SECTOR 2	LAP TIME	MPH	DIFF	TIME OF DAY	
1 -	1:10.767	1:17.793	2:28.560 (3)	60.27	10.699	09:09:04.261	
2 -	1:07.591	1:12.714	2:20.305 (2)	63.82	2.444	09:11:24.566	
3 -	1:07.293	1:10.568	2:17.861 (1)	64.95		09:13:42.427	

P26 80 R		Matt CLARKE		Honda - Hayley Group PLC			
IDEAL LAP TIME : 2:18.135		BEST LAP TIME : 2:18.135		DIFFERENCE : 0.000			
LAP	SECTOR 1	SECTOR 2	LAP TIME	MPH	DIFF	TIME OF DAY	
1 -	1:21.456	1:18.327	2:39.783	56.04	21.648	09:07:09.482	
2 -	1:15.483	1:10.432	2:25.915 (3)	61.36	7.780	09:09:35.397	
3 -	1:10.468	1:10.714	2:21.182 (2)	63.42	3.047	09:11:56.579	
4 -	1:10.095	1:08.040	2:18.135 (1)	64.82		09:14:14.714	

P27 285		Justin KELLY		Suzuki -			
IDEAL LAP TIME : 2:18.277		BEST LAP TIME : 2:18.277		DIFFERENCE : 0.000			
LAP	SECTOR 1	SECTOR 2	LAP TIME	MPH	DIFF	TIME OF DAY	
1 -	1:14.803	1:15.916	2:30.719	59.41	12.442	09:07:17.919	
2 -	1:15.170	1:12.734	2:27.904 (3)	60.54	9.627	09:09:45.823	
3 -	1:07.718	1:10.559	2:18.277 (1)	64.75		09:12:04.100	
4 -	1:08.302	1:11.246	2:19.548 (2)	64.16	1.271	09:14:23.648	

P28 20		Jose TOUCEDA		Suzuki - Cell2			
IDEAL LAP TIME : 2:18.657		BEST LAP TIME : 2:18.657		DIFFERENCE : 0.000			
LAP	SECTOR 1	SECTOR 2	LAP TIME	MPH	DIFF	TIME OF DAY	
1 -	1:18.646	1:18.730	2:37.376	56.89	18.719	09:07:05.612	
2 -	1:11.961	1:15.909	2:27.870 (3)	60.55	9.213	09:09:33.482	
3 -	1:11.324	1:14.078	2:25.402 (2)	61.58	6.745	09:11:58.884	
4 -	1:08.358	1:10.299	2:18.657 (1)	64.57		09:14:17.541	

Weather / Track : Cloudy / Damp

BMCRC - MRO Championships 2016 - Rnd 2 @ Donington Park GP

Thunderbike Sport & Rookie Minitwins(Odds)

QUALIFYING - SECTOR ANALYSIS

SECTOR 1 = FL to I1, SECTOR 2 = I1 to FL, DIFF = Difference To Personal Best Lap

P29 58		Michael SIMMONS		Kawasaki - Westcountry Windings			
IDEAL LAP TIME : 2:18.925		BEST LAP TIME : 2:18.925		DIFFERENCE : 0.000			
LAP	SECTOR 1	SECTOR 2	LAP TIME	MPH	DIFF	TIME OF DAY	
1 -	1:16.683	1:11.810	2:28.493	60.30	9.568	09:08:25.799	
2 -	1:10.926	1:12.126	2:23.052 (3)	62.59	4.127	09:10:48.851	
3 -	1:09.323	1:09.602	2:18.925 (1)	64.45		09:13:07.776	
4 -	1:09.329	1:09.753	2:19.082 (2)	64.38	0.157	09:15:26.858	

P30 86		Steve RICHARDS		Honda -			
IDEAL LAP TIME : 2:19.178		BEST LAP TIME : 2:19.178		DIFFERENCE : 0.000			
LAP	SECTOR 1	SECTOR 2	LAP TIME	MPH	DIFF	TIME OF DAY	
1 -	1:11.157	1:11.890	2:23.047 (2)	62.59	3.869	09:12:25.356	
2 -	1:09.582	1:09.596	2:19.178 (1)	64.33		09:14:44.534	

P31 123		Tham EVANS		Honda - Vanilla Electronics			
IDEAL LAP TIME : 2:19.550		BEST LAP TIME : 2:19.550		DIFFERENCE : 0.000			
LAP	SECTOR 1	SECTOR 2	LAP TIME	MPH	DIFF	TIME OF DAY	
1 -	1:16.537	1:17.466	2:34.003 (3)	58.14	14.453	09:10:14.130	
2 -	1:12.406	1:17.288	2:29.694 (2)	59.81	10.144	09:12:43.824	
3 -	1:07.791	1:11.759	2:19.550 (1)	64.16		09:15:03.374	

P32 175 RMT		Richard TYRER		Suzuki -			
IDEAL LAP TIME : 2:20.339		BEST LAP TIME : 2:20.339		DIFFERENCE : 0.000			
LAP	SECTOR 1	SECTOR 2	LAP TIME	MPH	DIFF	TIME OF DAY	
1 -	1:17.574	1:16.946	2:34.520 (3)	57.95	14.181	09:09:50.235	
2 -	1:10.907	1:12.865	2:23.772 (2)	62.28	3.433	09:12:14.007	
3 -	1:10.388	1:09.951	2:20.339 (1)	63.80		09:14:34.346	

P33 85		Andrew KITE		Ducati - Finology Limited			
IDEAL LAP TIME : 2:21.440		BEST LAP TIME : 2:21.440		DIFFERENCE : 0.000			
LAP	SECTOR 1	SECTOR 2	LAP TIME	MPH	DIFF	TIME OF DAY	
1 -	1:16.466	1:15.484	2:31.950	58.93	10.510	09:07:39.978	
2 -	1:12.560	1:13.471	2:26.031 (3)	61.31	4.591	09:10:06.009	
3 -	1:08.384	1:13.056	2:21.440 (1)	63.30		09:12:27.449	
4 -	1:10.250	1:15.089	2:25.339 (2)	61.61	3.899	09:14:52.788	

P34 9		Vincent LEWIN		Suzuki - vinitwinracing.co.uk			
IDEAL LAP TIME : 2:20.191		BEST LAP TIME : 2:21.773		DIFFERENCE : 1.582			
LAP	SECTOR 1	SECTOR 2	LAP TIME	MPH	DIFF	TIME OF DAY	
1 -	1:23.185	1:18.435	2:41.620	55.40	19.847	09:07:06.622	
2 -	1:12.172	1:09.601	2:21.773 (1)	63.16		09:09:28.395	
3 -	1:12.744	1:13.393	2:26.137 (3)	61.27	4.364	09:11:54.532	
4 -	1:10.590	1:11.511	2:22.101 (2)	63.01	0.328	09:14:16.633	

P35 991 RMT		Marc CUNNINGHAM		Suzuki -			
IDEAL LAP TIME : 2:22.522		BEST LAP TIME : 2:22.522		DIFFERENCE : 0.000			
LAP	SECTOR 1	SECTOR 2	LAP TIME	MPH	DIFF	TIME OF DAY	
1 -	1:23.023	1:17.329	2:40.352 (3)	55.84	17.830	09:08:41.693	
2 -	1:14.593	1:14.491	2:29.084 (2)	60.06	6.562	09:11:10.777	
3 -	1:10.514	1:12.008	2:22.522 (1)	62.82		09:13:33.299	

P36 195		Robert CADIZ		Suzuki -			
IDEAL LAP TIME :		BEST LAP TIME : 2:22.875		DIFFERENCE :			
LAP	SECTOR 1	SECTOR 2	LAP TIME	MPH	DIFF	TIME OF DAY	
1 -			2:34.218 (3)	58.06	11.343	09:09:49.388	

Weather / Track : Cloudy / Damp

Donington Park GP
Circuit Length = 2.4873 miles
Start: 09:04 Flag 09:13 End: 09:15

BMCR - MRO Championships 2016 - Rnd 2 @ Donington Park GP

Thunderbike Sport & Rookie Minitwins(Odds)

QUALIFYING - SECTOR ANALYSIS

SECTOR 1 = FL to I1, SECTOR 2 = I1 to FL, DIFF = Difference To Personal Best Lap

2 - 2:23.752 (2) 62.29 0.877 09:12:13.140
3 - 2:22.875 (1) 62.67 09:14:36.015

P37 47 RMT James LARTER			Suzuki -			
IDEAL LAP TIME : 2:16.935			BEST LAP TIME : 2:23.289		DIFFERENCE : 6.354	
LAP	SECTOR 1	SECTOR 2	LAP TIME	MPH	DIFF	TIME OF DAY
1 -	1:10.930	1:12.359	2:23.289 (1)	62.49		09:06:46.900

P38 59 RMT Thurstan GREEN			Suzuki -			
IDEAL LAP TIME : 2:24.827			BEST LAP TIME : 2:24.827		DIFFERENCE : 0.000	
LAP	SECTOR 1	SECTOR 2	LAP TIME	MPH	DIFF	TIME OF DAY
1 -	1:13.648	1:14.698	2:28.346 (2)	60.36	3.519	09:06:44.872
2 -	1:13.825	1:16.038	2:29.863	59.75	5.036	09:09:14.735
3 -	1:13.714	1:15.298	2:29.012 (3)	60.09	4.185	09:11:43.747
4 -	1:11.144	1:13.683	2:24.827 (1)	61.82		09:14:08.574

P39 40 Simon SNOWDEN			Ducati - Wheels motorcycles peterborough			
IDEAL LAP TIME : 2:24.829			BEST LAP TIME : 2:24.829		DIFFERENCE : 0.000	
LAP	SECTOR 1	SECTOR 2	LAP TIME	MPH	DIFF	TIME OF DAY
1 -	1:16.593	1:18.696	2:35.289	57.66	10.460	09:07:33.157
2 -	1:12.492	1:12.337	2:24.829 (1)	61.82		09:09:57.986
3 -	1:12.558	1:13.981	2:26.539 (3)	61.10	1.710	09:12:24.525
4 -	1:12.620	1:13.598	2:26.218 (2)	61.24	1.389	09:14:50.743

P40 23 Claire BECKETT			Suzuki -			
IDEAL LAP TIME : 2:25.050			BEST LAP TIME : 2:25.050		DIFFERENCE : 0.000	
LAP	SECTOR 1	SECTOR 2	LAP TIME	MPH	DIFF	TIME OF DAY
1 -	1:16.885	1:16.751	2:33.636 (3)	58.28	8.586	09:09:12.328
2 -	1:13.492	1:15.218	2:28.710 (2)	60.21	3.660	09:11:41.038
3 -	1:11.112	1:13.938	2:25.050 (1)	61.73		09:14:06.088

P41 24 Harley GODZISZ			Honda -			
IDEAL LAP TIME : 2:26.930			BEST LAP TIME : 2:26.930		DIFFERENCE : 0.000	
LAP	SECTOR 1	SECTOR 2	LAP TIME	MPH	DIFF	TIME OF DAY
1 -	1:22.489	1:16.206	2:38.695 (3)	56.42	11.765	09:08:34.403
2 -	1:15.158	1:16.103	2:31.261 (2)	59.19	4.331	09:11:05.664
3 -	1:13.559	1:13.371	2:26.930 (1)	60.94		09:13:32.594

P42 5 Paul WILSON			Kawasaki -			
IDEAL LAP TIME : 2:27.657			BEST LAP TIME : 2:27.657		DIFFERENCE : 0.000	
LAP	SECTOR 1	SECTOR 2	LAP TIME	MPH	DIFF	TIME OF DAY
1 -	1:19.626	1:18.949	2:38.575 (3)	56.46	10.918	09:08:32.328
2 -	1:14.156	1:18.159	2:32.315 (2)	58.78	4.658	09:11:04.643
3 -	1:12.224	1:15.433	2:27.657 (1)	60.64		09:13:32.300

P43 50 Steve YOUNG			Suzuki - Cadmatic Engineering			
IDEAL LAP TIME : 2:33.706			BEST LAP TIME : 2:33.706		DIFFERENCE : 0.000	
LAP	SECTOR 1	SECTOR 2	LAP TIME	MPH	DIFF	TIME OF DAY
1 -	1:15.027	1:18.798	2:33.825 (2)	58.21	0.119	09:10:10.883
2 -	1:15.010	1:18.696	2:33.706 (1)	58.25		09:12:44.589

P44 70 Peter THORNTON			Suzuki - Cadmatic			
IDEAL LAP TIME : 2:32.536			BEST LAP TIME : 2:34.221		DIFFERENCE : 1.685	
LAP	SECTOR 1	SECTOR 2	LAP TIME	MPH	DIFF	TIME OF DAY
1 -	1:21.555	1:22.187	2:43.742 (2)	54.68	9.521	09:08:16.852
2 -	1:15.614	1:18.607	2:34.221 (1)	58.06		09:10:51.073

Weather / Track : Cloudy / Damp

Donington Park GP
Circuit Length = 2.4873 miles
Start: 09:04 Flag 09:13 End: 09:15

BMCRG - MRO Championships 2016 - Rnd 2 @ Donington Park GP

Thunderbike Sport & Rookie Minitwins(Odds)

QUALIFYING - SECTOR ANALYSIS

SECTOR 1 = FL to I1, SECTOR 2 = I1 to FL, DIFF = Difference To Personal Best Lap

3 - **1:13.929** IN PIT 2:29.430 P 59.92 09:13:20.503

P45 77 Ray PETTY		Kawasaki -				
IDEAL LAP TIME :	2:33.894	BEST LAP TIME :	2:34.234	DIFFERENCE :	0.340	
LAP	SECTOR 1	SECTOR 2	LAP TIME	MPH	DIFF	TIME OF DAY
1 -	1:18.068	1:23.164	2:41.232	55.53	6.998	09:07:17.753
2 -	1:18.862	1:19.845	2:38.707 (3)	56.42	4.473	09:09:56.460
3 -	1:14.573	1:19.795	2:34.368 (2)	58.00	0.134	09:12:30.828
4 -	1:14.913	1:19.321	2:34.234 (1)	58.05		09:15:05.062

P46 44 James BUCKETT		Kawasaki - Sorrymate.com				
IDEAL LAP TIME :	2:27.998	BEST LAP TIME :	2:35.614	DIFFERENCE :	7.616	
LAP	SECTOR 1	SECTOR 2	LAP TIME	MPH	DIFF	TIME OF DAY
1 -	1:16.812	1:18.802	2:35.614 (1)	57.54		09:08:59.947

P47 30 Andy BARTLETT		Laverda -				
IDEAL LAP TIME :	2:44.952	BEST LAP TIME :	2:44.952	DIFFERENCE :	0.000	
LAP	SECTOR 1	SECTOR 2	LAP TIME	MPH	DIFF	TIME OF DAY
1 -	1:24.599	1:28.544	2:53.143 (3)	51.71	8.191	09:07:17.487
2 -	1:25.632	1:26.254	2:51.886 (2)	52.09	6.934	09:10:09.373
3 -	1:20.856	1:24.096	2:44.952 (1)	54.28		09:12:54.325

P48 89 RMT Rob COPP		Suzuki -				
IDEAL LAP TIME :	2:48.149	BEST LAP TIME :	2:51.038	DIFFERENCE :	2.889	
LAP	SECTOR 1	SECTOR 2	LAP TIME	MPH	DIFF	TIME OF DAY
1 -	1:29.362	1:25.327	2:54.689 (3)	51.25	3.651	09:09:11.201
2 -	1:22.822	1:28.452	2:51.274 (2)	52.28	0.236	09:12:02.475
3 -	1:24.711	1:26.327	2:51.038 (1)	52.35		09:14:53.513

P49 43 RMT Robert DAVIE		Suzuki -				
IDEAL LAP TIME :		BEST LAP TIME :		DIFFERENCE :		
LAP	SECTOR 1	SECTOR 2	LAP TIME	MPH	DIFF	TIME OF DAY
1 -	1:12.726	IN PIT	2:36.221 P	57.31		09:06:56.590

BMCRC - MRO Championships 2016 - Rnd 2 @ Donington Park GP

Thunderbike Sport & Rookie Minitwins(Odds)

QUALIFYING - BEST SECTORS

SECTOR 1				SECTOR 2				IDEAL / BEST COMPARISON				
POS	NO	NAME	TIME	NO	NAME	TIME	POS	NO	NAME	IDEAL	BEST	DIFF
									PERFECT LAP	2:00.619		
1	61	FOOKS	59.047	61	FOOKS	1:01.572	1	61	FOOKS	2:00.619	2:00.619	0.000
2	43	WALKEY	1:00.024	43	WALKEY	1:01.622	2	43	WALKEY	2:01.646	2:02.572	0.926
3	54	JAMISON	1:01.731	54	JAMISON	1:03.050	3	54	JAMISON	2:04.781	2:04.781	0.000
4	12	POVAH	1:01.948	12	POVAH	1:03.454	4	12	POVAH	2:05.402	2:05.402	0.000
5	81	MAY	1:03.029	13	TAYLOR	1:04.284	5	13	TAYLOR	2:07.759	2:07.759	0.000
6	17	BAUBLYTE	1:03.098	444	WILLIAMS	1:05.048	6	17	BAUBLYTE	2:08.267	2:09.250	0.983
7	911	SHERIFF	1:03.417	17	BAUBLYTE	1:05.169	7	911	SHERIFF	2:09.662	2:09.662	0.000
8	13	TAYLOR	1:03.475	911	SHERIFF	1:06.245	8	444	WILLIAMS	2:10.153	2:11.340	1.187
9	94	APPLEBY	1:03.884	2	GILL	1:06.788	9	186	WITHERINGTON	2:10.949	2:11.333	0.384
10	186	WITHERINGTON	1:03.981	186	WITHERINGTON	1:06.968	10	81	MAY	2:11.594	2:12.698	1.104
11	158	COSTIN	1:04.502	199	COLLINS	1:07.110	11	47	TROWELL	2:11.641	2:11.864	0.223
12	47	TROWELL	1:04.507	47	TROWELL	1:07.134	12	158	COSTIN	2:11.803	2:11.803	0.000
13	47	LARTER	1:04.576	48	WALLIS	1:07.160	13	199	COLLINS	2:12.330	2:12.330	0.000
14	93	WALLIS	1:04.763	158	COSTIN	1:07.301	14	49	COPEMAN	2:12.549	2:12.549	0.000
15	49	COPEMAN	1:05.019	49	COPEMAN	1:07.530	15	94	APPLEBY	2:12.599	2:12.599	0.000
16	444	WILLIAMS	1:05.105	80	CLARKE	1:08.040	16	2	GILL	2:12.753	2:13.573	0.820
17	199	COLLINS	1:05.220	77	KEMP	1:08.198	17	93	WALLIS	2:13.003	2:13.003	0.000
18	2	GILL	1:05.965	93	WALLIS	1:08.240	18	48	WALLIS	2:13.944	2:13.944	0.000
19	192	ROWSWELL	1:06.426	83	CADRUVI	1:08.418	19	31	EVENDEN	2:15.139	2:16.272	1.133
20	31	EVENDEN	1:06.450	81	MAY	1:08.565	20	192	ROWSWELL	2:15.155	2:15.965	0.810
21	48	WALLIS	1:06.784	31	EVENDEN	1:08.689	21	83	CADRUVI	2:15.811	2:15.811	0.000
22	72	MILLER	1:07.133	94	APPLEBY	1:08.715	22	77	KEMP	2:16.070	2:16.070	0.000
23	113	ELKINS	1:07.178	192	ROWSWELL	1:08.729	23	72	MILLER	2:16.656	2:16.656	0.000
24	155	HARRIS	1:07.293	72	MILLER	1:09.523	24	47	LARTER	2:16.935	2:23.289	6.354
25	83	CADRUVI	1:07.393	86	RICHARDS	1:09.596	25	113	ELKINS	2:17.034	2:17.034	0.000
26	285	KELLY	1:07.718	9	LEWIN	1:09.601	26	155	HARRIS	2:17.861	2:17.861	0.000
27	123	EVANS	1:07.791	58	SIMMONS	1:09.602	27	80	CLARKE	2:18.135	2:18.135	0.000
28	77	KEMP	1:07.872	113	ELKINS	1:09.856	28	285	KELLY	2:18.277	2:18.277	0.000
29	20	TOUCEDA	1:08.358	175	TYRER	1:09.951	29	20	TOUCEDA	2:18.657	2:18.657	0.000
30	85	KITE	1:08.384	20	TOUCEDA	1:10.299	30	58	SIMMONS	2:18.925	2:18.925	0.000
31	44	BUCKETT	1:09.196	285	KELLY	1:10.559	31	86	RICHARDS	2:19.178	2:19.178	0.000
32	58	SIMMONS	1:09.323	155	HARRIS	1:10.568	32	123	EVANS	2:19.550	2:19.550	0.000
33	86	RICHARDS	1:09.582	123	EVANS	1:11.759	33	9	LEWIN	2:20.191	2:21.773	1.582
34	80	CLARKE	1:10.095	991	CUNNINGHAM	1:12.008	34	175	TYRER	2:20.339	2:20.339	0.000
35	175	TYRER	1:10.388	40	SNOWDEN	1:12.337	35	85	KITE	2:21.440	2:21.440	0.000
36	991	CUNNINGHAM	1:10.514	47	LARTER	1:12.359	36	991	CUNNINGHAM	2:22.522	2:22.522	0.000
37	9	LEWIN	1:10.590	85	KITE	1:13.056	37	59	GREEN	2:24.827	2:24.827	0.000
38	23	BECKETT	1:11.112	24	GODZISZ	1:13.371	38	40	SNOWDEN	2:24.829	2:24.829	0.000
39	59	GREEN	1:11.144	59	GREEN	1:13.683	39	23	BECKETT	2:25.050	2:25.050	0.000
40	5	WILSON	1:12.224	23	BECKETT	1:13.938	40	24	GODZISZ	2:26.930	2:26.930	0.000
41	40	SNOWDEN	1:12.492	5	WILSON	1:15.433	41	5	WILSON	2:27.657	2:27.657	0.000
42	43	DAVIE	1:12.726	70	THORNTON	1:18.607	42	44	BUCKETT	2:27.998	2:35.614	7.616
43	24	GODZISZ	1:13.559	50	YOUNG	1:18.696	43	70	THORNTON	2:32.536	2:34.221	1.685
44	70	THORNTON	1:13.929	44	BUCKETT	1:18.802	44	50	YOUNG	2:33.706	2:33.706	0.000
45	77	PETTY	1:14.573	77	PETTY	1:19.321	45	77	PETTY	2:33.894	2:34.234	0.340
46	50	YOUNG	1:15.010	30	BARTLETT	1:24.096	46	30	BARTLETT	2:44.952	2:44.952	0.000
47	30	BARTLETT	1:20.856	89	COPP	1:25.327	47	89	COPP	2:48.149	2:51.038	2.889
48	89	COPP	1:22.822				48	195	CADIZ		2:22.875	
49							49	43	DAVIE			

Weather / Track : Cloudy / Damp

Donington Park GP

Circuit Length = 2.4873 miles

Start: 09:04 Flag 09:13 End: 09:15

Results can be found at www.tsl-timing.com

Printed - 09:18 Saturday, 09 April 2016

BMCRC - MRO Championships 2016 - Rnd 2 @ Donington Park GP



MRO Minitwins & Rookie Minitwins(Evens)

QUALIFYING - CLASSIFICATION

POS	NO	CL	PIC NAME	ENTRY	TIME	ON	LAPS	GAP	DIFF	MPH
1	2		Jake POVAH	Suzuki - www.78plate.com	1:48.732	5	5			82.35
2	95		Grant ROBERTSON	Suzuki -	1:50.562	4	5	1.830	1.830	80.99
3	86		Paul WITHERINGTON	Suzuki - P&R plumbing	1:50.703	4	4	1.971	0.141	80.88
4	7		Richard HICKLING	Suzuki - Think Cars / Lids By Wood	1:50.977	4	5	2.245	0.274	80.68
5	61		Michael YATES	Suzuki -	1:51.648	5	5	2.916	0.671	80.20
6	444		Mark WILLIAMS	Suzuki - F.C.L MOTORCYCLES	1:53.658	3	5	4.926	2.010	78.78
7	111		Ryan FOLKES	Suzuki -	1:53.946	5	5	5.214	0.288	78.58
8	58		Steve COSTIN	Suzuki - AUTO REVIVE,SAKURA,LKY7SPORTS	1:54.832	2	4	6.100	0.886	77.97
9	192		Daniel MOFFA	Suzuki - Forest Stump	1:54.938	2	4	6.206	0.106	77.90
10	69	RMT	Justin SHARP	Kawasaki - SDC	1:55.062	4	5	6.330	0.124	77.82
11	124*		Kurtis BUTLER	Suzuki - PGVM / 3vk	1:55.125	2	5	6.393	0.063	77.78
12	34		Andrew JOHNSON	Suzuki - Rose & Charlie Racing	1:55.240	5	5	6.508	0.115	77.70
13	22		Darren DOWDS	Suzuki - sublime designs racing	1:55.310	4	5	6.578	0.070	77.65
14	98		Steven TOPPING	Suzuki -	1:55.769	3	5	7.037	0.459	77.34
15	199		Lloyd COLLINS	Suzuki - Warren Drives	1:56.084	5	5	7.352	0.315	77.13
16	74	RMT	Daniel SINGLETON	Suzuki - SDC	1:56.121	4	5	7.389	0.037	77.11
17	139		Antony COPLEY	Suzuki -	1:56.123	5	5	7.391	0.002	77.11
18	51		Theo RUTTER	Suzuki -	1:56.626	4	5	7.894	0.503	76.77
19	12	RMT	Stephen EDWARDS	Suzuki -	1:56.960	5	5	8.228	0.334	76.55
20	48		Shaun WALLIS	Suzuki -	1:56.969	4	5	8.237	0.009	76.55
21	20		Jose TOUCEDA	Suzuki - Cell2	1:57.027	4	5	8.295	0.058	76.51
22	72		Kevin MILLER	Suzuki - Mechanical Air Supplies Ltd	1:57.065	5	5	8.333	0.038	76.49
23	93		Jack WALLIS	Suzuki - Grumpdad	1:57.139	4	4	8.407	0.074	76.44
24	5*		Barry MANTELL	Suzuki - Swedish car connection	1:57.496	5	5	8.764	0.357	76.21
25	81		Malvern MAY	Suzuki -	1:58.120	3	5	9.388	0.624	75.80
26	23		Claire BECKETT	Suzuki -	1:58.635	4	5	9.903	0.515	75.47
27	85		Justin KELLY	Suzuki -	1:58.699	3	4	9.967	0.064	75.43
28	68		Thomas EUSTACE	Suzuki - More moto/sublime designs	1:59.215	2	5	10.483	0.516	75.11
29	38		Bob COUCHMAN	Suzuki -	1:59.245	4	5	10.513	0.030	75.09
30	75		Patrick SMITH	Suzuki -	1:59.482	3	3	10.750	0.237	74.94
31	42	RMT	Gary CARLIN	Suzuki -	1:59.740	2	5	11.008	0.258	74.78
32	35		Tyler WALSH	Suzuki - GBR Powerlines	1:59.996	3	5	11.264	0.256	74.62
33	195		Robert CADIZ	Suzuki -	2:00.370	2	2	11.638	0.374	74.39
34	9		Vincent LEWIN	Suzuki - vinitwinracing.co.uk	2:00.747	5	5	12.015	0.377	74.15
35	118		James PLUMMER	Suzuki -	2:00.913	5	5	12.181	0.166	74.05
36	30*	RMT	Andrew PLAYLE	Suzuki - HP Racing	2:01.008	5	5	12.276	0.095	73.99
37	97		Jake PACKHAM	Suzuki -	2:02.312	5	5	13.580	1.303	73.20
38	13		Rob TAYLOR	Suzuki -	2:02.506	4	5	13.774	0.194	73.09
39	67		Mike DEVALL	Suzuki -	2:02.649	2	5	13.917	0.143	73.00
40	54		Adam JAMISON	Suzuki - AJ Racing	2:02.760	1	1	14.028	0.111	72.94
41	32		Chris THAY	Suzuki - Scell-it uk	2:03.220	3	5	14.488	0.460	72.67
42	24	RMT	Alex SIMMONS	Suzuki - Westcountry Windings	2:04.011	5	5	15.279	0.791	72.20
43	888*	RMT	Thomas HOWARD	Suzuki - Parabolica Solutions	2:04.925	3	5	16.193	0.914	71.67
44	16	RMT	Geoff LANSDALL	Suzuki - EPG Domestic	2:04.958	3	5	16.226	0.033	71.65
45	55		Michael COPLEY	Suzuki - Jayne copley	2:04.998	4	5	16.266	0.040	71.63
46	66		Mark SMITH	Suzuki - Nick&Brian Scott fisheries	2:05.036	4	5	16.304	0.038	71.61
47	15		Stephen JONES	SUZUKI - MW SOLICITORS	2:05.758	3	3	17.026	0.722	71.20
48	31		Kelvin EVENDEN	Suzuki - Glosrose Group	2:05.874	4	5	17.142	0.116	71.13
49	728	RMT	David DOWNING	Suzuki -	2:16.050	4	4	27.318	10.176	65.81
50	26	RMT	Steven DOLAN	Suzuki -	2:21.216	4	4	32.484	5.166	63.40
51	26		Glynn DAVIES	Suzuki -			0			

* BIKE #30 - NO TRANSPONDER, PLEASE FIT FOR RACING.

* BIKES #5, #124, #888 - LOW TRANSPONDER BATTERY PLEASE CHARGE.

Donington Park GP
Circuit Length = 2.4873 miles
Start: 10:14 Flag 10:23 End: 10:25

Weather / Track : Cloudy / Dry

These results are provisional until the conclusion of any judicial and technical matters.

Clerk Of Course :	Timekeeper :
-------------------	--------------

Results can be found at www.tsl-timing.com

Printed - 10:26 Saturday, 09 April 2016



BMCRC - MRO Championships 2016 - Rnd 2 @ Donington Park GP

MRO Minitwins & Rookie Minitwins(Evens)

QUALIFYING - SECTOR ANALYSIS

SECTOR 1 = FL to I1, SECTOR 2 = I1 to FL, DIFF = Difference To Personal Best Lap

P1		2		Jake POVAH		Suzuki - www.78plate.com	
IDEAL LAP TIME : 1:48.732		BEST LAP TIME : 1:48.732		DIFFERENCE : 0.000			
LAP	SECTOR 1	SECTOR 2	LAP TIME	MPH	DIFF	TIME OF DAY	
1 -	1:04.692	1:04.609	2:09.301	69.25	20.569	10:16:52.333	
2 -	56.216	58.533	1:54.749	78.03	6.017	10:18:47.082	
3 -	54.732	56.971	1:51.703 (2)	80.16	2.971	10:20:38.785	
4 -	56.232	56.567	1:52.799 (3)	79.38	4.067	10:22:31.584	
5 -	52.721	56.011	1:48.732 (1)	82.35		10:24:20.316	

P2		95		Grant ROBERTSON		Suzuki -	
IDEAL LAP TIME : 1:50.562		BEST LAP TIME : 1:50.562		DIFFERENCE : 0.000			
LAP	SECTOR 1	SECTOR 2	LAP TIME	MPH	DIFF	TIME OF DAY	
1 -	1:02.925	1:03.969	2:06.894	70.56	16.332	10:16:32.768	
2 -	57.173	59.165	1:56.338	76.96	5.776	10:18:29.106	
3 -	56.658	58.603	1:55.261 (3)	77.68	4.699	10:20:24.367	
4 -	53.215	57.347	1:50.562 (1)	80.99		10:22:14.929	
5 -	54.902	57.553	1:52.455 (2)	79.62	1.893	10:24:07.384	

P3		86		Paul WITHERINGTON		Suzuki - P&R plumbing	
IDEAL LAP TIME : 1:50.703		BEST LAP TIME : 1:50.703		DIFFERENCE : 0.000			
LAP	SECTOR 1	SECTOR 2	LAP TIME	MPH	DIFF	TIME OF DAY	
1 -	58.561	58.476	1:57.037 (2)	76.50	6.334	10:16:21.607	
2 -	54.180	IN PIT	1:56.428 P	76.90	5.725	10:18:18.035	
3 -	OUTLAP	57.023	5:19.729	28.00	3:29.026	10:23:37.764	
4 -	53.729	56.974	1:50.703 (1)	80.88		10:25:28.467	

P4		7		Richard HICKLING		Suzuki - Think Cars / Lids By Wood	
IDEAL LAP TIME : 1:50.977		BEST LAP TIME : 1:50.977		DIFFERENCE : 0.000			
LAP	SECTOR 1	SECTOR 2	LAP TIME	MPH	DIFF	TIME OF DAY	
1 -	1:01.233	1:03.097	2:04.330	72.02	13.353	10:16:33.082	
2 -	56.109	58.226	1:54.335 (3)	78.31	3.358	10:18:27.417	
3 -	55.235	58.253	1:53.488 (2)	78.90	2.511	10:20:20.905	
4 -	53.513	57.464	1:50.977 (1)	80.68		10:22:11.882	
5 -	54.410	IN PIT	1:54.182 P	78.42	3.205	10:24:06.064	

P5		61		Michael YATES		Suzuki -	
IDEAL LAP TIME : 1:50.543		BEST LAP TIME : 1:51.648		DIFFERENCE : 1.105			
LAP	SECTOR 1	SECTOR 2	LAP TIME	MPH	DIFF	TIME OF DAY	
1 -	1:05.147	1:06.705	2:11.852	67.91	20.204	10:16:58.881	
2 -	56.574	59.197	1:55.771	77.34	4.123	10:18:54.652	
3 -	54.551	57.170	1:51.721 (2)	80.15	0.073	10:20:46.373	
4 -	53.444	58.731	1:52.175 (3)	79.82	0.527	10:22:38.548	
5 -	54.549	57.099	1:51.648 (1)	80.20		10:24:30.196	

P6		444		Mark WILLIAMS		Suzuki - F.C.L MOTORCYCLES	
IDEAL LAP TIME : 1:52.007		BEST LAP TIME : 1:53.658		DIFFERENCE : 1.651			
LAP	SECTOR 1	SECTOR 2	LAP TIME	MPH	DIFF	TIME OF DAY	
1 -	1:02.178	1:00.383	2:02.561	73.06	8.903	10:16:37.994	
2 -	55.890	58.766	1:54.656 (3)	78.09	0.998	10:18:32.650	
3 -	55.637	58.021	1:53.658 (1)	78.78		10:20:26.308	
4 -	54.905	59.182	1:54.087 (2)	78.48	0.429	10:22:20.395	
5 -	57.871	57.102	1:54.973	77.88	1.315	10:24:15.368	

P7		111		Ryan FOLKES		Suzuki -	
IDEAL LAP TIME : 1:53.946		BEST LAP TIME : 1:53.946		DIFFERENCE : 0.000			
LAP	SECTOR 1	SECTOR 2	LAP TIME	MPH	DIFF	TIME OF DAY	
1 -	1:14.043	1:08.578	2:22.621	62.78	28.675	10:17:19.511	

Donington Park GP
 Circuit Length = 2.4873 miles
 Start: 10:14 Flag 10:23 End: 10:25

Weather / Track : Cloudy / Dry

BMCRC - MRO Championships 2016 - Rnd 2 @ Donington Park GP

MRO Minitwins & Rookie Minitwins(Evens)

QUALIFYING - SECTOR ANALYSIS

SECTOR 1 = FL to I1, SECTOR 2 = I1 to FL, DIFF = Difference To Personal Best Lap

2 -	1:01.489	1:02.653	2:04.142 (3)	72.13	10.196	10:19:23.653
3 -	55.417	1:01.902	1:57.319 (2)	76.32	3.373	10:21:20.972
4 -	1:05.079	1:08.315	2:13.394	67.12	19.448	10:23:34.366
5 -	54.800	59.146	1:53.946 (1)	78.58		10:25:28.312

P8	58	Steve COSTIN	Suzuki - AUTO REVIVE,SAKURA,LKY7SPORTS			
IDEAL LAP TIME : 1:53.464		BEST LAP TIME : 1:54.832		DIFFERENCE : 1.368		
LAP	SECTOR 1	SECTOR 2	LAP TIME	MPH	DIFF	TIME OF DAY
1 -	1:00.835	1:02.654	2:03.489 (3)	72.51	8.657	10:16:33.528
2 -	56.646	58.186	1:54.832 (1)	77.97		10:18:28.360
3 -	57.132	1:00.017	1:57.149 (2)	76.43	2.317	10:20:25.509
4 -	55.278	IN PIT	1:59.068 P	75.20	4.236	10:22:24.577

P9	192	Daniel MOFFA	Suzuki - Forest Stump			
IDEAL LAP TIME : 1:54.938		BEST LAP TIME : 1:54.938		DIFFERENCE : 0.000		
LAP	SECTOR 1	SECTOR 2	LAP TIME	MPH	DIFF	TIME OF DAY
1 -	1:03.424	1:01.929	2:05.353 (3)	71.43	10.415	10:16:43.782
2 -	56.157	58.781	1:54.938 (1)	77.90		10:18:38.720
3 -	56.762	59.148	1:55.910 (2)	77.25	0.972	10:20:34.630
4 -	56.329	IN PIT	1:59.893 P	74.68	4.955	10:22:34.523

P10	69 RMT	Justin SHARP	Kawasaki - SDC			
IDEAL LAP TIME : 1:55.062		BEST LAP TIME : 1:55.062		DIFFERENCE : 0.000		
LAP	SECTOR 1	SECTOR 2	LAP TIME	MPH	DIFF	TIME OF DAY
1 -	1:08.349	1:07.470	2:15.819	65.92	20.757	10:17:02.678
2 -	1:00.582	1:04.052	2:04.634	71.84	9.572	10:19:07.312
3 -	58.179	59.874	1:58.053 (3)	75.85	2.991	10:21:05.365
4 -	55.812	59.250	1:55.062 (1)	77.82		10:23:00.427
5 -	56.585	59.256	1:55.841 (2)	77.29	0.779	10:24:56.268

P11	124	Kurtis BUTLER	Suzuki - PGVM / 3vk			
IDEAL LAP TIME : 1:54.920		BEST LAP TIME : 1:55.125		DIFFERENCE : 0.205		
LAP	SECTOR 1	SECTOR 2	LAP TIME	MPH	DIFF	TIME OF DAY
1 -	1:03.191	1:01.834	2:05.025	71.62	9.900	10:16:43.208
2 -	56.888	58.237	1:55.125 (1)	77.78		10:18:38.333
3 -	56.850	58.708	1:55.558 (2)	77.48	0.433	10:20:33.891
4 -	56.683	1:17.915	2:14.598	66.52	19.473	10:22:48.489
5 -	58.353	1:02.421	2:00.774 (3)	74.14	5.649	10:24:49.263

P12	34	Andrew JOHNSON	Suzuki - Rose & Charlie Racing			
IDEAL LAP TIME : 1:55.240		BEST LAP TIME : 1:55.240		DIFFERENCE : 0.000		
LAP	SECTOR 1	SECTOR 2	LAP TIME	MPH	DIFF	TIME OF DAY
1 -	1:05.420	1:08.688	2:14.108	66.77	18.868	10:17:08.442
2 -	1:02.197	1:02.008	2:04.205	72.09	8.965	10:19:12.647
3 -	58.521	1:01.570	2:00.091 (3)	74.56	4.851	10:21:12.738
4 -	58.323	1:00.403	1:58.726 (2)	75.42	3.486	10:23:11.464
5 -	56.264	58.976	1:55.240 (1)	77.70		10:25:06.704

P13	22	Darren DOWDS	Suzuki - sublime designs racing			
IDEAL LAP TIME : 1:54.955		BEST LAP TIME : 1:55.310		DIFFERENCE : 0.355		
LAP	SECTOR 1	SECTOR 2	LAP TIME	MPH	DIFF	TIME OF DAY
1 -	1:02.827	1:03.853	2:06.680	70.68	11.370	10:16:33.102
2 -	57.464	59.503	1:56.967 (3)	76.55	1.657	10:18:30.069
3 -	56.193	59.758	1:55.951 (2)	77.22	0.641	10:20:26.020
4 -	56.034	59.276	1:55.310 (1)	77.65		10:22:21.330
5 -	58.991	58.921	1:57.912	75.94	2.602	10:24:19.242

Weather / Track : Cloudy / Dry

Donington Park GP
Circuit Length = 2.4873 miles
Start: 10:14 Flag 10:23 End: 10:25

BMCRC - MRO Championships 2016 - Rnd 2 @ Donington Park GP

MRO Minitwins & Rookie Minitwins(Evens)

QUALIFYING - SECTOR ANALYSIS

SECTOR 1 = FL to I1, SECTOR 2 = I1 to FL, DIFF = Difference To Personal Best Lap

P14 98		Steven TOPPING		Suzuki -		
IDEAL LAP TIME : 1:55.273		BEST LAP TIME : 1:55.769		DIFFERENCE : 0.496		
LAP	SECTOR 1	SECTOR 2	LAP TIME	MPH	DIFF	TIME OF DAY
1 -	1:02.220	1:02.210	2:04.430	71.96	8.661	10:16:31.822
2 -	57.491	58.784	1:56.275 (2)	77.01	0.506	10:18:28.097
3 -	57.112	58.657	1:55.769 (1)	77.34		10:20:23.866
4 -	56.616	59.810	1:56.426 (3)	76.91	0.657	10:22:20.292
5 -	58.724	1:02.372	2:01.096	73.94	5.327	10:24:21.388

P15 199		Lloyd COLLINS		Suzuki - Warren Drives		
IDEAL LAP TIME : 1:56.084		BEST LAP TIME : 1:56.084		DIFFERENCE : 0.000		
LAP	SECTOR 1	SECTOR 2	LAP TIME	MPH	DIFF	TIME OF DAY
1 -	1:04.552	1:04.513	2:09.065	69.37	12.981	10:16:45.435
2 -	59.026	1:01.152	2:00.178	74.50	4.094	10:18:45.613
3 -	57.724	1:01.021	1:58.745 (3)	75.40	2.661	10:20:44.358
4 -	57.023	1:00.628	1:57.651 (2)	76.11	1.567	10:22:42.009
5 -	55.647	1:00.437	1:56.084 (1)	77.13		10:24:38.093

P16 74 RMT		Daniel SINGLETON		Suzuki - SDC		
IDEAL LAP TIME : 1:56.121		BEST LAP TIME : 1:56.121		DIFFERENCE : 0.000		
LAP	SECTOR 1	SECTOR 2	LAP TIME	MPH	DIFF	TIME OF DAY
1 -	1:08.854	1:06.674	2:15.528	66.07	19.407	10:17:05.590
2 -	58.389	1:01.197	1:59.586 (3)	74.87	3.465	10:19:05.176
3 -	58.136	1:00.737	1:58.873 (2)	75.32	2.752	10:21:04.049
4 -	56.523	59.598	1:56.121 (1)	77.11		10:23:00.170
5 -	1:34.478	1:08.002	2:42.480	55.11	46.359	10:25:42.650

P17 139		Antony COPLEY		Suzuki -		
IDEAL LAP TIME : 1:56.123		BEST LAP TIME : 1:56.123		DIFFERENCE : 0.000		
LAP	SECTOR 1	SECTOR 2	LAP TIME	MPH	DIFF	TIME OF DAY
1 -	1:03.663	1:03.747	2:07.410	70.28	11.287	10:16:41.554
2 -	58.548	1:01.300	1:59.848	74.71	3.725	10:18:41.402
3 -	57.495	1:00.373	1:57.868 (2)	75.97	1.745	10:20:39.270
4 -	57.875	1:01.050	1:58.925 (3)	75.29	2.802	10:22:38.195
5 -	56.440	59.683	1:56.123 (1)	77.11		10:24:34.318

P18 51		Theo RUTTER		Suzuki -		
IDEAL LAP TIME : 1:55.845		BEST LAP TIME : 1:56.626		DIFFERENCE : 0.781		
LAP	SECTOR 1	SECTOR 2	LAP TIME	MPH	DIFF	TIME OF DAY
1 -	1:06.213	1:05.608	2:11.821	67.92	15.195	10:16:47.465
2 -	58.024	1:00.700	1:58.724	75.42	2.098	10:18:46.189
3 -	57.492	59.415	1:56.907 (2)	76.59	0.281	10:20:43.096
4 -	56.430	1:00.196	1:56.626 (1)	76.77		10:22:39.722
5 -	57.506	1:00.471	1:57.977 (3)	75.90	1.351	10:24:37.699

P19 12 RMT		Stephen EDWARDS		Suzuki -		
IDEAL LAP TIME : 1:56.960		BEST LAP TIME : 1:56.960		DIFFERENCE : 0.000		
LAP	SECTOR 1	SECTOR 2	LAP TIME	MPH	DIFF	TIME OF DAY
1 -	1:07.091	1:04.590	2:11.681	68.00	14.721	10:16:44.592
2 -	1:00.393	1:02.415	2:02.808	72.91	5.848	10:18:47.400
3 -	58.906	1:00.938	1:59.844 (3)	74.71	2.884	10:20:47.244
4 -	58.751	1:00.243	1:58.994 (2)	75.25	2.034	10:22:46.238
5 -	57.254	59.706	1:56.960 (1)	76.55		10:24:43.198

P20 48		Shaun WALLIS		Suzuki -		
IDEAL LAP TIME : 1:56.969		BEST LAP TIME : 1:56.969		DIFFERENCE : 0.000		
LAP	SECTOR 1	SECTOR 2	LAP TIME	MPH	DIFF	TIME OF DAY

Weather / Track : Cloudy / Dry

Donington Park GP
Circuit Length = 2.4873 miles
Start: 10:14 Flag 10:23 End: 10:25

BMCRC - MRO Championships 2016 - Rnd 2 @ Donington Park GP

MRO Minitwins & Rookie Minitwins(Evens)

QUALIFYING - SECTOR ANALYSIS

SECTOR 1 = FL to I1, SECTOR 2 = I1 to FL, DIFF = Difference To Personal Best Lap

1 -	1:10.297	1:06.886	2:17.183	65.27	20.214	10:16:54.039
2 -	59.302	1:00.685	1:59.987	74.62	3.018	10:18:54.026
3 -	57.772	1:00.724	1:58.496 (3)	75.56	1.527	10:20:52.522
4 -	57.512	59.457	1:56.969 (1)	76.55		10:22:49.491
5 -	58.308	59.561	1:57.869 (2)	75.96	0.900	10:24:47.360

P21 20		Jose TOUCEDA		Suzuki - Cell2			
IDEAL LAP TIME : 1:56.320		BEST LAP TIME : 1:57.027		DIFFERENCE : 0.707			
LAP	SECTOR 1	SECTOR 2	LAP TIME	MPH	DIFF	TIME OF DAY	
1 -	1:09.227	1:09.301	2:18.528	64.64	21.501	10:17:07.929	
2 -	1:00.645	1:01.446	2:02.091	73.34	5.064	10:19:10.020	
3 -	57.714	59.966	1:57.680 (3)	76.09	0.653	10:21:07.700	
4 -	56.791	1:00.236	1:57.027 (1)	76.51		10:23:04.727	
5 -	57.659	59.529	1:57.188 (2)	76.41	0.161	10:25:01.915	

P22 72		Kevin MILLER		Suzuki - Mechanical Air Supplies Ltd			
IDEAL LAP TIME : 1:57.065		BEST LAP TIME : 1:57.065		DIFFERENCE : 0.000			
LAP	SECTOR 1	SECTOR 2	LAP TIME	MPH	DIFF	TIME OF DAY	
1 -	1:02.480	1:03.883	2:06.363	70.86	9.298	10:16:38.352	
2 -	58.369	1:00.761	1:59.130 (3)	75.16	2.065	10:18:37.482	
3 -	59.000	1:01.195	2:00.195	74.49	3.130	10:20:37.677	
4 -	58.814	1:00.093	1:58.907 (2)	75.30	1.842	10:22:36.584	
5 -	57.219	59.846	1:57.065 (1)	76.49		10:24:33.649	

P23 93		Jack WALLIS		Suzuki - Grumpdad			
IDEAL LAP TIME : 1:57.139		BEST LAP TIME : 1:57.139		DIFFERENCE : 0.000			
LAP	SECTOR 1	SECTOR 2	LAP TIME	MPH	DIFF	TIME OF DAY	
1 -	1:08.763	1:07.594	2:16.357	65.66	19.218	10:16:52.697	
2 -	1:00.354	1:02.812	2:03.166 (3)	72.70	6.027	10:18:55.863	
3 -	59.316	59.656	1:58.972 (2)	75.26	1.833	10:20:54.835	
4 -	57.665	59.474	1:57.139 (1)	76.44		10:22:51.974	

P24 5		Barry MANTELL		Suzuki - Swedish car connection			
IDEAL LAP TIME : 1:56.966		BEST LAP TIME : 1:57.496		DIFFERENCE : 0.530			
LAP	SECTOR 1	SECTOR 2	LAP TIME	MPH	DIFF	TIME OF DAY	
1 -	1:09.575	1:09.709	2:19.284	64.28	21.788	10:16:57.551	
2 -	1:00.810	1:02.125	2:02.935	72.83	5.439	10:19:00.486	
3 -	57.851	1:01.337	1:59.188 (2)	75.12	1.692	10:20:59.674	
4 -	59.296	1:00.699	1:59.995 (3)	74.62	2.499	10:22:59.669	
5 -	58.381	59.115	1:57.496 (1)	76.21		10:24:57.165	

P25 81		Malvern MAY		Suzuki -			
IDEAL LAP TIME : 1:57.824		BEST LAP TIME : 1:58.120		DIFFERENCE : 0.296			
LAP	SECTOR 1	SECTOR 2	LAP TIME	MPH	DIFF	TIME OF DAY	
1 -	1:04.158	1:03.822	2:07.980	69.96	9.860	10:16:43.339	
2 -	57.769	1:00.797	1:58.566 (2)	75.52	0.446	10:18:41.905	
3 -	57.229	1:00.891	1:58.120 (1)	75.80		10:20:40.025	
4 -	57.290	1:02.625	1:59.915	74.67	1.795	10:22:39.940	
5 -	57.027	1:02.657	1:59.684 (3)	74.81	1.564	10:24:39.624	

P26 23		Claire BECKETT		Suzuki -			
IDEAL LAP TIME : 1:58.524		BEST LAP TIME : 1:58.635		DIFFERENCE : 0.111			
LAP	SECTOR 1	SECTOR 2	LAP TIME	MPH	DIFF	TIME OF DAY	
1 -	1:09.270	1:10.361	2:19.631	64.12	20.996	10:17:00.537	
2 -	1:02.193	1:03.263	2:05.456	71.37	6.821	10:19:05.993	
3 -	1:01.473	1:02.604	2:04.077 (3)	72.16	5.442	10:21:10.070	
4 -	57.663	1:00.972	1:58.635 (1)	75.47		10:23:08.705	
5 -	58.766	1:00.861	1:59.627 (2)	74.85	0.992	10:25:08.332	

Weather / Track : Cloudy / Dry

Donington Park GP
Circuit Length = 2.4873 miles
Start: 10:14 Flag 10:23 End: 10:25

BMCRC - MRO Championships 2016 - Rnd 2 @ Donington Park GP

MRO Minitwins & Rookie Minitwins(Evens)

QUALIFYING - SECTOR ANALYSIS

SECTOR 1 = FL to I1, SECTOR 2 = I1 to FL, DIFF = Difference To Personal Best Lap

P27 85		Justin KELLY		Suzuki -		
IDEAL LAP TIME : 1:57.999		BEST LAP TIME : 1:58.699		DIFFERENCE : 0.700		
LAP	SECTOR 1	SECTOR 2	LAP TIME	MPH	DIFF	TIME OF DAY
1 -	OUTLAP	1:04.286	4:00.387	37.25	2:01.688	10:19:24.865
2 -	58.417	1:01.068	1:59.485 (3)	74.94	0.786	10:21:24.350
3 -	59.052	59.647	1:58.699 (1)	75.43		10:23:23.049
4 -	59.170	59.582	1:58.752 (2)	75.40	0.053	10:25:21.801

P28 68		Thomas EUSTACE		Suzuki - More moto/sublime designs		
IDEAL LAP TIME : 1:59.215		BEST LAP TIME : 1:59.215		DIFFERENCE : 0.000		
LAP	SECTOR 1	SECTOR 2	LAP TIME	MPH	DIFF	TIME OF DAY
1 -	1:02.355	1:03.946	2:06.301	70.89	7.086	10:16:37.977
2 -	58.152	1:01.063	1:59.215 (1)	75.11		10:18:37.192
3 -	59.021	1:01.242	2:00.263 (2)	74.45	1.048	10:20:37.455
4 -	59.418	1:01.293	2:00.711 (3)	74.18	1.496	10:22:38.166
5 -	58.613	IN PIT	2:02.408 P	73.15	3.193	10:24:40.574

P29 38		Bob COUCHMAN		Suzuki -		
IDEAL LAP TIME : 1:59.070		BEST LAP TIME : 1:59.245		DIFFERENCE : 0.175		
LAP	SECTOR 1	SECTOR 2	LAP TIME	MPH	DIFF	TIME OF DAY
1 -	1:09.601	1:09.114	2:18.715	64.55	19.470	10:16:58.525
2 -	1:00.254	1:04.701	2:04.955	71.66	5.710	10:19:03.480
3 -	59.502	1:02.055	2:01.557 (3)	73.66	2.312	10:21:05.037
4 -	58.959	1:00.286	1:59.245 (1)	75.09		10:23:04.282
5 -	58.784	1:00.495	1:59.279 (2)	75.07	0.034	10:25:03.561

P30 75		Patrick SMITH		Suzuki -		
IDEAL LAP TIME : 1:59.435		BEST LAP TIME : 1:59.482		DIFFERENCE : 0.047		
LAP	SECTOR 1	SECTOR 2	LAP TIME	MPH	DIFF	TIME OF DAY
1 -	1:05.503	1:05.433	2:10.936 (3)	68.38	11.454	10:16:45.711
2 -	59.550	1:01.587	2:01.137 (2)	73.92	1.655	10:18:46.848
3 -	57.848	1:01.634	1:59.482 (1)	74.94		10:20:46.330

P31 42 RMT		Gary CARLIN		Suzuki -		
IDEAL LAP TIME : 1:59.553		BEST LAP TIME : 1:59.740		DIFFERENCE : 0.187		
LAP	SECTOR 1	SECTOR 2	LAP TIME	MPH	DIFF	TIME OF DAY
1 -	1:02.057	1:03.856	2:05.913	71.11	6.173	10:16:34.411
2 -	58.583	1:01.157	1:59.740 (1)	74.78		10:18:34.151
3 -	58.396	1:04.108	2:02.504 (2)	73.09	2.764	10:20:36.655
4 -	1:01.725	1:04.093	2:05.818	71.16	6.078	10:22:42.473
5 -	1:00.072	1:03.141	2:03.213 (3)	72.67	3.473	10:24:45.686

P32 35		Tyler WALSH		Suzuki - GBR Powerlines		
IDEAL LAP TIME : 1:59.996		BEST LAP TIME : 1:59.996		DIFFERENCE : 0.000		
LAP	SECTOR 1	SECTOR 2	LAP TIME	MPH	DIFF	TIME OF DAY
1 -	1:08.651	1:12.472	2:21.123	63.45	21.127	10:17:05.369
2 -	1:04.704	1:05.149	2:09.853 (3)	68.95	9.857	10:19:15.222
3 -	58.374	1:01.622	1:59.996 (1)	74.62		10:21:15.218
4 -	1:00.014	1:08.903	2:08.917 (2)	69.45	8.921	10:23:24.135
5 -	1:03.035	IN PIT	2:13.329 P	67.16	13.333	10:25:37.464

P33 195		Robert CADIZ		Suzuki -		
IDEAL LAP TIME : 1:59.554		BEST LAP TIME : 2:00.370		DIFFERENCE : 0.816		
LAP	SECTOR 1	SECTOR 2	LAP TIME	MPH	DIFF	TIME OF DAY
1 -	1:04.257	1:04.289	2:08.546 (2)	69.65	8.176	10:16:40.136
2 -	58.937	1:01.433	2:00.370 (1)	74.39		10:18:40.506

Weather / Track : Cloudy / Dry

Donington Park GP
Circuit Length = 2.4873 miles
Start: 10:14 Flag 10:23 End: 10:25

BMCRC - MRO Championships 2016 - Rnd 2 @ Donington Park GP

MRO Minitwins & Rookie Minitwins(Evens)

QUALIFYING - SECTOR ANALYSIS

SECTOR 1 = FL to I1, SECTOR 2 = I1 to FL, DIFF = Difference To Personal Best Lap

P34 9		Vincent LEWIN		Suzuki - vinitwinracing.co.uk		
IDEAL LAP TIME : 2:00.747		BEST LAP TIME : 2:00.747		DIFFERENCE : 0.000		
LAP	SECTOR 1	SECTOR 2	LAP TIME	MPH	DIFF	TIME OF DAY
1 -	1:07.666	1:04.806	2:12.472	67.59	11.725	10:17:14.149
2 -	1:00.667	1:03.550	2:04.217	72.08	3.470	10:19:18.366
3 -	1:00.591	1:02.581	2:03.172 (3)	72.69	2.425	10:21:21.538
4 -	1:00.133	1:03.025	2:03.158 (2)	72.70	2.411	10:23:24.696
5 -	59.145	1:01.602	2:00.747 (1)	74.15		10:25:25.443

P35 118		James PLUMMER		Suzuki -		
IDEAL LAP TIME : 2:00.399		BEST LAP TIME : 2:00.913		DIFFERENCE : 0.514		
LAP	SECTOR 1	SECTOR 2	LAP TIME	MPH	DIFF	TIME OF DAY
1 -	1:09.927	1:09.503	2:19.430	64.22	18.517	10:17:07.545
2 -	1:03.622	1:05.649	2:09.271	69.26	8.358	10:19:16.816
3 -	59.790	1:02.167	2:01.957 (2)	73.42	1.044	10:21:18.773
4 -	59.507	1:03.568	2:03.075 (3)	72.75	2.162	10:23:21.848
5 -	1:00.021	1:00.892	2:00.913 (1)	74.05		10:25:22.761

P36 30 RMT		Andrew PLAYLE		Suzuki - HP Racing		
IDEAL LAP TIME :		BEST LAP TIME : 2:01.008		DIFFERENCE :		
LAP	SECTOR 1	SECTOR 2	LAP TIME	MPH	DIFF	TIME OF DAY
1 -			2:19.436	64.21	18.427	10:16:58.325
2 -			2:10.419	68.65	9.410	10:19:08.744
3 -			2:04.852 (3)	71.72	3.843	10:21:13.596
4 -			2:03.751 (2)	72.35	2.743	10:23:17.347
5 -			2:01.008 (1)	73.99		10:25:18.356

P37 97		Jake PACKHAM		Suzuki -		
IDEAL LAP TIME : 2:02.255		BEST LAP TIME : 2:02.312		DIFFERENCE : 0.057		
LAP	SECTOR 1	SECTOR 2	LAP TIME	MPH	DIFF	TIME OF DAY
1 -	1:09.546	1:11.741	2:21.287	63.37	18.975	10:17:10.088
2 -	1:02.593	1:04.747	2:07.340	70.31	5.028	10:19:17.428
3 -	59.667	1:03.421	2:03.088 (2)	72.74	0.776	10:21:20.516
4 -	1:00.910	1:02.903	2:03.813 (3)	72.32	1.501	10:23:24.329
5 -	59.352	1:02.960	2:02.312 (1)	73.20		10:25:26.641

P38 13		Rob TAYLOR		Suzuki -		
IDEAL LAP TIME : 2:01.263		BEST LAP TIME : 2:02.506		DIFFERENCE : 1.243		
LAP	SECTOR 1	SECTOR 2	LAP TIME	MPH	DIFF	TIME OF DAY
1 -	1:11.058	1:09.159	2:20.217	63.86	17.711	10:17:09.784
2 -	1:01.751	1:03.963	2:05.714	71.22	3.208	10:19:15.498
3 -	1:00.420	1:02.271	2:02.691 (2)	72.98	0.185	10:21:18.189
4 -	59.531	1:02.975	2:02.506 (1)	73.09		10:23:20.695
5 -	1:02.486	1:01.732	2:04.218 (3)	72.08	1.712	10:25:24.913

P39 67		Mike DEVALL		Suzuki -		
IDEAL LAP TIME : 2:02.362		BEST LAP TIME : 2:02.649		DIFFERENCE : 0.287		
LAP	SECTOR 1	SECTOR 2	LAP TIME	MPH	DIFF	TIME OF DAY
1 -	1:06.909	1:06.384	2:13.293	67.17	10.644	10:16:47.013
2 -	59.805	1:02.844	2:02.649 (1)	73.00		10:18:49.662
3 -	1:00.379	1:02.557	2:02.936 (2)	72.83	0.287	10:20:52.598
4 -	1:00.610	1:03.169	2:03.779 (3)	72.34	1.130	10:22:56.377
5 -	1:02.152	1:03.540	2:05.692	71.24	3.043	10:25:02.069

P40 54		Adam JAMISON		Suzuki - AJ Racing		
IDEAL LAP TIME : 1:58.267		BEST LAP TIME : 2:02.760		DIFFERENCE : 4.493		
LAP	SECTOR 1	SECTOR 2	LAP TIME	MPH	DIFF	TIME OF DAY

Weather / Track : Cloudy / Dry

Donington Park GP
Circuit Length = 2.4873 miles
Start: 10:14 Flag 10:23 End: 10:25

BMCRC - MRO Championships 2016 - Rnd 2 @ Donington Park GP

MRO Minitwins & Rookie Minitwins(Evens)

QUALIFYING - SECTOR ANALYSIS

SECTOR 1 = FL to I1, SECTOR 2 = I1 to FL, DIFF = Difference To Personal Best Lap

1 - 1:01.630 1:01.130 2:02.760 (1) 72.94 10:16:28.561

P41 32 Chris THAY		Suzuki - Scell-it uk				
IDEAL LAP TIME : 2:02.976		BEST LAP TIME : 2:03.220				
		DIFFERENCE : 0.244				
LAP	SECTOR 1	SECTOR 2	LAP TIME	MPH	DIFF	TIME OF DAY
1 -	1:06.570	1:05.525	2:12.095	67.78	8.875	10:16:51.667
2 -	1:00.851	1:02.846	2:03.697 (2)	72.39	0.477	10:18:55.364
3 -	1:00.494	1:02.726	2:03.220 (1)	72.67		10:20:58.584
4 -	1:00.250	1:03.647	2:03.897 (3)	72.27	0.677	10:23:02.481
5 -	1:00.332	1:03.864	2:04.196	72.09	0.976	10:25:06.677

P42 24 RMT Alex SIMMONS		Suzuki - Westcountry Windings				
IDEAL LAP TIME : 2:04.011		BEST LAP TIME : 2:04.011				
		DIFFERENCE : 0.000				
LAP	SECTOR 1	SECTOR 2	LAP TIME	MPH	DIFF	TIME OF DAY
1 -	1:11.006	1:08.647	2:19.653	64.11	15.642	10:17:05.466
2 -	1:03.898	1:03.778	2:07.676	70.13	3.665	10:19:13.142
3 -	1:02.509	1:04.327	2:06.836 (3)	70.59	2.825	10:21:19.978
4 -	1:01.274	1:04.512	2:05.786 (2)	71.18	1.775	10:23:25.764
5 -	1:00.687	1:03.324	2:04.011 (1)	72.20		10:25:29.775

P43 888 RMT Thomas HOWARD		Suzuki - Parabolica Solutions				
IDEAL LAP TIME : 2:04.925		BEST LAP TIME : 2:04.925				
		DIFFERENCE : 0.000				
LAP	SECTOR 1	SECTOR 2	LAP TIME	MPH	DIFF	TIME OF DAY
1 -	1:06.735	1:08.464	2:15.199	66.23	10.274	10:16:59.575
2 -	1:02.517	1:04.374	2:06.891 (2)	70.56	1.966	10:19:06.466
3 -	1:02.085	1:02.840	2:04.925 (1)	71.67		10:21:11.391
4 -	1:02.553	1:04.765	2:07.318 (3)	70.33	2.393	10:23:18.709
5 -	1:03.918	IN PIT	2:15.462 P	66.10	10.537	10:25:34.171

P44 16 RMT Geoff LANSDELL		Suzuki - EPG Domestic				
IDEAL LAP TIME : 2:03.933		BEST LAP TIME : 2:04.958				
		DIFFERENCE : 1.025				
LAP	SECTOR 1	SECTOR 2	LAP TIME	MPH	DIFF	TIME OF DAY
1 -	1:10.544	1:08.902	2:19.446	64.21	14.488	10:17:10.095
2 -	1:03.260	1:04.400	2:07.660 (3)	70.14	2.702	10:19:17.755
3 -	1:00.739	1:04.219	2:04.958 (1)	71.65		10:21:22.713
4 -	1:02.881	1:03.194	2:06.075 (2)	71.02	1.117	10:23:28.788
5 -	1:01.693	1:06.152	2:07.845	70.04	2.887	10:25:36.633

P45 55 Michael COPLEY		Suzuki - Jayne copley				
IDEAL LAP TIME : 2:04.853		BEST LAP TIME : 2:04.998				
		DIFFERENCE : 0.145				
LAP	SECTOR 1	SECTOR 2	LAP TIME	MPH	DIFF	TIME OF DAY
1 -	1:09.856	1:10.430	2:20.286	63.83	15.288	10:16:55.182
2 -	1:02.900	1:05.255	2:08.155	69.87	3.157	10:19:03.337
3 -	1:02.649	1:03.606	2:06.255 (2)	70.92	1.257	10:21:09.592
4 -	1:01.247	1:03.751	2:04.998 (1)	71.63		10:23:14.590
5 -	1:02.019	1:05.210	2:07.229 (3)	70.38	2.231	10:25:21.819

P46 66 Mark SMITH		Suzuki - Nick&Brian Scott fisheries				
IDEAL LAP TIME : 2:03.734		BEST LAP TIME : 2:05.036				
		DIFFERENCE : 1.302				
LAP	SECTOR 1	SECTOR 2	LAP TIME	MPH	DIFF	TIME OF DAY
1 -	1:09.125	1:10.736	2:19.861	64.02	14.825	10:17:01.187
2 -	1:02.543	1:05.960	2:08.503	69.68	3.467	10:19:09.690
3 -	1:02.071	1:03.156	2:05.227 (2)	71.50	0.191	10:21:14.917
4 -	1:00.578	1:04.458	2:05.036 (1)	71.61		10:23:19.953
5 -	1:02.938	1:05.391	2:08.329 (3)	69.77	3.293	10:25:28.282

Weather / Track : Cloudy / Dry

Donington Park GP
Circuit Length = 2.4873 miles
Start: 10:14 Flag 10:23 End: 10:25

BMCRC - MRO Championships 2016 - Rnd 2 @ Donington Park GP

MRO Minitwins & Rookie Minitwins(Evens)

QUALIFYING - SECTOR ANALYSIS

SECTOR 1 = FL to I1, SECTOR 2 = I1 to FL, DIFF = Difference To Personal Best Lap

P47 15		Stephen JONES		SUZUKI - MW SOLICITORS			
IDEAL LAP TIME : 2:05.758		BEST LAP TIME : 2:05.758		DIFFERENCE : 0.000			
LAP	SECTOR 1	SECTOR 2	LAP TIME	MPH	DIFF	TIME OF DAY	
1 -	1:09.043	1:07.814	2:16.857 (3)	65.42	11.099	10:19:42.299	
2 -	1:02.925	1:04.000	2:06.925 (2)	70.54	1.167	10:21:49.224	
3 -	1:02.227	1:03.531	2:05.758 (1)	71.20		10:23:54.982	

P48 31		Kelvin EVENDEN		Suzuki - Glosrose Group			
IDEAL LAP TIME : 2:05.185		BEST LAP TIME : 2:05.874		DIFFERENCE : 0.689			
LAP	SECTOR 1	SECTOR 2	LAP TIME	MPH	DIFF	TIME OF DAY	
1 -	1:08.630	1:07.337	2:15.967	65.85	10.093	10:16:55.333	
2 -	1:00.795	1:08.210	2:09.005	69.41	3.131	10:19:04.338	
3 -	1:02.378	1:04.531	2:06.909 (2)	70.55	1.035	10:21:11.247	
4 -	1:01.484	1:04.390	2:05.874 (1)	71.13		10:23:17.121	
5 -	1:02.142	1:04.872	2:07.014 (3)	70.49	1.140	10:25:24.135	

P49 728 RMT		David DOWNING		Suzuki -			
IDEAL LAP TIME : 2:16.050		BEST LAP TIME : 2:16.050		DIFFERENCE : 0.000			
LAP	SECTOR 1	SECTOR 2	LAP TIME	MPH	DIFF	TIME OF DAY	
1 -	1:15.518	1:13.055	2:28.573	60.26	12.523	10:17:21.812	
2 -	1:13.466	1:13.631	2:27.097 (3)	60.87	11.047	10:19:48.909	
3 -	1:13.078	1:09.861	2:22.939 (2)	62.64	6.889	10:22:11.848	
4 -	1:06.894	1:09.156	2:16.050 (1)	65.81		10:24:27.898	

P50 26 RMT		Steven DOLAN		Suzuki -			
IDEAL LAP TIME : 2:21.216		BEST LAP TIME : 2:21.216		DIFFERENCE : 0.000			
LAP	SECTOR 1	SECTOR 2	LAP TIME	MPH	DIFF	TIME OF DAY	
1 -	1:14.479	1:14.927	2:29.406	59.93	8.190	10:17:24.376	
2 -	1:11.573	1:11.506	2:23.079 (2)	62.58	1.863	10:19:47.455	
3 -	1:13.407	1:11.851	2:25.258 (3)	61.64	4.042	10:22:12.713	
4 -	1:10.448	1:10.768	2:21.216 (1)	63.40		10:24:33.929	

BMCRC - MRO Championships 2016 - Rnd 2 @ Donington Park GP

MRO Minitwins & Rookie Minitwins(Evens)

QUALIFYING - BEST SECTORS

SECTOR 1			SECTOR 2			IDEAL / BEST COMPARISON						
POS	NO	NAME	TIME	NO	NAME	TIME	POS	NO	NAME	IDEAL	BEST	DIFF
									PERFECT LAP	1:48.732		
1	2	POVAH	52.721	2	POVAH	56.011	1	2	POVAH	1:48.732	1:48.732	0.000
2	95	ROBERTSON	53.215	86	WITHERINGTON	56.974	2	61	YATES	1:50.543	1:51.648	1.105
3	61	YATES	53.444	61	YATES	57.099	3	95	ROBERTSON	1:50.562	1:50.562	0.000
4	7	HICKLING	53.513	444	WILLIAMS	57.102	4	86	WITHERINGTON	1:50.703	1:50.703	0.000
5	86	WITHERINGTON	53.729	95	ROBERTSON	57.347	5	7	HICKLING	1:50.977	1:50.977	0.000
6	111	FOLKES	54.800	7	HICKLING	57.464	6	444	WILLIAMS	1:52.007	1:53.658	1.651
7	444	WILLIAMS	54.905	58	COSTIN	58.186	7	58	COSTIN	1:53.464	1:54.832	1.368
8	58	COSTIN	55.278	124	BUTLER	58.237	8	111	FOLKES	1:53.946	1:53.946	0.000
9	199	COLLINS	55.647	98	TOPPING	58.657	9	124	BUTLER	1:54.920	1:55.125	0.205
10	69	SHARP	55.812	192	MOFFA	58.781	10	192	MOFFA	1:54.938	1:54.938	0.000
11	22	DOWDS	56.034	22	DOWDS	58.921	11	22	DOWDS	1:54.955	1:55.310	0.355
12	192	MOFFA	56.157	34	JOHNSON	58.976	12	69	SHARP	1:55.062	1:55.062	0.000
13	34	JOHNSON	56.264	5	MANTELL	59.115	13	34	JOHNSON	1:55.240	1:55.240	0.000
14	51	RUTTER	56.430	111	FOLKES	59.146	14	98	TOPPING	1:55.273	1:55.769	0.496
15	139	COPLEY	56.440	69	SHARP	59.250	15	51	RUTTER	1:55.845	1:56.626	0.781
16	74	SINGLETON	56.523	51	RUTTER	59.415	16	199	COLLINS	1:56.084	1:56.084	0.000
17	98	TOPPING	56.616	48	WALLIS	59.457	17	74	SINGLETON	1:56.121	1:56.121	0.000
18	124	BUTLER	56.683	93	WALLIS	59.474	18	139	COPLEY	1:56.123	1:56.123	0.000
19	20	TOUCEDA	56.791	20	TOUCEDA	59.529	19	20	TOUCEDA	1:56.320	1:57.027	0.707
20	81	MAY	57.027	85	KELLY	59.582	20	12	EDWARDS	1:56.960	1:56.960	0.000
21	54	JAMISON	57.137	74	SINGLETON	59.598	21	5	MANTELL	1:56.966	1:57.496	0.530
22	72	MILLER	57.219	139	COPLEY	59.683	22	48	WALLIS	1:56.969	1:56.969	0.000
23	12	EDWARDS	57.254	12	EDWARDS	59.706	23	72	MILLER	1:57.065	1:57.065	0.000
24	48	WALLIS	57.512	72	MILLER	59.846	24	93	WALLIS	1:57.139	1:57.139	0.000
25	23	BECKETT	57.663	38	COUCHMAN	1:00.286	25	81	MAY	1:57.824	1:58.120	0.296
26	93	WALLIS	57.665	199	COLLINS	1:00.437	26	85	KELLY	1:57.999	1:58.699	0.700
27	75	SMITH	57.848	81	MAY	1:00.797	27	54	JAMISON	1:58.267	2:02.760	4.493
28	5	MANTELL	57.851	23	BECKETT	1:00.861	28	23	BECKETT	1:58.524	1:58.635	0.111
29	195	CADIZ	58.121	118	PLUMMER	1:00.892	29	38	COUCHMAN	1:59.070	1:59.245	0.175
30	68	EUSTACE	58.152	68	EUSTACE	1:01.063	30	68	EUSTACE	1:59.215	1:59.215	0.000
31	35	WALSH	58.374	54	JAMISON	1:01.130	31	75	SMITH	1:59.435	1:59.482	0.047
32	42	CARLIN	58.396	42	CARLIN	1:01.157	32	42	CARLIN	1:59.553	1:59.740	0.187
33	85	KELLY	58.417	195	CADIZ	1:01.433	33	195	CADIZ	1:59.554	2:00.370	0.816
34	38	COUCHMAN	58.784	75	SMITH	1:01.587	34	35	WALSH	1:59.996	1:59.996	0.000
35	9	LEWIN	59.145	9	LEWIN	1:01.602	35	118	PLUMMER	2:00.399	2:00.913	0.514
36	97	PACKHAM	59.352	35	WALSH	1:01.622	36	9	LEWIN	2:00.747	2:00.747	0.000
37	118	PLUMMER	59.507	13	TAYLOR	1:01.732	37	13	TAYLOR	2:01.263	2:02.506	1.243
38	13	TAYLOR	59.531	67	DEVALL	1:02.557	38	97	PACKHAM	2:02.255	2:02.312	0.057
39	67	DEVALL	59.805	32	THAY	1:02.726	39	67	DEVALL	2:02.362	2:02.649	0.287
40	32	THAY	1:00.250	888	HOWARD	1:02.840	40	32	THAY	2:02.976	2:03.220	0.244
41	66	SMITH	1:00.578	97	PACKHAM	1:02.903	41	66	SMITH	2:03.734	2:05.036	1.302
42	24	SIMMONS	1:00.687	66	SMITH	1:03.156	42	16	LANSDELL	2:03.933	2:04.958	1.025
43	16	LANSDELL	1:00.739	16	LANSDELL	1:03.194	43	24	SIMMONS	2:04.011	2:04.011	0.000
44	31	EVENDEN	1:00.795	24	SIMMONS	1:03.324	44	55	COPLEY	2:04.853	2:04.998	0.145
45	55	COPLEY	1:01.247	15	JONES	1:03.531	45	888	HOWARD	2:04.925	2:04.925	0.000
46	888	HOWARD	1:02.085	55	COPLEY	1:03.606	46	31	EVENDEN	2:05.185	2:05.874	0.689
47	15	JONES	1:02.227	31	EVENDEN	1:04.390	47	15	JONES	2:05.758	2:05.758	0.000
48	728	DOWNING	1:06.894	728	DOWNING	1:09.156	48	728	DOWNING	2:16.050	2:16.050	0.000
49	26	DOLAN	1:10.448	26	DOLAN	1:10.768	49	26	DOLAN	2:21.216	2:21.216	0.000
50							50	30	PLAYLE		2:01.008	
51												

Weather / Track : Cloudy / Dry

Donington Park GP

Circuit Length = 2.4873 miles

Start: 10:14 Flag 10:23 End: 10:25

Results can be found at www.tsl-timing.com

Printed - 10:26 Saturday, 09 April 2016

BMCRC - MRO Championships 2016 - Rnd 2 @ Donington Park GP



EDiasia Formula 400 inc Sub 64 & Rookies

QUALIFYING - CLASSIFICATION

POS	NO	CL	PIC NAME	ENTRY	TIME	ON	LAPS	GAP	DIFF	MPH
1	2		1 Andrew GILL	Kawasaki - RMKD Racing	1:45.699	3	6			84.71
2	51		2 Emma JARMAN	Kawasaki - RDRacing & EDIAsia	1:48.708	5	6	3.009	3.009	82.37
3	3		3 Gary HENNING	Kawasaki - SGT motorcycles	1:48.779	5	6	3.080	0.071	82.31
4	61	S	1 Oliver FOOKS	Aprilia - Surrey Engineering Plant Services Ltd	1:49.679	5	6	3.980	0.900	81.64
5	48		4 Richie WELSH	Yamaha - EDEN'S BABY EXPERIENCES	1:49.724	5	5	4.025	0.045	81.60
6	127		5 Adam GREEN	Kawasaki - Royal Air Force Motorsport Association	1:50.278	5	5	4.579	0.554	81.19
7	86		6 Mathew SCOTT	Kawasaki -	1:50.462	5	5	4.763	0.184	81.06
8	45		7 Peter MOORE	Yamaha - Curphs Cuttings	1:51.232	5	5	5.533	0.770	80.50
9	143		8 Scott PICKLES	Kawasaki - Ls plumbing and heating	1:51.469	3	5	5.770	0.237	80.33
10	81	S	2 Scott GRANT	Yamaha - SEAGER engineering/Interim FM Solutions	1:51.825	5	5	6.126	0.356	80.07
11	78		9 Keith POVAH	Honda - www.78Plate.com ScreenPrinting	1:52.051	5	5	6.352	0.226	79.91
12	169	R4	1 Bob MASTERS	Honda - Roja Marketing Limited	1:52.172	5	5	6.473	0.121	79.82
13	23*	S	3 Tham EVANS	Honda - Vanilla Electronics	1:53.029	4	5	7.330	0.857	79.22
14	226	R4	2 Adam HARTGROVE	Kawasaki -	1:53.114	4	5	7.415	0.085	79.16
15	22	S	4 Dave HARVIEK	Kawasaki - SW Roofing Group	1:53.124	4	5	7.425	0.010	79.15
16	8	S	5 Darren CORKETT	Honda - Jackson & Phillips	1:53.261	5	5	7.562	0.137	79.06
17	17		10 Ryan VARLEY	Kawasaki -	1:53.432	4	5	7.733	0.171	78.94
18	33	S	6 Carl JOHNSTONE	Yamaha - EDiasia	1:53.557	5	5	7.858	0.125	78.85
19	14		11 Doug EDMONDSON	Yamaha - Wave Racing Developments	1:53.669	5	5	7.970	0.112	78.77
20	13		12 Alex FURNISS	Yamaha - Nikki Furniss	1:53.837	4	4	8.138	0.168	78.66
21	28	S	7 Kurt HODGSON	Honda - some local fools	1:54.760	3	5	9.061	0.923	78.02
22	85		13 James ROBINSON	Honda - claire palastanga ceramics	1:54.820	5	5	9.121	0.060	77.98
23	31	R4	3 Andrew LAWRENCE	Yamaha - Oaks carpentry	1:55.331	3	5	9.632	0.511	77.64
24	148	R4	4 Ashley SINCLAIR	Kawasaki -	1:55.711	4	5	10.012	0.380	77.38
25	65	S	8 Andrew MOXON	Honda -	1:55.901	5	5	10.202	0.190	77.25
26	63		14 Daniel HARDY	Kawasaki - Susan Beddall Holistic Training	1:56.161	4	5	10.462	0.260	77.08
27	29	S	9 Giles HARWOOD	Yamaha -	1:56.845	4	4	11.146	0.684	76.63
28	122		15 Ricky MCGOVERN	Kawasaki -	1:57.242	5	5	11.543	0.397	76.37
29	24	S	10 Harley GODZISZ	Honda -	1:57.446	4	5	11.747	0.204	76.24
30	18	R4	5 Sam DELANEY	Honda -	1:58.318	3	4	12.619	0.872	75.68
31	32	R4	6 Paul HANTON	Yamaha - Oaks carpentry	1:58.707	5	5	13.008	0.389	75.43
32	117	S	11 Kieran BOYCE	Honda - Frank Boyce	1:59.053	4	4	13.354	0.346	75.21
33	90	R4	7 Steve RAPA	Honda - Casteck developments	1:59.632	2	3	13.933	0.579	74.85
34	114*		16 Gary SMITH	Kawasaki - SDC / Mike Smith Tuning	2:00.313	3	3	14.614	0.681	74.42
35	112	S	12 Aaron MELLISH	Honda - Laura Etherington	2:00.673	3	4	14.974	0.360	74.20
36	188	R4	8 Lydia THOMPSON	Kawasaki - Flintstone Racing - David Simons Tuning	2:00.966	3	5	15.267	0.293	74.02
37	104	S	13 David OGDEN	Yamaha - M & M Motorcycles, Cambridge	2:03.411	3	5	17.712	2.445	72.55
38	77		17 Ray PETTY	Kawasaki -	2:03.539	2	4	17.840	0.128	72.48
39	66		18 James CASWELL	Honda -	2:04.954	2	2	19.255	1.415	71.66
40	37	S	14 Nigel KEMP	Kawasaki -	2:05.446	3	5	19.747	0.492	71.38
41	36	R4	9 Mathew COLE	Kawasaki - Hampshire Hypnotherapy	2:07.542	4	4	21.843	2.096	70.20
42	88		19 Peter RANDALL	Kawasaki -	2:10.570	5	5	24.871	3.028	68.57
43	53	R4	10 Robert STEWART	Kawasaki -	2:15.218	4	4	29.519	4.648	66.22
44	134	S	15 Debbie PETTET	Kawasaki -	2:30.628	2	4	44.929	15.410	59.44

* BIKE #114 - NO TRANSPONDER, PLEASE FIX FOR RACING.
 * BIKE #23 - LOW TRANSPONDER BATTERY, PLEASE CHARGE.

Donington Park GP
 Circuit Length = 2.4873 miles
 Start: 10:51 Flag 11:00 End: 11:02

Weather / Track : Cloudy / Dry

These results are provisional until the conclusion of any judicial and technical matters.

Clerk Of Course :	Timekeeper :
-------------------	--------------

Results can be found at www.tsl-timing.com

Printed - 11:03 Saturday, 09 April 2016



BMCRG - MRO Championships 2016 - Rnd 2 @ Donington Park GP

EDlasia Formula 400 inc Sub 64 & Rookies

QUALIFYING - SECTOR ANALYSIS

SECTOR 1 = FL to I1, SECTOR 2 = I1 to FL, DIFF = Difference To Personal Best Lap

P1		2		Andrew GILL		Kawasaki - RMKD Racing	
IDEAL LAP TIME : 1:45.137		BEST LAP TIME : 1:45.699		DIFFERENCE : 0.562			
LAP	SECTOR 1	SECTOR 2	LAP TIME	MPH	DIFF	TIME OF DAY	
1 -	57.320	57.891	1:55.211	77.72	9.512	10:53:13.858	
2 -	53.367	55.659	1:49.026	82.13	3.327	10:55:02.884	
3 -	51.322	54.377	1:45.699 (1)	84.71		10:56:48.583	
4 -	55.909	54.491	1:50.400	81.10	4.701	10:58:38.983	
5 -	50.760	55.816	1:46.576 (2)	84.01	0.877	11:00:25.559	
6 -	53.152	55.682	1:48.834 (3)	82.27	3.135	11:02:14.393	

P2		51		Emma JARMAN		Kawasaki - RDRacing & EDIAsia	
IDEAL LAP TIME : 1:48.708		BEST LAP TIME : 1:48.708		DIFFERENCE : 0.000			
LAP	SECTOR 1	SECTOR 2	LAP TIME	MPH	DIFF	TIME OF DAY	
1 -	57.842	58.147	1:55.989	77.20	7.281	10:53:16.919	
2 -	55.684	57.502	1:53.186	79.11	4.478	10:55:10.105	
3 -	54.407	57.552	1:51.959	79.97	3.251	10:57:02.064	
4 -	53.791	56.100	1:49.891 (2)	81.48	1.183	10:58:51.955	
5 -	53.378	55.330	1:48.708 (1)	82.37		11:00:40.663	
6 -	54.621	55.949	1:50.570 (3)	80.98	1.862	11:02:31.233	

P3		3		Gary HENNING		Kawasaki - SGT motorcycles	
IDEAL LAP TIME : 1:48.765		BEST LAP TIME : 1:48.779		DIFFERENCE : 0.014			
LAP	SECTOR 1	SECTOR 2	LAP TIME	MPH	DIFF	TIME OF DAY	
1 -	56.113	58.097	1:54.210	78.40	5.431	10:53:16.546	
2 -	54.745	58.098	1:52.843	79.35	4.064	10:55:09.389	
3 -	54.404	57.525	1:51.929	80.00	3.150	10:57:01.318	
4 -	53.612	57.395	1:51.007 (3)	80.66	2.228	10:58:52.325	
5 -	53.223	55.556	1:48.779 (1)	82.31		11:00:41.104	
6 -	53.209	56.122	1:49.331 (2)	81.90	0.552	11:02:30.435	

P4		61 S		Oliver FOOKS		Aprilia - Surrey Engineering Plant Services Ltd	
IDEAL LAP TIME : 1:49.679		BEST LAP TIME : 1:49.679		DIFFERENCE : 0.000			
LAP	SECTOR 1	SECTOR 2	LAP TIME	MPH	DIFF	TIME OF DAY	
1 -	55.351	58.907	1:54.258	78.37	4.579	10:53:13.411	
2 -	53.130	57.240	1:50.370	81.13	0.691	10:55:03.781	
3 -	53.096	57.141	1:50.237 (3)	81.22	0.558	10:56:54.018	
4 -	53.341	57.163	1:50.504	81.03	0.825	10:58:44.522	
5 -	52.875	56.804	1:49.679 (1)	81.64		11:00:34.201	
6 -	53.017	56.864	1:49.881 (2)	81.49	0.202	11:02:24.082	

P5		48		Richie WELSH		Yamaha - EDEN'S BABY EXPERIENCES	
IDEAL LAP TIME : 1:49.724		BEST LAP TIME : 1:49.724		DIFFERENCE : 0.000			
LAP	SECTOR 1	SECTOR 2	LAP TIME	MPH	DIFF	TIME OF DAY	
1 -	1:04.279	1:03.273	2:07.552	70.20	17.828	10:54:05.887	
2 -	56.512	1:00.753	1:57.265	76.36	7.541	10:56:03.152	
3 -	55.338	57.811	1:53.149 (3)	79.13	3.425	10:57:56.301	
4 -	55.011	57.400	1:52.411 (2)	79.65	2.687	10:59:48.712	
5 -	53.427	56.297	1:49.724 (1)	81.60		11:01:38.436	

P6		127		Adam GREEN		Kawasaki - Royal Air Force Motorsport Association	
IDEAL LAP TIME : 1:50.278		BEST LAP TIME : 1:50.278		DIFFERENCE : 0.000			
LAP	SECTOR 1	SECTOR 2	LAP TIME	MPH	DIFF	TIME OF DAY	
1 -	1:04.080	1:06.558	2:10.638	68.54	20.360	10:54:05.156	
2 -	56.863	59.572	1:56.435	76.90	6.157	10:56:01.591	
3 -	55.970	58.169	1:54.139 (3)	78.45	3.861	10:57:55.730	
4 -	56.601	57.373	1:53.974 (2)	78.56	3.696	10:59:49.704	
5 -	54.149	56.129	1:50.278 (1)	81.19		11:01:39.982	

Weather / Track : Cloudy / Dry

Donington Park GP
Circuit Length = 2.4873 miles
Start: 10:51 Flag 11:00 End: 11:02

BMCRC - MRO Championships 2016 - Rnd 2 @ Donington Park GP

EDlasia Formula 400 inc Sub 64 & Rookies

QUALIFYING - SECTOR ANALYSIS

SECTOR 1 = FL to I1, SECTOR 2 = I1 to FL, DIFF = Difference To Personal Best Lap

P7 86 Mathew SCOTT		Kawasaki -				
IDEAL LAP TIME : 1:50.462		BEST LAP TIME : 1:50.462		DIFFERENCE : 0.000		
LAP	SECTOR 1	SECTOR 2	LAP TIME	MPH	DIFF	TIME OF DAY
1 -	1:05.994	1:02.367	2:08.361	69.75	17.899	10:53:42.834
2 -	59.879	1:01.907	2:01.786	73.52	11.324	10:55:44.620
3 -	54.736	58.696	1:53.432 (3)	78.94	2.970	10:57:38.052
4 -	55.089	58.000	1:53.089 (2)	79.18	2.627	10:59:31.141
5 -	53.289	57.173	1:50.462 (1)	81.06		11:01:21.603

P8 45 Peter MOORE		Yamaha - Curphs Cuttings				
IDEAL LAP TIME : 1:51.232		BEST LAP TIME : 1:51.232		DIFFERENCE : 0.000		
LAP	SECTOR 1	SECTOR 2	LAP TIME	MPH	DIFF	TIME OF DAY
1 -	1:08.803	1:08.569	2:17.372	65.18	26.140	10:53:52.462
2 -	1:07.528	1:04.539	2:12.067	67.80	20.835	10:56:04.529
3 -	56.784	58.215	1:54.999 (3)	77.86	3.767	10:57:59.528
4 -	56.374	58.222	1:54.596 (2)	78.13	3.364	10:59:54.124
5 -	54.255	56.977	1:51.232 (1)	80.50		11:01:45.356

P9 143 Scott PICKLES		Kawasaki - Ls plumbing and heating				
IDEAL LAP TIME : 1:51.155		BEST LAP TIME : 1:51.469		DIFFERENCE : 0.314		
LAP	SECTOR 1	SECTOR 2	LAP TIME	MPH	DIFF	TIME OF DAY
1 -	1:01.395	1:01.328	2:02.723	72.96	11.254	10:53:36.116
2 -	56.674	57.126	1:53.800 (2)	78.68	2.331	10:55:29.916
3 -	54.110	57.359	1:51.469 (1)	80.33		10:57:21.385
4 -	54.029	1:00.024	1:54.053 (3)	78.51	2.584	10:59:15.438
5 -	56.353	58.240	1:54.593	78.14	3.124	11:01:10.031

P10 81 S Scott GRANT		Yamaha - SEAGER engineering/Interim FM Solutions				
IDEAL LAP TIME : 1:51.825		BEST LAP TIME : 1:51.825		DIFFERENCE : 0.000		
LAP	SECTOR 1	SECTOR 2	LAP TIME	MPH	DIFF	TIME OF DAY
1 -	1:06.655	1:04.245	2:10.900	68.40	19.075	10:54:03.242
2 -	57.000	1:01.368	1:58.368	75.64	6.543	10:56:01.610
3 -	56.259	59.541	1:55.800 (3)	77.32	3.975	10:57:57.410
4 -	56.036	57.657	1:53.693 (2)	78.75	1.868	10:59:51.103
5 -	54.226	57.599	1:51.825 (1)	80.07		11:01:42.928

P11 78 Keith POVAH		Honda - www.78Plate.com ScreenPrinting				
IDEAL LAP TIME : 1:52.051		BEST LAP TIME : 1:52.051		DIFFERENCE : 0.000		
LAP	SECTOR 1	SECTOR 2	LAP TIME	MPH	DIFF	TIME OF DAY
1 -	1:04.840	1:06.270	2:11.110	68.29	19.059	10:54:34.063
2 -	59.851	1:02.605	2:02.456	73.12	10.405	10:56:36.519
3 -	57.387	58.991	1:56.378 (3)	76.94	4.327	10:58:32.897
4 -	55.595	57.983	1:53.578 (2)	78.83	1.527	11:00:26.475
5 -	55.118	56.933	1:52.051 (1)	79.91		11:02:18.526

P12 169 R4 Bob MASTERS		Honda - Roja Marketing Limited				
IDEAL LAP TIME : 1:51.843		BEST LAP TIME : 1:52.172		DIFFERENCE : 0.329		
LAP	SECTOR 1	SECTOR 2	LAP TIME	MPH	DIFF	TIME OF DAY
1 -	1:09.944	1:09.153	2:19.097	64.37	26.925	10:53:50.911
2 -	1:06.741	1:01.952	2:08.693	69.57	16.521	10:55:59.604
3 -	57.581	59.575	1:57.156 (3)	76.43	4.984	10:57:56.760
4 -	55.990	57.910	1:53.900 (2)	78.61	1.728	10:59:50.660
5 -	53.933	58.239	1:52.172 (1)	79.82		11:01:42.832

P13 23 S Tham EVANS		Honda - Vanilla Electronics				
IDEAL LAP TIME : 1:53.029		BEST LAP TIME : 1:53.029		DIFFERENCE : 0.000		
LAP	SECTOR 1	SECTOR 2	LAP TIME	MPH	DIFF	TIME OF DAY

Weather / Track : Cloudy / Dry

Donington Park GP
Circuit Length = 2.4873 miles
Start: 10:51 Flag 11:00 End: 11:02

BMCRC - MRO Championships 2016 - Rnd 2 @ Donington Park GP

EDlasia Formula 400 inc Sub 64 & Rookies

QUALIFYING - SECTOR ANALYSIS

SECTOR 1 = FL to I1, SECTOR 2 = I1 to FL, DIFF = Difference To Personal Best Lap

1 -	1:02.414	1:01.661	2:04.075	72.16	11.046	10:54:49.365
2 -	57.431	1:00.951	1:58.382	75.64	5.353	10:56:47.747
3 -	57.288	59.938	1:57.226 (3)	76.38	4.197	10:58:44.973
4 -	55.115	57.914	1:53.029 (1)	79.22		11:00:38.002
5 -	55.874	58.425	1:54.299 (2)	78.34	1.270	11:02:32.301

P14 226 R4 Adam HARTGROVE			Kawasaki -			
IDEAL LAP TIME : 1:52.602		BEST LAP TIME : 1:53.114		DIFFERENCE : 0.512		
LAP	SECTOR 1	SECTOR 2	LAP TIME	MPH	DIFF	TIME OF DAY
1 -	59.094	59.823	1:58.917	75.30	5.803	10:53:22.021
2 -	55.477	58.341	1:53.818	78.67	0.704	10:55:15.839
3 -	55.624	57.959	1:53.583 (2)	78.83	0.469	10:57:09.422
4 -	54.643	58.471	1:53.114 (1)	79.16		10:59:02.536
5 -	55.223	58.511	1:53.734 (3)	78.73	0.620	11:00:56.270

P15 22 S Dave HARVIEK			Kawasaki - SW Roofing Group			
IDEAL LAP TIME : 1:53.124		BEST LAP TIME : 1:53.124		DIFFERENCE : 0.000		
LAP	SECTOR 1	SECTOR 2	LAP TIME	MPH	DIFF	TIME OF DAY
1 -	1:01.553	1:03.112	2:04.665	71.82	11.541	10:53:26.884
2 -	57.490	1:00.177	1:57.667	76.09	4.543	10:55:24.551
3 -	56.579	1:00.239	1:56.818 (3)	76.65	3.694	10:57:21.369
4 -	55.097	58.027	1:53.124 (1)	79.15		10:59:14.493
5 -	56.207	58.381	1:54.588 (2)	78.14	1.464	11:01:09.081

P16 8 S Darren CORKETT			Honda - Jackson & Phillips			
IDEAL LAP TIME : 1:53.261		BEST LAP TIME : 1:53.261		DIFFERENCE : 0.000		
LAP	SECTOR 1	SECTOR 2	LAP TIME	MPH	DIFF	TIME OF DAY
1 -	1:01.257	1:06.407	2:07.664	70.14	14.403	10:54:34.803
2 -	59.621	1:02.763	2:02.384	73.16	9.123	10:56:37.187
3 -	57.185	59.471	1:56.656 (3)	76.75	3.395	10:58:33.843
4 -	54.936	58.967	1:53.903 (2)	78.61	0.642	11:00:27.746
5 -	54.888	58.373	1:53.261 (1)	79.06		11:02:21.007

P17 17 Ryan VARLEY			Kawasaki -			
IDEAL LAP TIME : 1:52.210		BEST LAP TIME : 1:53.432		DIFFERENCE : 1.222		
LAP	SECTOR 1	SECTOR 2	LAP TIME	MPH	DIFF	TIME OF DAY
1 -	1:05.957	1:04.503	2:10.460	68.63	17.028	10:54:31.231
2 -	58.481	1:00.957	1:59.438	74.97	6.006	10:56:30.669
3 -	55.229	59.121	1:54.350 (2)	78.30	0.918	10:58:25.019
4 -	56.451	56.981	1:53.432 (1)	78.94		11:00:18.451
5 -	56.534	58.498	1:55.032 (3)	77.84	1.600	11:02:13.483

P18 33 S Carl JOHNSTONE			Yamaha - EDlasia			
IDEAL LAP TIME : 1:53.557		BEST LAP TIME : 1:53.557		DIFFERENCE : 0.000		
LAP	SECTOR 1	SECTOR 2	LAP TIME	MPH	DIFF	TIME OF DAY
1 -	58.878	1:00.437	1:59.315	75.04	5.758	10:53:20.035
2 -	57.688	59.730	1:57.418	76.26	3.861	10:55:17.453
3 -	56.144	59.453	1:55.597 (3)	77.46	2.040	10:57:13.050
4 -	55.831	58.824	1:54.655 (2)	78.09	1.098	10:59:07.705
5 -	54.816	58.741	1:53.557 (1)	78.85		11:01:01.262

P19 14 Doug EDMONDSON			Yamaha - Wave Racing Developments			
IDEAL LAP TIME : 1:53.499		BEST LAP TIME : 1:53.669		DIFFERENCE : 0.170		
LAP	SECTOR 1	SECTOR 2	LAP TIME	MPH	DIFF	TIME OF DAY
1 -	1:01.351	1:00.997	2:02.348	73.18	8.679	10:53:37.418
2 -	56.783	1:01.086	1:57.869	75.96	4.200	10:55:35.287
3 -	55.657	58.779	1:54.436 (2)	78.24	0.767	10:57:29.723
4 -	55.895	59.330	1:55.225 (3)	77.71	1.556	10:59:24.948

Weather / Track : Cloudy / Dry

Donington Park GP
Circuit Length = 2.4873 miles
Start: 10:51 Flag 11:00 End: 11:02

BMCRG - MRO Championships 2016 - Rnd 2 @ Donington Park GP

EDlasia Formula 400 inc Sub 64 & Rookies

QUALIFYING - SECTOR ANALYSIS

SECTOR 1 = FL to I1, SECTOR 2 = I1 to FL, DIFF = Difference To Personal Best Lap

5 - 55.827 **57.842** **1:53.669 (1)** **78.77** **11:01:18.617**

P20 13		Alex FURNISS		Yamaha - Nikki Furnuss			
IDEAL LAP TIME : 1:53.837		BEST LAP TIME : 1:53.837		DIFFERENCE : 0.000			
LAP	SECTOR 1	SECTOR 2	LAP TIME	MPH	DIFF	TIME OF DAY	
1 -	1:03.141	1:04.334	2:07.475	70.24	13.638	10:55:44.065	
2 -	58.107	1:00.030	1:58.137 (3)	75.79	4.300	10:57:42.202	
3 -	56.267	57.901	1:54.168 (2)	78.43	0.331	10:59:36.370	
4 -	56.036	57.801	1:53.837 (1)	78.66		11:01:30.207	

P21 28 S		Kurt HODGSON		Honda - some local fools			
IDEAL LAP TIME : 1:54.435		BEST LAP TIME : 1:54.760		DIFFERENCE : 0.325			
LAP	SECTOR 1	SECTOR 2	LAP TIME	MPH	DIFF	TIME OF DAY	
1 -	1:03.639	1:03.065	2:06.704	70.67	11.944	10:53:50.869	
2 -	58.555	59.239	1:57.794 (3)	76.01	3.034	10:55:48.663	
3 -	56.716	58.044	1:54.760 (1)	78.02		10:57:43.423	
4 -	1:13.526	1:09.126	2:22.652	62.77	27.892	11:00:06.075	
5 -	56.391	1:01.120	1:57.511 (2)	76.20	2.751	11:02:03.586	

P22 85		James ROBINSON		Honda - claire palastanga ceramics			
IDEAL LAP TIME : 1:54.820		BEST LAP TIME : 1:54.820		DIFFERENCE : 0.000			
LAP	SECTOR 1	SECTOR 2	LAP TIME	MPH	DIFF	TIME OF DAY	
1 -	1:04.556	1:05.325	2:09.881	68.94	15.061	10:54:08.662	
2 -	58.037	1:00.663	1:58.700	75.43	3.880	10:56:07.362	
3 -	57.180	1:00.436	1:57.616 (3)	76.13	2.796	10:58:04.978	
4 -	57.896	59.283	1:57.179 (2)	76.41	2.359	11:00:02.157	
5 -	56.377	58.443	1:54.820 (1)	77.98		11:01:56.977	

P23 31 R4		Andrew LAWRENCE		Yamaha - Oaks carpentry			
IDEAL LAP TIME : 1:54.314		BEST LAP TIME : 1:55.331		DIFFERENCE : 1.017			
LAP	SECTOR 1	SECTOR 2	LAP TIME	MPH	DIFF	TIME OF DAY	
1 -	1:01.675	1:05.216	2:06.891	70.56	11.560	10:53:31.765	
2 -	1:01.587	1:02.494	2:04.081	72.16	8.750	10:55:35.846	
3 -	56.137	59.194	1:55.331 (1)	77.64		10:57:31.177	
4 -	55.881	1:00.908	1:56.789 (3)	76.67	1.458	10:59:27.966	
5 -	55.120	1:00.376	1:55.496 (2)	77.53	0.165	11:01:23.462	

P24 148 R4		Ashley SINCLAIR		Kawasaki -			
IDEAL LAP TIME : 1:55.398		BEST LAP TIME : 1:55.711		DIFFERENCE : 0.313			
LAP	SECTOR 1	SECTOR 2	LAP TIME	MPH	DIFF	TIME OF DAY	
1 -	1:11.501	1:10.752	2:22.253	62.94	26.542	10:54:02.134	
2 -	58.737	1:02.663	2:01.400	73.75	5.689	10:56:03.534	
3 -	58.188	59.230	1:57.418 (2)	76.26	1.707	10:58:00.952	
4 -	56.352	59.359	1:55.711 (1)	77.38		10:59:56.663	
5 -	58.775	59.046	1:57.821 (3)	76.00	2.110	11:01:54.484	

P25 65 S		Andrew MOXON		Honda -			
IDEAL LAP TIME : 1:55.569		BEST LAP TIME : 1:55.901		DIFFERENCE : 0.332			
LAP	SECTOR 1	SECTOR 2	LAP TIME	MPH	DIFF	TIME OF DAY	
1 -	1:05.363	1:06.259	2:11.622	68.03	15.721	10:53:40.638	
2 -	1:00.162	1:00.768	2:00.930	74.04	5.029	10:55:41.568	
3 -	56.835	1:00.195	1:57.030 (3)	76.51	1.129	10:57:38.598	
4 -	56.121	1:00.055	1:56.176 (2)	77.07	0.275	10:59:34.774	
5 -	56.453	59.448	1:55.901 (1)	77.25		11:01:30.675	

Weather / Track : Cloudy / Dry

Donington Park GP
Circuit Length = 2.4873 miles
Start: 10:51 Flag 11:00 End: 11:02

BMCRC - MRO Championships 2016 - Rnd 2 @ Donington Park GP

EDlasia Formula 400 inc Sub 64 & Rookies

QUALIFYING - SECTOR ANALYSIS

SECTOR 1 = FL to I1, SECTOR 2 = I1 to FL, DIFF = Difference To Personal Best Lap

P26 63 Daniel HARDY		Kawasaki - Susan Beddall Holistic Training				
IDEAL LAP TIME : 1:56.068		BEST LAP TIME : 1:56.161				
		DIFFERENCE : 0.093				
LAP	SECTOR 1	SECTOR 2	LAP TIME	MPH	DIFF	TIME OF DAY
1 -	1:04.708	1:03.560	2:08.268	69.81	12.107	10:53:41.622
2 -	1:00.170	1:03.466	2:03.636	72.42	7.475	10:55:45.258
3 -	57.552	1:00.272	1:57.824 (3)	75.99	1.663	10:57:43.082
4 -	56.908	59.253	1:56.161 (1)	77.08		10:59:39.243
5 -	56.815	59.706	1:56.521 (2)	76.84	0.360	11:01:35.764

P27 29 S Giles HARWOOD		Yamaha -				
IDEAL LAP TIME : 1:56.845		BEST LAP TIME : 1:56.845				
		DIFFERENCE : 0.000				
LAP	SECTOR 1	SECTOR 2	LAP TIME	MPH	DIFF	TIME OF DAY
1 -	1:24.056	1:09.298	2:33.354	58.39	36.509	10:54:59.113
2 -	1:01.453	1:02.687	2:04.140 (3)	72.13	7.295	10:57:03.253
3 -	58.505	1:01.377	1:59.882 (2)	74.69	3.037	10:59:03.135
4 -	56.852	59.993	1:56.845 (1)	76.63		11:00:59.980

P28 122 Ricky MCGOVERN		Kawasaki -				
IDEAL LAP TIME : 1:57.242		BEST LAP TIME : 1:57.242				
		DIFFERENCE : 0.000				
LAP	SECTOR 1	SECTOR 2	LAP TIME	MPH	DIFF	TIME OF DAY
1 -	1:06.824	1:09.164	2:15.988	65.84	18.746	10:54:12.041
2 -	1:04.322	1:05.147	2:09.469	69.16	12.227	10:56:21.510
3 -	1:01.043	1:01.946	2:02.989 (3)	72.80	5.747	10:58:24.499
4 -	59.659	1:01.616	2:01.275 (2)	73.83	4.033	11:00:25.774
5 -	56.884	1:00.358	1:57.242 (1)	76.37		11:02:23.016

P29 24 S Harley GODZISZ		Honda -				
IDEAL LAP TIME : 1:57.446		BEST LAP TIME : 1:57.446				
		DIFFERENCE : 0.000				
LAP	SECTOR 1	SECTOR 2	LAP TIME	MPH	DIFF	TIME OF DAY
1 -	1:01.250	1:02.155	2:03.405	72.56	5.959	10:54:47.663
2 -	58.963	1:00.566	1:59.529	74.91	2.083	10:56:47.192
3 -	59.066	59.789	1:58.855 (2)	75.33	1.409	10:58:46.047
4 -	58.064	59.382	1:57.446 (1)	76.24		11:00:43.493
5 -	58.891	1:00.407	1:59.298 (3)	75.05	1.852	11:02:42.791

P30 18 R4 Sam DELANEY		Honda -				
IDEAL LAP TIME : 1:58.318		BEST LAP TIME : 1:58.318				
		DIFFERENCE : 0.000				
LAP	SECTOR 1	SECTOR 2	LAP TIME	MPH	DIFF	TIME OF DAY
1 -	1:02.948	1:04.413	2:07.361	70.30	9.043	10:55:37.123
2 -	58.436	1:00.914	1:59.350 (2)	75.02	1.032	10:57:36.473
3 -	57.466	1:00.852	1:58.318 (1)	75.68		10:59:34.791
4 -	58.298	1:01.440	1:59.738 (3)	74.78	1.420	11:01:34.529

P31 32 R4 Paul HANTON		Yamaha - Oaks carpentry				
IDEAL LAP TIME : 1:58.707		BEST LAP TIME : 1:58.707				
		DIFFERENCE : 0.000				
LAP	SECTOR 1	SECTOR 2	LAP TIME	MPH	DIFF	TIME OF DAY
1 -	1:03.084	1:05.825	2:08.909	69.46	10.202	10:53:34.382
2 -	1:00.915	1:02.576	2:03.491	72.51	4.784	10:55:37.873
3 -	1:00.091	1:02.756	2:02.847 (3)	72.89	4.140	10:57:40.720
4 -	58.990	1:00.870	1:59.860 (2)	74.70	1.153	10:59:40.580
5 -	58.835	59.872	1:58.707 (1)	75.43		11:01:39.287

P32 117 S Kieran BOYCE		Honda - Frank Boyce				
IDEAL LAP TIME : 1:59.053		BEST LAP TIME : 1:59.053				
		DIFFERENCE : 0.000				
LAP	SECTOR 1	SECTOR 2	LAP TIME	MPH	DIFF	TIME OF DAY
1 -	1:06.476	1:06.101	2:12.577	67.54	13.524	10:55:21.010
2 -	59.714	1:02.457	2:02.171 (3)	73.29	3.118	10:57:23.181

Weather / Track : Cloudy / Dry

Donington Park GP
Circuit Length = 2.4873 miles
Start: 10:51 Flag 11:00 End: 11:02

BMCRG - MRO Championships 2016 - Rnd 2 @ Donington Park GP

EDlasia Formula 400 inc Sub 64 & Rookies

QUALIFYING - SECTOR ANALYSIS

SECTOR 1 = FL to I1, SECTOR 2 = I1 to FL, DIFF = Difference To Personal Best Lap

3 -	59.114	1:02.365	2:01.479 (2)	73.71	2.426	10:59:24.660
4 -	57.862	1:01.191	1:59.053 (1)	75.21		11:01:23.713

P33 90 R4 Steve RAPA	Honda - Castech developments					
IDEAL LAP TIME : 1:57.980	BEST LAP TIME : 1:59.632		DIFFERENCE : 1.652			
LAP	SECTOR 1	SECTOR 2	LAP TIME	MPH	DIFF	TIME OF DAY
1 -	1:02.916	1:06.467	2:09.383 (3)	69.20	9.751	10:58:22.765
2 -	58.788	1:00.844	1:59.632 (1)	74.85		11:00:22.397
3 -	57.136	1:03.135	2:00.271 (2)	74.45	0.639	11:02:22.668

P34 114 Gary SMITH	Kawasaki - SDC / Mike Smith Tuning					
IDEAL LAP TIME :	BEST LAP TIME : 2:00.313		DIFFERENCE :			
LAP	SECTOR 1	SECTOR 2	LAP TIME	MPH	DIFF	TIME OF DAY
1 -			2:00.929 (2)	74.04	0.616	10:54:10.460
2 -			2:01.340 (3)	73.79	1.027	10:56:11.800
3 -			2:00.313 (1)	74.42		10:58:12.113

P35 112 S Aaron MELLISH	Honda - Laura Etherington					
IDEAL LAP TIME : 2:00.673	BEST LAP TIME : 2:00.673		DIFFERENCE : 0.000			
LAP	SECTOR 1	SECTOR 2	LAP TIME	MPH	DIFF	TIME OF DAY
1 -	1:04.485	1:06.030	2:10.515 (3)	68.60	9.842	10:53:37.193
2 -			4:33.254	32.76	2:32.581	10:58:10.447
3 -	59.736	1:00.937	2:00.673 (1)	74.20		11:00:11.120
4 -	1:00.598	1:00.957	2:01.555 (2)	73.66	0.882	11:02:12.675

P36 188 R4 Lydia THOMPSON	Kawasaki - Flintstone Racing - David Simons Tuning					
IDEAL LAP TIME : 2:00.966	BEST LAP TIME : 2:00.966		DIFFERENCE : 0.000			
LAP	SECTOR 1	SECTOR 2	LAP TIME	MPH	DIFF	TIME OF DAY
1 -	1:04.221	1:06.038	2:10.259	68.74	9.293	10:53:39.467
2 -	1:01.886	1:05.232	2:07.118 (2)	70.44	6.152	10:55:46.585
3 -	58.131	1:02.835	2:00.966 (1)	74.02		10:57:47.551
4 -	1:04.317	1:03.500	2:07.817	70.05	6.851	10:59:55.368
5 -	1:02.000	1:05.324	2:07.324 (3)	70.32	6.358	11:02:02.692

P37 104 S David OGDEN	Yamaha - M & M Motorcycles, Cambridge					
IDEAL LAP TIME : 2:03.411	BEST LAP TIME : 2:03.411		DIFFERENCE : 0.000			
LAP	SECTOR 1	SECTOR 2	LAP TIME	MPH	DIFF	TIME OF DAY
1 -	1:09.709	1:08.113	2:17.822	64.97	14.411	10:53:50.234
2 -	1:08.506	1:02.591	2:11.097	68.30	7.686	10:56:01.331
3 -	1:01.230	1:02.181	2:03.411 (1)	72.55		10:58:04.742
4 -	1:01.587	1:04.215	2:05.802 (2)	71.17	2.391	11:00:10.544
5 -	1:03.632	1:03.810	2:07.442 (3)	70.26	4.031	11:02:17.986

P38 77 Ray PETTY	Kawasaki -					
IDEAL LAP TIME : 2:02.426	BEST LAP TIME : 2:03.539		DIFFERENCE : 1.113			
LAP	SECTOR 1	SECTOR 2	LAP TIME	MPH	DIFF	TIME OF DAY
1 -	1:02.565	1:04.632	2:07.197 (2)	70.39	3.658	10:53:33.575
2 -	1:00.179	1:03.360	2:03.539 (1)	72.48		10:55:37.114
3 -	59.066	1:14.602	2:13.668	66.99	10.129	10:57:50.782
4 -	1:03.549	1:06.555	2:10.104 (3)	68.82	6.565	11:00:00.886

P39 66 James CASWELL	Honda -					
IDEAL LAP TIME : 2:04.954	BEST LAP TIME : 2:04.954		DIFFERENCE : 0.000			
LAP	SECTOR 1	SECTOR 2	LAP TIME	MPH	DIFF	TIME OF DAY
1 -	1:10.305	1:05.880	2:16.185 (2)	65.75	11.231	10:58:53.566
2 -	1:00.700	1:04.254	2:04.954 (1)	71.66		11:00:58.520

Weather / Track : Cloudy / Dry

Donington Park GP
Circuit Length = 2.4873 miles
Start: 10:51 Flag 11:00 End: 11:02

BMCRG - MRO Championships 2016 - Rnd 2 @ Donington Park GP

EDlasia Formula 400 inc Sub 64 & Rookies

QUALIFYING - SECTOR ANALYSIS

SECTOR 1 = FL to I1, SECTOR 2 = I1 to FL, DIFF = Difference To Personal Best Lap

P40 37 S Nigel KEMP		Kawasaki -				
IDEAL LAP TIME : 2:04.245		BEST LAP TIME : 2:05.446		DIFFERENCE : 1.201		
LAP	SECTOR 1	SECTOR 2	LAP TIME	MPH	DIFF	TIME OF DAY
1 -	1:08.171	1:08.669	2:16.840	65.43	11.394	10:53:51.798
2 -	1:06.741	1:05.017	2:11.758	67.96	6.312	10:56:03.556
3 -	1:02.415	1:03.031	2:05.446 (1)	71.38		10:58:09.002
4 -	1:02.366	1:04.965	2:07.331 (3)	70.32	1.885	11:00:16.333
5 -	1:01.214	1:04.591	2:05.805 (2)	71.17	0.359	11:02:22.138

P41 36 R4 Mathew COLE		Kawasaki - Hampshire Hypnotherapy				
IDEAL LAP TIME : 2:07.542		BEST LAP TIME : 2:07.542		DIFFERENCE : 0.000		
LAP	SECTOR 1	SECTOR 2	LAP TIME	MPH	DIFF	TIME OF DAY
1 -	1:07.694	1:08.994	2:16.688	65.51	9.146	10:55:09.995
2 -	1:04.300	1:07.283	2:11.583 (3)	68.05	4.041	10:57:21.578
3 -	1:03.724	1:05.989	2:09.713 (2)	69.03	2.171	10:59:31.291
4 -	1:01.885	1:05.657	2:07.542 (1)	70.20		11:01:38.833

P42 88 Peter RANDALL		Kawasaki -				
IDEAL LAP TIME : 2:10.570		BEST LAP TIME : 2:10.570		DIFFERENCE : 0.000		
LAP	SECTOR 1	SECTOR 2	LAP TIME	MPH	DIFF	TIME OF DAY
1 -	1:10.006	1:08.601	2:18.607	64.60	8.037	10:53:49.880
2 -	1:09.494	1:08.696	2:18.190	64.79	7.620	10:56:08.070
3 -	1:07.618	1:06.782	2:14.400 (3)	66.62	3.830	10:58:22.470
4 -	1:06.290	1:05.622	2:11.912 (2)	67.88	1.342	11:00:34.382
5 -	1:05.276	1:05.294	2:10.570 (1)	68.57		11:02:44.952

P43 53 R4 Robert STEWART		Kawasaki -				
IDEAL LAP TIME : 2:15.218		BEST LAP TIME : 2:15.218		DIFFERENCE : 0.000		
LAP	SECTOR 1	SECTOR 2	LAP TIME	MPH	DIFF	TIME OF DAY
1 -	1:15.391	1:14.305	2:29.696	59.81	14.478	10:54:07.353
2 -	1:11.733	1:13.091	2:24.824 (3)	61.82	9.606	10:56:32.177
3 -	1:09.652	1:07.939	2:17.591 (2)	65.08	2.373	10:58:49.768
4 -	1:08.099	1:07.119	2:15.218 (1)	66.22		11:01:04.986

P44 134 S Debbie PETTET		Kawasaki -				
IDEAL LAP TIME : 2:28.963		BEST LAP TIME : 2:30.628		DIFFERENCE : 1.665		
LAP	SECTOR 1	SECTOR 2	LAP TIME	MPH	DIFF	TIME OF DAY
1 -	1:15.299	1:17.174	2:32.473	58.72	1.845	10:54:05.870
2 -	1:12.830	1:17.798	2:30.628 (1)	59.44		10:56:36.498
3 -	1:14.942	1:16.133	2:31.075 (3)	59.27	0.447	10:59:07.573
4 -	1:14.456	1:16.596	2:31.052 (2)	59.28	0.424	11:01:38.625

BMCRC - MRO Championships 2016 - Rnd 2 @ Donington Park GP

EDlasia Formula 400 inc Sub 64 & Rookies

QUALIFYING - BEST SECTORS

SECTOR 1				SECTOR 2				IDEAL / BEST COMPARISON				
POS	NO	NAME	TIME	NO	NAME	TIME	POS	NO	NAME	IDEAL	BEST	DIFF
1	2	GILL	50.760	2	GILL	54.377	1	2	GILL	1:45.137	1:45.699	0.562
2	61	FOOKS	52.875	51	JARMAN	55.330	2	51	JARMAN	1:48.708	1:48.708	0.000
3	3	HENNING	53.209	3	HENNING	55.556	3	3	HENNING	1:48.765	1:48.779	0.014
4	86	SCOTT	53.289	127	GREEN	56.129	4	61	FOOKS	1:49.679	1:49.679	0.000
5	51	JARMAN	53.378	48	WELSH	56.297	5	48	WELSH	1:49.724	1:49.724	0.000
6	48	WELSH	53.427	61	FOOKS	56.804	6	127	GREEN	1:50.278	1:50.278	0.000
7	169	MASTERS	53.933	78	POVAH	56.933	7	86	SCOTT	1:50.462	1:50.462	0.000
8	143	PICKLES	54.029	45	MOORE	56.977	8	143	PICKLES	1:51.155	1:51.469	0.314
9	127	GREEN	54.149	17	VARLEY	56.981	9	45	MOORE	1:51.232	1:51.232	0.000
10	81	GRANT	54.226	143	PICKLES	57.126	10	81	GRANT	1:51.825	1:51.825	0.000
11	45	MOORE	54.255	86	SCOTT	57.173	11	169	MASTERS	1:51.843	1:52.172	0.329
12	226	HARTGROVE	54.643	81	GRANT	57.599	12	78	POVAH	1:52.051	1:52.051	0.000
13	33	JOHNSTONE	54.816	13	FURNISS	57.801	13	17	VARLEY	1:52.210	1:53.432	1.222
14	8	CORKETT	54.888	14	EDMONDSON	57.842	14	226	HARTGROVE	1:52.602	1:53.114	0.512
15	22	HARVIEK	55.097	169	MASTERS	57.910	15	23	EVANS	1:53.029	1:53.029	0.000
16	23	EVANS	55.115	23	EVANS	57.914	16	22	HARVIEK	1:53.124	1:53.124	0.000
17	78	POVAH	55.118	226	HARTGROVE	57.959	17	8	CORKETT	1:53.261	1:53.261	0.000
18	31	LAWRENCE	55.120	22	HARVIEK	58.027	18	14	EDMONDSON	1:53.499	1:53.669	0.170
19	17	VARLEY	55.229	28	HODGSON	58.044	19	33	JOHNSTONE	1:53.557	1:53.557	0.000
20	14	EDMONDSON	55.657	8	CORKETT	58.373	20	13	FURNISS	1:53.837	1:53.837	0.000
21	13	FURNISS	56.036	85	ROBINSON	58.443	21	31	LAWRENCE	1:54.314	1:55.331	1.017
22	65	MOXON	56.121	33	JOHNSTONE	58.741	22	28	HODGSON	1:54.435	1:54.760	0.325
23	148	SINCLAIR	56.352	148	SINCLAIR	59.046	23	85	ROBINSON	1:54.820	1:54.820	0.000
24	85	ROBINSON	56.377	31	LAWRENCE	59.194	24	148	SINCLAIR	1:55.398	1:55.711	0.313
25	28	HODGSON	56.391	63	HARDY	59.253	25	65	MOXON	1:55.569	1:55.901	0.332
26	63	HARDY	56.815	24	GODZISZ	59.382	26	63	HARDY	1:56.068	1:56.161	0.093
27	29	HARWOOD	56.852	65	MOXON	59.448	27	29	HARWOOD	1:56.845	1:56.845	0.000
28	122	MCGOVERN	56.884	32	HANTON	59.872	28	122	MCGOVERN	1:57.242	1:57.242	0.000
29	90	RAPA	57.136	29	HARWOOD	59.993	29	24	GODZISZ	1:57.446	1:57.446	0.000
30	18	DELANEY	57.466	122	MCGOVERN	1:00.358	30	90	RAPA	1:57.980	1:59.632	1.652
31	117	BOYCE	57.862	90	RAPA	1:00.844	31	18	DELANEY	1:58.318	1:58.318	0.000
32	24	GODZISZ	58.064	18	DELANEY	1:00.852	32	32	HANTON	1:58.707	1:58.707	0.000
33	188	THOMPSON	58.131	112	MELLISH	1:00.937	33	117	BOYCE	1:59.053	1:59.053	0.000
34	32	HANTON	58.835	117	BOYCE	1:01.191	34	112	MELLISH	2:00.673	2:00.673	0.000
35	77	PETTY	59.066	104	OGDEN	1:02.181	35	188	THOMPSON	2:00.966	2:00.966	0.000
36	112	MELLISH	59.736	188	THOMPSON	1:02.835	36	77	PETTY	2:02.426	2:03.539	1.113
37	66	CASWELL	1:00.700	37	KEMP	1:03.031	37	104	OGDEN	2:03.411	2:03.411	0.000
38	37	KEMP	1:01.214	77	PETTY	1:03.360	38	37	KEMP	2:04.245	2:05.446	1.201
39	104	OGDEN	1:01.230	66	CASWELL	1:04.254	39	66	CASWELL	2:04.954	2:04.954	0.000
40	36	COLE	1:01.885	88	RANDALL	1:05.294	40	36	COLE	2:07.542	2:07.542	0.000
41	88	RANDALL	1:05.276	36	COLE	1:05.657	41	88	RANDALL	2:10.570	2:10.570	0.000
42	53	STEWART	1:08.099	53	STEWART	1:07.119	42	53	STEWART	2:15.218	2:15.218	0.000
43	134	PETTET	1:12.830	134	PETTET	1:16.133	43	134	PETTET	2:28.963	2:30.628	1.665
44							44	114	SMITH		2:00.313	

Weather / Track : Cloudy / Dry

Donington Park GP

Circuit Length = 2.4873 miles

Start: 10:51 Flag 11:00 End: 11:02

Results can be found at www.tsl-timing.com

Printed - 11:03 Saturday, 09 April 2016

BMCRC - MRO Championships 2016 - Rnd 2 @ Donington Park GP

BMCRC Rookie Minitwins & EDlasia Rookie 400

RACE 11 - CLASSIFICATION



POS	NO	CL	PIC NAME	ENTRY	LAPS	TIME	GAP	DIFF	MPH	BEST	ON
1	74	RMT	1 Daniel SINGLETON	Suzuki - SDC	6	12:25.787			71.85	2:00.904	2
2	49	RMT	2 George COPEMAN	Suzuki -	6	12:46.512	20.725	20.725	69.91	2:05.316	6
3	911	RMT	3 Kaine SHERIFF	Suzuki -	6	12:46.624	20.837	0.112	69.90	2:05.773	6
4	113	RMT	4 Sam ELKINS	Suzuki - Me Old Man	6	12:52.701	26.914	6.077	69.35	2:05.854	2
5	96	RMT	5 Richard HARRIS	Suzuki - R.harris Decor	6	13:04.630	38.843	11.929	68.30	2:07.940	5
6	888	RMT	6 Thomas HOWARD	Suzuki - Parabolica Solutions	6	13:06.473	40.686	1.843	68.13	2:08.590	5
7	155	RMT	7 Richard HARRIS	Suzuki - HP Racing	6	13:08.593	42.806	2.120	67.95	2:07.828	6
8	24	RMT	8 Alex SIMMONS	Suzuki - Westcountry Windings	6	13:09.476	43.689	0.883	67.88	2:07.616	6
9	30	RMT	9 Andrew PLAYLE	Suzuki - HP Racing	6	13:10.256	44.469	0.780	67.81	2:07.805	6
10	42	RMT	10 Gary CARLIN	Suzuki -	6	13:10.983	45.196	0.727	67.75	2:04.535	6
11	175	RMT	11 Richard TYRER	Suzuki -	6	13:13.019	47.232	2.036	67.57	2:09.709	6
12	991	RMT	12 Marc CUNNINGHAM	Suzuki -	6	13:16.022	50.235	3.003	67.32	2:07.434	6
13	12	RMT	13 Stephen EDWARDS	Suzuki -	6	13:16.373	50.586	0.351	67.29	2:07.269	6
14	77	RMT	14 Arran KEMP	Suzuki - A.V.Ceilings	6	13:16.729	50.942	0.356	67.26	2:07.259	6
15	16	RMT	15 Geoff LANSDELL	Suzuki - EPG Domestic	6	13:20.347	54.560	3.618	66.95	2:07.967	6
16	59	RMT	16 Thurstan GREEN	Suzuki -	6	13:23.939	58.152	3.592	66.65	2:11.993	5
17	43	RMT	17 Robert DAVIE	Suzuki -	6	13:38.587	1:12.800	14.648	65.46	2:14.802	4
18	226	R4	1 Adam HARTGROVE	Kawasaki -	6	14:01.907	1:36.120	23.320	63.65	2:05.735	2
19	90	R4	2 Steve RAPA	Honda - Castech developments	6	14:05.811	1:40.024	3.904	63.35	2:07.562	6
20	11	R4	3 Paul MIDDLETON	Yamaha -	5	12:28.537	1 Lap	1 Lap	59.63	2:10.421	5
21	36*	R4	4 Mathew COLE	Kawasaki - Hampshire Hypnotherapy	5	12:31.210	1 Lap	2.673	59.41	2:11.684	5
22	32	R4	5 Paul HANTON	Yamaha - Oaks carpentry	5	12:32.036	1 Lap	0.826	59.35	2:09.622	5

NOT CLASSIFIED

DNF	728	RMT	David DOWNING	Suzuki -	3	6:55.083	3 Laps	2 Laps	64.38	2:15.385	2
DNF	26	RMT	Steven DOLAN	Suzuki -	3	6:58.151	3 Laps	3.068	63.91	2:16.358	3
DNF	148	R4	Ashley SINCLAIR	Kawasaki -	3	7:27.374	3 Laps	29.223	59.74	2:06.473	2
DNF	47	RMT	James LARTER	Suzuki -	2	4:12.577	4 Laps	1 Lap	70.36	2:05.092	2
DNF	18	R4	Sam DELANEY	Honda -	2	5:23.020	4 Laps	1:10.443	55.01	2:08.858	2
DNF	17	RMT	Ieva BAUBLYTE	Suzuki - 1st Moto Solutions	1	2:08.250	5 Laps	1 Lap	68.75	2:08.250	1
DNF	188	R4	Lydia THOMPSON	Kawasaki - Flintstone Racing - David Simons Tuning	1	3:17.672	5 Laps	1:09.422	44.60	3:17.672	1
DNF	169	R4	Bob MASTERS	Honda - Roja Marketing Limited	1	3:33.901	5 Laps	16.229	41.22		
DNF	69	RMT	Justin SHARP	Kawasaki - SDC	0						
DNF	31	R4	Andrew LAWRENCE	Yamaha - Oaks carpentry	0						
DNF	53	R4	Robert STEWART	Kawasaki -	0						

FASTEST LAP

74	RMT	Daniel SINGLETON	Suzuki - SDC	2	2:00.904	74.06 mph	119.19 kph
226	R4	Adam HARTGROVE	Kawasaki -	2	2:05.735	71.21 mph	114.61 kph

* BIKE #36 - LOW TRANSPONDER BATTERY, PLEASE CHARGE.

Class RMT - 90% of Race Speed = 64.66 mph

Class R4 - 90% of Race Speed = 57.28 mph

Donington Park GP

Circuit Length = 2.4873 miles

Start: 16:34 Flag 16:46 End: 16:48

Weather / Track : Cloudy / Damp

These results are provisional until the conclusion of any judicial and technical matters.

Clerk Of Course :	Timekeeper :
-------------------	--------------

Results can be found at www.tsl-timing.com

Printed - 16:53 Saturday, 09 April 2016



BMCRC - MRO Championships 2016 - Rnd 2 @ Donington Park GP

BMCRC Rookie Minitwins & EDIasia Rookie 400

RACE 11 - LAP CHART

LAP 1 @ 16:36:25.011		
NO	BEHIND	LAP TIME

74		2:03.545
911	3.319	2:06.864
47	3.940	2:07.485
17	4.705	2:08.250
49	5.246	2:08.791
113	8.275	2:11.820
30	10.408	2:13.953
12	10.779	2:14.324
888	11.509	2:15.054
175	11.854	2:15.399
24	13.033	2:16.578
96	13.252	2:16.797
59	13.732	2:17.277
155	13.984	2:17.529
77	16.122	2:19.667
991	16.138	2:19.683
43	17.603	2:21.148
728	19.341	2:22.886
16	19.422	2:22.967
26	20.932	2:24.477
42	22.663	2:26.208
148	1:08.983	3:12.528
226	1:10.173	3:13.718
18	1:10.617	3:14.162
188	1:14.127	3:17.672
90	1:15.420	3:18.965
32	1:21.239	3:24.784
11	1:21.443	3:24.988
36	1:26.999	3:30.544
169	1:30.356	3:33.901 P

LAP 2 @ 16:38:25.915		
NO	BEHIND	LAP TIME

74		2:00.904
47	8.128	2:05.092
911	10.503	2:08.088
49	11.579	2:07.237
113	13.225	2:05.854
888	22.442	2:11.837
12	23.176	2:13.301
175	23.539	2:12.589
96	24.065	2:11.717
30	24.679	2:15.175
155	24.795	2:11.715
24	26.097	2:13.968
59	27.080	2:14.252
991	28.388	2:13.154
77	29.258	2:14.040
43	32.654	2:15.955
16	33.803	2:15.285
728	33.822	2:15.385
42	36.019	2:14.260
26	37.344	2:17.316
148	1:14.552	2:06.473
226	1:15.004	2:05.735
18	1:18.571	2:08.858
90	1:23.190	2:08.674
11	1:37.688	2:17.149
32	1:38.483	2:18.148
36	1:43.539	2:17.444

LAP 3 @ 16:40:28.893		
NO	BEHIND	LAP TIME

74		2:02.978
911	16.198	2:08.673
49	18.394	2:09.793
113	18.844	2:08.597
888	31.712	2:12.248
96	31.921	2:10.834
175	33.827	2:13.266
155	34.683	2:12.866
30	35.292	2:13.591
24	36.120	2:13.001
12	36.816	2:16.618
59	38.349	2:14.247
991	39.024	2:13.614
77	39.606	2:13.326
16	45.818	2:14.993
43	46.161	2:16.485
42	46.784	2:13.743
728	47.656	2:16.812
26	50.724	2:16.358
148	1:19.947	2:08.373
226	1:20.933	2:08.907
90	1:32.173	2:11.961
11	1:53.447	2:18.737
36	1:55.847	2:15.286
32	1:59.799	2:24.294

LAP 4 @ 16:42:34.585		
NO	BEHIND	LAP TIME

74		2:05.692
911	20.895	2:10.389
49	21.462	2:08.760
113	22.966	2:09.814
96	34.725	2:08.496
888	36.156	2:10.136
155	38.961	2:09.970
175	39.369	2:11.234
24	40.212	2:09.784
30	40.411	2:10.811
12	44.659	2:13.535
991	45.014	2:11.682
77	45.393	2:11.479
59	45.931	2:13.274
42	47.185	2:06.093
16	50.241	2:10.115
43	55.271	2:14.802
226	1:24.234	2:08.993
90	1:37.124	2:10.643
11	2:04.997	2:17.242
36	2:06.407	2:16.252

LAP 5 @ 16:44:41.490		
NO	BEHIND	LAP TIME

74		2:06.905
32	1 Lap	2:15.188
911	20.827	2:06.837
49	21.172	2:06.615
113	24.348	2:08.287
96	35.760	2:07.940
888	37.841	2:08.590
155	40.741	2:08.685
24	41.836	2:08.529

30	42.427	2:08.921
175	43.286	2:10.822
42	46.424	2:06.144
991	48.564	2:10.455
12	49.080	2:11.326
77	49.446	2:10.958
59	51.019	2:11.993
16	52.356	2:09.020
43	1:03.279	2:14.913
226	1:32.529	2:15.200
90	1:38.225	2:08.006

LAP 6 @ 16:46:47.253		
NO	BEHIND	LAP TIME

74		2:05.763
11	1 Lap	2:10.421
36	1 Lap	2:11.684
32	1 Lap	2:09.622
49	20.725	2:05.316
911	20.837	2:05.773
113	26.914	2:08.329
96	38.843	2:08.846
888	40.686	2:08.608
155	42.806	2:07.828
24	43.689	2:07.616
30	44.469	2:07.805
42	45.196	2:04.535
175	47.232	2:09.709
991	50.235	2:07.434
12	50.586	2:07.269
77	50.942	2:07.259
16	54.560	2:07.967
59	58.152	2:12.896
43	1:12.800	2:15.284
226	1:36.120	2:09.354
90	1:40.024	2:07.562

Weather / Track : Cloudy / Damp

Results can be found at www.tsl-timing.com

Donington Park GP
Circuit Length = 2.4873 miles
Start: 16:34 Flag 16:46 End: 16:48

Printed - 16:53 Saturday, 09 April 2016

BMCRC - MRO Championships 2016 - Rnd 2 @ Donington Park GP

BMCRC Rookie Minitwins & EDIasia Rookie 400

RACE 11 - SECTOR ANALYSIS

SECTOR 1 = FL to I1, SECTOR 2 = I1 to FL, DIFF = Difference To Personal Best Lap

P1 74 RMT Daniel SINGLETON		Suzuki - SDC				
IDEAL LAP TIME : 2:00.904		BEST LAP TIME : 2:00.904		DIFFERENCE : 0.000		
LAP	SECTOR 1	SECTOR 2	LAP TIME	MPH	DIFF	TIME OF DAY
1 -			2:03.545 (3)	72.47	2.641	16:36:25.011
2 -	59.443	1:01.461	2:00.904 (1)	74.06		16:38:25.915
3 -	59.762	1:03.216	2:02.978 (2)	72.81	2.074	16:40:28.893
4 -	1:01.473	1:04.219	2:05.692	71.24	4.788	16:42:34.585
5 -	1:02.535	1:04.370	2:06.905	70.56	6.001	16:44:41.490
6 -	1:02.580	1:03.183	2:05.763	71.20	4.859	16:46:47.253

P2 49 RMT George COPEMAN		Suzuki -				
IDEAL LAP TIME : 2:03.455		BEST LAP TIME : 2:05.316		DIFFERENCE : 1.861		
LAP	SECTOR 1	SECTOR 2	LAP TIME	MPH	DIFF	TIME OF DAY
1 -			2:08.791	69.52	3.475	16:36:30.257
2 -	1:00.503	1:06.734	2:07.237 (3)	70.37	1.921	16:38:37.494
3 -	1:03.164	1:06.629	2:09.793	68.99	4.477	16:40:47.287
4 -	1:02.983	1:05.777	2:08.760	69.54	3.444	16:42:56.047
5 -	1:02.313	1:04.302	2:06.615 (2)	70.72	1.299	16:45:02.662
6 -	1:02.364	1:02.952	2:05.316 (1)	71.45		16:47:07.978

P3 911 RMT Kaine SHERIFF		Suzuki -				
IDEAL LAP TIME : 2:05.475		BEST LAP TIME : 2:05.773		DIFFERENCE : 0.298		
LAP	SECTOR 1	SECTOR 2	LAP TIME	MPH	DIFF	TIME OF DAY
1 -			2:06.864 (3)	70.58	1.091	16:36:28.330
2 -	1:02.131	1:05.957	2:08.088	69.90	2.315	16:38:36.418
3 -	1:03.105	1:05.568	2:08.673	69.59	2.900	16:40:45.091
4 -	1:04.390	1:05.999	2:10.389	68.67	4.616	16:42:55.480
5 -	1:02.857	1:03.980	2:06.837 (2)	70.59	1.064	16:45:02.317
6 -	1:02.429	1:03.344	2:05.773 (1)	71.19		16:47:08.090

P4 113 RMT Sam ELKINS		Suzuki - Me Old Man				
IDEAL LAP TIME : 2:04.232		BEST LAP TIME : 2:05.854		DIFFERENCE : 1.622		
LAP	SECTOR 1	SECTOR 2	LAP TIME	MPH	DIFF	TIME OF DAY
1 -		1:03.890	2:11.820	67.92	5.966	16:36:33.286
2 -	1:00.342	1:05.512	2:05.854 (1)	71.14		16:38:39.140
3 -	1:02.432	1:06.165	2:08.597	69.63	2.743	16:40:47.737
4 -	1:03.107	1:06.707	2:09.814	68.97	3.960	16:42:57.551
5 -	1:02.033	1:06.254	2:08.287 (2)	69.80	2.433	16:45:05.838
6 -	1:02.190	1:06.139	2:08.329 (3)	69.77	2.475	16:47:14.167

P5 96 RMT Richard HARRIS		Suzuki - R.harris Decor				
IDEAL LAP TIME : 2:07.068		BEST LAP TIME : 2:07.940		DIFFERENCE : 0.872		
LAP	SECTOR 1	SECTOR 2	LAP TIME	MPH	DIFF	TIME OF DAY
1 -		1:06.126	2:16.797	65.45	8.857	16:36:38.263
2 -	1:03.731	1:07.986	2:11.717	67.98	3.777	16:38:49.980
3 -	1:05.097	1:05.737	2:10.834	68.44	2.894	16:41:00.814
4 -	1:03.370	1:05.126	2:08.496 (2)	69.68	0.556	16:43:09.310
5 -	1:02.636	1:05.304	2:07.940 (1)	69.98		16:45:17.250
6 -	1:01.942	1:06.904	2:08.846 (3)	69.49	0.906	16:47:26.096

P6 888 RMT Thomas HOWARD		Suzuki - Parabolica Solutions				
IDEAL LAP TIME : 2:08.451		BEST LAP TIME : 2:08.590		DIFFERENCE : 0.139		
LAP	SECTOR 1	SECTOR 2	LAP TIME	MPH	DIFF	TIME OF DAY
1 -		1:06.288	2:15.054	66.30	6.464	16:36:36.520
2 -	1:04.326	1:07.511	2:11.837	67.92	3.247	16:38:48.357
3 -	1:05.393	1:06.855	2:12.248	67.70	3.658	16:41:00.605
4 -	1:04.239	1:05.897	2:10.136 (3)	68.80	1.546	16:43:10.741
5 -	1:03.371	1:05.219	2:08.590 (1)	69.63		16:45:19.331

Weather / Track : Cloudy / Damp

Donington Park GP
Circuit Length = 2.4873 miles
Start: 16:34 Flag 16:46 End: 16:48

BMCRC - MRO Championships 2016 - Rnd 2 @ Donington Park GP

BMCRC Rookie Minitwins & EDIasia Rookie 400

RACE 11 - SECTOR ANALYSIS

SECTOR 1 = FL to I1, SECTOR 2 = I1 to FL, DIFF = Difference To Personal Best Lap

6 - 1:03.528 1:05.080 2:08.608 (2) 69.62 0.018 16:47:27.939

P7 155 RMT Richard HARRIS			Suzuki - HP Racing			
IDEAL LAP TIME : 2:07.828		BEST LAP TIME : 2:07.828		DIFFERENCE : 0.000		
LAP	SECTOR 1	SECTOR 2	LAP TIME	MPH	DIFF	TIME OF DAY
1 -		1:06.117	2:17.529	65.10	9.701	16:36:38.995
2 -	1:04.938	1:06.777	2:11.715	67.98	3.887	16:38:50.710
3 -	1:06.084	1:06.782	2:12.866	67.39	5.038	16:41:03.576
4 -	1:03.829	1:06.141	2:09.970 (3)	68.89	2.142	16:43:13.546
5 -	1:03.263	1:05.422	2:08.685 (2)	69.58	0.857	16:45:22.231
6 -	1:02.795	1:05.033	2:07.828 (1)	70.05		16:47:30.059

P8 24 RMT Alex SIMMONS			Suzuki - Westcountry Windings			
IDEAL LAP TIME : 2:07.274		BEST LAP TIME : 2:07.616		DIFFERENCE : 0.342		
LAP	SECTOR 1	SECTOR 2	LAP TIME	MPH	DIFF	TIME OF DAY
1 -		1:07.356	2:16.578	65.56	8.962	16:36:38.044
2 -	1:05.678	1:08.290	2:13.968	66.84	6.352	16:38:52.012
3 -	1:05.879	1:07.122	2:13.001	67.32	5.385	16:41:05.013
4 -	1:03.564	1:06.220	2:09.784 (3)	68.99	2.168	16:43:14.797
5 -	1:03.670	1:04.859	2:08.529 (2)	69.66	0.913	16:45:23.326
6 -	1:02.415	1:05.201	2:07.616 (1)	70.16		16:47:30.942

P9 30 RMT Andrew PLAYLE			Suzuki - HP Racing			
IDEAL LAP TIME : 2:07.416		BEST LAP TIME : 2:07.805		DIFFERENCE : 0.389		
LAP	SECTOR 1	SECTOR 2	LAP TIME	MPH	DIFF	TIME OF DAY
1 -		1:06.532	2:13.953	66.84	6.148	16:36:35.419
2 -	1:05.061	1:10.114	2:15.175	66.24	7.370	16:38:50.594
3 -	1:05.668	1:07.923	2:13.591	67.02	5.786	16:41:04.185
4 -	1:03.487	1:07.324	2:10.811 (3)	68.45	3.006	16:43:14.996
5 -	1:03.635	1:05.286	2:08.921 (2)	69.45	1.116	16:45:23.917
6 -	1:02.130	1:05.675	2:07.805 (1)	70.06		16:47:31.722

P10 42 RMT Gary CARLIN			Suzuki -			
IDEAL LAP TIME : 2:03.699		BEST LAP TIME : 2:04.535		DIFFERENCE : 0.836		
LAP	SECTOR 1	SECTOR 2	LAP TIME	MPH	DIFF	TIME OF DAY
1 -			2:26.208	61.24	21.673	16:36:47.674
2 -	1:04.945	1:09.315	2:14.260	66.69	9.725	16:39:01.934
3 -	1:06.370	1:07.373	2:13.743	66.95	9.208	16:41:15.677
4 -	1:03.559	1:02.534	2:06.093 (2)	71.01	1.558	16:43:21.770
5 -	1:04.428	1:01.716	2:06.144 (3)	70.98	1.609	16:45:27.914
6 -	1:01.983	1:02.552	2:04.535 (1)	71.90		16:47:32.449

P11 175 RMT Richard TYRER			Suzuki -			
IDEAL LAP TIME : 2:09.709		BEST LAP TIME : 2:09.709		DIFFERENCE : 0.000		
LAP	SECTOR 1	SECTOR 2	LAP TIME	MPH	DIFF	TIME OF DAY
1 -		1:06.938	2:15.399	66.13	5.690	16:36:36.865
2 -	1:04.672	1:07.917	2:12.589	67.53	2.880	16:38:49.454
3 -	1:06.447	1:06.819	2:13.266	67.19	3.557	16:41:02.720
4 -	1:04.416	1:06.818	2:11.234 (3)	68.23	1.525	16:43:13.954
5 -	1:04.021	1:06.801	2:10.822 (2)	68.44	1.113	16:45:24.776
6 -	1:03.510	1:06.199	2:09.709 (1)	69.03		16:47:34.485

P12 991 RMT Marc CUNNINGHAM			Suzuki -			
IDEAL LAP TIME : 2:07.434		BEST LAP TIME : 2:07.434		DIFFERENCE : 0.000		
LAP	SECTOR 1	SECTOR 2	LAP TIME	MPH	DIFF	TIME OF DAY
1 -		1:07.287	2:19.683	64.10	12.249	16:36:41.149
2 -	1:05.241	1:07.913	2:13.154	67.24	5.720	16:38:54.303
3 -	1:04.904	1:08.710	2:13.614	67.01	6.180	16:41:07.917

Weather / Track : Cloudy / Damp

Donington Park GP

Circuit Length = 2.4873 miles

Start: 16:34 Flag 16:46 End: 16:48

BMCRC - MRO Championships 2016 - Rnd 2 @ Donington Park GP

BMCRC Rookie Minitwins & EDIasia Rookie 400

RACE 11 - SECTOR ANALYSIS

SECTOR 1 = FL to I1, SECTOR 2 = I1 to FL, DIFF = Difference To Personal Best Lap

4 -	1:05.063	1:06.619	2:11.682 (3)	68.00	4.248	16:43:19.599
5 -	1:04.192	1:06.263	2:10.455 (2)	68.64	3.021	16:45:30.054
6 -	1:02.761	1:04.673	2:07.434 (1)	70.26		16:47:37.488

P13 12 RMT Stephen EDWARDS		Suzuki -				
IDEAL LAP TIME : 2:07.269	BEST LAP TIME : 2:07.269	DIFFERENCE : 0.000				
LAP	SECTOR 1	SECTOR 2	LAP TIME	MPH	DIFF	TIME OF DAY
1 -		1:05.862	2:14.324	66.66	7.055	16:36:35.790
2 -	1:03.688	1:09.613	2:13.301 (3)	67.17	6.032	16:38:49.091
3 -	1:07.344	1:09.274	2:16.618	65.54	9.349	16:41:05.709
4 -	1:06.688	1:06.847	2:13.535	67.05	6.266	16:43:19.244
5 -	1:05.750	1:05.576	2:11.326 (2)	68.18	4.057	16:45:30.570
6 -	1:03.578	1:03.691	2:07.269 (1)	70.35		16:47:37.839

P14 77 RMT Arran KEMP		Suzuki - A.V.Ceilings				
IDEAL LAP TIME : 2:07.259	BEST LAP TIME : 2:07.259	DIFFERENCE : 0.000				
LAP	SECTOR 1	SECTOR 2	LAP TIME	MPH	DIFF	TIME OF DAY
1 -		1:06.905	2:19.667	64.11	12.408	16:36:41.133
2 -	1:06.631	1:07.409	2:14.040	66.80	6.781	16:38:55.173
3 -	1:05.249	1:08.077	2:13.326	67.16	6.067	16:41:08.499
4 -	1:05.785	1:05.694	2:11.479 (3)	68.10	4.220	16:43:19.978
5 -	1:05.369	1:05.589	2:10.958 (2)	68.37	3.699	16:45:30.936
6 -	1:03.270	1:03.989	2:07.259 (1)	70.36		16:47:38.195

P15 16 RMT Geoff LANSDELL		Suzuki - EPG Domestic				
IDEAL LAP TIME : 2:07.930	BEST LAP TIME : 2:07.967	DIFFERENCE : 0.037				
LAP	SECTOR 1	SECTOR 2	LAP TIME	MPH	DIFF	TIME OF DAY
1 -		1:09.207	2:22.967	62.63	15.000	16:36:44.433
2 -	1:06.404	1:08.881	2:15.285	66.18	7.318	16:38:59.718
3 -	1:06.943	1:08.050	2:14.993	66.33	7.026	16:41:14.711
4 -	1:03.775	1:06.340	2:10.115 (3)	68.81	2.148	16:43:24.826
5 -	1:03.515	1:05.505	2:09.020 (2)	69.40	1.053	16:45:33.846
6 -	1:03.552	1:04.415	2:07.967 (1)	69.97		16:47:41.813

P16 59 RMT Thurstan GREEN		Suzuki -				
IDEAL LAP TIME : 2:11.435	BEST LAP TIME : 2:11.993	DIFFERENCE : 0.558				
LAP	SECTOR 1	SECTOR 2	LAP TIME	MPH	DIFF	TIME OF DAY
1 -		1:07.108	2:17.277	65.22	5.284	16:36:38.743
2 -	1:05.360	1:08.892	2:14.252	66.69	2.259	16:38:52.995
3 -	1:05.262	1:08.985	2:14.247	66.70	2.254	16:41:07.242
4 -	1:06.150	1:07.124	2:13.274 (3)	67.18	1.281	16:43:20.516
5 -	1:05.162	1:06.831	2:11.993 (1)	67.84		16:45:32.509
6 -	1:04.604	1:08.292	2:12.896 (2)	67.37	0.903	16:47:45.405

P17 43 RMT Robert DAVIE		Suzuki -				
IDEAL LAP TIME : 2:12.989	BEST LAP TIME : 2:14.802	DIFFERENCE : 1.813				
LAP	SECTOR 1	SECTOR 2	LAP TIME	MPH	DIFF	TIME OF DAY
1 -		1:07.910	2:21.148	63.44	6.346	16:36:42.614
2 -	1:06.451	1:09.504	2:15.955	65.86	1.153	16:38:58.569
3 -	1:08.437	1:08.048	2:16.485	65.60	1.683	16:41:15.054
4 -	1:06.528	1:08.274	2:14.802 (1)	66.42		16:43:29.856
5 -	1:05.079	1:09.834	2:14.913 (2)	66.37	0.111	16:45:44.769
6 -	1:05.486	1:09.798	2:15.284 (3)	66.19	0.482	16:48:00.053

P18 226 R4 Adam HARTGROVE		Kawasaki -				
IDEAL LAP TIME : 2:05.735	BEST LAP TIME : 2:05.735	DIFFERENCE : 0.000				
LAP	SECTOR 1	SECTOR 2	LAP TIME	MPH	DIFF	TIME OF DAY
1 -		1:06.316	3:13.718	46.22	1:07.983	16:37:35.184

Weather / Track : Cloudy / Damp

Donington Park GP
Circuit Length = 2.4873 miles
Start: 16:34 Flag 16:46 End: 16:48

BMCRC - MRO Championships 2016 - Rnd 2 @ Donington Park GP

BMCRC Rookie Minitwins & EDIasia Rookie 400

RACE 11 - SECTOR ANALYSIS

SECTOR 1 = FL to I1, SECTOR 2 = I1 to FL, DIFF = Difference To Personal Best Lap

2 -	1:01.468	1:04.267	2:05.735 (1)	71.21		16:39:40.919
3 -	1:02.577	1:06.330	2:08.907 (2)	69.46	3.172	16:41:49.826
4 -	1:01.543	1:07.450	2:08.993 (3)	69.41	3.258	16:43:58.819
5 -	1:04.646	1:10.554	2:15.200	66.23	9.465	16:46:14.019
6 -	1:03.724	1:05.630	2:09.354	69.22	3.619	16:48:23.373

P19 90 R4 Steve RAPA	Honda - Castech developments					
IDEAL LAP TIME : 2:06.666	BEST LAP TIME : 2:07.562		DIFFERENCE : 0.896			
LAP	SECTOR 1	SECTOR 2	LAP TIME	MPH	DIFF	TIME OF DAY
1 -		1:07.805	3:18.965	45.00	1:11.403	16:37:40.431
2 -	1:02.356	1:06.318	2:08.674 (3)	69.59	1.112	16:39:49.105
3 -	1:03.751	1:08.210	2:11.961	67.85	4.399	16:42:01.066
4 -	1:03.027	1:07.616	2:10.643	68.54	3.081	16:44:11.709
5 -	1:03.060	1:04.946	2:08.006 (2)	69.95	0.444	16:46:19.715
6 -	1:01.720	1:05.842	2:07.562 (1)	70.19		16:48:27.777

P20 11 R4 Paul MIDDLETON	Yamaha -					
IDEAL LAP TIME : 2:10.421	BEST LAP TIME : 2:10.421		DIFFERENCE : 0.000			
LAP	SECTOR 1	SECTOR 2	LAP TIME	MPH	DIFF	TIME OF DAY
1 -		1:08.789	3:24.988	43.68	1:14.567	16:37:46.454
2 -	1:06.632	1:10.517	2:17.149 (2)	65.28	6.728	16:40:03.603
3 -	1:09.056	1:09.681	2:18.737	64.54	8.316	16:42:22.340
4 -	1:08.365	1:08.877	2:17.242 (3)	65.24	6.821	16:44:39.582
5 -	1:04.889	1:05.532	2:10.421 (1)	68.65		16:46:50.003

P21 36 R4 Mathew COLE	Kawasaki - Hampshire Hypnotherapy					
IDEAL LAP TIME : 2:11.684	BEST LAP TIME : 2:11.684		DIFFERENCE : 0.000			
LAP	SECTOR 1	SECTOR 2	LAP TIME	MPH	DIFF	TIME OF DAY
1 -		1:14.222	3:30.544	42.53	1:18.860	16:37:52.010
2 -	1:07.291	1:10.153	2:17.444	65.14	5.760	16:40:09.454
3 -	1:06.344	1:08.942	2:15.286 (2)	66.18	3.602	16:42:24.740
4 -	1:07.064	1:09.188	2:16.252 (3)	65.71	4.568	16:44:40.992
5 -	1:04.815	1:06.869	2:11.684 (1)	67.99		16:46:52.676

P22 32 R4 Paul HANTON	Yamaha - Oaks carpentry					
IDEAL LAP TIME : 2:09.622	BEST LAP TIME : 2:09.622		DIFFERENCE : 0.000			
LAP	SECTOR 1	SECTOR 2	LAP TIME	MPH	DIFF	TIME OF DAY
1 -		1:09.255	3:24.784	43.72	1:15.162	16:37:46.250
2 -	1:06.423	1:11.725	2:18.148 (3)	64.81	8.526	16:40:04.398
3 -	1:09.253	1:15.041	2:24.294	62.05	14.672	16:42:28.692
4 -	1:05.729	1:09.459	2:15.188 (2)	66.23	5.566	16:44:43.880
5 -	1:03.515	1:06.107	2:09.622 (1)	69.08		16:46:53.502

P23 728 RMT David DOWNING	Suzuki -					
IDEAL LAP TIME : 2:14.285	BEST LAP TIME : 2:15.385		DIFFERENCE : 1.100			
LAP	SECTOR 1	SECTOR 2	LAP TIME	MPH	DIFF	TIME OF DAY
1 -		1:08.800	2:22.886 (3)	62.66	7.501	16:36:44.352
2 -	1:05.749	1:09.636	2:15.385 (1)	66.14		16:38:59.737
3 -	1:07.767	1:09.045	2:16.812 (2)	65.45	1.427	16:41:16.549

P24 26 RMT Steven DOLAN	Suzuki -					
IDEAL LAP TIME : 2:15.192	BEST LAP TIME : 2:16.358		DIFFERENCE : 1.166			
LAP	SECTOR 1	SECTOR 2	LAP TIME	MPH	DIFF	TIME OF DAY
1 -		1:09.699	2:24.477 (3)	61.97	8.119	16:36:45.943
2 -	1:07.548	1:09.768	2:17.316 (2)	65.21	0.958	16:39:03.259
3 -	1:07.620	1:08.738	2:16.358 (1)	65.66		16:41:19.617

Weather / Track : Cloudy / Damp

Donington Park GP
Circuit Length = 2.4873 miles
Start: 16:34 Flag 16:46 End: 16:48

BMCRC - MRO Championships 2016 - Rnd 2 @ Donington Park GP

BMCRC Rookie Minitwins & EDIasia Rookie 400

RACE 11 - SECTOR ANALYSIS

SECTOR 1 = FL to I1, SECTOR 2 = I1 to FL, DIFF = Difference To Personal Best Lap

P25 148 R4 Ashley SINCLAIR		Kawasaki -				
IDEAL LAP TIME : 2:06.133		BEST LAP TIME : 2:06.473		DIFFERENCE : 0.340		
LAP	SECTOR 1	SECTOR 2	LAP TIME	MPH	DIFF	TIME OF DAY
1 -		1:04.785	3:12.528 (3)	46.50	1:06.055	16:37:33.994
2 -	1:01.348	1:05.125	2:06.473 (1)	70.80		16:39:40.467
3 -	1:03.553	1:04.820	2:08.373 (2)	69.75	1.900	16:41:48.840

P26 47 RMT James LARTER		Suzuki -				
IDEAL LAP TIME : 2:05.092		BEST LAP TIME : 2:05.092		DIFFERENCE : 0.000		
LAP	SECTOR 1	SECTOR 2	LAP TIME	MPH	DIFF	TIME OF DAY
1 -			2:07.485 (2)	70.23	2.393	16:36:28.951
2 -	59.528	1:05.564	2:05.092 (1)	71.58		16:38:34.043

P27 18 R4 Sam DELANEY		Honda -				
IDEAL LAP TIME : 2:08.635		BEST LAP TIME : 2:08.858		DIFFERENCE : 0.223		
LAP	SECTOR 1	SECTOR 2	LAP TIME	MPH	DIFF	TIME OF DAY
1 -		1:06.261	3:14.162 (2)	46.11	1:05.304	16:37:35.628
2 -	1:02.374	1:06.484	2:08.858 (1)	69.49		16:39:44.486

P28 17 RMT Ieva BAUBLYTE		Suzuki - 1st Moto Solutions				
IDEAL LAP TIME :		BEST LAP TIME : 2:08.250		DIFFERENCE :		
LAP	SECTOR 1	SECTOR 2	LAP TIME	MPH	DIFF	TIME OF DAY
1 -			2:08.250 (1)	69.82		16:36:29.716

P29 188 R4 Lydia THOMPSON		Kawasaki - Flintstone Racing - David Simons Tuning				
IDEAL LAP TIME : 2:08.243		BEST LAP TIME : 3:17.672		DIFFERENCE : 1:09.429		
LAP	SECTOR 1	SECTOR 2	LAP TIME	MPH	DIFF	TIME OF DAY
1 -		1:06.116	3:17.672 (1)	45.29		16:37:39.138

P30 169 R4 Bob MASTERS		Honda - Roja Marketing Limited				
IDEAL LAP TIME :		BEST LAP TIME :		DIFFERENCE :		
LAP	SECTOR 1	SECTOR 2	LAP TIME	MPH	DIFF	TIME OF DAY
1 -		IN PIT	3:33.901 P	41.86		16:37:55.367

BMCRC - MRO Championships 2016 - Rnd 2 @ Donington Park GP

BMCRC Rookie Minitwins & EDIasia Rookie 400

RACE 11 - BEST SECTORS

SECTOR 1			SECTOR 2			IDEAL / BEST COMPARISON						
POS	NO	NAME	TIME	NO	NAME	TIME	POS	NO	NAME	IDEAL	BEST	DIFF
									PERFECT LAP	2:00.904		
1	74	SINGLETON	59.443	74	SINGLETON	1:01.461	1	74	SINGLETON	2:00.904	2:00.904	0.000
2	47	LARTER	59.528	42	CARLIN	1:01.716	2	49	COPEMAN	2:03.455	2:05.316	1.861
3	17	BAUBLYTE	59.714	49	COPEMAN	1:02.952	3	42	CARLIN	2:03.699	2:04.535	0.836
4	113	ELKINS	1:00.342	911	SHERIFF	1:03.344	4	113	ELKINS	2:04.232	2:05.854	1.622
5	49	COPEMAN	1:00.503	12	EDWARDS	1:03.691	5	47	LARTER	2:05.092	2:05.092	0.000
6	148	SINCLAIR	1:01.348	113	ELKINS	1:03.890	6	911	SHERIFF	2:05.475	2:05.773	0.298
7	226	HARTGROVE	1:01.468	77	KEMP	1:03.989	7	226	HARTGROVE	2:05.735	2:05.735	0.000
8	90	RAPA	1:01.720	226	HARTGROVE	1:04.267	8	148	SINCLAIR	2:06.133	2:06.473	0.340
9	96	HARRIS	1:01.942	16	LANSDELL	1:04.415	9	90	RAPA	2:06.666	2:07.562	0.896
10	42	CARLIN	1:01.983	991	CUNNINGHAM	1:04.673	10	96	HARRIS	2:07.068	2:07.940	0.872
11	188	THOMPSON	1:02.127	148	SINCLAIR	1:04.785	11	77	KEMP	2:07.259	2:07.259	0.000
12	30	PLAYLE	1:02.130	24	SIMMONS	1:04.859	12	12	EDWARDS	2:07.269	2:07.269	0.000
13	911	SHERIFF	1:02.131	90	RAPA	1:04.946	13	24	SIMMONS	2:07.274	2:07.616	0.342
14	18	DELANEY	1:02.374	155	HARRIS	1:05.033	14	30	PLAYLE	2:07.416	2:07.805	0.389
15	24	SIMMONS	1:02.415	888	HOWARD	1:05.080	15	991	CUNNINGHAM	2:07.434	2:07.434	0.000
16	991	CUNNINGHAM	1:02.761	96	HARRIS	1:05.126	16	155	HARRIS	2:07.828	2:07.828	0.000
17	155	HARRIS	1:02.795	30	PLAYLE	1:05.286	17	16	LANSDELL	2:07.930	2:07.967	0.037
18	77	KEMP	1:03.270	11	MIDDLETON	1:05.532	18	188	THOMPSON	2:08.243	3:17.672	1:09.429
19	888	HOWARD	1:03.371	47	LARTER	1:05.564	19	888	HOWARD	2:08.451	2:08.590	0.139
20	175	TYRER	1:03.510	32	HANTON	1:06.107	20	18	DELANEY	2:08.635	2:08.858	0.223
21	32	HANTON	1:03.515	188	THOMPSON	1:06.116	21	32	HANTON	2:09.622	2:09.622	0.000
22	16	LANSDELL	1:03.515	175	TYRER	1:06.199	22	175	TYRER	2:09.709	2:09.709	0.000
23	12	EDWARDS	1:03.578	18	DELANEY	1:06.261	23	11	MIDDLETON	2:10.421	2:10.421	0.000
24	59	GREEN	1:04.604	59	GREEN	1:06.831	24	59	GREEN	2:11.435	2:11.993	0.558
25	36	COLE	1:04.815	36	COLE	1:06.869	25	36	COLE	2:11.684	2:11.684	0.000
26	11	MIDDLETON	1:04.889	43	DAVIE	1:07.910	26	43	DAVIE	2:12.989	2:14.802	1.813
27	43	DAVIE	1:05.079	26	DOLAN	1:08.738	27	728	DOWNING	2:14.285	2:15.385	1.100
28	728	DOWNING	1:05.485	728	DOWNING	1:08.800	28	26	DOLAN	2:15.192	2:16.358	1.166
29	26	DOLAN	1:06.454				29	169	MASTERS			
30							30	17	BAUBLYTE		2:08.250	
31												
32												
33												

Weather / Track : Cloudy / Damp

Results can be found at www.tsl-timing.com

Donington Park GP

Circuit Length = 2.4873 miles

Start: 16:34 Flag 16:46 End: 16:48

Printed - 16:53 Saturday, 09 April 2016

BMCRC - MRO Championships 2016 - Rnd 2 @ Donington Park GP

BMCRC Rookie Minitwins & EDlasia Rookie 400

RACE 11 - CLASSIFICATION



POS	NO	CL	PIC NAME	ENTRY	LAPS	TIME	GAP	DIFF	MPH	BEST	ON
1	74	RMT	1 Daniel SINGLETON	Suzuki - SDC	7	12:56.060			80.59	1:48.739	3
2	911	RMT	2 Kaine SHERIFF	Suzuki -	7	13:05.709	9.649	9.649	79.60	1:51.235	7
3	69	RMT	3 Justin SHARP	Kawasaki - SDC	7	13:08.331	12.271	2.622	79.33	1:49.058	7
4	991	RMT	4 Marc CUNNINGHAM	Suzuki -	7	13:12.830	16.770	4.499	78.88	1:51.465	6
5	49	RMT	5 George COPEMAN	Suzuki -	7	13:15.005	18.945	2.175	78.67	1:52.461	6
6	24	RMT	6 Alex SIMMONS	Suzuki - Westcountry Windings	7	13:25.451	29.391	10.446	77.65	1:52.794	7
7	12	RMT	7 Stephen EDWARDS	Suzuki -	7	13:26.731	30.671	1.280	77.52	1:52.147	7
8	59	RMT	8 Thurstan GREEN	Suzuki -	7	13:27.815	31.755	1.084	77.42	1:53.318	6
9	175	RMT	9 Richard TYRER	Suzuki -	7	13:27.836	31.776	0.021	77.42	1:53.362	7
10	113	RMT	10 Sam ELKINS	Suzuki - Me Old Man	7	13:29.617	33.557	1.781	77.25	1:52.551	7
11	42	RMT	11 Gary CARLIN	Suzuki -	7	13:39.200	43.140	9.583	76.34	1:54.435	7
12	888	RMT	12 Thomas HOWARD	Suzuki - Parabolica Solutions	7	13:39.340	43.280	0.140	76.33	1:54.773	4
13	17	RMT	13 Ieva BAUBLYTE	Suzuki - 1st Moto Solutions	7	13:52.157	56.097	12.817	75.15	1:55.912	6
14	30	RMT	14 Andrew PLAYLE	Suzuki - HP Racing	7	13:54.028	57.968	1.871	74.99	1:57.179	2
15	155	RMT	15 Richard HARRIS	Suzuki - HP Racing	7	13:57.905	1:01.845	3.877	74.64	1:57.451	5
16	77	RMT	16 Arran KEMP	Suzuki - A.V.Ceilings	7	13:58.624	1:02.564	0.719	74.58	1:56.550	4
17	226	R4	1 Adam HARTGROVE	Kawasaki -	7	14:03.960	1:07.900	5.336	74.10	1:51.573	3
18	169	R4	2 Bob MASTERS	Honda - Roja Marketing Limited	7	14:09.964	1:13.904	6.004	73.58	1:51.544	6
19	16	RMT	17 Geoff LANSDELL	Suzuki - EPG Domestic	7	14:13.054	1:16.994	3.090	73.31	1:59.629	4
20	43	RMT	18 Robert DAVIE	Suzuki -	7	14:35.319	1:39.259	22.265	71.45	2:02.836	2
21	31	R4	3 Andrew LAWRENCE	Yamaha - Oaks carpentry	7	14:44.384	1:48.324	9.065	70.72	1:55.563	5
22	90	R4	4 Steve RAPA	Honda - Castech developments	7	14:45.253	1:49.193	0.869	70.65	1:56.379	7
23	728	RMT	19 David DOWNING	Suzuki -	7	15:00.435	2:04.375	15.182	69.46	2:05.913	4
24	148	R4	5 Ashley SINCLAIR	Kawasaki -	6	12:58.772	1 Lap	1 Lap	68.81	1:58.911	6
25	32	R4	6 Paul HANTON	Yamaha - Oaks carpentry	6	13:04.341	1 Lap	5.569	68.32	1:58.494	6
26	11	R4	7 Paul MIDDLETON	Yamaha -	6	13:16.904	1 Lap	12.563	67.24	2:01.763	3
27	36	R4	8 Mathew COLE	Kawasaki - Hampshire Hypnotherapy	6	13:56.603	1 Lap	39.699	64.05	2:07.600	6
28	26	RMT	20 Steven DOLAN	Suzuki -	6	14:10.211	1 Lap	13.608	63.03	2:16.820	4
29	53	R4	9 Robert STEWART	Kawasaki -	6	14:18.781	1 Lap	8.570	62.40	2:11.482	4
30	89	RMT	21 Rob COPP	Suzuki -	6	14:38.545	1 Lap	19.764	60.99	2:24.090	6
31	188	R4	10 Lydia THOMPSON	Kawasaki - Flintstone Racing - David Simons Tuning	5	12:57.268	2 Laps	1 Lap	57.42	2:12.278	5

NOT CLASSIFIED

DNF	18	R4	Sam DELANEY	Honda -	5	10:53.028	2 Laps		68.35	1:57.261	4
-----	----	----	-------------	---------	---	-----------	--------	--	-------	----------	---

FASTEST LAP

74	RMT	Daniel SINGLETON	Suzuki - SDC	3	1:48.739	82.34 mph	132.52 kph
169	R4	Bob MASTERS	Honda - Roja Marketing Limited	6	1:51.544	80.27 mph	129.19 kph

Class RMT - 90% of Race Speed = 72.53 mph

Class R4 - 90% of Race Speed = 66.69 mph

Donington Park GP

Circuit Length = 2.4873 miles

Start: 13:57 Flag 14:10 End: 14:13

Weather / Track : Cloudy / Dry

These results are provisional until the conclusion of any judicial and technical matters.

Clerk Of Course :	Timekeeper :
-------------------	--------------

Results can be found at www.tsl-timing.com

Printed - 14:13 Sunday, 10 April 2016



BMCRC - MRO Championships 2016 - Rnd 2 @ Donington Park GP

BMCRC Rookie Minitwins & EDlasia Rookie 400

RACE 11 - LAP CHART

LAP 1 @ 13:59:44.330

NO	BEHIND	LAP TIME
74		1:52.750
911	1.335	1:54.085
49	3.578	1:56.328
991	5.316	1:58.066
24	7.870	2:00.620
113	8.838	2:01.588
175	9.945	2:02.695
59	10.118	2:02.868
12	10.470	2:03.220
888	10.909	2:03.659
42	12.283	2:05.033
69	12.527	2:05.277
17	12.838	2:05.588
30	13.188	2:05.938
77	13.649	2:06.399
155	14.965	2:07.715
16	18.197	2:10.947
43	18.636	2:11.386
728	23.066	2:15.816
26	30.166	2:22.916
89	39.343	2:32.093
226	58.489	2:51.239
169	1:01.138	2:53.888
90	1:04.064	2:56.814
18	1:05.449	2:58.199
31	1:07.703	3:00.453
11	1:07.871	3:00.621
32	1:08.447	3:01.197
148	1:08.467	3:01.217
36	1:17.566	3:10.316
188	1:19.258	3:12.008
53	1:22.703	3:15.453

11	1:19.941	2:02.185
32	1:20.224	2:01.892
36	1:39.841	2:12.390
188	1:43.766	2:14.623
53	1:47.202	2:14.614

90	1:30.821	1:58.187
18	1:31.566	1:57.261
31	1:34.828	1:57.924
148	1:38.915	1:59.686
32	1:44.171	2:01.422
11	1:48.736	2:06.194

16	1:08.482	1:59.974
89	1 Lap	2:24.738
169	1:13.691	1:51.544
43	1:27.724	2:03.758
31	1:44.916	1:55.780
90	1:45.592	1:58.163
728	1:50.111	2:07.962

LAP 3 @ 14:03:23.184

NO	BEHIND	LAP TIME
74		1:48.739
911	6.257	1:52.289
49	9.963	1:52.739
991	11.203	1:51.479
69	16.908	1:50.863
113	19.812	1:54.522
175	20.016	1:54.329
24	20.310	1:54.169
12	20.555	1:54.024
59	20.810	1:54.316
888	24.543	1:55.344
42	26.659	1:56.455
17	28.291	1:57.532
30	29.129	1:57.616
77	31.593	1:58.307
155	34.261	1:58.187
16	39.864	2:00.170
43	46.863	2:04.245
728	59.513	2:06.894
226	1:03.519	1:51.573
169	1:08.174	1:52.981
90	1:23.057	1:59.320
18	1:24.728	1:58.617
31	1:27.327	1:58.944
26	1:28.811	2:16.971
148	1:29.652	1:59.261
11	1:32.965	2:01.763
32	1:33.172	2:01.687

LAP 5 @ 14:07:03.926

NO	BEHIND	LAP TIME
74		1:50.319
26	1 Lap	2:16.820
911	9.577	1:51.933
49	17.145	1:54.061
991	17.288	1:53.730
69	17.765	1:50.932
24	27.364	1:53.753
175	28.201	1:55.056
59	28.318	1:54.301
36	1 Lap	2:08.561
12	29.263	1:54.416
113	29.998	1:54.863
888	34.290	1:55.716
42	37.164	1:55.976
89	1 Lap	2:24.267
17	41.292	1:56.125
53	1 Lap	2:11.482
30	43.312	1:57.249
77	45.550	1:58.149
155	48.562	1:57.451
16	59.444	2:00.693
226	1:06.581	1:51.838
169	1:13.083	1:53.087
43	1:14.902	2:04.522
188	1 Lap	3:05.768
728	1:33.085	2:08.401
90	1:38.365	1:57.863
31	1:40.072	1:55.563
18	1:40.682	1:59.435
148	1:47.515	1:58.919

LAP 7 @ 14:10:47.640

NO	BEHIND	LAP TIME
74		1:52.778
188	2 Laps	2:12.278
148	1 Lap	1:58.911
32	1 Lap	1:58.494
911	9.649	1:51.235
69	12.271	1:49.058
991	16.770	1:51.731
49	18.945	1:53.053
11	1 Lap	2:02.455
24	29.391	1:52.794
12	30.671	1:52.147
59	31.755	1:53.833
175	31.776	1:53.362
113	33.557	1:52.551
42	43.140	1:54.435
888	43.280	1:57.100
17	56.097	2:02.607
30	57.968	2:01.001
36	1 Lap	2:07.600
155	1:01.845	1:58.333
77	1:02.564	1:58.573
226	1:07.900	1:52.483
169	1:13.904	1:52.991
26	1 Lap	2:18.676
16	1:16.994	2:01.290
53	1 Lap	2:12.265
43	1:39.259	2:04.313
89	1 Lap	2:24.090
31	1:48.324	1:56.186
90	1:49.193	1:56.379
728	2:04.375	2:07.042

LAP 2 @ 14:01:34.445

NO	BEHIND	LAP TIME
74		1:50.115
911	2.707	1:51.487
49	5.963	1:52.500
991	8.463	1:53.262
113	14.029	1:55.306
175	14.426	1:54.596
69	14.784	1:52.372
24	14.880	1:57.125
59	15.233	1:55.230
12	15.270	1:54.915
888	17.938	1:57.144
42	18.943	1:56.775
17	19.498	1:56.775
30	20.252	1:57.179
77	22.025	1:58.491
155	24.813	1:59.963
16	28.433	2:00.351
43	31.357	2:02.836
728	41.358	2:08.407
26	1:00.579	2:20.528
226	1:00.685	1:52.311
169	1:03.932	1:52.909
90	1:12.476	1:58.527
18	1:14.850	1:59.516
89	1:16.924	2:27.696
31	1:17.122	1:59.534
148	1:19.130	2:00.778

LAP 4 @ 14:05:13.607

NO	BEHIND	LAP TIME
74		1:50.423
89	1 Lap	2:25.661
911	7.963	1:52.129
36	1 Lap	2:09.632
49	13.403	1:53.863
991	13.877	1:53.097
69	17.152	1:50.667
188	1 Lap	2:12.591
53	1 Lap	2:12.725
175	23.464	1:53.871
24	23.930	1:54.043
59	24.336	1:53.949
12	25.166	1:55.034
113	25.454	1:56.065
888	28.893	1:54.773
42	31.507	1:55.271
17	35.486	1:57.618
30	36.382	1:57.676
77	37.720	1:56.550
155	41.430	1:57.592
16	49.070	1:59.629
43	1:00.699	2:04.259
226	1:05.062	1:51.966
169	1:10.315	1:52.564
728	1:15.003	2:05.913

LAP 6 @ 14:08:54.862

NO	BEHIND	LAP TIME
74		1:50.936
32	1 Lap	1:59.649
11	1 Lap	2:03.686
911	11.192	1:52.551
69	15.991	1:49.162
991	17.817	1:51.465
49	18.670	1:52.461
24	29.375	1:52.947
59	30.700	1:53.318
175	31.192	1:53.927
12	31.302	1:52.975
113	33.784	1:54.722
888	38.958	1:55.604
42	41.483	1:55.255
36	1 Lap	2:08.104
17	46.268	1:55.912
26	1 Lap	2:34.300
30	49.745	1:57.369
155	56.290	1:58.664
77	56.769	2:02.155
53	1 Lap	2:12.242
226	1:08.195	1:52.550

Weather / Track : Cloudy / Dry

Donington Park GP

Circuit Length = 2.4873 miles

Start: 13:57 Flag 14:10 End: 14:13

BMCRC - MRO Championships 2016 - Rnd 2 @ Donington Park GP

BMCRC Rookie Minitwins & EDIasia Rookie 400

RACE 11 - SECTOR ANALYSIS

SECTOR 1 = FL to I1, SECTOR 2 = I1 to FL, DIFF = Difference To Personal Best Lap

P1 74 RMT Daniel SINGLETON		Suzuki - SDC				
IDEAL LAP TIME : 1:48.739		BEST LAP TIME : 1:48.739		DIFFERENCE : 0.000		
LAP	SECTOR 1	SECTOR 2	LAP TIME	MPH	DIFF	TIME OF DAY
1 -			1:52.750	79.41	4.011	13:59:44.330
2 -	54.051	56.064	1:50.115 (2)	81.31	1.376	14:01:34.445
3 -	53.458	55.281	1:48.739 (1)	82.34		14:03:23.184
4 -	53.760	56.663	1:50.423	81.09	1.684	14:05:13.607
5 -	54.247	56.072	1:50.319 (3)	81.16	1.580	14:07:03.926
6 -	54.987	55.949	1:50.936	80.71	2.197	14:08:54.862
7 -	54.168	58.610	1:52.778	79.39	4.039	14:10:47.640

P2 911 RMT Kaine SHERIFF		Suzuki -				
IDEAL LAP TIME : 1:51.200		BEST LAP TIME : 1:51.235		DIFFERENCE : 0.035		
LAP	SECTOR 1	SECTOR 2	LAP TIME	MPH	DIFF	TIME OF DAY
1 -			1:54.085	78.48	2.850	13:59:45.665
2 -	54.367	57.120	1:51.487 (2)	80.31	0.252	14:01:37.152
3 -	54.604	57.685	1:52.289	79.74	1.054	14:03:29.441
4 -	55.092	57.037	1:52.129	79.85	0.894	14:05:21.570
5 -	54.643	57.290	1:51.933 (3)	79.99	0.698	14:07:13.503
6 -	55.338	57.213	1:52.551	79.55	1.316	14:09:06.054
7 -	54.402	56.833	1:51.235 (1)	80.50		14:10:57.289

P3 69 RMT Justin SHARP		Kawasaki - SDC				
IDEAL LAP TIME : 1:49.004		BEST LAP TIME : 1:49.058		DIFFERENCE : 0.054		
LAP	SECTOR 1	SECTOR 2	LAP TIME	MPH	DIFF	TIME OF DAY
1 -		1:00.300	2:05.277	71.47	16.219	13:59:56.857
2 -	55.142	57.230	1:52.372	79.68	3.314	14:01:49.229
3 -	54.551	56.312	1:50.863	80.77	1.805	14:03:40.092
4 -	53.997	56.670	1:50.667 (3)	80.91	1.609	14:05:30.759
5 -	54.868	56.064	1:50.932	80.72	1.874	14:07:21.691
6 -	53.790	55.372	1:49.162 (2)	82.02	0.104	14:09:10.853
7 -	53.632	55.426	1:49.058 (1)	82.10		14:10:59.911

P4 991 RMT Marc CUNNINGHAM		Suzuki -				
IDEAL LAP TIME : 1:51.123		BEST LAP TIME : 1:51.465		DIFFERENCE : 0.342		
LAP	SECTOR 1	SECTOR 2	LAP TIME	MPH	DIFF	TIME OF DAY
1 -		57.945	1:58.066	75.84	6.601	13:59:49.646
2 -	55.770	57.492	1:53.262	79.05	1.797	14:01:42.908
3 -	54.409	57.070	1:51.479 (2)	80.32	0.014	14:03:34.387
4 -	55.012	58.085	1:53.097	79.17	1.632	14:05:27.484
5 -	56.918	56.812	1:53.730	78.73	2.265	14:07:21.214
6 -	54.751	56.714	1:51.465 (1)	80.33		14:09:12.679
7 -	54.676	57.055	1:51.731 (3)	80.14	0.266	14:11:04.410

P5 49 RMT George COPEMAN		Suzuki -				
IDEAL LAP TIME : 1:52.251		BEST LAP TIME : 1:52.461		DIFFERENCE : 0.210		
LAP	SECTOR 1	SECTOR 2	LAP TIME	MPH	DIFF	TIME OF DAY
1 -		58.031	1:56.328	76.97	3.867	13:59:47.908
2 -	55.299	57.201	1:52.500 (2)	79.59	0.039	14:01:40.408
3 -	55.571	57.168	1:52.739 (3)	79.42	0.278	14:03:33.147
4 -	55.630	58.233	1:53.863	78.64	1.402	14:05:27.010
5 -	56.384	57.677	1:54.061	78.50	1.600	14:07:21.071
6 -	55.505	56.956	1:52.461 (1)	79.62		14:09:13.532
7 -	55.295	57.758	1:53.053	79.20	0.592	14:11:06.585

P6 24 RMT Alex SIMMONS		Suzuki - Westcountry Windings				
IDEAL LAP TIME : 1:52.758		BEST LAP TIME : 1:52.794		DIFFERENCE : 0.036		
LAP	SECTOR 1	SECTOR 2	LAP TIME	MPH	DIFF	TIME OF DAY
1 -						
2 -	55.299	57.201	1:52.500 (2)	79.59	0.039	14:01:40.408
3 -	55.571	57.168	1:52.739 (3)	79.42	0.278	14:03:33.147
4 -	55.630	58.233	1:53.863	78.64	1.402	14:05:27.010
5 -	56.384	57.677	1:54.061	78.50	1.600	14:07:21.071
6 -	55.505	56.956	1:52.461 (1)	79.62		14:09:13.532
7 -	55.295	57.758	1:53.053	79.20	0.592	14:11:06.585

Weather / Track : Cloudy / Dry

Donington Park GP
Circuit Length = 2.4873 miles
Start: 13:57 Flag 14:10 End: 14:13

BMCRC - MRO Championships 2016 - Rnd 2 @ Donington Park GP

BMCRC Rookie Minitwins & EDIasia Rookie 400

RACE 11 - SECTOR ANALYSIS

SECTOR 1 = FL to I1, SECTOR 2 = I1 to FL, DIFF = Difference To Personal Best Lap

1 -		58.558		2:00.620	74.23	7.826	13:59:52.200
2 -	57.696	59.429		1:57.125	76.45	4.331	14:01:49.325
3 -	56.173	57.996		1:54.169	78.43	1.375	14:03:43.494
4 -	56.045	57.998		1:54.043	78.51	1.249	14:05:37.537
5 -	56.475	57.278		1:53.753 (3)	78.71	0.959	14:07:31.290
6 -	55.581	57.366		1:52.947 (2)	79.28	0.153	14:09:24.237
7 -	55.480	57.314		1:52.794 (1)	79.38		14:11:17.031

P7 12 RMT Stephen EDWARDS		Suzuki -				
IDEAL LAP TIME : 1:52.147		BEST LAP TIME : 1:52.147		DIFFERENCE : 0.000		
LAP	SECTOR 1	SECTOR 2	LAP TIME	MPH	DIFF	TIME OF DAY
1 -		59.399	2:03.220	72.67	11.073	13:59:54.800
2 -	56.679	58.236	1:54.915	77.92	2.768	14:01:49.715
3 -	56.296	57.728	1:54.024 (3)	78.53	1.877	14:03:43.739
4 -	57.081	57.953	1:55.034	77.84	2.887	14:05:38.773
5 -	56.706	57.710	1:54.416	78.26	2.269	14:07:33.189
6 -	55.455	57.520	1:52.975 (2)	79.26	0.828	14:09:26.164
7 -	55.345	56.802	1:52.147 (1)	79.84		14:11:18.311

P8 59 RMT Thurstan GREEN		Suzuki -				
IDEAL LAP TIME : 1:53.318		BEST LAP TIME : 1:53.318		DIFFERENCE : 0.000		
LAP	SECTOR 1	SECTOR 2	LAP TIME	MPH	DIFF	TIME OF DAY
1 -		59.822	2:02.868	72.87	9.550	13:59:54.448
2 -	55.724	59.506	1:55.230	77.70	1.912	14:01:49.678
3 -	56.098	58.218	1:54.316	78.33	0.998	14:03:43.994
4 -	56.121	57.828	1:53.949 (3)	78.58	0.631	14:05:37.943
5 -	55.874	58.427	1:54.301	78.34	0.983	14:07:32.244
6 -	55.512	57.806	1:53.318 (1)	79.02		14:09:25.562
7 -	56.027	57.806	1:53.833 (2)	78.66	0.515	14:11:19.395

P9 175 RMT Richard TYRER		Suzuki -				
IDEAL LAP TIME : 1:53.362		BEST LAP TIME : 1:53.362		DIFFERENCE : 0.000		
LAP	SECTOR 1	SECTOR 2	LAP TIME	MPH	DIFF	TIME OF DAY
1 -		59.897	2:02.695	72.98	9.333	13:59:54.275
2 -	56.257	58.339	1:54.596	78.13	1.234	14:01:48.871
3 -	56.351	57.978	1:54.329	78.32	0.967	14:03:43.200
4 -	56.000	57.871	1:53.871 (2)	78.63	0.509	14:05:37.071
5 -	56.469	58.587	1:55.056	77.82	1.694	14:07:32.127
6 -	56.229	57.698	1:53.927 (3)	78.59	0.565	14:09:26.054
7 -	55.791	57.571	1:53.362 (1)	78.98		14:11:19.416

P10 113 RMT Sam ELKINS		Suzuki - Me Old Man				
IDEAL LAP TIME : 1:52.551		BEST LAP TIME : 1:52.551		DIFFERENCE : 0.000		
LAP	SECTOR 1	SECTOR 2	LAP TIME	MPH	DIFF	TIME OF DAY
1 -		59.230	2:01.588	73.64	9.037	13:59:53.168
2 -	56.809	58.497	1:55.306	77.65	2.755	14:01:48.474
3 -	56.046	58.476	1:54.522 (2)	78.18	1.971	14:03:42.996
4 -	57.353	58.712	1:56.065	77.15	3.514	14:05:39.061
5 -	56.628	58.235	1:54.863	77.95	2.312	14:07:33.924
6 -	56.690	58.032	1:54.722 (3)	78.05	2.171	14:09:28.646
7 -	54.999	57.552	1:52.551 (1)	79.55		14:11:21.197

P11 42 RMT Gary CARLIN		Suzuki -				
IDEAL LAP TIME : 1:54.278		BEST LAP TIME : 1:54.435		DIFFERENCE : 0.157		
LAP	SECTOR 1	SECTOR 2	LAP TIME	MPH	DIFF	TIME OF DAY
1 -		1:01.841	2:05.033	71.61	10.598	13:59:56.613
2 -	56.740	1:00.035	1:56.775	76.68	2.340	14:01:53.388
3 -	56.996	59.459	1:56.455	76.89	2.020	14:03:49.843
4 -	56.429	58.842	1:55.271 (3)	77.68	0.836	14:05:45.114

Weather / Track : Cloudy / Dry

Donington Park GP
Circuit Length = 2.4873 miles
Start: 13:57 Flag 14:10 End: 14:13

BMCRC - MRO Championships 2016 - Rnd 2 @ Donington Park GP

BMCRC Rookie Minitwins & EDIasia Rookie 400

RACE 11 - SECTOR ANALYSIS

SECTOR 1 = FL to I1, SECTOR 2 = I1 to FL, DIFF = Difference To Personal Best Lap

5 -	56.054	59.922	1:55.976	77.20	1.541	14:07:41.090
6 -	55.573	59.682	1:55.255 (2)	77.69	0.820	14:09:36.345
7 -	55.730	58.705	1:54.435 (1)	78.24		14:11:30.780

P12 888 RMT Thomas HOWARD		Suzuki - Parabolica Solutions				
IDEAL LAP TIME : 1:54.642		BEST LAP TIME : 1:54.773		DIFFERENCE : 0.131		
LAP	SECTOR 1	SECTOR 2	LAP TIME	MPH	DIFF	TIME OF DAY
1 -		1:01.196	2:03.659	72.41	8.886	13:59:55.239
2 -	57.239	59.905	1:57.144	76.43	2.371	14:01:52.383
3 -	57.294	58.050	1:55.344 (2)	77.63	0.571	14:03:47.727
4 -	56.713	58.060	1:54.773 (1)	78.01		14:05:42.500
5 -	56.592	59.124	1:55.716	77.38	0.943	14:07:38.216
6 -	57.064	58.540	1:55.604 (3)	77.45	0.831	14:09:33.820
7 -	57.406	59.694	1:57.100	76.46	2.327	14:11:30.920

P13 17 RMT Ieva BAUBLYTE		Suzuki - 1st Moto Solutions				
IDEAL LAP TIME : 1:54.986		BEST LAP TIME : 1:55.912		DIFFERENCE : 0.926		
LAP	SECTOR 1	SECTOR 2	LAP TIME	MPH	DIFF	TIME OF DAY
1 -		1:00.801	2:05.588	71.29	9.676	13:59:57.168
2 -	56.769	1:00.006	1:56.775 (3)	76.68	0.863	14:01:53.943
3 -	57.795	59.737	1:57.532	76.18	1.620	14:03:51.475
4 -	58.486	59.132	1:57.618	76.13	1.706	14:05:49.093
5 -	57.501	58.624	1:56.125 (2)	77.11	0.213	14:07:45.218
6 -	57.695	58.217	1:55.912 (1)	77.25		14:09:41.130
7 -	1:01.721	1:00.886	2:02.607	73.03	6.695	14:11:43.737

P14 30 RMT Andrew PLAYLE		Suzuki - HP Racing				
IDEAL LAP TIME : 1:56.693		BEST LAP TIME : 1:57.179		DIFFERENCE : 0.486		
LAP	SECTOR 1	SECTOR 2	LAP TIME	MPH	DIFF	TIME OF DAY
1 -		1:01.999	2:05.938	71.10	8.759	13:59:57.518
2 -	57.555	59.624	1:57.179 (1)	76.41		14:01:54.697
3 -	57.250	1:00.366	1:57.616	76.13	0.437	14:03:52.313
4 -	57.649	1:00.027	1:57.676	76.09	0.497	14:05:49.989
5 -	57.729	59.520	1:57.249 (2)	76.37	0.070	14:07:47.238
6 -	57.926	59.443	1:57.369 (3)	76.29	0.190	14:09:44.607
7 -	58.513	1:02.488	2:01.001	74.00	3.822	14:11:45.608

P15 155 RMT Richard HARRIS		Suzuki - HP Racing				
IDEAL LAP TIME : 1:56.884		BEST LAP TIME : 1:57.451		DIFFERENCE : 0.567		
LAP	SECTOR 1	SECTOR 2	LAP TIME	MPH	DIFF	TIME OF DAY
1 -		1:03.407	2:07.715	70.11	10.264	13:59:59.295
2 -	1:00.565	59.398	1:59.963	74.64	2.512	14:01:59.258
3 -	58.268	59.919	1:58.187 (3)	75.76	0.736	14:03:57.445
4 -	57.754	59.838	1:57.592 (2)	76.14	0.141	14:05:55.037
5 -	57.672	59.779	1:57.451 (1)	76.23		14:07:52.488
6 -	59.327	59.337	1:58.664	75.46	1.213	14:09:51.152
7 -	59.121	59.212	1:58.333	75.67	0.882	14:11:49.485

P16 77 RMT Arran KEMP		Suzuki - A.V.Ceilings				
IDEAL LAP TIME : 1:56.457		BEST LAP TIME : 1:56.550		DIFFERENCE : 0.093		
LAP	SECTOR 1	SECTOR 2	LAP TIME	MPH	DIFF	TIME OF DAY
1 -		1:00.820	2:06.399	70.84	9.849	13:59:57.979
2 -	58.961	59.530	1:58.491	75.57	1.941	14:01:56.470
3 -	59.263	59.044	1:58.307 (3)	75.68	1.757	14:03:54.777
4 -	58.095	58.455	1:56.550 (1)	76.82		14:05:51.327
5 -	58.002	1:00.147	1:58.149 (2)	75.78	1.599	14:07:49.476
6 -	1:02.557	59.598	2:02.155	73.30	5.605	14:09:51.631
7 -	59.416	59.157	1:58.573	75.51	2.023	14:11:50.204

Weather / Track : Cloudy / Dry

Donington Park GP
Circuit Length = 2.4873 miles
Start: 13:57 Flag 14:10 End: 14:13

BMCRC - MRO Championships 2016 - Rnd 2 @ Donington Park GP

BMCRC Rookie Minitwins & EDIasia Rookie 400

RACE 11 - SECTOR ANALYSIS

SECTOR 1 = FL to I1, SECTOR 2 = I1 to FL, DIFF = Difference To Personal Best Lap

P17 226 R4 Adam HARTGROVE		Kawasaki -				
IDEAL LAP TIME : 1:51.424		BEST LAP TIME : 1:51.573		DIFFERENCE : 0.149		
LAP	SECTOR 1	SECTOR 2	LAP TIME	MPH	DIFF	TIME OF DAY
1 -		57.524	2:51.239	52.29	59.666	14:00:42.819
2 -	55.745	56.566	1:52.311	79.72	0.738	14:02:35.130
3 -	54.875	56.698	1:51.573 (1)	80.25		14:04:26.703
4 -	55.307	56.659	1:51.966 (3)	79.97	0.393	14:06:18.669
5 -	54.858	56.980	1:51.838 (2)	80.06	0.265	14:08:10.507
6 -	55.073	57.477	1:52.550	79.55	0.977	14:10:03.057
7 -	54.903	57.580	1:52.483	79.60	0.910	14:11:55.540

P18 169 R4 Bob MASTERS		Honda - Roja Marketing Limited				
IDEAL LAP TIME : 1:51.159		BEST LAP TIME : 1:51.544		DIFFERENCE : 0.385		
LAP	SECTOR 1	SECTOR 2	LAP TIME	MPH	DIFF	TIME OF DAY
1 -		58.405	2:53.888	51.49	1:02.344	14:00:45.468
2 -	54.802	58.107	1:52.909 (3)	79.30	1.365	14:02:38.377
3 -	56.334	56.647	1:52.981	79.25	1.437	14:04:31.358
4 -	55.261	57.303	1:52.564 (2)	79.54	1.020	14:06:23.922
5 -	54.926	58.161	1:53.087	79.18	1.543	14:08:17.009
6 -	54.512	57.032	1:51.544 (1)	80.27		14:10:08.553
7 -	55.590	57.401	1:52.991	79.24	1.447	14:12:01.544

P19 16 RMT Geoff LANSDELL		Suzuki - EPG Domestic				
IDEAL LAP TIME : 1:58.960		BEST LAP TIME : 1:59.629		DIFFERENCE : 0.669		
LAP	SECTOR 1	SECTOR 2	LAP TIME	MPH	DIFF	TIME OF DAY
1 -		1:03.057	2:10.947	68.38	11.318	14:00:02.527
2 -	59.786	1:00.565	2:00.351	74.40	0.722	14:02:02.878
3 -	59.433	1:00.737	2:00.170 (3)	74.51	0.541	14:04:03.048
4 -	58.865	1:00.764	1:59.629 (1)	74.85		14:06:02.677
5 -	58.854	1:01.839	2:00.693	74.19	1.064	14:08:03.370
6 -	58.788	1:01.186	1:59.974 (2)	74.63	0.345	14:10:03.344
7 -	1:01.118	1:00.172	2:01.290	73.82	1.661	14:12:04.634

P20 43 RMT Robert DAVIE		Suzuki -				
IDEAL LAP TIME : 2:01.861		BEST LAP TIME : 2:02.836		DIFFERENCE : 0.975		
LAP	SECTOR 1	SECTOR 2	LAP TIME	MPH	DIFF	TIME OF DAY
1 -		1:04.307	2:11.386	68.15	8.550	14:00:02.966
2 -	1:00.400	1:02.436	2:02.836 (1)	72.89		14:02:05.802
3 -	1:00.718	1:03.527	2:04.245 (3)	72.07	1.409	14:04:10.047
4 -	59.425	1:04.834	2:04.259	72.06	1.423	14:06:14.306
5 -	1:00.639	1:03.883	2:04.522	71.91	1.686	14:08:18.828
6 -	59.950	1:03.808	2:03.758 (2)	72.35	0.922	14:10:22.586
7 -	59.546	1:04.767	2:04.313	72.03	1.477	14:12:26.899

P21 31 R4 Andrew LAWRENCE		Yamaha - Oaks carpentry				
IDEAL LAP TIME : 1:55.348		BEST LAP TIME : 1:55.563		DIFFERENCE : 0.215		
LAP	SECTOR 1	SECTOR 2	LAP TIME	MPH	DIFF	TIME OF DAY
1 -		1:00.962	3:00.453	49.62	1:04.890	14:00:52.033
2 -	58.650	1:00.884	1:59.534	74.91	3.971	14:02:51.567
3 -	57.979	1:00.965	1:58.944	75.28	3.381	14:04:50.511
4 -	57.858	1:00.066	1:57.924	75.93	2.361	14:06:48.435
5 -	56.505	59.058	1:55.563 (1)	77.48		14:08:43.998
6 -	56.917	58.863	1:55.780 (2)	77.34	0.217	14:10:39.778
7 -	56.485	59.701	1:56.186 (3)	77.07	0.623	14:12:35.964

P22 90 R4 Steve RAPA		Honda - Castech developments				
IDEAL LAP TIME : 1:55.759		BEST LAP TIME : 1:56.379		DIFFERENCE : 0.620		
LAP	SECTOR 1	SECTOR 2	LAP TIME	MPH	DIFF	TIME OF DAY
1 -						
2 -	58.650	1:00.884	1:59.534	74.91	3.971	14:02:51.567
3 -	57.979	1:00.965	1:58.944	75.28	3.381	14:04:50.511
4 -	57.858	1:00.066	1:57.924	75.93	2.361	14:06:48.435
5 -	56.505	59.058	1:55.563 (1)	77.48		14:08:43.998
6 -	56.917	58.863	1:55.780 (2)	77.34	0.217	14:10:39.778
7 -	56.485	59.701	1:56.186 (3)	77.07	0.623	14:12:35.964

Weather / Track : Cloudy / Dry

Donington Park GP
Circuit Length = 2.4873 miles
Start: 13:57 Flag 14:10 End: 14:13

BMCRC - MRO Championships 2016 - Rnd 2 @ Donington Park GP

BMCRC Rookie Minitwins & EDIasia Rookie 400

RACE 11 - SECTOR ANALYSIS

SECTOR 1 = FL to I1, SECTOR 2 = I1 to FL, DIFF = Difference To Personal Best Lap

1 -		1:00.279	2:56.814	50.64	1:00.435	14:00:48.394
2 -	57.903	1:00.624	1:58.527	75.54	2.148	14:02:46.921
3 -	58.096	1:01.224	1:59.320	75.04	2.941	14:04:46.241
4 -	57.179	1:01.008	1:58.187	75.76	1.808	14:06:44.428
5 -	57.316	1:00.547	1:57.863 (2)	75.97	1.484	14:08:42.291
6 -	58.304	59.859	1:58.163 (3)	75.78	1.784	14:10:40.454
7 -	57.799	58.580	1:56.379 (1)	76.94		14:12:36.833

P23 728 RMT David DOWNING			Suzuki -			
IDEAL LAP TIME : 2:05.913		BEST LAP TIME : 2:05.913		DIFFERENCE : 0.000		

LAP	SECTOR 1	SECTOR 2	LAP TIME	MPH	DIFF	TIME OF DAY
1 -		1:06.080	2:15.816	65.93	9.903	14:00:07.396
2 -	1:03.566	1:04.841	2:08.407	69.73	2.494	14:02:15.803
3 -	1:03.031	1:03.863	2:06.894 (2)	70.56	0.981	14:04:22.697
4 -	1:02.367	1:03.546	2:05.913 (1)	71.11		14:06:28.610
5 -	1:02.622	1:05.779	2:08.401	69.73	2.488	14:08:37.011
6 -	1:02.879	1:05.083	2:07.962	69.97	2.049	14:10:44.973
7 -	1:02.791	1:04.251	2:07.042 (3)	70.48	1.129	14:12:52.015

P24 148 R4 Ashley SINCLAIR			Kawasaki -			
IDEAL LAP TIME : 1:57.908		BEST LAP TIME : 1:58.911		DIFFERENCE : 1.003		

LAP	SECTOR 1	SECTOR 2	LAP TIME	MPH	DIFF	TIME OF DAY
1 -		1:01.223	3:01.217	49.41	1:02.306	14:00:52.797
2 -	1:00.301	1:00.477	2:00.778	74.13	1.867	14:02:53.575
3 -	59.888	59.373	1:59.261 (3)	75.08	0.350	14:04:52.836
4 -	59.591	1:00.095	1:59.686	74.81	0.775	14:06:52.522
5 -	58.535	1:00.384	1:58.919 (2)	75.29	0.008	14:08:51.441
6 -	58.776	1:00.135	1:58.911 (1)	75.30		14:10:50.352

P25 32 R4 Paul HANTON			Yamaha - Oaks carpentry			
IDEAL LAP TIME : 1:58.494		BEST LAP TIME : 1:58.494		DIFFERENCE : 0.000		

LAP	SECTOR 1	SECTOR 2	LAP TIME	MPH	DIFF	TIME OF DAY
1 -		1:02.359	3:01.197	49.41	1:02.703	14:00:52.777
2 -	1:00.657	1:01.235	2:01.892	73.46	3.398	14:02:54.669
3 -	1:00.829	1:00.858	2:01.687	73.58	3.193	14:04:56.356
4 -	1:00.484	1:00.938	2:01.422 (3)	73.74	2.928	14:06:57.778
5 -	59.300	1:00.349	1:59.649 (2)	74.83	1.155	14:08:57.427
6 -	58.775	59.719	1:58.494 (1)	75.56		14:10:55.921

P26 11 R4 Paul MIDDLETON			Yamaha -			
IDEAL LAP TIME : 2:01.560		BEST LAP TIME : 2:01.763		DIFFERENCE : 0.203		

LAP	SECTOR 1	SECTOR 2	LAP TIME	MPH	DIFF	TIME OF DAY
1 -		1:02.991	3:00.621	49.57	58.858	14:00:52.201
2 -	1:00.365	1:01.820	2:02.185 (2)	73.28	0.422	14:02:54.386
3 -	1:00.568	1:01.195	2:01.763 (1)	73.54		14:04:56.149
4 -	1:04.393	1:01.801	2:06.194	70.95	4.431	14:07:02.343
5 -	1:01.646	1:02.040	2:03.686	72.39	1.923	14:09:06.029
6 -	1:00.487	1:01.968	2:02.455 (3)	73.12	0.692	14:11:08.484

P27 36 R4 Mathew COLE			Kawasaki - Hampshire Hypnotherapy			
IDEAL LAP TIME : 2:06.152		BEST LAP TIME : 2:07.600		DIFFERENCE : 1.448		

LAP	SECTOR 1	SECTOR 2	LAP TIME	MPH	DIFF	TIME OF DAY
1 -		1:06.805	3:10.316	47.05	1:02.716	14:01:01.896
2 -	1:04.311	1:08.079	2:12.390	67.63	4.790	14:03:14.286
3 -	1:04.320	1:05.312	2:09.632	69.07	2.032	14:05:23.918
4 -	1:03.872	1:04.689	2:08.561 (3)	69.65	0.961	14:07:32.479
5 -	1:01.463	1:06.641	2:08.104 (2)	69.89	0.504	14:09:40.583
6 -	1:02.150	1:05.450	2:07.600 (1)	70.17		14:11:48.183

Weather / Track : Cloudy / Dry

Donington Park GP
Circuit Length = 2.4873 miles
Start: 13:57 Flag 14:10 End: 14:13

BMCRC - MRO Championships 2016 - Rnd 2 @ Donington Park GP

BMCRC Rookie Minitwins & EDIasia Rookie 400

RACE 11 - SECTOR ANALYSIS

SECTOR 1 = FL to I1, SECTOR 2 = I1 to FL, DIFF = Difference To Personal Best Lap

P28 26 RMT Steven DOLAN		Suzuki -				
IDEAL LAP TIME : 2:15.566		BEST LAP TIME : 2:16.820		DIFFERENCE : 1.254		
LAP	SECTOR 1	SECTOR 2	LAP TIME	MPH	DIFF	TIME OF DAY
1 -		1:08.131	2:22.916	62.65	6.096	14:00:14.496
2 -	1:11.133	1:09.395	2:20.528	63.72	3.708	14:02:35.024
3 -	1:07.478	1:09.493	2:16.971 (2)	65.37	0.151	14:04:51.995
4 -	1:08.732	1:08.088	2:16.820 (1)	65.44		14:07:08.815
5 -	1:21.564	1:12.736	2:34.300	58.03	17.480	14:09:43.115
6 -	1:09.964	1:08.712	2:18.676 (3)	64.57	1.856	14:12:01.791

P29 53 R4 Robert STEWART		Kawasaki -				
IDEAL LAP TIME : 2:11.482		BEST LAP TIME : 2:11.482		DIFFERENCE : 0.000		
LAP	SECTOR 1	SECTOR 2	LAP TIME	MPH	DIFF	TIME OF DAY
1 -		1:07.392	3:15.453	45.81	1:03.971	14:01:07.033
2 -	1:08.594	1:06.020	2:14.614	66.51	3.132	14:03:21.647
3 -	1:07.202	1:05.523	2:12.725	67.46	1.243	14:05:34.372
4 -	1:06.453	1:05.029	2:11.482 (1)	68.10		14:07:45.854
5 -	1:06.837	1:05.405	2:12.242 (2)	67.71	0.760	14:09:58.096
6 -	1:06.686	1:05.579	2:12.265 (3)	67.70	0.783	14:12:10.361

P30 89 RMT Rob COPP		Suzuki -				
IDEAL LAP TIME : 2:22.873		BEST LAP TIME : 2:24.090		DIFFERENCE : 1.217		
LAP	SECTOR 1	SECTOR 2	LAP TIME	MPH	DIFF	TIME OF DAY
1 -		1:14.724	2:32.093	58.87	8.003	14:00:23.673
2 -	1:12.927	1:14.769	2:27.696	60.62	3.606	14:02:51.369
3 -	1:11.703	1:13.958	2:25.661	61.47	1.571	14:05:17.030
4 -	1:11.737	1:12.530	2:24.267 (2)	62.06	0.177	14:07:41.297
5 -	1:10.343	1:14.395	2:24.738 (3)	61.86	0.648	14:10:06.035
6 -	1:11.393	1:12.697	2:24.090 (1)	62.14		14:12:30.125

P31 188 R4 Lydia THOMPSON		Kawasaki - Flintstone Racing - David Simons Tuning				
IDEAL LAP TIME : 2:12.138		BEST LAP TIME : 2:12.278		DIFFERENCE : 0.140		
LAP	SECTOR 1	SECTOR 2	LAP TIME	MPH	DIFF	TIME OF DAY
1 -		1:08.940	3:12.008	46.63	59.730	14:01:03.588
2 -	1:06.379	1:08.244	2:14.623 (3)	66.51	2.345	14:03:18.211
3 -	1:04.142	1:08.449	2:12.591 (2)	67.53	0.313	14:05:30.802
4 -	1:05.620	2:00.148	3:05.768	48.20	53.490	14:08:36.570
5 -	1:04.282	1:07.996	2:12.278 (1)	67.69		14:10:48.848

P32 18 R4 Sam DELANEY		Honda -				
IDEAL LAP TIME : 1:57.261		BEST LAP TIME : 1:57.261		DIFFERENCE : 0.000		
LAP	SECTOR 1	SECTOR 2	LAP TIME	MPH	DIFF	TIME OF DAY
1 -		1:01.122	2:58.199	50.24	1:00.938	14:00:49.779
2 -	58.931	1:00.585	1:59.516	74.92	2.255	14:02:49.295
3 -	58.201	1:00.416	1:58.617 (2)	75.49	1.356	14:04:47.912
4 -	57.668	59.593	1:57.261 (1)	76.36		14:06:45.173
5 -	58.253	1:01.182	1:59.435 (3)	74.97	2.174	14:08:44.608

BMCRC - MRO Championships 2016 - Rnd 2 @ Donington Park GP

BMCRC Rookie Minitwins & EDlasia Rookie 400

RACE 11 - BEST SECTORS

SECTOR 1			SECTOR 2			IDEAL / BEST COMPARISON						
POS	NO	NAME	TIME	NO	NAME	TIME	POS	NO	NAME	IDEAL	BEST	DIFF
									PERFECT LAP	1:48.739		
1	74	SINGLETON	53.458	74	SINGLETON	55.281	1	74	SINGLETON	1:48.739	1:48.739	0.000
2	69	SHARP	53.632	69	SHARP	55.372	2	69	SHARP	1:49.004	1:49.058	0.054
3	911	SHERIFF	54.367	226	HARTGROVE	56.566	3	991	CUNNINGHAM	1:51.123	1:51.465	0.342
4	991	CUNNINGHAM	54.409	169	MASTERS	56.647	4	169	MASTERS	1:51.159	1:51.544	0.385
5	169	MASTERS	54.512	991	CUNNINGHAM	56.714	5	911	SHERIFF	1:51.200	1:51.235	0.035
6	226	HARTGROVE	54.858	12	EDWARDS	56.802	6	226	HARTGROVE	1:51.424	1:51.573	0.149
7	113	ELKINS	54.999	911	SHERIFF	56.833	7	12	EDWARDS	1:52.147	1:52.147	0.000
8	49	COPEMAN	55.295	49	COPEMAN	56.956	8	49	COPEMAN	1:52.251	1:52.461	0.210
9	12	EDWARDS	55.345	24	SIMMONS	57.278	9	113	ELKINS	1:52.551	1:52.551	0.000
10	24	SIMMONS	55.480	113	ELKINS	57.552	10	24	SIMMONS	1:52.758	1:52.794	0.036
11	59	GREEN	55.512	175	TYRER	57.571	11	59	GREEN	1:53.318	1:53.318	0.000
12	42	CARLIN	55.573	59	GREEN	57.806	12	175	TYRER	1:53.362	1:53.362	0.000
13	175	TYRER	55.791	888	HOWARD	58.050	13	42	CARLIN	1:54.278	1:54.435	0.157
14	31	LAWRENCE	56.485	17	BAUBLYTE	58.217	14	888	HOWARD	1:54.642	1:54.773	0.131
15	888	HOWARD	56.592	77	KEMP	58.455	15	17	BAUBLYTE	1:54.986	1:55.912	0.926
16	17	BAUBLYTE	56.769	90	RAPA	58.580	16	31	LAWRENCE	1:55.348	1:55.563	0.215
17	90	RAPA	57.179	42	CARLIN	58.705	17	90	RAPA	1:55.759	1:56.379	0.620
18	30	PLAYLE	57.250	31	LAWRENCE	58.863	18	77	KEMP	1:56.457	1:56.550	0.093
19	18	DELANEY	57.668	155	HARRIS	59.212	19	30	PLAYLE	1:56.693	1:57.179	0.486
20	155	HARRIS	57.672	148	SINCLAIR	59.373	20	155	HARRIS	1:56.884	1:57.451	0.567
21	77	KEMP	58.002	30	PLAYLE	59.443	21	18	DELANEY	1:57.261	1:57.261	0.000
22	148	SINCLAIR	58.535	18	DELANEY	59.593	22	148	SINCLAIR	1:57.908	1:58.911	1.003
23	32	HANTON	58.775	32	HANTON	59.719	23	32	HANTON	1:58.494	1:58.494	0.000
24	16	LANSDELL	58.788	16	LANSDELL	1:00.172	24	16	LANSDELL	1:58.960	1:59.629	0.669
25	43	DAVIE	59.425	11	MIDDLETON	1:01.195	25	11	MIDDLETON	2:01.560	2:01.763	0.203
26	11	MIDDLETON	1:00.365	43	DAVIE	1:02.436	26	43	DAVIE	2:01.861	2:02.836	0.975
27	36	COLE	1:01.463	728	DOWNING	1:03.546	27	728	DOWNING	2:05.913	2:05.913	0.000
28	728	DOWNING	1:02.367	36	COLE	1:04.689	28	36	COLE	2:06.152	2:07.600	1.448
29	188	THOMPSON	1:04.142	53	STEWART	1:05.029	29	53	STEWART	2:11.482	2:11.482	0.000
30	53	STEWART	1:06.453	188	THOMPSON	1:07.996	30	188	THOMPSON	2:12.138	2:12.278	0.140
31	26	DOLAN	1:07.478	26	DOLAN	1:08.088	31	26	DOLAN	2:15.566	2:16.820	1.254
32	89	COPP	1:10.343	89	COPP	1:12.530	32	89	COPP	2:22.873	2:24.090	1.217

Weather / Track : Cloudy / Dry

Donington Park GP

Circuit Length = 2.4873 miles

Start: 13:57 Flag 14:10 End: 14:13

Results can be found at www.tsl-timing.com

Printed - 14:13 Sunday, 10 April 2016

BMCRC - MRO Championships 2016 - Rnd 2 @ Donington Park GP

BMCRC Rookie Minitwins & EDlasia Rookie 400

RACE 23 - CLASSIFICATION



POS	NO	CL	PIC NAME	ENTRY	LAPS	TIME	GAP	DIFF	MPH	BEST	ON
1	74	RMT	1 Daniel SINGLETON	Suzuki - SDC	6	11:07.237			80.31	1:48.285	2
2	69	RMT	2 Justin SHARP	Kawasaki - SDC	6	11:11.323	4.086	4.086	79.82	1:49.782	6
3	911	RMT	3 Kaine SHERIFF	Suzuki -	6	11:12.572	5.335	1.249	79.67	1:50.313	2
4	991	RMT	4 Marc CUNNINGHAM	Suzuki -	6	11:12.945	5.708	0.373	79.63	1:50.709	3
5	175	RMT	5 Richard TYRER	Suzuki -	6	11:16.845	9.608	3.900	79.17	1:51.474	5
6	24	RMT	6 Alex SIMMONS	Suzuki - Westcountry Windings	6	11:25.266	18.029	8.421	78.20	1:51.876	6
7	49	RMT	7 George COPEMAN	Suzuki -	6	11:26.281	19.044	1.015	78.08	1:52.162	6
8	59	RMT	8 Thurstan GREEN	Suzuki -	6	11:27.408	20.171	1.127	77.95	1:51.651	6
9	113	RMT	9 Sam ELKINS	Suzuki - Me Old Man	6	11:28.263	21.026	0.855	77.86	1:52.962	6
10	42	RMT	10 Gary CARLIN	Suzuki -	6	11:48.132	40.895	19.869	75.67	1:55.448	4
11	17	RMT	11 Ieva BAUBLYTE	Suzuki - 1st Moto Solutions	6	11:49.727	42.490	1.595	75.50	1:54.322	6
12	77	RMT	12 Arran KEMP	Suzuki - A.V.Ceilings	6	11:56.247	49.010	6.520	74.82	1:57.139	6
13	30	RMT	13 Andrew PLAYLE	Suzuki - HP Racing	6	12:01.318	54.081	5.071	74.29	1:58.365	3
14	155	RMT	14 Richard HARRIS	Suzuki - HP Racing	6	12:01.580	54.343	0.262	74.26	1:57.660	4
15	169	R4	1 Bob MASTERS	Honda - Roja Marketing Limited	6	12:18.143	1:10.906	16.563	72.60	1:51.480	6
16	16	RMT	15 Geoff LANSDALL	Suzuki - EPG Domestic	6	12:19.926	1:12.689	1.783	72.42	2:00.658	6
17	226	R4	2 Adam HARTGROVE	Kawasaki -	6	12:20.550	1:13.313	0.624	72.36	1:52.041	4
18	728	RMT	16 David DOWNING	Suzuki -	6	12:23.348	1:16.111	2.798	72.09	2:00.862	5
19	43	RMT	17 Robert DAVIE	Suzuki -	6	12:23.507	1:16.270	0.159	72.07	2:00.768	5
20	12	RMT	18 Stephen EDWARDS	Suzuki -	6	12:28.708	1:21.471	5.201	71.57	1:54.704	2
21	148	R4	3 Ashley SINCLAIR	Kawasaki -	6	12:48.003	1:40.766	19.295	69.77	1:55.637	5
22	31	R4	4 Andrew LAWRENCE	Yamaha - Oaks carpentry	6	12:52.960	1:45.723	4.957	69.33	1:55.951	4
23	90	R4	5 Steve RAPA	Honda - Castech developments	6	12:53.491	1:46.254	0.531	69.28	1:56.869	5
24	18	R4	6 Sam DELANEY	Honda -	6	12:53.836	1:46.599	0.345	69.25	1:57.266	3
25	32	R4	7 Paul HANTON	Yamaha - Oaks carpentry	6	13:04.695	1:57.458	10.859	68.29	1:59.170	6
26	36	R4	8 Mathew COLE	Kawasaki - Hampshire Hypnotherapy	5	11:56.503	1 Lap	1 Lap	62.29	2:08.633	4
27	53	R4	9 Robert STEWART	Kawasaki -	5	12:08.448	1 Lap	11.945	61.27	2:10.945	5
28	188	R4	10 Lydia THOMPSON	Kawasaki - Flintstone Racing - David Simons Tuning	5	12:31.885	1 Lap	23.437	59.36	2:15.136	2

NOT CLASSIFIED

DNF	26	RMT	Steven DOLAN	Suzuki -	1	2:36.231	5 Laps	4 Laps	56.44		
-----	----	-----	--------------	----------	---	----------	--------	--------	-------	--	--

FASTEST LAP

74	RMT	Daniel SINGLETON	Suzuki - SDC	2	1:48.285	82.69 mph	133.08 kph
169	R4	Bob MASTERS	Honda - Roja Marketing Limited	6	1:51.480	80.32 mph	129.26 kph

Class RMT - 90% of Race Speed = 72.27 mph

Class R4 - 90% of Race Speed = 65.34 mph

Donington Park GP

Circuit Length = 2.4873 miles

Start: 18:04 Flag 18:15 End: 18:17

Weather / Track : Cloudy / Dry

These results are provisional until the conclusion of any judicial and technical matters.

Clerk Of Course :	Timekeeper :
-------------------	--------------

Results can be found at www.tsl-timing.com

Printed - 18:18 Sunday, 10 April 2016



BMCRC - MRO Championships 2016 - Rnd 2 @ Donington Park GP

BMCRC Rookie Minitwins & EDIasia Rookie 400

RACE 23 - LAP CHART

LAP 1 @ 18:06:10.203		
NO	BEHIND	LAP TIME

74		1:55.265
911	0.021	1:55.286
175	1.369	1:56.634
991	1.823	1:57.088
69	2.709	1:57.974
49	3.009	1:58.274
24	3.833	1:59.098
59	4.764	2:00.029
113	6.222	2:01.487
12	6.524	2:01.789
42	9.193	2:04.458
77	9.436	2:04.701
17	10.084	2:05.349
30	10.962	2:06.227
155	13.205	2:08.470
16	14.329	2:09.594
728	14.377	2:09.642
43	15.717	2:10.982
26	40.966	2:36.231 P
226	59.876	2:55.141
169	59.923	2:55.188
148	1:06.800	3:02.065
90	1:08.587	3:03.852
31	1:08.886	3:04.151
18	1:09.195	3:04.460
32	1:09.719	3:04.984
188	1:20.622	3:15.887
36	1:21.154	3:16.419
53	1:21.572	3:16.837

LAP 2 @ 18:07:58.488		
NO	BEHIND	LAP TIME

74		1:48.285
911	2.049	1:50.313
69	4.260	1:49.836
175	4.782	1:51.698
991	5.147	1:51.609
49	8.234	1:53.510
24	8.945	1:53.397
59	9.519	1:53.040
113	11.000	1:53.063
12	12.943	1:54.704
42	16.411	1:55.503
77	18.794	1:57.643
17	20.932	1:59.133
30	22.383	1:59.706
155	24.270	1:59.350
16	27.622	2:01.578
728	29.149	2:03.057
43	31.286	2:03.854
169	1:04.465	1:52.827
226	1:04.853	1:53.262
148	1:16.361	1:57.846
90	1:18.580	1:58.278
18	1:19.298	1:58.388
31	1:20.539	1:59.938
32	1:21.570	2:00.136
36	1:44.376	2:11.507
188	1:47.473	2:15.136
53	1:47.816	2:14.529

LAP 3 @ 18:09:48.870		
NO	BEHIND	LAP TIME

74		1:50.382
911	2.840	1:51.173
69	4.378	1:50.500
991	5.474	1:50.709
175	6.277	1:51.877
49	11.356	1:53.504
24	11.663	1:53.100
59	12.160	1:53.023
113	13.700	1:53.082
42	21.575	1:55.546
17	27.932	1:57.382
77	28.179	1:59.767
30	30.366	1:58.365
155	32.219	1:58.331
16	40.049	2:02.809
728	42.512	2:03.745
43	42.820	2:01.916
12	55.371	2:32.810
169	1:07.960	1:53.877
226	1:08.597	1:54.126
148	1:22.910	1:56.931
18	1:26.182	1:57.266
90	1:27.458	1:59.260
31	1:28.010	1:57.853
32	1:30.887	1:59.699

LAP 4 @ 18:11:40.799		
NO	BEHIND	LAP TIME

74		1:51.929
911	3.994	1:53.083
69	4.591	1:52.142
991	5.237	1:51.692
175	7.166	1:52.818
36	1 Lap	2:10.099
24	14.170	1:54.436
49	14.763	1:55.336
113	15.759	1:53.988
59	15.940	1:55.709
53	1 Lap	2:13.251
42	25.094	1:55.448
188	1 Lap	2:21.968
17	32.139	1:56.136
77	34.182	1:57.932
30	37.295	1:58.858
155	37.950	1:57.660
16	50.011	2:01.891
43	54.023	2:03.132
728	54.607	2:04.024
12	1:03.096	1:59.654
169	1:08.194	1:52.163
226	1:08.709	1:52.041
148	1:28.506	1:57.525
18	1:31.736	1:57.483
31	1:32.032	1:55.951
90	1:33.612	1:58.083
32	1:39.578	2:00.620

LAP 5 @ 18:13:30.873		
NO	BEHIND	LAP TIME

74		1:50.074
911	4.543	1:50.623

69	5.606	1:51.089
991	6.065	1:50.902
175	8.566	1:51.474
24	17.455	1:53.359
49	18.184	1:53.495
113	19.366	1:53.681
59	19.822	1:53.956
36	1 Lap	2:08.633
42	32.805	1:57.785
17	39.470	1:57.405
53	1 Lap	2:12.886
77	43.173	1:59.065
30	46.176	1:58.955
155	46.566	1:58.690
188	1 Lap	2:18.607
16	1:03.333	2:03.396
43	1:04.717	2:00.768
728	1:05.395	2:00.862
169	1:10.728	1:52.608
226	1:10.931	1:52.296
12	1:11.854	1:58.832
148	1:34.069	1:55.637
18	1:39.202	1:57.540
90	1:40.407	1:56.869
31	1:40.707	1:58.749
32	1:49.590	2:00.086

LAP 6 @ 18:15:22.175		
NO	BEHIND	LAP TIME

74		1:51.302
69	4.086	1:49.782
911	5.335	1:52.094
991	5.708	1:50.945
175	9.608	1:52.344
24	18.029	1:51.876
49	19.044	1:52.162
59	20.171	1:51.651
113	21.026	1:52.962
42	40.895	1:59.392
17	42.490	1:54.322
77	49.010	1:57.139
36	1 Lap	2:09.845
30	54.081	1:59.207
155	54.343	1:59.079
53	1 Lap	2:10.945
169	1:10.906	1:51.480
16	1:12.689	2:00.658
226	1:13.313	1:53.684
728	1:16.111	2:02.018
43	1:16.270	2:02.855
12	1:21.471	2:00.919
188	1 Lap	2:20.287
148	1:40.766	1:57.999
31	1:45.723	1:56.318
90	1:46.254	1:57.149
18	1:46.599	1:58.699
32	1:57.458	1:59.170

Weather / Track : Cloudy / Dry

Results can be found at www.tsl-timing.com

Donington Park GP
Circuit Length = 2.4873 miles
Start: 18:04 Flag 18:15 End: 18:17

Printed - 18:18 Sunday, 10 April 2016

BMCRC - MRO Championships 2016 - Rnd 2 @ Donington Park GP

BMCRC Rookie Minitwins & EDIasia Rookie 400

RACE 23 - SECTOR ANALYSIS

SECTOR 1 = FL to I1, SECTOR 2 = I1 to FL, DIFF = Difference To Personal Best Lap

P1 74 RMT Daniel SINGLETON		Suzuki - SDC				
IDEAL LAP TIME : 1:48.285		BEST LAP TIME : 1:48.285		DIFFERENCE : 0.000		
LAP	SECTOR 1	SECTOR 2	LAP TIME	MPH	DIFF	TIME OF DAY
1 -			1:55.265	77.68	6.980	18:06:10.203
2 -	52.921	55.364	1:48.285 (1)	82.69		18:07:58.488
3 -	53.931	56.451	1:50.382 (3)	81.12	2.097	18:09:48.870
4 -	55.292	56.637	1:51.929	80.00	3.644	18:11:40.799
5 -	53.894	56.180	1:50.074 (2)	81.34	1.789	18:13:30.873
6 -	53.667	57.635	1:51.302	80.45	3.017	18:15:22.175

P2 69 RMT Justin SHARP		Kawasaki - SDC				
IDEAL LAP TIME : 1:49.002		BEST LAP TIME : 1:49.782		DIFFERENCE : 0.780		
LAP	SECTOR 1	SECTOR 2	LAP TIME	MPH	DIFF	TIME OF DAY
1 -			1:57.974	75.90	8.192	18:06:12.912
2 -	53.984	55.852	1:49.836 (2)	81.52	0.054	18:08:02.748
3 -	54.407	56.093	1:50.500 (3)	81.03	0.718	18:09:53.248
4 -	54.770	57.372	1:52.142	79.84	2.360	18:11:45.390
5 -	54.442	56.647	1:51.089	80.60	1.307	18:13:36.479
6 -	54.764	55.018	1:49.782 (1)	81.56		18:15:26.261

P3 911 RMT Kaine SHERIFF		Suzuki -				
IDEAL LAP TIME : 1:50.192		BEST LAP TIME : 1:50.313		DIFFERENCE : 0.121		
LAP	SECTOR 1	SECTOR 2	LAP TIME	MPH	DIFF	TIME OF DAY
1 -			1:55.286	77.67	4.973	18:06:10.224
2 -	53.670	56.643	1:50.313 (1)	81.17		18:08:00.537
3 -	54.195	56.978	1:51.173 (3)	80.54	0.860	18:09:51.710
4 -	55.696	57.387	1:53.083	79.18	2.770	18:11:44.793
5 -	54.080	56.543	1:50.623 (2)	80.94	0.310	18:13:35.416
6 -	55.572	56.522	1:52.094	79.88	1.781	18:15:27.510

P4 991 RMT Marc CUNNINGHAM		Suzuki -				
IDEAL LAP TIME : 1:50.401		BEST LAP TIME : 1:50.709		DIFFERENCE : 0.308		
LAP	SECTOR 1	SECTOR 2	LAP TIME	MPH	DIFF	TIME OF DAY
1 -			1:57.088	76.47	6.379	18:06:12.026
2 -	54.953	56.656	1:51.609	80.23	0.900	18:08:03.635
3 -	54.355	56.354	1:50.709 (1)	80.88		18:09:54.344
4 -	55.146	56.546	1:51.692	80.17	0.983	18:11:46.036
5 -	54.092	56.810	1:50.902 (2)	80.74	0.193	18:13:36.938
6 -	54.636	56.309	1:50.945 (3)	80.71	0.236	18:15:27.883

P5 175 RMT Richard TYRER		Suzuki -				
IDEAL LAP TIME : 1:50.964		BEST LAP TIME : 1:51.474		DIFFERENCE : 0.510		
LAP	SECTOR 1	SECTOR 2	LAP TIME	MPH	DIFF	TIME OF DAY
1 -			1:56.634	76.77	5.160	18:06:11.572
2 -	54.717	56.981	1:51.698 (2)	80.16	0.224	18:08:03.270
3 -	54.406	57.471	1:51.877 (3)	80.03	0.403	18:09:55.147
4 -	55.009	57.809	1:52.818	79.37	1.344	18:11:47.965
5 -	54.916	56.558	1:51.474 (1)	80.32		18:13:39.439
6 -	54.945	57.399	1:52.344	79.70	0.870	18:15:31.783

P6 24 RMT Alex SIMMONS		Suzuki - Westcountry Windings				
IDEAL LAP TIME : 1:51.876		BEST LAP TIME : 1:51.876		DIFFERENCE : 0.000		
LAP	SECTOR 1	SECTOR 2	LAP TIME	MPH	DIFF	TIME OF DAY
1 -			1:59.098	75.18	7.222	18:06:14.036
2 -	55.632	57.765	1:53.397	78.96	1.521	18:08:07.433
3 -	55.552	57.548	1:53.100 (2)	79.17	1.224	18:10:00.533
4 -	56.488	57.948	1:54.436	78.24	2.560	18:11:54.969
5 -	55.634	57.725	1:53.359 (3)	78.99	1.483	18:13:48.328

Weather / Track : Cloudy / Dry

Donington Park GP
Circuit Length = 2.4873 miles
Start: 18:04 Flag 18:15 End: 18:17

BMCRC - MRO Championships 2016 - Rnd 2 @ Donington Park GP

BMCRC Rookie Minitwins & EDlasia Rookie 400

RACE 23 - SECTOR ANALYSIS

SECTOR 1 = FL to I1, SECTOR 2 = I1 to FL, DIFF = Difference To Personal Best Lap

6 - 55.299 56.577 1:51.876 (1) 80.03 18:15:40.204

P7 49 RMT George COPEMAN		Suzuki -				
IDEAL LAP TIME : 1:52.162		BEST LAP TIME : 1:52.162		DIFFERENCE : 0.000		
LAP	SECTOR 1	SECTOR 2	LAP TIME	MPH	DIFF	TIME OF DAY
1 -			1:58.274	75.70	6.112	18:06:13.212
2 -	55.434	58.076	1:53.510	78.88	1.348	18:08:06.722
3 -	56.019	57.485	1:53.504 (3)	78.89	1.342	18:10:00.226
4 -	56.974	58.362	1:55.336	77.63	3.174	18:11:55.562
5 -	55.330	58.165	1:53.495 (2)	78.89	1.333	18:13:49.057
6 -	54.999	57.163	1:52.162 (1)	79.83		18:15:41.219

P8 59 RMT Thurstan GREEN		Suzuki -				
IDEAL LAP TIME : 1:51.651		BEST LAP TIME : 1:51.651		DIFFERENCE : 0.000		
LAP	SECTOR 1	SECTOR 2	LAP TIME	MPH	DIFF	TIME OF DAY
1 -			2:00.029	74.60	8.378	18:06:14.967
2 -	55.326	57.714	1:53.040 (3)	79.21	1.389	18:08:08.007
3 -	55.357	57.666	1:53.023 (2)	79.22	1.372	18:10:01.030
4 -	56.373	59.336	1:55.709	77.38	4.058	18:11:56.739
5 -	56.215	57.741	1:53.956	78.57	2.305	18:13:50.695
6 -	54.585	57.066	1:51.651 (1)	80.20		18:15:42.346

P9 113 RMT Sam ELKINS		Suzuki - Me Old Man				
IDEAL LAP TIME : 1:52.797		BEST LAP TIME : 1:52.962		DIFFERENCE : 0.165		
LAP	SECTOR 1	SECTOR 2	LAP TIME	MPH	DIFF	TIME OF DAY
1 -		58.882	2:01.487	73.70	8.525	18:06:16.425
2 -	55.498	57.565	1:53.063 (2)	79.19	0.101	18:08:09.488
3 -	55.232	57.850	1:53.082 (3)	79.18	0.120	18:10:02.570
4 -	55.369	58.619	1:53.988	78.55	1.026	18:11:56.558
5 -	55.369	58.312	1:53.681	78.76	0.719	18:13:50.239
6 -	55.273	57.689	1:52.962 (1)	79.26		18:15:43.201

P10 42 RMT Gary CARLIN		Suzuki -				
IDEAL LAP TIME : 1:55.384		BEST LAP TIME : 1:55.448		DIFFERENCE : 0.064		
LAP	SECTOR 1	SECTOR 2	LAP TIME	MPH	DIFF	TIME OF DAY
1 -		1:01.110	2:04.458	71.94	9.010	18:06:19.396
2 -	56.755	58.748	1:55.503 (2)	77.52	0.055	18:08:14.899
3 -	56.843	58.703	1:55.546 (3)	77.49	0.098	18:10:10.445
4 -	56.819	58.629	1:55.448 (1)	77.56		18:12:05.893
5 -	58.394	59.391	1:57.785	76.02	2.337	18:14:03.678
6 -	59.634	59.758	1:59.392	75.00	3.944	18:16:03.070

P11 17 RMT Ieva BAUBLYTE		Suzuki - 1st Moto Solutions				
IDEAL LAP TIME : 1:54.322		BEST LAP TIME : 1:54.322		DIFFERENCE : 0.000		
LAP	SECTOR 1	SECTOR 2	LAP TIME	MPH	DIFF	TIME OF DAY
1 -			2:05.349	71.43	11.027	18:06:20.287
2 -	58.050	1:01.083	1:59.133	75.16	4.811	18:08:19.420
3 -	57.639	59.743	1:57.382 (3)	76.28	3.060	18:10:16.802
4 -	57.447	58.689	1:56.136 (2)	77.10	1.814	18:12:12.938
5 -	57.192	1:00.213	1:57.405	76.26	3.083	18:14:10.343
6 -	56.164	58.158	1:54.322 (1)	78.32		18:16:04.665

P12 77 RMT Arran KEMP		Suzuki - A.V.Ceilings				
IDEAL LAP TIME : 1:57.139		BEST LAP TIME : 1:57.139		DIFFERENCE : 0.000		
LAP	SECTOR 1	SECTOR 2	LAP TIME	MPH	DIFF	TIME OF DAY
1 -		1:00.607	2:04.701	71.80	7.562	18:06:19.639
2 -	58.560	59.083	1:57.643 (2)	76.11	0.504	18:08:17.282
3 -	59.525	1:00.242	1:59.767	74.76	2.628	18:10:17.049

Weather / Track : Cloudy / Dry

Donington Park GP
Circuit Length = 2.4873 miles
Start: 18:04 Flag 18:15 End: 18:17

BMCRC - MRO Championships 2016 - Rnd 2 @ Donington Park GP

BMCRC Rookie Minitwins & EDIasia Rookie 400

RACE 23 - SECTOR ANALYSIS

SECTOR 1 = FL to I1, SECTOR 2 = I1 to FL, DIFF = Difference To Personal Best Lap

4 -	58.786	59.146	1:57.932 (3)	75.92	0.793	18:12:14.981
5 -	59.988	59.077	1:59.065	75.20	1.926	18:14:14.046
6 -	58.315	58.824	1:57.139 (1)	76.44		18:16:11.185

P13 30 RMT Andrew PLAYLE		Suzuki - HP Racing				
IDEAL LAP TIME : 1:58.278		BEST LAP TIME : 1:58.365				
		DIFFERENCE : 0.087				
LAP	SECTOR 1	SECTOR 2	LAP TIME	MPH	DIFF	TIME OF DAY
1 -		1:01.861	2:06.227	70.93	7.862	18:06:21.165
2 -	58.473	1:01.233	1:59.706	74.80	1.341	18:08:20.871
3 -	58.179	1:00.186	1:58.365 (1)	75.65		18:10:19.236
4 -	58.656	1:00.202	1:58.858 (2)	75.33	0.493	18:12:18.094
5 -	58.092	1:00.863	1:58.955 (3)	75.27	0.590	18:14:17.049
6 -	58.168	1:01.039	1:59.207	75.11	0.842	18:16:16.256

P14 155 RMT Richard HARRIS		Suzuki - HP Racing				
IDEAL LAP TIME : 1:57.437		BEST LAP TIME : 1:57.660				
		DIFFERENCE : 0.223				
LAP	SECTOR 1	SECTOR 2	LAP TIME	MPH	DIFF	TIME OF DAY
1 -		1:01.127	2:08.470	69.70	10.810	18:06:23.408
2 -	58.810	1:00.540	1:59.350	75.02	1.690	18:08:22.758
3 -	58.309	1:00.022	1:58.331 (2)	75.67	0.671	18:10:21.089
4 -	58.073	59.587	1:57.660 (1)	76.10		18:12:18.749
5 -	57.963	1:00.727	1:58.690 (3)	75.44	1.030	18:14:17.439
6 -	59.605	59.474	1:59.079	75.19	1.419	18:16:16.518

P15 169 R4 Bob MASTERS		Honda - Roja Marketing Limited				
IDEAL LAP TIME : 1:51.480		BEST LAP TIME : 1:51.480				
		DIFFERENCE : 0.000				
LAP	SECTOR 1	SECTOR 2	LAP TIME	MPH	DIFF	TIME OF DAY
1 -		58.555	2:55.188	51.11	1:03.708	18:07:10.126
2 -	55.323	57.504	1:52.827	79.36	1.347	18:09:02.953
3 -	56.089	57.788	1:53.877	78.63	2.397	18:10:56.830
4 -	55.174	56.989	1:52.163 (2)	79.83	0.683	18:12:48.993
5 -	54.866	57.742	1:52.608 (3)	79.51	1.128	18:14:41.601
6 -	54.742	56.738	1:51.480 (1)	80.32		18:16:33.081

P16 16 RMT Geoff LANSDSELL		Suzuki - EPG Domestic				
IDEAL LAP TIME : 2:00.658		BEST LAP TIME : 2:00.658				
		DIFFERENCE : 0.000				
LAP	SECTOR 1	SECTOR 2	LAP TIME	MPH	DIFF	TIME OF DAY
1 -		1:02.447	2:09.594	69.09	8.936	18:06:24.532
2 -	59.930	1:01.648	2:01.578 (2)	73.65	0.920	18:08:26.110
3 -	1:00.709	1:02.100	2:02.809	72.91	2.151	18:10:28.919
4 -	1:00.277	1:01.614	2:01.891 (3)	73.46	1.233	18:12:30.810
5 -	1:01.600	1:01.796	2:03.396	72.56	2.738	18:14:34.206
6 -	59.836	1:00.822	2:00.658 (1)	74.21		18:16:34.864

P17 226 R4 Adam HARTGROVE		Kawasaki -				
IDEAL LAP TIME : 1:51.624		BEST LAP TIME : 1:52.041				
		DIFFERENCE : 0.417				
LAP	SECTOR 1	SECTOR 2	LAP TIME	MPH	DIFF	TIME OF DAY
1 -		58.443	2:55.141	51.12	1:03.100	18:07:10.079
2 -	55.601	57.661	1:53.262 (3)	79.05	1.221	18:09:03.341
3 -	57.242	56.884	1:54.126	78.46	2.085	18:10:57.467
4 -	55.428	56.613	1:52.041 (1)	79.92		18:12:49.508
5 -	55.011	57.285	1:52.296 (2)	79.73	0.255	18:14:41.804
6 -	55.070	58.614	1:53.684	78.76	1.643	18:16:35.488

P18 728 RMT David DOWNING		Suzuki -				
IDEAL LAP TIME : 2:00.862		BEST LAP TIME : 2:00.862				
		DIFFERENCE : 0.000				
LAP	SECTOR 1	SECTOR 2	LAP TIME	MPH	DIFF	TIME OF DAY
1 -		1:03.108	2:09.642	69.07	8.780	18:06:24.580

Weather / Track : Cloudy / Dry

Donington Park GP
Circuit Length = 2.4873 miles
Start: 18:04 Flag 18:15 End: 18:17

BMCRC - MRO Championships 2016 - Rnd 2 @ Donington Park GP

BMCRC Rookie Minitwins & EDlasia Rookie 400

RACE 23 - SECTOR ANALYSIS

SECTOR 1 = FL to I1, SECTOR 2 = I1 to FL, DIFF = Difference To Personal Best Lap

2 -	1:00.382	1:02.675	2:03.057 (3)	72.76	2.195	18:08:27.637
3 -	1:00.785	1:02.960	2:03.745	72.36	2.883	18:10:31.382
4 -	1:01.739	1:02.285	2:04.024	72.19	3.162	18:12:35.406
5 -	59.461	1:01.401	2:00.862 (1)	74.08		18:14:36.268
6 -	1:00.107	1:01.911	2:02.018 (2)	73.38	1.156	18:16:38.286

P19 43 RMT Robert DAVIE			Suzuki -			
IDEAL LAP TIME : 2:00.768		BEST LAP TIME : 2:00.768		DIFFERENCE : 0.000		
LAP	SECTOR 1	SECTOR 2	LAP TIME	MPH	DIFF	TIME OF DAY
1 -		1:03.229	2:10.982	68.36	10.214	18:06:25.920
2 -	59.411	1:04.443	2:03.854	72.29	3.086	18:08:29.774
3 -	59.161	1:02.755	2:01.916 (2)	73.44	1.148	18:10:31.690
4 -	1:00.497	1:02.635	2:03.132	72.72	2.364	18:12:34.822
5 -	58.697	1:02.071	2:00.768 (1)	74.14		18:14:35.590
6 -	1:00.297	1:02.558	2:02.855 (3)	72.88	2.087	18:16:38.445

P20 12 RMT Stephen EDWARDS			Suzuki -			
IDEAL LAP TIME : 1:54.704		BEST LAP TIME : 1:54.704		DIFFERENCE : 0.000		
LAP	SECTOR 1	SECTOR 2	LAP TIME	MPH	DIFF	TIME OF DAY
1 -			2:01.789	73.52	7.085	18:06:16.727
2 -	56.885	57.819	1:54.704 (1)	78.06		18:08:11.431
3 -	1:30.902	1:01.908	2:32.810	58.59	38.106	18:10:44.241
4 -	59.917	59.737	1:59.654 (3)	74.83	4.950	18:12:43.895
5 -	59.135	59.697	1:58.832 (2)	75.35	4.128	18:14:42.727
6 -	59.740	1:01.179	2:00.919	74.05	6.215	18:16:43.646

P21 148 R4 Ashley SINCLAIR			Kawasaki -			
IDEAL LAP TIME : 1:55.637		BEST LAP TIME : 1:55.637		DIFFERENCE : 0.000		
LAP	SECTOR 1	SECTOR 2	LAP TIME	MPH	DIFF	TIME OF DAY
1 -		1:01.317	3:02.065	49.18	1:06.428	18:07:17.003
2 -	58.505	59.341	1:57.846	75.98	2.209	18:09:14.849
3 -	57.764	59.167	1:56.931 (2)	76.57	1.294	18:11:11.780
4 -	57.802	59.723	1:57.525 (3)	76.19	1.888	18:13:09.305
5 -	57.062	58.575	1:55.637 (1)	77.43		18:15:04.942
6 -	57.669	1:00.330	1:57.999	75.88	2.362	18:17:02.941

P22 31 R4 Andrew LAWRENCE			Yamaha - Oaks carpentry			
IDEAL LAP TIME : 1:55.951		BEST LAP TIME : 1:55.951		DIFFERENCE : 0.000		
LAP	SECTOR 1	SECTOR 2	LAP TIME	MPH	DIFF	TIME OF DAY
1 -		1:02.102	3:04.151	48.62	1:08.200	18:07:19.089
2 -	59.231	1:00.707	1:59.938	74.65	3.987	18:09:19.027
3 -	57.618	1:00.235	1:57.853 (3)	75.97	1.902	18:11:16.880
4 -	56.901	59.050	1:55.951 (1)	77.22		18:13:12.831
5 -	59.401	59.348	1:58.749	75.40	2.798	18:15:11.580
6 -	56.987	59.331	1:56.318 (2)	76.98	0.367	18:17:07.898

P23 90 R4 Steve RAPA			Honda - Castech developments			
IDEAL LAP TIME : 1:56.315		BEST LAP TIME : 1:56.869		DIFFERENCE : 0.554		
LAP	SECTOR 1	SECTOR 2	LAP TIME	MPH	DIFF	TIME OF DAY
1 -		1:03.548	3:03.852	48.70	1:06.983	18:07:18.790
2 -	57.965	1:00.313	1:58.278	75.70	1.409	18:09:17.068
3 -	57.419	1:01.841	1:59.260	75.08	2.391	18:11:16.328
4 -	58.055	1:00.028	1:58.083 (3)	75.83	1.214	18:13:14.411
5 -	57.415	59.454	1:56.869 (1)	76.61		18:15:11.280
6 -	56.861	1:00.288	1:57.149 (2)	76.43	0.280	18:17:08.429

Weather / Track : Cloudy / Dry

Donington Park GP
Circuit Length = 2.4873 miles
Start: 18:04 Flag 18:15 End: 18:17

BMCRC - MRO Championships 2016 - Rnd 2 @ Donington Park GP

BMCRC Rookie Minitwins & EDIasia Rookie 400

RACE 23 - SECTOR ANALYSIS

SECTOR 1 = FL to I1, SECTOR 2 = I1 to FL, DIFF = Difference To Personal Best Lap

P24 18 R4 Sam DELANEY		Honda -				
IDEAL LAP TIME : 1:57.155		BEST LAP TIME : 1:57.266		DIFFERENCE : 0.111		
LAP	SECTOR 1	SECTOR 2	LAP TIME	MPH	DIFF	TIME OF DAY
1 -		1:02.051	3:04.460	48.54	1:07.194	18:07:19.398
2 -	57.798	1:00.590	1:58.388	75.63	1.122	18:09:17.786
3 -	57.110	1:00.156	1:57.266 (1)	76.36		18:11:15.052
4 -	57.355	1:00.128	1:57.483 (2)	76.21	0.217	18:13:12.535
5 -	57.495	1:00.045	1:57.540 (3)	76.18	0.274	18:15:10.075
6 -	57.714	1:00.985	1:58.699	75.43	1.433	18:17:08.774

P25 32 R4 Paul HANTON		Yamaha - Oaks carpentry				
IDEAL LAP TIME : 1:58.741		BEST LAP TIME : 1:59.170		DIFFERENCE : 0.429		
LAP	SECTOR 1	SECTOR 2	LAP TIME	MPH	DIFF	TIME OF DAY
1 -		1:01.877	3:04.984	48.40	1:05.814	18:07:19.922
2 -	59.191	1:00.945	2:00.136	74.53	0.966	18:09:20.058
3 -	58.899	1:00.800	1:59.699 (2)	74.80	0.529	18:11:19.757
4 -	1:00.313	1:00.307	2:00.620	74.23	1.450	18:13:20.377
5 -	59.977	1:00.109	2:00.086 (3)	74.56	0.916	18:15:20.463
6 -	58.632	1:00.538	1:59.170 (1)	75.14		18:17:19.633

P26 36 R4 Mathew COLE		Kawasaki - Hampshire Hypnotherapy				
IDEAL LAP TIME : 2:08.605		BEST LAP TIME : 2:08.633		DIFFERENCE : 0.028		
LAP	SECTOR 1	SECTOR 2	LAP TIME	MPH	DIFF	TIME OF DAY
1 -		1:08.201	3:16.419	45.58	1:07.786	18:07:31.357
2 -	1:04.524	1:06.983	2:11.507	68.09	2.874	18:09:42.864
3 -	1:04.066	1:06.033	2:10.099 (3)	68.82	1.466	18:11:52.963
4 -	1:03.057	1:05.576	2:08.633 (1)	69.61		18:14:01.596
5 -	1:04.297	1:05.548	2:09.845 (2)	68.96	1.212	18:16:11.441

P27 53 R4 Robert STEWART		Kawasaki -				
IDEAL LAP TIME : 2:10.945		BEST LAP TIME : 2:10.945		DIFFERENCE : 0.000		
LAP	SECTOR 1	SECTOR 2	LAP TIME	MPH	DIFF	TIME OF DAY
1 -		1:07.129	3:16.837	45.49	1:05.892	18:07:31.775
2 -	1:06.749	1:07.780	2:14.529	66.56	3.584	18:09:46.304
3 -	1:07.309	1:05.942	2:13.251 (3)	67.19	2.306	18:11:59.555
4 -	1:07.648	1:05.238	2:12.886 (2)	67.38	1.941	18:14:12.441
5 -	1:06.417	1:04.528	2:10.945 (1)	68.38		18:16:23.386

P28 188 R4 Lydia THOMPSON		Kawasaki - Flintstone Racing - David Simons Tuning				
IDEAL LAP TIME : 2:14.981		BEST LAP TIME : 2:15.136		DIFFERENCE : 0.155		
LAP	SECTOR 1	SECTOR 2	LAP TIME	MPH	DIFF	TIME OF DAY
1 -		1:08.971	3:15.887	45.71	1:00.751	18:07:30.825
2 -	1:06.010	1:09.126	2:15.136 (1)	66.26		18:09:45.961
3 -	1:08.509	1:13.459	2:21.968	63.07	6.832	18:12:07.929
4 -	1:07.759	1:10.848	2:18.607 (2)	64.60	3.471	18:14:26.536
5 -	1:08.400	1:11.887	2:20.287 (3)	63.82	5.151	18:16:46.823

P29 26 RMT Steven DOLAN		Suzuki -				
IDEAL LAP TIME :		BEST LAP TIME :		DIFFERENCE :		
LAP	SECTOR 1	SECTOR 2	LAP TIME	MPH	DIFF	TIME OF DAY
1 -		IN PIT	2:36.231 P	57.31		18:06:51.169

Weather / Track : Cloudy / Dry

Donington Park GP
Circuit Length = 2.4873 miles
Start: 18:04 Flag 18:15 End: 18:17

BMCRC - MRO Championships 2016 - Rnd 2 @ Donington Park GP

BMCRC Rookie Minitwins & EDIasia Rookie 400

RACE 23 - BEST SECTORS

SECTOR 1			SECTOR 2			IDEAL / BEST COMPARISON						
POS	NO	NAME	TIME	NO	NAME	TIME	POS	NO	NAME	IDEAL	BEST	DIFF
									PERFECT LAP	1:47.939		
1	74	SINGLETON	52.921	69	SHARP	55.018	1	74	SINGLETON	1:48.285	1:48.285	0.000
2	911	SHERIFF	53.670	74	SINGLETON	55.364	2	69	SHARP	1:49.002	1:49.782	0.780
3	69	SHARP	53.984	991	CUNNINGHAM	56.309	3	911	SHERIFF	1:50.192	1:50.313	0.121
4	991	CUNNINGHAM	54.092	911	SHERIFF	56.522	4	991	CUNNINGHAM	1:50.401	1:50.709	0.308
5	175	TYRER	54.406	175	TYRER	56.558	5	175	TYRER	1:50.964	1:51.474	0.510
6	59	GREEN	54.585	24	SIMMONS	56.577	6	169	MASTERS	1:51.480	1:51.480	0.000
7	169	MASTERS	54.742	226	HARTGROVE	56.613	7	226	HARTGROVE	1:51.624	1:52.041	0.417
8	49	COPEMAN	54.999	169	MASTERS	56.738	8	59	GREEN	1:51.651	1:51.651	0.000
9	226	HARTGROVE	55.011	59	GREEN	57.066	9	24	SIMMONS	1:51.876	1:51.876	0.000
10	113	ELKINS	55.232	49	COPEMAN	57.163	10	49	COPEMAN	1:52.162	1:52.162	0.000
11	24	SIMMONS	55.299	113	ELKINS	57.565	11	113	ELKINS	1:52.797	1:52.962	0.165
12	17	BAUBLYTE	56.164	12	EDWARDS	57.819	12	17	BAUBLYTE	1:54.322	1:54.322	0.000
13	42	CARLIN	56.755	17	BAUBLYTE	58.158	13	12	EDWARDS	1:54.704	1:54.704	0.000
14	90	RAPA	56.861	148	SINCLAIR	58.575	14	42	CARLIN	1:55.384	1:55.448	0.064
15	12	EDWARDS	56.885	42	CARLIN	58.629	15	148	SINCLAIR	1:55.637	1:55.637	0.000
16	31	LAWRENCE	56.901	77	KEMP	58.824	16	31	LAWRENCE	1:55.951	1:55.951	0.000
17	148	SINCLAIR	57.062	31	LAWRENCE	59.050	17	90	RAPA	1:56.315	1:56.869	0.554
18	18	DELANEY	57.110	90	RAPA	59.454	18	77	KEMP	1:57.139	1:57.139	0.000
19	155	HARRIS	57.963	155	HARRIS	59.474	19	18	DELANEY	1:57.155	1:57.266	0.111
20	30	PLAYLE	58.092	18	DELANEY	1:00.045	20	155	HARRIS	1:57.437	1:57.660	0.223
21	77	KEMP	58.315	32	HANTON	1:00.109	21	30	PLAYLE	1:58.278	1:58.365	0.087
22	32	HANTON	58.632	30	PLAYLE	1:00.186	22	32	HANTON	1:58.741	1:59.170	0.429
23	43	DAVIE	58.697	16	LANSDELL	1:00.822	23	16	LANSDELL	2:00.658	2:00.658	0.000
24	728	DOWNING	59.461	728	DOWNING	1:01.401	24	43	DAVIE	2:00.768	2:00.768	0.000
25	16	LANSDELL	59.836	43	DAVIE	1:02.071	25	728	DOWNING	2:00.862	2:00.862	0.000
26	36	COLE	1:03.057	53	STEWART	1:04.528	26	36	COLE	2:08.605	2:08.633	0.028
27	188	THOMPSON	1:06.010	36	COLE	1:05.548	27	53	STEWART	2:10.945	2:10.945	0.000
28	53	STEWART	1:06.417	188	THOMPSON	1:08.971	28	188	THOMPSON	2:14.981	2:15.136	0.155
29							29	26	DOLAN			

Weather / Track : Cloudy / Dry

Results can be found at www.tsl-timing.com

Donington Park GP

Circuit Length = 2.4873 miles

Start: 18:04 Flag 18:15 End: 18:17

Printed - 18:18 Sunday, 10 April 2016



BMCRC F1 & F2 Sidecars

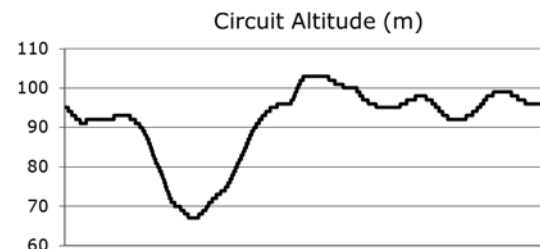
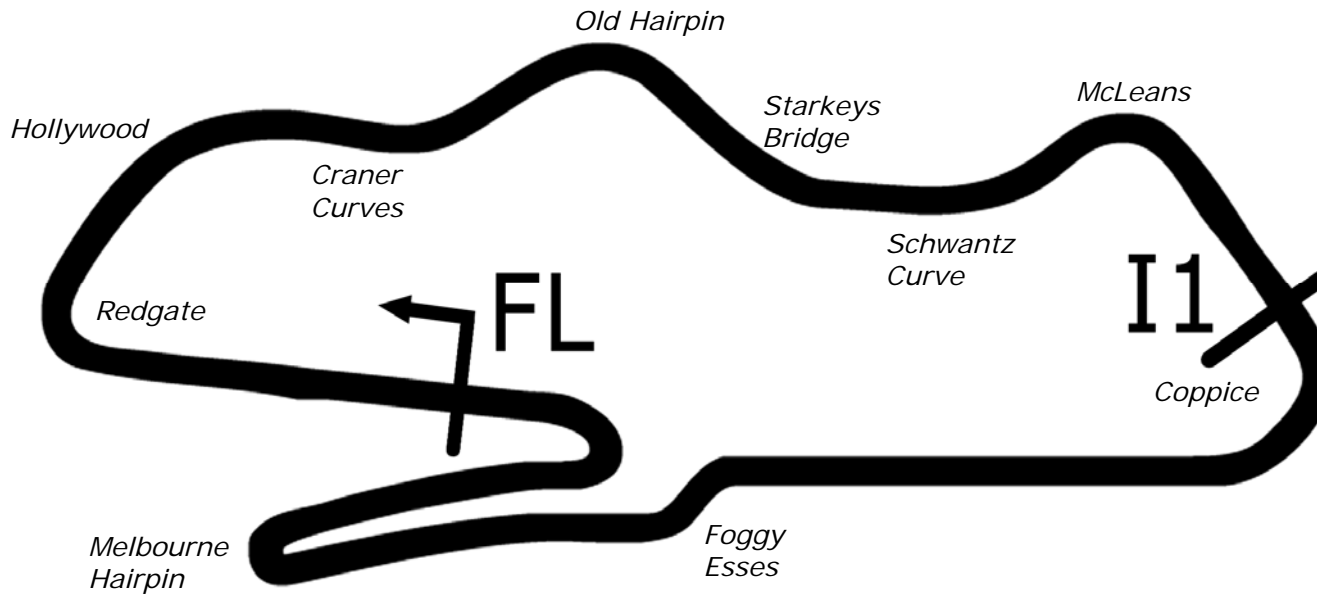
Brands Hatch

9th & 10th April 2016



Results Provided by Timing Solutions Ltd
www.tsl-timing.com

Donington Park GP



Length	1.9790 miles	3185.0 m	
FL		52.82971 N	1.37867 W
I1	2096m	52.82978 N	1.36508 W
Pit Entry	3100m	52.82951 N	1.37832 W
Pit Exit	229m after FL	52.82996 N	1.38205 W
Pit Entry–Pit Exit 287m, 17.2s @60kph, 12.9s @80kph			

All results available at www.tsl-timing.com

BMCRC - MRO Championships 2016 - Rnd 2 @ Donington Park GP

RKB/BMCRC F1 & F2 Sidecars

QUALIFYING - CLASSIFICATION

POS	NO	CL	PIC NAME	ENTRY	TIME	ON	LAPS	GAP	DIFF	MPH
1	25	F1	1 MACLAURIN / HOPE	Yamaha LCR - fileder filter systems	1:48.889	3	3			82.23
2	0	F2	1 CRAWFORD / TBC	Suzuki LCR - ARC NEWTON AYCLIFFE	1:49.457	5	5	0.568	0.568	81.80
3	11	F2	2 GILBERT / MORGAN	Yamaha Shelbourne -	1:50.716	5	5	1.827	1.259	80.87
4	35	F2	3 REEVES / WINKLE	Suzuki LCR - Reeves water services	1:51.805	5	5	2.916	1.089	80.08
5	15*	F2	4 GIBSON / GIBSON	Suzuki Shelbourne - Beverley Mobility	1:52.752	5	5	3.863	0.947	79.41
6	8	F2	5 ILARIA / SAUNDERS	Suzuki Windle - Powerhouse	1:53.158	5	5	4.269	0.406	79.13
7	118	F1	2 BICKNELL / HAYNES	Kawasaki LCR -	1:54.896	5	5	6.007	1.738	77.93
8	88	F2	6 LONGMORE / LONGMORE	Sidecar DMR -	1:55.847	4	5	6.958	0.951	77.29
9	31	F1	3 MUNRO / PETTMAN	Suzuki Windle -	1:57.031	2	4	8.142	1.184	76.51
10	18	F2	7 BLACKWOOD / BLACKWOOD	Suzuki Shelbourne -	1:57.099	4	4	8.210	0.068	76.46
11	32	F2	8 LUMLEY / WHITNALL	LUM007 Lumley -	1:57.435	4	4	8.546	0.336	76.25
12	112	F2	9 LOCKEY / SAYERS	Honda Ireson - Real Racing	1:57.551	2	2	8.662	0.116	76.17
13	92	F1	4 HILDIGE / HILDIGE	Suzuki LCR -	1:57.787	5	5	8.898	0.236	76.02
14	13	F2	10 DIX / PARKER	Sidecar Baker -	1:57.809	4	4	8.920	0.022	76.00
15	111	F1	5 CABLE / PAYNE	Yamaha LCR -	1:59.054	4	4	10.165	1.245	75.21
16	964	F2	11 ANDERSON / PUGH	Honda Molyneux - Mark Kaye of Durham	1:59.940	3	3	11.051	0.886	74.65
17	10	F1	6 WEBB / JAMES	Suzuki LCR - ANtech Racing	2:00.064	2	3	11.175	0.124	74.58
18	171	F2	12 HIGH / STAINTON	Honda Baker - Cartwright Bros Haulage	2:00.067	2	5	11.178	0.003	74.57
19	58	F2	13 CHANDLER / TBC	Yamaha Shelbourne - Anode Electronics Ltd	2:01.002	4	4	12.113	0.935	74.00
20	9	F2	14 MOTT / JONES	Suzuki DDM -	2:01.057	5	5	12.168	0.055	73.96
21	71	F2	15 SCHOFIELD / STAINTON	Honda Ireson - the sand witch food company	2:05.446	4	4	16.557	4.389	71.38
22	114	F1	7 SMITH / ANDERSON	Suzuki LCR - SDC / Mike Smith Tuning	2:06.004	2	2	17.115	0.558	71.06
23	24	F2	16 WILBY / BAILEY	Honda BHR - Leeds Parcel Company Ltd	2:06.320	3	4	17.431	0.316	70.88
24	121	F1	8 LAWRENCE / PAWSEY	Yamaha LCR -	2:08.636	4	4	19.747	2.316	69.61
25	136	F1	9 EDWARDS / EDWARDS	Yamaha REA - ECONOMY HEATING SERVICES	2:08.829	3	5	19.940	0.193	69.50
26	7	F2	17 HAWKINS / LOWTHER	Suzuki M R Equipe - Toons	2:10.353	4	4	21.464	1.524	68.69
27	57	F2	18 COLE / BRADBURY	Honda MR Equipe - Autocraft/Raptor Racing	2:15.047	4	4	26.158	4.694	66.30
28	67	F1	10 PETTMAN / JEFFREY	Suzuki Windle - MJP racing	2:15.387	3	4	26.498	0.340	66.13
29	72	F2	19 FOUNDS / WALMSLEY	Suzuki LCR - Trustland Construction	2:24.958	1	3	36.069	9.571	61.77
30	19	F1	11 MACBRIDE / WILKINSON	Suzuki DDR -	2:33.148	2	4	44.259	8.190	58.46
31	69	F1	12 HIRST / SCHOFIELD	Yamaha LCR - Leeds Parcel Company			1			
32	17	F2	20 SCHOFIELD / SCHOFIELD	Suzuki Windle - Witch eLiquid			0			

* BIKE #15 - PLEASE PUT CORRECT NUMBERS ON MACHINE.

Weather / Track : Cloudy / Dry

These results are provisional until the conclusion of any judicial and technical matters.

Donington Park GP

Circuit Length = 2.4873 miles

Start: 09:59 Flag 10:09 End: 10:11

Clerk Of Course :	Timekeeper :
-------------------	--------------

Results can be found at www.tsl-timing.com

Printed - 10:11 Saturday, 09 April 2016



BMCRC - MRO Championships 2016 - Rnd 2 @ Donington Park GP

RKB/BMCRC F1 & F2 Sidecars

QUALIFYING - SECTOR ANALYSIS

SECTOR 1 = FL to I1, SECTOR 2 = I1 to FL, DIFF = Difference To Personal Best Lap

P1 25 F1		MACLAURIN / HOPE		Yamaha LCR - fileder filter systems			
IDEAL LAP TIME : 1:48.889		BEST LAP TIME : 1:48.889		DIFFERENCE : 0.000			
LAP	SECTOR 1	SECTOR 2	LAP TIME	MPH	DIFF	TIME OF DAY	
1 -	1:05.700	1:05.091	2:10.791 (2)	68.46	21.902	10:05:41.840	
2 -	1:00.443	1:17.807	2:18.250 (3)	64.77	29.361	10:08:00.090	
3 -	52.158	56.731	1:48.889 (1)	82.23		10:09:48.979	

P2 0 F2		CRAWFORD / TBC		Suzuki LCR - ARC NEWTON AYCLIFFE			
IDEAL LAP TIME : 1:49.139		BEST LAP TIME : 1:49.457		DIFFERENCE : 0.318			
LAP	SECTOR 1	SECTOR 2	LAP TIME	MPH	DIFF	TIME OF DAY	
1 -	1:01.882	1:02.445	2:04.327	72.02	14.870	10:03:10.019	
2 -	57.953	58.107	1:56.060	77.15	6.603	10:05:06.079	
3 -	54.265	57.059	1:51.324 (3)	80.43	1.867	10:06:57.403	
4 -	53.775	56.155	1:49.930 (2)	81.45	0.473	10:08:47.333	
5 -	52.984	56.473	1:49.457 (1)	81.80		10:10:36.790	

P3 11 F2		GILBERT / MORGAN		Yamaha Shelbourne -			
IDEAL LAP TIME : 1:50.716		BEST LAP TIME : 1:50.716		DIFFERENCE : 0.000			
LAP	SECTOR 1	SECTOR 2	LAP TIME	MPH	DIFF	TIME OF DAY	
1 -	1:02.498	1:03.038	2:05.536	71.32	14.820	10:02:07.622	
2 -	56.601	1:00.686	1:57.287	76.34	6.571	10:04:04.909	
3 -	54.266	57.810	1:52.076 (2)	79.89	1.360	10:05:56.985	
4 -	54.386	58.140	1:52.526 (3)	79.57	1.810	10:07:49.511	
5 -	52.985	57.731	1:50.716 (1)	80.87		10:09:40.227	

P4 35 F2		REEVES / WINKLE		Suzuki LCR - Reeves water services			
IDEAL LAP TIME : 1:51.763		BEST LAP TIME : 1:51.805		DIFFERENCE : 0.042			
LAP	SECTOR 1	SECTOR 2	LAP TIME	MPH	DIFF	TIME OF DAY	
1 -	1:02.761	1:00.395	2:03.156	72.70	11.351	10:02:32.077	
2 -	59.813	58.051	1:57.864	75.97	6.059	10:04:29.941	
3 -	54.751	57.441	1:52.192 (2)	79.81	0.387	10:06:22.133	
4 -	55.743	58.276	1:54.019 (3)	78.53	2.214	10:08:16.152	
5 -	54.322	57.483	1:51.805 (1)	80.08		10:10:07.957	

P5 15 F2		GIBSON / GIBSON		Suzuki Shelbourne - Beverley Mobility			
IDEAL LAP TIME : 1:52.565		BEST LAP TIME : 1:52.752		DIFFERENCE : 0.187			
LAP	SECTOR 1	SECTOR 2	LAP TIME	MPH	DIFF	TIME OF DAY	
1 -	1:04.861	1:02.412	2:07.273	70.35	14.521	10:02:16.306	
2 -	56.743	59.572	1:56.315	76.98	3.563	10:04:12.621	
3 -	55.924	58.372	1:54.296 (2)	78.34	1.544	10:06:06.917	
4 -	54.518	1:00.558	1:55.076 (3)	77.81	2.324	10:08:01.993	
5 -	54.193	58.559	1:52.752 (1)	79.41		10:09:54.745	

P6 8 F2		ILARIA / SAUNDERS		Suzuki Windle - Powerhouse			
IDEAL LAP TIME : 1:52.689		BEST LAP TIME : 1:53.158		DIFFERENCE : 0.469			
LAP	SECTOR 1	SECTOR 2	LAP TIME	MPH	DIFF	TIME OF DAY	
1 -	1:05.069	1:05.324	2:10.393	68.67	17.235	10:02:21.233	
2 -	1:02.060	1:01.906	2:03.966	72.23	10.808	10:04:25.199	
3 -	57.625	58.965	1:56.590 (3)	76.80	3.432	10:06:21.789	
4 -	55.279	58.939	1:54.218 (2)	78.39	1.060	10:08:16.007	
5 -	55.748	57.410	1:53.158 (1)	79.13		10:10:09.165	

P7 118 F1		BICKNELL / HAYNES		Kawasaki LCR -			
IDEAL LAP TIME : 1:54.697		BEST LAP TIME : 1:54.896		DIFFERENCE : 0.199			
LAP	SECTOR 1	SECTOR 2	LAP TIME	MPH	DIFF	TIME OF DAY	
1 -	1:03.862	1:02.738	2:06.600	70.73	11.704	10:02:37.801	
2 -	57.893	59.351	1:57.244 (2)	76.37	2.348	10:04:35.045	

Weather / Track : Cloudy / Dry

Donington Park GP
Circuit Length = 2.4873 miles
Start: 09:59 Flag 10:09 End: 10:11

BMCRC - MRO Championships 2016 - Rnd 2 @ Donington Park GP

RKB/BMCRC F1 & F2 Sidecars

QUALIFYING - SECTOR ANALYSIS

SECTOR 1 = FL to I1, SECTOR 2 = I1 to FL, DIFF = Difference To Personal Best Lap

3 -	59.104	59.314	1:58.418 (3)	75.61	3.522	10:06:33.463
4 -	56.608	1:20.976	2:17.584	65.08	22.688	10:08:51.047
5 -	56.807	58.089	1:54.896 (1)	77.93		10:10:45.943

P8	88 F2	LONGMORE / LONGMORE	Sidecar DMR -			
IDEAL LAP TIME : 1:54.826		BEST LAP TIME : 1:55.847		DIFFERENCE : 1.021		
LAP	SECTOR 1	SECTOR 2	LAP TIME	MPH	DIFF	TIME OF DAY
1 -	1:05.610	1:04.659	2:10.269	68.73	14.422	10:02:18.319
2 -	58.327	1:01.224	1:59.551	74.90	3.704	10:04:17.870
3 -	55.984	1:01.958	1:57.942 (3)	75.92	2.095	10:06:15.812
4 -	55.799	1:00.048	1:55.847 (1)	77.29		10:08:11.659
5 -	57.033	59.027	1:56.060 (2)	77.15	0.213	10:10:07.719

P9	31 F1	MUNRO / PETTMAN	Suzuki Windle -			
IDEAL LAP TIME : 1:56.303		BEST LAP TIME : 1:57.031		DIFFERENCE : 0.728		
LAP	SECTOR 1	SECTOR 2	LAP TIME	MPH	DIFF	TIME OF DAY
1 -	1:09.600	1:05.101	2:14.701	66.47	17.670	10:02:39.138
2 -	57.520	59.511	1:57.031 (1)	76.51		10:04:36.169
3 -	58.889	1:01.298	2:00.187 (3)	74.50	3.156	10:06:36.356
4 -	56.792	1:01.642	1:58.434 (2)	75.60	1.403	10:08:34.790

P10	18 F2	BLACKWOOD / BLACKWOOD	Suzuki Shelbourne -			
IDEAL LAP TIME : 1:57.099		BEST LAP TIME : 1:57.099		DIFFERENCE : 0.000		
LAP	SECTOR 1	SECTOR 2	LAP TIME	MPH	DIFF	TIME OF DAY
1 -	1:16.092	1:13.246	2:29.338	59.96	32.239	10:03:04.824
2 -	1:01.461	1:02.613	2:04.074 (3)	72.17	6.975	10:05:08.898
3 -	1:00.707	1:00.875	2:01.582 (2)	73.64	4.483	10:07:10.480
4 -	56.863	1:00.236	1:57.099 (1)	76.46		10:09:07.579

P11	32 F2	LUMLEY / WHITNALL	LUM007 Lumley -			
IDEAL LAP TIME : 1:57.435		BEST LAP TIME : 1:57.435		DIFFERENCE : 0.000		
LAP	SECTOR 1	SECTOR 2	LAP TIME	MPH	DIFF	TIME OF DAY
1 -	1:02.653	1:04.145	2:06.798	70.61	9.363	10:04:29.928
2 -	1:03.702	1:02.094	2:05.796 (3)	71.18	8.361	10:06:35.724
3 -	57.137	1:01.650	1:58.787 (2)	75.38	1.352	10:08:34.511
4 -	56.523	1:00.912	1:57.435 (1)	76.25		10:10:31.946

P12	112 F2	LOCKEY / SAYERS	Honda Ireson - Real Racing			
IDEAL LAP TIME : 1:57.551		BEST LAP TIME : 1:57.551		DIFFERENCE : 0.000		
LAP	SECTOR 1	SECTOR 2	LAP TIME	MPH	DIFF	TIME OF DAY
1 -	1:02.876	1:02.210	2:05.086 (2)	71.58	7.535	10:07:53.206
2 -	57.939	59.612	1:57.551 (1)	76.17		10:09:50.757

P13	92 F1	HILDIGE / HILDIGE	Suzuki LCR -			
IDEAL LAP TIME : 1:57.168		BEST LAP TIME : 1:57.787		DIFFERENCE : 0.619		
LAP	SECTOR 1	SECTOR 2	LAP TIME	MPH	DIFF	TIME OF DAY
1 -	1:06.598	1:03.947	2:10.545	68.59	12.758	10:02:29.979
2 -	1:02.341	1:00.719	2:03.060 (3)	72.76	5.273	10:04:33.039
3 -	1:01.708	1:02.143	2:03.851	72.30	6.064	10:06:36.890
4 -	58.616	59.654	1:58.270 (2)	75.71	0.483	10:08:35.160
5 -	57.514	1:00.273	1:57.787 (1)	76.02		10:10:32.947

P14	13 F2	DIX / PARKER	Sidecar Baker -			
IDEAL LAP TIME : 1:57.809		BEST LAP TIME : 1:57.809		DIFFERENCE : 0.000		
LAP	SECTOR 1	SECTOR 2	LAP TIME	MPH	DIFF	TIME OF DAY
1 -	1:09.537	1:08.515	2:18.052	64.86	20.243	10:03:15.726
2 -	1:01.676	1:02.424	2:04.100 (3)	72.15	6.291	10:05:19.826

Weather / Track : Cloudy / Dry

Donington Park GP
Circuit Length = 2.4873 miles
Start: 09:59 Flag 10:09 End: 10:11

BMCRC - MRO Championships 2016 - Rnd 2 @ Donington Park GP

RKB/BMCRC F1 & F2 Sidecars

QUALIFYING - SECTOR ANALYSIS

SECTOR 1 = FL to I1, SECTOR 2 = I1 to FL, DIFF = Difference To Personal Best Lap

3 -	58.677	1:00.110	1:58.787 (2)	75.38	0.978	10:07:18.613
4 -	57.792	1:00.017	1:57.809 (1)	76.00		10:09:16.422

P15 111 F1 CABLE / PAYNE			Yamaha LCR -			
IDEAL LAP TIME : 1:59.054		BEST LAP TIME : 1:59.054		DIFFERENCE : 0.000		
LAP	SECTOR 1	SECTOR 2	LAP TIME	MPH	DIFF	TIME OF DAY
1 -	1:12.714	1:09.961	2:22.675	62.76	23.621	10:03:20.556
2 -	1:04.780	1:04.341	2:09.121 (3)	69.34	10.067	10:05:29.677
3 -	59.896	1:02.415	2:02.311 (2)	73.21	3.257	10:07:31.988
4 -	58.744	1:00.310	1:59.054 (1)	75.21		10:09:31.042

P16 964 F2 ANDERSON / PUGH			Honda Molyneux - Mark Kaye of Durham			
IDEAL LAP TIME : 1:59.940		BEST LAP TIME : 1:59.940		DIFFERENCE : 0.000		
LAP	SECTOR 1	SECTOR 2	LAP TIME	MPH	DIFF	TIME OF DAY
1 -	1:03.558	1:07.926	2:11.484 (3)	68.10	11.544	10:03:21.081
2 -	1:00.717	1:05.847	2:06.564 (2)	70.75	6.624	10:05:27.645
3 -	57.518	1:02.422	1:59.940 (1)	74.65		10:07:27.585

P17 10 F1 WEBB / JAMES			Suzuki LCR - ANtech Racing			
IDEAL LAP TIME : 1:59.040		BEST LAP TIME : 2:00.064		DIFFERENCE : 1.024		
LAP	SECTOR 1	SECTOR 2	LAP TIME	MPH	DIFF	TIME OF DAY
1 -	1:08.183	1:02.084	2:10.267 (3)	68.73	10.203	10:02:52.237
2 -	58.394	1:01.670	2:00.064 (1)	74.58		10:04:52.301
3 -	59.717	1:00.646	2:00.363 (2)	74.39	0.299	10:06:52.664

P18 171 F2 HIGH / STANTON			Honda Baker - Cartwright Bros Haulage			
IDEAL LAP TIME : 1:59.264		BEST LAP TIME : 2:00.067		DIFFERENCE : 0.803		
LAP	SECTOR 1	SECTOR 2	LAP TIME	MPH	DIFF	TIME OF DAY
1 -	1:09.539	1:05.935	2:15.474	66.09	15.407	10:02:40.509
2 -	57.835	1:02.232	2:00.067 (1)	74.57		10:04:40.576
3 -	58.167	1:01.975	2:00.142 (2)	74.53	0.075	10:06:40.718
4 -	58.827	1:01.429	2:00.256 (3)	74.46	0.189	10:08:40.974
5 -	58.944	1:01.789	2:00.733	74.16	0.666	10:10:41.707

P19 58 F2 CHANDLER / TBC			Yamaha Shelbourne - Anode Electronics Ltd			
IDEAL LAP TIME : 2:01.002		BEST LAP TIME : 2:01.002		DIFFERENCE : 0.000		
LAP	SECTOR 1	SECTOR 2	LAP TIME	MPH	DIFF	TIME OF DAY
1 -	1:16.563	1:11.518	2:28.081	60.46	27.079	10:04:08.216
2 -	1:03.471	1:05.924	2:09.395 (3)	69.20	8.393	10:06:17.611
3 -	1:01.490	1:02.928	2:04.418 (2)	71.97	3.416	10:08:22.029
4 -	59.713	1:01.289	2:01.002 (1)	74.00		10:10:23.031

P20 9 F2 MOTT / JONES			Suzuki DDM -			
IDEAL LAP TIME : 2:00.115		BEST LAP TIME : 2:01.057		DIFFERENCE : 0.942		
LAP	SECTOR 1	SECTOR 2	LAP TIME	MPH	DIFF	TIME OF DAY
1 -	1:07.507	1:06.865	2:14.372	66.63	13.315	10:02:20.251
2 -	1:02.681	1:04.564	2:07.245	70.37	6.188	10:04:27.496
3 -	1:00.704	1:02.313	2:03.017 (3)	72.79	1.960	10:06:30.513
4 -	59.820	1:02.165	2:01.985 (2)	73.40	0.928	10:08:32.498
5 -	57.950	1:03.107	2:01.057 (1)	73.96		10:10:33.555

P21 71 F2 SCHOFIELD / STANTON			Honda Ireson - the sand witch food company			
IDEAL LAP TIME : 2:05.287		BEST LAP TIME : 2:05.446		DIFFERENCE : 0.159		
LAP	SECTOR 1	SECTOR 2	LAP TIME	MPH	DIFF	TIME OF DAY
1 -	1:05.348	1:09.957	2:15.305	66.17	9.859	10:03:08.387
2 -	1:02.432	1:04.747	2:07.179 (2)	70.40	1.733	10:05:15.566
3 -	1:02.479	1:05.887	2:08.366 (3)	69.75	2.920	10:07:23.932

Weather / Track : Cloudy / Dry

Donington Park GP
Circuit Length = 2.4873 miles
Start: 09:59 Flag 10:09 End: 10:11

BMCRC - MRO Championships 2016 - Rnd 2 @ Donington Park GP

RKB/BMCRC F1 & F2 Sidecars

QUALIFYING - SECTOR ANALYSIS

SECTOR 1 = FL to I1, SECTOR 2 = I1 to FL, DIFF = Difference To Personal Best Lap

4 - 1:00.540 1:04.906 2:05.446 (1) 71.38 10:09:29.378

P22 114 F1 SMITH / ANDERSON	Suzuki LCR - SDC / Mike Smith Tuning	
IDEAL LAP TIME : 2:06.004	BEST LAP TIME : 2:06.004	DIFFERENCE : 0.000

LAP	SECTOR 1	SECTOR 2	LAP TIME	MPH	DIFF	TIME OF DAY
1 -	1:06.135	1:11.219	2:17.354 (2)	65.19	11.350	10:03:02.915
2 -	59.350	1:06.654	2:06.004 (1)	71.06		10:05:08.919

P23 24 F2 WILBY / BAILEY	Honda BHR - Leeds Parcel Company Ltd	
IDEAL LAP TIME : 2:05.665	BEST LAP TIME : 2:06.320	DIFFERENCE : 0.655

LAP	SECTOR 1	SECTOR 2	LAP TIME	MPH	DIFF	TIME OF DAY
1 -	1:11.739	1:13.189	2:24.928	61.78	18.608	10:03:05.895
2 -	1:03.361	1:03.762	2:07.123 (3)	70.43	0.803	10:05:13.018
3 -	1:02.185	1:04.135	2:06.320 (1)	70.88		10:07:19.338
4 -	1:02.930	1:03.480	2:06.410 (2)	70.83	0.090	10:09:25.748

P24 121 F1 LAWRENCE / PAWSEY	Yamaha LCR -	
IDEAL LAP TIME : 2:08.636	BEST LAP TIME : 2:08.636	DIFFERENCE : 0.000

LAP	SECTOR 1	SECTOR 2	LAP TIME	MPH	DIFF	TIME OF DAY
1 -	1:12.121	1:10.099	2:22.220	62.96	13.584	10:02:47.080
2 -	1:08.037	1:10.926	2:18.963 (3)	64.43	10.327	10:05:06.043
3 -	1:07.216	1:06.646	2:13.862 (2)	66.89	5.226	10:07:19.905
4 -	1:04.171	1:04.465	2:08.636 (1)	69.61		10:09:28.541

P25 136 F1 EDWARDS / EDWARDS	Yamaha REA - ECONOMY HEATING SERVICES	
IDEAL LAP TIME : 2:07.585	BEST LAP TIME : 2:08.829	DIFFERENCE : 1.244

LAP	SECTOR 1	SECTOR 2	LAP TIME	MPH	DIFF	TIME OF DAY
1 -	1:11.910	1:10.955	2:22.865	62.67	14.036	10:02:30.619
2 -	1:05.299	1:05.312	2:10.611 (3)	68.55	1.782	10:04:41.230
3 -	1:03.598	1:05.231	2:08.829 (1)	69.50		10:06:50.059
4 -	1:02.354	1:06.793	2:09.147 (2)	69.33	0.318	10:08:59.206
5 -	1:04.764	IN PIT	2:18.704 P	64.55	9.875	10:11:17.910

P26 7 F2 HAWKINS / LOWTHER	Suzuki M R Equipe - Toons	
IDEAL LAP TIME : 2:10.353	BEST LAP TIME : 2:10.353	DIFFERENCE : 0.000

LAP	SECTOR 1	SECTOR 2	LAP TIME	MPH	DIFF	TIME OF DAY
1 -	1:16.138	1:13.417	2:29.555	59.87	19.202	10:03:04.289
2 -	1:04.221	1:09.858	2:14.079 (3)	66.78	3.726	10:05:18.368
3 -	1:04.330	1:08.846	2:13.176 (2)	67.23	2.823	10:07:31.544
4 -	1:02.726	1:07.627	2:10.353 (1)	68.69		10:09:41.897

P27 57 F2 COLE / BRADBURY	Honda MR Equipe - Autocraft/Raptor Racing	
IDEAL LAP TIME : 2:15.047	BEST LAP TIME : 2:15.047	DIFFERENCE : 0.000

LAP	SECTOR 1	SECTOR 2	LAP TIME	MPH	DIFF	TIME OF DAY
1 -	1:18.755	1:19.692	2:38.447	56.51	23.400	10:03:10.291
2 -	1:10.978	1:15.344	2:26.322 (2)	61.19	11.275	10:05:36.613
3 -	1:16.426	1:12.437	2:28.863 (3)	60.15	13.816	10:08:05.476
4 -	1:06.642	1:08.405	2:15.047 (1)	66.30		10:10:20.523

P28 67 F1 PETTMAN/ JEFFREY	Suzuki Windle - MJP racing	
IDEAL LAP TIME : 2:14.305	BEST LAP TIME : 2:15.387	DIFFERENCE : 1.082

LAP	SECTOR 1	SECTOR 2	LAP TIME	MPH	DIFF	TIME OF DAY
1 -	1:15.590	1:11.007	2:26.597	61.08	11.210	10:02:43.758
2 -	1:07.834	1:08.473	2:16.307 (3)	65.69	0.920	10:05:00.065
3 -	1:07.670	1:07.717	2:15.387 (1)	66.13		10:07:15.452
4 -	1:06.588	1:09.181	2:15.769 (2)	65.95	0.382	10:09:31.221

Weather / Track : Cloudy / Dry

Donington Park GP
Circuit Length = 2.4873 miles
Start: 09:59 Flag 10:09 End: 10:11

BMCRC - MRO Championships 2016 - Rnd 2 @ Donington Park GP

RKB/BMCRC F1 & F2 Sidecars

QUALIFYING - SECTOR ANALYSIS

SECTOR 1 = FL to I1, SECTOR 2 = I1 to FL, DIFF = Difference To Personal Best Lap

P29 72 F2		FOUND / WALMSLEY		Suzuki LCR - Trustland Construction			
IDEAL LAP TIME : 2:07.254		BEST LAP TIME : 2:24.958		DIFFERENCE : 17.704			
LAP	SECTOR 1	SECTOR 2	LAP TIME	MPH	DIFF	TIME OF DAY	
1 -	1:10.759	1:14.199	2:24.958 (1)	61.77		10:03:20.917	
2 -	1:05.858	IN PIT	2:21.757 P	63.16		10:05:42.674	
3 -	OUTLAP	1:01.396	4:10.636	35.72	1:45.678	10:09:53.310	

P30 19 F1		MACBRIDE / WILKINSON		Suzuki DDR -			
IDEAL LAP TIME : 2:32.952		BEST LAP TIME : 2:33.148		DIFFERENCE : 0.196			
LAP	SECTOR 1	SECTOR 2	LAP TIME	MPH	DIFF	TIME OF DAY	
1 -	1:17.170	1:17.711	2:34.881 (2)	57.81	1.733	10:03:02.747	
2 -	1:16.685	1:16.463	2:33.148 (1)	58.46		10:05:35.895	
3 -	1:16.764	1:19.126	2:35.890 (3)	57.44	2.742	10:08:11.785	
4 -	1:16.489	IN PIT	2:43.870 P	54.64	10.722	10:10:55.655	

P31 69 F1		HIRST / SCHOFIELD		Yamaha LCR - Leeds Parcel Company			
IDEAL LAP TIME :		BEST LAP TIME :		DIFFERENCE :			
LAP	SECTOR 1	SECTOR 2	LAP TIME	MPH	DIFF	TIME OF DAY	
1 -	1:30.646	IN PIT	3:21.048 P	44.53		10:03:46.482	

BMCRC - MRO Championships 2016 - Rnd 2 @ Donington Park GP

RKB/BMCRC F1 & F2 Sidecars

QUALIFYING - BEST SECTORS

SECTOR 1			SECTOR 2			IDEAL / BEST COMPARISON						
POS	NO	NAME	TIME	NO	NAME	TIME	POS	NO	NAME	IDEAL	BEST	DIFF
									PERFECT LAP	1:48.313		
1	25	MACLAURIN / HOPE	52.158	0	CRAWFORD / TBC	56.155	1	25	MACLAURIN / HOPE	1:48.889	1:48.889	0.000
2	0	CRAWFORD / TBC	52.984	25	MACLAURIN / HOPE	56.731	2	0	CRAWFORD / TBC	1:49.139	1:49.457	0.318
3	11	GILBERT / MORGAN	52.985	8	ILARIA / SAUNDERS	57.410	3	11	GILBERT / MORGAN	1:50.716	1:50.716	0.000
4	15	GIBSON / GIBSON	54.193	35	REEVES / WINKLE	57.441	4	35	REEVES / WINKLE	1:51.763	1:51.805	0.042
5	35	REEVES / WINKLE	54.322	11	GILBERT / MORGAN	57.731	5	15	GIBSON / GIBSON	1:52.565	1:52.752	0.187
6	8	ILARIA / SAUNDERS	55.279	118	BICKNELL / HAYNES	58.089	6	8	ILARIA / SAUNDERS	1:52.689	1:53.158	0.469
7	88	LONGMORE / LONGMORE	55.799	15	GIBSON / GIBSON	58.372	7	118	BICKNELL / HAYNES	1:54.697	1:54.896	0.199
8	32	LUMLEY / WHITNALL	56.523	88	LONGMORE / LONGMORE	59.027	8	88	LONGMORE / LONGMORE	1:54.826	1:55.847	1.021
9	118	BICKNELL / HAYNES	56.608	31	MUNRO / PETTMAN	59.511	9	31	MUNRO / PETTMAN	1:56.303	1:57.031	0.728
10	31	MUNRO / PETTMAN	56.792	112	LOCKEY / SAYERS	59.612	10	18	BLACKWOOD / BLACKWOOD	1:57.099	1:57.099	0.000
11	18	BLACKWOOD / BLACKWOOD	56.863	92	HILDIGE / HILDIGE	59.654	11	92	HILDIGE / HILDIGE	1:57.168	1:57.787	0.619
12	92	HILDIGE / HILDIGE	57.514	13	DIX / PARKER	1:00.017	12	32	LUMLEY / WHITNALL	1:57.435	1:57.435	0.000
13	964	ANDERSON / PUGH	57.518	18	BLACKWOOD / BLACKWOOD	1:00.236	13	112	LOCKEY / SAYERS	1:57.551	1:57.551	0.000
14	13	DIX / PARKER	57.792	111	CABLE / PAYNE	1:00.310	14	13	DIX / PARKER	1:57.809	1:57.809	0.000
15	171	HIGH / STAINTON	57.835	10	WEBB / JAMES	1:00.646	15	10	WEBB / JAMES	1:59.040	2:00.064	1.024
16	112	LOCKEY / SAYERS	57.939	32	LUMLEY / WHITNALL	1:00.912	16	111	CABLE / PAYNE	1:59.054	1:59.054	0.000
17	9	MOTT / JONES	57.950	58	CHANDLER / TBC	1:01.289	17	171	HIGH / STAINTON	1:59.264	2:00.067	0.803
18	10	WEBB / JAMES	58.394	72	FOUND / WALMSLEY	1:01.396	18	964	ANDERSON / PUGH	1:59.940	1:59.940	0.000
19	111	CABLE / PAYNE	58.744	171	HIGH / STAINTON	1:01.429	19	9	MOTT / JONES	2:00.115	2:01.057	0.942
20	114	SMITH / ANDERSON	59.350	9	MOTT / JONES	1:02.165	20	58	CHANDLER / TBC	2:01.002	2:01.002	0.000
21	58	CHANDLER / TBC	59.713	964	ANDERSON / PUGH	1:02.422	21	71	SCHOFIELD / STAINTON	2:05.287	2:05.446	0.159
22	71	SCHOFIELD / STAINTON	1:00.540	24	WILBY / BAILEY	1:03.480	22	24	WILBY / BAILEY	2:05.665	2:06.320	0.655
23	24	WILBY / BAILEY	1:02.185	121	LAWRENCE / PAWSEY	1:04.465	23	114	SMITH / ANDERSON	2:06.004	2:06.004	0.000
24	136	EDWARDS / EDWARDS	1:02.354	71	SCHOFIELD / STAINTON	1:04.747	24	72	FOUND / WALMSLEY	2:07.254	2:24.958	17.704
25	7	HAWKINS / LOWTHER	1:02.726	136	EDWARDS / EDWARDS	1:05.231	25	136	EDWARDS / EDWARDS	2:07.585	2:08.829	1.244
26	121	LAWRENCE / PAWSEY	1:04.171	114	SMITH / ANDERSON	1:06.654	26	121	LAWRENCE / PAWSEY	2:08.636	2:08.636	0.000
27	72	FOUND / WALMSLEY	1:05.858	7	HAWKINS / LOWTHER	1:07.627	27	7	HAWKINS / LOWTHER	2:10.353	2:10.353	0.000
28	67	PETTMAN / JEFFREY	1:06.588	67	PETTMAN / JEFFREY	1:07.717	28	67	PETTMAN / JEFFREY	2:14.305	2:15.387	1.082
29	57	COLE / BRADBURY	1:06.642	57	COLE / BRADBURY	1:08.405	29	57	COLE / BRADBURY	2:15.047	2:15.047	0.000
30	17	SCHOFIELD / SCHOFIELD	1:11.850	19	MACBRIDE / WILKINSON	1:16.463	30	19	MACBRIDE / WILKINSON	2:32.952	2:33.148	0.196
31	19	MACBRIDE / WILKINSON	1:16.489				31	69	HIRST / SCHOFIELD			
32	69	HIRST / SCHOFIELD	1:30.646									

Weather / Track : Cloudy / Dry

Results can be found at www.tsl-timing.com

Donington Park GP

Circuit Length = 2.4873 miles

Start: 09:59 Flag 10:09 End: 10:11

Printed - 10:12 Saturday, 09 April 2016

BMCRC - MRO Championships 2016 - Rnd 2 @ Donington Park GP

RKB/BMCRC F1 & F2 Sidecars

RACE 5 - CLASSIFICATION

POS	NO	CL	PIC NAME	ENTRY	LAPS	TIME	GAP	DIFF	MPH	BEST	ON
1	0	F2	1 CRAWFORD / CHRISTIE	Suzuki LCR - ARC NEWTON AYCLIFFE	6	11:44.847			76.03	1:53.146	6
2	35	F2	2 REEVES / WINKLE	Suzuki LCR - Reeves water services	6	11:45.685	0.838	0.838	75.94	1:53.015	6
3	11	F2	3 GILBERT / MORGAN	Yamaha Shelbourne -	6	12:02.328	17.481	16.643	74.19	1:57.576	6
4	112	F2	4 LOCKEY / SAYERS	Honda Ireson - Real Racing	6	12:06.737	21.890	4.409	73.74	1:55.892	6
5	72	F2	5 FOUNDS / WALMSLEY	Suzuki LCR - Trustland Construction	6	12:12.727	27.880	5.990	73.13	1:54.188	6
6	8	F2	6 ILARIA / SAUNDERS	Suzuki Windle - Powerhouse	6	12:25.667	40.820	12.940	71.86	1:59.366	6
7	16	F2	7 GIBSON / GIBSON	Suzuki Shelbourne - Beverley Mobility	6	12:26.109	41.262	0.442	71.82	2:00.389	6
8	111	F1	1 CABLE / PAYNE	Yamaha LCR -	6	12:26.472	41.625	0.363	71.79	1:56.915	6
9	88	F2	8 LONGMORE / LONGMORE	Sidecar DMR -	6	12:34.678	49.831	8.206	71.01	2:02.056	6
10	13	F2	9 DIX / PARKER	Sidecar Baker -	6	12:54.136	1:09.289	19.458	69.22	2:03.399	5
11	31	F1	2 MUNRO / PETTMAN	Suzuki Windle -	6	13:03.246	1:18.399	9.110	68.42	2:03.496	6
12	171	F2	10 HIGH / STAINTON	Honda Baker - Cartwright Bros Haulage	6	13:04.839	1:19.992	1.593	68.28	2:05.859	6
13	32	F2	11 LUMLEY / WHITNALL	LUM007 Lumley -	6	13:04.991	1:20.144	0.152	68.26	2:05.424	5
14	18	F2	12 BLACKWOOD / BLACKWOOD	Suzuki Shelbourne -	6	13:05.370	1:20.523	0.379	68.23	2:05.425	6
15	9	F2	13 MOTT / JONES	Suzuki DDM -	6	13:21.956	1:37.109	16.586	66.82	2:07.430	5
16	92	F1	3 HILDIGE / HILDIGE	Suzuki LCR -	6	13:24.044	1:39.197	2.088	66.65	2:11.089	3
17	69	F1	4 HIRST / SCHOFIELD	Yamaha LCR - Leeds Parcel Company	6	13:27.241	1:42.394	3.197	66.38	2:07.137	5
18	17	F2	14 SCHOFIELD / SCHOFIELD	Suzuki Windle - Witch eLiquid	6	13:33.659	1:48.812	6.418	65.86	2:09.609	6
19	121	F1	5 LAWRENCE / PAWSEY	Yamaha LCR -	6	13:34.154	1:49.307	0.495	65.82	2:10.441	6
20	964	F2	15 ANDERSON / PUGH	Honda Molyneux - Mark Kaye of Durham	6	13:40.213	1:55.366	6.059	65.33	2:11.626	3
21	71	F2	16 SCHOFIELD / STAINTON	Honda Ireson - the sand witch food company	6	13:42.601	1:57.754	2.388	65.14	2:09.869	5
22	136	F1	6 EDWARDS / EDWARDS	Yamaha REA - ECONOMY HEATING SERVICES	5	11:52.835	1 Lap	1 Lap	62.61	2:13.043	5
23	67	F1	7 PETTMAN/ JEFFREY	Suzuki Windle - MJP racing	5	11:58.804	1 Lap	5.969	62.09	2:21.227	3
24	19	F1	8 MACBRIDE / WILKINSON	Suzuki DDR -	5	13:07.110	1 Lap	1:08.306	56.70	2:34.853	5
NOT CLASSIFIED											
DNF	57	F2	COLE / BRADBURY	Honda MR Equipe - Autocraft/Raptor Racing	1	2:34.126	5 Laps	4 Laps	57.21	2:34.126	1
DNF	24	F2	WILBY / BAILEY	Honda BHR - Leeds Parcel Company Ltd	0						
FASTEST LAP											
	35	F2	REEVES / WINKLE	Suzuki LCR - Reeves water services	6	1:53.015		79.23 mph		127.51 kph	
	111	F1	CABLE / PAYNE	Yamaha LCR -	6	1:56.915		76.58 mph		123.25 kph	

Class F2 - 90% of Race Speed = 68.42 mph

Class F1 - 90% of Race Speed = 64.61 mph

Donington Park GP
Circuit Length = 2.4873 miles
Start: 17:23 Flag 17:35 End: 17:37

Weather / Track : Cloudy / Dry
These results are provisional until the conclusion of any judicial and technical matters.

Clerk Of Course :	Timekeeper :
-------------------	--------------

Results can be found at www.tsl-timing.com

Printed - 17:37 Saturday, 09 April 2016



BMCRC - MRO Championships 2016 - Rnd 2 @ Donington Park GP

RKB/BMCRC F1 & F2 Sidecars

RACE 5 - LAP CHART

LAP 1 @ 17:26:01.242

NO	BEHIND	LAP TIME
0		2:03.168
35	0.440	2:03.608
11	1.964	2:05.132
8	5.152	2:08.320
112	5.511	2:08.679
16	7.196	2:10.364
88	10.299	2:13.467
13	14.798	2:17.966
92	15.260	2:18.428
72	15.315	2:18.483
32	15.452	2:18.620
111	16.426	2:19.594
31	16.601	2:19.769
18	17.325	2:20.493
171	17.924	2:21.092
9	17.981	2:21.149
71	19.495	2:22.663
121	20.494	2:23.662
67	23.883	2:27.051
964	24.457	2:27.625
136	24.718	2:27.886
17	25.474	2:28.642
69	26.127	2:29.295
57	30.958	2:34.126
19	35.637	2:38.805

LAP 2 @ 17:28:02.384

NO	BEHIND	LAP TIME
0		2:01.142
35	0.601	2:01.303
11	2.165	2:01.343
112	7.341	2:02.972
8	10.329	2:06.319
16	11.904	2:05.850
88	16.525	2:07.368
72	18.978	2:04.805
111	22.063	2:06.779
13	25.720	2:12.064
32	28.628	2:14.318
18	28.640	2:12.457
171	28.830	2:12.048
92	30.520	2:16.402
31	31.489	2:16.030
9	31.681	2:14.842
71	33.347	2:14.994
964	36.432	2:13.117
121	37.660	2:18.308
17	41.928	2:17.596
69	42.608	2:17.623
67	44.149	2:21.408
136	44.429	2:20.853
19	1:12.371	2:37.876

LAP 3 @ 17:30:00.886

NO	BEHIND	LAP TIME
0		1:58.502
35	0.459	1:58.360
11	4.034	2:00.371
112	10.575	2:01.736
8	16.870	2:05.043
16	18.042	2:04.640

72	20.382	1:59.906
88	23.754	2:05.731
111	27.048	2:03.487
13	36.484	2:09.266
18	40.848	2:10.710
171	41.345	2:11.017
32	41.391	2:11.265
92	43.107	2:11.089
31	44.024	2:11.037
964	49.556	2:11.626
71	49.641	2:14.796
121	54.246	2:15.088
9	54.463	2:21.284
69	57.172	2:13.066
17	57.185	2:13.759
136	1:05.433	2:19.506
67	1:06.874	2:21.227
19	1:51.721	2:37.852

LAP 4 @ 17:31:56.221

NO	BEHIND	LAP TIME
0		1:55.335
35	0.585	1:55.461
11	7.480	1:58.781
112	13.631	1:58.391
72	24.521	1:59.474
8	25.262	2:03.727
16	25.915	2:03.208
88	32.115	2:03.696
111	32.157	2:00.444
13	48.063	2:06.914
18	53.507	2:07.994
32	53.904	2:07.848
171	54.342	2:08.332
31	54.832	2:06.143
92	59.391	2:11.619
9	1:08.416	2:09.288
964	1:08.748	2:14.527
69	1:14.591	2:12.754
121	1:14.852	2:15.941
17	1:15.827	2:13.977
71	1:22.725	2:28.419
67	1:38.618	2:27.079
136	1:41.645	2:31.547

LAP 5 @ 17:33:49.775

NO	BEHIND	LAP TIME
0		1:53.554
35	0.969	1:53.938
11	13.051	1:59.125
112	19.144	1:59.067
72	26.838	1:55.871
16	34.019	2:01.658
8	34.600	2:02.892
111	37.856	1:59.253
19	1 Lap	2:37.724
88	40.921	2:02.360
13	57.908	2:03.399
32	1:05.774	2:05.424
171	1:07.279	2:06.491
31	1:08.049	2:06.771
18	1:08.244	2:08.291
92	1:17.861	2:12.024
9	1:22.292	2:07.430

69	1:28.174	2:07.137
964	1:31.777	2:16.583
121	1:32.012	2:10.714
17	1:32.349	2:10.076
71	1:39.040	2:09.869

LAP 6 @ 17:35:42.921

NO	BEHIND	LAP TIME
0		1:53.146
35	0.838	1:53.015
136	1 Lap	2:13.043
67	1 Lap	2:22.039
11	17.481	1:57.576
112	21.890	1:55.892
72	27.880	1:54.188
8	40.820	1:59.366
16	41.262	2:00.389
111	41.625	1:56.915
88	49.831	2:02.056
13	1:09.289	2:04.527
31	1:18.399	2:03.496
171	1:19.992	2:05.859
32	1:20.144	2:07.516
18	1:20.523	2:05.425
19	1 Lap	2:34.853
9	1:37.109	2:07.963
92	1:39.197	2:14.482
69	1:42.394	2:07.366
17	1:48.812	2:09.609
121	1:49.307	2:10.441
964	1:55.366	2:16.735
71	1:57.754	2:11.860

Weather / Track : Cloudy / Dry

Results can be found at www.tsl-timing.com

Donington Park GP
Circuit Length = 2.4873 miles
Start: 17:23 Flag 17:35 End: 17:37

Printed - 17:38 Saturday, 09 April 2016

BMCRC - MRO Championships 2016 - Rnd 2 @ Donington Park GP

RKB/BMCRC F1 & F2 Sidecars

RACE 5 - SECTOR ANALYSIS

SECTOR 1 = FL to I1, SECTOR 2 = I1 to FL, DIFF = Difference To Personal Best Lap

P1 0 F2 CRAWFORD / CHRISTIE		Suzuki LCR - ARC NEWTON AYCLIFFE				
IDEAL LAP TIME : 1:52.574		BEST LAP TIME : 1:53.146		DIFFERENCE : 0.572		
LAP	SECTOR 1	SECTOR 2	LAP TIME	MPH	DIFF	TIME OF DAY
1 -		1:01.183	2:03.168	72.70	10.022	17:26:01.242
2 -	59.637	1:01.505	2:01.142	73.91	7.996	17:28:02.384
3 -	58.359	1:00.143	1:58.502	75.56	5.356	17:30:00.886
4 -	56.580	58.755	1:55.335 (3)	77.63	2.189	17:31:56.221
5 -	55.111	58.443	1:53.554 (2)	78.85	0.408	17:33:49.775
6 -	55.683	57.463	1:53.146 (1)	79.14		17:35:42.921

P2 35 F2 REEVES / WINKLE		Suzuki LCR - Reeves water services				
IDEAL LAP TIME : 1:52.731		BEST LAP TIME : 1:53.015		DIFFERENCE : 0.284		
LAP	SECTOR 1	SECTOR 2	LAP TIME	MPH	DIFF	TIME OF DAY
1 -		1:01.175	2:03.608	72.44	10.593	17:26:01.682
2 -	1:00.151	1:01.152	2:01.303	73.81	8.288	17:28:02.985
3 -	58.773	59.587	1:58.360	75.65	5.345	17:30:01.345
4 -	57.002	58.459	1:55.461 (3)	77.55	2.446	17:31:56.806
5 -	56.560	57.378	1:53.938 (2)	78.59	0.923	17:33:50.744
6 -	55.353	57.662	1:53.015 (1)	79.23		17:35:43.759

P3 11 F2 GILBERT / MORGAN		Yamaha Shelbourne -				
IDEAL LAP TIME : 1:57.576		BEST LAP TIME : 1:57.576		DIFFERENCE : 0.000		
LAP	SECTOR 1	SECTOR 2	LAP TIME	MPH	DIFF	TIME OF DAY
1 -		1:02.353	2:05.132	71.55	7.556	17:26:03.206
2 -	59.480	1:01.863	2:01.343	73.79	3.767	17:28:04.549
3 -	59.115	1:01.256	2:00.371	74.39	2.795	17:30:04.920
4 -	58.006	1:00.775	1:58.781 (2)	75.38	1.205	17:32:03.701
5 -	57.902	1:01.223	1:59.125 (3)	75.16	1.549	17:34:02.826
6 -	57.556	1:00.020	1:57.576 (1)	76.15		17:36:00.402

P4 112 F2 LOCKEY / SAYERS		Honda Ireson - Real Racing				
IDEAL LAP TIME : 1:55.892		BEST LAP TIME : 1:55.892		DIFFERENCE : 0.000		
LAP	SECTOR 1	SECTOR 2	LAP TIME	MPH	DIFF	TIME OF DAY
1 -		1:02.908	2:08.679	69.58	12.787	17:26:06.753
2 -	1:01.066	1:01.906	2:02.972	72.81	7.080	17:28:09.725
3 -	1:00.367	1:01.369	2:01.736	73.55	5.844	17:30:11.461
4 -	58.131	1:00.260	1:58.391 (2)	75.63	2.499	17:32:09.852
5 -	59.430	59.637	1:59.067 (3)	75.20	3.175	17:34:08.919
6 -	56.938	58.954	1:55.892 (1)	77.26		17:36:04.811

P5 72 F2 FOUNDS / WALMSLEY		Suzuki LCR - Trustland Construction				
IDEAL LAP TIME : 1:54.188		BEST LAP TIME : 1:54.188		DIFFERENCE : 0.000		
LAP	SECTOR 1	SECTOR 2	LAP TIME	MPH	DIFF	TIME OF DAY
1 -		1:05.733	2:18.483	64.66	24.295	17:26:16.557
2 -	1:03.050	1:01.755	2:04.805	71.74	10.617	17:28:21.362
3 -	59.212	1:00.694	1:59.906	74.67	5.718	17:30:21.268
4 -	57.605	1:01.869	1:59.474 (3)	74.94	5.286	17:32:20.742
5 -	56.907	58.964	1:55.871 (2)	77.27	1.683	17:34:16.613
6 -	55.874	58.314	1:54.188 (1)	78.41		17:36:10.801

P6 8 F2 ILARIA / SAUNDERS		Suzuki Windle - Powerhouse				
IDEAL LAP TIME : 1:59.366		BEST LAP TIME : 1:59.366		DIFFERENCE : 0.000		
LAP	SECTOR 1	SECTOR 2	LAP TIME	MPH	DIFF	TIME OF DAY
1 -		1:03.978	2:08.320	69.78	8.954	17:26:06.394
2 -	1:02.732	1:03.587	2:06.319	70.88	6.953	17:28:12.713
3 -	1:01.198	1:03.845	2:05.043	71.61	5.677	17:30:17.756
4 -	1:00.156	1:03.571	2:03.727 (3)	72.37	4.361	17:32:21.483
5 -	1:00.890	1:02.002	2:02.892 (2)	72.86	3.526	17:34:24.375

Weather / Track : Cloudy / Dry

Donington Park GP
Circuit Length = 2.4873 miles
Start: 17:23 Flag 17:35 End: 17:37

BMCRG - MRO Championships 2016 - Rnd 2 @ Donington Park GP

RKB/BMCRG F1 & F2 Sidecars

RACE 5 - SECTOR ANALYSIS

SECTOR 1 = FL to I1, SECTOR 2 = I1 to FL, DIFF = Difference To Personal Best Lap

6 - 58.156 1:01.210 1:59.366 (1) 75.01 17:36:23.741

P7 16 F2 GIBSON / GIBSON			Suzuki Shelbourne - Beverley Mobility			
IDEAL LAP TIME : 2:00.213		BEST LAP TIME : 2:00.389		DIFFERENCE : 0.176		
LAP	SECTOR 1	SECTOR 2	LAP TIME	MPH	DIFF	TIME OF DAY
1 -		1:04.999	2:10.364	68.68	9.975	17:26:08.438
2 -	1:02.312	1:03.538	2:05.850	71.15	5.461	17:28:14.288
3 -	1:01.683	1:02.957	2:04.640	71.84	4.251	17:30:18.928
4 -	1:00.323	1:02.885	2:03.208 (3)	72.67	2.819	17:32:22.136
5 -	59.923	1:01.735	2:01.658 (2)	73.60	1.269	17:34:23.794
6 -	58.478	1:01.911	2:00.389 (1)	74.37		17:36:24.183

P8 111 F1 CABLE / PAYNE			Yamaha LCR -			
IDEAL LAP TIME : 1:56.915		BEST LAP TIME : 1:56.915		DIFFERENCE : 0.000		
LAP	SECTOR 1	SECTOR 2	LAP TIME	MPH	DIFF	TIME OF DAY
1 -		1:07.177	2:19.594	64.14	22.679	17:26:17.668
2 -	1:03.699	1:03.080	2:06.779	70.63	9.864	17:28:24.447
3 -	1:00.660	1:02.827	2:03.487	72.51	6.572	17:30:27.934
4 -	58.932	1:01.512	2:00.444 (3)	74.34	3.529	17:32:28.378
5 -	58.768	1:00.485	1:59.253 (2)	75.08	2.338	17:34:27.631
6 -	57.552	59.363	1:56.915 (1)	76.58		17:36:24.546

P9 88 F2 LONGMORE / LONGMORE			Sidecar DMR -			
IDEAL LAP TIME : 2:02.056		BEST LAP TIME : 2:02.056		DIFFERENCE : 0.000		
LAP	SECTOR 1	SECTOR 2	LAP TIME	MPH	DIFF	TIME OF DAY
1 -		1:05.497	2:13.467	67.09	11.411	17:26:11.541
2 -	1:02.736	1:04.632	2:07.368	70.30	5.312	17:28:18.909
3 -	1:01.421	1:04.310	2:05.731	71.21	3.675	17:30:24.640
4 -	1:00.088	1:03.608	2:03.696 (3)	72.39	1.640	17:32:28.336
5 -	59.908	1:02.452	2:02.360 (2)	73.18	0.304	17:34:30.696
6 -	59.604	1:02.452	2:02.056 (1)	73.36		17:36:32.752

P10 13 F2 DIX / PARKER			Sidecar Baker -			
IDEAL LAP TIME : 2:03.399		BEST LAP TIME : 2:03.399		DIFFERENCE : 0.000		
LAP	SECTOR 1	SECTOR 2	LAP TIME	MPH	DIFF	TIME OF DAY
1 -		1:07.770	2:17.966	64.90	14.567	17:26:16.040
2 -	1:05.833	1:06.231	2:12.064	67.80	8.665	17:28:28.104
3 -	1:03.592	1:05.674	2:09.266	69.27	5.867	17:30:37.370
4 -	1:02.825	1:04.089	2:06.914 (3)	70.55	3.515	17:32:44.284
5 -	1:00.809	1:02.590	2:03.399 (1)	72.56		17:34:47.683
6 -	1:01.316	1:03.211	2:04.527 (2)	71.90	1.128	17:36:52.210

P11 31 F1 MUNRO / PETTMAN			Suzuki Windle -			
IDEAL LAP TIME : 2:03.426		BEST LAP TIME : 2:03.496		DIFFERENCE : 0.070		
LAP	SECTOR 1	SECTOR 2	LAP TIME	MPH	DIFF	TIME OF DAY
1 -		1:09.121	2:19.769	64.06	16.273	17:26:17.843
2 -	1:08.862	1:07.168	2:16.030	65.82	12.534	17:28:33.873
3 -	1:05.917	1:05.120	2:11.037	68.33	7.541	17:30:44.910
4 -	1:00.795	1:05.348	2:06.143 (2)	70.98	2.647	17:32:51.053
5 -	1:02.521	1:04.250	2:06.771 (3)	70.63	3.275	17:34:57.824
6 -	1:00.865	1:02.631	2:03.496 (1)	72.50		17:37:01.320

P12 171 F2 HIGH / STANTON			Honda Baker - Cartwright Bros Haulage			
IDEAL LAP TIME : 2:05.131		BEST LAP TIME : 2:05.859		DIFFERENCE : 0.728		
LAP	SECTOR 1	SECTOR 2	LAP TIME	MPH	DIFF	TIME OF DAY
1 -		1:08.173	2:21.092	63.46	15.233	17:26:19.166
2 -	1:06.845	1:05.203	2:12.048	67.81	6.189	17:28:31.214
3 -	1:05.097	1:05.920	2:11.017	68.34	5.158	17:30:42.231

Weather / Track : Cloudy / Dry

Donington Park GP
Circuit Length = 2.4873 miles
Start: 17:23 Flag 17:35 End: 17:37

BMCRC - MRO Championships 2016 - Rnd 2 @ Donington Park GP

RKB/BMCRC F1 & F2 Sidecars

RACE 5 - SECTOR ANALYSIS

SECTOR 1 = FL to I1, SECTOR 2 = I1 to FL, DIFF = Difference To Personal Best Lap

4 -	1:02.876	1:05.456	2:08.332 (3)	69.77	2.473	17:32:50.563
5 -	1:02.548	1:03.943	2:06.491 (2)	70.79	0.632	17:34:57.054
6 -	1:01.188	1:04.671	2:05.859 (1)	71.14		17:37:02.913

P13	32 F2	LUMLEY / WHITNALL	LUM007 Lumley -			
IDEAL LAP TIME : 2:05.361		BEST LAP TIME : 2:05.424	DIFFERENCE : 0.063			
LAP	SECTOR 1	SECTOR 2	LAP TIME	MPH	DIFF	TIME OF DAY
1 -		1:07.651	2:18.620	64.59	13.196	17:26:16.694
2 -	1:05.738	1:08.580	2:14.318	66.66	8.894	17:28:31.012
3 -	1:05.014	1:06.251	2:11.265	68.21	5.841	17:30:42.277
4 -	1:02.490	1:05.358	2:07.848 (3)	70.03	2.424	17:32:50.125
5 -	1:01.840	1:03.584	2:05.424 (1)	71.39		17:34:55.549
6 -	1:01.777	1:05.739	2:07.516 (2)	70.22	2.092	17:37:03.065

P14	18 F2	BLACKWOOD / BLACKWOOD	Suzuki Shelbourne -			
IDEAL LAP TIME : 2:05.425		BEST LAP TIME : 2:05.425	DIFFERENCE : 0.000			
LAP	SECTOR 1	SECTOR 2	LAP TIME	MPH	DIFF	TIME OF DAY
1 -		1:08.419	2:20.493	63.73	15.068	17:26:18.567
2 -	1:06.484	1:05.973	2:12.457	67.60	7.032	17:28:31.024
3 -	1:04.515	1:06.195	2:10.710	68.50	5.285	17:30:41.734
4 -	1:02.705	1:05.289	2:07.994 (2)	69.95	2.569	17:32:49.728
5 -	1:03.104	1:05.187	2:08.291 (3)	69.79	2.866	17:34:58.019
6 -	1:02.097	1:03.328	2:05.425 (1)	71.39		17:37:03.444

P15	9 F2	MOTT / JONES	Suzuki DDM -			
IDEAL LAP TIME : 2:07.224		BEST LAP TIME : 2:07.430	DIFFERENCE : 0.206			
LAP	SECTOR 1	SECTOR 2	LAP TIME	MPH	DIFF	TIME OF DAY
1 -		1:09.378	2:21.149	63.43	13.719	17:26:19.223
2 -	1:07.954	1:06.888	2:14.842	66.40	7.412	17:28:34.065
3 -	1:05.442	1:15.842	2:21.284	63.37	13.854	17:30:55.349
4 -	1:03.256	1:06.032	2:09.288 (3)	69.25	1.858	17:33:04.637
5 -	1:03.462	1:03.968	2:07.430 (1)	70.26		17:35:12.067
6 -	1:03.750	1:04.213	2:07.963 (2)	69.97	0.533	17:37:20.030

P16	92 F1	HILDIGE / HILDIGE	Suzuki LCR -			
IDEAL LAP TIME : 2:09.775		BEST LAP TIME : 2:11.089	DIFFERENCE : 1.314			
LAP	SECTOR 1	SECTOR 2	LAP TIME	MPH	DIFF	TIME OF DAY
1 -		1:08.560	2:18.428	64.68	7.339	17:26:16.502
2 -	1:09.819	1:06.583	2:16.402	65.64	5.313	17:28:32.904
3 -	1:06.145	1:04.944	2:11.089 (1)	68.30		17:30:43.993
4 -	1:04.831	1:06.788	2:11.619 (2)	68.03	0.530	17:32:55.612
5 -	1:06.177	1:05.847	2:12.024 (3)	67.82	0.935	17:35:07.636
6 -	1:07.637	1:06.845	2:14.482	66.58	3.393	17:37:22.118

P17	69 F1	HIRST / SCHOFIELD	Yamaha LCR - Leeds Parcel Company			
IDEAL LAP TIME : 2:06.431		BEST LAP TIME : 2:07.137	DIFFERENCE : 0.706			
LAP	SECTOR 1	SECTOR 2	LAP TIME	MPH	DIFF	TIME OF DAY
1 -		1:11.148	2:29.295	59.97	22.158	17:26:27.369
2 -	1:09.642	1:07.981	2:17.623	65.06	10.486	17:28:44.992
3 -	1:06.871	1:06.195	2:13.066	67.29	5.929	17:30:58.058
4 -	1:05.074	1:07.680	2:12.754 (3)	67.45	5.617	17:33:10.812
5 -	1:02.635	1:04.502	2:07.137 (1)	70.43		17:35:17.949
6 -	1:03.570	1:03.796	2:07.366 (2)	70.30	0.229	17:37:25.315

P18	17 F2	SCHOFIELD / SCHOFIELD	Suzuki Windle - Witch eLiquid			
IDEAL LAP TIME : 2:09.408		BEST LAP TIME : 2:09.609	DIFFERENCE : 0.201			
LAP	SECTOR 1	SECTOR 2	LAP TIME	MPH	DIFF	TIME OF DAY
1 -		1:11.976	2:28.642	60.24	19.033	17:26:26.716

Weather / Track : Cloudy / Dry

Donington Park GP
Circuit Length = 2.4873 miles
Start: 17:23 Flag 17:35 End: 17:37

BMCRC - MRO Championships 2016 - Rnd 2 @ Donington Park GP

RKB/BMCRC F1 & F2 Sidecars

RACE 5 - SECTOR ANALYSIS

SECTOR 1 = FL to I1, SECTOR 2 = I1 to FL, DIFF = Difference To Personal Best Lap

2 -	1:09.771	1:07.825	2:17.596	65.07	7.987	17:28:44.312
3 -	1:06.346	1:07.413	2:13.759 (3)	66.94	4.150	17:30:58.071
4 -	1:05.987	1:07.990	2:13.977	66.83	4.368	17:33:12.048
5 -	1:04.239	1:05.837	2:10.076 (2)	68.84	0.467	17:35:22.124
6 -	1:04.440	1:05.169	2:09.609 (1)	69.08		17:37:31.733

P19 121 F1 LAWRENCE / PAWSEY			Yamaha LCR -			
IDEAL LAP TIME : 2:09.986		BEST LAP TIME : 2:10.441		DIFFERENCE : 0.455		
LAP	SECTOR 1	SECTOR 2	LAP TIME	MPH	DIFF	TIME OF DAY
1 -		1:09.714	2:23.662	62.32	13.221	17:26:21.736
2 -	1:08.669	1:09.639	2:18.308	64.74	7.867	17:28:40.044
3 -	1:06.779	1:08.309	2:15.088 (3)	66.28	4.647	17:30:55.132
4 -	1:07.584	1:08.357	2:15.941	65.87	5.500	17:33:11.073
5 -	1:04.563	1:06.151	2:10.714 (2)	68.50	0.273	17:35:21.787
6 -	1:03.835	1:06.606	2:10.441 (1)	68.64		17:37:32.228

P20 964 F2 ANDERSON / PUGH			Honda Molyneux - Mark Kaye of Durham			
IDEAL LAP TIME : 2:10.872		BEST LAP TIME : 2:11.626		DIFFERENCE : 0.754		
LAP	SECTOR 1	SECTOR 2	LAP TIME	MPH	DIFF	TIME OF DAY
1 -		1:10.449	2:27.625	60.65	15.999	17:26:25.699
2 -	1:07.061	1:06.056	2:13.117 (2)	67.26	1.491	17:28:38.816
3 -	1:04.816	1:06.810	2:11.626 (1)	68.02		17:30:50.442
4 -	1:06.763	1:07.764	2:14.527 (3)	66.56	2.901	17:33:04.969
5 -	1:08.194	1:08.389	2:16.583	65.56	4.957	17:35:21.552
6 -	1:05.262	1:11.473	2:16.735	65.48	5.109	17:37:38.287

P21 71 F2 SCHOFIELD / STAINTON			Honda Ireson - the sand witch food company			
IDEAL LAP TIME : 2:09.869		BEST LAP TIME : 2:09.869		DIFFERENCE : 0.000		
LAP	SECTOR 1	SECTOR 2	LAP TIME	MPH	DIFF	TIME OF DAY
1 -		1:09.238	2:22.663	62.76	12.794	17:26:20.737
2 -	1:06.893	1:08.101	2:14.994	66.33	5.125	17:28:35.731
3 -	1:04.613	1:10.183	2:14.796 (3)	66.42	4.927	17:30:50.527
4 -	1:20.885	1:07.534	2:28.419	60.33	18.550	17:33:18.946
5 -	1:04.104	1:05.765	2:09.869 (1)	68.94		17:35:28.815
6 -	1:05.490	1:06.370	2:11.860 (2)	67.90	1.991	17:37:40.675

P22 136 F1 EDWARDS / EDWARDS			Yamaha REA - ECONOMY HEATING SERVICES			
IDEAL LAP TIME : 2:13.043		BEST LAP TIME : 2:13.043		DIFFERENCE : 0.000		
LAP	SECTOR 1	SECTOR 2	LAP TIME	MPH	DIFF	TIME OF DAY
1 -		1:11.503	2:27.886	60.54	14.843	17:26:25.960
2 -	1:09.961	1:10.892	2:20.853 (3)	63.57	7.810	17:28:46.813
3 -	1:09.980	1:09.526	2:19.506 (2)	64.18	6.463	17:31:06.319
4 -	1:18.035	1:13.512	2:31.547	59.08	18.504	17:33:37.866
5 -	1:05.934	1:07.109	2:13.043 (1)	67.30		17:35:50.909

P23 67 F1 PETTMAN/ JEFFREY			Suzuki Windle - MJP racing			
IDEAL LAP TIME : 2:20.839		BEST LAP TIME : 2:21.227		DIFFERENCE : 0.388		
LAP	SECTOR 1	SECTOR 2	LAP TIME	MPH	DIFF	TIME OF DAY
1 -		1:11.112	2:27.051	60.89	5.824	17:26:25.125
2 -	1:10.117	1:11.291	2:21.408 (2)	63.32	0.181	17:28:46.533
3 -	1:09.727	1:11.500	2:21.227 (1)	63.40		17:31:07.760
4 -	1:13.316	1:13.763	2:27.079	60.88	5.852	17:33:34.839
5 -	1:10.590	1:11.449	2:22.039 (3)	63.04	0.812	17:35:56.878

P24 19 F1 MACBRIDE / WILKINSON			Suzuki DDR -			
IDEAL LAP TIME : 2:31.802		BEST LAP TIME : 2:34.853		DIFFERENCE : 3.051		
LAP	SECTOR 1	SECTOR 2	LAP TIME	MPH	DIFF	TIME OF DAY
1 -		1:16.178	2:38.805	56.38	3.952	17:26:36.879

Weather / Track : Cloudy / Dry

Donington Park GP
Circuit Length = 2.4873 miles
Start: 17:23 Flag 17:35 End: 17:37

BMCRC - MRO Championships 2016 - Rnd 2 @ Donington Park GP

RKB/BMCRC F1 & F2 Sidecars

RACE 5 - SECTOR ANALYSIS

SECTOR 1 = FL to I1, SECTOR 2 = I1 to FL, DIFF = Difference To Personal Best Lap

2 -	1:18.330	1:19.546	2:37.876	56.71	3.023	17:29:14.755
3 -	1:18.704	1:19.148	2:37.852 (3)	56.72	2.999	17:31:52.607
4 -	1:19.752	1:17.972	2:37.724 (2)	56.77	2.871	17:34:30.331
5 -	1:15.624	1:19.229	2:34.853 (1)	57.82		17:37:05.184

P25 57 F2 COLE / BRADBURY	Honda MR Equipe - Autocraft/Raptor Racing					
IDEAL LAP TIME :	BEST LAP TIME : 2:34.126		DIFFERENCE :			
LAP	SECTOR 1	SECTOR 2	LAP TIME	MPH	DIFF	TIME OF DAY
1 -		1:13.462	2:34.126 (1)	58.09		17:26:32.200

BMCRC - MRO Championships 2016 - Rnd 2 @ Donington Park GP

RKB/BMCRC F1 & F2 Sidecars

RACE 5 - BEST SECTORS

SECTOR 1			SECTOR 2			IDEAL / BEST COMPARISON						
POS	NO	NAME	TIME	NO	NAME	TIME	POS	NO	NAME	IDEAL	BEST	DIFF
									PERFECT LAP	1:52.489		
1	0	CRAWFORD / CHRISTIE	55.111	35	REEVES / WINKLE	57.378	1	0	CRAWFORD / CHRIS	1:52.574	1:53.146	0.572
2	35	REEVES / WINKLE	55.353	0	CRAWFORD / CHRISTIE	57.463	2	35	REEVES / WINKLE	1:52.731	1:53.015	0.284
3	72	FOUND / WALMSLEY	55.874	72	FOUND / WALMSLEY	58.314	3	72	FOUND / WALMSLE	1:54.188	1:54.188	0.000
4	112	LOCKEY / SAYERS	56.938	112	LOCKEY / SAYERS	58.954	4	112	LOCKEY / SAYERS	1:55.892	1:55.892	0.000
5	111	CABLE / PAYNE	57.552	111	CABLE / PAYNE	59.363	5	111	CABLE / PAYNE	1:56.915	1:56.915	0.000
6	11	GILBERT / MORGAN	57.556	11	GILBERT / MORGAN	1:00.020	6	11	GILBERT / MORGAN	1:57.576	1:57.576	0.000
7	8	ILARIA / SAUNDERS	58.156	8	ILARIA / SAUNDERS	1:01.210	7	8	ILARIA / SAUNDERS	1:59.366	1:59.366	0.000
8	16	GIBSON / GIBSON	58.478	16	GIBSON / GIBSON	1:01.735	8	16	GIBSON / GIBSON	2:00.213	2:00.389	0.176
9	88	LONGMORE / LONGMORE	59.604	88	LONGMORE / LONGMORE	1:02.452	9	88	LONGMORE / LONGM	2:02.056	2:02.056	0.000
10	31	MUNRO / PETTMAN	1:00.795	13	DIX / PARKER	1:02.590	10	13	DIX / PARKER	2:03.399	2:03.399	0.000
11	13	DIX / PARKER	1:00.809	31	MUNRO / PETTMAN	1:02.631	11	31	MUNRO / PETTMAN	2:03.426	2:03.496	0.070
12	171	HIGH / STANTON	1:01.188	18	BLACKWOOD / BLACKWOOD	1:03.328	12	171	HIGH / STANTON	2:05.131	2:05.859	0.728
13	32	LUMLEY / WHITNALL	1:01.777	32	LUMLEY / WHITNALL	1:03.584	13	32	LUMLEY / WHITNALL	2:05.361	2:05.424	0.063
14	18	BLACKWOOD / BLACKWOOD	1:02.097	69	HIRST / SCHOFIELD	1:03.796	14	18	BLACKWOOD / BLAC	2:05.425	2:05.425	0.000
15	69	HIRST / SCHOFIELD	1:02.635	171	HIGH / STANTON	1:03.943	15	69	HIRST / SCHOFIELD	2:06.431	2:07.137	0.706
16	9	MOTT / JONES	1:03.256	9	MOTT / JONES	1:03.968	16	9	MOTT / JONES	2:07.224	2:07.430	0.206
17	121	LAWRENCE / PAWSEY	1:03.835	92	HILDIGE / HILDIGE	1:04.944	17	17	SCHOFIELD / SCHOF	2:09.408	2:09.609	0.201
18	71	SCHOFIELD / STANTON	1:04.104	17	SCHOFIELD / SCHOFIELD	1:05.169	18	92	HILDIGE / HILDIGE	2:09.775	2:11.089	1.314
19	17	SCHOFIELD / SCHOFIELD	1:04.239	71	SCHOFIELD / STANTON	1:05.765	19	71	SCHOFIELD / STANT	2:09.869	2:09.869	0.000
20	964	ANDERSON / PUGH	1:04.816	964	ANDERSON / PUGH	1:06.056	20	121	LAWRENCE / PAWSE	2:09.986	2:10.441	0.455
21	92	HILDIGE / HILDIGE	1:04.831	121	LAWRENCE / PAWSEY	1:06.151	21	964	ANDERSON / PUGH	2:10.872	2:11.626	0.754
22	136	EDWARDS / EDWARDS	1:05.934	136	EDWARDS / EDWARDS	1:07.109	22	136	EDWARDS / EDWAR	2:13.043	2:13.043	0.000
23	67	PETTMAN / JEFFREY	1:09.727	67	PETTMAN / JEFFREY	1:11.112	23	67	PETTMAN / JEFFREY	2:20.839	2:21.227	0.388
24	19	MACBRIDE / WILKINSON	1:15.624	57	COLE / BRADBURY	1:13.462	24	19	MACBRIDE / WILKIN	2:31.802	2:34.853	3.051
25				19	MACBRIDE / WILKINSON	1:16.178	25	57	COLE / BRADBURY		2:34.126	
26												

Weather / Track : Cloudy / Dry

Results can be found at www.tsl-timing.com

Donington Park GP

Circuit Length = 2.4873 miles

Start: 17:23 Flag 17:35 End: 17:37

Printed - 17:38 Saturday, 09 April 2016

BMCRC - MRO Championships 2016 - Rnd 2 @ Donington Park GP

RKB/BMCRC F1 & F2 Sidecars

RACE 5 - CLASSIFICATION

POS	NO	CL	PIC NAME	ENTRY	LAPS	TIME	GAP	DIFF	MPH	BEST	ON
1	0	F2	1 CRAWFORD / CHRISTIE	Suzuki LCR - ARC NEWTON AYCLIFFE	7	12:10.080			85.66	1:43.116	6
2	112	F2	2 LOCKEY / SAYERS	Honda Ireson - Real Racing	7	12:30.235	20.155	20.155	83.36	1:46.193	3
3	11	F2	3 GILBERT / MORGAN	Yamaha Shelbourne -	7	12:35.010	24.930	4.775	82.83	1:46.571	2
4	92	F1	1 HILDIGE / HILDIGE	Suzuki LCR -	7	12:43.872	33.792	8.862	81.87	1:46.721	5
5	13	F2	4 DIX / PARKER	Sidecar Baker -	7	12:46.398	36.318	2.526	81.60	1:47.664	7
6	16	F2	5 GIBSON / GIBSON	Suzuki Shelbourne - Beverley Mobility	7	12:47.803	37.723	1.405	81.45	1:47.766	4
7	8	F2	6 ILARIA / SAUNDERS	Suzuki Windle - Powerhouse	7	12:48.676	38.596	0.873	81.36	1:47.502	6
8	72	F2	7 FOUNDS / WALMSLEY	Suzuki LCR - Trustland Construction	7	12:59.603	49.523	10.927	80.22	1:43.418	6
9	9	F2	8 MOTT / JONES	Suzuki DDM -	7	13:07.533	57.453	7.930	79.41	1:50.482	4
10	88	F2	9 LONGMORE / LONGMORE	Sidecar DMR -	7	13:10.870	1:00.790	3.337	79.08	1:51.040	6
11	171	F2	10 HIGH / STAINTON	Honda Baker - Cartwright Bros Haulage	7	13:18.461	1:08.381	7.591	78.33	1:52.166	2
12	17	F2	11 SCHOFIELD / SCHOFIELD	Suzuki Windle - Witch eLiquid	7	13:21.024	1:10.944	2.563	78.08	1:51.444	5
13	18	F2	12 BLACKWOOD / BLACKWOOD	Suzuki Shelbourne -	7	13:22.001	1:11.921	0.977	77.98	1:52.010	7
14	71	F2	13 SCHOFIELD / STAINTON	Honda Ireson - the sand witch food company	7	13:31.502	1:21.422	9.501	77.07	1:53.845	6
15	32	F2	14 LUMLEY / WHITNALL	LUM007 Lumley -	7	13:38.322	1:28.242	6.820	76.43	1:54.956	4
16	67	F1	2 PETTMAN / JEFFREY	Suzuki Windle - MJR racing	7	13:42.091	1:32.011	3.769	76.08	1:55.042	5
17	24	F2	15 WILBY / BAILEY	Honda BHR - Leeds Parcel Company Ltd	7	13:50.157	1:40.077	8.066	75.34	1:56.767	4
18	964	F2	16 ANDERSON / PUGH	Honda Molyneux - Mark Kaye of Durham	6	12:29.647	1 Lap	1 Lap	71.48	2:01.496	2
19	58	F2	17 CHANDLER / LOUTHER	Yamaha Shelbourne - Anode Electronics Ltd	6	12:40.490	1 Lap	10.843	70.46	1:58.436	2
20	136	F1	3 COLE / EDWARDS	Yamaha REA - ECONOMY HEATING SERVICES	6	12:57.072	1 Lap	16.582	68.96	2:04.070	6
21	19	F1	4 MACBRIDE / WILKINSON	Suzuki DDR -	6	14:31.942	1 Lap	1:34.870	61.46	2:23.546	3

NOT CLASSIFIED

DNF	121	F1	LAWRENCE / PAWSEY	Yamaha LCR -	6	12:00.748	1 Lap		74.35	1:53.840	4
DNF	111	F1	CABLE / PAYNE	Yamaha LCR -	4	7:10.008	3 Laps	2 Laps	82.97	1:44.976	4
DNF	31	F1	MUNRO / PETTMAN	Suzuki Windle -	2	3:42.346	5 Laps	2 Laps	79.93	1:47.756	2

FASTEST LAP

	0	F2	CRAWFORD / CHRISTIE	Suzuki LCR - ARC NEWTON AYCLIFFE	6	1:43.116			86.83 mph	139.75 kph	
	111	F1	CABLE / PAYNE	Yamaha LCR -	4	1:44.976			85.30 mph	137.27 kph	

Class F2 - 90% of Race Speed = 77.09 mph

Class F1 - 90% of Race Speed = 73.68 mph

Donington Park GP

Circuit Length = 2.4873 miles

Start: 11:15 Flag 11:28 End: 11:30

Weather / Track : Cloudy / Dry

These results are provisional until the conclusion of any judicial and technical matters.

Clerk Of Course :	Timekeeper :
-------------------	--------------

Results can be found at www.tsl-timing.com

Printed - 11:31 Sunday, 10 April 2016



BMCRC - MRO Championships 2016 - Rnd 2 @ Donington Park GP

RKB/BMCRC F1 & F2 Sidecars

RACE 5 - LAP CHART

LAP 1 @ 11:17:43.867

NO	BEHIND	LAP TIME
0		1:47.335
112	3.268	1:50.603
11	3.856	1:51.191
111	3.957	1:51.292
8	5.973	1:53.308
92	6.854	1:54.189
16	7.130	1:54.465
31	7.255	1:54.590
13	8.136	1:55.471
171	10.426	1:57.761
88	10.708	1:58.043
9	11.973	1:59.308
32	12.705	2:00.040
72	12.800	2:00.135
17	13.869	2:01.204
18	14.848	2:02.183
71	15.520	2:02.855
67	16.338	2:03.673
24	17.358	2:04.693
121	17.579	2:04.914
58	20.309	2:07.644
964	26.436	2:13.771
136	36.503	2:23.838
19	39.978	2:27.313

LAP 2 @ 11:19:27.690

NO	BEHIND	LAP TIME
0		1:43.823
112	5.825	1:46.380
11	6.604	1:46.571
111	7.419	1:47.285
31	11.188	1:47.756
8	11.901	1:49.751
92	11.973	1:48.942
16	12.992	1:49.685
13	13.685	1:49.372
72	15.524	1:46.547
171	18.769	1:52.166
88	19.377	1:52.492
9	20.560	1:52.410
17	24.939	1:54.893
32	25.379	1:56.497
18	25.526	1:54.501
71	27.505	1:55.808
67	29.317	1:56.802
121	29.670	1:55.914
24	31.227	1:57.692
58	34.922	1:58.436
964	44.109	2:01.496
136	1:03.381	2:10.701
19	1:20.188	2:24.033

LAP 3 @ 11:21:11.243

NO	BEHIND	LAP TIME
0		1:43.553
112	8.465	1:46.193
111	10.321	1:46.455
11	10.353	1:47.302
92	17.799	1:49.379
72	18.645	1:46.674
8	19.654	1:51.306

13	19.944	1:49.812
16	20.031	1:50.592
171	29.165	1:53.949
9	29.182	1:52.175
88	29.549	1:53.725
17	34.661	1:53.275
18	36.415	1:54.442
32	38.482	1:56.656
71	39.751	1:55.799
121	40.826	1:54.709
67	41.717	1:55.953
24	44.596	1:56.922
58	1:00.195	2:08.826
964	1:03.100	2:02.544
136	1:28.070	2:08.242

LAP 4 @ 11:22:55.555

NO	BEHIND	LAP TIME
0		1:44.312
112	10.786	1:46.633
111	10.985	1:44.976
11	13.174	1:47.133
19	1 Lap	2:23.546
72	18.998	1:44.665
92	21.174	1:47.687
16	23.485	1:47.766
8	23.824	1:48.482
13	24.122	1:48.490
9	35.352	1:50.482
88	37.759	1:52.522
171	39.165	1:54.312
17	43.552	1:53.203
18	45.341	1:53.238
32	49.126	1:54.956
71	49.726	1:54.287
121	50.354	1:53.840
67	53.772	1:56.367
24	57.051	1:56.767
964	1:24.967	2:06.179
58	1:24.991	2:09.108

LAP 5 @ 11:24:39.464

NO	BEHIND	LAP TIME
0		1:43.909
136	1 Lap	2:04.337
112	14.123	1:47.246
11	16.223	1:46.958
72	19.791	1:44.702
92	23.986	1:46.721
13	27.879	1:47.666
16	27.889	1:48.313
8	29.872	1:49.957
9	43.016	1:51.573
88	45.170	1:51.320
171	49.490	1:54.234
17	51.087	1:51.444
18	54.931	1:53.499
19	1 Lap	2:24.234
71	1:00.168	1:54.351
32	1:01.368	1:56.151
121	1:03.308	1:56.863
67	1:04.905	1:55.042
24	1:10.371	1:57.229

LAP 6 @ 11:26:22.580

NO	BEHIND	LAP TIME
0		1:43.116
964	1 Lap	2:03.718
58	1 Lap	2:07.859
112	17.408	1:46.401
72	20.093	1:43.418
11	20.696	1:47.589
136	1 Lap	2:05.884
92	28.798	1:47.928
13	32.686	1:47.923
16	33.093	1:48.320
8	34.258	1:47.502
9	50.882	1:50.982
88	53.094	1:51.040
171	59.425	1:53.051
17	1:00.952	1:52.981
18	1:03.943	1:52.128
71	1:10.897	1:53.845
32	1:16.310	1:58.058
67	1:20.719	1:58.930
24	1:25.086	1:57.831
121	1:34.700	2:14.508 P
19	1 Lap	2:24.982

LAP 7 @ 11:28:06.612

NO	BEHIND	LAP TIME
0		1:44.032
964	1 Lap	2:01.939
112	20.155	1:46.779
11	24.930	1:48.266
58	1 Lap	2:08.617
92	33.792	1:49.026
13	36.318	1:47.664
16	37.723	1:48.662
8	38.596	1:48.370
136	1 Lap	2:04.070
72	49.523	2:13.462
9	57.453	1:50.603
88	1:00.790	1:51.728
171	1:08.381	1:52.988
17	1:10.944	1:54.024
18	1:11.921	1:52.010
71	1:21.422	1:54.557
32	1:28.242	1:55.964
67	1:32.011	1:55.324
24	1:40.077	1:59.023
19	1 Lap	2:27.834

Weather / Track : Cloudy / Dry

Results can be found at www.tsl-timing.com

Donington Park GP
Circuit Length = 2.4873 miles
Start: 11:15 Flag 11:28 End: 11:30

Printed - 11:32 Sunday, 10 April 2016

BMCRC - MRO Championships 2016 - Rnd 2 @ Donington Park GP

RKB/BMCRC F1 & F2 Sidecars

RACE 5 - SECTOR ANALYSIS

SECTOR 1 = FL to I1, SECTOR 2 = I1 to FL, DIFF = Difference To Personal Best Lap

P1 0 F2 CRAWFORD / CHRISTIE		Suzuki LCR - ARC NEWTON AYCLIFFE				
IDEAL LAP TIME : 1:43.116		BEST LAP TIME : 1:43.116		DIFFERENCE : 0.000		
LAP	SECTOR 1	SECTOR 2	LAP TIME	MPH	DIFF	TIME OF DAY
1 -		54.241	1:47.335	83.42	4.219	11:17:43.867
2 -	50.132	53.691	1:43.823 (3)	86.24	0.707	11:19:27.690
3 -	49.988	53.565	1:43.553 (2)	86.47	0.437	11:21:11.243
4 -	50.028	54.284	1:44.312	85.84	1.196	11:22:55.555
5 -	50.133	53.776	1:43.909	86.17	0.793	11:24:39.464
6 -	49.809	53.307	1:43.116 (1)	86.83		11:26:22.580
7 -	50.077	53.955	1:44.032	86.07	0.916	11:28:06.612

P2 112 F2 LOCKEY / SAYERS		Honda Ireson - Real Racing				
IDEAL LAP TIME : 1:46.115		BEST LAP TIME : 1:46.193		DIFFERENCE : 0.078		
LAP	SECTOR 1	SECTOR 2	LAP TIME	MPH	DIFF	TIME OF DAY
1 -		55.257	1:50.603	80.96	4.410	11:17:47.135
2 -	51.555	54.825	1:46.380 (2)	84.17	0.187	11:19:33.515
3 -	51.633	54.560	1:46.193 (1)	84.32		11:21:19.708
4 -	51.655	54.978	1:46.633	83.97	0.440	11:23:06.341
5 -	52.424	54.822	1:47.246	83.49	1.053	11:24:53.587
6 -	51.605	54.796	1:46.401 (3)	84.15	0.208	11:26:39.988
7 -	51.919	54.860	1:46.779	83.85	0.586	11:28:26.767

P3 11 F2 GILBERT / MORGAN		Yamaha Shelbourne -				
IDEAL LAP TIME : 1:46.290		BEST LAP TIME : 1:46.571		DIFFERENCE : 0.281		
LAP	SECTOR 1	SECTOR 2	LAP TIME	MPH	DIFF	TIME OF DAY
1 -		55.374	1:51.191	80.53	4.620	11:17:47.723
2 -	51.590	54.981	1:46.571 (1)	84.02		11:19:34.294
3 -	51.309	55.993	1:47.302	83.45	0.731	11:21:21.596
4 -	51.605	55.528	1:47.133 (3)	83.58	0.562	11:23:08.729
5 -	51.480	55.478	1:46.958 (2)	83.71	0.387	11:24:55.687
6 -	51.928	55.661	1:47.589	83.22	1.018	11:26:43.276
7 -	51.741	56.525	1:48.266	82.70	1.695	11:28:31.542

P4 92 F1 HILDIGE / HILDIGE		Suzuki LCR -				
IDEAL LAP TIME : 1:46.088		BEST LAP TIME : 1:46.721		DIFFERENCE : 0.633		
LAP	SECTOR 1	SECTOR 2	LAP TIME	MPH	DIFF	TIME OF DAY
1 -		55.208	1:54.189	78.41	7.468	11:17:50.721
2 -	53.357	55.585	1:48.942	82.19	2.221	11:19:39.663
3 -	54.747	54.632	1:49.379	81.86	2.658	11:21:29.042
4 -	53.482	54.205	1:47.687 (2)	83.15	0.966	11:23:16.729
5 -	52.815	53.906	1:46.721 (1)	83.90		11:25:03.450
6 -	52.182	55.746	1:47.928 (3)	82.96	1.207	11:26:51.378
7 -	53.291	55.735	1:49.026	82.13	2.305	11:28:40.404

P5 13 F2 DIX / PARKER		Sidecar Baker -				
IDEAL LAP TIME : 1:47.127		BEST LAP TIME : 1:47.664		DIFFERENCE : 0.537		
LAP	SECTOR 1	SECTOR 2	LAP TIME	MPH	DIFF	TIME OF DAY
1 -		57.210	1:55.471	77.54	7.807	11:17:52.003
2 -	52.984	56.388	1:49.372	81.87	1.708	11:19:41.375
3 -	53.909	55.903	1:49.812	81.54	2.148	11:21:31.187
4 -	53.017	55.473	1:48.490	82.53	0.826	11:23:19.677
5 -	52.867	54.799	1:47.666 (2)	83.16	0.002	11:25:07.343
6 -	52.443	55.480	1:47.923 (3)	82.97	0.259	11:26:55.266
7 -	52.328	55.336	1:47.664 (1)	83.17		11:28:42.930

P6 16 F2 GIBSON / GIBSON		Suzuki Shelbourne - Beverley Mobility				
IDEAL LAP TIME : 1:47.518		BEST LAP TIME : 1:47.766		DIFFERENCE : 0.248		
LAP	SECTOR 1	SECTOR 2	LAP TIME	MPH	DIFF	TIME OF DAY

Weather / Track : Cloudy / Dry

Donington Park GP
 Circuit Length = 2.4873 miles
 Start: 11:15 Flag 11:28 End: 11:30

BMCRC - MRO Championships 2016 - Rnd 2 @ Donington Park GP

RKB/BMCRC F1 & F2 Sidecars

RACE 5 - SECTOR ANALYSIS

SECTOR 1 = FL to I1, SECTOR 2 = I1 to FL, DIFF = Difference To Personal Best Lap

1 -		56.520	1:54.465	78.22	6.699	11:17:50.997
2 -	53.670	56.015	1:49.685	81.63	1.919	11:19:40.682
3 -	53.844	56.748	1:50.592	80.96	2.826	11:21:31.274
4 -	52.267	55.499	1:47.766 (1)	83.09		11:23:19.040
5 -	53.062	55.251	1:48.313 (2)	82.67	0.547	11:25:07.353
6 -	52.596	55.724	1:48.320 (3)	82.66	0.554	11:26:55.673
7 -	53.140	55.522	1:48.662	82.40	0.896	11:28:44.335

P7 8 F2 ILARIA / SAUNDERS			Suzuki Windle - Powerhouse			
IDEAL LAP TIME : 1:47.360		BEST LAP TIME : 1:47.502		DIFFERENCE : 0.142		
LAP	SECTOR 1	SECTOR 2	LAP TIME	MPH	DIFF	TIME OF DAY

1 -		55.560	1:53.308	79.02	5.806	11:17:49.840
2 -	53.166	56.585	1:49.751	81.58	2.249	11:19:39.591
3 -	54.214	57.092	1:51.306	80.44	3.804	11:21:30.897
4 -	52.514	55.968	1:48.482 (3)	82.54	0.980	11:23:19.379
5 -	53.641	56.316	1:49.957	81.43	2.455	11:25:09.336
6 -	51.800	55.702	1:47.502 (1)	83.29		11:26:56.838
7 -	52.411	55.959	1:48.370 (2)	82.62	0.868	11:28:45.208

P8 72 F2 FOUNDS / WALMSLEY			Suzuki LCR - Trustland Construction			
IDEAL LAP TIME : 1:43.225		BEST LAP TIME : 1:43.418		DIFFERENCE : 0.193		
LAP	SECTOR 1	SECTOR 2	LAP TIME	MPH	DIFF	TIME OF DAY

1 -		55.299	2:00.135	74.53	16.717	11:17:56.667
2 -	52.091	54.456	1:46.547	84.04	3.129	11:19:43.214
3 -	51.889	54.785	1:46.674	83.94	3.256	11:21:29.888
4 -	50.971	53.694	1:44.665 (2)	85.55	1.247	11:23:14.553
5 -	50.911	53.791	1:44.702 (3)	85.52	1.284	11:24:59.255
6 -	50.004	53.414	1:43.418 (1)	86.58		11:26:42.673
7 -	49.811	1:23.651	2:13.462	67.09	30.044	11:28:56.135

P9 9 F2 MOTT / JONES			Suzuki DDM -			
IDEAL LAP TIME : 1:50.157		BEST LAP TIME : 1:50.482		DIFFERENCE : 0.325		
LAP	SECTOR 1	SECTOR 2	LAP TIME	MPH	DIFF	TIME OF DAY

1 -		58.205	1:59.308	75.05	8.826	11:17:55.840
2 -	54.715	57.695	1:52.410	79.65	1.928	11:19:48.250
3 -	54.553	57.622	1:52.175	79.82	1.693	11:21:40.425
4 -	53.879	56.603	1:50.482 (1)	81.04		11:23:30.907
5 -	54.261	57.312	1:51.573	80.25	1.091	11:25:22.480
6 -	53.869	57.113	1:50.982 (3)	80.68	0.500	11:27:13.462
7 -	53.554	57.049	1:50.603 (2)	80.96	0.121	11:29:04.065

P10 88 F2 LONGMORE / LONGMORE			Sidecar DMR -			
IDEAL LAP TIME : 1:50.813		BEST LAP TIME : 1:51.040		DIFFERENCE : 0.227		
LAP	SECTOR 1	SECTOR 2	LAP TIME	MPH	DIFF	TIME OF DAY

1 -		57.855	1:58.043	75.85	7.003	11:17:54.575
2 -	54.823	57.669	1:52.492	79.60	1.452	11:19:47.067
3 -	54.799	58.926	1:53.725	78.73	2.685	11:21:40.792
4 -	54.696	57.826	1:52.522	79.57	1.482	11:23:33.314
5 -	54.100	57.220	1:51.320 (2)	80.43	0.280	11:25:24.634
6 -	53.780	57.260	1:51.040 (1)	80.64		11:27:15.674
7 -	53.593	58.135	1:51.728 (3)	80.14	0.688	11:29:07.402

P11 171 F2 HIGH / STANTON			Honda Baker - Cartwright Bros Haulage			
IDEAL LAP TIME : 1:51.896		BEST LAP TIME : 1:52.166		DIFFERENCE : 0.270		
LAP	SECTOR 1	SECTOR 2	LAP TIME	MPH	DIFF	TIME OF DAY

1 -		58.448	1:57.761	76.03	5.595	11:17:54.293
2 -	54.456	57.710	1:52.166 (1)	79.83		11:19:46.459
3 -	54.842	59.107	1:53.949	78.58	1.783	11:21:40.408
4 -	54.743	59.569	1:54.312	78.33	2.146	11:23:34.720

Weather / Track : Cloudy / Dry

Donington Park GP
Circuit Length = 2.4873 miles
Start: 11:15 Flag 11:28 End: 11:30

BMCRC - MRO Championships 2016 - Rnd 2 @ Donington Park GP

RKB/BMCRC F1 & F2 Sidecars

RACE 5 - SECTOR ANALYSIS

SECTOR 1 = FL to I1, SECTOR 2 = I1 to FL, DIFF = Difference To Personal Best Lap

5 -	54.642	59.592	1:54.234	78.38	2.068	11:25:28.954
6 -	54.429	58.622	1:53.051 (3)	79.20	0.885	11:27:22.005
7 -	54.186	58.802	1:52.988 (2)	79.25	0.822	11:29:14.993

P12	17 F2	SCHOFIELD / SCHOFIELD	Suzuki Windle - Witch eLiquid			
IDEAL LAP TIME : 1:51.346		BEST LAP TIME : 1:51.444		DIFFERENCE : 0.098		
LAP	SECTOR 1	SECTOR 2	LAP TIME	MPH	DIFF	TIME OF DAY
1 -		58.607	2:01.204	73.87	9.760	11:17:57.736
2 -	55.872	59.021	1:54.893	77.93	3.449	11:19:52.629
3 -	54.653	58.622	1:53.275	79.05	1.831	11:21:45.904
4 -	54.426	58.777	1:53.203 (3)	79.10	1.759	11:23:39.107
5 -	53.903	57.541	1:51.444 (1)	80.34		11:25:30.551
6 -	53.805	59.176	1:52.981 (2)	79.25	1.537	11:27:23.532
7 -	54.241	59.783	1:54.024	78.53	2.580	11:29:17.556

P13	18 F2	BLACKWOOD / BLACKWOOD	Suzuki Shelbourne -			
IDEAL LAP TIME : 1:51.842		BEST LAP TIME : 1:52.010		DIFFERENCE : 0.168		
LAP	SECTOR 1	SECTOR 2	LAP TIME	MPH	DIFF	TIME OF DAY
1 -		59.839	2:02.183	73.28	10.173	11:17:58.715
2 -	55.618	58.883	1:54.501	78.20	2.491	11:19:53.216
3 -	56.142	58.300	1:54.442	78.24	2.432	11:21:47.658
4 -	54.890	58.348	1:53.238 (3)	79.07	1.228	11:23:40.896
5 -	55.132	58.367	1:53.499	78.89	1.489	11:25:34.395
6 -	54.637	57.491	1:52.128 (2)	79.85	0.118	11:27:26.523
7 -	54.351	57.659	1:52.010 (1)	79.94		11:29:18.533

P14	71 F2	SCHOFIELD / STANTON	Honda Ireson - the sand witch food company			
IDEAL LAP TIME : 1:53.815		BEST LAP TIME : 1:53.845		DIFFERENCE : 0.030		
LAP	SECTOR 1	SECTOR 2	LAP TIME	MPH	DIFF	TIME OF DAY
1 -		59.656	2:02.855	72.88	9.010	11:17:59.387
2 -	56.402	59.406	1:55.808	77.32	1.963	11:19:55.195
3 -	55.603	1:00.196	1:55.799	77.32	1.954	11:21:50.994
4 -	55.233	59.054	1:54.287 (2)	78.35	0.442	11:23:45.281
5 -	55.737	58.614	1:54.351 (3)	78.30	0.506	11:25:39.632
6 -	55.263	58.582	1:53.845 (1)	78.65		11:27:33.477
7 -	55.733	58.824	1:54.557	78.16	0.712	11:29:28.034

P15	32 F2	LUMLEY / WHITNALL	LUM007 Lumley -			
IDEAL LAP TIME : 1:53.824		BEST LAP TIME : 1:54.956		DIFFERENCE : 1.132		
LAP	SECTOR 1	SECTOR 2	LAP TIME	MPH	DIFF	TIME OF DAY
1 -		58.206	2:00.040	74.59	5.084	11:17:56.572
2 -	56.646	59.851	1:56.497	76.86	1.541	11:19:53.069
3 -	57.140	59.516	1:56.656	76.75	1.700	11:21:49.725
4 -	55.769	59.187	1:54.956 (1)	77.89		11:23:44.681
5 -	56.013	1:00.138	1:56.151 (3)	77.09	1.195	11:25:40.832
6 -	58.038	1:00.020	1:58.058	75.84	3.102	11:27:38.890
7 -	55.618	1:00.346	1:55.964 (2)	77.21	1.008	11:29:34.854

P16	67 F1	PETTMAN/ JEFFREY	Suzuki Windle - MJP racing			
IDEAL LAP TIME : 1:55.042		BEST LAP TIME : 1:55.042		DIFFERENCE : 0.000		
LAP	SECTOR 1	SECTOR 2	LAP TIME	MPH	DIFF	TIME OF DAY
1 -		59.823	2:03.673	72.40	8.631	11:18:00.205
2 -	56.952	59.850	1:56.802	76.66	1.760	11:19:57.007
3 -	56.655	59.298	1:55.953 (3)	77.22	0.911	11:21:52.960
4 -	56.826	59.541	1:56.367	76.95	1.325	11:23:49.327
5 -	56.082	58.960	1:55.042 (1)	77.83		11:25:44.369
6 -	59.721	59.209	1:58.930	75.29	3.888	11:27:43.299
7 -	56.336	58.988	1:55.324 (2)	77.64	0.282	11:29:38.623

Weather / Track : Cloudy / Dry

Donington Park GP
Circuit Length = 2.4873 miles
Start: 11:15 Flag 11:28 End: 11:30

BMCRC - MRO Championships 2016 - Rnd 2 @ Donington Park GP

RKB/BMCRC F1 & F2 Sidecars

RACE 5 - SECTOR ANALYSIS

SECTOR 1 = FL to I1, SECTOR 2 = I1 to FL, DIFF = Difference To Personal Best Lap

P17 24 F2 WILBY / BAILEY		Honda BHR - Leeds Parcel Company Ltd				
IDEAL LAP TIME : 1:56.337		BEST LAP TIME : 1:56.767		DIFFERENCE : 0.430		
LAP	SECTOR 1	SECTOR 2	LAP TIME	MPH	DIFF	TIME OF DAY
1 -		1:00.358	2:04.693	71.81	7.926	11:18:01.225
2 -	57.627	1:00.065	1:57.692	76.08	0.925	11:19:58.917
3 -	57.587	59.335	1:56.922 (2)	76.58	0.155	11:21:55.839
4 -	57.191	59.576	1:56.767 (1)	76.68		11:23:52.606
5 -	57.002	1:00.227	1:57.229 (3)	76.38	0.462	11:25:49.835
6 -	57.587	1:00.244	1:57.831	75.99	1.064	11:27:47.666
7 -	58.274	1:00.749	1:59.023	75.23	2.256	11:29:46.689

P18 964 F2 ANDERSON / PUGH		Honda Molyneux - Mark Kaye of Durham				
IDEAL LAP TIME : 2:01.225		BEST LAP TIME : 2:01.496		DIFFERENCE : 0.271		
LAP	SECTOR 1	SECTOR 2	LAP TIME	MPH	DIFF	TIME OF DAY
1 -		1:02.909	2:13.771	66.93	12.275	11:18:10.303
2 -	59.862	1:01.634	2:01.496 (1)	73.70		11:20:11.799
3 -	59.630	1:02.914	2:02.544 (3)	73.07	1.048	11:22:14.343
4 -	1:00.441	1:05.738	2:06.179	70.96	4.683	11:24:20.522
5 -	59.591	1:04.127	2:03.718	72.37	2.222	11:26:24.240
6 -	1:00.262	1:01.677	2:01.939 (2)	73.43	0.443	11:28:26.179

P19 58 F2 CHANDLER / LOUTHER		Yamaha Shelbourne - Anode Electronics Ltd				
IDEAL LAP TIME : 1:58.436		BEST LAP TIME : 1:58.436		DIFFERENCE : 0.000		
LAP	SECTOR 1	SECTOR 2	LAP TIME	MPH	DIFF	TIME OF DAY
1 -		1:01.405	2:07.644 (2)	70.15	9.208	11:18:04.176
2 -	57.806	1:00.630	1:58.436 (1)	75.60		11:20:02.612
3 -	1:02.143	1:06.683	2:08.826	69.50	10.390	11:22:11.438
4 -	1:02.641	1:06.467	2:09.108	69.35	10.672	11:24:20.546
5 -	1:02.022	1:05.837	2:07.859 (3)	70.03	9.423	11:26:28.405
6 -	1:00.561	1:08.056	2:08.617	69.62	10.181	11:28:37.022

P20 136 F1 COLE / EDWARDS		Yamaha REA - ECONOMY HEATING SERVICES				
IDEAL LAP TIME : 2:03.297		BEST LAP TIME : 2:04.070		DIFFERENCE : 0.773		
LAP	SECTOR 1	SECTOR 2	LAP TIME	MPH	DIFF	TIME OF DAY
1 -		1:08.403	2:23.838	62.25	19.768	11:18:20.370
2 -	1:04.780	1:05.921	2:10.701	68.51	6.631	11:20:31.071
3 -	1:04.774	1:03.468	2:08.242	69.82	4.172	11:22:39.313
4 -	1:00.610	1:03.727	2:04.337 (2)	72.01	0.267	11:24:43.650
5 -	1:01.302	1:04.582	2:05.884 (3)	71.13	1.814	11:26:49.534
6 -	1:01.383	1:02.687	2:04.070 (1)	72.17		11:28:53.604

P21 19 F1 MACBRIDE / WILKINSON		Suzuki DDR -				
IDEAL LAP TIME : 2:21.677		BEST LAP TIME : 2:23.546		DIFFERENCE : 1.869		
LAP	SECTOR 1	SECTOR 2	LAP TIME	MPH	DIFF	TIME OF DAY
1 -		1:10.874	2:27.313	60.78	3.767	11:18:23.845
2 -	1:10.803	1:13.230	2:24.033 (2)	62.16	0.487	11:20:47.878
3 -	1:11.228	1:12.318	2:23.546 (1)	62.38		11:23:11.424
4 -	1:11.775	1:12.459	2:24.234 (3)	62.08	0.688	11:25:35.658
5 -	1:12.465	1:12.517	2:24.982	61.76	1.436	11:28:00.640
6 -	1:14.543	1:13.291	2:27.834	60.57	4.288	11:30:28.474

P22 121 F1 LAWRENCE / PAWSEY		Yamaha LCR -				
IDEAL LAP TIME : 1:53.840		BEST LAP TIME : 1:53.840		DIFFERENCE : 0.000		
LAP	SECTOR 1	SECTOR 2	LAP TIME	MPH	DIFF	TIME OF DAY
1 -		1:00.009	2:04.914	71.68	11.074	11:18:01.446
2 -	56.031	59.883	1:55.914 (3)	77.25	2.074	11:19:57.360
3 -	56.555	58.154	1:54.709 (2)	78.06	0.869	11:21:52.069
4 -	55.773	58.067	1:53.840 (1)	78.65		11:23:45.909

Donington Park GP
 Circuit Length = 2.4873 miles
 Start: 11:15 Flag 11:28 End: 11:30

Weather / Track : Cloudy / Dry

BMCRG - MRO Championships 2016 - Rnd 2 @ Donington Park GP

RKB/BMCRG F1 & F2 Sidecars

RACE 5 - SECTOR ANALYSIS

SECTOR 1 = FL to I1, SECTOR 2 = I1 to FL, DIFF = Difference To Personal Best Lap

5 -	55.995	1:00.868	1:56.863	76.62	3.023	11:25:42.772
6 -	1:00.932	IN PIT	2:14.508 P	66.57	20.668	11:27:57.280

P23 111 F1 CABLE / PAYNE		Yamaha LCR -				
IDEAL LAP TIME : 1:44.976		BEST LAP TIME : 1:44.976		DIFFERENCE : 0.000		
LAP	SECTOR 1	SECTOR 2	LAP TIME	MPH	DIFF	TIME OF DAY
1 -		54.108	1:51.292	80.45	6.316	11:17:47.824
2 -	52.748	54.537	1:47.285 (3)	83.46	2.309	11:19:35.109
3 -	51.486	54.969	1:46.455 (2)	84.11	1.479	11:21:21.564
4 -	50.957	54.019	1:44.976 (1)	85.30		11:23:06.540

P24 31 F1 MUNRO / PETTMAN		Suzuki Windle -				
IDEAL LAP TIME : 1:47.756		BEST LAP TIME : 1:47.756		DIFFERENCE : 0.000		
LAP	SECTOR 1	SECTOR 2	LAP TIME	MPH	DIFF	TIME OF DAY
1 -		56.036	1:54.590 (2)	78.14	6.834	11:17:51.122
2 -	53.139	54.617	1:47.756 (1)	83.09		11:19:38.878

BMCRC - MRO Championships 2016 - Rnd 2 @ Donington Park GP

RKB/BMCRC F1 & F2 Sidecars

RACE 5 - BEST SECTORS

SECTOR 1			SECTOR 2			IDEAL / BEST COMPARISON						
POS	NO	NAME	TIME	NO	NAME	TIME	POS	NO	NAME	IDEAL	BEST	DIFF
									PERFECT LAP	1:43.116		
1	0	CRAWFORD / CHRISTIE	49.809	0	CRAWFORD / CHRISTIE	53.307	1	0	CRAWFORD / CHRIS	1:43.116	1:43.116	0.000
2	72	FOUND / WALMSLEY	49.811	72	FOUND / WALMSLEY	53.414	2	72	FOUND / WALMSLE	1:43.225	1:43.418	0.193
3	111	CABLE / PAYNE	50.957	92	HILDIGE / HILDIGE	53.906	3	111	CABLE / PAYNE	1:44.976	1:44.976	0.000
4	11	GILBERT / MORGAN	51.309	111	CABLE / PAYNE	54.019	4	92	HILDIGE / HILDIGE	1:46.088	1:46.721	0.633
5	112	LOCKEY / SAYERS	51.555	112	LOCKEY / SAYERS	54.560	5	112	LOCKEY / SAYERS	1:46.115	1:46.193	0.078
6	8	ILARIA / SAUNDERS	51.800	31	MUNRO / PETTMAN	54.617	6	11	GILBERT / MORGAN	1:46.290	1:46.571	0.281
7	92	HILDIGE / HILDIGE	52.182	13	DIX / PARKER	54.799	7	13	DIX / PARKER	1:47.127	1:47.664	0.537
8	16	GIBSON / GIBSON	52.267	11	GILBERT / MORGAN	54.981	8	8	ILARIA / SAUNDERS	1:47.360	1:47.502	0.142
9	13	DIX / PARKER	52.328	16	GIBSON / GIBSON	55.251	9	16	GIBSON / GIBSON	1:47.518	1:47.766	0.248
10	31	MUNRO / PETTMAN	53.139	8	ILARIA / SAUNDERS	55.560	10	31	MUNRO / PETTMAN	1:47.756	1:47.756	0.000
11	9	MOTT / JONES	53.554	9	MOTT / JONES	56.603	11	9	MOTT / JONES	1:50.157	1:50.482	0.325
12	88	LONGMORE / LONGMORE	53.593	88	LONGMORE / LONGMORE	57.220	12	88	LONGMORE / LONGM	1:50.813	1:51.040	0.227
13	17	SCHOFIELD / SCHOFIELD	53.805	18	BLACKWOOD / BLACKWOOD	57.491	13	17	SCHOFIELD / SCHOF	1:51.346	1:51.444	0.098
14	171	HIGH / STANTON	54.186	17	SCHOFIELD / SCHOFIELD	57.541	14	18	BLACKWOOD / BLAC	1:51.842	1:52.010	0.168
15	18	BLACKWOOD / BLACKWOOD	54.351	171	HIGH / STANTON	57.710	15	171	HIGH / STANTON	1:51.896	1:52.166	0.270
16	71	SCHOFIELD / STANTON	55.233	121	LAWRENCE / PAWSEY	58.067	16	71	SCHOFIELD / STANT	1:53.815	1:53.845	0.030
17	32	LUMLEY / WHITNALL	55.618	32	LUMLEY / WHITNALL	58.206	17	32	LUMLEY / WHITNALL	1:53.824	1:54.956	1.132
18	121	LAWRENCE / PAWSEY	55.773	71	SCHOFIELD / STANTON	58.582	18	121	LAWRENCE / PAWSE	1:53.840	1:53.840	0.000
19	67	PETTMAN / JEFFREY	56.082	67	PETTMAN / JEFFREY	58.960	19	67	PETTMAN / JEFFREY	1:55.042	1:55.042	0.000
20	24	WILBY / BAILEY	57.002	24	WILBY / BAILEY	59.335	20	24	WILBY / BAILEY	1:56.337	1:56.767	0.430
21	58	CHANDLER / LOUTHER	57.806	58	CHANDLER / LOUTHER	1:00.630	21	58	CHANDLER / LOUTH	1:58.436	1:58.436	0.000
22	964	ANDERSON / PUGH	59.591	964	ANDERSON / PUGH	1:01.634	22	964	ANDERSON / PUGH	2:01.225	2:01.496	0.271
23	136	COLE / EDWARDS	1:00.610	136	COLE / EDWARDS	1:02.687	23	136	COLE / EDWARDS	2:03.297	2:04.070	0.773
24	19	MACBRIDE / WILKINSON	1:10.803	19	MACBRIDE / WILKINSON	1:10.874	24	19	MACBRIDE / WILKIN	2:21.677	2:23.546	1.869

Weather / Track : Cloudy / Dry

Results can be found at www.tsl-timing.com

Donington Park GP

Circuit Length = 2.4873 miles

Start: 11:15 Flag 11:28 End: 11:30

Printed - 11:32 Sunday, 10 April 2016

BMCRC - MRO Championships 2016 - Rnd 2 @ Donington Park GP

RKB/BMCRC F1 & F2 Sidecars

RACE 17 - CLASSIFICATION

POS	NO	CL	PIC NAME	ENTRY	LAPS	TIME	GAP	DIFF	MPH	BEST	ON
1	0	F2	1 CRAWFORD / CHRISTIE	Suzuki LCR - ARC NEWTON AYCLIFFE	6	10:23.169			85.99	1:42.296	3
2	72	F2	2 FOUNDS / WALMSLEY	Suzuki LCR - Trustland Construction	6	10:33.524	10.355	10.355	84.59	1:43.905	6
3	112	F2	3 LOCKEY / SAYERS	Honda Ireson - Real Racing	6	10:41.841	18.672	8.317	83.49	1:45.009	5
4	13	F2	4 DIX / PARKER	Sidecar Baker -	6	10:41.987	18.818	0.146	83.47	1:45.343	5
5	11	F2	5 GILBERT / MORGAN	Yamaha Shelbourne -	6	10:43.204	20.035	1.217	83.31	1:45.877	6
6	16	F2	6 GIBSON / GIBSON	Suzuki Shelbourne - Beverley Mobility	6	10:43.809	20.640	0.605	83.23	1:45.830	6
7	35	F2	7 REEVES / WINKLE	Suzuki LCR - Reeves water services	6	10:54.069	30.900	10.260	81.93	1:45.076	5
8	8	F2	8 ILARIA / SAUNDERS	Suzuki Windle - Powerhouse	6	11:03.085	39.916	9.016	80.81	1:49.568	5
9	92	F1	1 HILDIGE / HILDIGE	Suzuki LCR -	6	11:10.469	47.300	7.384	79.92	1:49.289	2
10	88	F2	9 LONGMORE / LONGMORE	Sidecar DMR -	6	11:15.265	52.096	4.796	79.36	1:50.980	5
11	17	F2	10 SCHOFIELD / SCHOFIELD	Suzuki Windle - Witch eLiquid	6	11:15.403	52.234	0.138	79.34	1:49.622	4
12	9	F2	11 MOTT / JONES	Suzuki DDM -	6	11:15.868	52.699	0.465	79.29	1:50.422	6
13	171	F2	12 HIGH / STAINTON	Honda Baker - Cartwright Bros Haulage	6	11:17.439	54.270	1.571	79.10	1:51.111	4
14	136	F1	2 EDWARDS / EDWARDS	Yamaha REA - ECONOMY HEATING SERVICES	6	11:30.877	1:07.708	13.438	77.56	1:51.107	5
15	32	F2	13 LUMLEY / WHITNALL	LUM007 Lumley -	6	11:31.900	1:08.731	1.023	77.45	1:52.960	3
16	18	F2	14 BLACKWOOD / BLACKWOOD	Suzuki Shelbourne -	6	11:31.948	1:08.779	0.048	77.44	1:53.345	6
17	67	F1	3 PETTMAN / JEFFREY	Suzuki Windle - MJP racing	6	11:36.567	1:13.398	4.619	76.93	1:54.134	3
18	58	F2	15 CHANDLER / LOWTHER	Yamaha Shelbourne - Anode Electronics Ltd	6	11:50.351	1:27.182	13.784	75.44	1:55.904	5
19	24	F2	16 WILBY / BAILEY	Honda BHR - Leeds Parcel Company Ltd	6	11:57.072	1:33.903	6.721	74.73	1:57.471	3
20	964	F2	17 ANDERSON / PUGH	Honda Molyneux - Mark Kaye of Durham	6	12:05.843	1:42.674	8.771	73.83	1:56.438	4
21	7	F2	18 HAWKINS / LOWTHER	Suzuki M R Equipe - Toons	6	12:13.838	1:50.669	7.995	73.02	1:54.557	5
22	69	F1	4 HIRST / JAMES	Yamaha LCR - Leeds Parcel Company	6	12:15.215	1:52.046	1.377	72.89	1:58.768	5
23	19	F1	5 MACBRIDE / WILKINSON	Suzuki DDR -	5	12:29.607	1 Lap	1 Lap	59.54	2:27.301	3

NOT CLASSIFIED

DNF	71	F2	SCHOFIELD / STAINTON	Honda Ireson - the sand witch food company	1	2:01.576	5 Laps	4 Laps	72.53	2:01.576	1
DNF	121	F1	LAWRENCE / PAWSEY	Yamaha LCR -	1	2:07.648	5 Laps	6.072	69.08	2:07.648	1
DNF	31	F1	MUNRO / PETTMAN	Suzuki Windle -	0						

FASTEST LAP

0	F2	CRAWFORD / CHRISTIE	Suzuki LCR - ARC NEWTON AYCLIFFE	3	1:42.296	87.53 mph	140.87 kph
92	F1	HILDIGE / HILDIGE	Suzuki LCR -	2	1:49.289	81.93 mph	131.85 kph

Class F2 - 90% of Race Speed = 77.39 mph

Class F1 - 90% of Race Speed = 71.92 mph

Donington Park GP

Circuit Length = 2.4873 miles

Start: 15:52 Flag 16:02 End: 16:05

Weather / Track : Cloudy / Dry

These results are provisional until the conclusion of any judicial and technical matters.

Clerk Of Course :	Timekeeper :
-------------------	--------------

Results can be found at www.tsl-timing.com

Printed - 16:06 Sunday, 10 April 2016



BMCRC - MRO Championships 2016 - Rnd 2 @ Donington Park GP

RKB/BMCRC F1 & F2 Sidecars

RACE 17 - LAP CHART

LAP 1 @ 15:54:16.992

NO	BEHIND	LAP TIME
0		1:47.024
72	2.228	1:49.252
112	2.888	1:49.912
11	3.822	1:50.846
13	4.356	1:51.380
16	5.075	1:52.099
8	6.283	1:53.307
92	7.387	1:54.411
88	10.199	1:57.223
171	10.915	1:57.939
9	11.470	1:58.494
17	13.317	2:00.341
18	13.966	2:00.990
71	14.552	2:01.576
35	14.661	2:01.685
32	15.755	2:02.779
67	16.387	2:03.411
58	17.575	2:04.599
7	18.069	2:05.093
964	18.583	2:05.607
24	19.190	2:06.214
136	19.365	2:06.389
121	20.624	2:07.648
69	24.785	2:11.809
19	45.447	2:32.471

LAP 2 @ 15:55:59.838

NO	BEHIND	LAP TIME
0		1:42.846
72	5.643	1:46.261
112	6.567	1:46.525
11	7.388	1:46.412
13	7.549	1:46.039
16	9.161	1:46.932
8	13.377	1:49.940
92	13.830	1:49.289
88	19.362	1:52.009
171	19.964	1:51.895
35	20.150	1:48.335
9	21.479	1:52.855
17	21.764	1:51.293
18	25.096	1:53.976
32	26.779	1:53.870
67	27.912	1:54.371
58	31.406	1:56.677
136	31.530	1:55.011
964	33.598	1:57.861
7	34.272	1:59.049
24	35.137	1:58.793
69	44.635	2:02.696
19	1:33.810	2:31.209

LAP 3 @ 15:57:42.134

NO	BEHIND	LAP TIME
0		1:42.296
72	7.985	1:44.638
112	10.911	1:46.640
13	12.077	1:46.824
11	12.366	1:47.274
16	12.993	1:46.128
8	21.442	1:50.361

92	23.082	1:51.548
35	23.771	1:45.917
88	28.654	1:51.588
171	30.399	1:52.731
17	30.762	1:51.294
9	31.328	1:52.145
32	37.443	1:52.960
18	37.631	1:54.831
67	39.750	1:54.134
136	44.050	1:54.816
58	46.229	1:57.119
964	48.035	1:56.733
24	50.312	1:57.471
7	56.285	2:04.309
69	1:03.280	2:00.941

LAP 4 @ 15:59:25.483

NO	BEHIND	LAP TIME
0		1:43.349
72	10.056	1:45.420
112	15.044	1:47.482
13	15.317	1:46.589
11	15.906	1:46.889
16	16.528	1:46.884
8	28.095	1:50.002
35	28.173	1:47.751
92	31.558	1:51.825
19	1 Lap	2:27.301
88	36.352	1:51.047
17	37.035	1:49.622
171	38.161	1:51.111
9	39.183	1:51.204
32	47.227	1:53.133
18	48.315	1:54.033
67	51.369	1:54.968
136	52.446	1:51.745
58	1:00.430	1:57.550
964	1:01.124	1:56.438
24	1:05.973	1:59.010
69	1:19.300	1:59.369
7	1:24.947	2:12.011

LAP 5 @ 16:01:08.673

NO	BEHIND	LAP TIME
0		1:43.190
72	10.914	1:44.048
112	16.863	1:45.009
13	17.470	1:45.343
11	18.622	1:45.906
16	19.274	1:45.936
35	30.059	1:45.076
8	34.473	1:49.568
92	41.142	1:52.774
88	44.142	1:50.980
17	45.242	1:51.397
171	46.213	1:51.242
9	46.741	1:50.748
32	58.833	1:54.796
18	59.898	1:54.773
136	1:00.363	1:51.107
67	1:02.850	1:54.671
58	1:13.144	1:55.904
19	1 Lap	2:28.284
24	1:20.592	1:57.809

964	1:20.826	2:02.892
69	1:34.878	1:58.768
7	1:36.314	1:54.557

LAP 6 @ 16:02:53.137

NO	BEHIND	LAP TIME
0		1:44.464
72	10.355	1:43.905
112	18.672	1:46.273
13	18.818	1:45.812
11	20.035	1:45.877
16	20.640	1:45.830
35	30.900	1:45.305
8	39.916	1:49.907
92	47.300	1:50.622
88	52.096	1:52.418
17	52.234	1:51.456
9	52.699	1:50.422
171	54.270	1:52.521
136	1:07.708	1:51.809
32	1:08.731	1:54.362
18	1:08.779	1:53.345
67	1:13.398	1:55.012
58	1:27.182	1:58.502
24	1:33.903	1:57.775
964	1:42.674	2:06.312
7	1:50.669	1:58.819
69	1:52.046	2:01.632
19	1 Lap	2:30.342

Weather / Track : Cloudy / Dry

Results can be found at www.tsl-timing.com

Donington Park GP
Circuit Length = 2.4873 miles
Start: 15:52 Flag 16:02 End: 16:05

Printed - 16:06 Sunday, 10 April 2016

BMCRC - MRO Championships 2016 - Rnd 2 @ Donington Park GP

RKB/BMCRC F1 & F2 Sidecars

RACE 17 - SECTOR ANALYSIS

SECTOR 1 = FL to I1, SECTOR 2 = I1 to FL, DIFF = Difference To Personal Best Lap

P1 0 F2 CRAWFORD / CHRISTIE		Suzuki LCR - ARC NEWTON AYCLIFFE				
IDEAL LAP TIME : 1:42.296		BEST LAP TIME : 1:42.296		DIFFERENCE : 0.000		
LAP	SECTOR 1	SECTOR 2	LAP TIME	MPH	DIFF	TIME OF DAY
1 -		53.605	1:47.024	83.66	4.728	15:54:16.992
2 -	49.842	53.004	1:42.846 (2)	87.06	0.550	15:55:59.838
3 -	49.578	52.718	1:42.296 (1)	87.53		15:57:42.134
4 -	49.973	53.376	1:43.349	86.64	1.053	15:59:25.483
5 -	49.752	53.438	1:43.190 (3)	86.77	0.894	16:01:08.673
6 -	50.578	53.886	1:44.464	85.71	2.168	16:02:53.137

P2 72 F2 FOUNDS / WALMSLEY		Suzuki LCR - Trustland Construction				
IDEAL LAP TIME : 1:43.613		BEST LAP TIME : 1:43.905		DIFFERENCE : 0.292		
LAP	SECTOR 1	SECTOR 2	LAP TIME	MPH	DIFF	TIME OF DAY
1 -		53.477	1:49.252	81.96	5.347	15:54:19.220
2 -	52.532	53.729	1:46.261	84.26	2.356	15:56:05.481
3 -	50.531	54.107	1:44.638 (3)	85.57	0.733	15:57:50.119
4 -	51.209	54.211	1:45.420	84.94	1.515	15:59:35.539
5 -	50.140	53.908	1:44.048 (2)	86.06	0.143	16:01:19.587
6 -	50.136	53.769	1:43.905 (1)	86.17		16:03:03.492

P3 112 F2 LOCKEY / SAYERS		Honda Ireson - Real Racing				
IDEAL LAP TIME : 1:45.009		BEST LAP TIME : 1:45.009		DIFFERENCE : 0.000		
LAP	SECTOR 1	SECTOR 2	LAP TIME	MPH	DIFF	TIME OF DAY
1 -		54.760	1:49.912	81.46	4.903	15:54:19.880
2 -	51.538	54.987	1:46.525 (3)	84.05	1.516	15:56:06.405
3 -	51.983	54.657	1:46.640	83.96	1.631	15:57:53.045
4 -	52.604	54.878	1:47.482	83.31	2.473	15:59:40.527
5 -	51.131	53.878	1:45.009 (1)	85.27		16:01:25.536
6 -	51.222	55.051	1:46.273 (2)	84.25	1.264	16:03:11.809

P4 13 F2 DIX / PARKER		Sidecar Baker -				
IDEAL LAP TIME : 1:45.343		BEST LAP TIME : 1:45.343		DIFFERENCE : 0.000		
LAP	SECTOR 1	SECTOR 2	LAP TIME	MPH	DIFF	TIME OF DAY
1 -		55.121	1:51.380	80.39	6.037	15:54:21.348
2 -	51.519	54.520	1:46.039 (3)	84.44	0.696	15:56:07.387
3 -	51.349	55.475	1:46.824	83.82	1.481	15:57:54.211
4 -	51.917	54.672	1:46.589	84.00	1.246	15:59:40.800
5 -	51.302	54.041	1:45.343 (1)	85.00		16:01:26.143
6 -	51.534	54.278	1:45.812 (2)	84.62	0.469	16:03:11.955

P5 11 F2 GILBERT / MORGAN		Yamaha Shelbourne -				
IDEAL LAP TIME : 1:45.798		BEST LAP TIME : 1:45.877		DIFFERENCE : 0.079		
LAP	SECTOR 1	SECTOR 2	LAP TIME	MPH	DIFF	TIME OF DAY
1 -		55.286	1:50.846	80.78	4.969	15:54:20.814
2 -	51.615	54.797	1:46.412 (3)	84.14	0.535	15:56:07.226
3 -	51.844	55.430	1:47.274	83.47	1.397	15:57:54.500
4 -	51.880	55.009	1:46.889	83.77	1.012	15:59:41.389
5 -	51.119	54.787	1:45.906 (2)	84.55	0.029	16:01:27.295
6 -	51.011	54.866	1:45.877 (1)	84.57		16:03:13.172

P6 16 F2 GIBSON / GIBSON		Suzuki Shelbourne - Beverley Mobility				
IDEAL LAP TIME : 1:45.653		BEST LAP TIME : 1:45.830		DIFFERENCE : 0.177		
LAP	SECTOR 1	SECTOR 2	LAP TIME	MPH	DIFF	TIME OF DAY
1 -		56.036	1:52.099	79.87	6.269	15:54:22.067
2 -	51.651	55.281	1:46.932	83.73	1.102	15:56:08.999
3 -	51.225	54.903	1:46.128 (3)	84.37	0.298	15:57:55.127
4 -	51.665	55.219	1:46.884	83.77	1.054	15:59:42.011
5 -	50.869	55.067	1:45.936 (2)	84.52	0.106	16:01:27.947

Weather / Track : Cloudy / Dry

Donington Park GP
 Circuit Length = 2.4873 miles
 Start: 15:52 Flag 16:02 End: 16:05

BMCRC - MRO Championships 2016 - Rnd 2 @ Donington Park GP

RKB/BMCRC F1 & F2 Sidecars

RACE 17 - SECTOR ANALYSIS

SECTOR 1 = FL to I1, SECTOR 2 = I1 to FL, DIFF = Difference To Personal Best Lap

6 - 51.046 **54.784** **1:45.830 (1)** **84.61** **16:03:13.777**

P7 35 F2 REEVES / WINKLE		Suzuki LCR - Reeves water services				
IDEAL LAP TIME : 1:44.715		BEST LAP TIME : 1:45.076		DIFFERENCE : 0.361		
LAP	SECTOR 1	SECTOR 2	LAP TIME	MPH	DIFF	TIME OF DAY
1 -		57.822	2:01.685	73.58	16.609	15:54:31.653
2 -	53.273	55.062	1:48.335	82.65	3.259	15:56:19.988
3 -	52.186	53.731	1:45.917 (3)	84.54	0.841	15:58:05.905
4 -	52.442	55.309	1:47.751	83.10	2.675	15:59:53.656
5 -	50.984	54.092	1:45.076 (1)	85.21		16:01:38.732
6 -	51.125	54.180	1:45.305 (2)	85.03	0.229	16:03:24.037

P8 8 F2 ILARIA / SAUNDERS		Suzuki Windle - Powerhouse				
IDEAL LAP TIME : 1:49.253		BEST LAP TIME : 1:49.568		DIFFERENCE : 0.315		
LAP	SECTOR 1	SECTOR 2	LAP TIME	MPH	DIFF	TIME OF DAY
1 -		56.355	1:53.307	79.02	3.739	15:54:23.275
2 -	53.335	56.605	1:49.940 (3)	81.44	0.372	15:56:13.215
3 -	53.801	56.560	1:50.361	81.13	0.793	15:58:03.576
4 -	52.898	57.104	1:50.002	81.40	0.434	15:59:53.578
5 -	53.081	56.487	1:49.568 (1)	81.72		16:01:43.146
6 -	53.107	56.800	1:49.907 (2)	81.47	0.339	16:03:33.053

P9 92 F1 HILDIGE / HILDIGE		Suzuki LCR -				
IDEAL LAP TIME : 1:49.228		BEST LAP TIME : 1:49.289		DIFFERENCE : 0.061		
LAP	SECTOR 1	SECTOR 2	LAP TIME	MPH	DIFF	TIME OF DAY
1 -		55.342	1:54.411	78.26	5.122	15:54:24.379
2 -	54.576	54.713	1:49.289 (1)	81.93		15:56:13.668
3 -	55.213	56.335	1:51.548 (3)	80.27	2.259	15:58:05.216
4 -	55.287	56.538	1:51.825	80.07	2.536	15:59:57.041
5 -	56.797	55.977	1:52.774	79.40	3.485	16:01:49.815
6 -	54.515	56.107	1:50.622 (2)	80.94	1.333	16:03:40.437

P10 88 F2 LONGMORE / LONGMORE		Sidecar DMR -				
IDEAL LAP TIME : 1:50.552		BEST LAP TIME : 1:50.980		DIFFERENCE : 0.428		
LAP	SECTOR 1	SECTOR 2	LAP TIME	MPH	DIFF	TIME OF DAY
1 -		57.440	1:57.223	76.38	6.243	15:54:27.191
2 -	54.506	57.503	1:52.009	79.94	1.029	15:56:19.200
3 -	54.558	57.030	1:51.588 (3)	80.24	0.608	15:58:10.788
4 -	53.833	57.214	1:51.047 (2)	80.63	0.067	16:00:01.835
5 -	54.261	56.719	1:50.980 (1)	80.68		16:01:52.815
6 -	54.436	57.982	1:52.418	79.65	1.438	16:03:45.233

P11 17 F2 SCHOFIELD / SCHOFIELD		Suzuki Windle - Witch eLiquid				
IDEAL LAP TIME : 1:49.622		BEST LAP TIME : 1:49.622		DIFFERENCE : 0.000		
LAP	SECTOR 1	SECTOR 2	LAP TIME	MPH	DIFF	TIME OF DAY
1 -		59.615	2:00.341	74.40	10.719	15:54:30.309
2 -	52.953	58.340	1:51.293 (2)	80.45	1.671	15:56:21.602
3 -	53.705	57.589	1:51.294 (3)	80.45	1.672	15:58:12.896
4 -	52.445	57.177	1:49.622 (1)	81.68		16:00:02.518
5 -	53.883	57.514	1:51.397	80.38	1.775	16:01:53.915
6 -	53.100	58.356	1:51.456	80.34	1.834	16:03:45.371

P12 9 F2 MOTT / JONES		Suzuki DDM -				
IDEAL LAP TIME : 1:50.186		BEST LAP TIME : 1:50.422		DIFFERENCE : 0.236		
LAP	SECTOR 1	SECTOR 2	LAP TIME	MPH	DIFF	TIME OF DAY
1 -		58.040	1:58.494	75.56	8.072	15:54:28.462
2 -	54.291	58.564	1:52.855	79.34	2.433	15:56:21.317
3 -	53.799	58.346	1:52.145	79.84	1.723	15:58:13.462

Weather / Track : Cloudy / Dry

Donington Park GP
Circuit Length = 2.4873 miles
Start: 15:52 Flag 16:02 End: 16:05

BMCRC - MRO Championships 2016 - Rnd 2 @ Donington Park GP

RKB/BMCRC F1 & F2 Sidecars

RACE 17 - SECTOR ANALYSIS

SECTOR 1 = FL to I1, SECTOR 2 = I1 to FL, DIFF = Difference To Personal Best Lap

4 -	53.742	57.462	1:51.204 (3)	80.52	0.782	16:00:04.666
5 -	54.035	56.713	1:50.748 (2)	80.85	0.326	16:01:55.414
6 -	53.473	56.949	1:50.422 (1)	81.09		16:03:45.836

P13 171 F2 HIGH / STANTON			Honda Baker - Cartwright Bros Haulage			
IDEAL LAP TIME : 1:50.317		BEST LAP TIME : 1:51.111		DIFFERENCE : 0.794		
LAP	SECTOR 1	SECTOR 2	LAP TIME	MPH	DIFF	TIME OF DAY
1 -		58.414	1:57.939	75.92	6.828	15:54:27.907
2 -	54.085	57.810	1:51.895 (3)	80.02	0.784	15:56:19.802
3 -	54.112	58.619	1:52.731	79.43	1.620	15:58:12.533
4 -	53.522	57.589	1:51.111 (1)	80.59		16:00:03.644
5 -	53.906	57.336	1:51.242 (2)	80.49	0.131	16:01:54.886
6 -	52.981	59.540	1:52.521	79.58	1.410	16:03:47.407

P14 136 F1 EDWARDS / EDWARDS			Yamaha REA - ECONOMY HEATING SERVICES			
IDEAL LAP TIME : 1:50.895		BEST LAP TIME : 1:51.107		DIFFERENCE : 0.212		
LAP	SECTOR 1	SECTOR 2	LAP TIME	MPH	DIFF	TIME OF DAY
1 -		59.253	2:06.389	70.84	15.282	15:54:36.357
2 -	57.095	57.916	1:55.011	77.85	3.904	15:56:31.368
3 -	58.033	56.783	1:54.816	77.98	3.709	15:58:26.184
4 -	55.305	56.440	1:51.745 (2)	80.13	0.638	16:00:17.929
5 -	55.214	55.893	1:51.107 (1)	80.59		16:02:09.036
6 -	55.002	56.807	1:51.809 (3)	80.08	0.702	16:04:00.845

P15 32 F2 LUMLEY / WHITNALL			LUM007 Lumley -			
IDEAL LAP TIME : 1:52.703		BEST LAP TIME : 1:52.960		DIFFERENCE : 0.257		
LAP	SECTOR 1	SECTOR 2	LAP TIME	MPH	DIFF	TIME OF DAY
1 -		59.349	2:02.779	72.93	9.819	15:54:32.747
2 -	55.289	58.581	1:53.870 (3)	78.63	0.910	15:56:26.617
3 -	54.761	58.199	1:52.960 (1)	79.27		15:58:19.577
4 -	54.504	58.629	1:53.133 (2)	79.14	0.173	16:00:12.710
5 -	55.622	59.174	1:54.796	78.00	1.836	16:02:07.506
6 -	54.846	59.516	1:54.362	78.29	1.402	16:04:01.868

P16 18 F2 BLACKWOOD / BLACKWOOD			Suzuki Shelbourne -			
IDEAL LAP TIME : 1:52.662		BEST LAP TIME : 1:53.345		DIFFERENCE : 0.683		
LAP	SECTOR 1	SECTOR 2	LAP TIME	MPH	DIFF	TIME OF DAY
1 -		59.348	2:00.990	74.00	7.645	15:54:30.958
2 -	55.452	58.524	1:53.976 (2)	78.56	0.631	15:56:24.934
3 -	55.785	59.046	1:54.831	77.97	1.486	15:58:19.765
4 -	55.609	58.424	1:54.033 (3)	78.52	0.688	16:00:13.798
5 -	56.708	58.065	1:54.773	78.01	1.428	16:02:08.571
6 -	54.597	58.748	1:53.345 (1)	79.00		16:04:01.916

P17 67 F1 PETTMAN/ JEFFREY			Suzuki Windle - MJP racing			
IDEAL LAP TIME : 1:53.937		BEST LAP TIME : 1:54.134		DIFFERENCE : 0.197		
LAP	SECTOR 1	SECTOR 2	LAP TIME	MPH	DIFF	TIME OF DAY
1 -		1:00.035	2:03.411	72.55	9.277	15:54:33.379
2 -	55.685	58.686	1:54.371 (2)	78.29	0.237	15:56:27.750
3 -	55.882	58.252	1:54.134 (1)	78.45		15:58:21.884
4 -	56.295	58.673	1:54.968	77.88	0.834	16:00:16.852
5 -	55.911	58.760	1:54.671 (3)	78.08	0.537	16:02:11.523
6 -	56.130	58.882	1:55.012	77.85	0.878	16:04:06.535

P18 58 F2 CHANDLER / LOWTHER			Yamaha Shelbourne - Anode Electronics Ltd			
IDEAL LAP TIME : 1:55.904		BEST LAP TIME : 1:55.904		DIFFERENCE : 0.000		
LAP	SECTOR 1	SECTOR 2	LAP TIME	MPH	DIFF	TIME OF DAY
1 -		59.785	2:04.599	71.86	8.695	15:54:34.567

Weather / Track : Cloudy / Dry

Donington Park GP
Circuit Length = 2.4873 miles
Start: 15:52 Flag 16:02 End: 16:05

BMCRC - MRO Championships 2016 - Rnd 2 @ Donington Park GP

RKB/BMCRC F1 & F2 Sidecars

RACE 17 - SECTOR ANALYSIS

SECTOR 1 = FL to I1, SECTOR 2 = I1 to FL, DIFF = Difference To Personal Best Lap

2 -	57.373	59.304	1:56.677 (2)	76.74	0.773	15:56:31.244
3 -	57.644	59.475	1:57.119 (3)	76.45	1.215	15:58:28.363
4 -	57.927	59.623	1:57.550	76.17	1.646	16:00:25.913
5 -	56.993	58.911	1:55.904 (1)	77.25		16:02:21.817
6 -	58.622	59.880	1:58.502	75.56	2.598	16:04:20.319

P19 24 F2 WILBY / BAILEY			Honda BHR - Leeds Parcel Company Ltd			
IDEAL LAP TIME : 1:56.997		BEST LAP TIME : 1:57.471		DIFFERENCE : 0.474		

LAP	SECTOR 1	SECTOR 2	LAP TIME	MPH	DIFF	TIME OF DAY
1 -		1:00.795	2:06.214	70.94	8.743	15:54:36.182
2 -	58.640	1:00.153	1:58.793	75.37	1.322	15:56:34.975
3 -	58.005	59.466	1:57.471 (1)	76.22		15:58:32.446
4 -	58.596	1:00.414	1:59.010	75.24	1.539	16:00:31.456
5 -	57.531	1:00.278	1:57.809 (3)	76.00	0.338	16:02:29.265
6 -	58.034	59.741	1:57.775 (2)	76.03	0.304	16:04:27.040

P20 964 F2 ANDERSON / PUGH			Honda Molyneux - Mark Kaye of Durham			
IDEAL LAP TIME : 1:56.438		BEST LAP TIME : 1:56.438		DIFFERENCE : 0.000		

LAP	SECTOR 1	SECTOR 2	LAP TIME	MPH	DIFF	TIME OF DAY
1 -		1:01.511	2:05.607	71.28	9.169	15:54:35.575
2 -	57.451	1:00.410	1:57.861 (3)	75.97	1.423	15:56:33.436
3 -	57.044	59.689	1:56.733 (2)	76.70	0.295	15:58:30.169
4 -	57.024	59.414	1:56.438 (1)	76.90		16:00:26.607
5 -	58.254	1:04.638	2:02.892	72.86	6.454	16:02:29.499
6 -	1:01.404	1:04.908	2:06.312	70.89	9.874	16:04:35.811

P21 7 F2 HAWKINS / LOWTHER			Suzuki M R Equipe - Toons			
IDEAL LAP TIME : 1:54.557		BEST LAP TIME : 1:54.557		DIFFERENCE : 0.000		

LAP	SECTOR 1	SECTOR 2	LAP TIME	MPH	DIFF	TIME OF DAY
1 -		1:02.553	2:05.093	71.58	10.536	15:54:35.061
2 -	57.276	1:01.773	1:59.049 (3)	75.21	4.492	15:56:34.110
3 -	1:00.277	1:04.032	2:04.309	72.03	9.752	15:58:38.419
4 -	1:01.499	1:10.512	2:12.011	67.83	17.454	16:00:50.430
5 -	55.208	59.349	1:54.557 (1)	78.16		16:02:44.987
6 -	58.387	1:00.432	1:58.819 (2)	75.36	4.262	16:04:43.806

P22 69 F1 HIRST / JAMES			Yamaha LCR - Leeds Parcel Company			
IDEAL LAP TIME : 1:58.646		BEST LAP TIME : 1:58.768		DIFFERENCE : 0.122		

LAP	SECTOR 1	SECTOR 2	LAP TIME	MPH	DIFF	TIME OF DAY
1 -		1:05.047	2:11.809	67.93	13.041	15:54:41.777
2 -	1:00.939	1:01.757	2:02.696	72.98	3.928	15:56:44.473
3 -	59.820	1:01.121	2:00.941 (3)	74.03	2.173	15:58:45.414
4 -	58.552	1:00.817	1:59.369 (2)	75.01	0.601	16:00:44.783
5 -	57.829	1:00.939	1:58.768 (1)	75.39		16:02:43.551
6 -	1:00.057	1:01.575	2:01.632	73.61	2.864	16:04:45.183

P23 19 F1 MACBRIDE / WILKINSON			Suzuki DDR -			
IDEAL LAP TIME : 2:27.125		BEST LAP TIME : 2:27.301		DIFFERENCE : 0.176		

LAP	SECTOR 1	SECTOR 2	LAP TIME	MPH	DIFF	TIME OF DAY
1 -		1:13.074	2:32.471	58.72	5.170	15:55:02.439
2 -	1:14.658	1:16.551	2:31.209	59.21	3.908	15:57:33.648
3 -	1:14.051	1:13.250	2:27.301 (1)	60.79		16:00:00.949
4 -	1:15.198	1:13.086	2:28.284 (2)	60.38	0.983	16:02:29.233
5 -	1:15.158	1:15.184	2:30.342 (3)	59.56	3.041	16:04:59.575

P24 71 F2 SCHOFIELD / STANTON			Honda Ireson - the sand witch food company			
IDEAL LAP TIME : 1:55.090		BEST LAP TIME : 2:01.576		DIFFERENCE : 6.486		

LAP	SECTOR 1	SECTOR 2	LAP TIME	MPH	DIFF	TIME OF DAY
-----	----------	----------	----------	-----	------	-------------

Weather / Track : Cloudy / Dry

Donington Park GP
Circuit Length = 2.4873 miles
Start: 15:52 Flag 16:02 End: 16:05

BMCRC - MRO Championships 2016 - Rnd 2 @ Donington Park GP

RKB/BMCRC F1 & F2 Sidecars

RACE 17 - SECTOR ANALYSIS

SECTOR 1 = FL to I1, SECTOR 2 = I1 to FL, DIFF = Difference To Personal Best Lap

1 - 59.275 2:01.576 (1) 73.65 15:54:31.544

P25 121 F1	LAWRENCE / PAWSEY		Yamaha LCR -			
IDEAL LAP TIME :	BEST LAP TIME : 2:07.648		DIFFERENCE :			
LAP	SECTOR 1	SECTOR 2	LAP TIME	MPH	DIFF	TIME OF DAY
1 -		59.978	2:07.648 (1)	70.14		15:54:37.616

BMCRC - MRO Championships 2016 - Rnd 2 @ Donington Park GP

RKB/BMCRC F1 & F2 Sidecars

RACE 17 - BEST SECTORS

SECTOR 1			SECTOR 2			IDEAL / BEST COMPARISON						
POS	NO	NAME	TIME	NO	NAME	TIME	POS	NO	NAME	IDEAL	BEST	DIFF
									PERFECT LAP	1:42.296		
1	0	CRAWFORD / CHRISTIE	49.578	0	CRAWFORD / CHRISTIE	52.718	1	0	CRAWFORD / CHRIS	1:42.296	1:42.296	0.000
2	72	FOUND / WALMSLEY	50.136	72	FOUND / WALMSLEY	53.477	2	72	FOUND / WALMSLE	1:43.613	1:43.905	0.292
3	16	GIBSON / GIBSON	50.869	35	REEVES / WINKLE	53.731	3	35	REEVES / WINKLE	1:44.715	1:45.076	0.361
4	35	REEVES / WINKLE	50.984	112	LOCKEY / SAYERS	53.878	4	112	LOCKEY / SAYERS	1:45.009	1:45.009	0.000
5	11	GILBERT / MORGAN	51.011	13	DIX / PARKER	54.041	5	13	DIX / PARKER	1:45.343	1:45.343	0.000
6	112	LOCKEY / SAYERS	51.131	92	HILDIGE / HILDIGE	54.713	6	16	GIBSON / GIBSON	1:45.653	1:45.830	0.177
7	13	DIX / PARKER	51.302	16	GIBSON / GIBSON	54.784	7	11	GILBERT / MORGAN	1:45.798	1:45.877	0.079
8	17	SCHOFIELD / SCHOFIELD	52.445	11	GILBERT / MORGAN	54.787	8	92	HILDIGE / HILDIGE	1:49.228	1:49.289	0.061
9	8	ILARIA / SAUNDERS	52.898	136	EDWARDS / EDWARDS	55.893	9	8	ILARIA / SAUNDERS	1:49.253	1:49.568	0.315
10	171	HIGH / STANTON	52.981	8	ILARIA / SAUNDERS	56.355	10	17	SCHOFIELD / SCHOF	1:49.622	1:49.622	0.000
11	9	MOTT / JONES	53.473	9	MOTT / JONES	56.713	11	9	MOTT / JONES	1:50.186	1:50.422	0.236
12	88	LONGMORE / LONGMORE	53.833	88	LONGMORE / LONGMORE	56.719	12	171	HIGH / STANTON	1:50.317	1:51.111	0.794
13	32	LUMLEY / WHITNALL	54.504	17	SCHOFIELD / SCHOFIELD	57.177	13	88	LONGMORE / LONGM	1:50.552	1:50.980	0.428
14	92	HILDIGE / HILDIGE	54.515	171	HIGH / STANTON	57.336	14	136	EDWARDS / EDWAR	1:50.895	1:51.107	0.212
15	18	BLACKWOOD / BLACKWOOD	54.597	18	BLACKWOOD / BLACKWOOD	58.065	15	18	BLACKWOOD / BLAC	1:52.662	1:53.345	0.683
16	136	EDWARDS / EDWARDS	55.002	32	LUMLEY / WHITNALL	58.199	16	32	LUMLEY / WHITNALL	1:52.703	1:52.960	0.257
17	7	HAWKINS / LOWTHER	55.208	67	PETTMAN / JEFFREY	58.252	17	67	PETTMAN / JEFFREY	1:53.937	1:54.134	0.197
18	67	PETTMAN / JEFFREY	55.685	58	CHANDLER / LOWTHER	58.911	18	7	HAWKINS / LOWTHE	1:54.557	1:54.557	0.000
19	71	SCHOFIELD / STANTON	55.815	71	SCHOFIELD / STANTON	59.275	19	71	SCHOFIELD / STAIN	1:55.090	2:01.576	6.486
20	58	CHANDLER / LOWTHER	56.993	7	HAWKINS / LOWTHER	59.349	20	58	CHANDLER / LOWTH	1:55.904	1:55.904	0.000
21	964	ANDERSON / PUGH	57.024	964	ANDERSON / PUGH	59.414	21	964	ANDERSON / PUGH	1:56.438	1:56.438	0.000
22	24	WILBY / BAILEY	57.531	24	WILBY / BAILEY	59.466	22	24	WILBY / BAILEY	1:56.997	1:57.471	0.474
23	69	HIRST / JAMES	57.829	121	LAWRENCE / PAWSEY	59.978	23	69	HIRST / JAMES	1:58.646	1:58.768	0.122
24	19	MACBRIDE / WILKINSON	1:14.051	69	HIRST / JAMES	1:00.817	24	19	MACBRIDE / WILKIN	2:27.125	2:27.301	0.176
25				19	MACBRIDE / WILKINSON	1:13.074	25	121	LAWRENCE / PAWSE		2:07.648	
26												

Weather / Track : Cloudy / Dry

Results can be found at www.tsl-timing.com

Donington Park GP
 Circuit Length = 2.4873 miles
 Start: 15:52 Flag 16:02 End: 16:05

Printed - 16:06 Sunday, 10 April 2016



Thunderbike Extreme

Donington Park GP

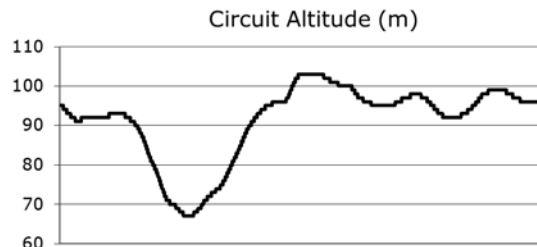
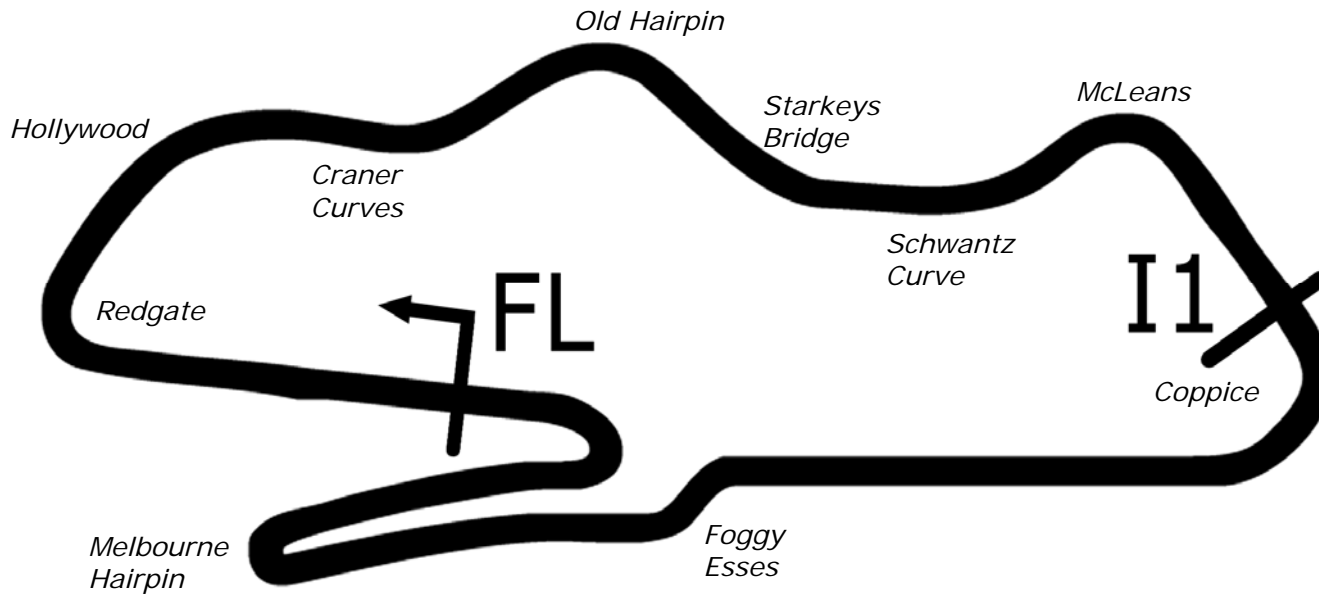
9th & 10th April 2016



Results Provided by Timing Solutions Ltd

www.tsl-timing.com

Donington Park GP



Length	1.9790 miles	3185.0 m	
FL		52.82971 N	1.37867 W
I1	2096m	52.82978 N	1.36508 W
Pit Entry	3100m	52.82951 N	1.37832 W
Pit Exit	229m after FL	52.82996 N	1.38205 W
Pit Entry–Pit Exit 287m, 17.2s @60kph, 12.9s @80kph			

All results available at www.tsl-timing.com

BMCRC - MRO Championships 2016 - Rnd 2 @ Donington Park GP

Thunderbike Extreme

QUALIFYING - CLASSIFICATION



POS	NO	CL	PIC NAME	ENTRY	TIME	ON	LAPS	GAP	DIFF	MPH
1	76		1 Jason BYARD	Suzuki - May Construction	1:44.621	2	4			85.58
2	75		2 Paul NEWMAN	Honda - Leeway building services	1:45.001	6	6	0.380	0.380	85.27
3	77		3 David MAY	Suzuki - BBs and taggracing	1:45.392	5	6	0.771	0.391	84.96
4	41		4 David ABRAHAM	Aprilia - Cambridge Motorcycles	1:45.938	5	6	1.317	0.546	84.52
5	42		5 Alan WOOD	Suzuki - www.alanwoodracing.co.uk	1:46.379	3	4	1.758	0.441	84.17
6	174		6 Talan SKEELS-PIGGINS	Suzuki - McMillan Williams	1:47.600	4	5	2.979	1.221	83.21
7	37		7 Robert MARSH	Suzuki -	1:49.337	5	5	4.716	1.737	81.89
8	139		8 Antony COPLEY	Yamaha -	1:50.117	5	5	5.496	0.780	81.31
9	98	R	1 Thomas KIY	Kawasaki - myself	1:50.359	5	5	5.738	0.242	81.13
10	114		9 Ricky MARTIN	Suzuki - S.s.s	1:50.590	5	5	5.969	0.231	80.96
11	188		10 Barry MANTELL	Kawasaki -	1:50.721	5	5	6.100	0.131	80.87
12	39		11 Rob WILLIAMS	Suzuki -	1:51.760	4	5	7.139	1.039	80.12
13	14		12 David SPENCER	Suzuki -	1:51.804	4	5	7.183	0.044	80.09
14	36	R	2 Gavin HARRIS	Suzuki -	1:52.126	5	5	7.505	0.322	79.86
15	303	R	3 Adam NORTON	Honda -	1:53.585	2	3	8.964	1.459	78.83
16	28	R	4 Dan NEMATI	Yamaha - Wayne Johnson	1:53.609	5	5	8.988	0.024	78.81
17	57		13 Ewan HAMILTON	Yamaha -	1:53.898	5	5	9.277	0.289	78.61
18	16		14 Matthew WREN	Kawasaki - Broken Matt	1:55.294	5	5	10.673	1.396	77.66
19	192	R	5 Benjamin ROWSWELL	Suzuki - DRM. Isenhurst.	1:55.932	5	5	11.311	0.638	77.23
20	45		15 Paul BRYANT	Honda - CVM	1:56.574	4	5	11.953	0.642	76.81
21	72		16 Jonathan KINGSTON	Yamaha -	1:56.659	5	5	12.038	0.085	76.75
22	90		17 Peter THORNE	Yamaha - Aspire Classic Restorations	1:56.993	4	5	12.372	0.334	76.53
23	5		18 Nick BISHOP	Suzuki - Rlj trailers	1:58.211	5	5	13.590	1.218	75.74
24	55		19 Michael COPLEY	Suzuki - Jayne copley	1:58.273	2	5	13.652	0.062	75.71
25	64		20 Mitchell BROOKES	Ducati - H4HRR.CO.UK	2:04.829	5	5	20.208	6.556	71.73

Donington Park GP
 Circuit Length = 2.4873 miles
 Start: 11:03 Flag 11:13 End: 11:14

Weather / Track : Cloudy / Dry

These results are provisional until the conclusion of any judicial and technical matters.

Clerk Of Course :	Timekeeper :
-------------------	--------------

Results can be found at www.tsl-timing.com

Printed - 11:15 Saturday, 09 April 2016



BMCRC - MRO Championships 2016 - Rnd 2 @ Donington Park GP

Thunderbike Extreme

QUALIFYING - SECTOR ANALYSIS

SECTOR 1 = FL to I1, SECTOR 2 = I1 to FL, DIFF = Difference To Personal Best Lap

P1 76		Jason BYARD		Suzuki - May Construction		
IDEAL LAP TIME : 1:44.621		BEST LAP TIME : 1:44.621		DIFFERENCE : 0.000		
LAP	SECTOR 1	SECTOR 2	LAP TIME	MPH	DIFF	TIME OF DAY
1 -	56.367	56.054	1:52.421 (3)	79.65	7.800	11:06:12.339
2 -	51.054	53.567	1:44.621 (1)	85.58		11:07:56.960
3 -	52.377	53.855	1:46.232 (2)	84.29	1.611	11:09:43.192
4 -	53.622	IN PIT	1:54.019 P	78.53	9.398	11:11:37.211

P2 75		Paul NEWMAN		Honda - Leeway building services		
IDEAL LAP TIME : 1:45.001		BEST LAP TIME : 1:45.001		DIFFERENCE : 0.000		
LAP	SECTOR 1	SECTOR 2	LAP TIME	MPH	DIFF	TIME OF DAY
1 -	56.599	56.741	1:53.340	79.00	8.339	11:05:27.769
2 -	52.625	54.919	1:47.544	83.26	2.543	11:07:15.313
3 -	52.770	54.391	1:47.161	83.56	2.160	11:09:02.474
4 -	52.366	54.468	1:46.834 (3)	83.81	1.833	11:10:49.308
5 -	51.432	54.385	1:45.817 (2)	84.62	0.816	11:12:35.125
6 -	51.025	53.976	1:45.001 (1)	85.27		11:14:20.126

P3 77		David MAY		Suzuki - BBs and tagraceing		
IDEAL LAP TIME : 1:44.846		BEST LAP TIME : 1:45.392		DIFFERENCE : 0.546		
LAP	SECTOR 1	SECTOR 2	LAP TIME	MPH	DIFF	TIME OF DAY
1 -	55.983	56.207	1:52.190	79.81	6.798	11:05:29.465
2 -	52.265	54.136	1:46.401 (3)	84.15	1.009	11:07:15.866
3 -	52.668	54.427	1:47.095	83.61	1.703	11:09:02.961
4 -	52.169	53.797	1:45.966 (2)	84.50	0.574	11:10:48.927
5 -	51.491	53.901	1:45.392 (1)	84.96		11:12:34.319
6 -	51.049	55.613	1:46.662	83.95	1.270	11:14:20.981

P4 41		David ABRAHAM		Aprilia - Cambridge Motorcycles		
IDEAL LAP TIME : 1:45.938		BEST LAP TIME : 1:45.938		DIFFERENCE : 0.000		
LAP	SECTOR 1	SECTOR 2	LAP TIME	MPH	DIFF	TIME OF DAY
1 -	57.029	56.606	1:53.635	78.80	7.697	11:05:29.992
2 -	52.833	54.899	1:47.732	83.11	1.794	11:07:17.724
3 -	52.053	54.742	1:46.795 (3)	83.84	0.857	11:09:04.519
4 -	52.613	54.534	1:47.147	83.57	1.209	11:10:51.666
5 -	51.564	54.374	1:45.938 (1)	84.52		11:12:37.604
6 -	51.592	54.556	1:46.148 (2)	84.35	0.210	11:14:23.752

P5 42		Alan WOOD		Suzuki - www.alanwoodracing.co.uk		
IDEAL LAP TIME : 1:46.379		BEST LAP TIME : 1:46.379		DIFFERENCE : 0.000		
LAP	SECTOR 1	SECTOR 2	LAP TIME	MPH	DIFF	TIME OF DAY
1 -	57.799	57.259	1:55.058 (3)	77.82	8.679	11:05:33.415
2 -	53.665	54.026	1:47.691 (2)	83.14	1.312	11:07:21.106
3 -	52.526	53.853	1:46.379 (1)	84.17		11:09:07.485
4 -	OUTLAP	54.911	4:32.497	32.86	2:46.118	11:13:39.982

P6 174		Talan SKEELS-PIGGINS		Suzuki - McMillan Williams		
IDEAL LAP TIME : 1:47.107		BEST LAP TIME : 1:47.600		DIFFERENCE : 0.493		
LAP	SECTOR 1	SECTOR 2	LAP TIME	MPH	DIFF	TIME OF DAY
1 -	55.197	57.424	1:52.621	79.50	5.021	11:07:14.837
2 -	53.730	55.483	1:49.213	81.99	1.613	11:09:04.050
3 -	52.415	55.708	1:48.123 (3)	82.81	0.523	11:10:52.173
4 -	51.624	55.976	1:47.600 (1)	83.21		11:12:39.773
5 -	52.187	55.846	1:48.033 (2)	82.88	0.433	11:14:27.806

Weather / Track : Cloudy / Dry

BMCRC - MRO Championships 2016 - Rnd 2 @ Donington Park GP

Thunderbike Extreme

QUALIFYING - SECTOR ANALYSIS

SECTOR 1 = FL to I1, SECTOR 2 = I1 to FL, DIFF = Difference To Personal Best Lap

P7 37		Robert MARSH		Suzuki -		
IDEAL LAP TIME : 1:49.337		BEST LAP TIME : 1:49.337		DIFFERENCE : 0.000		
LAP	SECTOR 1	SECTOR 2	LAP TIME	MPH	DIFF	TIME OF DAY
1 -	1:07.963	1:06.302	2:14.265	66.69	24.928	11:06:17.076
2 -	1:08.679	1:03.254	2:11.933	67.87	22.596	11:08:29.009
3 -	55.762	57.471	1:53.233 (3)	79.07	3.896	11:10:22.242
4 -	54.237	56.354	1:50.591 (2)	80.96	1.254	11:12:12.833
5 -	53.153	56.184	1:49.337 (1)	81.89		11:14:02.170

P8 139		Antony COPLEY		Yamaha -		
IDEAL LAP TIME : 1:50.117		BEST LAP TIME : 1:50.117		DIFFERENCE : 0.000		
LAP	SECTOR 1	SECTOR 2	LAP TIME	MPH	DIFF	TIME OF DAY
1 -	1:02.274	1:00.942	2:03.216	72.67	13.099	11:06:00.974
2 -	55.658	59.147	1:54.805	77.99	4.688	11:07:55.779
3 -	55.495	58.241	1:53.736 (3)	78.73	3.619	11:09:49.515
4 -	54.449	56.167	1:50.616 (2)	80.95	0.499	11:11:40.131
5 -	54.001	56.116	1:50.117 (1)	81.31		11:13:30.248

P9 98 R		Thomas KIY		Kawasaki - myself		
IDEAL LAP TIME : 1:49.932		BEST LAP TIME : 1:50.359		DIFFERENCE : 0.427		
LAP	SECTOR 1	SECTOR 2	LAP TIME	MPH	DIFF	TIME OF DAY
1 -	1:09.587	1:05.317	2:14.904	66.37	24.545	11:05:55.735
2 -	59.242	1:00.493	1:59.735	74.78	9.376	11:07:55.470
3 -	55.544	58.820	1:54.364 (3)	78.29	4.005	11:09:49.834
4 -	54.503	56.553	1:51.056 (2)	80.63	0.697	11:11:40.890
5 -	53.379	56.980	1:50.359 (1)	81.13		11:13:31.249

P10 114		Ricky MARTIN		Suzuki - S.s.s		
IDEAL LAP TIME : 1:50.590		BEST LAP TIME : 1:50.590		DIFFERENCE : 0.000		
LAP	SECTOR 1	SECTOR 2	LAP TIME	MPH	DIFF	TIME OF DAY
1 -	1:00.926	1:02.631	2:03.557	72.47	12.967	11:05:53.877
2 -	55.848	1:00.475	1:56.323 (3)	76.97	5.733	11:07:50.200
3 -	58.205	58.543	1:56.748	76.69	6.158	11:09:46.948
4 -	56.588	58.318	1:54.906 (2)	77.92	4.316	11:11:41.854
5 -	53.823	56.767	1:50.590 (1)	80.96		11:13:32.444

P11 188		Barry MANTELL		Kawasaki -		
IDEAL LAP TIME : 1:50.721		BEST LAP TIME : 1:50.721		DIFFERENCE : 0.000		
LAP	SECTOR 1	SECTOR 2	LAP TIME	MPH	DIFF	TIME OF DAY
1 -	59.657	1:04.197	2:03.854	72.29	13.133	11:05:56.270
2 -	58.938	59.869	1:58.807 (3)	75.36	8.086	11:07:55.077
3 -	55.673	1:04.323	1:59.996	74.62	9.275	11:09:55.073
4 -	54.641	59.043	1:53.684 (2)	78.76	2.963	11:11:48.757
5 -	54.440	56.281	1:50.721 (1)	80.87		11:13:39.478

P12 39		Rob WILLIAMS		Suzuki -		
IDEAL LAP TIME : 1:51.333		BEST LAP TIME : 1:51.760		DIFFERENCE : 0.427		
LAP	SECTOR 1	SECTOR 2	LAP TIME	MPH	DIFF	TIME OF DAY
1 -	1:05.643	1:08.116	2:13.759	66.94	21.999	11:06:11.345
2 -	1:00.587	58.516	1:59.103	75.18	7.343	11:08:10.448
3 -	55.716	57.112	1:52.828 (2)	79.36	1.068	11:10:03.276
4 -	55.376	56.384	1:51.760 (1)	80.12		11:11:55.036
5 -	54.949	58.250	1:53.199 (3)	79.10	1.439	11:13:48.235

P13 14		David SPENCER		Suzuki -		
IDEAL LAP TIME : 1:51.571		BEST LAP TIME : 1:51.804		DIFFERENCE : 0.233		
LAP	SECTOR 1	SECTOR 2	LAP TIME	MPH	DIFF	TIME OF DAY

Weather / Track : Cloudy / Dry

Donington Park GP
Circuit Length = 2.4873 miles
Start: 11:03 Flag 11:13 End: 11:14

BMCRC - MRO Championships 2016 - Rnd 2 @ Donington Park GP

Thunderbike Extreme

QUALIFYING - SECTOR ANALYSIS

SECTOR 1 = FL to I1, SECTOR 2 = I1 to FL, DIFF = Difference To Personal Best Lap

1 -	1:00.755	1:03.773	2:04.528	71.90	12.724	11:05:56.747
2 -	59.617	1:00.613	2:00.230	74.47	8.426	11:07:56.977
3 -	54.672	59.301	1:53.973 (2)	78.56	2.169	11:09:50.950
4 -	54.905	56.899	1:51.804 (1)	80.09		11:11:42.754
5 -	55.524	58.806	1:54.330 (3)	78.32	2.526	11:13:37.084

P14 36 R Gavin HARRIS		Suzuki -				
IDEAL LAP TIME : 1:52.126		BEST LAP TIME : 1:52.126		DIFFERENCE : 0.000		
LAP	SECTOR 1	SECTOR 2	LAP TIME	MPH	DIFF	TIME OF DAY
1 -	1:03.325	1:05.744	2:09.069	69.37	16.943	11:05:56.494
2 -	58.875	58.798	1:57.673	76.09	5.547	11:07:54.167
3 -	55.909	57.912	1:53.821 (2)	78.67	1.695	11:09:47.988
4 -	55.989	58.461	1:54.450 (3)	78.23	2.324	11:11:42.438
5 -	55.030	57.096	1:52.126 (1)	79.86		11:13:34.564

P15 303 R Adam NORTON		Honda -				
IDEAL LAP TIME : 1:53.585		BEST LAP TIME : 1:53.585		DIFFERENCE : 0.000		
LAP	SECTOR 1	SECTOR 2	LAP TIME	MPH	DIFF	TIME OF DAY
1 -	1:02.210	1:02.545	2:04.755 (2)	71.77	11.170	11:05:48.042
2 -	56.023	57.562	1:53.585 (1)	78.83		11:07:41.627
3 -	1:02.824	IN PIT	2:27.046 P	60.89	33.461	11:10:08.673

P16 28 R Dan NEMATI		Yamaha - Wayne Johnson				
IDEAL LAP TIME : 1:53.609		BEST LAP TIME : 1:53.609		DIFFERENCE : 0.000		
LAP	SECTOR 1	SECTOR 2	LAP TIME	MPH	DIFF	TIME OF DAY
1 -	1:01.035	1:01.762	2:02.797	72.92	9.188	11:05:57.450
2 -	58.910	1:00.573	1:59.483	74.94	5.874	11:07:56.933
3 -	56.115	59.279	1:55.394 (2)	77.59	1.785	11:09:52.327
4 -	57.083	59.971	1:57.054 (3)	76.49	3.445	11:11:49.381
5 -	55.630	57.979	1:53.609 (1)	78.81		11:13:42.990

P17 57 Ewan HAMILTON		Yamaha -				
IDEAL LAP TIME : 1:53.611		BEST LAP TIME : 1:53.898		DIFFERENCE : 0.287		
LAP	SECTOR 1	SECTOR 2	LAP TIME	MPH	DIFF	TIME OF DAY
1 -	59.532	1:03.603	2:03.135	72.72	9.237	11:06:11.238
2 -	58.731	58.711	1:57.442	76.24	3.544	11:08:08.680
3 -	55.167	59.003	1:54.170 (3)	78.43	0.272	11:10:02.850
4 -	55.297	58.833	1:54.130 (2)	78.45	0.232	11:11:56.980
5 -	55.454	58.444	1:53.898 (1)	78.61		11:13:50.878

P18 16 Matthew WREN		Kawasaki - Broken Matt				
IDEAL LAP TIME : 1:54.815		BEST LAP TIME : 1:55.294		DIFFERENCE : 0.479		
LAP	SECTOR 1	SECTOR 2	LAP TIME	MPH	DIFF	TIME OF DAY
1 -	1:04.657	1:03.787	2:08.444	69.71	13.150	11:06:00.883
2 -	58.417	1:00.390	1:58.807	75.36	3.513	11:07:59.690
3 -	58.263	59.294	1:57.557 (3)	76.17	2.263	11:09:57.247
4 -	57.606	58.317	1:55.923 (2)	77.24	0.629	11:11:53.170
5 -	56.498	58.796	1:55.294 (1)	77.66		11:13:48.464

P19 192 R Benjamin ROWSWELL		Suzuki - DRM. Isenhurst.				
IDEAL LAP TIME : 1:55.862		BEST LAP TIME : 1:55.932		DIFFERENCE : 0.070		
LAP	SECTOR 1	SECTOR 2	LAP TIME	MPH	DIFF	TIME OF DAY
1 -	1:03.180	1:05.455	2:08.635	69.61	12.703	11:05:50.239
2 -	59.130	1:03.985	2:03.115	72.73	7.183	11:07:53.354
3 -	57.215	1:04.962	2:02.177 (3)	73.29	6.245	11:09:55.531
4 -	57.027	59.280	1:56.307 (2)	76.98	0.375	11:11:51.838
5 -	56.582	59.350	1:55.932 (1)	77.23		11:13:47.770

Weather / Track : Cloudy / Dry

Donington Park GP
Circuit Length = 2.4873 miles
Start: 11:03 Flag 11:13 End: 11:14

BMCRC - MRO Championships 2016 - Rnd 2 @ Donington Park GP

Thunderbike Extreme

QUALIFYING - SECTOR ANALYSIS

SECTOR 1 = FL to I1, SECTOR 2 = I1 to FL, DIFF = Difference To Personal Best Lap

P20	45	Paul BRYANT	Honda - CVM			
IDEAL LAP TIME : 1:56.010		BEST LAP TIME : 1:56.574		DIFFERENCE : 0.564		
LAP	SECTOR 1	SECTOR 2	LAP TIME	MPH	DIFF	TIME OF DAY
1 -	1:05.888	1:04.107	2:09.995	68.88	13.421	11:05:54.674
2 -	1:01.314	1:00.167	2:01.481	73.71	4.907	11:07:56.155
3 -	58.996	58.748	1:57.744 (3)	76.05	1.170	11:09:53.899
4 -	57.970	58.604	1:56.574 (1)	76.81		11:11:50.473
5 -	57.406	59.836	1:57.242 (2)	76.37	0.668	11:13:47.715
P21	72	Jonathan KINGSTON	Yamaha -			
IDEAL LAP TIME : 1:56.659		BEST LAP TIME : 1:56.659		DIFFERENCE : 0.000		
LAP	SECTOR 1	SECTOR 2	LAP TIME	MPH	DIFF	TIME OF DAY
1 -	1:02.920	1:05.497	2:08.417	69.72	11.758	11:05:49.452
2 -	59.199	1:01.083	2:00.282 (3)	74.44	3.623	11:07:49.734
3 -	1:00.086	1:02.072	2:02.158	73.30	5.499	11:09:51.892
4 -	57.270	1:00.446	1:57.716 (2)	76.06	1.057	11:11:49.608
5 -	57.137	59.522	1:56.659 (1)	76.75		11:13:46.267
P22	90	Peter THORNE	Yamaha - Aspire Classic Restorations			
IDEAL LAP TIME : 1:56.993		BEST LAP TIME : 1:56.993		DIFFERENCE : 0.000		
LAP	SECTOR 1	SECTOR 2	LAP TIME	MPH	DIFF	TIME OF DAY
1 -	1:01.411	1:03.545	2:04.956	71.66	7.963	11:05:51.443
2 -	57.786	1:01.720	1:59.506 (3)	74.92	2.513	11:07:50.949
3 -	56.908	1:01.018	1:57.926 (2)	75.93	0.933	11:09:48.875
4 -	56.780	1:00.213	1:56.993 (1)	76.53		11:11:45.868
5 -	57.592	IN PIT	2:03.918 P	72.26	6.925	11:13:49.786
P23	5	Nick BISHOP	Suzuki - Rlj trailers			
IDEAL LAP TIME : 1:58.156		BEST LAP TIME : 1:58.211		DIFFERENCE : 0.055		
LAP	SECTOR 1	SECTOR 2	LAP TIME	MPH	DIFF	TIME OF DAY
1 -	1:06.521	1:08.200	2:14.721	66.46	16.510	11:06:10.862
2 -	1:03.038	1:03.230	2:06.268	70.91	8.057	11:08:17.130
3 -	59.580	1:02.990	2:02.570 (3)	73.05	4.359	11:10:19.700
4 -	59.039	1:01.299	2:00.338 (2)	74.41	2.127	11:12:20.038
5 -	56.857	1:01.354	1:58.211 (1)	75.74		11:14:18.249
P24	55	Michael COPLEY	Suzuki - Jayne copley			
IDEAL LAP TIME : 1:58.273		BEST LAP TIME : 1:58.273		DIFFERENCE : 0.000		
LAP	SECTOR 1	SECTOR 2	LAP TIME	MPH	DIFF	TIME OF DAY
1 -	1:01.403	1:01.733	2:03.136	72.72	4.863	11:05:48.568
2 -	58.271	1:00.002	1:58.273 (1)	75.71		11:07:46.841
3 -	58.679	1:00.945	1:59.624 (2)	74.85	1.351	11:09:46.465
4 -	58.813	1:01.578	2:00.391 (3)	74.37	2.118	11:11:46.856
5 -	59.168	1:01.670	2:00.838	74.10	2.565	11:13:47.694
P25	64	Mitchell BROOKES	Ducati - H4HRR.CO.UK			
IDEAL LAP TIME : 2:04.112		BEST LAP TIME : 2:04.829		DIFFERENCE : 0.717		
LAP	SECTOR 1	SECTOR 2	LAP TIME	MPH	DIFF	TIME OF DAY
1 -	1:05.140	1:08.677	2:13.817	66.91	8.988	11:06:14.885
2 -	1:04.161	1:06.571	2:10.732	68.49	5.903	11:08:25.617
3 -	1:02.926	1:05.130	2:08.056 (3)	69.92	3.227	11:10:33.673
4 -	1:01.688	1:04.272	2:05.960 (2)	71.08	1.131	11:12:39.633
5 -	59.840	1:04.989	2:04.829 (1)	71.73		11:14:44.462

Weather / Track : Cloudy / Dry

Donington Park GP
Circuit Length = 2.4873 miles
Start: 11:03 Flag 11:13 End: 11:14

BMCRC - MRO Championships 2016 - Rnd 2 @ Donington Park GP

Thunderbike Extreme

QUALIFYING - BEST SECTORS

SECTOR 1			SECTOR 2			IDEAL / BEST COMPARISON						
POS	NO	NAME	TIME	NO	NAME	TIME	POS	NO	NAME	IDEAL	BEST	DIFF
									PERFECT LAP	1:44.592		
1	75	NEWMAN	51.025	76	BYARD	53.567	1	76	BYARD	1:44.621	1:44.621	0.000
2	77	MAY	51.049	77	MAY	53.797	2	77	MAY	1:44.846	1:45.392	0.546
3	76	BYARD	51.054	42	WOOD	53.853	3	75	NEWMAN	1:45.001	1:45.001	0.000
4	41	ABRAHAM	51.564	75	NEWMAN	53.976	4	41	ABRAHAM	1:45.938	1:45.938	0.000
5	174	SKEELS-PIGGINS	51.624	41	ABRAHAM	54.374	5	42	WOOD	1:46.379	1:46.379	0.000
6	42	WOOD	52.526	174	SKEELS-PIGGINS	55.483	6	174	SKEELS-PIGGINS	1:47.107	1:47.600	0.493
7	37	MARSH	53.153	139	COPELEY	56.116	7	37	MARSH	1:49.337	1:49.337	0.000
8	98	KIY	53.379	37	MARSH	56.184	8	98	KIY	1:49.932	1:50.359	0.427
9	114	MARTIN	53.823	188	MANTELL	56.281	9	139	COPELEY	1:50.117	1:50.117	0.000
10	139	COPELEY	54.001	39	WILLIAMS	56.384	10	114	MARTIN	1:50.590	1:50.590	0.000
11	188	MANTELL	54.440	98	KIY	56.553	11	188	MANTELL	1:50.721	1:50.721	0.000
12	14	SPENCER	54.672	114	MARTIN	56.767	12	39	WILLIAMS	1:51.333	1:51.760	0.427
13	39	WILLIAMS	54.949	14	SPENCER	56.899	13	14	SPENCER	1:51.571	1:51.804	0.233
14	36	HARRIS	55.030	36	HARRIS	57.096	14	36	HARRIS	1:52.126	1:52.126	0.000
15	57	HAMILTON	55.167	303	NORTON	57.562	15	303	NORTON	1:53.585	1:53.585	0.000
16	28	NEMATI	55.630	28	NEMATI	57.979	16	28	NEMATI	1:53.609	1:53.609	0.000
17	303	NORTON	56.023	16	WREN	58.317	17	57	HAMILTON	1:53.611	1:53.898	0.287
18	16	WREN	56.498	57	HAMILTON	58.444	18	16	WREN	1:54.815	1:55.294	0.479
19	192	ROWSWELL	56.582	45	BRYANT	58.604	19	192	ROWSWELL	1:55.862	1:55.932	0.070
20	90	THORNE	56.780	192	ROWSWELL	59.280	20	45	BRYANT	1:56.010	1:56.574	0.564
21	5	BISHOP	56.857	72	KINGSTON	59.522	21	72	KINGSTON	1:56.659	1:56.659	0.000
22	72	KINGSTON	57.137	55	COPELEY	1:00.002	22	90	THORNE	1:56.993	1:56.993	0.000
23	45	BRYANT	57.406	90	THORNE	1:00.213	23	5	BISHOP	1:58.156	1:58.211	0.055
24	55	COPELEY	58.271	5	BISHOP	1:01.299	24	55	COPELEY	1:58.273	1:58.273	0.000
25	64	BROOKES	59.840	64	BROOKES	1:04.272	25	64	BROOKES	2:04.112	2:04.829	0.717

Weather / Track : Cloudy / Dry

Results can be found at www.tsl-timing.com

Donington Park GP
 Circuit Length = 2.4873 miles
 Start: 11:03 Flag 11:13 End: 11:14

Printed - 11:15 Saturday, 09 April 2016

BMCRC - MRO Championships 2016 - Rnd 2 @ Donington Park GP



Thunderbike Extreme

RACE 12 - CLASSIFICATION

POS	NO	CL	PIC NAME	ENTRY	LAPS	TIME	GAP	DIFF	MPH	BEST	ON
1	76		1 Jason BYARD	Suzuki - May Construction	6	11:45.980			75.90	1:55.291	6
2	75		2 Paul NEWMAN	Honda - Leeway building services	6	11:46.743	0.763	0.763	75.82	1:55.370	6
3	98	R	1 Thomas KIY	Kawasaki - myself	6	12:02.141	16.161	15.398	74.21	1:57.653	5
4	41		3 David ABRAHAM	Aprilia - Cambridge Motorcycles	6	12:06.827	20.847	4.686	73.73	1:58.645	2
5	42		4 Alan WOOD	Suzuki - www.alanwoodracing.co.uk	6	12:06.945	20.965	0.118	73.71	1:56.466	6
6	72		5 Jonathan KINGSTON	Yamaha -	6	12:07.599	21.619	0.654	73.65	1:55.320	6
7	114		6 Ricky MARTIN	Suzuki - S.s.s	6	12:07.951	21.971	0.352	73.61	1:59.008	6
8	37	R	2 Robert MARSH	Suzuki -	6	12:23.997	38.017	16.046	72.03	2:00.150	2
9	45		7 Paul BRYANT	Honda - CVM	6	12:32.289	46.309	8.292	71.23	2:03.169	5
10	28	R	3 Dan NEMATI	Yamaha - Wayne Johnson	6	12:32.737	46.757	0.448	71.19	2:00.373	5
11	174		8 Talan SKEELS-PIGGINS	Suzuki - McMillan Williams	6	12:33.359	47.379	0.622	71.13	2:01.957	6
12	33	R	4 Andrew COLLINS	Triumph - Clive wood triumph	6	12:34.520	48.540	1.161	71.02	1:57.683	6
13	108		9 Jason BREWSTER	Suzuki -	6	12:37.891	51.911	3.371	70.70	2:00.534	5
14	77		10 David MAY	Suzuki - BBs and taggraceing	6	12:50.282	1:04.302	12.391	69.57	2:07.155	2
15	303	R	5 Adam NORTON	Honda -	6	13:00.830	1:14.850	10.548	68.63	2:02.900	6
16	16		11 Matthew WREN	Kawasaki - Broken Matt	6	13:01.012	1:15.032	0.182	68.61	2:03.403	5
17	5*		12 Nick BISHOP	Suzuki - Rtlj trailers	6	13:02.846	1:16.866	1.834	68.45	2:03.478	6
18	192	R	6 Benjamin ROWSWELL	Suzuki - DRM. Isenhurst.	6	13:10.972	1:24.992	8.126	67.75	2:07.099	5
19	90		13 Peter THORNE	Yamaha - Aspire Classic Restorations	6	13:24.568	1:38.588	13.596	66.60	2:10.403	4
20	14		14 David SPENCER	Suzuki -	6	13:52.068	2:06.088	27.500	64.40	2:15.544	4
21	188		15 Barry MANTELL	Kawasaki -	6	13:53.290	2:07.310	1.222	64.31	2:17.118	2

NOT CLASSIFIED

DNF	55		Michael COPLEY	Suzuki - Jayne copley	2	4:16.691	4 Laps	4 Laps	69.23	2:05.194	2
DNF	139		Antony COPLEY	Yamaha -	1	2:01.994	5 Laps	1 Lap	72.28	2:01.994	1
DNF	36	R	Gavin HARRIS	Suzuki -	1	2:30.020	5 Laps	28.026	58.77	2:30.020	1
DNF	57		Ewan HAMILTON	Yamaha -	1	2:34.569	5 Laps	4.549	57.04		

FASTEST LAP

76			Jason BYARD	Suzuki - May Construction	6	1:55.291		77.66 mph	124.99 kph
98	R		Thomas KIY	Kawasaki - myself	5	1:57.653		76.10 mph	122.48 kph

* BIKE #5 - NO WORKING TRANSPONDER, PLEASE FIT FOR TOMORROW.

Class - 90% of Race Speed = 68.31 mph

Class R - 90% of Race Speed = 66.78 mph

Donington Park GP

Circuit Length = 2.4873 miles

Start: 17:01 Flag 17:13 End: 17:15

Weather / Track : Cloudy / Dry

These results are provisional until the conclusion of any judicial and technical matters.

Clerk Of Course :	Timekeeper :
-------------------	--------------

Results can be found at www.tsl-timing.com

Printed - 17:16 Saturday, 09 April 2016



BMCRC - MRO Championships 2016 - Rnd 2 @ Donington Park GP

Thunderbike Extreme

RACE 12 - LAP CHART

LAP 1 @ 17:03:54.242		
NO	BEHIND	LAP TIME

75		2:00.955
139	1.039	2:01.994
76	2.019	2:02.974
41	2.675	2:03.630
98	4.084	2:05.039
114	5.292	2:06.247
37	6.271	2:07.226
77	7.926	2:08.881
42	8.845	2:09.800
55	10.542	2:11.497
45	11.844	2:12.799
174	14.483	2:15.438
72	14.506	2:15.461
28	15.793	2:16.748
188	16.164	2:17.119
90	21.189	2:22.144
14	21.465	2:22.420
303	21.699	2:22.654
108	21.957	2:22.912
33	22.385	2:23.340
192	22.421	2:23.376
16	24.349	2:25.304
5	28.105	2:29.060
36	29.065	2:30.020
57	33.614	2:34.569 P

LAP 2 @ 17:05:53.685		
NO	BEHIND	LAP TIME

75		1:59.443
76	0.918	1:58.342
41	1.877	1:58.645
98	4.825	2:00.184
37	6.978	2:00.150
114	7.273	2:01.424
42	12.169	2:02.767
77	15.638	2:07.155
72	15.960	2:00.897
55	16.293	2:05.194
45	17.571	2:05.170
174	19.962	2:04.922
28	21.480	2:05.130
108	30.413	2:07.899
33	31.527	2:08.585
188	33.839	2:17.118
303	34.115	2:11.859
192	35.165	2:12.187
16	36.900	2:11.994
90	38.188	2:16.442
5	39.619	2:10.957
14	43.531	2:21.509

LAP 3 @ 17:07:51.316		
NO	BEHIND	LAP TIME

75		1:57.631
76	0.213	1:56.926
41	3.415	1:59.169
98	7.520	2:00.326
37	11.018	2:01.671
114	11.138	2:01.496
42	15.389	2:00.851
72	19.096	2:00.767

45	24.282	2:04.342
77	25.903	2:07.896
174	26.503	2:04.172
28	27.985	2:04.136
108	36.867	2:04.085
33	37.786	2:03.890
303	46.209	2:09.725
192	48.350	2:10.816
16	49.378	2:10.109
5	52.726	2:10.738
90	53.415	2:12.858
188	56.374	2:20.166
14	1:03.868	2:17.968

LAP 4 @ 17:09:48.011		
NO	BEHIND	LAP TIME

76		1:56.482
75	0.633	1:57.328
41	7.560	2:00.840
98	10.827	2:00.002
37	14.695	2:00.372
114	14.978	2:00.535
42	17.908	1:59.214
72	20.733	1:58.332
45	30.919	2:03.332
174	33.591	2:03.783
28	34.882	2:03.592
77	36.807	2:07.599
108	41.187	2:01.015
33	41.569	2:00.478
303	56.833	2:07.319
16	58.837	2:06.154
192	59.184	2:07.529
5	1:00.623	2:04.592
90	1:07.123	2:10.403
188	1:18.981	2:19.302
14	1:22.717	2:15.544

LAP 5 @ 17:11:43.976		
NO	BEHIND	LAP TIME

76		1:55.965
75	0.684	1:56.016
98	12.515	1:57.653
41	13.714	2:02.119
114	18.254	1:59.241
37	19.084	2:00.354
42	19.790	1:57.847
72	21.590	1:56.822
45	38.123	2:03.169
28	39.290	2:00.373
174	40.713	2:03.087
108	45.756	2:00.534
33	46.148	2:00.544
77	49.540	2:08.698
16	1:06.275	2:03.403
303	1:07.241	2:06.373
5	1:08.679	2:04.021
192	1:10.318	2:07.099
90	1:22.768	2:11.610
188	1:40.815	2:17.799
14	1:43.031	2:16.279

LAP 6 @ 17:13:39.267		
NO	BEHIND	LAP TIME

76		1:55.291
75	0.763	1:55.370
98	16.161	1:58.937
41	20.847	2:02.424
42	20.965	1:56.466
72	21.619	1:55.320
114	21.971	1:59.008
37	38.017	2:14.224
45	46.309	2:03.477
28	46.757	2:02.758
174	47.379	2:01.957
33	48.540	1:57.683
108	51.911	2:01.446
77	1:04.302	2:10.053
303	1:14.850	2:02.900
16	1:15.032	2:04.048
5	1:16.866	2:03.478
192	1:24.992	2:09.965
90	1:38.588	2:11.111
14	2:06.088	2:18.348
188	2:07.310	2:21.786

Weather / Track : Cloudy / Dry

Results can be found at www.tsl-timing.com

Donington Park GP
Circuit Length = 2.4873 miles
Start: 17:01 Flag 17:13 End: 17:15

Printed - 17:17 Saturday, 09 April 2016

BMCR - MRO Championships 2016 - Rnd 2 @ Donington Park GP

Thunderbike Extreme

RACE 12 - SECTOR ANALYSIS

SECTOR 1 = FL to I1, SECTOR 2 = I1 to FL, DIFF = Difference To Personal Best Lap

P1 76		Jason BYARD		Suzuki - May Construction		
IDEAL LAP TIME : 1:55.111		BEST LAP TIME : 1:55.291		DIFFERENCE : 0.180		
LAP	SECTOR 1	SECTOR 2	LAP TIME	MPH	DIFF	TIME OF DAY
1 -		1:01.302	2:02.974	72.81	7.683	17:03:56.261
2 -	58.030	1:00.312	1:58.342	75.66	3.051	17:05:54.603
3 -	57.248	59.678	1:56.926	76.58	1.635	17:07:51.529
4 -	57.897	58.585	1:56.482 (3)	76.87	1.191	17:09:48.011
5 -	56.634	59.331	1:55.965 (2)	77.21	0.674	17:11:43.976
6 -	56.526	58.765	1:55.291 (1)	77.66		17:13:39.267

P2 75		Paul NEWMAN		Honda - Leeway building services		
IDEAL LAP TIME : 1:55.370		BEST LAP TIME : 1:55.370		DIFFERENCE : 0.000		
LAP	SECTOR 1	SECTOR 2	LAP TIME	MPH	DIFF	TIME OF DAY
1 -		1:00.213	2:00.955	74.03	5.585	17:03:54.242
2 -	58.692	1:00.751	1:59.443	74.96	4.073	17:05:53.685
3 -	57.668	59.963	1:57.631	76.12	2.261	17:07:51.316
4 -	57.769	59.559	1:57.328 (3)	76.31	1.958	17:09:48.644
5 -	56.774	59.242	1:56.016 (2)	77.18	0.646	17:11:44.660
6 -	56.426	58.944	1:55.370 (1)	77.61		17:13:40.030

P3 98 R		Thomas KIY		Kawasaki - myself		
IDEAL LAP TIME : 1:57.653		BEST LAP TIME : 1:57.653		DIFFERENCE : 0.000		
LAP	SECTOR 1	SECTOR 2	LAP TIME	MPH	DIFF	TIME OF DAY
1 -		1:01.061	2:05.039	71.61	7.386	17:03:58.326
2 -	59.577	1:00.607	2:00.184	74.50	2.531	17:05:58.510
3 -	58.415	1:01.911	2:00.326	74.41	2.673	17:07:58.836
4 -	59.055	1:00.947	2:00.002 (3)	74.61	2.349	17:09:58.838
5 -	58.107	59.546	1:57.653 (1)	76.10		17:11:56.491
6 -	58.447	1:00.490	1:58.937 (2)	75.28	1.284	17:13:55.428

P4 41		David ABRAHAM		Aprilia - Cambridge Motorcycles		
IDEAL LAP TIME : 1:58.249		BEST LAP TIME : 1:58.645		DIFFERENCE : 0.396		
LAP	SECTOR 1	SECTOR 2	LAP TIME	MPH	DIFF	TIME OF DAY
1 -		1:01.642	2:03.630	72.42	4.985	17:03:56.917
2 -	57.701	1:00.944	1:58.645 (1)	75.47		17:05:55.562
3 -	57.305	1:01.864	1:59.169 (2)	75.14	0.524	17:07:54.731
4 -	59.168	1:01.672	2:00.840 (3)	74.10	2.195	17:09:55.571
5 -	59.741	1:02.378	2:02.119	73.32	3.474	17:11:57.690
6 -	1:00.173	1:02.251	2:02.424	73.14	3.779	17:14:00.114

P5 42		Alan WOOD		Suzuki - www.alanwoodracing.co.uk		
IDEAL LAP TIME : 1:56.466		BEST LAP TIME : 1:56.466		DIFFERENCE : 0.000		
LAP	SECTOR 1	SECTOR 2	LAP TIME	MPH	DIFF	TIME OF DAY
1 -		1:02.858	2:09.800	68.98	13.334	17:04:03.087
2 -	1:01.521	1:01.246	2:02.767	72.93	6.301	17:06:05.854
3 -	1:00.862	59.989	2:00.851	74.09	4.385	17:08:06.705
4 -	59.298	59.916	1:59.214 (3)	75.11	2.748	17:10:05.919
5 -	59.103	58.744	1:57.847 (2)	75.98	1.381	17:12:03.766
6 -	57.903	58.563	1:56.466 (1)	76.88		17:14:00.232

P6 72		Jonathan KINGSTON		Yamaha -		
IDEAL LAP TIME : 1:55.320		BEST LAP TIME : 1:55.320		DIFFERENCE : 0.000		
LAP	SECTOR 1	SECTOR 2	LAP TIME	MPH	DIFF	TIME OF DAY
1 -		1:03.780	2:15.461	66.10	20.141	17:04:08.748
2 -	59.458	1:01.439	2:00.897	74.06	5.577	17:06:09.645
3 -	1:00.474	1:00.293	2:00.767	74.14	5.447	17:08:10.412
4 -	59.280	59.052	1:58.332 (3)	75.67	3.012	17:10:08.744
5 -	58.640	58.182	1:56.822 (2)	76.65	1.502	17:12:05.566

Weather / Track : Cloudy / Dry

Donington Park GP
Circuit Length = 2.4873 miles
Start: 17:01 Flag 17:13 End: 17:15

BMCRC - MRO Championships 2016 - Rnd 2 @ Donington Park GP

Thunderbike Extreme

RACE 12 - SECTOR ANALYSIS

SECTOR 1 = FL to I1, SECTOR 2 = I1 to FL, DIFF = Difference To Personal Best Lap

6 - 57.400

57.920

1:55.320 (1) 77.64

17:14:00.886

P7 114		Ricky MARTIN		Suzuki - S.s.s		
IDEAL LAP TIME : 1:58.871		BEST LAP TIME : 1:59.008		DIFFERENCE : 0.137		
LAP	SECTOR 1	SECTOR 2	LAP TIME	MPH	DIFF	TIME OF DAY
1 -		1:00.448	2:06.247	70.92	7.239	17:03:59.534
2 -	59.079	1:02.345	2:01.424	73.74	2.416	17:06:00.958
3 -	59.714	1:01.782	2:01.496	73.70	2.488	17:08:02.454
4 -	59.155	1:01.380	2:00.535 (3)	74.28	1.527	17:10:02.989
5 -	59.004	1:00.237	1:59.241 (2)	75.09	0.233	17:12:02.230
6 -	58.634	1:00.374	1:59.008 (1)	75.24		17:14:01.238

P8 37 R		Robert MARSH		Suzuki -		
IDEAL LAP TIME : 1:58.976		BEST LAP TIME : 2:00.150		DIFFERENCE : 1.174		
LAP	SECTOR 1	SECTOR 2	LAP TIME	MPH	DIFF	TIME OF DAY
1 -		1:01.391	2:07.226	70.38	7.076	17:04:00.513
2 -	57.585	1:02.565	2:00.150 (1)	74.52		17:06:00.663
3 -	59.425	1:02.246	2:01.671	73.59	1.521	17:08:02.334
4 -	58.562	1:01.810	2:00.372 (3)	74.38	0.222	17:10:02.706
5 -	58.847	1:01.507	2:00.354 (2)	74.40	0.204	17:12:03.060
6 -	59.467	1:14.757	2:14.224	66.71	14.074	17:14:17.284

P9 45		Paul BRYANT		Honda - CVM		
IDEAL LAP TIME : 2:02.537		BEST LAP TIME : 2:03.169		DIFFERENCE : 0.632		
LAP	SECTOR 1	SECTOR 2	LAP TIME	MPH	DIFF	TIME OF DAY
1 -		1:03.739	2:12.799	67.42	9.630	17:04:06.086
2 -	1:03.544	1:01.626	2:05.170	71.53	2.001	17:06:11.256
3 -	1:00.978	1:03.364	2:04.342	72.01	1.173	17:08:15.598
4 -	1:01.115	1:02.217	2:03.332 (2)	72.60	0.163	17:10:18.930
5 -	1:01.381	1:01.788	2:03.169 (1)	72.70		17:12:22.099
6 -	1:00.911	1:02.566	2:03.477 (3)	72.51	0.308	17:14:25.576

P10 28 R		Dan NEMATI		Yamaha - Wayne Johnson		
IDEAL LAP TIME : 2:00.373		BEST LAP TIME : 2:00.373		DIFFERENCE : 0.000		
LAP	SECTOR 1	SECTOR 2	LAP TIME	MPH	DIFF	TIME OF DAY
1 -		1:05.626	2:16.748	65.48	16.375	17:04:10.035
2 -	1:01.380	1:03.750	2:05.130	71.56	4.757	17:06:15.165
3 -	1:00.998	1:03.138	2:04.136	72.13	3.763	17:08:19.301
4 -	1:00.861	1:02.731	2:03.592 (3)	72.45	3.219	17:10:22.893
5 -	58.975	1:01.398	2:00.373 (1)	74.38		17:12:23.266
6 -	1:00.237	1:02.521	2:02.758 (2)	72.94	2.385	17:14:26.024

P11 174		Talan SKEELS-PIGGINS		Suzuki - McMillan Williams		
IDEAL LAP TIME : 2:01.957		BEST LAP TIME : 2:01.957		DIFFERENCE : 0.000		
LAP	SECTOR 1	SECTOR 2	LAP TIME	MPH	DIFF	TIME OF DAY
1 -		1:05.345	2:15.438	66.11	13.481	17:04:08.725
2 -	1:01.370	1:03.552	2:04.922	71.68	2.965	17:06:13.647
3 -	59.650	1:04.522	2:04.172	72.11	2.215	17:08:17.819
4 -	1:00.198	1:03.585	2:03.783 (3)	72.33	1.826	17:10:21.602
5 -	59.883	1:03.204	2:03.087 (2)	72.74	1.130	17:12:24.689
6 -	59.478	1:02.479	2:01.957 (1)	73.42		17:14:26.646

P12 33 R		Andrew COLLINS		Triumph - Clive wood triumph		
IDEAL LAP TIME : 1:57.683		BEST LAP TIME : 1:57.683		DIFFERENCE : 0.000		
LAP	SECTOR 1	SECTOR 2	LAP TIME	MPH	DIFF	TIME OF DAY
1 -		1:08.188	2:23.340	62.46	25.657	17:04:16.627
2 -	1:05.864	1:02.721	2:08.585	69.63	10.902	17:06:25.212
3 -	1:00.668	1:03.222	2:03.890	72.27	6.207	17:08:29.102

Weather / Track : Cloudy / Dry

Donington Park GP

Circuit Length = 2.4873 miles

Start: 17:01 Flag 17:13 End: 17:15

BMCRC - MRO Championships 2016 - Rnd 2 @ Donington Park GP

Thunderbike Extreme

RACE 12 - SECTOR ANALYSIS

SECTOR 1 = FL to I1, SECTOR 2 = I1 to FL, DIFF = Difference To Personal Best Lap

4 -	59.949	1:00.529	2:00.478 (2)	74.32	2.795	17:10:29.580
5 -	1:00.001	1:00.543	2:00.544 (3)	74.28	2.861	17:12:30.124
6 -	58.684	58.999	1:57.683 (1)	76.08		17:14:27.807

P13 108	Jason BREWSTER		Suzuki -			
IDEAL LAP TIME : 1:59.533		BEST LAP TIME : 2:00.534	DIFFERENCE : 1.001			
LAP	SECTOR 1	SECTOR 2	LAP TIME	MPH	DIFF	TIME OF DAY
1 -		1:08.154	2:22.912	62.65	22.378	17:04:16.199
2 -	1:04.864	1:03.035	2:07.899	70.01	7.365	17:06:24.098
3 -	1:00.605	1:03.480	2:04.085	72.16	3.551	17:08:28.183
4 -	59.982	1:01.033	2:01.015 (2)	73.99	0.481	17:10:29.198
5 -	59.784	1:00.750	2:00.534 (1)	74.28		17:12:29.732
6 -	58.783	1:02.663	2:01.446 (3)	73.73	0.912	17:14:31.178

P14 77	David MAY		Suzuki - BBs and taggracing			
IDEAL LAP TIME : 2:06.078		BEST LAP TIME : 2:07.155	DIFFERENCE : 1.077			
LAP	SECTOR 1	SECTOR 2	LAP TIME	MPH	DIFF	TIME OF DAY
1 -		1:03.353	2:08.881	69.47	1.726	17:04:02.168
2 -	1:03.776	1:03.379	2:07.155 (1)	70.42		17:06:09.323
3 -	1:02.725	1:05.171	2:07.896 (3)	70.01	0.741	17:08:17.219
4 -	1:03.424	1:04.175	2:07.599 (2)	70.17	0.444	17:10:24.818
5 -	1:04.503	1:04.195	2:08.698	69.57	1.543	17:12:33.516
6 -	1:04.477	1:05.576	2:10.053	68.85	2.898	17:14:43.569

P15 303 R	Adam NORTON		Honda -			
IDEAL LAP TIME : 2:02.900		BEST LAP TIME : 2:02.900	DIFFERENCE : 0.000			
LAP	SECTOR 1	SECTOR 2	LAP TIME	MPH	DIFF	TIME OF DAY
1 -		1:08.149	2:22.654	62.77	19.754	17:04:15.941
2 -	1:04.726	1:07.133	2:11.859	67.90	8.959	17:06:27.800
3 -	1:03.765	1:05.960	2:09.725	69.02	6.825	17:08:37.525
4 -	1:02.776	1:04.543	2:07.319 (3)	70.33	4.419	17:10:44.844
5 -	1:01.794	1:04.579	2:06.373 (2)	70.85	3.473	17:12:51.217
6 -	1:00.737	1:02.163	2:02.900 (1)	72.85		17:14:54.117

P16 16	Matthew WREN		Kawasaki - Broken Matt			
IDEAL LAP TIME : 2:02.905		BEST LAP TIME : 2:03.403	DIFFERENCE : 0.498			
LAP	SECTOR 1	SECTOR 2	LAP TIME	MPH	DIFF	TIME OF DAY
1 -		1:09.745	2:25.304	61.62	21.901	17:04:18.591
2 -	1:05.713	1:06.281	2:11.994	67.83	8.591	17:06:30.585
3 -	1:03.563	1:06.546	2:10.109	68.82	6.706	17:08:40.694
4 -	1:02.319	1:03.835	2:06.154 (3)	70.98	2.751	17:10:46.848
5 -	1:01.193	1:02.210	2:03.403 (1)	72.56		17:12:50.251
6 -	1:02.336	1:01.712	2:04.048 (2)	72.18	0.645	17:14:54.299

P17 5	Nick BISHOP		Suzuki - Rtl trailers			
IDEAL LAP TIME :		BEST LAP TIME : 2:03.478	DIFFERENCE :			
LAP	SECTOR 1	SECTOR 2	LAP TIME	MPH	DIFF	TIME OF DAY
1 -			2:29.060	60.07	25.582	17:04:22.347
2 -			2:10.957	68.37	7.479	17:06:33.304
3 -			2:10.738	68.49	7.260	17:08:44.042
4 -			2:04.592 (3)	71.87	1.114	17:10:48.634
5 -			2:04.021 (2)	72.20	0.543	17:12:52.655
6 -			2:03.478 (1)	72.51		17:14:56.133

P18 192 R	Benjamin ROWSWELL		Suzuki - DRM. Isehurst.			
IDEAL LAP TIME : 2:06.363		BEST LAP TIME : 2:07.099	DIFFERENCE : 0.736			
LAP	SECTOR 1	SECTOR 2	LAP TIME	MPH	DIFF	TIME OF DAY
1 -		1:08.552	2:23.376	62.45	16.277	17:04:16.663

Weather / Track : Cloudy / Dry

Donington Park GP
Circuit Length = 2.4873 miles
Start: 17:01 Flag 17:13 End: 17:15

BMCRC - MRO Championships 2016 - Rnd 2 @ Donington Park GP

Thunderbike Extreme

RACE 12 - SECTOR ANALYSIS

SECTOR 1 = FL to I1, SECTOR 2 = I1 to FL, DIFF = Difference To Personal Best Lap

2 -	1:05.599	1:06.588	2:12.187	67.74	5.088	17:06:28.850
3 -	1:04.595	1:06.221	2:10.816	68.45	3.717	17:08:39.666
4 -	1:02.267	1:05.262	2:07.529 (2)	70.21	0.430	17:10:47.195
5 -	1:02.618	1:04.481	2:07.099 (1)	70.45		17:12:54.294
6 -	1:01.882	1:08.083	2:09.965 (3)	68.89	2.866	17:15:04.259

P19 90	Peter THORNE		Yamaha - Aspire Classic Restorations			
IDEAL LAP TIME : 2:10.403	BEST LAP TIME : 2:10.403		DIFFERENCE : 0.000			
LAP	SECTOR 1	SECTOR 2	LAP TIME	MPH	DIFF	TIME OF DAY
1 -		1:08.867	2:22.144	62.99	11.741	17:04:15.431
2 -	1:06.285	1:10.157	2:16.442	65.62	6.039	17:06:31.873
3 -	1:04.595	1:08.263	2:12.858	67.39	2.455	17:08:44.731
4 -	1:03.351	1:07.052	2:10.403 (1)	68.66		17:10:55.134
5 -	1:03.872	1:07.738	2:11.610 (3)	68.03	1.207	17:13:06.744
6 -	1:03.464	1:07.647	2:11.111 (2)	68.29	0.708	17:15:17.855

P20 14	David SPENCER		Suzuki -			
IDEAL LAP TIME : 2:15.252	BEST LAP TIME : 2:15.544		DIFFERENCE : 0.292			
LAP	SECTOR 1	SECTOR 2	LAP TIME	MPH	DIFF	TIME OF DAY
1 -		1:10.108	2:22.420	62.87	6.876	17:04:15.707
2 -	1:12.462	1:09.047	2:21.509	63.27	5.965	17:06:37.216
3 -	1:08.304	1:09.664	2:17.968 (3)	64.90	2.424	17:08:55.184
4 -	1:07.272	1:08.272	2:15.544 (1)	66.06		17:11:10.728
5 -	1:08.299	1:07.980	2:16.279 (2)	65.70	0.735	17:13:27.007
6 -	1:08.991	1:09.357	2:18.348	64.72	2.804	17:15:45.355

P21 188	Barry MANTELL		Kawasaki -			
IDEAL LAP TIME : 2:14.253	BEST LAP TIME : 2:17.118		DIFFERENCE : 2.865			
LAP	SECTOR 1	SECTOR 2	LAP TIME	MPH	DIFF	TIME OF DAY
1 -		1:08.423	2:17.119 (2)	65.30	0.001	17:04:10.406
2 -	1:05.830	1:11.288	2:17.118 (1)	65.30		17:06:27.524
3 -	1:07.787	1:12.379	2:20.166	63.88	3.048	17:08:47.690
4 -	1:07.936	1:11.366	2:19.302	64.28	2.184	17:11:06.992
5 -	1:08.043	1:09.756	2:17.799 (3)	64.98	0.681	17:13:24.791
6 -	1:08.665	1:13.121	2:21.786	63.15	4.668	17:15:46.577

P22 55	Michael COPLEY		Suzuki - Jayne copley			
IDEAL LAP TIME : 2:04.351	BEST LAP TIME : 2:05.194		DIFFERENCE : 0.843			
LAP	SECTOR 1	SECTOR 2	LAP TIME	MPH	DIFF	TIME OF DAY
1 -		1:02.808	2:11.497 (2)	68.09	6.303	17:04:04.784
2 -	1:01.543	1:03.651	2:05.194 (1)	71.52		17:06:09.978

P23 139	Antony COPLEY		Yamaha -			
IDEAL LAP TIME : 1:56.154	BEST LAP TIME : 2:01.994		DIFFERENCE : 5.840			
LAP	SECTOR 1	SECTOR 2	LAP TIME	MPH	DIFF	TIME OF DAY
1 -		59.250	2:01.994 (1)	73.40		17:03:55.281

P24 36 R	Gavin HARRIS		Suzuki -			
IDEAL LAP TIME :	BEST LAP TIME : 2:30.020		DIFFERENCE :			
LAP	SECTOR 1	SECTOR 2	LAP TIME	MPH	DIFF	TIME OF DAY
1 -		1:14.545	2:30.020 (1)	59.68		17:04:23.307

P25 57	Ewan HAMILTON		Yamaha -			
IDEAL LAP TIME :	BEST LAP TIME :		DIFFERENCE :			
LAP	SECTOR 1	SECTOR 2	LAP TIME	MPH	DIFF	TIME OF DAY
1 -		IN PIT	2:34.569 P	57.93		17:04:27.856

Weather / Track : Cloudy / Dry

Donington Park GP
Circuit Length = 2.4873 miles
Start: 17:01 Flag 17:13 End: 17:15

BMCRC - MRO Championships 2016 - Rnd 2 @ Donington Park GP

Thunderbike Extreme

RACE 12 - BEST SECTORS

SECTOR 1			SECTOR 2			IDEAL / BEST COMPARISON						
POS	NO	NAME	TIME	NO	NAME	TIME	POS	NO	NAME	IDEAL	BEST	DIFF
									PERFECT LAP	1:54.346		
1	75	NEWMAN	56.426	72	KINGSTON	57.920	1	76	BYARD	1:55.111	1:55.291	0.180
2	76	BYARD	56.526	42	WOOD	58.563	2	72	KINGSTON	1:55.320	1:55.320	0.000
3	139	COPLEY	56.904	76	BYARD	58.585	3	75	NEWMAN	1:55.370	1:55.370	0.000
4	41	ABRAHAM	57.305	75	NEWMAN	58.944	4	139	COPLEY	1:56.154	2:01.994	5.840
5	72	KINGSTON	57.400	33	COLLINS	58.999	5	42	WOOD	1:56.466	1:56.466	0.000
6	37	MARSH	57.585	139	COPLEY	59.250	6	98	KIY	1:57.653	1:57.653	0.000
7	42	WOOD	57.903	98	KIY	59.546	7	33	COLLINS	1:57.683	1:57.683	0.000
8	98	KIY	58.107	114	MARTIN	1:00.237	8	41	ABRAHAM	1:58.249	1:58.645	0.396
9	114	MARTIN	58.634	108	BREWSTER	1:00.750	9	114	MARTIN	1:58.871	1:59.008	0.137
10	33	COLLINS	58.684	41	ABRAHAM	1:00.944	10	37	MARSH	1:58.976	2:00.150	1.174
11	108	BREWSTER	58.783	37	MARSH	1:01.391	11	108	BREWSTER	1:59.533	2:00.534	1.001
12	28	NEMATI	58.975	28	NEMATI	1:01.398	12	28	NEMATI	2:00.373	2:00.373	0.000
13	174	SKEELS-PIGGINS	59.478	45	BRYANT	1:01.626	13	174	SKEELS-PIGGINS	2:01.957	2:01.957	0.000
14	303	NORTON	1:00.737	16	WREN	1:01.712	14	45	BRYANT	2:02.537	2:03.169	0.632
15	45	BRYANT	1:00.911	303	NORTON	1:02.163	15	303	NORTON	2:02.900	2:02.900	0.000
16	16	WREN	1:01.193	174	SKEELS-PIGGINS	1:02.479	16	16	WREN	2:02.905	2:03.403	0.498
17	55	COPLEY	1:01.543	55	COPLEY	1:02.808	17	55	COPLEY	2:04.351	2:05.194	0.843
18	192	ROWSWELL	1:01.882	77	MAY	1:03.353	18	77	MAY	2:06.078	2:07.155	1.077
19	77	MAY	1:02.725	192	ROWSWELL	1:04.481	19	192	ROWSWELL	2:06.363	2:07.099	0.736
20	90	THORNE	1:03.351	90	THORNE	1:07.052	20	90	THORNE	2:10.403	2:10.403	0.000
21	188	MANTELL	1:05.830	14	SPENCER	1:07.980	21	188	MANTELL	2:14.253	2:17.118	2.865
22	14	SPENCER	1:07.272	188	MANTELL	1:08.423	22	14	SPENCER	2:15.252	2:15.544	0.292
23				36	HARRIS	1:14.545	23	36	HARRIS		2:30.020	
24							24	5	BISHOP		2:03.478	
25							25	57	HAMILTON			

Weather / Track : Cloudy / Dry

Results can be found at www.tsl-timing.com

Donington Park GP

Circuit Length = 2.4873 miles

Start: 17:01 Flag 17:13 End: 17:15

Printed - 17:17 Saturday, 09 April 2016

BMCRC - MRO Championships 2016 - Rnd 2 @ Donington Park GP



Thunderbike Extreme

RACE 12 - CLASSIFICATION

POS	NO	CL	PIC NAME	ENTRY	LAPS	TIME	GAP	DIFF	MPH	BEST	ON
1	76		1 Jason BYARD	Suzuki - May Construction	7	12:56.231			80.57	1:43.011	4
2	41		2 David ABRAHAM	Aprilia - Cambridge Motorcycles	7	13:11.554	15.323	15.323	79.01	1:44.966	5
3	98	R	1 Thomas KIY	Kawasaki - myself	7	13:34.545	38.314	22.991	76.78	1:47.586	5
4	37	R	2 Robert MARSH	Suzuki -	7	13:37.892	41.661	3.347	76.47	1:47.860	4
5	39		3 Rob WILLIAMS	Suzuki -	7	13:45.920	49.689	8.028	75.72	1:45.798	7
6	303	R	3 Adam NORTON	Honda -	7	13:52.140	55.909	6.220	75.16	1:47.640	7
7	28		4 Dan NEMATI	Yamaha - Wayne Johnson	7	13:54.322	58.091	2.182	74.96	1:49.174	6
8	14		5 David SPENCER	Suzuki -	7	13:55.089	58.858	0.767	74.89	1:49.188	7
9	139		6 Antony COPLEY	Yamaha -	7	13:55.809	59.578	0.720	74.83	1:50.036	7
10	45		7 Paul BRYANT	Honda - CVM	7	14:00.150	1:03.919	4.341	74.44	1:50.535	5
11	72		8 Jonathan KINGSTON	Yamaha -	7	14:02.674	1:06.443	2.524	74.22	1:50.543	5
12	188		9 Barry MANTELL	Kawasaki -	7	14:05.577	1:09.346	2.903	73.96	1:51.617	3
13	114		10 Ricky MARTIN	Suzuki - S.s.s	7	14:06.216	1:09.985	0.639	73.91	1:52.104	3
14	5		11 Nick BISHOP	Suzuki - Rtl trailers	7	14:11.644	1:15.413	5.428	73.44	1:49.650	7
15	16		12 Matthew WREN	Kawasaki - Broken Matt	7	14:12.730	1:16.499	1.086	73.34	1:50.209	7
16	192	R	4 Benjamin ROWSWELL	Suzuki - DRM. Isenhurst.	7	14:26.363	1:30.132	13.633	72.19	1:52.748	6
17	90		13 Peter THORNE	Yamaha - Aspire Classic Restorations	7	14:29.751	1:33.520	3.388	71.91	1:53.372	7
18	57		14 Ewan HAMILTON	Yamaha -	7	14:30.400	1:34.169	0.649	71.85	1:54.000	7
19	64		15 Mitchell BROOKES	Ducati - H4HRR.CO.UK	7	14:47.033	1:50.802	16.633	70.51	1:56.990	6

NOT CLASSIFIED

DNF	42		Alan WOOD	Suzuki - www.alanwoodracing.co.uk	2	4:20.011	5 Laps	5 Laps	68.35	1:44.023	2
DNF	75		Paul NEWMAN	Honda - Leeway building services	2	4:26.090	5 Laps	6.079	66.79	2:36.638	1
DNF	77		David MAY	Suzuki - BBs and taggracing	1	2:38.378	6 Laps	1 Lap	55.67	2:38.378	1
DNF	33	R	Andrew COLLINS	Triumph - Clive wood triumph	0						
DNF	174		Talan SKEELS-PIGGINS	Suzuki - McMillan Williams	0						
EX	55		Michael COPLEY	Suzuki - Jayne copley	0						

FASTEST LAP

76			Jason BYARD	Suzuki - May Construction	4	1:43.011		86.92 mph	139.89 kph
98	R		Thomas KIY	Kawasaki - myself	5	1:47.586		83.23 mph	133.94 kph

* BIKE #55 - EXCLUDED FROM RACE RESULTS, TECHNICAL INFRINGEMENT.

Class - 90% of Race Speed = 72.51 mph

Class R - 90% of Race Speed = 69.10 mph

Donington Park GP

Circuit Length = 2.4873 miles

Start: 14:16 Flag 14:29 End: 14:31

Weather / Track : Cloudy / Dry

These results are provisional until the conclusion of any judicial and technical matters.

Clerk Of Course :	Timekeeper :
-------------------	--------------

Results can be found at www.tsl-timing.com

Printed - 15:01 Sunday, 10 April 2016



BMCRC - MRO Championships 2016 - Rnd 2 @ Donington Park GP

Thunderbike Extreme

RACE 12 - LAP CHART

LAP 1 @ 14:19:17.983

NO	BEHIND	LAP TIME
76		2:34.574
42	1.414	2:35.988
75	2.064	2:36.638
41	2.601	2:37.175
77	3.804	2:38.378
98	5.812	2:40.386
37	8.089	2:42.663
188	10.610	2:45.184
114	10.974	2:45.548
72	11.458	2:46.032
45	12.241	2:46.815
139	13.268	2:47.842
28	13.601	2:48.175
39	15.502	2:50.076
14	16.910	2:51.484
16	17.458	2:52.032
303	18.060	2:52.634
192	18.898	2:53.472
55	19.271	2:53.845
57	19.747	2:54.321
90	20.000	2:54.574
5	20.303	2:54.877
64	21.591	2:56.165

LAP 2 @ 14:21:01.573

NO	BEHIND	LAP TIME
76		1:43.590
42	1.847	1:44.023
41	4.653	1:45.642
75	7.926	1:49.452 P
98	15.655	1:53.433
37	16.213	1:51.714
114	21.723	1:54.339
139	22.787	1:53.109
188	23.355	1:56.335
72	23.555	1:55.687
45	23.895	1:55.244
28	24.078	1:54.067
39	24.097	1:52.185
14	25.054	1:51.734
303	27.516	1:53.046
16	28.494	1:54.626
192	32.927	1:57.619
5	33.256	1:56.543
57	35.900	1:59.743
90	36.459	2:00.049
64	37.076	1:59.075
55	52.991	2:17.310

LAP 3 @ 14:22:44.684

NO	BEHIND	LAP TIME
76		1:43.111
41	7.915	1:46.373
98	21.159	1:48.615
37	22.075	1:48.973
114	30.716	1:52.104
139	31.224	1:51.548
72	31.412	1:50.968
188	31.861	1:51.617
28	31.938	1:50.971
45	32.083	1:51.299

Weather / Track : Cloudy / Dry

Results can be found at www.tsl-timing.com

39	32.449	1:51.463
14	33.344	1:51.401
303	34.067	1:49.662
16	38.524	1:53.141
5	41.793	1:51.648
192	46.780	1:56.964
57	48.475	1:55.686
90	49.448	1:56.100
64	52.869	1:58.904
55	1:09.771	1:59.891

LAP 4 @ 14:24:27.695

NO	BEHIND	LAP TIME
76		1:43.011
41	11.008	1:46.104
98	26.148	1:48.000
37	26.924	1:47.860
139	38.354	1:50.141
28	39.117	1:50.190
72	39.934	1:51.533
39	40.209	1:50.771
114	40.261	1:52.556
188	41.036	1:52.186
303	41.847	1:50.791
14	41.883	1:51.550
45	42.356	1:53.284
16	50.593	1:55.080
5	51.704	1:52.922
57	1:00.005	1:54.541
192	1:00.527	1:56.758
90	1:01.125	1:54.688
64	1:09.260	1:59.402
55	1:27.101	2:00.341

LAP 5 @ 14:26:11.071

NO	BEHIND	LAP TIME
76		1:43.376
41	12.598	1:44.966
98	30.358	1:47.586
37	32.519	1:48.971
39	45.558	1:48.725
28	46.600	1:50.859
139	46.821	1:51.843
72	47.101	1:50.543
303	48.346	1:49.875
14	48.618	1:50.111
188	49.325	1:51.665
45	49.515	1:50.535
114	50.059	1:53.174
16	1:00.858	1:53.641
5	1:01.451	1:53.123
57	1:10.788	1:54.159
192	1:12.489	1:55.338
90	1:12.611	1:54.862
64	1:24.359	1:58.475

LAP 6 @ 14:27:54.452

NO	BEHIND	LAP TIME
76		1:43.381
55	1 Lap	2:00.390
41	14.749	1:45.532
98	34.905	1:47.928
37	37.638	1:48.500

39	49.079	1:46.902
28	52.393	1:49.174
303	53.457	1:48.492
139	54.730	1:51.290
14	54.858	1:49.621
45	57.939	1:51.805
72	58.282	1:54.562
188	59.867	1:53.923
114	1:00.155	1:53.477
5	1:10.951	1:52.881
16	1:11.478	1:54.001
192	1:21.856	1:52.748
90	1:25.336	1:56.106
57	1:25.357	1:57.950
64	1:37.968	1:56.990

LAP 7 @ 14:29:39.640

NO	BEHIND	LAP TIME
76		1:45.188
41	15.323	1:45.762
55	1 Lap	2:01.326
98	38.314	1:48.597
37	41.661	1:49.211
39	49.689	1:45.798
303	55.909	1:47.640
28	58.091	1:50.886
14	58.858	1:49.188
139	59.578	1:50.036
45	1:03.919	1:51.168
72	1:06.443	1:53.349
188	1:09.346	1:54.667
114	1:09.985	1:55.018
5	1:15.413	1:49.650
16	1:16.499	1:50.209
192	1:30.132	1:53.464
90	1:33.520	1:53.372
57	1:34.169	1:54.000
64	1:50.802	1:58.022

Donington Park GP

Circuit Length = 2.4873 miles

Start: 14:16 Flag 14:29 End: 14:31

Printed - 14:32 Sunday, 10 April 2016

BMCRC - MRO Championships 2016 - Rnd 2 @ Donington Park GP

Thunderbike Extreme

RACE 12 - SECTOR ANALYSIS

SECTOR 1 = FL to I1, SECTOR 2 = I1 to FL, DIFF = Difference To Personal Best Lap

P1 76		Jason BYARD		Suzuki - May Construction		
IDEAL LAP TIME : 1:42.516		BEST LAP TIME : 1:43.011		DIFFERENCE : 0.495		
LAP	SECTOR 1	SECTOR 2	LAP TIME	MPH	DIFF	TIME OF DAY
1 -		52.644	2:34.574	57.92	51.563	14:19:17.983
2 -	51.222	52.368	1:43.590	86.44	0.579	14:21:01.573
3 -	50.879	52.232	1:43.111 (2)	86.84	0.100	14:22:44.684
4 -	50.284	52.727	1:43.011 (1)	86.92		14:24:27.695
5 -	50.868	52.508	1:43.376 (3)	86.62	0.365	14:26:11.071
6 -	51.062	52.319	1:43.381	86.61	0.370	14:27:54.452
7 -	51.094	54.094	1:45.188	85.12	2.177	14:29:39.640

P2 41		David ABRAHAM		Aprilia - Cambridge Motorcycles		
IDEAL LAP TIME : 1:44.736		BEST LAP TIME : 1:44.966		DIFFERENCE : 0.230		
LAP	SECTOR 1	SECTOR 2	LAP TIME	MPH	DIFF	TIME OF DAY
1 -		54.123	2:37.175	56.97	52.209	14:19:20.584
2 -	51.361	54.281	1:45.642 (3)	84.76	0.676	14:21:06.226
3 -	52.066	54.307	1:46.373	84.17	1.407	14:22:52.599
4 -	51.690	54.414	1:46.104	84.39	1.138	14:24:38.703
5 -	51.426	53.540	1:44.966 (1)	85.30		14:26:23.669
6 -	51.196	54.336	1:45.532 (2)	84.85	0.566	14:28:09.201
7 -	51.801	53.961	1:45.762	84.66	0.796	14:29:54.963

P3 98 R		Thomas KIY		Kawasaki - myself		
IDEAL LAP TIME : 1:47.060		BEST LAP TIME : 1:47.586		DIFFERENCE : 0.526		
LAP	SECTOR 1	SECTOR 2	LAP TIME	MPH	DIFF	TIME OF DAY
1 -		54.700	2:40.386	55.83	52.800	14:19:23.795
2 -	57.195	56.238	1:53.433	78.94	5.847	14:21:17.228
3 -	54.188	54.427	1:48.615	82.44	1.029	14:23:05.843
4 -	52.841	55.159	1:48.000 (3)	82.91	0.414	14:24:53.843
5 -	52.723	54.863	1:47.586 (1)	83.23		14:26:41.429
6 -	53.036	54.892	1:47.928 (2)	82.96	0.342	14:28:29.357
7 -	52.633	55.964	1:48.597	82.45	1.011	14:30:17.954

P4 37 R		Robert MARSH		Suzuki -		
IDEAL LAP TIME : 1:47.744		BEST LAP TIME : 1:47.860		DIFFERENCE : 0.116		
LAP	SECTOR 1	SECTOR 2	LAP TIME	MPH	DIFF	TIME OF DAY
1 -		56.114	2:42.663	55.04	54.803	14:19:26.072
2 -	55.857	55.857	1:51.714	80.15	3.854	14:21:17.786
3 -	53.275	55.698	1:48.973	82.17	1.113	14:23:06.759
4 -	52.143	55.717	1:47.860 (1)	83.01		14:24:54.619
5 -	53.293	55.678	1:48.971 (3)	82.17	1.111	14:26:43.590
6 -	52.899	55.601	1:48.500 (2)	82.52	0.640	14:28:32.090
7 -	53.220	55.991	1:49.211	81.99	1.351	14:30:21.301

P5 39		Rob WILLIAMS		Suzuki -		
IDEAL LAP TIME : 1:45.798		BEST LAP TIME : 1:45.798		DIFFERENCE : 0.000		
LAP	SECTOR 1	SECTOR 2	LAP TIME	MPH	DIFF	TIME OF DAY
1 -		58.420	2:50.076	52.64	1:04.278	14:19:33.485
2 -	54.380	57.805	1:52.185	79.81	6.387	14:21:25.670
3 -	55.067	56.396	1:51.463	80.33	5.665	14:23:17.133
4 -	54.761	56.010	1:50.771	80.83	4.973	14:25:07.904
5 -	53.405	55.320	1:48.725 (3)	82.35	2.927	14:26:56.629
6 -	52.650	54.252	1:46.902 (2)	83.76	1.104	14:28:43.531
7 -	52.437	53.361	1:45.798 (1)	84.63		14:30:29.329

P6 303 R		Adam NORTON		Honda -		
IDEAL LAP TIME : 1:47.640		BEST LAP TIME : 1:47.640		DIFFERENCE : 0.000		
LAP	SECTOR 1	SECTOR 2	LAP TIME	MPH	DIFF	TIME OF DAY
1 -						
2 -						
3 -						
4 -						
5 -						
6 -						
7 -						

Weather / Track : Cloudy / Dry

Donington Park GP
Circuit Length = 2.4873 miles
Start: 14:16 Flag 14:29 End: 14:31

BMCRC - MRO Championships 2016 - Rnd 2 @ Donington Park GP

Thunderbike Extreme

RACE 12 - SECTOR ANALYSIS

SECTOR 1 = FL to I1, SECTOR 2 = I1 to FL, DIFF = Difference To Personal Best Lap

1 -		1:02.640	2:52.634	51.86	1:04.994	14:19:36.043
2 -	56.583	56.463	1:53.046	79.21	5.406	14:21:29.089
3 -	53.150	56.512	1:49.662 (3)	81.65	2.022	14:23:18.751
4 -	53.382	57.409	1:50.791	80.82	3.151	14:25:09.542
5 -	53.270	56.605	1:49.875	81.49	2.235	14:26:59.417
6 -	52.960	55.532	1:48.492 (2)	82.53	0.852	14:28:47.909
7 -	52.815	54.825	1:47.640 (1)	83.18		14:30:35.549

P7 28 Dan NEMATİ		Yamaha - Wayne Johnson				
IDEAL LAP TIME : 1:49.174		BEST LAP TIME : 1:49.174		DIFFERENCE : 0.000		
LAP	SECTOR 1	SECTOR 2	LAP TIME	MPH	DIFF	TIME OF DAY
1 -		57.996	2:48.175	53.24	59.001	14:19:31.584
2 -	55.258	58.809	1:54.067	78.50	4.893	14:21:25.651
3 -	53.911	57.060	1:50.971	80.69	1.797	14:23:16.622
4 -	54.184	56.006	1:50.190 (2)	81.26	1.016	14:25:06.812
5 -	54.801	56.058	1:50.859 (3)	80.77	1.685	14:26:57.671
6 -	53.469	55.705	1:49.174 (1)	82.02		14:28:46.845
7 -	53.476	57.410	1:50.886	80.75	1.712	14:30:37.731

P8 14 David SPENCER		Suzuki -				
IDEAL LAP TIME : 1:48.637		BEST LAP TIME : 1:49.188		DIFFERENCE : 0.551		
LAP	SECTOR 1	SECTOR 2	LAP TIME	MPH	DIFF	TIME OF DAY
1 -		1:00.227	2:51.484	52.21	1:02.296	14:19:34.893
2 -	55.419	56.315	1:51.734	80.14	2.546	14:21:26.627
3 -	54.785	56.616	1:51.401	80.38	2.213	14:23:18.028
4 -	54.595	56.955	1:51.550	80.27	2.362	14:25:09.578
5 -	53.844	56.267	1:50.111 (3)	81.32	0.923	14:26:59.689
6 -	53.571	56.050	1:49.621 (2)	81.68	0.433	14:28:49.310
7 -	54.122	55.066	1:49.188 (1)	82.00		14:30:38.498

P9 139 Antony COPLEY		Yamaha -				
IDEAL LAP TIME : 1:49.868		BEST LAP TIME : 1:50.036		DIFFERENCE : 0.168		
LAP	SECTOR 1	SECTOR 2	LAP TIME	MPH	DIFF	TIME OF DAY
1 -		58.558	2:47.842	53.35	57.806	14:19:31.251
2 -	55.817	57.292	1:53.109	79.16	3.073	14:21:24.360
3 -	53.800	57.748	1:51.548	80.27	1.512	14:23:15.908
4 -	54.071	56.070	1:50.141 (2)	81.29	0.105	14:25:06.049
5 -	54.975	56.868	1:51.843	80.06	1.807	14:26:57.892
6 -	54.091	57.199	1:51.290 (3)	80.46	1.254	14:28:49.182
7 -	53.968	56.068	1:50.036 (1)	81.37		14:30:39.218

P10 45 Paul BRYANT		Honda - CVM				
IDEAL LAP TIME : 1:50.241		BEST LAP TIME : 1:50.535		DIFFERENCE : 0.294		
LAP	SECTOR 1	SECTOR 2	LAP TIME	MPH	DIFF	TIME OF DAY
1 -		57.108	2:46.815	53.67	56.280	14:19:30.224
2 -	56.226	59.018	1:55.244	77.69	4.709	14:21:25.468
3 -	54.975	56.324	1:51.299 (3)	80.45	0.764	14:23:16.767
4 -	54.860	58.424	1:53.284	79.04	2.749	14:25:10.051
5 -	54.490	56.045	1:50.535 (1)	81.01		14:27:00.586
6 -	54.329	57.476	1:51.805	80.08	1.270	14:28:52.391
7 -	55.256	55.912	1:51.168 (2)	80.54	0.633	14:30:43.559

P11 72 Jonathan KINGSTON		Yamaha -				
IDEAL LAP TIME : 1:50.167		BEST LAP TIME : 1:50.543		DIFFERENCE : 0.376		
LAP	SECTOR 1	SECTOR 2	LAP TIME	MPH	DIFF	TIME OF DAY
1 -		59.472	2:46.032	53.93	55.489	14:19:29.441
2 -	56.068	59.619	1:55.687	77.40	5.144	14:21:25.128
3 -	54.028	56.940	1:50.968 (2)	80.69	0.425	14:23:16.096
4 -	54.487	57.046	1:51.533 (3)	80.28	0.990	14:25:07.629

Weather / Track : Cloudy / Dry

Donington Park GP
Circuit Length = 2.4873 miles
Start: 14:16 Flag 14:29 End: 14:31

BMCRC - MRO Championships 2016 - Rnd 2 @ Donington Park GP

Thunderbike Extreme

RACE 12 - SECTOR ANALYSIS

SECTOR 1 = FL to I1, SECTOR 2 = I1 to FL, DIFF = Difference To Personal Best Lap

5 -	54.404	56.139	1:50.543 (1)	81.00		14:26:58.172
6 -	56.218	58.344	1:54.562	78.16	4.019	14:28:52.734
7 -	55.969	57.380	1:53.349	78.99	2.806	14:30:46.083

P12 188	Barry MANTELL		Kawasaki -			
IDEAL LAP TIME : 1:51.243		BEST LAP TIME : 1:51.617	DIFFERENCE : 0.374			
LAP	SECTOR 1	SECTOR 2	LAP TIME	MPH	DIFF	TIME OF DAY
1 -		57.746	2:45.184	54.20	53.567	14:19:28.593
2 -	55.861	1:00.474	1:56.335	76.97	4.718	14:21:24.928
3 -	53.789	57.828	1:51.617 (1)	80.22		14:23:16.545
4 -	54.610	57.576	1:52.186 (3)	79.81	0.569	14:25:08.731
5 -	54.211	57.454	1:51.665 (2)	80.19	0.048	14:27:00.396
6 -	54.640	59.283	1:53.923	78.60	2.306	14:28:54.319
7 -	55.194	59.473	1:54.667	78.09	3.050	14:30:48.986

P13 114	Ricky MARTIN		Suzuki - S.s.s			
IDEAL LAP TIME : 1:50.869		BEST LAP TIME : 1:52.104	DIFFERENCE : 1.235			
LAP	SECTOR 1	SECTOR 2	LAP TIME	MPH	DIFF	TIME OF DAY
1 -		56.639	2:45.548	54.08	53.444	14:19:28.957
2 -	56.299	58.040	1:54.339	78.31	2.235	14:21:23.296
3 -	54.230	57.874	1:52.104 (1)	79.87		14:23:15.400
4 -	54.540	58.016	1:52.556 (2)	79.55	0.452	14:25:07.956
5 -	54.689	58.485	1:53.174 (3)	79.12	1.070	14:27:01.130
6 -	54.322	59.155	1:53.477	78.90	1.373	14:28:54.607
7 -	55.582	59.436	1:55.018	77.85	2.914	14:30:49.625

P14 5	Nick BISHOP		Suzuki - Rtl trailers			
IDEAL LAP TIME : 1:49.650		BEST LAP TIME : 1:49.650	DIFFERENCE : 0.000			
LAP	SECTOR 1	SECTOR 2	LAP TIME	MPH	DIFF	TIME OF DAY
1 -		1:00.427	2:54.877	51.20	1:05.227	14:19:38.286
2 -	58.845	57.698	1:56.543	76.83	6.893	14:21:34.829
3 -	54.247	57.401	1:51.648 (2)	80.20	1.998	14:23:26.477
4 -	54.793	58.129	1:52.922	79.29	3.272	14:25:19.399
5 -	56.112	57.011	1:53.123	79.15	3.473	14:27:12.522
6 -	56.435	56.446	1:52.881 (3)	79.32	3.231	14:29:05.403
7 -	54.038	55.612	1:49.650 (1)	81.66		14:30:55.053

P15 16	Matthew WREN		Kawasaki - Broken Matt			
IDEAL LAP TIME : 1:50.209		BEST LAP TIME : 1:50.209	DIFFERENCE : 0.000			
LAP	SECTOR 1	SECTOR 2	LAP TIME	MPH	DIFF	TIME OF DAY
1 -		59.261	2:52.032	52.05	1:01.823	14:19:35.441
2 -	57.478	57.148	1:54.626	78.11	4.417	14:21:30.067
3 -	56.687	56.454	1:53.141 (2)	79.14	2.932	14:23:23.208
4 -	57.734	57.346	1:55.080	77.81	4.871	14:25:18.288
5 -	56.996	56.645	1:53.641 (3)	78.79	3.432	14:27:11.929
6 -	56.737	57.264	1:54.001	78.54	3.792	14:29:05.930
7 -	55.128	55.081	1:50.209 (1)	81.24		14:30:56.139

P16 192 R	Benjamin ROWSWELL		Suzuki - DRM. Isenhurst.			
IDEAL LAP TIME : 1:52.748		BEST LAP TIME : 1:52.748	DIFFERENCE : 0.000			
LAP	SECTOR 1	SECTOR 2	LAP TIME	MPH	DIFF	TIME OF DAY
1 -		1:02.673	2:53.472	51.61	1:00.724	14:19:36.881
2 -	58.026	59.593	1:57.619	76.13	4.871	14:21:34.500
3 -	56.622	1:00.342	1:56.964	76.55	4.216	14:23:31.464
4 -	56.531	1:00.227	1:56.758	76.69	4.010	14:25:28.222
5 -	55.549	59.789	1:55.338 (3)	77.63	2.590	14:27:23.560
6 -	54.627	58.121	1:52.748 (1)	79.42		14:29:16.308
7 -	55.189	58.275	1:53.464 (2)	78.91	0.716	14:31:09.772

Weather / Track : Cloudy / Dry

Donington Park GP
Circuit Length = 2.4873 miles
Start: 14:16 Flag 14:29 End: 14:31

BMCR - MRO Championships 2016 - Rnd 2 @ Donington Park GP

Thunderbike Extreme

RACE 12 - SECTOR ANALYSIS

SECTOR 1 = FL to I1, SECTOR 2 = I1 to FL, DIFF = Difference To Personal Best Lap

P17	90	Peter THORNE	Yamaha - Aspire Classic Restorations			
IDEAL LAP TIME : 1:53.075		BEST LAP TIME : 1:53.372	DIFFERENCE : 0.297			
LAP	SECTOR 1	SECTOR 2	LAP TIME	MPH	DIFF	TIME OF DAY
1 -		1:01.785	2:54.574	51.29	1:01.202	14:19:37.983
2 -	59.672	1:00.377	2:00.049	74.59	6.677	14:21:38.032
3 -	55.999	1:00.101	1:56.100	77.12	2.728	14:23:34.132
4 -	55.437	59.251	1:54.688 (2)	78.07	1.316	14:25:28.820
5 -	55.387	59.475	1:54.862 (3)	77.95	1.490	14:27:23.682
6 -	56.703	59.403	1:56.106	77.12	2.734	14:29:19.788
7 -	55.684	57.688	1:53.372 (1)	78.98		14:31:13.160
P18	57	Ewan HAMILTON	Yamaha -			
IDEAL LAP TIME : 1:53.366		BEST LAP TIME : 1:54.000	DIFFERENCE : 0.634			
LAP	SECTOR 1	SECTOR 2	LAP TIME	MPH	DIFF	TIME OF DAY
1 -		1:01.183	2:54.321	51.36	1:00.321	14:19:37.730
2 -	59.022	1:00.721	1:59.743	74.78	5.743	14:21:37.473
3 -	56.129	59.557	1:55.686	77.40	1.686	14:23:33.159
4 -	55.788	58.753	1:54.541 (3)	78.17	0.541	14:25:27.700
5 -	55.584	58.575	1:54.159 (2)	78.43	0.159	14:27:21.859
6 -	55.646	1:02.304	1:57.950	75.91	3.950	14:29:19.809
7 -	56.218	57.782	1:54.000 (1)	78.54		14:31:13.809
P19	64	Mitchell BROOKES	Ducati - H4HRR.CO.UK			
IDEAL LAP TIME : 1:56.777		BEST LAP TIME : 1:56.990	DIFFERENCE : 0.213			
LAP	SECTOR 1	SECTOR 2	LAP TIME	MPH	DIFF	TIME OF DAY
1 -		1:01.164	2:56.165	50.82	59.175	14:19:39.574
2 -	58.002	1:01.073	1:59.075	75.20	2.085	14:21:38.649
3 -	57.687	1:01.217	1:58.904	75.30	1.914	14:23:37.553
4 -	56.996	1:02.406	1:59.402	74.99	2.412	14:25:36.955
5 -	58.113	1:00.362	1:58.475 (3)	75.58	1.485	14:27:35.430
6 -	57.209	59.781	1:56.990 (1)	76.54		14:29:32.420
7 -	57.587	1:00.435	1:58.022 (2)	75.87	1.032	14:31:30.442
P20	55	Michael COPLEY	Suzuki - Jayne copley			
IDEAL LAP TIME : 1:58.908		BEST LAP TIME : 1:59.891	DIFFERENCE : 0.983			
LAP	SECTOR 1	SECTOR 2	LAP TIME	MPH	DIFF	TIME OF DAY
1 -		1:00.250	2:53.845	51.50	53.954	14:19:37.254
2 -	59.280	1:18.030	2:17.310	65.21	17.419	14:21:54.564
3 -	58.658	1:01.233	1:59.891 (1)	74.68		14:23:54.455
4 -	59.510	1:00.831	2:00.341 (2)	74.40	0.450	14:25:54.796
5 -	59.581	1:00.809	2:00.390 (3)	74.37	0.499	14:27:55.186
6 -	59.289	1:02.037	2:01.326	73.80	1.435	14:29:56.512
P21	42	Alan WOOD	Suzuki - www.alanwoodracing.co.uk			
IDEAL LAP TIME : 1:43.394		BEST LAP TIME : 1:44.023	DIFFERENCE : 0.629			
LAP	SECTOR 1	SECTOR 2	LAP TIME	MPH	DIFF	TIME OF DAY
1 -		52.644	2:35.988 (2)	57.40	51.965	14:19:19.397
2 -	51.033	52.990	1:44.023 (1)	86.08		14:21:03.420
P22	75	Paul NEWMAN	Honda - Leeway building services			
IDEAL LAP TIME : 1:45.107		BEST LAP TIME : 2:36.638	DIFFERENCE : 51.531			
LAP	SECTOR 1	SECTOR 2	LAP TIME	MPH	DIFF	TIME OF DAY
1 -		53.801	2:36.638 (1)	57.16		14:19:20.047
2 -	51.306	IN PIT	1:49.452 P	81.81		14:21:09.499

Weather / Track : Cloudy / Dry

Donington Park GP
Circuit Length = 2.4873 miles
Start: 14:16 Flag 14:29 End: 14:31

BMCRC - MRO Championships 2016 - Rnd 2 @ Donington Park GP

Thunderbike Extreme

RACE 12 - SECTOR ANALYSIS

SECTOR 1 = FL to I1, SECTOR 2 = I1 to FL, DIFF = Difference To Personal Best Lap

P23	77	David MAY	Suzuki - BBs and taggraceing			
IDEAL LAP TIME :		BEST LAP TIME : 2:38.378		DIFFERENCE :		
LAP	SECTOR 1	SECTOR 2	LAP TIME	MPH	DIFF	TIME OF DAY
1 -		53.245	2:38.378 (1)	56.53		14:19:21.787

BMCRC - MRO Championships 2016 - Rnd 2 @ Donington Park GP

Thunderbike Extreme

RACE 12 - BEST SECTORS

SECTOR 1			SECTOR 2			IDEAL / BEST COMPARISON						
POS	NO	NAME	TIME	NO	NAME	TIME	POS	NO	NAME	IDEAL	BEST	DIFF
									PERFECT LAP	1:42.516		
1	76	BYARD	50.284	76	BYARD	52.232	1	76	BYARD	1:42.516	1:43.011	0.495
2	42	WOOD	50.750	42	WOOD	52.644	2	42	WOOD	1:43.394	1:44.023	0.629
3	41	ABRAHAM	51.196	77	MAY	53.245	3	41	ABRAHAM	1:44.736	1:44.966	0.230
4	75	NEWMAN	51.306	39	WILLIAMS	53.361	4	75	NEWMAN	1:45.107	2:36.638	51.531
5	37	MARSH	52.143	41	ABRAHAM	53.540	5	39	WILLIAMS	1:45.798	1:45.798	0.000
6	39	WILLIAMS	52.437	75	NEWMAN	53.801	6	98	KIY	1:47.060	1:47.586	0.526
7	98	KIY	52.633	98	KIY	54.427	7	303	NORTON	1:47.640	1:47.640	0.000
8	303	NORTON	52.815	303	NORTON	54.825	8	37	MARSH	1:47.744	1:47.860	0.116
9	28	NEMATI	53.469	14	SPENCER	55.066	9	14	SPENCER	1:48.637	1:49.188	0.551
10	14	SPENCER	53.571	16	WREN	55.081	10	28	NEMATI	1:49.174	1:49.174	0.000
11	188	MANTELL	53.789	37	MARSH	55.601	11	5	BISHOP	1:49.650	1:49.650	0.000
12	139	COPLEY	53.800	5	BISHOP	55.612	12	139	COPLEY	1:49.868	1:50.036	0.168
13	72	KINGSTON	54.028	28	NEMATI	55.705	13	72	KINGSTON	1:50.167	1:50.543	0.376
14	5	BISHOP	54.038	45	BRYANT	55.912	14	16	WREN	1:50.209	1:50.209	0.000
15	114	MARTIN	54.230	139	COPLEY	56.068	15	45	BRYANT	1:50.241	1:50.535	0.294
16	45	BRYANT	54.329	72	KINGSTON	56.139	16	114	MARTIN	1:50.869	1:52.104	1.235
17	192	ROWSWELL	54.627	114	MARTIN	56.639	17	188	MANTELL	1:51.243	1:51.617	0.374
18	16	WREN	55.128	188	MANTELL	57.454	18	192	ROWSWELL	1:52.748	1:52.748	0.000
19	90	THORNE	55.387	90	THORNE	57.688	19	90	THORNE	1:53.075	1:53.372	0.297
20	57	HAMILTON	55.584	57	HAMILTON	57.782	20	57	HAMILTON	1:53.366	1:54.000	0.634
21	64	BROOKES	56.996	192	ROWSWELL	58.121	21	64	BROOKES	1:56.777	1:56.990	0.213
22	55	COPLEY	58.658	64	BROOKES	59.781	22	55	COPLEY	1:58.908	1:59.891	0.983
23				55	COPLEY	1:00.250	23	77	MAY		2:38.378	
24												
25												

Weather / Track : Cloudy / Dry

Results can be found at www.tsl-timing.com

Donington Park GP
 Circuit Length = 2.4873 miles
 Start: 14:16 Flag 14:29 End: 14:31

Printed - 14:32 Sunday, 10 April 2016

BMCRC - MRO Championships 2016 - Rnd 2 @ Donington Park GP



Thunderbike Extreme

RACE 24 - CLASSIFICATION

POS	NO	CL	PIC NAME	ENTRY	LAPS	TIME	GAP	DIFF	MPH	BEST	ON
1	76		1 Jason BYARD	Suzuki - May Construction	6	10:32.892			84.67	1:44.800	2
2	41		2 David ABRAHAM	Aprilia - Cambridge Motorcycles	6	10:43.425	10.533	10.533	83.28	1:46.202	5
3	98	R	1 Thomas KIY	Kawasaki - myself	6	10:57.116	24.224	13.691	81.55	1:46.729	6
4	39		3 Rob WILLIAMS	Suzuki -	6	10:57.247	24.355	0.131	81.53	1:46.643	6
5	188		4 Barry MANTELL	Kawasaki -	6	11:00.186	27.294	2.939	81.17	1:47.540	5
6	72		5 Jonathan KINGSTON	Yamaha -	6	11:10.938	38.046	10.752	79.87	1:50.320	6
7	303	R	2 Adam NORTON	Honda -	6	11:12.510	39.618	1.572	79.68	1:48.733	6
8	28		6 Dan NEMATI	Yamaha - Wayne Johnson	6	11:14.639	41.747	2.129	79.43	1:50.011	6
9	45		7 Paul BRYANT	Honda - CVM	6	11:15.171	42.279	0.532	79.37	1:50.341	6
10	5		8 Nick BISHOP	Suzuki - Rfj trailers	6	11:16.015	43.123	0.844	79.27	1:50.423	5
11	33	R	3 Andrew COLLINS	Triumph - Clive wood triumph	6	11:27.210	54.318	11.195	77.98	1:50.300	5
12	114		9 Ricky MARTIN	Suzuki - S.s.s	6	11:31.959	59.067	4.749	77.44	1:53.002	6
13	192	R	4 Benjamin ROWSWELL	Suzuki - DRM. Isenhurst.	6	11:33.917	1:01.025	1.958	77.22	1:52.332	5
14	16		10 Matthew WREN	Kawasaki - Broken Matt	6	11:33.967	1:01.075	0.050	77.22	1:51.771	5
15	64		11 Mitchell BROOKES	Ducati - H4HRR.CO.UK	6	12:03.066	1:30.174	29.099	74.11	1:57.064	6
16	55		12 Michael COPLEY	Suzuki - Jayne copley	6	12:08.329	1:35.437	5.263	73.57	1:59.058	2

NOT CLASSIFIED

DNF	14		David SPENCER	Suzuki -	2	3:47.330	4 Laps	4 Laps	78.17	1:50.709	2
DNF	37	R	Robert MARSH	Suzuki -	1	2:18.188	5 Laps	1 Lap	63.81	2:18.188	1
DNF	139		Antony COPLEY	Yamaha -	0						

FASTEST LAP

	76		Jason BYARD	Suzuki - May Construction	2	1:44.800			85.44 mph	137.50 kph	
	98	R	Thomas KIY	Kawasaki - myself	6	1:46.729			83.89 mph	135.02 kph	

Class - 90% of Race Speed = 76.20 mph
 Class R - 90% of Race Speed = 73.39 mph

Donington Park GP
 Circuit Length = 2.4873 miles
 Start: 18:21 Flag 18:32 End: 18:34

Weather / Track : Cloudy / Dry

These results are provisional until the conclusion of any judicial and technical matters.

Clerk Of Course :	Timekeeper :
-------------------	--------------

Results can be found at www.tsl-timing.com

Printed - 18:34 Sunday, 10 April 2016



BMCRC - MRO Championships 2016 - Rnd 2 @ Donington Park GP

Thunderbike Extreme

RACE 24 - LAP CHART

LAP 1 @ 18:23:20.461

NO	BEHIND	LAP TIME
76		1:45.713
41	3.000	1:48.713
98	6.068	1:51.781
39	8.514	1:54.227
72	8.874	1:54.587
303	10.355	1:56.068
188	10.580	1:56.293
14	10.908	1:56.621
28	11.703	1:57.416
45	12.387	1:58.100
16	13.923	1:59.636
5	14.744	2:00.457
114	15.880	2:01.593
192	16.448	2:02.161
55	18.352	2:04.065
33	18.751	2:04.464
64	21.244	2:06.957
37	32.475	2:18.188

LAP 2 @ 18:25:05.261

NO	BEHIND	LAP TIME
76		1:44.800
41	5.458	1:47.258
98	10.581	1:49.313
188	15.385	1:49.605
39	15.992	1:52.278
72	16.357	1:52.283
14	16.817	1:50.709
303	17.938	1:52.383
28	18.778	1:51.875
45	18.972	1:51.385
5	22.198	1:52.254
16	23.694	1:54.571
114	24.380	1:53.300
192	27.121	1:55.473
33	28.674	1:54.723
55	32.610	1:59.058
64	35.681	1:59.237

LAP 3 @ 18:26:50.425

NO	BEHIND	LAP TIME
76		1:45.164
41	7.156	1:46.862
98	14.208	1:48.791
39	19.228	1:48.400
188	19.747	1:49.526
72	22.758	1:51.565
303	25.198	1:52.424
28	25.620	1:52.006
45	25.640	1:51.832
5	28.322	1:51.288
16	33.544	1:55.014
114	34.965	1:55.749
33	35.318	1:51.808
192	38.011	1:56.054
55	49.815	2:02.369
64	52.617	2:02.100

LAP 4 @ 18:28:36.329

NO	BEHIND	LAP TIME
76		1:45.904
41	8.440	1:47.188
98	19.730	1:51.426
39	20.914	1:47.590
188	22.877	1:49.034
72	27.955	1:51.101
28	31.524	1:51.808
303	31.769	1:52.475
45	31.906	1:52.170
5	33.151	1:50.733
33	42.488	1:53.074
114	44.256	1:55.195
16	44.997	1:57.357
192	46.654	1:54.547
64	1:06.859	2:00.146
55	1:07.251	2:03.340

LAP 5 @ 18:30:21.873

NO	BEHIND	LAP TIME
76		1:45.544
41	9.098	1:46.202
98	23.262	1:49.076
39	23.479	1:48.109
188	24.873	1:47.540
72	33.493	1:51.082
303	36.652	1:50.427
28	37.503	1:51.523
45	37.705	1:51.343
5	38.030	1:50.423
33	47.244	1:50.300
16	51.224	1:51.771
114	51.832	1:53.120
192	53.442	1:52.332
64	1:18.877	1:57.562
55	1:20.862	1:59.155

LAP 6 @ 18:32:07.640

NO	BEHIND	LAP TIME
76		1:45.767
41	10.533	1:47.202
98	24.224	1:46.729
39	24.355	1:46.643
188	27.294	1:48.188
72	38.046	1:50.320
303	39.618	1:48.733
28	41.747	1:50.011
45	42.279	1:50.341
5	43.123	1:50.860
33	54.318	1:52.841
114	59.067	1:53.002
192	1:01.025	1:53.350
16	1:01.075	1:55.618
64	1:30.174	1:57.064
55	1:35.437	2:00.342

Weather / Track : Cloudy / Dry

Results can be found at www.tsl-timing.com

Donington Park GP
Circuit Length = 2.4873 miles
Start: 18:21 Flag 18:32 End: 18:34

Printed - 18:35 Sunday, 10 April 2016

BMCRC - MRO Championships 2016 - Rnd 2 @ Donington Park GP

Thunderbike Extreme

RACE 24 - SECTOR ANALYSIS

SECTOR 1 = FL to I1, SECTOR 2 = I1 to FL, DIFF = Difference To Personal Best Lap

P1 76		Jason BYARD		Suzuki - May Construction		
IDEAL LAP TIME : 1:43.935		BEST LAP TIME : 1:44.800		DIFFERENCE : 0.865		
LAP	SECTOR 1	SECTOR 2	LAP TIME	MPH	DIFF	TIME OF DAY
1 -		52.291	1:45.713	84.70	0.913	18:23:20.461
2 -	51.644	53.156	1:44.800 (1)	85.44		18:25:05.261
3 -	52.017	53.147	1:45.164 (2)	85.14	0.364	18:26:50.425
4 -	52.552	53.352	1:45.904	84.55	1.104	18:28:36.329
5 -	52.159	53.385	1:45.544 (3)	84.84	0.744	18:30:21.873
6 -	51.717	54.050	1:45.767	84.66	0.967	18:32:07.640

P2 41		David ABRAHAM		Aprilia - Cambridge Motorcycles		
IDEAL LAP TIME : 1:46.202		BEST LAP TIME : 1:46.202		DIFFERENCE : 0.000		
LAP	SECTOR 1	SECTOR 2	LAP TIME	MPH	DIFF	TIME OF DAY
1 -		54.274	1:48.713	82.36	2.511	18:23:23.461
2 -	52.549	54.709	1:47.258	83.48	1.056	18:25:10.719
3 -	52.683	54.179	1:46.862 (2)	83.79	0.660	18:26:57.581
4 -	52.426	54.762	1:47.188 (3)	83.53	0.986	18:28:44.769
5 -	52.080	54.122	1:46.202 (1)	84.31		18:30:30.971
6 -	52.250	54.952	1:47.202	83.52	1.000	18:32:18.173

P3 98 R		Thomas KIY		Kawasaki - myself		
IDEAL LAP TIME : 1:46.729		BEST LAP TIME : 1:46.729		DIFFERENCE : 0.000		
LAP	SECTOR 1	SECTOR 2	LAP TIME	MPH	DIFF	TIME OF DAY
1 -		55.697	1:51.781	80.10	5.052	18:23:26.529
2 -	53.318	55.995	1:49.313	81.91	2.584	18:25:15.842
3 -	53.458	55.333	1:48.791 (2)	82.30	2.062	18:27:04.633
4 -	54.822	56.604	1:51.426	80.36	4.697	18:28:56.059
5 -	53.963	55.113	1:49.076 (3)	82.09	2.347	18:30:45.135
6 -	52.423	54.306	1:46.729 (1)	83.89		18:32:31.864

P4 39		Rob WILLIAMS		Suzuki -		
IDEAL LAP TIME : 1:46.643		BEST LAP TIME : 1:46.643		DIFFERENCE : 0.000		
LAP	SECTOR 1	SECTOR 2	LAP TIME	MPH	DIFF	TIME OF DAY
1 -		56.503	1:54.227	78.39	7.584	18:23:28.975
2 -	54.644	57.634	1:52.278	79.75	5.635	18:25:21.253
3 -	53.399	55.001	1:48.400	82.60	1.757	18:27:09.653
4 -	53.109	54.481	1:47.590 (2)	83.22	0.947	18:28:57.243
5 -	53.178	54.931	1:48.109 (3)	82.82	1.466	18:30:45.352
6 -	52.845	53.798	1:46.643 (1)	83.96		18:32:31.995

P5 188		Barry MANTELL		Kawasaki -		
IDEAL LAP TIME : 1:47.298		BEST LAP TIME : 1:47.540		DIFFERENCE : 0.242		
LAP	SECTOR 1	SECTOR 2	LAP TIME	MPH	DIFF	TIME OF DAY
1 -		56.462	1:56.293	76.99	8.753	18:23:31.041
2 -	53.323	56.282	1:49.605	81.69	2.065	18:25:20.646
3 -	53.233	56.293	1:49.526	81.75	1.986	18:27:10.172
4 -	53.244	55.790	1:49.034 (3)	82.12	1.494	18:28:59.206
5 -	52.442	55.098	1:47.540 (1)	83.26		18:30:46.746
6 -	52.200	55.988	1:48.188 (2)	82.76	0.648	18:32:34.934

P6 72		Jonathan KINGSTON		Yamaha -		
IDEAL LAP TIME : 1:50.320		BEST LAP TIME : 1:50.320		DIFFERENCE : 0.000		
LAP	SECTOR 1	SECTOR 2	LAP TIME	MPH	DIFF	TIME OF DAY
1 -		56.338	1:54.587	78.14	4.267	18:23:29.335
2 -	54.953	57.330	1:52.283	79.74	1.963	18:25:21.618
3 -	55.482	56.083	1:51.565	80.26	1.245	18:27:13.183
4 -	54.773	56.328	1:51.101 (3)	80.59	0.781	18:29:04.284
5 -	54.738	56.344	1:51.082 (2)	80.61	0.762	18:30:55.366

Weather / Track : Cloudy / Dry

Donington Park GP
 Circuit Length = 2.4873 miles
 Start: 18:21 Flag 18:32 End: 18:34

BMCRC - MRO Championships 2016 - Rnd 2 @ Donington Park GP

Thunderbike Extreme

RACE 24 - SECTOR ANALYSIS

SECTOR 1 = FL to I1, SECTOR 2 = I1 to FL, DIFF = Difference To Personal Best Lap

6 - **54.518** **55.802** **1:50.320 (1)** **81.16** **18:32:45.686**

P7 303 R Adam NORTON		Honda -				
IDEAL LAP TIME : 1:48.733		BEST LAP TIME : 1:48.733		DIFFERENCE : 0.000		
LAP	SECTOR 1	SECTOR 2	LAP TIME	MPH	DIFF	TIME OF DAY
1 -		56.768	1:56.068	77.14	7.335	18:23:30.816
2 -	54.473	57.910	1:52.383 (3)	79.67	3.650	18:25:23.199
3 -	55.083	57.341	1:52.424	79.64	3.691	18:27:15.623
4 -	54.862	57.613	1:52.475	79.61	3.742	18:29:08.098
5 -	54.671	55.756	1:50.427 (2)	81.08	1.694	18:30:58.525
6 -	53.226	55.507	1:48.733 (1)	82.35		18:32:47.258

P8 28 Dan NEMATI		Yamaha - Wayne Johnson				
IDEAL LAP TIME : 1:50.011		BEST LAP TIME : 1:50.011		DIFFERENCE : 0.000		
LAP	SECTOR 1	SECTOR 2	LAP TIME	MPH	DIFF	TIME OF DAY
1 -		57.028	1:57.416	76.26	7.405	18:23:32.164
2 -	54.589	57.286	1:51.875	80.03	1.864	18:25:24.039
3 -	54.906	57.100	1:52.006	79.94	1.995	18:27:16.045
4 -	54.812	56.996	1:51.808 (3)	80.08	1.797	18:29:07.853
5 -	54.573	56.950	1:51.523 (2)	80.29	1.512	18:30:59.376
6 -	54.064	55.947	1:50.011 (1)	81.39		18:32:49.387

P9 45 Paul BRYANT		Honda - CVM				
IDEAL LAP TIME : 1:50.329		BEST LAP TIME : 1:50.341		DIFFERENCE : 0.012		
LAP	SECTOR 1	SECTOR 2	LAP TIME	MPH	DIFF	TIME OF DAY
1 -		57.265	1:58.100	75.82	7.759	18:23:32.848
2 -	54.954	56.431	1:51.385 (3)	80.39	1.044	18:25:24.233
3 -	55.397	56.435	1:51.832	80.07	1.491	18:27:16.065
4 -	55.258	56.912	1:52.170	79.82	1.829	18:29:08.235
5 -	55.224	56.119	1:51.343 (2)	80.42	1.002	18:30:59.578
6 -	54.966	55.375	1:50.341 (1)	81.15		18:32:49.919

P10 5 Nick BISHOP		Suzuki - Rlj trailers				
IDEAL LAP TIME : 1:50.199		BEST LAP TIME : 1:50.423		DIFFERENCE : 0.224		
LAP	SECTOR 1	SECTOR 2	LAP TIME	MPH	DIFF	TIME OF DAY
1 -		58.193	2:00.457	74.33	10.034	18:23:35.205
2 -	55.826	56.428	1:52.254	79.76	1.831	18:25:27.459
3 -	54.388	56.900	1:51.288	80.46	0.865	18:27:18.747
4 -	54.922	55.811	1:50.733 (2)	80.86	0.310	18:29:09.480
5 -	54.528	55.895	1:50.423 (1)	81.09		18:30:59.903
6 -	55.043	55.817	1:50.860 (3)	80.77	0.437	18:32:50.763

P11 33 R Andrew COLLINS		Triumph - Clive wood triumph				
IDEAL LAP TIME : 1:49.918		BEST LAP TIME : 1:50.300		DIFFERENCE : 0.382		
LAP	SECTOR 1	SECTOR 2	LAP TIME	MPH	DIFF	TIME OF DAY
1 -		59.733	2:04.464	71.94	14.164	18:23:39.212
2 -	58.264	56.459	1:54.723	78.05	4.423	18:25:33.935
3 -	55.568	56.240	1:51.808 (2)	80.08	1.508	18:27:25.743
4 -	56.755	56.319	1:53.074	79.19	2.774	18:29:18.817
5 -	54.999	55.301	1:50.300 (1)	81.18		18:31:09.117
6 -	54.617	58.224	1:52.841 (3)	79.35	2.541	18:33:01.958

P12 114 Ricky MARTIN		Suzuki - S.s.s				
IDEAL LAP TIME : 1:52.503		BEST LAP TIME : 1:53.002		DIFFERENCE : 0.499		
LAP	SECTOR 1	SECTOR 2	LAP TIME	MPH	DIFF	TIME OF DAY
1 -		59.302	2:01.593	73.64	8.591	18:23:36.341
2 -	55.675	57.625	1:53.300 (3)	79.03	0.298	18:25:29.641
3 -	56.862	58.887	1:55.749	77.36	2.747	18:27:25.390

Weather / Track : Cloudy / Dry

Donington Park GP
Circuit Length = 2.4873 miles
Start: 18:21 Flag 18:32 End: 18:34

BMCRC - MRO Championships 2016 - Rnd 2 @ Donington Park GP

Thunderbike Extreme

RACE 24 - SECTOR ANALYSIS

SECTOR 1 = FL to I1, SECTOR 2 = I1 to FL, DIFF = Difference To Personal Best Lap

4 -	57.926	57.269	1:55.195	77.73	2.193	18:29:20.585
5 -	55.318	57.802	1:53.120 (2)	79.15	0.118	18:31:13.705
6 -	55.817	57.185	1:53.002 (1)	79.24		18:33:06.707

P13 192 R Benjamin ROWSWELL	Suzuki - DRM. Isenhurst.					
IDEAL LAP TIME : 1:52.332	BEST LAP TIME : 1:52.332	DIFFERENCE : 0.000				
LAP	SECTOR 1	SECTOR 2	LAP TIME	MPH	DIFF	TIME OF DAY
1 -		1:00.804	2:02.161	73.30	9.829	18:23:36.909
2 -	56.229	59.244	1:55.473	77.54	3.141	18:25:32.382
3 -	56.150	59.904	1:56.054	77.15	3.722	18:27:28.436
4 -	55.642	58.905	1:54.547 (3)	78.17	2.215	18:29:22.983
5 -	54.565	57.767	1:52.332 (1)	79.71		18:31:15.315
6 -	55.304	58.046	1:53.350 (2)	78.99	1.018	18:33:08.665

P14 16 Matthew WREN	Kawasaki - Broken Matt					
IDEAL LAP TIME : 1:51.771	BEST LAP TIME : 1:51.771	DIFFERENCE : 0.000				
LAP	SECTOR 1	SECTOR 2	LAP TIME	MPH	DIFF	TIME OF DAY
1 -		57.759	1:59.636	74.84	7.865	18:23:34.384
2 -	56.867	57.704	1:54.571 (2)	78.15	2.800	18:25:28.955
3 -	57.184	57.830	1:55.014 (3)	77.85	3.243	18:27:23.969
4 -	59.442	57.915	1:57.357	76.30	5.586	18:29:21.326
5 -	55.325	56.446	1:51.771 (1)	80.11		18:31:13.097
6 -	57.908	57.710	1:55.618	77.44	3.847	18:33:08.715

P15 64 Mitchell BROOKES	Ducati - H4HRR.CO.UK					
IDEAL LAP TIME : 1:56.963	BEST LAP TIME : 1:57.064	DIFFERENCE : 0.101				
LAP	SECTOR 1	SECTOR 2	LAP TIME	MPH	DIFF	TIME OF DAY
1 -		1:02.691	2:06.957	70.53	9.893	18:23:41.705
2 -	58.167	1:01.070	1:59.237 (3)	75.09	2.173	18:25:40.942
3 -	58.669	1:03.431	2:02.100	73.33	5.036	18:27:43.042
4 -	58.003	1:02.143	2:00.146	74.52	3.082	18:29:43.188
5 -	57.342	1:00.220	1:57.562 (2)	76.16	0.498	18:31:40.750
6 -	56.743	1:00.321	1:57.064 (1)	76.49		18:33:37.814

P16 55 Michael COPLEY	Suzuki - Jayne copley					
IDEAL LAP TIME : 1:58.774	BEST LAP TIME : 1:59.058	DIFFERENCE : 0.284				
LAP	SECTOR 1	SECTOR 2	LAP TIME	MPH	DIFF	TIME OF DAY
1 -		1:00.142	2:04.065	72.17	5.007	18:23:38.813
2 -	58.676	1:00.382	1:59.058 (1)	75.21		18:25:37.871
3 -	1:00.863	1:01.506	2:02.369	73.17	3.311	18:27:40.240
4 -	1:00.330	1:03.010	2:03.340	72.59	4.282	18:29:43.580
5 -	58.632	1:00.523	1:59.155 (2)	75.14	0.097	18:31:42.735
6 -	58.945	1:01.397	2:00.342 (3)	74.40	1.284	18:33:43.077

P17 14 David SPENCER	Suzuki -					
IDEAL LAP TIME : 1:50.709	BEST LAP TIME : 1:50.709	DIFFERENCE : 0.000				
LAP	SECTOR 1	SECTOR 2	LAP TIME	MPH	DIFF	TIME OF DAY
1 -		56.955	1:56.621 (2)	76.78	5.912	18:23:31.369
2 -	54.261	56.448	1:50.709 (1)	80.88		18:25:22.078

P18 37 R Robert MARSH	Suzuki -					
IDEAL LAP TIME :	BEST LAP TIME : 2:18.188	DIFFERENCE :				
LAP	SECTOR 1	SECTOR 2	LAP TIME	MPH	DIFF	TIME OF DAY
1 -		1:07.880	2:18.188 (1)	64.79		18:23:52.936

BMCRC - MRO Championships 2016 - Rnd 2 @ Donington Park GP

Thunderbike Extreme

RACE 24 - BEST SECTORS

SECTOR 1			SECTOR 2			IDEAL / BEST COMPARISON						
POS	NO	NAME	TIME	NO	NAME	TIME	POS	NO	NAME	IDEAL	BEST	DIFF
									PERFECT LAP	1:43.935		
1	76	BYARD	51.644	76	BYARD	52.291	1	76	BYARD	1:43.935	1:44.800	0.865
2	41	ABRAHAM	52.080	39	WILLIAMS	53.798	2	41	ABRAHAM	1:46.202	1:46.202	0.000
3	188	MANTELL	52.200	41	ABRAHAM	54.122	3	39	WILLIAMS	1:46.643	1:46.643	0.000
4	98	KIY	52.423	98	KIY	54.306	4	98	KIY	1:46.729	1:46.729	0.000
5	39	WILLIAMS	52.845	188	MANTELL	55.098	5	188	MANTELL	1:47.298	1:47.540	0.242
6	303	NORTON	53.226	33	COLLINS	55.301	6	303	NORTON	1:48.733	1:48.733	0.000
7	28	NEMATI	54.064	45	BRYANT	55.375	7	33	COLLINS	1:49.918	1:50.300	0.382
8	14	SPENCER	54.261	303	NORTON	55.507	8	28	NEMATI	1:50.011	1:50.011	0.000
9	5	BISHOP	54.388	72	KINGSTON	55.802	9	5	BISHOP	1:50.199	1:50.423	0.224
10	72	KINGSTON	54.518	5	BISHOP	55.811	10	72	KINGSTON	1:50.320	1:50.320	0.000
11	192	ROWSWELL	54.565	28	NEMATI	55.947	11	45	BRYANT	1:50.329	1:50.341	0.012
12	33	COLLINS	54.617	16	WREN	56.446	12	14	SPENCER	1:50.709	1:50.709	0.000
13	45	BRYANT	54.954	14	SPENCER	56.448	13	16	WREN	1:51.771	1:51.771	0.000
14	114	MARTIN	55.318	114	MARTIN	57.185	14	192	ROWSWELL	1:52.332	1:52.332	0.000
15	16	WREN	55.325	192	ROWSWELL	57.767	15	114	MARTIN	1:52.503	1:53.002	0.499
16	64	BROOKES	56.743	55	COPELY	1:00.142	16	64	BROOKES	1:56.963	1:57.064	0.101
17	55	COPELY	58.632	64	BROOKES	1:00.220	17	55	COPELY	1:58.774	1:59.058	0.284
18				37	MARSH	1:07.880	18	37	MARSH		2:18.188	
19												

Weather / Track : Cloudy / Dry

Results can be found at www.tsl-timing.com

Donington Park GP
Circuit Length = 2.4873 miles
Start: 18:21 Flag 18:32 End: 18:34

Printed - 18:34 Sunday, 10 April 2016



Thunderbike Sport

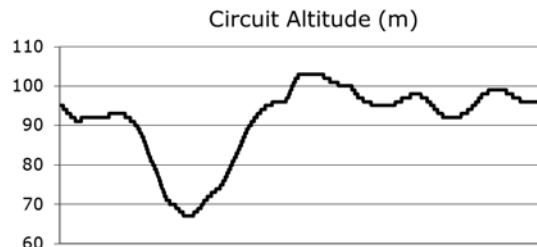
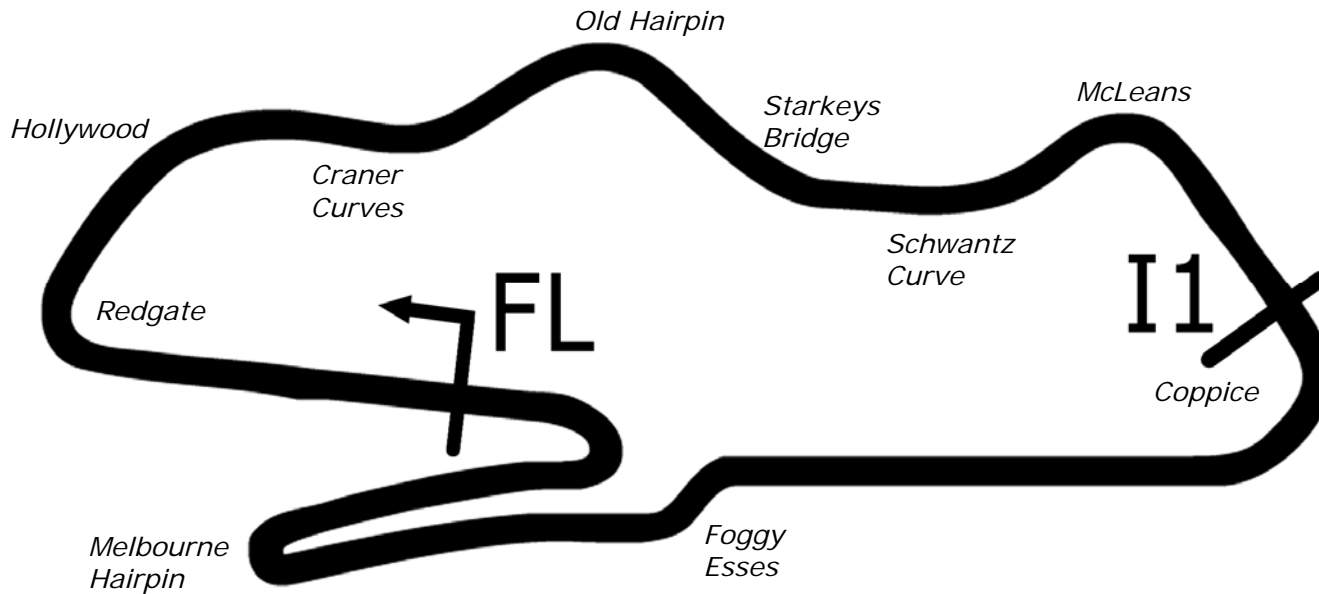
Donington Park GP

9th & 10th April 2016



Results Provided by Timing Solutions Ltd
www.tsl-timing.com

Donington Park GP



Length	1.9790 miles	3185.0 m	
FL		52.82971 N	1.37867 W
I1	2096m	52.82978 N	1.36508 W
Pit Entry	3100m	52.82951 N	1.37832 W
Pit Exit	229m after FL	52.82996 N	1.38205 W
Pit Entry–Pit Exit 287m, 17.2s @60kph, 12.9s @80kph			

All results available at www.tsl-timing.com

BMCRC - MRO Championships 2016 - Rnd 2 @ Donington Park GP

Thunderbike Sport & Rookie Minitwins(Odds)

QUALIFYING - SECTOR ANALYSIS

SECTOR 1 = FL to I1, SECTOR 2 = I1 to FL, DIFF = Difference To Personal Best Lap

P1 61		Oliver FOOKS		Aprilia - Surrey Engineering Plant Services Ltd			
IDEAL LAP TIME : 2:00.619		BEST LAP TIME : 2:00.619		DIFFERENCE : 0.000			
LAP	SECTOR 1	SECTOR 2	LAP TIME	MPH	DIFF	TIME OF DAY	
1 -	1:05.363	1:11.261	2:16.624	65.54	16.005	09:06:28.309	
2 -	1:05.648	1:05.108	2:10.756	68.48	10.137	09:08:39.065	
3 -	1:00.266	1:02.732	2:02.998 (3)	72.80	2.379	09:10:42.063	
4 -	59.047	1:01.572	2:00.619 (1)	74.23		09:12:42.682	
5 -	59.229	1:03.326	2:02.555 (2)	73.06	1.936	09:14:45.237	

P2 43		Colin WALKEY		Kawasaki - ELP Racing			
IDEAL LAP TIME : 2:01.646		BEST LAP TIME : 2:02.572		DIFFERENCE : 0.926			
LAP	SECTOR 1	SECTOR 2	LAP TIME	MPH	DIFF	TIME OF DAY	
1 -	1:05.294	1:03.948	2:09.242 (3)	69.28	6.670	09:08:00.178	
2 -	1:00.024	1:02.548	2:02.572 (1)	73.05		09:10:02.750	
3 -	1:05.714	1:01.622	2:07.336 (2)	70.32	4.764	09:12:10.086	

P3 54		Adam JAMISON		Suzuki - AJ Racing			
IDEAL LAP TIME : 2:04.781		BEST LAP TIME : 2:04.781		DIFFERENCE : 0.000			
LAP	SECTOR 1	SECTOR 2	LAP TIME	MPH	DIFF	TIME OF DAY	
1 -	1:06.439	1:06.157	2:12.596	67.53	7.815	09:06:24.593	
2 -	1:04.809	1:05.680	2:10.489 (3)	68.62	5.708	09:08:35.082	
3 -	1:04.671	1:03.876	2:08.547 (2)	69.65	3.766	09:10:43.629	
4 -	1:01.731	1:03.050	2:04.781 (1)	71.76		09:12:48.410	
5 -	1:03.564	IN PIT	2:08.867 P	69.48	4.086	09:14:57.277	

P4 12		Jake POVAH		Suzuki - www.78plate.com			
IDEAL LAP TIME : 2:05.402		BEST LAP TIME : 2:05.402		DIFFERENCE : 0.000			
LAP	SECTOR 1	SECTOR 2	LAP TIME	MPH	DIFF	TIME OF DAY	
1 -	1:11.000	1:10.928	2:21.928	63.09	16.526	09:07:41.037	
2 -	1:06.346	1:07.909	2:14.255 (3)	66.69	8.853	09:09:55.292	
3 -	1:06.105	1:05.401	2:11.506 (2)	68.09	6.104	09:12:06.798	
4 -	1:01.948	1:03.454	2:05.402 (1)	71.40		09:14:12.200	

P5 13		Rob TAYLOR		Suzuki -			
IDEAL LAP TIME : 2:07.759		BEST LAP TIME : 2:07.759		DIFFERENCE : 0.000			
LAP	SECTOR 1	SECTOR 2	LAP TIME	MPH	DIFF	TIME OF DAY	
1 -	1:17.506	1:14.844	2:32.350	58.77	24.591	09:08:37.702	
2 -	1:12.231	1:09.456	2:21.687 (3)	63.19	13.928	09:10:59.389	
3 -	1:04.466	1:06.037	2:10.503 (2)	68.61	2.744	09:13:09.892	
4 -	1:03.475	1:04.284	2:07.759 (1)	70.08		09:15:17.651	

P6 17 RMT		Ieva BAUBLYTE		Suzuki - 1st Moto Solutions			
IDEAL LAP TIME : 2:08.267		BEST LAP TIME : 2:09.250		DIFFERENCE : 0.983			
LAP	SECTOR 1	SECTOR 2	LAP TIME	MPH	DIFF	TIME OF DAY	
1 -	1:10.860	1:11.626	2:22.486	62.84	13.236	09:08:13.157	
2 -	1:04.081	1:05.169	2:09.250 (1)	69.28		09:10:22.407	
3 -	1:05.981	1:05.872	2:11.853 (3)	67.91	2.603	09:12:34.260	
4 -	1:03.098	1:06.805	2:09.903 (2)	68.93	0.653	09:14:44.163	

P7 911 RMT		Kaine SHERIFF		Suzuki -			
IDEAL LAP TIME : 2:09.662		BEST LAP TIME : 2:09.662		DIFFERENCE : 0.000			
LAP	SECTOR 1	SECTOR 2	LAP TIME	MPH	DIFF	TIME OF DAY	
1 -	1:09.457	1:10.166	2:19.623	64.13	9.961	09:06:44.946	
2 -	1:04.834	1:07.410	2:12.244	67.71	2.582	09:08:57.190	
3 -	1:03.417	1:06.245	2:09.662 (1)	69.05		09:11:06.852	
4 -	1:04.301	1:06.863	2:11.164 (3)	68.26	1.502	09:13:18.016	
5 -	1:03.955	1:06.819	2:10.774 (2)	68.47	1.112	09:15:28.790	

Donington Park GP
Circuit Length = 2.4873 miles
Start: 09:04 Flag 09:13 End: 09:15

Weather / Track : Cloudy / Damp

BMCRC - MRO Championships 2016 - Rnd 2 @ Donington Park GP

Thunderbike Sport & Rookie Minitwins(Odds)

QUALIFYING - SECTOR ANALYSIS

SECTOR 1 = FL to I1, SECTOR 2 = I1 to FL, DIFF = Difference To Personal Best Lap

P8 186	Paul WITHERINGTON		Suzuki - P&R plumbing			
IDEAL LAP TIME : 2:10.949	BEST LAP TIME : 2:11.333		DIFFERENCE : 0.384			
LAP	SECTOR 1	SECTOR 2	LAP TIME	MPH	DIFF	TIME OF DAY
1 -	1:16.500	1:10.923	2:27.423	60.73	16.090	09:08:05.611
2 -	1:07.493	1:08.543	2:16.036 (3)	65.82	4.703	09:10:21.647
3 -	1:05.542	1:06.968	2:12.510 (2)	67.57	1.177	09:12:34.157
4 -	1:03.981	1:07.352	2:11.333 (1)	68.18		09:14:45.490

P9 444	Mark WILLIAMS		Suzuki - F.C.L MOTORCYCLES			
IDEAL LAP TIME : 2:10.153	BEST LAP TIME : 2:11.340		DIFFERENCE : 1.187			
LAP	SECTOR 1	SECTOR 2	LAP TIME	MPH	DIFF	TIME OF DAY
1 -	1:11.332	1:08.159	2:19.491 (3)	64.19	8.151	09:08:38.136
2 -	1:12.623	1:09.040	2:21.663	63.20	10.323	09:10:59.799
3 -	1:05.105	1:06.235	2:11.340 (1)	68.17		09:13:11.139
4 -	1:06.557	1:05.048	2:11.605 (2)	68.04	0.265	09:15:22.744

P10 158	Steve COSTIN		Suzuki - AUTO REVIVE, SAKURA, LKY7SPORTS			
IDEAL LAP TIME : 2:11.803	BEST LAP TIME : 2:11.803		DIFFERENCE : 0.000			
LAP	SECTOR 1	SECTOR 2	LAP TIME	MPH	DIFF	TIME OF DAY
1 -	1:14.897	1:16.613	2:31.510	59.10	19.707	09:07:15.097
2 -	1:09.290	1:09.264	2:18.554 (3)	64.62	6.751	09:09:33.651
3 -	1:07.330	1:07.874	2:15.204 (2)	66.22	3.401	09:11:48.855
4 -	1:04.502	1:07.301	2:11.803 (1)	67.93		09:14:00.658

P11 47	Mark TROWELL		Yamaha -			
IDEAL LAP TIME : 2:11.641	BEST LAP TIME : 2:11.864		DIFFERENCE : 0.223			
LAP	SECTOR 1	SECTOR 2	LAP TIME	MPH	DIFF	TIME OF DAY
1 -	1:13.372	1:10.299	2:23.671	62.32	11.807	09:08:17.887
2 -	1:07.971	1:07.134	2:15.105 (3)	66.27	3.241	09:10:32.992
3 -	1:04.507	1:07.357	2:11.864 (1)	67.90		09:12:44.856
4 -	1:05.936	1:07.305	2:13.241 (2)	67.20	1.377	09:14:58.097

P12 199	Lloyd COLLINS		Suzuki - Warren Drives			
IDEAL LAP TIME : 2:12.330	BEST LAP TIME : 2:12.330		DIFFERENCE : 0.000			
LAP	SECTOR 1	SECTOR 2	LAP TIME	MPH	DIFF	TIME OF DAY
1 -	1:12.875	1:13.963	2:26.838	60.98	14.508	09:07:16.494
2 -	1:12.674	1:09.085	2:21.759 (3)	63.16	9.429	09:09:38.253
3 -	1:07.030	1:10.806	2:17.836 (2)	64.96	5.506	09:11:56.089
4 -	1:05.220	1:07.110	2:12.330 (1)	67.66		09:14:08.419

P13 49 RMT	George COPEMAN		Suzuki -			
IDEAL LAP TIME : 2:12.549	BEST LAP TIME : 2:12.549		DIFFERENCE : 0.000			
LAP	SECTOR 1	SECTOR 2	LAP TIME	MPH	DIFF	TIME OF DAY
1 -	1:08.455	1:09.254	2:17.709	65.02	5.160	09:06:30.971
2 -	1:08.080	1:07.851	2:15.931	65.87	3.382	09:08:46.902
3 -	1:06.018	1:09.165	2:15.183 (3)	66.23	2.634	09:11:02.085
4 -	1:05.116	1:08.261	2:13.377 (2)	67.13	0.828	09:13:15.462
5 -	1:05.019	1:07.530	2:12.549 (1)	67.55		09:15:28.011

P14 94 R	Andrew APPLEBY		Yamaha -			
IDEAL LAP TIME : 2:12.599	BEST LAP TIME : 2:12.599		DIFFERENCE : 0.000			
LAP	SECTOR 1	SECTOR 2	LAP TIME	MPH	DIFF	TIME OF DAY
1 -	1:18.723	1:16.368	2:35.091	57.73	22.492	09:07:49.419
2 -	1:09.747	1:09.877	2:19.624 (3)	64.13	7.025	09:10:09.043
3 -	1:06.116	1:09.473	2:15.589 (2)	66.04	2.990	09:12:24.632
4 -	1:03.884	1:08.715	2:12.599 (1)	67.53		09:14:37.231

Weather / Track : Cloudy / Damp

Donington Park GP
Circuit Length = 2.4873 miles
Start: 09:04 Flag 09:13 End: 09:15

BMCRC - MRO Championships 2016 - Rnd 2 @ Donington Park GP

Thunderbike Sport & Rookie Minitwins(Odds)

QUALIFYING - SECTOR ANALYSIS

SECTOR 1 = FL to I1, SECTOR 2 = I1 to FL, DIFF = Difference To Personal Best Lap

P15 81 Malvern MAY		Ducati -				
IDEAL LAP TIME : 2:11.594		BEST LAP TIME : 2:12.698				
		DIFFERENCE : 1.104				
LAP	SECTOR 1	SECTOR 2	LAP TIME	MPH	DIFF	TIME OF DAY
1 -	1:11.225	1:10.728	2:21.953	63.08	9.255	09:08:11.417
2 -	1:05.559	1:08.847	2:14.406 (3)	66.62	1.708	09:10:25.823
3 -	1:04.133	1:08.565	2:12.698 (1)	67.47		09:12:38.521
4 -	1:03.029	1:09.970	2:12.999 (2)	67.32	0.301	09:14:51.520

P16 93 Jack WALLIS		Suzuki - Grumpdad				
IDEAL LAP TIME : 2:13.003		BEST LAP TIME : 2:13.003				
		DIFFERENCE : 0.000				
LAP	SECTOR 1	SECTOR 2	LAP TIME	MPH	DIFF	TIME OF DAY
1 -	1:19.904	1:13.842	2:33.746	58.24	20.743	09:08:01.983
2 -	1:09.426	1:08.526	2:17.952 (3)	64.90	4.949	09:10:19.935
3 -	1:07.314	1:08.362	2:15.676 (2)	65.99	2.673	09:12:35.611
4 -	1:04.763	1:08.240	2:13.003 (1)	67.32		09:14:48.614

P17 2 Andrew GILL		Kawasaki - RMKD Racing				
IDEAL LAP TIME : 2:12.753		BEST LAP TIME : 2:13.573				
		DIFFERENCE : 0.820				
LAP	SECTOR 1	SECTOR 2	LAP TIME	MPH	DIFF	TIME OF DAY
1 -	1:14.670	1:15.330	2:30.000	59.69	16.427	09:07:12.578
2 -	1:10.416	1:08.562	2:18.978 (3)	64.43	5.405	09:09:31.556
3 -	1:05.965	1:07.608	2:13.573 (1)	67.03		09:11:45.129
4 -	1:07.737	1:06.788	2:14.525 (2)	66.56	0.952	09:13:59.654

P18 48 Shaun WALLIS		Suzuki -				
IDEAL LAP TIME : 2:13.944		BEST LAP TIME : 2:13.944				
		DIFFERENCE : 0.000				
LAP	SECTOR 1	SECTOR 2	LAP TIME	MPH	DIFF	TIME OF DAY
1 -	1:18.287	1:14.277	2:32.564	58.69	18.620	09:08:34.715
2 -	1:15.553	1:14.329	2:29.882 (3)	59.74	15.938	09:11:04.597
3 -	1:07.229	1:07.695	2:14.924 (2)	66.36	0.980	09:13:19.521
4 -	1:06.784	1:07.160	2:13.944 (1)	66.85		09:15:33.465

P19 83 R Glen CADRUVI		Honda - Kent Commercial Laundry Repairs				
IDEAL LAP TIME : 2:15.811		BEST LAP TIME : 2:15.811				
		DIFFERENCE : 0.000				
LAP	SECTOR 1	SECTOR 2	LAP TIME	MPH	DIFF	TIME OF DAY
1 -	1:20.803	1:18.709	2:39.512	56.13	23.701	09:07:08.175
2 -	1:13.164	1:11.591	2:24.755 (3)	61.85	8.944	09:09:32.930
3 -	1:09.072	1:08.614	2:17.686 (2)	65.03	1.875	09:11:50.616
4 -	1:07.393	1:08.418	2:15.811 (1)	65.93		09:14:06.427

P20 192 R Benjamin ROWSWELL		Suzuki - DRM. Isenhurst.				
IDEAL LAP TIME : 2:15.155		BEST LAP TIME : 2:15.965				
		DIFFERENCE : 0.810				
LAP	SECTOR 1	SECTOR 2	LAP TIME	MPH	DIFF	TIME OF DAY
1 -	1:15.741	1:16.873	2:32.614 (3)	58.67	16.649	09:09:59.523
2 -	1:11.562	1:08.729	2:20.291 (2)	63.82	4.326	09:12:19.814
3 -	1:06.426	1:09.539	2:15.965 (1)	65.85		09:14:35.779

P21 77 RMT Arran KEMP		Suzuki - A.V.Ceilings				
IDEAL LAP TIME : 2:16.070		BEST LAP TIME : 2:16.070				
		DIFFERENCE : 0.000				
LAP	SECTOR 1	SECTOR 2	LAP TIME	MPH	DIFF	TIME OF DAY
1 -	1:21.807	1:15.595	2:37.402	56.88	21.332	09:07:47.098
2 -	1:13.048	1:14.632	2:27.680 (3)	60.63	11.610	09:10:14.778
3 -	1:13.665	1:10.535	2:24.200 (2)	62.09	8.130	09:12:38.978
4 -	1:07.872	1:08.198	2:16.070 (1)	65.80		09:14:55.048

Weather / Track : Cloudy / Damp

Donington Park GP
Circuit Length = 2.4873 miles
Start: 09:04 Flag 09:13 End: 09:15

BMCRC - MRO Championships 2016 - Rnd 2 @ Donington Park GP

Thunderbike Sport & Rookie Minitwins(Odds)

QUALIFYING - SECTOR ANALYSIS

SECTOR 1 = FL to I1, SECTOR 2 = I1 to FL, DIFF = Difference To Personal Best Lap

P22 31		Kelvin EVENDEN		Suzuki - Glosrose Group			
IDEAL LAP TIME : 2:15.139		BEST LAP TIME : 2:16.272		DIFFERENCE : 1.133			
LAP	SECTOR 1	SECTOR 2	LAP TIME	MPH	DIFF	TIME OF DAY	
1 -	1:07.930	1:08.887	2:16.817 (2)	65.44	0.545	09:06:32.425	
2 -	1:08.862	1:08.689	2:17.551 (3)	65.09	1.279	09:08:49.976	
3 -	1:06.450	1:09.822	2:16.272 (1)	65.71		09:11:06.248	
4 -	1:11.971	1:11.043	2:23.014	62.61	6.742	09:13:29.262	

P23 72		Kevin MILLER		Honda - Mechanical Air Supplies Ltd			
IDEAL LAP TIME : 2:16.656		BEST LAP TIME : 2:16.656		DIFFERENCE : 0.000			
LAP	SECTOR 1	SECTOR 2	LAP TIME	MPH	DIFF	TIME OF DAY	
1 -	1:14.859	1:16.852	2:31.711	59.02	15.055	09:07:05.625	
2 -	1:07.966	1:10.888	2:18.854 (2)	64.48	2.198	09:09:24.479	
3 -	1:08.105	1:11.045	2:19.150 (3)	64.35	2.494	09:11:43.629	
4 -	1:07.133	1:09.523	2:16.656 (1)	65.52		09:14:00.285	

P24 113 RMT		Sam ELKINS		Suzuki - Me Old Man			
IDEAL LAP TIME : 2:17.034		BEST LAP TIME : 2:17.034		DIFFERENCE : 0.000			
LAP	SECTOR 1	SECTOR 2	LAP TIME	MPH	DIFF	TIME OF DAY	
1 -	1:19.781	1:17.257	2:37.038	57.02	20.004	09:07:46.502	
2 -	1:12.134	1:15.775	2:27.909 (3)	60.54	10.875	09:10:14.411	
3 -	1:12.607	1:14.879	2:27.486 (2)	60.71	10.452	09:12:41.897	
4 -	1:07.178	1:09.856	2:17.034 (1)	65.34		09:14:58.931	

P25 155 RMT		Richard HARRIS		Suzuki - HP Racing			
IDEAL LAP TIME : 2:17.861		BEST LAP TIME : 2:17.861		DIFFERENCE : 0.000			
LAP	SECTOR 1	SECTOR 2	LAP TIME	MPH	DIFF	TIME OF DAY	
1 -	1:10.767	1:17.793	2:28.560 (3)	60.27	10.699	09:09:04.261	
2 -	1:07.591	1:12.714	2:20.305 (2)	63.82	2.444	09:11:24.566	
3 -	1:07.293	1:10.568	2:17.861 (1)	64.95		09:13:42.427	

P26 80 R		Matt CLARKE		Honda - Hayley Group PLC			
IDEAL LAP TIME : 2:18.135		BEST LAP TIME : 2:18.135		DIFFERENCE : 0.000			
LAP	SECTOR 1	SECTOR 2	LAP TIME	MPH	DIFF	TIME OF DAY	
1 -	1:21.456	1:18.327	2:39.783	56.04	21.648	09:07:09.482	
2 -	1:15.483	1:10.432	2:25.915 (3)	61.36	7.780	09:09:35.397	
3 -	1:10.468	1:10.714	2:21.182 (2)	63.42	3.047	09:11:56.579	
4 -	1:10.095	1:08.040	2:18.135 (1)	64.82		09:14:14.714	

P27 285		Justin KELLY		Suzuki -			
IDEAL LAP TIME : 2:18.277		BEST LAP TIME : 2:18.277		DIFFERENCE : 0.000			
LAP	SECTOR 1	SECTOR 2	LAP TIME	MPH	DIFF	TIME OF DAY	
1 -	1:14.803	1:15.916	2:30.719	59.41	12.442	09:07:17.919	
2 -	1:15.170	1:12.734	2:27.904 (3)	60.54	9.627	09:09:45.823	
3 -	1:07.718	1:10.559	2:18.277 (1)	64.75		09:12:04.100	
4 -	1:08.302	1:11.246	2:19.548 (2)	64.16	1.271	09:14:23.648	

P28 20		Jose TOUCEDA		Suzuki - Cell2			
IDEAL LAP TIME : 2:18.657		BEST LAP TIME : 2:18.657		DIFFERENCE : 0.000			
LAP	SECTOR 1	SECTOR 2	LAP TIME	MPH	DIFF	TIME OF DAY	
1 -	1:18.646	1:18.730	2:37.376	56.89	18.719	09:07:05.612	
2 -	1:11.961	1:15.909	2:27.870 (3)	60.55	9.213	09:09:33.482	
3 -	1:11.324	1:14.078	2:25.402 (2)	61.58	6.745	09:11:58.884	
4 -	1:08.358	1:10.299	2:18.657 (1)	64.57		09:14:17.541	

BMCRC - MRO Championships 2016 - Rnd 2 @ Donington Park GP

Thunderbike Sport & Rookie Minitwins(Odds)

QUALIFYING - SECTOR ANALYSIS

SECTOR 1 = FL to I1, SECTOR 2 = I1 to FL, DIFF = Difference To Personal Best Lap

P29 58	Michael SIMMONS		Kawasaki - Westcountry Windings			
IDEAL LAP TIME : 2:18.925		BEST LAP TIME : 2:18.925		DIFFERENCE : 0.000		
LAP	SECTOR 1	SECTOR 2	LAP TIME	MPH	DIFF	TIME OF DAY
1 -	1:16.683	1:11.810	2:28.493	60.30	9.568	09:08:25.799
2 -	1:10.926	1:12.126	2:23.052 (3)	62.59	4.127	09:10:48.851
3 -	1:09.323	1:09.602	2:18.925 (1)	64.45		09:13:07.776
4 -	1:09.329	1:09.753	2:19.082 (2)	64.38	0.157	09:15:26.858
P30 86	Steve RICHARDS		Honda -			
IDEAL LAP TIME : 2:19.178		BEST LAP TIME : 2:19.178		DIFFERENCE : 0.000		
LAP	SECTOR 1	SECTOR 2	LAP TIME	MPH	DIFF	TIME OF DAY
1 -	1:11.157	1:11.890	2:23.047 (2)	62.59	3.869	09:12:25.356
2 -	1:09.582	1:09.596	2:19.178 (1)	64.33		09:14:44.534
P31 123	Tham EVANS		Honda - Vanilla Electronics			
IDEAL LAP TIME : 2:19.550		BEST LAP TIME : 2:19.550		DIFFERENCE : 0.000		
LAP	SECTOR 1	SECTOR 2	LAP TIME	MPH	DIFF	TIME OF DAY
1 -	1:16.537	1:17.466	2:34.003 (3)	58.14	14.453	09:10:14.130
2 -	1:12.406	1:17.288	2:29.694 (2)	59.81	10.144	09:12:43.824
3 -	1:07.791	1:11.759	2:19.550 (1)	64.16		09:15:03.374
P32 175 RMT	Richard TYRER		Suzuki -			
IDEAL LAP TIME : 2:20.339		BEST LAP TIME : 2:20.339		DIFFERENCE : 0.000		
LAP	SECTOR 1	SECTOR 2	LAP TIME	MPH	DIFF	TIME OF DAY
1 -	1:17.574	1:16.946	2:34.520 (3)	57.95	14.181	09:09:50.235
2 -	1:10.907	1:12.865	2:23.772 (2)	62.28	3.433	09:12:14.007
3 -	1:10.388	1:09.951	2:20.339 (1)	63.80		09:14:34.346
P33 85	Andrew KITE		Ducati - Finology Limited			
IDEAL LAP TIME : 2:21.440		BEST LAP TIME : 2:21.440		DIFFERENCE : 0.000		
LAP	SECTOR 1	SECTOR 2	LAP TIME	MPH	DIFF	TIME OF DAY
1 -	1:16.466	1:15.484	2:31.950	58.93	10.510	09:07:39.978
2 -	1:12.560	1:13.471	2:26.031 (3)	61.31	4.591	09:10:06.009
3 -	1:08.384	1:13.056	2:21.440 (1)	63.30		09:12:27.449
4 -	1:10.250	1:15.089	2:25.339 (2)	61.61	3.899	09:14:52.788
P34 9	Vincent LEWIN		Suzuki - vinitwinracing.co.uk			
IDEAL LAP TIME : 2:20.191		BEST LAP TIME : 2:21.773		DIFFERENCE : 1.582		
LAP	SECTOR 1	SECTOR 2	LAP TIME	MPH	DIFF	TIME OF DAY
1 -	1:23.185	1:18.435	2:41.620	55.40	19.847	09:07:06.622
2 -	1:12.172	1:09.601	2:21.773 (1)	63.16		09:09:28.395
3 -	1:12.744	1:13.393	2:26.137 (3)	61.27	4.364	09:11:54.532
4 -	1:10.590	1:11.511	2:22.101 (2)	63.01	0.328	09:14:16.633
P35 991 RMT	Marc CUNNINGHAM		Suzuki -			
IDEAL LAP TIME : 2:22.522		BEST LAP TIME : 2:22.522		DIFFERENCE : 0.000		
LAP	SECTOR 1	SECTOR 2	LAP TIME	MPH	DIFF	TIME OF DAY
1 -	1:23.023	1:17.329	2:40.352 (3)	55.84	17.830	09:08:41.693
2 -	1:14.593	1:14.491	2:29.084 (2)	60.06	6.562	09:11:10.777
3 -	1:10.514	1:12.008	2:22.522 (1)	62.82		09:13:33.299
P36 195	Robert CADIZ		Suzuki -			
IDEAL LAP TIME :		BEST LAP TIME : 2:22.875		DIFFERENCE :		
LAP	SECTOR 1	SECTOR 2	LAP TIME	MPH	DIFF	TIME OF DAY
1 -			2:34.218 (3)	58.06	11.343	09:09:49.388

Weather / Track : Cloudy / Damp

BMCR - MRO Championships 2016 - Rnd 2 @ Donington Park GP

Thunderbike Sport & Rookie Minitwins(Odds)

QUALIFYING - SECTOR ANALYSIS

SECTOR 1 = FL to I1, SECTOR 2 = I1 to FL, DIFF = Difference To Personal Best Lap

2 - 2:23.752 (2) 62.29 0.877 09:12:13.140
3 - 2:22.875 (1) 62.67 09:14:36.015

P37 47 RMT James LARTER			Suzuki -			
IDEAL LAP TIME : 2:16.935			BEST LAP TIME : 2:23.289		DIFFERENCE : 6.354	
LAP	SECTOR 1	SECTOR 2	LAP TIME	MPH	DIFF	TIME OF DAY
1 -	1:10.930	1:12.359	2:23.289 (1)	62.49		09:06:46.900

P38 59 RMT Thurstan GREEN			Suzuki -			
IDEAL LAP TIME : 2:24.827			BEST LAP TIME : 2:24.827		DIFFERENCE : 0.000	
LAP	SECTOR 1	SECTOR 2	LAP TIME	MPH	DIFF	TIME OF DAY
1 -	1:13.648	1:14.698	2:28.346 (2)	60.36	3.519	09:06:44.872
2 -	1:13.825	1:16.038	2:29.863	59.75	5.036	09:09:14.735
3 -	1:13.714	1:15.298	2:29.012 (3)	60.09	4.185	09:11:43.747
4 -	1:11.144	1:13.683	2:24.827 (1)	61.82		09:14:08.574

P39 40 Simon SNOWDEN			Ducati - Wheels motorcycles peterborough			
IDEAL LAP TIME : 2:24.829			BEST LAP TIME : 2:24.829		DIFFERENCE : 0.000	
LAP	SECTOR 1	SECTOR 2	LAP TIME	MPH	DIFF	TIME OF DAY
1 -	1:16.593	1:18.696	2:35.289	57.66	10.460	09:07:33.157
2 -	1:12.492	1:12.337	2:24.829 (1)	61.82		09:09:57.986
3 -	1:12.558	1:13.981	2:26.539 (3)	61.10	1.710	09:12:24.525
4 -	1:12.620	1:13.598	2:26.218 (2)	61.24	1.389	09:14:50.743

P40 23 Claire BECKETT			Suzuki -			
IDEAL LAP TIME : 2:25.050			BEST LAP TIME : 2:25.050		DIFFERENCE : 0.000	
LAP	SECTOR 1	SECTOR 2	LAP TIME	MPH	DIFF	TIME OF DAY
1 -	1:16.885	1:16.751	2:33.636 (3)	58.28	8.586	09:09:12.328
2 -	1:13.492	1:15.218	2:28.710 (2)	60.21	3.660	09:11:41.038
3 -	1:11.112	1:13.938	2:25.050 (1)	61.73		09:14:06.088

P41 24 Harley GODZISZ			Honda -			
IDEAL LAP TIME : 2:26.930			BEST LAP TIME : 2:26.930		DIFFERENCE : 0.000	
LAP	SECTOR 1	SECTOR 2	LAP TIME	MPH	DIFF	TIME OF DAY
1 -	1:22.489	1:16.206	2:38.695 (3)	56.42	11.765	09:08:34.403
2 -	1:15.158	1:16.103	2:31.261 (2)	59.19	4.331	09:11:05.664
3 -	1:13.559	1:13.371	2:26.930 (1)	60.94		09:13:32.594

P42 5 Paul WILSON			Kawasaki -			
IDEAL LAP TIME : 2:27.657			BEST LAP TIME : 2:27.657		DIFFERENCE : 0.000	
LAP	SECTOR 1	SECTOR 2	LAP TIME	MPH	DIFF	TIME OF DAY
1 -	1:19.626	1:18.949	2:38.575 (3)	56.46	10.918	09:08:32.328
2 -	1:14.156	1:18.159	2:32.315 (2)	58.78	4.658	09:11:04.643
3 -	1:12.224	1:15.433	2:27.657 (1)	60.64		09:13:32.300

P43 50 Steve YOUNG			Suzuki - Cadmatic Engineering			
IDEAL LAP TIME : 2:33.706			BEST LAP TIME : 2:33.706		DIFFERENCE : 0.000	
LAP	SECTOR 1	SECTOR 2	LAP TIME	MPH	DIFF	TIME OF DAY
1 -	1:15.027	1:18.798	2:33.825 (2)	58.21	0.119	09:10:10.883
2 -	1:15.010	1:18.696	2:33.706 (1)	58.25		09:12:44.589

P44 70 Peter THORNTON			Suzuki - Cadmatic			
IDEAL LAP TIME : 2:32.536			BEST LAP TIME : 2:34.221		DIFFERENCE : 1.685	
LAP	SECTOR 1	SECTOR 2	LAP TIME	MPH	DIFF	TIME OF DAY
1 -	1:21.555	1:22.187	2:43.742 (2)	54.68	9.521	09:08:16.852
2 -	1:15.614	1:18.607	2:34.221 (1)	58.06		09:10:51.073

Weather / Track : Cloudy / Damp

Donington Park GP
Circuit Length = 2.4873 miles
Start: 09:04 Flag 09:13 End: 09:15

BMCR - MRO Championships 2016 - Rnd 2 @ Donington Park GP

Thunderbike Sport & Rookie Minitwins(Odds)

QUALIFYING - SECTOR ANALYSIS

SECTOR 1 = FL to I1, SECTOR 2 = I1 to FL, DIFF = Difference To Personal Best Lap

3 - **1:13.929** IN PIT 2:29.430 P 59.92 09:13:20.503

P45 77 Ray PETTY		Kawasaki -				
IDEAL LAP TIME : 2:33.894	BEST LAP TIME : 2:34.234	DIFFERENCE : 0.340				
LAP	SECTOR 1	SECTOR 2	LAP TIME	MPH	DIFF	TIME OF DAY
1 -	1:18.068	1:23.164	2:41.232	55.53	6.998	09:07:17.753
2 -	1:18.862	1:19.845	2:38.707 (3)	56.42	4.473	09:09:56.460
3 -	1:14.573	1:19.795	2:34.368 (2)	58.00	0.134	09:12:30.828
4 -	1:14.913	1:19.321	2:34.234 (1)	58.05		09:15:05.062

P46 44 James BUCKETT		Kawasaki - Sorrymate.com				
IDEAL LAP TIME : 2:27.998	BEST LAP TIME : 2:35.614	DIFFERENCE : 7.616				
LAP	SECTOR 1	SECTOR 2	LAP TIME	MPH	DIFF	TIME OF DAY
1 -	1:16.812	1:18.802	2:35.614 (1)	57.54		09:08:59.947

P47 30 Andy BARTLETT		Laverda -				
IDEAL LAP TIME : 2:44.952	BEST LAP TIME : 2:44.952	DIFFERENCE : 0.000				
LAP	SECTOR 1	SECTOR 2	LAP TIME	MPH	DIFF	TIME OF DAY
1 -	1:24.599	1:28.544	2:53.143 (3)	51.71	8.191	09:07:17.487
2 -	1:25.632	1:26.254	2:51.886 (2)	52.09	6.934	09:10:09.373
3 -	1:20.856	1:24.096	2:44.952 (1)	54.28		09:12:54.325

P48 89 RMT Rob COPP		Suzuki -				
IDEAL LAP TIME : 2:48.149	BEST LAP TIME : 2:51.038	DIFFERENCE : 2.889				
LAP	SECTOR 1	SECTOR 2	LAP TIME	MPH	DIFF	TIME OF DAY
1 -	1:29.362	1:25.327	2:54.689 (3)	51.25	3.651	09:09:11.201
2 -	1:22.822	1:28.452	2:51.274 (2)	52.28	0.236	09:12:02.475
3 -	1:24.711	1:26.327	2:51.038 (1)	52.35		09:14:53.513

P49 43 RMT Robert DAVIE		Suzuki -				
IDEAL LAP TIME :	BEST LAP TIME :	DIFFERENCE :				
LAP	SECTOR 1	SECTOR 2	LAP TIME	MPH	DIFF	TIME OF DAY
1 -	1:12.726	IN PIT	2:36.221 P	57.31		09:06:56.590

BMCRC - MRO Championships 2016 - Rnd 2 @ Donington Park GP

Thunderbike Sport & Rookie Minitwins(Odds)

QUALIFYING - BEST SECTORS

SECTOR 1			SECTOR 2			IDEAL / BEST COMPARISON						
POS	NO	NAME	TIME	NO	NAME	TIME	POS	NO	NAME	IDEAL	BEST	DIFF
									PERFECT LAP	2:00.619		
1	61	FOOKS	59.047	61	FOOKS	1:01.572	1	61	FOOKS	2:00.619	2:00.619	0.000
2	43	WALKEY	1:00.024	43	WALKEY	1:01.622	2	43	WALKEY	2:01.646	2:02.572	0.926
3	54	JAMISON	1:01.731	54	JAMISON	1:03.050	3	54	JAMISON	2:04.781	2:04.781	0.000
4	12	POVAH	1:01.948	12	POVAH	1:03.454	4	12	POVAH	2:05.402	2:05.402	0.000
5	81	MAY	1:03.029	13	TAYLOR	1:04.284	5	13	TAYLOR	2:07.759	2:07.759	0.000
6	17	BAUBLYTE	1:03.098	444	WILLIAMS	1:05.048	6	17	BAUBLYTE	2:08.267	2:09.250	0.983
7	911	SHERIFF	1:03.417	17	BAUBLYTE	1:05.169	7	911	SHERIFF	2:09.662	2:09.662	0.000
8	13	TAYLOR	1:03.475	911	SHERIFF	1:06.245	8	444	WILLIAMS	2:10.153	2:11.340	1.187
9	94	APPLEBY	1:03.884	2	GILL	1:06.788	9	186	WITHERINGTON	2:10.949	2:11.333	0.384
10	186	WITHERINGTON	1:03.981	186	WITHERINGTON	1:06.968	10	81	MAY	2:11.594	2:12.698	1.104
11	158	COSTIN	1:04.502	199	COLLINS	1:07.110	11	47	TROWELL	2:11.641	2:11.864	0.223
12	47	TROWELL	1:04.507	47	TROWELL	1:07.134	12	158	COSTIN	2:11.803	2:11.803	0.000
13	47	LARTER	1:04.576	48	WALLIS	1:07.160	13	199	COLLINS	2:12.330	2:12.330	0.000
14	93	WALLIS	1:04.763	158	COSTIN	1:07.301	14	49	COPEMAN	2:12.549	2:12.549	0.000
15	49	COPEMAN	1:05.019	49	COPEMAN	1:07.530	15	94	APPLEBY	2:12.599	2:12.599	0.000
16	444	WILLIAMS	1:05.105	80	CLARKE	1:08.040	16	2	GILL	2:12.753	2:13.573	0.820
17	199	COLLINS	1:05.220	77	KEMP	1:08.198	17	93	WALLIS	2:13.003	2:13.003	0.000
18	2	GILL	1:05.965	93	WALLIS	1:08.240	18	48	WALLIS	2:13.944	2:13.944	0.000
19	192	ROWSWELL	1:06.426	83	CADRUVI	1:08.418	19	31	EVENDEN	2:15.139	2:16.272	1.133
20	31	EVENDEN	1:06.450	81	MAY	1:08.565	20	192	ROWSWELL	2:15.155	2:15.965	0.810
21	48	WALLIS	1:06.784	31	EVENDEN	1:08.689	21	83	CADRUVI	2:15.811	2:15.811	0.000
22	72	MILLER	1:07.133	94	APPLEBY	1:08.715	22	77	KEMP	2:16.070	2:16.070	0.000
23	113	ELKINS	1:07.178	192	ROWSWELL	1:08.729	23	72	MILLER	2:16.656	2:16.656	0.000
24	155	HARRIS	1:07.293	72	MILLER	1:09.523	24	47	LARTER	2:16.935	2:23.289	6.354
25	83	CADRUVI	1:07.393	86	RICHARDS	1:09.596	25	113	ELKINS	2:17.034	2:17.034	0.000
26	285	KELLY	1:07.718	9	LEWIN	1:09.601	26	155	HARRIS	2:17.861	2:17.861	0.000
27	123	EVANS	1:07.791	58	SIMMONS	1:09.602	27	80	CLARKE	2:18.135	2:18.135	0.000
28	77	KEMP	1:07.872	113	ELKINS	1:09.856	28	285	KELLY	2:18.277	2:18.277	0.000
29	20	TOUCEDA	1:08.358	175	TYRER	1:09.951	29	20	TOUCEDA	2:18.657	2:18.657	0.000
30	85	KITE	1:08.384	20	TOUCEDA	1:10.299	30	58	SIMMONS	2:18.925	2:18.925	0.000
31	44	BUCKETT	1:09.196	285	KELLY	1:10.559	31	86	RICHARDS	2:19.178	2:19.178	0.000
32	58	SIMMONS	1:09.323	155	HARRIS	1:10.568	32	123	EVANS	2:19.550	2:19.550	0.000
33	86	RICHARDS	1:09.582	123	EVANS	1:11.759	33	9	LEWIN	2:20.191	2:21.773	1.582
34	80	CLARKE	1:10.095	991	CUNNINGHAM	1:12.008	34	175	TYRER	2:20.339	2:20.339	0.000
35	175	TYRER	1:10.388	40	SNOWDEN	1:12.337	35	85	KITE	2:21.440	2:21.440	0.000
36	991	CUNNINGHAM	1:10.514	47	LARTER	1:12.359	36	991	CUNNINGHAM	2:22.522	2:22.522	0.000
37	9	LEWIN	1:10.590	85	KITE	1:13.056	37	59	GREEN	2:24.827	2:24.827	0.000
38	23	BECKETT	1:11.112	24	GODZISZ	1:13.371	38	40	SNOWDEN	2:24.829	2:24.829	0.000
39	59	GREEN	1:11.144	59	GREEN	1:13.683	39	23	BECKETT	2:25.050	2:25.050	0.000
40	5	WILSON	1:12.224	23	BECKETT	1:13.938	40	24	GODZISZ	2:26.930	2:26.930	0.000
41	40	SNOWDEN	1:12.492	5	WILSON	1:15.433	41	5	WILSON	2:27.657	2:27.657	0.000
42	43	DAVIE	1:12.726	70	THORNTON	1:18.607	42	44	BUCKETT	2:27.998	2:35.614	7.616
43	24	GODZISZ	1:13.559	50	YOUNG	1:18.696	43	70	THORNTON	2:32.536	2:34.221	1.685
44	70	THORNTON	1:13.929	44	BUCKETT	1:18.802	44	50	YOUNG	2:33.706	2:33.706	0.000
45	77	PETTY	1:14.573	77	PETTY	1:19.321	45	77	PETTY	2:33.894	2:34.234	0.340
46	50	YOUNG	1:15.010	30	BARTLETT	1:24.096	46	30	BARTLETT	2:44.952	2:44.952	0.000
47	30	BARTLETT	1:20.856	89	COPP	1:25.327	47	89	COPP	2:48.149	2:51.038	2.889
48	89	COPP	1:22.822				48	195	CADIZ		2:22.875	
49							49	43	DAVIE			

Weather / Track : Cloudy / Damp

Donington Park GP

Circuit Length = 2.4873 miles

Start: 09:04 Flag 09:13 End: 09:15

Results can be found at www.tsl-timing.com

Printed - 09:18 Saturday, 09 April 2016

BMCRC - MRO Championships 2016 - Rnd 2 @ Donington Park GP



Thunderbike Sport

RACE 1 - CLASSIFICATION



POS	NO	CL	PIC NAME	ENTRY	LAPS	TIME	GAP	DIFF	MPH	BEST	ON
1	2		1 Andrew GILL	Kawasaki - RMKD Racing	6	10:45.937			82.96	1:44.297	5
2	47		2 Mark TROWELL	Yamaha -	6	10:46.789	0.852	0.852	82.85	1:44.470	5
3	12		3 Jake POVAH	Suzuki - www.78plate.com	6	10:47.121	1.184	0.332	82.81	1:45.859	6
4	186		4 Paul WITHERINGTON	Suzuki - P&R plumbing	6	10:47.143	1.206	0.022	82.81	1:44.871	5
5	54		5 Adam JAMISON	Suzuki - AJ Racing	6	10:51.891	5.954	4.748	82.20	1:46.789	5
6	158		6 Steve COSTIN	Suzuki - AUTO REVIVE,SAKURA,LKY7SPORTS	6	10:58.068	12.131	6.177	81.43	1:48.200	4
7	81		7 Malvern MAY	Ducati -	6	11:10.800	24.863	12.732	79.89	1:50.563	5
8	444		8 Mark WILLIAMS	Suzuki - F.C.L MOTORCYCLES	6	11:12.857	26.920	2.057	79.64	1:49.300	2
9	48		9 Shaun WALLIS	Suzuki -	6	11:12.951	27.014	0.094	79.63	1:50.065	2
10	199		10 Lloyd COLLINS	Suzuki - Warren Drives	6	11:21.099	35.162	8.148	78.68	1:51.316	2
11	58		11 Michael SIMMONS	Kawasaki - Westcountry Windings	6	11:23.891	37.954	2.792	78.36	1:50.030	6
12	93		12 Jack WALLIS	Suzuki - Grumpdad	6	11:24.435	38.498	0.544	78.29	1:51.532	4
13	195		13 Robert CADIZ	Suzuki -	6	11:24.821	38.884	0.386	78.25	1:50.529	6
14	285		14 Justin KELLY	Suzuki -	6	11:26.563	40.626	1.742	78.05	1:49.002	5
15	20		15 Jose TOUCEDA	Suzuki - Cell2	6	11:29.169	43.232	2.606	77.76	1:50.829	5
16	70		16 Peter THORNTON	Suzuki - Cadmatic	6	11:34.773	48.836	5.604	77.13	1:51.068	4
17	13		17 Rob TAYLOR	Suzuki -	6	11:35.260	49.323	0.487	77.07	1:52.609	6
18	72		18 Kevin MILLER	Honda - Mechanical Air Supplies Ltd	6	11:42.503	56.566	7.243	76.28	1:53.719	6
19	40		19 Simon SNOWDEN	Ducati - Wheels motorcycles peterborough	6	11:43.341	57.404	0.838	76.19	1:53.679	6
20	123		20 Tham EVANS	Honda - Vanilla Electronics	6	11:43.863	57.926	0.522	76.13	1:52.032	4
21	192	R	1 Benjamin ROWSWELL	Suzuki - DRM. Isenhurst.	6	11:46.839	1:00.902	2.976	75.81	1:50.824	6
22	3		21 Marcus NEWALL	Yamaha - Mum & Dad	6	11:56.188	1:10.251	9.349	74.82	1:56.124	6
23	32		22 Thomas WILLIAMS	Honda -	6	11:58.443	1:12.506	2.255	74.59	1:54.400	6
24	9		23 Vincent LEWIN	Suzuki - vinitwinracing.co.uk	6	11:58.631	1:12.694	0.188	74.57	1:54.482	5
25	83	R	2 Glen CADRUVI	Honda - Kent Commercial Laundry Repairs	6	11:59.975	1:14.038	1.344	74.43	1:55.173	6
26	80	R	3 Matt CLARKE	Honda - Hayley Group PLC	6	12:01.714	1:15.777	1.739	74.25	1:55.788	5
27	23		24 Claire BECKETT	Suzuki -	6	12:11.899	1:25.962	10.185	73.22	1:56.395	6
28	86		25 Steve RICHARDS	Honda -	6	12:15.383	1:29.446	3.484	72.87	1:58.242	6
29	44		26 James BUCKETT	Kawasaki - Sorrymate.com	6	12:15.541	1:29.604	0.158	72.85	1:58.681	4
30	85		27 Andrew KITE	Ducati - Finology Limited	6	12:15.981	1:30.044	0.440	72.81	1:58.171	6
31	5		28 Paul WILSON	Kawasaki -	6	12:23.255	1:37.318	7.274	72.10	1:59.559	2
32	50		29 Steve YOUNG	Suzuki - Cadmatic Engineering	6	12:32.314	1:46.377	9.059	71.23	1:58.373	6
33	77		30 Ray PETTY	Kawasaki -	6	12:32.789	1:46.852	0.475	71.18	1:58.968	6
34	30		31 Andy BARTLETT	Laverda -	6	12:44.572	1:58.635	11.783	70.09	2:04.069	5
35	31		32 Kelvin EVENDEN	Suzuki - Glosrose Group	6	12:47.124	2:01.187	2.552	69.85	2:04.774	6

NOT CLASSIFIED

DNF	43		Colin WALKER	Kawasaki - ELP Racing	2	3:43.155	4 Laps	4 Laps	79.64	1:49.667	2
DNF	24		Harley GODZISZ	Honda -	1	2:11.395	5 Laps	1 Lap	67.11	2:11.395	1
DNF	185		James ROBINSON	Honda - claire palastanga ceramics	1	2:12.034	5 Laps	0.639	66.78	2:12.034	1
DNF	61		Oliver FOOKS	Aprilia - Surrey Engineering Plant Services Ltd	0						
EX	94	R	Andrew APPEBY	Yamaha -	0						

FASTEST LAP

2			Andrew GILL	Kawasaki - RMKD Racing	5	1:44.297	85.85 mph	138.17 kph			
192	R		Benjamin ROWSWELL	Suzuki - DRM. Isenhurst.	6	1:50.824	80.79 mph	130.03 kph			

* BIKE #94 - EXCLUDED - TECHNICAL INFRINGEMENT.

* BIKES #32 & #123 - LOW TRANSPONDER BATTERY, PLEASE CHARGE

Class - 90% of Race Speed = 74.66 mph

Class R - 90% of Race Speed = 68.22 mph

Donington Park GP

Circuit Length = 2.4873 miles

Start: 11:20 Flag 11:31 End: 11:33

Weather / Track : Cloudy / Dry

These results are provisional until the conclusion of any judicial and technical matters.

Clerk Of Course :	Timekeeper :
-------------------	--------------

Results can be found at www.tsl-timing.com

Printed - 11:58 Saturday, 09 April 2016



BMCRC - MRO Championships 2016 - Rnd 2 @ Donington Park GP

Thunderbike Sport

RACE 1 - LAP CHART

LAP 1 @ 11:22:24.654		
NO	BEHIND	LAP TIME

43		1:53.488
12	0.030	1:53.518
186	0.216	1:53.704
47	0.998	1:54.486
54	1.304	1:54.792
158	1.662	1:55.150
2	2.189	1:55.677
444	3.088	1:56.576
81	3.635	1:57.123
48	4.526	1:58.014
199	5.511	1:58.999
93	8.154	2:01.642
58	9.320	2:02.808
13	10.689	2:04.177
195	11.108	2:04.596
94	13.171	2:06.659
5	13.482	2:06.970
72	13.669	2:07.157
40	14.225	2:07.713
80	14.659	2:08.147
285	15.260	2:08.748
20	15.554	2:09.042
3	16.139	2:09.627
83	16.719	2:10.207
9	17.037	2:10.525
123	17.246	2:10.734
192	17.803	2:11.291
24	17.907	2:11.395
70	18.133	2:11.621
23	18.216	2:11.704
185	18.546	2:12.034
32	19.566	2:13.054
44	20.575	2:14.063
85	23.162	2:16.650
86	23.692	2:17.180
31	23.860	2:17.348
30	23.882	2:17.370
50	25.391	2:18.879
77	32.011	2:25.499

LAP 2 @ 11:24:12.043		
NO	BEHIND	LAP TIME

12		1:47.359
54	1.011	1:47.096
186	1.244	1:48.417
47	2.123	1:48.514
43	2.278	1:49.667
2	2.635	1:47.835
158	3.117	1:48.844
444	4.999	1:49.300
81	6.872	1:50.626
48	7.202	1:50.065
199	9.438	1:51.316
58	14.755	1:52.824
93	15.172	1:54.407
195	16.681	1:52.962
13	18.485	1:55.185
94	21.799	1:56.017
20	22.164	1:53.999
285	22.752	1:54.881
72	23.661	1:57.381
40	25.052	1:58.216

70	25.570	1:54.826
5	25.652	1:59.559
3	26.238	1:57.488
80	26.686	1:59.416
9	27.078	1:57.430
123	27.334	1:57.477
83	30.211	2:00.881
192	32.698	2:02.284
32	33.083	2:00.906
44	34.277	2:01.091
23	35.147	2:04.320
86	37.855	2:01.552
85	40.097	2:04.324
31	41.278	2:04.807
30	41.917	2:05.424
50	43.387	2:05.385
77	45.493	2:00.871

LAP 3 @ 11:25:58.739		
NO	BEHIND	LAP TIME

12		1:46.696
54	1.130	1:46.815
47	2.000	1:46.573
186	2.245	1:47.697
2	2.479	1:46.540
158	4.967	1:48.546
444	9.453	1:51.150
81	10.811	1:50.635
48	12.765	1:52.259
199	15.873	1:53.131
93	21.911	1:53.435
58	22.197	1:54.138
195	23.240	1:53.255
13	26.369	1:54.580
20	27.890	1:52.422
285	28.496	1:52.440
94	31.768	1:56.665
72	32.115	1:55.150
70	32.527	1:53.653
40	33.088	1:54.732
123	37.943	1:57.305
3	38.356	1:58.814
80	39.148	1:59.158
9	40.567	2:00.185
5	42.231	2:03.275
192	42.436	1:56.434
83	42.705	1:59.190
32	43.742	1:57.355
44	47.938	2:00.357
23	48.722	2:00.271
86	50.451	1:59.292
85	53.305	1:59.904
31	1:01.535	2:06.953
77	1:02.068	2:03.271
30	1:02.221	2:07.000
50	1:02.883	2:06.192

LAP 4 @ 11:27:45.236		
NO	BEHIND	LAP TIME

12		1:46.497
47	2.100	1:46.597
2	2.413	1:46.431
186	2.576	1:46.828
54	2.958	1:48.325

158	6.670	1:48.200
444	14.502	1:51.546
81	15.350	1:51.036
48	17.877	1:51.609
199	23.138	1:53.762
93	26.946	1:51.532
58	27.961	1:52.261
195	28.803	1:52.060
20	32.404	1:51.011
285	33.947	1:51.948
13	34.494	1:54.622
70	37.098	1:51.068
94	39.721	1:54.450
72	40.263	1:54.645
40	41.300	1:54.709
123	43.478	1:52.032
3	48.724	1:56.865
192	50.165	1:54.226
80	50.861	1:58.210
9	51.914	1:57.844
83	54.184	1:57.976
32	55.386	1:58.141
5	59.966	2:04.232
44	1:00.122	1:58.681
23	1:00.778	1:58.553
86	1:03.628	1:59.674
85	1:04.988	1:58.180
77	1:19.201	2:03.630
50	1:20.107	2:03.721
31	1:21.822	2:06.784
30	1:22.148	2:06.424

LAP 5 @ 11:29:31.806		
NO	BEHIND	LAP TIME

47		1:44.470
2	0.140	1:44.297
12	0.622	1:47.192
186	0.877	1:44.871
54	3.177	1:46.789
158	8.515	1:48.415
444	19.130	1:51.198
81	19.343	1:50.563
48	21.438	1:50.131
199	28.793	1:52.225
93	31.977	1:51.601
58	33.221	1:51.830
195	33.652	1:51.419
285	36.379	1:49.002
20	36.663	1:50.829
13	42.011	1:54.087
70	42.499	1:51.971
94	47.542	1:54.391
72	48.144	1:54.451
40	49.022	1:54.292
123	49.829	1:52.921
192	55.375	1:51.780
3	59.424	1:57.270
9	59.826	1:54.482
80	1:00.079	1:55.788
32	1:03.403	1:54.587
83	1:04.162	1:56.548
44	1:14.460	2:00.908
23	1:14.864	2:00.656
5	1:16.392	2:02.996
86	1:16.501	1:59.443

85	1:17.170	1:58.752
77	1:33.181	2:00.550
50	1:33.301	1:59.764
30	1:39.647	2:04.069
31	1:41.710	2:06.458

LAP 6 @ 11:31:17.103		
NO	BEHIND	LAP TIME

2		1:45.157
47	0.852	1:46.149
12	1.184	1:45.859
186	1.206	1:45.626
54	5.954	1:48.074
158	12.131	1:48.913
81	24.863	1:50.817
444	26.920	1:53.087
48	27.014	1:50.873
199	35.162	1:51.666
58	37.954	1:50.030
93	38.498	1:51.818
195	38.884	1:50.529
285	40.626	1:49.544
20	43.232	1:51.866
70	48.836	1:51.634
13	49.323	1:52.609
72	56.566	1:53.719
40	57.404	1:53.679
123	57.926	1:53.394
94	58.748	1:56.503
192	1:00.902	1:50.824
3	1:10.251	1:56.124
32	1:12.506	1:54.400
9	1:12.694	1:58.165
83	1:14.038	1:55.173
80	1:15.777	2:00.995
23	1:25.962	1:56.395
86	1:29.446	1:58.242
44	1:29.604	2:00.441
85	1:30.044	1:58.171
5	1:37.318	2:06.223
50	1:46.377	1:58.373
77	1:46.852	1:58.968
30	1:58.635	2:04.285
31	2:01.187	2:04.774

Weather / Track : Cloudy / Dry

Donington Park GP

Circuit Length = 2.4873 miles

Start: 11:20 Flag 11:31 End: 11:33

Results can be found at www.tsl-timing.com

Printed - 11:36 Saturday, 09 April 2016

BMCRC - MRO Championships 2016 - Rnd 2 @ Donington Park GP

Thunderbike Sport

RACE 1 - SECTOR ANALYSIS

SECTOR 1 = FL to I1, SECTOR 2 = I1 to FL, DIFF = Difference To Personal Best Lap

P1		2		Andrew GILL		Kawasaki - RMKD Racing	
IDEAL LAP TIME : 1:44.297		BEST LAP TIME : 1:44.297		DIFFERENCE : 0.000			
LAP	SECTOR 1	SECTOR 2	LAP TIME	MPH	DIFF	TIME OF DAY	
1 -		55.059	1:55.677	77.40	11.380	11:22:26.843	
2 -	52.393	55.442	1:47.835	83.03	3.538	11:24:14.678	
3 -	51.379	55.161	1:46.540	84.04	2.243	11:26:01.218	
4 -	51.009	55.422	1:46.431 (3)	84.13	2.134	11:27:47.649	
5 -	50.538	53.759	1:44.297 (1)	85.85		11:29:31.946	
6 -	51.117	54.040	1:45.157 (2)	85.15	0.860	11:31:17.103	

P2		47		Mark TROWELL		Yamaha -	
IDEAL LAP TIME : 1:44.470		BEST LAP TIME : 1:44.470		DIFFERENCE : 0.000			
LAP	SECTOR 1	SECTOR 2	LAP TIME	MPH	DIFF	TIME OF DAY	
1 -		55.435	1:54.486	78.21	10.016	11:22:25.652	
2 -	53.167	55.347	1:48.514	82.51	4.044	11:24:14.166	
3 -	51.534	55.039	1:46.573 (3)	84.02	2.103	11:26:00.739	
4 -	51.902	54.695	1:46.597	84.00	2.127	11:27:47.336	
5 -	50.354	54.116	1:44.470 (1)	85.71		11:29:31.806	
6 -	51.768	54.381	1:46.149 (2)	84.35	1.679	11:31:17.955	

P3		12		Jake POVAH		Suzuki - www.78plate.com	
IDEAL LAP TIME : 1:45.341		BEST LAP TIME : 1:45.859		DIFFERENCE : 0.518			
LAP	SECTOR 1	SECTOR 2	LAP TIME	MPH	DIFF	TIME OF DAY	
1 -		55.314	1:53.518	78.88	7.659	11:22:24.684	
2 -	52.930	54.429	1:47.359	83.40	1.500	11:24:12.043	
3 -	52.293	54.403	1:46.696 (3)	83.92	0.837	11:25:58.739	
4 -	52.253	54.244	1:46.497 (2)	84.08	0.638	11:27:45.236	
5 -	52.186	55.006	1:47.192	83.53	1.333	11:29:32.428	
6 -	51.097	54.762	1:45.859 (1)	84.58		11:31:18.287	

P4		186		Paul WITHERINGTON		Suzuki - P&R plumbing	
IDEAL LAP TIME : 1:44.871		BEST LAP TIME : 1:44.871		DIFFERENCE : 0.000			
LAP	SECTOR 1	SECTOR 2	LAP TIME	MPH	DIFF	TIME OF DAY	
1 -		55.402	1:53.704	78.75	8.833	11:22:24.870	
2 -	52.983	55.434	1:48.417	82.59	3.546	11:24:13.287	
3 -	51.955	55.742	1:47.697	83.14	2.826	11:26:00.984	
4 -	52.049	54.779	1:46.828 (3)	83.82	1.957	11:27:47.812	
5 -	50.840	54.031	1:44.871 (1)	85.38		11:29:32.683	
6 -	51.245	54.381	1:45.626 (2)	84.77	0.755	11:31:18.309	

P5		54		Adam JAMISON		Suzuki - AJ Racing	
IDEAL LAP TIME : 1:46.560		BEST LAP TIME : 1:46.789		DIFFERENCE : 0.229			
LAP	SECTOR 1	SECTOR 2	LAP TIME	MPH	DIFF	TIME OF DAY	
1 -		56.163	1:54.792	78.00	8.003	11:22:25.958	
2 -	52.097	54.999	1:47.096 (3)	83.61	0.307	11:24:13.054	
3 -	51.962	54.853	1:46.815 (2)	83.83	0.026	11:25:59.869	
4 -	52.128	56.197	1:48.325	82.66	1.536	11:27:48.194	
5 -	51.707	55.082	1:46.789 (1)	83.85		11:29:34.983	
6 -	52.502	55.572	1:48.074	82.85	1.285	11:31:23.057	

P6		158		Steve COSTIN		Suzuki - AUTO REVIVE,SAKURA,LKY7SPORTS	
IDEAL LAP TIME : 1:48.044		BEST LAP TIME : 1:48.200		DIFFERENCE : 0.156			
LAP	SECTOR 1	SECTOR 2	LAP TIME	MPH	DIFF	TIME OF DAY	
1 -		57.355	1:55.150	77.76	6.950	11:22:26.316	
2 -	52.727	56.117	1:48.844	82.26	0.644	11:24:15.160	
3 -	52.411	56.135	1:48.546 (3)	82.49	0.346	11:26:03.706	
4 -	52.567	55.633	1:48.200 (1)	82.75		11:27:51.906	
5 -	52.638	55.777	1:48.415 (2)	82.59	0.215	11:29:40.321	

Weather / Track : Cloudy / Dry

Donington Park GP
Circuit Length = 2.4873 miles
Start: 11:20 Flag 11:31 End: 11:33

BMCRC - MRO Championships 2016 - Rnd 2 @ Donington Park GP

Thunderbike Sport

RACE 1 - SECTOR ANALYSIS

SECTOR 1 = FL to I1, SECTOR 2 = I1 to FL, DIFF = Difference To Personal Best Lap

6 - 52.873 56.040 1:48.913 82.21 0.713 11:31:29.234

P7 81 Malvern MAY			Ducati -			
IDEAL LAP TIME : 1:49.630			BEST LAP TIME : 1:50.563		DIFFERENCE : 0.933	
LAP	SECTOR 1	SECTOR 2	LAP TIME	MPH	DIFF	TIME OF DAY
1 -		56.563	1:57.123	76.45	6.560	11:22:28.289
2 -	54.051	56.575	1:50.626 (2)	80.94	0.063	11:24:18.915
3 -	54.854	55.781	1:50.635 (3)	80.93	0.072	11:26:09.550
4 -	53.955	57.081	1:51.036	80.64	0.473	11:28:00.586
5 -	53.849	56.714	1:50.563 (1)	80.98		11:29:51.149
6 -	54.483	56.334	1:50.817	80.80	0.254	11:31:41.966

P8 444 Mark WILLIAMS			Suzuki - F.C.L MOTORCYCLES			
IDEAL LAP TIME : 1:49.300			BEST LAP TIME : 1:49.300		DIFFERENCE : 0.000	
LAP	SECTOR 1	SECTOR 2	LAP TIME	MPH	DIFF	TIME OF DAY
1 -		56.712	1:56.576	76.81	7.276	11:22:27.742
2 -	53.065	56.235	1:49.300 (1)	81.92		11:24:17.042
3 -	53.598	57.552	1:51.150 (2)	80.56	1.850	11:26:08.192
4 -	53.998	57.548	1:51.546	80.27	2.246	11:27:59.738
5 -	53.890	57.308	1:51.198 (3)	80.52	1.898	11:29:50.936
6 -	54.958	58.129	1:53.087	79.18	3.787	11:31:44.023

P9 48 Shaun WALLIS			Suzuki -			
IDEAL LAP TIME : 1:49.497			BEST LAP TIME : 1:50.065		DIFFERENCE : 0.568	
LAP	SECTOR 1	SECTOR 2	LAP TIME	MPH	DIFF	TIME OF DAY
1 -		57.034	1:58.014	75.87	7.949	11:22:29.180
2 -	53.584	56.481	1:50.065 (1)	81.35		11:24:19.245
3 -	54.685	57.574	1:52.259	79.76	2.194	11:26:11.504
4 -	54.638	56.971	1:51.609	80.23	1.544	11:28:03.113
5 -	53.720	56.411	1:50.131 (2)	81.30	0.066	11:29:53.244
6 -	53.086	57.787	1:50.873 (3)	80.76	0.808	11:31:44.117

P10 199 Lloyd COLLINS			Suzuki - Warren Drives			
IDEAL LAP TIME : 1:51.316			BEST LAP TIME : 1:51.316		DIFFERENCE : 0.000	
LAP	SECTOR 1	SECTOR 2	LAP TIME	MPH	DIFF	TIME OF DAY
1 -		57.635	1:58.999	75.24	7.683	11:22:30.165
2 -	53.955	57.361	1:51.316 (1)	80.44		11:24:21.481
3 -	54.248	58.883	1:53.131	79.15	1.815	11:26:14.612
4 -	54.624	59.138	1:53.762	78.71	2.446	11:28:08.374
5 -	54.496	57.729	1:52.225 (3)	79.79	0.909	11:30:00.599
6 -	54.084	57.582	1:51.666 (2)	80.18	0.350	11:31:52.265

P11 58 Michael SIMMONS			Kawasaki - Westcountry Windings			
IDEAL LAP TIME : 1:50.030			BEST LAP TIME : 1:50.030		DIFFERENCE : 0.000	
LAP	SECTOR 1	SECTOR 2	LAP TIME	MPH	DIFF	TIME OF DAY
1 -		58.406	2:02.808	72.91	12.778	11:22:33.974
2 -	55.204	57.620	1:52.824	79.36	2.794	11:24:26.798
3 -	56.194	57.944	1:54.138	78.45	4.108	11:26:20.936
4 -	55.070	57.191	1:52.261 (3)	79.76	2.231	11:28:13.197
5 -	54.868	56.962	1:51.830 (2)	80.07	1.800	11:30:05.027
6 -	54.161	55.869	1:50.030 (1)	81.38		11:31:55.057

P12 93 Jack WALLIS			Suzuki - Grumpdad			
IDEAL LAP TIME : 1:51.189			BEST LAP TIME : 1:51.532		DIFFERENCE : 0.343	
LAP	SECTOR 1	SECTOR 2	LAP TIME	MPH	DIFF	TIME OF DAY
1 -		58.633	2:01.642	73.61	10.110	11:22:32.808
2 -	55.989	58.418	1:54.407	78.26	2.875	11:24:27.215
3 -	55.576	57.859	1:53.435	78.93	1.903	11:26:20.650

Weather / Track : Cloudy / Dry

Donington Park GP
Circuit Length = 2.4873 miles
Start: 11:20 Flag 11:31 End: 11:33

BMCRC - MRO Championships 2016 - Rnd 2 @ Donington Park GP

Thunderbike Sport

RACE 1 - SECTOR ANALYSIS

SECTOR 1 = FL to I1, SECTOR 2 = I1 to FL, DIFF = Difference To Personal Best Lap

4 -	54.844	56.688	1:51.532 (1)	80.28		11:28:12.182
5 -	55.193	56.408	1:51.601 (2)	80.23	0.069	11:30:03.783
6 -	54.781	57.037	1:51.818 (3)	80.08	0.286	11:31:55.601

P13 195	Robert CADIZ		Suzuki -			
IDEAL LAP TIME : 1:50.529		BEST LAP TIME : 1:50.529		DIFFERENCE : 0.000		
LAP	SECTOR 1	SECTOR 2	LAP TIME	MPH	DIFF	TIME OF DAY
1 -		58.841	2:04.596	71.86	14.067	11:22:35.762
2 -	55.077	57.885	1:52.962	79.26	2.433	11:24:28.724
3 -	55.331	57.924	1:53.255	79.06	2.726	11:26:21.979
4 -	54.703	57.357	1:52.060 (3)	79.90	1.531	11:28:14.039
5 -	54.383	57.036	1:51.419 (2)	80.36	0.890	11:30:05.458
6 -	54.008	56.521	1:50.529 (1)	81.01		11:31:55.987

P14 285	Justin KELLY		Suzuki -			
IDEAL LAP TIME : 1:48.377		BEST LAP TIME : 1:49.002		DIFFERENCE : 0.625		
LAP	SECTOR 1	SECTOR 2	LAP TIME	MPH	DIFF	TIME OF DAY
1 -		59.447	2:08.748	69.55	19.746	11:22:39.914
2 -	56.958	57.923	1:54.881	77.94	5.879	11:24:34.795
3 -	54.486	57.954	1:52.440	79.63	3.438	11:26:27.235
4 -	53.976	57.972	1:51.948 (3)	79.98	2.946	11:28:19.183
5 -	53.185	55.817	1:49.002 (1)	82.14		11:30:08.185
6 -	52.560	56.984	1:49.544 (2)	81.74	0.542	11:31:57.729

P15 20	Jose TOUCEDA		Suzuki - Cell2			
IDEAL LAP TIME : 1:50.829		BEST LAP TIME : 1:50.829		DIFFERENCE : 0.000		
LAP	SECTOR 1	SECTOR 2	LAP TIME	MPH	DIFF	TIME OF DAY
1 -		1:00.413	2:09.042	69.39	18.213	11:22:40.208
2 -	55.829	58.170	1:53.999	78.54	3.170	11:24:34.207
3 -	54.508	57.914	1:52.422	79.65	1.593	11:26:26.629
4 -	54.126	56.885	1:51.011 (2)	80.66	0.182	11:28:17.640
5 -	54.041	56.788	1:50.829 (1)	80.79		11:30:08.469
6 -	54.499	57.367	1:51.866 (3)	80.04	1.037	11:32:00.335

P16 70	Peter THORNTON		Suzuki - Cadmatic			
IDEAL LAP TIME : 1:50.614		BEST LAP TIME : 1:51.068		DIFFERENCE : 0.454		
LAP	SECTOR 1	SECTOR 2	LAP TIME	MPH	DIFF	TIME OF DAY
1 -		59.923	2:11.621	68.03	20.553	11:22:42.787
2 -	57.357	57.469	1:54.826	77.98	3.758	11:24:37.613
3 -	54.822	58.831	1:53.653	78.78	2.585	11:26:31.266
4 -	54.407	56.661	1:51.068 (1)	80.62		11:28:22.334
5 -	55.218	56.753	1:51.971 (3)	79.97	0.903	11:30:14.305
6 -	53.953	57.681	1:51.634 (2)	80.21	0.566	11:32:05.939

P17 13	Rob TAYLOR		Suzuki -			
IDEAL LAP TIME : 1:52.609		BEST LAP TIME : 1:52.609		DIFFERENCE : 0.000		
LAP	SECTOR 1	SECTOR 2	LAP TIME	MPH	DIFF	TIME OF DAY
1 -		59.694	2:04.177	72.11	11.568	11:22:35.343
2 -	56.591	58.594	1:55.185	77.73	2.576	11:24:30.528
3 -	56.090	58.490	1:54.580 (3)	78.15	1.971	11:26:25.108
4 -	55.437	59.185	1:54.622	78.12	2.013	11:28:19.730
5 -	55.293	58.794	1:54.087 (2)	78.48	1.478	11:30:13.817
6 -	55.247	57.362	1:52.609 (1)	79.51		11:32:06.426

P18 72	Kevin MILLER		Honda - Mechanical Air Supplies Ltd			
IDEAL LAP TIME : 1:53.251		BEST LAP TIME : 1:53.719		DIFFERENCE : 0.468		
LAP	SECTOR 1	SECTOR 2	LAP TIME	MPH	DIFF	TIME OF DAY
1 -		1:00.020	2:07.157	70.42	13.438	11:22:38.323

Weather / Track : Cloudy / Dry

Donington Park GP
Circuit Length = 2.4873 miles
Start: 11:20 Flag 11:31 End: 11:33

BMCRC - MRO Championships 2016 - Rnd 2 @ Donington Park GP

Thunderbike Sport

RACE 1 - SECTOR ANALYSIS

SECTOR 1 = FL to I1, SECTOR 2 = I1 to FL, DIFF = Difference To Personal Best Lap

2 -	57.905	59.476	1:57.381	76.28	3.662	11:24:35.704
3 -	55.321	59.829	1:55.150	77.76	1.431	11:26:30.854
4 -	56.072	58.573	1:54.645 (3)	78.10	0.926	11:28:25.499
5 -	55.272	59.179	1:54.451 (2)	78.23	0.732	11:30:19.950
6 -	55.740	57.979	1:53.719 (1)	78.74		11:32:13.669

P19 40		Simon SNOWDEN		Ducati - Wheels motorcycles peterborough			
IDEAL LAP TIME : 1:53.329		BEST LAP TIME : 1:53.679		DIFFERENCE : 0.350			
LAP	SECTOR 1	SECTOR 2	LAP TIME	MPH	DIFF	TIME OF DAY	
1 -		59.481	2:07.713	70.11	14.034	11:22:38.879	
2 -	58.684	59.532	1:58.216	75.74	4.537	11:24:37.095	
3 -	55.759	58.973	1:54.732	78.04	1.053	11:26:31.827	
4 -	56.743	57.966	1:54.709 (3)	78.06	1.030	11:28:26.536	
5 -	56.722	57.570	1:54.292 (2)	78.34	0.613	11:30:20.828	
6 -	55.929	57.750	1:53.679 (1)	78.76		11:32:14.507	

P20 123		Tham EVANS		Honda - Vanilla Electronics			
IDEAL LAP TIME : 1:52.032		BEST LAP TIME : 1:52.032		DIFFERENCE : 0.000			
LAP	SECTOR 1	SECTOR 2	LAP TIME	MPH	DIFF	TIME OF DAY	
1 -		1:00.916	2:10.734	68.49	18.702	11:22:41.900	
2 -	57.535	59.942	1:57.477	76.22	5.445	11:24:39.377	
3 -	57.701	59.604	1:57.305	76.33	5.273	11:26:36.682	
4 -	54.557	57.475	1:52.032 (1)	79.92		11:28:28.714	
5 -	55.127	57.794	1:52.921 (2)	79.29	0.889	11:30:21.635	
6 -	55.541	57.853	1:53.394 (3)	78.96	1.362	11:32:15.029	

P21 94 R		Andrew APPLEBY		Yamaha -			
IDEAL LAP TIME : 1:54.096		BEST LAP TIME : 1:54.391		DIFFERENCE : 0.295			
LAP	SECTOR 1	SECTOR 2	LAP TIME	MPH	DIFF	TIME OF DAY	
1 -		1:00.067	2:06.659	70.69	12.268	11:22:37.825	
2 -	56.485	59.532	1:56.017 (3)	77.18	1.626	11:24:33.842	
3 -	56.370	1:00.295	1:56.665	76.75	2.274	11:26:30.507	
4 -	55.171	59.279	1:54.450 (2)	78.23	0.059	11:28:24.957	
5 -	54.817	59.574	1:54.391 (1)	78.27		11:30:19.348	
6 -	56.724	59.779	1:56.503	76.86	2.112	11:32:15.851	

P22 192 R		Benjamin ROWSWELL		Suzuki - DRM. Isenhurst.			
IDEAL LAP TIME : 1:50.824		BEST LAP TIME : 1:50.824		DIFFERENCE : 0.000			
LAP	SECTOR 1	SECTOR 2	LAP TIME	MPH	DIFF	TIME OF DAY	
1 -		1:00.669	2:11.291	68.20	20.467	11:22:42.457	
2 -	59.676	1:02.608	2:02.284	73.22	11.460	11:24:44.741	
3 -	57.180	59.254	1:56.434	76.90	5.610	11:26:41.175	
4 -	55.404	58.822	1:54.226 (3)	78.39	3.402	11:28:35.401	
5 -	54.413	57.367	1:51.780 (2)	80.10	0.956	11:30:27.181	
6 -	53.834	56.990	1:50.824 (1)	80.79		11:32:18.005	

P23 3		Marcus NEWALL		Yamaha - Mum & Dad			
IDEAL LAP TIME : 1:55.843		BEST LAP TIME : 1:56.124		DIFFERENCE : 0.281			
LAP	SECTOR 1	SECTOR 2	LAP TIME	MPH	DIFF	TIME OF DAY	
1 -		1:00.595	2:09.627	69.07	13.503	11:22:40.793	
2 -	58.165	59.323	1:57.488	76.21	1.364	11:24:38.281	
3 -	58.583	1:00.231	1:58.814	75.36	2.690	11:26:37.095	
4 -	57.326	59.539	1:56.865 (2)	76.62	0.741	11:28:33.960	
5 -	58.157	59.113	1:57.270 (3)	76.35	1.146	11:30:31.230	
6 -	57.607	58.517	1:56.124 (1)	77.11		11:32:27.354	

Weather / Track : Cloudy / Dry

Donington Park GP
Circuit Length = 2.4873 miles
Start: 11:20 Flag 11:31 End: 11:33

BMCRC - MRO Championships 2016 - Rnd 2 @ Donington Park GP

Thunderbike Sport

RACE 1 - SECTOR ANALYSIS

SECTOR 1 = FL to I1, SECTOR 2 = I1 to FL, DIFF = Difference To Personal Best Lap

P24 32		Thomas WILLIAMS		Honda -		
IDEAL LAP TIME : 1:54.400		BEST LAP TIME : 1:54.400		DIFFERENCE : 0.000		
LAP	SECTOR 1	SECTOR 2	LAP TIME	MPH	DIFF	TIME OF DAY
1 -		1:02.388	2:13.054	67.29	18.654	11:22:44.220
2 -	58.579	1:02.327	2:00.906	74.06	6.506	11:24:45.126
3 -	57.396	59.959	1:57.355 (3)	76.30	2.955	11:26:42.481
4 -	57.945	1:00.196	1:58.141	75.79	3.741	11:28:40.622
5 -	56.149	58.438	1:54.587 (2)	78.14	0.187	11:30:35.209
6 -	56.116	58.284	1:54.400 (1)	78.27		11:32:29.609

P25 9		Vincent LEWIN		Suzuki - vinitwinracing.co.uk		
IDEAL LAP TIME : 1:54.482		BEST LAP TIME : 1:54.482		DIFFERENCE : 0.000		
LAP	SECTOR 1	SECTOR 2	LAP TIME	MPH	DIFF	TIME OF DAY
1 -		1:01.023	2:10.525	68.60	16.043	11:22:41.691
2 -	57.522	59.908	1:57.430 (2)	76.25	2.948	11:24:39.121
3 -	58.858	1:01.327	2:00.185	74.50	5.703	11:26:39.306
4 -	57.824	1:00.020	1:57.844 (3)	75.98	3.362	11:28:37.150
5 -	56.230	58.252	1:54.482 (1)	78.21		11:30:31.632
6 -	57.434	1:00.731	1:58.165	75.77	3.683	11:32:29.797

P26 83 R		Glen CADRUVI		Honda - Kent Commercial Laundry Repairs		
IDEAL LAP TIME : 1:54.675		BEST LAP TIME : 1:55.173		DIFFERENCE : 0.498		
LAP	SECTOR 1	SECTOR 2	LAP TIME	MPH	DIFF	TIME OF DAY
1 -		1:02.007	2:10.207	68.77	15.034	11:22:41.373
2 -	59.555	1:01.326	2:00.881	74.07	5.708	11:24:42.254
3 -	59.066	1:00.124	1:59.190	75.12	4.017	11:26:41.444
4 -	58.393	59.583	1:57.976 (3)	75.90	2.803	11:28:39.420
5 -	58.229	58.319	1:56.548 (2)	76.83	1.375	11:30:35.968
6 -	56.356	58.817	1:55.173 (1)	77.74		11:32:31.141

P27 80 R		Matt CLARKE		Honda - Hayley Group PLC		
IDEAL LAP TIME : 1:55.788		BEST LAP TIME : 1:55.788		DIFFERENCE : 0.000		
LAP	SECTOR 1	SECTOR 2	LAP TIME	MPH	DIFF	TIME OF DAY
1 -		1:00.737	2:08.147	69.87	12.359	11:22:39.313
2 -	59.478	59.938	1:59.416	74.98	3.628	11:24:38.729
3 -	59.371	59.787	1:59.158 (3)	75.14	3.370	11:26:37.887
4 -	58.862	59.348	1:58.210 (2)	75.75	2.422	11:28:36.097
5 -	57.448	58.340	1:55.788 (1)	77.33		11:30:31.885
6 -	57.753	1:03.242	2:00.995	74.00	5.207	11:32:32.880

P28 23		Claire BECKETT		Suzuki -		
IDEAL LAP TIME : 1:55.884		BEST LAP TIME : 1:56.395		DIFFERENCE : 0.511		
LAP	SECTOR 1	SECTOR 2	LAP TIME	MPH	DIFF	TIME OF DAY
1 -		1:01.539	2:11.704	67.98	15.309	11:22:42.870
2 -	1:00.011	1:04.309	2:04.320	72.02	7.925	11:24:47.190
3 -	57.529	1:02.742	2:00.271 (3)	74.45	3.876	11:26:47.461
4 -	57.957	1:00.596	1:58.553 (2)	75.53	2.158	11:28:46.014
5 -	59.382	1:01.274	2:00.656	74.21	4.261	11:30:46.670
6 -	58.040	58.355	1:56.395 (1)	76.93		11:32:43.065

P29 86		Steve RICHARDS		Honda -		
IDEAL LAP TIME : 1:57.393		BEST LAP TIME : 1:58.242		DIFFERENCE : 0.849		
LAP	SECTOR 1	SECTOR 2	LAP TIME	MPH	DIFF	TIME OF DAY
1 -		1:02.785	2:17.180	65.27	18.938	11:22:48.346
2 -	59.191	1:02.361	2:01.552	73.66	3.310	11:24:49.898
3 -	59.061	1:00.231	1:59.292 (2)	75.06	1.050	11:26:49.190
4 -	59.578	1:00.096	1:59.674	74.82	1.432	11:28:48.864
5 -	58.383	1:01.060	1:59.443 (3)	74.96	1.201	11:30:48.307

Weather / Track : Cloudy / Dry

Donington Park GP
Circuit Length = 2.4873 miles
Start: 11:20 Flag 11:31 End: 11:33

BMCRC - MRO Championships 2016 - Rnd 2 @ Donington Park GP

Thunderbike Sport

RACE 1 - SECTOR ANALYSIS

SECTOR 1 = FL to I1, SECTOR 2 = I1 to FL, DIFF = Difference To Personal Best Lap

6 - 57.297 1:00.945 1:58.242 (1) 75.72 11:32:46.549

P30 44 James BUCKETT		Kawasaki - Sorrymate.com				
IDEAL LAP TIME : 1:58.448		BEST LAP TIME : 1:58.681				
		DIFFERENCE : 0.233				
LAP	SECTOR 1	SECTOR 2	LAP TIME	MPH	DIFF	TIME OF DAY
1 -		1:02.666	2:14.063	66.79	15.382	11:22:45.229
2 -	57.560	1:03.531	2:01.091	73.94	2.410	11:24:46.320
3 -	58.116	1:02.241	2:00.357 (2)	74.39	1.676	11:26:46.677
4 -	57.793	1:00.888	1:58.681 (1)	75.44		11:28:45.358
5 -	59.290	1:01.618	2:00.908	74.06	2.227	11:30:46.266
6 -	57.967	1:02.474	2:00.441 (3)	74.34	1.760	11:32:46.707

P31 85 Andrew KITE		Ducati - Finology Limited				
IDEAL LAP TIME : 1:57.174		BEST LAP TIME : 1:58.171				
		DIFFERENCE : 0.997				
LAP	SECTOR 1	SECTOR 2	LAP TIME	MPH	DIFF	TIME OF DAY
1 -		1:04.458	2:16.650	65.52	18.479	11:22:47.816
2 -	1:00.018	1:04.306	2:04.324	72.02	6.153	11:24:52.140
3 -	58.933	1:00.971	1:59.904	74.68	1.733	11:26:52.044
4 -	57.271	1:00.909	1:58.180 (2)	75.76	0.009	11:28:50.224
5 -	57.539	1:01.213	1:58.752 (3)	75.40	0.581	11:30:48.976
6 -	58.268	59.903	1:58.171 (1)	75.77		11:32:47.147

P32 5 Paul WILSON		Kawasaki -				
IDEAL LAP TIME : 1:57.845		BEST LAP TIME : 1:59.559				
		DIFFERENCE : 1.714				
LAP	SECTOR 1	SECTOR 2	LAP TIME	MPH	DIFF	TIME OF DAY
1 -		1:00.220	2:06.970	70.52	7.411	11:22:38.136
2 -	57.625	1:01.934	1:59.559 (1)	74.89		11:24:37.695
3 -	58.973	1:04.302	2:03.275 (3)	72.63	3.716	11:26:40.970
4 -	1:00.837	1:03.395	2:04.232	72.07	4.673	11:28:45.202
5 -	59.954	1:03.042	2:02.996 (2)	72.80	3.437	11:30:48.198
6 -	1:00.660	1:05.563	2:06.223	70.94	6.664	11:32:54.421

P33 50 Steve YOUNG		Suzuki - Cadmatic Engineering				
IDEAL LAP TIME : 1:58.373		BEST LAP TIME : 1:58.373				
		DIFFERENCE : 0.000				
LAP	SECTOR 1	SECTOR 2	LAP TIME	MPH	DIFF	TIME OF DAY
1 -		1:04.784	2:18.879	64.47	20.506	11:22:50.045
2 -	59.699	1:05.686	2:05.385	71.41	7.012	11:24:55.430
3 -	1:00.125	1:06.067	2:06.192	70.95	7.819	11:27:01.622
4 -	1:00.854	1:02.867	2:03.721 (3)	72.37	5.348	11:29:05.343
5 -	58.209	1:01.555	1:59.764 (2)	74.76	1.391	11:31:05.107
6 -	57.865	1:00.508	1:58.373 (1)	75.64		11:33:03.480

P34 77 Ray PETTY		Kawasaki -				
IDEAL LAP TIME : 1:58.968		BEST LAP TIME : 1:58.968				
		DIFFERENCE : 0.000				
LAP	SECTOR 1	SECTOR 2	LAP TIME	MPH	DIFF	TIME OF DAY
1 -		1:12.544	2:25.499	61.54	26.531	11:22:56.665
2 -	59.004	1:01.867	2:00.871 (3)	74.08	1.903	11:24:57.536
3 -	58.608	1:04.663	2:03.271	72.64	4.303	11:27:00.807
4 -	1:00.775	1:02.855	2:03.630	72.42	4.662	11:29:04.437
5 -	58.414	1:02.136	2:00.550 (2)	74.28	1.582	11:31:04.987
6 -	58.413	1:00.555	1:58.968 (1)	75.26		11:33:03.955

P35 30 Andy BARTLETT		Laverda -				
IDEAL LAP TIME : 2:03.771		BEST LAP TIME : 2:04.069				
		DIFFERENCE : 0.298				
LAP	SECTOR 1	SECTOR 2	LAP TIME	MPH	DIFF	TIME OF DAY
1 -		1:03.748	2:17.370	65.18	13.301	11:22:48.536
2 -	1:00.154	1:05.270	2:05.424 (3)	71.39	1.355	11:24:53.960
3 -	1:01.264	1:05.736	2:07.000	70.50	2.931	11:27:00.960

Donington Park GP

Circuit Length = 2.4873 miles

Start: 11:20 Flag 11:31 End: 11:33

Weather / Track : Cloudy / Dry

BMCRC - MRO Championships 2016 - Rnd 2 @ Donington Park GP

Thunderbike Sport

RACE 1 - SECTOR ANALYSIS

SECTOR 1 = FL to I1, SECTOR 2 = I1 to FL, DIFF = Difference To Personal Best Lap

4 -	1:01.199	1:05.225	2:06.424	70.82	2.355	11:29:07.384
5 -	1:00.023	1:04.046	2:04.069 (1)	72.17		11:31:11.453
6 -	1:00.444	1:03.841	2:04.285 (2)	72.04	0.216	11:33:15.738

P36 31	Kelvin EVENDEN	Suzuki - Glosrose Group				
IDEAL LAP TIME : 2:04.604	BEST LAP TIME : 2:04.774	DIFFERENCE : 0.170				
LAP	SECTOR 1	SECTOR 2	LAP TIME	MPH	DIFF	TIME OF DAY
1 -		1:04.851	2:17.348	65.19	12.574	11:22:48.514
2 -	1:00.748	1:04.059	2:04.807 (2)	71.74	0.033	11:24:53.321
3 -	1:01.168	1:05.785	2:06.953	70.53	2.179	11:27:00.274
4 -	1:01.216	1:05.568	2:06.784	70.62	2.010	11:29:07.058
5 -	1:01.856	1:04.602	2:06.458 (3)	70.80	1.684	11:31:13.516
6 -	1:00.918	1:03.856	2:04.774 (1)	71.76		11:33:18.290

P37 43	Colin WALKEY	Kawasaki - ELP Racing				
IDEAL LAP TIME : 1:47.623	BEST LAP TIME : 1:49.667	DIFFERENCE : 2.044				
LAP	SECTOR 1	SECTOR 2	LAP TIME	MPH	DIFF	TIME OF DAY
1 -		55.503	1:53.488 (2)	78.90	3.821	11:22:24.654
2 -	52.828	56.839	1:49.667 (1)	81.65		11:24:14.321

P38 24	Harley GODZISZ	Honda -				
IDEAL LAP TIME : 2:01.147	BEST LAP TIME : 2:11.395	DIFFERENCE : 10.248				
LAP	SECTOR 1	SECTOR 2	LAP TIME	MPH	DIFF	TIME OF DAY
1 -		1:02.073	2:11.395 (1)	68.14		11:22:42.561

P39 185	James ROBINSON	Honda - claire palastanga ceramics				
IDEAL LAP TIME : 2:00.041	BEST LAP TIME : 2:12.034	DIFFERENCE : 11.993				
LAP	SECTOR 1	SECTOR 2	LAP TIME	MPH	DIFF	TIME OF DAY
1 -		1:01.205	2:12.034 (1)	67.81		11:22:43.200

BMCRC - MRO Championships 2016 - Rnd 2 @ Donington Park GP

Thunderbike Sport

RACE 1 - BEST SECTORS

SECTOR 1			SECTOR 2			IDEAL / BEST COMPARISON						
POS	NO	NAME	TIME	NO	NAME	TIME	POS	NO	NAME	IDEAL	BEST	DIFF
									PERFECT LAP	1:44.113		
1	47	TROWELL	50.354	2	GILL	53.759	1	2	GILL	1:44.297	1:44.297	0.000
2	2	GILL	50.538	186	WITHERINGTON	54.031	2	47	TROWELL	1:44.470	1:44.470	0.000
3	186	WITHERINGTON	50.840	47	TROWELL	54.116	3	186	WITHERINGTON	1:44.871	1:44.871	0.000
4	12	POVAH	51.097	12	POVAH	54.244	4	12	POVAH	1:45.341	1:45.859	0.518
5	54	JAMISON	51.707	54	JAMISON	54.853	5	54	JAMISON	1:46.560	1:46.789	0.229
6	43	WALKEY	52.120	43	WALKEY	55.503	6	43	WALKEY	1:47.623	1:49.667	2.044
7	158	COSTIN	52.411	158	COSTIN	55.633	7	158	COSTIN	1:48.044	1:48.200	0.156
8	285	KELLY	52.560	81	MAY	55.781	8	285	KELLY	1:48.377	1:49.002	0.625
9	444	WILLIAMS	53.065	285	KELLY	55.817	9	444	WILLIAMS	1:49.300	1:49.300	0.000
10	48	WALLIS	53.086	58	SIMMONS	55.869	10	48	WALLIS	1:49.497	1:50.065	0.568
11	192	ROWSWELL	53.834	444	WILLIAMS	56.235	11	81	MAY	1:49.630	1:50.563	0.933
12	81	MAY	53.849	93	WALLIS	56.408	12	58	SIMMONS	1:50.030	1:50.030	0.000
13	70	THORNTON	53.953	48	WALLIS	56.411	13	195	CADIZ	1:50.529	1:50.529	0.000
14	199	COLLINS	53.955	195	CADIZ	56.521	14	70	THORNTON	1:50.614	1:51.068	0.454
15	195	CADIZ	54.008	70	THORNTON	56.661	15	192	ROWSWELL	1:50.824	1:50.824	0.000
16	20	TOUCEDA	54.041	20	TOUCEDA	56.788	16	20	TOUCEDA	1:50.829	1:50.829	0.000
17	58	SIMMONS	54.161	192	ROWSWELL	56.990	17	93	WALLIS	1:51.189	1:51.532	0.343
18	123	EVANS	54.557	199	COLLINS	57.361	18	199	COLLINS	1:51.316	1:51.316	0.000
19	93	WALLIS	54.781	13	TAYLOR	57.362	19	123	EVANS	1:52.032	1:52.032	0.000
20	94	APPLEBY	54.817	123	EVANS	57.475	20	13	TAYLOR	1:52.609	1:52.609	0.000
21	13	TAYLOR	55.247	40	SNOWDEN	57.570	21	72	MILLER	1:53.251	1:53.719	0.468
22	72	MILLER	55.272	72	MILLER	57.979	22	40	SNOWDEN	1:53.329	1:53.679	0.350
23	40	SNOWDEN	55.759	9	LEWIN	58.252	23	94	APPLEBY	1:54.096	1:54.391	0.295
24	32	WILLIAMS	56.116	32	WILLIAMS	58.284	24	32	WILLIAMS	1:54.400	1:54.400	0.000
25	9	LEWIN	56.230	83	CADRUVI	58.319	25	9	LEWIN	1:54.482	1:54.482	0.000
26	83	CADRUVI	56.356	80	CLARKE	58.340	26	83	CADRUVI	1:54.675	1:55.173	0.498
27	85	KITE	57.271	23	BECKETT	58.355	27	80	CLARKE	1:55.788	1:55.788	0.000
28	86	RICHARDS	57.297	3	NEWALL	58.517	28	3	NEWALL	1:55.843	1:56.124	0.281
29	3	NEWALL	57.326	94	APPLEBY	59.279	29	23	BECKETT	1:55.884	1:56.395	0.511
30	80	CLARKE	57.448	85	KITE	59.903	30	85	KITE	1:57.174	1:58.171	0.997
31	23	BECKETT	57.529	86	RICHARDS	1:00.096	31	86	RICHARDS	1:57.393	1:58.242	0.849
32	44	BUCKETT	57.560	5	WILSON	1:00.220	32	5	WILSON	1:57.845	1:59.559	1.714
33	5	WILSON	57.625	50	YOUNG	1:00.508	33	50	YOUNG	1:58.373	1:58.373	0.000
34	50	YOUNG	57.865	77	PETTY	1:00.555	34	44	BUCKETT	1:58.448	1:58.681	0.233
35	77	PETTY	58.413	44	BUCKETT	1:00.888	35	77	PETTY	1:58.968	1:58.968	0.000
36	185	ROBINSON	58.836	185	ROBINSON	1:01.205	36	185	ROBINSON	2:00.041	2:12.034	11.993
37	24	GODZISZ	59.074	24	GODZISZ	1:02.073	37	24	GODZISZ	2:01.147	2:11.395	10.248
38	30	BARTLETT	1:00.023	30	BARTLETT	1:03.748	38	30	BARTLETT	2:03.771	2:04.069	0.298
39	31	EVENDEN	1:00.748	31	EVENDEN	1:03.856	39	31	EVENDEN	2:04.604	2:04.774	0.170
40												

Weather / Track : Cloudy / Dry

Donington Park GP

Circuit Length = 2.4873 miles

Start: 11:20 Flag 11:31 End: 11:33

Results can be found at www.tsl-timing.com

Printed - 11:36 Saturday, 09 April 2016

BMCRC - MRO Championships 2016 - Rnd 2 @ Donington Park GP



Thunderbike Sport

RACE 1 - CLASSIFICATION

POS	NO	CL	PIC NAME	ENTRY	LAPS	TIME	GAP	DIFF	MPH	BEST	ON
1	47		1 Mark TROWELL	Yamaha -	7	12:31.147			83.26	1:45.573	6
2	12		2 Jake POVAH	Suzuki - www.78plate.com	7	12:32.632	1.485	1.485	83.10	1:45.189	6
3	2		3 Andrew GILL	Kawasaki - RMKD Racing	7	12:32.803	1.656	0.171	83.08	1:45.420	5
4	158		4 Steve COSTIN	Suzuki - AUTO REVIVE, SAKURA, LKY7SPORTS	7	12:33.330	2.183	0.527	83.02	1:45.206	4
5	186		5 Paul WITHERINGTON	Suzuki - P&R plumbing	7	12:36.512	5.365	3.182	82.67	1:45.082	5
6	54		6 Adam JAMISON	Suzuki - AJ Racing	7	12:47.434	16.287	10.922	81.49	1:47.566	4
7	43		7 Colin WALKER	Kawasaki - ELP Racing	7	12:50.377	19.230	2.943	81.18	1:46.976	6
8	199		8 Lloyd COLLINS	Suzuki - Warren Drives	7	13:07.610	36.463	17.233	79.41	1:50.973	7
9	444		9 Mark WILLIAMS	Suzuki - F.C.L MOTORCYCLES	7	13:10.819	39.672	3.209	79.08	1:50.883	7
10	81		10 Malvern MAY	Ducati -	7	13:11.561	40.414	0.742	79.01	1:48.568	7
11	58		11 Michael SIMMONS	Kawasaki - Westcountry Windings	7	13:17.645	46.498	6.084	78.41	1:52.421	5
12	285		12 Justin KELLY	Suzuki -	7	13:23.914	52.767	6.269	77.80	1:50.439	6
13	192	R	1 Benjamin ROWSWELL	Suzuki - DRM. Isenhurst.	7	13:26.555	55.408	2.641	77.54	1:51.111	7
14	3		13 Marcus NEWALL	Yamaha - Mum & Dad	7	13:27.144	55.997	0.589	77.48	1:52.246	7
15	13		14 Rob TAYLOR	Suzuki -	7	13:28.226	57.079	1.082	77.38	1:51.808	7
16	72		15 Kevin MILLER	Honda - Mechanical Air Supplies Ltd	7	13:28.246	57.099	0.020	77.38	1:52.969	6
17	40		16 Simon SNOWDEN	Ducati - Wheels motorcycles peterborough	7	13:33.466	1:02.319	5.220	76.88	1:53.023	6
18	9		17 Vincent LEWIN	Suzuki - vinitwinracing.co.uk	7	13:39.166	1:08.019	5.700	76.35	1:53.330	7
19	123		18 Thom EVANS	Honda - Vanilla Electronics	7	13:45.652	1:14.505	6.486	75.75	1:53.257	7
20	185		19 James ROBINSON	Honda - claire palastanga ceramics	7	13:56.105	1:24.958	10.453	74.80	1:55.105	7
21	32		20 Thomas WILLIAMS	Honda -	7	14:03.803	1:32.656	7.698	74.12	1:54.341	7
22	86	R	2 Steve RICHARDS	Honda -	7	14:12.386	1:41.239	8.583	73.37	1:58.052	6
23	94	R	3 Andrew APPLEBY	Yamaha -	7	14:24.908	1:53.761	12.522	72.31	1:58.154	6
24	23		21 Claire BECKETT	Suzuki -	7	14:30.376	1:59.229	5.468	71.85	1:59.335	7
25	44		22 James BUCKETT	Kawasaki - Sorrymate.com	7	14:32.826	2:01.679	2.450	71.65	2:02.428	2
26	85		23 Andrew KITE	Ducati - Finology Limited	6	12:31.851	1 Lap	1 Lap	71.27	2:02.194	4
27	50		24 Steve YOUNG	Suzuki - Cadmatic Engineering	6	12:32.179	1 Lap	0.328	71.24	2:01.628	6
28	24		25 Harley GODZISZ	Honda -	6	12:32.781	1 Lap	0.602	71.18	2:01.411	6
29	77		26 Ray PETTY	Kawasaki -	6	12:35.524	1 Lap	2.743	70.93	2:01.749	3
30	5		27 Paul WILSON	Kawasaki -	6	12:36.763	1 Lap	1.239	70.81	2:02.078	2
31	30		28 Andy BARTLETT	Laverda -	6	12:51.059	1 Lap	14.296	69.50	2:04.268	6
32	31		29 Kelvin EVENDEN	Suzuki - Glosrose Group	6	12:55.217	1 Lap	4.158	69.12	2:03.650	6
33	143	R	4 Robert DAVIE	Suzuki -	6	12:59.312	1 Lap	4.095	68.76	2:04.707	6

NOT CLASSIFIED

DNF	70		Peter THORNTON	Suzuki - Cadmatic	6	11:24.418	1 Lap		78.30	1:50.768	5
DNF	93		Jack WALLIS	Suzuki - Grumpdad	6	12:21.000	1 Lap	56.582	72.32	1:57.295	4
DNF	80	R	Matt CLARKE	Honda - Hayley Group PLC	6	12:26.076	1 Lap	5.076	71.82	1:59.872	5
DNF	195		Robert CADIZ	Suzuki -	5	9:32.487	2 Laps	1 Lap	77.96	1:51.009	5
DNF	48		Shaun WALLIS	Suzuki -	3	5:48.435	4 Laps	2 Laps	76.70	1:53.687	2
DNF	61		Oliver FOOKS	Aprilia - Surrey Engineering Plant Services Ltd	0						
EX	83*	R	Glen CADRUVI	Honda - Kent Commercial Laundry Repairs	0						

FASTEST LAP

186			Paul WITHERINGTON	Suzuki - P&R plumbing	5	1:45.082		85.21 mph	137.13 kph		
192	R		Benjamin ROWSWELL	Suzuki - DRM. Isenhurst.	7	1:51.111		80.59 mph	129.69 kph		

* BIKE #83 - EXCLUDED FROM RESULTS, TECHNICAL INFRINGEMENT.

Class - 90% of Race Speed = 74.93 mph

Class R - 90% of Race Speed = 69.78 mph

Donington Park GP

Circuit Length = 2.4873 miles

Start: 09:54 Flag 10:07 End: 10:09

Weather / Track : Cloudy / Dry

These results are provisional until the conclusion of any judicial and technical matters.

Clerk Of Course :	Timekeeper :
-------------------	--------------

Results can be found at www.tsl-timing.com

Printed - 10:54 Sunday, 10 April 2016



BMCRC - MRO Championships 2016 - Rnd 2 @ Donington Park GP

Thunderbike Sport

RACE 1 - SECTOR ANALYSIS

SECTOR 1 = FL to I1, SECTOR 2 = I1 to FL, DIFF = Difference To Personal Best Lap

P1 47 Mark TROWELL		Yamaha -				
IDEAL LAP TIME : 1:45.386		BEST LAP TIME : 1:45.573		DIFFERENCE : 0.187		
LAP	SECTOR 1	SECTOR 2	LAP TIME	MPH	DIFF	TIME OF DAY
1 -		55.534	1:53.364	78.98	7.791	09:56:41.342
2 -	51.766	55.655	1:47.421	83.35	1.848	09:58:28.763
3 -	51.979	54.468	1:46.447	84.12	0.874	10:00:15.210
4 -	51.484	54.812	1:46.296	84.24	0.723	10:02:01.506
5 -	51.406	54.429	1:45.835 (2)	84.60	0.262	10:03:47.341
6 -	50.957	54.616	1:45.573 (1)	84.81		10:05:32.914
7 -	51.205	55.006	1:46.211 (3)	84.30	0.638	10:07:19.125

P2 12 Jake POVAH		Suzuki - www.78plate.com				
IDEAL LAP TIME : 1:45.110		BEST LAP TIME : 1:45.189		DIFFERENCE : 0.079		
LAP	SECTOR 1	SECTOR 2	LAP TIME	MPH	DIFF	TIME OF DAY
1 -		55.808	1:53.743	78.72	8.554	09:56:41.721
2 -	52.802	54.991	1:47.793	83.07	2.604	09:58:29.514
3 -	52.610	55.289	1:47.899	82.98	2.710	10:00:17.413
4 -	52.074	54.679	1:46.753	83.88	1.564	10:02:04.166
5 -	51.852	53.967	1:45.819 (3)	84.62	0.630	10:03:49.985
6 -	51.253	53.936	1:45.189 (1)	85.12		10:05:35.174
7 -	51.174	54.262	1:45.436 (2)	84.92	0.247	10:07:20.610

P3 2 Andrew GILL		Kawasaki - RMKD Racing				
IDEAL LAP TIME : 1:44.934		BEST LAP TIME : 1:45.420		DIFFERENCE : 0.486		
LAP	SECTOR 1	SECTOR 2	LAP TIME	MPH	DIFF	TIME OF DAY
1 -		56.524	1:55.287	77.67	9.867	09:56:43.265
2 -	53.006	54.846	1:47.852	83.02	2.432	09:58:31.117
3 -	51.818	54.609	1:46.427	84.13	1.007	10:00:17.544
4 -	51.738	54.310	1:46.048 (3)	84.43	0.628	10:02:03.592
5 -	51.617	53.803	1:45.420 (1)	84.94		10:03:49.012
6 -	51.131	54.494	1:45.625 (2)	84.77	0.205	10:05:34.637
7 -	51.177	54.967	1:46.144	84.36	0.724	10:07:20.781

P4 158 Steve COSTIN		Suzuki - AUTO REVIVE, SAKURA, LKY7SPORTS				
IDEAL LAP TIME : 1:44.810		BEST LAP TIME : 1:45.206		DIFFERENCE : 0.396		
LAP	SECTOR 1	SECTOR 2	LAP TIME	MPH	DIFF	TIME OF DAY
1 -		56.720	1:56.026	77.17	10.820	09:56:44.004
2 -	52.825	55.382	1:48.207	82.75	3.001	09:58:32.211
3 -	52.403	54.033	1:46.436	84.12	1.230	10:00:18.647
4 -	51.192	54.014	1:45.206 (1)	85.11		10:02:03.853
5 -	51.609	53.937	1:45.546 (3)	84.83	0.340	10:03:49.399
6 -	50.873	54.650	1:45.523 (2)	84.85	0.317	10:05:34.922
7 -	51.275	55.111	1:46.386	84.16	1.180	10:07:21.308

P5 186 Paul WITHERINGTON		Suzuki - P&R plumbing				
IDEAL LAP TIME : 1:44.911		BEST LAP TIME : 1:45.082		DIFFERENCE : 0.171		
LAP	SECTOR 1	SECTOR 2	LAP TIME	MPH	DIFF	TIME OF DAY
1 -		58.393	1:56.715	76.72	11.633	09:56:44.693
2 -	52.415	55.557	1:47.972	82.93	2.890	09:58:32.665
3 -	52.180	54.915	1:47.095	83.61	2.013	10:00:19.760
4 -	51.562	54.141	1:45.703 (2)	84.71	0.621	10:02:05.463
5 -	51.049	54.033	1:45.082 (1)	85.21		10:03:50.545
6 -	52.648	53.862	1:46.510 (3)	84.07	1.428	10:05:37.055
7 -	52.071	55.364	1:47.435	83.34	2.353	10:07:24.490

P6 54 Adam JAMISON		Suzuki - AJ Racing				
IDEAL LAP TIME : 1:47.566		BEST LAP TIME : 1:47.566		DIFFERENCE : 0.000		
LAP	SECTOR 1	SECTOR 2	LAP TIME	MPH	DIFF	TIME OF DAY

Weather / Track : Cloudy / Dry

Donington Park GP
Circuit Length = 2.4873 miles
Start: 09:54 Flag 10:07 End: 10:09

BMCRC - MRO Championships 2016 - Rnd 2 @ Donington Park GP

Thunderbike Sport

RACE 1 - SECTOR ANALYSIS

SECTOR 1 = FL to I1, SECTOR 2 = I1 to FL, DIFF = Difference To Personal Best Lap

1 -		56.536	1:55.561	77.48	7.995	09:56:43.539
2 -	53.005	55.175	1:48.180 (3)	82.77	0.614	09:58:31.719
3 -	52.738	55.078	1:47.816 (2)	83.05	0.250	10:00:19.535
4 -	52.638	54.928	1:47.566 (1)	83.24		10:02:07.101
5 -	53.230	55.246	1:48.476	82.54	0.910	10:03:55.577
6 -	53.608	55.102	1:48.710	82.37	1.144	10:05:44.287
7 -	54.651	56.474	1:51.125	80.58	3.559	10:07:35.412

P7 43 Colin WALKEY		Kawasaki - ELP Racing				
IDEAL LAP TIME : 1:46.976		BEST LAP TIME : 1:46.976		DIFFERENCE : 0.000		
LAP	SECTOR 1	SECTOR 2	LAP TIME	MPH	DIFF	TIME OF DAY

1 -		57.505	2:01.511	73.69	14.535	09:56:49.489
2 -	53.416	55.730	1:49.146	82.04	2.170	09:58:38.635
3 -	53.158	55.429	1:48.587	82.46	1.611	10:00:27.222
4 -	53.362	55.267	1:48.629	82.43	1.653	10:02:15.851
5 -	52.742	55.023	1:47.765 (3)	83.09	0.789	10:04:03.616
6 -	52.315	54.661	1:46.976 (1)	83.70		10:05:50.592
7 -	52.347	55.416	1:47.763 (2)	83.09	0.787	10:07:38.355

P8 199 Lloyd COLLINS		Suzuki - Warren Drives				
IDEAL LAP TIME : 1:50.202		BEST LAP TIME : 1:50.973		DIFFERENCE : 0.771		
LAP	SECTOR 1	SECTOR 2	LAP TIME	MPH	DIFF	TIME OF DAY

1 -		57.914	1:57.386	76.28	6.413	09:56:45.364
2 -	53.516	57.523	1:51.039 (2)	80.64	0.066	09:58:36.403
3 -	55.105	57.464	1:52.569	79.54	1.596	10:00:28.972
4 -	54.603	57.478	1:52.081	79.89	1.108	10:02:21.053
5 -	54.521	57.404	1:51.925	80.00	0.952	10:04:12.978
6 -	54.579	57.058	1:51.637 (3)	80.21	0.664	10:06:04.615
7 -	54.287	56.686	1:50.973 (1)	80.69		10:07:55.588

P9 444 Mark WILLIAMS		Suzuki - F.C.L MOTORCYCLES				
IDEAL LAP TIME : 1:50.518		BEST LAP TIME : 1:50.883		DIFFERENCE : 0.365		
LAP	SECTOR 1	SECTOR 2	LAP TIME	MPH	DIFF	TIME OF DAY

1 -		57.770	1:57.533	76.18	6.650	09:56:45.511
2 -	54.713	59.097	1:53.810	78.67	2.927	09:58:39.321
3 -	55.301	57.761	1:53.062	79.19	2.179	10:00:32.383
4 -	55.184	57.254	1:52.438	79.63	1.555	10:02:24.821
5 -	54.120	57.000	1:51.120 (2)	80.58	0.237	10:04:15.941
6 -	54.491	57.482	1:51.973 (3)	79.96	1.090	10:06:07.914
7 -	54.485	56.398	1:50.883 (1)	80.75		10:07:58.797

P10 81 Malvern MAY		Ducati -				
IDEAL LAP TIME : 1:48.568		BEST LAP TIME : 1:48.568		DIFFERENCE : 0.000		
LAP	SECTOR 1	SECTOR 2	LAP TIME	MPH	DIFF	TIME OF DAY

1 -		1:00.039	2:02.514	73.08	13.946	09:56:50.492
2 -	54.736	57.441	1:52.177	79.82	3.609	09:58:42.669
3 -	56.232	57.428	1:53.660	78.78	5.092	10:00:36.329
4 -	55.099	57.273	1:52.372	79.68	3.804	10:02:28.701
5 -	53.950	57.340	1:51.290 (3)	80.46	2.722	10:04:19.991
6 -	54.137	56.843	1:50.980 (2)	80.68	2.412	10:06:10.971
7 -	53.476	55.092	1:48.568 (1)	82.47		10:07:59.539

P11 58 Michael SIMMONS		Kawasaki - Westcountry Windings				
IDEAL LAP TIME : 1:51.720		BEST LAP TIME : 1:52.421		DIFFERENCE : 0.701		
LAP	SECTOR 1	SECTOR 2	LAP TIME	MPH	DIFF	TIME OF DAY

1 -		57.468	1:58.729	75.41	6.308	09:56:46.707
2 -	55.411	58.094	1:53.505	78.89	1.084	09:58:40.212
3 -	55.561	57.066	1:52.627 (2)	79.50	0.206	10:00:32.839
4 -	55.542	57.128	1:52.670 (3)	79.47	0.249	10:02:25.509

Weather / Track : Cloudy / Dry

Donington Park GP
Circuit Length = 2.4873 miles
Start: 09:54 Flag 10:07 End: 10:09

BMCRC - MRO Championships 2016 - Rnd 2 @ Donington Park GP

Thunderbike Sport

RACE 1 - SECTOR ANALYSIS

SECTOR 1 = FL to I1, SECTOR 2 = I1 to FL, DIFF = Difference To Personal Best Lap

5 -	54.654	57.767	1:52.421 (1)	79.65		10:04:17.930
6 -	56.010	58.009	1:54.019	78.53	1.598	10:06:11.949
7 -	55.411	58.263	1:53.674	78.77	1.253	10:08:05.623

P12 285	Justin KELLY		Suzuki -			
IDEAL LAP TIME : 1:50.439		BEST LAP TIME : 1:50.439		DIFFERENCE : 0.000		
LAP	SECTOR 1	SECTOR 2	LAP TIME	MPH	DIFF	TIME OF DAY
1 -		58.691	2:07.311	70.33	16.872	09:56:55.289
2 -	57.070	58.296	1:55.366	77.61	4.927	09:58:50.655
3 -	55.900	57.578	1:53.478	78.90	3.039	10:00:44.133
4 -	55.818	56.903	1:52.721 (3)	79.43	2.282	10:02:36.854
5 -	54.476	57.187	1:51.663 (2)	80.19	1.224	10:04:28.517
6 -	53.916	56.523	1:50.439 (1)	81.08		10:06:18.956
7 -	55.645	57.291	1:52.936	79.28	2.497	10:08:11.892

P13 192 R	Benjamin ROWSWELL		Suzuki - DRM. Isenhurst.			
IDEAL LAP TIME : 1:50.792		BEST LAP TIME : 1:51.111		DIFFERENCE : 0.319		
LAP	SECTOR 1	SECTOR 2	LAP TIME	MPH	DIFF	TIME OF DAY
1 -		1:00.698	2:07.166	70.41	16.055	09:56:55.144
2 -	56.541	59.182	1:55.723	77.37	4.612	09:58:50.867
3 -	55.833	58.675	1:54.508	78.19	3.397	10:00:45.375
4 -	55.480	58.585	1:54.065	78.50	2.954	10:02:39.440
5 -	54.778	57.619	1:52.397 (3)	79.66	1.286	10:04:31.837
6 -	54.532	57.053	1:51.585 (2)	80.24	0.474	10:06:23.422
7 -	53.739	57.372	1:51.111 (1)	80.59		10:08:14.533

P14 3	Marcus NEWALL		Yamaha - Mum & Dad			
IDEAL LAP TIME : 1:51.946		BEST LAP TIME : 1:52.246		DIFFERENCE : 0.300		
LAP	SECTOR 1	SECTOR 2	LAP TIME	MPH	DIFF	TIME OF DAY
1 -		59.833	2:03.938	72.24	11.692	09:56:51.916
2 -	57.147	58.835	1:55.982	77.20	3.736	09:58:47.898
3 -	56.882	58.931	1:55.813	77.31	3.567	10:00:43.711
4 -	56.602	57.410	1:54.012	78.53	1.766	10:02:37.723
5 -	55.668	57.132	1:52.800 (3)	79.38	0.554	10:04:30.523
6 -	55.453	56.900	1:52.353 (2)	79.69	0.107	10:06:22.876
7 -	55.046	57.200	1:52.246 (1)	79.77		10:08:15.122

P15 13	Rob TAYLOR		Suzuki -			
IDEAL LAP TIME : 1:51.808		BEST LAP TIME : 1:51.808		DIFFERENCE : 0.000		
LAP	SECTOR 1	SECTOR 2	LAP TIME	MPH	DIFF	TIME OF DAY
1 -		59.384	2:04.345	72.01	12.537	09:56:52.323
2 -	57.056	59.897	1:56.953	76.56	5.145	09:58:49.276
3 -	55.805	59.200	1:55.005	77.86	3.197	10:00:44.281
4 -	56.422	57.905	1:54.327	78.32	2.519	10:02:38.608
5 -	55.338	57.368	1:52.706 (2)	79.44	0.898	10:04:31.314
6 -	55.394	57.688	1:53.082 (3)	79.18	1.274	10:06:24.396
7 -	54.611	57.197	1:51.808 (1)	80.08		10:08:16.204

P16 72	Kevin MILLER		Honda - Mechanical Air Supplies Ltd			
IDEAL LAP TIME : 1:52.843		BEST LAP TIME : 1:52.969		DIFFERENCE : 0.126		
LAP	SECTOR 1	SECTOR 2	LAP TIME	MPH	DIFF	TIME OF DAY
1 -		59.883	2:02.982	72.81	10.013	09:56:50.960
2 -	55.716	58.583	1:54.299	78.34	1.330	09:58:45.259
3 -	56.081	58.111	1:54.192 (3)	78.41	1.223	10:00:39.451
4 -	56.797	58.205	1:55.002	77.86	2.033	10:02:34.453
5 -	56.197	57.969	1:54.166 (2)	78.43	1.197	10:04:28.619
6 -	55.842	57.127	1:52.969 (1)	79.26		10:06:21.588
7 -	55.774	58.862	1:54.636	78.11	1.667	10:08:16.224

Weather / Track : Cloudy / Dry

Donington Park GP
Circuit Length = 2.4873 miles
Start: 09:54 Flag 10:07 End: 10:09

BMCR - MRO Championships 2016 - Rnd 2 @ Donington Park GP

Thunderbike Sport

RACE 1 - SECTOR ANALYSIS

SECTOR 1 = FL to I1, SECTOR 2 = I1 to FL, DIFF = Difference To Personal Best Lap

P17 40		Simon SNOWDEN		Ducati - Wheels motorcycles peterborough		
IDEAL LAP TIME : 1:53.023		BEST LAP TIME : 1:53.023		DIFFERENCE : 0.000		
LAP	SECTOR 1	SECTOR 2	LAP TIME	MPH	DIFF	TIME OF DAY
1 -		1:00.178	2:05.485	71.35	12.462	09:56:53.463
2 -	56.673	59.856	1:56.529	76.84	3.506	09:58:49.992
3 -	56.154	59.017	1:55.171	77.74	2.148	10:00:45.163
4 -	56.339	58.859	1:55.198	77.73	2.175	10:02:40.361
5 -	56.005	57.826	1:53.831 (2)	78.66	0.808	10:04:34.192
6 -	55.798	57.225	1:53.023 (1)	79.22		10:06:27.215
7 -	56.488	57.741	1:54.229 (3)	78.39	1.206	10:08:21.444

P18 9		Vincent LEWIN		Suzuki - vinitwinracing.co.uk		
IDEAL LAP TIME : 1:53.330		BEST LAP TIME : 1:53.330		DIFFERENCE : 0.000		
LAP	SECTOR 1	SECTOR 2	LAP TIME	MPH	DIFF	TIME OF DAY
1 -		1:00.447	2:06.614	70.72	13.284	09:56:54.592
2 -	58.042	1:00.318	1:58.360	75.65	5.030	09:58:52.952
3 -	56.939	1:00.533	1:57.472	76.22	4.142	10:00:50.424
4 -	55.916	58.428	1:54.344 (3)	78.31	1.014	10:02:44.768
5 -	55.972	57.823	1:53.795 (2)	78.68	0.465	10:04:38.563
6 -	56.255	58.996	1:55.251	77.69	1.921	10:06:33.814
7 -	55.778	57.552	1:53.330 (1)	79.01		10:08:27.144

P19 83 R		Glen CADRUVI		Honda - Kent Commercial Laundry Repairs		
IDEAL LAP TIME : 1:51.365		BEST LAP TIME : 1:51.365		DIFFERENCE : 0.000		
LAP	SECTOR 1	SECTOR 2	LAP TIME	MPH	DIFF	TIME OF DAY
1 -		1:00.645	2:09.920	68.92	18.555	09:56:57.898
2 -	59.795	59.906	1:59.701	74.80	8.336	09:58:57.599
3 -	58.640	58.151	1:56.791	76.67	5.426	10:00:54.390
4 -	57.817	57.767	1:55.584	77.47	4.219	10:02:49.974
5 -	57.103	57.876	1:54.979 (2)	77.87	3.614	10:04:44.953
6 -	56.864	58.517	1:55.381 (3)	77.60	4.016	10:06:40.334
7 -	55.288	56.077	1:51.365 (1)	80.40		10:08:31.699

P20 123		Tham EVANS		Honda - Vanilla Electronics		
IDEAL LAP TIME : 1:53.211		BEST LAP TIME : 1:53.257		DIFFERENCE : 0.046		
LAP	SECTOR 1	SECTOR 2	LAP TIME	MPH	DIFF	TIME OF DAY
1 -		1:01.673	2:12.352	67.65	19.095	09:57:00.330
2 -	59.268	1:00.041	1:59.309	75.05	6.052	09:58:59.639
3 -	57.355	58.447	1:55.802	77.32	2.545	10:00:55.441
4 -	57.593	58.377	1:55.970	77.21	2.713	10:02:51.411
5 -	56.485	57.805	1:54.290 (2)	78.34	1.033	10:04:45.701
6 -	56.872	57.800	1:54.672 (3)	78.08	1.415	10:06:40.373
7 -	56.531	56.726	1:53.257 (1)	79.06		10:08:33.630

P21 185		James ROBINSON		Honda - claire palastanga ceramics		
IDEAL LAP TIME : 1:55.105		BEST LAP TIME : 1:55.105		DIFFERENCE : 0.000		
LAP	SECTOR 1	SECTOR 2	LAP TIME	MPH	DIFF	TIME OF DAY
1 -		1:02.811	2:13.640	67.00	18.535	09:57:01.618
2 -	58.490	1:01.593	2:00.083	74.56	4.978	09:59:01.701
3 -	57.979	58.941	1:56.920 (3)	76.58	1.815	10:00:58.621
4 -	57.842	59.627	1:57.469	76.22	2.364	10:02:56.090
5 -	57.456	59.588	1:57.044	76.50	1.939	10:04:53.134
6 -	56.971	58.873	1:55.844 (2)	77.29	0.739	10:06:48.978
7 -	56.251	58.854	1:55.105 (1)	77.79		10:08:44.083

P22 32		Thomas WILLIAMS		Honda -		
IDEAL LAP TIME : 1:54.341		BEST LAP TIME : 1:54.341		DIFFERENCE : 0.000		
LAP	SECTOR 1	SECTOR 2	LAP TIME	MPH	DIFF	TIME OF DAY
1 -						
2 -						
3 -						
4 -						
5 -						
6 -						
7 -						

Donington Park GP
Circuit Length = 2.4873 miles
Start: 09:54 Flag 10:07 End: 10:09

Weather / Track : Cloudy / Dry

BMCRC - MRO Championships 2016 - Rnd 2 @ Donington Park GP

Thunderbike Sport

RACE 1 - SECTOR ANALYSIS

SECTOR 1 = FL to I1, SECTOR 2 = I1 to FL, DIFF = Difference To Personal Best Lap

1 -		1:02.381	2:11.493	68.09	17.152	09:56:59.471
2 -	59.550	1:03.284	2:02.834	72.89	8.493	09:59:02.305
3 -	1:01.123	1:01.071	2:02.194	73.28	7.853	10:01:04.499
4 -	58.779	1:00.661	1:59.440	74.97	5.099	10:03:03.939
5 -	57.445	59.951	1:57.396 (3)	76.27	3.055	10:05:01.335
6 -	56.788	59.317	1:56.105 (2)	77.12	1.764	10:06:57.440
7 -	56.328	58.013	1:54.341 (1)	78.31		10:08:51.781

P23 86 R Steve RICHARDS		Honda -				
IDEAL LAP TIME : 1:58.052	BEST LAP TIME : 1:58.052	DIFFERENCE : 0.000				
LAP	SECTOR 1	SECTOR 2	LAP TIME	MPH	DIFF	TIME OF DAY

1 -		1:02.174	2:11.682	68.00	13.630	09:56:59.660
2 -	59.888	1:01.885	2:01.773	73.53	3.721	09:59:01.433
3 -	1:02.441	1:01.881	2:04.322	72.02	6.270	10:01:05.755
4 -	58.927	59.865	1:58.792 (3)	75.37	0.740	10:03:04.547
5 -	58.337	1:00.340	1:58.677 (2)	75.45	0.625	10:05:03.224
6 -	58.299	59.753	1:58.052 (1)	75.85		10:07:01.276
7 -	59.273	59.815	1:59.088	75.19	1.036	10:09:00.364

P24 94 R Andrew APPLEBY		Yamaha -				
IDEAL LAP TIME : 1:57.631	BEST LAP TIME : 1:58.154	DIFFERENCE : 0.523				
LAP	SECTOR 1	SECTOR 2	LAP TIME	MPH	DIFF	TIME OF DAY

1 -		1:04.066	2:17.936	64.91	19.782	09:57:05.914
2 -	59.692	1:01.981	2:01.673	73.59	3.519	09:59:07.587
3 -	59.157	1:03.114	2:02.271	73.23	4.117	10:01:09.858
4 -	1:01.110	1:02.664	2:03.774	72.34	5.620	10:03:13.632
5 -	59.568	1:00.163	1:59.731 (2)	74.78	1.577	10:05:13.363
6 -	57.468	1:00.686	1:58.154 (1)	75.78		10:07:11.517
7 -	58.736	1:02.633	2:01.369 (3)	73.77	3.215	10:09:12.886

P25 23 Claire BECKETT		Suzuki -				
IDEAL LAP TIME : 1:58.506	BEST LAP TIME : 1:59.335	DIFFERENCE : 0.829				
LAP	SECTOR 1	SECTOR 2	LAP TIME	MPH	DIFF	TIME OF DAY

1 -		1:02.923	2:13.031	67.31	13.696	09:57:01.009
2 -	1:02.024	1:02.674	2:04.698	71.80	5.363	09:59:05.707
3 -	1:00.128	1:03.574	2:03.702	72.38	4.367	10:01:09.409
4 -	1:02.436	1:03.572	2:06.008	71.06	6.673	10:03:15.417
5 -	1:00.614	1:01.584	2:02.198 (3)	73.27	2.863	10:05:17.615
6 -	59.191	1:02.213	2:01.404 (2)	73.75	2.069	10:07:19.019
7 -	1:00.020	59.315	1:59.335 (1)	75.03		10:09:18.354

P26 44 James BUCKETT		Kawasaki - Sorrymate.com				
IDEAL LAP TIME : 2:01.951	BEST LAP TIME : 2:02.428	DIFFERENCE : 0.477				
LAP	SECTOR 1	SECTOR 2	LAP TIME	MPH	DIFF	TIME OF DAY

1 -		1:03.813	2:13.961	66.84	11.533	09:57:01.939
2 -	1:00.226	1:02.202	2:02.428 (1)	73.14		09:59:04.367
3 -	59.842	1:04.470	2:04.312	72.03	1.884	10:01:08.679
4 -	1:01.376	1:02.667	2:04.043	72.18	1.615	10:03:12.722
5 -	1:00.573	1:02.558	2:03.131	72.72	0.703	10:05:15.853
6 -	1:00.364	1:02.109	2:02.473 (2)	73.11	0.045	10:07:18.326
7 -	1:00.221	1:02.257	2:02.478 (3)	73.11	0.050	10:09:20.804

P27 85 Andrew KITE		Ducati - Finology Limited				
IDEAL LAP TIME : 2:00.704	BEST LAP TIME : 2:02.194	DIFFERENCE : 1.490				
LAP	SECTOR 1	SECTOR 2	LAP TIME	MPH	DIFF	TIME OF DAY

1 -		1:05.056	2:17.162	65.28	14.968	09:57:05.140
2 -	59.763	1:03.192	2:02.955 (3)	72.82	0.761	09:59:08.095
3 -	1:00.614	1:03.416	2:04.030	72.19	1.836	10:01:12.125
4 -	1:00.437	1:01.757	2:02.194 (1)	73.28		10:03:14.319

Weather / Track : Cloudy / Dry

Donington Park GP
Circuit Length = 2.4873 miles
Start: 09:54 Flag 10:07 End: 10:09

BMCRC - MRO Championships 2016 - Rnd 2 @ Donington Park GP

Thunderbike Sport

RACE 1 - SECTOR ANALYSIS

SECTOR 1 = FL to I1, SECTOR 2 = I1 to FL, DIFF = Difference To Personal Best Lap

5 -	1:01.392	1:01.733	2:03.125	72.72	0.931	10:05:17.444
6 -	58.971	1:03.414	2:02.385 (2)	73.16	0.191	10:07:19.829

P28	50	Steve YOUNG	Suzuki - Cadmatic Engineering			
IDEAL LAP TIME : 2:01.628		BEST LAP TIME : 2:01.628		DIFFERENCE : 0.000		
LAP	SECTOR 1	SECTOR 2	LAP TIME	MPH	DIFF	TIME OF DAY
1 -		1:04.600	2:16.029	65.82	14.401	09:57:04.007
2 -	59.839	1:02.628	2:02.467 (2)	73.11	0.839	09:59:06.474
3 -	59.537	1:04.147	2:03.684 (3)	72.39	2.056	10:01:10.158
4 -	1:01.251	1:03.257	2:04.508	71.91	2.880	10:03:14.666
5 -	1:00.737	1:03.126	2:03.863	72.29	2.235	10:05:18.529
6 -	59.193	1:02.435	2:01.628 (1)	73.62		10:07:20.157

P29	24	Harley GODZISZ	Honda -			
IDEAL LAP TIME : 2:01.282		BEST LAP TIME : 2:01.411		DIFFERENCE : 0.129		
LAP	SECTOR 1	SECTOR 2	LAP TIME	MPH	DIFF	TIME OF DAY
1 -		1:04.581	2:16.304	65.69	14.893	09:57:04.282
2 -	59.778	1:02.243	2:02.021 (2)	73.38	0.610	09:59:06.303
3 -	1:00.143	1:03.991	2:04.134	72.13	2.723	10:01:10.437
4 -	1:01.850	1:03.785	2:05.635	71.27	4.224	10:03:16.072
5 -	1:00.537	1:02.739	2:03.276 (3)	72.63	1.865	10:05:19.348
6 -	59.907	1:01.504	2:01.411 (1)	73.75		10:07:20.759

P30	77	Ray PETTY	Kawasaki -			
IDEAL LAP TIME : 2:01.749		BEST LAP TIME : 2:01.749		DIFFERENCE : 0.000		
LAP	SECTOR 1	SECTOR 2	LAP TIME	MPH	DIFF	TIME OF DAY
1 -		1:05.867	2:19.325	64.26	17.576	09:57:07.303
2 -	1:00.263	1:02.722	2:02.985 (2)	72.80	1.236	09:59:10.288
3 -	59.694	1:02.055	2:01.749 (1)	73.54		10:01:12.037
4 -	1:00.787	1:03.105	2:03.892	72.27	2.143	10:03:15.929
5 -	1:00.399	1:03.499	2:03.898	72.27	2.149	10:05:19.827
6 -	1:00.447	1:03.228	2:03.675 (3)	72.40	1.926	10:07:23.502

P31	5	Paul WILSON	Kawasaki -			
IDEAL LAP TIME : 2:02.078		BEST LAP TIME : 2:02.078		DIFFERENCE : 0.000		
LAP	SECTOR 1	SECTOR 2	LAP TIME	MPH	DIFF	TIME OF DAY
1 -		1:03.462	2:11.111	68.29	9.033	09:56:59.089
2 -	59.403	1:02.675	2:02.078 (1)	73.35		09:59:01.167
3 -	1:02.049	1:05.112	2:07.161	70.41	5.083	10:01:08.328
4 -	1:02.275	1:03.374	2:05.649 (3)	71.26	3.571	10:03:13.977
5 -	1:01.089	1:03.960	2:05.049 (2)	71.60	2.971	10:05:19.026
6 -	1:00.961	1:04.754	2:05.715	71.22	3.637	10:07:24.741

P32	30	Andy BARTLETT	Laverda -			
IDEAL LAP TIME : 2:04.268		BEST LAP TIME : 2:04.268		DIFFERENCE : 0.000		
LAP	SECTOR 1	SECTOR 2	LAP TIME	MPH	DIFF	TIME OF DAY
1 -		1:06.248	2:19.362	64.25	15.094	09:57:07.340
2 -	1:01.167	1:03.846	2:05.013 (2)	71.62	0.745	09:59:12.353
3 -	1:02.484	1:05.784	2:08.268	69.81	4.000	10:01:20.621
4 -	1:01.973	1:04.644	2:06.617 (3)	70.72	2.349	10:03:27.238
5 -	1:03.029	1:04.502	2:07.531	70.21	3.263	10:05:34.769
6 -	1:01.041	1:03.227	2:04.268 (1)	72.05		10:07:39.037

P33	31	Kelvin EVENDEN	Suzuki - Glosrose Group			
IDEAL LAP TIME : 2:03.449		BEST LAP TIME : 2:03.650		DIFFERENCE : 0.201		
LAP	SECTOR 1	SECTOR 2	LAP TIME	MPH	DIFF	TIME OF DAY
1 -		1:05.865	2:18.687	64.56	15.037	09:57:06.665
2 -	1:00.428	1:17.746	2:18.174	64.80	14.524	09:59:24.839

Weather / Track : Cloudy / Dry

Donington Park GP
Circuit Length = 2.4873 miles
Start: 09:54 Flag 10:07 End: 10:09

BMCRC - MRO Championships 2016 - Rnd 2 @ Donington Park GP

Thunderbike Sport

RACE 1 - SECTOR ANALYSIS

SECTOR 1 = FL to I1, SECTOR 2 = I1 to FL, DIFF = Difference To Personal Best Lap

3 -	1:01.311	1:03.851	2:05.162	71.54	1.512	10:01:30.001
4 -	59.872	1:04.620	2:04.492 (2)	71.92	0.842	10:03:34.493
5 -	1:00.903	1:04.149	2:05.052 (3)	71.60	1.402	10:05:39.545
6 -	59.598	1:04.052	2:03.650 (1)	72.41		10:07:43.195

P34 143 R	Robert DAVIE		Suzuki -			
IDEAL LAP TIME : 2:04.707		BEST LAP TIME : 2:04.707		DIFFERENCE : 0.000		
LAP	SECTOR 1	SECTOR 2	LAP TIME	MPH	DIFF	TIME OF DAY
1 -		1:06.729	2:21.031	63.49	16.324	09:57:09.009
2 -	1:02.231	1:06.939	2:09.170	69.32	4.463	09:59:18.179
3 -	1:03.220	1:05.549	2:08.769	69.53	4.062	10:01:26.948
4 -	1:01.910	1:05.804	2:07.714 (2)	70.11	3.007	10:03:34.662
5 -	1:01.484	1:06.437	2:07.921 (3)	69.99	3.214	10:05:42.583
6 -	1:00.508	1:04.199	2:04.707 (1)	71.80		10:07:47.290

P35 70	Peter THORNTON		Suzuki - Cadmatic			
IDEAL LAP TIME : 1:49.916		BEST LAP TIME : 1:50.768		DIFFERENCE : 0.852		
LAP	SECTOR 1	SECTOR 2	LAP TIME	MPH	DIFF	TIME OF DAY
1 -		58.139	2:02.647	73.00	11.879	09:56:50.625
2 -	53.749	57.234	1:50.983 (2)	80.68	0.215	09:58:41.608
3 -	54.994	56.809	1:51.803	80.09	1.035	10:00:33.411
4 -	55.226	56.167	1:51.393 (3)	80.38	0.625	10:02:24.804
5 -	53.805	56.963	1:50.768 (1)	80.83		10:04:15.572
6 -	54.345	IN PIT	1:56.824 P	76.64	6.056	10:06:12.396

P36 93	Jack WALLIS		Suzuki - Grumpdad			
IDEAL LAP TIME : 1:57.295		BEST LAP TIME : 1:57.295		DIFFERENCE : 0.000		
LAP	SECTOR 1	SECTOR 2	LAP TIME	MPH	DIFF	TIME OF DAY
1 -		1:02.168	2:05.997	71.06	8.702	09:56:53.975
2 -	57.932	1:01.322	1:59.254 (3)	75.08	1.959	09:58:53.229
3 -	57.701	1:00.292	1:57.993 (2)	75.88	0.698	10:00:51.222
4 -	57.445	59.850	1:57.295 (1)	76.34		10:02:48.517
5 -	58.772	1:21.628	2:20.400	63.77	23.105	10:05:08.917
6 -	58.757	IN PIT	2:00.061 P	74.58	2.766	10:07:08.978

P37 80 R	Matt CLARKE		Honda - Hayley Group PLC			
IDEAL LAP TIME : 1:58.545		BEST LAP TIME : 1:59.872		DIFFERENCE : 1.327		
LAP	SECTOR 1	SECTOR 2	LAP TIME	MPH	DIFF	TIME OF DAY
1 -		1:03.672	2:13.084	67.28	13.212	09:57:01.062
2 -	1:01.335	1:02.255	2:03.590 (3)	72.45	3.718	09:59:04.652
3 -	1:00.602	1:03.125	2:03.727	72.37	3.855	10:01:08.379
4 -	1:00.773	1:00.599	2:01.372 (2)	73.77	1.500	10:03:09.751
5 -	59.999	59.873	1:59.872 (1)	74.70		10:05:09.623
6 -	58.672	1:05.759	2:04.431	71.96	4.559	10:07:14.054

P38 195	Robert CADIZ		Suzuki -			
IDEAL LAP TIME : 1:50.556		BEST LAP TIME : 1:51.009		DIFFERENCE : 0.453		
LAP	SECTOR 1	SECTOR 2	LAP TIME	MPH	DIFF	TIME OF DAY
1 -		58.616	2:00.846	74.09	9.837	09:56:48.824
2 -	55.152	58.273	1:53.425 (3)	78.94	2.416	09:58:42.249
3 -	55.306	57.992	1:53.298 (2)	79.03	2.289	10:00:35.547
4 -	55.565	58.344	1:53.909	78.61	2.900	10:02:29.456
5 -	54.396	56.613	1:51.009 (1)	80.66		10:04:20.465

P39 48	Shaun WALLIS		Suzuki -			
IDEAL LAP TIME : 1:53.639		BEST LAP TIME : 1:53.687		DIFFERENCE : 0.048		
LAP	SECTOR 1	SECTOR 2	LAP TIME	MPH	DIFF	TIME OF DAY
1 -		58.281	1:58.303 (3)	75.69	4.616	09:56:46.281

Weather / Track : Cloudy / Dry

Donington Park GP
Circuit Length = 2.4873 miles
Start: 09:54 Flag 10:07 End: 10:09

BMCRC - MRO Championships 2016 - Rnd 2 @ Donington Park GP

Thunderbike Sport

RACE 1 - SECTOR ANALYSIS

SECTOR 1 = FL to I1, SECTOR 2 = I1 to FL, DIFF = Difference To Personal Best Lap

2 -	55.358	58.329	1:53.687 (1)	78.76		09:58:39.968
3 -	56.296	1:00.149	1:56.445 (2)	76.89	2.758	10:00:36.413

BMCRC - MRO Championships 2016 - Rnd 2 @ Donington Park GP

Thunderbike Sport

RACE 1 - BEST SECTORS

SECTOR 1			SECTOR 2			IDEAL / BEST COMPARISON						
POS	NO	NAME	TIME	NO	NAME	TIME	POS	NO	NAME	IDEAL	BEST	DIFF
									PERFECT LAP	1:44.676		
1	158	COSTIN	50.873	2	GILL	53.803	1	158	COSTIN	1:44.810	1:45.206	0.396
2	47	TROWELL	50.957	186	WITHERINGTON	53.862	2	186	WITHERINGTON	1:44.911	1:45.082	0.171
3	186	WITHERINGTON	51.049	12	POVAH	53.936	3	2	GILL	1:44.934	1:45.420	0.486
4	2	GILL	51.131	158	COSTIN	53.937	4	12	POVAH	1:45.110	1:45.189	0.079
5	12	POVAH	51.174	47	TROWELL	54.429	5	47	TROWELL	1:45.386	1:45.573	0.187
6	43	WALKEY	52.315	43	WALKEY	54.661	6	43	WALKEY	1:46.976	1:46.976	0.000
7	54	JAMISON	52.638	54	JAMISON	54.928	7	54	JAMISON	1:47.566	1:47.566	0.000
8	81	MAY	53.476	81	MAY	55.092	8	81	MAY	1:48.568	1:48.568	0.000
9	199	COLLINS	53.516	83	CADRUVI	56.077	9	70	THORNTON	1:49.916	1:50.768	0.852
10	192	ROWSWELL	53.739	70	THORNTON	56.167	10	199	COLLINS	1:50.202	1:50.973	0.771
11	70	THORNTON	53.749	444	WILLIAMS	56.398	11	285	KELLY	1:50.439	1:50.439	0.000
12	285	KELLY	53.916	285	KELLY	56.523	12	444	WILLIAMS	1:50.518	1:50.883	0.365
13	195	CADIZ	53.943	195	CADIZ	56.613	13	195	CADIZ	1:50.556	1:51.009	0.453
14	444	WILLIAMS	54.120	199	COLLINS	56.686	14	192	ROWSWELL	1:50.792	1:51.111	0.319
15	13	TAYLOR	54.611	123	EVANS	56.726	15	83	CADRUVI	1:51.365	1:51.365	0.000
16	58	SIMMONS	54.654	3	NEWALL	56.900	16	58	SIMMONS	1:51.720	1:52.421	0.701
17	3	NEWALL	55.046	192	ROWSWELL	57.053	17	13	TAYLOR	1:51.808	1:51.808	0.000
18	83	CADRUVI	55.288	58	SIMMONS	57.066	18	3	NEWALL	1:51.946	1:52.246	0.300
19	48	WALLIS	55.358	72	MILLER	57.127	19	72	MILLER	1:52.843	1:52.969	0.126
20	72	MILLER	55.716	13	TAYLOR	57.197	20	40	SNOWDEN	1:53.023	1:53.023	0.000
21	9	LEWIN	55.778	40	SNOWDEN	57.225	21	123	EVANS	1:53.211	1:53.257	0.046
22	40	SNOWDEN	55.798	9	LEWIN	57.552	22	9	LEWIN	1:53.330	1:53.330	0.000
23	185	ROBINSON	56.251	32	WILLIAMS	58.013	23	48	WALLIS	1:53.639	1:53.687	0.048
24	32	WILLIAMS	56.328	48	WALLIS	58.281	24	32	WILLIAMS	1:54.341	1:54.341	0.000
25	123	EVANS	56.485	185	ROBINSON	58.854	25	185	ROBINSON	1:55.105	1:55.105	0.000
26	93	WALLIS	57.445	23	BECKETT	59.315	26	93	WALLIS	1:57.295	1:57.295	0.000
27	94	APPLEBY	57.468	86	RICHARDS	59.753	27	94	APPLEBY	1:57.631	1:58.154	0.523
28	86	RICHARDS	58.299	93	WALLIS	59.850	28	86	RICHARDS	1:58.052	1:58.052	0.000
29	80	CLARKE	58.672	80	CLARKE	59.873	29	23	BECKETT	1:58.506	1:59.335	0.829
30	85	KITE	58.971	94	APPLEBY	1:00.163	30	80	CLARKE	1:58.545	1:59.872	1.327
31	23	BECKETT	59.191	24	GODZISZ	1:01.504	31	85	KITE	2:00.704	2:02.194	1.490
32	50	YOUNG	59.193	85	KITE	1:01.733	32	24	GODZISZ	2:01.282	2:01.411	0.129
33	5	WILSON	59.403	77	PETTY	1:02.055	33	50	YOUNG	2:01.628	2:01.628	0.000
34	31	EVENDEN	59.598	44	BUCKETT	1:02.109	34	77	PETTY	2:01.749	2:01.749	0.000
35	77	PETTY	59.694	50	YOUNG	1:02.435	35	44	BUCKETT	2:01.951	2:02.428	0.477
36	24	GODZISZ	59.778	5	WILSON	1:02.675	36	5	WILSON	2:02.078	2:02.078	0.000
37	44	BUCKETT	59.842	30	BARTLETT	1:03.227	37	31	EVENDEN	2:03.449	2:03.650	0.201
38	143	DAVIE	1:00.508	31	EVENDEN	1:03.851	38	30	BARTLETT	2:04.268	2:04.268	0.000
39	30	BARTLETT	1:01.041	143	DAVIE	1:04.199	39	143	DAVIE	2:04.707	2:04.707	0.000
40												

Weather / Track : Cloudy / Dry

Results can be found at www.tsl-timing.com

Donington Park GP

Circuit Length = 2.4873 miles

Start: 09:54 Flag 10:07 End: 10:09

Printed - 10:10 Sunday, 10 April 2016

BMCRC - MRO Championships 2016 - Rnd 2 @ Donington Park GP



Thunderbike Sport

RACE 13 - CLASSIFICATION

POS	NO	CL	PIC NAME	ENTRY	LAPS	TIME	GAP	DIFF	MPH	BEST	ON
1	47		1 Mark TROWELL	Yamaha -	6	10:30.845			84.94	1:44.198	2
2	158		2 Steve COSTIN	Suzuki - AUTO REVIVE,SAKURA,LKY7SPORTS	6	10:36.601	5.756	5.756	84.18	1:45.244	3
3	186		3 Paul WITHERINGTON	Suzuki - P&R plumbing	6	10:40.564	9.719	3.963	83.66	1:45.191	6
4	12		4 Jake POVAH	Suzuki - www.78plate.com	6	10:41.531	10.686	0.967	83.53	1:45.466	5
5	2		5 Andrew GILL	Kawasaki - RMKD Racing	6	10:41.551	10.706	0.020	83.53	1:45.406	5
6	61		6 Oliver FOOKS	Aprilia - Surrey Engineering Plant Services Ltd	6	10:49.151	18.306	7.600	82.55	1:45.527	6
7	43		7 Colin WALKEY	Kawasaki - ELP Racing	6	10:50.203	19.358	1.052	82.42	1:46.912	6
8	54		8 Adam JAMISON	Suzuki - AJ Racing	6	10:54.806	23.961	4.603	81.84	1:47.263	2
9	444		9 Mark WILLIAMS	Suzuki - F.C.L MOTORCYCLES	6	11:10.802	39.957	15.996	79.88	1:48.592	6
10	199		10 Lloyd COLLINS	Suzuki - Warren Drives	6	11:12.096	41.251	1.294	79.73	1:48.972	6
11	58		11 Michael SIMMONS	Kawasaki - Westcountry Windings	6	11:15.702	44.857	3.606	79.31	1:50.387	5
12	123		12 Tham EVANS	Honda - Vanilla Electronics	6	11:19.486	48.641	3.784	78.86	1:51.163	5
13	195		13 Robert CADIZ	Suzuki -	6	11:19.814	48.969	0.328	78.83	1:49.996	6
14	40		14 Simon SNOWDEN	Ducati - Wheels motorcycles peterborough	6	11:20.085	49.240	0.271	78.79	1:51.051	5
15	3		15 Marcus NEWALL	Yamaha - Mum & Dad	6	11:20.203	49.358	0.118	78.78	1:49.943	6
16	9		16 Vincent LEWIN	Suzuki - vinitwinracing.co.uk	6	11:24.727	53.882	4.524	78.26	1:51.195	6
17	13		17 Rob TAYLOR	Suzuki -	6	11:29.546	58.701	4.819	77.71	1:52.682	6
18	192	R	1 Benjamin ROWSWELL	Suzuki - DRM. Isenhurst.	6	11:29.564	58.719	0.018	77.71	1:52.355	3
19	23		18 Claire BECKETT	Suzuki -	6	11:46.322	1:15.477	16.758	75.87	1:54.436	6
20	86	R	2 Steve RICHARDS	Honda -	6	11:48.106	1:17.261	1.784	75.68	1:54.987	5
21	24		19 Harley GODZISZ	Honda -	6	11:48.453	1:17.608	0.347	75.64	1:54.634	6
22	32		20 Thomas WILLIAMS	Honda -	6	11:49.465	1:18.620	1.012	75.53	1:53.077	6
23	81		21 Malvern MAY	Ducati -	6	11:51.621	1:20.776	2.156	75.30	1:51.622	5
24	83	R	3 Glen CADRUVI	Honda - Kent Commercial Laundry Repairs	6	11:54.751	1:23.906	3.130	74.97	1:53.472	6
25	70		22 Peter THORNTON	Suzuki - Cadmatic	6	12:09.442	1:38.597	14.691	73.46	1:52.564	6
26	50		23 Steve YOUNG	Suzuki - Cadmatic Engineering	6	12:10.431	1:39.586	0.989	73.36	1:57.993	6
27	80	R	4 Matt CLARKE	Honda - Hayley Group PLC	6	12:10.943	1:40.098	0.512	73.31	1:59.359	6
28	143	R	5 Robert DAVIE	Suzuki -	6	12:18.535	1:47.690	7.592	72.56	2:00.234	5
29	94	R	6 Andrew APPLEBY	Yamaha -	6	12:19.153	1:48.308	0.618	72.50	1:57.934	6
30	77		24 Ray PETTY	Kawasaki -	5	10:32.443	1 Lap	1 Lap	70.57	2:01.177	2
31	30		25 Andy BARTLETT	Laverda -	5	10:41.325	1 Lap	8.882	69.59	2:06.025	3
32	31		26 Kelvin EVENDEN	Suzuki - Glosrose Group	5	10:43.764	1 Lap	2.439	69.33	2:05.571	4

NOT CLASSIFIED

DNF	85		Andrew KITE	Ducati - Finology Limited	2	4:16.346	4 Laps	3 Laps	69.32	2:02.094	2
DNF	72		Kevin MILLER	Honda - Mechanical Air Supplies Ltd	2	12:55.095	4 Laps	8:38.749	22.92	2:00.291	1
DNF	185		James ROBINSON	Honda - claire palastanga ceramics	0						
DNF	93		Jack WALLIS	Suzuki - Grumpdad	0						

FASTEST LAP

47			Mark TROWELL	Yamaha -	2	1:44.198		85.93 mph		138.30 kph	
192	R		Benjamin ROWSWELL	Suzuki - DRM. Isenhurst.	3	1:52.355		79.69 mph		128.26 kph	

Class - 90% of Race Speed = 76.44 mph
Class R - 90% of Race Speed = 69.93 mph

Donington Park GP
Circuit Length = 2.4873 miles
Start: 14:38 Flag 14:48 End: 14:51

Weather / Track : Cloudy / Dry

These results are provisional until the conclusion of any judicial and technical matters.

Clerk Of Course :	Timekeeper :
-------------------	--------------

Results can be found at www.tsl-timing.com

Printed - 14:51 Sunday, 10 April 2016



BMCRC - MRO Championships 2016 - Rnd 2 @ Donington Park GP

Thunderbike Sport

RACE 13 - LAP CHART

LAP 1 @ 14:40:06.532

NO	BEHIND	LAP TIME
47		1:47.434
158	0.934	1:48.368
12	2.603	1:50.037
186	2.827	1:50.261
2	4.363	1:51.797
54	4.827	1:52.261
43	5.647	1:53.081
199	8.271	1:55.705
444	8.547	1:55.981
61	8.883	1:56.317
3	10.029	1:57.463
58	10.483	1:57.917
123	11.645	1:59.079
192	12.020	1:59.454
40	12.724	2:00.158
72	12.857	2:00.291
13	14.702	2:02.136
9	15.241	2:02.675
195	16.023	2:03.457
23	16.276	2:03.710
86	16.555	2:03.989
24	17.864	2:05.298
32	20.576	2:08.010
80	21.758	2:09.192
143	23.445	2:10.879
50	24.721	2:12.155
83	25.173	2:12.607
85	26.818	2:14.252
31	27.746	2:15.180
30	28.298	2:15.732
94	33.832	2:21.266
77	35.075	2:22.509
81	38.786	2:26.220
70	47.784	2:35.218

LAP 2 @ 14:41:50.730

NO	BEHIND	LAP TIME
47		1:44.198
158	2.200	1:45.464
12	5.352	1:46.947
186	5.480	1:46.851
2	6.428	1:46.263
54	7.892	1:47.263
43	9.694	1:48.245
61	12.450	1:47.765
199	15.589	1:51.516
444	15.619	1:51.270
3	18.548	1:52.717
58	18.794	1:52.509
123	20.083	1:52.636
40	20.611	1:52.085
195	23.286	1:51.461
192	24.156	1:56.334
9	25.007	1:53.964
13	25.479	1:54.975
86	29.358	1:57.001
23	30.270	1:58.192
24	31.322	1:57.656
32	34.656	1:58.278
80	39.847	2:02.287
83	40.141	1:59.166
143	41.041	2:01.794

50	41.840	2:01.317
85	44.714	2:02.094
81	48.792	1:54.204
30	50.854	2:06.754
31	51.495	2:07.947
94	51.500	2:01.866
77	52.054	2:01.177
70	1:00.279	1:56.693

LAP 3 @ 14:43:35.626

NO	BEHIND	LAP TIME
47		1:44.896
158	2.548	1:45.244
12	7.189	1:46.733
186	7.763	1:47.179
2	8.418	1:46.886
54	10.907	1:47.911
43	12.329	1:47.531
61	14.272	1:46.718
199	22.165	1:51.472
444	22.523	1:51.800
58	25.448	1:51.550
123	26.505	1:51.318
3	27.375	1:53.723
40	28.313	1:52.598
195	28.703	1:50.313
192	31.615	1:52.355
9	32.591	1:52.480
13	33.986	1:53.403
86	41.749	1:57.287
23	42.810	1:57.436
24	43.669	1:57.243
32	48.188	1:58.428
83	53.553	1:58.308
80	54.834	1:59.883
50	56.721	1:59.777
81	56.895	1:52.999
143	59.195	2:03.050
94	1:06.412	1:59.808
77	1:09.542	2:02.384
70	1:10.542	1:55.159
30	1:11.983	2:06.025
31	1:13.846	2:07.247

LAP 4 @ 14:45:20.234

NO	BEHIND	LAP TIME
47		1:44.608
158	3.267	1:45.327
12	8.360	1:45.779
186	8.721	1:45.566
2	9.596	1:45.786
43	14.978	1:47.257
61	15.684	1:46.020
54	15.938	1:49.639
199	29.855	1:52.298
444	30.219	1:52.304
58	32.566	1:51.726
123	33.670	1:51.773
40	36.220	1:52.515
3	37.170	1:54.403
195	37.612	1:53.517
9	41.187	1:53.204
192	41.977	1:54.970
13	42.299	1:52.921

23	55.911	1:57.709
86	56.233	1:59.092
24	56.530	1:57.469
32	1:00.271	1:56.691
83	1:05.663	1:56.718
81	1:07.231	1:54.944
80	1:11.051	2:00.825
50	1:11.484	1:59.371
143	1:16.873	2:02.286
94	1:21.712	1:59.908
70	1:22.022	1:56.088
77	1:28.674	2:03.740
30	1:33.440	2:06.065
31	1:34.809	2:05.571

LAP 5 @ 14:47:04.591

NO	BEHIND	LAP TIME
47		1:44.357
158	4.854	1:45.944
12	9.469	1:45.466
186	9.880	1:45.516
2	10.645	1:45.406
43	17.798	1:47.177
61	18.131	1:46.804
54	20.036	1:48.455
444	36.717	1:50.855
199	37.631	1:52.133
58	38.596	1:50.387
123	40.476	1:51.163
40	42.914	1:51.051
195	44.325	1:51.070
3	44.767	1:51.954
9	48.039	1:51.209
13	51.371	1:53.429
192	51.626	1:54.006
23	1:06.393	1:54.839
86	1:06.863	1:54.987
24	1:08.326	1:56.153
32	1:10.895	1:54.981
81	1:14.496	1:51.622
83	1:15.786	1:54.480
80	1:26.091	1:59.397
50	1:26.945	1:59.818
70	1:31.385	1:53.720
143	1:32.750	2:00.234
94	1:35.726	1:58.371

LAP 6 @ 14:48:49.943

NO	BEHIND	LAP TIME
47		1:45.352
77	1 Lap	2:02.633
158	5.756	1:46.254
186	9.719	1:45.191
30	1 Lap	2:06.749
12	10.686	1:46.569
2	10.706	1:45.413
31	1 Lap	2:07.819
61	18.306	1:45.527
43	19.358	1:46.912
54	23.961	1:49.277
444	39.957	1:48.592
199	41.251	1:48.972
58	44.857	1:51.613
123	48.641	1:53.517

195	48.969	1:49.996
40	49.240	1:51.678
3	49.358	1:49.943
9	53.882	1:51.195
13	58.701	1:52.682
192	58.719	1:52.445
23	1:15.477	1:54.436
86	1:17.261	1:55.750
24	1:17.608	1:54.634
32	1:18.620	1:53.077
81	1:20.776	1:51.632
83	1:23.906	1:53.472
70	1:38.597	1:52.564
50	1:39.586	1:57.993
80	1:40.098	1:59.359
143	1:47.690	2:00.292
94	1:48.308	1:57.934
72	4 Laps	10:54.804 P

Weather / Track : Cloudy / Dry

Donington Park GP

Circuit Length = 2.4873 miles

Start: 14:38 Flag 14:48 End: 14:51

BMCRC - MRO Championships 2016 - Rnd 2 @ Donington Park GP

Thunderbike Sport

RACE 13 - SECTOR ANALYSIS

SECTOR 1 = FL to I1, SECTOR 2 = I1 to FL, DIFF = Difference To Personal Best Lap

P1 47		Mark TROWELL		Yamaha -		
IDEAL LAP TIME : 1:44.058		BEST LAP TIME : 1:44.198		DIFFERENCE : 0.140		
LAP	SECTOR 1	SECTOR 2	LAP TIME	MPH	DIFF	TIME OF DAY
1 -		53.503	1:47.434	83.34	3.236	14:40:06.532
2 -	50.603	53.595	1:44.198 (1)	85.93		14:41:50.730
3 -	50.816	54.080	1:44.896	85.36	0.698	14:43:35.626
4 -	51.125	53.483	1:44.608 (3)	85.60	0.410	14:45:20.234
5 -	50.902	53.455	1:44.357 (2)	85.80	0.159	14:47:04.591
6 -	51.235	54.117	1:45.352	84.99	1.154	14:48:49.943

P2 158		Steve COSTIN		Suzuki - AUTO REVIVE,SAKURA,LKY7SPORTS		
IDEAL LAP TIME : 1:44.871		BEST LAP TIME : 1:45.244		DIFFERENCE : 0.373		
LAP	SECTOR 1	SECTOR 2	LAP TIME	MPH	DIFF	TIME OF DAY
1 -		53.688	1:48.368	82.62	3.124	14:40:07.466
2 -	51.411	54.053	1:45.464 (3)	84.90	0.220	14:41:52.930
3 -	51.784	53.460	1:45.244 (1)	85.08		14:43:38.174
4 -	51.775	53.552	1:45.327 (2)	85.01	0.083	14:45:23.501
5 -	51.952	53.992	1:45.944	84.52	0.700	14:47:09.445
6 -	51.939	54.315	1:46.254	84.27	1.010	14:48:55.699

P3 186		Paul WITHERINGTON		Suzuki - P&R plumbing		
IDEAL LAP TIME : 1:44.812		BEST LAP TIME : 1:45.191		DIFFERENCE : 0.379		
LAP	SECTOR 1	SECTOR 2	LAP TIME	MPH	DIFF	TIME OF DAY
1 -		53.959	1:50.261	81.21	5.070	14:40:09.359
2 -	52.447	54.404	1:46.851	83.80	1.660	14:41:56.210
3 -	53.023	54.156	1:47.179	83.54	1.988	14:43:43.389
4 -	51.906	53.660	1:45.566 (3)	84.82	0.375	14:45:28.955
5 -	51.934	53.582	1:45.516 (2)	84.86	0.325	14:47:14.471
6 -	51.230	53.961	1:45.191 (1)	85.12		14:48:59.662

P4 12		Jake POVAH		Suzuki - www.78plate.com		
IDEAL LAP TIME : 1:45.039		BEST LAP TIME : 1:45.466		DIFFERENCE : 0.427		
LAP	SECTOR 1	SECTOR 2	LAP TIME	MPH	DIFF	TIME OF DAY
1 -		53.926	1:50.037	81.37	4.571	14:40:09.135
2 -	52.506	54.441	1:46.947	83.72	1.481	14:41:56.082
3 -	52.984	53.749	1:46.733	83.89	1.267	14:43:42.815
4 -	52.237	53.542	1:45.779 (2)	84.65	0.313	14:45:28.594
5 -	51.895	53.571	1:45.466 (1)	84.90		14:47:14.060
6 -	51.497	55.072	1:46.569 (3)	84.02	1.103	14:49:00.629

P5 2		Andrew GILL		Kawasaki - RMKD Racing		
IDEAL LAP TIME : 1:45.133		BEST LAP TIME : 1:45.406		DIFFERENCE : 0.273		
LAP	SECTOR 1	SECTOR 2	LAP TIME	MPH	DIFF	TIME OF DAY
1 -		54.741	1:51.797	80.09	6.391	14:40:10.895
2 -	51.903	54.360	1:46.263	84.26	0.857	14:41:57.158
3 -	52.467	54.419	1:46.886	83.77	1.480	14:43:44.044
4 -	51.856	53.930	1:45.786 (3)	84.64	0.380	14:45:29.830
5 -	51.522	53.884	1:45.406 (1)	84.95		14:47:15.236
6 -	51.249	54.164	1:45.413 (2)	84.94	0.007	14:49:00.649

P6 61		Oliver FOOKS		Aprilia - Surrey Engineering Plant Services Ltd		
IDEAL LAP TIME : 1:45.527		BEST LAP TIME : 1:45.527		DIFFERENCE : 0.000		
LAP	SECTOR 1	SECTOR 2	LAP TIME	MPH	DIFF	TIME OF DAY
1 -		56.477	1:56.317	76.98	10.790	14:40:15.415
2 -	52.743	55.022	1:47.765	83.09	2.238	14:42:03.180
3 -	52.104	54.614	1:46.718 (3)	83.90	1.191	14:43:49.898
4 -	51.902	54.118	1:46.020 (2)	84.46	0.493	14:45:35.918
5 -	51.845	54.959	1:46.804	83.84	1.277	14:47:22.722

Weather / Track : Cloudy / Dry

Donington Park GP
Circuit Length = 2.4873 miles
Start: 14:38 Flag 14:48 End: 14:51

BMCRC - MRO Championships 2016 - Rnd 2 @ Donington Park GP

Thunderbike Sport

RACE 13 - SECTOR ANALYSIS

SECTOR 1 = FL to I1, SECTOR 2 = I1 to FL, DIFF = Difference To Personal Best Lap

6 - 51.450 54.077 1:45.527 (1) 84.85 14:49:08.249

P7 43		Colin WALKEY		Kawasaki - ELP Racing		
IDEAL LAP TIME : 1:46.785		BEST LAP TIME : 1:46.912		DIFFERENCE : 0.127		
LAP	SECTOR 1	SECTOR 2	LAP TIME	MPH	DIFF	TIME OF DAY
1 -		55.860	1:53.081	79.18	6.169	14:40:12.179
2 -	52.346	55.899	1:48.245	82.72	1.333	14:42:00.424
3 -	52.513	55.018	1:47.531	83.27	0.619	14:43:47.955
4 -	52.731	54.526	1:47.257 (3)	83.48	0.345	14:45:35.212
5 -	52.386	54.791	1:47.177 (2)	83.54	0.265	14:47:22.389
6 -	52.259	54.653	1:46.912 (1)	83.75		14:49:09.301

P8 54		Adam JAMISON		Suzuki - AJ Racing		
IDEAL LAP TIME : 1:47.263		BEST LAP TIME : 1:47.263		DIFFERENCE : 0.000		
LAP	SECTOR 1	SECTOR 2	LAP TIME	MPH	DIFF	TIME OF DAY
1 -		55.537	1:52.261	79.76	4.998	14:40:11.359
2 -	52.336	54.927	1:47.263 (1)	83.48		14:41:58.622
3 -	52.776	55.135	1:47.911 (2)	82.98	0.648	14:43:46.533
4 -	53.703	55.936	1:49.639	81.67	2.376	14:45:36.172
5 -	52.813	55.642	1:48.455 (3)	82.56	1.192	14:47:24.627
6 -	53.522	55.755	1:49.277	81.94	2.014	14:49:13.904

P9 444		Mark WILLIAMS		Suzuki - F.C.L MOTORCYCLES		
IDEAL LAP TIME : 1:48.592		BEST LAP TIME : 1:48.592		DIFFERENCE : 0.000		
LAP	SECTOR 1	SECTOR 2	LAP TIME	MPH	DIFF	TIME OF DAY
1 -		57.178	1:55.981	77.20	7.389	14:40:15.079
2 -	54.664	56.606	1:51.270 (3)	80.47	2.678	14:42:06.349
3 -	54.845	56.955	1:51.800	80.09	3.208	14:43:58.149
4 -	55.694	56.610	1:52.304	79.73	3.712	14:45:50.453
5 -	55.011	55.844	1:50.855 (2)	80.77	2.263	14:47:41.308
6 -	53.073	55.519	1:48.592 (1)	82.45		14:49:29.900

P10 199		Lloyd COLLINS		Suzuki - Warren Drives		
IDEAL LAP TIME : 1:48.972		BEST LAP TIME : 1:48.972		DIFFERENCE : 0.000		
LAP	SECTOR 1	SECTOR 2	LAP TIME	MPH	DIFF	TIME OF DAY
1 -		57.132	1:55.705	77.39	6.733	14:40:14.803
2 -	55.419	56.097	1:51.516 (3)	80.29	2.544	14:42:06.319
3 -	54.482	56.990	1:51.472 (2)	80.32	2.500	14:43:57.791
4 -	55.547	56.751	1:52.298	79.73	3.326	14:45:50.089
5 -	55.061	57.072	1:52.133	79.85	3.161	14:47:42.222
6 -	53.349	55.623	1:48.972 (1)	82.17		14:49:31.194

P11 58		Michael SIMMONS		Kawasaki - Westcountry Windings		
IDEAL LAP TIME : 1:50.318		BEST LAP TIME : 1:50.387		DIFFERENCE : 0.069		
LAP	SECTOR 1	SECTOR 2	LAP TIME	MPH	DIFF	TIME OF DAY
1 -		57.612	1:57.917	75.93	7.530	14:40:17.015
2 -	55.603	56.906	1:52.509	79.58	2.122	14:42:09.524
3 -	55.305	56.245	1:51.550 (2)	80.27	1.163	14:44:01.074
4 -	55.252	56.474	1:51.726	80.14	1.339	14:45:52.800
5 -	54.606	55.781	1:50.387 (1)	81.11		14:47:43.187
6 -	54.537	57.076	1:51.613 (3)	80.22	1.226	14:49:34.800

P12 123		Tham EVANS		Honda - Vanilla Electronics		
IDEAL LAP TIME : 1:50.547		BEST LAP TIME : 1:51.163		DIFFERENCE : 0.616		
LAP	SECTOR 1	SECTOR 2	LAP TIME	MPH	DIFF	TIME OF DAY
1 -		57.129	1:59.079	75.19	7.916	14:40:18.177
2 -	54.737	57.899	1:52.636	79.49	1.473	14:42:10.813
3 -	55.034	56.284	1:51.318 (2)	80.44	0.155	14:44:02.131

Weather / Track : Cloudy / Dry

Donington Park GP
Circuit Length = 2.4873 miles
Start: 14:38 Flag 14:48 End: 14:51

BMCRC - MRO Championships 2016 - Rnd 2 @ Donington Park GP

Thunderbike Sport

RACE 13 - SECTOR ANALYSIS

SECTOR 1 = FL to I1, SECTOR 2 = I1 to FL, DIFF = Difference To Personal Best Lap

4 -	54.834	56.939	1:51.773 (3)	80.11	0.610	14:45:53.904
5 -	55.081	56.082	1:51.163 (1)	80.55		14:47:45.067
6 -	54.465	59.052	1:53.517	78.88	2.354	14:49:38.584

P13 195	Robert CADIZ	Suzuki -				
IDEAL LAP TIME : 1:49.603	BEST LAP TIME : 1:49.996	DIFFERENCE : 0.393				
LAP	SECTOR 1	SECTOR 2	LAP TIME	MPH	DIFF	TIME OF DAY
1 -		58.137	2:03.457	72.53	13.461	14:40:22.555
2 -	54.415	57.046	1:51.461	80.33	1.465	14:42:14.016
3 -	54.118	56.195	1:50.313 (2)	81.17	0.317	14:44:04.329
4 -	55.732	57.785	1:53.517	78.88	3.521	14:45:57.846
5 -	55.155	55.915	1:51.070 (3)	80.61	1.074	14:47:48.916
6 -	53.688	56.308	1:49.996 (1)	81.40		14:49:38.912

P14 40	Simon SNOWDEN	Ducati - Wheels motorcycles peterborough				
IDEAL LAP TIME : 1:50.900	BEST LAP TIME : 1:51.051	DIFFERENCE : 0.151				
LAP	SECTOR 1	SECTOR 2	LAP TIME	MPH	DIFF	TIME OF DAY
1 -		57.854	2:00.158	74.52	9.107	14:40:19.256
2 -	55.074	57.011	1:52.085 (3)	79.88	1.034	14:42:11.341
3 -	55.183	57.415	1:52.598	79.52	1.547	14:44:03.939
4 -	55.951	56.564	1:52.515	79.58	1.464	14:45:56.454
5 -	54.847	56.204	1:51.051 (1)	80.63		14:47:47.505
6 -	54.696	56.982	1:51.678 (2)	80.18	0.627	14:49:39.183

P15 3	Marcus NEWALL	Yamaha - Mum & Dad				
IDEAL LAP TIME : 1:49.943	BEST LAP TIME : 1:49.943	DIFFERENCE : 0.000				
LAP	SECTOR 1	SECTOR 2	LAP TIME	MPH	DIFF	TIME OF DAY
1 -		57.625	1:57.463	76.23	7.520	14:40:16.561
2 -	55.763	56.954	1:52.717 (3)	79.44	2.774	14:42:09.278
3 -	56.989	56.734	1:53.723	78.73	3.780	14:44:03.001
4 -	56.676	57.727	1:54.403	78.27	4.460	14:45:57.404
5 -	56.142	55.812	1:51.954 (2)	79.98	2.011	14:47:49.358
6 -	54.390	55.553	1:49.943 (1)	81.44		14:49:39.301

P16 9	Vincent LEWIN	Suzuki - vinitwinracing.co.uk				
IDEAL LAP TIME : 1:51.102	BEST LAP TIME : 1:51.195	DIFFERENCE : 0.093				
LAP	SECTOR 1	SECTOR 2	LAP TIME	MPH	DIFF	TIME OF DAY
1 -		59.752	2:02.675	72.99	11.480	14:40:21.773
2 -	55.893	58.071	1:53.964	78.57	2.769	14:42:15.737
3 -	55.209	57.271	1:52.480 (3)	79.60	1.285	14:44:08.217
4 -	55.666	57.538	1:53.204	79.10	2.009	14:46:01.421
5 -	54.626	56.583	1:51.209 (2)	80.51	0.014	14:47:52.630
6 -	54.719	56.476	1:51.195 (1)	80.52		14:49:43.825

P17 13	Rob TAYLOR	Suzuki -				
IDEAL LAP TIME : 1:52.682	BEST LAP TIME : 1:52.682	DIFFERENCE : 0.000				
LAP	SECTOR 1	SECTOR 2	LAP TIME	MPH	DIFF	TIME OF DAY
1 -		59.964	2:02.136	73.31	9.454	14:40:21.234
2 -	55.885	59.090	1:54.975	77.88	2.293	14:42:16.209
3 -	55.856	57.547	1:53.403 (3)	78.96	0.721	14:44:09.612
4 -	55.277	57.644	1:52.921 (2)	79.29	0.239	14:46:02.533
5 -	55.166	58.263	1:53.429	78.94	0.747	14:47:55.962
6 -	55.140	57.542	1:52.682 (1)	79.46		14:49:48.644

P18 192 R	Benjamin ROWSWELL	Suzuki - DRM. Isehurst.				
IDEAL LAP TIME : 1:52.355	BEST LAP TIME : 1:52.355	DIFFERENCE : 0.000				
LAP	SECTOR 1	SECTOR 2	LAP TIME	MPH	DIFF	TIME OF DAY
1 -		58.788	1:59.454	74.96	7.099	14:40:18.552

Weather / Track : Cloudy / Dry

Donington Park GP
Circuit Length = 2.4873 miles
Start: 14:38 Flag 14:48 End: 14:51

BMCRC - MRO Championships 2016 - Rnd 2 @ Donington Park GP

Thunderbike Sport

RACE 13 - SECTOR ANALYSIS

SECTOR 1 = FL to I1, SECTOR 2 = I1 to FL, DIFF = Difference To Personal Best Lap

2 -	55.056	1:01.278	1:56.334	76.97	3.979	14:42:14.886
3 -	54.143	58.212	1:52.355 (1)	79.69		14:44:07.241
4 -	55.454	59.516	1:54.970	77.88	2.615	14:46:02.211
5 -	54.883	59.123	1:54.006 (3)	78.54	1.651	14:47:56.217
6 -	54.208	58.237	1:52.445 (2)	79.63	0.090	14:49:48.662

P19 23	Claire BECKETT		Suzuki -			
IDEAL LAP TIME : 1:54.436		BEST LAP TIME : 1:54.436		DIFFERENCE : 0.000		
LAP	SECTOR 1	SECTOR 2	LAP TIME	MPH	DIFF	TIME OF DAY
1 -		59.568	2:03.710	72.38	9.274	14:40:22.808
2 -	58.746	59.446	1:58.192	75.76	3.756	14:42:21.000
3 -	57.711	59.725	1:57.436 (3)	76.24	3.000	14:44:18.436
4 -	59.106	58.603	1:57.709	76.07	3.273	14:46:16.145
5 -	56.767	58.072	1:54.839 (2)	77.97	0.403	14:48:10.984
6 -	56.510	57.926	1:54.436 (1)	78.24		14:50:05.420

P20 86 R	Steve RICHARDS		Honda -			
IDEAL LAP TIME : 1:54.681		BEST LAP TIME : 1:54.987		DIFFERENCE : 0.306		
LAP	SECTOR 1	SECTOR 2	LAP TIME	MPH	DIFF	TIME OF DAY
1 -		1:00.278	2:03.989	72.21	9.002	14:40:23.087
2 -	57.941	59.060	1:57.001 (3)	76.53	2.014	14:42:20.088
3 -	57.851	59.436	1:57.287	76.34	2.300	14:44:17.375
4 -	59.678	59.414	1:59.092	75.18	4.105	14:46:16.467
5 -	57.264	57.723	1:54.987 (1)	77.87		14:48:11.454
6 -	56.958	58.792	1:55.750 (2)	77.36	0.763	14:50:07.204

P21 24	Harley GODZISZ		Honda -			
IDEAL LAP TIME : 1:54.634		BEST LAP TIME : 1:54.634		DIFFERENCE : 0.000		
LAP	SECTOR 1	SECTOR 2	LAP TIME	MPH	DIFF	TIME OF DAY
1 -		58.840	2:05.298	71.46	10.664	14:40:24.396
2 -	58.196	59.460	1:57.656	76.10	3.022	14:42:22.052
3 -	58.075	59.168	1:57.243 (3)	76.37	2.609	14:44:19.295
4 -	58.500	58.969	1:57.469	76.22	2.835	14:46:16.764
5 -	57.832	58.321	1:56.153 (2)	77.09	1.519	14:48:12.917
6 -	56.712	57.922	1:54.634 (1)	78.11		14:50:07.551

P22 32	Thomas WILLIAMS		Honda -			
IDEAL LAP TIME : 1:53.077		BEST LAP TIME : 1:53.077		DIFFERENCE : 0.000		
LAP	SECTOR 1	SECTOR 2	LAP TIME	MPH	DIFF	TIME OF DAY
1 -		1:01.205	2:08.010	69.95	14.933	14:40:27.108
2 -	57.956	1:00.322	1:58.278	75.70	5.201	14:42:25.386
3 -	58.758	59.670	1:58.428	75.61	5.351	14:44:23.814
4 -	58.036	58.655	1:56.691 (3)	76.73	3.614	14:46:20.505
5 -	56.911	58.070	1:54.981 (2)	77.87	1.904	14:48:15.486
6 -	55.447	57.630	1:53.077 (1)	79.18		14:50:08.563

P23 81	Malvern MAY		Ducati -			
IDEAL LAP TIME : 1:51.069		BEST LAP TIME : 1:51.622		DIFFERENCE : 0.553		
LAP	SECTOR 1	SECTOR 2	LAP TIME	MPH	DIFF	TIME OF DAY
1 -		1:26.954	2:26.220	61.23	34.598	14:40:45.318
2 -	55.599	58.605	1:54.204	78.40	2.582	14:42:39.522
3 -	55.701	57.298	1:52.999 (3)	79.24	1.377	14:44:32.521
4 -	56.353	58.591	1:54.944	77.90	3.322	14:46:27.465
5 -	55.300	56.322	1:51.622 (1)	80.22		14:48:19.087
6 -	54.747	56.885	1:51.632 (2)	80.21	0.010	14:50:10.719

Weather / Track : Cloudy / Dry

Donington Park GP
Circuit Length = 2.4873 miles
Start: 14:38 Flag 14:48 End: 14:51

BMCRC - MRO Championships 2016 - Rnd 2 @ Donington Park GP

Thunderbike Sport

RACE 13 - SECTOR ANALYSIS

SECTOR 1 = FL to I1, SECTOR 2 = I1 to FL, DIFF = Difference To Personal Best Lap

P24 83 R		Glen CADRUVI		Honda - Kent Commercial Laundry Repairs		
IDEAL LAP TIME : 1:53.113		BEST LAP TIME : 1:53.472		DIFFERENCE : 0.359		
LAP	SECTOR 1	SECTOR 2	LAP TIME	MPH	DIFF	TIME OF DAY
1 -		1:03.123	2:12.607	67.52	19.135	14:40:31.705
2 -	58.662	1:00.504	1:59.166	75.14	5.694	14:42:30.871
3 -	59.695	58.613	1:58.308	75.68	4.836	14:44:29.179
4 -	58.805	57.913	1:56.718 (3)	76.71	3.246	14:46:25.897
5 -	57.638	56.842	1:54.480 (2)	78.21	1.008	14:48:20.377
6 -	56.271	57.201	1:53.472 (1)	78.91		14:50:13.849

P25 70		Peter THORNTON		Suzuki - Cadmatic		
IDEAL LAP TIME : 1:52.564		BEST LAP TIME : 1:52.564		DIFFERENCE : 0.000		
LAP	SECTOR 1	SECTOR 2	LAP TIME	MPH	DIFF	TIME OF DAY
1 -		1:29.608	2:35.218	57.68	42.654	14:40:54.316
2 -	56.392	1:00.301	1:56.693	76.73	4.129	14:42:51.009
3 -	56.782	58.377	1:55.159 (3)	77.75	2.595	14:44:46.168
4 -	56.973	59.115	1:56.088	77.13	3.524	14:46:42.256
5 -	55.290	58.430	1:53.720 (2)	78.74	1.156	14:48:35.976
6 -	55.124	57.440	1:52.564 (1)	79.54		14:50:28.540

P26 50		Steve YOUNG		Suzuki - Cadmatic Engineering		
IDEAL LAP TIME : 1:57.993		BEST LAP TIME : 1:57.993		DIFFERENCE : 0.000		
LAP	SECTOR 1	SECTOR 2	LAP TIME	MPH	DIFF	TIME OF DAY
1 -		1:03.554	2:12.155	67.75	14.162	14:40:31.253
2 -	58.864	1:02.453	2:01.317	73.81	3.324	14:42:32.570
3 -	58.884	1:00.893	1:59.777 (3)	74.75	1.784	14:44:32.347
4 -	58.951	1:00.420	1:59.371 (2)	75.01	1.378	14:46:31.718
5 -	59.827	59.991	1:59.818	74.73	1.825	14:48:31.536
6 -	58.434	59.559	1:57.993 (1)	75.88		14:50:29.529

P27 80 R		Matt CLARKE		Honda - Hayley Group PLC		
IDEAL LAP TIME : 1:59.302		BEST LAP TIME : 1:59.359		DIFFERENCE : 0.057		
LAP	SECTOR 1	SECTOR 2	LAP TIME	MPH	DIFF	TIME OF DAY
1 -		1:01.806	2:09.192	69.31	9.833	14:40:28.290
2 -	1:00.359	1:01.928	2:02.287	73.22	2.928	14:42:30.577
3 -	59.899	59.984	1:59.883 (3)	74.69	0.524	14:44:30.460
4 -	59.788	1:01.037	2:00.825	74.11	1.466	14:46:31.285
5 -	59.688	59.709	1:59.397 (2)	74.99	0.038	14:48:30.682
6 -	59.745	59.614	1:59.359 (1)	75.02		14:50:30.041

P28 143 R		Robert DAVIE		Suzuki -		
IDEAL LAP TIME : 2:00.228		BEST LAP TIME : 2:00.234		DIFFERENCE : 0.006		
LAP	SECTOR 1	SECTOR 2	LAP TIME	MPH	DIFF	TIME OF DAY
1 -		1:02.949	2:10.879	68.41	10.645	14:40:29.977
2 -	58.968	1:02.826	2:01.794 (3)	73.52	1.560	14:42:31.771
3 -	59.329	1:03.721	2:03.050	72.77	2.816	14:44:34.821
4 -	59.270	1:03.016	2:02.286	73.22	2.052	14:46:37.107
5 -	58.108	1:02.126	2:00.234 (1)	74.47		14:48:37.341
6 -	58.102	1:02.190	2:00.292 (2)	74.43	0.058	14:50:37.633

P29 94 R		Andrew APPLEBY		Yamaha -		
IDEAL LAP TIME : 1:57.659		BEST LAP TIME : 1:57.934		DIFFERENCE : 0.275		
LAP	SECTOR 1	SECTOR 2	LAP TIME	MPH	DIFF	TIME OF DAY
1 -		1:16.036	2:21.266	63.38	23.332	14:40:40.364
2 -	57.874	1:03.992	2:01.866	73.47	3.932	14:42:42.230
3 -	59.047	1:00.761	1:59.808 (3)	74.74	1.874	14:44:42.038
4 -	59.119	1:00.789	1:59.908	74.67	1.974	14:46:41.946
5 -	58.308	1:00.063	1:58.371 (2)	75.64	0.437	14:48:40.317

Weather / Track : Cloudy / Dry

Donington Park GP
Circuit Length = 2.4873 miles
Start: 14:38 Flag 14:48 End: 14:51

BMCRC - MRO Championships 2016 - Rnd 2 @ Donington Park GP

Thunderbike Sport

RACE 13 - SECTOR ANALYSIS

SECTOR 1 = FL to I1, SECTOR 2 = I1 to FL, DIFF = Difference To Personal Best Lap

6 - 57.596 1:00.338 1:57.934 (1) 75.92 14:50:38.251

P30 77		Ray PETTY		Kawasaki -		
IDEAL LAP TIME : 2:00.212		BEST LAP TIME : 2:01.177		DIFFERENCE : 0.965		
LAP	SECTOR 1	SECTOR 2	LAP TIME	MPH	DIFF	TIME OF DAY
1 -		1:15.576	2:22.509	62.83	21.332	14:40:41.607
2 -	58.150	1:03.027	2:01.177 (1)	73.89		14:42:42.784
3 -	1:00.322	1:02.062	2:02.384 (2)	73.16	1.207	14:44:45.168
4 -	1:00.411	1:03.329	2:03.740	72.36	2.563	14:46:48.908
5 -	59.603	1:03.030	2:02.633 (3)	73.01	1.456	14:48:51.541

P31 30		Andy BARTLETT		Laverda -		
IDEAL LAP TIME : 2:05.659		BEST LAP TIME : 2:06.025		DIFFERENCE : 0.366		
LAP	SECTOR 1	SECTOR 2	LAP TIME	MPH	DIFF	TIME OF DAY
1 -		1:05.326	2:15.732	65.97	9.707	14:40:34.830
2 -	1:01.863	1:04.891	2:06.754	70.64	0.729	14:42:41.584
3 -	1:02.229	1:03.796	2:06.025 (1)	71.05		14:44:47.609
4 -	1:01.899	1:04.166	2:06.065 (2)	71.03	0.040	14:46:53.674
5 -	1:02.823	1:03.926	2:06.749 (3)	70.64	0.724	14:49:00.423

P32 31		Kelvin EVENDEN		Suzuki - Glosrose Group		
IDEAL LAP TIME : 2:05.571		BEST LAP TIME : 2:05.571		DIFFERENCE : 0.000		
LAP	SECTOR 1	SECTOR 2	LAP TIME	MPH	DIFF	TIME OF DAY
1 -		1:04.516	2:15.180	66.24	9.609	14:40:34.278
2 -	1:01.473	1:06.474	2:07.947	69.98	2.376	14:42:42.225
3 -	1:02.563	1:04.684	2:07.247 (2)	70.37	1.676	14:44:49.472
4 -	1:01.314	1:04.257	2:05.571 (1)	71.30		14:46:55.043
5 -	1:01.771	1:06.048	2:07.819 (3)	70.05	2.248	14:49:02.862

P33 85		Andrew KITE		Ducati - Finology Limited		
IDEAL LAP TIME : 2:02.094		BEST LAP TIME : 2:02.094		DIFFERENCE : 0.000		
LAP	SECTOR 1	SECTOR 2	LAP TIME	MPH	DIFF	TIME OF DAY
1 -		1:04.920	2:14.252 (2)	66.69	12.158	14:40:33.350
2 -	1:00.029	1:02.065	2:02.094 (1)	73.34		14:42:35.444

P34 72		Kevin MILLER		Honda - Mechanical Air Supplies Ltd		
IDEAL LAP TIME : 1:55.201		BEST LAP TIME : 2:00.291		DIFFERENCE : 5.090		
LAP	SECTOR 1	SECTOR 2	LAP TIME	MPH	DIFF	TIME OF DAY
1 -		59.073	2:00.291 (1)	74.43		14:40:19.389
2 -	56.128	IN PIT	10:54.804 P	13.67	8:54.512	14:51:14.193

BMCRC - MRO Championships 2016 - Rnd 2 @ Donington Park GP

Thunderbike Sport

RACE 13 - BEST SECTORS

SECTOR 1			SECTOR 2			IDEAL / BEST COMPARISON						
POS	NO	NAME	TIME	NO	NAME	TIME	POS	NO	NAME	IDEAL	BEST	DIFF
									PERFECT LAP	1:44.058		
1	47	TROWELL	50.603	47	TROWELL	53.455	1	47	TROWELL	1:44.058	1:44.198	0.140
2	186	WITHERINGTON	51.230	158	COSTIN	53.460	2	186	WITHERINGTON	1:44.812	1:45.191	0.379
3	2	GILL	51.249	12	POVAH	53.542	3	158	COSTIN	1:44.871	1:45.244	0.373
4	158	COSTIN	51.411	186	WITHERINGTON	53.582	4	12	POVAH	1:45.039	1:45.466	0.427
5	61	FOOKS	51.450	2	GILL	53.884	5	2	GILL	1:45.133	1:45.406	0.273
6	12	POVAH	51.497	61	FOOKS	54.077	6	61	FOOKS	1:45.527	1:45.527	0.000
7	43	WALKEY	52.259	43	WALKEY	54.526	7	43	WALKEY	1:46.785	1:46.912	0.127
8	54	JAMISON	52.336	54	JAMISON	54.927	8	54	JAMISON	1:47.263	1:47.263	0.000
9	444	WILLIAMS	53.073	444	WILLIAMS	55.519	9	444	WILLIAMS	1:48.592	1:48.592	0.000
10	199	COLLINS	53.349	3	NEWALL	55.553	10	199	COLLINS	1:48.972	1:48.972	0.000
11	195	CADIZ	53.688	199	COLLINS	55.623	11	195	CADIZ	1:49.603	1:49.996	0.393
12	192	ROWSWELL	54.143	58	SIMMONS	55.781	12	3	NEWALL	1:49.943	1:49.943	0.000
13	3	NEWALL	54.390	195	CADIZ	55.915	13	58	SIMMONS	1:50.318	1:50.387	0.069
14	123	EVANS	54.465	123	EVANS	56.082	14	123	EVANS	1:50.547	1:51.163	0.616
15	58	SIMMONS	54.537	40	SNOWDEN	56.204	15	40	SNOWDEN	1:50.900	1:51.051	0.151
16	9	LEWIN	54.626	81	MAY	56.322	16	81	MAY	1:51.069	1:51.622	0.553
17	40	SNOWDEN	54.696	9	LEWIN	56.476	17	9	LEWIN	1:51.102	1:51.195	0.093
18	81	MAY	54.747	83	CADRUVI	56.842	18	192	ROWSWELL	1:52.355	1:52.355	0.000
19	70	THORNTON	55.124	70	THORNTON	57.440	19	70	THORNTON	1:52.564	1:52.564	0.000
20	13	TAYLOR	55.140	13	TAYLOR	57.542	20	13	TAYLOR	1:52.682	1:52.682	0.000
21	32	WILLIAMS	55.447	32	WILLIAMS	57.630	21	32	WILLIAMS	1:53.077	1:53.077	0.000
22	72	MILLER	56.128	86	RICHARDS	57.723	22	83	CADRUVI	1:53.113	1:53.472	0.359
23	83	CADRUVI	56.271	24	GODZISZ	57.922	23	23	BECKETT	1:54.436	1:54.436	0.000
24	23	BECKETT	56.510	23	BECKETT	57.926	24	24	GODZISZ	1:54.634	1:54.634	0.000
25	24	GODZISZ	56.712	192	ROWSWELL	58.212	25	86	RICHARDS	1:54.681	1:54.987	0.306
26	86	RICHARDS	56.958	72	MILLER	59.073	26	72	MILLER	1:55.201	2:00.291	5.090
27	94	APPLEBY	57.596	50	YOUNG	59.559	27	94	APPLEBY	1:57.659	1:57.934	0.275
28	143	DAVIE	58.102	80	CLARKE	59.614	28	50	YOUNG	1:57.993	1:57.993	0.000
29	77	PETTY	58.150	94	APPLEBY	1:00.063	29	80	CLARKE	1:59.302	1:59.359	0.057
30	50	YOUNG	58.434	77	PETTY	1:02.062	30	77	PETTY	2:00.212	2:01.177	0.965
31	80	CLARKE	59.688	85	KITE	1:02.065	31	143	DAVIE	2:00.228	2:00.234	0.006
32	85	KITE	1:00.029	143	DAVIE	1:02.126	32	85	KITE	2:02.094	2:02.094	0.000
33	31	EVENDEN	1:01.314	30	BARTLETT	1:03.796	33	31	EVENDEN	2:05.571	2:05.571	0.000
34	30	BARTLETT	1:01.863	31	EVENDEN	1:04.257	34	30	BARTLETT	2:05.659	2:06.025	0.366
35												
36												

Weather / Track : Cloudy / Dry

Donington Park GP

Circuit Length = 2.4873 miles

Start: 14:38 Flag 14:48 End: 14:51

Results can be found at www.tsl-timing.com

Printed - 14:51 Sunday, 10 April 2016



Yamaha Past Masters

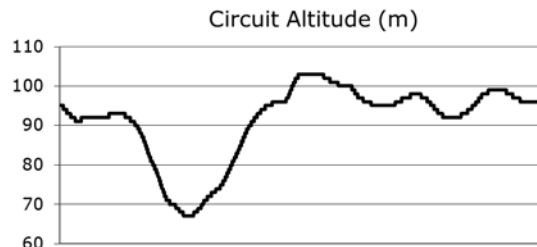
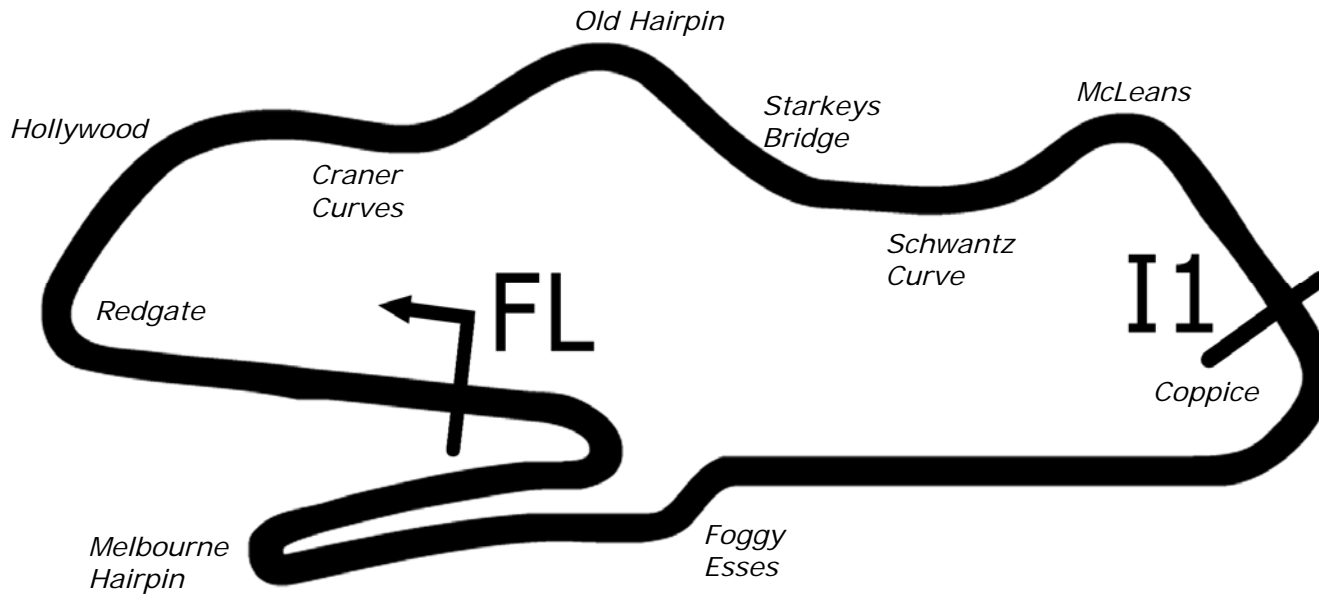
Donington Park GP

9th & 10th April 2016



Results Provided by Timing Solutions Ltd
www.tsl-timing.com

Donington Park GP



Length	1.9790 miles	3185.0 m	
FL		52.82971 N	1.37867 W
I1	2096m	52.82978 N	1.36508 W
Pit Entry	3100m	52.82951 N	1.37832 W
Pit Exit	229m after FL	52.82996 N	1.38205 W
Pit Entry–Pit Exit 287m, 17.2s @60kph, 12.9s @80kph			

All results available at www.tsl-timing.com

BMCRC - MRO Championships 2016 - Rnd 2 @ Donington Park GP

DFDS Seaways YPM & Kawasaki Junior Cup & Senior 300 Series

QUALIFYING - CLASSIFICATION - AMENDED



POS	NO	CL	PIC NAME	ENTRY	TIME	ON	LAPS	GAP	DIFF	MPH
1	7		Pete FISHWICK	Yamaha -	2:00.518	4	4			74.29
2	48		Mark TAYLOR	Yamaha - B K NOLTE contracts limited	2:01.826	4	5	1.308	1.308	73.50
3	76	J	Elliot PINSON	Kawasaki -	2:03.838	5	5	3.320	2.012	72.30
4	18	C	Marc PRENTICE	Yamaha - Mungo Marine Ltd	2:04.622	4	5	4.104	0.784	71.85
5	22		Rik BALLERINI	Yamaha - SCLS LTD Knight Road Racing	2:04.953	3	4	4.435	0.331	71.66
6	2	C	Lee HUFF	Yamaha -	2:05.938	4	5	5.420	0.985	71.10
7	29	C	Giles HARWOOD	Yamaha -	2:06.442	3	4	5.924	0.504	70.81
8	93	S	Monica ISAAC	Kawasaki - Fins MC and Blockade	2:07.609	5	5	7.091	1.167	70.17
9	83	C	Malcolm HUTCHEON	Yamaha -	2:07.752	4	5	7.234	0.143	70.09
10	101		Andrew DAVIES	Yamaha - GIBSON EXHAUSTS	2:07.924	4	4	7.406	0.172	69.99
11	91		Andy WHEELER	Yamaha -	2:08.021	3	4	7.503	0.097	69.94
12	33		Sacha GYTE	Yamaha -	2:08.058	4	5	7.540	0.037	69.92
13	9	S	Graham HAW	Kawasaki - Graham haw joinery	2:08.171	4	4	7.653	0.113	69.86
14	4		Trevor SHARPE	Yamaha -	2:08.561	3	3	8.043	0.390	69.65
15	11	* R	Paul MIDDLETON	Yamaha -	2:09.155	3	4	8.637	0.594	69.33
16	45		Peter MOORE	Yamaha - Curphs Cuttings	2:09.487	3	4	8.969	0.332	69.15
17	26	J	Luke HOPKINS	Kawasaki - MUM	2:10.609	3	4	10.091	1.122	68.55
18	69		Richard SAWYER	Yamaha -	2:10.740	4	4	10.222	0.131	68.49
19	126	S	Gareth HOPKINS	Kawasaki - The wife	2:11.030	4	5	10.512	0.290	68.33
20	63	C	Stephen JOHNSON	Yamaha -	2:11.061	4	4	10.543	0.031	68.32
21	81		Scott GRANT	Yamaha - SEAGER engineering/Interim FM Solutions	2:11.198	3	4	10.680	0.137	68.25
22	33	J	Brandon PAYNE	Kawasaki -	2:13.393	3	4	12.875	2.195	67.12
23	88		Peter MANNERING	Yamaha - Mbc dispatch	2:13.962	4	4	13.444	0.569	66.84
24	25	S	Leon JONES	Kawasaki -	2:14.184	4	4	13.666	0.222	66.73
25	3	J	Joey LAMBDEN	Kawasaki -	2:14.205	3	4	13.687	0.021	66.72
26	52		Tim HALL	Yamaha -	2:14.481	3	4	13.963	0.276	66.58
27	555	S	Nick FORD	Kawasaki -	2:14.845	3	3	14.327	0.364	66.40
28	106	J	Patrick BYRNE	Kawasaki - PKB RACING	2:15.112	3	4	14.594	0.267	66.27
29	5	S	Matthew STEVENS	Kawasaki -	2:15.471	3	3	14.953	0.359	66.09
30	74		Paul WHITBY	Yamaha - Prestige Decor Ltd	2:15.582	4	4	15.064	0.111	66.04
31	32	S	Paul ROBSON	Kawasaki - Cheffing Solutions	2:16.101	4	4	15.583	0.519	65.79
32	37	S	Craig CLEMONS	Kawasaki - Naomi	2:16.350	3	4	15.832	0.249	65.67
33	69	J	Connor HALL	Kawasaki - S & Y CERAMICS	2:16.470	3	4	15.952	0.120	65.61
34	20	J	Kai DICKINSON	Kawasaki - Dad	2:16.889	4	4	16.371	0.419	65.41
35	13	S	Ben HAWES	Kawasaki -	2:18.499	3	4	17.981	1.610	64.65
36	102	J	Charlie FARRER	Kawasaki -	2:19.396	4	4	18.878	0.897	64.23
37	51	S	Andy SMITH	Kawasaki - AZN Racing & Opie Oils	2:19.733	3	4	19.215	0.337	64.08
38	82	J	Joe HOLDSWORTH	Kawasaki - tintwise.com	2:20.562	4	4	20.044	0.829	63.70
39	4	J	James DUTTON	Kawasaki -	2:21.227	2	3	20.709	0.665	63.40
40	30	S	Malcolm HOWELL	Kawasaki -	2:21.330	3	4	20.812	0.103	63.35
41	73	S	Sarah JORDAN	Kawasaki - Bernard Elliott Racing	2:22.907	4	4	22.389	1.577	62.65
42	55	S	Tom STEVENS	Kawasaki -	2:24.243	1	1	23.725	1.336	62.07
43	27	S	James HOWELLS	Kawasaki -	2:27.501	3	3	26.983	3.258	60.70
44	63	S	Samuel SMYTH	Kawasaki -	2:29.900	4	4	29.382	2.399	59.73
45	36	J	Harry FOWLE	Kawasaki - A.Fowle Joinery	2:31.086	2	3	30.568	1.186	59.26
46	21	J	Callum SADBERRY	Kawasaki -	2:34.410	3	3	33.892	3.324	57.99
47	47	S	Matt HILL	Kawasaki -	2:36.827	3	3	36.309	2.417	57.09
48	23	J	Joe ELLIS	Kawasaki -	2:40.565	2	2	40.047	3.738	55.76
49	32	R	Sarah ENGLISH	Yamaha -	2:50.478	3	3	49.960	9.913	52.52
50	17	J	Jordan HARRIS	Kawasaki -	2:59.140	3	3	58.622	8.662	49.98
51	25	R	Allan SEXTON	Yamaha - Poole Motorcycles Ltd	3:19.262	3	3	1:18.744	20.122	44.93
52	14		Doug EDMONDSON	Yamaha - Wave Racing Developments			2			
53	6		Matt BARBER	Yamaha -			0			
54	68	C	Kevin MARSHALL	Yamaha -			0			
55	34	R	Mark EWENS	Yamaha -			0			

* BIKE #11 - NO TRANSPONDER, PLEASE FIT FOR RACE.

Donington Park GP
Circuit Length = 2.4873 miles
Start: 09:32 Flag 09:41 End: 09:43

Weather / Track : Cloudy / Dry

These results are provisional until the conclusion of any judicial and technical matters.

Clerk Of Course :	Timekeeper :
-------------------	--------------

Results can be found at www.tsl-timing.com

Printed - 11:44 Saturday, 09 April 2016



BMCRC - MRO Championships 2016 - Rnd 2 @ Donington Park GP

DFDS Seaways YPM & Kawasaki Junior Cup & Senior 300 Series

QUALIFYING - SECTOR ANALYSIS

SECTOR 1 = FL to I1, SECTOR 2 = I1 to FL, DIFF = Difference To Personal Best Lap

P1		7		Pete FISHWICK		Yamaha -	
IDEAL LAP TIME : 2:00.518		BEST LAP TIME : 2:00.518		DIFFERENCE : 0.000			
LAP	SECTOR 1	SECTOR 2	LAP TIME	MPH	DIFF	TIME OF DAY	
1 -	1:11.150	1:09.064	2:20.214	63.86	19.696	09:34:39.777	
2 -	1:03.442	1:04.760	2:08.202 (3)	69.84	7.684	09:36:47.979	
3 -	1:01.859	1:03.498	2:05.357 (2)	71.43	4.839	09:38:53.336	
4 -	59.199	1:01.319	2:00.518 (1)	74.29		09:40:53.854	

P2		48		Mark TAYLOR		Yamaha - B K NOLTE contracts limited	
IDEAL LAP TIME : 2:01.826		BEST LAP TIME : 2:01.826		DIFFERENCE : 0.000			
LAP	SECTOR 1	SECTOR 2	LAP TIME	MPH	DIFF	TIME OF DAY	
1 -	1:06.258	1:05.533	2:11.791	67.94	9.965	09:34:31.970	
2 -	1:00.786	1:04.530	2:05.316 (3)	71.45	3.490	09:36:37.286	
3 -	1:00.494	1:03.903	2:04.397 (2)	71.98	2.571	09:38:41.683	
4 -	59.208	1:02.618	2:01.826 (1)	73.50		09:40:43.509	
5 -	1:03.371	1:02.898	2:06.269	70.91	4.443	09:42:49.778	

P3		76 J		Elliot PINSON		Kawasaki -	
IDEAL LAP TIME : 2:02.948		BEST LAP TIME : 2:03.838		DIFFERENCE : 0.890			
LAP	SECTOR 1	SECTOR 2	LAP TIME	MPH	DIFF	TIME OF DAY	
1 -	1:06.399	1:09.349	2:15.748	65.96	11.910	09:34:55.086	
2 -	1:04.073	1:05.223	2:09.296	69.25	5.458	09:37:04.382	
3 -	1:01.220	1:04.800	2:06.020 (2)	71.05	2.182	09:39:10.402	
4 -	1:03.757	1:03.449	2:07.206 (3)	70.39	3.368	09:41:17.608	
5 -	59.499	1:04.339	2:03.838 (1)	72.30		09:43:21.446	

P4		18 C		Marc PRENTICE		Yamaha - Mungo Marine Ltd	
IDEAL LAP TIME : 2:04.622		BEST LAP TIME : 2:04.622		DIFFERENCE : 0.000			
LAP	SECTOR 1	SECTOR 2	LAP TIME	MPH	DIFF	TIME OF DAY	
1 -	1:09.190	1:07.971	2:17.161	65.28	12.539	09:34:31.299	
2 -	1:02.151	1:05.963	2:08.114 (2)	69.89	3.492	09:36:39.413	
3 -	1:02.092	1:06.427	2:08.519 (3)	69.67	3.897	09:38:47.932	
4 -	1:00.933	1:03.689	2:04.622 (1)	71.85		09:40:52.554	
5 -	1:01.886	1:08.731	2:10.617	68.55	5.995	09:43:03.171	

P5		22		Rik BALLERINI		Yamaha - SCLS LTD Knight Road Racing	
IDEAL LAP TIME : 2:03.610		BEST LAP TIME : 2:04.953		DIFFERENCE : 1.343			
LAP	SECTOR 1	SECTOR 2	LAP TIME	MPH	DIFF	TIME OF DAY	
1 -	1:07.768	1:07.921	2:15.689 (3)	65.99	10.736	09:34:53.490	
2 -	1:02.342	1:04.491	2:06.833 (2)	70.60	1.880	09:37:00.323	
3 -	1:01.055	1:03.898	2:04.953 (1)	71.66		09:39:05.276	
4 -	59.712	IN PIT	2:10.824 P	68.44	5.871	09:41:16.100	

P6		2 C		Lee HUFF		Yamaha -	
IDEAL LAP TIME : 2:05.349		BEST LAP TIME : 2:05.938		DIFFERENCE : 0.589			
LAP	SECTOR 1	SECTOR 2	LAP TIME	MPH	DIFF	TIME OF DAY	
1 -	1:09.909	1:09.010	2:18.919	64.45	12.981	09:34:37.936	
2 -	1:02.321	1:07.635	2:09.956 (3)	68.90	4.018	09:36:47.892	
3 -	1:02.983	1:07.973	2:10.956	68.37	5.018	09:38:58.848	
4 -	1:01.308	1:04.630	2:05.938 (1)	71.10		09:41:04.786	
5 -	1:00.719	1:05.376	2:06.095 (2)	71.01	0.157	09:43:10.881	

P7		29 C		Giles HARWOOD		Yamaha -	
IDEAL LAP TIME : 2:05.665		BEST LAP TIME : 2:06.442		DIFFERENCE : 0.777			
LAP	SECTOR 1	SECTOR 2	LAP TIME	MPH	DIFF	TIME OF DAY	
1 -	1:21.153	1:15.176	2:36.329	57.27	29.887	09:34:58.815	
2 -	1:04.128	1:06.599	2:10.727 (3)	68.49	4.285	09:37:09.542	

Weather / Track : Cloudy / Dry

Donington Park GP
Circuit Length = 2.4873 miles
Start: 09:32 Flag 09:41 End: 09:43

BMCRC - MRO Championships 2016 - Rnd 2 @ Donington Park GP

DFDS Seaways YPM & Kawasaki Junior Cup & Senior 300 Series

QUALIFYING - SECTOR ANALYSIS

SECTOR 1 = FL to I1, SECTOR 2 = I1 to FL, DIFF = Difference To Personal Best Lap

3 - **1:01.602** 1:04.840 **2:06.442 (1) 70.81** **09:39:15.984**
 4 - 1:04.918 **1:04.063** 2:08.981 (2) 69.42 2.539 09:41:24.965

P8 93 S		Monica ISAAC		Kawasaki - Fins MC and Blockade			
IDEAL LAP TIME : 2:07.609		BEST LAP TIME : 2:07.609		DIFFERENCE : 0.000			
LAP	SECTOR 1	SECTOR 2	LAP TIME	MPH	DIFF	TIME OF DAY	
1 -	1:11.271	1:09.157	2:20.428	63.76	12.819	09:34:31.994	
2 -	1:05.235	1:08.381	2:13.616	67.01	6.007	09:36:45.610	
3 -	1:04.841	1:07.998	2:12.839 (3)	67.40	5.230	09:38:58.449	
4 -	1:02.875	1:06.740	2:09.615 (2)	69.08	2.006	09:41:08.064	
5 -	1:01.429	1:06.180	2:07.609 (1)	70.17		09:43:15.673	

P9 83 C		Malcolm HUTCHEON		Yamaha -			
IDEAL LAP TIME : 2:06.010		BEST LAP TIME : 2:07.752		DIFFERENCE : 1.742			
LAP	SECTOR 1	SECTOR 2	LAP TIME	MPH	DIFF	TIME OF DAY	
1 -	1:13.316	1:12.579	2:25.895	61.37	18.143	09:34:38.742	
2 -	1:04.385	1:07.568	2:11.953	67.86	4.201	09:36:50.695	
3 -	1:03.023	1:05.507	2:08.530 (3)	69.66	0.778	09:38:59.225	
4 -	1:02.840	1:04.912	2:07.752 (1)	70.09		09:41:06.977	
5 -	1:01.098	1:07.047	2:08.145 (2)	69.87	0.393	09:43:15.122	

P10 101		Andrew DAVIES		Yamaha - GIBSON EXHAUSTS			
IDEAL LAP TIME : 2:07.924		BEST LAP TIME : 2:07.924		DIFFERENCE : 0.000			
LAP	SECTOR 1	SECTOR 2	LAP TIME	MPH	DIFF	TIME OF DAY	
1 -	1:16.907	1:14.712	2:31.619	59.05	23.695	09:34:45.966	
2 -	1:05.354	1:10.944	2:16.298 (3)	65.69	8.374	09:37:02.264	
3 -	1:04.044	1:07.906	2:11.950 (2)	67.86	4.026	09:39:14.214	
4 -	1:02.537	1:05.387	2:07.924 (1)	69.99		09:41:22.138	

P11 91		Andy WHEELER		Yamaha -			
IDEAL LAP TIME : 2:08.021		BEST LAP TIME : 2:08.021		DIFFERENCE : 0.000			
LAP	SECTOR 1	SECTOR 2	LAP TIME	MPH	DIFF	TIME OF DAY	
1 -	1:13.115	1:10.070	2:23.185	62.53	15.164	09:35:10.472	
2 -	1:04.477	1:06.385	2:10.862 (3)	68.42	2.841	09:37:21.334	
3 -	1:02.221	1:05.800	2:08.021 (1)	69.94		09:39:29.355	
4 -	1:03.097	1:06.641	2:09.738 (2)	69.01	1.717	09:41:39.093	

P12 33		Sacha GYTE		Yamaha -			
IDEAL LAP TIME : 2:05.971		BEST LAP TIME : 2:08.058		DIFFERENCE : 2.087			
LAP	SECTOR 1	SECTOR 2	LAP TIME	MPH	DIFF	TIME OF DAY	
1 -	1:10.047	1:11.263	2:21.310	63.36	13.252	09:34:39.941	
2 -	1:04.215	1:08.497	2:12.712	67.47	4.654	09:36:52.653	
3 -	1:03.298	1:08.937	2:12.235 (3)	67.71	4.177	09:39:04.888	
4 -	1:02.438	1:05.620	2:08.058 (1)	69.92		09:41:12.946	
5 -	1:00.351	1:08.654	2:09.005 (2)	69.41	0.947	09:43:21.951	

P13 9 S		Graham HAW		Kawasaki - Graham haw joinery			
IDEAL LAP TIME : 2:07.769		BEST LAP TIME : 2:08.171		DIFFERENCE : 0.402			
LAP	SECTOR 1	SECTOR 2	LAP TIME	MPH	DIFF	TIME OF DAY	
1 -	1:04.139	1:10.820	2:14.959 (3)	66.34	6.788	09:36:50.466	
2 -	1:04.448	1:10.606	2:15.054	66.30	6.883	09:39:05.520	
3 -	1:03.257	1:05.992	2:09.249 (2)	69.28	1.078	09:41:14.769	
4 -	1:01.777	1:06.394	2:08.171 (1)	69.86		09:43:22.940	

P14 4		Trevor SHARPE		Yamaha -			
IDEAL LAP TIME : 2:08.561		BEST LAP TIME : 2:08.561		DIFFERENCE : 0.000			
LAP	SECTOR 1	SECTOR 2	LAP TIME	MPH	DIFF	TIME OF DAY	

Weather / Track : Cloudy / Dry

Donington Park GP
 Circuit Length = 2.4873 miles
 Start: 09:32 Flag 09:41 End: 09:43

BMCRC - MRO Championships 2016 - Rnd 2 @ Donington Park GP

DFDS Seaways YPM & Kawasaki Junior Cup & Senior 300 Series

QUALIFYING - SECTOR ANALYSIS

SECTOR 1 = FL to I1, SECTOR 2 = I1 to FL, DIFF = Difference To Personal Best Lap

1 -	1:10.873	1:12.545	2:23.418 (3)	62.43	14.857	09:35:51.950
2 -	1:04.857	1:07.478	2:12.335 (2)	67.66	3.774	09:38:04.285
3 -	1:02.652	1:05.909	2:08.561 (1)	69.65		09:40:12.846

P15	11 R	Paul MIDDLETON	Yamaha -			
IDEAL LAP TIME :		BEST LAP TIME : 2:09.155	DIFFERENCE :			
LAP	SECTOR 1	SECTOR 2	LAP TIME	MPH	DIFF	TIME OF DAY
1 -			2:21.194	63.41	12.039	09:35:07.251
2 -			2:11.696 (2)	67.99	2.541	09:37:18.947
3 -			2:09.155 (1)	69.33		09:39:28.102
4 -			2:12.914 (3)	67.37	3.759	09:41:41.016

P16	45	Peter MOORE	Yamaha - Curphs Cuttings			
IDEAL LAP TIME : 2:09.487		BEST LAP TIME : 2:09.487	DIFFERENCE : 0.000			
LAP	SECTOR 1	SECTOR 2	LAP TIME	MPH	DIFF	TIME OF DAY
1 -	1:12.396	1:13.623	2:26.019	61.32	16.532	09:35:13.141
2 -	1:04.667	1:08.754	2:13.421 (2)	67.11	3.934	09:37:26.562
3 -	1:02.030	1:07.457	2:09.487 (1)	69.15		09:39:36.049
4 -	1:06.346	1:08.033	2:14.379 (3)	66.63	4.892	09:41:50.428

P17	26 J	Luke HOPKINS	Kawasaki - MUM			
IDEAL LAP TIME : 2:10.609		BEST LAP TIME : 2:10.609	DIFFERENCE : 0.000			
LAP	SECTOR 1	SECTOR 2	LAP TIME	MPH	DIFF	TIME OF DAY
1 -	1:07.554	1:10.712	2:18.266	64.76	7.657	09:34:55.912
2 -	1:04.786	1:10.355	2:15.141 (3)	66.26	4.532	09:37:11.053
3 -	1:02.710	1:07.899	2:10.609 (1)	68.55		09:39:21.662
4 -	1:03.876	1:08.327	2:12.203 (2)	67.73	1.594	09:41:33.865

P18	69	Richard SAWYER	Yamaha -			
IDEAL LAP TIME : 2:10.740		BEST LAP TIME : 2:10.740	DIFFERENCE : 0.000			
LAP	SECTOR 1	SECTOR 2	LAP TIME	MPH	DIFF	TIME OF DAY
1 -	1:13.250	1:13.812	2:27.062	60.88	16.322	09:35:46.131
2 -	1:05.851	1:09.842	2:15.693 (3)	65.99	4.953	09:38:01.824
3 -	1:04.325	1:06.717	2:11.042 (2)	68.33	0.302	09:40:12.866
4 -	1:04.106	1:06.634	2:10.740 (1)	68.49		09:42:23.606

P19	126 S	Gareth HOPKINS	Kawasaki - The wife			
IDEAL LAP TIME : 2:11.030		BEST LAP TIME : 2:11.030	DIFFERENCE : 0.000			
LAP	SECTOR 1	SECTOR 2	LAP TIME	MPH	DIFF	TIME OF DAY
1 -	1:08.488	1:11.707	2:20.195	63.87	9.165	09:34:27.678
2 -	1:06.025	1:11.780	2:17.805	64.97	6.775	09:36:45.483
3 -	1:04.505	1:09.786	2:14.291 (3)	66.67	3.261	09:38:59.774
4 -	1:03.499	1:07.531	2:11.030 (1)	68.33		09:41:10.804
5 -	1:03.593	1:07.635	2:11.228 (2)	68.23	0.198	09:43:22.032

P20	63 C	Stephen JOHNSON	Yamaha -			
IDEAL LAP TIME : 2:09.855		BEST LAP TIME : 2:11.061	DIFFERENCE : 1.206			
LAP	SECTOR 1	SECTOR 2	LAP TIME	MPH	DIFF	TIME OF DAY
1 -	1:15.455	1:15.147	2:30.602	59.45	19.541	09:34:52.616
2 -	1:08.007	1:09.239	2:17.246 (3)	65.24	6.185	09:37:09.862
3 -	1:03.151	1:08.851	2:12.002 (2)	67.83	0.941	09:39:21.864
4 -	1:04.357	1:06.704	2:11.061 (1)	68.32		09:41:32.925

P21	81	Scott GRANT	Yamaha - SEAGER engineering/Interim FM Solutions			
IDEAL LAP TIME : 2:10.032		BEST LAP TIME : 2:11.198	DIFFERENCE : 1.166			
LAP	SECTOR 1	SECTOR 2	LAP TIME	MPH	DIFF	TIME OF DAY
1 -	1:18.328	1:16.858	2:35.186	57.70	23.988	09:34:52.076

Weather / Track : Cloudy / Dry

Donington Park GP
Circuit Length = 2.4873 miles
Start: 09:32 Flag 09:41 End: 09:43

BMCRC - MRO Championships 2016 - Rnd 2 @ Donington Park GP

DFDS Seaways YPM & Kawasaki Junior Cup & Senior 300 Series

QUALIFYING - SECTOR ANALYSIS

SECTOR 1 = FL to I1, SECTOR 2 = I1 to FL, DIFF = Difference To Personal Best Lap

2 -	1:07.516	1:09.092	2:16.608 (3)	65.54	5.410	09:37:08.684
3 -	1:03.105	1:08.093	2:11.198 (1)	68.25		09:39:19.882
4 -	1:04.744	1:06.927	2:11.671 (2)	68.00	0.473	09:41:31.553

P22	33 J	Brandon PAYNE	Kawasaki -			
IDEAL LAP TIME : 2:13.393		BEST LAP TIME : 2:13.393		DIFFERENCE : 0.000		
LAP	SECTOR 1	SECTOR 2	LAP TIME	MPH	DIFF	TIME OF DAY
1 -	1:14.406	1:11.735	2:26.141	61.27	12.748	09:35:07.144
2 -	1:09.556	1:10.627	2:20.183 (3)	63.87	6.790	09:37:27.327
3 -	1:04.820	1:08.573	2:13.393 (1)	67.12		09:39:40.720
4 -	1:05.180	1:12.396	2:17.576 (2)	65.08	4.183	09:41:58.296

P23	88	Peter MANNERING	Yamaha - Mbc dispatch			
IDEAL LAP TIME : 2:13.442		BEST LAP TIME : 2:13.962		DIFFERENCE : 0.520		
LAP	SECTOR 1	SECTOR 2	LAP TIME	MPH	DIFF	TIME OF DAY
1 -	1:14.902	2:03.990	3:18.892	45.02	1:04.930	09:36:07.134
2 -	1:11.959	1:14.335	2:26.294 (3)	61.20	12.332	09:38:33.428
3 -	1:06.759	1:08.469	2:15.228 (2)	66.21	1.266	09:40:48.656
4 -	1:04.973	1:08.989	2:13.962 (1)	66.84		09:43:02.618

P24	25 S	Leon JONES	Kawasaki -			
IDEAL LAP TIME : 2:14.113		BEST LAP TIME : 2:14.184		DIFFERENCE : 0.071		
LAP	SECTOR 1	SECTOR 2	LAP TIME	MPH	DIFF	TIME OF DAY
1 -	1:11.979	1:14.484	2:26.463	61.13	12.279	09:36:02.835
2 -	1:11.484	1:12.223	2:23.707 (3)	62.31	9.523	09:38:26.542
3 -	1:07.199	1:08.549	2:15.748 (2)	65.96	1.564	09:40:42.290
4 -	1:05.564	1:08.620	2:14.184 (1)	66.73		09:42:56.474

P25	3 J	Joey LAMBDEN	Kawasaki -			
IDEAL LAP TIME : 2:11.813		BEST LAP TIME : 2:14.205		DIFFERENCE : 2.392		
LAP	SECTOR 1	SECTOR 2	LAP TIME	MPH	DIFF	TIME OF DAY
1 -	1:16.754	1:17.787	2:34.541	57.94	20.336	09:34:48.461
2 -	1:09.395	1:09.222	2:18.617 (3)	64.59	4.412	09:37:07.078
3 -	1:02.591	1:11.614	2:14.205 (1)	66.72		09:39:21.283
4 -	1:06.191	1:10.509	2:16.700 (2)	65.50	2.495	09:41:37.983

P26	52	Tim HALL	Yamaha -			
IDEAL LAP TIME : 2:11.912		BEST LAP TIME : 2:14.481		DIFFERENCE : 2.569		
LAP	SECTOR 1	SECTOR 2	LAP TIME	MPH	DIFF	TIME OF DAY
1 -	1:15.300	1:16.655	2:31.955	58.92	17.474	09:34:52.229
2 -	1:08.050	1:09.221	2:17.271 (3)	65.23	2.790	09:37:09.500
3 -	1:03.316	1:11.165	2:14.481 (1)	66.58		09:39:23.981
4 -	1:08.161	1:08.596	2:16.757 (2)	65.47	2.276	09:41:40.738

P27	555 S	Nick FORD	Kawasaki -			
IDEAL LAP TIME : 2:13.464		BEST LAP TIME : 2:14.845		DIFFERENCE : 1.381		
LAP	SECTOR 1	SECTOR 2	LAP TIME	MPH	DIFF	TIME OF DAY
1 -	1:11.283	1:12.439	2:23.722 (3)	62.30	8.877	09:37:26.084
2 -	1:07.381	1:09.418	2:16.799 (2)	65.45	1.954	09:39:42.883
3 -	1:04.046	1:10.799	2:14.845 (1)	66.40		09:41:57.728

P28	106 J	Patrick BYRNE	Kawasaki - PKB RACING			
IDEAL LAP TIME : 2:14.105		BEST LAP TIME : 2:15.112		DIFFERENCE : 1.007		
LAP	SECTOR 1	SECTOR 2	LAP TIME	MPH	DIFF	TIME OF DAY
1 -	1:15.145	1:14.683	2:29.828	59.76	14.716	09:34:39.920
2 -	1:09.561	1:12.190	2:21.751 (3)	63.17	6.639	09:37:01.671
3 -	1:05.341	1:09.771	2:15.112 (1)	66.27		09:39:16.783

Weather / Track : Cloudy / Dry

Donington Park GP
Circuit Length = 2.4873 miles
Start: 09:32 Flag 09:41 End: 09:43

BMCRC - MRO Championships 2016 - Rnd 2 @ Donington Park GP

DFDS Seaways YPM & Kawasaki Junior Cup & Senior 300 Series

QUALIFYING - SECTOR ANALYSIS

SECTOR 1 = FL to I1, SECTOR 2 = I1 to FL, DIFF = Difference To Personal Best Lap

4 - 1:07.448 **1:08.764** 2:16.212 (2) 65.73 1.100 09:41:32.995

P29	5 S	Matthew STEVENS	Kawasaki -			
IDEAL LAP TIME : 2:15.412		BEST LAP TIME : 2:15.471		DIFFERENCE : 0.059		

LAP	SECTOR 1	SECTOR 2	LAP TIME	MPH	DIFF	TIME OF DAY
1 -	1:12.664	1:12.131	2:24.795 (3)	61.84	9.324	09:37:29.069
2 -	1:06.085	1:10.952	2:17.037 (2)	65.34	1.566	09:39:46.106
3 -	1:04.460	1:11.011	2:15.471 (1)	66.09		09:42:01.577

P30	74	Paul WHITBY	Yamaha - Prestige Decor Ltd			
IDEAL LAP TIME : 2:15.582		BEST LAP TIME : 2:15.582		DIFFERENCE : 0.000		

LAP	SECTOR 1	SECTOR 2	LAP TIME	MPH	DIFF	TIME OF DAY
1 -	1:18.070	1:16.945	2:35.015	57.76	19.433	09:35:29.749
2 -	1:09.517	1:12.066	2:21.583 (3)	63.24	6.001	09:37:51.332
3 -	1:07.175	1:10.348	2:17.523 (2)	65.11	1.941	09:40:08.855
4 -	1:06.637	1:08.945	2:15.582 (1)	66.04		09:42:24.437

P31	32 S	Paul ROBSON	Kawasaki - Cheffing Solutions			
IDEAL LAP TIME : 2:16.101		BEST LAP TIME : 2:16.101		DIFFERENCE : 0.000		

LAP	SECTOR 1	SECTOR 2	LAP TIME	MPH	DIFF	TIME OF DAY
1 -	1:14.343	1:14.394	2:28.737	60.20	12.636	09:34:42.504
2 -	1:08.523	1:12.498	2:21.021 (3)	63.49	4.920	09:37:03.525
3 -	1:06.125	1:13.228	2:19.353 (2)	64.25	3.252	09:39:22.878
4 -	1:05.613	1:10.488	2:16.101 (1)	65.79		09:41:38.979

P32	37 S	Craig CLEMONS	Kawasaki - Naomi			
IDEAL LAP TIME : 2:14.699		BEST LAP TIME : 2:16.350		DIFFERENCE : 1.651		

LAP	SECTOR 1	SECTOR 2	LAP TIME	MPH	DIFF	TIME OF DAY
1 -	1:12.284	1:12.310	2:24.594	61.92	8.244	09:34:35.528
2 -	1:05.125	1:12.333	2:17.458 (3)	65.14	1.108	09:36:52.986
3 -	1:05.364	1:10.986	2:16.350 (1)	65.67		09:39:09.336
4 -	1:07.535	1:09.574	2:17.109 (2)	65.30	0.759	09:41:26.445

P33	69 J	Connor HALL	Kawasaki - S & Y CERAMICS			
IDEAL LAP TIME : 2:16.232		BEST LAP TIME : 2:16.470		DIFFERENCE : 0.238		

LAP	SECTOR 1	SECTOR 2	LAP TIME	MPH	DIFF	TIME OF DAY
1 -	1:15.768	1:16.222	2:31.990	58.91	15.520	09:36:12.726
2 -	1:10.099	1:12.123	2:22.222 (3)	62.96	5.752	09:38:34.948
3 -	1:06.435	1:10.035	2:16.470 (1)	65.61		09:40:51.418
4 -	1:06.197	1:10.297	2:16.494 (2)	65.60	0.024	09:43:07.912

P34	20 J	Kai DICKINSON	Kawasaki - Dad			
IDEAL LAP TIME : 2:16.889		BEST LAP TIME : 2:16.889		DIFFERENCE : 0.000		

LAP	SECTOR 1	SECTOR 2	LAP TIME	MPH	DIFF	TIME OF DAY
1 -	1:18.295	1:17.217	2:35.512	57.58	18.623	09:35:21.826
2 -	1:09.258	1:13.540	2:22.798 (3)	62.70	5.909	09:37:44.624
3 -	1:07.235	1:12.322	2:19.557 (2)	64.16	2.668	09:40:04.181
4 -	1:06.591	1:10.298	2:16.889 (1)	65.41		09:42:21.070

P35	13 S	Ben HAWES	Kawasaki -			
IDEAL LAP TIME : 2:18.499		BEST LAP TIME : 2:18.499		DIFFERENCE : 0.000		

LAP	SECTOR 1	SECTOR 2	LAP TIME	MPH	DIFF	TIME OF DAY
1 -	1:17.611	1:18.540	2:36.151	57.34	17.652	09:34:54.990
2 -	1:08.471	1:12.405	2:20.876 (3)	63.56	2.377	09:37:15.866
3 -	1:07.308	1:11.191	2:18.499 (1)	64.65		09:39:34.365
4 -	1:07.330	1:11.457	2:18.787 (2)	64.51	0.288	09:41:53.152

Weather / Track : Cloudy / Dry

Donington Park GP
Circuit Length = 2.4873 miles
Start: 09:32 Flag 09:41 End: 09:43

BMCRC - MRO Championships 2016 - Rnd 2 @ Donington Park GP

DFDS Seaways YPM & Kawasaki Junior Cup & Senior 300 Series

QUALIFYING - SECTOR ANALYSIS

SECTOR 1 = FL to I1, SECTOR 2 = I1 to FL, DIFF = Difference To Personal Best Lap

P36 102 J		Charlie FARRER		Kawasaki -			
IDEAL LAP TIME : 2:19.252		BEST LAP TIME : 2:19.396		DIFFERENCE : 0.144			
LAP	SECTOR 1	SECTOR 2	LAP TIME	MPH	DIFF	TIME OF DAY	
1 -	1:15.417	1:16.951	2:32.368	58.76	12.972	09:35:51.029	
2 -	1:13.921	1:13.382	2:27.303 (3)	60.78	7.907	09:38:18.332	
3 -	1:08.175	1:12.328	2:20.503 (2)	63.73	1.107	09:40:38.835	
4 -	1:08.319	1:11.077	2:19.396 (1)	64.23		09:42:58.231	

P37 51 S		Andy SMITH		Kawasaki - A2N Racing & Opie Oils			
IDEAL LAP TIME : 2:18.866		BEST LAP TIME : 2:19.733		DIFFERENCE : 0.867			
LAP	SECTOR 1	SECTOR 2	LAP TIME	MPH	DIFF	TIME OF DAY	
1 -	1:10.328	1:14.746	2:25.074	61.72	5.341	09:34:31.263	
2 -	1:08.416	1:14.597	2:23.013 (3)	62.61	3.280	09:36:54.276	
3 -	1:08.982	1:10.751	2:19.733 (1)	64.08		09:39:14.009	
4 -	1:08.115	1:12.593	2:20.708 (2)	63.63	0.975	09:41:34.717	

P38 82 J		Joe HOLDSWORTH		Kawasaki - tintwise.com			
IDEAL LAP TIME : 2:20.562		BEST LAP TIME : 2:20.562		DIFFERENCE : 0.000			
LAP	SECTOR 1	SECTOR 2	LAP TIME	MPH	DIFF	TIME OF DAY	
1 -	1:19.913	1:18.407	2:38.320	56.55	17.758	09:35:58.148	
2 -	1:15.778	1:14.385	2:30.163 (3)	59.63	9.601	09:38:28.311	
3 -	1:12.170	1:12.046	2:24.216 (2)	62.09	3.654	09:40:52.527	
4 -	1:09.459	1:11.103	2:20.562 (1)	63.70		09:43:13.089	

P39 4 J		James DUTTON		Kawasaki -			
IDEAL LAP TIME : 2:21.227		BEST LAP TIME : 2:21.227		DIFFERENCE : 0.000			
LAP	SECTOR 1	SECTOR 2	LAP TIME	MPH	DIFF	TIME OF DAY	
1 -	1:14.907	1:14.833	2:29.740 (3)	59.80	8.513	09:36:45.319	
2 -	1:08.617	1:12.610	2:21.227 (1)	63.40		09:39:06.546	
3 -	1:09.520	1:13.699	2:23.219 (2)	62.52	1.992	09:41:29.765	

P40 30 S		Malcolm HOWELL		Kawasaki -			
IDEAL LAP TIME : 2:20.639		BEST LAP TIME : 2:21.330		DIFFERENCE : 0.691			
LAP	SECTOR 1	SECTOR 2	LAP TIME	MPH	DIFF	TIME OF DAY	
1 -	1:17.586	1:16.898	2:34.484	57.96	13.154	09:34:44.809	
2 -	1:13.260	1:16.739	2:29.999 (3)	59.69	8.669	09:37:14.808	
3 -	1:09.809	1:11.521	2:21.330 (1)	63.35		09:39:36.138	
4 -	1:09.118	1:19.097	2:28.215 (2)	60.41	6.885	09:42:04.353	

P41 73 S		Sarah JORDAN		Kawasaki - Bernard Elliott Racing			
IDEAL LAP TIME : 2:22.907		BEST LAP TIME : 2:22.907		DIFFERENCE : 0.000			
LAP	SECTOR 1	SECTOR 2	LAP TIME	MPH	DIFF	TIME OF DAY	
1 -	1:15.773	1:17.882	2:33.655	58.27	10.748	09:35:55.739	
2 -	1:14.048	1:16.023	2:30.071 (3)	59.66	7.164	09:38:25.810	
3 -	1:11.461	1:14.867	2:26.328 (2)	61.19	3.421	09:40:52.138	
4 -	1:09.362	1:13.545	2:22.907 (1)	62.65		09:43:15.045	

P42 27 S		James HOWELLS		Kawasaki -			
IDEAL LAP TIME : 2:27.501		BEST LAP TIME : 2:27.501		DIFFERENCE : 0.000			
LAP	SECTOR 1	SECTOR 2	LAP TIME	MPH	DIFF	TIME OF DAY	
1 -	1:23.599	1:21.579	2:45.178 (3)	54.21	17.677	09:36:26.901	
2 -	1:16.782	1:18.533	2:35.315 (2)	57.65	7.814	09:39:02.216	
3 -	1:12.599	1:14.902	2:27.501 (1)	60.70		09:41:29.717	

Weather / Track : Cloudy / Dry

Donington Park GP
Circuit Length = 2.4873 miles
Start: 09:32 Flag 09:41 End: 09:43

BMCRC - MRO Championships 2016 - Rnd 2 @ Donington Park GP

DFDS Seaways YPM & Kawasaki Junior Cup & Senior 300 Series

QUALIFYING - SECTOR ANALYSIS

SECTOR 1 = FL to I1, SECTOR 2 = I1 to FL, DIFF = Difference To Personal Best Lap

P43	63 S	Samuel SMYTH	Kawasaki -			
IDEAL LAP TIME : 2:29.900		BEST LAP TIME : 2:29.900		DIFFERENCE : 0.000		
LAP	SECTOR 1	SECTOR 2	LAP TIME	MPH	DIFF	TIME OF DAY
1 -	1:23.446	1:23.113	2:46.559	53.76	16.659	09:35:36.535
2 -	1:13.116	1:17.926	2:31.042 (2)	59.28	1.142	09:38:07.577
3 -	1:13.396	1:20.226	2:33.622 (3)	58.28	3.722	09:40:41.199
4 -	1:13.094	1:16.806	2:29.900 (1)	59.73		09:43:11.099

P44	36 J	Harry FOWLE	Kawasaki - A.Fowle Joinery			
IDEAL LAP TIME : 2:29.848		BEST LAP TIME : 2:31.086		DIFFERENCE : 1.238		
LAP	SECTOR 1	SECTOR 2	LAP TIME	MPH	DIFF	TIME OF DAY
1 -	1:15.558	1:16.059	2:31.617 (2)	59.05	0.531	09:36:52.731
2 -	1:13.789	1:17.297	2:31.086 (1)	59.26		09:39:23.817
3 -	1:14.469	1:18.642	2:33.111 (3)	58.48	2.025	09:41:56.928

P45	21 J	Callum SADBERRY	Kawasaki -			
IDEAL LAP TIME : 2:34.410		BEST LAP TIME : 2:34.410		DIFFERENCE : 0.000		
LAP	SECTOR 1	SECTOR 2	LAP TIME	MPH	DIFF	TIME OF DAY
1 -	1:21.363	1:24.066	2:45.429 (3)	54.12	11.019	09:36:21.072
2 -	1:15.838	1:25.107	2:40.945 (2)	55.63	6.535	09:39:02.017
3 -	1:15.371	1:19.039	2:34.410 (1)	57.99		09:41:36.427

P46	47 S	Matt HILL	Kawasaki -			
IDEAL LAP TIME : 2:36.827		BEST LAP TIME : 2:36.827		DIFFERENCE : 0.000		
LAP	SECTOR 1	SECTOR 2	LAP TIME	MPH	DIFF	TIME OF DAY
1 -	1:24.405	1:24.614	2:49.019 (3)	52.97	12.192	09:36:31.859
2 -	1:18.210	1:19.979	2:38.189 (2)	56.60	1.362	09:39:10.048
3 -	1:17.797	1:19.030	2:36.827 (1)	57.09		09:41:46.875

P47	23 J	Joe ELLIS	Kawasaki -			
IDEAL LAP TIME : 2:35.422		BEST LAP TIME : 2:40.565		DIFFERENCE : 5.143		
LAP	SECTOR 1	SECTOR 2	LAP TIME	MPH	DIFF	TIME OF DAY
1 -	1:26.892	1:30.077	2:56.969 (2)	50.59	16.404	09:36:45.300
2 -	1:20.640	1:19.925	2:40.565 (1)	55.76		09:39:25.865

P48	32 R	Sarah ENGLISH	Yamaha -			
IDEAL LAP TIME : 2:50.478		BEST LAP TIME : 2:50.478		DIFFERENCE : 0.000		
LAP	SECTOR 1	SECTOR 2	LAP TIME	MPH	DIFF	TIME OF DAY
1 -	1:31.930	1:30.993	3:02.923 (3)	48.95	12.445	09:35:48.710
2 -	1:34.897	1:27.348	3:02.245 (2)	49.13	11.767	09:38:50.955
3 -	1:24.400	1:26.078	2:50.478 (1)	52.52		09:41:41.433

P49	17 J	Jordan HARRIS	Kawasaki -			
IDEAL LAP TIME : 2:54.523		BEST LAP TIME : 2:59.140		DIFFERENCE : 4.617		
LAP	SECTOR 1	SECTOR 2	LAP TIME	MPH	DIFF	TIME OF DAY
1 -	1:26.863	1:33.981	3:00.844 (2)	49.51	1.704	09:35:46.658
2 -	1:38.779	1:40.648	3:19.427 (3)	44.90	20.287	09:39:06.085
3 -	1:31.480	1:27.660	2:59.140 (1)	49.98		09:42:05.225

P50	25 R	Allan SEXTON	Yamaha - Poole Motorcycles Ltd			
IDEAL LAP TIME : 3:19.262		BEST LAP TIME : 3:19.262		DIFFERENCE : 0.000		
LAP	SECTOR 1	SECTOR 2	LAP TIME	MPH	DIFF	TIME OF DAY
1 -	1:43.716	1:42.728	3:26.444 (3)	43.37	7.182	09:35:45.025
2 -	1:39.790	1:40.779	3:20.569 (2)	44.64	1.307	09:39:05.594
3 -	1:39.789	1:39.473	3:19.262 (1)	44.93		09:42:24.856

Weather / Track : Cloudy / Dry

Donington Park GP
 Circuit Length = 2.4873 miles
 Start: 09:32 Flag 09:41 End: 09:43

BMCRG - MRO Championships 2016 - Rnd 2 @ Donington Park GP

DFDS Seaways YPM & Kawasaki Junior Cup & Senior 300 Series

QUALIFYING - SECTOR ANALYSIS

SECTOR 1 = FL to I1, SECTOR 2 = I1 to FL, DIFF = Difference To Personal Best Lap

P51 14		Doug EDMONDSON		Yamaha - Wave Racing Developments		
IDEAL LAP TIME : 2:14.527		BEST LAP TIME :		DIFFERENCE :		
LAP	SECTOR 1	SECTOR 2	LAP TIME	MPH	DIFF	TIME OF DAY
1 -	1:08.921	IN PIT	2:15.379 P	66.14		09:38:09.763
2 -	OUTLAP	1:05.606	3:19.924	44.78		09:41:29.687

BMCRC - MRO Championships 2016 - Rnd 2 @ Donington Park GP

DFDS Seaways YPM & Kawasaki Junior Cup & Senior 300 Series

QUALIFYING - BEST SECTORS

SECTOR 1			SECTOR 2			IDEAL / BEST COMPARISON						
POS	NO	NAME	TIME	NO	NAME	TIME	POS	NO	NAME	IDEAL	BEST	DIFF
									PERFECT LAP	2:00.518		
1	7	FISHWICK	59.199	7	FISHWICK	1:01.319	1	7	FISHWICK	2:00.518	2:00.518	0.000
2	48	TAYLOR	59.208	48	TAYLOR	1:02.618	2	48	TAYLOR	2:01.826	2:01.826	0.000
3	76	PINSON	59.499	76	PINSON	1:03.449	3	76	PINSON	2:02.948	2:03.838	0.890
4	22	BALLERINI	59.712	18	PRENTICE	1:03.689	4	22	BALLERINI	2:03.610	2:04.953	1.343
5	33	GYTE	1:00.351	22	BALLERINI	1:03.898	5	18	PRENTICE	2:04.622	2:04.622	0.000
6	2	HUFF	1:00.719	29	HARWOOD	1:04.063	6	2	HUFF	2:05.349	2:05.938	0.589
7	18	PRENTICE	1:00.933	2	HUFF	1:04.630	7	29	HARWOOD	2:05.665	2:06.442	0.777
8	83	HUTCHEON	1:01.098	83	HUTCHEON	1:04.912	8	33	GYTE	2:05.971	2:08.058	2.087
9	93	ISAAC	1:01.429	101	DAVIES	1:05.387	9	83	HUTCHEON	2:06.010	2:07.752	1.742
10	29	HARWOOD	1:01.602	14	EDMONDSON	1:05.606	10	93	ISAAC	2:07.609	2:07.609	0.000
11	9	HAW	1:01.777	33	GYTE	1:05.620	11	9	HAW	2:07.769	2:08.171	0.402
12	45	MOORE	1:02.030	91	WHEELER	1:05.800	12	101	DAVIES	2:07.924	2:07.924	0.000
13	91	WHEELER	1:02.221	4	SHARPE	1:05.909	13	91	WHEELER	2:08.021	2:08.021	0.000
14	101	DAVIES	1:02.537	9	HAW	1:05.992	14	4	SHARPE	2:08.561	2:08.561	0.000
15	3	LAMBDEN	1:02.591	93	ISAAC	1:06.180	15	45	MOORE	2:09.487	2:09.487	0.000
16	4	SHARPE	1:02.652	69	SAWYER	1:06.634	16	63	JOHNSON	2:09.855	2:11.061	1.206
17	26	HOPKINS	1:02.710	63	JOHNSON	1:06.704	17	81	GRANT	2:10.032	2:11.198	1.166
18	81	GRANT	1:03.105	81	GRANT	1:06.927	18	26	HOPKINS	2:10.609	2:10.609	0.000
19	63	JOHNSON	1:03.151	45	MOORE	1:07.457	19	69	SAWYER	2:10.740	2:10.740	0.000
20	52	HALL	1:03.316	126	HOPKINS	1:07.531	20	126	HOPKINS	2:11.030	2:11.030	0.000
21	126	HOPKINS	1:03.499	26	HOPKINS	1:07.899	21	3	LAMBDEN	2:11.813	2:14.205	2.392
22	555	FORD	1:04.046	88	MANNERING	1:08.469	22	52	HALL	2:11.912	2:14.481	2.569
23	69	SAWYER	1:04.106	25	JONES	1:08.549	23	33	PAYNE	2:13.393	2:13.393	0.000
24	5	STEVENS	1:04.460	33	PAYNE	1:08.573	24	88	MANNERING	2:13.442	2:13.962	0.520
25	33	PAYNE	1:04.820	52	HALL	1:08.596	25	555	FORD	2:13.464	2:14.845	1.381
26	88	MANNERING	1:04.973	106	BYRNE	1:08.764	26	106	BYRNE	2:14.105	2:15.112	1.007
27	37	CLEMONS	1:05.125	74	WHITBY	1:08.945	27	25	JONES	2:14.113	2:14.184	0.071
28	106	BYRNE	1:05.341	3	LAMBDEN	1:09.222	28	14	EDMONDSON	2:14.527		
29	25	JONES	1:05.564	555	FORD	1:09.418	29	37	CLEMONS	2:14.699	2:16.350	1.651
30	32	ROBSON	1:05.613	37	CLEMONS	1:09.574	30	5	STEVENS	2:15.412	2:15.471	0.059
31	69	HALL	1:06.197	69	HALL	1:10.035	31	74	WHITBY	2:15.582	2:15.582	0.000
32	20	DICKINSON	1:06.591	20	DICKINSON	1:10.298	32	32	ROBSON	2:16.101	2:16.101	0.000
33	74	WHITBY	1:06.637	32	ROBSON	1:10.488	33	69	HALL	2:16.232	2:16.470	0.238
34	13	HAWES	1:07.308	51	SMITH	1:10.751	34	20	DICKINSON	2:16.889	2:16.889	0.000
35	51	SMITH	1:08.115	5	STEVENS	1:10.952	35	13	HAWES	2:18.499	2:18.499	0.000
36	102	FARRER	1:08.175	102	FARRER	1:11.077	36	51	SMITH	2:18.866	2:19.733	0.867
37	4	DUTTON	1:08.617	82	HOLDSWORTH	1:11.103	37	102	FARRER	2:19.252	2:19.396	0.144
38	14	EDMONDSON	1:08.921	13	HAWES	1:11.191	38	82	HOLDSWORTH	2:20.562	2:20.562	0.000
39	30	HOWELL	1:09.118	30	HOWELL	1:11.521	39	30	HOWELL	2:20.639	2:21.330	0.691
40	73	JORDAN	1:09.362	4	DUTTON	1:12.610	40	4	DUTTON	2:21.227	2:21.227	0.000
41	82	HOLDSWORTH	1:09.459	73	JORDAN	1:13.545	41	73	JORDAN	2:22.907	2:22.907	0.000
42	27	HOWELLS	1:12.599	27	HOWELLS	1:14.902	42	27	HOWELLS	2:27.501	2:27.501	0.000
43	63	SMYTH	1:13.094	36	FOWLE	1:16.059	43	36	FOWLE	2:29.848	2:31.086	1.238
44	36	FOWLE	1:13.789	63	SMYTH	1:16.806	44	63	SMYTH	2:29.900	2:29.900	0.000
45	34	EWENS	1:14.901	47	HILL	1:19.030	45	21	SADBERRY	2:34.410	2:34.410	0.000
46	21	SADBERRY	1:15.371	21	SADBERRY	1:19.039	46	23	ELLIS	2:35.422	2:40.565	5.143
47	23	ELLIS	1:15.497	23	ELLIS	1:19.925	47	47	HILL	2:36.827	2:36.827	0.000
48	47	HILL	1:17.797	32	ENGLISH	1:26.078	48	32	ENGLISH	2:50.478	2:50.478	0.000
49	32	ENGLISH	1:24.400	17	HARRIS	1:27.660	49	17	HARRIS	2:54.523	2:59.140	4.617
50	17	HARRIS	1:26.863	25	SEXTON	1:39.473	50	25	SEXTON	3:19.262	3:19.262	0.000
51	25	SEXTON	1:39.789				51	11	MIDDLETON		2:09.155	
52												
53												
54												

Weather / Track : Cloudy / Dry

Donington Park GP

Circuit Length = 2.4873 miles

Start: 09:32 Flag 09:41 End: 09:43

Results can be found at www.tsl-timing.com

Printed - 09:44 Saturday, 09 April 2016

BMCRC - MRO Championships 2016 - Rnd 2 @ Donington Park GP
DFDS Seaways Yamaha Past Masters
RACE 3 - CLASSIFICATION

POS	NO	CL	PIC NAME	ENTRY	LAPS	TIME	GAP	DIFF	MPH	BEST	ON
1	6		1 Matt BARBER	Yamaha -	6	11:09.500			80.04	1:48.833	3
2	48		2 Mark TAYLOR	Yamaha - B K NOLTE contracts limited	6	11:10.286	0.786	0.786	79.95	1:49.724	5
3	22		3 Rik BALLERINI	Yamaha - SCLS LTD Knight Road Racing	6	11:10.486	0.986	0.200	79.92	1:49.978	5
4	14		4 Doug EDMONDSON	Yamaha - Wave Racing Developments	6	11:12.560	3.060	2.074	79.68	1:49.486	5
5	45		5 Peter MOORE	Yamaha - Curphs Cuttings	6	11:12.973	3.473	0.413	79.63	1:49.523	3
6	7		6 Pete FISHWICK	Yamaha -	6	11:21.154	11.654	8.181	78.67	1:51.374	3
7	101		7 Andrew DAVIES	Yamaha - GIBSON EXHAUSTS	6	11:28.129	18.629	6.975	77.87	1:52.961	5
8	33		8 Sacha GYTE	Yamaha -	6	11:30.626	21.126	2.497	77.59	1:51.587	6
9	29	C	1 Giles HARWOOD	Yamaha -	6	11:32.834	23.334	2.208	77.34	1:53.305	5
10	74		9 Paul WHITBY	Yamaha - Prestige Decor Ltd	6	11:33.422	23.922	0.588	77.28	1:53.134	5
11	18	C	2 Marc PRENTICE	Yamaha - Mungo Marine Ltd	6	11:35.301	25.801	1.879	77.07	1:54.122	3
12	69		10 Richard SAWYER	Yamaha -	6	11:35.316	25.816	0.015	77.07	1:53.622	5
13	88		11 Peter MANNERING	Yamaha - Mbc dispatch	6	11:59.331	49.831	24.015	74.50	1:57.280	2
14	2	C	3 Lee HUFF	Yamaha -	6	11:59.921	50.421	0.590	74.43	1:57.304	6
15	52		12 Tim HALL	Yamaha -	6	12:05.741	56.241	5.820	73.84	1:57.537	6
16	91		13 Andy WHEELER	Yamaha -	6	12:06.842	57.342	1.101	73.73	1:57.703	6
17	63	C	4 Stephen JOHNSON	Yamaha -	6	12:48.400	1:38.900	41.558	69.74	2:04.532	6
18	34	R	1 Mark EWENS	Yamaha -	6	12:49.682	1:40.182	1.282	69.62	2:05.329	6
19	32	R	2 Sarah ENGLISH	Yamaha -	5	13:21.624	1 Lap	1 Lap	55.68	2:35.363	5
20	25	R	3 Allan SEXTON	Yamaha - Poole Motorcycles Ltd	4	11:58.254	2 Laps	1 Lap	49.67	2:53.619	4

NOT CLASSIFIED

DNF	83	C	Malcolm HUTCHEON	Yamaha -	5	10:12.288	1 Lap	0.000	72.89	1:59.927	4
DNF	11	R	Paul MIDDLETON	Yamaha -	5	10:13.629	1 Lap	1.341	72.74	2:00.528	4
DNF	81		Scott GRANT	Yamaha - SEAGER engineering/Interim FM Solutior	3	5:42.629	3 Laps	2 Laps	78.00	1:50.689	3
DNF	90	C	Mark ELLERAY	Yamaha - Abbot Solutions Ltd	1	2:35.995	5 Laps	2 Laps	56.52		
DNF	41		Alan NAYLOR	Yamaha -	0						

FASTEST LAP

6			Matt BARBER	Yamaha -	3	1:48.833		82.27 mph		132.41 kph	
29	C		Giles HARWOOD	Yamaha -	5	1:53.305		79.02 mph		127.18 kph	
11	R		Paul MIDDLETON	Yamaha -	4	2:00.528		74.29 mph		119.56 kph	

Class - 90% of Race Speed = 72.03 mph
 Class C - 90% of Race Speed = 69.60 mph
 Class R - 90% of Race Speed = 62.65 mph

Donington Park GP
 Circuit Length = 2.4873 miles
 Start: 11:56 Flag 12:07 End: 12:09

Weather / Track : Cloudy / Dry

These results are provisional until the conclusion of any judicial and technical matters.

Clerk Of Course :	Timekeeper :
-------------------	--------------

Results can be found at www.tsl-timing.com

Printed - 12:10 Saturday, 09 April 2016



BMCRG - MRO Championships 2016 - Rnd 2 @ Donington Park GP

DFDS Seaways Yamaha Past Masters

RACE 3 - LAP CHART

LAP 1 @ 11:58:16.632

NO	BEHIND	LAP TIME
48		1:56.581
22	0.726	1:57.307
7	2.454	1:59.035
6	3.262	1:59.843
81	3.381	1:59.962
45	3.606	2:00.187
101	5.032	2:01.613
18	5.481	2:02.062
14	5.590	2:02.171
29	7.161	2:03.742
69	7.622	2:04.203
33	7.660	2:04.241
74	8.022	2:04.603
2	9.613	2:06.194
88	12.046	2:08.627
11	12.073	2:08.654
83	13.464	2:10.045
52	13.624	2:10.205
91	13.643	2:10.224
63	14.080	2:10.661
34	17.412	2:13.993
90	39.414	2:35.995 P
32	49.488	2:46.069
25	1:12.659	3:09.240

LAP 2 @ 12:00:08.147

NO	BEHIND	LAP TIME
22		1:50.789
48	0.509	1:52.024
6	1.868	1:50.121
81	3.844	1:51.978
45	4.274	1:52.183
7	4.381	1:53.442
14	4.397	1:50.322
101	6.490	1:52.973
29	8.967	1:53.321
18	9.211	1:55.245
69	10.322	1:54.215
33	11.004	1:54.859
74	11.172	1:54.665
2	16.437	1:58.339
88	17.811	1:57.280
83	22.368	2:00.419
11	22.457	2:01.899
91	22.618	2:00.490
52	23.022	2:00.913
63	34.381	2:11.816
34	34.459	2:08.562
32	1:38.622	2:40.649

LAP 3 @ 12:01:58.596

NO	BEHIND	LAP TIME
22		1:50.449
6	0.252	1:48.833
48	0.702	1:50.642
45	3.348	1:49.523
81	4.084	1:50.689
14	4.182	1:50.234
7	5.306	1:51.374
101	9.271	1:53.230
29	12.524	1:54.006

18	12.884	1:54.122
33	14.149	1:53.594
69	14.532	1:54.659
74	14.984	1:54.261
2	24.352	1:58.364
88	25.932	1:58.570
25	1 Lap	2:57.029
52	31.637	1:59.064
91	31.833	1:59.664
83	33.125	2:01.206
11	33.430	2:01.422
63	51.455	2:07.523
34	51.493	2:07.483

LAP 4 @ 12:03:48.939

NO	BEHIND	LAP TIME
22		1:50.343
6	0.503	1:50.594
48	1.147	1:50.788
45	3.069	1:50.064
14	3.973	1:50.134
7	6.881	1:51.918
101	13.118	1:54.190
29	16.478	1:54.297
33	17.052	1:53.246
18	17.491	1:54.950
74	18.232	1:53.591
69	18.706	1:54.517
2	34.587	2:00.578
88	35.201	1:59.612
32	1 Lap	2:41.985
52	41.211	1:59.917
91	41.765	2:00.275
83	42.709	1:59.927
11	43.615	2:00.528
63	1:09.550	2:08.438
34	1:09.569	2:08.419
25	1 Lap	2:58.366

LAP 5 @ 12:05:38.917

NO	BEHIND	LAP TIME
22		1:49.978
6	0.446	1:49.921
48	0.893	1:49.724
45	3.363	1:50.272
14	3.481	1:49.486
7	8.529	1:51.626
101	16.101	1:52.961
29	19.805	1:53.305
33	20.173	1:53.099
74	21.388	1:53.134
18	21.987	1:54.474
69	22.350	1:53.622
88	43.162	1:57.939
2	43.751	1:59.142
52	49.338	1:58.105
91	50.273	1:58.486
83	53.422	2:00.691
11	54.763	2:01.126
63	1:25.002	2:05.430
34	1:25.487	2:05.896
32	1 Lap	2:37.558

LAP 6 @ 12:07:29.551

NO	BEHIND	LAP TIME
6		1:50.188
48	0.786	1:50.527
22	0.986	1:51.620
14	3.060	1:50.213
45	3.473	1:50.744
7	11.654	1:53.759
101	18.629	1:53.162
33	21.126	1:51.587
29	23.334	1:54.163
74	23.922	1:53.168
18	25.801	1:54.448
69	25.816	1:54.100
25	2 Laps	2:53.619
88	49.831	1:57.303
2	50.421	1:57.304
52	56.241	1:57.537
91	57.342	1:57.703
63	1:38.900	2:04.532
34	1:40.182	2:05.329
32	1 Lap	2:35.363

Donington Park GP

Circuit Length = 2.4873 miles

Start: 11:56 Flag 12:07 End: 12:09

Weather / Track : Cloudy / Dry

Results can be found at www.tsl-timing.com

Printed - 12:11 Saturday, 09 April 2016

BMCRC - MRO Championships 2016 - Rnd 2 @ Donington Park GP

DFDS Seaways Yamaha Past Masters

RACE 3 - SECTOR ANALYSIS

SECTOR 1 = FL to I1, SECTOR 2 = I1 to FL, DIFF = Difference To Personal Best Lap

P1		6		Matt BARBER		Yamaha -	
IDEAL LAP TIME : 1:48.833		BEST LAP TIME : 1:48.833		DIFFERENCE : 0.000			
LAP	SECTOR 1	SECTOR 2	LAP TIME	MPH	DIFF	TIME OF DAY	
1 -		57.900	1:59.843	74.71	11.010	11:58:19.894	
2 -	53.541	56.580	1:50.121 (3)	81.31	1.288	12:00:10.015	
3 -	52.792	56.041	1:48.833 (1)	82.27		12:01:58.848	
4 -	53.862	56.732	1:50.594	80.96	1.761	12:03:49.442	
5 -	53.036	56.885	1:49.921 (2)	81.46	1.088	12:05:39.363	
6 -	53.339	56.849	1:50.188	81.26	1.355	12:07:29.551	

P2		48		Mark TAYLOR		Yamaha - B K NOLTE contracts limited	
IDEAL LAP TIME : 1:49.628		BEST LAP TIME : 1:49.724		DIFFERENCE : 0.096			
LAP	SECTOR 1	SECTOR 2	LAP TIME	MPH	DIFF	TIME OF DAY	
1 -		56.597	1:56.581	76.80	6.857	11:58:16.632	
2 -	54.220	57.804	1:52.024	79.93	2.300	12:00:08.656	
3 -	53.767	56.875	1:50.642 (3)	80.93	0.918	12:01:59.298	
4 -	54.049	56.739	1:50.788	80.82	1.064	12:03:50.086	
5 -	53.126	56.598	1:49.724 (1)	81.60		12:05:39.810	
6 -	54.025	56.502	1:50.527 (2)	81.01	0.803	12:07:30.337	

P3		22		Rik BALLERINI		Yamaha - SCLS LTD Knight Road Racing	
IDEAL LAP TIME : 1:49.978		BEST LAP TIME : 1:49.978		DIFFERENCE : 0.000			
LAP	SECTOR 1	SECTOR 2	LAP TIME	MPH	DIFF	TIME OF DAY	
1 -		57.507	1:57.307	76.33	7.329	11:58:17.358	
2 -	53.735	57.054	1:50.789	80.82	0.811	12:00:08.147	
3 -	53.447	57.002	1:50.449 (3)	81.07	0.471	12:01:58.596	
4 -	53.590	56.753	1:50.343 (2)	81.15	0.365	12:03:48.939	
5 -	53.357	56.621	1:49.978 (1)	81.42		12:05:38.917	
6 -	53.975	57.645	1:51.620	80.22	1.642	12:07:30.537	

P4		14		Doug EDMONDSON		Yamaha - Wave Racing Developments	
IDEAL LAP TIME : 1:49.046		BEST LAP TIME : 1:49.486		DIFFERENCE : 0.440			
LAP	SECTOR 1	SECTOR 2	LAP TIME	MPH	DIFF	TIME OF DAY	
1 -		57.363	2:02.171	73.29	12.685	11:58:22.222	
2 -	54.098	56.224	1:50.322	81.16	0.836	12:00:12.544	
3 -	53.788	56.446	1:50.234	81.23	0.748	12:02:02.778	
4 -	53.776	56.358	1:50.134 (2)	81.30	0.648	12:03:52.912	
5 -	53.296	56.190	1:49.486 (1)	81.78		12:05:42.398	
6 -	54.463	55.750	1:50.213 (3)	81.24	0.727	12:07:32.611	

P5		45		Peter MOORE		Yamaha - Curphs Cuttings	
IDEAL LAP TIME : 1:49.136		BEST LAP TIME : 1:49.523		DIFFERENCE : 0.387			
LAP	SECTOR 1	SECTOR 2	LAP TIME	MPH	DIFF	TIME OF DAY	
1 -		57.172	2:00.187	74.50	10.664	11:58:20.238	
2 -	54.431	57.752	1:52.183	79.82	2.660	12:00:12.421	
3 -	53.042	56.481	1:49.523 (1)	81.75		12:02:01.944	
4 -	53.970	56.094	1:50.064 (2)	81.35	0.541	12:03:52.008	
5 -	53.249	57.023	1:50.272 (3)	81.20	0.749	12:05:42.280	
6 -	54.295	56.449	1:50.744	80.85	1.221	12:07:33.024	

P6		7		Pete FISHWICK		Yamaha -	
IDEAL LAP TIME : 1:51.285		BEST LAP TIME : 1:51.374		DIFFERENCE : 0.089			
LAP	SECTOR 1	SECTOR 2	LAP TIME	MPH	DIFF	TIME OF DAY	
1 -		57.771	1:59.035	75.22	7.661	11:58:19.086	
2 -	55.318	58.124	1:53.442	78.93	2.068	12:00:12.528	
3 -	54.481	56.893	1:51.374 (1)	80.39		12:02:03.902	
4 -	54.598	57.320	1:51.918 (3)	80.00	0.544	12:03:55.820	
5 -	54.392	57.234	1:51.626 (2)	80.21	0.252	12:05:47.446	

Weather / Track : Cloudy / Dry

Donington Park GP
Circuit Length = 2.4873 miles
Start: 11:56 Flag 12:07 End: 12:09

BMCRC - MRO Championships 2016 - Rnd 2 @ Donington Park GP

DFDS Seaways Yamaha Past Masters

RACE 3 - SECTOR ANALYSIS

SECTOR 1 = FL to I1, SECTOR 2 = I1 to FL, DIFF = Difference To Personal Best Lap

6 - 55.720 58.039 1:53.759 78.71 2.385 12:07:41.205

P7 101		Andrew DAVIES		Yamaha - GIBSON EXHAUSTS			
IDEAL LAP TIME : 1:52.376		BEST LAP TIME : 1:52.961		DIFFERENCE : 0.585			
LAP	SECTOR 1	SECTOR 2	LAP TIME	MPH	DIFF	TIME OF DAY	
1 -		59.987	2:01.613	73.63	8.652	11:58:21.664	
2 -	54.872	58.101	1:52.973 (2)	79.26	0.012	12:00:14.637	
3 -	54.540	58.690	1:53.230	79.08	0.269	12:02:07.867	
4 -	55.141	59.049	1:54.190	78.41	1.229	12:04:02.057	
5 -	54.420	58.541	1:52.961 (1)	79.27		12:05:55.018	
6 -	55.206	57.956	1:53.162 (3)	79.12	0.201	12:07:48.180	

P8 33		Sacha GYTE		Yamaha -			
IDEAL LAP TIME : 1:51.587		BEST LAP TIME : 1:51.587		DIFFERENCE : 0.000			
LAP	SECTOR 1	SECTOR 2	LAP TIME	MPH	DIFF	TIME OF DAY	
1 -		59.825	2:04.241	72.07	12.654	11:58:24.292	
2 -	55.876	58.983	1:54.859	77.96	3.272	12:00:19.151	
3 -	55.242	58.352	1:53.594	78.82	2.007	12:02:12.745	
4 -	55.154	58.092	1:53.246 (3)	79.07	1.659	12:04:05.991	
5 -	54.946	58.153	1:53.099 (2)	79.17	1.512	12:05:59.090	
6 -	54.059	57.528	1:51.587 (1)	80.24		12:07:50.677	

P9 29 C		Giles HARWOOD		Yamaha -			
IDEAL LAP TIME : 1:52.870		BEST LAP TIME : 1:53.305		DIFFERENCE : 0.435			
LAP	SECTOR 1	SECTOR 2	LAP TIME	MPH	DIFF	TIME OF DAY	
1 -		1:00.659	2:03.742	72.36	10.437	11:58:23.793	
2 -	55.383	57.938	1:53.321 (2)	79.01	0.016	12:00:17.114	
3 -	55.752	58.254	1:54.006 (3)	78.54	0.701	12:02:11.120	
4 -	56.558	57.739	1:54.297	78.34	0.992	12:04:05.417	
5 -	55.774	57.531	1:53.305 (1)	79.02		12:05:58.722	
6 -	55.339	58.824	1:54.163	78.43	0.858	12:07:52.885	

P10 74		Paul WHITBY		Yamaha - Prestige Decor Ltd			
IDEAL LAP TIME : 1:52.408		BEST LAP TIME : 1:53.134		DIFFERENCE : 0.726			
LAP	SECTOR 1	SECTOR 2	LAP TIME	MPH	DIFF	TIME OF DAY	
1 -		59.293	2:04.603	71.86	11.469	11:58:24.654	
2 -	55.785	58.880	1:54.665	78.09	1.531	12:00:19.319	
3 -	55.285	58.976	1:54.261	78.36	1.127	12:02:13.580	
4 -	55.648	57.943	1:53.591 (3)	78.83	0.457	12:04:07.171	
5 -	55.349	57.785	1:53.134 (1)	79.14		12:06:00.305	
6 -	54.623	58.545	1:53.168 (2)	79.12	0.034	12:07:53.473	

P11 18 C		Marc PRENTICE		Yamaha - Mungo Marine Ltd			
IDEAL LAP TIME : 1:54.122		BEST LAP TIME : 1:54.122		DIFFERENCE : 0.000			
LAP	SECTOR 1	SECTOR 2	LAP TIME	MPH	DIFF	TIME OF DAY	
1 -		59.514	2:02.062	73.35	7.940	11:58:22.113	
2 -	55.827	59.418	1:55.245	77.69	1.123	12:00:17.358	
3 -	55.674	58.448	1:54.122 (1)	78.46		12:02:11.480	
4 -	55.867	59.083	1:54.950	77.89	0.828	12:04:06.430	
5 -	55.870	58.604	1:54.474 (3)	78.22	0.352	12:06:00.904	
6 -	55.856	58.592	1:54.448 (2)	78.24	0.326	12:07:55.352	

P12 69		Richard SAWYER		Yamaha -			
IDEAL LAP TIME : 1:53.582		BEST LAP TIME : 1:53.622		DIFFERENCE : 0.040			
LAP	SECTOR 1	SECTOR 2	LAP TIME	MPH	DIFF	TIME OF DAY	
1 -		1:00.000	2:04.203	72.09	10.581	11:58:24.254	
2 -	55.583	58.632	1:54.215 (3)	78.39	0.593	12:00:18.469	
3 -	55.597	59.062	1:54.659	78.09	1.037	12:02:13.128	

Weather / Track : Cloudy / Dry

Donington Park GP
Circuit Length = 2.4873 miles
Start: 11:56 Flag 12:07 End: 12:09

BMCRC - MRO Championships 2016 - Rnd 2 @ Donington Park GP

DFDS Seaways Yamaha Past Masters

RACE 3 - SECTOR ANALYSIS

SECTOR 1 = FL to I1, SECTOR 2 = I1 to FL, DIFF = Difference To Personal Best Lap

4 -	55.830	58.687	1:54.517	78.19	0.895	12:04:07.645
5 -	55.623	57.999	1:53.622 (1)	78.80		12:06:01.267
6 -	56.002	58.098	1:54.100 (2)	78.47	0.478	12:07:55.367

P13 88	Peter MANNERING		Yamaha - Mbc dispatch			
IDEAL LAP TIME : 1:56.671		BEST LAP TIME : 1:57.280		DIFFERENCE : 0.609		
LAP	SECTOR 1	SECTOR 2	LAP TIME	MPH	DIFF	TIME OF DAY
1 -		1:01.090	2:08.627	69.61	11.347	11:58:28.678
2 -	56.937	1:00.343	1:57.280 (1)	76.35		12:00:25.958
3 -	57.795	1:00.775	1:58.570	75.52	1.290	12:02:24.528
4 -	57.836	1:01.776	1:59.612	74.86	2.332	12:04:24.140
5 -	57.681	1:00.258	1:57.939 (3)	75.92	0.659	12:06:22.079
6 -	57.569	59.734	1:57.303 (2)	76.33	0.023	12:08:19.382

P14 2 C	Lee HUFF		Yamaha -			
IDEAL LAP TIME : 1:57.304		BEST LAP TIME : 1:57.304		DIFFERENCE : 0.000		
LAP	SECTOR 1	SECTOR 2	LAP TIME	MPH	DIFF	TIME OF DAY
1 -		1:00.927	2:06.194	70.95	8.890	11:58:26.245
2 -	57.188	1:01.151	1:58.339 (2)	75.66	1.035	12:00:24.584
3 -	56.981	1:01.383	1:58.364 (3)	75.65	1.060	12:02:22.948
4 -	58.420	1:02.158	2:00.578	74.26	3.274	12:04:23.526
5 -	57.506	1:01.636	1:59.142	75.15	1.838	12:06:22.668
6 -	56.675	1:00.629	1:57.304 (1)	76.33		12:08:19.972

P15 52	Tim HALL		Yamaha -			
IDEAL LAP TIME : 1:57.199		BEST LAP TIME : 1:57.537		DIFFERENCE : 0.338		
LAP	SECTOR 1	SECTOR 2	LAP TIME	MPH	DIFF	TIME OF DAY
1 -		1:02.214	2:10.205	68.77	12.668	11:58:30.256
2 -	59.038	1:01.875	2:00.913	74.05	3.376	12:00:31.169
3 -	58.966	1:00.098	1:59.064 (3)	75.20	1.527	12:02:30.233
4 -	58.925	1:00.992	1:59.917	74.67	2.380	12:04:30.150
5 -	57.704	1:00.401	1:58.105 (2)	75.81	0.568	12:06:28.255
6 -	57.101	1:00.436	1:57.537 (1)	76.18		12:08:25.792

P16 91	Andy WHEELER		Yamaha -			
IDEAL LAP TIME : 1:57.703		BEST LAP TIME : 1:57.703		DIFFERENCE : 0.000		
LAP	SECTOR 1	SECTOR 2	LAP TIME	MPH	DIFF	TIME OF DAY
1 -		1:03.389	2:10.224	68.76	12.521	11:58:30.275
2 -	58.654	1:01.836	2:00.490	74.31	2.787	12:00:30.765
3 -	59.220	1:00.444	1:59.664 (3)	74.82	1.961	12:02:30.429
4 -	59.475	1:00.800	2:00.275	74.44	2.572	12:04:30.704
5 -	57.639	1:00.847	1:58.486 (2)	75.57	0.783	12:06:29.190
6 -	57.260	1:00.443	1:57.703 (1)	76.07		12:08:26.893

P17 63 C	Stephen JOHNSON		Yamaha -			
IDEAL LAP TIME : 2:02.761		BEST LAP TIME : 2:04.532		DIFFERENCE : 1.771		
LAP	SECTOR 1	SECTOR 2	LAP TIME	MPH	DIFF	TIME OF DAY
1 -		1:02.157	2:10.661	68.53	6.129	11:58:30.712
2 -	1:04.868	1:06.948	2:11.816	67.93	7.284	12:00:42.528
3 -	1:01.792	1:05.731	2:07.523 (3)	70.21	2.991	12:02:50.051
4 -	1:02.639	1:05.799	2:08.438	69.71	3.906	12:04:58.489
5 -	1:01.659	1:03.771	2:05.430 (2)	71.39	0.898	12:07:03.919
6 -	1:00.604	1:03.928	2:04.532 (1)	71.90		12:09:08.451

P18 34 R	Mark EWENS		Yamaha -			
IDEAL LAP TIME : 2:04.448		BEST LAP TIME : 2:05.329		DIFFERENCE : 0.881		
LAP	SECTOR 1	SECTOR 2	LAP TIME	MPH	DIFF	TIME OF DAY
1 -		1:03.502	2:13.993	66.82	8.664	11:58:34.044

Weather / Track : Cloudy / Dry

Donington Park GP
Circuit Length = 2.4873 miles
Start: 11:56 Flag 12:07 End: 12:09

BMCRC - MRO Championships 2016 - Rnd 2 @ Donington Park GP

DFDS Seaways Yamaha Past Masters

RACE 3 - SECTOR ANALYSIS

SECTOR 1 = FL to I1, SECTOR 2 = I1 to FL, DIFF = Difference To Personal Best Lap

2 -	1:01.992	1:06.570	2:08.562	69.65	3.233	12:00:42.606
3 -	1:02.321	1:05.162	2:07.483 (3)	70.24	2.154	12:02:50.089
4 -	1:03.448	1:04.971	2:08.419	69.72	3.090	12:04:58.508
5 -	1:02.337	1:03.559	2:05.896 (2)	71.12	0.567	12:07:04.404
6 -	1:00.946	1:04.383	2:05.329 (1)	71.44		12:09:09.733

P19 32 R Sarah ENGLISH			Yamaha -			
IDEAL LAP TIME : 2:35.363		BEST LAP TIME : 2:35.363		DIFFERENCE : 0.000		
LAP	SECTOR 1	SECTOR 2	LAP TIME	MPH	DIFF	TIME OF DAY
1 -		1:19.313	2:46.069	53.91	10.706	11:59:06.120
2 -	1:21.031	1:19.618	2:40.649 (3)	55.73	5.286	12:01:46.769
3 -	1:21.671	1:20.314	2:41.985	55.27	6.622	12:04:28.754
4 -	1:19.012	1:18.546	2:37.558 (2)	56.83	2.195	12:07:06.312
5 -	1:17.097	1:18.266	2:35.363 (1)	57.63		12:09:41.675

P20 25 R Allan SEXTON			Yamaha - Poole Motorcycles Ltd			
IDEAL LAP TIME : 2:52.259		BEST LAP TIME : 2:53.619		DIFFERENCE : 1.360		
LAP	SECTOR 1	SECTOR 2	LAP TIME	MPH	DIFF	TIME OF DAY
1 -		1:30.014	3:09.240	47.31	15.621	11:59:29.291
2 -	1:29.786	1:27.243	2:57.029 (2)	50.58	3.410	12:02:26.320
3 -	1:26.480	1:31.886	2:58.366 (3)	50.20	4.747	12:05:24.686
4 -	1:27.840	1:25.779	2:53.619 (1)	51.57		12:08:18.305

P21 83 C Malcolm HUTCHEON			Yamaha -			
IDEAL LAP TIME : 1:59.544		BEST LAP TIME : 1:59.927		DIFFERENCE : 0.383		
LAP	SECTOR 1	SECTOR 2	LAP TIME	MPH	DIFF	TIME OF DAY
1 -		1:02.132	2:10.045	68.85	10.118	11:58:30.096
2 -	58.519	1:01.900	2:00.419 (2)	74.36	0.492	12:00:30.515
3 -	59.107	1:02.099	2:01.206	73.87	1.279	12:02:31.721
4 -	58.902	1:01.025	1:59.927 (1)	74.66		12:04:31.648
5 -	59.020	1:01.671	2:00.691 (3)	74.19	0.764	12:06:32.339

P22 11 R Paul MIDDLETON			Yamaha -			
IDEAL LAP TIME : 1:58.992		BEST LAP TIME : 2:00.528		DIFFERENCE : 1.536		
LAP	SECTOR 1	SECTOR 2	LAP TIME	MPH	DIFF	TIME OF DAY
1 -		1:01.424	2:08.654	69.60	8.126	11:58:28.705
2 -	59.658	1:02.241	2:01.899	73.45	1.371	12:00:30.604
3 -	1:00.292	1:01.130	2:01.422 (3)	73.74	0.894	12:02:32.026
4 -	58.798	1:01.730	2:00.528 (1)	74.29		12:04:32.554
5 -	1:00.143	1:00.983	2:01.126 (2)	73.92	0.598	12:06:33.680

P23 81 Scott GRANT			Yamaha - SEAGER engineering/Interim FM Solutions			
IDEAL LAP TIME : 1:50.689		BEST LAP TIME : 1:50.689		DIFFERENCE : 0.000		
LAP	SECTOR 1	SECTOR 2	LAP TIME	MPH	DIFF	TIME OF DAY
1 -		57.691	1:59.962 (3)	74.64	9.273	11:58:20.013
2 -	54.188	57.790	1:51.978 (2)	79.96	1.289	12:00:11.991
3 -	53.727	56.962	1:50.689 (1)	80.89		12:02:02.680

P24 90 C Mark ELLERAY			Yamaha - Abbot Solutions Ltd			
IDEAL LAP TIME :		BEST LAP TIME :		DIFFERENCE :		
LAP	SECTOR 1	SECTOR 2	LAP TIME	MPH	DIFF	TIME OF DAY
1 -		IN PIT	2:35.995 P	57.40		11:58:56.046

BMCRC - MRO Championships 2016 - Rnd 2 @ Donington Park GP

DFDS Seaways Yamaha Past Masters

RACE 3 - BEST SECTORS

SECTOR 1			SECTOR 2			IDEAL / BEST COMPARISON						
POS	NO	NAME	TIME	NO	NAME	TIME	POS	NO	NAME	IDEAL	BEST	DIFF
									PERFECT LAP	1:48.542		
1	6	BARBER	52.792	14	EDMONDSON	55.750	1	6	BARBER	1:48.833	1:48.833	0.000
2	45	MOORE	53.042	6	BARBER	56.041	2	14	EDMONDSON	1:49.046	1:49.486	0.440
3	48	TAYLOR	53.126	45	MOORE	56.094	3	45	MOORE	1:49.136	1:49.523	0.387
4	14	EDMONDSON	53.296	48	TAYLOR	56.502	4	48	TAYLOR	1:49.628	1:49.724	0.096
5	22	BALLERINI	53.357	22	BALLERINI	56.621	5	22	BALLERINI	1:49.978	1:49.978	0.000
6	81	GRANT	53.727	7	FISHWICK	56.893	6	81	GRANT	1:50.689	1:50.689	0.000
7	33	GYTE	54.059	81	GRANT	56.962	7	7	FISHWICK	1:51.285	1:51.374	0.089
8	7	FISHWICK	54.392	33	GYTE	57.528	8	33	GYTE	1:51.587	1:51.587	0.000
9	101	DAVIES	54.420	29	HARWOOD	57.531	9	101	DAVIES	1:52.376	1:52.961	0.585
10	74	WHITBY	54.623	74	WHITBY	57.785	10	74	WHITBY	1:52.408	1:53.134	0.726
11	29	HARWOOD	55.339	101	DAVIES	57.956	11	29	HARWOOD	1:52.870	1:53.305	0.435
12	69	SAWYER	55.583	69	SAWYER	57.999	12	69	SAWYER	1:53.582	1:53.622	0.040
13	18	PRENTICE	55.674	18	PRENTICE	58.448	13	18	PRENTICE	1:54.122	1:54.122	0.000
14	2	HUFF	56.675	88	MANNERING	59.734	14	88	MANNERING	1:56.671	1:57.280	0.609
15	88	MANNERING	56.937	52	HALL	1:00.098	15	52	HALL	1:57.199	1:57.537	0.338
16	52	HALL	57.101	91	WHEELER	1:00.443	16	2	HUFF	1:57.304	1:57.304	0.000
17	91	WHEELER	57.260	2	HUFF	1:00.629	17	91	WHEELER	1:57.703	1:57.703	0.000
18	11	MIDDLETON	58.009	11	MIDDLETON	1:00.983	18	11	MIDDLETON	1:58.992	2:00.528	1.536
19	83	HUTCHEON	58.519	83	HUTCHEON	1:01.025	19	83	HUTCHEON	1:59.544	1:59.927	0.383
20	63	JOHNSON	1:00.604	63	JOHNSON	1:02.157	20	63	JOHNSON	2:02.761	2:04.532	1.771
21	34	EWENS	1:00.946	34	EWENS	1:03.502	21	34	EWENS	2:04.448	2:05.329	0.881
22	32	ENGLISH	1:17.097	32	ENGLISH	1:18.266	22	32	ENGLISH	2:35.363	2:35.363	0.000
23	25	SEXTON	1:26.480	25	SEXTON	1:25.779	23	25	SEXTON	2:52.259	2:53.619	1.360
24							24	90	ELLERAY			
25												

Weather / Track : Cloudy / Dry

Results can be found at www.tsl-timing.com

Donington Park GP

Circuit Length = 2.4873 miles

Start: 11:56 Flag 12:07 End: 12:09

Printed - 12:10 Saturday, 09 April 2016

BMCRC - MRO Championships 2016 - Rnd 2 @ Donington Park GP
DFDS Seaways Yamaha Past Masters
RACE 3 - CLASSIFICATION

POS	NO	CL	PIC NAME	ENTRY	LAPS	TIME	GAP	DIFF	MPH	BEST	ON
1	6		1 Matt BARBER	Yamaha -	7	12:55.667			80.63	1:49.538	5
2	22		2 Rik BALLERINI	Yamaha - SCLS LTD Knight Road Racing	7	12:55.833	0.166	0.166	80.61	1:49.568	5
3	14		3 Doug EDMONDSON	Yamaha - Wave Racing Developments	7	12:58.435	2.768	2.602	80.34	1:49.569	5
4	81		4 Scott GRANT	Yamaha - SEAGER engineering/Interim FM Solutior	7	13:00.417	4.750	1.982	80.14	1:50.013	3
5	45		5 Peter MOORE	Yamaha - Curphs Cuttings	7	13:00.659	4.992	0.242	80.11	1:50.296	4
6	33		6 Sacha GYTE	Yamaha -	7	13:10.441	14.774	9.782	79.12	1:51.074	5
7	74		7 Paul WHITBY	Yamaha - Prestige Decor Ltd	7	13:10.460	14.793	0.019	79.12	1:50.968	7
8	101		8 Andrew DAVIES	Yamaha - GIBSON EXHAUSTS	7	13:11.146	15.479	0.686	79.05	1:51.545	7
9	48		9 Mark TAYLOR	Yamaha - B K NOLTE contracts limited	7	13:12.519	16.852	1.373	78.91	1:51.237	3
10	29	C	1 Giles HARWOOD	Yamaha -	7	13:24.966	29.299	12.447	77.69	1:52.989	3
11	69		10 Richard SAWYER	Yamaha -	7	13:34.237	38.570	9.271	76.81	1:54.953	3
12	18	C	2 Marc PRENTICE	Yamaha - Mungo Marine Ltd	7	13:36.399	40.732	2.162	76.61	1:55.636	5
13	91		11 Andy WHEELER	Yamaha -	7	13:40.394	44.727	3.995	76.23	1:56.242	2
14	2	C	3 Lee HUFF	Yamaha -	7	13:45.182	49.515	4.788	75.79	1:56.700	6
15	52		12 Tim HALL	Yamaha -	7	13:55.006	59.339	9.824	74.90	1:58.143	7
16	4		13 Trevor SHARPE	Yamaha -	7	14:17.161	1:21.494	22.155	72.96	2:00.302	6
17	11	R	1 Paul MIDDLETON	Yamaha -	7	14:25.287	1:29.620	8.126	72.28	2:02.123	5
18	63	C	4 Stephen JOHNSON	Yamaha -	7	14:47.707	1:52.040	22.420	70.45	2:03.849	2
19	34	R	2 Mark EWENS	Yamaha -	7	14:53.632	1:57.965	5.925	69.98	2:04.980	5
20	89	C	5 Andrew TEMPEST	Yamaha -	7	14:53.815	1:58.148	0.183	69.97	2:05.211	7
21	90	C	6 Mark ELLERAY	Yamaha - Abbot Solutions Ltd	6	12:56.064	1 Lap	1 Lap	69.05	2:07.059	6
22	59	C	7 Neil HESMAN	Yamaha - Farkham Hall	6	13:43.109	1 Lap	47.045	65.10	2:15.510	3
23	32	R	3 Sarah ENGLISH	Yamaha -	5	13:06.898	2 Laps	1 Lap	56.72	2:35.995	2
24	25	R	4 Allan SEXTON	Yamaha - Poole Motorcycles Ltd	5	13:58.892	2 Laps	51.994	53.20	2:43.139	5
NOT CLASSIFIED											
DNF	58	C	Steve REDHEAD	Yamaha - Binx Racing	5	10:09.730	2 Laps		73.20	1:59.423	3
FASTEST LAP											
	6		Matt BARBER	Yamaha -	5	1:49.538		81.74 mph		131.55 kph	
	29	C	Giles HARWOOD	Yamaha -	3	1:52.989		79.25 mph		127.54 kph	
	11	R	Paul MIDDLETON	Yamaha -	5	2:02.123		73.32 mph		118.00 kph	

Class - 90% of Race Speed = 72.56 mph
 Class C - 90% of Race Speed = 69.92 mph
 Class R - 90% of Race Speed = 65.05 mph

Donington Park GP
 Circuit Length = 2.4873 miles
 Start: 10:33 Flag 10:46 End: 10:48

Weather / Track : Cloudy / Dry
 These results are provisional until the conclusion of any judicial and technical matters.

Clerk Of Course :	Timekeeper :
-------------------	--------------

Results can be found at www.tsl-timing.com

Printed - 10:49 Sunday, 10 April 2016



BMCRC - MRO Championships 2016 - Rnd 2 @ Donington Park GP

DFDS Seaways Yamaha Past Masters

RACE 3 - LAP CHART

LAP 1 @ 10:35:51.920

NO	BEHIND	LAP TIME
48		1:54.314
6	0.338	1:54.652
22	0.592	1:54.906
14	0.853	1:55.167
45	1.080	1:55.394
74	1.646	1:55.960
101	1.839	1:56.153
81	2.174	1:56.488
33	3.171	1:57.485
29	4.636	1:58.950
18	5.252	1:59.566
69	6.093	2:00.407
91	6.432	2:00.746
52	8.153	2:02.467
2	8.645	2:02.959
11	13.230	2:07.544
63	14.029	2:08.343
58	14.237	2:08.551
4	15.052	2:09.366
34	16.274	2:10.588
89	18.347	2:12.661
90	20.421	2:14.735
59	24.366	2:18.680
32	47.665	2:41.979
25	1:00.104	2:54.418

LAP 2 @ 10:37:43.323

NO	BEHIND	LAP TIME
22		1:50.811
6	0.397	1:51.462
14	0.581	1:51.131
48	0.757	1:52.160
45	1.544	1:51.867
81	2.685	1:51.914
74	3.853	1:53.610
101	4.439	1:54.003
33	5.317	1:53.549
29	6.412	1:53.179
18	9.611	1:55.762
69	9.815	1:55.125
91	11.271	1:56.242
2	14.491	1:57.249
52	15.828	1:59.078
58	22.904	2:00.070
11	24.426	2:02.599
63	26.475	2:03.849
4	26.640	2:02.991
34	33.979	2:09.108
89	34.435	2:07.491
90	37.911	2:08.893
59	49.283	2:16.320
32	1:32.257	2:35.995

LAP 3 @ 10:39:33.900

NO	BEHIND	LAP TIME
6		1:50.180
22	0.047	1:50.624
14	0.751	1:50.747
48	1.417	1:51.237
45	1.818	1:50.851
81	2.121	1:50.013

25	1 Lap	2:47.580
74	6.215	1:52.939
101	7.048	1:53.186
33	7.333	1:52.593
29	8.824	1:52.989
69	14.191	1:54.953
18	14.989	1:55.955
91	17.119	1:56.425
2	21.223	1:57.309
52	24.162	1:58.911
58	31.750	1:59.423
11	36.697	2:02.848
4	37.190	2:01.127
63	42.021	2:06.123
34	51.697	2:08.295
89	52.526	2:08.668
90	55.497	2:08.163
59	1:14.216	2:15.510

LAP 4 @ 10:41:23.866

NO	BEHIND	LAP TIME
22		1:49.919
6	0.212	1:50.178
14	0.463	1:49.678
45	2.148	1:50.296
81	2.652	1:50.497
48	7.034	1:55.583
74	9.285	1:53.036
101	10.000	1:52.918
33	10.317	1:52.950
29	13.544	1:54.686
69	20.189	1:55.964
18	21.256	1:56.233
91	23.622	1:56.469
32	1 Lap	2:36.675
2	28.615	1:57.358
52	33.826	1:59.630
58	43.051	2:01.267
4	48.720	2:01.496
11	49.561	2:02.830
63	59.233	2:07.178
25	1 Lap	2:48.246
34	1:08.606	2:06.875
89	1:09.264	2:06.704
90	1:13.134	2:07.603
59	1:40.060	2:15.810

LAP 5 @ 10:43:13.434

NO	BEHIND	LAP TIME
22		1:49.568
6	0.182	1:49.538
14	0.464	1:49.569
45	3.462	1:50.882
81	3.618	1:50.534
74	11.408	1:51.691
33	11.823	1:51.074
101	11.985	1:51.553
48	12.397	1:54.931
29	18.580	1:54.604
69	25.722	1:55.101
18	27.324	1:55.636
91	30.522	1:56.468
2	35.935	1:56.888
52	42.713	1:58.455

58	53.902	2:00.419
4	1:00.198	2:01.046
11	1:02.116	2:02.123
32	1 Lap	2:36.178
63	1:16.509	2:06.844
34	1:24.018	2:04.980
89	1:25.709	2:06.013
90	1:33.177	2:09.611

LAP 6 @ 10:45:03.376

NO	BEHIND	LAP TIME
6		1:49.760
22	0.354	1:50.296
14	0.678	1:50.156
45	4.124	1:50.604
81	4.410	1:50.734
25	2 Laps	2:45.509
33	13.042	1:51.161
74	13.722	1:52.256
101	13.831	1:51.788
48	14.472	1:52.017
59	1 Lap	2:17.841
29	23.602	1:54.964
69	31.766	1:55.986
18	34.287	1:56.905
91	37.331	1:56.751
2	42.693	1:56.700
52	51.093	1:58.322
4	1:10.558	2:00.302
11	1:15.835	2:03.661
63	1:35.703	2:09.136
34	1:41.477	2:07.401
89	1:42.834	2:07.067

LAP 7 @ 10:46:53.273

NO	BEHIND	LAP TIME
6		1:49.897
22	0.166	1:49.709
90	1 Lap	2:07.059
14	2.768	1:51.987
81	4.750	1:50.237
45	4.992	1:50.765
32	2 Laps	2:36.071
33	14.774	1:51.629
74	14.793	1:50.968
101	15.479	1:51.545
48	16.852	1:52.277
29	29.299	1:55.594
69	38.570	1:56.701
18	40.732	1:56.342
91	44.727	1:57.293
59	1 Lap	2:18.948
2	49.515	1:56.719
52	59.339	1:58.143
25	2 Laps	2:43.139
4	1:21.494	2:00.833
11	1:29.620	2:03.682
63	1:52.040	2:06.234
34	1:57.965	2:06.385
89	1:58.148	2:05.211

Weather / Track : Cloudy / Dry

Results can be found at www.tsl-timing.com

Donington Park GP

Circuit Length = 2.4873 miles

Start: 10:33 Flag 10:46 End: 10:48

Printed - 10:50 Sunday, 10 April 2016

BMCRC - MRO Championships 2016 - Rnd 2 @ Donington Park GP

DFDS Seaways Yamaha Past Masters

RACE 3 - SECTOR ANALYSIS

SECTOR 1 = FL to I1, SECTOR 2 = I1 to FL, DIFF = Difference To Personal Best Lap

P1 6		Matt BARBER		Yamaha -		
IDEAL LAP TIME : 1:49.238		BEST LAP TIME : 1:49.538		DIFFERENCE : 0.300		
LAP	SECTOR 1	SECTOR 2	LAP TIME	MPH	DIFF	TIME OF DAY
1 -		57.312	1:54.652	78.10	5.114	10:35:52.258
2 -	54.436	57.026	1:51.462	80.33	1.924	10:37:43.720
3 -	53.179	57.001	1:50.180	81.27	0.642	10:39:33.900
4 -	53.738	56.440	1:50.178	81.27	0.640	10:41:24.078
5 -	53.002	56.536	1:49.538 (1)	81.74		10:43:13.616
6 -	53.524	56.236	1:49.760 (2)	81.58	0.222	10:45:03.376
7 -	53.613	56.284	1:49.897 (3)	81.48	0.359	10:46:53.273

P2 22		Rik BALLERINI		Yamaha - SCLS LTD Knight Road Racing		
IDEAL LAP TIME : 1:49.137		BEST LAP TIME : 1:49.568		DIFFERENCE : 0.431		
LAP	SECTOR 1	SECTOR 2	LAP TIME	MPH	DIFF	TIME OF DAY
1 -		57.112	1:54.906	77.92	5.338	10:35:52.512
2 -	54.116	56.695	1:50.811	80.80	1.243	10:37:43.323
3 -	53.381	57.243	1:50.624	80.94	1.056	10:39:33.947
4 -	53.449	56.470	1:49.919 (3)	81.46	0.351	10:41:23.866
5 -	53.007	56.561	1:49.568 (1)	81.72		10:43:13.434
6 -	54.166	56.130	1:50.296	81.18	0.728	10:45:03.730
7 -	53.366	56.343	1:49.709 (2)	81.62	0.141	10:46:53.439

P3 14		Doug EDMONDSON		Yamaha - Wave Racing Developments		
IDEAL LAP TIME : 1:49.113		BEST LAP TIME : 1:49.569		DIFFERENCE : 0.456		
LAP	SECTOR 1	SECTOR 2	LAP TIME	MPH	DIFF	TIME OF DAY
1 -		57.612	1:55.167	77.75	5.598	10:35:52.773
2 -	54.659	56.472	1:51.131	80.57	1.562	10:37:43.904
3 -	54.786	55.961	1:50.747	80.85	1.178	10:39:34.651
4 -	54.006	55.672	1:49.678 (2)	81.64	0.109	10:41:24.329
5 -	53.441	56.128	1:49.569 (1)	81.72		10:43:13.898
6 -	54.059	56.097	1:50.156 (3)	81.28	0.587	10:45:04.054
7 -	54.042	57.945	1:51.987	79.95	2.418	10:46:56.041

P4 81		Scott GRANT		Yamaha - SEAGER engineering/Interim FM Solutions		
IDEAL LAP TIME : 1:50.009		BEST LAP TIME : 1:50.013		DIFFERENCE : 0.004		
LAP	SECTOR 1	SECTOR 2	LAP TIME	MPH	DIFF	TIME OF DAY
1 -		57.262	1:56.488	76.87	6.475	10:35:54.094
2 -	54.523	57.391	1:51.914	80.01	1.901	10:37:46.008
3 -	53.663	56.350	1:50.013 (1)	81.39		10:39:36.021
4 -	53.957	56.540	1:50.497 (3)	81.03	0.484	10:41:26.518
5 -	53.676	56.858	1:50.534	81.01	0.521	10:43:17.052
6 -	53.808	56.926	1:50.734	80.86	0.721	10:45:07.786
7 -	53.659	56.578	1:50.237 (2)	81.22	0.224	10:46:58.023

P5 45		Peter MOORE		Yamaha - Curphs Cuttings		
IDEAL LAP TIME : 1:50.223		BEST LAP TIME : 1:50.296		DIFFERENCE : 0.073		
LAP	SECTOR 1	SECTOR 2	LAP TIME	MPH	DIFF	TIME OF DAY
1 -		57.468	1:55.394	77.59	5.098	10:35:53.000
2 -	54.197	57.670	1:51.867	80.04	1.571	10:37:44.867
3 -	54.301	56.550	1:50.851	80.77	0.555	10:39:35.718
4 -	54.097	56.199	1:50.296 (1)	81.18		10:41:26.014
5 -	54.024	56.858	1:50.882	80.75	0.586	10:43:16.896
6 -	54.161	56.443	1:50.604 (2)	80.95	0.308	10:45:07.500
7 -	54.163	56.602	1:50.765 (3)	80.84	0.469	10:46:58.265

P6 33		Sacha GYTE		Yamaha -		
IDEAL LAP TIME : 1:50.574		BEST LAP TIME : 1:51.074		DIFFERENCE : 0.500		
LAP	SECTOR 1	SECTOR 2	LAP TIME	MPH	DIFF	TIME OF DAY

Donington Park GP
 Circuit Length = 2.4873 miles
 Start: 10:33 Flag 10:46 End: 10:48

Weather / Track : Cloudy / Dry

BMCRC - MRO Championships 2016 - Rnd 2 @ Donington Park GP

DFDS Seaways Yamaha Past Masters

RACE 3 - SECTOR ANALYSIS

SECTOR 1 = FL to I1, SECTOR 2 = I1 to FL, DIFF = Difference To Personal Best Lap

1 -		58.823	1:57.485	76.21	6.411	10:35:55.091
2 -	55.834	57.715	1:53.549	78.85	2.475	10:37:48.640
3 -	54.995	57.598	1:52.593	79.52	1.519	10:39:41.233
4 -	54.562	58.388	1:52.950	79.27	1.876	10:41:34.183
5 -	53.916	57.158	1:51.074 (1)	80.61		10:43:25.257
6 -	54.503	56.658	1:51.161 (2)	80.55	0.087	10:45:16.418
7 -	54.621	57.008	1:51.629 (3)	80.21	0.555	10:47:08.047

P7	74	Paul WHITBY	Yamaha - Prestige Decor Ltd			
IDEAL LAP TIME : 1:50.762		BEST LAP TIME : 1:50.968		DIFFERENCE : 0.206		

LAP	SECTOR 1	SECTOR 2	LAP TIME	MPH	DIFF	TIME OF DAY
1 -		57.740	1:55.960	77.22	4.992	10:35:53.566
2 -	54.797	58.813	1:53.610	78.81	2.642	10:37:47.176
3 -	55.305	57.634	1:52.939	79.28	1.971	10:39:40.115
4 -	55.211	57.825	1:53.036	79.21	2.068	10:41:33.151
5 -	54.456	57.235	1:51.691 (2)	80.17	0.723	10:43:24.842
6 -	55.603	56.653	1:52.256 (3)	79.76	1.288	10:45:17.098
7 -	54.662	56.306	1:50.968 (1)	80.69		10:47:08.066

P8	101	Andrew DAVIES	Yamaha - GIBSON EXHAUSTS			
IDEAL LAP TIME : 1:51.108		BEST LAP TIME : 1:51.545		DIFFERENCE : 0.437		

LAP	SECTOR 1	SECTOR 2	LAP TIME	MPH	DIFF	TIME OF DAY
1 -		58.065	1:56.153	77.09	4.608	10:35:53.759
2 -	55.053	58.950	1:54.003	78.54	2.458	10:37:47.762
3 -	54.682	58.504	1:53.186	79.11	1.641	10:39:40.948
4 -	54.692	58.226	1:52.918	79.30	1.373	10:41:33.866
5 -	54.062	57.491	1:51.553 (2)	80.27	0.008	10:43:25.419
6 -	54.742	57.046	1:51.788 (3)	80.10	0.243	10:45:17.207
7 -	54.207	57.338	1:51.545 (1)	80.27		10:47:08.752

P9	48	Mark TAYLOR	Yamaha - B K NOLTE contracts limited			
IDEAL LAP TIME : 1:51.237		BEST LAP TIME : 1:51.237		DIFFERENCE : 0.000		

LAP	SECTOR 1	SECTOR 2	LAP TIME	MPH	DIFF	TIME OF DAY
1 -		57.199	1:54.314	78.33	3.077	10:35:51.920
2 -	55.123	57.037	1:52.160 (3)	79.83	0.923	10:37:44.080
3 -	54.372	56.865	1:51.237 (1)	80.49		10:39:35.317
4 -	56.893	58.690	1:55.583	77.47	4.346	10:41:30.900
5 -	55.775	59.156	1:54.931	77.91	3.694	10:43:25.831
6 -	54.948	57.069	1:52.017 (2)	79.93	0.780	10:45:17.848
7 -	54.442	57.835	1:52.277	79.75	1.040	10:47:10.125

P10	29 C	Giles HARWOOD	Yamaha -			
IDEAL LAP TIME : 1:52.989		BEST LAP TIME : 1:52.989		DIFFERENCE : 0.000		

LAP	SECTOR 1	SECTOR 2	LAP TIME	MPH	DIFF	TIME OF DAY
1 -		58.932	1:58.950	75.27	5.961	10:35:56.556
2 -	55.561	57.618	1:53.179 (2)	79.11	0.190	10:37:49.735
3 -	55.496	57.493	1:52.989 (1)	79.25		10:39:42.724
4 -	56.419	58.267	1:54.686	78.07	1.697	10:41:37.410
5 -	56.378	58.226	1:54.604 (3)	78.13	1.615	10:43:32.014
6 -	56.739	58.225	1:54.964	77.88	1.975	10:45:26.978
7 -	56.991	58.603	1:55.594	77.46	2.605	10:47:22.572

P11	69	Richard SAWYER	Yamaha -			
IDEAL LAP TIME : 1:54.756		BEST LAP TIME : 1:54.953		DIFFERENCE : 0.197		

LAP	SECTOR 1	SECTOR 2	LAP TIME	MPH	DIFF	TIME OF DAY
1 -		59.816	2:00.407	74.36	5.454	10:35:58.013
2 -	56.804	58.321	1:55.125 (3)	77.78	0.172	10:37:53.138
3 -	56.814	58.139	1:54.953 (1)	77.89		10:39:48.091
4 -	57.204	58.760	1:55.964	77.21	1.011	10:41:44.055

Weather / Track : Cloudy / Dry

Donington Park GP
Circuit Length = 2.4873 miles
Start: 10:33 Flag 10:46 End: 10:48

BMCRC - MRO Championships 2016 - Rnd 2 @ Donington Park GP

DFDS Seaways Yamaha Past Masters

RACE 3 - SECTOR ANALYSIS

SECTOR 1 = FL to I1, SECTOR 2 = I1 to FL, DIFF = Difference To Personal Best Lap

5 -	56.617	58.484	1:55.101 (2)	77.79	0.148	10:43:39.156
6 -	57.209	58.777	1:55.986	77.20	1.033	10:45:35.142
7 -	57.477	59.224	1:56.701	76.72	1.748	10:47:31.843

P12	18 C	Marc PRENTICE	Yamaha - Mungo Marine Ltd			
IDEAL LAP TIME : 1:55.281		BEST LAP TIME : 1:55.636	DIFFERENCE : 0.355			
LAP	SECTOR 1	SECTOR 2	LAP TIME	MPH	DIFF	TIME OF DAY
1 -		59.978	1:59.566	74.89	3.930	10:35:57.172
2 -	56.745	59.017	1:55.762 (2)	77.35	0.126	10:37:52.934
3 -	57.419	58.536	1:55.955 (3)	77.22	0.319	10:39:48.889
4 -	57.240	58.993	1:56.233	77.03	0.597	10:41:45.122
5 -	56.875	58.761	1:55.636 (1)	77.43		10:43:40.758
6 -	57.327	59.578	1:56.905	76.59	1.269	10:45:37.663
7 -	57.578	58.764	1:56.342	76.96	0.706	10:47:34.005

P13	91	Andy WHEELER	Yamaha -			
IDEAL LAP TIME : 1:56.069		BEST LAP TIME : 1:56.242	DIFFERENCE : 0.173			
LAP	SECTOR 1	SECTOR 2	LAP TIME	MPH	DIFF	TIME OF DAY
1 -		59.734	2:00.746	74.15	4.504	10:35:58.352
2 -	56.877	59.365	1:56.242 (1)	77.03		10:37:54.594
3 -	57.233	59.192	1:56.425 (2)	76.91	0.183	10:39:51.019
4 -	57.239	59.230	1:56.469	76.88	0.227	10:41:47.488
5 -	57.159	59.309	1:56.468 (3)	76.88	0.226	10:43:43.956
6 -	57.231	59.520	1:56.751	76.69	0.509	10:45:40.707
7 -	57.368	59.925	1:57.293	76.34	1.051	10:47:38.000

P14	2 C	Lee HUFF	Yamaha -			
IDEAL LAP TIME : 1:56.485		BEST LAP TIME : 1:56.700	DIFFERENCE : 0.215			
LAP	SECTOR 1	SECTOR 2	LAP TIME	MPH	DIFF	TIME OF DAY
1 -		1:01.044	2:02.959	72.82	6.259	10:36:00.565
2 -	57.226	1:00.023	1:57.249	76.37	0.549	10:37:57.814
3 -	57.336	59.973	1:57.309	76.33	0.609	10:39:55.123
4 -	57.574	59.784	1:57.358	76.30	0.658	10:41:52.481
5 -	57.137	59.751	1:56.888 (3)	76.60	0.188	10:43:49.369
6 -	56.924	59.776	1:56.700 (1)	76.73		10:45:46.069
7 -	56.734	59.985	1:56.719 (2)	76.71	0.019	10:47:42.788

P15	52	Tim HALL	Yamaha -			
IDEAL LAP TIME : 1:57.483		BEST LAP TIME : 1:58.143	DIFFERENCE : 0.660			
LAP	SECTOR 1	SECTOR 2	LAP TIME	MPH	DIFF	TIME OF DAY
1 -		1:00.190	2:02.467	73.11	4.324	10:36:00.073
2 -	58.268	1:00.810	1:59.078	75.19	0.935	10:37:59.151
3 -	57.975	1:00.936	1:58.911	75.30	0.768	10:39:58.062
4 -	59.152	1:00.478	1:59.630	74.85	1.487	10:41:57.692
5 -	58.333	1:00.122	1:58.455 (3)	75.59	0.312	10:43:56.147
6 -	57.595	1:00.727	1:58.322 (2)	75.67	0.179	10:45:54.469
7 -	57.361	1:00.782	1:58.143 (1)	75.79		10:47:52.612

P16	4	Trevor SHARPE	Yamaha -			
IDEAL LAP TIME : 2:00.255		BEST LAP TIME : 2:00.302	DIFFERENCE : 0.047			
LAP	SECTOR 1	SECTOR 2	LAP TIME	MPH	DIFF	TIME OF DAY
1 -		1:02.366	2:09.366	69.21	9.064	10:36:06.972
2 -	1:00.373	1:02.618	2:02.991	72.80	2.689	10:38:09.963
3 -	58.884	1:02.243	2:01.127	73.92	0.825	10:40:11.090
4 -	59.592	1:01.904	2:01.496	73.70	1.194	10:42:12.586
5 -	59.065	1:01.981	2:01.046 (3)	73.97	0.744	10:44:13.632
6 -	58.931	1:01.371	2:00.302 (1)	74.43		10:46:13.934
7 -	59.246	1:01.587	2:00.833 (2)	74.10	0.531	10:48:14.767

Weather / Track : Cloudy / Dry

Donington Park GP
Circuit Length = 2.4873 miles
Start: 10:33 Flag 10:46 End: 10:48

BMCRC - MRO Championships 2016 - Rnd 2 @ Donington Park GP

DFDS Seaways Yamaha Past Masters

RACE 3 - SECTOR ANALYSIS

SECTOR 1 = FL to I1, SECTOR 2 = I1 to FL, DIFF = Difference To Personal Best Lap

P17 11 R Paul MIDDLETON		Yamaha -				
IDEAL LAP TIME : 2:01.501		BEST LAP TIME : 2:02.123		DIFFERENCE : 0.622		
LAP	SECTOR 1	SECTOR 2	LAP TIME	MPH	DIFF	TIME OF DAY
1 -		1:02.399	2:07.544	70.20	5.421	10:36:05.150
2 -	1:00.955	1:01.644	2:02.599 (2)	73.03	0.476	10:38:07.749
3 -	1:00.020	1:02.828	2:02.848	72.89	0.725	10:40:10.597
4 -	1:00.923	1:01.907	2:02.830 (3)	72.90	0.707	10:42:13.427
5 -	59.857	1:02.266	2:02.123 (1)	73.32		10:44:15.550
6 -	1:00.062	1:03.599	2:03.661	72.41	1.538	10:46:19.211
7 -	1:00.949	1:02.733	2:03.682	72.39	1.559	10:48:22.893

P18 63 C Stephen JOHNSON		Yamaha -				
IDEAL LAP TIME : 2:03.849		BEST LAP TIME : 2:03.849		DIFFERENCE : 0.000		
LAP	SECTOR 1	SECTOR 2	LAP TIME	MPH	DIFF	TIME OF DAY
1 -		1:03.542	2:08.343	69.76	4.494	10:36:05.949
2 -	1:01.055	1:02.794	2:03.849 (1)	72.30		10:38:09.798
3 -	1:02.993	1:03.130	2:06.123 (2)	70.99	2.274	10:40:15.921
4 -	1:02.855	1:04.323	2:07.178	70.40	3.329	10:42:23.099
5 -	1:02.823	1:04.021	2:06.844	70.59	2.995	10:44:29.943
6 -	1:04.310	1:04.826	2:09.136	69.34	5.287	10:46:39.079
7 -	1:03.345	1:02.889	2:06.234 (3)	70.93	2.385	10:48:45.313

P19 34 R Mark EWENS		Yamaha -				
IDEAL LAP TIME : 2:04.980		BEST LAP TIME : 2:04.980		DIFFERENCE : 0.000		
LAP	SECTOR 1	SECTOR 2	LAP TIME	MPH	DIFF	TIME OF DAY
1 -		1:04.119	2:10.588	68.57	5.608	10:36:08.194
2 -	1:04.176	1:04.932	2:09.108	69.35	4.128	10:38:17.302
3 -	1:04.257	1:04.038	2:08.295	69.79	3.315	10:40:25.597
4 -	1:02.389	1:04.486	2:06.875 (3)	70.57	1.895	10:42:32.472
5 -	1:01.629	1:03.351	2:04.980 (1)	71.64		10:44:37.452
6 -	1:03.415	1:03.986	2:07.401	70.28	2.421	10:46:44.853
7 -	1:01.796	1:04.589	2:06.385 (2)	70.85	1.405	10:48:51.238

P20 89 C Andrew TEMPEST		Yamaha -				
IDEAL LAP TIME : 2:05.211		BEST LAP TIME : 2:05.211		DIFFERENCE : 0.000		
LAP	SECTOR 1	SECTOR 2	LAP TIME	MPH	DIFF	TIME OF DAY
1 -		1:04.385	2:12.661	67.49	7.450	10:36:10.267
2 -	1:02.471	1:05.020	2:07.491	70.23	2.280	10:38:17.758
3 -	1:03.993	1:04.675	2:08.668	69.59	3.457	10:40:26.426
4 -	1:01.716	1:04.988	2:06.704 (3)	70.67	1.493	10:42:33.130
5 -	1:01.873	1:04.140	2:06.013 (2)	71.05	0.802	10:44:39.143
6 -	1:02.395	1:04.672	2:07.067	70.47	1.856	10:46:46.210
7 -	1:01.381	1:03.830	2:05.211 (1)	71.51		10:48:51.421

P21 90 C Mark ELLERAY		Yamaha - Abbot Solutions Ltd				
IDEAL LAP TIME : 2:07.059		BEST LAP TIME : 2:07.059		DIFFERENCE : 0.000		
LAP	SECTOR 1	SECTOR 2	LAP TIME	MPH	DIFF	TIME OF DAY
1 -		1:05.829	2:14.735	66.45	7.676	10:36:12.341
2 -	1:02.939	1:05.954	2:08.893	69.47	1.834	10:38:21.234
3 -	1:02.686	1:05.477	2:08.163 (3)	69.86	1.104	10:40:29.397
4 -	1:02.319	1:05.284	2:07.603 (2)	70.17	0.544	10:42:37.000
5 -	1:03.171	1:06.440	2:09.611	69.08	2.552	10:44:46.611
6 -	1:01.860	1:05.199	2:07.059 (1)	70.47		10:46:53.670

P22 59 C Neil HESMAN		Yamaha - Farkham Hall				
IDEAL LAP TIME : 2:14.797		BEST LAP TIME : 2:15.510		DIFFERENCE : 0.713		
LAP	SECTOR 1	SECTOR 2	LAP TIME	MPH	DIFF	TIME OF DAY
1 -		1:07.766	2:18.680	64.56	3.170	10:36:16.286

Weather / Track : Cloudy / Dry

Donington Park GP
Circuit Length = 2.4873 miles
Start: 10:33 Flag 10:46 End: 10:48

BMCRC - MRO Championships 2016 - Rnd 2 @ Donington Park GP

DFDS Seaways Yamaha Past Masters

RACE 3 - SECTOR ANALYSIS

SECTOR 1 = FL to I1, SECTOR 2 = I1 to FL, DIFF = Difference To Personal Best Lap

2 -	1:07.707	1:08.613	2:16.320 (3)	65.68	0.810	10:38:32.606
3 -	1:08.208	1:07.302	2:15.510 (1)	66.07		10:40:48.116
4 -	1:07.495	1:08.315	2:15.810 (2)	65.93	0.300	10:43:03.926
5 -	1:08.122	1:09.719	2:17.841	64.96	2.331	10:45:21.767
6 -	1:10.623	1:08.325	2:18.948	64.44	3.438	10:47:40.715

P23 32 R Sarah ENGLISH

Yamaha -

IDEAL LAP TIME : 2:35.196

BEST LAP TIME : 2:35.995

DIFFERENCE : 0.799

LAP	SECTOR 1	SECTOR 2	LAP TIME	MPH	DIFF	TIME OF DAY
1 -		1:19.339	2:41.979	55.28	5.984	10:36:39.585
2 -	1:18.233	1:17.762	2:35.995 (1)	57.40		10:39:15.580
3 -	1:18.897	1:17.778	2:36.675	57.15	0.680	10:41:52.255
4 -	1:17.885	1:18.293	2:36.178 (3)	57.33	0.183	10:44:28.433
5 -	1:17.434	1:18.637	2:36.071 (2)	57.37	0.076	10:47:04.504

P24 25 R Allan SEXTON

Yamaha - Poole Motorcycles Ltd

IDEAL LAP TIME : 2:42.471

BEST LAP TIME : 2:43.139

DIFFERENCE : 0.668

LAP	SECTOR 1	SECTOR 2	LAP TIME	MPH	DIFF	TIME OF DAY
1 -		1:24.073	2:54.418	51.33	11.279	10:36:52.024
2 -	1:25.639	1:21.941	2:47.580 (3)	53.43	4.441	10:39:39.604
3 -	1:26.439	1:21.807	2:48.246	53.22	5.107	10:42:27.850
4 -	1:23.212	1:22.297	2:45.509 (2)	54.10	2.370	10:45:13.359
5 -	1:23.880	1:19.259	2:43.139 (1)	54.88		10:47:56.498

P25 58 C Steve REDHEAD

Yamaha - Binx Racing

IDEAL LAP TIME : 1:58.875

BEST LAP TIME : 1:59.423

DIFFERENCE : 0.548

LAP	SECTOR 1	SECTOR 2	LAP TIME	MPH	DIFF	TIME OF DAY
1 -		1:01.944	2:08.551	69.65	9.128	10:36:06.157
2 -	59.273	1:00.797	2:00.070 (2)	74.57	0.647	10:38:06.227
3 -	59.094	1:00.329	1:59.423 (1)	74.98		10:40:05.650
4 -	59.425	1:01.842	2:01.267	73.84	1.844	10:42:06.917
5 -	58.546	1:01.873	2:00.419 (3)	74.36	0.996	10:44:07.336

BMCRC - MRO Championships 2016 - Rnd 2 @ Donington Park GP

DFDS Seaways Yamaha Past Masters

RACE 3 - BEST SECTORS

SECTOR 1			SECTOR 2			IDEAL / BEST COMPARISON						
POS	NO	NAME	TIME	NO	NAME	TIME	POS	NO	NAME	IDEAL	BEST	DIFF
									PERFECT LAP	1:48.674		
1	6	BARBER	53.002	14	EDMONDSON	55.672	1	14	EDMONDSON	1:49.113	1:49.569	0.456
2	22	BALLERINI	53.007	22	BALLERINI	56.130	2	22	BALLERINI	1:49.137	1:49.568	0.431
3	14	EDMONDSON	53.441	45	MOORE	56.199	3	6	BARBER	1:49.238	1:49.538	0.300
4	81	GRANT	53.659	6	BARBER	56.236	4	81	GRANT	1:50.009	1:50.013	0.004
5	33	GYTE	53.916	74	WHITBY	56.306	5	45	MOORE	1:50.223	1:50.296	0.073
6	45	MOORE	54.024	81	GRANT	56.350	6	33	GYTE	1:50.574	1:51.074	0.500
7	101	DAVIES	54.062	33	GYTE	56.658	7	74	WHITBY	1:50.762	1:50.968	0.206
8	48	TAYLOR	54.372	48	TAYLOR	56.865	8	101	DAVIES	1:51.108	1:51.545	0.437
9	74	WHITBY	54.456	101	DAVIES	57.046	9	48	TAYLOR	1:51.237	1:51.237	0.000
10	29	HARWOOD	55.496	29	HARWOOD	57.493	10	29	HARWOOD	1:52.989	1:52.989	0.000
11	69	SAWYER	56.617	69	SAWYER	58.139	11	69	SAWYER	1:54.756	1:54.953	0.197
12	2	HUFF	56.734	18	PRENTICE	58.536	12	18	PRENTICE	1:55.281	1:55.636	0.355
13	18	PRENTICE	56.745	91	WHEELER	59.192	13	91	WHEELER	1:56.069	1:56.242	0.173
14	91	WHEELER	56.877	2	HUFF	59.751	14	2	HUFF	1:56.485	1:56.700	0.215
15	52	HALL	57.361	52	HALL	1:00.122	15	52	HALL	1:57.483	1:58.143	0.660
16	58	REDHEAD	58.546	58	REDHEAD	1:00.329	16	58	REDHEAD	1:58.875	1:59.423	0.548
17	4	SHARPE	58.884	4	SHARPE	1:01.371	17	4	SHARPE	2:00.255	2:00.302	0.047
18	11	MIDDLETON	59.857	11	MIDDLETON	1:01.644	18	11	MIDDLETON	2:01.501	2:02.123	0.622
19	63	JOHNSON	1:01.055	63	JOHNSON	1:02.794	19	63	JOHNSON	2:03.849	2:03.849	0.000
20	89	TEMPEST	1:01.381	34	EWENS	1:03.351	20	34	EWENS	2:04.980	2:04.980	0.000
21	34	EWENS	1:01.629	89	TEMPEST	1:03.830	21	89	TEMPEST	2:05.211	2:05.211	0.000
22	90	ELLERAY	1:01.860	90	ELLERAY	1:05.199	22	90	ELLERAY	2:07.059	2:07.059	0.000
23	59	HESMAN	1:07.495	59	HESMAN	1:07.302	23	59	HESMAN	2:14.797	2:15.510	0.713
24	32	ENGLISH	1:17.434	32	ENGLISH	1:17.762	24	32	ENGLISH	2:35.196	2:35.995	0.799
25	25	SEXTON	1:23.212	25	SEXTON	1:19.259	25	25	SEXTON	2:42.471	2:43.139	0.668

Weather / Track : Cloudy / Dry

Results can be found at www.tsl-timing.com

Donington Park GP

Circuit Length = 2.4873 miles

Start: 10:33 Flag 10:46 End: 10:48

Printed - 10:49 Sunday, 10 April 2016

BMCRC - MRO Championships 2016 - Rnd 2 @ Donington Park GP
DFDS Seaways Yamaha Past Masters
RACE 15 - CLASSIFICATION

POS	NO	CL	PIC NAME	ENTRY	LAPS	TIME	GAP	DIFF	MPH	BEST	ON
1	14		1 Doug EDMONDSON	Yamaha - Wave Racing Developments	6	11:02.315			80.91	1:49.086	5
2	48		2 Mark TAYLOR	Yamaha - B K NOLTE contracts limited	6	11:08.384	6.069	6.069	80.17	1:49.227	5
3	6		3 Matt BARBER	Yamaha -	6	11:09.344	7.029	0.960	80.06	1:50.076	6
4	22		4 Rik BALLERINI	Yamaha - SCLS LTD Knight Road Racing	6	11:10.356	8.041	1.012	79.94	1:49.233	5
5	45		5 Peter MOORE	Yamaha - Curphs Cuttings	6	11:12.630	10.315	2.274	79.67	1:50.201	5
6	81		6 Scott GRANT	Yamaha - SEAGER engineering/Interim FM Solutior	6	11:12.702	10.387	0.072	79.66	1:50.610	5
7	33		7 Sacha GYTE	Yamaha -	6	11:25.779	23.464	13.077	78.14	1:51.940	6
8	74		8 Paul WHITBY	Yamaha - Prestige Decor Ltd	6	11:26.194	23.879	0.415	78.09	1:52.615	6
9	29	C	1 Giles HARWOOD	Yamaha -	6	11:27.392	25.077	1.198	77.96	1:51.174	2
10	69		9 Richard SAWYER	Yamaha -	6	11:43.589	41.274	16.197	76.16	1:55.986	2
11	52		10 Tim HALL	Yamaha -	6	11:51.564	49.249	7.975	75.31	1:56.259	6
12	2	C	2 Lee HUFF	Yamaha -	6	11:52.325	50.010	0.761	75.23	1:57.288	6
13	91		11 Andy WHEELER	Yamaha -	6	11:52.433	50.118	0.108	75.22	1:57.645	2
14	88		12 Peter MANNERING	Yamaha - Mbc dispatch	6	12:00.049	57.734	7.616	74.42	1:56.896	6
15	4		13 Trevor SHARPE	Yamaha -	6	12:00.824	58.509	0.775	74.34	1:57.063	6
16	58	C	3 Steve REDHEAD	Yamaha - Binx Racing	6	12:01.373	59.058	0.549	74.28	1:58.240	6
17	11	R	1 Paul MIDDLETON	Yamaha -	6	12:25.972	1:23.657	24.599	71.83	2:01.872	4
18	89	C	4 Andrew TEMPEST	Yamaha -	6	12:39.984	1:37.669	14.012	70.51	2:05.096	2
19	63	C	5 Stephen JOHNSON	Yamaha -	6	12:40.213	1:37.898	0.229	70.49	2:05.002	2
20	90	C	6 Mark ELLERAY	Yamaha - Abbot Solutions Ltd	6	13:10.631	2:08.316	30.418	67.78	2:08.960	4
21	59	C	7 Neil HESMAN	Yamaha - Farkham Hall	5	11:28.471	1 Lap	1 Lap	64.83	2:15.330	2
22	32	R	2 Sarah ENGLISH	Yamaha -	5	13:19.402	1 Lap	1:50.931	55.83	2:36.733	5
23	25	R	3 Allan SEXTON	Yamaha - Poole Motorcycles Ltd	4	11:18.087	2 Laps	1 Lap	52.62	2:46.320	4

NOT CLASSIFIED

DNF	34	R	Mark EWENS	Yamaha -	2	4:36.386	4 Laps	2 Laps	64.30	2:19.595	1
DNF	18	C	Marc PRENTICE	Yamaha - Mungo Marine Ltd	2	13:37.409	4 Laps	9:01.023	21.74	2:00.453	1
DNF	101		Andrew DAVIES	Yamaha - GIBSON EXHAUSTS	0						

FASTEST LAP

14			Doug EDMONDSON	Yamaha - Wave Racing Developments	5	1:49.086		82.08 mph		132.10 kph	
29	C		Giles HARWOOD	Yamaha -	2	1:51.174		80.54 mph		129.62 kph	
11	R		Paul MIDDLETON	Yamaha -	4	2:01.872		73.47 mph		118.24 kph	

Class - 90% of Race Speed = 72.81 mph
Class C - 90% of Race Speed = 70.16 mph
Class R - 90% of Race Speed = 64.64 mph

Donington Park GP

Circuit Length = 2.4873 miles

Start: 15:13 Flag 15:24 End: 15:27

Weather / Track : Cloudy / Dry
These results are provisional until the conclusion of any judicial and technical matters.

Clerk Of Course :		Timekeeper :	
-------------------	--	--------------	--

 Results can be found at www.tsl-timing.com

Printed - 15:28 Sunday, 10 April 2016



BMCRC - MRO Championships 2016 - Rnd 2 @ Donington Park GP

DFDS Seaways Yamaha Past Masters

RACE 15 - SECTOR ANALYSIS

SECTOR 1 = FL to I1, SECTOR 2 = I1 to FL, DIFF = Difference To Personal Best Lap

P1 14		Doug EDMONDSON		Yamaha - Wave Racing Developments			
IDEAL LAP TIME : 1:48.745		BEST LAP TIME : 1:49.086		DIFFERENCE : 0.341			
LAP	SECTOR 1	SECTOR 2	LAP TIME	MPH	DIFF	TIME OF DAY	
1 -		56.068	1:53.309	79.02	4.223	15:15:36.438	
2 -	54.359	55.994	1:50.353	81.14	1.267	15:17:26.791	
3 -	53.859	56.031	1:49.890 (3)	81.48	0.804	15:19:16.681	
4 -	54.176	55.728	1:49.904	81.47	0.818	15:21:06.585	
5 -	53.855	55.231	1:49.086 (1)	82.08		15:22:55.671	
6 -	53.514	56.259	1:49.773 (2)	81.57	0.687	15:24:45.444	

P2 48		Mark TAYLOR		Yamaha - B K NOLTE contracts limited			
IDEAL LAP TIME : 1:49.227		BEST LAP TIME : 1:49.227		DIFFERENCE : 0.000			
LAP	SECTOR 1	SECTOR 2	LAP TIME	MPH	DIFF	TIME OF DAY	
1 -		56.984	1:56.066	77.14	6.839	15:15:39.195	
2 -	54.416	55.766	1:50.182 (2)	81.26	0.955	15:17:29.377	
3 -	54.811	56.936	1:51.747	80.13	2.520	15:19:21.124	
4 -	54.612	56.205	1:50.817	80.80	1.590	15:21:11.941	
5 -	53.984	55.243	1:49.227 (1)	81.98		15:23:01.168	
6 -	54.518	55.827	1:50.345 (3)	81.14	1.118	15:24:51.513	

P3 6		Matt BARBER		Yamaha -			
IDEAL LAP TIME : 1:49.978		BEST LAP TIME : 1:50.076		DIFFERENCE : 0.098			
LAP	SECTOR 1	SECTOR 2	LAP TIME	MPH	DIFF	TIME OF DAY	
1 -		56.689	1:55.432	77.57	5.356	15:15:38.561	
2 -	54.764	56.597	1:51.361	80.40	1.285	15:17:29.922	
3 -	53.942	57.303	1:51.245	80.49	1.169	15:19:21.167	
4 -	54.454	56.238	1:50.692 (3)	80.89	0.616	15:21:11.859	
5 -	53.915	56.623	1:50.538 (2)	81.00	0.462	15:23:02.397	
6 -	54.013	56.063	1:50.076 (1)	81.34		15:24:52.473	

P4 22		Rik BALLERINI		Yamaha - SCLS LTD Knight Road Racing			
IDEAL LAP TIME : 1:49.233		BEST LAP TIME : 1:49.233		DIFFERENCE : 0.000			
LAP	SECTOR 1	SECTOR 2	LAP TIME	MPH	DIFF	TIME OF DAY	
1 -		56.858	1:55.094	77.80	5.861	15:15:38.223	
2 -	54.687	56.380	1:51.067 (2)	80.62	1.834	15:17:29.290	
3 -	54.735	56.918	1:51.653	80.19	2.420	15:19:20.943	
4 -	55.093	56.733	1:51.826	80.07	2.593	15:21:12.769	
5 -	53.631	55.602	1:49.233 (1)	81.97		15:23:02.002	
6 -	53.927	57.556	1:51.483 (3)	80.32	2.250	15:24:53.485	

P5 45		Peter MOORE		Yamaha - Curphs Cuttings			
IDEAL LAP TIME : 1:50.201		BEST LAP TIME : 1:50.201		DIFFERENCE : 0.000			
LAP	SECTOR 1	SECTOR 2	LAP TIME	MPH	DIFF	TIME OF DAY	
1 -		57.420	1:56.402	76.92	6.201	15:15:39.531	
2 -	54.334	56.600	1:50.934 (2)	80.71	0.733	15:17:30.465	
3 -	54.338	56.869	1:51.207 (3)	80.52	1.006	15:19:21.672	
4 -	54.783	56.490	1:51.273	80.47	1.072	15:21:12.945	
5 -	54.155	56.046	1:50.201 (1)	81.25		15:23:03.146	
6 -	55.607	57.006	1:52.613	79.51	2.412	15:24:55.759	

P6 81		Scott GRANT		Yamaha - SEAGER engineering/Interim FM Solutions			
IDEAL LAP TIME : 1:50.610		BEST LAP TIME : 1:50.610		DIFFERENCE : 0.000			
LAP	SECTOR 1	SECTOR 2	LAP TIME	MPH	DIFF	TIME OF DAY	
1 -		56.754	1:55.219	77.71	4.609	15:15:38.348	
2 -	54.478	57.282	1:51.760	80.12	1.150	15:17:30.108	
3 -	54.428	56.956	1:51.384 (2)	80.39	0.774	15:19:21.492	
4 -	54.812	56.865	1:51.677 (3)	80.18	1.067	15:21:13.169	
5 -	54.107	56.503	1:50.610 (1)	80.95		15:23:03.779	

Donington Park GP

Circuit Length = 2.4873 miles

Start: 15:13 Flag 15:24 End: 15:27

Weather / Track : Cloudy / Dry

BMCRC - MRO Championships 2016 - Rnd 2 @ Donington Park GP

DFDS Seaways Yamaha Past Masters

RACE 15 - SECTOR ANALYSIS

SECTOR 1 = FL to I1, SECTOR 2 = I1 to FL, DIFF = Difference To Personal Best Lap

P25 18 C		Marc PRENTICE		Yamaha - Mungo Marine Ltd		
IDEAL LAP TIME : 1:56.423		BEST LAP TIME : 2:00.453		DIFFERENCE : 4.030		
LAP	SECTOR 1	SECTOR 2	LAP TIME	MPH	DIFF	TIME OF DAY
1 -		59.161	2:00.453 (1)	74.33		15:15:43.582
2 -	57.262	IN PIT	11:36.956 P	12.84	9:36.502	15:27:20.538

BMCRC - MRO Championships 2016 - Rnd 2 @ Donington Park GP

DFDS Seaways Yamaha Past Masters

RACE 15 - BEST SECTORS

SECTOR 1			SECTOR 2			IDEAL / BEST COMPARISON						
POS	NO	NAME	TIME	NO	NAME	TIME	POS	NO	NAME	IDEAL	BEST	DIFF
									PERFECT LAP	1:48.745		
1	14	EDMONDSON	53.514	14	EDMONDSON	55.231	1	14	EDMONDSON	1:48.745	1:49.086	0.341
2	22	BALLERINI	53.631	48	TAYLOR	55.243	2	48	TAYLOR	1:49.227	1:49.227	0.000
3	6	BARBER	53.915	22	BALLERINI	55.602	3	22	BALLERINI	1:49.233	1:49.233	0.000
4	48	TAYLOR	53.984	45	MOORE	56.046	4	6	BARBER	1:49.978	1:50.076	0.098
5	81	GRANT	54.107	6	BARBER	56.063	5	45	MOORE	1:50.201	1:50.201	0.000
6	45	MOORE	54.155	81	GRANT	56.503	6	81	GRANT	1:50.610	1:50.610	0.000
7	33	GYTE	54.184	29	HARWOOD	56.531	7	29	HARWOOD	1:51.174	1:51.174	0.000
8	29	HARWOOD	54.643	74	WHITBY	57.303	8	33	GYTE	1:51.844	1:51.940	0.096
9	74	WHITBY	55.312	33	GYTE	57.660	9	74	WHITBY	1:52.615	1:52.615	0.000
10	69	SAWYER	57.235	69	SAWYER	58.531	10	69	SAWYER	1:55.766	1:55.986	0.220
11	18	PRENTICE	57.262	91	WHEELER	58.743	11	52	HALL	1:56.234	1:56.259	0.025
12	2	HUFF	57.296	52	HALL	58.864	12	91	WHEELER	1:56.310	1:57.645	1.335
13	52	HALL	57.370	18	PRENTICE	59.161	13	18	PRENTICE	1:56.423	2:00.453	4.030
14	88	MANNERING	57.394	2	HUFF	59.464	14	2	HUFF	1:56.760	1:57.288	0.528
15	4	SHARPE	57.487	88	MANNERING	59.502	15	88	MANNERING	1:56.896	1:56.896	0.000
16	91	WHEELER	57.567	4	SHARPE	59.576	16	4	SHARPE	1:57.063	1:57.063	0.000
17	58	REDHEAD	57.616	58	REDHEAD	1:00.127	17	58	REDHEAD	1:57.743	1:58.240	0.497
18	11	MIDDLETON	1:00.655	11	MIDDLETON	1:01.217	18	11	MIDDLETON	2:01.872	2:01.872	0.000
19	89	TEMPEST	1:01.737	63	JOHNSON	1:02.252	19	63	JOHNSON	2:04.084	2:05.002	0.918
20	63	JOHNSON	1:01.832	89	TEMPEST	1:02.696	20	89	TEMPEST	2:04.433	2:05.096	0.663
21	90	ELLERAY	1:02.715	90	ELLERAY	1:05.453	21	90	ELLERAY	2:08.168	2:08.960	0.792
22	34	EWENS	1:03.831	34	EWENS	1:07.658	22	34	EWENS	2:11.489	2:19.595	8.106
23	59	HESMAN	1:07.357	59	HESMAN	1:07.973	23	59	HESMAN	2:15.330	2:15.330	0.000
24	32	ENGLISH	1:18.780	32	ENGLISH	1:16.657	24	32	ENGLISH	2:35.437	2:36.733	1.296
25	25	SEXTON	1:24.032	25	SEXTON	1:21.555	25	25	SEXTON	2:45.587	2:46.320	0.733
26												

Weather / Track : Cloudy / Dry

Results can be found at www.tsl-timing.com

Donington Park GP

Circuit Length = 2.4873 miles

Start: 15:13 Flag 15:24 End: 15:27

Printed - 15:28 Sunday, 10 April 2016