



BMCRC-MRO Championships 2015

**Round 1
Brands Hatch Indy**

28th & 29th March 2015



Results Provided by Timing Solutions Ltd
www.tsl-timing.com



BMZRC 250 MZ

Brands Hatch Indy

28th & 29th March 2015



Results Provided by Timing Solutions Ltd

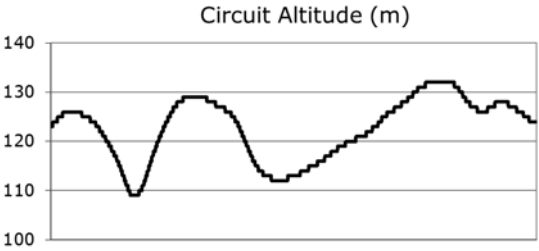
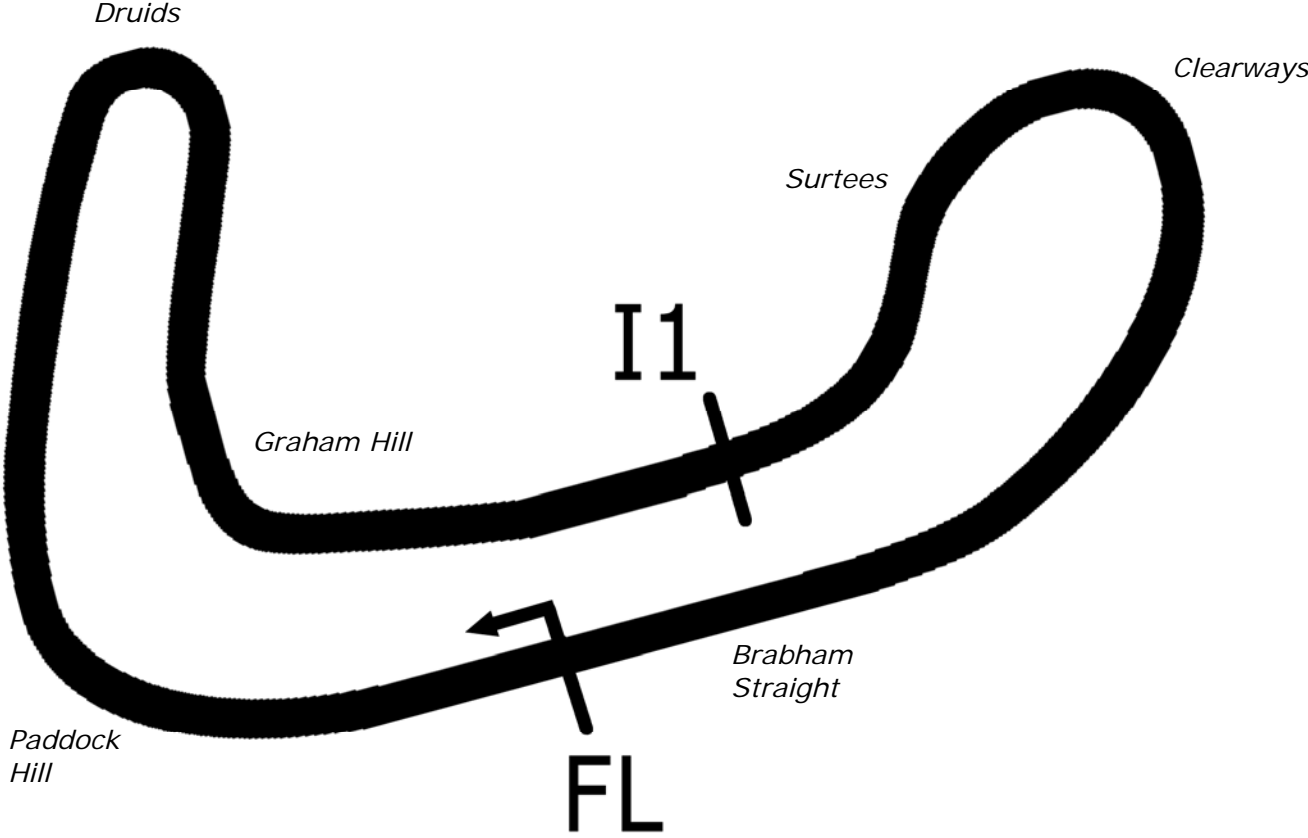
www.tsl-timing.com

Brands Hatch Indy



SPORTS TIMING

TIMING SOLUTIONS LTD



Length	1.2079 miles	1944.0 m
FL		51.36032 N 0.26032 E
I1	1112m	51.35934 N 0.25955 E
Pit Entry	1669m	51.35911 N 0.25743 E
Pit Exit	83m after FL	51.36017 N 0.26051 E
Pit Entry–Pit Exit 332m, 19.9s @60kph, 14.9s @80kph		

BMCRC - MRO Championships 2015 - Rnd 1 @ Brands Hatch Indy

Freshdrop BMZRC 250 MZ

PRACTICE - CLASSIFICATION

POS	NO	CL	PIC NAME	ENTRY	TIME	ON	LAPS	GAP	DIFF	MPH
1	82		1 Mark TAYLOR	MZ - B K NOLTE contracts limited	59.067	11	12			73.62
2	75		2 Peter WOODALL	MZ - Core Projects Ltd	59.254	7	12	0.187	0.187	73.38
3	36		3 Joe BALDRY	MZ -	1:00.632	5	12	1.565	1.378	71.72
4	95		4 Christopher ROGERS	MZ -	1:00.731	7	11	1.664	0.099	71.60
5	33		5 Greg WRIGHT	MZ - Neos-IT	1:01.575	9	12	2.508	0.844	70.62
6	22*		6 Simon FINCH	MZ - The Bayard Partnership/A.S.K Plumbing	1:01.691	10	12	2.624	0.116	70.49
7	8		7 Peter MANNERING	MZ - MBC despatch	1:01.880	8	12	2.813	0.189	70.27
8	96		8 Christopher KENT	MZ -	1:02.051	9	10	2.984	0.171	70.08
9	2		9 Lee HARDY	MZ - Amy & Eric Hardy	1:02.183	10	10	3.116	0.132	69.93
10	5		10 Garry SAMETT	MZ - smallmouse	1:02.355	9	11	3.288	0.172	69.73
11	85		11 Andrew WALES	MZ - Illuminated Design Ltd	1:02.470	8	12	3.403	0.115	69.61
12	18		12 Barry GREEN	MZ -	1:02.494	11	12	3.427	0.024	69.58
13	9		13 Gary HOWLETT	MZ - HS Racing	1:04.261	4	10	5.194	1.767	67.67
14	65	R	1 Konrad BREESE	MZ - @breese2you	1:04.933	7	11	5.866	0.672	66.97
15	31		14 David BIGNELL	MZ -	1:04.939	9	11	5.872	0.006	66.96
16	72	R	2 Jack COX	MZ -	1:05.562	6	8	6.495	0.623	66.32
17	41		15 Gary WILLIAMS	MZ -	1:05.833	6	6	6.766	0.271	66.05
18	20	R	3 Christopher WATSON	MZ - Expert Locksmiths	1:05.979	11	11	6.912	0.146	65.90
19	11		16 Ian SLAUGHTER	MZ -	1:06.029	4	11	6.962	0.050	65.85
20	62	R	4 Nicholas BETTRIDGE	MZ -	1:06.411	9	11	7.344	0.382	65.48
21	125		17 Ben MILES	MZ - Gibson Exhaust	1:06.839	3	4	7.772	0.428	65.06
22	27	R	5 Andrew BUTTERS	MZ -	1:07.051	11	11	7.984	0.212	64.85
23	47		18 Richard FAYERS	MZ -	1:08.351	7	10	9.284	1.300	63.62
24	44	R	6 Robert DESSOY	MZ -	1:08.769	8	11	9.702	0.418	63.23
25	3		19 Max MAUD	MZ -	1:08.889	4	4	9.822	0.120	63.12
26	55	R	7 Archy ARGO	MZ - BC Racing	1:09.666	9	10	10.599	0.777	62.42
27	43*		20 Daniel BARFORD	MZ -	1:10.073	7	9	11.006	0.407	62.05
28	30		21 Malcolm HOWELL	MZ -	1:10.127	7	10	11.060	0.054	62.01
29	48	R	8 Paul CANHAM	MZ -	1:10.957	10	10	11.890	0.830	61.28
30	53	R	9 Stephen HAMER	MZ -	1:11.467	6	10	12.400	0.510	60.84
31	93		22 Graham TOWLER	MZ -	1:12.001	7	8	12.934	0.534	60.39
32	46		23 Mike DEVALL	MZ -	1:13.218	1	2	14.151	1.217	59.39
33	88	R	10 Phoebe STOCKFORD	MZ -	1:13.382	7	10	14.315	0.164	59.25
34	51*	R	11 Duane SUTCH	MZ -	1:13.627	7	8	14.560	0.245	59.06
35	6		24 Jerry FROST	MZ -			0			

* No 22 - Please improve position of transponder - poor signal

* No 43 & 51 - Please fit a working transponder

Brands Hatch Indy

Circuit Length = 1.2079 miles

Start: 10:28 Flag 10:41 End: 10:43

Weather / Track : Cloudy / Dry

These results are provisional until the conclusion of any judicial and technical matters.

Clerk Of Course :	Timekeeper :
-------------------	--------------

Results can be found at www.tsl-timing.com

Printed - 10:43 Saturday, 28 March 2015



BMCRC - MRO Championships 2015 - Rnd 1 @ Brands Hatch Indy

Freshdrop BMZRC 250 MZ

PRACTICE - SECTOR ANALYSIS

SECTOR 1 = FL to I1, SECTOR 2 = I1 to I2, SECTOR 3 = I2 to FL, DIFF = Difference To Personal Best Lap

P1 82		Mark TAYLOR		MZ - B K NOLTE contracts limited			
IDEAL LAP TIME : 58.813		BEST LAP TIME : 59.067		DIFFERENCE : 0.254			
LAP	SECTOR 1	SECTOR 2	LAP TIME	MPH	DIFF	TIME OF DAY	
1 -	38.260	25.642	1:03.902	68.05	4.835	10:30:45.413	
2 -	36.920	24.168	1:01.088	71.18	2.021	10:31:46.501	
3 -	36.206	23.795	1:00.001	72.47	0.934	10:32:46.502	
4 -	36.186	24.379	1:00.565	71.80	1.498	10:33:47.067	
5 -	35.666	24.218	59.884	72.61	0.817	10:34:46.951	
6 -	35.994	23.823	59.817 (3)	72.69	0.750	10:35:46.768	
7 -	36.675	23.621	1:00.296	72.12	1.229	10:36:47.064	
8 -	35.245	24.750	59.995	72.48	0.928	10:37:47.059	
9 -	36.312	24.307	1:00.619	71.73	1.552	10:38:47.678	
10 -	36.073	24.521	1:00.594	71.76	1.527	10:39:48.272	
11 -	35.499	23.568	59.067 (1)	73.62		10:40:47.339	
12 -	35.727	23.821	59.548 (2)	73.02	0.481	10:41:46.887	

P2 75		Peter WOODALL		MZ - Core Projects Ltd			
IDEAL LAP TIME : 58.673		BEST LAP TIME : 59.254		DIFFERENCE : 0.581			
LAP	SECTOR 1	SECTOR 2	LAP TIME	MPH	DIFF	TIME OF DAY	
1 -	39.517	26.134	1:05.651	66.23	6.397	10:30:45.425	
2 -	37.651	24.172	1:01.823	70.33	2.569	10:31:47.248	
3 -	36.088	24.131	1:00.219	72.21	0.965	10:32:47.467	
4 -	37.034	23.961	1:00.995	71.29	1.741	10:33:48.462	
5 -	36.065	24.025	1:00.090	72.36	0.836	10:34:48.552	
6 -	35.977	23.631	59.608	72.95	0.354	10:35:48.160	
7 -	35.780	23.474	59.254 (1)	73.38		10:36:47.414	
8 -	35.199	24.383	59.582	72.98	0.328	10:37:46.996	
9 -	35.922	24.303	1:00.225	72.20	0.971	10:38:47.221	
10 -	35.868	24.560	1:00.428	71.96	1.174	10:39:47.649	
11 -	36.026	23.543	59.569 (3)	73.00	0.315	10:40:47.218	
12 -	35.708	23.853	59.561 (2)	73.01	0.307	10:41:46.779	

P3 36		Joe BALDRY		MZ -			
IDEAL LAP TIME : 1:00.205		BEST LAP TIME : 1:00.632		DIFFERENCE : 0.427			
LAP	SECTOR 1	SECTOR 2	LAP TIME	MPH	DIFF	TIME OF DAY	
1 -	38.441	25.691	1:04.132	67.80	3.500	10:30:45.054	
2 -	37.004	24.412	1:01.416	70.80	0.784	10:31:46.470	
3 -	36.575	24.217	1:00.792 (2)	71.53	0.160	10:32:47.262	
4 -	37.366	24.541	1:01.907	70.24	1.275	10:33:49.169	
5 -	35.988	24.644	1:00.632 (1)	71.72		10:34:49.801	
6 -	36.569	24.639	1:01.208	71.04	0.576	10:35:51.009	
7 -	36.335	24.461	1:00.796 (3)	71.52	0.164	10:36:51.805	
8 -	36.188	24.702	1:00.890	71.41	0.258	10:37:52.695	
9 -	36.932	24.431	1:01.363	70.86	0.731	10:38:54.058	
10 -	37.149	24.606	1:01.755	70.41	1.123	10:39:55.813	
11 -	40.260	24.527	1:04.787	67.12	4.155	10:41:00.600	
12 -	36.415	25.065	1:01.480	70.73	0.848	10:42:02.080	

P4 95		Christopher ROGERS		MZ -			
IDEAL LAP TIME : 1:00.602		BEST LAP TIME : 1:00.731		DIFFERENCE : 0.129			
LAP	SECTOR 1	SECTOR 2	LAP TIME	MPH	DIFF	TIME OF DAY	
1 -	40.503	25.828	1:06.331	65.55	5.600	10:30:43.788	
2 -	38.846	24.775	1:03.621	68.35	2.890	10:31:47.409	
3 -	36.569	24.204	1:00.773 (2)	71.55	0.042	10:32:48.182	
4 -	37.890	24.674	1:02.564	69.50	1.833	10:33:50.746	
5 -	37.211	25.018	1:02.229	69.88	1.498	10:34:52.975	
6 -	37.683	24.703	1:02.386	69.70	1.655	10:35:55.361	
7 -	36.398	24.333	1:00.731 (1)	71.60		10:36:56.092	
8 -	38.069	24.927	1:02.996	69.02	2.265	10:37:59.088	
9 -	37.000	24.649	1:01.649 (3)	70.53	0.918	10:39:00.737	

Weather / Track : Cloudy / Dry

Brands Hatch Indy
Circuit Length = 1.2079 miles
Start: 10:28 Flag 10:41 End: 10:43

BMCRC - MRO Championships 2015 - Rnd 1 @ Brands Hatch Indy

Freshdrop BMZRC 250 MZ

PRACTICE - SECTOR ANALYSIS

SECTOR 1 = FL to I1, SECTOR 2 = I1 to I2, SECTOR 3 = I2 to FL, DIFF = Difference To Personal Best Lap

10 -	37.269	24.905	1:02.174	69.94	1.443	10:40:02.911
11 -	37.890	24.856	1:02.746	69.30	2.015	10:41:05.657

P5 33		Greg WRIGHT		MZ - Neos-IT			
IDEAL LAP TIME : 1:01.547		BEST LAP TIME : 1:01.575		DIFFERENCE : 0.028			
LAP	SECTOR 1	SECTOR 2	LAP TIME	MPH	DIFF	TIME OF DAY	
1 -	41.228	25.718	1:06.946	64.95	5.371	10:30:44.450	
2 -	38.705	24.866	1:03.571	68.40	1.996	10:31:48.021	
3 -	37.445	24.862	1:02.307	69.79	0.732	10:32:50.328	
4 -	37.546	25.061	1:02.607	69.45	1.032	10:33:52.935	
5 -	37.215	25.048	1:02.263 (3)	69.84	0.688	10:34:55.198	
6 -	37.147	25.384	1:02.531	69.54	0.956	10:35:57.729	
7 -	37.053	24.986	1:02.039 (2)	70.09	0.464	10:36:59.768	
8 -	36.890	25.396	1:02.286	69.81	0.711	10:38:02.054	
9 -	36.685	24.890	1:01.575 (1)	70.62		10:39:03.629	
10 -	37.646	25.135	1:02.781	69.26	1.206	10:40:06.410	
11 -	38.510	25.096	1:03.606	68.36	2.031	10:41:10.016	
12 -	37.088	25.180	1:02.268	69.83	0.693	10:42:12.284	

P6 22		Simon FINCH		MZ - The Bayard Partnership/A.S.K Plumbing			
IDEAL LAP TIME : 1:01.522		BEST LAP TIME : 1:01.691		DIFFERENCE : 0.169			
LAP	SECTOR 1	SECTOR 2	LAP TIME	MPH	DIFF	TIME OF DAY	
1 -	41.613	26.691	1:08.304	63.66	6.613	10:31:03.287	
2 -	39.147	26.526	1:05.673	66.21	3.982	10:32:08.960	
3 -	37.332	25.039	1:02.371	69.72	0.680	10:33:11.331	
4 -	37.266	25.552	1:02.818	69.22	1.127	10:34:14.149	
5 -	37.075	24.716	1:01.791 (2)	70.37	0.100	10:35:15.940	
6 -	40.454	25.113	1:05.567	66.32	3.876	10:36:21.507	
7 -	38.058	24.877	1:02.935	69.09	1.244	10:37:24.442	
8 -	37.169	24.713	1:01.882	70.27	0.191	10:38:26.324	
9 -	37.149	24.686	1:01.835 (3)	70.32	0.144	10:39:28.159	
10 -	37.244	24.447	1:01.691 (1)	70.49		10:40:29.850	
11 -	37.524	25.595	1:03.119	68.89	1.428	10:41:32.969	
12 -	39.499	24.982	1:04.481	67.44	2.790	10:42:37.450	

P7 8		Peter MANNERING		MZ - MBC despatch			
IDEAL LAP TIME : 1:01.694		BEST LAP TIME : 1:01.880		DIFFERENCE : 0.186			
LAP	SECTOR 1	SECTOR 2	LAP TIME	MPH	DIFF	TIME OF DAY	
1 -	41.054	25.372	1:06.426	65.46	4.546	10:30:59.666	
2 -	40.681	25.339	1:06.020	65.86	4.140	10:32:05.686	
3 -	37.719	24.880	1:02.599	69.46	0.719	10:33:08.285	
4 -	37.843	25.500	1:03.343	68.65	1.463	10:34:11.628	
5 -	38.360	25.032	1:03.392	68.59	1.512	10:35:15.020	
6 -	39.091	24.799	1:03.890	68.06	2.010	10:36:18.910	
7 -	37.843	24.652	1:02.495 (2)	69.58	0.615	10:37:21.405	
8 -	37.048	24.832	1:01.880 (1)	70.27		10:38:23.285	
9 -	38.916	24.646	1:03.562	68.41	1.682	10:39:26.847	
10 -	37.918	24.653	1:02.571 (3)	69.49	0.691	10:40:29.418	
11 -	37.659	25.077	1:02.736	69.31	0.856	10:41:32.154	
12 -	40.452	24.876	1:05.328	66.56	3.448	10:42:37.482	

P8 96		Christopher KENT		MZ -			
IDEAL LAP TIME : 1:01.685		BEST LAP TIME : 1:02.051		DIFFERENCE : 0.366			
LAP	SECTOR 1	SECTOR 2	LAP TIME	MPH	DIFF	TIME OF DAY	
1 -	42.728	26.645	1:09.373	62.68	7.322	10:31:03.548	
2 -	39.174	27.026	1:06.200	65.68	4.149	10:32:09.748	
3 -	39.173	24.876	1:04.049	67.89	1.998	10:33:13.797	
4 -	37.826	25.279	1:03.105	68.91	1.054	10:34:16.902	
5 -	37.817	24.743	1:02.560	69.51	0.509	10:35:19.462	
6 -	39.062	25.553	1:04.615	67.30	2.564	10:36:24.077	

Weather / Track : Cloudy / Dry

Brands Hatch Indy
Circuit Length = 1.2079 miles
Start: 10:28 Flag 10:41 End: 10:43

BMCRC - MRO Championships 2015 - Rnd 1 @ Brands Hatch Indy

Freshdrop BMZRC 250 MZ

PRACTICE - SECTOR ANALYSIS

SECTOR 1 = FL to I1, SECTOR 2 = I1 to I2, SECTOR 3 = I2 to FL, DIFF = Difference To Personal Best Lap

7 -	37.037	25.467	1:02.504 (3)	69.57	0.453	10:37:26.581
8 -	37.694	24.648	1:02.342 (2)	69.75	0.291	10:38:28.923
9 -	37.234	24.817	1:02.051 (1)	70.08		10:39:30.974
10 -	39.355	25.437	1:04.792	67.11	2.741	10:40:35.766

P9		2		Lee HARDY		MZ - Amy & Eric Hardy	
IDEAL LAP TIME : 1:01.931		BEST LAP TIME : 1:02.183		DIFFERENCE : 0.252			
LAP	SECTOR 1	SECTOR 2	LAP TIME	MPH	DIFF	TIME OF DAY	
1 -	41.219	26.503	1:07.722	64.21	5.539	10:30:58.116	
2 -	39.546	25.695	1:05.241	66.65	3.058	10:32:03.357	
3 -	38.899	25.792	1:04.691	67.22	2.508	10:33:08.048	
4 -	38.649	25.463	1:04.112	67.82	1.929	10:34:12.160	
5 -	38.367	25.024	1:03.391	68.59	1.208	10:35:15.551	
6 -	39.037	25.017	1:04.054	67.88	1.871	10:36:19.605	
7 -	37.904	25.013	1:02.917	69.11	0.734	10:37:22.522	
8 -	37.399	24.787	1:02.186 (2)	69.92	0.003	10:38:24.708	
9 -	37.767	24.532	1:02.299 (3)	69.80	0.116	10:39:27.007	
10 -	37.415	24.768	1:02.183 (1)	69.93		10:40:29.190	

P10		5		Garry SAMETT		MZ - smallmouse	
IDEAL LAP TIME : 1:02.316		BEST LAP TIME : 1:02.355		DIFFERENCE : 0.039			
LAP	SECTOR 1	SECTOR 2	LAP TIME	MPH	DIFF	TIME OF DAY	
1 -	47.346	27.131	1:14.477	58.38	12.122	10:31:15.976	
2 -	40.916	26.610	1:07.526	64.39	5.171	10:32:23.502	
3 -	39.747	26.933	1:06.680	65.21	4.325	10:33:30.182	
4 -	39.466	25.409	1:04.875	67.03	2.520	10:34:35.057	
5 -	39.176	26.896	1:06.072	65.81	3.717	10:35:41.129	
6 -	38.416	24.915	1:03.331	68.66	0.976	10:36:44.460	
7 -	37.798	25.375	1:03.173	68.83	0.818	10:37:47.633	
8 -	37.574	25.457	1:03.031 (3)	68.99	0.676	10:38:50.664	
9 -	37.613	24.742	1:02.355 (1)	69.73		10:39:53.019	
10 -	39.454	26.364	1:05.818	66.07	3.463	10:40:58.837	
11 -	38.141	24.853	1:02.994 (2)	69.03	0.639	10:42:01.831	

P11		85		Andrew WALES		MZ - Illuminated Design Ltd	
IDEAL LAP TIME : 1:02.424		BEST LAP TIME : 1:02.470		DIFFERENCE : 0.046			
LAP	SECTOR 1	SECTOR 2	LAP TIME	MPH	DIFF	TIME OF DAY	
1 -	41.298	25.786	1:07.084	64.82	4.614	10:30:44.883	
2 -	39.262	25.187	1:04.449	67.47	1.979	10:31:49.332	
3 -	38.515	25.049	1:03.564 (3)	68.41	1.094	10:32:52.896	
4 -	37.831	26.218	1:04.049	67.89	1.579	10:33:56.945	
5 -	37.932	26.381	1:04.313	67.61	1.843	10:35:01.258	
6 -	37.704	26.271	1:03.975	67.97	1.505	10:36:05.233	
7 -	37.919	24.842	1:02.761 (2)	69.28	0.291	10:37:07.994	
8 -	37.582	24.888	1:02.470 (1)	69.61		10:38:10.464	
9 -	38.686	25.940	1:04.626	67.28	2.156	10:39:15.090	
10 -	38.259	25.374	1:03.633	68.33	1.163	10:40:18.723	
11 -	39.508	25.612	1:05.120	66.77	2.650	10:41:23.843	
12 -	38.216	25.779	1:03.995	67.95	1.525	10:42:27.838	

P12		18		Barry GREEN		MZ -	
IDEAL LAP TIME : 1:02.233		BEST LAP TIME : 1:02.494		DIFFERENCE : 0.261			
LAP	SECTOR 1	SECTOR 2	LAP TIME	MPH	DIFF	TIME OF DAY	
1 -	41.920	27.460	1:09.380	62.67	6.886	10:30:53.330	
2 -	39.841	25.619	1:05.460	66.43	2.966	10:31:58.790	
3 -	38.456	25.424	1:03.880	68.07	1.386	10:33:02.670	
4 -	38.215	25.066	1:03.281	68.71	0.787	10:34:05.951	
5 -	38.628	26.543	1:05.171	66.72	2.677	10:35:11.122	
6 -	38.347	26.325	1:04.672	67.24	2.178	10:36:15.794	
7 -	38.081	24.821	1:02.902 (3)	69.13	0.408	10:37:18.696	

Weather / Track : Cloudy / Dry

Brands Hatch Indy
Circuit Length = 1.2079 miles
Start: 10:28 Flag 10:41 End: 10:43

BMCRC - MRO Championships 2015 - Rnd 1 @ Brands Hatch Indy

Freshdrop BMZRC 250 MZ

PRACTICE - SECTOR ANALYSIS

SECTOR 1 = FL to I1, SECTOR 2 = I1 to I2, SECTOR 3 = I2 to FL, DIFF = Difference To Personal Best Lap

8 -	37.586	26.733	1:04.319	67.60	1.825	10:38:23.015
9 -	38.122	25.151	1:03.273	68.72	0.779	10:39:26.288
10 -	37.884	24.672	1:02.556 (2)	69.51	0.062	10:40:28.844
11 -	37.584	24.910	1:02.494 (1)	69.58		10:41:31.338
12 -	37.561	25.718	1:03.279	68.72	0.785	10:42:34.617

P13 9 Gary HOWLETT			MZ - HS Racing			
IDEAL LAP TIME : 1:04.241		BEST LAP TIME : 1:04.261	DIFFERENCE : 0.020			
LAP	SECTOR 1	SECTOR 2	LAP TIME	MPH	DIFF	TIME OF DAY
1 -	41.517	27.507	1:09.024	63.00	4.763	10:30:57.802
2 -	40.277	25.735	1:06.012	65.87	1.751	10:32:03.814
3 -	40.145	25.812	1:05.957	65.93	1.696	10:33:09.771
4 -	38.719	25.542	1:04.261 (1)	67.67		10:34:14.032
5 -	39.034	25.522	1:04.556 (2)	67.36	0.295	10:35:18.588
6 -	42.496	26.020	1:08.516	63.46	4.255	10:36:27.104
7 -	39.499	25.959	1:05.458 (3)	66.43	1.197	10:37:32.562
8 -	39.520	26.309	1:05.829	66.05	1.568	10:38:38.391
9 -	39.514	26.722	1:06.236	65.65	1.975	10:39:44.627
10 -	40.865	28.142	1:09.007	63.01	4.746	10:40:53.634

P14 65 R Konrad BREESE			MZ - @breese2you			
IDEAL LAP TIME : 1:04.933		BEST LAP TIME : 1:04.933	DIFFERENCE : 0.000			
LAP	SECTOR 1	SECTOR 2	LAP TIME	MPH	DIFF	TIME OF DAY
1 -	53.067	29.432	1:22.499	52.71	17.566	10:31:22.548
2 -	43.899	28.171	1:12.070	60.33	7.137	10:32:34.618
3 -	42.506	27.737	1:10.243	61.90	5.310	10:33:44.861
4 -	39.879	26.543	1:06.422 (3)	65.46	1.489	10:34:51.283
5 -	40.246	26.681	1:06.927	64.97	1.994	10:35:58.210
6 -	39.432	26.619	1:06.051 (2)	65.83	1.118	10:37:04.261
7 -	38.786	26.147	1:04.933 (1)	66.97		10:38:09.194
8 -	39.514	28.437	1:07.951	63.99	3.018	10:39:17.145
9 -	40.523	26.175	1:06.698	65.19	1.765	10:40:23.843
10 -	39.620	28.104	1:07.724	64.21	2.791	10:41:31.567
11 -	41.495	26.339	1:07.834	64.10	2.901	10:42:39.401

P15 31 David BIGNELL			MZ -			
IDEAL LAP TIME : 1:04.752		BEST LAP TIME : 1:04.939	DIFFERENCE : 0.187			
LAP	SECTOR 1	SECTOR 2	LAP TIME	MPH	DIFF	TIME OF DAY
1 -	43.742	27.037	1:10.779	61.43	5.840	10:31:01.350
2 -	40.969	26.890	1:07.859	64.08	2.920	10:32:09.209
3 -	40.085	25.402	1:05.487	66.40	0.548	10:33:14.696
4 -	40.066	25.985	1:06.051	65.83	1.112	10:34:20.747
5 -	40.588	26.259	1:06.847	65.05	1.908	10:35:27.594
6 -	39.876	25.369	1:05.245 (2)	66.65	0.306	10:36:32.839
7 -	39.719	25.962	1:05.681	66.20	0.742	10:37:38.520
8 -	39.493	25.934	1:05.427 (3)	66.46	0.488	10:38:43.947
9 -	39.680	25.259	1:04.939 (1)	66.96		10:39:48.886
10 -	40.324	25.314	1:05.638	66.25	0.699	10:40:54.524
11 -	39.885	25.802	1:05.687	66.20	0.748	10:42:00.211

P16 72 R Jack COX			MZ -			
IDEAL LAP TIME : 1:05.562		BEST LAP TIME : 1:05.562	DIFFERENCE : 0.000			
LAP	SECTOR 1	SECTOR 2	LAP TIME	MPH	DIFF	TIME OF DAY
1 -	43.913	29.364	1:13.277	59.34	7.715	10:31:07.513
2 -	47.007	27.281	1:14.288	58.53	8.726	10:32:21.801
3 -	41.100	27.627	1:08.727	63.27	3.165	10:33:30.528
4 -	40.397	27.021	1:07.418	64.50	1.856	10:34:37.946
5 -	40.115	26.857	1:06.972 (3)	64.93	1.410	10:35:44.918
6 -	39.298	26.264	1:05.562 (1)	66.32		10:36:50.480
7 -	40.137	26.851	1:06.988	64.91	1.426	10:37:57.468

Weather / Track : Cloudy / Dry

Brands Hatch Indy
Circuit Length = 1.2079 miles
Start: 10:28 Flag 10:41 End: 10:43

BMCRC - MRO Championships 2015 - Rnd 1 @ Brands Hatch Indy

Freshdrop BMZRC 250 MZ

PRACTICE - SECTOR ANALYSIS

SECTOR 1 = FL to I1, SECTOR 2 = I1 to I2, SECTOR 3 = I2 to FL, DIFF = Difference To Personal Best Lap
 8 - 39.449 26.698 1:06.147 (2) 65.74 0.585 10:39:03.615

P17 41 Gary WILLIAMS		MZ -				
IDEAL LAP TIME : 1:05.204		BEST LAP TIME : 1:05.833		DIFFERENCE : 0.629		
LAP	SECTOR 1	SECTOR 2	LAP TIME	MPH	DIFF	TIME OF DAY
1 -	44.234	27.231	1:11.465	60.84	5.632	10:31:11.334
2 -	40.788	26.572	1:07.360	64.55	1.527	10:32:18.694
3 -	39.632	26.639	1:06.271	65.61	0.438	10:33:24.965
4 -	39.386	26.684	1:06.070 (3)	65.81	0.237	10:34:31.035
5 -	39.209	26.858	1:06.067 (2)	65.82	0.234	10:35:37.102
6 -	39.645	26.188	1:05.833 (1)	66.05		10:36:42.935

P18 20 R Christopher WATSON		MZ - Expert Locksmiths				
IDEAL LAP TIME : 1:05.675		BEST LAP TIME : 1:05.979		DIFFERENCE : 0.304		
LAP	SECTOR 1	SECTOR 2	LAP TIME	MPH	DIFF	TIME OF DAY
1 -	45.121	28.777	1:13.898	58.84	7.919	10:30:58.142
2 -	42.743	27.565	1:10.308	61.85	4.329	10:32:08.450
3 -	40.915	26.902	1:07.817	64.12	1.838	10:33:16.267
4 -	40.422	26.741	1:07.163	64.74	1.184	10:34:23.430
5 -	40.691	26.858	1:07.549	64.37	1.570	10:35:30.979
6 -	40.699	26.618	1:07.317	64.59	1.338	10:36:38.296
7 -	39.664	26.720	1:06.384 (3)	65.50	0.405	10:37:44.680
8 -	39.462	26.847	1:06.309 (2)	65.58	0.330	10:38:50.989
9 -	40.337	26.254	1:06.591	65.30	0.612	10:39:57.580
10 -	42.253	26.439	1:08.692	63.30	2.713	10:41:06.272
11 -	39.766	26.213	1:05.979 (1)	65.90		10:42:12.251

P19 11 Ian SLAUGHTER		MZ -				
IDEAL LAP TIME : 1:05.517		BEST LAP TIME : 1:06.029		DIFFERENCE : 0.512		
LAP	SECTOR 1	SECTOR 2	LAP TIME	MPH	DIFF	TIME OF DAY
1 -	49.483	28.327	1:17.810	55.88	11.781	10:31:19.461
2 -	40.771	26.752	1:07.523	64.40	1.494	10:32:26.984
3 -	40.344	26.383	1:06.727 (3)	65.17	0.698	10:33:33.711
4 -	39.781	26.248	1:06.029 (1)	65.85		10:34:39.740
5 -	39.411	26.673	1:06.084 (2)	65.80	0.055	10:35:45.824
6 -	40.620	27.237	1:07.857	64.08	1.828	10:36:53.681
7 -	40.640	28.119	1:08.759	63.24	2.730	10:38:02.440
8 -	41.000	26.945	1:07.945	64.00	1.916	10:39:10.385
9 -	40.473	26.268	1:06.741	65.15	0.712	10:40:17.126
10 -	40.783	26.106	1:06.889	65.01	0.860	10:41:24.015
11 -	41.635	27.153	1:08.788	63.21	2.759	10:42:32.803

P20 62 R Nicholas BETTRIDGE		MZ -				
IDEAL LAP TIME : 1:06.411		BEST LAP TIME : 1:06.411		DIFFERENCE : 0.000		
LAP	SECTOR 1	SECTOR 2	LAP TIME	MPH	DIFF	TIME OF DAY
1 -	47.468	28.657	1:16.125	57.12	9.714	10:31:13.607
2 -	43.084	27.935	1:11.019	61.23	4.608	10:32:24.626
3 -	42.964	27.189	1:10.153	61.98	3.742	10:33:34.779
4 -	41.776	26.799	1:08.575	63.41	2.164	10:34:43.354
5 -	42.095	27.290	1:09.385	62.67	2.974	10:35:52.739
6 -	41.159	26.754	1:07.913	64.03	1.502	10:37:00.652
7 -	40.430	26.818	1:07.248 (3)	64.66	0.837	10:38:07.900
8 -	40.489	26.585	1:07.074 (2)	64.83	0.663	10:39:14.974
9 -	40.182	26.229	1:06.411 (1)	65.48		10:40:21.385
10 -	41.386	26.427	1:07.813	64.12	1.402	10:41:29.198
11 -	41.544	26.596	1:08.140	63.81	1.729	10:42:37.338

Weather / Track : Cloudy / Dry

Brands Hatch Indy
 Circuit Length = 1.2079 miles
 Start: 10:28 Flag 10:41 End: 10:43

BMCRC - MRO Championships 2015 - Rnd 1 @ Brands Hatch Indy

Freshdrop BMZRC 250 MZ

PRACTICE - SECTOR ANALYSIS

SECTOR 1 = FL to I1, SECTOR 2 = I1 to I2, SECTOR 3 = I2 to FL, DIFF = Difference To Personal Best Lap

P21 125		Ben MILES		MZ - Gibson Exhaust		
IDEAL LAP TIME : 1:06.839		BEST LAP TIME : 1:06.839		DIFFERENCE : 0.000		
LAP	SECTOR 1	SECTOR 2	LAP TIME	MPH	DIFF	TIME OF DAY
1 -	42.253	30.723	1:12.976	59.58	6.137	10:30:55.093
2 -	41.061	26.999	1:08.060 (3)	63.89	1.221	10:32:03.153
3 -	40.543	26.296	1:06.839 (1)	65.06		10:33:09.992
4 -	41.140	26.511	1:07.651 (2)	64.27	0.812	10:34:17.643

P22 27 R		Andrew BUTTERS		MZ -		
IDEAL LAP TIME : 1:06.437		BEST LAP TIME : 1:07.051		DIFFERENCE : 0.614		
LAP	SECTOR 1	SECTOR 2	LAP TIME	MPH	DIFF	TIME OF DAY
1 -	44.230	28.536	1:12.766	59.76	5.715	10:31:08.606
2 -	43.734	28.424	1:12.158	60.26	5.107	10:32:20.764
3 -	41.918	28.364	1:10.282	61.87	3.231	10:33:31.046
4 -	41.194	27.393	1:08.587	63.40	1.536	10:34:39.633
5 -	40.837	27.585	1:08.422	63.55	1.371	10:35:48.055
6 -	40.187	27.170	1:07.357 (2)	64.56	0.306	10:36:55.412
7 -	39.641	27.917	1:07.558 (3)	64.36	0.507	10:38:02.970
8 -	40.872	27.124	1:07.996	63.95	0.945	10:39:10.966
9 -	40.673	26.967	1:07.640	64.29	0.589	10:40:18.606
10 -	41.603	27.687	1:09.290	62.75	2.239	10:41:27.896
11 -	40.255	26.796	1:07.051 (1)	64.85		10:42:34.947

P23 47		Richard FAYERS		MZ -		
IDEAL LAP TIME : 1:07.860		BEST LAP TIME : 1:08.351		DIFFERENCE : 0.491		
LAP	SECTOR 1	SECTOR 2	LAP TIME	MPH	DIFF	TIME OF DAY
1 -	49.906	29.720	1:19.626	54.61	11.275	10:31:20.597
2 -	45.323	28.121	1:13.444	59.20	5.093	10:32:34.041
3 -	42.998	27.777	1:10.775	61.44	2.424	10:33:44.816
4 -	42.669	27.921	1:10.590	61.60	2.239	10:34:55.406
5 -	42.291	27.527	1:09.818	62.28	1.467	10:36:05.224
6 -	41.678	27.178	1:08.856	63.15	0.505	10:37:14.080
7 -	40.865	27.486	1:08.351 (1)	63.62		10:38:22.431
8 -	41.027	27.440	1:08.467 (2)	63.51	0.116	10:39:30.898
9 -	43.139	27.440	1:10.579	61.61	2.228	10:40:41.477
10 -	41.622	26.995	1:08.617 (3)	63.37	0.266	10:41:50.094

P24 44 R		Robert DESOY		MZ -		
IDEAL LAP TIME : 1:08.314		BEST LAP TIME : 1:08.769		DIFFERENCE : 0.455		
LAP	SECTOR 1	SECTOR 2	LAP TIME	MPH	DIFF	TIME OF DAY
1 -	45.603	28.670	1:14.273	58.54	5.504	10:30:57.280
2 -	43.877	27.852	1:11.729	60.62	2.960	10:32:09.009
3 -	42.814	28.183	1:10.997	61.25	2.228	10:33:20.006
4 -	42.975	28.108	1:11.083	61.17	2.314	10:34:31.089
5 -	42.582	28.147	1:10.729	61.48	1.960	10:35:41.818
6 -	42.260	28.264	1:10.524	61.66	1.755	10:36:52.342
7 -	41.630	27.761	1:09.391 (3)	62.66	0.622	10:38:01.733
8 -	41.397	27.372	1:08.769 (1)	63.23		10:39:10.502
9 -	41.960	26.917	1:08.877 (2)	63.13	0.108	10:40:19.379
10 -	41.994	27.596	1:09.590	62.48	0.821	10:41:28.969
11 -	45.670	27.945	1:13.615	59.07	4.846	10:42:42.584

P25 3		Max MAUD		MZ -		
IDEAL LAP TIME : 1:08.356		BEST LAP TIME : 1:08.889		DIFFERENCE : 0.533		
LAP	SECTOR 1	SECTOR 2	LAP TIME	MPH	DIFF	TIME OF DAY
1 -	43.781	29.194	1:12.975	59.59	4.086	10:30:58.561
2 -	43.280	27.863	1:11.143 (3)	61.12	2.254	10:32:09.704
3 -	42.288	28.125	1:10.413 (2)	61.75	1.524	10:33:20.117
4 -	41.293	27.596	1:08.889 (1)	63.12		10:34:29.006

Weather / Track : Cloudy / Dry

Brands Hatch Indy
Circuit Length = 1.2079 miles
Start: 10:28 Flag 10:41 End: 10:43

BMCRC - MRO Championships 2015 - Rnd 1 @ Brands Hatch Indy

Freshdrop BMZRC 250 MZ

PRACTICE - SECTOR ANALYSIS

SECTOR 1 = FL to I1, SECTOR 2 = I1 to I2, SECTOR 3 = I2 to FL, DIFF = Difference To Personal Best Lap

P26 55 R Archy ARGO			MZ - BC Racing			
IDEAL LAP TIME : 1:08.997		BEST LAP TIME : 1:09.666		DIFFERENCE : 0.669		
LAP	SECTOR 1	SECTOR 2	LAP TIME	MPH	DIFF	TIME OF DAY
1 -	51.344	30.504	1:21.848	53.13	12.182	10:31:30.352
2 -	46.375	29.797	1:16.172	57.08	6.506	10:32:46.524
3 -	44.174	28.730	1:12.904	59.64	3.238	10:33:59.428
4 -	44.674	29.405	1:14.079	58.70	4.413	10:35:13.507
5 -	45.170	28.308	1:13.478	59.18	3.812	10:36:26.985
6 -	43.161	28.687	1:11.848	60.52	2.182	10:37:38.833
7 -	42.515	28.456	1:10.971	61.27	1.305	10:38:49.804
8 -	42.701	27.732	1:10.433 (3)	61.74	0.767	10:40:00.237
9 -	41.831	27.835	1:09.666 (1)	62.42		10:41:09.903
10 -	41.265	28.595	1:09.860 (2)	62.24	0.194	10:42:19.763

P27 43 Daniel BARFORD			MZ -			
IDEAL LAP TIME :		BEST LAP TIME : 1:10.073		DIFFERENCE :		
LAP	SECTOR 1	SECTOR 2	LAP TIME	MPH	DIFF	TIME OF DAY
1 -			2:31.703	28.66	1:21.630	10:32:26.171
2 -			1:12.060	60.34	1.987	10:33:38.231
3 -			1:11.581	60.75	1.508	10:34:49.812
4 -			1:10.897	61.33	0.824	10:36:00.709
5 -			1:10.892 (3)	61.34	0.819	10:37:11.601
6 -			1:11.997	60.39	1.924	10:38:23.598
7 -			1:10.073 (1)	62.05		10:39:33.671
8 -			1:10.765 (2)	61.45	0.692	10:40:44.436
9 -			1:11.116	61.14	1.043	10:41:55.552

P28 30 Malcolm HOWELL			MZ -			
IDEAL LAP TIME : 1:10.127		BEST LAP TIME : 1:10.127		DIFFERENCE : 0.000		
LAP	SECTOR 1	SECTOR 2	LAP TIME	MPH	DIFF	TIME OF DAY
1 -	51.568	31.364	1:22.932	52.43	12.805	10:31:22.035
2 -	45.849	29.933	1:15.782	57.38	5.655	10:32:37.817
3 -	43.186	28.730	1:11.916	60.46	1.789	10:33:49.733
4 -	44.125	29.770	1:13.895	58.84	3.768	10:35:03.628
5 -	44.345	28.764	1:13.109	59.48	2.982	10:36:16.737
6 -	43.484	28.176	1:11.660	60.68	1.533	10:37:28.397
7 -	42.367	27.760	1:10.127 (1)	62.01		10:38:38.524
8 -	42.757	28.886	1:11.643	60.69	1.516	10:39:50.167
9 -	43.302	27.826	1:11.128 (3)	61.13	1.001	10:41:01.295
10 -	42.934	27.948	1:10.882 (2)	61.34	0.755	10:42:12.177

P29 48 R Paul CANHAM			MZ -			
IDEAL LAP TIME : 1:10.957		BEST LAP TIME : 1:10.957		DIFFERENCE : 0.000		
LAP	SECTOR 1	SECTOR 2	LAP TIME	MPH	DIFF	TIME OF DAY
1 -	51.574	29.382	1:20.956	53.71	9.999	10:31:18.767
2 -	45.464	29.798	1:15.262	57.77	4.305	10:32:34.029
3 -	45.119	28.797	1:13.916	58.83	2.959	10:33:47.945
4 -	43.758	29.277	1:13.035	59.54	2.078	10:35:00.980
5 -	43.639	28.477	1:12.116	60.30	1.159	10:36:13.096
6 -	43.831	28.155	1:11.986	60.40	1.029	10:37:25.082
7 -	43.212	28.328	1:11.540 (2)	60.78	0.583	10:38:36.622
8 -	43.860	28.181	1:12.041	60.36	1.084	10:39:48.663
9 -	43.586	28.228	1:11.814 (3)	60.55	0.857	10:41:00.477
10 -	42.952	28.005	1:10.957 (1)	61.28		10:42:11.434

P30 53 R Stephen HAMER			MZ -			
IDEAL LAP TIME : 1:11.467		BEST LAP TIME : 1:11.467		DIFFERENCE : 0.000		
LAP	SECTOR 1	SECTOR 2	LAP TIME	MPH	DIFF	TIME OF DAY

Weather / Track : Cloudy / Dry

Brands Hatch Indy
Circuit Length = 1.2079 miles
Start: 10:28 Flag 10:41 End: 10:43

BMCRC - MRO Championships 2015 - Rnd 1 @ Brands Hatch Indy

Freshdrop BMZRC 250 MZ

PRACTICE - SECTOR ANALYSIS

SECTOR 1 = FL to I1, SECTOR 2 = I1 to I2, SECTOR 3 = I2 to FL, DIFF = Difference To Personal Best Lap

1 -	51.782	29.696	1:21.478	53.37	10.011	10:31:19.981
2 -	46.579	29.459	1:16.038	57.18	4.571	10:32:36.019
3 -	44.174	28.466	1:12.640 (2)	59.86	1.173	10:33:48.659
4 -	44.739	29.018	1:13.757	58.95	2.290	10:35:02.416
5 -	45.226	28.694	1:13.920	58.82	2.453	10:36:16.336
6 -	43.556	27.911	1:11.467 (1)	60.84		10:37:27.803
7 -	44.688	28.431	1:13.119 (3)	59.47	1.652	10:38:40.922
8 -	44.873	28.489	1:13.362	59.27	1.895	10:39:54.284
9 -	47.501	28.515	1:16.016	57.20	4.549	10:41:10.300
10 -	44.683	29.224	1:13.907	58.83	2.440	10:42:24.207

P31 93 Graham TOWLER			MZ -			
IDEAL LAP TIME : 1:12.001		BEST LAP TIME : 1:12.001		DIFFERENCE : 0.000		
LAP	SECTOR 1	SECTOR 2	LAP TIME	MPH	DIFF	TIME OF DAY
1 -	52.990	32.017	1:25.007	51.15	13.006	10:31:21.510
2 -	48.800	31.073	1:19.873	54.44	7.872	10:32:41.383
3 -	46.629	29.967	1:16.596	56.77	4.595	10:33:57.979
4 -	44.637	29.501	1:14.138 (3)	58.65	2.137	10:35:12.117
5 -	44.120	28.889	1:13.009 (2)	59.56	1.008	10:36:25.126
6 -	44.822	29.732	1:14.554	58.32	2.553	10:37:39.680
7 -	43.184	28.817	1:12.001 (1)	60.39		10:38:51.681
8 -	45.481	29.587	1:15.068	57.92	3.067	10:40:06.749

P32 46 Mike DEVALL			MZ -			
IDEAL LAP TIME : 1:10.670		BEST LAP TIME : 1:13.218		DIFFERENCE : 2.548		
LAP	SECTOR 1	SECTOR 2	LAP TIME	MPH	DIFF	TIME OF DAY
1 -	44.790	28.428	1:13.218 (1)	59.39		10:31:00.324
2 -	42.242		1:50.366 P	39.40	37.148	10:32:50.690

P33 88 R Phoebe STOCKFORD			MZ -			
IDEAL LAP TIME : 1:13.085		BEST LAP TIME : 1:13.382		DIFFERENCE : 0.297		
LAP	SECTOR 1	SECTOR 2	LAP TIME	MPH	DIFF	TIME OF DAY
1 -	55.553	32.009	1:27.562	49.66	14.180	10:31:24.939
2 -	49.348	29.520	1:18.868	55.13	5.486	10:32:43.807
3 -	47.120	30.034	1:17.154	56.36	3.772	10:34:00.961
4 -	45.887	28.583	1:14.470	58.39	1.088	10:35:15.431
5 -	47.113	28.903	1:16.016	57.20	2.634	10:36:31.447
6 -	44.596	29.350	1:13.946 (3)	58.80	0.564	10:37:45.393
7 -	44.893	28.489	1:13.382 (1)	59.25		10:38:58.775
8 -	45.107	28.667	1:13.774 (2)	58.94	0.392	10:40:12.549
9 -	47.288	29.022	1:16.310	56.98	2.928	10:41:28.859
10 -	45.511	28.596	1:14.107	58.68	0.725	10:42:42.966

P34 51 R Duane SUTCH			MZ -			
IDEAL LAP TIME :		BEST LAP TIME : 1:13.627		DIFFERENCE :		
LAP	SECTOR 1	SECTOR 2	LAP TIME	MPH	DIFF	TIME OF DAY
1 -			1:20.963	53.71	7.336	10:31:24.175
2 -			1:16.674	56.71	3.047	10:32:40.849
3 -			1:17.794	55.89	4.167	10:33:58.643
4 -			1:15.969 (2)	57.24	2.342	10:35:14.612
5 -			1:16.392 (3)	56.92	2.765	10:36:31.004
6 -			2:27.406	29.50	1:13.779	10:38:58.410
7 -			1:13.627 (1)	59.06		10:40:12.037
8 -			2:30.633	28.86	1:17.006	10:42:42.670

Weather / Track : Cloudy / Dry

Brands Hatch Indy
Circuit Length = 1.2079 miles
Start: 10:28 Flag 10:41 End: 10:43

BMCRC - MRO Championships 2015 - Rnd 1 @ Brands Hatch Indy

Freshdrop BMZRC 250 MZ

PRACTICE - BEST SECTORS

SECTOR 1			SECTOR 2			IDEAL / BEST COMPARISON						
POS	NO	NAME	TIME	NO	NAME	TIME	POS	NO	NAME	IDEAL	BEST	DIFF
									PERFECT LAP	58.673		
1	75	WOODALL	35.199	75	WOODALL	23.474	1	75	WOODALL	58.673	59.254	0.581
2	82	TAYLOR	35.245	82	TAYLOR	23.568	2	82	TAYLOR	58.813	59.067	0.254
3	36	BALDRY	35.988	95	ROGERS	24.204	3	36	BALDRY	1:00.205	1:00.632	0.427
4	95	ROGERS	36.398	36	BALDRY	24.217	4	95	ROGERS	1:00.602	1:00.731	0.129
5	33	WRIGHT	36.685	22	FINCH	24.447	5	22	FINCH	1:01.522	1:01.691	0.169
6	96	KENT	37.037	2	HARDY	24.532	6	33	WRIGHT	1:01.547	1:01.575	0.028
7	8	MANNERING	37.048	8	MANNERING	24.646	7	96	KENT	1:01.685	1:02.051	0.366
8	22	FINCH	37.075	96	KENT	24.648	8	8	MANNERING	1:01.694	1:01.880	0.186
9	2	HARDY	37.399	18	GREEN	24.672	9	2	HARDY	1:01.931	1:02.183	0.252
10	18	GREEN	37.561	5	SAMETT	24.742	10	18	GREEN	1:02.233	1:02.494	0.261
11	5	SAMETT	37.574	85	WALES	24.842	11	5	SAMETT	1:02.316	1:02.355	0.039
12	85	WALES	37.582	33	WRIGHT	24.862	12	85	WALES	1:02.424	1:02.470	0.046
13	9	HOWLETT	38.719	31	BIGNELL	25.259	13	9	HOWLETT	1:04.241	1:04.261	0.020
14	65	BREESE	38.786	9	HOWLETT	25.522	14	31	BIGNELL	1:04.752	1:04.939	0.187
15	41	WILLIAMS	39.016	11	SLAUGHTER	26.106	15	65	BREESE	1:04.933	1:04.933	0.000
16	72	COX	39.298	65	BREESE	26.147	16	41	WILLIAMS	1:05.204	1:05.833	0.629
17	11	SLAUGHTER	39.411	41	WILLIAMS	26.188	17	11	SLAUGHTER	1:05.517	1:06.029	0.512
18	20	WATSON	39.462	20	WATSON	26.213	18	72	COX	1:05.562	1:05.562	0.000
19	31	BIGNELL	39.493	62	BETTRIDGE	26.229	19	20	WATSON	1:05.675	1:05.979	0.304
20	27	BUTTERS	39.641	72	COX	26.264	20	62	BETTRIDGE	1:06.411	1:06.411	0.000
21	62	BETTRIDGE	40.182	125	MILES	26.296	21	27	BUTTERS	1:06.437	1:07.051	0.614
22	125	MILES	40.543	27	BUTTERS	26.796	22	125	MILES	1:06.839	1:06.839	0.000
23	3	MAUD	40.760	44	DESSOY	26.917	23	47	FAYERS	1:07.860	1:08.351	0.491
24	47	FAYERS	40.865	47	FAYERS	26.995	24	44	DESSOY	1:08.314	1:08.769	0.455
25	55	ARGO	41.265	3	MAUD	27.596	25	3	MAUD	1:08.356	1:08.889	0.533
26	44	DESSOY	41.397	55	ARGO	27.732	26	55	ARGO	1:08.997	1:09.666	0.669
27	46	DEVALL	42.242	30	HOWELL	27.760	27	30	HOWELL	1:10.127	1:10.127	0.000
28	30	HOWELL	42.367	53	HAMER	27.911	28	46	DEVALL	1:10.670	1:13.218	2.548
29	48	CANHAM	42.952	48	CANHAM	28.005	29	48	CANHAM	1:10.957	1:10.957	0.000
30	93	TOWLER	43.184	46	DEVALL	28.428	30	53	HAMER	1:11.467	1:11.467	0.000
31	53	HAMER	43.556	88	STOCKFORD	28.489	31	93	TOWLER	1:12.001	1:12.001	0.000
32	88	STOCKFORD	44.596	93	TOWLER	28.817	32	88	STOCKFORD	1:13.085	1:13.382	0.297
33							33	43	BARFORD		1:10.073	
34							34	51	SUTCH		1:13.627	
35												

Weather / Track : Cloudy / Dry

Results can be found at www.tsl-timing.com

Brands Hatch Indy
Circuit Length = 1.2079 miles
Start: 10:28 Flag 10:41 End: 10:43

Printed - 10:43 Saturday, 28 March 2015

BMCRC - MRO Championships 2015 - Rnd 1 @ Brands Hatch Indy

Freshdrop BMZRC 250 MZ

RACE 7 - CLASSIFICATION

POS	NO	CL	PIC NAME	ENTRY	LAPS	TIME	GAP	DIFF	MPH	BEST	ON
1	82		1 Mark TAYLOR	MZ - B K NOLTE contracts limited	12	11:57.531			72.72	58.907	5
2	75		2 Peter WOODALL	MZ - Core Projects Ltd	12	11:57.740	0.209	0.209	72.70	58.200	11
3	95		3 Christopher ROGERS	MZ -	12	12:08.502	10.971	10.762	71.63	59.658	7
4	36		4 Joe BALDRY	MZ -	12	12:14.104	16.573	5.602	71.08	59.690	11
5	96		5 Christopher KENT	MZ -	12	12:14.138	16.607	0.034	71.08	59.462	9
6	85		6 Andrew WALES	MZ - Illuminated Design Ltd	12	12:15.239	17.708	1.101	70.97	59.376	11
7	8		7 Peter MANNERING	MZ - MBC despatch	12	12:25.924	28.393	10.685	69.95	1:00.990	5
8	33		8 Greg WRIGHT	MZ - Neos-IT	12	12:26.431	28.900	0.507	69.91	1:00.863	3
9	22		9 Simon FINCH	MZ - The Bayard Partnership/A.S.K Plumbing	12	12:30.903	33.372	4.472	69.49	1:01.324	2
10	2		10 Lee HARDY	MZ - Amy & Eric Hardy	12	12:31.861	34.330	0.958	69.40	1:00.992	12
11	5		11 Garry SAMETT	MZ - smallmouse	12	12:33.268	35.737	1.407	69.27	1:00.765	9
12	18		12 Barry GREEN	MZ -	12	12:35.500	37.969	2.232	69.07	1:01.644	6
13	58		13 Des DAVIES	MZ - Lozz & Soss	12	12:45.952	48.421	10.452	68.12	1:02.163	12
14	41		14 Gary WILLIAMS	MZ -	12	12:46.812	49.281	0.860	68.05	1:02.124	10
15	31		15 David BIGNELL	MZ -	12	12:57.023	59.492	10.211	67.15	1:03.270	10
16	9		16 Gary HOWLETT	MZ - HS Racing	12	12:57.266	59.735	0.243	67.13	1:03.238	10
17	11		17 Ian SLAUGHTER	MZ -	12	13:02.835	1:05.304	5.569	66.65	1:03.617	11
18	62	R	1 Nicholas BETTRIDGE	MZ -	11	12:14.803	1 Lap	1 Lap	65.09	1:03.554	9
19	3		18 Max MAUD	MZ -	11	12:19.230	1 Lap	4.427	64.70	1:04.636	7
20	65	R	2 Konrad BREESE	MZ - @breese2you	11	12:19.827	1 Lap	0.597	64.65	1:04.719	9
21	20	R	3 Christopher WATSON	MZ - Expert Locksmiths	11	12:28.117	1 Lap	8.290	63.93	1:05.732	10
22	46		19 Mike DEVAL	MZ -	11	12:28.633	1 Lap	0.516	63.89	1:05.532	10
23	44	R	4 Robert DESSOY	MZ -	11	12:30.599	1 Lap	1.966	63.72	1:05.404	11
24	48	R	5 Paul CANHAM	MZ -	11	12:45.508	1 Lap	14.909	62.48	1:07.295	10
25	43		20 Daniel BARFORD	MZ -	11	12:48.468	1 Lap	2.960	62.24	1:08.075	10
26	27	R	6 Andrew BUTTERS	MZ -	11	12:54.274	1 Lap	5.806	61.77	1:09.061	9
27	30		21 Malcolm HOWELL	MZ -	10	12:00.294	2 Laps	1 Lap	60.37	1:09.411	4
28	55	R	7 Archy ARGO	MZ - BC Racing	10	12:03.189	2 Laps	2.895	60.13	1:10.104	10
29	88	R	8 Phoebe STOCKFORD	MZ -	10	12:15.848	2 Laps	12.659	59.09	1:09.816	9
30	51	R	9 Duane SUTCH	MZ -	10	12:18.734	2 Laps	2.886	58.86	1:11.203	8
31	93		22 Graham TOWLER	MZ -	10	12:44.254	2 Laps	25.520	56.89	1:12.128	9

NOT CLASSIFIED

DNF	53	R	Stephen HAMER	MZ -	0
DNF	47		Richard FAYERS	MZ -	0

FASTEST LAP

75			Peter WOODALL	MZ - Core Projects Ltd	11	58.200	74.71 mph	120.24 kph
62	R		Nicholas BETTRIDGE	MZ -	9	1:03.554	68.42 mph	110.11 kph

Class - 90% of Race Speed = 65.44 mph
Class R - 90% of Race Speed = 58.58 mph

Weather / Track : Cloudy / Dry

These results are provisional until the conclusion of any judicial and technical matters.

Brands Hatch Indy

Circuit Length = 1.2079 miles

Start: 14:42 Flag 14:54 End: 14:55

Clerk Of Course :	Timekeeper :
-------------------	--------------

Results can be found at www.tsl-timing.com

Printed - 14:59 Saturday, 28 March 2015



BMCRC - MRO Championships 2015 - Rnd 1 @ Brands Hatch Indy

Freshdrop BMZRC 250 MZ

RACE 7 - LAP CHART

LAP 1 @ 14:43:08.171		
NO	BEHIND	LAP TIME

82		1:04.437
75	0.636	1:05.073
95	1.440	1:05.877
85	2.472	1:06.909
36	2.729	1:07.166
8	3.127	1:07.564
22	3.915	1:08.352
18	5.007	1:09.444
5	5.231	1:09.668
41	6.221	1:10.658
11	6.891	1:11.328
33	7.429	1:11.866
96	7.499	1:11.936
58	8.110	1:12.547
2	8.335	1:12.772
31	8.689	1:13.126
9	9.178	1:13.615
20	10.371	1:14.808
27	10.702	1:15.139
43	12.009	1:16.446
3	12.187	1:16.624
46	13.185	1:17.622
48	14.998	1:19.435
62	15.640	1:20.077
30	16.269	1:20.706
44	16.652	1:21.089
65	17.795	1:22.232
51	19.558	1:23.995
88	20.850	1:25.287
55	22.087	1:26.524
93	27.726	1:32.163

27	44.280	1:11.434
48	46.278	1:09.319
30	50.661	1:09.411
55	58.253	1:10.484

46	54.315	1:07.166
20	54.444	1:06.662
44	58.502	1:06.809

LAP 9 @ 14:51:03.569		
NO	BEHIND	LAP TIME

LAP 3 @ 14:45:07.365		
NO	BEHIND	LAP TIME

LAP 5 @ 14:47:05.527		
NO	BEHIND	LAP TIME

LAP 7 @ 14:49:04.761		
NO	BEHIND	LAP TIME

82		59.142
75	1.663	1:00.333
62	1 Lap	1:06.159
65	1 Lap	1:05.367
3	1 Lap	1:05.128
95	6.619	1:00.027
93	2 Laps	1:16.031
20	1 Lap	1:06.934
46	1 Lap	1:07.246
96	12.416	59.462
44	1 Lap	1:06.181
36	12.766	1:00.620
85	14.399	1:00.188
8	21.563	1:01.992
33	22.052	1:01.580
43	1 Lap	1:09.056
48	1 Lap	1:08.019
22	23.423	1:01.769
27	1 Lap	1:10.309
2	27.798	1:01.429
5	27.913	1:00.765
18	27.976	1:01.666
58	39.127	1:03.048
30	1 Lap	1:10.984
41	39.947	1:03.079
55	1 Lap	1:10.401
31	45.881	1:03.700
9	46.603	1:04.530
11	46.813	1:03.838
51	1 Lap	1:11.203
88	1 Lap	1:10.348

LAP 2 @ 14:44:07.592		
NO	BEHIND	LAP TIME

LAP 4 @ 14:46:06.497		
NO	BEHIND	LAP TIME

LAP 6 @ 14:48:04.535		
NO	BEHIND	LAP TIME

LAP 8 @ 14:50:04.427		
NO	BEHIND	LAP TIME

LAP 10 @ 14:52:02.624		
NO	BEHIND	LAP TIME

82		59.421
75	0.499	59.284
95	1.853	59.834
85	3.996	1:00.945
36	4.523	1:01.215
8	5.266	1:01.560
22	5.818	1:01.324
18	8.398	1:02.812
96	8.671	1:00.593
5	9.879	1:04.069
33	10.032	1:02.024
41	10.741	1:03.941
2	11.650	1:02.736
11	11.982	1:04.512
58	12.450	1:03.761
31	13.672	1:04.404
9	14.168	1:04.411
20	19.937	1:08.987
27	21.195	1:09.914
46	21.592	1:07.828
43	22.094	1:09.506
62	24.319	1:08.100
3	24.397	1:11.631
65	25.492	1:07.118
48	26.266	1:10.689
44	26.458	1:09.227
30	30.016	1:13.168
51	32.157	1:12.020

75		59.132
93	1 Lap	1:14.822
82	0.123	59.131
95	3.340	1:00.321
85	6.779	1:00.825
36	6.901	1:00.593
8	9.939	1:01.814
22	10.377	1:01.867
96	10.492	1:00.374
33	13.451	1:01.461
18	13.847	1:02.336
5	15.280	1:02.076
2	17.283	1:02.731
41	18.035	1:03.320
58	20.354	1:03.015
11	22.771	1:04.365
9	23.111	1:04.356
31	23.301	1:04.135
46	37.741	1:07.359
62	38.409	1:05.838
20	38.694	1:08.390
65	39.240	1:05.760
3	39.358	1:06.296
44	42.463	1:07.857
43	42.546	1:09.646

82		59.008
75	0.555	59.051
30	1 Lap	1:11.014
95	6.018	1:00.703
36	9.722	1:00.655
85	10.675	1:01.116
55	1 Lap	1:10.528
96	12.176	1:00.051
8	15.058	1:02.167
22	16.728	1:02.729
33	17.603	1:01.069
51	1 Lap	1:15.148
88	1 Lap	1:14.755
18	19.763	1:01.644
5	21.046	1:01.624
2	21.857	1:01.018
41	27.296	1:03.441
58	27.543	1:02.750
9	33.106	1:04.003
11	33.225	1:04.292
31	34.220	1:05.024
93	1 Lap	1:14.456
62	50.627	1:04.984
65	52.049	1:05.057
3	53.239	1:05.400

82		59.666
75	0.472	59.947
46	1 Lap	1:06.808
20	1 Lap	1:06.932
44	1 Lap	1:06.979
95	5.734	59.950
36	11.288	1:01.192
96	12.096	59.680
43	1 Lap	1:09.480
85	13.353	1:01.860
48	1 Lap	1:09.011
27	1 Lap	1:09.659
8	18.713	1:01.337
33	19.614	1:00.877
22	20.796	1:01.546
18	25.452	1:03.015
2	25.511	1:01.327
5	26.290	1:02.761
30	1 Lap	1:11.437
55	1 Lap	1:10.429
58	35.221	1:04.457
41	36.010	1:04.457
9	41.215	1:04.228
31	41.323	1:03.520
51	1 Lap	1:11.468
11	42.117	1:04.165
88	1 Lap	1:12.660

82		59.055
75	1.351	58.743
62	1 Lap	1:03.554
95	7.472	59.908
65	1 Lap	1:04.719
3	1 Lap	1:04.969
96	14.342	1:00.981
36	14.741	1:01.030
85	15.903	1:00.559
20	1 Lap	1:06.612
46	1 Lap	1:08.072
44	1 Lap	1:06.373
93	2 Laps	1:12.700
8	23.826	1:01.318
33	24.392	1:01.395
22	26.552	1:02.184
2	30.893	1:02.150
18	31.676	1:02.755
5	31.756	1:02.898
48	1 Lap	1:07.879
43	1 Lap	1:09.388
27	1 Lap	1:09.061
58	42.344	1:02.272
41	43.016	1:02.124
31	50.096	1:03.270
9	50.786	1:03.238
30	1 Lap	1:10.664
11	51.898	1:04.140

Brands Hatch Indy
 Circuit Length = 1.2079 miles
 Start: 14:42 Flag 14:54 End: 14:55

Weather / Track : Cloudy / Dry

BMCRC - MRO Championships 2015 - Rnd 1 @ Brands Hatch Indy

Freshdrop BMZRC 250 MZ

RACE 7 - LAP CHART

55 1 Lap 1:10.374 31 59.492 1:04.241
9 59.735 1:04.161
11 1:05.304 1:08.430

LAP 11 @ 14:53:02.069

NO	BEHIND	LAP TIME
82		59.445
75	0.106	58.200
88	2 Laps	1:09.816
51	2 Laps	1:12.657
95	8.468	1:00.441
62	1 Lap	1:03.565
96	14.874	59.977
36	14.986	59.690
3	1 Lap	1:04.936
85	15.834	59.376
65	1 Lap	1:06.986
20	1 Lap	1:05.732
46	1 Lap	1:05.532
8	26.196	1:01.815
33	26.698	1:01.751
44	1 Lap	1:06.359
22	28.949	1:01.842
2	32.534	1:01.086
93	2 Laps	1:12.128
5	33.509	1:01.198
18	34.515	1:02.284
48	1 Lap	1:07.295
43	1 Lap	1:08.075
58	45.454	1:02.555
41	46.346	1:02.775
27	1 Lap	1:09.777
31	54.447	1:03.796
9	54.770	1:03.429
11	56.070	1:03.617

LAP 12 @ 14:54:01.265

NO	BEHIND	LAP TIME
82		59.196
75	0.209	59.299
30	2 Laps	1:10.319
55	2 Laps	1:10.104
95	10.971	1:01.699
36	16.573	1:00.783
96	16.607	1:00.929
62	1 Lap	1:05.601
85	17.708	1:01.070
88	2 Laps	1:11.735
51	2 Laps	1:12.485
3	1 Lap	1:05.521
65	1 Lap	1:05.113
8	28.393	1:01.393
33	28.900	1:01.398
20	1 Lap	1:06.662
46	1 Lap	1:05.859
44	1 Lap	1:05.404
22	33.372	1:03.619
2	34.330	1:00.992
5	35.737	1:01.424
18	37.969	1:02.650
93	2 Laps	1:12.522
48	1 Lap	1:07.385
58	48.421	1:02.163
41	49.281	1:02.131
43	1 Lap	1:08.818
27	1 Lap	1:09.405

Weather / Track : Cloudy / Dry

Brands Hatch Indy
Circuit Length = 1.2079 miles
Start: 14:42 Flag 14:54 End: 14:55

BMCRC - MRO Championships 2015 - Rnd 1 @ Brands Hatch Indy

Freshdrop BMZRC 250 MZ

RACE 7 - SECTOR ANALYSIS

SECTOR 1 = FL to I1, SECTOR 2 = I1 to I2, SECTOR 3 = I2 to FL, DIFF = Difference To Personal Best Lap

P1 82		Mark TAYLOR		MZ - B K NOLTE contracts limited		
IDEAL LAP TIME : 58.553		BEST LAP TIME : 58.907		DIFFERENCE : 0.354		
LAP	SECTOR 1	SECTOR 2	LAP TIME	MPH	DIFF	TIME OF DAY
1 -		23.845	1:04.437	67.48	5.530	14:43:08.171
2 -	35.643	23.778	59.421	73.18	0.514	14:44:07.592
3 -	35.755	24.142	59.897	72.60	0.990	14:45:07.489
4 -	35.439	23.692	59.131	73.54	0.224	14:46:06.620
5 -	35.200	23.707	58.907 (1)	73.82		14:47:05.527
6 -	35.140	23.868	59.008 (2)	73.69	0.101	14:48:04.535
7 -	36.028	24.198	1:00.226	72.20	1.319	14:49:04.761
8 -	35.581	24.085	59.666	72.88	0.759	14:50:04.427
9 -	35.371	23.771	59.142	73.52	0.235	14:51:03.569
10 -	35.381	23.674	59.055 (3)	73.63	0.148	14:52:02.624
11 -	36.032	23.413	59.445	73.15	0.538	14:53:02.069
12 -	35.199	23.997	59.196	73.46	0.289	14:54:01.265

P2 75		Peter WOODALL		MZ - Core Projects Ltd		
IDEAL LAP TIME : 58.200		BEST LAP TIME : 58.200		DIFFERENCE : 0.000		
LAP	SECTOR 1	SECTOR 2	LAP TIME	MPH	DIFF	TIME OF DAY
1 -		23.540	1:05.073	66.82	6.873	14:43:08.807
2 -	35.548	23.736	59.284	73.35	1.084	14:44:08.091
3 -	35.489	23.785	59.274	73.36	1.074	14:45:07.365
4 -	35.438	23.694	59.132	73.54	0.932	14:46:06.497
5 -	35.370	24.172	59.542	73.03	1.342	14:47:06.039
6 -	35.371	23.680	59.051 (3)	73.64	0.851	14:48:05.090
7 -	36.010	23.852	59.862	72.64	1.662	14:49:04.952
8 -	35.517	24.430	59.947	72.54	1.747	14:50:04.899
9 -	35.288	25.045	1:00.333	72.07	2.133	14:51:05.232
10 -	35.261	23.482	58.743 (2)	74.02	0.543	14:52:03.975
11 -	35.002	23.198	58.200 (1)	74.71		14:53:02.175
12 -	35.394	23.905	59.299	73.33	1.099	14:54:01.474

P3 95		Christopher ROGERS		MZ -		
IDEAL LAP TIME : 59.424		BEST LAP TIME : 59.658		DIFFERENCE : 0.234		
LAP	SECTOR 1	SECTOR 2	LAP TIME	MPH	DIFF	TIME OF DAY
1 -		23.806	1:05.877	66.01	6.219	14:43:09.611
2 -	35.709	24.125	59.834 (2)	72.67	0.176	14:44:09.445
3 -	35.816	24.255	1:00.071	72.39	0.413	14:45:09.516
4 -	36.087	24.234	1:00.321	72.09	0.663	14:46:09.837
5 -	35.896	24.117	1:00.013	72.46	0.355	14:47:09.850
6 -	36.566	24.137	1:00.703	71.63	1.045	14:48:10.553
7 -	35.677	23.981	59.658 (1)	72.89		14:49:10.211
8 -	35.953	23.997	59.950	72.53	0.292	14:50:10.161
9 -	35.823	24.204	1:00.027	72.44	0.369	14:51:10.188
10 -	35.618	24.290	59.908 (3)	72.58	0.250	14:52:10.096
11 -	36.174	24.267	1:00.441	71.94	0.783	14:53:10.537
12 -	36.630	25.069	1:01.699	70.48	2.041	14:54:12.236

P4 36		Joe BALDRY		MZ -		
IDEAL LAP TIME : 59.490		BEST LAP TIME : 59.690		DIFFERENCE : 0.200		
LAP	SECTOR 1	SECTOR 2	LAP TIME	MPH	DIFF	TIME OF DAY
1 -		24.262	1:07.166	64.74	7.476	14:43:10.900
2 -	36.691	24.524	1:01.215	71.03	1.525	14:44:12.115
3 -	36.470	24.220	1:00.690	71.65	1.000	14:45:12.805
4 -	36.345	24.248	1:00.593	71.76	0.903	14:46:13.398
5 -	36.124	24.080	1:00.204 (2)	72.23	0.514	14:47:13.602
6 -	36.526	24.129	1:00.655	71.69	0.965	14:48:14.257
7 -	36.069	24.197	1:00.266 (3)	72.15	0.576	14:49:14.523
8 -	36.836	24.356	1:01.192	71.06	1.502	14:50:15.715
9 -	36.177	24.443	1:00.620	71.73	0.930	14:51:16.335

Weather / Track : Cloudy / Dry

Brands Hatch Indy
Circuit Length = 1.2079 miles
Start: 14:42 Flag 14:54 End: 14:55

BMCRC - MRO Championships 2015 - Rnd 1 @ Brands Hatch Indy

Freshdrop BMZRC 250 MZ

RACE 7 - SECTOR ANALYSIS

SECTOR 1 = FL to I1, SECTOR 2 = I1 to I2, SECTOR 3 = I2 to FL, DIFF = Difference To Personal Best Lap

10 -	37.018	24.012	1:01.030	71.25	1.340	14:52:17.365
11 -	35.478	24.212	59.690 (1)	72.85		14:53:17.055
12 -	36.378	24.405	1:00.783	71.54	1.093	14:54:17.838

P5	96	Christopher KENT	MZ -
IDEAL LAP TIME : 59.287		BEST LAP TIME : 59.462	DIFFERENCE : 0.175

LAP	SECTOR 1	SECTOR 2	LAP TIME	MPH	DIFF	TIME OF DAY
1 -		24.826	1:11.936	60.45	12.474	14:43:15.670
2 -	36.383	24.210	1:00.593	71.76	1.131	14:44:16.263
3 -	36.250	24.102	1:00.352	72.05	0.890	14:45:16.615
4 -	36.246	24.128	1:00.374	72.02	0.912	14:46:16.989
5 -	35.687	23.984	59.671 (2)	72.87	0.209	14:47:16.660
6 -	36.131	23.920	1:00.051	72.41	0.589	14:48:16.711
7 -	36.209	23.923	1:00.132	72.31	0.670	14:49:16.843
8 -	35.585	24.095	59.680 (3)	72.86	0.218	14:50:16.523
9 -	35.367	24.095	59.462 (1)	73.13		14:51:15.985
10 -	36.837	24.144	1:00.981	71.31	1.519	14:52:16.966
11 -	35.515	24.462	59.977	72.50	0.515	14:53:16.943
12 -	35.881	25.048	1:00.929	71.37	1.467	14:54:17.872

P6	85	Andrew WALES	MZ - Illuminated Design Ltd
IDEAL LAP TIME : 59.376		BEST LAP TIME : 59.376	DIFFERENCE : 0.000

LAP	SECTOR 1	SECTOR 2	LAP TIME	MPH	DIFF	TIME OF DAY
1 -		24.158	1:06.909	64.99	7.533	14:43:10.643
2 -	36.779	24.166	1:00.945	71.35	1.569	14:44:11.588
3 -	36.694	24.169	1:00.863	71.44	1.487	14:45:12.451
4 -	36.609	24.216	1:00.825	71.49	1.449	14:46:13.276
5 -	36.811	24.007	1:00.818	71.50	1.442	14:47:14.094
6 -	37.156	23.960	1:01.116	71.15	1.740	14:48:15.210
7 -	36.239	24.471	1:00.710	71.62	1.334	14:49:15.920
8 -	36.477	25.383	1:01.860	70.29	2.484	14:50:17.780
9 -	36.190	23.998	1:00.188 (2)	72.25	0.812	14:51:17.968
10 -	36.232	24.327	1:00.559 (3)	71.80	1.183	14:52:18.527
11 -	35.686	23.690	59.376 (1)	73.23		14:53:17.903
12 -	36.517	24.553	1:01.070	71.20	1.694	14:54:18.973

P7	8	Peter MANNERING	MZ - MBC despatch
IDEAL LAP TIME : 1:00.911		BEST LAP TIME : 1:00.990	DIFFERENCE : 0.079

LAP	SECTOR 1	SECTOR 2	LAP TIME	MPH	DIFF	TIME OF DAY
1 -		24.448	1:07.564	64.36	6.574	14:43:11.298
2 -	36.642	24.918	1:01.560	70.64	0.570	14:44:12.858
3 -	36.868	24.896	1:01.764	70.40	0.774	14:45:14.622
4 -	36.910	24.904	1:01.814	70.34	0.824	14:46:16.436
5 -	36.679	24.311	1:00.990 (1)	71.30		14:47:17.426
6 -	36.779	25.388	1:02.167	69.95	1.177	14:48:19.593
7 -	37.313	24.897	1:02.210	69.90	1.220	14:49:21.803
8 -	36.691	24.646	1:01.337 (3)	70.89	0.347	14:50:23.140
9 -	36.757	25.235	1:01.992	70.14	1.002	14:51:25.132
10 -	36.600	24.718	1:01.318 (2)	70.91	0.328	14:52:26.450
11 -	36.693	25.122	1:01.815	70.34	0.825	14:53:28.265
12 -	36.652	24.741	1:01.393	70.83	0.403	14:54:29.658

P8	33	Greg WRIGHT	MZ - Neos-IT
IDEAL LAP TIME : 1:00.592		BEST LAP TIME : 1:00.863	DIFFERENCE : 0.271

LAP	SECTOR 1	SECTOR 2	LAP TIME	MPH	DIFF	TIME OF DAY
1 -		24.740	1:11.866	60.50	11.003	14:43:15.600
2 -	37.171	24.853	1:02.024	70.11	1.161	14:44:17.624
3 -	36.193	24.670	1:00.863 (1)	71.44		14:45:18.487
4 -	36.643	24.818	1:01.461	70.75	0.598	14:46:19.948
5 -	36.416	24.705	1:01.121	71.14	0.258	14:47:21.069

Weather / Track : Cloudy / Dry

Brands Hatch Indy
Circuit Length = 1.2079 miles
Start: 14:42 Flag 14:54 End: 14:55

BMCRC - MRO Championships 2015 - Rnd 1 @ Brands Hatch Indy

Freshdrop BMZRC 250 MZ

RACE 7 - SECTOR ANALYSIS

SECTOR 1 = FL to I1, SECTOR 2 = I1 to I2, SECTOR 3 = I2 to FL, DIFF = Difference To Personal Best Lap

6 -	36.513	24.556	1:01.069	71.20	0.206	14:48:22.138
7 -	36.222	24.804	1:01.026 (3)	71.25	0.163	14:49:23.164
8 -	36.478	24.399	1:00.877 (2)	71.43	0.014	14:50:24.041
9 -	37.070	24.510	1:01.580	70.61	0.717	14:51:25.621
10 -	36.491	24.904	1:01.395	70.82	0.532	14:52:27.016
11 -	36.342	25.409	1:01.751	70.42	0.888	14:53:28.767
12 -	36.680	24.718	1:01.398	70.82	0.535	14:54:30.165

P9 22 Simon FINCH			MZ - The Bayard Partnership/A.S.K Plumbing			
IDEAL LAP TIME : 1:00.997		BEST LAP TIME : 1:01.324		DIFFERENCE : 0.327		
LAP	SECTOR 1	SECTOR 2	LAP TIME	MPH	DIFF	TIME OF DAY
1 -		24.705	1:08.352	63.62	7.028	14:43:12.086
2 -	36.839	24.485	1:01.324 (1)	70.91		14:44:13.410
3 -	36.512	25.085	1:01.597 (3)	70.59	0.273	14:45:15.007
4 -	36.781	25.086	1:01.867	70.28	0.543	14:46:16.874
5 -	37.159	24.501	1:01.660	70.52	0.336	14:47:18.534
6 -	37.285	25.444	1:02.729	69.32	1.405	14:48:21.263
7 -	37.534	24.880	1:02.414	69.67	1.090	14:49:23.677
8 -	36.945	24.601	1:01.546 (2)	70.65	0.222	14:50:25.223
9 -	36.996	24.773	1:01.769	70.40	0.445	14:51:26.992
10 -	37.327	24.857	1:02.184	69.93	0.860	14:52:29.176
11 -	37.057	24.785	1:01.842	70.31	0.518	14:53:31.018
12 -	38.610	25.009	1:03.619	68.35	2.295	14:54:34.637

P10 2 Lee HARDY			MZ - Amy & Eric Hardy			
IDEAL LAP TIME : 1:00.417		BEST LAP TIME : 1:00.992		DIFFERENCE : 0.575		
LAP	SECTOR 1	SECTOR 2	LAP TIME	MPH	DIFF	TIME OF DAY
1 -		25.561	1:12.772	59.75	11.780	14:43:16.506
2 -	37.830	24.906	1:02.736	69.31	1.744	14:44:19.242
3 -	37.185	24.622	1:01.807	70.35	0.815	14:45:21.049
4 -	37.833	24.898	1:02.731	69.32	1.739	14:46:23.780
5 -	36.797	24.797	1:01.594	70.60	0.602	14:47:25.374
6 -	36.639	24.379	1:01.018 (2)	71.26	0.026	14:48:26.392
7 -	38.086	24.133	1:02.219	69.89	1.227	14:49:28.611
8 -	36.950	24.377	1:01.327	70.90	0.335	14:50:29.938
9 -	36.738	24.691	1:01.429	70.79	0.437	14:51:31.367
10 -	36.284	25.866	1:02.150	69.96	1.158	14:52:33.517
11 -	36.546	24.540	1:01.086 (3)	71.18	0.094	14:53:34.603
12 -	36.827	24.165	1:00.992 (1)	71.29		14:54:35.595

P11 5 Garry SAMETT			MZ - smallmouse			
IDEAL LAP TIME : 1:00.680		BEST LAP TIME : 1:00.765		DIFFERENCE : 0.085		
LAP	SECTOR 1	SECTOR 2	LAP TIME	MPH	DIFF	TIME OF DAY
1 -		24.702	1:09.668	62.41	8.903	14:43:13.402
2 -	39.028	25.041	1:04.069	67.87	3.304	14:44:17.471
3 -	37.361	24.869	1:02.230	69.87	1.465	14:45:19.701
4 -	37.479	24.597	1:02.076	70.05	1.311	14:46:21.777
5 -	37.360	24.820	1:02.180	69.93	1.415	14:47:23.957
6 -	37.100	24.524	1:01.624	70.56	0.859	14:48:25.581
7 -	37.867	24.508	1:02.375	69.71	1.610	14:49:27.956
8 -	37.638	25.123	1:02.761	69.28	1.996	14:50:30.717
9 -	36.413	24.352	1:00.765 (1)	71.56		14:51:31.482
10 -	38.250	24.648	1:02.898	69.13	2.133	14:52:34.380
11 -	36.931	24.267	1:01.198 (2)	71.05	0.433	14:53:35.578
12 -	36.901	24.523	1:01.424 (3)	70.79	0.659	14:54:37.002

P12 18 Barry GREEN			MZ -			
IDEAL LAP TIME : 1:01.248		BEST LAP TIME : 1:01.644		DIFFERENCE : 0.396		
LAP	SECTOR 1	SECTOR 2	LAP TIME	MPH	DIFF	TIME OF DAY
1 -		24.741	1:09.444	62.61	7.800	14:43:13.178

Weather / Track : Cloudy / Dry

Brands Hatch Indy
Circuit Length = 1.2079 miles
Start: 14:42 Flag 14:54 End: 14:55

BMCRC - MRO Championships 2015 - Rnd 1 @ Brands Hatch Indy

Freshdrop BMZRC 250 MZ

RACE 7 - SECTOR ANALYSIS

SECTOR 1 = FL to I1, SECTOR 2 = I1 to I2, SECTOR 3 = I2 to FL, DIFF = Difference To Personal Best Lap

2 -	37.745	25.067	1:02.812	69.23	1.168	14:44:15.990
3 -	37.368	24.650	1:02.018 (3)	70.11	0.374	14:45:18.008
4 -	37.066	25.270	1:02.336	69.76	0.692	14:46:20.344
5 -	36.759	25.551	1:02.310	69.78	0.666	14:47:22.654
6 -	36.948	24.696	1:01.644 (1)	70.54		14:48:24.298
7 -	37.863	24.703	1:02.566	69.50	0.922	14:49:26.864
8 -	37.770	25.245	1:03.015	69.00	1.371	14:50:29.879
9 -	37.140	24.526	1:01.666 (2)	70.51	0.022	14:51:31.545
10 -	36.722	26.033	1:02.755	69.29	1.111	14:52:34.300
11 -	37.605	24.679	1:02.284	69.81	0.640	14:53:36.584
12 -	37.895	24.755	1:02.650	69.41	1.006	14:54:39.234

P13 58	Des DAVIES	MZ - Lozz & Soss
IDEAL LAP TIME : 1:02.089	BEST LAP TIME : 1:02.163	DIFFERENCE : 0.074

LAP	SECTOR 1	SECTOR 2	LAP TIME	MPH	DIFF	TIME OF DAY
1 -		25.617	1:12.547	59.94	10.384	14:43:16.281
2 -	38.691	25.070	1:03.761	68.20	1.598	14:44:20.042
3 -	38.697	25.097	1:03.794	68.16	1.631	14:45:23.836
4 -	38.009	25.006	1:03.015	69.00	0.852	14:46:26.851
5 -	37.719	24.758	1:02.477 (3)	69.60	0.314	14:47:29.328
6 -	37.965	24.785	1:02.750	69.30	0.587	14:48:32.078
7 -	38.197	24.916	1:03.113	68.90	0.950	14:49:35.191
8 -	39.545	24.912	1:04.457	67.46	2.294	14:50:39.648
9 -	38.222	24.826	1:03.048	68.97	0.885	14:51:42.696
10 -	37.617	24.655	1:02.272 (2)	69.83	0.109	14:52:44.968
11 -	37.655	24.900	1:02.555	69.51	0.392	14:53:47.523
12 -	37.434	24.729	1:02.163 (1)	69.95		14:54:49.686

P14 41	Gary WILLIAMS	MZ -
IDEAL LAP TIME : 1:02.066	BEST LAP TIME : 1:02.124	DIFFERENCE : 0.058

LAP	SECTOR 1	SECTOR 2	LAP TIME	MPH	DIFF	TIME OF DAY
1 -		25.276	1:10.658	61.54	8.534	14:43:14.392
2 -	38.398	25.543	1:03.941	68.00	1.817	14:44:18.333
3 -	37.766	25.113	1:02.879	69.15	0.755	14:45:21.212
4 -	38.124	25.196	1:03.320	68.67	1.196	14:46:24.532
5 -	38.230	25.628	1:03.858	68.09	1.734	14:47:28.390
6 -	37.994	25.447	1:03.441	68.54	1.317	14:48:31.831
7 -	38.660	25.489	1:04.149	67.78	2.025	14:49:35.980
8 -	38.899	25.558	1:04.457	67.46	2.333	14:50:40.437
9 -	37.772	25.307	1:03.079	68.93	0.955	14:51:43.516
10 -	37.068	25.056	1:02.124 (1)	69.99		14:52:45.640
11 -	37.657	25.118	1:02.775 (3)	69.27	0.651	14:53:48.415
12 -	37.010	25.121	1:02.131 (2)	69.99	0.007	14:54:50.546

P15 31	David BIGNELL	MZ -
IDEAL LAP TIME : 1:02.895	BEST LAP TIME : 1:03.270	DIFFERENCE : 0.375

LAP	SECTOR 1	SECTOR 2	LAP TIME	MPH	DIFF	TIME OF DAY
1 -		25.818	1:13.126	59.46	9.856	14:43:16.860
2 -	38.966	25.438	1:04.404	67.52	1.134	14:44:21.264
3 -	39.218	25.181	1:04.399	67.52	1.129	14:45:25.663
4 -	39.179	24.956	1:04.135	67.80	0.865	14:46:29.798
5 -	38.530	25.403	1:03.933	68.01	0.663	14:47:33.731
6 -	38.666	26.358	1:05.024	66.87	1.754	14:48:38.755
7 -	38.442	25.033	1:03.475 (2)	68.50	0.205	14:49:42.230
8 -	37.939	25.581	1:03.520 (3)	68.46	0.250	14:50:45.750
9 -	38.657	25.043	1:03.700	68.26	0.430	14:51:49.450
10 -	38.069	25.201	1:03.270 (1)	68.73		14:52:52.720
11 -	38.453	25.343	1:03.796	68.16	0.526	14:53:56.516
12 -	38.384	25.857	1:04.241	67.69	0.971	14:55:00.757

Weather / Track : Cloudy / Dry

Brands Hatch Indy
Circuit Length = 1.2079 miles
Start: 14:42 Flag 14:54 End: 14:55

BMCRC - MRO Championships 2015 - Rnd 1 @ Brands Hatch Indy

Freshdrop BMZRC 250 MZ

RACE 7 - SECTOR ANALYSIS

SECTOR 1 = FL to I1, SECTOR 2 = I1 to I2, SECTOR 3 = I2 to FL, DIFF = Difference To Personal Best Lap

P16 9		Gary HOWLETT		MZ - HS Racing		
IDEAL LAP TIME : 1:02.951		BEST LAP TIME : 1:03.238		DIFFERENCE : 0.287		
LAP	SECTOR 1	SECTOR 2	LAP TIME	MPH	DIFF	TIME OF DAY
1 -		25.901	1:13.615	59.07	10.377	14:43:17.349
2 -	38.972	25.439	1:04.411	67.51	1.173	14:44:21.760
3 -	38.455	25.037	1:03.492 (3)	68.49	0.254	14:45:25.252
4 -	39.120	25.236	1:04.356	67.57	1.118	14:46:29.608
5 -	38.533	25.497	1:04.030	67.91	0.792	14:47:33.638
6 -	38.185	25.818	1:04.003	67.94	0.765	14:48:37.641
7 -	38.352	25.421	1:03.773	68.18	0.535	14:49:41.414
8 -	38.513	25.715	1:04.228	67.70	0.990	14:50:45.642
9 -	39.043	25.487	1:04.530	67.38	1.292	14:51:50.172
10 -	37.961	25.277	1:03.238 (1)	68.76		14:52:53.410
11 -	38.439	24.990	1:03.429 (2)	68.55	0.191	14:53:56.839
12 -	38.670	25.491	1:04.161	67.77	0.923	14:55:01.000

P17 11		Ian SLAUGHTER		MZ -		
IDEAL LAP TIME : 1:03.313		BEST LAP TIME : 1:03.617		DIFFERENCE : 0.304		
LAP	SECTOR 1	SECTOR 2	LAP TIME	MPH	DIFF	TIME OF DAY
1 -		25.434	1:11.328	60.96	7.711	14:43:15.062
2 -	38.633	25.879	1:04.512	67.40	0.895	14:44:19.574
3 -	39.417	25.912	1:05.329	66.56	1.712	14:45:24.903
4 -	38.499	25.866	1:04.365	67.56	0.748	14:46:29.268
5 -	38.516	25.684	1:04.200	67.73	0.583	14:47:33.468
6 -	38.756	25.536	1:04.292	67.63	0.675	14:48:37.760
7 -	38.517	26.102	1:04.619	67.29	1.002	14:49:42.379
8 -	38.539	25.626	1:04.165	67.77	0.548	14:50:46.544
9 -	38.015	25.823	1:03.838 (2)	68.11	0.221	14:51:50.382
10 -	38.553	25.587	1:04.140 (3)	67.79	0.523	14:52:54.522
11 -	38.319	25.298	1:03.617 (1)	68.35		14:53:58.139
12 -	41.173	27.257	1:08.430	63.54	4.813	14:55:06.569

P18 62 R		Nicholas BETTRIDGE		MZ -		
IDEAL LAP TIME : 1:03.213		BEST LAP TIME : 1:03.554		DIFFERENCE : 0.341		
LAP	SECTOR 1	SECTOR 2	LAP TIME	MPH	DIFF	TIME OF DAY
1 -		27.484	1:20.077	54.30	16.523	14:43:23.811
2 -	41.348	26.752	1:08.100	63.85	4.546	14:44:31.911
3 -	40.534	26.623	1:07.157	64.75	3.603	14:45:39.068
4 -	39.705	26.133	1:05.838	66.05	2.284	14:46:44.906
5 -	39.391	25.881	1:05.272	66.62	1.718	14:47:50.178
6 -	39.287	25.697	1:04.984	66.91	1.430	14:48:55.162
7 -	38.998	25.498	1:04.496 (3)	67.42	0.942	14:49:59.658
8 -	40.184	25.975	1:06.159	65.72	2.605	14:51:05.817
9 -	37.912	25.642	1:03.554 (1)	68.42		14:52:09.371
10 -	38.264	25.301	1:03.565 (2)	68.41	0.011	14:53:12.936
11 -	39.131	26.470	1:05.601	66.28	2.047	14:54:18.537

P19 3		Max MAUD		MZ -		
IDEAL LAP TIME : 1:04.539		BEST LAP TIME : 1:04.636		DIFFERENCE : 0.097		
LAP	SECTOR 1	SECTOR 2	LAP TIME	MPH	DIFF	TIME OF DAY
1 -		27.089	1:16.624	56.75	11.988	14:43:20.358
2 -	44.280	27.351	1:11.631	60.70	6.995	14:44:31.989
3 -	40.856	26.714	1:07.570	64.35	2.934	14:45:39.559
4 -	40.081	26.215	1:06.296	65.59	1.660	14:46:45.855
5 -	40.043	26.476	1:06.519	65.37	1.883	14:47:52.374
6 -	39.313	26.087	1:05.400	66.49	0.764	14:48:57.774
7 -	38.584	26.052	1:04.636 (1)	67.27		14:50:02.410
8 -	38.844	26.284	1:05.128	66.77	0.492	14:51:07.538
9 -	38.907	26.062	1:04.969 (3)	66.93	0.333	14:52:12.507
10 -	38.487	26.449	1:04.936 (2)	66.96	0.300	14:53:17.443

Weather / Track : Cloudy / Dry

Brands Hatch Indy
Circuit Length = 1.2079 miles
Start: 14:42 Flag 14:54 End: 14:55

BMCRC - MRO Championships 2015 - Rnd 1 @ Brands Hatch Indy

Freshdrop BMZRC 250 MZ

RACE 7 - SECTOR ANALYSIS

SECTOR 1 = FL to I1, SECTOR 2 = I1 to I2, SECTOR 3 = I2 to FL, DIFF = Difference To Personal Best Lap

11 - 39.192 26.329 1:05.521 66.36 0.885 14:54:22.964

P20 65 R Konrad BREESE			MZ - @breese2you			
IDEAL LAP TIME : 1:03.898		BEST LAP TIME : 1:04.719		DIFFERENCE : 0.821		
LAP	SECTOR 1	SECTOR 2	LAP TIME	MPH	DIFF	TIME OF DAY
1 -		27.371	1:22.232	52.88	17.513	14:43:25.966
2 -	40.160	26.958	1:07.118	64.79	2.399	14:44:33.084
3 -	40.000	26.893	1:06.893	65.00	2.174	14:45:39.977
4 -	39.357	26.403	1:05.760	66.12	1.041	14:46:45.737
5 -	39.443	26.347	1:05.790	66.09	1.071	14:47:51.527
6 -	38.996	26.061	1:05.057 (3)	66.84	0.338	14:48:56.584
7 -	38.727	26.065	1:04.792 (2)	67.11	0.073	14:50:01.376
8 -	38.678	26.689	1:05.367	66.52	0.648	14:51:06.743
9 -	38.866	25.853	1:04.719 (1)	67.19		14:52:11.462
10 -	38.045	28.941	1:06.986	64.91	2.267	14:53:18.448
11 -	39.012	26.101	1:05.113	66.78	0.394	14:54:23.561

P21 20 R Christopher WATSON			MZ - Expert Locksmiths			
IDEAL LAP TIME : 1:05.664		BEST LAP TIME : 1:05.732		DIFFERENCE : 0.068		
LAP	SECTOR 1	SECTOR 2	LAP TIME	MPH	DIFF	TIME OF DAY
1 -		26.712	1:14.808	58.12	9.076	14:43:18.542
2 -	41.304	27.683	1:08.987	63.03	3.255	14:44:27.529
3 -	41.494	27.778	1:09.272	62.77	3.540	14:45:36.801
4 -	41.168	27.222	1:08.390	63.58	2.658	14:46:45.191
5 -	40.325	26.801	1:07.126	64.78	1.394	14:47:52.317
6 -	40.175	26.487	1:06.662 (3)	65.23	0.930	14:48:58.979
7 -	40.351	26.581	1:06.932	64.97	1.200	14:50:05.911
8 -	40.328	26.606	1:06.934	64.96	1.202	14:51:12.845
9 -	40.331	26.281	1:06.612 (2)	65.28	0.880	14:52:19.457
10 -	39.383	26.349	1:05.732 (1)	66.15		14:53:25.189
11 -	40.057	26.605	1:06.662 (3)	65.23	0.930	14:54:31.851

P22 46 Mike DEVALL			MZ -			
IDEAL LAP TIME : 1:05.532		BEST LAP TIME : 1:05.532		DIFFERENCE : 0.000		
LAP	SECTOR 1	SECTOR 2	LAP TIME	MPH	DIFF	TIME OF DAY
1 -		27.755	1:17.622	56.02	12.090	14:43:21.356
2 -	40.633	27.195	1:07.828	64.11	2.296	14:44:29.184
3 -	40.476	27.219	1:07.695	64.23	2.163	14:45:36.879
4 -	40.346	27.013	1:07.359	64.55	1.827	14:46:44.238
5 -	40.126	27.320	1:07.446	64.47	1.914	14:47:51.684
6 -	40.076	27.090	1:07.166	64.74	1.634	14:48:58.850
7 -	40.038	26.770	1:06.808 (3)	65.09	1.276	14:50:05.658
8 -	40.252	26.994	1:07.246	64.66	1.714	14:51:12.904
9 -	41.350	26.722	1:08.072	63.88	2.540	14:52:20.976
10 -	39.221	26.311	1:05.532 (1)	66.35		14:53:26.508
11 -	39.253	26.606	1:05.859 (2)	66.02	0.327	14:54:32.367

P23 44 R Robert DESSOY			MZ -			
IDEAL LAP TIME : 1:05.329		BEST LAP TIME : 1:05.404		DIFFERENCE : 0.075		
LAP	SECTOR 1	SECTOR 2	LAP TIME	MPH	DIFF	TIME OF DAY
1 -		26.976	1:21.089	53.62	15.685	14:43:24.823
2 -	41.709	27.518	1:09.227	62.81	3.823	14:44:34.050
3 -	40.795	26.258	1:07.053	64.85	1.649	14:45:41.103
4 -	41.156	26.701	1:07.857	64.08	2.453	14:46:48.960
5 -	40.609	26.659	1:07.268	64.64	1.864	14:47:56.228
6 -	40.479	26.330	1:06.809	65.09	1.405	14:49:03.037
7 -	40.749	26.230	1:06.979	64.92	1.575	14:50:10.016
8 -	40.200	25.981	1:06.181 (2)	65.70	0.777	14:51:16.197
9 -	40.115	26.258	1:06.373	65.51	0.969	14:52:22.570
10 -	40.200	26.159	1:06.359 (3)	65.53	0.955	14:53:28.929

Weather / Track : Cloudy / Dry

Brands Hatch Indy
Circuit Length = 1.2079 miles
Start: 14:42 Flag 14:54 End: 14:55

BMCRC - MRO Championships 2015 - Rnd 1 @ Brands Hatch Indy

Freshdrop BMZRC 250 MZ

RACE 7 - SECTOR ANALYSIS

SECTOR 1 = FL to I1, SECTOR 2 = I1 to I2, SECTOR 3 = I2 to FL, DIFF = Difference To Personal Best Lap

11 - **39.348** 26.056 **1:05.404 (1) 66.48** **14:54:34.333**

P24 48 R Paul CANHAM			MZ -			
IDEAL LAP TIME : 1:07.073		BEST LAP TIME : 1:07.295		DIFFERENCE : 0.222		
LAP	SECTOR 1	SECTOR 2	LAP TIME	MPH	DIFF	TIME OF DAY
1 -		27.556	1:19.435	54.74	12.140	14:43:23.169
2 -	42.774	27.915	1:10.689	61.51	3.394	14:44:33.858
3 -	42.130	27.468	1:09.598	62.48	2.303	14:45:43.456
4 -	42.101	27.218	1:09.319	62.73	2.024	14:46:52.775
5 -	41.415	27.196	1:08.611	63.38	1.316	14:48:01.386
6 -	41.184	27.083	1:08.267	63.69	0.972	14:49:09.653
7 -	41.910	27.101	1:09.011	63.01	1.716	14:50:18.664
8 -	41.270	26.749	1:08.019	63.93	0.724	14:51:26.683
9 -	40.705	27.174	1:07.879 (3)	64.06	0.584	14:52:34.562
10 -	40.383	26.912	1:07.295 (1)	64.62		14:53:41.857
11 -	40.695	26.690	1:07.385 (2)	64.53	0.090	14:54:49.242

P25 43 Daniel BARFORD			MZ -			
IDEAL LAP TIME : 1:08.075		BEST LAP TIME : 1:08.075		DIFFERENCE : 0.000		
LAP	SECTOR 1	SECTOR 2	LAP TIME	MPH	DIFF	TIME OF DAY
1 -		27.195	1:16.446	56.88	8.371	14:43:20.180
2 -	42.417	27.089	1:09.506	62.56	1.431	14:44:29.686
3 -	41.623	28.088	1:09.711	62.38	1.636	14:45:39.397
4 -	42.079	27.567	1:09.646	62.43	1.571	14:46:49.043
5 -	41.808	27.199	1:09.007 (3)	63.01	0.932	14:47:58.050
6 -	41.820	27.515	1:09.335	62.71	1.260	14:49:07.385
7 -	42.332	27.148	1:09.480	62.58	1.405	14:50:16.865
8 -	41.576	27.480	1:09.056	62.97	0.981	14:51:25.921
9 -	41.483	27.905	1:09.388	62.67	1.313	14:52:35.309
10 -	41.113	26.962	1:08.075 (1)	63.87		14:53:43.384
11 -	41.623	27.195	1:08.818 (2)	63.18	0.743	14:54:52.202

P26 27 R Andrew BUTTERS			MZ -			
IDEAL LAP TIME : 1:07.712		BEST LAP TIME : 1:09.061		DIFFERENCE : 1.349		
LAP	SECTOR 1	SECTOR 2	LAP TIME	MPH	DIFF	TIME OF DAY
1 -		26.409	1:15.139	57.87	6.078	14:43:18.873
2 -	41.878	28.036	1:09.914	62.19	0.853	14:44:28.787
3 -	42.316	28.240	1:10.556	61.63	1.495	14:45:39.343
4 -	43.173	28.261	1:11.434	60.87	2.373	14:46:50.777
5 -	41.664	27.752	1:09.416 (3)	62.64	0.355	14:48:00.193
6 -	41.773	27.831	1:09.604	62.47	0.543	14:49:09.797
7 -	41.894	27.765	1:09.659	62.42	0.598	14:50:19.456
8 -	42.460	27.849	1:10.309	61.84	1.248	14:51:29.765
9 -	41.307	27.754	1:09.061 (1)	62.96		14:52:38.826
10 -	41.303	28.474	1:09.777	62.32	0.716	14:53:48.603
11 -	41.583	27.822	1:09.405 (2)	62.65	0.344	14:54:58.008

P27 30 Malcolm HOWELL			MZ -			
IDEAL LAP TIME : 1:09.296		BEST LAP TIME : 1:09.411		DIFFERENCE : 0.115		
LAP	SECTOR 1	SECTOR 2	LAP TIME	MPH	DIFF	TIME OF DAY
1 -		28.447	1:20.706	53.88	11.295	14:43:24.440
2 -	43.847	29.321	1:13.168	59.43	3.757	14:44:37.608
3 -	42.220	27.919	1:10.139 (2)	61.99	0.728	14:45:47.747
4 -	41.377	28.034	1:09.411 (1)	62.65		14:46:57.158
5 -	41.776	29.238	1:11.014	61.23	1.603	14:48:08.172
6 -	42.621	29.831	1:12.452	60.02	3.041	14:49:20.624
7 -	43.263	28.174	1:11.437	60.87	2.026	14:50:32.061
8 -	42.490	28.494	1:10.984	61.26	1.573	14:51:43.045
9 -	42.697	27.967	1:10.664	61.53	1.253	14:52:53.709
10 -	42.238	28.081	1:10.319 (3)	61.84	0.908	14:54:04.028

Weather / Track : Cloudy / Dry

Brands Hatch Indy
Circuit Length = 1.2079 miles
Start: 14:42 Flag 14:54 End: 14:55

BMCRC - MRO Championships 2015 - Rnd 1 @ Brands Hatch Indy

Freshdrop BMZRC 250 MZ

RACE 7 - SECTOR ANALYSIS

SECTOR 1 = FL to I1, SECTOR 2 = I1 to I2, SECTOR 3 = I2 to FL, DIFF = Difference To Personal Best Lap

P28 55 R Archy ARGO			MZ - BC Racing			
IDEAL LAP TIME : 1:09.884		BEST LAP TIME : 1:10.104		DIFFERENCE : 0.220		
LAP	SECTOR 1	SECTOR 2	LAP TIME	MPH	DIFF	TIME OF DAY
1 -		31.638	1:26.524	50.25	16.420	14:43:30.258
2 -	43.720	28.855	1:12.575	59.91	2.471	14:44:42.833
3 -	43.283	28.150	1:11.433	60.87	1.329	14:45:54.266
4 -	42.430	28.054	1:10.484	61.69	0.380	14:47:04.750
5 -	42.681	27.847	1:10.528	61.65	0.424	14:48:15.278
6 -	42.501	27.836	1:10.337 (2)	61.82	0.233	14:49:25.615
7 -	42.534	27.895	1:10.429	61.74	0.325	14:50:36.044
8 -	42.758	27.643	1:10.401	61.76	0.297	14:51:46.445
9 -	42.920	27.454	1:10.374 (3)	61.79	0.270	14:52:56.819
10 -	42.537	27.567	1:10.104 (1)	62.03		14:54:06.923

P29 88 R Phoebe STOCKFORD			MZ -			
IDEAL LAP TIME : 1:09.816		BEST LAP TIME : 1:09.816		DIFFERENCE : 0.000		
LAP	SECTOR 1	SECTOR 2	LAP TIME	MPH	DIFF	TIME OF DAY
1 -		28.567	1:25.287	50.98	15.471	14:43:29.021
2 -	43.069	27.935	1:11.004 (3)	61.24	1.188	14:44:40.025
3 -	46.582	28.734	1:15.316	57.73	5.500	14:45:55.341
4 -	44.251	28.752	1:13.003	59.56	3.187	14:47:08.344
5 -	45.439	29.316	1:14.755	58.17	4.939	14:48:23.099
6 -	44.258	27.666	1:11.924	60.46	2.108	14:49:35.023
7 -	44.221	28.439	1:12.660	59.84	2.844	14:50:47.683
8 -	42.898	27.450	1:10.348 (2)	61.81	0.532	14:51:58.031
9 -	42.652	27.164	1:09.816 (1)	62.28		14:53:07.847
10 -	43.691	28.044	1:11.735	60.62	1.919	14:54:19.582

P30 51 R Duane SUTCH			MZ -			
IDEAL LAP TIME : 1:10.979		BEST LAP TIME : 1:11.203		DIFFERENCE : 0.224		
LAP	SECTOR 1	SECTOR 2	LAP TIME	MPH	DIFF	TIME OF DAY
1 -		28.640	1:23.995	51.77	12.792	14:43:27.729
2 -	43.839	28.181	1:12.020 (3)	60.38	0.817	14:44:39.749
3 -	44.344	28.751	1:13.095	59.49	1.892	14:45:52.844
4 -	44.753	29.500	1:14.253	58.56	3.050	14:47:07.097
5 -	45.730	29.418	1:15.148	57.86	3.945	14:48:22.245
6 -	43.928	28.482	1:12.410	60.05	1.207	14:49:34.655
7 -	43.285	28.183	1:11.468 (2)	60.84	0.265	14:50:46.123
8 -	43.509	27.694	1:11.203 (1)	61.07		14:51:57.326
9 -	44.652	28.005	1:12.657	59.85	1.454	14:53:09.983
10 -	43.753	28.732	1:12.485	59.99	1.282	14:54:22.468

P31 93 Graham TOWLER			MZ -			
IDEAL LAP TIME : 1:12.128		BEST LAP TIME : 1:12.128		DIFFERENCE : 0.000		
LAP	SECTOR 1	SECTOR 2	LAP TIME	MPH	DIFF	TIME OF DAY
1 -		30.639	1:32.163	47.18	20.035	14:43:35.897
2 -	45.731	30.143	1:15.874	57.31	3.746	14:44:51.771
3 -	45.155	29.667	1:14.822	58.11	2.694	14:46:06.593
4 -	47.585	31.629	1:19.214	54.89	7.086	14:47:25.807
5 -	45.086	29.370	1:14.456	58.40	2.328	14:48:40.263
6 -	44.639	29.705	1:14.344	58.49	2.216	14:49:54.607
7 -	46.567	29.464	1:16.031	57.19	3.903	14:51:10.638
8 -	43.843	28.857	1:12.700 (3)	59.81	0.572	14:52:23.338
9 -	43.485	28.643	1:12.128 (1)	60.29		14:53:35.466
10 -	43.532	28.990	1:12.522 (2)	59.96	0.394	14:54:47.988

Weather / Track : Cloudy / Dry

Brands Hatch Indy
Circuit Length = 1.2079 miles
Start: 14:42 Flag 14:54 End: 14:55

BMCRC - MRO Championships 2015 - Rnd 1 @ Brands Hatch Indy

Freshdrop BMZRC 250 MZ

RACE 7 - BEST SECTORS

SECTOR 1			SECTOR 2			IDEAL / BEST COMPARISON						
POS	NO	NAME	TIME	NO	NAME	TIME	POS	NO	NAME	IDEAL	BEST	DIFF
									PERFECT LAP	58.200		
1	75	WOODALL	35.002	75	WOODALL	23.198	1	75	WOODALL	58.200	58.200	0.000
2	82	TAYLOR	35.140	82	TAYLOR	23.413	2	82	TAYLOR	58.553	58.907	0.354
3	96	KENT	35.367	85	WALES	23.690	3	96	KENT	59.287	59.462	0.175
4	36	BALDRY	35.478	95	ROGERS	23.806	4	85	WALES	59.376	59.376	0.000
5	95	ROGERS	35.618	96	KENT	23.920	5	95	ROGERS	59.424	59.658	0.234
6	85	WALES	35.686	36	BALDRY	24.012	6	36	BALDRY	59.490	59.690	0.200
7	33	WRIGHT	36.193	2	HARDY	24.133	7	2	HARDY	1:00.417	1:00.992	0.575
8	2	HARDY	36.284	5	SAMETT	24.267	8	33	WRIGHT	1:00.592	1:00.863	0.271
9	5	SAMETT	36.413	8	MANNERING	24.311	9	5	SAMETT	1:00.680	1:00.765	0.085
10	22	FINCH	36.512	33	WRIGHT	24.399	10	8	MANNERING	1:00.911	1:00.990	0.079
11	8	MANNERING	36.600	22	FINCH	24.485	11	22	FINCH	1:00.997	1:01.324	0.327
12	18	GREEN	36.722	18	GREEN	24.526	12	18	GREEN	1:01.248	1:01.644	0.396
13	41	WILLIAMS	37.010	58	DAVIES	24.655	13	41	WILLIAMS	1:02.066	1:02.124	0.058
14	58	DAVIES	37.434	31	BIGNELL	24.956	14	58	DAVIES	1:02.089	1:02.163	0.074
15	62	BETRIDGE	37.912	9	HOWLETT	24.990	15	31	BIGNELL	1:02.895	1:03.270	0.375
16	31	BIGNELL	37.939	41	WILLIAMS	25.056	16	9	HOWLETT	1:02.951	1:03.238	0.287
17	9	HOWLETT	37.961	11	SLAUGHTER	25.298	17	62	BETRIDGE	1:03.213	1:03.554	0.341
18	11	SLAUGHTER	38.015	62	BETRIDGE	25.301	18	11	SLAUGHTER	1:03.313	1:03.617	0.304
19	65	BREESE	38.045	65	BREESE	25.853	19	65	BREESE	1:03.898	1:04.719	0.821
20	3	MAUD	38.487	44	DESSOY	25.981	20	3	MAUD	1:04.539	1:04.636	0.097
21	46	DEVALL	39.221	3	MAUD	26.052	21	44	DESSOY	1:05.329	1:05.404	0.075
22	44	DESSOY	39.348	20	WATSON	26.281	22	46	DEVALL	1:05.532	1:05.532	0.000
23	20	WATSON	39.383	46	DEVALL	26.311	23	20	WATSON	1:05.664	1:05.732	0.068
24	48	CANHAM	40.383	27	BUTTERS	26.409	24	48	CANHAM	1:07.073	1:07.295	0.222
25	43	BARFORD	41.113	48	CANHAM	26.690	25	27	BUTTERS	1:07.712	1:09.061	1.349
26	27	BUTTERS	41.303	43	BARFORD	26.962	26	43	BARFORD	1:08.075	1:08.075	0.000
27	30	HOWELL	41.377	88	STOCKFORD	27.164	27	30	HOWELL	1:09.296	1:09.411	0.115
28	55	ARGO	42.430	55	ARGO	27.454	28	88	STOCKFORD	1:09.816	1:09.816	0.000
29	88	STOCKFORD	42.652	51	SUTCH	27.694	29	55	ARGO	1:09.884	1:10.104	0.220
30	51	SUTCH	43.285	30	HOWELL	27.919	30	51	SUTCH	1:10.979	1:11.203	0.224
31	93	TOWLER	43.485	93	TOWLER	28.643	31	93	TOWLER	1:12.128	1:12.128	0.000
32												
33												

Weather / Track : Cloudy / Dry

Results can be found at www.tsl-timing.com

Brands Hatch Indy
 Circuit Length = 1.2079 miles
 Start: 14:42 Flag 14:54 End: 14:55

Printed - 15:00 Saturday, 28 March 2015

BMCRC - MRO Championships 2015 - Rnd 1 @ Brands Hatch Indy

Freshdrop BMZRC 250 MZ

RACE 17 - GRID

ROW 12	35	125 Ben MILES	34	6 Jerry FROST		
ROW 11	33	47 Richard FAYERS	32	53 Stephen HAMER	31	93 Graham TOWLER
ROW 10	30	51 Duane SUTCH	29	88 Phoebe STOCKFORD	28	55 Archy ARGO
ROW 9	27	30 Malcolm HOWELL	26	27 Andrew BUTTERS	25	43 Daniel BARFORD
ROW 8	24	48 Paul CANHAM	23	44 Robert DESSOY	22	46 Mike DEVALL
ROW 7	21	20 Christopher WATSON	20	65 Konrad BREESE	19	3 Max MAUD
ROW 6	18	62 Nicholas BETTRIDGE	17	11 Ian SLAUGHTER	16	9 Gary HOWLETT
ROW 5	15	31 David BIGNELL	14	41 Gary WILLIAMS	13	58 Des DAVIES
ROW 4	12	18 Barry GREEN	11	5 Garry SAMETT	10	2 Lee HARDY
ROW 3	9	22 Simon FINCH	8	33 Greg WRIGHT	7	8 Peter MANNERING
ROW 2	6	85 Andrew WALES	5	96 Christopher KENT	4	36 Joe BALDRY
ROW 1	3	95 Christopher ROGERS	2	75 Peter WOODALL	1	82 Mark TAYLOR
Pole						

Brands Hatch Indy
Circuit Length = 1.2079 miles

These results are provisional until the conclusion of any judicial and technical matters.

Clerk Of Course :	Timekeeper :
-------------------	--------------

Results can be found at www.tsl-timing.com

Printed - 15:02 Saturday, 28 March 2015



BMCRC - MRO Championships 2015 - Rnd 1 @ Brands Hatch Indy

Freshdrop BMZRC 250 MZ

RACE 17 - CLASSIFICATION

POS	NO	CL	PIC NAME	ENTRY	LAPS	TIME	GAP	DIFF	MPH	BEST	ON
1	82		1 Mark TAYLOR	MZ - B K NOLTE contracts limited	12	11:54.671			73.01	58.324	12
2	75		2 Peter WOODALL	MZ - Core Projects Ltd	12	11:55.736	1.065	1.065	72.90	58.487	11
3	96		3 Christopher KENT	MZ -	12	11:57.376	2.705	1.640	72.74	58.346	9
4	85		4 Andrew WALES	MZ - Illuminated Design Ltd	12	12:16.809	22.138	19.433	70.82	59.540	4
5	33		5 Greg WRIGHT	MZ - Neos-IT	12	12:18.289	23.618	1.480	70.68	1:00.153	10
6	8		6 Peter MANNERING	MZ - MBC despatch	12	12:27.818	33.147	9.529	69.78	1:01.137	2
7	22		7 Simon FINCH	MZ - The Bayard Partnership/A.S.K Plumbing	12	12:35.489	40.818	7.671	69.07	1:01.145	11
8	18		8 Barry GREEN	MZ -	12	12:42.021	47.350	6.532	68.47	1:02.019	2
9	58		9 Des DAVIES	MZ - Lozz & Soss	12	12:47.883	53.212	5.862	67.95	1:02.018	11
10	41		10 Gary WILLIAMS	MZ -	12	12:51.329	56.658	3.446	67.65	1:03.054	11
11	31		11 David BIGNELL	MZ -	11	11:55.977	1 Lap	1 Lap	66.81	1:03.034	5
12	11		12 Ian SLAUGHTER	MZ -	11	11:59.041	1 Lap	3.064	66.52	1:03.448	2
13	62	R	1 Nicholas BETTRIDGE	MZ -	11	12:00.735	1 Lap	1.694	66.36	1:03.747	6
14	9		13 Gary HOWLETT	MZ - HS Racing	11	12:12.345	1 Lap	11.610	65.31	1:04.826	7
15	3		14 Max MAUD	MZ -	11	12:20.069	1 Lap	7.724	64.63	1:05.057	5
16	65	R	2 Konrad BREESE	MZ - @breese2you	11	12:22.518	1 Lap	2.449	64.42	1:04.485	11
17	46		15 Mike DEVALL	MZ -	11	12:23.155	1 Lap	0.637	64.36	1:05.845	4
18	43		16 Daniel BARFORD	MZ -	11	12:27.898	1 Lap	4.743	63.95	1:06.011	5
19	20	R	3 Christopher WATSON	MZ - Expert Locksmiths	11	12:28.096	1 Lap	0.198	63.94	1:06.347	10
20	47		17 Richard FAYERS	MZ -	11	12:34.546	1 Lap	6.450	63.39	1:06.188	5
21	44	R	4 Robert DESSOY	MZ -	11	12:34.797	1 Lap	0.251	63.37	1:05.939	9
22	27	R	5 Andrew BUTTERS	MZ -	11	12:39.372	1 Lap	4.575	62.99	1:07.032	8
23	48	R	6 Paul CANHAM	MZ -	11	12:50.861	1 Lap	11.489	62.05	1:08.124	11
24	55	R	7 Archy ARGO	MZ - BC Racing	10	11:53.641	2 Laps	1 Lap	60.93	1:09.076	9
25	93		18 Graham TOWLER	MZ -	10	12:06.547	2 Laps	12.906	59.85	1:09.475	8
26	53	R	8 Stephen HAMER	MZ -	10	12:07.039	2 Laps	0.492	59.81	1:09.553	8
27	51	R	9 Duane SUTCH	MZ -	10	12:07.086	2 Laps	0.047	59.80	1:10.859	8
28	88	R	10 Phoebe STOCKFORD	MZ -	10	12:26.507	2 Laps	19.421	58.25	1:11.740	6

NOT CLASSIFIED

DNF	36		Joe BALDRY	MZ -	8	9:08.437	4 Laps	2 Laps	63.43	59.485	3
DNF	30		Malcolm HOWELL	MZ -	6	7:22.739	6 Laps	2 Laps	58.93	1:10.864	5
DNF	5		Garry SAMETT	MZ - smallmouse	2	2:11.496	10 Laps	4 Laps	66.14	1:02.610	2
DNF	2		Lee HARDY	MZ - Amy & Eric Hardy	1	1:08.645	11 Laps	1 Lap	63.34	1:08.645	1
DNF	95		Christopher ROGERS	MZ -	0						

FASTEST LAP

82			Mark TAYLOR	MZ - B K NOLTE contracts limited	12	58.324		74.55 mph		119.99 kph	
62	R		Nicholas BETTRIDGE	MZ -	6	1:03.747		68.21 mph		109.78 kph	

Class - 90% of Race Speed = 65.70 mph
Class R - 90% of Race Speed = 59.72 mph

Brands Hatch Indy
Circuit Length = 1.2079 miles
Start: 17:40 Flag 17:52 End: 17:53

Weather / Track : Cloudy / Dry

These results are provisional until the conclusion of any judicial and technical matters.

Clerk Of Course :	Timekeeper :
-------------------	--------------

Results can be found at www.tsl-timing.com

Printed - 17:54 Saturday, 28 March 2015



BMCRC - MRO Championships 2015 - Rnd 1 @ Brands Hatch Indy

Freshdrop BMZRC 250 MZ

RACE 17 - LAP CHART

46	1 Lap	1:06.830
85	19.740	1:00.381
33	20.393	1:00.392
65	1 Lap	1:05.033
43	1 Lap	1:06.630
20	1 Lap	1:06.347
8	29.971	1:02.939
47	1 Lap	1:07.342
44	1 Lap	1:06.459
27	1 Lap	1:07.283
22	37.318	1:01.145
18	43.621	1:02.100
48	1 Lap	1:08.458
58	46.985	1:02.018
41	51.798	1:03.054
55	1 Lap	1:09.582

LAP 12 @ 17:52:42.224

NO	BEHIND	LAP TIME
82		58.324
75	1.065	58.976
31	1 Lap	1:05.333
96	2.705	59.696
11	1 Lap	1:03.925
62	1 Lap	1:05.083
93	2 Laps	1:10.965
53	2 Laps	1:10.039
51	2 Laps	1:11.170
9	1 Lap	1:05.484
85	22.138	1:00.722
33	23.618	1:01.549
3	1 Lap	1:05.912
65	1 Lap	1:04.485
46	1 Lap	1:08.460
88	2 Laps	1:14.750
8	33.147	1:01.500
43	1 Lap	1:06.768
20	1 Lap	1:06.378
47	1 Lap	1:07.599
44	1 Lap	1:07.568
22	40.818	1:01.824
27	1 Lap	1:07.908
18	47.350	1:02.053
58	53.212	1:04.551
48	1 Lap	1:08.124
41	56.658	1:03.184

Weather / Track : Cloudy / Dry

BMCRC - MRO Championships 2015 - Rnd 1 @ Brands Hatch Indy

Freshdrop BMZRC 250 MZ

RACE 17 - SECTOR ANALYSIS

SECTOR 1 = FL to I1, SECTOR 2 = I1 to I2, SECTOR 3 = I2 to FL, DIFF = Difference To Personal Best Lap

P1 82		Mark TAYLOR		MZ - B K NOLTE contracts limited		
IDEAL LAP TIME : 58.187		BEST LAP TIME : 58.324		DIFFERENCE : 0.137		
LAP	SECTOR 1	SECTOR 2	LAP TIME	MPH	DIFF	TIME OF DAY
1 -		23.781	1:05.021	66.87	6.697	17:41:52.574
2 -	36.011	23.791	59.802	72.71	1.478	17:42:52.376
3 -	35.767	23.839	59.606	72.95	1.282	17:43:51.982
4 -	35.568	23.481	59.049	73.64	0.725	17:44:51.031
5 -	35.118	23.910	59.028	73.67	0.704	17:45:50.059
6 -	35.849	23.564	59.413	73.19	1.089	17:46:49.472
7 -	36.169	23.707	59.876	72.62	1.552	17:47:49.348
8 -	34.924	23.701	58.625 (3)	74.17	0.301	17:48:47.973
9 -	35.074	23.610	58.684	74.10	0.360	17:49:46.657
10 -	35.099	23.417	58.516 (2)	74.31	0.192	17:50:45.173
11 -	35.464	23.263	58.727	74.04	0.403	17:51:43.900
12 -	34.941	23.383	58.324 (1)	74.55		17:52:42.224

P2 75		Peter WOODALL		MZ - Core Projects Ltd		
IDEAL LAP TIME : 58.340		BEST LAP TIME : 58.487		DIFFERENCE : 0.147		
LAP	SECTOR 1	SECTOR 2	LAP TIME	MPH	DIFF	TIME OF DAY
1 -		24.050	1:05.394	66.49	6.907	17:41:52.947
2 -	35.697	23.860	59.557	73.01	1.070	17:42:52.504
3 -	35.405	23.565	58.970	73.74	0.483	17:43:51.474
4 -	35.426	23.746	59.172	73.49	0.685	17:44:50.646
5 -	35.407	23.686	59.093	73.58	0.606	17:45:49.739
6 -	35.848	23.429	59.277	73.36	0.790	17:46:49.016
7 -	36.716	24.127	1:00.843	71.47	2.356	17:47:49.859
8 -	35.529	23.366	58.895	73.83	0.408	17:48:48.754
9 -	34.991	23.558	58.549 (3)	74.27	0.062	17:49:47.303
10 -	34.992	23.531	58.523 (2)	74.30	0.036	17:50:45.826
11 -	35.138	23.349	58.487 (1)	74.35		17:51:44.313
12 -	35.481	23.495	58.976	73.73	0.489	17:52:43.289

P3 96		Christopher KENT		MZ -		
IDEAL LAP TIME : 58.305		BEST LAP TIME : 58.346		DIFFERENCE : 0.041		
LAP	SECTOR 1	SECTOR 2	LAP TIME	MPH	DIFF	TIME OF DAY
1 -		23.996	1:06.532	65.36	8.186	17:41:54.085
2 -	35.488	23.729	59.217	73.43	0.871	17:42:53.302
3 -	35.344	23.700	59.044	73.65	0.698	17:43:52.346
4 -	35.105	23.665	58.770 (3)	73.99	0.424	17:44:51.116
5 -	35.572	23.826	59.398	73.21	1.052	17:45:50.514
6 -	35.282	23.545	58.827	73.92	0.481	17:46:49.341
7 -	36.314	24.709	1:01.023	71.26	2.677	17:47:50.364
8 -	35.578	23.407	58.985	73.72	0.639	17:48:49.349
9 -	34.898	23.448	58.346 (1)	74.53		17:49:47.695
10 -	34.976	23.614	58.590 (2)	74.22	0.244	17:50:46.285
11 -	35.513	23.435	58.948	73.77	0.602	17:51:45.233
12 -	35.886	23.810	59.696	72.84	1.350	17:52:44.929

P4 85		Andrew WALES		MZ - Illuminated Design Ltd		
IDEAL LAP TIME : 59.516		BEST LAP TIME : 59.540		DIFFERENCE : 0.024		
LAP	SECTOR 1	SECTOR 2	LAP TIME	MPH	DIFF	TIME OF DAY
1 -		23.872	1:07.050	64.85	7.510	17:41:54.603
2 -	35.872	23.912	59.784 (3)	72.73	0.244	17:42:54.387
3 -	36.014	23.710	59.724 (2)	72.81	0.184	17:43:54.111
4 -	35.896	23.644	59.540 (1)	73.03		17:44:53.651
5 -	36.125	24.246	1:00.371	72.03	0.831	17:45:54.022
6 -	38.697	24.664	1:03.361	68.63	3.821	17:46:57.383
7 -	37.580	24.200	1:01.780	70.38	2.240	17:47:59.163
8 -	36.561	24.246	1:00.807	71.51	1.267	17:48:59.970
9 -	36.925	25.115	1:02.040	70.09	2.500	17:50:02.010

Weather / Track : Cloudy / Dry

Brands Hatch Indy
Circuit Length = 1.2079 miles
Start: 17:40 Flag 17:52 End: 17:53

BMCRC - MRO Championships 2015 - Rnd 1 @ Brands Hatch Indy

Freshdrop BMZRC 250 MZ

RACE 17 - SECTOR ANALYSIS

SECTOR 1 = FL to I1, SECTOR 2 = I1 to I2, SECTOR 3 = I2 to FL, DIFF = Difference To Personal Best Lap

10 -	36.991	24.258	1:01.249	70.99	1.709	17:51:03.259
11 -	36.179	24.202	1:00.381	72.01	0.841	17:52:03.640
12 -	36.800	23.922	1:00.722	71.61	1.182	17:53:04.362

P5 33		Greg WRIGHT		MZ - Neos-IT			
IDEAL LAP TIME : 59.963		BEST LAP TIME : 1:00.153		DIFFERENCE : 0.190			
LAP	SECTOR 1	SECTOR 2	LAP TIME	MPH	DIFF	TIME OF DAY	
1 -		24.310	1:07.889	64.05	7.736	17:41:55.442	
2 -	35.965	24.212	1:00.177 (2)	72.26	0.024	17:42:55.619	
3 -	36.503	24.411	1:00.914	71.38	0.761	17:43:56.533	
4 -	36.443	24.538	1:00.981	71.31	0.828	17:44:57.514	
5 -	36.427	24.765	1:01.192	71.06	1.039	17:45:58.706	
6 -	37.158	24.866	1:02.024	70.11	1.871	17:47:00.730	
7 -	36.707	24.819	1:01.526	70.67	1.373	17:48:02.256	
8 -	36.412	24.653	1:01.065	71.21	0.912	17:49:03.321	
9 -	35.949	24.478	1:00.427	71.96	0.274	17:50:03.748	
10 -	36.043	24.110	1:00.153 (1)	72.29		17:51:03.901	
11 -	35.853	24.539	1:00.392 (3)	72.00	0.239	17:52:04.293	
12 -	36.910	24.639	1:01.549	70.65	1.396	17:53:05.842	

P6 8		Peter MANNERING		MZ - MBC despatch			
IDEAL LAP TIME : 1:00.881		BEST LAP TIME : 1:01.137		DIFFERENCE : 0.256			
LAP	SECTOR 1	SECTOR 2	LAP TIME	MPH	DIFF	TIME OF DAY	
1 -		24.653	1:08.111	63.84	6.974	17:41:55.664	
2 -	36.747	24.390	1:01.137 (1)	71.12		17:42:56.801	
3 -	36.740	24.636	1:01.376 (3)	70.85	0.239	17:43:58.177	
4 -	36.791	24.494	1:01.285 (2)	70.95	0.148	17:44:59.462	
5 -	36.632	24.749	1:01.381	70.84	0.244	17:46:00.843	
6 -	37.204	24.316	1:01.520	70.68	0.383	17:47:02.363	
7 -	38.122	24.605	1:02.727	69.32	1.590	17:48:05.090	
8 -	37.214	24.773	1:01.987	70.15	0.850	17:49:07.077	
9 -	37.020	24.819	1:01.839	70.32	0.702	17:50:08.916	
10 -	36.964	25.052	1:02.016	70.12	0.879	17:51:10.932	
11 -	37.074	25.865	1:02.939	69.09	1.802	17:52:13.871	
12 -	36.565	24.935	1:01.500	70.70	0.363	17:53:15.371	

P7 22		Simon FINCH		MZ - The Bayard Partnership/A.S.K Plumbing			
IDEAL LAP TIME : 1:01.145		BEST LAP TIME : 1:01.145		DIFFERENCE : 0.000			
LAP	SECTOR 1	SECTOR 2	LAP TIME	MPH	DIFF	TIME OF DAY	
1 -		24.922	1:09.419	62.64	8.274	17:41:56.972	
2 -	37.472	25.009	1:02.481	69.59	1.336	17:42:59.453	
3 -	38.127	25.061	1:03.188	68.82	2.043	17:44:02.641	
4 -	38.046	24.848	1:02.894	69.14	1.749	17:45:05.535	
5 -	38.009	24.704	1:02.713	69.34	1.568	17:46:08.248	
6 -	37.327	24.628	1:01.955	70.18	0.810	17:47:10.203	
7 -	37.409	24.831	1:02.240	69.86	1.095	17:48:12.443	
8 -	37.233	24.623	1:01.856 (3)	70.30	0.711	17:49:14.299	
9 -	38.043	24.752	1:02.795	69.25	1.650	17:50:17.094	
10 -	37.540	25.439	1:02.979	69.04	1.834	17:51:20.073	
11 -	36.741	24.404	1:01.145 (1)	71.11		17:52:21.218	
12 -	36.984	24.840	1:01.824 (2)	70.33	0.679	17:53:23.042	

P8 18		Barry GREEN		MZ -			
IDEAL LAP TIME : 1:01.664		BEST LAP TIME : 1:02.019		DIFFERENCE : 0.355			
LAP	SECTOR 1	SECTOR 2	LAP TIME	MPH	DIFF	TIME OF DAY	
1 -		24.961	1:10.448	61.72	8.429	17:41:58.001	
2 -	37.410	24.609	1:02.019 (1)	70.11		17:43:00.020	
3 -	41.289	25.413	1:06.702	65.19	4.683	17:44:06.722	
4 -	38.397	24.907	1:03.304	68.69	1.285	17:45:10.026	
5 -	37.218	24.875	1:02.093 (3)	70.03	0.074	17:46:12.119	

Weather / Track : Cloudy / Dry

Brands Hatch Indy
Circuit Length = 1.2079 miles
Start: 17:40 Flag 17:52 End: 17:53

BMCRC - MRO Championships 2015 - Rnd 1 @ Brands Hatch Indy

Freshdrop BMZRC 250 MZ

RACE 17 - SECTOR ANALYSIS

SECTOR 1 = FL to I1, SECTOR 2 = I1 to I2, SECTOR 3 = I2 to FL, DIFF = Difference To Personal Best Lap

6 -	37.234	24.870	1:02.104	70.02	0.085	17:47:14.223
7 -	37.345	24.789	1:02.134	69.98	0.115	17:48:16.357
8 -	38.298	25.905	1:04.203	67.73	2.184	17:49:20.560
9 -	37.139	25.613	1:02.752	69.29	0.733	17:50:23.312
10 -	37.460	24.649	1:02.109	70.01	0.090	17:51:25.421
11 -	37.055	25.045	1:02.100	70.02	0.081	17:52:27.521
12 -	37.101	24.952	1:02.053 (2)	70.07	0.034	17:53:29.574

P9 58 Des DAVIES			MZ - Lozz & Soss			
IDEAL LAP TIME : 1:01.869		BEST LAP TIME : 1:02.018		DIFFERENCE : 0.149		
LAP	SECTOR 1	SECTOR 2	LAP TIME	MPH	DIFF	TIME OF DAY
1 -		24.713	1:10.770	61.44	8.752	17:41:58.323
2 -	38.986	24.844	1:03.830	68.12	1.812	17:43:02.153
3 -	38.866	25.364	1:04.230	67.70	2.212	17:44:06.383
4 -	38.183	25.003	1:03.186	68.82	1.168	17:45:09.569
5 -	38.454	24.693	1:03.147	68.86	1.129	17:46:12.716
6 -	37.771	24.443	1:02.214 (2)	69.89	0.196	17:47:14.930
7 -	38.099	24.771	1:02.870 (3)	69.16	0.852	17:48:17.800
8 -	37.830	26.330	1:04.160	67.77	2.142	17:49:21.960
9 -	38.626	24.740	1:03.366	68.62	1.348	17:50:25.326
10 -	38.701	24.840	1:03.541	68.43	1.523	17:51:28.867
11 -	37.426	24.592	1:02.018 (1)	70.11		17:52:30.885
12 -	39.251	25.300	1:04.551	67.36	2.533	17:53:35.436

P10 41 Gary WILLIAMS			MZ -			
IDEAL LAP TIME : 1:02.830		BEST LAP TIME : 1:03.054		DIFFERENCE : 0.224		
LAP	SECTOR 1	SECTOR 2	LAP TIME	MPH	DIFF	TIME OF DAY
1 -		25.402	1:10.411	61.75	7.357	17:41:57.964
2 -	38.246	25.206	1:03.452	68.53	0.398	17:43:01.416
3 -	39.405	25.739	1:05.144	66.75	2.090	17:44:06.560
4 -	38.584	25.377	1:03.961	67.98	0.907	17:45:10.521
5 -	38.243	25.373	1:03.616	68.35	0.562	17:46:14.137
6 -	38.522	25.153	1:03.675	68.29	0.621	17:47:17.812
7 -	38.077	25.427	1:03.504	68.47	0.450	17:48:21.316
8 -	37.849	25.622	1:03.471	68.51	0.417	17:49:24.787
9 -	39.038	25.536	1:04.574	67.34	1.520	17:50:29.361
10 -	37.947	25.336	1:03.283 (3)	68.71	0.229	17:51:32.644
11 -	37.753	25.301	1:03.054 (1)	68.96		17:52:35.698
12 -	38.107	25.077	1:03.184 (2)	68.82	0.130	17:53:38.882

P11 31 David BIGNELL			MZ -			
IDEAL LAP TIME : 1:02.683		BEST LAP TIME : 1:03.034		DIFFERENCE : 0.351		
LAP	SECTOR 1	SECTOR 2	LAP TIME	MPH	DIFF	TIME OF DAY
1 -		24.850	1:11.424	60.88	8.390	17:41:58.977
2 -	38.479	24.870	1:03.349 (2)	68.64	0.315	17:43:02.326
3 -	39.250	25.273	1:04.523	67.39	1.489	17:44:06.849
4 -	38.704	24.690	1:03.394 (3)	68.59	0.360	17:45:10.243
5 -	37.993	25.041	1:03.034 (1)	68.98		17:46:13.277
6 -	38.682	25.420	1:04.102	67.83	1.068	17:47:17.379
7 -	39.247	25.918	1:05.165	66.73	2.131	17:48:22.544
8 -	39.531	25.680	1:05.211	66.68	2.177	17:49:27.755
9 -	39.051	26.178	1:05.229	66.66	2.195	17:50:32.984
10 -	39.512	25.701	1:05.213	66.68	2.179	17:51:38.197
11 -	39.360	25.973	1:05.333	66.56	2.299	17:52:43.530

P12 11 Ian SLAUGHTER			MZ -			
IDEAL LAP TIME : 1:03.304		BEST LAP TIME : 1:03.448		DIFFERENCE : 0.144		
LAP	SECTOR 1	SECTOR 2	LAP TIME	MPH	DIFF	TIME OF DAY
1 -		25.510	1:12.061	60.34	8.613	17:41:59.614
2 -	38.366	25.082	1:03.448 (1)	68.53		17:43:03.062

Weather / Track : Cloudy / Dry

Brands Hatch Indy
Circuit Length = 1.2079 miles
Start: 17:40 Flag 17:52 End: 17:53

BMCRC - MRO Championships 2015 - Rnd 1 @ Brands Hatch Indy

Freshdrop BMZRC 250 MZ

RACE 17 - SECTOR ANALYSIS

SECTOR 1 = FL to I1, SECTOR 2 = I1 to I2, SECTOR 3 = I2 to FL, DIFF = Difference To Personal Best Lap

3 -	39.261	25.994	1:05.255	66.64	1.807	17:44:08.317
4 -	38.935	25.921	1:04.856	67.05	1.408	17:45:13.173
5 -	38.994	26.116	1:05.110	66.78	1.662	17:46:18.283
6 -	38.759	25.836	1:04.595	67.32	1.147	17:47:22.878
7 -	40.074	25.919	1:05.993	65.89	2.545	17:48:28.871
8 -	39.443	25.451	1:04.894	67.01	1.446	17:49:33.765
9 -	38.489	26.067	1:04.556	67.36	1.108	17:50:38.321
10 -	38.222	26.126	1:04.348 (3)	67.57	0.900	17:51:42.669
11 -	38.414	25.511	1:03.925 (2)	68.02	0.477	17:52:46.594

P13 62 R Nicholas BETTRIDGE		MZ -				
IDEAL LAP TIME : 1:03.547		BEST LAP TIME : 1:03.747		DIFFERENCE : 0.200		
LAP	SECTOR 1	SECTOR 2	LAP TIME	MPH	DIFF	TIME OF DAY
1 -		26.315	1:13.451	59.20	9.704	17:42:01.004
2 -	39.308	25.642	1:04.950	66.95	1.203	17:43:05.954
3 -	38.837	25.670	1:04.507	67.41	0.760	17:44:10.461
4 -	39.207	25.499	1:04.706	67.20	0.959	17:45:15.167
5 -	38.457	25.450	1:03.907 (2)	68.04	0.160	17:46:19.074
6 -	38.314	25.433	1:03.747 (1)	68.21		17:47:22.821
7 -	40.553	25.424	1:05.977	65.91	2.230	17:48:28.798
8 -	38.684	25.576	1:04.260 (3)	67.67	0.513	17:49:33.058
9 -	38.790	25.729	1:04.519	67.40	0.772	17:50:37.577
10 -	38.726	26.902	1:05.628	66.26	1.881	17:51:43.205
11 -	39.850	25.233	1:05.083	66.81	1.336	17:52:48.288

P14 9 Gary HOWLETT		MZ - HS Racing				
IDEAL LAP TIME : 1:04.614		BEST LAP TIME : 1:04.826		DIFFERENCE : 0.212		
LAP	SECTOR 1	SECTOR 2	LAP TIME	MPH	DIFF	TIME OF DAY
1 -		25.426	1:12.300	60.14	7.474	17:41:59.853
2 -	39.630	25.449	1:05.079 (3)	66.82	0.253	17:43:04.932
3 -	40.047	26.006	1:06.053	65.83	1.227	17:44:10.985
4 -	40.177	25.434	1:05.611	66.27	0.785	17:45:16.596
5 -	39.559	25.864	1:05.423	66.46	0.597	17:46:22.019
6 -	40.101	25.418	1:05.519	66.37	0.693	17:47:27.538
7 -	39.196	25.630	1:04.826 (1)	67.08		17:48:32.364
8 -	39.275	25.789	1:05.064 (2)	66.83	0.238	17:49:37.428
9 -	39.747	25.949	1:05.696	66.19	0.870	17:50:43.124
10 -	44.932	26.358	1:11.290	60.99	6.464	17:51:54.414
11 -	39.388	26.096	1:05.484	66.40	0.658	17:52:59.898

P15 3 Max MAUD		MZ -				
IDEAL LAP TIME : 1:05.028		BEST LAP TIME : 1:05.057		DIFFERENCE : 0.029		
LAP	SECTOR 1	SECTOR 2	LAP TIME	MPH	DIFF	TIME OF DAY
1 -		27.868	1:19.953	54.38	14.896	17:42:07.506
2 -	39.270	26.183	1:05.453 (2)	66.43	0.396	17:43:12.959
3 -	39.886	26.559	1:06.445	65.44	1.388	17:44:19.404
4 -	38.878	27.345	1:06.223	65.66	1.166	17:45:25.627
5 -	38.845	26.212	1:05.057 (1)	66.84		17:46:30.684
6 -	39.056	26.530	1:05.586 (3)	66.30	0.529	17:47:36.270
7 -	39.621	26.529	1:06.150	65.73	1.093	17:48:42.420
8 -	39.371	26.430	1:05.801	66.08	0.744	17:49:48.221
9 -	40.569	26.904	1:07.473	64.44	2.416	17:50:55.694
10 -	39.644	26.372	1:06.016	65.87	0.959	17:52:01.710
11 -	39.450	26.462	1:05.912	65.97	0.855	17:53:07.622

P16 65 R Konrad BREESE		MZ - @breese2you				
IDEAL LAP TIME : 1:04.485		BEST LAP TIME : 1:04.485		DIFFERENCE : 0.000		
LAP	SECTOR 1	SECTOR 2	LAP TIME	MPH	DIFF	TIME OF DAY
1 -		27.604	1:21.130	53.59	16.645	17:42:08.683
2 -	40.267	27.081	1:07.348	64.56	2.863	17:43:16.031

Weather / Track : Cloudy / Dry

Brands Hatch Indy
Circuit Length = 1.2079 miles
Start: 17:40 Flag 17:52 End: 17:53

BMCRC - MRO Championships 2015 - Rnd 1 @ Brands Hatch Indy

Freshdrop BMZRC 250 MZ

RACE 17 - SECTOR ANALYSIS

SECTOR 1 = FL to I1, SECTOR 2 = I1 to I2, SECTOR 3 = I2 to FL, DIFF = Difference To Personal Best Lap

3 -	40.986	26.803	1:07.789	64.14	3.304	17:44:23.820
4 -	40.058	27.593	1:07.651	64.27	3.166	17:45:31.471
5 -	39.583	26.192	1:05.775	66.11	1.290	17:46:37.246
6 -	39.397	26.666	1:06.063	65.82	1.578	17:47:43.309
7 -	39.123	26.463	1:05.586 (3)	66.30	1.101	17:48:48.895
8 -	39.603	26.018	1:05.621	66.26	1.136	17:49:54.516
9 -	39.864	26.173	1:06.037	65.85	1.552	17:51:00.553
10 -	38.826	26.207	1:05.033 (2)	66.86	0.548	17:52:05.586
11 -	38.731	25.754	1:04.485 (1)	67.43		17:53:10.071

P17 46		Mike DEVALL		MZ -		
IDEAL LAP TIME : 1:05.795		BEST LAP TIME : 1:05.845		DIFFERENCE : 0.050		
LAP	SECTOR 1	SECTOR 2	LAP TIME	MPH	DIFF	TIME OF DAY
1 -		26.540	1:14.575	58.31	8.730	17:42:02.128
2 -	39.760	26.447	1:06.207	65.68	0.362	17:43:08.335
3 -	39.659	26.458	1:06.117 (2)	65.77	0.272	17:44:14.452
4 -	39.348	26.497	1:05.845 (1)	66.04		17:45:20.297
5 -	39.707	26.448	1:06.155 (3)	65.73	0.310	17:46:26.452
6 -	40.127	26.506	1:06.633	65.26	0.788	17:47:33.085
7 -	39.981	26.928	1:06.909	64.99	1.064	17:48:39.994
8 -	41.263	26.856	1:08.119	63.83	2.274	17:49:48.113
9 -	40.450	26.855	1:07.305	64.61	1.460	17:50:55.418
10 -	40.039	26.791	1:06.830	65.06	0.985	17:52:02.248
11 -	40.945	27.515	1:08.460	63.52	2.615	17:53:10.708

P18 43		Daniel BARFORD		MZ -		
IDEAL LAP TIME : 1:06.011		BEST LAP TIME : 1:06.011		DIFFERENCE : 0.000		
LAP	SECTOR 1	SECTOR 2	LAP TIME	MPH	DIFF	TIME OF DAY
1 -		26.951	1:16.356	56.95	10.345	17:42:03.909
2 -	40.828	26.766	1:07.594	64.33	1.583	17:43:11.503
3 -	42.016	26.747	1:08.763	63.24	2.752	17:44:20.266
4 -	40.654	26.880	1:07.534	64.39	1.523	17:45:27.800
5 -	39.693	26.318	1:06.011 (1)	65.87		17:46:33.811
6 -	40.583	26.669	1:07.252	64.66	1.241	17:47:41.063
7 -	40.737	26.951	1:07.688	64.24	1.677	17:48:48.751
8 -	39.919	26.654	1:06.573 (2)	65.32	0.562	17:49:55.324
9 -	40.049	26.680	1:06.729	65.16	0.718	17:51:02.053
10 -	39.751	26.879	1:06.630 (3)	65.26	0.619	17:52:08.683
11 -	40.140	26.628	1:06.768	65.13	0.757	17:53:15.451

P19 20 R		Christopher WATSON		MZ - Expert Locksmiths		
IDEAL LAP TIME : 1:06.178		BEST LAP TIME : 1:06.347		DIFFERENCE : 0.169		
LAP	SECTOR 1	SECTOR 2	LAP TIME	MPH	DIFF	TIME OF DAY
1 -		26.560	1:15.430	57.65	9.083	17:42:02.983
2 -	40.686	26.865	1:07.551	64.37	1.204	17:43:10.534
3 -	41.274	27.706	1:08.980	63.04	2.633	17:44:19.514
4 -	41.293	26.746	1:08.039	63.91	1.692	17:45:27.553
5 -	40.978	26.933	1:07.911	64.03	1.564	17:46:35.464
6 -	40.541	26.819	1:07.360	64.55	1.013	17:47:42.824
7 -	40.040	26.586	1:06.626	65.26	0.279	17:48:49.450
8 -	39.941	26.555	1:06.496 (3)	65.39	0.149	17:49:55.946
9 -	40.372	26.606	1:06.978	64.92	0.631	17:51:02.924
10 -	39.675	26.672	1:06.347 (1)	65.54		17:52:09.271
11 -	39.623	26.755	1:06.378 (2)	65.51	0.031	17:53:15.649

P20 47		Richard FAYERS		MZ -		
IDEAL LAP TIME : 1:05.743		BEST LAP TIME : 1:06.188		DIFFERENCE : 0.445		
LAP	SECTOR 1	SECTOR 2	LAP TIME	MPH	DIFF	TIME OF DAY
1 -		27.875	1:20.440	54.05	14.252	17:42:07.993
2 -	41.705	26.511	1:08.216	63.74	2.028	17:43:16.209

Weather / Track : Cloudy / Dry

Brands Hatch Indy
Circuit Length = 1.2079 miles
Start: 17:40 Flag 17:52 End: 17:53

BMCRC - MRO Championships 2015 - Rnd 1 @ Brands Hatch Indy

Freshdrop BMZRC 250 MZ

RACE 17 - SECTOR ANALYSIS

SECTOR 1 = FL to I1, SECTOR 2 = I1 to I2, SECTOR 3 = I2 to FL, DIFF = Difference To Personal Best Lap

3 -	41.624	26.491	1:08.115	63.84	1.927	17:44:24.324
4 -	42.493	26.524	1:09.017	63.00	2.829	17:45:33.341
5 -	39.694	26.494	1:06.188 (1)	65.70		17:46:39.529
6 -	40.583	26.325	1:06.908	64.99	0.720	17:47:46.437
7 -	40.625	26.569	1:07.194	64.71	1.006	17:48:53.631
8 -	40.688	26.049	1:06.737 (2)	65.16	0.549	17:50:00.368
9 -	40.436	26.354	1:06.790 (3)	65.10	0.602	17:51:07.158
10 -	40.743	26.599	1:07.342	64.57	1.154	17:52:14.500
11 -	41.113	26.486	1:07.599	64.32	1.411	17:53:22.099

P21 44 R Robert DESOY		MZ -				
IDEAL LAP TIME : 1:05.815		BEST LAP TIME : 1:05.939				
		DIFFERENCE : 0.124				
LAP	SECTOR 1	SECTOR 2	LAP TIME	MPH	DIFF	TIME OF DAY
1 -		28.053	1:20.181	54.23	14.242	17:42:07.734
2 -	41.025	26.834	1:07.859	64.08	1.920	17:43:15.593
3 -	41.266	26.817	1:08.083	63.87	2.144	17:44:23.676
4 -	41.703	27.447	1:09.150	62.88	3.211	17:45:32.826
5 -	40.347	26.620	1:06.967	64.93	1.028	17:46:39.793
6 -	41.317	26.253	1:07.570	64.35	1.631	17:47:47.363
7 -	41.776	26.560	1:08.336	63.63	2.397	17:48:55.699
8 -	40.521	26.164	1:06.685 (3)	65.21	0.746	17:50:02.384
9 -	39.922	26.017	1:05.939 (1)	65.94		17:51:08.323
10 -	40.566	25.893	1:06.459 (2)	65.43	0.520	17:52:14.782
11 -	41.056	26.512	1:07.568	64.35	1.629	17:53:22.350

P22 27 R Andrew BUTTERS		MZ -				
IDEAL LAP TIME : 1:06.885		BEST LAP TIME : 1:07.032				
		DIFFERENCE : 0.147				
LAP	SECTOR 1	SECTOR 2	LAP TIME	MPH	DIFF	TIME OF DAY
1 -		27.768	1:19.616	54.61	12.584	17:42:07.169
2 -	40.807	27.140	1:07.947	63.99	0.915	17:43:15.116
3 -	41.142	27.240	1:08.382	63.59	1.350	17:44:23.498
4 -	41.897	27.568	1:09.465	62.60	2.433	17:45:32.963
5 -	41.245	26.899	1:08.144	63.81	1.112	17:46:41.107
6 -	40.985	27.150	1:08.135	63.82	1.103	17:47:49.242
7 -	40.407	26.967	1:07.374 (3)	64.54	0.342	17:48:56.616
8 -	39.986	27.046	1:07.032 (1)	64.87		17:50:03.648
9 -	40.863	27.223	1:08.086	63.86	1.054	17:51:11.734
10 -	40.148	27.135	1:07.283 (2)	64.63	0.251	17:52:19.017
11 -	40.807	27.101	1:07.908	64.03	0.876	17:53:26.925

P23 48 R Paul CANHAM		MZ -				
IDEAL LAP TIME : 1:08.013		BEST LAP TIME : 1:08.124				
		DIFFERENCE : 0.111				
LAP	SECTOR 1	SECTOR 2	LAP TIME	MPH	DIFF	TIME OF DAY
1 -		28.904	1:20.220	54.20	12.096	17:42:07.773
2 -	43.337	27.357	1:10.694	61.51	2.570	17:43:18.467
3 -	42.530	27.780	1:10.310	61.84	2.186	17:44:28.777
4 -	41.896	27.603	1:09.499	62.57	1.375	17:45:38.276
5 -	41.527	27.433	1:08.960	63.05	0.836	17:46:47.236
6 -	42.115	27.478	1:09.593	62.48	1.469	17:47:56.829
7 -	41.102	27.134	1:08.236 (2)	63.72	0.112	17:49:05.065
8 -	41.332	27.047	1:08.379 (3)	63.59	0.255	17:50:13.444
9 -	41.009	27.379	1:08.388	63.58	0.264	17:51:21.832
10 -	41.382	27.076	1:08.458	63.52	0.334	17:52:30.290
11 -	41.120	27.004	1:08.124 (1)	63.83		17:53:38.414

P24 55 R Archy ARGO		MZ - BC Racing				
IDEAL LAP TIME : 1:08.692		BEST LAP TIME : 1:09.076				
		DIFFERENCE : 0.384				
LAP	SECTOR 1	SECTOR 2	LAP TIME	MPH	DIFF	TIME OF DAY
1 -		28.672	1:24.219	51.63	15.143	17:42:11.772
2 -	44.137	27.994	1:12.131	60.28	3.055	17:43:23.903

Weather / Track : Cloudy / Dry

Brands Hatch Indy
Circuit Length = 1.2079 miles
Start: 17:40 Flag 17:52 End: 17:53

BMCRC - MRO Championships 2015 - Rnd 1 @ Brands Hatch Indy

Freshdrop BMZRC 250 MZ

RACE 17 - SECTOR ANALYSIS

SECTOR 1 = FL to I1, SECTOR 2 = I1 to I2, SECTOR 3 = I2 to FL, DIFF = Difference To Personal Best Lap

3 -	42.363	28.063	1:10.426	61.74	1.350	17:44:34.329
4 -	41.610	27.933	1:09.543	62.53	0.467	17:45:43.872
5 -	42.101	27.119	1:09.220 (2)	62.82	0.144	17:46:53.092
6 -	42.268	27.241	1:09.509 (3)	62.56	0.433	17:48:02.601
7 -	42.070	27.444	1:09.514	62.55	0.438	17:49:12.115
8 -	42.616	27.805	1:10.421	61.75	1.345	17:50:22.536
9 -	41.573	27.503	1:09.076 (1)	62.95		17:51:31.612
10 -	41.834	27.748	1:09.582	62.49	0.506	17:52:41.194

P25 93		Graham TOWLER		MZ -		
IDEAL LAP TIME : 1:09.475		BEST LAP TIME : 1:09.475		DIFFERENCE : 0.000		
LAP	SECTOR 1	SECTOR 2	LAP TIME	MPH	DIFF	TIME OF DAY
1 -		29.221	1:25.401	50.91	15.926	17:42:12.954
2 -	44.835	29.027	1:13.862	58.87	4.387	17:43:26.816
3 -	43.653	29.136	1:12.789	59.74	3.314	17:44:39.605
4 -	43.102	28.062	1:11.164	61.10	1.689	17:45:50.769
5 -	42.588	28.117	1:10.705	61.50	1.230	17:47:01.474
6 -	42.614	27.923	1:10.537 (2)	61.64	1.062	17:48:12.011
7 -	42.200	28.390	1:10.590 (3)	61.60	1.115	17:49:22.601
8 -	41.912	27.563	1:09.475 (1)	62.59		17:50:32.076
9 -	43.159	27.900	1:11.059	61.19	1.584	17:51:43.135
10 -	42.987	27.978	1:10.965	61.27	1.490	17:52:54.100

P26 53 R		Stephen HAMER		MZ -		
IDEAL LAP TIME : 1:09.553		BEST LAP TIME : 1:09.553		DIFFERENCE : 0.000		
LAP	SECTOR 1	SECTOR 2	LAP TIME	MPH	DIFF	TIME OF DAY
1 -		28.540	1:25.568	50.81	16.015	17:42:13.121
2 -	45.433	28.355	1:13.788	58.93	4.235	17:43:26.909
3 -	44.106	28.785	1:12.891	59.65	3.338	17:44:39.800
4 -	43.748	28.146	1:11.894	60.48	2.341	17:45:51.694
5 -	42.325	28.079	1:10.404 (3)	61.76	0.851	17:47:02.098
6 -	42.968	27.920	1:10.888	61.34	1.335	17:48:12.986
7 -	43.052	28.338	1:11.390	60.91	1.837	17:49:24.376
8 -	42.139	27.414	1:09.553 (1)	62.52		17:50:33.929
9 -	42.700	27.924	1:10.624	61.57	1.071	17:51:44.553
10 -	42.219	27.820	1:10.039 (2)	62.08	0.486	17:52:54.592

P27 51 R		Duane SUTCH		MZ -		
IDEAL LAP TIME : 1:10.433		BEST LAP TIME : 1:10.859		DIFFERENCE : 0.426		
LAP	SECTOR 1	SECTOR 2	LAP TIME	MPH	DIFF	TIME OF DAY
1 -		28.246	1:22.041	53.00	11.182	17:42:09.594
2 -	43.445	27.543	1:10.988 (2)	61.25	0.129	17:43:20.582
3 -	43.916	28.636	1:12.552	59.93	1.693	17:44:33.134
4 -	43.590	28.375	1:11.965	60.42	1.106	17:45:45.099
5 -	43.877	28.512	1:12.389	60.07	1.530	17:46:57.488
6 -	44.215	27.798	1:12.013	60.38	1.154	17:48:09.501
7 -	43.643	27.891	1:11.534	60.79	0.675	17:49:21.035
8 -	43.290	27.569	1:10.859 (1)	61.36		17:50:31.894
9 -	43.555	28.020	1:11.575	60.75	0.716	17:51:43.469
10 -	42.890	28.280	1:11.170 (3)	61.10	0.311	17:52:54.639

P28 88 R		Phoebe STOCKFORD		MZ -		
IDEAL LAP TIME : 1:11.740		BEST LAP TIME : 1:11.740		DIFFERENCE : 0.000		
LAP	SECTOR 1	SECTOR 2	LAP TIME	MPH	DIFF	TIME OF DAY
1 -		28.986	1:26.444	50.30	14.704	17:42:13.997
2 -	47.229	29.483	1:16.712	56.68	4.972	17:43:30.709
3 -	45.456	28.805	1:14.261	58.55	2.521	17:44:44.970
4 -	43.942	28.144	1:12.086 (2)	60.32	0.346	17:45:57.056
5 -	44.139	28.484	1:12.623	59.87	0.883	17:47:09.679
6 -	43.814	27.926	1:11.740 (1)	60.61		17:48:21.419

Weather / Track : Cloudy / Dry

Brands Hatch Indy
Circuit Length = 1.2079 miles
Start: 17:40 Flag 17:52 End: 17:53

BMCRC - MRO Championships 2015 - Rnd 1 @ Brands Hatch Indy

Freshdrop BMZRC 250 MZ

RACE 17 - SECTOR ANALYSIS

SECTOR 1 = FL to I1, SECTOR 2 = I1 to I2, SECTOR 3 = I2 to FL, DIFF = Difference To Personal Best Lap

7 -	43.860	28.460	1:12.320 (3)	60.13	0.580	17:49:33.739
8 -	43.933	28.426	1:12.359	60.09	0.619	17:50:46.098
9 -	44.504	28.708	1:13.212	59.39	1.472	17:51:59.310
10 -	46.047	28.703	1:14.750	58.17	3.010	17:53:14.060

P29 36		Joe BALDRY		MZ -			
IDEAL LAP TIME : 59.485		BEST LAP TIME : 59.485		DIFFERENCE : 0.000			
LAP	SECTOR 1	SECTOR 2	LAP TIME	MPH	DIFF	TIME OF DAY	
1 -	OUTLAP	23.866	1:05.826	66.06	6.341	17:41:53.379	
2 -	36.009	24.162	1:00.171 (3)	72.27	0.686	17:42:53.550	
3 -	35.790	23.695	59.485 (1)	73.10		17:43:53.035	
4 -	35.914	23.889	59.803 (2)	72.71	0.318	17:44:52.838	
5 -	36.342	24.421	1:00.763	71.56	1.278	17:45:53.601	
6 -	1:07.961	24.503	1:32.464	47.03	32.979	17:47:26.065	
7 -	36.999	24.976	1:01.975	70.16	2.490	17:48:28.040	
8 -	36.715		1:27.950 P	49.44	28.465	17:49:55.990	

P30 30		Malcolm HOWELL		MZ -			
IDEAL LAP TIME : 1:10.864		BEST LAP TIME : 1:10.864		DIFFERENCE : 0.000			
LAP	SECTOR 1	SECTOR 2	LAP TIME	MPH	DIFF	TIME OF DAY	
1 -		29.029	1:23.375	52.15	12.511	17:42:10.928	
2 -	44.080	29.069	1:13.149	59.44	2.285	17:43:24.077	
3 -	43.618	28.527	1:12.145	60.27	1.281	17:44:36.222	
4 -	43.243	28.270	1:11.513 (2)	60.80	0.649	17:45:47.735	
5 -	42.884	27.980	1:10.864 (1)	61.36		17:46:58.599	
6 -	43.546	28.147	1:11.693 (3)	60.65	0.829	17:48:10.292	

P31 5		Garry SAMETT		MZ - smallmouse			
IDEAL LAP TIME : 1:02.276		BEST LAP TIME : 1:02.610		DIFFERENCE : 0.334			
LAP	SECTOR 1	SECTOR 2	LAP TIME	MPH	DIFF	TIME OF DAY	
1 -		24.446	1:08.886 (2)	63.12	6.276	17:41:56.439	
2 -	37.830	24.780	1:02.610 (1)	69.45		17:42:59.049	

P32 2		Lee HARDY		MZ - Amy & Eric Hardy			
IDEAL LAP TIME :		BEST LAP TIME : 1:08.645		DIFFERENCE :			
LAP	SECTOR 1	SECTOR 2	LAP TIME	MPH	DIFF	TIME OF DAY	
1 -		24.600	1:08.645 (1)	63.34		17:41:56.198	

BMCRC - MRO Championships 2015 - Rnd 1 @ Brands Hatch Indy

Freshdrop BMZRC 250 MZ

RACE 17 - BEST SECTORS

SECTOR 1			SECTOR 2			IDEAL / BEST COMPARISON						
POS	NO	NAME	TIME	NO	NAME	TIME	POS	NO	NAME	IDEAL	BEST	DIFF
									PERFECT LAP	58.161		
1	96	KENT	34.898	82	TAYLOR	23.263	1	82	TAYLOR	58.187	58.324	0.137
2	82	TAYLOR	34.924	75	WOODALL	23.349	2	96	KENT	58.305	58.346	0.041
3	75	WOODALL	34.991	96	KENT	23.407	3	75	WOODALL	58.340	58.487	0.147
4	36	BALDRY	35.790	85	WALES	23.644	4	36	BALDRY	59.485	59.485	0.000
5	33	WRIGHT	35.853	36	BALDRY	23.695	5	85	WALES	59.516	59.540	0.024
6	85	WALES	35.872	33	WRIGHT	24.110	6	33	WRIGHT	59.963	1:00.153	0.190
7	8	MANNERING	36.565	8	MANNERING	24.316	7	8	MANNERING	1:00.881	1:01.137	0.256
8	22	FINCH	36.741	22	FINCH	24.404	8	22	FINCH	1:01.145	1:01.145	0.000
9	18	GREEN	37.055	58	DAVIES	24.443	9	18	GREEN	1:01.664	1:02.019	0.355
10	58	DAVIES	37.426	5	SAMETT	24.446	10	58	DAVIES	1:01.869	1:02.018	0.149
11	41	WILLIAMS	37.753	2	HARDY	24.600	11	5	SAMETT	1:02.276	1:02.610	0.334
12	5	SAMETT	37.830	18	GREEN	24.609	12	31	BIGNELL	1:02.683	1:03.034	0.351
13	31	BIGNELL	37.993	31	BIGNELL	24.690	13	41	WILLIAMS	1:02.830	1:03.054	0.224
14	11	SLAUGHTER	38.222	41	WILLIAMS	25.077	14	11	SLAUGHTER	1:03.304	1:03.448	0.144
15	62	BETTRIDGE	38.314	11	SLAUGHTER	25.082	15	62	BETTRIDGE	1:03.547	1:03.747	0.200
16	65	BREESE	38.731	62	BETTRIDGE	25.233	16	65	BREESE	1:04.485	1:04.485	0.000
17	3	MAUD	38.845	9	HOWLETT	25.418	17	9	HOWLETT	1:04.614	1:04.826	0.212
18	9	HOWLETT	39.196	65	BREESE	25.754	18	3	MAUD	1:05.028	1:05.057	0.029
19	46	DEVALL	39.348	44	DESSOY	25.893	19	47	FAYERS	1:05.743	1:06.188	0.445
20	20	WATSON	39.623	47	FAYERS	26.049	20	46	DEVALL	1:05.795	1:05.845	0.050
21	43	BARFORD	39.693	3	MAUD	26.183	21	44	DESSOY	1:05.815	1:05.939	0.124
22	47	FAYERS	39.694	43	BARFORD	26.318	22	43	BARFORD	1:06.011	1:06.011	0.000
23	44	DESSOY	39.922	46	DEVALL	26.447	23	20	WATSON	1:06.178	1:06.347	0.169
24	27	BUTTERS	39.986	20	WATSON	26.555	24	27	BUTTERS	1:06.885	1:07.032	0.147
25	48	CANHAM	41.009	27	BUTTERS	26.899	25	48	CANHAM	1:08.013	1:08.124	0.111
26	55	ARGO	41.573	48	CANHAM	27.004	26	55	ARGO	1:08.692	1:09.076	0.384
27	93	TOWLER	41.912	55	ARGO	27.119	27	93	TOWLER	1:09.475	1:09.475	0.000
28	53	HAMER	42.139	53	HAMER	27.414	28	53	HAMER	1:09.553	1:09.553	0.000
29	30	HOWELL	42.884	51	SUTCH	27.543	29	51	SUTCH	1:10.433	1:10.859	0.426
30	51	SUTCH	42.890	93	TOWLER	27.563	30	30	HOWELL	1:10.864	1:10.864	0.000
31	88	STOCKFORD	43.814	88	STOCKFORD	27.926	31	88	STOCKFORD	1:11.740	1:11.740	0.000
32				30	HOWELL	27.980	32	2	HARDY		1:08.645	
33												

Weather / Track : Cloudy / Dry

Results can be found at www.tsl-timing.com

Brands Hatch Indy
 Circuit Length = 1.2079 miles
 Start: 17:40 Flag 17:52 End: 17:53

Printed - 17:55 Saturday, 28 March 2015


BMCRC - MRO Championships 2015 - Rnd 1 @ Brands Hatch Indy

Freshdrop BMZRC 250 MZ

RACE 7 - GRID

ROW 12	35	125 Ben MILES	34	6 Jerry FROST		
ROW 11	33	95 Christopher ROGERS	32	2 Lee HARDY	31	5 Garry SAMETT
ROW 10	30	30 Malcolm HOWELL	29	36 Joe BALDRY	28	88 Phoebe STOCKFORD
ROW 9	27	51 Duane SUTCH	26	53 Stephen HAMER	25	93 Graham TOWLER
ROW 8	24	55 Archy ARGO	23	48 Paul CANHAM	22	27 Andrew BUTTERS
ROW 7	21	44 Robert DESSOY	20	47 Richard FAYERS	19	20 Christopher WATSON
ROW 6	18	43 Daniel BARFORD	17	46 Mike DEVALL	16	65 Konrad BREESE
ROW 5	15	3 Max MAUD	14	9 Gary HOWLETT	13	62 Nicholas BETTRIDGE
ROW 4	12	11 Ian SLAUGHTER	11	31 David BIGNELL	10	41 Gary WILLIAMS
ROW 3	9	58 Des DAVIES	8	18 Barry GREEN	7	22 Simon FINCH
ROW 2	6	8 Peter MANNERING	5	33 Greg WRIGHT	4	85 Andrew WALES
ROW 1	3	96 Christopher KENT	2	75 Peter WOODALL	1	82 Mark TAYLOR

Pole



Brands Hatch Indy
Circuit Length = 1.2079 miles

These results are provisional until the conclusion of any judicial and technical matters.

Clerk Of Course :	Timekeeper :
-------------------	--------------

Results can be found at www.tsl-timing.com

Printed - 17:56 Saturday, 28 March 2015



BMCRC - MRO Championships 2015 - Rnd 1 @ Brands Hatch Indy

Freshdrop BMZRC 250 MZ

RACE 7 - CLASSIFICATION

POS	NO	CL	PIC NAME	ENTRY	LAPS	TIME	GAP	DIFF	MPH	BEST	ON
1	82		1 Mark TAYLOR	MZ - B K NOLTE contracts limited	12	13:01.255			66.79	1:02.928	8
2	75		2 Peter WOODALL	MZ - Core Projects Ltd	12	13:03.006	1.751	1.751	66.64	1:03.657	8
3	95		3 Christopher ROGERS	MZ -	12	13:26.038	24.783	23.032	64.74	1:03.845	12
4	85		4 Andrew WALES	MZ - Illuminated Design Ltd	12	13:34.097	32.842	8.059	64.09	1:06.426	6
5	36		5 Joe BALDRY	MZ -	12	13:42.393	41.138	8.296	63.45	1:06.742	8
6	33		6 Greg WRIGHT	MZ - Neos-IT	12	14:05.172	1:03.917	22.779	61.74	1:08.424	9
7	18		7 Barry GREEN	MZ -	12	14:07.443	1:06.188	2.271	61.57	1:07.763	12
8	62*	R	1 Nicholas BETTRIDGE	MZ -	12	14:19.221	1:17.966	11.778	60.73	1:08.583	11
9	11		8 Ian SLAUGHTER	MZ -	11	13:05.626	1 Lap	1 Lap	60.88	1:08.907	11
10	22		9 Simon FINCH	MZ - The Bayard Partnership/A.S.K Plumbing	11	13:07.160	1 Lap	1.534	60.76	1:09.092	8
11	20	R	2 Christopher WATSON	MZ - Expert Locksmiths	11	13:07.332	1 Lap	0.172	60.75	1:09.314	8
12	9		10 Gary HOWLETT	MZ - HS Racing	11	13:17.781	1 Lap	10.449	59.95	1:08.590	11
13	31		11 David BIGNELL	MZ -	11	13:17.809	1 Lap	0.028	59.95	1:08.984	11
14	44	R	3 Robert DESSOY	MZ -	11	13:41.251	1 Lap	23.442	58.24	1:10.454	10
15	41		12 Gary WILLIAMS	MZ -	11	13:42.759	1 Lap	1.508	58.13	1:10.788	11
16	47		13 Richard FAYERS	MZ -	11	13:58.159	1 Lap	15.400	57.07	1:13.734	3
17	65	R	4 Konrad BREESE	MZ - @breese2you	10	13:02.644	2 Laps	1 Lap	55.56	1:13.671	10
18	3		14 Max MAUD	MZ -	10	13:06.843	2 Laps	4.199	55.26	1:16.707	7
19	43		15 Daniel BARFORD	MZ -	10	13:26.551	2 Laps	19.708	53.91	1:16.826	10
20	48	R	5 Paul CANHAM	MZ -	10	13:26.660	2 Laps	0.109	53.90	1:17.248	10
21	51	R	6 Duane SUTCH	MZ -	10	13:53.089	2 Laps	26.429	52.19	1:15.035	10
22	55	R	7 Archy ARGO	MZ - BC Racing	10	14:05.769	2 Laps	12.680	51.41	1:21.068	9
23	53	R	8 Stephen HAMER	MZ -	10	14:06.937	2 Laps	1.168	51.34	1:20.344	10
24	30		16 Malcolm HOWELL	MZ -	10	14:09.008	2 Laps	2.071	51.21	1:20.809	9
25	88	R	9 Phoebe STOCKFORD	MZ -	9	13:31.369	3 Laps	1 Lap	48.23	1:19.116	9
26	93		17 Graham TOWLER	MZ -	9	14:04.885	3 Laps	33.516	46.32	1:30.149	6

NOT CLASSIFIED

DNF	27	R	Andrew BUTTERS	MZ -	8	10:27.444	4 Laps	1 Lap	55.44	1:12.379	7
DNF	46		Mike DEVALL	MZ -	0						
DNF	96		Christopher KENT	MZ -	0						
DNF	8		Peter MANNERING	MZ - MBC despatch	0						
DNF	58		Des DAVIES	MZ - Lozz & Soss	0						

FASTEST LAP

82			Mark TAYLOR	MZ - B K NOLTE contracts limited	8	1:02.928		69.10 mph	111.21 kph
62	R		Nicholas BETTRIDGE	MZ -	11	1:08.583		63.40 mph	102.04 kph

* No 62 - 10 second jump start penalty
 Class - 90% of Race Speed = 60.11 mph
 Class R - 90% of Race Speed = 54.65 mph

Brands Hatch Indy
 Circuit Length = 1.2079 miles
 Start: 13:51 Flag 14:04 End: 14:05

Weather / Track : Cloudy / Dry

These results are provisional until the conclusion of any judicial and technical matters.

Clerk Of Course :	Timekeeper :
-------------------	--------------

Results can be found at www.tsl-timing.com

Printed - 14:06 Sunday, 29 March 2015



BMCRC - MRO Championships 2015 - Rnd 1 @ Brands Hatch Indy

Freshdrop BMZRC 250 MZ

RACE 7 - LAP CHART

93	3 Laps	1:30.843
33	1:03.917	1:08.983
55	2 Laps	1:21.316
53	2 Laps	1:20.344
18	1:06.188	1:07.763
30	2 Laps	1:21.396
62	1:07.966	1:09.367

BMCRC - MRO Championships 2015 - Rnd 1 @ Brands Hatch Indy

Freshdrop BMZRC 250 MZ

RACE 7 - SECTOR ANALYSIS

SECTOR 1 = FL to I1, SECTOR 2 = I1 to I2, SECTOR 3 = I2 to FL, DIFF = Difference To Personal Best Lap

P1 82		Mark TAYLOR		MZ - B K NOLTE contracts limited		
IDEAL LAP TIME : 1:02.861		BEST LAP TIME : 1:02.928		DIFFERENCE : 0.067		
LAP	SECTOR 1	SECTOR 2	LAP TIME	MPH	DIFF	TIME OF DAY
1 -		25.964	1:09.890	62.22	6.962	13:52:52.284
2 -	38.816	25.761	1:04.577	67.33	1.649	13:53:56.861
3 -	38.682	26.176	1:04.858	67.04	1.930	13:55:01.719
4 -	38.297	26.667	1:04.964	66.93	2.036	13:56:06.683
5 -	38.589	25.827	1:04.416	67.50	1.488	13:57:11.099
6 -	38.780	26.397	1:05.177	66.71	2.249	13:58:16.276
7 -	39.095	27.269	1:06.364	65.52	3.436	13:59:22.640
8 -	38.004	24.924	1:02.928 (1)	69.10		14:00:25.568
9 -	39.413	25.243	1:04.656	67.25	1.728	14:01:30.224
10 -	38.476	25.558	1:04.034 (3)	67.91	1.106	14:02:34.258
11 -	41.027	25.248	1:06.275	65.61	3.347	14:03:40.533
12 -	37.937	25.179	1:03.116 (2)	68.89	0.188	14:04:43.649

P2 75		Peter WOODALL		MZ - Core Projects Ltd		
IDEAL LAP TIME : 1:03.501		BEST LAP TIME : 1:03.657		DIFFERENCE : 0.156		
LAP	SECTOR 1	SECTOR 2	LAP TIME	MPH	DIFF	TIME OF DAY
1 -		25.646	1:10.666	61.53	7.009	13:52:53.060
2 -	38.826	25.521	1:04.347	67.58	0.690	13:53:57.407
3 -	38.939	26.096	1:05.035	66.86	1.378	13:55:02.442
4 -	38.291	26.788	1:05.079	66.82	1.422	13:56:07.521
5 -	38.534	25.853	1:04.387	67.53	0.730	13:57:11.908
6 -	38.647	26.035	1:04.682	67.23	1.025	13:58:16.590
7 -	39.016	25.998	1:05.014	66.88	1.357	13:59:21.604
8 -	38.335	25.322	1:03.657 (1)	68.31		14:00:25.261
9 -	39.416	25.341	1:04.757	67.15	1.100	14:01:30.018
10 -	38.461	25.807	1:04.268 (2)	67.66	0.611	14:02:34.286
11 -	41.585	25.210	1:06.795	65.10	3.138	14:03:41.081
12 -	38.466	25.853	1:04.319 (3)	67.60	0.662	14:04:45.400

P3 95		Christopher ROGERS		MZ -		
IDEAL LAP TIME : 1:03.826		BEST LAP TIME : 1:03.845		DIFFERENCE : 0.019		
LAP	SECTOR 1	SECTOR 2	LAP TIME	MPH	DIFF	TIME OF DAY
1 -		26.837	1:20.305	54.15	16.460	13:53:02.699
2 -	41.145	26.520	1:07.665	64.26	3.820	13:54:10.364
3 -	40.567	26.774	1:07.341	64.57	3.496	13:55:17.705
4 -	39.681	26.164	1:05.845	66.04	2.000	13:56:23.550
5 -	39.716	26.390	1:06.106	65.78	2.261	13:57:29.656
6 -	39.080	26.049	1:05.129 (3)	66.76	1.284	13:58:34.785
7 -	40.004	26.575	1:06.579	65.31	2.734	13:59:41.364
8 -	39.925	25.966	1:05.891	65.99	2.046	14:00:47.255
9 -	39.053	25.682	1:04.735 (2)	67.17	0.890	14:01:51.990
10 -	40.928	25.536	1:06.464	65.42	2.619	14:02:58.454
11 -	40.593	25.540	1:06.133	65.75	2.288	14:04:04.587
12 -	38.290	25.555	1:03.845 (1)	68.11		14:05:08.432

P4 85		Andrew WALES		MZ - Illuminated Design Ltd		
IDEAL LAP TIME : 1:05.966		BEST LAP TIME : 1:06.426		DIFFERENCE : 0.460		
LAP	SECTOR 1	SECTOR 2	LAP TIME	MPH	DIFF	TIME OF DAY
1 -		26.569	1:13.528	59.14	7.102	13:52:55.922
2 -	41.289	26.426	1:07.715	64.21	1.289	13:54:03.637
3 -	40.147	26.318	1:06.465 (2)	65.42	0.039	13:55:10.102
4 -	40.563	26.355	1:06.918	64.98	0.492	13:56:17.020
5 -	42.584	27.196	1:09.780	62.31	3.354	13:57:26.800
6 -	40.193	26.233	1:06.426 (1)	65.46		13:58:33.226
7 -	41.255	26.703	1:07.958	63.98	1.532	13:59:41.184
8 -	40.718	25.919	1:06.637	65.25	0.211	14:00:47.821
9 -	40.111	26.363	1:06.474 (3)	65.41	0.048	14:01:54.295

Weather / Track : Cloudy / Dry

Brands Hatch Indy
Circuit Length = 1.2079 miles
Start: 13:51 Flag 14:04 End: 14:05

BMCRC - MRO Championships 2015 - Rnd 1 @ Brands Hatch Indy

Freshdrop BMZRC 250 MZ

RACE 7 - SECTOR ANALYSIS

SECTOR 1 = FL to I1, SECTOR 2 = I1 to I2, SECTOR 3 = I2 to FL, DIFF = Difference To Personal Best Lap

10 -	40.985	27.153	1:08.138	63.82	1.712	14:03:02.433
11 -	40.225	27.110	1:07.335	64.58	0.909	14:04:09.768
12 -	40.047	26.676	1:06.723	65.17	0.297	14:05:16.491

P5 36		Joe BALDRY		MZ -		
IDEAL LAP TIME : 1:06.207		BEST LAP TIME : 1:06.742		DIFFERENCE : 0.535		
LAP	SECTOR 1	SECTOR 2	LAP TIME	MPH	DIFF	TIME OF DAY
1 -		27.061	1:20.695	53.88	13.953	13:53:03.089
2 -	41.799	27.206	1:09.005	63.01	2.263	13:54:12.094
3 -	40.532	26.595	1:07.127	64.78	0.385	13:55:19.221
4 -	40.676	26.413	1:07.089	64.81	0.347	13:56:26.310
5 -	39.881	27.248	1:07.129	64.77	0.387	13:57:33.439
6 -	40.066	26.786	1:06.852 (2)	65.04	0.110	13:58:40.291
7 -	40.927	26.831	1:07.758	64.17	1.016	13:59:48.049
8 -	40.416	26.326	1:06.742 (1)	65.15		14:00:54.791
9 -	40.718	27.060	1:07.778	64.15	1.036	14:02:02.569
10 -	41.027	26.937	1:07.964	63.98	1.222	14:03:10.533
11 -	40.346	26.616	1:06.962 (3)	64.94	0.220	14:04:17.495
12 -	40.340	26.952	1:07.292	64.62	0.550	14:05:24.787

P6 33		Greg WRIGHT		MZ - Neos-IT		
IDEAL LAP TIME : 1:08.009		BEST LAP TIME : 1:08.424		DIFFERENCE : 0.415		
LAP	SECTOR 1	SECTOR 2	LAP TIME	MPH	DIFF	TIME OF DAY
1 -		27.618	1:16.339	56.96	7.915	13:52:58.733
2 -	42.187	27.455	1:09.642	62.44	1.218	13:54:08.375
3 -	42.709	27.650	1:10.359	61.80	1.935	13:55:18.734
4 -	42.009	27.087	1:09.096	62.93	0.672	13:56:27.830
5 -	41.377	27.324	1:08.701 (2)	63.29	0.277	13:57:36.531
6 -	44.472	26.910	1:11.382	60.92	2.958	13:58:47.913
7 -	41.935	27.535	1:09.470	62.59	1.046	13:59:57.383
8 -	41.890	27.456	1:09.346	62.70	0.922	14:01:06.729
9 -	41.099	27.325	1:08.424 (1)	63.55		14:02:15.153
10 -	43.088	30.418	1:13.506	59.15	5.082	14:03:28.659
11 -	42.471	27.453	1:09.924	62.19	1.500	14:04:38.583
12 -	41.214	27.769	1:08.983 (3)	63.03	0.559	14:05:47.566

P7 18		Barry GREEN		MZ -		
IDEAL LAP TIME : 1:07.763		BEST LAP TIME : 1:07.763		DIFFERENCE : 0.000		
LAP	SECTOR 1	SECTOR 2	LAP TIME	MPH	DIFF	TIME OF DAY
1 -		27.744	1:17.307	56.25	9.544	13:52:59.701
2 -	42.087	27.526	1:09.613	62.46	1.850	13:54:09.314
3 -	41.503	27.055	1:08.558	63.42	0.795	13:55:17.872
4 -	42.038	27.736	1:09.774	62.32	2.011	13:56:27.646
5 -	41.303	27.101	1:08.404 (3)	63.57	0.641	13:57:36.050
6 -	44.349	27.239	1:11.588	60.74	3.825	13:58:47.638
7 -	41.696	27.088	1:08.784	63.22	1.021	13:59:56.422
8 -	42.455	27.254	1:09.709	62.38	1.946	14:01:06.131
9 -	40.912	27.160	1:08.072 (2)	63.88	0.309	14:02:14.203
10 -	41.005	35.202	1:16.207	57.06	8.444	14:03:30.410
11 -	43.783	27.881	1:11.664	60.68	3.901	14:04:42.074
12 -	40.888	26.875	1:07.763 (1)	64.17		14:05:49.837

P8 62 R		Nicholas BETTRIDGE		MZ -		
IDEAL LAP TIME : 1:08.177		BEST LAP TIME : 1:08.583		DIFFERENCE : 0.406		
LAP	SECTOR 1	SECTOR 2	LAP TIME	MPH	DIFF	TIME OF DAY
1 -		28.574	1:21.988	53.03	13.405	13:53:04.382
2 -	43.183	28.326	1:11.509	60.81	2.926	13:54:15.891
3 -	41.846	27.821	1:09.667	62.41	1.084	13:55:25.558
4 -	42.191	27.715	1:09.906	62.20	1.323	13:56:35.464
5 -	42.801	27.786	1:10.587	61.60	2.004	13:57:46.051

Weather / Track : Cloudy / Dry

Brands Hatch Indy
Circuit Length = 1.2079 miles
Start: 13:51 Flag 14:04 End: 14:05

BMCRC - MRO Championships 2015 - Rnd 1 @ Brands Hatch Indy

Freshdrop BMZRC 250 MZ

RACE 7 - SECTOR ANALYSIS

SECTOR 1 = FL to I1, SECTOR 2 = I1 to I2, SECTOR 3 = I2 to FL, DIFF = Difference To Personal Best Lap

6 -	41.900	28.402	1:10.302	61.85	1.719	13:58:56.353
7 -	43.086	27.408	1:10.494	61.68	1.911	14:00:06.847
8 -	41.669	26.977	1:08.646 (2)	63.34	0.063	14:01:15.493
9 -	41.862	27.579	1:09.441	62.62	0.858	14:02:24.934
10 -	41.852	26.879	1:08.731 (3)	63.26	0.148	14:03:33.665
11 -	41.298	27.285	1:08.583 (1)	63.40		14:04:42.248
12 -	41.412	27.955	1:09.367	62.68	0.784	14:05:51.615

P9 11 Ian SLAUGHTER		MZ -				
IDEAL LAP TIME : 1:08.677		BEST LAP TIME : 1:08.907		DIFFERENCE : 0.230		
LAP	SECTOR 1	SECTOR 2	LAP TIME	MPH	DIFF	TIME OF DAY
1 -		28.528	1:19.198	54.90	10.291	13:53:01.592
2 -	42.722	27.892	1:10.614	61.58	1.707	13:54:12.206
3 -	42.754	28.095	1:10.849	61.37	1.942	13:55:23.055
4 -	42.954	28.203	1:11.157	61.11	2.250	13:56:34.212
5 -	44.364	28.329	1:12.693	59.82	3.786	13:57:46.905
6 -	42.985	28.441	1:11.426	60.88	2.519	13:58:58.331
7 -	43.224	28.132	1:11.356	60.94	2.449	14:00:09.687
8 -	41.619	27.446	1:09.065 (2)	62.96	0.158	14:01:18.752
9 -	42.175	28.842	1:11.017	61.23	2.110	14:02:29.769
10 -	42.144	27.200	1:09.344 (3)	62.71	0.437	14:03:39.113
11 -	41.477	27.430	1:08.907 (1)	63.10		14:04:48.020

P10 22 Simon FINCH		MZ - The Bayard Partnership/A.S.K Plumbing				
IDEAL LAP TIME : 1:08.880		BEST LAP TIME : 1:09.092		DIFFERENCE : 0.212		
LAP	SECTOR 1	SECTOR 2	LAP TIME	MPH	DIFF	TIME OF DAY
1 -		29.005	1:19.472	54.71	10.380	13:53:01.866
2 -	43.878	28.767	1:12.645	59.86	3.553	13:54:14.511
3 -	43.024	27.933	1:10.957	61.28	1.865	13:55:25.468
4 -	42.111	28.024	1:10.135 (3)	62.00	1.043	13:56:35.603
5 -	43.176	28.317	1:11.493	60.82	2.401	13:57:47.096
6 -	42.477	28.313	1:10.790	61.42	1.698	13:58:57.886
7 -	43.433	27.395	1:10.828	61.39	1.736	14:00:08.714
8 -	41.869	27.223	1:09.092 (1)	62.93		14:01:17.806
9 -	41.657	27.913	1:09.570 (2)	62.50	0.478	14:02:27.376
10 -	43.506	28.095	1:11.601	60.73	2.509	14:03:38.977
11 -	42.858	27.719	1:10.577	61.61	1.485	14:04:49.554

P11 20 R Christopher WATSON		MZ - Expert Locksmiths				
IDEAL LAP TIME : 1:08.887		BEST LAP TIME : 1:09.314		DIFFERENCE : 0.427		
LAP	SECTOR 1	SECTOR 2	LAP TIME	MPH	DIFF	TIME OF DAY
1 -		28.557	1:20.117	54.27	10.803	13:53:02.511
2 -	43.148	28.013	1:11.161	61.10	1.847	13:54:13.672
3 -	42.842	28.056	1:10.898	61.33	1.584	13:55:24.570
4 -	42.048	28.146	1:10.194 (3)	61.95	0.880	13:56:34.764
5 -	43.199	28.459	1:11.658	60.68	2.344	13:57:46.422
6 -	43.037	28.444	1:11.481	60.83	2.167	13:58:57.903
7 -	43.473	28.079	1:11.552	60.77	2.238	14:00:09.455
8 -	41.476	27.838	1:09.314 (1)	62.73		14:01:18.769
9 -	42.045	29.142	1:11.187	61.08	1.873	14:02:29.956
10 -	42.595	27.825	1:10.420	61.75	1.106	14:03:40.376
11 -	41.939	27.411	1:09.350 (2)	62.70	0.036	14:04:49.726

P12 9 Gary HOWLETT		MZ - HS Racing				
IDEAL LAP TIME : 1:08.590		BEST LAP TIME : 1:08.590		DIFFERENCE : 0.000		
LAP	SECTOR 1	SECTOR 2	LAP TIME	MPH	DIFF	TIME OF DAY
1 -		29.341	1:23.004	52.39	14.414	13:53:05.398
2 -	44.277	28.945	1:13.222	59.38	4.632	13:54:18.620
3 -	45.059	28.276	1:13.335	59.29	4.745	13:55:31.955
4 -	43.174	27.966	1:11.140	61.12	2.550	13:56:43.095

Weather / Track : Cloudy / Dry

Brands Hatch Indy
Circuit Length = 1.2079 miles
Start: 13:51 Flag 14:04 End: 14:05

BMCRC - MRO Championships 2015 - Rnd 1 @ Brands Hatch Indy

Freshdrop BMZRC 250 MZ

RACE 7 - SECTOR ANALYSIS

SECTOR 1 = FL to I1, SECTOR 2 = I1 to I2, SECTOR 3 = I2 to FL, DIFF = Difference To Personal Best Lap

5 -	43.633	28.188	1:11.821	60.54	3.231	13:57:54.916
6 -	43.224	28.456	1:11.680	60.66	3.090	13:59:06.596
7 -	42.849	29.094	1:11.943	60.44	3.353	14:00:18.539
8 -	43.995	28.044	1:12.039	60.36	3.449	14:01:30.578
9 -	41.607	28.580	1:10.187 (2)	61.95	1.597	14:02:40.765
10 -	42.589	28.231	1:10.820 (3)	61.40	2.230	14:03:51.585
11 -	41.535	27.055	1:08.590 (1)	63.39		14:05:00.175

P13 31 David BIGNELL		MZ -				
IDEAL LAP TIME : 1:08.414		BEST LAP TIME : 1:08.984		DIFFERENCE : 0.570		
LAP	SECTOR 1	SECTOR 2	LAP TIME	MPH	DIFF	TIME OF DAY
1 -		28.750	1:20.927	53.73	11.943	13:53:03.321
2 -	44.369	28.946	1:13.315	59.31	4.331	13:54:16.636
3 -	43.499	28.381	1:11.880	60.49	2.896	13:55:28.516
4 -	43.500	28.306	1:11.806	60.56	2.822	13:56:40.322
5 -	44.574	28.711	1:13.285	59.33	4.301	13:57:53.607
6 -	44.145	28.727	1:12.872	59.67	3.888	13:59:06.479
7 -	43.588	29.535	1:13.123	59.46	4.139	14:00:19.602
8 -	42.770	27.697	1:10.467 (3)	61.71	1.483	14:01:30.069
9 -	41.973	28.921	1:10.894	61.33	1.910	14:02:40.963
10 -	43.161	27.095	1:10.256 (2)	61.89	1.272	14:03:51.219
11 -	42.543	26.441	1:08.984 (1)	63.03		14:05:00.203

P14 44 R Robert DESSOY		MZ -				
IDEAL LAP TIME : 1:10.271		BEST LAP TIME : 1:10.454		DIFFERENCE : 0.183		
LAP	SECTOR 1	SECTOR 2	LAP TIME	MPH	DIFF	TIME OF DAY
1 -		30.808	1:30.011	48.31	19.557	13:53:12.405
2 -	46.081	29.444	1:15.525	57.57	5.071	13:54:27.930
3 -	46.751	29.871	1:16.622	56.75	6.168	13:55:44.552
4 -	44.856	28.608	1:13.464	59.19	3.010	13:56:58.016
5 -	44.424	28.279	1:12.703	59.81	2.249	13:58:10.719
6 -	44.193	28.442	1:12.635	59.86	2.181	13:59:23.354
7 -	43.955	27.692	1:11.647 (3)	60.69	1.193	14:00:35.001
8 -	43.214	28.690	1:11.904	60.47	1.450	14:01:46.905
9 -	46.707	28.848	1:15.555	57.55	5.101	14:03:02.460
10 -	42.579	27.875	1:10.454 (1)	61.72		14:04:12.914
11 -	42.776	27.955	1:10.731 (2)	61.48	0.277	14:05:23.645

P15 41 Gary WILLIAMS		MZ -				
IDEAL LAP TIME : 1:10.788		BEST LAP TIME : 1:10.788		DIFFERENCE : 0.000		
LAP	SECTOR 1	SECTOR 2	LAP TIME	MPH	DIFF	TIME OF DAY
1 -		30.589	1:27.224	49.85	16.436	13:53:09.618
2 -	45.782	29.409	1:15.191	57.83	4.403	13:54:24.809
3 -	44.607	28.834	1:13.441	59.21	2.653	13:55:38.250
4 -	43.666	29.074	1:12.740 (3)	59.78	1.952	13:56:50.990
5 -	44.162	30.250	1:14.412	58.43	3.624	13:58:05.402
6 -	46.280	29.477	1:15.757	57.40	4.969	13:59:21.159
7 -	43.821	28.989	1:12.810	59.72	2.022	14:00:33.969
8 -	43.986	28.929	1:12.915	59.63	2.127	14:01:46.884
9 -	47.007	29.335	1:16.342	56.96	5.554	14:03:03.226
10 -	43.027	28.112	1:11.139 (2)	61.12	0.351	14:04:14.365
11 -	42.763	28.025	1:10.788 (1)	61.43		14:05:25.153

P16 47 Richard FAYERS		MZ -				
IDEAL LAP TIME : 1:13.116		BEST LAP TIME : 1:13.734		DIFFERENCE : 0.618		
LAP	SECTOR 1	SECTOR 2	LAP TIME	MPH	DIFF	TIME OF DAY
1 -		30.387	1:28.810	48.96	15.076	13:53:11.204
2 -	46.003	30.094	1:16.097	57.14	2.363	13:54:27.301
3 -	45.181	28.553	1:13.734 (1)	58.97		13:55:41.035
4 -	44.563	29.178	1:13.741 (2)	58.97	0.007	13:56:54.776

Weather / Track : Cloudy / Dry

Brands Hatch Indy
Circuit Length = 1.2079 miles
Start: 13:51 Flag 14:04 End: 14:05

BMCRC - MRO Championships 2015 - Rnd 1 @ Brands Hatch Indy

Freshdrop BMZRC 250 MZ

RACE 7 - SECTOR ANALYSIS

SECTOR 1 = FL to I1, SECTOR 2 = I1 to I2, SECTOR 3 = I2 to FL, DIFF = Difference To Personal Best Lap

5 -	44.999	29.161	1:14.160 (3)	58.63	0.426	13:58:08.936
6 -	45.265	28.993	1:14.258	58.56	0.524	13:59:23.194
7 -	45.405	29.224	1:14.629	58.26	0.895	14:00:37.823
8 -	45.263	29.509	1:14.772	58.15	1.038	14:01:52.595
9 -	45.310	30.076	1:15.386	57.68	1.652	14:03:07.981
10 -	46.686	30.544	1:17.230	56.30	3.496	14:04:25.211
11 -	45.453	29.889	1:15.342	57.71	1.608	14:05:40.553

P17 65 R Konrad BREESE			MZ - @breese2you			
IDEAL LAP TIME : 1:13.543		BEST LAP TIME : 1:13.671		DIFFERENCE : 0.128		
LAP	SECTOR 1	SECTOR 2	LAP TIME	MPH	DIFF	TIME OF DAY
1 -		32.989	1:36.716	44.96	23.045	13:53:19.110
2 -	49.387	31.264	1:20.651	53.91	6.980	13:54:39.761
3 -	47.184	30.902	1:18.086	55.68	4.415	13:55:57.847
4 -	45.512	30.460	1:15.972	57.23	2.301	13:57:13.819
5 -	46.563	30.344	1:16.907	56.54	3.236	13:58:30.726
6 -	46.161	29.723	1:15.884	57.30	2.213	13:59:46.610
7 -	45.257	29.435	1:14.692 (3)	58.22	1.021	14:01:01.302
8 -	44.742	29.595	1:14.337 (2)	58.49	0.666	14:02:15.639
9 -	45.250	30.478	1:15.728	57.42	2.057	14:03:31.367
10 -	44.870	28.801	1:13.671 (1)	59.02		14:04:45.038

P18 3 Max MAUD			MZ -			
IDEAL LAP TIME : 1:16.069		BEST LAP TIME : 1:16.707		DIFFERENCE : 0.638		
LAP	SECTOR 1	SECTOR 2	LAP TIME	MPH	DIFF	TIME OF DAY
1 -		31.343	1:27.479	49.71	10.772	13:53:09.873
2 -	46.725	31.223	1:17.948	55.78	1.241	13:54:27.821
3 -	46.668	30.294	1:16.962 (2)	56.50	0.255	13:55:44.783
4 -	46.278	30.963	1:17.241 (3)	56.29	0.534	13:57:02.024
5 -	46.572	31.281	1:17.853	55.85	1.146	13:58:19.877
6 -	47.212	31.051	1:18.263	55.56	1.556	13:59:38.140
7 -	45.775	30.932	1:16.707 (1)	56.69		14:00:54.847
8 -	46.355	31.157	1:17.512	56.10	0.805	14:02:12.359
9 -	47.833	31.624	1:19.457	54.72	2.750	14:03:31.816
10 -	46.658	30.763	1:17.421	56.16	0.714	14:04:49.237

P19 43 Daniel BARFORD			MZ -			
IDEAL LAP TIME : 1:16.826		BEST LAP TIME : 1:16.826		DIFFERENCE : 0.000		
LAP	SECTOR 1	SECTOR 2	LAP TIME	MPH	DIFF	TIME OF DAY
1 -		31.979	1:30.469	48.06	13.643	13:53:12.863
2 -	49.398	31.330	1:20.728	53.86	3.902	13:54:33.591
3 -	48.564	31.676	1:20.240	54.19	3.414	13:55:53.831
4 -	48.527	31.343	1:19.870	54.44	3.044	13:57:13.701
5 -	48.363	31.076	1:19.439	54.74	2.613	13:58:33.140
6 -	49.966	31.648	1:21.614	53.28	4.788	13:59:54.754
7 -	48.516	30.822	1:19.338 (3)	54.81	2.512	14:01:14.092
8 -	48.097	31.322	1:19.419	54.75	2.593	14:02:33.511
9 -	48.023	30.585	1:18.608 (2)	55.32	1.782	14:03:52.119
10 -	46.593	30.233	1:16.826 (1)	56.60		14:05:08.945

P20 48 R Paul CANHAM			MZ -			
IDEAL LAP TIME : 1:17.248		BEST LAP TIME : 1:17.248		DIFFERENCE : 0.000		
LAP	SECTOR 1	SECTOR 2	LAP TIME	MPH	DIFF	TIME OF DAY
1 -		31.816	1:32.581	46.97	15.333	13:53:14.975
2 -	50.678	31.670	1:22.348	52.80	5.100	13:54:37.323
3 -	48.961	30.931	1:19.892	54.43	2.644	13:55:57.215
4 -	48.622	30.778	1:19.400	54.76	2.152	13:57:16.615
5 -	48.245	30.673	1:18.918 (3)	55.10	1.670	13:58:35.533
6 -	48.283	30.773	1:19.056	55.00	1.808	13:59:54.589
7 -	47.440	30.839	1:18.279 (2)	55.55	1.031	14:01:12.868

Weather / Track : Cloudy / Dry

Brands Hatch Indy
Circuit Length = 1.2079 miles
Start: 13:51 Flag 14:04 End: 14:05

BMCRC - MRO Championships 2015 - Rnd 1 @ Brands Hatch Indy

Freshdrop BMZRC 250 MZ

RACE 7 - SECTOR ANALYSIS

SECTOR 1 = FL to I1, SECTOR 2 = I1 to I2, SECTOR 3 = I2 to FL, DIFF = Difference To Personal Best Lap

8 -	47.992	31.960	1:19.952	54.39	2.704	14:02:32.820
9 -	48.341	30.645	1:18.986	55.05	1.738	14:03:51.806
10 -	47.366	29.882	1:17.248 (1)	56.29		14:05:09.054

P21	51 R	Duane SUTCH	MZ -
IDEAL LAP TIME : 1:15.035		BEST LAP TIME : 1:15.035	DIFFERENCE : 0.000

LAP	SECTOR 1	SECTOR 2	LAP TIME	MPH	DIFF	TIME OF DAY
1 -		34.345	1:38.708	44.05	23.673	13:53:21.102
2 -	52.191	33.167	1:25.358	50.94	10.323	13:54:46.460
3 -	51.491	33.962	1:25.453	50.88	10.418	13:56:11.913
4 -	50.654	31.940	1:22.594	52.65	7.559	13:57:34.507
5 -	50.736	32.488	1:23.224	52.25	8.189	13:58:57.731
6 -	50.173	31.535	1:21.708	53.22	6.673	14:00:19.439
7 -	52.151	31.085	1:23.236	52.24	8.201	14:01:42.675
8 -	50.698	30.798	1:21.496 (3)	53.35	6.461	14:03:04.171
9 -	46.832	29.445	1:16.277 (2)	57.01	1.242	14:04:20.448
10 -	46.207	28.828	1:15.035 (1)	57.95		14:05:35.483

P22	55 R	Archy ARGO	MZ - BC Racing
IDEAL LAP TIME : 1:20.773		BEST LAP TIME : 1:21.068	DIFFERENCE : 0.295

LAP	SECTOR 1	SECTOR 2	LAP TIME	MPH	DIFF	TIME OF DAY
1 -		33.643	1:37.677	44.52	16.609	13:53:20.071
2 -	52.450	33.331	1:25.781	50.69	4.713	13:54:45.852
3 -	51.717	32.807	1:24.524	51.44	3.456	13:56:10.376
4 -	50.874	31.791	1:22.665	52.60	1.597	13:57:33.041
5 -	50.122	32.185	1:22.307 (3)	52.83	1.239	13:58:55.348
6 -	50.900	32.271	1:23.171	52.28	2.103	14:00:18.519
7 -	51.200	32.404	1:23.604	52.01	2.536	14:01:42.123
8 -	51.997	31.659	1:23.656	51.98	2.588	14:03:05.779
9 -	49.114	31.954	1:21.068 (1)	53.64		14:04:26.847
10 -	49.460	31.856	1:21.316 (2)	53.47	0.248	14:05:48.163

P23	53 R	Stephen HAMER	MZ -
IDEAL LAP TIME : 1:20.011		BEST LAP TIME : 1:20.344	DIFFERENCE : 0.333

LAP	SECTOR 1	SECTOR 2	LAP TIME	MPH	DIFF	TIME OF DAY
1 -		32.189	1:35.405	45.58	15.061	13:53:17.799
2 -	51.894	32.595	1:24.489	51.46	4.145	13:54:42.288
3 -	51.343	32.563	1:23.906	51.82	3.562	13:56:06.194
4 -	51.992	33.421	1:25.413	50.91	5.069	13:57:31.607
5 -	52.856	32.985	1:25.841	50.65	5.497	13:58:57.448
6 -	51.502	32.579	1:24.081	51.71	3.737	14:00:21.529
7 -	50.471	32.152	1:22.623 (3)	52.63	2.279	14:01:44.152
8 -	50.722	32.386	1:23.108	52.32	2.764	14:03:07.260
9 -	50.603	31.124	1:21.727 (2)	53.20	1.383	14:04:28.987
10 -	48.887	31.457	1:20.344 (1)	54.12		14:05:49.331

P24	30	Malcolm HOWELL	MZ -
IDEAL LAP TIME : 1:20.187		BEST LAP TIME : 1:20.809	DIFFERENCE : 0.622

LAP	SECTOR 1	SECTOR 2	LAP TIME	MPH	DIFF	TIME OF DAY
1 -		34.388	1:39.254	43.81	18.445	13:53:21.648
2 -	52.487	33.139	1:25.626	50.78	4.817	13:54:47.274
3 -	51.259	34.548	1:25.807	50.67	4.998	13:56:13.081
4 -	51.330	32.619	1:23.949	51.80	3.140	13:57:37.030
5 -	49.592	32.538	1:22.130 (3)	52.94	1.321	13:58:59.160
6 -	50.977	32.641	1:23.618	52.00	2.809	14:00:22.778
7 -	50.183	32.062	1:22.245	52.87	1.436	14:01:45.023
8 -	51.233	32.941	1:24.174	51.66	3.365	14:03:09.197
9 -	49.204	31.605	1:20.809 (1)	53.81		14:04:30.006
10 -	48.582	32.814	1:21.396 (2)	53.42	0.587	14:05:51.402

Weather / Track : Cloudy / Dry

Brands Hatch Indy
Circuit Length = 1.2079 miles
Start: 13:51 Flag 14:04 End: 14:05

BMCRC - MRO Championships 2015 - Rnd 1 @ Brands Hatch Indy

Freshdrop BMZRC 250 MZ

RACE 7 - SECTOR ANALYSIS

SECTOR 1 = FL to I1, SECTOR 2 = I1 to I2, SECTOR 3 = I2 to FL, DIFF = Difference To Personal Best Lap

P25 88 R		Phoebe STOCKFORD		MZ -		
IDEAL LAP TIME : 1:18.589		BEST LAP TIME : 1:19.116		DIFFERENCE : 0.527		
LAP	SECTOR 1	SECTOR 2	LAP TIME	MPH	DIFF	TIME OF DAY
1 -		33.722	1:40.094	43.44	20.978	13:53:22.488
2 -	52.779	32.422	1:25.201	51.03	6.085	13:54:47.689
3 -	51.870	33.253	1:25.123	51.08	6.007	13:56:12.812
4 -	50.807	30.989	1:21.796 (3)	53.16	2.680	13:57:34.608
5 -	50.410	33.208	1:23.618	52.00	4.502	13:58:58.226
6 -	51.146	31.840	1:22.986	52.40	3.870	14:00:21.212
7 -	1:37.528	35.381	2:12.909	32.71	53.793	14:02:34.121
8 -	50.147	30.379	1:20.526 (2)	54.00	1.410	14:03:54.647
9 -	48.210	30.906	1:19.116 (1)	54.96		14:05:13.763

P26 93		Graham TOWLER		MZ -		
IDEAL LAP TIME : 1:29.739		BEST LAP TIME : 1:30.149		DIFFERENCE : 0.410		
LAP	SECTOR 1	SECTOR 2	LAP TIME	MPH	DIFF	TIME OF DAY
1 -		38.495	1:49.110	39.85	18.961	13:53:31.504
2 -	59.354	35.864	1:35.218	45.66	5.069	13:55:06.722
3 -	55.202	35.697	1:30.899 (3)	47.83	0.750	13:56:37.621
4 -	55.856	36.889	1:32.745	46.88	2.596	13:58:10.366
5 -	57.692	35.780	1:33.472	46.52	3.323	13:59:43.838
6 -	54.339	35.810	1:30.149 (1)	48.23		14:01:13.987
7 -	55.769	35.472	1:31.241	47.66	1.092	14:02:45.228
8 -	55.808	35.400	1:31.208	47.67	1.059	14:04:16.436
9 -	54.801	36.042	1:30.843 (2)	47.86	0.694	14:05:47.279

P27 27 R		Andrew BUTTERS		MZ -		
IDEAL LAP TIME : 1:12.379		BEST LAP TIME : 1:12.379		DIFFERENCE : 0.000		
LAP	SECTOR 1	SECTOR 2	LAP TIME	MPH	DIFF	TIME OF DAY
1 -		31.929	1:33.955	46.28	21.576	13:53:16.349
2 -	47.102	30.995	1:18.097	55.68	5.718	13:54:34.446
3 -	46.019	29.857	1:15.876	57.31	3.497	13:55:50.322
4 -	44.130	29.816	1:13.946 (2)	58.80	1.567	13:57:04.268
5 -	44.653	31.366	1:16.019	57.20	3.640	13:58:20.287
6 -	46.093	29.174	1:15.267 (3)	57.77	2.888	13:59:35.554
7 -	43.241	29.138	1:12.379 (1)	60.08		14:00:47.933
8 -	43.242	38.663	1:21.905	53.09	9.526	14:02:09.838

BMCRC - MRO Championships 2015 - Rnd 1 @ Brands Hatch Indy

Freshdrop BMZRC 250 MZ

RACE 7 - BEST SECTORS

SECTOR 1			SECTOR 2			IDEAL / BEST COMPARISON						
POS	NO	NAME	TIME	NO	NAME	TIME	POS	NO	NAME	IDEAL	BEST	DIFF
									PERFECT LAP	1:02.861		
1	82	TAYLOR	37.937	82	TAYLOR	24.924	1	82	TAYLOR	1:02.861	1:02.928	0.067
2	95	ROGERS	38.290	75	WOODALL	25.210	2	75	WOODALL	1:03.501	1:03.657	0.156
3	75	WOODALL	38.291	95	ROGERS	25.536	3	95	ROGERS	1:03.826	1:03.845	0.019
4	36	BALDRY	39.881	85	WALES	25.919	4	85	WALES	1:05.966	1:06.426	0.460
5	85	WALES	40.047	36	BALDRY	26.326	5	36	BALDRY	1:06.207	1:06.742	0.535
6	18	GREEN	40.888	31	BIGNELL	26.441	6	18	GREEN	1:07.763	1:07.763	0.000
7	33	WRIGHT	41.099	18	GREEN	26.875	7	33	WRIGHT	1:08.009	1:08.424	0.415
8	62	BETTRIDGE	41.298	62	BETTRIDGE	26.879	8	62	BETTRIDGE	1:08.177	1:08.583	0.406
9	20	WATSON	41.476	33	WRIGHT	26.910	9	31	BIGNELL	1:08.414	1:08.984	0.570
10	11	SLAUGHTER	41.477	9	HOWLETT	27.055	10	9	HOWLETT	1:08.590	1:08.590	0.000
11	9	HOWLETT	41.535	11	SLAUGHTER	27.200	11	11	SLAUGHTER	1:08.677	1:08.907	0.230
12	22	FINCH	41.657	22	FINCH	27.223	12	22	FINCH	1:08.880	1:09.092	0.212
13	31	BIGNELL	41.973	20	WATSON	27.411	13	20	WATSON	1:08.887	1:09.314	0.427
14	44	DESSOY	42.579	44	DESSOY	27.692	14	44	DESSOY	1:10.271	1:10.454	0.183
15	41	WILLIAMS	42.763	41	WILLIAMS	28.025	15	41	WILLIAMS	1:10.788	1:10.788	0.000
16	27	BUTTERS	43.241	47	FAYERS	28.553	16	27	BUTTERS	1:12.379	1:12.379	0.000
17	47	FAYERS	44.563	65	BREESE	28.801	17	47	FAYERS	1:13.116	1:13.734	0.618
18	65	BREESE	44.742	51	SUTCH	28.828	18	65	BREESE	1:13.543	1:13.671	0.128
19	3	MAUD	45.775	27	BUTTERS	29.138	19	51	SUTCH	1:15.035	1:15.035	0.000
20	51	SUTCH	46.207	48	CANHAM	29.882	20	3	MAUD	1:16.069	1:16.707	0.638
21	43	BARFORD	46.593	43	BARFORD	30.233	21	43	BARFORD	1:16.826	1:16.826	0.000
22	48	CANHAM	47.366	3	MAUD	30.294	22	48	CANHAM	1:17.248	1:17.248	0.000
23	88	STOCKFORD	48.210	88	STOCKFORD	30.379	23	88	STOCKFORD	1:18.589	1:19.116	0.527
24	30	HOWELL	48.582	53	HAMER	31.124	24	53	HAMER	1:20.011	1:20.344	0.333
25	53	HAMER	48.887	30	HOWELL	31.605	25	30	HOWELL	1:20.187	1:20.809	0.622
26	55	ARGO	49.114	55	ARGO	31.659	26	55	ARGO	1:20.773	1:21.068	0.295
27	93	TOWLER	54.339	93	TOWLER	35.400	27	93	TOWLER	1:29.739	1:30.149	0.410
28												
29												
30												
31												

Weather / Track : Cloudy / Dry

Brands Hatch Indy
 Circuit Length = 1.2079 miles
 Start: 13:51 Flag 14:04 End: 14:05

Results can be found at www.tsl-timing.com

Printed - 14:07 Sunday, 29 March 2015

BMCRC - MRO Championships 2015 - Rnd 1 @ Brands Hatch Indy

Freshdrop BMZRC 250 MZ

RACE 17 - GRID

ROW 11				31	58 Des DAVIES		
ROW 10	30	8 Peter MANNERING	29	96 Christopher KENT	28	46 Mike DEVALL	
ROW 9		27	27 Andrew BUTTERS	26	93 Graham TOWLER	25	88 Phoebe STOCKFORD
ROW 8	24	30 Malcolm HOWELL	23	53 Stephen HAMER	22	55 Archy ARGO	
ROW 7		21	51 Duane SUTCH	20	48 Paul CANHAM	19	43 Daniel BARFORD
ROW 6	18	3 Max MAUD	17	65 Konrad BREESE	16	47 Richard FAYERS	
ROW 5		15	41 Gary WILLIAMS	14	44 Robert DESSOY	13	31 David BIGNELL
ROW 4	12	9 Gary HOWLETT	11	20 Christopher WATSON	10	22 Simon FINCH	
ROW 3		9	11 Ian SLAUGHTER	8	62 Nicholas BETTRIDGE	7	18 Barry GREEN
ROW 2	6	33 Greg WRIGHT	5	36 Joe BALDRY	4	85 Andrew WALES	
ROW 1		3	95 Christopher ROGERS	2	75 Peter WOODALL	1	82 Mark TAYLOR
						Pole	

Brands Hatch Indy
Circuit Length = 1.2079 miles

These results are provisional until the conclusion of any judicial and technical matters.

Clerk Of Course :		Timekeeper :
-------------------	--	--------------

Results can be found at www.tsl-timing.com

Printed - 14:09 Sunday, 29 March 2015



BMCRC - MRO Championships 2015 - Rnd 1 @ Brands Hatch Indy

Freshdrop BMZRC 250 MZ

RACE 17 - CLASSIFICATION

POS	NO	CL	PIC NAME	ENTRY	LAPS	TIME	GAP	DIFF	MPH	BEST	ON
1	82		1 Mark TAYLOR	MZ - B K NOLTE contracts limited	12	13:06.842			66.31	1:03.668	9
2	36		2 Joe BALDRY	MZ -	12	13:12.279	5.437	5.437	65.86	1:04.843	9
3	95		3 Christopher ROGERS	MZ -	12	13:12.499	5.657	0.220	65.84	1:03.893	10
4	33		4 Greg WRIGHT	MZ - Neos-IT	12	13:45.175	38.333	32.676	63.23	1:07.181	3
5	22		5 Simon FINCH	MZ - The Bayard Partnership/A.S.K Plumbing	12	13:49.688	42.846	4.513	62.89	1:07.491	11
6	18		6 Barry GREEN	MZ -	11	13:10.327	1 Lap	1 Lap	60.52	1:09.769	2
7	44	R	1 Robert DESSOY	MZ -	11	13:11.577	1 Lap	1.250	60.42	1:09.588	7
8	9		7 Gary HOWLETT	MZ - HS Racing	11	13:13.427	1 Lap	1.850	60.28	1:10.251	4
9	31		8 David BIGNELL	MZ -	11	13:16.121	1 Lap	2.694	60.08	1:08.548	10
10	20	R	2 Christopher WATSON	MZ - Expert Locksmiths	11	13:22.660	1 Lap	6.539	59.59	1:10.543	7
11	58		9 Des DAVIES	MZ - Lozz & Soss	11	13:41.201	1 Lap	18.541	58.24	1:11.039	4
12	3		10 Max MAUD	MZ -	11	13:43.303	1 Lap	2.102	58.10	1:12.668	10
13	27	R	3 Andrew BUTTERS	MZ -	11	14:04.973	1 Lap	21.670	56.61	1:13.803	11
14	47		11 Richard FAYERS	MZ -	11	14:09.782	1 Lap	4.809	56.29	1:13.976	10
15	48	R	4 Paul CANHAM	MZ -	10	13:13.326	2 Laps	1 Lap	54.81	1:15.683	7
16	43		12 Daniel BARFORD	MZ -	10	13:16.688	2 Laps	3.362	54.58	1:16.152	9
17	51	R	5 Duane SUTCH	MZ -	10	13:16.845	2 Laps	0.157	54.57	1:16.016	9
18	65	R	6 Konrad BREESE	MZ - @breese2you	10	13:32.049	2 Laps	15.204	53.55	1:14.131	9
19	30		13 Malcolm HOWELL	MZ -	10	13:35.795	2 Laps	3.746	53.30	1:17.905	10
20	53	R	7 Stephen HAMER	MZ -	10	13:44.118	2 Laps	8.323	52.76	1:17.865	10
21	93		14 Graham TOWLER	MZ -	9	13:06.206	3 Laps	1 Lap	49.78	1:21.346	8
22	11		15 Ian SLAUGHTER	MZ -	9	13:38.030	3 Laps	31.824	47.84	1:09.835	7
23	88	R	8 Phoebe STOCKFORD	MZ -	9	13:42.786	3 Laps	4.756	47.56	1:20.010	9

NOT CLASSIFIED

DNF	75		Peter WOODALL	MZ - Core Projects Ltd	11	12:01.452	1 Lap	0.000	66.30	1:03.594	7
DNF	96		Christopher KENT	MZ -	5	5:56.975	7 Laps	6 Laps	60.90	1:07.967	4
DNF	85		Andrew WALES	MZ - Illuminated Design Ltd	4	4:33.855	8 Laps	1 Lap	63.51	1:05.666	4
DNF	62	R	Nicholas BETTRIDGE	MZ -	1	1:18.585	11 Laps	3 Laps	55.33	1:18.585	1

FASTEST LAP

75			Peter WOODALL	MZ - Core Projects Ltd	7	1:03.594			68.38 mph	110.04 kph
44	R		Robert DESSOY	MZ -	7	1:09.588			62.49 mph	100.56 kph

Class - 90% of Race Speed = 59.67 mph
 Class R - 90% of Race Speed = 54.37 mph

Brands Hatch Indy
 Circuit Length = 1.2079 miles
 Start: 16:55 Flag 17:08 End: 17:09

Weather / Track : Cloudy / Wet

These results are provisional until the conclusion of any judicial and technical matters.

Clerk Of Course :	Timekeeper :
-------------------	--------------

Results can be found at www.tsl-timing.com

Printed - 17:10 Sunday, 29 March 2015



BMCRC - MRO Championships 2015 - Rnd 1 @ Brands Hatch Indy

Freshdrop BMZRC 250 MZ

RACE 17 - LAP CHART

LAP 1 @ 16:56:35.322

NO	BEHIND	LAP TIME
75		1:10.960
82	0.075	1:11.035
36	0.928	1:11.888
95	0.990	1:11.950
85	3.017	1:13.977
22	4.552	1:15.512
33	4.619	1:15.579
18	6.275	1:17.235
62	7.625	1:18.585
96	9.430	1:20.390
20	9.528	1:20.488
9	10.394	1:21.354
44	10.629	1:21.589
31	10.726	1:21.686
3	13.673	1:24.633
27	16.083	1:27.043
47	18.603	1:29.563
43	19.267	1:30.227
51	19.793	1:30.753
58	19.900	1:30.860
48	20.510	1:31.470
65	21.670	1:32.630
30	23.056	1:34.016
53	26.856	1:37.816
93	30.502	1:41.462
88	31.082	1:42.042

LAP 2 @ 16:57:41.149

NO	BEHIND	LAP TIME
82		1:05.752
75	0.247	1:06.074
95	0.340	1:05.177
36	0.861	1:05.760
85	4.839	1:07.649
33	6.492	1:07.700
22	6.596	1:07.871
18	10.217	1:09.769
96	14.064	1:10.461
9	16.990	1:12.423
44	18.336	1:13.534
20	18.650	1:14.949
31	18.880	1:13.981
3	22.209	1:14.363
27	26.058	1:15.802
58	29.355	1:15.282
47	32.823	1:20.047
43	34.242	1:20.802
51	34.562	1:20.596
65	34.935	1:19.092
48	36.059	1:21.376
30	38.519	1:21.290
53	44.090	1:23.061
93	1:01.281	1:36.606

LAP 3 @ 16:58:47.067

NO	BEHIND	LAP TIME
82		1:05.918
95	0.285	1:05.863
75	0.407	1:06.078
36	0.897	1:05.954
85	5.484	1:06.563

33	7.755	1:07.181
22	8.466	1:07.788
18	14.378	1:10.079
96	17.382	1:09.236
9	21.482	1:10.410
44	22.663	1:10.245
20	25.864	1:13.132
31	26.022	1:13.060
3	31.583	1:15.292
58	36.603	1:13.166
27	36.701	1:16.561
11	2 Laps	4:08.753
88	1 Lap	2:27.722
47	47.377	1:20.472
65	47.474	1:18.457
43	48.503	1:20.179
51	48.854	1:20.210
48	49.436	1:19.295
30	53.104	1:20.503
53	1:00.093	1:21.921

LAP 4 @ 16:59:52.702

NO	BEHIND	LAP TIME
82		1:05.635
75	0.259	1:05.487
95	0.335	1:05.685
36	0.882	1:05.620
85	5.515	1:05.666
33	9.853	1:07.733
22	11.277	1:08.446
93	1 Lap	1:27.197
18	19.506	1:10.763
96	19.714	1:07.967
9	26.098	1:10.251
44	27.123	1:10.095
31	33.217	1:12.830
20	33.442	1:13.213
3	40.025	1:14.077
58	42.007	1:11.039
27	47.450	1:16.384
11	2 Laps	1:10.984
65	58.018	1:16.179
47	58.806	1:17.064
48	1:03.553	1:19.752
43	1:03.659	1:20.791
51	1:04.231	1:21.012

LAP 5 @ 17:00:58.110

NO	BEHIND	LAP TIME
95		1:05.073
82	0.190	1:05.598
75	0.450	1:05.599
88	2 Laps	1:24.814
36	1.113	1:05.639
30	1 Lap	1:20.587
53	1 Lap	1:20.726
33	11.666	1:07.221
22	14.283	1:08.414
96	23.227	1:08.921
18	26.405	1:12.307
9	31.561	1:10.871
44	34.852	1:13.137
93	1 Lap	1:26.022
31	39.788	1:11.979

20	40.657	1:12.623
3	48.385	1:13.768
58	48.436	1:11.837
11	2 Laps	1:11.669
27	59.502	1:17.460

LAP 6 @ 17:02:04.241

NO	BEHIND	LAP TIME
95		1:06.131
82	1.392	1:07.333
75	1.498	1:07.179
36	2.062	1:07.080
65	1 Lap	1:16.420
47	1 Lap	1:16.217
48	1 Lap	1:18.600
43	1 Lap	1:18.538
51	1 Lap	1:18.615
33	14.325	1:08.790
22	16.858	1:08.706
88	2 Laps	1:23.448
30	1 Lap	1:22.692
53	1 Lap	1:21.348
18	32.455	1:12.181
9	36.286	1:10.856
44	38.799	1:10.078
31	45.593	1:11.936
20	45.720	1:11.194
93	1 Lap	1:24.356
3	56.296	1:14.042
58	56.483	1:14.178
11	2 Laps	1:11.264

LAP 7 @ 17:03:09.333

NO	BEHIND	LAP TIME
75		1:03.594
82	0.540	1:04.240
95	0.718	1:05.810
36	2.238	1:05.268
27	1 Lap	1:16.713
47	1 Lap	1:14.492
65	1 Lap	1:15.129
33	17.675	1:08.442
48	1 Lap	1:16.515
22	23.045	1:11.279
43	1 Lap	1:18.105
51	1 Lap	1:17.687
88	2 Laps	1:20.377
30	1 Lap	1:20.292
18	39.938	1:12.575
53	1 Lap	1:22.001
9	42.476	1:11.282
44	43.295	1:09.588
31	51.009	1:10.508
20	51.171	1:10.543

LAP 8 @ 17:04:13.095

NO	BEHIND	LAP TIME
75		1:03.762
3	1 Lap	1:13.083
82	0.607	1:03.829
58	1 Lap	1:13.814
36	3.701	1:05.225
95	4.126	1:07.170

11	3 Laps	1:13.296
93	2 Laps	1:24.046
27	1 Lap	1:15.596
33	22.167	1:08.254
47	1 Lap	1:14.399
65	1 Lap	1:15.534
22	27.697	1:08.414
48	1 Lap	1:15.683
43	1 Lap	1:17.129
51	1 Lap	1:17.092
18	48.487	1:12.311
88	2 Laps	1:20.395
9	50.298	1:11.584
44	50.620	1:11.087
30	1 Lap	1:20.417
53	1 Lap	1:19.611
31	58.292	1:11.045
20	59.178	1:11.769

LAP 9 @ 17:05:16.822

NO	BEHIND	LAP TIME
75		1:03.727
82	0.548	1:03.668
36	4.817	1:04.843
95	6.273	1:05.874
3	1 Lap	1:13.411
58	1 Lap	1:13.110
11	3 Laps	1:10.911
33	26.150	1:07.710
27	1 Lap	1:15.801
93	2 Laps	1:22.853
22	32.789	1:08.819
47	1 Lap	1:14.573
65	1 Lap	1:14.677
48	1 Lap	1:16.221
43	1 Lap	1:17.079
51	1 Lap	1:17.195
18	55.655	1:10.895
9	57.152	1:10.581
44	57.278	1:10.385

LAP 10 @ 17:06:21.608

NO	BEHIND	LAP TIME
82		1:04.238
75	0.287	1:05.073
31	1 Lap	1:11.130
30	2 Laps	1:19.653
20	1 Lap	1:12.066
88	3 Laps	1:22.705
36	4.927	1:04.896
95	5.380	1:03.893
53	2 Laps	1:19.461
3	1 Lap	1:13.124
58	1 Lap	1:12.863
11	3 Laps	1:09.835
33	29.856	1:08.492
22	36.590	1:08.587
27	1 Lap	1:15.400
47	1 Lap	1:14.468
65	1 Lap	1:14.131
93	2 Laps	1:21.346
48	1 Lap	1:17.118
43	1 Lap	1:16.152
18	1:01.790	1:10.921

LAP 11 @ 17:07:25.525

NO	BEHIND	LAP TIME
82		1:03.917
75	0.289	1:03.919
31	1 Lap	1:08.548
36	6.023	1:05.013
95	6.203	1:04.740
20	1 Lap	1:11.080
30	2 Laps	1:18.440
88	3 Laps	1:21.273
53	2 Laps	1:20.308
11	3 Laps	1:11.280
3	1 Lap	1:12.668
58	1 Lap	1:12.578
33	33.236	1:07.297
22	40.164	1:07.491
27	1 Lap	1:14.410
47	1 Lap	1:13.976
93	2 Laps	1:22.318

LAP 12 @ 17:08:31.204

NO	BEHIND	LAP TIME
82		1:05.679
18	1 Lap	1:11.291
44	1 Lap	1:12.196
36	5.437	1:05.093
95	5.657	1:05.133
48	2 Laps	1:17.296
9	1 Lap	1:12.979
31	1 Lap	1:09.418
43	2 Laps	1:17.686
51	2 Laps	1:17.669
20	1 Lap	1:11.603
65	2 Laps	1:49.800
30	2 Laps	1:17.905
11	3 Laps	1:10.038
58	1 Lap	1:12.474
88	3 Laps	1:20.010
3	1 Lap	1:14.842
53	2 Laps	1:17.865
33	38.333	1:10.776
22	42.846	1:08.361
27	1 Lap	1:13.803
47	1 Lap	1:14.511

Weather / Track : Cloudy / Wet

Brands Hatch Indy
Circuit Length = 1.2079 miles
Start: 16:55 Flag 17:08 End: 17:09

BMCRC - MRO Championships 2015 - Rnd 1 @ Brands Hatch Indy

Freshdrop BMZRC 250 MZ

RACE 17 - SECTOR ANALYSIS

SECTOR 1 = FL to I1, SECTOR 2 = I1 to I2, SECTOR 3 = I2 to FL, DIFF = Difference To Personal Best Lap

P1 82		Mark TAYLOR		MZ - B K NOLTE contracts limited		
IDEAL LAP TIME : 1:03.244		BEST LAP TIME : 1:03.668		DIFFERENCE : 0.424		
LAP	SECTOR 1	SECTOR 2	LAP TIME	MPH	DIFF	TIME OF DAY
1 -		26.227	1:11.035	61.21	7.367	16:56:35.397
2 -	39.664	26.088	1:05.752	66.13	2.084	16:57:41.149
3 -	39.734	26.184	1:05.918	65.96	2.250	16:58:47.067
4 -	39.599	26.036	1:05.635	66.25	1.967	16:59:52.702
5 -	39.906	25.692	1:05.598	66.29	1.930	17:00:58.300
6 -	40.664	26.669	1:07.333	64.58	3.665	17:02:05.633
7 -	38.622	25.618	1:04.240	67.69	0.572	17:03:09.873
8 -	38.693	25.136	1:03.829 (2)	68.12	0.161	17:04:13.702
9 -	38.467	25.201	1:03.668 (1)	68.30		17:05:17.370
10 -	38.108	26.130	1:04.238	67.69	0.570	17:06:21.608
11 -	38.524	25.393	1:03.917 (3)	68.03	0.249	17:07:25.525
12 -	40.286	25.393	1:05.679	66.20	2.011	17:08:31.204

P2 36		Joe BALDRY		MZ -		
IDEAL LAP TIME : 1:04.254		BEST LAP TIME : 1:04.843		DIFFERENCE : 0.589		
LAP	SECTOR 1	SECTOR 2	LAP TIME	MPH	DIFF	TIME OF DAY
1 -		26.456	1:11.888	60.49	7.045	16:56:36.250
2 -	39.415	26.345	1:05.760	66.12	0.917	16:57:42.010
3 -	39.715	26.239	1:05.954	65.93	1.111	16:58:47.964
4 -	39.274	26.346	1:05.620	66.26	0.777	16:59:53.584
5 -	39.696	25.943	1:05.639	66.25	0.796	17:00:59.223
6 -	40.072	27.008	1:07.080	64.82	2.237	17:02:06.303
7 -	38.715	26.553	1:05.268	66.62	0.425	17:03:11.571
8 -	38.875	26.350	1:05.225	66.67	0.382	17:04:16.796
9 -	39.021	25.822	1:04.843 (1)	67.06		17:05:21.639
10 -	38.432	26.464	1:04.896 (2)	67.00	0.053	17:06:26.535
11 -	39.018	25.995	1:05.013 (3)	66.88	0.170	17:07:31.548
12 -	39.088	26.005	1:05.093	66.80	0.250	17:08:36.641

P3 95		Christopher ROGERS		MZ -		
IDEAL LAP TIME : 1:03.717		BEST LAP TIME : 1:03.893		DIFFERENCE : 0.176		
LAP	SECTOR 1	SECTOR 2	LAP TIME	MPH	DIFF	TIME OF DAY
1 -		25.979	1:11.950	60.43	8.057	16:56:36.312
2 -	39.139	26.038	1:05.177	66.71	1.284	16:57:41.489
3 -	39.878	25.985	1:05.863	66.02	1.970	16:58:47.352
4 -	39.693	25.992	1:05.685	66.20	1.792	16:59:53.037
5 -	39.041	26.032	1:05.073 (3)	66.82	1.180	17:00:58.110
6 -	39.560	26.571	1:06.131	65.75	2.238	17:02:04.241
7 -	39.818	25.992	1:05.810	66.07	1.917	17:03:10.051
8 -	40.227	26.943	1:07.170	64.74	3.277	17:04:17.221
9 -	39.918	25.956	1:05.874	66.01	1.981	17:05:23.095
10 -	38.046	25.847	1:03.893 (1)	68.06		17:06:26.988
11 -	39.069	25.671	1:04.740 (2)	67.17	0.847	17:07:31.728
12 -	39.055	26.078	1:05.133	66.76	1.240	17:08:36.861

P4 33		Greg WRIGHT		MZ - Neos-IT		
IDEAL LAP TIME : 1:06.871		BEST LAP TIME : 1:07.181		DIFFERENCE : 0.310		
LAP	SECTOR 1	SECTOR 2	LAP TIME	MPH	DIFF	TIME OF DAY
1 -		27.144	1:15.579	57.53	8.398	16:56:39.941
2 -	41.039	26.661	1:07.700	64.23	0.519	16:57:47.641
3 -	40.793	26.388	1:07.181 (1)	64.72		16:58:54.822
4 -	40.801	26.932	1:07.733	64.20	0.552	17:00:02.555
5 -	40.771	26.450	1:07.221 (2)	64.69	0.040	17:01:09.776
6 -	41.147	27.643	1:08.790	63.21	1.609	17:02:18.566
7 -	41.655	26.787	1:08.442	63.53	1.261	17:03:27.008
8 -	41.026	27.228	1:08.254	63.71	1.073	17:04:35.262
9 -	40.527	27.183	1:07.710	64.22	0.529	17:05:42.972

Weather / Track : Cloudy / Wet

Brands Hatch Indy
Circuit Length = 1.2079 miles
Start: 16:55 Flag 17:08 End: 17:09

BMCRC - MRO Championships 2015 - Rnd 1 @ Brands Hatch Indy

Freshdrop BMZRC 250 MZ

RACE 17 - SECTOR ANALYSIS

SECTOR 1 = FL to I1, SECTOR 2 = I1 to I2, SECTOR 3 = I2 to FL, DIFF = Difference To Personal Best Lap

10 -	41.429	27.063	1:08.492	63.49	1.311	17:06:51.464
11 -	40.483	26.814	1:07.297 (3)	64.61	0.116	17:07:58.761
12 -	42.104	28.672	1:10.776	61.44	3.595	17:09:09.537

P5 22		Simon FINCH		MZ - The Bayard Partnership/A.S.K Plumbing			
IDEAL LAP TIME : 1:07.333		BEST LAP TIME : 1:07.491		DIFFERENCE : 0.158			
LAP	SECTOR 1	SECTOR 2	LAP TIME	MPH	DIFF	TIME OF DAY	
1 -		27.570	1:15.512	57.58	8.021	16:56:39.874	
2 -	41.024	26.847	1:07.871 (3)	64.07	0.380	16:57:47.745	
3 -	40.732	27.056	1:07.788 (2)	64.15	0.297	16:58:55.533	
4 -	41.031	27.415	1:08.446	63.53	0.955	17:00:03.979	
5 -	41.510	26.904	1:08.414	63.56	0.923	17:01:12.393	
6 -	40.798	27.908	1:08.706	63.29	1.215	17:02:21.099	
7 -	41.886	29.393	1:11.279	61.00	3.788	17:03:32.378	
8 -	41.130	27.284	1:08.414	63.56	0.923	17:04:40.792	
9 -	41.445	27.374	1:08.819	63.18	1.328	17:05:49.611	
10 -	41.722	26.865	1:08.587	63.40	1.096	17:06:58.198	
11 -	40.486	27.005	1:07.491 (1)	64.43		17:08:05.689	
12 -	40.891	27.470	1:08.361	63.61	0.870	17:09:14.050	

P6 18		Barry GREEN		MZ -			
IDEAL LAP TIME : 1:09.677		BEST LAP TIME : 1:09.769		DIFFERENCE : 0.092			
LAP	SECTOR 1	SECTOR 2	LAP TIME	MPH	DIFF	TIME OF DAY	
1 -		28.158	1:17.235	56.30	7.466	16:56:41.597	
2 -	42.270	27.499	1:09.769 (1)	62.32		16:57:51.366	
3 -	42.178	27.901	1:10.079 (2)	62.05	0.310	16:59:01.445	
4 -	42.953	27.810	1:10.763 (3)	61.45	0.994	17:00:12.208	
5 -	44.310	27.997	1:12.307	60.14	2.538	17:01:24.515	
6 -	43.540	28.641	1:12.181	60.24	2.412	17:02:36.696	
7 -	42.965	29.610	1:12.575	59.91	2.806	17:03:49.271	
8 -	43.064	29.247	1:12.311	60.13	2.542	17:05:01.582	
9 -	43.059	27.836	1:10.895	61.33	1.126	17:06:12.477	
10 -	43.172	27.749	1:10.921	61.31	1.152	17:07:23.398	
11 -	43.249	28.042	1:11.291	60.99	1.522	17:08:34.689	

P7 44 R		Robert DESSOY		MZ -			
IDEAL LAP TIME : 1:09.548		BEST LAP TIME : 1:09.588		DIFFERENCE : 0.040			
LAP	SECTOR 1	SECTOR 2	LAP TIME	MPH	DIFF	TIME OF DAY	
1 -		29.215	1:21.589	53.29	12.001	16:56:45.951	
2 -	44.843	28.691	1:13.534	59.13	3.946	16:57:59.485	
3 -	42.665	27.580	1:10.245	61.90	0.657	16:59:09.730	
4 -	42.687	27.408	1:10.095	62.03	0.507	17:00:19.825	
5 -	43.370	29.767	1:13.137	59.45	3.549	17:01:32.962	
6 -	42.422	27.656	1:10.078 (3)	62.05	0.490	17:02:43.040	
7 -	42.360	27.228	1:09.588 (1)	62.49		17:03:52.628	
8 -	43.000	28.087	1:11.087	61.17	1.499	17:05:03.715	
9 -	43.197	27.188	1:10.385	61.78	0.797	17:06:14.100	
10 -	42.368	27.275	1:09.643 (2)	62.44	0.055	17:07:23.743	
11 -	43.754	28.442	1:12.196	60.23	2.608	17:08:35.939	

P8 9		Gary HOWLETT		MZ - HS Racing			
IDEAL LAP TIME : 1:10.029		BEST LAP TIME : 1:10.251		DIFFERENCE : 0.222			
LAP	SECTOR 1	SECTOR 2	LAP TIME	MPH	DIFF	TIME OF DAY	
1 -		30.046	1:21.354	53.45	11.103	16:56:45.716	
2 -	44.662	27.761	1:12.423	60.04	2.172	16:57:58.139	
3 -	43.026	27.384	1:10.410 (2)	61.76	0.159	16:59:08.549	
4 -	43.030	27.221	1:10.251 (1)	61.90		17:00:18.800	
5 -	43.513	27.358	1:10.871	61.35	0.620	17:01:29.671	
6 -	42.808	28.048	1:10.856	61.37	0.605	17:02:40.527	
7 -	43.185	28.097	1:11.282	61.00	1.031	17:03:51.809	

Weather / Track : Cloudy / Wet

Brands Hatch Indy
Circuit Length = 1.2079 miles
Start: 16:55 Flag 17:08 End: 17:09

BMCRC - MRO Championships 2015 - Rnd 1 @ Brands Hatch Indy

Freshdrop BMZRC 250 MZ

RACE 17 - SECTOR ANALYSIS

SECTOR 1 = FL to I1, SECTOR 2 = I1 to I2, SECTOR 3 = I2 to FL, DIFF = Difference To Personal Best Lap

8 -	43.572	28.012	1:11.584	60.74	1.333	17:05:03.393
9 -	43.228	27.353	1:10.581 (3)	61.61	0.330	17:06:13.974
10 -	43.227	27.609	1:10.836	61.38	0.585	17:07:24.810
11 -	44.592	28.387	1:12.979	59.58	2.728	17:08:37.789

P9 31		David BIGNELL		MZ -			
IDEAL LAP TIME : 1:08.548		BEST LAP TIME : 1:08.548		DIFFERENCE : 0.000			
LAP	SECTOR 1	SECTOR 2	LAP TIME	MPH	DIFF	TIME OF DAY	
1 -		29.704	1:21.686	53.23	13.138	16:56:46.048	
2 -	45.432	28.549	1:13.981	58.78	5.433	16:58:00.029	
3 -	44.528	28.532	1:13.060	59.52	4.512	16:59:13.089	
4 -	44.269	28.561	1:12.830	59.70	4.282	17:00:25.919	
5 -	43.883	28.096	1:11.979	60.41	3.431	17:01:37.898	
6 -	44.210	27.726	1:11.936	60.45	3.388	17:02:49.834	
7 -	42.862	27.646	1:10.508 (3)	61.67	1.960	17:04:00.342	
8 -	43.195	27.850	1:11.045	61.20	2.497	17:05:11.387	
9 -	42.758	28.372	1:11.130	61.13	2.582	17:06:22.517	
10 -	41.273	27.275	1:08.548 (1)	63.43		17:07:31.065	
11 -	42.088	27.330	1:09.418 (2)	62.64	0.870	17:08:40.483	

P10 20 R		Christopher WATSON		MZ - Expert Locksmiths			
IDEAL LAP TIME : 1:10.449		BEST LAP TIME : 1:10.543		DIFFERENCE : 0.094			
LAP	SECTOR 1	SECTOR 2	LAP TIME	MPH	DIFF	TIME OF DAY	
1 -		29.470	1:20.488	54.02	9.945	16:56:44.850	
2 -	45.486	29.463	1:14.949	58.02	4.406	16:57:59.799	
3 -	44.393	28.739	1:13.132	59.46	2.589	16:59:12.931	
4 -	44.200	29.013	1:13.213	59.39	2.670	17:00:26.144	
5 -	44.003	28.620	1:12.623	59.87	2.080	17:01:38.767	
6 -	43.116	28.078	1:11.194 (3)	61.08	0.651	17:02:49.961	
7 -	42.463	28.080	1:10.543 (1)	61.64		17:04:00.504	
8 -	43.136	28.633	1:11.769	60.59	1.226	17:05:12.273	
9 -	43.209	28.857	1:12.066	60.34	1.523	17:06:24.339	
10 -	42.974	28.106	1:11.080 (2)	61.17	0.537	17:07:35.419	
11 -	42.371	29.232	1:11.603	60.73	1.060	17:08:47.022	

P11 58		Des DAVIES		MZ - Lozz & Soss			
IDEAL LAP TIME : 1:11.039		BEST LAP TIME : 1:11.039		DIFFERENCE : 0.000			
LAP	SECTOR 1	SECTOR 2	LAP TIME	MPH	DIFF	TIME OF DAY	
1 -		30.420	1:30.860	47.86	19.821	16:56:55.222	
2 -	46.798	28.484	1:15.282	57.76	4.243	16:58:10.504	
3 -	44.392	28.774	1:13.166	59.43	2.127	16:59:23.670	
4 -	42.802	28.237	1:11.039 (1)	61.21		17:00:34.709	
5 -	43.454	28.383	1:11.837 (2)	60.53	0.798	17:01:46.546	
6 -	44.953	29.225	1:14.178	58.62	3.139	17:03:00.724	
7 -	44.918	28.896	1:13.814	58.91	2.775	17:04:14.538	
8 -	43.644	29.466	1:13.110	59.48	2.071	17:05:27.648	
9 -	43.507	29.356	1:12.863	59.68	1.824	17:06:40.511	
10 -	43.716	28.862	1:12.578	59.91	1.539	17:07:53.089	
11 -	43.678	28.796	1:12.474 (3)	60.00	1.435	17:09:05.563	

P12 3		Max MAUD		MZ -			
IDEAL LAP TIME : 1:12.151		BEST LAP TIME : 1:12.668		DIFFERENCE : 0.517			
LAP	SECTOR 1	SECTOR 2	LAP TIME	MPH	DIFF	TIME OF DAY	
1 -		30.608	1:24.633	51.38	11.965	16:56:48.995	
2 -	44.506	29.857	1:14.363	58.47	1.695	16:58:03.358	
3 -	45.522	29.770	1:15.292	57.75	2.624	16:59:18.650	
4 -	44.130	29.947	1:14.077	58.70	1.409	17:00:32.727	
5 -	44.264	29.504	1:13.768	58.94	1.100	17:01:46.495	
6 -	44.677	29.365	1:14.042	58.73	1.374	17:03:00.537	
7 -	44.197	28.886	1:13.083 (2)	59.50	0.415	17:04:13.620	

Weather / Track : Cloudy / Wet

Brands Hatch Indy
Circuit Length = 1.2079 miles
Start: 16:55 Flag 17:08 End: 17:09

BMCRC - MRO Championships 2015 - Rnd 1 @ Brands Hatch Indy

Freshdrop BMZRC 250 MZ

RACE 17 - SECTOR ANALYSIS

SECTOR 1 = FL to I1, SECTOR 2 = I1 to I2, SECTOR 3 = I2 to FL, DIFF = Difference To Personal Best Lap

8 -	44.157	29.254	1:13.411	59.23	0.743	17:05:27.031
9 -	43.680	29.444	1:13.124 (3)	59.46	0.456	17:06:40.155
10 -	43.265	29.403	1:12.668 (1)	59.84		17:07:52.823
11 -	44.835	30.007	1:14.842	58.10	2.174	17:09:07.665

P13 27 R Andrew BUTTERS		MZ -				
IDEAL LAP TIME : 1:13.803		BEST LAP TIME : 1:13.803		DIFFERENCE : 0.000		
LAP	SECTOR 1	SECTOR 2	LAP TIME	MPH	DIFF	TIME OF DAY
1 -		29.997	1:27.043	49.95	13.240	16:56:51.405
2 -	45.518	30.284	1:15.802	57.36	1.999	16:58:07.207
3 -	45.869	30.692	1:16.561	56.79	2.758	16:59:23.768
4 -	45.635	30.749	1:16.384	56.93	2.581	17:00:40.152
5 -	46.503	30.957	1:17.460	56.13	3.657	17:01:57.612
6 -	46.587	30.126	1:16.713	56.68	2.910	17:03:14.325
7 -	45.599	29.997	1:15.596	57.52	1.793	17:04:29.921
8 -	45.011	30.790	1:15.801	57.36	1.998	17:05:45.722
9 -	45.648	29.752	1:15.400 (3)	57.67	1.597	17:07:01.122
10 -	44.610	29.800	1:14.410 (2)	58.44	0.607	17:08:15.532
11 -	44.406	29.397	1:13.803 (1)	58.92		17:09:29.335

P14 47 Richard FAYERS		MZ -				
IDEAL LAP TIME : 1:13.709		BEST LAP TIME : 1:13.976		DIFFERENCE : 0.267		
LAP	SECTOR 1	SECTOR 2	LAP TIME	MPH	DIFF	TIME OF DAY
1 -		31.556	1:29.563	48.55	15.587	16:56:53.925
2 -	48.945	31.102	1:20.047	54.32	6.071	16:58:13.972
3 -	48.322	32.150	1:20.472	54.03	6.496	16:59:34.444
4 -	47.254	29.810	1:17.064	56.42	3.088	17:00:51.508
5 -	46.834	29.383	1:16.217	57.05	2.241	17:02:07.725
6 -	45.382	29.110	1:14.492	58.37	0.516	17:03:22.217
7 -	45.049	29.350	1:14.399 (2)	58.44	0.423	17:04:36.616
8 -	45.739	28.834	1:14.573	58.31	0.597	17:05:51.189
9 -	45.278	29.190	1:14.468 (3)	58.39	0.492	17:07:05.657
10 -	44.875	29.101	1:13.976 (1)	58.78		17:08:19.633
11 -	45.368	29.143	1:14.511	58.36	0.535	17:09:34.144

P15 48 R Paul CANHAM		MZ -				
IDEAL LAP TIME : 1:15.289		BEST LAP TIME : 1:15.683		DIFFERENCE : 0.394		
LAP	SECTOR 1	SECTOR 2	LAP TIME	MPH	DIFF	TIME OF DAY
1 -		32.053	1:31.470	47.54	15.787	16:56:55.832
2 -	50.203	31.173	1:21.376	53.43	5.693	16:58:17.208
3 -	48.634	30.661	1:19.295	54.84	3.612	16:59:36.503
4 -	49.006	30.746	1:19.752	54.52	4.069	17:00:56.255
5 -	48.740	29.860	1:18.600	55.32	2.917	17:02:14.855
6 -	46.989	29.526	1:16.515 (3)	56.83	0.832	17:03:31.370
7 -	45.763	29.920	1:15.683 (1)	57.45		17:04:47.053
8 -	46.473	29.748	1:16.221 (2)	57.05	0.538	17:06:03.274
9 -	46.720	30.398	1:17.118	56.38	1.435	17:07:20.392
10 -	47.268	30.028	1:17.296	56.25	1.613	17:08:37.688

P16 43 Daniel BARFORD		MZ -				
IDEAL LAP TIME : 1:16.152		BEST LAP TIME : 1:16.152		DIFFERENCE : 0.000		
LAP	SECTOR 1	SECTOR 2	LAP TIME	MPH	DIFF	TIME OF DAY
1 -		32.053	1:30.227	48.19	14.075	16:56:54.589
2 -	49.466	31.336	1:20.802	53.81	4.650	16:58:15.391
3 -	48.627	31.552	1:20.179	54.23	4.027	16:59:35.570
4 -	49.895	30.896	1:20.791	53.82	4.639	17:00:56.361
5 -	47.929	30.609	1:18.538	55.36	2.386	17:02:14.899
6 -	47.168	30.937	1:18.105	55.67	1.953	17:03:33.004
7 -	46.948	30.181	1:17.129 (3)	56.38	0.977	17:04:50.133
8 -	46.362	30.717	1:17.079 (2)	56.41	0.927	17:06:07.212

Weather / Track : Cloudy / Wet

Brands Hatch Indy
Circuit Length = 1.2079 miles
Start: 16:55 Flag 17:08 End: 17:09

BMCRC - MRO Championships 2015 - Rnd 1 @ Brands Hatch Indy

Freshdrop BMZRC 250 MZ

RACE 17 - SECTOR ANALYSIS

SECTOR 1 = FL to I1, SECTOR 2 = I1 to I2, SECTOR 3 = I2 to FL, DIFF = Difference To Personal Best Lap

9 -	46.286	29.866	1:16.152 (1)	57.10		17:07:23.364
10 -	47.540	30.146	1:17.686	55.97	1.534	17:08:41.050

P17 51 R Duane SUTCH		MZ -				
IDEAL LAP TIME : 1:16.016		BEST LAP TIME : 1:16.016		DIFFERENCE : 0.000		
LAP	SECTOR 1	SECTOR 2	LAP TIME	MPH	DIFF	TIME OF DAY
1 -		32.212	1:30.753	47.91	14.737	16:56:55.115
2 -	49.389	31.207	1:20.596	53.95	4.580	16:58:15.711
3 -	49.242	30.968	1:20.210	54.21	4.194	16:59:35.921
4 -	49.712	31.300	1:21.012	53.67	4.996	17:00:56.933
5 -	48.644	29.971	1:18.615	55.31	2.599	17:02:15.548
6 -	47.292	30.395	1:17.687	55.97	1.671	17:03:33.235
7 -	47.012	30.080	1:17.092 (2)	56.40	1.076	17:04:50.327
8 -	46.382	30.813	1:17.195 (3)	56.33	1.179	17:06:07.522
9 -	46.222	29.794	1:16.016 (1)	57.20		17:07:23.538
10 -	47.685	29.984	1:17.669	55.98	1.653	17:08:41.207

P18 65 R Konrad BREESE		MZ - @breese2you				
IDEAL LAP TIME : 1:13.689		BEST LAP TIME : 1:14.131		DIFFERENCE : 0.442		
LAP	SECTOR 1	SECTOR 2	LAP TIME	MPH	DIFF	TIME OF DAY
1 -		32.020	1:32.630	46.94	18.499	16:56:56.992
2 -	47.942	31.150	1:19.092	54.98	4.961	16:58:16.084
3 -	47.186	31.271	1:18.457	55.42	4.326	16:59:34.541
4 -	45.523	30.656	1:16.179	57.08	2.048	17:00:50.720
5 -	46.372	30.048	1:16.420	56.90	2.289	17:02:07.140
6 -	45.043	30.086	1:15.129 (3)	57.88	0.998	17:03:22.269
7 -	45.813	29.721	1:15.534	57.57	1.403	17:04:37.803
8 -	45.186	29.491	1:14.677 (2)	58.23	0.546	17:05:52.480
9 -	44.328	29.803	1:14.131 (1)	58.66		17:07:06.611
10 -	44.198	1:05.602	1:49.800	39.60	35.669	17:08:56.411

P19 30 Malcolm HOWELL		MZ -				
IDEAL LAP TIME : 1:17.143		BEST LAP TIME : 1:17.905		DIFFERENCE : 0.762		
LAP	SECTOR 1	SECTOR 2	LAP TIME	MPH	DIFF	TIME OF DAY
1 -		32.384	1:34.016	46.25	16.111	16:56:58.378
2 -	49.081	32.209	1:21.290	53.49	3.385	16:58:19.668
3 -	48.948	31.555	1:20.503	54.01	2.598	16:59:40.171
4 -	48.565	32.022	1:20.587	53.96	2.682	17:01:00.758
5 -	50.418	32.274	1:22.692	52.58	4.787	17:02:23.450
6 -	48.289	32.003	1:20.292	54.15	2.387	17:03:43.742
7 -	48.469	31.948	1:20.417	54.07	2.512	17:05:04.159
8 -	48.818	30.835	1:19.653 (3)	54.59	1.748	17:06:23.812
9 -	47.365	31.075	1:18.440 (2)	55.43	0.535	17:07:42.252
10 -	46.308	31.597	1:17.905 (1)	55.81		17:09:00.157

P20 53 R Stephen HAMER		MZ -				
IDEAL LAP TIME : 1:17.865		BEST LAP TIME : 1:17.865		DIFFERENCE : 0.000		
LAP	SECTOR 1	SECTOR 2	LAP TIME	MPH	DIFF	TIME OF DAY
1 -		33.413	1:37.816	44.45	19.951	16:57:02.178
2 -	51.721	31.340	1:23.061	52.35	5.196	16:58:25.239
3 -	50.794	31.127	1:21.921	53.08	4.056	16:59:47.160
4 -	49.555	31.171	1:20.726	53.86	2.861	17:01:07.886
5 -	49.763	31.585	1:21.348	53.45	3.483	17:02:29.234
6 -	50.191	31.810	1:22.001	53.03	4.136	17:03:51.235
7 -	48.871	30.740	1:19.611 (3)	54.62	1.746	17:05:10.846
8 -	48.561	30.900	1:19.461 (2)	54.72	1.596	17:06:30.307
9 -	49.060	31.248	1:20.308	54.14	2.443	17:07:50.615
10 -	47.590	30.275	1:17.865 (1)	55.84		17:09:08.480

Weather / Track : Cloudy / Wet

Brands Hatch Indy
Circuit Length = 1.2079 miles
Start: 16:55 Flag 17:08 End: 17:09

BMCRC - MRO Championships 2015 - Rnd 1 @ Brands Hatch Indy

Freshdrop BMZRC 250 MZ

RACE 17 - SECTOR ANALYSIS

SECTOR 1 = FL to I1, SECTOR 2 = I1 to I2, SECTOR 3 = I2 to FL, DIFF = Difference To Personal Best Lap

P21 93		Graham TOWLER		MZ -		
IDEAL LAP TIME : 1:21.346		BEST LAP TIME : 1:21.346		DIFFERENCE : 0.000		
LAP	SECTOR 1	SECTOR 2	LAP TIME	MPH	DIFF	TIME OF DAY
1 -		34.571	1:41.462	42.85	20.116	16:57:05.824
2 -	59.493	37.113	1:36.606	45.01	15.260	16:58:42.430
3 -	53.583	33.614	1:27.197	49.87	5.851	17:00:09.627
4 -	53.369	32.653	1:26.022	50.55	4.676	17:01:35.649
5 -	50.796	33.560	1:24.356	51.55	3.010	17:03:00.005
6 -	52.101	31.945	1:24.046	51.74	2.700	17:04:24.051
7 -	50.594	32.259	1:22.853 (3)	52.48	1.507	17:05:46.904
8 -	49.819	31.527	1:21.346 (1)	53.45		17:07:08.250
9 -	50.053	32.265	1:22.318 (2)	52.82	0.972	17:08:30.568

P22 11		Ian SLAUGHTER		MZ -		
IDEAL LAP TIME : 1:09.627		BEST LAP TIME : 1:09.835		DIFFERENCE : 0.208		
LAP	SECTOR 1	SECTOR 2	LAP TIME	MPH	DIFF	TIME OF DAY
1 -		29.339	4:08.753	17.48	2:58.918	16:59:33.115
2 -	42.682	28.302	1:10.984	61.26	1.149	17:00:44.099
3 -	42.678	28.991	1:11.669	60.67	1.834	17:01:55.768
4 -	42.974	28.290	1:11.264	61.02	1.429	17:03:07.032
5 -	44.742	28.554	1:13.296	59.32	3.461	17:04:20.328
6 -	42.747	28.164	1:10.911 (3)	61.32	1.076	17:05:31.239
7 -	42.359	27.476	1:09.835 (1)	62.26		17:06:41.074
8 -	42.913	28.367	1:11.280	61.00	1.445	17:07:52.354
9 -	42.151	27.887	1:10.038 (2)	62.08	0.203	17:09:02.392

P23 88 R		Phoebe STOCKFORD		MZ -		
IDEAL LAP TIME : 1:19.035		BEST LAP TIME : 1:20.010		DIFFERENCE : 0.975		
LAP	SECTOR 1	SECTOR 2	LAP TIME	MPH	DIFF	TIME OF DAY
1 -		34.547	1:42.042	42.61	22.032	16:57:06.404
2 -	1:55.047	32.675	2:27.722	29.43	1:07.712	16:59:34.126
3 -	51.753	33.061	1:24.814	51.27	4.804	17:00:58.940
4 -	51.492	31.956	1:23.448	52.11	3.438	17:02:22.388
5 -	48.739	31.638	1:20.377 (2)	54.10	0.367	17:03:42.765
6 -	48.959	31.436	1:20.395 (3)	54.09	0.385	17:05:03.160
7 -	50.194	32.511	1:22.705	52.57	2.695	17:06:25.865
8 -	49.302	31.971	1:21.273	53.50	1.263	17:07:47.138
9 -	47.599	32.411	1:20.010 (1)	54.35		17:09:07.148

P24 75		Peter WOODALL		MZ - Core Projects Ltd		
IDEAL LAP TIME : 1:03.380		BEST LAP TIME : 1:03.594		DIFFERENCE : 0.214		
LAP	SECTOR 1	SECTOR 2	LAP TIME	MPH	DIFF	TIME OF DAY
1 -		26.246	1:10.960	61.28	7.366	16:56:35.322
2 -	39.871	26.203	1:06.074	65.81	2.480	16:57:41.396
3 -	40.039	26.039	1:06.078	65.81	2.484	16:58:47.474
4 -	39.360	26.127	1:05.487	66.40	1.893	16:59:52.961
5 -	39.983	25.616	1:05.599	66.29	2.005	17:00:58.560
6 -	40.862	26.317	1:07.179	64.73	3.585	17:02:05.739
7 -	38.171	25.423	1:03.594 (1)	68.38		17:03:09.333
8 -	38.212	25.550	1:03.762 (3)	68.20	0.168	17:04:13.095
9 -	38.518	25.209	1:03.727 (2)	68.23	0.133	17:05:16.822
10 -	38.480	26.593	1:05.073	66.82	1.479	17:06:21.895
11 -	38.547	25.372	1:03.919	68.03	0.325	17:07:25.814

P25 96		Christopher KENT		MZ -		
IDEAL LAP TIME : 1:07.967		BEST LAP TIME : 1:07.967		DIFFERENCE : 0.000		
LAP	SECTOR 1	SECTOR 2	LAP TIME	MPH	DIFF	TIME OF DAY
1 -		27.824	1:20.390	54.09	12.423	16:56:44.752
2 -	43.438	27.023	1:10.461	61.71	2.494	16:57:55.213

Weather / Track : Cloudy / Wet

Brands Hatch Indy
Circuit Length = 1.2079 miles
Start: 16:55 Flag 17:08 End: 17:09

BMCRC - MRO Championships 2015 - Rnd 1 @ Brands Hatch Indy

Freshdrop BMZRC 250 MZ

RACE 17 - SECTOR ANALYSIS

SECTOR 1 = FL to I1, SECTOR 2 = I1 to I2, SECTOR 3 = I2 to FL, DIFF = Difference To Personal Best Lap

3 -	42.259	26.977	1:09.236 (3)	62.80	1.269	16:59:04.449
4 -	41.372	26.595	1:07.967 (1)	63.98		17:00:12.416
5 -	42.020	26.901	1:08.921 (2)	63.09	0.954	17:01:21.337

P26 85 Andrew WALES	MZ - Illuminated Design Ltd					
IDEAL LAP TIME : 1:05.666	BEST LAP TIME : 1:05.666	DIFFERENCE : 0.000				
LAP	SECTOR 1	SECTOR 2	LAP TIME	MPH	DIFF	TIME OF DAY
1 -		26.820	1:13.977	58.78	8.311	16:56:38.339
2 -	41.222	26.427	1:07.649 (3)	64.28	1.983	16:57:45.988
3 -	40.298	26.265	1:06.563 (2)	65.33	0.897	16:58:52.551
4 -	39.748	25.918	1:05.666 (1)	66.22		16:59:58.217

P27 62 R Nicholas BETTRIDGE	MZ -					
IDEAL LAP TIME :	BEST LAP TIME : 1:18.585	DIFFERENCE :				
LAP	SECTOR 1	SECTOR 2	LAP TIME	MPH	DIFF	TIME OF DAY
1 -		28.123	1:18.585 (1)	55.33		16:56:42.947

BMCRC - MRO Championships 2015 - Rnd 1 @ Brands Hatch Indy

Freshdrop BMZRC 250 MZ

RACE 17 - BEST SECTORS

SECTOR 1			SECTOR 2			IDEAL / BEST COMPARISON						
POS	NO	NAME	TIME	NO	NAME	TIME	POS	NO	NAME	IDEAL	BEST	DIFF
									PERFECT LAP	1:03.182		
1	95	ROGERS	38.046	82	TAYLOR	25.136	1	82	TAYLOR	1:03.244	1:03.668	0.424
2	82	TAYLOR	38.108	75	WOODALL	25.209	2	75	WOODALL	1:03.380	1:03.594	0.214
3	75	WOODALL	38.171	95	ROGERS	25.671	3	95	ROGERS	1:03.717	1:03.893	0.176
4	36	BALDRY	38.432	36	BALDRY	25.822	4	36	BALDRY	1:04.254	1:04.843	0.589
5	85	WALES	39.748	85	WALES	25.918	5	85	WALES	1:05.666	1:05.666	0.000
6	33	WRIGHT	40.483	33	WRIGHT	26.388	6	33	WRIGHT	1:06.871	1:07.181	0.310
7	22	FINCH	40.486	96	KENT	26.595	7	22	FINCH	1:07.333	1:07.491	0.158
8	31	BIGNELL	41.273	22	FINCH	26.847	8	96	KENT	1:07.967	1:07.967	0.000
9	96	KENT	41.372	44	DESSOY	27.188	9	31	BIGNELL	1:08.548	1:08.548	0.000
10	11	SLAUGHTER	42.151	9	HOWLETT	27.221	10	44	DESSOY	1:09.548	1:09.588	0.040
11	18	GREEN	42.178	31	BIGNELL	27.275	11	11	SLAUGHTER	1:09.627	1:09.835	0.208
12	44	DESSOY	42.360	11	SLAUGHTER	27.476	12	18	GREEN	1:09.677	1:09.769	0.092
13	20	WATSON	42.371	18	GREEN	27.499	13	9	HOWLETT	1:10.029	1:10.251	0.222
14	58	DAVIES	42.802	20	WATSON	28.078	14	20	WATSON	1:10.449	1:10.543	0.094
15	9	HOWLETT	42.808	62	BETTRIDGE	28.123	15	58	DAVIES	1:11.039	1:11.039	0.000
16	3	MAUD	43.265	58	DAVIES	28.237	16	3	MAUD	1:12.151	1:12.668	0.517
17	65	BREESE	44.198	47	FAYERS	28.834	17	65	BREESE	1:13.689	1:14.131	0.442
18	27	BUTTERS	44.406	3	MAUD	28.886	18	47	FAYERS	1:13.709	1:13.976	0.267
19	47	FAYERS	44.875	27	BUTTERS	29.397	19	27	BUTTERS	1:13.803	1:13.803	0.000
20	48	CANHAM	45.763	65	BREESE	29.491	20	48	CANHAM	1:15.289	1:15.683	0.394
21	51	SUTCH	46.222	48	CANHAM	29.526	21	51	SUTCH	1:16.016	1:16.016	0.000
22	43	BARFORD	46.286	51	SUTCH	29.794	22	43	BARFORD	1:16.152	1:16.152	0.000
23	30	HOWELL	46.308	43	BARFORD	29.866	23	30	HOWELL	1:17.143	1:17.905	0.762
24	53	HAMER	47.590	53	HAMER	30.275	24	53	HAMER	1:17.865	1:17.865	0.000
25	88	STOCKFORD	47.599	30	HOWELL	30.835	25	88	STOCKFORD	1:19.035	1:20.010	0.975
26	93	TOWLER	49.819	88	STOCKFORD	31.436	26	93	TOWLER	1:21.346	1:21.346	0.000
27				93	TOWLER	31.527	27	62	BETTRIDGE		1:18.585	

Weather / Track : Cloudy / Wet

Results can be found at www.tsl-timing.com

Brands Hatch Indy
Circuit Length = 1.2079 miles
Start: 16:55 Flag 17:08 End: 17:09

Printed - 17:13 Sunday, 29 March 2015



2-Stroke GP Series

Brands Hatch Indy

28th & 29th March 2015



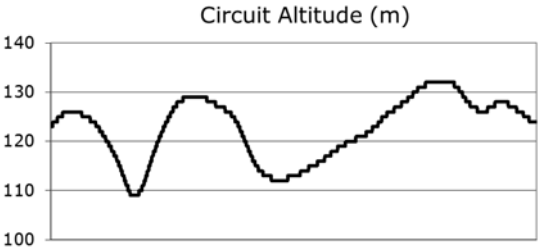
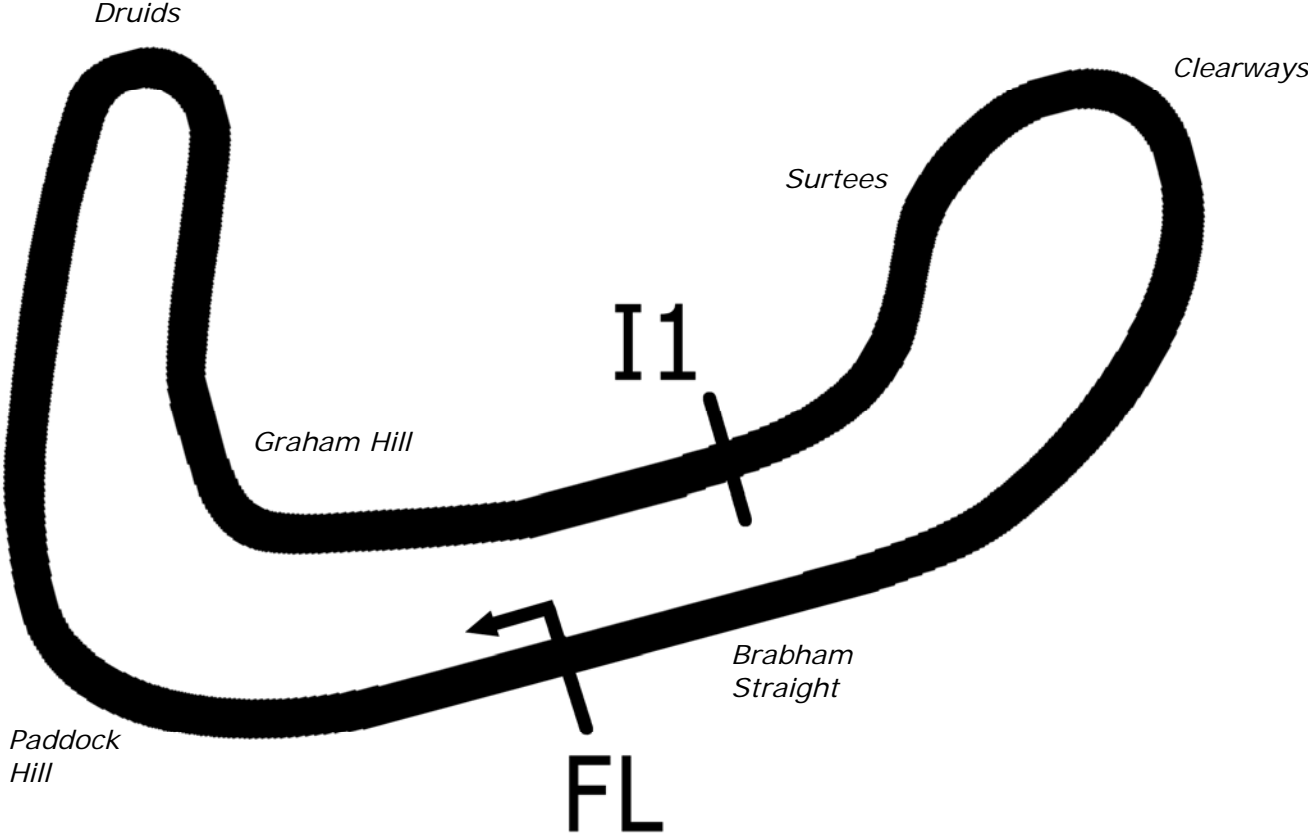
Results Provided by Timing Solutions Ltd
www.tsl-timing.com

Brands Hatch Indy



SPORTS TIMING

TIMING SOLUTIONS LTD



Length	1.2079 miles	1944.0 m	
FL		51.36032 N	0.26032 E
I1	1112m	51.35934 N	0.25955 E
Pit Entry	1669m	51.35911 N	0.25743 E
Pit Exit	83m after FL	51.36017 N	0.26051 E
Pit Entry–Pit Exit 332m, 19.9s @60kph, 14.9s @80kph			

All results available at www.tsl-timing.com

BMCRC - MRO Championships 2015 - Rnd 1 @ Brands Hatch Indy

2-Stroke GP Series

QUALIFYING - CLASSIFICATION



POS	NO	CL	PIC NAME	ENTRY	TIME	ON	LAPS	GAP	DIFF	MPH
1	30	GP	1 Dean STIMPSON	Harris TZ350 - Fondseca/Veryard Racing	53.038	11	13			81.99
2	6	GP	2 Matt BARBER	Yamaha TZ250 -	53.324	11	11	0.286	0.286	81.55
3	95	GP	3 Matt TRUELOVE	Yamaha TZ250 -	53.464	7	7	0.426	0.140	81.33
4	17	GP	4 Danny IMBERG	Yamaha TZ350 - Hertsmere Logistics	54.454	5	5	1.416	0.990	79.85
5	19	GP	5 Chris KNIGHT	Yamaha TZ350G - Redline Motorcycles Loughborough	55.240	11	11	2.202	0.786	78.72
6	20	GP	6 Gordon DORSET	Yamaha TZ250 -	55.450	7	12	2.412	0.210	78.42
7	13	GP	7 Paul FYSON	Yamaha TZ250 - Aspire Restorations	55.531	6	7	2.493	0.081	78.30
8	36	GP	8 Al PIRIE	Yamaha TZ250 -	55.570	4	10	2.532	0.039	78.25
9	96	GPF	1 Scott SWARBRICK	Honda RS125GP - Staggered	56.133	9	11	3.095	0.563	77.46
10	125	GPF	2 Ben MILES	MZ - Gibson Exhaust	56.388	10	12	3.350	0.255	77.11
11	52	GPF	3 Chris DOWLING	Honda RS125 -	56.657	5	5	3.619	0.269	76.75
12	23	GPF	4 Sam LLEWELLYN	Honda RS125 - Anglian Fasteners	56.898	5	12	3.860	0.241	76.42
13	40	GP	9 Chris CAMPS	Yamaha TZ350 - New Heath Autos Ltd	57.247	5	5	4.209	0.349	75.96
14	61	GPF	5 Oliver FOOKS	Aprilia RS250 -	57.421	4	10	4.383	0.174	75.73
15	18	GP	10 Peter BASILE	Yamaha Spondon TZ250B - PGB Motorcycles Ltd	57.674	10	11	4.636	0.253	75.39
16	76	GPF	6 Chris ROGERS	Honda RS 125 -	57.879	3	3	4.841	0.205	75.13
17	42	GP	11 Peter THORNE	Harris Decorite - Aspire Classic Restorations	57.996	9	11	4.958	0.117	74.98
18	3	GP	12 Tom BARRETT	Honda RS250 -	58.077	9	11	5.039	0.081	74.87
19	16	GPF	7 Daniel WALLING	Honda RS125 - JD Services	58.576	11	11	5.538	0.499	74.23
20	9	GPF	8 Connor THOMSON	Aprilia RS125 - Mark Christie / P&H Motorcycles	59.184	9	11	6.146	0.608	73.47
21	78	GPF	9 Virginia POWER	Kawasaki KR-1S 250 -	59.185	9	11	6.147	0.001	73.47
22	117	GPF	10 Paul HENSON	Yamaha TZR250 -	59.244	8	11	6.206	0.059	73.40
23	82	GPF	11 Mark TAYLOR	Yamaha TZ125 - Aspire Restorations	59.252	5	11	6.214	0.008	73.39
24	12	GP	13 John HIORNS	Yamaha TZ350G - Dick Hiorns	59.681	11	11	6.643	0.429	72.86
25	7	GP	14 Paul STREETS	Suzuki RG500 - Phil Lovett Engineering	59.853	5	6	6.815	0.172	72.65
26	88	GPF	12 Michael STANLEY	Yamaha TZR -	1:00.594	4	5	7.556	0.741	71.76
27	5	GPF	13 Harry KAY	Suzuki RGV250 -	1:00.881	8	10	7.843	0.287	71.42
28	41	GPF	14 Paul BOWLING	Yamaha TZT - Ice Watch Ltd	1:01.117	8	11	8.079	0.236	71.15
29	85	GPF	15 Andrew WALES	MZ ETZ 250 - Illuminated Design Ltd	1:01.121	9	10	8.083	0.004	71.14
30	55	GPF	16 Philip SHOEBRIDGE	Suzuki RGV250 -	1:02.085	9	9	9.047	0.964	70.04
31	83	GPF	17 Pete GIBSON	Aprilia RS250 -	1:02.184	9	10	9.146	0.099	69.93
32	60	GPF	18 Ian READ	Suzuki GT380 - Riggs Engineering	1:04.982	4	10	11.944	2.798	66.92
33	21	GP	15 Harry TRUELOVE	Yamaha TZ250 -			1			

Weather / Track : Cloudy / Dry

These results are provisional until the conclusion of any judicial and technical matters.

Brands Hatch Indy

Circuit Length = 1.2079 miles

Start: 11:35 Flag 11:47 End: 11:48

Clerk Of Course :	Timekeeper :
-------------------	--------------

Results can be found at www.tsl-timing.com

Printed - 11:53 Saturday, 28 March 2015



BMCRC - MRO Championships 2015 - Rnd 1 @ Brands Hatch Indy

2-Stroke GP Series & EDlasia Rookie 400

QUALIFYING - SECTOR ANALYSIS

SECTOR 1 = FL to I1, SECTOR 2 = I1 to I2, SECTOR 3 = I2 to FL, DIFF = Difference To Personal Best Lap

P1 30 GP Dean STIMPSON		Harris TZ350 - Fondseca/Veryard Racing				
IDEAL LAP TIME : 53.022		BEST LAP TIME : 53.038		DIFFERENCE : 0.016		
LAP	SECTOR 1	SECTOR 2	LAP TIME	MPH	DIFF	TIME OF DAY
1 -	38.514	22.765	1:01.279	70.96	8.241	11:37:40.834
2 -	34.143	21.726	55.869	77.83	2.831	11:38:36.703
3 -	32.563	21.334	53.897	80.68	0.859	11:39:30.600
4 -	32.236	21.933	54.169	80.27	1.131	11:40:24.769
5 -	32.233	21.619	53.852	80.75	0.814	11:41:18.621
6 -	32.634	22.036	54.670	79.54	1.632	11:42:13.291
7 -	33.273	21.919	55.192	78.79	2.154	11:43:08.483
8 -	32.913	21.382	54.295	80.09	1.257	11:44:02.778
9 -	32.346	21.048	53.394 (3)	81.44	0.356	11:44:56.172
10 -	32.669	21.145	53.814	80.80	0.776	11:45:49.986
11 -	32.007	21.031	53.038 (1)	81.99		11:46:43.024
12 -	31.991	21.392	53.383 (2)	81.46	0.345	11:47:36.407
13 -	32.496	21.042	53.538	81.22	0.500	11:48:29.945

P2 6 GP Matt BARBER		Yamaha TZ250 -				
IDEAL LAP TIME : 53.324		BEST LAP TIME : 53.324		DIFFERENCE : 0.000		
LAP	SECTOR 1	SECTOR 2	LAP TIME	MPH	DIFF	TIME OF DAY
1 -	39.880	24.389	1:04.269	67.66	10.945	11:38:11.805
2 -	36.206	23.679	59.885	72.61	6.561	11:39:11.690
3 -	35.335	22.854	58.189	74.73	4.865	11:40:09.879
4 -	34.469	22.967	57.436	75.71	4.112	11:41:07.315
5 -	33.633	21.856	55.489	78.36	2.165	11:42:02.804
6 -	43.484	24.510	1:07.994	63.95	14.670	11:43:10.798
7 -	35.508	22.318	57.826	75.20	4.502	11:44:08.624
8 -	33.255	21.526	54.781	79.38	1.457	11:45:03.405
9 -	33.241	21.450	54.691 (3)	79.51	1.367	11:45:58.096
10 -	32.489	21.842	54.331 (2)	80.03	1.007	11:46:52.427
11 -	32.004	21.320	53.324 (1)	81.55		11:47:45.751

P3 95 GP Matt TRUELOVE		Yamaha TZ250 -				
IDEAL LAP TIME : 53.464		BEST LAP TIME : 53.464		DIFFERENCE : 0.000		
LAP	SECTOR 1	SECTOR 2	LAP TIME	MPH	DIFF	TIME OF DAY
1 -	OUTLAP	23.340	1:08.318	63.65	14.854	11:41:29.773
2 -	33.939	21.955	55.894	77.80	2.430	11:42:25.667
3 -	34.051	22.844	56.895	76.43	3.431	11:43:22.562
4 -	35.741	21.335	57.076	76.18	3.612	11:44:19.638
5 -	33.004	21.480	54.484 (2)	79.81	1.020	11:45:14.122
6 -	32.922	22.244	55.166 (3)	78.82	1.702	11:46:09.288
7 -	32.289	21.175	53.464 (1)	81.33		11:47:02.752

P4 17 GP Danny IMBERG		Yamaha TZ350 - Hertsmere Logistics				
IDEAL LAP TIME : 54.242		BEST LAP TIME : 54.454		DIFFERENCE : 0.212		
LAP	SECTOR 1	SECTOR 2	LAP TIME	MPH	DIFF	TIME OF DAY
1 -	37.992	23.350	1:01.342	70.89	6.888	11:37:40.657
2 -	34.175	22.065	56.240	77.32	1.786	11:38:36.897
3 -	33.034	22.710	55.744 (3)	78.01	1.290	11:39:32.641
4 -	32.900	21.951	54.851 (2)	79.28	0.397	11:40:27.492
5 -	32.307	22.147	54.454 (1)	79.85		11:41:21.946

P5 19 GP Chris KNIGHT		Yamaha TZ350G - Redline Motorcycles Loughborough				
IDEAL LAP TIME : 55.240		BEST LAP TIME : 55.240		DIFFERENCE : 0.000		
LAP	SECTOR 1	SECTOR 2	LAP TIME	MPH	DIFF	TIME OF DAY
1 -	43.535	26.327	1:09.862	62.24	14.622	11:38:08.134
2 -	38.681	24.428	1:03.109	68.90	7.869	11:39:11.243
3 -	39.937	23.615	1:03.552	68.42	8.312	11:40:14.795
4 -	35.760	23.145	58.905	73.82	3.665	11:41:13.700

Weather / Track : Cloudy / Dry

Brands Hatch Indy
Circuit Length = 1.2079 miles
Start: 11:35 Flag 11:47 End: 11:48

BMCRC - MRO Championships 2015 - Rnd 1 @ Brands Hatch Indy

2-Stroke GP Series & EDlasia Rookie 400

QUALIFYING - SECTOR ANALYSIS

SECTOR 1 = FL to I1, SECTOR 2 = I1 to I2, SECTOR 3 = I2 to FL, DIFF = Difference To Personal Best Lap

5 -	36.389	22.871	59.260	73.38	4.020	11:42:12.960
6 -	35.180	22.787	57.967	75.01	2.727	11:43:10.927
7 -	34.906	22.731	57.637	75.44	2.397	11:44:08.564
8 -	34.298	22.176	56.474	77.00	1.234	11:45:05.038
9 -	33.658	22.482	56.140 (3)	77.45	0.900	11:46:01.178
10 -	33.893	22.058	55.951 (2)	77.72	0.711	11:46:57.129
11 -	33.558	21.682	55.240 (1)	78.72		11:47:52.369

P6 20 GP Gordon DORSET			Yamaha TZ250 -			
IDEAL LAP TIME : 55.118		BEST LAP TIME : 55.450		DIFFERENCE : 0.332		
LAP	SECTOR 1	SECTOR 2	LAP TIME	MPH	DIFF	TIME OF DAY
1 -	39.876	24.154	1:04.030	67.91	8.580	11:38:10.018
2 -	37.722	23.591	1:01.313	70.92	5.863	11:39:11.331
3 -	36.099	23.445	59.544	73.03	4.094	11:40:10.875
4 -	34.216	22.818	57.034	76.24	1.584	11:41:07.909
5 -	34.119	21.649	55.768 (2)	77.97	0.318	11:42:03.677
6 -	35.292	23.319	58.611	74.19	3.161	11:43:02.288
7 -	33.718	21.732	55.450 (1)	78.42		11:43:57.738
8 -	34.876	22.768	57.644	75.43	2.194	11:44:55.382
9 -	35.013	22.897	57.910	75.09	2.460	11:45:53.292
10 -	33.500	22.318	55.818 (3)	77.90	0.368	11:46:49.110
11 -	33.469	22.351	55.820	77.90	0.370	11:47:44.930
12 -	34.053	21.900	55.953	77.71	0.503	11:48:40.883

P7 13 GP Paul FYSON			Yamaha TZ250 - Aspire Restorations			
IDEAL LAP TIME : 55.112		BEST LAP TIME : 55.531		DIFFERENCE : 0.419		
LAP	SECTOR 1	SECTOR 2	LAP TIME	MPH	DIFF	TIME OF DAY
1 -	36.125	23.172	59.297	73.33	3.766	11:37:35.145
2 -	34.548	22.701	57.249	75.95	1.718	11:38:32.394
3 -	34.243	22.598	56.841 (3)	76.50	1.310	11:39:29.235
4 -	33.490	22.179	55.669 (2)	78.11	0.138	11:40:24.904
5 -	33.940	22.972	56.912	76.40	1.381	11:41:21.816
6 -	32.933	22.598	55.531 (1)	78.30		11:42:17.347
7 -	34.816	22.637	57.453	75.68	1.922	11:43:14.800

P8 36 GP AI PIRIE			Yamaha TZ250 -			
IDEAL LAP TIME : 55.570		BEST LAP TIME : 55.570		DIFFERENCE : 0.000		
LAP	SECTOR 1	SECTOR 2	LAP TIME	MPH	DIFF	TIME OF DAY
1 -	37.766	23.060	1:00.826	71.49	5.256	11:37:56.631
2 -	36.505	22.578	59.083	73.60	3.513	11:38:55.714
3 -	34.739	22.947	57.686	75.38	2.116	11:39:53.400
4 -	33.426	22.144	55.570 (1)	78.25		11:40:48.970
5 -	34.907	23.102	58.009	74.96	2.439	11:41:46.979
6 -	34.647	23.154	57.801	75.23	2.231	11:42:44.780
7 -	35.805	23.167	58.972	73.74	3.402	11:43:43.752
8 -	35.508	23.342	58.850	73.89	3.280	11:44:42.602
9 -	34.121	22.609	56.730 (3)	76.65	1.160	11:45:39.332
10 -	34.144	22.225	56.369 (2)	77.14	0.799	11:46:35.701

P9 96 GPF Scott SWARBRICK			Honda RS125GP - Staggered			
IDEAL LAP TIME : 56.133		BEST LAP TIME : 56.133		DIFFERENCE : 0.000		
LAP	SECTOR 1	SECTOR 2	LAP TIME	MPH	DIFF	TIME OF DAY
1 -	38.155	23.993	1:02.148	69.97	6.015	11:38:12.166
2 -	36.720	23.379	1:00.099	72.35	3.966	11:39:12.265
3 -	35.672	23.770	59.442	73.15	3.309	11:40:11.707
4 -	34.446	24.285	58.731	74.04	2.598	11:41:10.438
5 -	34.981	22.790	57.771	75.27	1.638	11:42:08.209
6 -	34.937	23.420	58.357	74.51	2.224	11:43:06.566
7 -	35.891	22.652	58.543	74.28	2.410	11:44:05.109
8 -	34.354	22.830	57.184 (3)	76.04	1.051	11:45:02.293

Weather / Track : Cloudy / Dry

Brands Hatch Indy
Circuit Length = 1.2079 miles
Start: 11:35 Flag 11:47 End: 11:48

BMCRC - MRO Championships 2015 - Rnd 1 @ Brands Hatch Indy

2-Stroke GP Series & EDlasia Rookie 400

QUALIFYING - SECTOR ANALYSIS

SECTOR 1 = FL to I1, SECTOR 2 = I1 to I2, SECTOR 3 = I2 to FL, DIFF = Difference To Personal Best Lap

9 -	33.751	22.382	56.133 (1)	77.46		11:45:58.426
10 -	37.129	24.448	1:01.577	70.62	5.444	11:47:00.003
11 -	34.167	22.473	56.640 (2)	76.77	0.507	11:47:56.643

P10 125 GPF Ben MILES			MZ - Gibson Exhaust			
IDEAL LAP TIME : 55.987		BEST LAP TIME : 56.388		DIFFERENCE : 0.401		
LAP	SECTOR 1	SECTOR 2	LAP TIME	MPH	DIFF	TIME OF DAY
1 -	38.294	23.764	1:02.058	70.07	5.670	11:37:45.203
2 -	36.313	23.029	59.342	73.28	2.954	11:38:44.545
3 -	35.489	22.867	58.356	74.51	1.968	11:39:42.901
4 -	36.814	23.969	1:00.783	71.54	4.395	11:40:43.684
5 -	34.301	22.740	57.041 (3)	76.23	0.653	11:41:40.725
6 -	35.494	23.687	59.181	73.47	2.793	11:42:39.906
7 -	36.374	24.884	1:01.258	70.98	4.870	11:43:41.164
8 -	36.496	25.522	1:02.018	70.11	5.630	11:44:43.182
9 -	33.996	22.808	56.804 (2)	76.55	0.416	11:45:39.986
10 -	33.906	22.482	56.388 (1)	77.11		11:46:36.374
11 -	35.017	22.852	57.869	75.14	1.481	11:47:34.243
12 -	35.421	22.081	57.502	75.62	1.114	11:48:31.745

P11 52 GPF Chris DOWLING			Honda RS125 -			
IDEAL LAP TIME : 56.236		BEST LAP TIME : 56.657		DIFFERENCE : 0.421		
LAP	SECTOR 1	SECTOR 2	LAP TIME	MPH	DIFF	TIME OF DAY
1 -	37.236	23.474	1:00.710	71.62	4.053	11:37:42.109
2 -	34.421	22.555	56.976 (3)	76.32	0.319	11:38:39.085
3 -	33.764	23.112	56.876 (2)	76.45	0.219	11:39:35.961
4 -	34.501	23.598	58.099	74.84	1.442	11:40:34.060
5 -	34.185	22.472	56.657 (1)	76.75		11:41:30.717

P12 23 GPF Sam LLEWELLYN			Honda RS125 - Anglian Fasteners			
IDEAL LAP TIME : 56.191		BEST LAP TIME : 56.898		DIFFERENCE : 0.707		
LAP	SECTOR 1	SECTOR 2	LAP TIME	MPH	DIFF	TIME OF DAY
1 -	37.729	23.302	1:01.031	71.25	4.133	11:37:41.028
2 -	34.118	22.787	56.905 (2)	76.41	0.007	11:38:37.933
3 -	34.478	23.266	57.744	75.30	0.846	11:39:35.677
4 -	34.364	23.018	57.382	75.78	0.484	11:40:33.059
5 -	34.266	22.632	56.898 (1)	76.42		11:41:29.957
6 -	33.755	23.167	56.922 (3)	76.39	0.024	11:42:26.879
7 -	34.817	22.615	57.432	75.71	0.534	11:43:24.311
8 -	36.595	23.370	59.965	72.51	3.067	11:44:24.276
9 -	34.670	23.986	58.656	74.13	1.758	11:45:22.932
10 -	34.735	23.479	58.214	74.70	1.316	11:46:21.146
11 -	36.271	25.158	1:01.429	70.79	4.531	11:47:22.575
12 -	35.165	22.436	57.601	75.49	0.703	11:48:20.176

P13 40 GP Chris CAMPS			Yamaha TZ350 - New Heath Autos Ltd			
IDEAL LAP TIME : 57.214		BEST LAP TIME : 57.247		DIFFERENCE : 0.033		
LAP	SECTOR 1	SECTOR 2	LAP TIME	MPH	DIFF	TIME OF DAY
1 -	39.830	24.162	1:03.992	67.95	6.745	11:38:09.651
2 -	36.645	23.305	59.950	72.53	2.703	11:39:09.601
3 -	35.354	22.593	57.947 (3)	75.04	0.700	11:40:07.548
4 -	34.810	22.453	57.263 (2)	75.94	0.016	11:41:04.811
5 -	34.761	22.486	57.247 (1)	75.96		11:42:02.058

P14 61 GPF Oliver FOOKS			Aprilia RS250 -			
IDEAL LAP TIME : 57.198		BEST LAP TIME : 57.421		DIFFERENCE : 0.223		
LAP	SECTOR 1	SECTOR 2	LAP TIME	MPH	DIFF	TIME OF DAY
1 -	36.660	22.923	59.583	72.98	2.162	11:37:56.335
2 -	35.307	23.177	58.484	74.35	1.063	11:38:54.819

Weather / Track : Cloudy / Dry

Brands Hatch Indy
Circuit Length = 1.2079 miles
Start: 11:35 Flag 11:47 End: 11:48

BMCRC - MRO Championships 2015 - Rnd 1 @ Brands Hatch Indy

2-Stroke GP Series & EDlasia Rookie 400

QUALIFYING - SECTOR ANALYSIS

SECTOR 1 = FL to I1, SECTOR 2 = I1 to I2, SECTOR 3 = I2 to FL, DIFF = Difference To Personal Best Lap

3 -	35.361	23.081	58.442	74.40	1.021	11:39:53.261
4 -	34.739	22.682	57.421 (1)	75.73		11:40:50.682
5 -	34.827	22.709	57.536 (2)	75.58	0.115	11:41:48.218
6 -	34.671	23.194	57.865 (3)	75.15	0.444	11:42:46.083
7 -	35.357	23.078	58.435	74.41	1.014	11:43:44.518
8 -	35.884	23.029	58.913	73.81	1.492	11:44:43.431
9 -	34.516	23.730	58.246	74.65	0.825	11:45:41.677
10 -	35.547	23.144	58.691	74.09	1.270	11:46:40.368

P15 18 GP Peter BASILE			Yamaha Spondon TZ250B - PGB Motorcycles Ltd			
IDEAL LAP TIME : 57.036		BEST LAP TIME : 57.674		DIFFERENCE : 0.638		
LAP	SECTOR 1	SECTOR 2	LAP TIME	MPH	DIFF	TIME OF DAY
1 -	41.803	24.338	1:06.141	65.74	8.467	11:38:24.532
2 -	38.595	23.055	1:01.650	70.53	3.976	11:39:26.182
3 -	35.588	22.794	58.382	74.48	0.708	11:40:24.564
4 -	34.850	23.687	58.537	74.28	0.863	11:41:23.101
5 -	35.737	24.568	1:00.305	72.11	2.631	11:42:23.406
6 -	35.613	23.823	59.436	73.16	1.762	11:43:22.842
7 -	38.416	23.149	1:01.565	70.63	3.891	11:44:24.407
8 -	35.445	22.900	58.345 (3)	74.53	0.671	11:45:22.752
9 -	34.600	23.270	57.870 (2)	75.14	0.196	11:46:20.622
10 -	34.242	23.432	57.674 (1)	75.39		11:47:18.296
11 -	35.994	22.848	58.842	73.90	1.168	11:48:17.138

P16 76 GPF Chris ROGERS			Honda RS 125 -			
IDEAL LAP TIME : 57.879		BEST LAP TIME : 57.879		DIFFERENCE : 0.000		
LAP	SECTOR 1	SECTOR 2	LAP TIME	MPH	DIFF	TIME OF DAY
1 -	39.010	23.255	1:02.265 (3)	69.84	4.386	11:37:45.776
2 -	35.837	23.812	59.649 (2)	72.90	1.770	11:38:45.425
3 -	35.100	22.779	57.879 (1)	75.13		11:39:43.304

P17 42 GP Peter THORNE			Harris Decorite - Aspire Classic Restorations			
IDEAL LAP TIME : 57.996		BEST LAP TIME : 57.996		DIFFERENCE : 0.000		
LAP	SECTOR 1	SECTOR 2	LAP TIME	MPH	DIFF	TIME OF DAY
1 -	45.270	25.781	1:11.051	61.20	13.055	11:38:12.714
2 -	38.395	24.237	1:02.632	69.43	4.636	11:39:15.346
3 -	36.847	23.630	1:00.477	71.90	2.481	11:40:15.823
4 -	36.437	23.151	59.588	72.97	1.592	11:41:15.411
5 -	36.043	24.284	1:00.327	72.08	2.331	11:42:15.738
6 -	36.543	23.591	1:00.134	72.31	2.138	11:43:15.872
7 -	36.016	23.751	59.767	72.75	1.771	11:44:15.639
8 -	35.613	22.758	58.371 (2)	74.49	0.375	11:45:14.010
9 -	35.312	22.684	57.996 (1)	74.98		11:46:12.006
10 -	36.357	23.387	59.744	72.78	1.748	11:47:11.750
11 -	36.035	23.301	59.336 (3)	73.28	1.340	11:48:11.086

P18 25 R4 Matty WHELAN			Yamaha - Blueline Taxis Barnsley			
IDEAL LAP TIME : 58.003		BEST LAP TIME : 58.003		DIFFERENCE : 0.000		
LAP	SECTOR 1	SECTOR 2	LAP TIME	MPH	DIFF	TIME OF DAY
1 -	40.895	24.544	1:05.439	66.45	7.436	11:38:09.896
2 -	39.117	23.738	1:02.855	69.18	4.852	11:39:12.751
3 -	36.688	23.878	1:00.566	71.79	2.563	11:40:13.317
4 -	36.490	23.678	1:00.168	72.27	2.165	11:41:13.485
5 -	37.043	23.645	1:00.688	71.65	2.685	11:42:14.173
6 -	35.382	24.837	1:00.219	72.21	2.216	11:43:14.392
7 -	36.151	23.811	59.962 (3)	72.52	1.959	11:44:14.354
8 -	34.933	23.070	58.003 (1)	74.97		11:45:12.357
9 -	35.320	23.743	59.063 (2)	73.62	1.060	11:46:11.420
10 -	36.755	23.216	59.971	72.51	1.968	11:47:11.391
11 -	36.290	24.149	1:00.439	71.95	2.436	11:48:11.830

Weather / Track : Cloudy / Dry

Brands Hatch Indy
Circuit Length = 1.2079 miles
Start: 11:35 Flag 11:47 End: 11:48

BMCRC - MRO Championships 2015 - Rnd 1 @ Brands Hatch Indy

2-Stroke GP Series & EDlasia Rookie 400

QUALIFYING - SECTOR ANALYSIS

SECTOR 1 = FL to I1, SECTOR 2 = I1 to I2, SECTOR 3 = I2 to FL, DIFF = Difference To Personal Best Lap

P19 3 GP Tom BARRETT			Honda RS250 -			
IDEAL LAP TIME : 58.076		BEST LAP TIME : 58.077		DIFFERENCE : 0.001		
LAP	SECTOR 1	SECTOR 2	LAP TIME	MPH	DIFF	TIME OF DAY
1 -	43.082	23.947	1:07.029	64.87	8.952	11:38:15.503
2 -	36.309	24.538	1:00.847	71.46	2.770	11:39:16.350
3 -	36.251	23.893	1:00.144	72.30	2.067	11:40:16.494
4 -	37.743	24.408	1:02.151	69.96	4.074	11:41:18.645
5 -	35.440	23.829	59.269 (2)	73.37	1.192	11:42:17.914
6 -	38.550	24.362	1:02.912	69.12	4.835	11:43:20.826
7 -	37.680	23.056	1:00.736	71.59	2.659	11:44:21.562
8 -	37.226	23.368	1:00.594	71.76	2.517	11:45:22.156
9 -	35.052	23.025	58.077 (1)	74.87		11:46:20.233
10 -	36.359	23.634	59.993 (3)	72.48	1.916	11:47:20.226
11 -	38.244	23.024	1:01.268	70.97	3.191	11:48:21.494

P20 16 GPF Daniel WALLING			Honda RS125 - JD Services			
IDEAL LAP TIME : 58.181		BEST LAP TIME : 58.576		DIFFERENCE : 0.395		
LAP	SECTOR 1	SECTOR 2	LAP TIME	MPH	DIFF	TIME OF DAY
1 -	41.728	25.641	1:07.369	64.54	8.793	11:37:53.108
2 -	39.331	23.899	1:03.230	68.77	4.654	11:38:56.338
3 -	36.557	23.908	1:00.465	71.91	1.889	11:39:56.803
4 -	36.057	23.789	59.846	72.66	1.270	11:40:56.649
5 -	37.460	23.301	1:00.761	71.56	2.185	11:41:57.410
6 -	35.851	23.569	59.420	73.18	0.844	11:42:56.830
7 -	36.218	23.628	59.846	72.66	1.270	11:43:56.676
8 -	35.627	23.349	58.976	73.73	0.400	11:44:55.652
9 -	35.200	23.447	58.647 (2)	74.14	0.071	11:45:54.299
10 -	35.082	23.694	58.776 (3)	73.98	0.200	11:46:53.075
11 -	34.880	23.696	58.576 (1)	74.23		11:47:51.651

P21 23 R4 Tham EVANS			Honda -			
IDEAL LAP TIME : 59.090		BEST LAP TIME : 59.090		DIFFERENCE : 0.000		
LAP	SECTOR 1	SECTOR 2	LAP TIME	MPH	DIFF	TIME OF DAY
1 -	39.532	25.299	1:04.831	67.07	5.741	11:38:09.303
2 -	38.152	24.845	1:02.997	69.02	3.907	11:39:12.300
3 -	36.405	24.109	1:00.514	71.86	1.424	11:40:12.814
4 -	36.388	24.090	1:00.478	71.90	1.388	11:41:13.292
5 -	36.836	24.485	1:01.321	70.91	2.231	11:42:14.613
6 -	35.984	25.899	1:01.883	70.27	2.793	11:43:16.496
7 -	35.809	24.470	1:00.279	72.14	1.189	11:44:16.775
8 -	36.035	24.077	1:00.112 (3)	72.34	1.022	11:45:16.887
9 -	35.437	23.653	59.090 (1)	73.59		11:46:15.977
10 -	35.589	23.882	59.471 (2)	73.12	0.381	11:47:15.448
11 -	35.919	24.459	1:00.378	72.02	1.288	11:48:15.826

P22 9 GPF Connor THOMSON			Aprilia RS125 - Mark Christie / P&H Motorcycles			
IDEAL LAP TIME : 59.184		BEST LAP TIME : 59.184		DIFFERENCE : 0.000		
LAP	SECTOR 1	SECTOR 2	LAP TIME	MPH	DIFF	TIME OF DAY
1 -	40.900	27.000	1:07.900	64.04	8.716	11:38:04.899
2 -	37.974	24.892	1:02.866	69.17	3.682	11:39:07.765
3 -	38.409	25.501	1:03.910	68.04	4.726	11:40:11.675
4 -	36.372	24.765	1:01.137	71.12	1.953	11:41:12.812
5 -	36.573	24.501	1:01.074	71.20	1.890	11:42:13.886
6 -	35.651	24.828	1:00.479 (3)	71.90	1.295	11:43:14.365
7 -	36.923	24.539	1:01.462	70.75	2.278	11:44:15.827
8 -	36.670	24.431	1:01.101	71.17	1.917	11:45:16.928
9 -	35.419	23.765	59.184 (1)	73.47		11:46:16.112
10 -	37.539	24.975	1:02.514	69.56	3.330	11:47:18.626
11 -	35.741	23.993	59.734 (2)	72.79	0.550	11:48:18.360

Weather / Track : Cloudy / Dry

Brands Hatch Indy
Circuit Length = 1.2079 miles
Start: 11:35 Flag 11:47 End: 11:48

BMCRC - MRO Championships 2015 - Rnd 1 @ Brands Hatch Indy

2-Stroke GP Series & EDlasia Rookie 400

QUALIFYING - SECTOR ANALYSIS

SECTOR 1 = FL to I1, SECTOR 2 = I1 to I2, SECTOR 3 = I2 to FL, DIFF = Difference To Personal Best Lap

P23 78 GPF Virginia POWER			Kawasaki KR-1S 250 -			
IDEAL LAP TIME : 59.047		BEST LAP TIME : 59.185	DIFFERENCE : 0.138			
LAP	SECTOR 1	SECTOR 2	LAP TIME	MPH	DIFF	TIME OF DAY
1 -	39.923	25.025	1:04.948	66.95	5.763	11:38:07.379
2 -	36.532	23.534	1:00.066 (2)	72.39	0.881	11:39:07.445
3 -	38.003	23.874	1:01.877	70.27	2.692	11:40:09.322
4 -	36.464	25.587	1:02.051	70.08	2.866	11:41:11.373
5 -	36.903	23.516	1:00.419 (3)	71.97	1.234	11:42:11.792
6 -	37.133	25.914	1:03.047	68.97	3.862	11:43:14.839
7 -	36.883	24.650	1:01.533	70.67	2.348	11:44:16.372
8 -	36.379	24.470	1:00.849	71.46	1.664	11:45:17.221
9 -	36.000	23.185	59.185 (1)	73.47		11:46:16.406
10 -	36.850	25.244	1:02.094	70.03	2.909	11:47:18.500
11 -	38.009	23.047	1:01.056	71.22	1.871	11:48:19.556

P24 117 GPF Paul HENSON			Yamaha TZR250 -			
IDEAL LAP TIME : 59.115		BEST LAP TIME : 59.244	DIFFERENCE : 0.129			
LAP	SECTOR 1	SECTOR 2	LAP TIME	MPH	DIFF	TIME OF DAY
1 -	43.841	26.916	1:10.757	61.45	11.513	11:37:54.939
2 -	42.459	26.179	1:08.638	63.35	9.394	11:39:03.577
3 -	37.744	24.920	1:02.664	69.39	3.420	11:40:06.241
4 -	36.412	23.748	1:00.160	72.28	0.916	11:41:06.401
5 -	36.630	24.066	1:00.696	71.64	1.452	11:42:07.097
6 -	37.046	23.870	1:00.916	71.38	1.672	11:43:08.013
7 -	37.301	23.770	1:01.071	71.20	1.827	11:44:09.084
8 -	35.831	23.413	59.244 (1)	73.40		11:45:08.328
9 -	36.486	25.196	1:01.682	70.50	2.438	11:46:10.010
10 -	36.256	23.324	59.580 (2)	72.98	0.336	11:47:09.590
11 -	35.791	23.930	59.721 (3)	72.81	0.477	11:48:09.311

P25 82 GPF Mark TAYLOR			Yamaha TZ125 - Aspire Restorations			
IDEAL LAP TIME : 59.252		BEST LAP TIME : 59.252	DIFFERENCE : 0.000			
LAP	SECTOR 1	SECTOR 2	LAP TIME	MPH	DIFF	TIME OF DAY
1 -	40.693	26.838	1:07.531	64.39	8.279	11:38:04.462
2 -	37.664	24.261	1:01.925	70.22	2.673	11:39:06.387
3 -	36.823	23.858	1:00.681	71.66	1.429	11:40:07.068
4 -	38.392	24.740	1:03.132	68.88	3.880	11:41:10.200
5 -	35.817	23.435	59.252 (1)	73.39		11:42:09.452
6 -	36.275	23.632	59.907 (3)	72.58	0.655	11:43:09.359
7 -	37.342	23.761	1:01.103	71.16	1.851	11:44:10.462
8 -	36.614	24.310	1:00.924	71.37	1.672	11:45:11.386
9 -	36.060	23.720	59.780 (2)	72.74	0.528	11:46:11.166
10 -	36.184	24.104	1:00.288	72.13	1.036	11:47:11.454
11 -	36.814	24.215	1:01.029	71.25	1.777	11:48:12.483

P26 12 GP John HIORNS			Yamaha TZ350G - Dick Hiorns			
IDEAL LAP TIME : 59.681		BEST LAP TIME : 59.681	DIFFERENCE : 0.000			
LAP	SECTOR 1	SECTOR 2	LAP TIME	MPH	DIFF	TIME OF DAY
1 -	43.673	25.421	1:09.094	62.93	9.413	11:38:17.071
2 -	38.701	24.645	1:03.346	68.64	3.665	11:39:20.417
3 -	37.609	23.654	1:01.263	70.98	1.582	11:40:21.680
4 -	36.967	24.309	1:01.276	70.96	1.595	11:41:22.956
5 -	36.843	24.101	1:00.944 (3)	71.35	1.263	11:42:23.900
6 -	38.308	25.970	1:04.278	67.65	4.597	11:43:28.178
7 -	38.735	24.140	1:02.875	69.16	3.194	11:44:31.053
8 -	38.435	23.480	1:01.915	70.23	2.234	11:45:32.968
9 -	36.964	24.389	1:01.353	70.87	1.672	11:46:34.321
10 -	36.777	23.588	1:00.365 (2)	72.03	0.684	11:47:34.686
11 -	36.298	23.383	59.681 (1)	72.86		11:48:34.367

Weather / Track : Cloudy / Dry

Brands Hatch Indy
Circuit Length = 1.2079 miles
Start: 11:35 Flag 11:47 End: 11:48

BMCRC - MRO Championships 2015 - Rnd 1 @ Brands Hatch Indy

2-Stroke GP Series & EDlasia Rookie 400

QUALIFYING - SECTOR ANALYSIS

SECTOR 1 = FL to I1, SECTOR 2 = I1 to I2, SECTOR 3 = I2 to FL, DIFF = Difference To Personal Best Lap

P27 7 GP Paul STREETS			Suzuki RG500 - Phil Lovett Engineering			
IDEAL LAP TIME : 59.853		BEST LAP TIME : 59.853		DIFFERENCE : 0.000		
LAP	SECTOR 1	SECTOR 2	LAP TIME	MPH	DIFF	TIME OF DAY
1 -	40.571	26.054	1:06.625	65.26	6.772	11:38:19.909
2 -	37.562	23.737	1:01.299	70.94	1.446	11:39:21.208
3 -	36.980	23.857	1:00.837	71.47	0.984	11:40:22.045
4 -	36.494	23.719	1:00.213 (3)	72.22	0.360	11:41:22.258
5 -	36.343	23.510	59.853 (1)	72.65		11:42:22.111
6 -	36.627	23.564	1:00.191 (2)	72.24	0.338	11:43:22.302

P28 88 GPF Michael STANLEY			Yamaha TZR -			
IDEAL LAP TIME : 59.137		BEST LAP TIME : 1:00.594		DIFFERENCE : 1.457		
LAP	SECTOR 1	SECTOR 2	LAP TIME	MPH	DIFF	TIME OF DAY
1 -	42.190	26.143	1:08.333	63.63	7.739	11:38:17.993
2 -	37.548	24.627	1:02.175 (3)	69.94	1.581	11:39:20.168
3 -	37.033	23.696	1:00.729 (2)	71.60	0.135	11:40:20.897
4 -	35.441	25.153	1:00.594 (1)	71.76		11:41:21.491
5 -	36.000	29.178	1:05.178	66.71	4.584	11:42:26.669

P29 81 R4 Scott GRANT			Yamaha -			
IDEAL LAP TIME : 1:00.684		BEST LAP TIME : 1:00.684		DIFFERENCE : 0.000		
LAP	SECTOR 1	SECTOR 2	LAP TIME	MPH	DIFF	TIME OF DAY
1 -	45.301	27.130	1:12.431	60.03	11.747	11:38:24.696
2 -	41.039	25.798	1:06.837	65.06	6.153	11:39:31.533
3 -	38.390	25.256	1:03.646	68.32	2.962	11:40:35.179
4 -	37.681	25.725	1:03.406	68.58	2.722	11:41:38.585
5 -	37.345	25.296	1:02.641	69.42	1.957	11:42:41.226
6 -	38.195	25.257	1:03.452	68.53	2.768	11:43:44.678
7 -	38.932	25.719	1:04.651	67.26	3.967	11:44:49.329
8 -	36.634	24.562	1:01.196 (3)	71.06	0.512	11:45:50.525
9 -	36.423	24.360	1:00.783 (2)	71.54	0.099	11:46:51.308
10 -	36.419	24.265	1:00.684 (1)	71.65		11:47:51.992

P30 55 R4 Nick COOPER			Aprilia - Skint Racing			
IDEAL LAP TIME : 1:00.708		BEST LAP TIME : 1:00.742		DIFFERENCE : 0.034		
LAP	SECTOR 1	SECTOR 2	LAP TIME	MPH	DIFF	TIME OF DAY
1 -	OUTLAP	25.811	1:16.215	57.05	15.473	11:38:51.716
2 -	38.177	24.449	1:02.626	69.43	1.884	11:39:54.342
3 -	37.748	24.443	1:02.191	69.92	1.449	11:40:56.533
4 -	37.934	24.809	1:02.743	69.30	2.001	11:41:59.276
5 -	38.092	25.424	1:03.516	68.46	2.774	11:43:02.792
6 -	38.162	24.272	1:02.434	69.65	1.692	11:44:05.226
7 -	36.973	24.261	1:01.234 (2)	71.01	0.492	11:45:06.460
8 -	38.100	25.364	1:03.464	68.52	2.722	11:46:09.924
9 -	36.798	23.944	1:00.742 (1)	71.59		11:47:10.666
10 -	36.764	24.495	1:01.259 (3)	70.98	0.517	11:48:11.925

P31 5 GPF Harry KAY			Suzuki RGV250 -			
IDEAL LAP TIME : 1:00.881		BEST LAP TIME : 1:00.881		DIFFERENCE : 0.000		
LAP	SECTOR 1	SECTOR 2	LAP TIME	MPH	DIFF	TIME OF DAY
1 -	41.446	25.570	1:07.016	64.88	6.135	11:37:50.116
2 -	39.475	25.121	1:04.596	67.32	3.715	11:38:54.712
3 -	37.733	24.337	1:02.070	70.05	1.189	11:39:56.782
4 -	37.474	24.611	1:02.085	70.04	1.204	11:40:58.867
5 -	37.913	24.099	1:02.012 (3)	70.12	1.131	11:42:00.879
6 -	38.769	24.805	1:03.574	68.40	2.693	11:43:04.453
7 -	38.579	24.272	1:02.851	69.18	1.970	11:44:07.304
8 -	36.866	24.015	1:00.881 (1)	71.42		11:45:08.185
9 -	36.935	24.840	1:01.775 (2)	70.39	0.894	11:46:09.960

Weather / Track : Cloudy / Dry

Brands Hatch Indy
Circuit Length = 1.2079 miles
Start: 11:35 Flag 11:47 End: 11:48

BMCRC - MRO Championships 2015 - Rnd 1 @ Brands Hatch Indy

2-Stroke GP Series & EDlasia Rookie 400

QUALIFYING - SECTOR ANALYSIS

SECTOR 1 = FL to I1, SECTOR 2 = I1 to I2, SECTOR 3 = I2 to FL, DIFF = Difference To Personal Best Lap

10 - 38.828 25.078 1:03.906 68.04 3.025 11:47:13.866

P32 57 R4 Paul FISHER			Kawasaki -			
IDEAL LAP TIME : 1:00.729		BEST LAP TIME : 1:00.941		DIFFERENCE : 0.212		
LAP	SECTOR 1	SECTOR 2	LAP TIME	MPH	DIFF	TIME OF DAY
1 -	41.697	24.939	1:06.636	65.25	5.695	11:38:08.178
2 -	41.140	24.010	1:05.150	66.74	4.209	11:39:13.328
3 -	37.439	24.110	1:01.549	70.65	0.608	11:40:14.877
4 -	37.777	23.576	1:01.353 (3)	70.87	0.412	11:41:16.230
5 -	37.280	24.087	1:01.367	70.86	0.426	11:42:17.597
6 -	37.771	24.096	1:01.867	70.28	0.926	11:43:19.464
7 -	41.162	23.739	1:04.901	67.00	3.960	11:44:24.365
8 -	37.424	23.844	1:01.268 (2)	70.97	0.327	11:45:25.633
9 -	37.828	23.826	1:01.654	70.53	0.713	11:46:27.287
10 -	37.153	23.788	1:00.941 (1)	71.35		11:47:28.228
11 -	39.386	23.802	1:03.188	68.82	2.247	11:48:31.416

P33 41 GPF Paul BOWLING			Yamaha TZX - Ice Watch Ltd			
IDEAL LAP TIME : 1:01.117		BEST LAP TIME : 1:01.117		DIFFERENCE : 0.000		
LAP	SECTOR 1	SECTOR 2	LAP TIME	MPH	DIFF	TIME OF DAY
1 -	40.601	25.520	1:06.121	65.76	5.004	11:37:44.154
2 -	40.912	25.522	1:06.434	65.45	5.317	11:38:50.588
3 -	38.289	24.985	1:03.274	68.72	2.157	11:39:53.862
4 -	37.871	24.533	1:02.404	69.68	1.287	11:40:56.266
5 -	38.840	24.922	1:03.762	68.20	2.645	11:42:00.028
6 -	40.816	25.594	1:06.410	65.48	5.293	11:43:06.438
7 -	38.256	24.095	1:02.351	69.74	1.234	11:44:08.789
8 -	37.134	23.983	1:01.117 (1)	71.15		11:45:09.906
9 -	37.159	24.174	1:01.333 (2)	70.90	0.216	11:46:11.239
10 -	39.628	24.174	1:03.802	68.15	2.685	11:47:15.041
11 -	38.065	23.989	1:02.054 (3)	70.07	0.937	11:48:17.095

P34 85 GPF Andrew WALES			MZ ETZ 250 - Illuminated Design Ltd			
IDEAL LAP TIME : 1:01.065		BEST LAP TIME : 1:01.121		DIFFERENCE : 0.056		
LAP	SECTOR 1	SECTOR 2	LAP TIME	MPH	DIFF	TIME OF DAY
1 -	41.091	26.095	1:07.186	64.72	6.065	11:37:52.090
2 -	37.906	25.417	1:03.323	68.67	2.202	11:38:55.413
3 -	38.536	24.468	1:03.004	69.02	1.883	11:39:58.417
4 -	36.847	24.432	1:01.279 (2)	70.96	0.158	11:40:59.696
5 -	36.936	24.627	1:01.563	70.63	0.442	11:42:01.259
6 -	41.802	25.551	1:07.353	64.56	6.232	11:43:08.612
7 -	39.663	24.455	1:04.118	67.82	2.997	11:44:12.730
8 -	37.121	24.384	1:01.505 (3)	70.70	0.384	11:45:14.235
9 -	36.903	24.218	1:01.121 (1)	71.14		11:46:15.356
10 -	37.764	24.774	1:02.538	69.53	1.417	11:47:17.894

P35 55 GPF Philip SHOEBRIDGE			Suzuki RGV250 -			
IDEAL LAP TIME :		BEST LAP TIME : 1:02.085		DIFFERENCE :		
LAP	SECTOR 1	SECTOR 2	LAP TIME	MPH	DIFF	TIME OF DAY
1 -			1:07.388	64.53	5.303	11:39:02.924
2 -			1:04.761	67.14	2.676	11:40:07.685
3 -			1:04.504	67.41	2.419	11:41:12.189
4 -			1:04.805	67.10	2.720	11:42:16.994
5 -			1:05.451	66.44	3.366	11:43:22.445
6 -			1:05.356	66.53	3.271	11:44:27.801
7 -			1:02.394 (2)	69.69	0.309	11:45:30.195
8 -			1:02.659 (3)	69.40	0.574	11:46:32.854
9 -			1:02.085 (1)	70.04		11:47:34.939

Weather / Track : Cloudy / Dry

Brands Hatch Indy
Circuit Length = 1.2079 miles
Start: 11:35 Flag 11:47 End: 11:48

BMCRC - MRO Championships 2015 - Rnd 1 @ Brands Hatch Indy

2-Stroke GP Series & EDlasia Rookie 400

QUALIFYING - SECTOR ANALYSIS

SECTOR 1 = FL to I1, SECTOR 2 = I1 to I2, SECTOR 3 = I2 to FL, DIFF = Difference To Personal Best Lap

P36 83 GPF Pete GIBSON			Aprilia RS250 -			
IDEAL LAP TIME : 1:01.923		BEST LAP TIME : 1:02.184		DIFFERENCE : 0.261		
LAP	SECTOR 1	SECTOR 2	LAP TIME	MPH	DIFF	TIME OF DAY
1 -	45.161	28.738	1:13.899	58.84	11.715	11:38:29.145
2 -	41.641	26.097	1:07.738	64.19	5.554	11:39:36.883
3 -	41.411	26.370	1:07.781	64.15	5.597	11:40:44.664
4 -	38.727	24.600	1:03.327	68.66	1.143	11:41:47.991
5 -	38.990	25.347	1:04.337	67.59	2.153	11:42:52.328
6 -	39.674	25.030	1:04.704	67.20	2.520	11:43:57.032
7 -	38.599	24.461	1:03.060	68.95	0.876	11:45:00.092
8 -	38.245	24.058	1:02.303 (2)	69.79	0.119	11:46:02.395
9 -	37.865	24.319	1:02.184 (1)	69.93		11:47:04.579
10 -	38.104	24.688	1:02.792 (3)	69.25	0.608	11:48:07.371

P37 17 R4 Kieran BOYCE			Honda -			
IDEAL LAP TIME : 1:02.424		BEST LAP TIME : 1:02.470		DIFFERENCE : 0.046		
LAP	SECTOR 1	SECTOR 2	LAP TIME	MPH	DIFF	TIME OF DAY
1 -	44.597	27.357	1:11.954	60.43	9.484	11:37:54.815
2 -	41.400	25.625	1:07.025	64.88	4.555	11:39:01.840
3 -	39.114	25.405	1:04.519	67.40	2.049	11:40:06.359
4 -	38.570	26.029	1:04.599	67.31	2.129	11:41:10.958
5 -	39.526	26.019	1:05.545	66.34	3.075	11:42:16.503
6 -	39.540	25.265	1:04.805	67.10	2.335	11:43:21.308
7 -	40.266	24.550	1:04.816	67.09	2.346	11:44:26.124
8 -	37.874	24.596	1:02.470 (1)	69.61		11:45:28.594
9 -	40.313	24.796	1:05.109	66.78	2.639	11:46:33.703
10 -	38.540	24.885	1:03.425 (2)	68.56	0.955	11:47:37.128
11 -	39.136	24.837	1:03.973 (3)	67.97	1.503	11:48:41.101

P38 60 GPF Ian READ			Suzuki GT380 - Riggs Engineering			
IDEAL LAP TIME : 1:04.554		BEST LAP TIME : 1:04.982		DIFFERENCE : 0.428		
LAP	SECTOR 1	SECTOR 2	LAP TIME	MPH	DIFF	TIME OF DAY
1 -	41.293	25.876	1:07.169	64.74	2.187	11:38:15.276
2 -	39.171	26.256	1:05.427 (3)	66.46	0.445	11:39:20.703
3 -	39.312	26.070	1:05.382 (2)	66.51	0.400	11:40:26.085
4 -	38.678	26.304	1:04.982 (1)	66.92		11:41:31.067
5 -	39.148	26.428	1:05.576	66.31	0.594	11:42:36.643
6 -	40.030	26.276	1:06.306	65.58	1.324	11:43:42.949
7 -	40.301	26.224	1:06.525	65.36	1.543	11:44:49.474
8 -	39.626	26.465	1:06.091	65.79	1.109	11:45:55.565
9 -	39.494	26.480	1:05.974	65.91	0.992	11:47:01.539
10 -	39.644	26.326	1:05.970	65.91	0.988	11:48:07.509

P39 104 R4 David OGDEN			Yamaha -			
IDEAL LAP TIME : 1:05.811		BEST LAP TIME : 1:06.212		DIFFERENCE : 0.401		
LAP	SECTOR 1	SECTOR 2	LAP TIME	MPH	DIFF	TIME OF DAY
1 -	46.007	27.657	1:13.664	59.03	7.452	11:37:56.649
2 -	42.614	26.492	1:09.106	62.92	2.894	11:39:05.755
3 -	41.579	26.482	1:08.061	63.89	1.849	11:40:13.816
4 -	41.011	26.769	1:07.780	64.15	1.568	11:41:21.596
5 -	40.422	26.490	1:06.912 (2)	64.98	0.700	11:42:28.508
6 -	44.037	28.476	1:12.513	59.96	6.301	11:43:41.021
7 -	41.608	26.646	1:08.254	63.71	2.042	11:44:49.275
8 -	40.823	25.389	1:06.212 (1)	65.67		11:45:55.487
9 -	40.607	26.352	1:06.959 (3)	64.94	0.747	11:47:02.446
10 -	41.587	26.335	1:07.922	64.02	1.710	11:48:10.368

Weather / Track : Cloudy / Dry

Brands Hatch Indy
Circuit Length = 1.2079 miles
Start: 11:35 Flag 11:47 End: 11:48

BMCRC - MRO Championships 2015 - Rnd 1 @ Brands Hatch Indy

2-Stroke GP Series & EDlasia Rookie 400

QUALIFYING - SECTOR ANALYSIS

SECTOR 1 = FL to I1, SECTOR 2 = I1 to I2, SECTOR 3 = I2 to FL, DIFF = Difference To Personal Best Lap

P40 80 R4		Scott ALLOTT		Suzuki -			
IDEAL LAP TIME : 1:06.335		BEST LAP TIME : 1:06.361		DIFFERENCE : 0.026			
LAP	SECTOR 1	SECTOR 2	LAP TIME	MPH	DIFF	TIME OF DAY	
1 -	44.696	27.604	1:12.300	60.14	5.939	11:37:53.163	
2 -	43.552	26.844	1:10.396	61.77	4.035	11:39:03.559	
3 -	42.326	26.567	1:08.893	63.12	2.532	11:40:12.452	
4 -	40.497	25.864	1:06.361 (1)	65.52		11:41:18.813	
5 -	40.831	26.901	1:07.732	64.20	1.371	11:42:26.545	
6 -	41.931	26.854	1:08.785	63.22	2.424	11:43:35.330	
7 -	41.361	26.296	1:07.657	64.27	1.296	11:44:42.987	
8 -	41.750	26.208	1:07.958	63.98	1.597	11:45:50.945	
9 -	40.593	26.021	1:06.614 (2)	65.28	0.253	11:46:57.559	
10 -	41.296	25.838	1:07.134 (3)	64.77	0.773	11:48:04.693	

P41 123 R4		Heather BELCHER		Kawasaki -			
IDEAL LAP TIME : 1:06.471		BEST LAP TIME : 1:06.792		DIFFERENCE : 0.321			
LAP	SECTOR 1	SECTOR 2	LAP TIME	MPH	DIFF	TIME OF DAY	
1 -	48.443	29.532	1:17.975	55.76	11.183	11:38:06.479	
2 -	44.588	27.680	1:12.268	60.17	5.476	11:39:18.747	
3 -	43.881	27.205	1:11.086	61.17	4.294	11:40:29.833	
4 -	42.477	26.842	1:09.319	62.73	2.527	11:41:39.152	
5 -	41.984	26.913	1:08.897	63.11	2.105	11:42:48.049	
6 -	42.442	25.927	1:08.369 (3)	63.60	1.577	11:43:56.418	
7 -	41.152	26.155	1:07.307 (2)	64.60	0.515	11:45:03.725	
8 -	40.544	26.248	1:06.792 (1)	65.10		11:46:10.517	
9 -	41.190	27.283	1:08.473	63.50	1.681	11:47:18.990	
10 -	41.651	27.096	1:08.747	63.25	1.955	11:48:27.737	

P42 36 R4		Mathew COLE		Kawasaki - Hampshire Hypnotherapy			
IDEAL LAP TIME : 1:08.683		BEST LAP TIME : 1:09.441		DIFFERENCE : 0.758			
LAP	SECTOR 1	SECTOR 2	LAP TIME	MPH	DIFF	TIME OF DAY	
1 -	47.088	29.405	1:16.493	56.84	7.052	11:38:21.365	
2 -	43.717	28.579	1:12.296	60.14	2.855	11:39:33.661	
3 -	42.967	28.629	1:11.596	60.73	2.155	11:40:45.257	
4 -	41.708	27.876	1:09.584 (2)	62.49	0.143	11:41:54.841	
5 -	43.910	29.063	1:12.973	59.59	3.532	11:43:07.814	
6 -	42.545	28.124	1:10.669	61.53	1.228	11:44:18.483	
7 -	42.058	27.383	1:09.441 (1)	62.62		11:45:27.924	
8 -	41.300	28.294	1:09.594 (3)	62.48	0.153	11:46:37.518	
9 -	41.892	27.859	1:09.751	62.34	0.310	11:47:47.269	

P43 134 R4		Debbie PETTET		Kawasaki - Chris Pettet			
IDEAL LAP TIME : 1:11.915		BEST LAP TIME : 1:12.744		DIFFERENCE : 0.829			
LAP	SECTOR 1	SECTOR 2	LAP TIME	MPH	DIFF	TIME OF DAY	
1 -	47.415	29.173	1:16.588	56.77	3.844	11:38:23.651	
2 -	45.514	28.423	1:13.937	58.81	1.193	11:39:37.588	
3 -	45.683	27.990	1:13.673	59.02	0.929	11:40:51.261	
4 -	44.262	28.482	1:12.744 (1)	59.77		11:42:04.005	
5 -	44.474	28.903	1:13.377	59.26	0.633	11:43:17.382	
6 -	44.862	28.289	1:13.151 (3)	59.44	0.407	11:44:30.533	
7 -	43.925	28.837	1:12.762 (2)	59.76	0.018	11:45:43.295	
8 -	44.698	28.655	1:13.353	59.28	0.609	11:46:56.648	
9 -	45.164	28.835	1:13.999	58.76	1.255	11:48:10.647	

P44 21 GP		Harry TRUELOVE		Yamaha TZ250 -			
IDEAL LAP TIME :		BEST LAP TIME :		DIFFERENCE :			
LAP	SECTOR 1	SECTOR 2	LAP TIME	MPH	DIFF	TIME OF DAY	
1 -	OUTLAP	24.383	1:05.358	66.53		11:42:06.948	

Weather / Track : Cloudy / Dry

Brands Hatch Indy
Circuit Length = 1.2079 miles
Start: 11:35 Flag 11:47 End: 11:48

BMCRC - MRO Championships 2015 - Rnd 1 @ Brands Hatch Indy

2-Stroke GP Series & EDlasia Rookie 400

QUALIFYING - BEST SECTORS

SECTOR 1			SECTOR 2			IDEAL / BEST COMPARISON						
POS	NO	NAME	TIME	NO	NAME	TIME	POS	NO	NAME	IDEAL	BEST	DIFF
									PERFECT LAP	53.022		
1	30	STIMPSON	31.991	30	STIMPSON	21.031	1	30	STIMPSON	53.022	53.038	0.016
2	6	BARBER	32.004	95	TRUELOVE	21.175	2	6	BARBER	53.324	53.324	0.000
3	95	TRUELOVE	32.289	6	BARBER	21.320	3	95	TRUELOVE	53.464	53.464	0.000
4	17	IMBERG	32.291	20	DORSET	21.649	4	17	IMBERG	54.242	54.454	0.212
5	13	FYSON	32.933	19	KNIGHT	21.682	5	13	FYSON	55.112	55.531	0.419
6	36	PIRIE	33.426	17	IMBERG	21.951	6	20	DORSET	55.118	55.450	0.332
7	20	DORSET	33.469	125	MILES	22.081	7	19	KNIGHT	55.240	55.240	0.000
8	19	KNIGHT	33.558	36	PIRIE	22.144	8	36	PIRIE	55.570	55.570	0.000
9	96	SWARBRICK	33.751	13	FYSON	22.179	9	125	MILES	55.987	56.388	0.401
10	23	LLEWELLYN	33.755	96	SWARBRICK	22.382	10	96	SWARBRICK	56.133	56.133	0.000
11	52	DOWLING	33.764	40	CAMPS	22.436	11	23	LLEWELLYN	56.191	56.898	0.707
12	125	MILES	33.906	20	CAMPS	22.453	12	52	DOWLING	56.236	56.657	0.421
13	18	BASILE	34.242	52	DOWLING	22.472	13	18	BASILE	57.036	57.674	0.638
14	61	FOOKS	34.516	61	FOOKS	22.682	14	61	FOOKS	57.198	57.421	0.223
15	40	CAMPS	34.761	42	THORNE	22.684	15	40	CAMPS	57.214	57.247	0.033
16	16	WALLING	34.880	76	ROGERS	22.779	16	76	ROGERS	57.879	57.879	0.000
17	25	WHELAN	34.933	18	BASILE	22.794	17	42	THORNE	57.996	57.996	0.000
18	3	BARRETT	35.052	3	BARRETT	23.024	18	25	WHELAN	58.003	58.003	0.000
19	76	ROGERS	35.100	78	POWER	23.047	19	3	BARRETT	58.076	58.077	0.001
20	42	THORNE	35.312	25	WHELAN	23.070	20	16	WALLING	58.181	58.576	0.395
21	9	THOMSON	35.419	16	WALLING	23.301	21	78	POWER	59.047	59.185	0.138
22	23	EVANS	35.437	117	HENSON	23.324	22	23	EVANS	59.090	59.090	0.000
23	88	STANLEY	35.441	12	HIORNS	23.383	23	117	HENSON	59.115	59.244	0.129
24	117	HENSON	35.791	82	TAYLOR	23.435	24	88	STANLEY	59.137	1:00.594	1.457
25	82	TAYLOR	35.817	7	STREETS	23.510	25	9	THOMSON	59.184	59.184	0.000
26	78	POWER	36.000	57	FISHER	23.576	26	82	TAYLOR	59.252	59.252	0.000
27	12	HIORNS	36.298	23	EVANS	23.653	27	12	HIORNS	59.681	59.681	0.000
28	7	STREETS	36.343	88	STANLEY	23.696	28	7	STREETS	59.853	59.853	0.000
29	81	GRANT	36.419	9	THOMSON	23.765	29	81	GRANT	1:00.684	1:00.684	0.000
30	55	COOPER	36.764	55	COOPER	23.944	30	55	COOPER	1:00.708	1:00.742	0.034
31	85	WALES	36.847	41	BOWLING	23.983	31	57	FISHER	1:00.729	1:00.941	0.212
32	5	KAY	36.866	5	KAY	24.015	32	5	KAY	1:00.881	1:00.881	0.000
33	41	BOWLING	37.134	83	GIBSON	24.058	33	85	WALES	1:01.065	1:01.121	0.056
34	57	FISHER	37.153	85	WALES	24.218	34	41	BOWLING	1:01.117	1:01.117	0.000
35	83	GIBSON	37.865	81	GRANT	24.265	35	83	GIBSON	1:01.923	1:02.184	0.261
36	17	BOYCE	37.874	21	TRUELOVE	24.383	36	17	BOYCE	1:02.424	1:02.470	0.046
37	60	READ	38.678	17	BOYCE	24.550	37	60	READ	1:04.554	1:04.982	0.428
38	104	OGDEN	40.422	104	OGDEN	25.389	38	104	OGDEN	1:05.811	1:06.212	0.401
39	80	ALLOTT	40.497	80	ALLOTT	25.838	39	80	ALLOTT	1:06.335	1:06.361	0.026
40	123	BELCHER	40.544	60	READ	25.876	40	123	BELCHER	1:06.471	1:06.792	0.321
41	36	COLE	41.300	123	BELCHER	25.927	41	36	COLE	1:08.683	1:09.441	0.758
42	134	PETTET	43.925	36	COLE	27.383	42	134	PETTET	1:11.915	1:12.744	0.829
43				134	PETTET	27.990	43	21	TRUELOVE			
44							44	55	SHOEBRIDGE		1:02.085	

Weather / Track : Cloudy / Dry

Brands Hatch Indy

Circuit Length = 1.2079 miles

Start: 11:35 Flag 11:47 End: 11:48

Results can be found at www.tsl-timing.com

Printed - 11:52 Saturday, 28 March 2015

BMCRC - MRO Championships 2015 - Rnd 1 @ Brands Hatch Indy

2-Stroke GP Series

RACE 10 - GRID



ROW 11	33	21	Harry TRUELOVE	1:04.982	32	60	Ian READ	1:02.184	31	83	Pete GIBSON
ROW 10	30	55	Philip SHOEBRIDGE	1:02.085	29	85	Andrew WALES	1:01.121	28	41	Paul BOWLING
ROW 9	27	5	Harry KAY	1:00.881	26	88	Michael STANLEY	1:00.594	25	7	Paul STREETS
ROW 8	24	12	John HIORNS	59.681	23	82	Mark TAYLOR	59.252	22	117	Paul HENSON
ROW 7	21	78	Virginia POWER	59.185	20	9	Connor THOMSON	59.184	19	16	Daniel WALLING
ROW 6	18	3	Tom BARRETT	58.077	17	42	Peter THORNE	57.996	16	76	Chris ROGERS
ROW 5	15	18	Peter BASILE	57.674	14	61	Oliver FOOKS	57.421	13	40	Chris CAMPS
ROW 4	12	23	Sam LLEWELLYN	56.898	11	52	Chris DOWLING	56.657	10	125	Ben MILES
ROW 3	9	96	Scott SWARBRICK	56.133	8	36	AI PIRIE	55.570	7	13	Paul FYSON
ROW 2	6	20	Gordon DORSET	55.450	5	19	Chris KNIGHT	55.240	4	17	Danny IMBERG
ROW 1	3	95	Matt TRUELOVE	53.464	2	6	Matt BARBER	53.324	1	30	Dean STIMPSON
											Pole

Brands Hatch Indy
Circuit Length = 1.2079 miles

These results are provisional until the conclusion of any judicial and technical matters.

Clerk Of Course :	Timekeeper :
-------------------	--------------

Results can be found at www.tsl-timing.com

Printed - 12:03 Saturday, 28 March 2015



BMCRC - MRO Championships 2015 - Rnd 1 @ Brands Hatch Indy

2-Stroke GP Series

RACE 10 - CLASSIFICATION



POS	NO	CL	PIC NAME	ENTRY	LAPS	TIME	GAP	DIFF	MPH	BEST	ON
1	30	GP	1 Dean STIMPSON	Harris TZ350 - Fondseca/Veryard Racing	12	10:47.932			80.53	52.786	6
2	6	GP	2 Matt BARBER	Yamaha TZ250 -	12	11:05.080	17.148	17.148	78.46	54.215	11
3	13	GP	3 Paul FYSON	Yamaha TZ250 - Aspire Restorations	12	11:08.546	20.614	3.466	78.05	54.308	9
4	19	GP	4 Chris KNIGHT	Yamaha TZ350G - Redline Motorcycles Loughborot	12	11:20.890	32.958	12.344	76.63	54.960	10
5	20	GP	5 Gordon DORSET	Yamaha TZ250 -	12	11:21.021	33.089	0.131	76.62	54.738	12
6	40	GP	6 Chris CAMPS	Yamaha TZ350 - New Heath Autos Ltd	12	11:24.025	36.093	3.004	76.28	55.398	5
7	36	GP	7 Al PIRIE	Yamaha TZ250 -	12	11:24.794	36.862	0.769	76.20	55.865	3
8	96	GPF	1 Scott SWARBRICK	Honda RS125GP - Staggered	12	11:29.194	41.262	4.400	75.71	55.018	11
9	76	GPF	2 Chris ROGERS	Honda RS 125 -	12	11:30.732	42.800	1.538	75.54	55.322	11
10	61	GPF	3 Oliver FOOKS	Aprilia RS250 -	12	11:37.256	49.324	6.524	74.84	56.653	11
11	42	GP	8 Peter THORNE	Harris Decorite - Aspire Classic Restorations	12	11:43.907	55.975	6.651	74.13	56.984	10
12	16	GPF	4 Daniel WALLING	Honda RS125 - JD Services	12	11:44.607	56.675	0.700	74.06	56.870	5
13	3	GP	9 Tom BARRETT	Honda RS250 -	11	10:48.624	1 Lap	1 Lap	73.74	57.065	10
14	18	GP	10 Peter BASILE	Yamaha Spondon TZ250B - PGB Motorcycles Ltd	11	10:56.080	1 Lap	7.456	72.90	57.548	10
15	88	GPF	5 Michael STANLEY	Yamaha TZR -	11	10:59.583	1 Lap	3.503	72.52	57.871	11
16	82	GPF	6 Mark TAYLOR	Yamaha TZ125 - Aspire Restorations	11	11:02.857	1 Lap	3.274	72.16	58.895	3
17	12	GP	11 John HIORNS	Yamaha TZ350G - Dick Hiorns	11	11:11.160	1 Lap	8.303	71.27	59.354	10
18	117	GPF	7 Paul HENSON	Yamaha TZR250 -	11	11:12.028	1 Lap	0.868	71.17	58.895	10
19	78	GPF	8 Virginia POWER	Kawasaki KR-1S 250 -	11	11:12.755	1 Lap	0.727	71.10	59.115	10
20	7	GP	12 Paul STREETS	Suzuki RG500 - Phil Lovett Engineering	11	11:27.781	1 Lap	15.026	69.54	1:00.573	4
21	83	GPF	9 Pete GIBSON	Aprilia RS250 -	11	11:28.846	1 Lap	1.065	69.44	1:00.213	10
22	85	GPF	10 Andrew WALE	MZ ETZ 250 - Illuminated Design Ltd	11	11:34.447	1 Lap	5.601	68.88	1:00.695	10
23	41	GPF	11 Paul BOWLING	Yamaha TZT - Ice Watch Ltd	11	11:35.476	1 Lap	1.029	68.77	1:01.059	2
24	11	GPF	12 Ian SLAUGHTER	MZ -	10	11:13.366	2 Laps	1 Lap	64.58	1:04.302	10
25	60	GPF	13 Ian READ	Suzuki GT380 - Riggs Engineering	10	11:14.127	2 Laps	0.761	64.50	1:05.837	10

NOT CLASSIFIED

DNF	21	GP	Harry TRUELOVE	Yamaha TZ250 -	10	9:59.264	2 Laps		72.56	57.497	10
DNF	95	GP	Matt TRUELOVE	Yamaha TZ250 -	7	6:18.610	5 Laps	3 Laps	80.39	52.209	6
DNF	52	GPF	Chris DOWLING	Honda RS125 -	7	6:50.318	5 Laps	31.708	74.18	56.806	2
DNF	125	GPF	Ben MILES	MZ - Gibson Exhaust	5	4:58.181	7 Laps	2 Laps	72.91	56.279	5
DNF	17	GP	Danny IMBERG	Yamaha TZ350 - Hertsmere Logistics	2	2:01.083	10 Laps	3 Laps	71.82	57.643	2
DNF	55*	GPF	Philip SHOEBRIDGE	Suzuki RGV250 -	1	1:18.598	11 Laps	1 Lap	55.32	1:18.598	1
DNF	9	GPF	Connor THOMSON	Aprilia RS125 - Mark Christie / P&H Motorcycles	0						
DNF	23	GPF	Sam LLEWELLYN	Honda RS125 - Anglian Fasteners	0						
DNF	15	GPF	Steve SMITH	Suzuki RGV250 - RGV-Workshop.co.uk	0						

FASTEST LAP

95	GP	Matt TRUELOVE	Yamaha TZ250 -	6	52.209	83.29 mph	134.04 kph
96	GPF	Scott SWARBRICK	Honda RS125GP - Staggered	11	55.018	79.03 mph	127.20 kph

* No 55 - Please fit a working transponder
 Class GP - 90% of Race Speed = 72.47 mph
 Class GPF - 90% of Race Speed = 68.13 mph

Brands Hatch Indy
 Circuit Length = 1.2079 miles
 Start: 15:44 Flag 15:54 End: 15:56

Weather / Track : Cloudy / Dry

These results are provisional until the conclusion of any judicial and technical matters.

Clerk Of Course :	Timekeeper :
-------------------	--------------

Results can be found at www.tsl-timing.com

Printed - 16:00 Saturday, 28 March 2015



BMCRC - MRO Championships 2015 - Rnd 1 @ Brands Hatch Indy

2-Stroke GP Series

RACE 10 - LAP CHART

76	39.606	55.322
61	43.781	56.653
42	51.483	57.370
16	52.389	57.263

LAP 12	@ 15:54:53.572
---------------	-----------------------

NO	BEHIND	LAP TIME
30		53.240
3	1 Lap	57.913
18	1 Lap	57.604
88	1 Lap	57.871
82	1 Lap	59.034
6	17.148	54.318
13	20.614	56.022
12	1 Lap	1:00.844
117	1 Lap	1:02.548
78	1 Lap	1:01.023
11	2 Laps	1:04.302
60	2 Laps	1:05.837
19	32.958	55.633
20	33.089	54.738
40	36.093	56.362
36	36.862	56.738
7	1 Lap	1:02.174
83	1 Lap	1:02.338
96	41.262	55.324
76	42.800	56.434
85	1 Lap	1:00.986
41	1 Lap	1:01.916
61	49.324	58.783
42	55.975	57.732
16	56.675	57.526

Weather / Track : Cloudy / Dry

Results can be found at www.tsl-timing.com

Page 2 of 2

Brands Hatch Indy
Circuit Length = 1.2079 miles
Start: 15:44 Flag 15:54 End: 15:56

Printed - 15:57 Saturday, 28 March 2015

BMCRC - MRO Championships 2015 - Rnd 1 @ Brands Hatch Indy

2-Stroke GP Series

RACE 10 - SECTOR ANALYSIS

SECTOR 1 = FL to I1, SECTOR 2 = I1 to I2, SECTOR 3 = I2 to FL, DIFF = Difference To Personal Best Lap

P1 30 GP Dean STIMPSON		Harris TZ350 - Fondseca/Veryard Racing				
IDEAL LAP TIME : 52.709		BEST LAP TIME : 52.786		DIFFERENCE : 0.077		
LAP	SECTOR 1	SECTOR 2	LAP TIME	MPH	DIFF	TIME OF DAY
1 -		21.477	59.496	73.08	6.710	15:45:05.136
2 -	32.168	21.218	53.386	81.45	0.600	15:45:58.522
3 -	32.021	21.200	53.221 (2)	81.70	0.435	15:46:51.743
4 -	32.148	21.095	53.243	81.67	0.457	15:47:44.986
5 -	31.892	21.533	53.425	81.39	0.639	15:48:38.411
6 -	31.614	21.172	52.786 (1)	82.38		15:49:31.197
7 -	32.947	21.331	54.278	80.11	1.492	15:50:25.475
8 -	32.613	21.447	54.060	80.44	1.274	15:51:19.535
9 -	32.418	21.124	53.542	81.21	0.756	15:52:13.077
10 -	32.297	21.640	53.937	80.62	1.151	15:53:07.014
11 -	32.092	21.226	53.318	81.55	0.532	15:54:00.332
12 -	31.906	21.334	53.240 (3)	81.67	0.454	15:54:53.572

P2 6 GP Matt BARBER		Yamaha TZ250 -				
IDEAL LAP TIME : 54.149		BEST LAP TIME : 54.215		DIFFERENCE : 0.066		
LAP	SECTOR 1	SECTOR 2	LAP TIME	MPH	DIFF	TIME OF DAY
1 -		22.259	1:02.323	69.77	8.108	15:45:07.963
2 -	33.552	21.932	55.484	78.37	1.269	15:46:03.447
3 -	33.279	21.905	55.184	78.80	0.969	15:46:58.631
4 -	33.202	21.725	54.927	79.17	0.712	15:47:53.558
5 -	33.018	21.812	54.830	79.31	0.615	15:48:48.388
6 -	33.161	22.057	55.218	78.75	1.003	15:49:43.606
7 -	32.923	21.496	54.419 (3)	79.90	0.204	15:50:38.025
8 -	32.915	21.774	54.689	79.51	0.474	15:51:32.714
9 -	33.131	21.783	54.914	79.18	0.699	15:52:27.628
10 -	33.002	21.557	54.559	79.70	0.344	15:53:22.187
11 -	32.714	21.501	54.215 (1)	80.21		15:54:16.402
12 -	32.883	21.435	54.318 (2)	80.05	0.103	15:55:10.720

P3 13 GP Paul FYSON		Yamaha TZ250 - Aspire Restorations				
IDEAL LAP TIME : 54.169		BEST LAP TIME : 54.308		DIFFERENCE : 0.139		
LAP	SECTOR 1	SECTOR 2	LAP TIME	MPH	DIFF	TIME OF DAY
1 -		22.342	1:01.868	70.28	7.560	15:45:07.508
2 -	34.245	22.079	56.324	77.20	2.016	15:46:03.832
3 -	33.467	21.928	55.395	78.50	1.087	15:46:59.227
4 -	33.479	21.548	55.027	79.02	0.719	15:47:54.254
5 -	32.954	21.659	54.613 (2)	79.62	0.305	15:48:48.867
6 -	32.973	22.556	55.529	78.31	1.221	15:49:44.396
7 -	33.157	21.650	54.807	79.34	0.499	15:50:39.203
8 -	33.323	21.840	55.163	78.83	0.855	15:51:34.366
9 -	32.621	21.687	54.308 (1)	80.07		15:52:28.674
10 -	32.913	21.750	54.663 (3)	79.55	0.355	15:53:23.337
11 -	32.939	21.888	54.827	79.31	0.519	15:54:18.164
12 -	33.959	22.063	56.022	77.62	1.714	15:55:14.186

P4 19 GP Chris KNIGHT		Yamaha TZ350G - Redline Motorcycles Loughborough				
IDEAL LAP TIME : 54.661		BEST LAP TIME : 54.960		DIFFERENCE : 0.299		
LAP	SECTOR 1	SECTOR 2	LAP TIME	MPH	DIFF	TIME OF DAY
1 -		23.834	1:06.410	65.48	11.450	15:45:12.050
2 -	34.823	22.531	57.354	75.82	2.394	15:46:09.404
3 -	34.031	22.363	56.394	77.11	1.434	15:47:05.798
4 -	34.088	22.044	56.132	77.47	1.172	15:48:01.930
5 -	33.912	22.247	56.159	77.43	1.199	15:48:58.089
6 -	33.738	22.215	55.953	77.71	0.993	15:49:54.042
7 -	33.944	21.829	55.773	77.96	0.813	15:50:49.815
8 -	33.336	21.729	55.065 (2)	78.97	0.105	15:51:44.880
9 -	33.859	21.986	55.845	77.86	0.885	15:52:40.725

Weather / Track : Cloudy / Dry

Brands Hatch Indy
Circuit Length = 1.2079 miles
Start: 15:44 Flag 15:54 End: 15:56

BMCRC - MRO Championships 2015 - Rnd 1 @ Brands Hatch Indy

2-Stroke GP Series

RACE 10 - SECTOR ANALYSIS

SECTOR 1 = FL to I1, SECTOR 2 = I1 to I2, SECTOR 3 = I2 to FL, DIFF = Difference To Personal Best Lap

10 -	32.940	22.020	54.960 (1)	79.12		15:53:35.685
11 -	33.187	22.025	55.212 (3)	78.76	0.252	15:54:30.897
12 -	33.912	21.721	55.633	78.16	0.673	15:55:26.530

P5 20 GP Gordon DORSET			Yamaha TZ250 -			
IDEAL LAP TIME : 54.670		BEST LAP TIME : 54.738		DIFFERENCE : 0.068		
LAP	SECTOR 1	SECTOR 2	LAP TIME	MPH	DIFF	TIME OF DAY
1 -		23.603	1:06.561	65.33	11.823	15:45:12.201
2 -	36.034	22.506	58.540	74.28	3.802	15:46:10.741
3 -	33.295	21.992	55.287	78.65	0.549	15:47:06.028
4 -	34.714	22.008	56.722	76.66	1.984	15:48:02.750
5 -	33.498	21.884	55.382	78.52	0.644	15:48:58.132
6 -	34.029	22.146	56.175	77.41	1.437	15:49:54.307
7 -	34.080	21.732	55.812	77.91	1.074	15:50:50.119
8 -	33.337	21.787	55.124 (3)	78.88	0.386	15:51:45.243
9 -	34.057	21.867	55.924	77.75	1.186	15:52:41.167
10 -	33.711	22.255	55.966	77.70	1.228	15:53:37.133
11 -	33.385	21.405	54.790 (2)	79.36	0.052	15:54:31.923
12 -	33.265	21.473	54.738 (1)	79.44		15:55:26.661

P6 40 GP Chris CAMPS			Yamaha TZ350 - New Heath Autos Ltd			
IDEAL LAP TIME : 55.282		BEST LAP TIME : 55.398		DIFFERENCE : 0.116		
LAP	SECTOR 1	SECTOR 2	LAP TIME	MPH	DIFF	TIME OF DAY
1 -		22.632	1:03.731	68.23	8.333	15:45:09.371
2 -	34.471	22.413	56.884	76.44	1.486	15:46:06.255
3 -	34.668	22.198	56.866	76.47	1.468	15:47:03.121
4 -	34.257	22.731	56.988	76.30	1.590	15:48:00.109
5 -	33.479	21.919	55.398 (1)	78.49		15:48:55.507
6 -	33.864	22.164	56.028 (3)	77.61	0.630	15:49:51.535
7 -	34.847	21.803	56.650	76.76	1.252	15:50:48.185
8 -	34.401	22.158	56.559	76.88	1.161	15:51:44.744
9 -	33.811	22.087	55.898 (2)	77.79	0.500	15:52:40.642
10 -	33.938	22.425	56.363	77.15	0.965	15:53:37.005
11 -	34.113	22.185	56.298	77.24	0.900	15:54:33.303
12 -	34.479	21.883	56.362	77.15	0.964	15:55:29.665

P7 36 GP AI PIRIE			Yamaha TZ250 -			
IDEAL LAP TIME : 55.022		BEST LAP TIME : 55.865		DIFFERENCE : 0.843		
LAP	SECTOR 1	SECTOR 2	LAP TIME	MPH	DIFF	TIME OF DAY
1 -		22.594	1:04.906	66.99	9.041	15:45:10.546
2 -	34.086	22.185	56.271	77.27	0.406	15:46:06.817
3 -	33.556	22.309	55.865 (1)	77.84		15:47:02.682
4 -	33.991	22.182	56.173	77.41	0.308	15:47:58.855
5 -	34.052	22.117	56.169	77.42	0.304	15:48:55.024
6 -	33.698	22.543	56.241	77.32	0.376	15:49:51.265
7 -	34.735	22.216	56.951	76.35	1.086	15:50:48.216
8 -	34.048	22.451	56.499	76.96	0.634	15:51:44.715
9 -	34.885	22.237	57.122	76.12	1.257	15:52:41.837
10 -	33.598	22.282	55.880 (2)	77.82	0.015	15:53:37.717
11 -	33.962	22.017	55.979 (3)	77.68	0.114	15:54:33.696
12 -	35.272	21.466	56.738	76.64	0.873	15:55:30.434

P8 96 GPF Scott SWARBRICK			Honda RS125GP - Staggered			
IDEAL LAP TIME : 55.018		BEST LAP TIME : 55.018		DIFFERENCE : 0.000		
LAP	SECTOR 1	SECTOR 2	LAP TIME	MPH	DIFF	TIME OF DAY
1 -		23.161	1:05.803	66.08	10.785	15:45:11.443
2 -	34.480	22.596	57.076	76.18	2.058	15:46:08.519
3 -	33.749	22.356	56.105	77.50	1.087	15:47:04.624
4 -	34.748	22.637	57.385	75.77	2.367	15:48:02.009
5 -	34.514	22.506	57.020	76.26	2.002	15:48:59.029

Weather / Track : Cloudy / Dry

Brands Hatch Indy
Circuit Length = 1.2079 miles
Start: 15:44 Flag 15:54 End: 15:56

BMCRC - MRO Championships 2015 - Rnd 1 @ Brands Hatch Indy

2-Stroke GP Series

RACE 10 - SECTOR ANALYSIS

SECTOR 1 = FL to I1, SECTOR 2 = I1 to I2, SECTOR 3 = I2 to FL, DIFF = Difference To Personal Best Lap

6 -	33.878	22.373	56.251	77.30	1.233	15:49:55.280
7 -	35.589	22.868	58.457	74.38	3.439	15:50:53.737
8 -	35.354	22.705	58.059	74.89	3.041	15:51:51.796
9 -	34.588	22.461	57.049	76.22	2.031	15:52:48.845
10 -	33.241	22.406	55.647 (3)	78.14	0.629	15:53:44.492
11 -	33.184	21.834	55.018 (1)	79.03		15:54:39.510
12 -	33.276	22.048	55.324 (2)	78.60	0.306	15:55:34.834

P9 76 GPF Chris ROGERS			Honda RS 125 -			
IDEAL LAP TIME : 55.295		BEST LAP TIME : 55.322		DIFFERENCE : 0.027		
LAP	SECTOR 1	SECTOR 2	LAP TIME	MPH	DIFF	TIME OF DAY
1 -		23.744	1:07.962	63.98	12.640	15:45:13.602
2 -	35.082	22.943	58.025	74.94	2.703	15:46:11.627
3 -	34.251	22.531	56.782	76.58	1.460	15:47:08.409
4 -	34.121	22.223	56.344	77.17	1.022	15:48:04.753
5 -	33.689	22.111	55.800 (2)	77.93	0.478	15:49:00.553
6 -	33.857	22.909	56.766	76.60	1.444	15:49:57.319
7 -	34.250	22.891	57.141	76.10	1.819	15:50:54.460
8 -	34.714	22.760	57.474	75.66	2.152	15:51:51.934
9 -	34.426	22.350	56.776	76.59	1.454	15:52:48.710
10 -	33.493	22.413	55.906 (3)	77.78	0.584	15:53:44.616
11 -	33.184	22.138	55.322 (1)	78.60		15:54:39.938
12 -	34.226	22.208	56.434	77.05	1.112	15:55:36.372

P10 61 GPF Oliver FOOKS			Aprilia RS250 -			
IDEAL LAP TIME : 56.196		BEST LAP TIME : 56.653		DIFFERENCE : 0.457		
LAP	SECTOR 1	SECTOR 2	LAP TIME	MPH	DIFF	TIME OF DAY
1 -		23.435	1:05.440	66.45	8.787	15:45:11.080
2 -	34.072	22.624	56.696 (2)	76.70	0.043	15:46:07.776
3 -	33.775	22.932	56.707 (3)	76.68	0.054	15:47:04.483
4 -	35.101	23.156	58.257	74.64	1.604	15:48:02.740
5 -	33.962	22.808	56.770	76.60	0.117	15:48:59.510
6 -	34.102	22.886	56.988	76.30	0.335	15:49:56.498
7 -	34.590	23.146	57.736	75.31	1.083	15:50:54.234
8 -	35.166	23.058	58.224	74.68	1.571	15:51:52.458
9 -	35.422	22.791	58.213	74.70	1.560	15:52:50.671
10 -	34.012	22.777	56.789	76.57	0.136	15:53:47.460
11 -	34.232	22.421	56.653 (1)	76.75		15:54:44.113
12 -	34.742	24.041	58.783	73.97	2.130	15:55:42.896

P11 42 GP Peter THORNE			Harris Decorite - Aspire Classic Restorations			
IDEAL LAP TIME : 56.904		BEST LAP TIME : 56.984		DIFFERENCE : 0.080		
LAP	SECTOR 1	SECTOR 2	LAP TIME	MPH	DIFF	TIME OF DAY
1 -		23.737	1:06.518	65.37	9.534	15:45:12.158
2 -	35.875	22.960	58.835	73.91	1.851	15:46:10.993
3 -	35.556	22.784	58.340	74.53	1.356	15:47:09.333
4 -	35.964	23.077	59.041	73.65	2.057	15:48:08.374
5 -	34.823	22.345	57.168 (2)	76.06	0.184	15:49:05.542
6 -	35.099	23.043	58.142	74.79	1.158	15:50:03.684
7 -	35.193	22.619	57.812	75.21	0.828	15:51:01.496
8 -	35.056	23.247	58.303	74.58	1.319	15:51:59.799
9 -	35.247	22.415	57.662	75.41	0.678	15:52:57.461
10 -	34.559	22.425	56.984 (1)	76.31		15:53:54.445
11 -	34.772	22.598	57.370 (3)	75.79	0.386	15:54:51.815
12 -	34.939	22.793	57.732	75.32	0.748	15:55:49.547

P12 16 GPF Daniel WALLING			Honda RS125 - JD Services			
IDEAL LAP TIME : 56.787		BEST LAP TIME : 56.870		DIFFERENCE : 0.083		
LAP	SECTOR 1	SECTOR 2	LAP TIME	MPH	DIFF	TIME OF DAY
1 -		23.474	1:07.490	64.43	10.620	15:45:13.130

Weather / Track : Cloudy / Dry

Brands Hatch Indy
Circuit Length = 1.2079 miles
Start: 15:44 Flag 15:54 End: 15:56

BMCRC - MRO Championships 2015 - Rnd 1 @ Brands Hatch Indy

2-Stroke GP Series

RACE 10 - SECTOR ANALYSIS

SECTOR 1 = FL to I1, SECTOR 2 = I1 to I2, SECTOR 3 = I2 to FL, DIFF = Difference To Personal Best Lap

2 -	35.782	22.985	58.767	73.99	1.897	15:46:11.897
3 -	35.005	22.921	57.926	75.07	1.056	15:47:09.823
4 -	35.380	22.920	58.300	74.59	1.430	15:48:08.123
5 -	34.358	22.512	56.870 (1)	76.46		15:49:04.993
6 -	34.679	23.343	58.022	74.94	1.152	15:50:03.015
7 -	35.433	22.902	58.335	74.54	1.465	15:51:01.350
8 -	35.179	23.463	58.642	74.15	1.772	15:51:59.992
9 -	36.086	22.461	58.547	74.27	1.677	15:52:58.539
10 -	34.490	22.429	56.919 (2)	76.39	0.049	15:53:55.458
11 -	34.456	22.807	57.263 (3)	75.94	0.393	15:54:52.721
12 -	34.845	22.681	57.526	75.59	0.656	15:55:50.247

P13 3 GP Tom BARRETT			Honda RS250 -			
IDEAL LAP TIME : 56.984		BEST LAP TIME : 57.065	DIFFERENCE : 0.081			
LAP	SECTOR 1	SECTOR 2	LAP TIME	MPH	DIFF	TIME OF DAY

1 -		23.688	1:08.208	63.75	11.143	15:45:13.848
2 -	35.771	22.579	58.350	74.52	1.285	15:46:12.198
3 -	35.087	23.032	58.119	74.82	1.054	15:47:10.317
4 -	35.313	22.808	58.121	74.81	1.056	15:48:08.438
5 -	35.326	22.174	57.500 (2)	75.62	0.435	15:49:05.938
6 -	35.297	22.905	58.202	74.71	1.137	15:50:04.140
7 -	35.431	22.758	58.189	74.73	1.124	15:51:02.329
8 -	35.749	23.244	58.993	73.71	1.928	15:52:01.322
9 -	35.457	22.507	57.964	75.02	0.899	15:52:59.286
10 -	34.810	22.255	57.065 (1)	76.20		15:53:56.351
11 -	35.161	22.752	57.913 (3)	75.08	0.848	15:54:54.264

P14 18 GP Peter BASILE			Yamaha Spondon TZ250B - PGB Motorcycles Ltd			
IDEAL LAP TIME : 57.540		BEST LAP TIME : 57.548	DIFFERENCE : 0.008			
LAP	SECTOR 1	SECTOR 2	LAP TIME	MPH	DIFF	TIME OF DAY

1 -		23.914	1:09.673	62.41	12.125	15:45:15.313
2 -	36.499	24.041	1:00.540	71.83	2.992	15:46:15.853
3 -	36.562	23.104	59.666	72.88	2.118	15:47:15.519
4 -	35.663	22.951	58.614	74.19	1.066	15:48:14.133
5 -	35.230	22.824	58.054	74.90	0.506	15:49:12.187
6 -	36.369	23.053	59.422	73.18	1.874	15:50:11.609
7 -	36.084	22.588	58.672	74.11	1.124	15:51:10.281
8 -	35.551	22.738	58.289	74.60	0.741	15:52:08.570
9 -	35.040	22.958	57.998 (3)	74.97	0.450	15:53:06.568
10 -	35.007	22.541	57.548 (1)	75.56		15:54:04.116
11 -	34.999	22.605	57.604 (2)	75.49	0.056	15:55:01.720

P15 88 GPF Michael STANLEY			Yamaha TZR -			
IDEAL LAP TIME : 57.694		BEST LAP TIME : 57.871	DIFFERENCE : 0.177			
LAP	SECTOR 1	SECTOR 2	LAP TIME	MPH	DIFF	TIME OF DAY

1 -		24.112	1:09.819	62.28	11.948	15:45:15.459
2 -	35.912	23.772	59.684	72.86	1.813	15:46:15.143
3 -	35.494	23.850	59.344	73.27	1.473	15:47:14.487
4 -	36.046	23.689	59.735	72.79	1.864	15:48:14.222
5 -	36.010	23.350	59.360	73.25	1.489	15:49:13.582
6 -	35.620	23.578	59.198	73.45	1.327	15:50:12.780
7 -	35.395	23.588	58.983	73.72	1.112	15:51:11.763
8 -	35.345	23.280	58.625 (3)	74.17	0.754	15:52:10.388
9 -	34.889	23.140	58.029 (2)	74.93	0.158	15:53:08.417
10 -	35.649	23.286	58.935	73.78	1.064	15:54:07.352
11 -	34.554	23.317	57.871 (1)	75.14		15:55:05.223

P16 82 GPF Mark TAYLOR			Yamaha TZ125 - Aspire Restorations			
IDEAL LAP TIME : 58.626		BEST LAP TIME : 58.895	DIFFERENCE : 0.269			
LAP	SECTOR 1	SECTOR 2	LAP TIME	MPH	DIFF	TIME OF DAY

Brands Hatch Indy
Circuit Length = 1.2079 miles
Start: 15:44 Flag 15:54 End: 15:56

Weather / Track : Cloudy / Dry

BMCRC - MRO Championships 2015 - Rnd 1 @ Brands Hatch Indy

2-Stroke GP Series

RACE 10 - SECTOR ANALYSIS

SECTOR 1 = FL to I1, SECTOR 2 = I1 to I2, SECTOR 3 = I2 to FL, DIFF = Difference To Personal Best Lap

1 -		24.008	1:08.612	63.37	9.717	15:45:14.252
2 -	36.197	23.424	59.621	72.93	0.726	15:46:13.873
3 -	35.572	23.323	58.895 (1)	73.83		15:47:12.768
4 -	35.449	23.746	59.195	73.46	0.300	15:48:11.963
5 -	35.879	23.843	59.722	72.81	0.827	15:49:11.685
6 -	35.919	23.885	59.804	72.71	0.909	15:50:11.489
7 -	35.546	23.780	59.326	73.30	0.431	15:51:10.815
8 -	35.960	23.408	59.368	73.24	0.473	15:52:10.183
9 -	35.648	23.496	59.144 (3)	73.52	0.249	15:53:09.327
10 -	36.376	23.760	1:00.136	72.31	1.241	15:54:09.463
11 -	35.303	23.731	59.034 (2)	73.66	0.139	15:55:08.497

P17 12 GP John HIORNS			Yamaha TZ350G - Dick Hiorns			
IDEAL LAP TIME : 59.329		BEST LAP TIME : 59.354	DIFFERENCE : 0.025			
LAP	SECTOR 1	SECTOR 2	LAP TIME	MPH	DIFF	TIME OF DAY
1 -		24.203	1:10.719	61.49	11.365	15:45:16.359
2 -	36.416	23.936	1:00.352	72.05	0.998	15:46:16.711
3 -	36.217	23.389	59.606	72.95	0.252	15:47:16.317
4 -	36.209	23.366	59.575 (3)	72.99	0.221	15:48:15.892
5 -	36.402	23.150	59.552 (2)	73.02	0.198	15:49:15.444
6 -	36.512	23.386	59.898	72.60	0.544	15:50:15.342
7 -	36.584	23.722	1:00.306	72.10	0.952	15:51:15.648
8 -	36.987	23.454	1:00.441	71.94	1.087	15:52:16.089
9 -	36.882	23.631	1:00.513	71.86	1.159	15:53:16.602
10 -	36.179	23.175	59.354 (1)	73.26		15:54:15.956
11 -	37.044	23.800	1:00.844	71.47	1.490	15:55:16.800

P18 117 GPF Paul HENSON			Yamaha TZR250 -			
IDEAL LAP TIME : 58.476		BEST LAP TIME : 58.895	DIFFERENCE : 0.419			
LAP	SECTOR 1	SECTOR 2	LAP TIME	MPH	DIFF	TIME OF DAY
1 -		24.765	1:10.774	61.44	11.879	15:45:16.414
2 -	36.171	23.860	1:00.031	72.43	1.136	15:46:16.445
3 -	36.653	23.988	1:00.641	71.71	1.746	15:47:17.086
4 -	36.146	23.309	59.455 (3)	73.14	0.560	15:48:16.541
5 -	36.555	23.589	1:00.144	72.30	1.249	15:49:16.685
6 -	36.484	23.917	1:00.401	71.99	1.506	15:50:17.086
7 -	35.790	23.546	59.336 (2)	73.28	0.441	15:51:16.422
8 -	36.953	23.219	1:00.172	72.26	1.277	15:52:16.594
9 -	35.956	23.675	59.631	72.92	0.736	15:53:16.225
10 -	35.257	23.638	58.895 (1)	73.83		15:54:15.120
11 -	38.337	24.211	1:02.548	69.52	3.653	15:55:17.668

P19 78 GPF Virginia POWER			Kawasaki KR-1S 250 -			
IDEAL LAP TIME : 59.115		BEST LAP TIME : 59.115	DIFFERENCE : 0.000			
LAP	SECTOR 1	SECTOR 2	LAP TIME	MPH	DIFF	TIME OF DAY
1 -		25.105	1:11.641	60.69	12.526	15:45:17.281
2 -	36.400	23.842	1:00.242	72.18	1.127	15:46:17.523
3 -	36.140	23.787	59.927	72.56	0.812	15:47:17.450
4 -	36.397	24.153	1:00.550	71.81	1.435	15:48:18.000
5 -	35.921	23.564	59.485 (3)	73.10	0.370	15:49:17.485
6 -	36.667	23.554	1:00.221	72.21	1.106	15:50:17.706
7 -	36.174	24.044	1:00.218	72.21	1.103	15:51:17.924
8 -	37.184	23.908	1:01.092	71.18	1.977	15:52:19.016
9 -	35.671	23.570	59.241 (2)	73.40	0.126	15:53:18.257
10 -	35.577	23.538	59.115 (1)	73.56		15:54:17.372
11 -	37.087	23.936	1:01.023	71.26	1.908	15:55:18.395

P20 7 GP Paul STREETS			Suzuki RG500 - Phil Lovett Engineering			
IDEAL LAP TIME : 1:00.166		BEST LAP TIME : 1:00.573	DIFFERENCE : 0.407			
LAP	SECTOR 1	SECTOR 2	LAP TIME	MPH	DIFF	TIME OF DAY

Weather / Track : Cloudy / Dry

Brands Hatch Indy
Circuit Length = 1.2079 miles
Start: 15:44 Flag 15:54 End: 15:56

BMCRC - MRO Championships 2015 - Rnd 1 @ Brands Hatch Indy

2-Stroke GP Series

RACE 10 - SECTOR ANALYSIS

SECTOR 1 = FL to I1, SECTOR 2 = I1 to I2, SECTOR 3 = I2 to FL, DIFF = Difference To Personal Best Lap

1 -		25.449		1:14.873	58.07	14.300	15:45:20.513
2 -	37.659	24.225		1:01.884	70.27	1.311	15:46:22.397
3 -	36.757	24.089		1:00.846	71.46	0.273	15:47:23.243
4 -	37.042	23.531		1:00.573 (1)	71.79		15:48:23.816
5 -	37.150	23.883		1:01.033	71.25	0.460	15:49:24.849
6 -	36.880	23.898		1:00.778 (3)	71.54	0.205	15:50:25.627
7 -	37.212	23.971		1:01.183	71.07	0.610	15:51:26.810
8 -	36.635	24.023		1:00.658 (2)	71.69	0.085	15:52:27.468
9 -	37.457	24.675		1:02.132	69.98	1.559	15:53:29.600
10 -	37.733	23.914		1:01.647	70.54	1.074	15:54:31.247
11 -	38.471	23.703		1:02.174	69.94	1.601	15:55:33.421

P21 83 GPF Pete GIBSON			Aprilia RS250 -			
IDEAL LAP TIME : 1:00.130		BEST LAP TIME : 1:00.213		DIFFERENCE : 0.083		
LAP	SECTOR 1	SECTOR 2	LAP TIME	MPH	DIFF	TIME OF DAY
1 -		25.719	1:16.058	57.17	15.845	15:45:21.698
2 -	37.633	24.187	1:01.820	70.34	1.607	15:46:23.518
3 -	36.965	24.193	1:01.158	71.10	0.945	15:47:24.676
4 -	37.357	23.953	1:01.310	70.92	1.097	15:48:25.986
5 -	37.216	24.199	1:01.415	70.80	1.202	15:49:27.401
6 -	37.488	24.165	1:01.653	70.53	1.440	15:50:29.054
7 -	37.164	23.978	1:01.142	71.12	0.929	15:51:30.196
8 -	36.795	23.901	1:00.696 (2)	71.64	0.483	15:52:30.892
9 -	37.059	23.984	1:01.043 (3)	71.23	0.830	15:53:31.935
10 -	36.229	23.984	1:00.213 (1)	72.22		15:54:32.148
11 -	37.846	24.492	1:02.338	69.75	2.125	15:55:34.486

P22 85 GPF Andrew WALES			MZ ETZ 250 - Illuminated Design Ltd			
IDEAL LAP TIME : 1:00.638		BEST LAP TIME : 1:00.695		DIFFERENCE : 0.057		
LAP	SECTOR 1	SECTOR 2	LAP TIME	MPH	DIFF	TIME OF DAY
1 -		25.698	1:16.703	56.69	16.008	15:45:22.343
2 -	37.945	24.346	1:02.291	69.81	1.596	15:46:24.634
3 -	37.026	24.146	1:01.172 (3)	71.08	0.477	15:47:25.806
4 -	37.152	24.341	1:01.493	70.71	0.798	15:48:27.299
5 -	36.849	24.595	1:01.444	70.77	0.749	15:49:28.743
6 -	37.583	24.512	1:02.095	70.03	1.400	15:50:30.838
7 -	37.204	24.690	1:01.894	70.25	1.199	15:51:32.732
8 -	38.702	24.616	1:03.318	68.67	2.623	15:52:36.050
9 -	37.994	24.362	1:02.356	69.73	1.661	15:53:38.406
10 -	36.492	24.203	1:00.695 (1)	71.64		15:54:39.101
11 -	36.694	24.292	1:00.986 (2)	71.30	0.291	15:55:40.087

P23 41 GPF Paul BOWLING			Yamaha TZR - Ice Watch Ltd			
IDEAL LAP TIME : 1:00.827		BEST LAP TIME : 1:01.059		DIFFERENCE : 0.232		
LAP	SECTOR 1	SECTOR 2	LAP TIME	MPH	DIFF	TIME OF DAY
1 -		24.376	1:13.016	59.55	11.957	15:45:18.656
2 -	37.059	24.000	1:01.059 (1)	71.21		15:46:19.715
3 -	37.164	24.474	1:01.638 (3)	70.55	0.579	15:47:21.353
4 -	37.550	24.392	1:01.942	70.20	0.883	15:48:23.295
5 -	37.420	24.194	1:01.614 (2)	70.57	0.555	15:49:24.909
6 -	38.982	24.418	1:03.400	68.58	2.341	15:50:28.309
7 -	38.610	25.651	1:04.261	67.67	3.202	15:51:32.570
8 -	38.075	24.388	1:02.463	69.61	1.404	15:52:35.033
9 -	37.915	24.444	1:02.359	69.73	1.300	15:53:37.392
10 -	38.040	23.768	1:01.808	70.35	0.749	15:54:39.200
11 -	37.902	24.014	1:01.916	70.23	0.857	15:55:41.116

P24 11 GPF Ian SLAUGHTER			MZ -			
IDEAL LAP TIME : 1:04.302		BEST LAP TIME : 1:04.302		DIFFERENCE : 0.000		
LAP	SECTOR 1	SECTOR 2	LAP TIME	MPH	DIFF	TIME OF DAY

Weather / Track : Cloudy / Dry

Brands Hatch Indy
Circuit Length = 1.2079 miles
Start: 15:44 Flag 15:54 End: 15:56

BMCRC - MRO Championships 2015 - Rnd 1 @ Brands Hatch Indy

2-Stroke GP Series

RACE 10 - SECTOR ANALYSIS

SECTOR 1 = FL to I1, SECTOR 2 = I1 to I2, SECTOR 3 = I2 to FL, DIFF = Difference To Personal Best Lap

1 -		26.793	1:18.584	55.33	14.282	15:45:24.224
2 -	39.118	26.586	1:05.704	66.18	1.402	15:46:29.928
3 -	39.711	26.812	1:06.523	65.36	2.221	15:47:36.451
4 -	39.224	26.678	1:05.902	65.98	1.600	15:48:42.353
5 -	40.725	27.486	1:08.211	63.75	3.909	15:49:50.564
6 -	39.479	26.116	1:05.595 (3)	66.29	1.293	15:50:56.159
7 -	40.366	26.816	1:07.182	64.72	2.880	15:52:03.341
8 -	38.843	26.268	1:05.111 (2)	66.78	0.809	15:53:08.452
9 -	39.261	26.991	1:06.252	65.63	1.950	15:54:14.704
10 -	38.275	26.027	1:04.302 (1)	67.62		15:55:19.006

P25 60 GPF Ian READ			Suzuki GT380 - Riggs Engineering			
IDEAL LAP TIME : 1:05.794		BEST LAP TIME : 1:05.837		DIFFERENCE : 0.043		
LAP	SECTOR 1	SECTOR 2	LAP TIME	MPH	DIFF	TIME OF DAY
1 -		26.493	1:17.641	56.00	11.804	15:45:23.281
2 -	39.632	26.307	1:05.939 (2)	65.94	0.102	15:46:29.220
3 -	39.625	26.634	1:06.259	65.63	0.422	15:47:35.479
4 -	39.852	26.467	1:06.319	65.57	0.482	15:48:41.798
5 -	39.487	26.775	1:06.262	65.62	0.425	15:49:48.060
6 -	40.374	26.766	1:07.140	64.76	1.303	15:50:55.200
7 -	39.675	26.334	1:06.009 (3)	65.87	0.172	15:52:01.209
8 -	40.002	26.527	1:06.529	65.36	0.692	15:53:07.738
9 -	39.726	26.466	1:06.192	65.69	0.355	15:54:13.930
10 -	39.513	26.324	1:05.837 (1)	66.05		15:55:19.767

P26 21 GP Harry TRUELOVE			Yamaha TZ250 -			
IDEAL LAP TIME : 57.497		BEST LAP TIME : 57.497		DIFFERENCE : 0.000		
LAP	SECTOR 1	SECTOR 2	LAP TIME	MPH	DIFF	TIME OF DAY
1 -		24.064	1:10.187	61.95	12.690	15:45:15.827
2 -	36.191	23.696	59.887	72.61	2.390	15:46:15.714
3 -	35.746	23.105	58.851	73.89	1.354	15:47:14.565
4 -	35.634	23.148	58.782	73.97	1.285	15:48:13.347
5 -	34.928	23.074	58.002 (2)	74.97	0.505	15:49:11.349
6 -	36.031	23.571	59.602	72.96	2.105	15:50:10.951
7 -	35.618	23.252	58.870	73.86	1.373	15:51:09.821
8 -	36.248	23.189	59.437	73.16	1.940	15:52:09.258
9 -	35.170	22.979	58.149 (3)	74.78	0.652	15:53:07.407
10 -	34.818	22.679	57.497 (1)	75.63		15:54:04.904

P27 95 GP Matt TRUELOVE			Yamaha TZ250 -			
IDEAL LAP TIME : 52.202		BEST LAP TIME : 52.209		DIFFERENCE : 0.007		
LAP	SECTOR 1	SECTOR 2	LAP TIME	MPH	DIFF	TIME OF DAY
1 -		21.420	1:00.025	72.44	7.816	15:45:05.665
2 -	31.905	21.139	53.044	81.98	0.835	15:45:58.709
3 -	32.008	21.058	53.066	81.94	0.857	15:46:51.775
4 -	31.932	20.725	52.657 (2)	82.58	0.448	15:47:44.432
5 -	31.676	21.292	52.968 (3)	82.09	0.759	15:48:37.400
6 -	31.477	20.732	52.209 (1)	83.29		15:49:29.609
7 -	33.522	21.119	54.641	79.58	2.432	15:50:24.250

P28 52 GPF Chris DOWLING			Honda RS125 -			
IDEAL LAP TIME : 56.525		BEST LAP TIME : 56.806		DIFFERENCE : 0.281		
LAP	SECTOR 1	SECTOR 2	LAP TIME	MPH	DIFF	TIME OF DAY
1 -		23.896	1:06.590	65.30	9.784	15:45:12.230
2 -	34.415	22.391	56.806 (1)	76.55		15:46:09.036
3 -	34.134	22.742	56.876 (2)	76.45	0.070	15:47:05.912
4 -	34.701	22.913	57.614	75.47	0.808	15:48:03.526
5 -	34.168	22.788	56.956 (3)	76.35	0.150	15:49:00.482
6 -	34.503	23.419	57.922	75.07	1.116	15:49:58.404
7 -	34.675	22.879	57.554	75.55	0.748	15:50:55.958

Weather / Track : Cloudy / Dry

Brands Hatch Indy
Circuit Length = 1.2079 miles
Start: 15:44 Flag 15:54 End: 15:56

BMCRC - MRO Championships 2015 - Rnd 1 @ Brands Hatch Indy

2-Stroke GP Series

RACE 10 - SECTOR ANALYSIS

SECTOR 1 = FL to I1, SECTOR 2 = I1 to I2, SECTOR 3 = I2 to FL, DIFF = Difference To Personal Best Lap

P29 125 GPF Ben MILES		MZ - Gibson Exhaust				
IDEAL LAP TIME : 56.279		BEST LAP TIME : 56.279		DIFFERENCE : 0.000		
LAP	SECTOR 1	SECTOR 2	LAP TIME	MPH	DIFF	TIME OF DAY
1 -		23.318	1:08.853	63.15	12.574	15:45:14.493
2 -	35.861	22.763	58.624	74.17	2.345	15:46:13.117
3 -	34.694	22.460	57.154 (2)	76.08	0.875	15:47:10.271
4 -	34.828	22.443	57.271 (3)	75.93	0.992	15:48:07.542
5 -	34.034	22.245	56.279 (1)	77.26		15:49:03.821

P30 17 GP Danny IMBERG		Yamaha TZ350 - Hertsmere Logistics				
IDEAL LAP TIME : 57.305		BEST LAP TIME : 57.643		DIFFERENCE : 0.338		
LAP	SECTOR 1	SECTOR 2	LAP TIME	MPH	DIFF	TIME OF DAY
1 -		23.351	1:03.440 (2)	68.54	5.797	15:45:09.080
2 -	33.954	23.689	57.643 (1)	75.44		15:46:06.723

P31 55 GPF Philip SHOEBRIDGE		Suzuki RGV250 -				
IDEAL LAP TIME :		BEST LAP TIME : 1:18.598		DIFFERENCE :		
LAP	SECTOR 1	SECTOR 2	LAP TIME	MPH	DIFF	TIME OF DAY
1 -			1:18.598 (1)	55.32		15:45:24.238

BMCRC - MRO Championships 2015 - Rnd 1 @ Brands Hatch Indy

2-Stroke GP Series

RACE 10 - BEST SECTORS

SECTOR 1			SECTOR 2			IDEAL / BEST COMPARISON						
POS	NO	NAME	TIME	NO	NAME	TIME	POS	NO	NAME	IDEAL	BEST	DIFF
									PERFECT LAP	52.202		
1	95	TRUELOVE	31.477	95	TRUELOVE	20.725	1	95	TRUELOVE	52.202	52.209	0.007
2	30	STIMPSON	31.614	30	STIMPSON	21.095	2	30	STIMPSON	52.709	52.786	0.077
3	13	FYSON	32.621	20	DORSET	21.405	3	6	BARBER	54.149	54.215	0.066
4	6	BARBER	32.714	6	BARBER	21.435	4	13	FYSON	54.169	54.308	0.139
5	19	KNIGHT	32.940	36	PIRIE	21.466	5	19	KNIGHT	54.661	54.960	0.299
6	96	SWARBRICK	33.184	13	FYSON	21.548	6	20	DORSET	54.670	54.738	0.068
7	76	ROGERS	33.184	19	KNIGHT	21.721	7	96	SWARBRICK	55.018	55.018	0.000
8	20	DORSET	33.265	40	CAMPS	21.803	8	36	PIRIE	55.022	55.865	0.843
9	40	CAMPS	33.479	96	SWARBRICK	21.834	9	40	CAMPS	55.282	55.398	0.116
10	36	PIRIE	33.556	76	ROGERS	22.111	10	76	ROGERS	55.295	55.322	0.027
11	61	FOOKS	33.775	3	BARRETT	22.174	11	61	FOOKS	56.196	56.653	0.457
12	17	IMBERG	33.954	125	MILES	22.245	12	125	MILES	56.279	56.279	0.000
13	125	MILES	34.034	42	THORNE	22.345	13	52	DOWLING	56.525	56.806	0.281
14	52	DOWLING	34.134	52	DOWLING	22.391	14	16	WALLING	56.787	56.870	0.083
15	16	WALLING	34.358	61	FOOKS	22.421	15	42	THORNE	56.904	56.984	0.080
16	88	STANLEY	34.554	16	WALLING	22.429	16	3	BARRETT	56.984	57.065	0.081
17	42	THORNE	34.559	18	BASILE	22.541	17	17	IMBERG	57.305	57.643	0.338
18	3	BARRETT	34.810	21	TRUELOVE	22.679	18	21	TRUELOVE	57.497	57.497	0.000
19	21	TRUELOVE	34.818	88	STANLEY	23.140	19	18	BASILE	57.540	57.548	0.008
20	18	BASILE	34.999	12	HIORNS	23.150	20	88	STANLEY	57.694	57.871	0.177
21	117	HENSON	35.257	117	HENSON	23.219	21	117	HENSON	58.476	58.895	0.419
22	82	TAYLOR	35.303	82	TAYLOR	23.323	22	82	TAYLOR	58.626	58.895	0.269
23	78	POWER	35.577	17	IMBERG	23.351	23	78	POWER	59.115	59.115	0.000
24	12	HIORNS	36.179	7	STREETS	23.531	24	12	HIORNS	59.329	59.354	0.025
25	83	GIBSON	36.229	78	POWER	23.538	25	83	GIBSON	1:00.130	1:00.213	0.083
26	85	WALES	36.492	41	BOWLING	23.768	26	7	STREETS	1:00.166	1:00.573	0.407
27	7	STREETS	36.635	83	GIBSON	23.901	27	85	WALES	1:00.638	1:00.695	0.057
28	41	BOWLING	37.059	85	WALES	24.146	28	41	BOWLING	1:00.827	1:01.059	0.232
29	11	SLAUGHTER	38.275	11	SLAUGHTER	26.027	29	11	SLAUGHTER	1:04.302	1:04.302	0.000
30	60	READ	39.487	60	READ	26.307	30	60	READ	1:05.794	1:05.837	0.043
31							31	55	SHOEBRIDGE		1:18.598	
32												
33												
34												

Weather / Track : Cloudy / Dry

Results can be found at www.tsl-timing.com

Brands Hatch Indy
 Circuit Length = 1.2079 miles
 Start: 15:44 Flag 15:54 End: 15:56

Printed - 15:58 Saturday, 28 March 2015

BMCRC - MRO Championships 2015 - Rnd 1 @ Brands Hatch Indy

2-Stroke GP Series

RACE 20 - GRID



ROW 12	35	5	Harry KAY	34	15	Steve SMITH			
ROW 11	33	23	Sam LLEWELLYN	32	9	Connor THOMSON	31	55	Philip SHOEBRIDGE
ROW 10	30	17	Danny IMBERG	29	125	Ben MILES	28	52	Chris DOWLING
ROW 9	27	95	Matt TRUELOVE	26	21	Harry TRUELOVE	25	60	Ian READ
ROW 8	24	11	Ian SLAUGHTER	23	41	Paul BOWLING	22	85	Andrew WALES
ROW 7	21	83	Pete GIBSON	20	7	Paul STREETS	19	78	Virginia POWER
ROW 6	18	117	Paul HENSON	17	12	John HIORNS	16	82	Mark TAYLOR
ROW 5	15	88	Michael STANLEY	14	18	Peter BASILE	13	3	Tom BARRETT
ROW 4	12	16	Daniel WALLING	11	42	Peter THORNE	10	61	Oliver FOOKS
ROW 3	9	76	Chris ROGERS	8	96	Scott SWARBRICK	7	36	Al PIRIE
ROW 2	6	40	Chris CAMPS	5	20	Gordon DORSET	4	19	Chris KNIGHT
ROW 1	3	13	Paul FYSON	2	6	Matt BARBER	1	30	Dean STIMPSON
Pole									

Brands Hatch Indy
Circuit Length = 1.2079 miles

These results are provisional until the conclusion of any judicial and technical matters.

Clerk Of Course :		Timekeeper :
-------------------	--	--------------

Results can be found at www.tsl-timing.com

Printed - 15:59 Saturday, 28 March 2015



BMCRC - MRO Championships 2015 - Rnd 1 @ Brands Hatch Indy

2-Stroke GP Series

RACE 20 - CLASSIFICATION



POS	NO	CL	PIC NAME	ENTRY	LAPS	TIME	GAP	DIFF	MPH	BEST	ON
1	95	GP	1 Matt TRUELOVE	Yamaha TZ250 -	8	8:05.976			71.58	58.454	7
2	17	GP	2 Danny IMBERG	Yamaha TZ350 - Hertsme Logistics	8	8:08.533	2.557	2.557	71.21	59.043	3
3	13	GP	3 Paul FYSON	Yamaha TZ250 - Aspire Restorations	8	8:12.671	6.695	4.138	70.61	1:00.306	7
4	20	GP	4 Gordon DORSET	Yamaha TZ250 -	8	8:25.532	19.556	12.861	68.81	1:01.395	8
5	6	GP	5 Matt BARBER	Yamaha TZ250 -	8	8:26.524	20.548	0.992	68.68	1:01.752	3
6	96	GPF	1 Scott SWARBRICK	Honda RS125GP - Staggered	8	8:26.773	20.797	0.249	68.64	1:01.667	4
7	16	GPF	2 Daniel WALLING	Honda RS125 - JD Services	8	8:44.833	38.857	18.060	66.28	1:04.125	3
8	125	GPF	3 Ben MILES	MZ - Gibson Exhaust	8	8:45.266	39.290	0.433	66.23	1:02.811	7
9	23	GPF	4 Sam LLEWELLYN	Honda RS125 - Anglian Fasteners	8	8:45.333	39.357	0.067	66.22	1:03.280	7
10	76	GPF	5 Chris ROGERS	Honda RS 125 -	8	8:46.321	40.345	0.988	66.09	1:02.996	7
11	12	GP	6 John HIORNS	Yamaha TZ350G - Dick Hiorns	8	8:58.447	52.471	12.126	64.60	1:05.033	2
12	83	GPF	6 Pete GIBSON	Aprilia RS250 -	8	8:58.551	52.575	0.104	64.59	1:04.742	8
13	85	GPF	7 Andrew WALES	MZ ETZ 250 - Illuminated Design Ltd	7	8:04.943	1 Lap	1 Lap	62.77	1:06.912	7
14	30	GP	7 Dean STIMPSON	Harris TZ350 - Fondseca/Veryard Racing	7	8:07.728	1 Lap	2.785	62.41	1:07.852	7
15	88	GPF	8 Michael STANLEY	Yamaha TZR -	7	8:09.646	1 Lap	1.918	62.16	1:07.822	7
16	9	GPF	9 Connor THOMSON	Aprilia RS125 - Mark Christie / P&H Motorcycles	7	8:10.609	1 Lap	0.963	62.04	1:07.280	3
17	11	GPF	10 Ian SLAUGHTER	MZ -	7	8:30.149	1 Lap	19.540	59.66	1:10.324	6
18	78	GPF	11 Virginia POWER	Kawasaki KR-1S 250 -	7	8:40.494	1 Lap	10.345	58.48	1:11.130	3
19	7	GP	8 Paul STREETS	Suzuki RG500 - Phil Lovett Engineering	7	8:50.516	1 Lap	10.022	57.37	1:13.064	6
20	41	GPF	12 Paul BOWLING	Yamaha TZR - Ice Watch Ltd	7	8:50.757	1 Lap	0.241	57.35	1:12.531	6
21	18	GP	9 Peter BASILE	Yamaha Spondon TZ250B - PGB Motorcycles Ltd	7	9:09.789	1 Lap	19.032	55.36	1:14.411	6

NOT CLASSIFIED

DNF	3	GP	Tom BARRETT	Honda RS250 -	0
-----	---	----	-------------	---------------	---

FASTEST LAP

95	GP	Matt TRUELOVE	Yamaha TZ250 -	7	58.454	74.39 mph	119.72 kph
96	GPF	Scott SWARBRICK	Honda RS125GP - Staggered	4	1:01.667	70.51 mph	113.48 kph

Class GP - 90% of Race Speed = 64.42 mph

Class GPF - 90% of Race Speed = 61.77 mph

Brands Hatch Indy

Circuit Length = 1.2079 miles

Start: 10:51 Flag 10:59 End: 11:01

Weather / Track : Cloudy / Wet

These results are provisional until the conclusion of any judicial and technical matters.

Clerk Of Course :	Timekeeper :
-------------------	--------------

Results can be found at www.tsl-timing.com

Printed - 11:01 Sunday, 29 March 2015



BMCRC - MRO Championships 2015 - Rnd 1 @ Brands Hatch Indy

2-Stroke GP Series

RACE 20 - LAP CHART

LAP 1 @ 10:52:40.771

NO	BEHIND	LAP TIME
95		1:07.332
13	0.027	1:07.359
96	1.319	1:08.651
6	1.488	1:08.820
20	2.023	1:09.355
17	2.599	1:09.931
16	4.056	1:11.388
76	7.079	1:14.411
12	7.310	1:14.642
30	7.419	1:14.751
125	9.154	1:16.486
23	9.527	1:16.859
88	9.677	1:17.009
83	10.444	1:17.776
85	10.592	1:17.924
9	13.023	1:20.355
11	15.443	1:22.775
41	16.580	1:23.912
78	17.083	1:24.415
7	19.319	1:26.651
18	30.870	1:38.202

LAP 2 @ 10:53:41.183

NO	BEHIND	LAP TIME
95		1:00.412
13	0.698	1:01.083
17	2.852	1:00.665
6	3.188	1:02.112
20	4.265	1:02.654
96	5.191	1:04.284
16	8.494	1:04.850
12	11.931	1:05.033
76	12.806	1:06.139
23	13.579	1:04.464
125	13.827	1:05.085
30	16.940	1:09.933
83	17.336	1:07.304
88	18.215	1:08.950
85	18.837	1:08.657
9	21.637	1:09.026
11	26.743	1:11.712
78	28.691	1:12.020
41	30.575	1:14.407
7	33.525	1:14.618
18	47.307	1:16.849

LAP 3 @ 10:54:41.153

NO	BEHIND	LAP TIME
95		59.970
13	1.810	1:01.082
17	1.925	59.043
6	4.970	1:01.752
20	5.900	1:01.605
96	8.054	1:02.833
16	12.649	1:04.125
12	17.983	1:06.022
23	18.302	1:04.693
76	18.720	1:05.884
125	18.768	1:04.911
83	23.825	1:06.459
30	26.958	1:09.988

Weather / Track : Cloudy / Wet

Results can be found at www.tsl-timing.com

85	28.208	1:09.341
88	28.270	1:10.025
9	28.947	1:07.280
11	38.634	1:11.861
78	39.851	1:11.130
41	46.055	1:15.450
7	47.563	1:14.008

LAP 4 @ 10:55:41.729

NO	BEHIND	LAP TIME
95		1:00.576
17	0.861	59.512
13	1.802	1:00.568
18	1 Lap	1:15.195
6	6.460	1:02.066
20	6.860	1:01.536
96	9.145	1:01.667
16	16.787	1:04.714
23	22.098	1:04.372
125	22.273	1:04.081
76	22.704	1:04.560
12	24.530	1:07.123
83	29.468	1:06.219
30	34.345	1:07.963
85	35.320	1:07.688
88	37.213	1:09.519
9	37.815	1:09.444
11	49.312	1:11.254
78	51.310	1:12.035
7	1:00.210	1:13.223

LAP 5 @ 10:56:42.023

NO	BEHIND	LAP TIME
95		1:00.294
17	0.149	59.582
41	1 Lap	1:16.841
13	2.624	1:01.116
6	8.554	1:02.388
20	9.571	1:03.005
96	10.908	1:02.057
18	1 Lap	1:15.723
16	21.078	1:04.585
23	25.164	1:03.360
125	25.433	1:03.454
76	25.585	1:03.175
12	30.390	1:06.154
83	34.919	1:05.745
85	42.485	1:07.459
30	43.149	1:09.098
88	45.385	1:08.466
9	46.274	1:08.753

LAP 6 @ 10:57:41.205

NO	BEHIND	LAP TIME
95		59.182
17	1.064	1:00.097
11	1 Lap	1:11.349
13	4.248	1:00.806
78	1 Lap	1:13.204
6	12.677	1:03.305
20	13.672	1:03.283
96	14.485	1:02.759
7	1 Lap	1:15.113

41	1 Lap	1:14.936
16	26.770	1:04.874
23	29.561	1:03.579
125	30.205	1:03.954
76	30.405	1:04.002
18	1 Lap	1:14.706
12	36.716	1:05.508
83	40.831	1:05.094
85	50.265	1:06.962
30	52.110	1:08.143
88	54.058	1:07.855
9	55.079	1:07.987

LAP 7 @ 10:58:39.659

NO	BEHIND	LAP TIME
95		58.454
17	1.739	59.129
13	6.100	1:00.306
11	1 Lap	1:10.324
6	17.460	1:03.237
20	17.917	1:02.699
96	18.088	1:02.057
78	1 Lap	1:14.698
7	1 Lap	1:13.064
41	1 Lap	1:12.531
16	32.583	1:04.267
23	34.387	1:03.280
125	34.562	1:02.811
76	34.947	1:02.996
12	45.393	1:07.131
83	47.589	1:05.212
18	1 Lap	1:14.411
85	58.723	1:06.912

LAP 8 @ 10:59:39.415

NO	BEHIND	LAP TIME
95		59.756
30	1 Lap	1:07.852
17	2.557	1:00.574
88	1 Lap	1:07.822
9	1 Lap	1:07.764
13	6.695	1:00.351
20	19.556	1:01.395
6	20.548	1:02.844
96	20.797	1:02.465
11	1 Lap	1:10.874
78	1 Lap	1:12.992
16	38.857	1:06.030
125	39.290	1:04.484
23	39.357	1:04.726
76	40.345	1:05.154
7	1 Lap	1:13.839
41	1 Lap	1:12.680
12	52.471	1:06.834
83	52.575	1:04.742
18	1 Lap	1:14.703

Brands Hatch Indy

Circuit Length = 1.2079 miles

Start: 10:51 Flag 10:59 End: 11:01

Printed - 11:02 Sunday, 29 March 2015

BMCRC - MRO Championships 2015 - Rnd 1 @ Brands Hatch Indy

2-Stroke GP Series

RACE 20 - SECTOR ANALYSIS

SECTOR 1 = FL to I1, SECTOR 2 = I1 to I2, SECTOR 3 = I2 to FL, DIFF = Difference To Personal Best Lap

P1 95 GP Matt TRUELOVE		Yamaha TZ250 -				
IDEAL LAP TIME : 58.443		BEST LAP TIME : 58.454				
		DIFFERENCE : 0.011				
LAP	SECTOR 1	SECTOR 2	LAP TIME	MPH	DIFF	TIME OF DAY
1 -		24.039	1:07.332	64.58	8.878	10:52:40.771
2 -	36.629	23.783	1:00.412	71.98	1.958	10:53:41.183
3 -	36.337	23.633	59.970	72.51	1.516	10:54:41.153
4 -	36.618	23.958	1:00.576	71.78	2.122	10:55:41.729
5 -	36.520	23.774	1:00.294	72.12	1.840	10:56:42.023
6 -	35.576	23.606	59.182 (2)	73.47	0.728	10:57:41.205
7 -	35.587	22.867	58.454 (1)	74.39		10:58:39.659
8 -	36.211	23.545	59.756 (3)	72.77	1.302	10:59:39.415

P2 17 GP Danny IMBERG		Yamaha TZ350 - Hertsmere Logistics				
IDEAL LAP TIME : 59.000		BEST LAP TIME : 59.043				
		DIFFERENCE : 0.043				
LAP	SECTOR 1	SECTOR 2	LAP TIME	MPH	DIFF	TIME OF DAY
1 -		24.308	1:09.931	62.18	10.888	10:52:43.370
2 -	36.316	24.349	1:00.665	71.68	1.622	10:53:44.035
3 -	35.425	23.618	59.043 (1)	73.65		10:54:43.078
4 -	35.867	23.645	59.512 (3)	73.07	0.469	10:55:42.590
5 -	35.540	24.042	59.582	72.98	0.539	10:56:42.172
6 -	35.789	24.308	1:00.097	72.35	1.054	10:57:42.269
7 -	35.554	23.575	59.129 (2)	73.54	0.086	10:58:41.398
8 -	35.939	24.635	1:00.574	71.78	1.531	10:59:41.972

P3 13 GP Paul FYSON		Yamaha TZ250 - Aspire Restorations				
IDEAL LAP TIME : 59.912		BEST LAP TIME : 1:00.306				
		DIFFERENCE : 0.394				
LAP	SECTOR 1	SECTOR 2	LAP TIME	MPH	DIFF	TIME OF DAY
1 -		24.455	1:07.359	64.55	7.053	10:52:40.798
2 -	36.855	24.228	1:01.083	71.19	0.777	10:53:41.881
3 -	36.883	24.199	1:01.082	71.19	0.776	10:54:42.963
4 -	36.753	23.815	1:00.568 (3)	71.79	0.262	10:55:43.531
5 -	36.710	24.406	1:01.116	71.15	0.810	10:56:44.647
6 -	36.424	24.382	1:00.806	71.51	0.500	10:57:45.453
7 -	36.527	23.779	1:00.306 (1)	72.10		10:58:45.759
8 -	36.133	24.218	1:00.351 (2)	72.05	0.045	10:59:46.110

P4 20 GP Gordon DORSET		Yamaha TZ250 -				
IDEAL LAP TIME : 1:01.369		BEST LAP TIME : 1:01.395				
		DIFFERENCE : 0.026				
LAP	SECTOR 1	SECTOR 2	LAP TIME	MPH	DIFF	TIME OF DAY
1 -		24.763	1:09.355	62.70	7.960	10:52:42.794
2 -	37.693	24.961	1:02.654	69.40	1.259	10:53:45.448
3 -	37.420	24.185	1:01.605 (3)	70.58	0.210	10:54:47.053
4 -	37.397	24.139	1:01.536 (2)	70.66	0.141	10:55:48.589
5 -	38.220	24.785	1:03.005	69.01	1.610	10:56:51.594
6 -	38.121	25.162	1:03.283	68.71	1.888	10:57:54.877
7 -	37.922	24.777	1:02.699	69.35	1.304	10:58:57.576
8 -	37.423	23.972	1:01.395 (1)	70.82		10:59:58.971

P5 6 GP Matt BARBER		Yamaha TZ250 -				
IDEAL LAP TIME : 1:01.752		BEST LAP TIME : 1:01.752				
		DIFFERENCE : 0.000				
LAP	SECTOR 1	SECTOR 2	LAP TIME	MPH	DIFF	TIME OF DAY
1 -		24.880	1:08.820	63.18	7.068	10:52:42.259
2 -	37.386	24.726	1:02.112 (3)	70.01	0.360	10:53:44.371
3 -	37.322	24.430	1:01.752 (1)	70.42		10:54:46.123
4 -	37.385	24.681	1:02.066 (2)	70.06	0.314	10:55:48.189
5 -	37.722	24.666	1:02.388	69.70	0.636	10:56:50.577
6 -	37.992	25.313	1:03.305	68.69	1.553	10:57:53.882
7 -	37.974	25.263	1:03.237	68.76	1.485	10:58:57.119
8 -	38.074	24.770	1:02.844	69.19	1.092	10:59:59.963

Weather / Track : Cloudy / Wet

Brands Hatch Indy
Circuit Length = 1.2079 miles
Start: 10:51 Flag 10:59 End: 11:01

BMCRC - MRO Championships 2015 - Rnd 1 @ Brands Hatch Indy

2-Stroke GP Series

RACE 20 - SECTOR ANALYSIS

SECTOR 1 = FL to I1, SECTOR 2 = I1 to I2, SECTOR 3 = I2 to FL, DIFF = Difference To Personal Best Lap

P6 96 GPF Scott SWARBRICK			Honda RS125GP - Staggered			
IDEAL LAP TIME : 1:01.260		BEST LAP TIME : 1:01.667		DIFFERENCE : 0.407		
LAP	SECTOR 1	SECTOR 2	LAP TIME	MPH	DIFF	TIME OF DAY
1 -		24.703	1:08.651	63.34	6.984	10:52:42.090
2 -	37.270	27.014	1:04.284	67.64	2.617	10:53:46.374
3 -	37.846	24.987	1:02.833	69.20	1.166	10:54:49.207
4 -	37.171	24.496	1:01.667 (1)	70.51		10:55:50.874
5 -	37.332	24.725	1:02.057 (2)	70.07	0.390	10:56:52.931
6 -	37.193	25.566	1:02.759	69.29	1.092	10:57:55.690
7 -	36.764	25.293	1:02.057 (2)	70.07	0.390	10:58:57.747
8 -	37.388	25.077	1:02.465	69.61	0.798	11:00:00.212

P7 16 GPF Daniel WALLING			Honda RS125 - JD Services			
IDEAL LAP TIME : 1:03.742		BEST LAP TIME : 1:04.125		DIFFERENCE : 0.383		
LAP	SECTOR 1	SECTOR 2	LAP TIME	MPH	DIFF	TIME OF DAY
1 -		25.495	1:11.388	60.91	7.263	10:52:44.827
2 -	39.155	25.695	1:04.850	67.05	0.725	10:53:49.677
3 -	38.542	25.583	1:04.125 (1)	67.81		10:54:53.802
4 -	39.332	25.382	1:04.714	67.19	0.589	10:55:58.516
5 -	39.183	25.402	1:04.585 (3)	67.33	0.460	10:57:03.101
6 -	39.081	25.793	1:04.874	67.03	0.749	10:58:07.975
7 -	39.067	25.200	1:04.267 (2)	67.66	0.142	10:59:12.242
8 -	40.572	25.458	1:06.030	65.85	1.905	11:00:18.272

P8 125 GPF Ben MILES			MZ - Gibson Exhaust			
IDEAL LAP TIME : 1:02.456		BEST LAP TIME : 1:02.811		DIFFERENCE : 0.355		
LAP	SECTOR 1	SECTOR 2	LAP TIME	MPH	DIFF	TIME OF DAY
1 -		26.800	1:16.486	56.85	13.675	10:52:49.925
2 -	39.616	25.469	1:05.085	66.81	2.274	10:53:55.010
3 -	39.107	25.804	1:04.911	66.99	2.100	10:54:59.921
4 -	38.656	25.425	1:04.081	67.86	1.270	10:56:04.002
5 -	38.165	25.289	1:03.454 (2)	68.53	0.643	10:57:07.456
6 -	38.087	25.867	1:03.954 (3)	67.99	1.143	10:58:11.410
7 -	37.773	25.038	1:02.811 (1)	69.23		10:59:14.221
8 -	39.801	24.683	1:04.484	67.43	1.673	11:00:18.705

P9 23 GPF Sam LLEWELLYN			Honda RS125 - Anglian Fasteners			
IDEAL LAP TIME : 1:03.163		BEST LAP TIME : 1:03.280		DIFFERENCE : 0.117		
LAP	SECTOR 1	SECTOR 2	LAP TIME	MPH	DIFF	TIME OF DAY
1 -		27.189	1:16.859	56.57	13.579	10:52:50.298
2 -	38.807	25.657	1:04.464	67.45	1.184	10:53:54.762
3 -	38.766	25.927	1:04.693	67.21	1.413	10:54:59.455
4 -	38.530	25.842	1:04.372	67.55	1.092	10:56:03.827
5 -	38.037	25.323	1:03.360 (2)	68.63	0.080	10:57:07.187
6 -	37.854	25.725	1:03.579 (3)	68.39	0.299	10:58:10.766
7 -	37.840	25.440	1:03.280 (1)	68.72		10:59:14.046
8 -	39.036	25.690	1:04.726	67.18	1.446	11:00:18.772

P10 76 GPF Chris ROGERS			Honda RS 125 -			
IDEAL LAP TIME : 1:02.430		BEST LAP TIME : 1:02.996		DIFFERENCE : 0.566		
LAP	SECTOR 1	SECTOR 2	LAP TIME	MPH	DIFF	TIME OF DAY
1 -		26.701	1:14.411	58.43	11.415	10:52:47.850
2 -	40.584	25.555	1:06.139	65.74	3.143	10:53:53.989
3 -	39.776	26.108	1:05.884	66.00	2.888	10:54:59.873
4 -	39.647	24.913	1:04.560	67.35	1.564	10:56:04.433
5 -	37.894	25.281	1:03.175 (2)	68.83	0.179	10:57:07.608
6 -	38.249	25.753	1:04.002 (3)	67.94	1.006	10:58:11.610
7 -	38.460	24.536	1:02.996 (1)	69.02		10:59:14.606

Weather / Track : Cloudy / Wet

Brands Hatch Indy
 Circuit Length = 1.2079 miles
 Start: 10:51 Flag 10:59 End: 11:01

BMCRC - MRO Championships 2015 - Rnd 1 @ Brands Hatch Indy

2-Stroke GP Series

RACE 20 - SECTOR ANALYSIS

SECTOR 1 = FL to I1, SECTOR 2 = I1 to I2, SECTOR 3 = I2 to FL, DIFF = Difference To Personal Best Lap

8 - 40.317 24.837 1:05.154 66.74 2.158 11:00:19.760

P11 12 GP John HIORNS			Yamaha TZ350G - Dick Hiorns			
IDEAL LAP TIME : 1:05.004		BEST LAP TIME : 1:05.033		DIFFERENCE : 0.029		
LAP	SECTOR 1	SECTOR 2	LAP TIME	MPH	DIFF	TIME OF DAY
1 -		26.330	1:14.642	58.25	9.609	10:52:48.081
2 -	39.733	25.300	1:05.033 (1)	66.86		10:53:53.114
3 -	39.923	26.099	1:06.022 (3)	65.86	0.989	10:54:59.136
4 -	40.964	26.159	1:07.123	64.78	2.090	10:56:06.259
5 -	40.360	25.794	1:06.154	65.73	1.121	10:57:12.413
6 -	39.704	25.804	1:05.508 (2)	66.38	0.475	10:58:17.921
7 -	41.166	25.965	1:07.131	64.77	2.098	10:59:25.052
8 -	40.469	26.365	1:06.834	65.06	1.801	11:00:31.886

P12 83 GPF Pete GIBSON			Aprilia RS250 -			
IDEAL LAP TIME : 1:04.742		BEST LAP TIME : 1:04.742		DIFFERENCE : 0.000		
LAP	SECTOR 1	SECTOR 2	LAP TIME	MPH	DIFF	TIME OF DAY
1 -		26.255	1:17.776	55.91	13.034	10:52:51.215
2 -	41.085	26.219	1:07.304	64.61	2.562	10:53:58.519
3 -	40.257	26.202	1:06.459	65.43	1.717	10:55:04.978
4 -	40.441	25.778	1:06.219	65.67	1.477	10:56:11.197
5 -	39.923	25.822	1:05.745	66.14	1.003	10:57:16.942
6 -	39.436	25.658	1:05.094 (2)	66.80	0.352	10:58:22.036
7 -	39.386	25.826	1:05.212 (3)	66.68	0.470	10:59:27.248
8 -	39.237	25.505	1:04.742 (1)	67.16		11:00:31.990

P13 85 GPF Andrew WALES			MZ ETZ 250 - Illuminated Design Ltd			
IDEAL LAP TIME : 1:06.793		BEST LAP TIME : 1:06.912		DIFFERENCE : 0.119		
LAP	SECTOR 1	SECTOR 2	LAP TIME	MPH	DIFF	TIME OF DAY
1 -		26.980	1:17.924	55.80	11.012	10:52:51.363
2 -	40.942	27.715	1:08.657	63.33	1.745	10:54:00.020
3 -	41.807	27.534	1:09.341	62.71	2.429	10:55:09.361
4 -	41.143	26.545	1:07.688	64.24	0.776	10:56:17.049
5 -	40.826	26.633	1:07.459 (3)	64.46	0.547	10:57:24.508
6 -	40.342	26.620	1:06.962 (2)	64.94	0.050	10:58:31.470
7 -	40.461	26.451	1:06.912 (1)	64.98		10:59:38.382

P14 30 GP Dean STIMPSON			Harris TZ350 - Fondseca/Veryard Racing			
IDEAL LAP TIME : 1:07.506		BEST LAP TIME : 1:07.852		DIFFERENCE : 0.346		
LAP	SECTOR 1	SECTOR 2	LAP TIME	MPH	DIFF	TIME OF DAY
1 -		27.205	1:14.751	58.17	6.899	10:52:48.190
2 -	42.664	27.269	1:09.933	62.18	2.081	10:53:58.123
3 -	42.836	27.152	1:09.988	62.13	2.136	10:55:08.111
4 -	41.478	26.485	1:07.963 (2)	63.98	0.111	10:56:16.074
5 -	42.113	26.985	1:09.098	62.93	1.246	10:57:25.172
6 -	41.852	26.291	1:08.143 (3)	63.81	0.291	10:58:33.315
7 -	41.215	26.637	1:07.852 (1)	64.08		10:59:41.167

P15 88 GPF Michael STANLEY			Yamaha TZR -			
IDEAL LAP TIME : 1:07.467		BEST LAP TIME : 1:07.822		DIFFERENCE : 0.355		
LAP	SECTOR 1	SECTOR 2	LAP TIME	MPH	DIFF	TIME OF DAY
1 -		27.602	1:17.009	56.46	9.187	10:52:50.448
2 -	41.790	27.160	1:08.950	63.06	1.128	10:53:59.398
3 -	42.381	27.644	1:10.025	62.10	2.203	10:55:09.423
4 -	42.166	27.353	1:09.519	62.55	1.697	10:56:18.942
5 -	41.248	27.218	1:08.466 (3)	63.51	0.644	10:57:27.408
6 -	40.948	26.907	1:07.855 (2)	64.08	0.033	10:58:35.263
7 -	40.560	27.262	1:07.822 (1)	64.11		10:59:43.085

Weather / Track : Cloudy / Wet

Brands Hatch Indy
Circuit Length = 1.2079 miles
Start: 10:51 Flag 10:59 End: 11:01

BMCRC - MRO Championships 2015 - Rnd 1 @ Brands Hatch Indy

2-Stroke GP Series

RACE 20 - SECTOR ANALYSIS

SECTOR 1 = FL to I1, SECTOR 2 = I1 to I2, SECTOR 3 = I2 to FL, DIFF = Difference To Personal Best Lap

P16 9 GPF Connor THOMSON		Aprilia RS125 - Mark Christie / P&H Motorcycles				
IDEAL LAP TIME : 1:07.280		BEST LAP TIME : 1:07.280		DIFFERENCE : 0.000		
LAP	SECTOR 1	SECTOR 2	LAP TIME	MPH	DIFF	TIME OF DAY
1 -		27.434	1:20.355	54.11	13.075	10:52:53.794
2 -	41.385	27.641	1:09.026	62.99	1.746	10:54:02.820
3 -	40.516	26.764	1:07.280 (1)	64.63		10:55:10.100
4 -	42.151	27.293	1:09.444	62.62	2.164	10:56:19.544
5 -	41.956	26.797	1:08.753	63.24	1.473	10:57:28.297
6 -	41.221	26.766	1:07.987 (3)	63.96	0.707	10:58:36.284
7 -	40.611	27.153	1:07.764 (2)	64.17	0.484	10:59:44.048

P17 11 GPF Ian SLAUGHTER		MZ -				
IDEAL LAP TIME : 1:10.324		BEST LAP TIME : 1:10.324		DIFFERENCE : 0.000		
LAP	SECTOR 1	SECTOR 2	LAP TIME	MPH	DIFF	TIME OF DAY
1 -		28.887	1:22.775	52.53	12.451	10:52:56.214
2 -	42.811	28.901	1:11.712	60.63	1.388	10:54:07.926
3 -	43.258	28.603	1:11.861	60.51	1.537	10:55:19.787
4 -	42.718	28.536	1:11.254 (3)	61.02	0.930	10:56:31.041
5 -	43.088	28.261	1:11.349	60.94	1.025	10:57:42.390
6 -	42.403	27.921	1:10.324 (1)	61.83		10:58:52.714
7 -	42.680	28.194	1:10.874 (2)	61.35	0.550	11:00:03.588

P18 78 GPF Virginia POWER		Kawasaki KR-1S 250 -				
IDEAL LAP TIME : 1:10.773		BEST LAP TIME : 1:11.130		DIFFERENCE : 0.357		
LAP	SECTOR 1	SECTOR 2	LAP TIME	MPH	DIFF	TIME OF DAY
1 -		29.461	1:24.415	51.51	13.285	10:52:57.854
2 -	44.593	27.427	1:12.020 (2)	60.38	0.890	10:54:09.874
3 -	43.346	27.784	1:11.130 (1)	61.13		10:55:21.004
4 -	43.801	28.234	1:12.035 (3)	60.36	0.905	10:56:33.039
5 -	43.918	29.286	1:13.204	59.40	2.074	10:57:46.243
6 -	45.066	29.632	1:14.698	58.21	3.568	10:59:00.941
7 -	44.402	28.590	1:12.992	59.57	1.862	11:00:13.933

P19 7 GP Paul STREETS		Suzuki RG500 - Phil Lovett Engineering				
IDEAL LAP TIME : 1:12.552		BEST LAP TIME : 1:13.064		DIFFERENCE : 0.512		
LAP	SECTOR 1	SECTOR 2	LAP TIME	MPH	DIFF	TIME OF DAY
1 -		29.342	1:26.651	50.18	13.587	10:53:00.090
2 -	45.852	28.766	1:14.618	58.27	1.554	10:54:14.708
3 -	45.293	28.715	1:14.008	58.75	0.944	10:55:28.716
4 -	45.068	28.155	1:13.223 (2)	59.38	0.159	10:56:41.939
5 -	45.844	29.269	1:15.113	57.89	2.049	10:57:57.052
6 -	45.033	28.031	1:13.064 (1)	59.51		10:59:10.116
7 -	44.521	29.318	1:13.839 (3)	58.89	0.775	11:00:23.955

P20 41 GPF Paul BOWLING		Yamaha TZT - Ice Watch Ltd				
IDEAL LAP TIME : 1:12.287		BEST LAP TIME : 1:12.531		DIFFERENCE : 0.244		
LAP	SECTOR 1	SECTOR 2	LAP TIME	MPH	DIFF	TIME OF DAY
1 -		29.506	1:23.912	51.82	11.381	10:52:57.351
2 -	45.612	28.795	1:14.407 (3)	58.44	1.876	10:54:11.758
3 -	45.489	29.961	1:15.450	57.63	2.919	10:55:27.208
4 -	46.643	30.198	1:16.841	56.59	4.310	10:56:44.049
5 -	45.940	28.996	1:14.936	58.03	2.405	10:57:58.985
6 -	44.339	28.192	1:12.531 (1)	59.95		10:59:11.516
7 -	44.095	28.585	1:12.680 (2)	59.83	0.149	11:00:24.196

P21 18 GP Peter BASILE		Yamaha Spondon TZ250B - PGB Motorcycles Ltd				
IDEAL LAP TIME : 1:13.846		BEST LAP TIME : 1:14.411		DIFFERENCE : 0.565		
LAP	SECTOR 1	SECTOR 2	LAP TIME	MPH	DIFF	TIME OF DAY
1 -						
2 -						
3 -						
4 -						
5 -						
6 -						
7 -						

Weather / Track : Cloudy / Wet

Brands Hatch Indy
Circuit Length = 1.2079 miles
Start: 10:51 Flag 10:59 End: 11:01

BMCRC - MRO Championships 2015 - Rnd 1 @ Brands Hatch Indy

2-Stroke GP Series

RACE 20 - SECTOR ANALYSIS

SECTOR 1 = FL to I1, SECTOR 2 = I1 to I2, SECTOR 3 = I2 to FL, DIFF = Difference To Personal Best Lap

1 -		30.044	1:38.202	44.28	23.791	10:53:11.641
2 -	47.535	29.314	1:16.849	56.58	2.438	10:54:28.490
3 -	46.523	28.672	1:15.195	57.83	0.784	10:55:43.685
4 -	47.281	28.442	1:15.723	57.42	1.312	10:56:59.408
5 -	45.404	29.302	1:14.706 (3)	58.20	0.295	10:58:14.114
6 -	45.628	28.783	1:14.411 (1)	58.44		10:59:28.525
7 -	45.567	29.136	1:14.703 (2)	58.21	0.292	11:00:43.228

BMCRC - MRO Championships 2015 - Rnd 1 @ Brands Hatch Indy

2-Stroke GP Series

RACE 20 - BEST SECTORS

SECTOR 1			SECTOR 2			IDEAL / BEST COMPARISON						
POS	NO	NAME	TIME	NO	NAME	TIME	POS	NO	NAME	IDEAL	BEST	DIFF
									PERFECT LAP	58.292		
1	17	IMBERG	35.425	95	TRUELOVE	22.867	1	95	TRUELOVE	58.443	58.454	0.011
2	95	TRUELOVE	35.576	17	IMBERG	23.575	2	17	IMBERG	59.000	59.043	0.043
3	13	FYSON	36.133	13	FYSON	23.779	3	13	FYSON	59.912	1:00.306	0.394
4	96	SWARBRICK	36.764	20	DORSET	23.972	4	96	SWARBRICK	1:01.260	1:01.667	0.407
5	6	BARBER	37.322	6	BARBER	24.430	5	20	DORSET	1:01.369	1:01.395	0.026
6	20	DORSET	37.397	96	SWARBRICK	24.496	6	6	BARBER	1:01.752	1:01.752	0.000
7	125	MILES	37.773	76	ROGERS	24.536	7	76	ROGERS	1:02.430	1:02.996	0.566
8	23	LLEWELLYN	37.840	125	MILES	24.683	8	125	MILES	1:02.456	1:02.811	0.355
9	76	ROGERS	37.894	16	WALLING	25.200	9	23	LLEWELLYN	1:03.163	1:03.280	0.117
10	16	WALLING	38.542	12	HIORNS	25.300	10	16	WALLING	1:03.742	1:04.125	0.383
11	83	GIBSON	39.237	23	LLEWELLYN	25.323	11	83	GIBSON	1:04.742	1:04.742	0.000
12	12	HIORNS	39.704	83	GIBSON	25.505	12	12	HIORNS	1:05.004	1:05.033	0.029
13	85	WALES	40.342	30	STIMPSON	26.291	13	85	WALES	1:06.793	1:06.912	0.119
14	9	THOMSON	40.516	85	WALES	26.451	14	9	THOMSON	1:07.280	1:07.280	0.000
15	88	STANLEY	40.560	9	THOMSON	26.764	15	88	STANLEY	1:07.467	1:07.822	0.355
16	30	STIMPSON	41.215	88	STANLEY	26.907	16	30	STIMPSON	1:07.506	1:07.852	0.346
17	11	SLAUGHTER	42.403	78	POWER	27.427	17	11	SLAUGHTER	1:10.324	1:10.324	0.000
18	78	POWER	43.346	11	SLAUGHTER	27.921	18	78	POWER	1:10.773	1:11.130	0.357
19	41	BOWLING	44.095	7	STREETS	28.031	19	41	BOWLING	1:12.287	1:12.531	0.244
20	7	STREETS	44.521	41	BOWLING	28.192	20	7	STREETS	1:12.552	1:13.064	0.512
21	18	BASILE	45.404	18	BASILE	28.442	21	18	BASILE	1:13.846	1:14.411	0.565
22												

Weather / Track : Cloudy / Wet

Results can be found at www.tsl-timing.com

Brands Hatch Indy
 Circuit Length = 1.2079 miles
 Start: 10:51 Flag 10:59 End: 11:01

Printed - 11:03 Sunday, 29 March 2015

BMCRC - MRO Championships 2015 - Rnd 1 @ Brands Hatch Indy

2-Stroke GP Series

RACE 10 - GRID



ROW 11	33	55 Philip SHOEBRIDGE	32	52 Chris DOWLING	31	21 Harry TRUELOVE
ROW 10	30	60 Ian READ	29	82 Mark TAYLOR	28	117 Paul HENSON
ROW 9	27	42 Peter THORNE	26	61 Oliver FOOKS	25	36 Al PIRIE
ROW 8	24	40 Chris CAMPS	23	19 Chris KNIGHT	22	3 Tom BARRETT
ROW 7	21	18 Peter BASILE	20	41 Paul BOWLING	19	7 Paul STREETS
ROW 6	18	78 Virginia POWER	17	11 Ian SLAUGHTER	16	9 Connor THOMSON
ROW 5	15	88 Michael STANLEY	14	30 Dean STIMPSON	13	85 Andrew WALES
ROW 4	12	83 Pete GIBSON	11	12 John HIORNS	10	76 Chris ROGERS
ROW 3	9	23 Sam LLEWELLYN	8	125 Ben MILES	7	16 Daniel WALLING
ROW 2	6	96 Scott SWARBRICK	5	6 Matt BARBER	4	20 Gordon DORSET
ROW 1	3	13 Paul FYSON	2	17 Danny IMBERG	1	95 Matt TRUELOVE
Pole						

Brands Hatch Indy
Circuit Length = 1.2079 miles

These results are provisional until the conclusion of any judicial and technical matters.

Clerk Of Course :		Timekeeper :
-------------------	--	--------------

Results can be found at www.tsl-timing.com

Printed - 11:07 Sunday, 29 March 2015



BMCRC - MRO Championships 2015 - Rnd 1 @ Brands Hatch Indy

2-Stroke GP Series

RACE 10 - CLASSIFICATION



POS	NO	CL	PIC NAME	ENTRY	LAPS	TIME	GAP	DIFF	MPH	BEST	ON
1	13	GP	1 Paul FYSON	Yamaha TZ250 - Aspire Restorations	12	12:37.523			68.88	1:01.222	12
2	96	GPF	1 Scott SWARBRICK	Honda RS125GP - Staggered	12	12:38.455	0.932	0.932	68.80	1:01.191	12
3	6	GP	2 Matt BARBER	Yamaha TZ250 -	12	12:45.002	7.479	6.547	68.21	1:01.691	3
4	76*	GPF	2 Chris ROGERS	Honda RS 125 -	12	12:46.645	9.122	1.643	68.06	1:00.433	9
5	61	GPF	3 Oliver FOOKS	Aprilia RS250 -	12	12:47.819	10.296	1.174	67.96	1:01.690	12
6	20	GP	3 Gordon DORSET	Yamaha TZ250 -	12	12:50.066	12.543	2.247	67.76	1:00.706	10
7	23	GPF	4 Sam LLEWELLYN	Honda RS125 - Anglian Fasteners	12	12:50.968	13.445	0.902	67.68	1:00.193	12
8	16	GPF	5 Daniel WALLING	Honda RS125 - JD Services	12	12:51.825	14.302	0.857	67.61	1:00.927	12
9	9	GPF	6 Connor THOMSON	Aprilia RS125 - Mark Christie / P&H Motorcycles	12	13:29.053	51.530	37.228	64.49	1:05.594	11
10	85	GPF	7 Andrew WALES	MZ ETZ 250 - Illuminated Design Ltd	12	13:29.217	51.694	0.164	64.48	1:05.475	11
11	3	GP	4 Tom BARRETT	Honda RS250 -	12	13:39.100	1:01.577	9.883	63.70	1:06.075	5
12	18	GP	5 Peter BASILE	Yamaha Spondon TZ250B - PGB Motorcycles Ltd	11	12:47.298	1 Lap	1 Lap	62.34	1:06.641	10
13	88	GPF	8 Michael STANLEY	Yamaha TZR -	11	12:47.599	1 Lap	0.301	62.31	1:07.543	10
14	83	GPF	9 Pete GIBSON	Aprilia RS250 -	11	13:02.467	1 Lap	14.868	61.13	1:08.183	3
15	11	GPF	10 Ian SLAUGHTER	MZ -	11	13:04.331	1 Lap	1.864	60.98	1:08.352	11
16	7	GP	6 Paul STREETS	Suzuki RG500 - Phil Lovett Engineering	10	12:47.873	2 Laps	1 Lap	56.63	1:13.665	2

NOT CLASSIFIED

DNF	55	GPF	Philip SHOEBRIDGE	Suzuki RGV250 -	10	12:06.962	2 Laps		59.81	1:09.499	10
DNF	82	GPF	Mark TAYLOR	Yamaha TZ125 - Aspire Restorations	9	9:43.008	3 Laps	1 Lap	67.13	1:02.333	9
DNF	117	GPF	Paul HENSON	Yamaha TZR250 -	6	7:14.227	6 Laps	3 Laps	60.08	1:09.227	6
DNF	17	GP	Danny IMBERG	Yamaha TZ350 - Hertsmere Logistics	3	3:10.836	9 Laps	3 Laps	68.36	1:01.491	2
DNF	95	GP	Matt TRUELOVE	Yamaha TZ250 -	2	2:04.973	10 Laps	1 Lap	69.59	59.052	2
DNF	78	GPF	Virginia POWER	Kawasaki KR-1S 250 -	1	1:27.448	11 Laps	1 Lap	49.72	1:27.448	1
DNF	12	GP	John HIORNS	Yamaha TZ350G - Dick Hiorns	1	1:29.201	11 Laps	1.753	48.75	1:29.201	1
DNF	125	GPF	Ben MILES	MZ - Gibson Exhaust	0						
DNF	41	GPF	Paul BOWLING	Yamaha TZT - Ice Watch Ltd	0						

FASTEST LAP

95	GP	Matt TRUELOVE	Yamaha TZ250 -	2	59.052	73.64 mph	118.51 kph
23	GPF	Sam LLEWELLYN	Honda RS125 - Anglian Fasteners	12	1:00.193	72.24 mph	116.26 kph

* No 76 - Please fit a working transponder
 Class GP - 90% of Race Speed = 61.99 mph
 Class GPF - 90% of Race Speed = 61.92 mph

Weather / Track : Cloudy / Wet

These results are provisional until the conclusion of any judicial and technical matters.

Brands Hatch Indy

Circuit Length = 1.2079 miles

Start: 14:48 Flag 15:01 End: 15:02

Clerk Of Course :	Timekeeper :
-------------------	--------------

Results can be found at www.tsl-timing.com

Printed - 15:03 Sunday, 29 March 2015



BMCRC - MRO Championships 2015 - Rnd 1 @ Brands Hatch Indy

2-Stroke GP Series

RACE 10 - LAP CHART

LAP 1 @ 14:50:01.918

NO	BEHIND	LAP TIME
95		1:05.921
17	0.710	1:06.631
6	2.542	1:08.463
20	3.881	1:09.802
96	5.981	1:11.902
13	6.199	1:12.120
16	7.273	1:13.194
61	8.019	1:13.940
82	8.281	1:14.202
76	9.739	1:15.660
9	10.038	1:15.959
23	10.820	1:16.741
85	11.774	1:17.695
88	12.089	1:18.010
83	12.569	1:18.490
3	14.691	1:20.612
11	15.655	1:21.576
18	16.637	1:22.558
117	17.237	1:23.158
7	19.975	1:25.896
55	21.476	1:27.397
78	21.527	1:27.448
12	23.280	1:29.201

LAP 2 @ 14:51:00.970

NO	BEHIND	LAP TIME
95		59.052
17	3.149	1:01.491
6	5.406	1:01.916
20	8.212	1:03.383
13	9.182	1:02.035
96	10.300	1:03.371
61	13.882	1:04.915
82	14.740	1:05.511
16	14.875	1:06.654
76	15.129	1:04.442
23	17.445	1:05.677
9	20.060	1:09.074
85	20.144	1:07.422
3	23.649	1:08.010
88	23.690	1:10.653
83	23.695	1:10.178
11	27.487	1:10.884
18	28.469	1:10.884
117	30.454	1:12.269
7	34.588	1:13.665
55	35.416	1:12.992

LAP 3 @ 14:52:06.833

NO	BEHIND	LAP TIME
17		1:02.714
6	1.234	1:01.691
20	4.637	1:02.288
13	5.263	1:01.944
96	6.976	1:02.539
61	12.577	1:04.558
82	12.831	1:03.954
16	13.291	1:04.279
76	13.468	1:04.202
23	15.579	1:03.997
9	21.393	1:07.196

85	21.673	1:07.392
3	24.577	1:06.791
83	26.015	1:08.183
88	28.214	1:10.387
11	31.840	1:10.216
18	32.420	1:09.814
117	34.815	1:10.224
55	44.288	1:14.735
7	44.426	1:15.701

LAP 4 @ 14:53:10.965

NO	BEHIND	LAP TIME
6		1:02.898
20	2.413	1:01.908
13	3.287	1:02.156
96	4.843	1:01.999
61	12.769	1:04.324
76	12.982	1:03.646
82	13.107	1:04.408
16	13.694	1:04.535
23	15.949	1:04.502
9	23.631	1:06.370
85	24.462	1:06.921
3	27.289	1:06.844
83	30.066	1:08.183
88	33.413	1:09.331
18	37.768	1:09.480
11	38.417	1:10.709
117	40.367	1:09.684
55	51.973	1:11.817
7	56.717	1:16.423

LAP 5 @ 14:54:14.653

NO	BEHIND	LAP TIME
6		1:03.688
13	1.070	1:01.471
20	1.650	1:02.925
96	2.862	1:01.707
61	12.321	1:03.240
76	12.439	1:03.145
82	12.648	1:03.229
16	13.179	1:03.173
23	15.821	1:03.560
9	26.134	1:06.191
85	27.247	1:06.473
3	29.676	1:06.075
83	35.087	1:08.709
88	38.033	1:08.308
18	42.468	1:08.388
11	46.026	1:11.297
117	46.344	1:09.665
55	59.224	1:10.939

LAP 6 @ 14:55:19.599

NO	BEHIND	LAP TIME
13		1:03.876
6	0.548	1:05.494
20	0.918	1:04.214
96	1.257	1:03.341
7	1 Lap	1:15.570
61	10.303	1:02.928
82	10.484	1:02.782
76	10.500	1:03.007

16	11.098	1:02.865
23	13.964	1:03.089
9	27.229	1:06.041
85	28.131	1:05.830
3	30.975	1:06.245
83	40.775	1:10.634
88	41.307	1:08.220
18	45.373	1:07.851
117	50.625	1:09.227
11	51.699	1:10.619

LAP 7 @ 14:56:21.960

NO	BEHIND	LAP TIME
13		1:02.361
6	1.635	1:03.448
55	1 Lap	1:10.017
96	2.163	1:03.267
61	11.170	1:03.228
76	11.187	1:03.048
82	11.955	1:03.832
16	12.436	1:03.699
23	15.792	1:04.189
20	16.727	1:18.170
7	1 Lap	1:16.939
9	31.661	1:06.793
85	31.993	1:06.223
3	35.687	1:07.073
88	48.217	1:09.271
18	51.260	1:08.248
83	51.384	1:12.970
11	1:00.709	1:11.371

LAP 8 @ 14:57:25.369

NO	BEHIND	LAP TIME
13		1:03.409
96	1.357	1:02.603
6	1.676	1:03.450
55	1 Lap	1:09.758
76	8.857	1:01.079
61	10.209	1:02.448
82	11.303	1:02.757
16	11.832	1:02.805
23	15.161	1:02.778
20	15.526	1:02.208
7	1 Lap	1:15.781
9	33.978	1:05.726
85	34.327	1:05.743
3	39.016	1:06.738
88	53.497	1:08.689
18	55.062	1:07.211
83	58.683	1:10.708

LAP 9 @ 14:58:27.704

NO	BEHIND	LAP TIME
13		1:02.335
96	0.789	1:01.767
6	2.149	1:02.808
11	1 Lap	1:09.291
76	6.955	1:00.433
61	10.080	1:02.206
82	11.301	1:02.333
16	12.024	1:02.527
20	14.497	1:01.306

23	14.729	1:01.903
55	1 Lap	1:09.641
9	38.776	1:07.133
85	39.190	1:07.198
7	1 Lap	1:15.887
3	44.516	1:07.835
88	59.238	1:08.076
18	1:00.612	1:07.885

LAP 10 @ 14:59:30.077

NO	BEHIND	LAP TIME
13		1:02.373
96	0.725	1:02.309
6	3.406	1:03.630
83	1 Lap	1:10.869
76	8.391	1:03.809
61	10.103	1:02.396
11	1 Lap	1:09.818
20	12.830	1:00.706
16	13.005	1:03.354
23	14.650	1:02.294
55	1 Lap	1:10.167
9	43.003	1:06.600
85	43.465	1:06.648
3	52.054	1:09.911
7	1 Lap	1:16.558

LAP 11 @ 15:00:32.298

NO	BEHIND	LAP TIME
13		1:02.221
96	0.963	1:02.459
88	1 Lap	1:07.543
18	1 Lap	1:06.641
6	4.620	1:03.435
76	7.818	1:01.648
61	9.828	1:01.946
20	12.595	1:01.986
23	14.474	1:02.045
83	1 Lap	1:11.929
16	14.597	1:03.813
11	1 Lap	1:10.198
55	1 Lap	1:09.499
9	46.376	1:05.594
85	46.719	1:05.475
3	56.349	1:06.516

LAP 12 @ 15:01:33.520

NO	BEHIND	LAP TIME
13		1:01.222
96	0.932	1:01.191
6	7.479	1:04.081
76	9.122	1:02.526
18	1 Lap	1:08.338
88	1 Lap	1:09.111
61	10.296	1:01.690
7	2 Laps	1:15.453
20	12.543	1:01.170
23	13.445	1:00.193
16	14.302	1:00.927
83	1 Lap	1:11.614
11	1 Lap	1:08.352
9	51.530	1:06.376
85	51.694	1:06.197

3 1:01.577 1:06.450

Weather / Track : Cloudy / Wet

Brands Hatch Indy
Circuit Length = 1.2079 miles
Start: 14:48 Flag 15:01 End: 15:02

Results can be found at www.tsl-timing.com

Printed - 15:03 Sunday, 29 March 2015

BMCRC - MRO Championships 2015 - Rnd 1 @ Brands Hatch Indy

2-Stroke GP Series

RACE 10 - SECTOR ANALYSIS

SECTOR 1 = FL to I1, SECTOR 2 = I1 to I2, SECTOR 3 = I2 to FL, DIFF = Difference To Personal Best Lap

P1 13 GP Paul FYSON			Yamaha TZ250 - Aspire Restorations			
IDEAL LAP TIME : 1:01.110		BEST LAP TIME : 1:01.222	DIFFERENCE : 0.112			
LAP	SECTOR 1	SECTOR 2	LAP TIME	MPH	DIFF	TIME OF DAY
1 -		24.512	1:12.120	60.29	10.898	14:50:08.117
2 -	37.393	24.642	1:02.035	70.09	0.813	14:51:10.152
3 -	37.950	23.994	1:01.944 (3)	70.20	0.722	14:52:12.096
4 -	38.228	23.928	1:02.156	69.96	0.934	14:53:14.252
5 -	37.569	23.902	1:01.471 (2)	70.74	0.249	14:54:15.723
6 -	38.503	25.373	1:03.876	68.07	2.654	14:55:19.599
7 -	37.785	24.576	1:02.361	69.73	1.139	14:56:21.960
8 -	38.245	25.164	1:03.409	68.58	2.187	14:57:25.369
9 -	37.870	24.465	1:02.335	69.76	1.113	14:58:27.704
10 -	38.002	24.371	1:02.373	69.71	1.151	14:59:30.077
11 -	37.966	24.255	1:02.221	69.88	0.999	15:00:32.298
12 -	37.208	24.014	1:01.222 (1)	71.03		15:01:33.520

P2 96 GPF Scott SWARBRICK			Honda RS125GP - Staggered			
IDEAL LAP TIME : 1:01.191		BEST LAP TIME : 1:01.191	DIFFERENCE : 0.000			
LAP	SECTOR 1	SECTOR 2	LAP TIME	MPH	DIFF	TIME OF DAY
1 -		26.089	1:11.902	60.47	10.711	14:50:07.899
2 -	38.345	25.026	1:03.371	68.62	2.180	14:51:11.270
3 -	38.021	24.518	1:02.539	69.53	1.348	14:52:13.809
4 -	37.528	24.471	1:01.999	70.13	0.808	14:53:15.808
5 -	37.273	24.434	1:01.707 (2)	70.47	0.516	14:54:17.515
6 -	38.038	25.303	1:03.341	68.65	2.150	14:55:20.856
7 -	38.173	25.094	1:03.267	68.73	2.076	14:56:24.123
8 -	38.091	24.512	1:02.603	69.46	1.412	14:57:26.726
9 -	37.175	24.592	1:01.767 (3)	70.40	0.576	14:58:28.493
10 -	37.678	24.631	1:02.309	69.79	1.118	14:59:30.802
11 -	37.614	24.845	1:02.459	69.62	1.268	15:00:33.261
12 -	36.845	24.346	1:01.191 (1)	71.06		15:01:34.452

P3 6 GP Matt BARBER			Yamaha TZ250 -			
IDEAL LAP TIME : 1:01.287		BEST LAP TIME : 1:01.691	DIFFERENCE : 0.404			
LAP	SECTOR 1	SECTOR 2	LAP TIME	MPH	DIFF	TIME OF DAY
1 -		24.328	1:08.463	63.51	6.772	14:50:04.460
2 -	37.760	24.156	1:01.916 (2)	70.23	0.225	14:51:06.376
3 -	37.131	24.560	1:01.691 (1)	70.49		14:52:08.067
4 -	38.255	24.643	1:02.898	69.13	1.207	14:53:10.965
5 -	38.689	24.999	1:03.688	68.27	1.997	14:54:14.653
6 -	39.746	25.748	1:05.494	66.39	3.803	14:55:20.147
7 -	38.641	24.807	1:03.448	68.53	1.757	14:56:23.595
8 -	38.865	24.585	1:03.450	68.53	1.759	14:57:27.045
9 -	38.314	24.494	1:02.808 (3)	69.23	1.117	14:58:29.853
10 -	38.660	24.970	1:03.630	68.34	1.939	14:59:33.483
11 -	38.842	24.593	1:03.435	68.55	1.744	15:00:36.918
12 -	38.821	25.260	1:04.081	67.86	2.390	15:01:40.999

P4 76 GPF Chris ROGERS			Honda RS 125 -			
IDEAL LAP TIME :		BEST LAP TIME : 1:00.433	DIFFERENCE :			
LAP	SECTOR 1	SECTOR 2	LAP TIME	MPH	DIFF	TIME OF DAY
1 -			1:15.660	57.47	15.227	14:50:11.657
2 -			1:04.442	67.48	4.009	14:51:16.099
3 -			1:04.202	67.73	3.769	14:52:20.301
4 -			1:03.646	68.32	3.213	14:53:23.947
5 -			1:03.145	68.86	2.712	14:54:27.092
6 -			1:03.007	69.01	2.574	14:55:30.099
7 -			1:03.048	68.97	2.615	14:56:33.147
8 -			1:01.079 (2)	71.19	0.646	14:57:34.226
9 -			1:00.433 (1)	71.95		14:58:34.659

Weather / Track : Cloudy / Wet

Brands Hatch Indy
Circuit Length = 1.2079 miles
Start: 14:48 Flag 15:01 End: 15:02

BMCRC - MRO Championships 2015 - Rnd 1 @ Brands Hatch Indy

2-Stroke GP Series

RACE 10 - SECTOR ANALYSIS

SECTOR 1 = FL to I1, SECTOR 2 = I1 to I2, SECTOR 3 = I2 to FL, DIFF = Difference To Personal Best Lap

10 -			1:03.809	68.15	3.376	14:59:38.468
11 -			1:01.648 (3)	70.53	1.215	15:00:40.116
12 -			1:02.526	69.54	2.093	15:01:42.642

P5 61 GPF Oliver FOOKS			Aprilia RS250 -			
IDEAL LAP TIME : 1:01.569		BEST LAP TIME : 1:01.690		DIFFERENCE : 0.121		
LAP	SECTOR 1	SECTOR 2	LAP TIME	MPH	DIFF	TIME OF DAY
1 -		25.537	1:13.940	58.81	12.250	14:50:09.937
2 -	39.141	25.774	1:04.915	66.98	3.225	14:51:14.852
3 -	39.146	25.412	1:04.558	67.35	2.868	14:52:19.410
4 -	38.957	25.367	1:04.324	67.60	2.634	14:53:23.734
5 -	38.176	25.064	1:03.240	68.76	1.550	14:54:26.974
6 -	37.997	24.931	1:02.928	69.10	1.238	14:55:29.902
7 -	38.442	24.786	1:03.228	68.77	1.538	14:56:33.130
8 -	37.911	24.537	1:02.448	69.63	0.758	14:57:35.578
9 -	37.487	24.719	1:02.206 (3)	69.90	0.516	14:58:37.784
10 -	37.905	24.491	1:02.396	69.69	0.706	14:59:40.180
11 -	37.256	24.690	1:01.946 (2)	70.19	0.256	15:00:42.126
12 -	37.377	24.313	1:01.690 (1)	70.49		15:01:43.816

P6 20 GP Gordon DORSET			Yamaha TZ250 -			
IDEAL LAP TIME : 1:00.706		BEST LAP TIME : 1:00.706		DIFFERENCE : 0.000		
LAP	SECTOR 1	SECTOR 2	LAP TIME	MPH	DIFF	TIME OF DAY
1 -		25.281	1:09.802	62.29	9.096	14:50:05.799
2 -	38.159	25.224	1:03.383	68.60	2.677	14:51:09.182
3 -	37.816	24.472	1:02.288	69.81	1.582	14:52:11.470
4 -	37.963	23.945	1:01.908	70.24	1.202	14:53:13.378
5 -	38.443	24.482	1:02.925	69.10	2.219	14:54:16.303
6 -	39.104	25.110	1:04.214	67.72	3.508	14:55:20.517
7 -	52.456	25.714	1:18.170	55.63	17.464	14:56:38.687
8 -	37.898	24.310	1:02.208	69.90	1.502	14:57:40.895
9 -	37.142	24.164	1:01.306 (3)	70.93	0.600	14:58:42.201
10 -	36.980	23.726	1:00.706 (1)	71.63		14:59:42.907
11 -	37.458	24.528	1:01.986	70.15	1.280	15:00:44.893
12 -	37.357	23.813	1:01.170 (2)	71.09	0.464	15:01:46.063

P7 23 GPF Sam LLEWELLYN			Honda RS125 - Anglian Fasteners			
IDEAL LAP TIME : 1:00.193		BEST LAP TIME : 1:00.193		DIFFERENCE : 0.000		
LAP	SECTOR 1	SECTOR 2	LAP TIME	MPH	DIFF	TIME OF DAY
1 -		26.961	1:16.741	56.66	16.548	14:50:12.738
2 -	39.977	25.700	1:05.677	66.21	5.484	14:51:18.415
3 -	38.660	25.337	1:03.997	67.95	3.804	14:52:22.412
4 -	39.264	25.238	1:04.502	67.41	4.309	14:53:26.914
5 -	38.188	25.372	1:03.560	68.41	3.367	14:54:30.474
6 -	37.971	25.118	1:03.089	68.92	2.896	14:55:33.563
7 -	38.049	26.140	1:04.189	67.74	3.996	14:56:37.752
8 -	38.061	24.717	1:02.778	69.26	2.585	14:57:40.530
9 -	36.792	25.111	1:01.903 (2)	70.24	1.710	14:58:42.433
10 -	37.808	24.486	1:02.294	69.80	2.101	14:59:44.727
11 -	37.574	24.471	1:02.045 (3)	70.08	1.852	15:00:46.772
12 -	36.274	23.919	1:00.193 (1)	72.24		15:01:46.965

P8 16 GPF Daniel WALLING			Honda RS125 - JD Services			
IDEAL LAP TIME : 1:00.927		BEST LAP TIME : 1:00.927		DIFFERENCE : 0.000		
LAP	SECTOR 1	SECTOR 2	LAP TIME	MPH	DIFF	TIME OF DAY
1 -		26.747	1:13.194	59.41	12.267	14:50:09.191
2 -	40.700	25.954	1:06.654	65.24	5.727	14:51:15.845
3 -	39.115	25.164	1:04.279	67.65	3.352	14:52:20.124
4 -	39.756	24.779	1:04.535	67.38	3.608	14:53:24.659
5 -	38.545	24.628	1:03.173	68.83	2.246	14:54:27.832

Weather / Track : Cloudy / Wet

Brands Hatch Indy
Circuit Length = 1.2079 miles
Start: 14:48 Flag 15:01 End: 15:02

BMCRC - MRO Championships 2015 - Rnd 1 @ Brands Hatch Indy

2-Stroke GP Series

RACE 10 - SECTOR ANALYSIS

SECTOR 1 = FL to I1, SECTOR 2 = I1 to I2, SECTOR 3 = I2 to FL, DIFF = Difference To Personal Best Lap

6 -	38.200	24.665	1:02.865	69.17	1.938	14:55:30.697
7 -	38.668	25.031	1:03.699	68.26	2.772	14:56:34.396
8 -	38.237	24.568	1:02.805 (3)	69.23	1.878	14:57:37.201
9 -	38.002	24.525	1:02.527 (2)	69.54	1.600	14:58:39.728
10 -	38.293	25.061	1:03.354	68.63	2.427	14:59:43.082
11 -	39.156	24.657	1:03.813	68.14	2.886	15:00:46.895
12 -	37.077	23.850	1:00.927 (1)	71.37		15:01:47.822

P9 9 GPF Connor THOMSON			Aprilia RS125 - Mark Christie / P&H Motorcycles			
IDEAL LAP TIME : 1:05.401		BEST LAP TIME : 1:05.594		DIFFERENCE : 0.193		
LAP	SECTOR 1	SECTOR 2	LAP TIME	MPH	DIFF	TIME OF DAY
1 -		27.015	1:15.959	57.24	10.365	14:50:11.956
2 -	41.645	27.429	1:09.074	62.95	3.480	14:51:21.030
3 -	40.306	26.890	1:07.196	64.71	1.602	14:52:28.226
4 -	39.993	26.377	1:06.370	65.52	0.776	14:53:34.596
5 -	39.831	26.360	1:06.191	65.69	0.597	14:54:40.787
6 -	39.883	26.158	1:06.041 (3)	65.84	0.447	14:55:46.828
7 -	39.711	27.082	1:06.793	65.10	1.199	14:56:53.621
8 -	39.547	26.179	1:05.726 (2)	66.16	0.132	14:57:59.347
9 -	40.857	26.276	1:07.133	64.77	1.539	14:59:06.480
10 -	40.217	26.383	1:06.600	65.29	1.006	15:00:13.080
11 -	39.243	26.351	1:05.594 (1)	66.29		15:01:18.674
12 -	40.000	26.376	1:06.376	65.51	0.782	15:02:25.050

P10 85 GPF Andrew WALES			MZ ETZ 250 - Illuminated Design Ltd			
IDEAL LAP TIME : 1:05.287		BEST LAP TIME : 1:05.475		DIFFERENCE : 0.188		
LAP	SECTOR 1	SECTOR 2	LAP TIME	MPH	DIFF	TIME OF DAY
1 -		27.002	1:17.695	55.96	12.220	14:50:13.692
2 -	40.587	26.835	1:07.422	64.49	1.947	14:51:21.114
3 -	40.730	26.662	1:07.392	64.52	1.917	14:52:28.506
4 -	40.581	26.340	1:06.921	64.98	1.446	14:53:35.427
5 -	40.316	26.157	1:06.473	65.41	0.998	14:54:41.900
6 -	39.753	26.077	1:05.830 (3)	66.05	0.355	14:55:47.730
7 -	40.169	26.054	1:06.223	65.66	0.748	14:56:53.953
8 -	39.818	25.925	1:05.743 (2)	66.14	0.268	14:57:59.696
9 -	40.711	26.487	1:07.198	64.71	1.723	14:59:06.894
10 -	40.387	26.261	1:06.648	65.24	1.173	15:00:13.542
11 -	39.362	26.113	1:05.475 (1)	66.41		15:01:19.017
12 -	39.751	26.446	1:06.197	65.69	0.722	15:02:25.214

P11 3 GP Tom BARRETT			Honda RS250 -			
IDEAL LAP TIME : 1:05.678		BEST LAP TIME : 1:06.075		DIFFERENCE : 0.397		
LAP	SECTOR 1	SECTOR 2	LAP TIME	MPH	DIFF	TIME OF DAY
1 -		28.862	1:20.612	53.94	14.537	14:50:16.609
2 -	41.962	26.048	1:08.010	63.94	1.935	14:51:24.619
3 -	40.169	26.622	1:06.791	65.10	0.716	14:52:31.410
4 -	40.915	25.929	1:06.844	65.05	0.769	14:53:38.254
5 -	39.749	26.326	1:06.075 (1)	65.81		14:54:44.329
6 -	40.203	26.042	1:06.245 (2)	65.64	0.170	14:55:50.574
7 -	40.615	26.458	1:07.073	64.83	0.998	14:56:57.647
8 -	40.688	26.050	1:06.738	65.15	0.663	14:58:04.385
9 -	40.246	27.589	1:07.835	64.10	1.760	14:59:12.220
10 -	43.741	26.170	1:09.911	62.20	3.836	15:00:22.131
11 -	40.539	25.977	1:06.516	65.37	0.441	15:01:28.647
12 -	40.183	26.267	1:06.450 (3)	65.44	0.375	15:02:35.097

P12 18 GP Peter BASILE			Yamaha Spondon TZ250B - PGB Motorcycles Ltd			
IDEAL LAP TIME : 1:06.534		BEST LAP TIME : 1:06.641		DIFFERENCE : 0.107		
LAP	SECTOR 1	SECTOR 2	LAP TIME	MPH	DIFF	TIME OF DAY
1 -		28.143	1:22.558	52.67	15.917	14:50:18.555

Weather / Track : Cloudy / Wet

Brands Hatch Indy
Circuit Length = 1.2079 miles
Start: 14:48 Flag 15:01 End: 15:02

BMCRC - MRO Championships 2015 - Rnd 1 @ Brands Hatch Indy

2-Stroke GP Series

RACE 10 - SECTOR ANALYSIS

SECTOR 1 = FL to I1, SECTOR 2 = I1 to I2, SECTOR 3 = I2 to FL, DIFF = Difference To Personal Best Lap

2 -	43.894	26.990	1:10.884	61.34	4.243	14:51:29.439
3 -	42.709	27.105	1:09.814	62.28	3.173	14:52:39.253
4 -	42.684	26.796	1:09.480	62.58	2.839	14:53:48.733
5 -	41.987	26.401	1:08.388	63.58	1.747	14:54:57.121
6 -	41.229	26.622	1:07.851 (3)	64.09	1.210	14:56:04.972
7 -	42.100	26.148	1:08.248	63.71	1.607	14:57:13.220
8 -	41.024	26.187	1:07.211 (2)	64.70	0.570	14:58:20.431
9 -	41.593	26.292	1:07.885	64.05	1.244	14:59:28.316
10 -	41.131	25.510	1:06.641 (1)	65.25		15:00:34.957
11 -	41.451	26.887	1:08.338	63.63	1.697	15:01:43.295

P13 88 GPF Michael STANLEY			Yamaha TZR -			
IDEAL LAP TIME : 1:07.402		BEST LAP TIME : 1:07.543	DIFFERENCE : 0.141			
LAP	SECTOR 1	SECTOR 2	LAP TIME	MPH	DIFF	TIME OF DAY
1 -		28.638	1:18.010	55.74	10.467	14:50:14.007
2 -	42.722	27.931	1:10.653	61.54	3.110	14:51:24.660
3 -	42.765	27.622	1:10.387	61.78	2.844	14:52:35.047
4 -	41.878	27.453	1:09.331	62.72	1.788	14:53:44.378
5 -	41.012	27.296	1:08.308	63.66	0.765	14:54:52.686
6 -	40.783	27.437	1:08.220 (3)	63.74	0.677	14:56:00.906
7 -	42.247	27.024	1:09.271	62.77	1.728	14:57:10.177
8 -	41.392	27.297	1:08.689	63.30	1.146	14:58:18.866
9 -	40.745	27.331	1:08.076 (2)	63.87	0.533	14:59:26.942
10 -	40.785	26.758	1:07.543 (1)	64.38		15:00:34.485
11 -	40.644	28.467	1:09.111	62.92	1.568	15:01:43.596

P14 83 GPF Pete GIBSON			Aprilia RS250 -			
IDEAL LAP TIME : 1:07.952		BEST LAP TIME : 1:08.183	DIFFERENCE : 0.231			
LAP	SECTOR 1	SECTOR 2	LAP TIME	MPH	DIFF	TIME OF DAY
1 -		27.316	1:18.490	55.40	10.307	14:50:14.487
2 -	42.429	27.749	1:10.178	61.96	1.995	14:51:24.665
3 -	41.923	26.260	1:08.183 (1)	63.77		14:52:32.848
4 -	41.703	26.480	1:08.183 (1)	63.77		14:53:41.031
5 -	41.692	27.017	1:08.709 (3)	63.29	0.526	14:54:49.740
6 -	43.366	27.268	1:10.634	61.56	2.451	14:56:00.374
7 -	44.862	28.108	1:12.970	59.59	4.787	14:57:13.344
8 -	43.607	27.101	1:10.708	61.50	2.525	14:58:24.052
9 -	43.087	27.782	1:10.869	61.36	2.686	14:59:34.921
10 -	44.269	27.660	1:11.929	60.45	3.746	15:00:46.850
11 -	44.124	27.490	1:11.614	60.72	3.431	15:01:58.464

P15 11 GPF Ian SLAUGHTER			MZ -			
IDEAL LAP TIME : 1:08.352		BEST LAP TIME : 1:08.352	DIFFERENCE : 0.000			
LAP	SECTOR 1	SECTOR 2	LAP TIME	MPH	DIFF	TIME OF DAY
1 -		28.478	1:21.576	53.30	13.224	14:50:17.573
2 -	42.736	28.148	1:10.884	61.34	2.532	14:51:28.457
3 -	42.232	27.984	1:10.216	61.93	1.864	14:52:38.673
4 -	42.629	28.080	1:10.709	61.50	2.357	14:53:49.382
5 -	43.476	27.821	1:11.297	60.99	2.945	14:55:00.679
6 -	42.040	28.579	1:10.619	61.57	2.267	14:56:11.298
7 -	43.430	27.941	1:11.371	60.92	3.019	14:57:22.669
8 -	41.588	27.703	1:09.291 (2)	62.75	0.939	14:58:31.960
9 -	41.904	27.914	1:09.818 (3)	62.28	1.466	14:59:41.778
10 -	42.415	27.783	1:10.198	61.94	1.846	15:00:51.976
11 -	41.359	26.993	1:08.352 (1)	63.62		15:02:00.328

P16 7 GP Paul STREETS			Suzuki RG500 - Phil Lovett Engineering			
IDEAL LAP TIME : 1:13.665		BEST LAP TIME : 1:13.665	DIFFERENCE : 0.000			
LAP	SECTOR 1	SECTOR 2	LAP TIME	MPH	DIFF	TIME OF DAY
1 -		30.171	1:25.896	50.62	12.231	14:50:21.893

Weather / Track : Cloudy / Wet

Brands Hatch Indy
Circuit Length = 1.2079 miles
Start: 14:48 Flag 15:01 End: 15:02

BMCRC - MRO Championships 2015 - Rnd 1 @ Brands Hatch Indy

2-Stroke GP Series

RACE 10 - SECTOR ANALYSIS

SECTOR 1 = FL to I1, SECTOR 2 = I1 to I2, SECTOR 3 = I2 to FL, DIFF = Difference To Personal Best Lap

2 -	44.996	28.669	1:13.665 (1)	59.03		14:51:35.558
3 -	46.101	29.600	1:15.701	57.44	2.036	14:52:51.259
4 -	47.433	28.990	1:16.423	56.90	2.758	14:54:07.682
5 -	46.238	29.332	1:15.570 (3)	57.54	1.905	14:55:23.252
6 -	47.410	29.529	1:16.939	56.52	3.274	14:56:40.191
7 -	46.670	29.111	1:15.781	57.38	2.116	14:57:55.972
8 -	46.546	29.341	1:15.887	57.30	2.222	14:59:11.859
9 -	47.480	29.078	1:16.558	56.80	2.893	15:00:28.417
10 -	46.088	29.365	1:15.453 (2)	57.63	1.788	15:01:43.870

P17 55 GPF Philip SHOEBRIDGE			Suzuki RGV250 -			
IDEAL LAP TIME : 1:09.119		BEST LAP TIME : 1:09.499	DIFFERENCE : 0.380			
LAP	SECTOR 1	SECTOR 2	LAP TIME	MPH	DIFF	TIME OF DAY
1 -		30.576	1:27.397	49.75	17.898	14:50:23.394
2 -	44.503	28.489	1:12.992	59.57	3.493	14:51:36.386
3 -	45.818	28.917	1:14.735	58.18	5.236	14:52:51.121
4 -	43.862	27.955	1:11.817	60.55	2.318	14:54:02.938
5 -	43.132	27.807	1:10.939	61.30	1.440	14:55:13.877
6 -	42.527	27.490	1:10.017	62.10	0.518	14:56:23.894
7 -	42.264	27.494	1:09.758 (3)	62.33	0.259	14:57:33.652
8 -	41.974	27.667	1:09.641 (2)	62.44	0.142	14:58:43.293
9 -	42.774	27.393	1:10.167	61.97	0.668	14:59:53.460
10 -	42.354	27.145	1:09.499 (1)	62.57		15:01:02.959

P18 82 GPF Mark TAYLOR			Yamaha TZ125 - Aspire Restorations			
IDEAL LAP TIME : 1:01.901		BEST LAP TIME : 1:02.333	DIFFERENCE : 0.432			
LAP	SECTOR 1	SECTOR 2	LAP TIME	MPH	DIFF	TIME OF DAY
1 -		25.352	1:14.202	58.60	11.869	14:50:10.199
2 -	39.815	25.696	1:05.511	66.37	3.178	14:51:15.710
3 -	38.471	25.483	1:03.954	67.99	1.621	14:52:19.664
4 -	39.051	25.357	1:04.408	67.51	2.075	14:53:24.072
5 -	38.568	24.661	1:03.229	68.77	0.896	14:54:27.301
6 -	38.341	24.441	1:02.782 (3)	69.26	0.449	14:55:30.083
7 -	39.219	24.613	1:03.832	68.12	1.499	14:56:33.915
8 -	38.497	24.260	1:02.757 (2)	69.29	0.424	14:57:36.672
9 -	37.641	24.692	1:02.333 (1)	69.76		14:58:39.005

P19 117 GPF Paul HENSON			Yamaha TZR250 -			
IDEAL LAP TIME : 1:09.087		BEST LAP TIME : 1:09.227	DIFFERENCE : 0.140			
LAP	SECTOR 1	SECTOR 2	LAP TIME	MPH	DIFF	TIME OF DAY
1 -		27.950	1:23.158	52.29	13.931	14:50:19.155
2 -	44.428	27.841	1:12.269	60.17	3.042	14:51:31.424
3 -	43.049	27.175	1:10.224	61.92	0.997	14:52:41.648
4 -	42.808	26.876	1:09.684 (3)	62.40	0.457	14:53:51.332
5 -	42.719	26.946	1:09.665 (2)	62.42	0.438	14:55:00.997
6 -	42.211	27.016	1:09.227 (1)	62.81		14:56:10.224

P20 17 GP Danny IMBERG			Yamaha TZ350 - Hertsmere Logistics			
IDEAL LAP TIME : 1:01.477		BEST LAP TIME : 1:01.491	DIFFERENCE : 0.014			
LAP	SECTOR 1	SECTOR 2	LAP TIME	MPH	DIFF	TIME OF DAY
1 -		24.510	1:06.631 (3)	65.26	5.140	14:50:02.628
2 -	36.967	24.524	1:01.491 (1)	70.71		14:51:04.119
3 -	38.200	24.514	1:02.714 (2)	69.34	1.223	14:52:06.833

P21 95 GP Matt TRUELOVE			Yamaha TZ250 -			
IDEAL LAP TIME : 59.052		BEST LAP TIME : 59.052	DIFFERENCE : 0.000			
LAP	SECTOR 1	SECTOR 2	LAP TIME	MPH	DIFF	TIME OF DAY
1 -		23.816	1:05.921 (2)	65.96	6.869	14:50:01.918
2 -	35.970	23.082	59.052 (1)	73.64		14:51:00.970

Weather / Track : Cloudy / Wet

Brands Hatch Indy
Circuit Length = 1.2079 miles
Start: 14:48 Flag 15:01 End: 15:02

BMCRC - MRO Championships 2015 - Rnd 1 @ Brands Hatch Indy

2-Stroke GP Series

RACE 10 - SECTOR ANALYSIS

SECTOR 1 = FL to I1, SECTOR 2 = I1 to I2, SECTOR 3 = I2 to FL, DIFF = Difference To Personal Best Lap

P22 78 GPF Virginia POWER		Kawasaki KR-1S 250 -				
IDEAL LAP TIME : 1:21.699		BEST LAP TIME : 1:27.448		DIFFERENCE : 5.749		
LAP	SECTOR 1	SECTOR 2	LAP TIME	MPH	DIFF	TIME OF DAY
1 -		30.997	1:27.448 (1)	49.72		14:50:23.445

P23 12 GP John HIORNS		Yamaha TZ350G - Dick Hiorns				
IDEAL LAP TIME :		BEST LAP TIME : 1:29.201		DIFFERENCE :		
LAP	SECTOR 1	SECTOR 2	LAP TIME	MPH	DIFF	TIME OF DAY
1 -		37.828	1:29.201 (1)	48.75		14:50:25.198

BMCRC - MRO Championships 2015 - Rnd 1 @ Brands Hatch Indy

2-Stroke GP Series

RACE 10 - BEST SECTORS

SECTOR 1			SECTOR 2			IDEAL / BEST COMPARISON						
POS	NO	NAME	TIME	NO	NAME	TIME	POS	NO	NAME	IDEAL	BEST	DIFF
									PERFECT LAP	59.052		
1	95	TRUELOVE	35.970	95	TRUELOVE	23.082	1	95	TRUELOVE	59.052	59.052	0.000
2	23	LLEWELLYN	36.274	20	DORSET	23.726	2	23	LLEWELLYN	1:00.193	1:00.193	0.000
3	96	SWARBRICK	36.845	16	WALLING	23.850	3	20	DORSET	1:00.706	1:00.706	0.000
4	17	IMBERG	36.967	13	FYSON	23.902	4	16	WALLING	1:00.927	1:00.927	0.000
5	20	DORSET	36.980	23	LLEWELLYN	23.919	5	13	FYSON	1:01.110	1:01.222	0.112
6	16	WALLING	37.077	6	BARBER	24.156	6	96	SWARBRICK	1:01.191	1:01.191	0.000
7	6	BARBER	37.131	82	TAYLOR	24.260	7	6	BARBER	1:01.287	1:01.691	0.404
8	13	FYSON	37.208	61	FOOKS	24.313	8	17	IMBERG	1:01.477	1:01.491	0.014
9	61	FOOKS	37.256	96	SWARBRICK	24.346	9	61	FOOKS	1:01.569	1:01.690	0.121
10	82	TAYLOR	37.641	17	IMBERG	24.510	10	82	TAYLOR	1:01.901	1:02.333	0.432
11	9	THOMSON	39.243	18	BASILE	25.510	11	85	WALES	1:05.287	1:05.475	0.188
12	85	WALES	39.362	85	WALES	25.925	12	9	THOMSON	1:05.401	1:05.594	0.193
13	3	BARRETT	39.749	3	BARRETT	25.929	13	3	BARRETT	1:05.678	1:06.075	0.397
14	88	STANLEY	40.644	9	THOMSON	26.158	14	18	BASILE	1:06.534	1:06.641	0.107
15	18	BASILE	41.024	83	GIBSON	26.260	15	88	STANLEY	1:07.402	1:07.543	0.141
16	11	SLAUGHTER	41.359	88	STANLEY	26.758	16	83	GIBSON	1:07.952	1:08.183	0.231
17	83	GIBSON	41.692	117	HENSON	26.876	17	11	SLAUGHTER	1:08.352	1:08.352	0.000
18	55	SHOEBRIDGE	41.974	11	SLAUGHTER	26.993	18	117	HENSON	1:09.087	1:09.227	0.140
19	117	HENSON	42.211	55	SHOEBRIDGE	27.145	19	55	SHOEBRIDGE	1:09.119	1:09.499	0.380
20	7	STREETS	44.996	7	STREETS	28.669	20	7	STREETS	1:13.665	1:13.665	0.000
21	78	POWER	50.702	78	POWER	30.997	21	78	POWER	1:21.699	1:27.448	5.749
22				12	HIORNS	37.828	22	12	HIORNS		1:29.201	
23							23	76	ROGERS		1:00.433	
24												
25												

Weather / Track : Cloudy / Wet

Results can be found at www.tsl-timing.com

Brands Hatch Indy
 Circuit Length = 1.2079 miles
 Start: 14:48 Flag 15:01 End: 15:02

Printed - 15:03 Sunday, 29 March 2015

BMCRC - MRO Championships 2015 - Rnd 1 @ Brands Hatch Indy

2-Stroke GP Series

RACE 20 - GRID



ROW 9				25	41	Paul BOWLING					
ROW 8	24	125	Ben MILES	23	12	John HIORNS	22	78	Virginia POWER		
ROW 7			21	95	Matt TRUELOVE	20	17	Danny IMBERG	19	117	Paul HENSON
ROW 6	18	82	Mark TAYLOR	17	55	Philip SHOEBRIDGE	16	7	Paul STREETS		
ROW 5			15	11	Ian SLAUGHTER	14	83	Pete GIBSON	13	88	Michael STANLEY
ROW 4	12	18	Peter BASILE	11	3	Tom BARRETT	10	85	Andrew WALES		
ROW 3			9	9	Connor THOMSON	8	16	Daniel WALLING	7	23	Sam LLEWELLYN
ROW 2	6	20	Gordon DORSET	5	61	Oliver FOOKS	4	76	Chris ROGERS		
ROW 1			3	6	Matt BARBER	2	96	Scott SWARBRICK	1	13	Paul FYSON
Pole											

Brands Hatch Indy
Circuit Length = 1.2079 miles

These results are provisional until the conclusion of any judicial and technical matters.

Clerk Of Course :		Timekeeper :
-------------------	--	--------------

Results can be found at www.tsl-timing.com

Printed - 15:06 Sunday, 29 March 2015



BMCRC - MRO Championships 2015 - Rnd 1 @ Brands Hatch Indy

2-Stroke GP Series

RACE 20 - CLASSIFICATION



POS	NO	CL	PIC NAME	ENTRY	LAPS	TIME	GAP	DIFF	MPH	BEST	ON
1	95	GP	1 Matt TRUELOVE	Yamaha TZ250 -	12	12:18.310			70.67	59.405	11
2	13	GP	2 Paul FYSON	Yamaha TZ250 - Aspire Restorations	12	12:32.838	14.528	14.528	69.31	1:01.222	7
3	20	GP	3 Gordon DORSET	Yamaha TZ250 -	12	12:35.630	17.320	2.792	69.05	1:01.345	5
4	23	GPF	1 Sam LLEWELLYN	Honda RS125 - Anglian Fasteners	12	12:42.534	24.224	6.904	68.43	1:00.747	12
5	96	GPF	2 Scott SWARBRICK	Honda RS125GP - Staggered	12	12:42.627	24.317	0.093	68.42	1:02.365	6
6	16	GPF	3 Daniel WALLING	Honda RS125 - JD Services	12	12:44.376	26.066	1.749	68.26	1:01.517	12
7	61	GPF	4 Oliver FOOKS	Aprilia RS250 -	12	13:21.327	1:03.017	36.951	65.12	1:05.595	9
8	12	GP	4 John HIORNS	Yamaha TZ350G - Dick Hiorns	12	13:21.617	1:03.307	0.290	65.09	1:05.135	12
9	83	GPF	5 Pete GIBSON	Aprilia RS250 -	11	12:37.505	1 Lap	1 Lap	63.14	1:06.783	11
10	7	GP	5 Paul STREETS	Suzuki RG500 - Phil Lovett Engineering	11	12:57.556	1 Lap	20.051	61.51	1:08.004	11
11	11	GPF	6 Ian SLAUGHTER	MZ -	11	12:59.474	1 Lap	1.918	61.36	1:08.580	11
12	55	GPF	7 Philip SHOEBRIDGE	Suzuki RGV250 -	11	13:09.035	1 Lap	9.561	60.62	1:09.464	11

NOT CLASSIFIED

DNF	76	GPF	Chris ROGERS	Honda RS 125 -	10	10:24.830	2 Laps	1 Lap	69.59	59.977	10
DNF	3	GP	Tom BARRETT	Honda RS250 -	1	1:20.575	11 Laps	9 Laps	53.96	1:20.575	1

FASTEST LAP

95	GP	Matt TRUELOVE	Yamaha TZ250 -	11	59.405	73.20 mph	117.80 kph
76	GPF	Chris ROGERS	Honda RS 125 -	10	59.977	72.50 mph	116.68 kph

Class GP - 90% of Race Speed = 63.60 mph

Class GPF - 90% of Race Speed = 61.58 mph

Brands Hatch Indy

Circuit Length = 1.2079 miles

Start: 18:07 Flag 18:19 End: 18:20

Weather / Track : Cloudy / Wet

These results are provisional until the conclusion of any judicial and technical matters.

Clerk Of Course :	Timekeeper :
-------------------	--------------

Results can be found at www.tsl-timing.com

Printed - 18:21 Sunday, 29 March 2015



BMCRC - MRO Championships 2015 - Rnd 1 @ Brands Hatch Indy

2-Stroke GP Series

RACE 20 - LAP CHART

LAP 1 @ 18:08:31.617

NO	BEHIND	LAP TIME
13		1:09.050
96	1.489	1:10.539
20	1.760	1:10.810
95	2.313	1:11.363
16	2.590	1:11.640
76	3.543	1:12.593
61	3.664	1:12.714
23	4.026	1:13.076
12	7.198	1:16.248
83	10.292	1:19.342
11	10.751	1:19.801
3	11.525	1:20.575
55	12.379	1:21.429
7	12.950	1:22.000

LAP 2 @ 18:09:34.746

NO	BEHIND	LAP TIME
13		1:03.129
95	0.500	1:01.316
20	1.672	1:03.041
96	2.026	1:03.666
16	3.322	1:03.861
76	3.410	1:02.996
23	5.815	1:04.918
61	6.842	1:06.307
12	10.144	1:06.075
83	16.202	1:09.039
11	17.843	1:10.221
55	21.192	1:11.942
7	21.262	1:11.441

LAP 3 @ 18:10:35.684

NO	BEHIND	LAP TIME
95		1:00.438
13	1.469	1:02.407
20	2.376	1:01.642
76	4.617	1:02.145
96	4.644	1:03.556
16	5.804	1:03.420
23	8.389	1:03.512
61	11.639	1:05.735
12	14.761	1:05.555
83	23.937	1:08.673
11	25.967	1:09.062
7	30.453	1:10.129
55	32.308	1:12.054

LAP 4 @ 18:11:35.812

NO	BEHIND	LAP TIME
95		1:00.128
13	3.006	1:01.665
20	4.534	1:02.286
76	5.647	1:01.158
96	7.078	1:02.562
16	8.708	1:03.032
23	11.073	1:02.812
61	17.501	1:05.990
12	20.332	1:05.699
83	32.822	1:09.013
11	35.249	1:09.410

7	39.920	1:09.595
55	43.816	1:11.636

LAP 5 @ 18:12:35.603

NO	BEHIND	LAP TIME
95		59.791
13	5.165	1:01.950
20	6.088	1:01.345
76	6.774	1:00.918
96	9.779	1:02.492
16	12.332	1:03.415
23	13.876	1:02.594
61	24.434	1:06.724
12	26.943	1:06.402
83	41.141	1:08.110
11	46.294	1:10.836
7	50.113	1:09.984
55	55.313	1:11.288

LAP 6 @ 18:13:35.723

NO	BEHIND	LAP TIME
95		1:00.120
13	6.507	1:01.462
20	7.416	1:01.448
76	7.840	1:01.186
96	12.024	1:02.365
16	15.454	1:03.242
23	16.028	1:02.272
61	31.041	1:06.727
12	32.975	1:06.152
83	49.049	1:08.028
11	56.710	1:10.536
7	59.776	1:09.783

LAP 7 @ 18:14:35.595

NO	BEHIND	LAP TIME
95		59.872
55	1 Lap	1:10.964
13	7.857	1:01.222
76	8.593	1:00.625
20	9.277	1:01.733
96	16.305	1:04.153
16	19.040	1:03.458
23	19.425	1:03.269
61	37.825	1:06.656
12	39.369	1:06.266
83	56.397	1:07.220

LAP 8 @ 18:15:36.115

NO	BEHIND	LAP TIME
95		1:00.520
11	1 Lap	1:10.633
7	1 Lap	1:09.620
13	9.219	1:01.882
76	9.837	1:01.764
20	12.323	1:03.566
55	1 Lap	1:10.202
96	18.404	1:02.619
16	21.632	1:03.112
23	22.093	1:03.188
61	43.800	1:06.495
12	44.748	1:05.899

LAP 9 @ 18:16:36.863

NO	BEHIND	LAP TIME
95		1:00.748
83	1 Lap	1:07.289
76	10.557	1:01.468
13	10.910	1:02.439
20	15.953	1:04.378
11	1 Lap	1:10.456
7	1 Lap	1:08.877
96	20.042	1:02.386
23	23.581	1:02.236
16	23.957	1:03.073
55	1 Lap	1:10.109
61	48.647	1:05.595
12	50.021	1:06.021

LAP 10 @ 18:17:36.906

NO	BEHIND	LAP TIME
95		1:00.043
83	1 Lap	1:07.096
76	10.491	59.977
13	13.414	1:02.547
20	17.411	1:01.501
96	22.890	1:02.891
7	1 Lap	1:08.078
23	25.708	1:02.170
16	26.195	1:02.281
11	1 Lap	1:09.818
55	1 Lap	1:09.584
61	55.048	1:06.444
12	55.742	1:05.764

LAP 11 @ 18:18:36.311

NO	BEHIND	LAP TIME
95		59.405
13	16.928	1:02.919
83	1 Lap	1:06.912
20	19.560	1:01.554
96	25.851	1:02.366
23	28.043	1:01.740
16	29.115	1:02.325
7	1 Lap	1:10.045
11	1 Lap	1:10.121
55	1 Lap	1:10.363
61	1:01.449	1:05.806
12	1:02.738	1:06.401

LAP 12 @ 18:19:40.877

NO	BEHIND	LAP TIME
95		1:04.566
13	14.528	1:02.166
20	17.320	1:02.326
83	1 Lap	1:06.783
23	24.224	1:00.747
96	24.317	1:03.032
16	26.066	1:01.517
7	1 Lap	1:08.004
11	1 Lap	1:08.580
55	1 Lap	1:09.464
61	1:03.017	1:06.134
12	1:03.307	1:05.135

Weather / Track : Cloudy / Wet

Results can be found at www.tsl-timing.com

Brands Hatch Indy
Circuit Length = 1.2079 miles
Start: 18:07 Flag 18:19 End: 18:20

Printed - 18:21 Sunday, 29 March 2015

BMCRC - MRO Championships 2015 - Rnd 1 @ Brands Hatch Indy

2-Stroke GP Series

RACE 20 - SECTOR ANALYSIS

SECTOR 1 = FL to I1, SECTOR 2 = I1 to I2, SECTOR 3 = I2 to FL, DIFF = Difference To Personal Best Lap

P1 95 GP Matt TRUELOVE			Yamaha TZ250 -			
IDEAL LAP TIME : 59.405		BEST LAP TIME : 59.405		DIFFERENCE : 0.000		
LAP	SECTOR 1	SECTOR 2	LAP TIME	MPH	DIFF	TIME OF DAY
1 -		24.622	1:11.363	60.93	11.958	18:08:33.930
2 -	37.060	24.256	1:01.316	70.92	1.911	18:09:35.246
3 -	36.589	23.849	1:00.438	71.95	1.033	18:10:35.684
4 -	36.148	23.980	1:00.128	72.32	0.723	18:11:35.812
5 -	36.210	23.581	59.791 (2)	72.73	0.386	18:12:35.603
6 -	36.442	23.678	1:00.120	72.33	0.715	18:13:35.723
7 -	35.990	23.882	59.872 (3)	72.63	0.467	18:14:35.595
8 -	36.681	23.839	1:00.520	71.85	1.115	18:15:36.115
9 -	36.574	24.174	1:00.748	71.58	1.343	18:16:36.863
10 -	36.124	23.919	1:00.043	72.42	0.638	18:17:36.906
11 -	35.960	23.445	59.405 (1)	73.20		18:18:36.311
12 -	37.806	26.760	1:04.566	67.35	5.161	18:19:40.877

P2 13 GP Paul FYSON			Yamaha TZ250 - Aspire Restorations			
IDEAL LAP TIME : 1:01.222		BEST LAP TIME : 1:01.222		DIFFERENCE : 0.000		
LAP	SECTOR 1	SECTOR 2	LAP TIME	MPH	DIFF	TIME OF DAY
1 -		25.420	1:09.050	62.97	7.828	18:08:31.617
2 -	38.050	25.079	1:03.129	68.88	1.907	18:09:34.746
3 -	37.993	24.414	1:02.407	69.68	1.185	18:10:37.153
4 -	37.283	24.382	1:01.665 (3)	70.51	0.443	18:11:38.818
5 -	37.591	24.359	1:01.950	70.19	0.728	18:12:40.768
6 -	37.249	24.213	1:01.462 (2)	70.75	0.240	18:13:42.230
7 -	37.134	24.088	1:01.222 (1)	71.03		18:14:43.452
8 -	37.453	24.429	1:01.882	70.27	0.660	18:15:45.334
9 -	37.350	25.089	1:02.439	69.64	1.217	18:16:47.773
10 -	37.779	24.768	1:02.547	69.52	1.325	18:17:50.320
11 -	37.563	25.356	1:02.919	69.11	1.697	18:18:53.239
12 -	37.604	24.562	1:02.166	69.95	0.944	18:19:55.405

P3 20 GP Gordon DORSET			Yamaha TZ250 -			
IDEAL LAP TIME : 1:01.028		BEST LAP TIME : 1:01.345		DIFFERENCE : 0.317		
LAP	SECTOR 1	SECTOR 2	LAP TIME	MPH	DIFF	TIME OF DAY
1 -		25.305	1:10.810	61.41	9.465	18:08:33.377
2 -	38.375	24.666	1:03.041	68.98	1.696	18:09:36.418
3 -	37.371	24.271	1:01.642	70.54	0.297	18:10:38.060
4 -	37.954	24.332	1:02.286	69.81	0.941	18:11:40.346
5 -	37.486	23.859	1:01.345 (1)	70.88		18:12:41.691
6 -	37.380	24.068	1:01.448 (2)	70.76	0.103	18:13:43.139
7 -	37.854	23.879	1:01.733	70.44	0.388	18:14:44.872
8 -	38.981	24.585	1:03.566	68.41	2.221	18:15:48.438
9 -	39.191	25.187	1:04.378	67.54	3.033	18:16:52.816
10 -	37.406	24.095	1:01.501 (3)	70.70	0.156	18:17:54.317
11 -	37.169	24.385	1:01.554	70.64	0.209	18:18:55.871
12 -	37.873	24.453	1:02.326	69.77	0.981	18:19:58.197

P4 23 GPF Sam LLEWELLYN			Honda RS125 - Anglian Fasteners			
IDEAL LAP TIME : 1:00.705		BEST LAP TIME : 1:00.747		DIFFERENCE : 0.042		
LAP	SECTOR 1	SECTOR 2	LAP TIME	MPH	DIFF	TIME OF DAY
1 -		26.042	1:13.076	59.50	12.329	18:08:35.643
2 -	39.512	25.406	1:04.918	66.98	4.171	18:09:40.561
3 -	37.899	25.613	1:03.512	68.46	2.765	18:10:44.073
4 -	37.986	24.826	1:02.812	69.23	2.065	18:11:46.885
5 -	37.728	24.866	1:02.594	69.47	1.847	18:12:49.479
6 -	37.405	24.867	1:02.272	69.83	1.525	18:13:51.751
7 -	38.048	25.221	1:03.269	68.73	2.522	18:14:55.020
8 -	37.967	25.221	1:03.188	68.82	2.441	18:15:58.208
9 -	37.293	24.943	1:02.236	69.87	1.489	18:17:00.444

Weather / Track : Cloudy / Wet

Brands Hatch Indy
Circuit Length = 1.2079 miles
Start: 18:07 Flag 18:19 End: 18:20

BMCRC - MRO Championships 2015 - Rnd 1 @ Brands Hatch Indy

2-Stroke GP Series

RACE 20 - SECTOR ANALYSIS

SECTOR 1 = FL to I1, SECTOR 2 = I1 to I2, SECTOR 3 = I2 to FL, DIFF = Difference To Personal Best Lap

10 -	37.104	25.066	1:02.170 (3)	69.94	1.423	18:18:02.614
11 -	37.216	24.524	1:01.740 (2)	70.43	0.993	18:19:04.354
12 -	36.181	24.566	1:00.747 (1)	71.58		18:20:05.101

P5 96 GPF Scott SWARBRICK		Honda RS125GP - Staggered				
IDEAL LAP TIME : 1:01.719		BEST LAP TIME : 1:02.365		DIFFERENCE : 0.646		
LAP	SECTOR 1	SECTOR 2	LAP TIME	MPH	DIFF	TIME OF DAY
1 -		25.488	1:10.539	61.64	8.174	18:08:33.106
2 -	38.339	25.327	1:03.666	68.30	1.301	18:09:36.772
3 -	38.307	25.249	1:03.556	68.42	1.191	18:10:40.328
4 -	37.774	24.788	1:02.562	69.50	0.197	18:11:42.890
5 -	37.701	24.791	1:02.492	69.58	0.127	18:12:45.382
6 -	37.438	24.927	1:02.365 (1)	69.72		18:13:47.747
7 -	39.023	25.130	1:04.153	67.78	1.788	18:14:51.900
8 -	37.924	24.695	1:02.619	69.44	0.254	18:15:54.519
9 -	37.489	24.897	1:02.386 (3)	69.70	0.021	18:16:56.905
10 -	37.713	25.178	1:02.891	69.14	0.526	18:17:59.796
11 -	37.024	25.342	1:02.366 (2)	69.72	0.001	18:19:02.162
12 -	37.864	25.168	1:03.032	68.99	0.667	18:20:05.194

P6 16 GPF Daniel WALLING		Honda RS125 - JD Services				
IDEAL LAP TIME : 1:01.347		BEST LAP TIME : 1:01.517		DIFFERENCE : 0.170		
LAP	SECTOR 1	SECTOR 2	LAP TIME	MPH	DIFF	TIME OF DAY
1 -		25.495	1:11.640	60.70	10.123	18:08:34.207
2 -	38.604	25.257	1:03.861	68.09	2.344	18:09:38.068
3 -	38.347	25.073	1:03.420	68.56	1.903	18:10:41.488
4 -	38.174	24.858	1:03.032	68.99	1.515	18:11:44.520
5 -	38.237	25.178	1:03.415	68.57	1.898	18:12:47.935
6 -	38.226	25.016	1:03.242	68.76	1.725	18:13:51.177
7 -	38.295	25.163	1:03.458	68.52	1.941	18:14:54.635
8 -	38.222	24.890	1:03.112	68.90	1.595	18:15:57.747
9 -	37.951	25.122	1:03.073	68.94	1.556	18:17:00.820
10 -	37.660	24.621	1:02.281 (2)	69.82	0.764	18:18:03.101
11 -	37.825	24.500	1:02.325 (3)	69.77	0.808	18:19:05.426
12 -	36.847	24.670	1:01.517 (1)	70.68		18:20:06.943

P7 61 GPF Oliver FOOKS		Aprilia RS250 -				
IDEAL LAP TIME : 1:05.560		BEST LAP TIME : 1:05.595		DIFFERENCE : 0.035		
LAP	SECTOR 1	SECTOR 2	LAP TIME	MPH	DIFF	TIME OF DAY
1 -		26.268	1:12.714	59.80	7.119	18:08:35.281
2 -	40.221	26.086	1:06.307	65.58	0.712	18:09:41.588
3 -	39.526	26.209	1:05.735 (2)	66.15	0.140	18:10:47.323
4 -	39.882	26.108	1:05.990	65.89	0.395	18:11:53.313
5 -	40.311	26.413	1:06.724	65.17	1.129	18:13:00.037
6 -	40.490	26.237	1:06.727	65.17	1.132	18:14:06.764
7 -	40.313	26.343	1:06.656	65.23	1.061	18:15:13.420
8 -	39.844	26.651	1:06.495	65.39	0.900	18:16:19.915
9 -	39.548	26.047	1:05.595 (1)	66.29		18:17:25.510
10 -	40.102	26.342	1:06.444	65.44	0.849	18:18:31.954
11 -	39.513	26.293	1:05.806 (3)	66.08	0.211	18:19:37.760
12 -	40.056	26.078	1:06.134	65.75	0.539	18:20:43.894

P8 12 GP John HIORNS		Yamaha TZ350G - Dick Hiorns				
IDEAL LAP TIME : 1:04.823		BEST LAP TIME : 1:05.135		DIFFERENCE : 0.312		
LAP	SECTOR 1	SECTOR 2	LAP TIME	MPH	DIFF	TIME OF DAY
1 -		26.358	1:16.248	57.03	11.113	18:08:38.815
2 -	40.410	25.665	1:06.075	65.81	0.940	18:09:44.890
3 -	40.058	25.497	1:05.555 (2)	66.33	0.420	18:10:50.445
4 -	39.877	25.822	1:05.699 (3)	66.18	0.564	18:11:56.144
5 -	40.573	25.829	1:06.402	65.48	1.267	18:13:02.546

Weather / Track : Cloudy / Wet

Brands Hatch Indy
Circuit Length = 1.2079 miles
Start: 18:07 Flag 18:19 End: 18:20

BMCRC - MRO Championships 2015 - Rnd 1 @ Brands Hatch Indy

2-Stroke GP Series

RACE 20 - SECTOR ANALYSIS

SECTOR 1 = FL to I1, SECTOR 2 = I1 to I2, SECTOR 3 = I2 to FL, DIFF = Difference To Personal Best Lap

6 -	40.297	25.855	1:06.152	65.73	1.017	18:14:08.698
7 -	40.268	25.998	1:06.266	65.62	1.131	18:15:14.964
8 -	40.073	25.826	1:05.899	65.98	0.764	18:16:20.863
9 -	40.341	25.680	1:06.021	65.86	0.886	18:17:26.884
10 -	40.106	25.658	1:05.764	66.12	0.629	18:18:32.648
11 -	40.450	25.951	1:06.401	65.49	1.266	18:19:39.049
12 -	39.326	25.809	1:05.135 (1)	66.76		18:20:44.184

P9 83 GPF Pete GIBSON			Aprilia RS250 -			
IDEAL LAP TIME : 1:06.518		BEST LAP TIME : 1:06.783		DIFFERENCE : 0.265		
LAP	SECTOR 1	SECTOR 2	LAP TIME	MPH	DIFF	TIME OF DAY
1 -		28.431	1:19.342	54.80	12.559	18:08:41.909
2 -	42.467	26.572	1:09.039	62.98	2.256	18:09:50.948
3 -	41.690	26.983	1:08.673	63.32	1.890	18:10:59.621
4 -	42.181	26.832	1:09.013	63.01	2.230	18:12:08.634
5 -	41.376	26.734	1:08.110	63.84	1.327	18:13:16.744
6 -	41.575	26.453	1:08.028	63.92	1.245	18:14:24.772
7 -	41.149	26.071	1:07.220	64.69	0.437	18:15:31.992
8 -	40.990	26.299	1:07.289	64.62	0.506	18:16:39.281
9 -	41.062	26.034	1:07.096 (3)	64.81	0.313	18:17:46.377
10 -	40.484	26.428	1:06.912 (2)	64.98	0.129	18:18:53.289
11 -	40.603	26.180	1:06.783 (1)	65.11		18:20:00.072

P10 7 GP Paul STREETS			Suzuki RG500 - Phil Lovett Engineering			
IDEAL LAP TIME : 1:07.254		BEST LAP TIME : 1:08.004		DIFFERENCE : 0.750		
LAP	SECTOR 1	SECTOR 2	LAP TIME	MPH	DIFF	TIME OF DAY
1 -		28.431	1:22.000	53.03	13.996	18:08:44.567
2 -	43.845	27.596	1:11.441	60.86	3.437	18:09:56.008
3 -	42.735	27.394	1:10.129	62.00	2.125	18:11:06.137
4 -	42.322	27.273	1:09.595	62.48	1.591	18:12:15.732
5 -	42.511	27.473	1:09.984	62.13	1.980	18:13:25.716
6 -	42.645	27.138	1:09.783	62.31	1.779	18:14:35.499
7 -	42.765	26.855	1:09.620	62.46	1.616	18:15:45.119
8 -	42.138	26.739	1:08.877 (3)	63.13	0.873	18:16:53.996
9 -	42.067	26.011	1:08.078 (2)	63.87	0.074	18:18:02.074
10 -	42.753	27.292	1:10.045	62.08	2.041	18:19:12.119
11 -	41.243	26.761	1:08.004 (1)	63.94		18:20:20.123

P11 11 GPF Ian SLAUGHTER			MZ -			
IDEAL LAP TIME : 1:08.580		BEST LAP TIME : 1:08.580		DIFFERENCE : 0.000		
LAP	SECTOR 1	SECTOR 2	LAP TIME	MPH	DIFF	TIME OF DAY
1 -		28.740	1:19.801	54.49	11.221	18:08:42.368
2 -	42.126	28.095	1:10.221	61.92	1.641	18:09:52.589
3 -	41.517	27.545	1:09.062 (2)	62.96	0.482	18:11:01.651
4 -	41.468	27.942	1:09.410 (3)	62.65	0.830	18:12:11.061
5 -	43.155	27.681	1:10.836	61.38	2.256	18:13:21.897
6 -	42.420	28.116	1:10.536	61.65	1.956	18:14:32.433
7 -	42.406	28.227	1:10.633	61.56	2.053	18:15:43.066
8 -	42.396	28.060	1:10.456	61.72	1.876	18:16:53.522
9 -	41.850	27.968	1:09.818	62.28	1.238	18:18:03.340
10 -	41.920	28.201	1:10.121	62.01	1.541	18:19:13.461
11 -	41.271	27.309	1:08.580 (1)	63.40		18:20:22.041

P12 55 GPF Philip SHOEBRIDGE			Suzuki RGV250 -			
IDEAL LAP TIME : 1:09.359		BEST LAP TIME : 1:09.464		DIFFERENCE : 0.105		
LAP	SECTOR 1	SECTOR 2	LAP TIME	MPH	DIFF	TIME OF DAY
1 -		28.882	1:21.429	53.40	11.965	18:08:43.996
2 -	43.812	28.130	1:11.942	60.44	2.478	18:09:55.938
3 -	44.116	27.938	1:12.054	60.35	2.590	18:11:07.992
4 -	43.653	27.983	1:11.636	60.70	2.172	18:12:19.628

Weather / Track : Cloudy / Wet

Brands Hatch Indy
Circuit Length = 1.2079 miles
Start: 18:07 Flag 18:19 End: 18:20

BMCRC - MRO Championships 2015 - Rnd 1 @ Brands Hatch Indy

2-Stroke GP Series

RACE 20 - SECTOR ANALYSIS

SECTOR 1 = FL to I1, SECTOR 2 = I1 to I2, SECTOR 3 = I2 to FL, DIFF = Difference To Personal Best Lap

5 -	43.494	27.794	1:11.288	61.00	1.824	18:13:30.916
6 -	43.464	27.500	1:10.964	61.27	1.500	18:14:41.880
7 -	42.585	27.617	1:10.202	61.94	0.738	18:15:52.082
8 -	42.372	27.737	1:10.109 (3)	62.02	0.645	18:17:02.191
9 -	42.275	27.309	1:09.584 (2)	62.49	0.120	18:18:11.775
10 -	42.446	27.917	1:10.363	61.80	0.899	18:19:22.138
11 -	42.050	27.414	1:09.464 (1)	62.60		18:20:31.602

P13 76 GPF Chris ROGERS

Honda RS 125 -

IDEAL LAP TIME : 59.972

BEST LAP TIME : 59.977

DIFFERENCE : 0.005

LAP	SECTOR 1	SECTOR 2	LAP TIME	MPH	DIFF	TIME OF DAY
1 -		25.754	1:12.593	59.90	12.616	18:08:35.160
2 -	37.792	25.204	1:02.996	69.02	3.019	18:09:38.156
3 -	37.593	24.552	1:02.145	69.97	2.168	18:10:40.301
4 -	37.162	23.996	1:01.158	71.10	1.181	18:11:41.459
5 -	36.821	24.097	1:00.918 (3)	71.38	0.941	18:12:42.377
6 -	37.330	23.856	1:01.186	71.07	1.209	18:13:43.563
7 -	36.850	23.775	1:00.625 (2)	71.72	0.648	18:14:44.188
8 -	36.809	24.955	1:01.764	70.40	1.787	18:15:45.952
9 -	37.220	24.248	1:01.468	70.74	1.491	18:16:47.420
10 -	36.302	23.675	59.977 (1)	72.50		18:17:47.397

P14 3 GP Tom BARRETT

Honda RS250 -

IDEAL LAP TIME :

BEST LAP TIME : 1:20.575

DIFFERENCE :

LAP	SECTOR 1	SECTOR 2	LAP TIME	MPH	DIFF	TIME OF DAY
1 -		31.773	1:20.575 (1)	53.96		18:08:43.142

BMCRC - MRO Championships 2015 - Rnd 1 @ Brands Hatch Indy

2-Stroke GP Series

RACE 20 - BEST SECTORS

SECTOR 1			SECTOR 2			IDEAL / BEST COMPARISON						
POS	NO	NAME	TIME	NO	NAME	TIME	POS	NO	NAME	IDEAL	BEST	DIFF
									PERFECT LAP	59.405		
1	95	TRUELOVE	35.960	95	TRUELOVE	23.445	1	95	TRUELOVE	59.405	59.405	0.000
2	23	LLEWELLYN	36.181	76	ROGERS	23.675	2	76	ROGERS	59.972	59.977	0.005
3	76	ROGERS	36.297	20	DORSET	23.859	3	23	LLEWELLYN	1:00.705	1:00.747	0.042
4	16	WALLING	36.847	13	FYSON	24.088	4	20	DORSET	1:01.028	1:01.345	0.317
5	96	SWARBRICK	37.024	16	WALLING	24.500	5	13	FYSON	1:01.222	1:01.222	0.000
6	13	FYSON	37.134	23	LLEWELLYN	24.524	6	16	WALLING	1:01.347	1:01.517	0.170
7	20	DORSET	37.169	96	SWARBRICK	24.695	7	96	SWARBRICK	1:01.719	1:02.365	0.646
8	12	HIORNS	39.326	12	HIORNS	25.497	8	12	HIORNS	1:04.823	1:05.135	0.312
9	61	FOOKS	39.513	7	STREETS	26.011	9	61	FOOKS	1:05.560	1:05.595	0.035
10	83	GIBSON	40.484	83	GIBSON	26.034	10	83	GIBSON	1:06.518	1:06.783	0.265
11	7	STREETS	41.243	61	FOOKS	26.047	11	7	STREETS	1:07.254	1:08.004	0.750
12	11	SLAUGHTER	41.271	55	SHOEBRIDGE	27.309	12	11	SLAUGHTER	1:08.580	1:08.580	0.000
13	55	SHOEBRIDGE	42.050	11	SLAUGHTER	27.309	13	55	SHOEBRIDGE	1:09.359	1:09.464	0.105
14				3	BARRETT	31.773	14	3	BARRETT		1:20.575	

Weather / Track : Cloudy / Wet

Results can be found at www.tsl-timing.com

Brands Hatch Indy
Circuit Length = 1.2079 miles
Start: 18:07 Flag 18:19 End: 18:20

Printed - 18:22 Sunday, 29 March 2015



BMCRC Formula 400 inc Sub 64

Brands Hatch Indy

28th & 29th March 2015



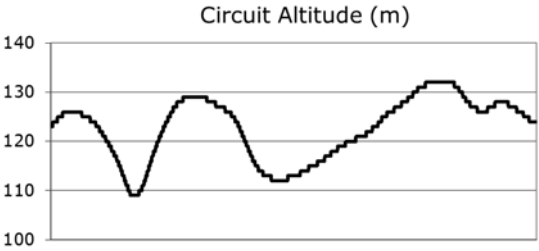
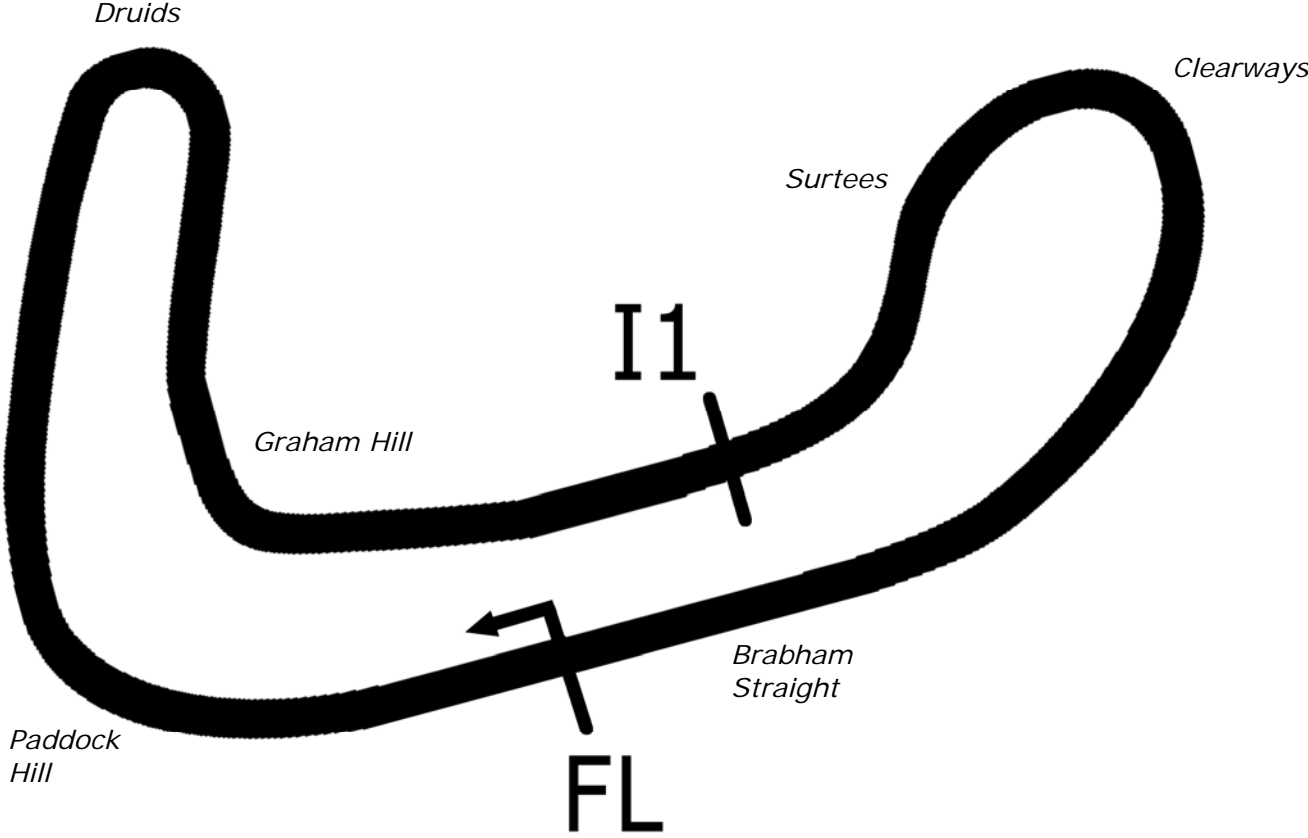
Results Provided by Timing Solutions Ltd
www.tsl-timing.com

Brands Hatch Indy



SPORTS TIMING

TIMING SOLUTIONS LTD



Length	1.2079 miles	1944.0 m	
FL		51.36032 N	0.26032 E
I1	1112m	51.35934 N	0.25955 E
Pit Entry	1669m	51.35911 N	0.25743 E
Pit Exit	83m after FL	51.36017 N	0.26051 E
Pit Entry–Pit Exit 332m, 19.9s @60kph, 14.9s @80kph			

All results available at www.tsl-timing.com

BMCRC - MRO Championships 2015 - Rnd 1 @ Brands Hatch Indy

EDlasia Formula 400 inc Sub 64

QUALIFYING - CLASSIFICATION



POS	NO	CL	PIC NAME	ENTRY	TIME	ON	LAPS	GAP	DIFF	MPH
1	14		1 Chris BURRAGE	Kawasaki - Saracen Racing/Seton Tuning	53.194	3	4			81.74
2	11		2 Dan RUTH	Kawasaki - Richard Ruth	53.699	10	10	0.505	0.505	80.98
3	27		3 William SMITH	Kawasaki -	55.342	12	13	2.148	1.643	78.57
4	33	S	1 Carl JOHNSTONE	Yamaha - EDlasia	55.975	9	12	2.781	0.633	77.68
5	86		4 Mathew SCOTT	Kawasaki -	56.080	10	10	2.886	0.105	77.54
6	154		5 Andrew SAUNDERS	Kawasaki - RG Racing - MSS Performance	56.162	3	7	2.968	0.082	77.42
7	13		6 Alex FURNISS	Yamaha - Nikki Furniss	56.660	9	11	3.466	0.498	76.74
8	61	S	2 Oliver FOOKS	Aprilia -	56.674	4	8	3.480	0.014	76.73
9	10		7 Sam HOLME	Yamaha -	56.868	12	12	3.674	0.194	76.46
10	127	S	3 Adam GREEN	Kawasaki - Royal Air Force Motorsport Association	56.888	10	11	3.694	0.020	76.44
11	88		8 Mark THOMPSON	Kawasaki - Flintstone Tyres / David Simon Tuning	57.202	11	12	4.008	0.314	76.02
12	70		9 Peter THORNTON	Kawasaki - Cadmatic	57.360	4	9	4.166	0.158	75.81
13	58		10 Steve YOUNG	Kawasaki - Cadmatic	57.420	11	12	4.226	0.060	75.73
14	85		11 James ROBINSON	Kawasaki - claire palastanga ceramics	57.555	12	12	4.361	0.135	75.55
15	51		12 Emma JARMAN	Kawasaki -	57.580	4	5	4.386	0.025	75.52
16	16	S	4 Andrew WILKINS	Honda -	57.706	11	12	4.512	0.126	75.35
17	78	S	5 Keith POVAH	Honda - www.78Plate.com ScreenPrinting	57.975	11	12	4.781	0.269	75.00
18	44		13 James BUCKETT	Kawasaki -	58.370	11	12	5.176	0.395	74.50
19	47		14 Allan CLARK	Kawasaki - A Clark & Sons Builders	58.404	4	4	5.210	0.034	74.45
20	52		15 Gary JARMAN	Kawasaki - G & S Motorcycle tyres	58.461	4	6	5.267	0.057	74.38
21	63		16 Daniel HARDY	Kawasaki - DH-Racing	58.670	11	12	5.476	0.209	74.11
22	22	S	6 Dave HARVIEK	Kawasaki - SW Roofing Ltd	58.720	9	12	5.526	0.050	74.05
23	2		17 Andrew GILL	Kawasaki -	58.797	11	11	5.603	0.077	73.95
24	21		18 Alan WATSON	Kawasaki - Watson Racing	58.882	4	8	5.688	0.085	73.85
25	28	S	7 Kurt HODGSON	Honda - My very empty wallet	58.941	11	12	5.747	0.059	73.77
26	73		19 Stephen BORN	Honda -	59.102	4	6	5.908	0.161	73.57
27	122		20 Ricky McGOVERN	Kawasaki -	59.183	4	4	5.989	0.081	73.47
28	4		21 Nigel FRANKLIN	Kawasaki - Jane Franklin	1:00.391	9	9	7.197	1.208	72.00
29	778		22 Virginia POWER	Kawasaki -	1:00.408	11	11	7.214	0.017	71.98
30	24	S	8 Harley GODZISZ	Honda - Jon Boy Services	1:01.661	10	11	8.467	1.253	70.52
31	59	S	9 Danielle COOPER	Kawasaki - ePayMe	1:01.721	11	11	8.527	0.060	70.45
32	178	S	10 Richard MORRIS	Suzuki - Mark 1 Diggers	1:04.099	3	5	10.905	2.378	67.84
33	71	S	11 Luke HARVEY	Kawasaki - www.CMSPIPE.com	1:04.424	9	11	11.230	0.325	67.49
34	6	S	12 Martin PEARSON	Honda - ASL Powerstream	1:04.549	10	11	11.355	0.125	67.36
35	65	S	13 Andrew MOXON	Honda -	1:07.882	1	6	14.688	3.333	64.06
36	56		23 Andrew PITT	Kawasaki - Raven Performance/Norman Pitt	1:08.515	3	5	15.321	0.633	63.46

Weather / Track : Cloudy / Dry

These results are provisional until the conclusion of any judicial and technical matters.

Brands Hatch Indy

Circuit Length = 1.2079 miles

Start: 09:52 Flag 10:04 End: 10:05

Clerk Of Course :

Timekeeper :

Results can be found at www.tsl-timing.com

Printed - 10:06 Saturday, 28 March 2015



BMCRC - MRO Championships 2015 - Rnd 1 @ Brands Hatch Indy

EDlasia Formula 400 inc Sub 64

QUALIFYING - SECTOR ANALYSIS

SECTOR 1 = FL to I1, SECTOR 2 = I1 to I2, SECTOR 3 = I2 to FL, DIFF = Difference To Personal Best Lap

P1 14		Chris BURRAGE		Kawasaki - Saracen Racing/Seton Tuning		
IDEAL LAP TIME : 52.702		BEST LAP TIME : 53.194		DIFFERENCE : 0.492		
LAP	SECTOR 1	SECTOR 2	LAP TIME	MPH	DIFF	TIME OF DAY
1 -	35.683	21.587	57.270	75.93	4.076	09:53:48.722
2 -	32.535	21.563	54.098 (3)	80.38	0.904	09:54:42.820
3 -	32.249	20.945	53.194 (1)	81.74		09:55:36.014
4 -	31.757	21.928	53.685 (2)	81.00	0.491	09:56:29.699

P2 11		Dan RUTH		Kawasaki - Richard Ruth		
IDEAL LAP TIME : 53.418		BEST LAP TIME : 53.699		DIFFERENCE : 0.281		
LAP	SECTOR 1	SECTOR 2	LAP TIME	MPH	DIFF	TIME OF DAY
1 -	35.597	21.799	57.396	75.76	3.697	09:53:49.471
2 -	33.290	21.441	54.731	79.45	1.032	09:54:44.202
3 -	32.681	21.458	54.139 (3)	80.32	0.440	09:55:38.341
4 -	33.843	21.424	55.267	78.68	1.568	09:56:33.608
5 -	35.322	21.998	57.320	75.86	3.621	09:57:30.928
6 -	35.421	22.509	57.930	75.06	4.231	09:58:28.858
7 -	33.262	21.266	54.528	79.74	0.829	09:59:23.386
8 -	32.835	21.311	54.146	80.31	0.447	10:00:17.532
9 -	32.688	21.380	54.068 (2)	80.42	0.369	10:01:11.600
10 -	32.702	20.997	53.699 (1)	80.98		10:02:05.299

P3 27		William SMITH		Kawasaki -		
IDEAL LAP TIME : 55.342		BEST LAP TIME : 55.342		DIFFERENCE : 0.000		
LAP	SECTOR 1	SECTOR 2	LAP TIME	MPH	DIFF	TIME OF DAY
1 -	39.034	24.925	1:03.959	67.99	8.617	09:54:12.064
2 -	37.012	23.172	1:00.184	72.25	4.842	09:55:12.248
3 -	34.724	22.711	57.435	75.71	2.093	09:56:09.683
4 -	34.316	22.405	56.721	76.66	1.379	09:57:06.404
5 -	35.539	23.073	58.612	74.19	3.270	09:58:05.016
6 -	34.346	22.690	57.036	76.24	1.694	09:59:02.052
7 -	33.849	22.173	56.022 (3)	77.62	0.680	09:59:58.074
8 -	34.086	23.006	57.092	76.16	1.750	10:00:55.166
9 -	33.468	22.187	55.655 (2)	78.13	0.313	10:01:50.821
10 -	33.980	22.111	56.091	77.52	0.749	10:02:46.912
11 -	34.243	22.056	56.299	77.24	0.957	10:03:43.211
12 -	33.465	21.877	55.342 (1)	78.57		10:04:38.553
13 -	34.176	22.515	56.691	76.70	1.349	10:05:35.244

P4 33 S		Carl JOHNSTONE		Yamaha - EDlasia		
IDEAL LAP TIME : 55.975		BEST LAP TIME : 55.975		DIFFERENCE : 0.000		
LAP	SECTOR 1	SECTOR 2	LAP TIME	MPH	DIFF	TIME OF DAY
1 -	41.022	24.307	1:05.329	66.56	9.354	09:54:09.932
2 -	36.247	23.182	59.429	73.17	3.454	09:55:09.361
3 -	34.817	23.123	57.940	75.05	1.965	09:56:07.301
4 -	33.987	22.767	56.754	76.62	0.779	09:57:04.055
5 -	35.310	22.463	57.773	75.27	1.798	09:58:01.828
6 -	34.981	22.390	57.371	75.79	1.396	09:58:59.199
7 -	34.448	22.266	56.714	76.67	0.739	09:59:55.913
8 -	33.813	22.333	56.146 (2)	77.45	0.171	10:00:52.059
9 -	33.727	22.248	55.975 (1)	77.68		10:01:48.034
10 -	34.260	22.350	56.610	76.81	0.635	10:02:44.644
11 -	34.133	22.550	56.683	76.71	0.708	10:03:41.327
12 -	33.894	22.476	56.370 (3)	77.14	0.395	10:04:37.697

P5 86		Mathew SCOTT		Kawasaki -		
IDEAL LAP TIME : 55.930		BEST LAP TIME : 56.080		DIFFERENCE : 0.150		
LAP	SECTOR 1	SECTOR 2	LAP TIME	MPH	DIFF	TIME OF DAY
1 -	39.281	25.327	1:04.608	67.30	8.528	09:54:11.584

Weather / Track : Cloudy / Dry

Brands Hatch Indy
Circuit Length = 1.2079 miles
Start: 09:52 Flag 10:04 End: 10:05

BMCRC - MRO Championships 2015 - Rnd 1 @ Brands Hatch Indy

EDlasia Formula 400 inc Sub 64

QUALIFYING - SECTOR ANALYSIS

SECTOR 1 = FL to I1, SECTOR 2 = I1 to I2, SECTOR 3 = I2 to FL, DIFF = Difference To Personal Best Lap

2 -	37.301	24.113	1:01.414	70.80	5.334	09:55:12.998
3 -	34.653	22.729	57.382	75.78	1.302	09:56:10.380
4 -	33.871	22.345	56.216 (2)	77.35	0.136	09:57:06.596
5 -	37.357	23.111	1:00.468	71.91	4.388	09:58:07.064
6 -	35.600	23.877	59.477	73.11	3.397	09:59:06.541
7 -	37.882	24.875	1:02.757	69.29	6.677	10:00:09.298
8 -	37.258	23.178	1:00.436	71.95	4.356	10:01:09.734
9 -	34.646	22.343	56.989 (3)	76.30	0.909	10:02:06.723
10 -	34.021	22.059	56.080 (1)	77.54		10:03:02.803

P6 154		Andrew SAUNDERS		Kawasaki - RG Racing - MSS Performance			
IDEAL LAP TIME : 56.122		BEST LAP TIME : 56.162		DIFFERENCE : 0.040			
LAP	SECTOR 1	SECTOR 2	LAP TIME	MPH	DIFF	TIME OF DAY	
1 -	38.254	23.495	1:01.749	70.42	5.587	09:54:04.978	
2 -	33.899	22.562	56.461 (2)	77.01	0.299	09:55:01.439	
3 -	33.620	22.542	56.162 (1)	77.42		09:55:57.601	
4 -	35.226	22.576	57.802	75.23	1.640	09:56:55.403	
5 -	35.661	22.975	58.636	74.16	2.474	09:57:54.039	
6 -	34.285	22.711	56.996	76.29	0.834	09:58:51.035	
7 -	33.986	22.502	56.488 (3)	76.98	0.326	09:59:47.523	

P7 13		Alex FURNISS		Yamaha - Nikki Furniss			
IDEAL LAP TIME : 56.660		BEST LAP TIME : 56.660		DIFFERENCE : 0.000			
LAP	SECTOR 1	SECTOR 2	LAP TIME	MPH	DIFF	TIME OF DAY	
1 -	38.608	24.070	1:02.678	69.38	6.018	09:54:05.343	
2 -	36.147	23.531	59.678	72.86	3.018	09:55:05.021	
3 -	34.879	23.111	57.990 (3)	74.98	1.330	09:56:03.011	
4 -	35.075	23.155	58.230	74.67	1.570	09:57:01.241	
5 -	36.128	22.776	58.904	73.82	2.244	09:58:00.145	
6 -	35.557	22.675	58.232	74.67	1.572	09:58:58.377	
7 -	35.828	22.463	58.291	74.60	1.631	09:59:56.668	
8 -	34.633	22.525	57.158 (2)	76.08	0.498	10:00:53.826	
9 -	34.322	22.338	56.660 (1)	76.74		10:01:50.486	
10 -	34.805	23.279	58.084	74.86	1.424	10:02:48.570	
11 -	35.303	23.020	58.323	74.56	1.663	10:03:46.893	

P8 61 S		Oliver FOOKS		Aprilia -			
IDEAL LAP TIME : 56.349		BEST LAP TIME : 56.674		DIFFERENCE : 0.325			
LAP	SECTOR 1	SECTOR 2	LAP TIME	MPH	DIFF	TIME OF DAY	
1 -	37.524	23.724	1:01.248	70.99	4.574	09:53:58.327	
2 -	36.093	23.675	59.768	72.75	3.094	09:54:58.095	
3 -	34.983	22.747	57.730	75.32	1.056	09:55:55.825	
4 -	34.337	22.337	56.674 (1)	76.73		09:56:52.499	
5 -	35.258	22.632	57.890	75.11	1.216	09:57:50.389	
6 -	34.440	22.759	57.199 (3)	76.02	0.525	09:58:47.588	
7 -	34.012	22.788	56.800 (2)	76.55	0.126	09:59:44.388	
8 -	42.489	25.755	1:08.244	63.72	11.570	10:00:52.632	

P9 10		Sam HOLME		Yamaha -			
IDEAL LAP TIME : 56.752		BEST LAP TIME : 56.868		DIFFERENCE : 0.116			
LAP	SECTOR 1	SECTOR 2	LAP TIME	MPH	DIFF	TIME OF DAY	
1 -	44.173	28.031	1:12.204	60.22	15.336	09:54:27.551	
2 -	40.072	25.781	1:05.853	66.03	8.985	09:55:33.404	
3 -	36.181	24.258	1:00.439	71.95	3.571	09:56:33.843	
4 -	39.161	24.256	1:03.417	68.57	6.549	09:57:37.260	
5 -	37.403	24.418	1:01.821	70.34	4.953	09:58:39.081	
6 -	35.817	22.999	58.816	73.93	1.948	09:59:37.897	
7 -	35.232	24.142	59.374	73.24	2.506	10:00:37.271	
8 -	34.910	23.657	58.567	74.25	1.699	10:01:35.838	
9 -	34.942	22.845	57.787	75.25	0.919	10:02:33.625	

Weather / Track : Cloudy / Dry

Brands Hatch Indy
Circuit Length = 1.2079 miles
Start: 09:52 Flag 10:04 End: 10:05

BMCRC - MRO Championships 2015 - Rnd 1 @ Brands Hatch Indy

EDlasia Formula 400 inc Sub 64

QUALIFYING - SECTOR ANALYSIS

SECTOR 1 = FL to I1, SECTOR 2 = I1 to I2, SECTOR 3 = I2 to FL, DIFF = Difference To Personal Best Lap

10 -	34.687	22.383	57.070 (2)	76.19	0.202	10:03:30.695
11 -	34.390	23.117	57.507 (3)	75.61	0.639	10:04:28.202
12 -	34.369	22.499	56.868 (1)	76.46		10:05:25.070

P10 127 S Adam GREEN		Kawasaki - Royal Air Force Motorsport Association				
IDEAL LAP TIME : 56.839		BEST LAP TIME : 56.888		DIFFERENCE : 0.049		
LAP	SECTOR 1	SECTOR 2	LAP TIME	MPH	DIFF	TIME OF DAY
1 -	40.705	24.316	1:05.021	66.87	8.133	09:54:15.361
2 -	38.483	23.147	1:01.630	70.55	4.742	09:55:16.991
3 -	34.925	22.660	57.585	75.51	0.697	09:56:14.576
4 -	35.536	22.839	58.375	74.49	1.487	09:57:12.951
5 -	44.615	24.050	1:08.665	63.33	11.777	09:58:21.616
6 -	36.601	22.625	59.226	73.42	2.338	09:59:20.842
7 -	35.586	23.454	59.040	73.65	2.152	10:00:19.882
8 -	34.959	22.904	57.863	75.15	0.975	10:01:17.745
9 -	34.545	22.430	56.975 (2)	76.32	0.087	10:02:14.720
10 -	34.491	22.397	56.888 (1)	76.44		10:03:11.608
11 -	34.442	23.119	57.561 (3)	75.54	0.673	10:04:09.169

P11 88 Mark THOMPSON		Kawasaki - Flintstone Tyres / David Simon Tuning				
IDEAL LAP TIME : 56.883		BEST LAP TIME : 57.202		DIFFERENCE : 0.319		
LAP	SECTOR 1	SECTOR 2	LAP TIME	MPH	DIFF	TIME OF DAY
1 -	39.290	23.518	1:02.808	69.23	5.606	09:54:09.818
2 -	35.924	22.720	58.644	74.15	1.442	09:55:08.462
3 -	35.418	22.953	58.371	74.49	1.169	09:56:06.833
4 -	35.287	22.615	57.902	75.10	0.700	09:57:04.735
5 -	37.241	23.252	1:00.493	71.88	3.291	09:58:05.228
6 -	36.559	22.965	59.524	73.05	2.322	09:59:04.752
7 -	36.480	22.647	59.127	73.54	1.925	10:00:03.879
8 -	35.577	22.668	58.245	74.66	1.043	10:01:02.124
9 -	35.004	23.304	58.308	74.57	1.106	10:02:00.432
10 -	35.325	22.261	57.586 (2)	75.51	0.384	10:02:58.018
11 -	34.906	22.296	57.202 (1)	76.02		10:03:55.220
12 -	35.623	21.977	57.600 (3)	75.49	0.398	10:04:52.820

P12 70 Peter THORNTON		Kawasaki - Cadmatic				
IDEAL LAP TIME : 57.360		BEST LAP TIME : 57.360		DIFFERENCE : 0.000		
LAP	SECTOR 1	SECTOR 2	LAP TIME	MPH	DIFF	TIME OF DAY
1 -	38.242	24.791	1:03.033	68.98	5.673	09:54:11.854
2 -	38.608	23.357	1:01.965	70.17	4.605	09:55:13.819
3 -	35.871	23.547	59.418	73.18	2.058	09:56:13.237
4 -	34.714	22.646	57.360 (1)	75.81		09:57:10.597
5 -	36.286	23.026	59.312	73.31	1.952	09:58:09.909
6 -	35.405	23.125	58.530	74.29	1.170	09:59:08.439
7 -	35.985	24.405	1:00.390	72.00	3.030	10:00:08.829
8 -	35.261	22.890	58.151 (3)	74.78	0.791	10:01:06.980
9 -	34.950	23.036	57.986 (2)	74.99	0.626	10:02:04.966

P13 58 Steve YOUNG		Kawasaki - Cadmatic				
IDEAL LAP TIME : 57.420		BEST LAP TIME : 57.420		DIFFERENCE : 0.000		
LAP	SECTOR 1	SECTOR 2	LAP TIME	MPH	DIFF	TIME OF DAY
1 -	38.907	25.430	1:04.337	67.59	6.917	09:54:13.049
2 -	37.777	23.626	1:01.403	70.82	3.983	09:55:14.452
3 -	36.622	22.748	59.370	73.24	1.950	09:56:13.822
4 -	35.680	23.129	58.809 (3)	73.94	1.389	09:57:12.631
5 -	38.224	22.809	1:01.033	71.25	3.613	09:58:13.664
6 -	36.103	23.052	59.155	73.51	1.735	09:59:12.819
7 -	35.648	23.433	59.081	73.60	1.661	10:00:11.900
8 -	36.530	23.182	59.712	72.82	2.292	10:01:11.612
9 -	35.969	22.904	58.873	73.86	1.453	10:02:10.485

Weather / Track : Cloudy / Dry

Brands Hatch Indy
Circuit Length = 1.2079 miles
Start: 09:52 Flag 10:04 End: 10:05

BMCR - MRO Championships 2015 - Rnd 1 @ Brands Hatch Indy

EDlasia Formula 400 inc Sub 64

QUALIFYING - SECTOR ANALYSIS

SECTOR 1 = FL to I1, SECTOR 2 = I1 to I2, SECTOR 3 = I2 to FL, DIFF = Difference To Personal Best Lap

10 -	35.732	23.247	58.979	73.73	1.559	10:03:09.464
11 -	34.857	22.563	57.420 (1)	75.73		10:04:06.884
12 -	35.173	23.292	58.465 (2)	74.37	1.045	10:05:05.349

P14 85	James ROBINSON		Kawasaki - claire palastanga ceramics			
IDEAL LAP TIME : 57.271		BEST LAP TIME : 57.555	DIFFERENCE : 0.284			
LAP	SECTOR 1	SECTOR 2	LAP TIME	MPH	DIFF	TIME OF DAY
1 -	38.945	23.935	1:02.880	69.15	5.325	09:54:13.847
2 -	36.019	24.231	1:00.250	72.17	2.695	09:55:14.097
3 -	37.189	23.425	1:00.614	71.74	3.059	09:56:14.711
4 -	35.720	22.966	58.686 (3)	74.09	1.131	09:57:13.397
5 -	36.441	23.782	1:00.223	72.20	2.668	09:58:13.620
6 -	35.913	23.166	59.079	73.60	1.524	09:59:12.699
7 -	35.290	24.068	59.358	73.26	1.803	10:00:12.057
8 -	35.745	23.392	59.137	73.53	1.582	10:01:11.194
9 -	36.045	23.709	59.754	72.77	2.199	10:02:10.948
10 -	35.517	23.541	59.058	73.63	1.503	10:03:10.006
11 -	35.608	22.841	58.449 (2)	74.39	0.894	10:04:08.455
12 -	34.430	23.125	57.555 (1)	75.55		10:05:06.010

P15 51	Emma JARMAN		Kawasaki -			
IDEAL LAP TIME : 57.499		BEST LAP TIME : 57.580	DIFFERENCE : 0.081			
LAP	SECTOR 1	SECTOR 2	LAP TIME	MPH	DIFF	TIME OF DAY
1 -	40.763	24.329	1:05.092	66.80	7.512	09:54:08.776
2 -	36.322	23.171	59.493 (3)	73.09	1.913	09:55:08.269
3 -	34.790	22.877	57.667 (2)	75.40	0.087	09:56:05.936
4 -	34.622	22.958	57.580 (1)	75.52		09:57:03.516
5 -	38.244	23.266	1:01.510	70.69	3.930	09:58:05.026

P16 16 S	Andrew WILKINS		Honda -			
IDEAL LAP TIME : 57.516		BEST LAP TIME : 57.706	DIFFERENCE : 0.190			
LAP	SECTOR 1	SECTOR 2	LAP TIME	MPH	DIFF	TIME OF DAY
1 -	40.781	24.779	1:05.560	66.33	7.854	09:54:16.212
2 -	38.033	23.149	1:01.182	71.07	3.476	09:55:17.394
3 -	35.535	22.818	58.353	74.52	0.647	09:56:15.747
4 -	35.440	22.964	58.404	74.45	0.698	09:57:14.151
5 -	42.960	23.575	1:06.535	65.35	8.829	09:58:20.686
6 -	36.126	23.082	59.208	73.44	1.502	09:59:19.894
7 -	36.283	23.578	59.861	72.64	2.155	10:00:19.755
8 -	34.918	23.018	57.936 (2)	75.05	0.230	10:01:17.691
9 -	36.023	23.306	59.329	73.29	1.623	10:02:17.020
10 -	35.282	23.252	58.534	74.29	0.828	10:03:15.554
11 -	34.698	23.008	57.706 (1)	75.35		10:04:13.260
12 -	35.001	23.309	58.310 (3)	74.57	0.604	10:05:11.570

P17 78 S	Keith POVAH		Honda - www.78Plate.com ScreenPrinting			
IDEAL LAP TIME : 57.883		BEST LAP TIME : 57.975	DIFFERENCE : 0.092			
LAP	SECTOR 1	SECTOR 2	LAP TIME	MPH	DIFF	TIME OF DAY
1 -	47.419	23.737	1:11.156	61.11	13.181	09:54:43.871
2 -	34.885	23.656	58.541 (2)	74.28	0.566	09:55:42.412
3 -	36.054	23.976	1:00.030	72.44	2.055	09:56:42.442
4 -	35.745	23.623	59.368	73.24	1.393	09:57:41.810
5 -	35.487	23.958	59.445	73.15	1.470	09:58:41.255
6 -	37.022	24.170	1:01.192	71.06	3.217	09:59:42.447
7 -	35.735	24.083	59.818	72.69	1.843	10:00:42.265
8 -	35.915	23.593	59.508	73.07	1.533	10:01:41.773
9 -	35.496	23.151	58.647 (3)	74.14	0.672	10:02:40.420
10 -	35.200	23.814	59.014	73.68	1.039	10:03:39.434
11 -	34.732	23.243	57.975 (1)	75.00		10:04:37.409
12 -	35.456	24.162	59.618	72.94	1.643	10:05:37.027

Weather / Track : Cloudy / Dry

Brands Hatch Indy
Circuit Length = 1.2079 miles
Start: 09:52 Flag 10:04 End: 10:05

BMCR - MRO Championships 2015 - Rnd 1 @ Brands Hatch Indy

EDlasia Formula 400 inc Sub 64

QUALIFYING - SECTOR ANALYSIS

SECTOR 1 = FL to I1, SECTOR 2 = I1 to I2, SECTOR 3 = I2 to FL, DIFF = Difference To Personal Best Lap

P18 44		James BUCKETT		Kawasaki -			
IDEAL LAP TIME : 58.118		BEST LAP TIME : 58.370		DIFFERENCE : 0.252			
LAP	SECTOR 1	SECTOR 2	LAP TIME	MPH	DIFF	TIME OF DAY	
1 -	38.493	24.081	1:02.574	69.49	4.204	09:54:05.096	
2 -	36.197	23.590	59.787	72.73	1.417	09:55:04.883	
3 -	35.623	23.296	58.919 (3)	73.80	0.549	09:56:03.802	
4 -	35.829	23.354	59.183	73.47	0.813	09:57:02.985	
5 -	41.176	24.333	1:05.509	66.38	7.139	09:58:08.494	
6 -	36.565	23.323	59.888	72.61	1.518	09:59:08.382	
7 -	37.037	23.821	1:00.858	71.45	2.488	10:00:09.240	
8 -	36.388	23.610	59.998	72.47	1.628	10:01:09.238	
9 -	36.015	23.485	59.500	73.08	1.130	10:02:08.738	
10 -	35.781	23.007	58.788 (2)	73.97	0.418	10:03:07.526	
11 -	35.111	23.259	58.370 (1)	74.50		10:04:05.896	
12 -	35.867	23.431	59.298	73.33	0.928	10:05:05.194	

P19 47		Allan CLARK		Kawasaki - A Clark & Sons Builders			
IDEAL LAP TIME : 58.404		BEST LAP TIME : 58.404		DIFFERENCE : 0.000			
LAP	SECTOR 1	SECTOR 2	LAP TIME	MPH	DIFF	TIME OF DAY	
1 -	39.959	24.866	1:04.825	67.08	6.421	09:54:15.134	
2 -	37.209	24.571	1:01.780 (3)	70.38	3.376	09:55:16.914	
3 -	35.697	22.764	58.461 (2)	74.38	0.057	09:56:15.375	
4 -	35.648	22.756	58.404 (1)	74.45		09:57:13.779	

P20 52		Gary JARMAN		Kawasaki - G & S Motorcycle tyres			
IDEAL LAP TIME : 58.096		BEST LAP TIME : 58.461		DIFFERENCE : 0.365			
LAP	SECTOR 1	SECTOR 2	LAP TIME	MPH	DIFF	TIME OF DAY	
1 -	38.798	24.265	1:03.063	68.95	4.602	09:54:11.019	
2 -	37.512	23.097	1:00.609	71.74	2.148	09:55:11.628	
3 -	35.233	23.497	58.730 (2)	74.04	0.269	09:56:10.358	
4 -	35.509	22.952	58.461 (1)	74.38		09:57:08.819	
5 -	39.859	24.488	1:04.347	67.58	5.886	09:58:13.166	
6 -	36.176	22.863	59.039 (3)	73.65	0.578	09:59:12.205	

P21 63		Daniel HARDY		Kawasaki - DH-Racing			
IDEAL LAP TIME : 58.670		BEST LAP TIME : 58.670		DIFFERENCE : 0.000			
LAP	SECTOR 1	SECTOR 2	LAP TIME	MPH	DIFF	TIME OF DAY	
1 -	42.072	25.213	1:07.285	64.62	8.615	09:54:21.799	
2 -	38.532	25.452	1:03.984	67.96	5.314	09:55:25.783	
3 -	38.177	23.906	1:02.083	70.04	3.413	09:56:27.866	
4 -	39.208	24.078	1:03.286	68.71	4.616	09:57:31.152	
5 -	38.435	24.057	1:02.492	69.58	3.822	09:58:33.644	
6 -	37.798	24.160	1:01.958	70.18	3.288	09:59:35.602	
7 -	37.142	23.968	1:01.110	71.16	2.440	10:00:36.712	
8 -	37.329	23.842	1:01.171	71.08	2.501	10:01:37.883	
9 -	36.540	23.658	1:00.198 (2)	72.23	1.528	10:02:38.081	
10 -	37.053	23.782	1:00.835	71.48	2.165	10:03:38.916	
11 -	35.855	22.815	58.670 (1)	74.11		10:04:37.586	
12 -	36.836	23.458	1:00.294 (3)	72.12	1.624	10:05:37.880	

P22 22 S		Dave HARVIEK		Kawasaki - SW Roofing Ltd			
IDEAL LAP TIME : 57.983		BEST LAP TIME : 58.720		DIFFERENCE : 0.737			
LAP	SECTOR 1	SECTOR 2	LAP TIME	MPH	DIFF	TIME OF DAY	
1 -	37.344	23.975	1:01.319	70.91	2.599	09:53:58.978	
2 -	35.749	23.265	59.014	73.68	0.294	09:54:57.992	
3 -	36.007	22.836	58.843 (3)	73.90	0.123	09:55:56.835	
4 -	35.992	23.578	59.570	72.99	0.850	09:56:56.405	
5 -	35.766	23.201	58.967	73.74	0.247	09:57:55.372	
6 -	35.481	23.636	59.117	73.55	0.397	09:58:54.489	

Weather / Track : Cloudy / Dry

Brands Hatch Indy
Circuit Length = 1.2079 miles
Start: 09:52 Flag 10:04 End: 10:05

BMCRC - MRO Championships 2015 - Rnd 1 @ Brands Hatch Indy

EDlasia Formula 400 inc Sub 64

QUALIFYING - SECTOR ANALYSIS

SECTOR 1 = FL to I1, SECTOR 2 = I1 to I2, SECTOR 3 = I2 to FL, DIFF = Difference To Personal Best Lap

7 -	36.553	23.320	59.873	72.63	1.153	09:59:54.362
8 -	35.276	23.455	58.731 (2)	74.04	0.011	10:00:53.093
9 -	35.152	23.568	58.720 (1)	74.05		10:01:51.813
10 -	35.490	23.720	59.210	73.44	0.490	10:02:51.023
11 -	36.843	23.380	1:00.223	72.20	1.503	10:03:51.246
12 -	35.147	23.776	58.923	73.80	0.203	10:04:50.169

P23 2 Andrew GILL			Kawasaki -			
IDEAL LAP TIME : 58.581		BEST LAP TIME : 58.797		DIFFERENCE : 0.216		
LAP	SECTOR 1	SECTOR 2	LAP TIME	MPH	DIFF	TIME OF DAY
1 -	OUTLAP	24.630	1:06.087	65.80	7.290	09:55:13.104
2 -	36.410	23.588	59.998	72.47	1.201	09:56:13.102
3 -	35.879	23.097	58.976	73.73	0.179	09:57:12.078
4 -	36.646	23.778	1:00.424	71.96	1.627	09:58:12.502
5 -	35.733	23.231	58.964 (3)	73.75	0.167	09:59:11.466
6 -	36.312	23.622	59.934	72.55	1.137	10:00:11.400
7 -	36.824	23.208	1:00.032	72.43	1.235	10:01:11.432
8 -	35.533	23.365	58.898 (2)	73.83	0.101	10:02:10.330
9 -	35.484	23.483	58.967	73.74	0.170	10:03:09.297
10 -	36.042	23.481	59.523	73.05	0.726	10:04:08.820
11 -	35.640	23.157	58.797 (1)	73.95		10:05:07.617

P24 21 Alan WATSON			Kawasaki - Watson Racing			
IDEAL LAP TIME : 58.574		BEST LAP TIME : 58.882		DIFFERENCE : 0.308		
LAP	SECTOR 1	SECTOR 2	LAP TIME	MPH	DIFF	TIME OF DAY
1 -	36.266	23.268	59.534	73.04	0.652	09:53:56.764
2 -	36.968	23.479	1:00.447	71.94	1.565	09:54:57.211
3 -	36.249	22.750	58.999 (2)	73.70	0.117	09:55:56.210
4 -	35.919	22.963	58.882 (1)	73.85		09:56:55.092
5 -	36.337	23.117	59.454 (3)	73.14	0.572	09:57:54.546
6 -	35.824	23.642	59.466	73.12	0.584	09:58:54.012
7 -	37.554	23.753	1:01.307	70.93	2.425	09:59:55.319
8 -	36.564	24.036	1:00.600	71.75	1.718	10:00:55.919

P25 28 S Kurt HODGSON			Honda - My very empty wallet			
IDEAL LAP TIME : 58.941		BEST LAP TIME : 58.941		DIFFERENCE : 0.000		
LAP	SECTOR 1	SECTOR 2	LAP TIME	MPH	DIFF	TIME OF DAY
1 -	42.006	25.301	1:07.307	64.60	8.366	09:54:18.908
2 -	38.498	25.165	1:03.663	68.30	4.722	09:55:22.571
3 -	37.179	24.354	1:01.533	70.67	2.592	09:56:24.104
4 -	37.230	24.097	1:01.327	70.90	2.386	09:57:25.431
5 -	41.202	25.128	1:06.330	65.56	7.389	09:58:31.761
6 -	37.789	23.758	1:01.547	70.65	2.606	09:59:33.308
7 -	37.159	23.905	1:01.064	71.21	2.123	10:00:34.372
8 -	37.359	23.979	1:01.338	70.89	2.397	10:01:35.710
9 -	37.127	23.898	1:01.025	71.25	2.084	10:02:36.735
10 -	36.574	23.531	1:00.105 (2)	72.35	1.164	10:03:36.840
11 -	35.820	23.121	58.941 (1)	73.77		10:04:35.781
12 -	36.698	24.185	1:00.883 (3)	71.42	1.942	10:05:36.664

P26 73 Stephen BORN			Honda -			
IDEAL LAP TIME : 59.102		BEST LAP TIME : 59.102		DIFFERENCE : 0.000		
LAP	SECTOR 1	SECTOR 2	LAP TIME	MPH	DIFF	TIME OF DAY
1 -	41.421	24.476	1:05.897	65.99	6.795	09:54:19.259
2 -	37.606	23.628	1:01.234	71.01	2.132	09:55:20.493
3 -	36.240	22.942	59.182 (2)	73.47	0.080	09:56:19.675
4 -	36.173	22.929	59.102 (1)	73.57		09:57:18.777
5 -	45.525	26.270	1:11.795	60.56	12.693	09:58:30.572
6 -	37.018	23.334	1:00.352 (3)	72.05	1.250	09:59:30.924

Weather / Track : Cloudy / Dry

Brands Hatch Indy
Circuit Length = 1.2079 miles
Start: 09:52 Flag 10:04 End: 10:05

BMCRC - MRO Championships 2015 - Rnd 1 @ Brands Hatch Indy

EDlasia Formula 400 inc Sub 64

QUALIFYING - SECTOR ANALYSIS

SECTOR 1 = FL to I1, SECTOR 2 = I1 to I2, SECTOR 3 = I2 to FL, DIFF = Difference To Personal Best Lap

P27 122		Ricky McGOVERN		Kawasaki -			
IDEAL LAP TIME : 59.183		BEST LAP TIME : 59.183		DIFFERENCE : 0.000			
LAP	SECTOR 1	SECTOR 2	LAP TIME	MPH	DIFF	TIME OF DAY	
1 -	41.408	24.644	1:06.052	65.83	6.869	09:54:09.933	
2 -	39.578	23.859	1:03.437 (3)	68.54	4.254	09:55:13.370	
3 -	36.756	23.252	1:00.008 (2)	72.46	0.825	09:56:13.378	
4 -	36.343	22.840	59.183 (1)	73.47		09:57:12.561	

P28 4		Nigel FRANKLIN		Kawasaki - Jane Franklin			
IDEAL LAP TIME : 1:00.391		BEST LAP TIME : 1:00.391		DIFFERENCE : 0.000			
LAP	SECTOR 1	SECTOR 2	LAP TIME	MPH	DIFF	TIME OF DAY	
1 -	41.870	27.094	1:08.964	63.05	8.573	09:54:26.900	
2 -	38.225	24.486	1:02.711 (3)	69.34	2.320	09:55:29.611	
3 -	38.010	24.162	1:02.172 (2)	69.94	1.781	09:56:31.783	
4 -	40.005	25.612	1:05.617	66.27	5.226	09:57:37.400	
5 -	38.289	25.393	1:03.682	68.28	3.291	09:58:41.082	
6 -	38.868	24.193	1:03.061	68.95	2.670	09:59:44.143	
7 -	38.204	25.244	1:03.448	68.53	3.057	10:00:47.591	
8 -	38.438	24.554	1:02.992	69.03	2.601	10:01:50.583	
9 -	36.576	23.815	1:00.391 (1)	72.00		10:02:50.974	

P29 778		Virginia POWER		Kawasaki -			
IDEAL LAP TIME : 1:00.408		BEST LAP TIME : 1:00.408		DIFFERENCE : 0.000			
LAP	SECTOR 1	SECTOR 2	LAP TIME	MPH	DIFF	TIME OF DAY	
1 -	42.128	25.764	1:07.892	64.05	7.484	09:54:15.471	
2 -	41.473	25.293	1:06.766	65.13	6.358	09:55:22.237	
3 -	38.839	26.013	1:04.852	67.05	4.444	09:56:27.089	
4 -	38.708	24.501	1:03.209	68.79	2.801	09:57:30.298	
5 -	39.799	25.596	1:05.395	66.49	4.987	09:58:35.693	
6 -	39.609	24.436	1:04.045	67.89	3.637	09:59:39.738	
7 -	38.034	24.313	1:02.347 (3)	69.74	1.939	10:00:42.085	
8 -	38.360	24.396	1:02.756	69.29	2.348	10:01:44.841	
9 -	37.527	24.017	1:01.544 (2)	70.65	1.136	10:02:46.385	
10 -	39.166	24.071	1:03.237	68.76	2.829	10:03:49.622	
11 -	36.685	23.723	1:00.408 (1)	71.98		10:04:50.030	

P30 24 S		Harley GODZISZ		Honda - Jon Boy Services			
IDEAL LAP TIME : 1:00.598		BEST LAP TIME : 1:01.661		DIFFERENCE : 1.063			
LAP	SECTOR 1	SECTOR 2	LAP TIME	MPH	DIFF	TIME OF DAY	
1 -	40.939	26.481	1:07.420	64.50	5.759	09:54:25.788	
2 -	37.628	24.905	1:02.533	69.54	0.872	09:55:28.321	
3 -	38.510	24.845	1:03.355	68.63	1.694	09:56:31.676	
4 -	39.854	25.012	1:04.866	67.03	3.205	09:57:36.542	
5 -	38.759	24.883	1:03.642	68.32	1.981	09:58:40.184	
6 -	37.950	24.855	1:02.805	69.23	1.144	09:59:42.989	
7 -	37.560	24.681	1:02.241	69.86	0.580	10:00:45.230	
8 -	37.571	24.873	1:02.444	69.64	0.783	10:01:47.674	
9 -	36.701	25.053	1:01.754 (2)	70.41	0.093	10:02:49.428	
10 -	37.764	23.897	1:01.661 (1)	70.52		10:03:51.089	
11 -	37.286	24.854	1:02.140 (3)	69.98	0.479	10:04:53.229	

P31 59 S		Danielle COOPER		Kawasaki - ePayMe			
IDEAL LAP TIME : 1:01.302		BEST LAP TIME : 1:01.721		DIFFERENCE : 0.419			
LAP	SECTOR 1	SECTOR 2	LAP TIME	MPH	DIFF	TIME OF DAY	
1 -	42.911	27.505	1:10.416	61.75	8.695	09:54:26.473	
2 -	38.474	24.434	1:02.908	69.12	1.187	09:55:29.381	
3 -	38.739	24.096	1:02.835	69.20	1.114	09:56:32.216	
4 -	41.733	24.702	1:06.435	65.45	4.714	09:57:38.651	
5 -	37.527	24.461	1:01.988 (2)	70.15	0.267	09:58:40.639	

Weather / Track : Cloudy / Dry

Brands Hatch Indy
Circuit Length = 1.2079 miles
Start: 09:52 Flag 10:04 End: 10:05

BMCRC - MRO Championships 2015 - Rnd 1 @ Brands Hatch Indy

EDlasia Formula 400 inc Sub 64

QUALIFYING - SECTOR ANALYSIS

SECTOR 1 = FL to I1, SECTOR 2 = I1 to I2, SECTOR 3 = I2 to FL, DIFF = Difference To Personal Best Lap

6 -	38.176	24.570	1:02.746	69.30	1.025	09:59:43.385
7 -	37.712	24.554	1:02.266	69.83	0.545	10:00:45.651
8 -	38.248	23.967	1:02.215 (3)	69.89	0.494	10:01:47.866
9 -	37.539	25.154	1:02.693	69.36	0.972	10:02:50.559
10 -	38.297	24.306	1:02.603	69.46	0.882	10:03:53.162
11 -	37.946	23.775	1:01.721 (1)	70.45		10:04:54.883

P32 178 S Richard MORRIS			Suzuki - Mark 1 Diggers			
IDEAL LAP TIME : 1:03.506		BEST LAP TIME : 1:04.099		DIFFERENCE : 0.593		
LAP	SECTOR 1	SECTOR 2	LAP TIME	MPH	DIFF	TIME OF DAY
1 -	43.077	27.748	1:10.825	61.39	6.726	09:54:14.233
2 -	43.539	26.098	1:09.637	62.44	5.538	09:55:23.870
3 -	38.880	25.219	1:04.099 (1)	67.84		09:56:27.969
4 -	41.538	24.626	1:06.164 (3)	65.72	2.065	09:57:34.133
5 -	40.074	24.807	1:04.881 (2)	67.02	0.782	09:58:39.014

P33 71 S Luke HARVEY			Kawasaki - www.CMSPIPE.com			
IDEAL LAP TIME : 1:03.793		BEST LAP TIME : 1:04.424		DIFFERENCE : 0.631		
LAP	SECTOR 1	SECTOR 2	LAP TIME	MPH	DIFF	TIME OF DAY
1 -	49.141	28.092	1:17.233	56.30	12.809	09:54:26.627
2 -	43.793	27.259	1:11.052	61.20	6.628	09:55:37.679
3 -	43.165	26.480	1:09.645	62.43	5.221	09:56:47.324
4 -	42.326	25.900	1:08.226	63.73	3.802	09:57:55.550
5 -	42.092	25.871	1:07.963	63.98	3.539	09:59:03.513
6 -	40.700	25.452	1:06.152	65.73	1.728	10:00:09.665
7 -	40.418	24.567	1:04.985 (3)	66.91	0.561	10:01:14.650
8 -	40.171	24.976	1:05.147	66.75	0.723	10:02:19.797
9 -	39.226	25.198	1:04.424 (1)	67.49		10:03:24.221
10 -	39.670	25.108	1:04.778 (2)	67.13	0.354	10:04:28.999
11 -	40.725	24.812	1:05.537	66.35	1.113	10:05:34.536

P34 6 S Martin PEARSON			Honda - ASL Powerstream			
IDEAL LAP TIME : 1:04.389		BEST LAP TIME : 1:04.549		DIFFERENCE : 0.160		
LAP	SECTOR 1	SECTOR 2	LAP TIME	MPH	DIFF	TIME OF DAY
1 -	43.165	28.245	1:11.410	60.89	6.861	09:54:27.012
2 -	44.605	27.834	1:12.439	60.03	7.890	09:55:39.451
3 -	42.023	26.886	1:08.909	63.10	4.360	09:56:48.360
4 -	43.783	26.513	1:10.296	61.86	5.747	09:57:58.656
5 -	40.305	26.496	1:06.801	65.09	2.252	09:59:05.457
6 -	40.683	26.271	1:06.954	64.94	2.405	10:00:12.411
7 -	39.889	26.359	1:06.248	65.64	1.699	10:01:18.659
8 -	39.316	26.051	1:05.367	66.52	0.818	10:02:24.026
9 -	39.569	25.533	1:05.102 (3)	66.79	0.553	10:03:29.128
10 -	38.856	25.693	1:04.549 (1)	67.36		10:04:33.677
11 -	39.060	25.881	1:04.941 (2)	66.96	0.392	10:05:38.618

P35 65 S Andrew MOXON			Honda -			
IDEAL LAP TIME : 1:07.356		BEST LAP TIME : 1:07.882		DIFFERENCE : 0.526		
LAP	SECTOR 1	SECTOR 2	LAP TIME	MPH	DIFF	TIME OF DAY
1 -	40.533	27.349	1:07.882 (1)	64.06		09:54:07.010
2 -	44.689	26.823	1:11.512 (3)	60.80	3.630	09:55:18.522
3 -	42.196	28.042	1:10.238 (2)	61.91	2.356	09:56:28.760
4 -	44.898	27.293	1:12.191	60.23	4.309	09:57:40.951
5 -	43.928	29.151	1:13.079	59.50	5.197	09:58:54.030
6 -	43.690	29.566	1:13.256	59.36	5.374	10:00:07.286

P36 56 Andrew PITT			Kawasaki - Raven Performance/Norman Pitt			
IDEAL LAP TIME : 1:08.375		BEST LAP TIME : 1:08.515		DIFFERENCE : 0.140		
LAP	SECTOR 1	SECTOR 2	LAP TIME	MPH	DIFF	TIME OF DAY

Weather / Track : Cloudy / Dry

Brands Hatch Indy
Circuit Length = 1.2079 miles
Start: 09:52 Flag 10:04 End: 10:05

BMCRC - MRO Championships 2015 - Rnd 1 @ Brands Hatch Indy

EDlasia Formula 400 inc Sub 64

QUALIFYING - SECTOR ANALYSIS

SECTOR 1 = FL to I1, SECTOR 2 = I1 to I2, SECTOR 3 = I2 to FL, DIFF = Difference To Personal Best Lap

1 -	43.852	27.561	1:11.413	60.89	2.898	09:54:13.291
2 -	42.416	27.082	1:09.498 (3)	62.57	0.983	09:55:22.789
3 -	42.556	25.959	1:08.515 (1)	63.46		09:56:31.304
4 -	43.785	26.827	1:10.612	61.58	2.097	09:57:41.916
5 -	43.014	26.031	1:09.045 (2)	62.98	0.530	09:58:50.961

BMCRC - MRO Championships 2015 - Rnd 1 @ Brands Hatch Indy

EDlasia Formula 400 inc Sub 64

QUALIFYING - BEST SECTORS

SECTOR 1				SECTOR 2				IDEAL / BEST COMPARISON				
POS	NO	NAME	TIME	NO	NAME	TIME	POS	NO	NAME	IDEAL	BEST	DIFF
									PERFECT LAP	52.702		
1	14	BURRAGE	31.757	14	BURRAGE	20.945	1	14	BURRAGE	52.702	53.194	0.492
2	11	RUTH	32.421	11	RUTH	20.997	2	11	RUTH	53.418	53.699	0.281
3	27	SMITH	33.465	27	SMITH	21.877	3	27	SMITH	55.342	55.342	0.000
4	154	SAUNDERS	33.620	88	THOMPSON	21.977	4	86	SCOTT	55.930	56.080	0.150
5	33	JOHNSTONE	33.727	86	SCOTT	22.059	5	33	JOHNSTONE	55.975	55.975	0.000
6	86	SCOTT	33.871	33	JOHNSTONE	22.248	6	154	SAUNDERS	56.122	56.162	0.040
7	61	FOOKS	34.012	61	FOOKS	22.337	7	61	FOOKS	56.349	56.674	0.325
8	13	FURNISS	34.322	13	FURNISS	22.338	8	13	FURNISS	56.660	56.660	0.000
9	10	HOLME	34.369	10	HOLME	22.383	9	10	HOLME	56.752	56.868	0.116
10	85	ROBINSON	34.430	127	GREEN	22.397	10	127	GREEN	56.839	56.888	0.049
11	127	GREEN	34.442	154	SAUNDERS	22.502	11	88	THOMPSON	56.883	57.202	0.319
12	51	JARMAN	34.622	58	YOUNG	22.563	12	85	ROBINSON	57.271	57.555	0.284
13	16	WILKINS	34.698	70	THORNTON	22.646	13	70	THORNTON	57.360	57.360	0.000
14	70	THORNTON	34.714	21	WATSON	22.750	14	58	YOUNG	57.420	57.420	0.000
15	78	POVAH	34.732	47	CLARK	22.756	15	51	JARMAN	57.499	57.580	0.081
16	58	YOUNG	34.857	63	HARDY	22.815	16	16	WILKINS	57.516	57.706	0.190
17	88	THOMPSON	34.906	16	WILKINS	22.818	17	78	POVAH	57.883	57.975	0.092
18	44	BUCKETT	35.111	22	HARVIEK	22.836	18	22	HARVIEK	57.983	58.720	0.737
19	22	HARVIEK	35.147	122	McGOVERN	22.840	19	52	JARMAN	58.096	58.461	0.365
20	52	JARMAN	35.233	85	ROBINSON	22.841	20	44	BUCKETT	58.118	58.370	0.252
21	2	GILL	35.484	52	JARMAN	22.863	21	47	CLARK	58.404	58.404	0.000
22	47	CLARK	35.648	51	JARMAN	22.877	22	21	WATSON	58.574	58.882	0.308
23	28	HODGSON	35.820	73	BORN	22.929	23	2	GILL	58.581	58.797	0.216
24	21	WATSON	35.824	44	BUCKETT	23.007	24	63	HARDY	58.670	58.670	0.000
25	63	HARDY	35.855	2	GILL	23.097	25	28	HODGSON	58.941	58.941	0.000
26	73	BORN	36.173	28	HODGSON	23.121	26	73	BORN	59.102	59.102	0.000
27	122	McGOVERN	36.343	78	POVAH	23.151	27	122	McGOVERN	59.183	59.183	0.000
28	4	FRANKLIN	36.576	778	POWER	23.723	28	4	FRANKLIN	1:00.391	1:00.391	0.000
29	778	POWER	36.685	59	COOPER	23.775	29	778	POWER	1:00.408	1:00.408	0.000
30	24	GODZISZ	36.701	4	FRANKLIN	23.815	30	24	GODZISZ	1:00.598	1:01.661	1.063
31	59	COOPER	37.527	24	GODZISZ	23.897	31	59	COOPER	1:01.302	1:01.721	0.419
32	6	PEARSON	38.856	71	HARVEY	24.567	32	178	MORRIS	1:03.506	1:04.099	0.593
33	178	MORRIS	38.880	178	MORRIS	24.626	33	71	HARVEY	1:03.793	1:04.424	0.631
34	71	HARVEY	39.226	6	PEARSON	25.533	34	6	PEARSON	1:04.389	1:04.549	0.160
35	65	MOXON	40.533	56	PITT	25.959	35	65	MOXON	1:07.356	1:07.882	0.526
36	56	PITT	42.416	65	MOXON	26.823	36	56	PITT	1:08.375	1:08.515	0.140

Weather / Track : Cloudy / Dry

Results can be found at www.tsl-timing.com

Brands Hatch Indy
Circuit Length = 1.2079 miles
Start: 09:52 Flag 10:04 End: 10:05

Printed - 10:06 Saturday, 28 March 2015

BMCRC - MRO Championships 2015 - Rnd 1 @ Brands Hatch Indy

EDlasia Formula 400 inc Sub 64

RACE 5 - GRID



ROW 12	36	1:08.515	56 Andrew PITT	35	1:07.882	65 Andrew MOXON	34	1:04.549	6 Martin PEARSON		
ROW 11			33	1:04.424	71 Luke HARVEY	32	1:04.099	178 Richard MORRIS	31	1:01.721	59 Danielle COOPER
ROW 10	30	1:01.661	24 Harley GODZISZ	29	1:00.408	778 Virginia POWER	28	1:00.391	4 Nigel FRANKLIN		
ROW 9			27	59.183	122 Ricky McGOVERN	26	59.102	73 Stephen BORN	25	58.941	28 Kurt HODGSON
ROW 8	24	58.882	21 Alan WATSON	23	58.797	2 Andrew GILL	22	58.720	22 Dave HARVIEK		
ROW 7			21	58.670	63 Daniel HARDY	20	58.461	52 Gary JARMAN	19	58.404	47 Allan CLARK
ROW 6	18	58.370	44 James BUCKETT	17	57.975	78 Keith POVAH	16	57.706	16 Andrew WILKINS		
ROW 5			15	57.580	51 Emma JARMAN	14	57.555	85 James ROBINSON	13	57.420	58 Steve YOUNG
ROW 4	12	57.360	70 Peter THORNTON	11	57.202	88 Mark THOMPSON	10	56.888	127 Adam GREEN		
ROW 3			9	56.868	10 Sam HOLME	8	56.674	61 Oliver FOOKS	7	56.660	13 Alex FURNISS
ROW 2	6	56.162	154 Andrew SAUNDERS	5	56.080	86 Mathew SCOTT	4	55.975	33 Carl JOHNSTONE		
ROW 1			3	55.342	27 William SMITH	2	53.699	11 Dan RUTH	1	53.194	14 Chris BURRAGE
										Pole	

Brands Hatch Indy
Circuit Length = 1.2079 miles

These results are provisional until the conclusion of any judicial and technical matters.

Clerk Of Course :	Timekeeper :
-------------------	--------------

Results can be found at www.tsl-timing.com

Printed - 10:07 Saturday, 28 March 2015



BMCRC - MRO Championships 2015 - Rnd 1 @ Brands Hatch Indy

EDlasia Formula 400 inc Sub 64

RACE 5 - CLASSIFICATION



POS	NO	CL	PIC NAME	ENTRY	LAPS	TIME	GAP	DIFF	MPH	BEST	ON
1	14		1 Chris BURRAGE	Kawasaki - Saracen Racing/Seton Tuning	12	10:33.632			82.35	51.725	5
2	11		2 Dan RUTH	Kawasaki - Richard Ruth	12	10:34.753	1.121	1.121	82.21	51.789	7
3	154		3 Andrew SAUNDERS	Kawasaki - RG Racing - MSS Performance	12	10:46.562	12.930	11.809	80.70	52.176	6
4	2		4 Andrew GILL	Kawasaki -	12	11:07.454	33.822	20.892	78.18	54.437	9
5	86		5 Mathew SCOTT	Kawasaki -	12	11:07.570	33.938	0.116	78.16	54.391	11
6	27		6 William SMITH	Kawasaki -	12	11:09.411	35.779	1.841	77.95	54.519	11
7	33	S	1 Carl JOHNSTONE	Yamaha - EDlasia	12	11:11.642	38.010	2.231	77.69	55.017	6
8	13		7 Alex FURNISS	Yamaha - Nikki Furniss	12	11:13.508	39.876	1.866	77.47	54.905	6
9	122		8 Ricky McGOVERN	Kawasaki -	12	11:20.688	47.056	7.180	76.66	55.160	10
10	70		9 Peter THORNTON	Kawasaki - Cadmatic	12	11:23.708	50.076	3.020	76.32	55.536	7
11	21		10 Alan WATSON	Kawasaki - Watson Racing	12	11:26.226	52.594	2.518	76.04	55.819	7
12	85		11 James ROBINSON	Kawasaki - claire palastanga ceramics	12	11:26.370	52.738	0.144	76.02	56.005	10
13	52		12 Gary JARMAN	Kawasaki - G & S Motorcycle tyres	12	11:27.419	53.787	1.049	75.91	55.978	12
14	127	S	2 Adam GREEN	Kawasaki - Royal Air Force Motorsport Association	12	11:27.519	53.887	0.100	75.90	56.211	7
15	78	S	3 Keith POVAH	Honda - www.78Plate.com ScreenPrinting	11	10:35.251	1 Lap	1 Lap	75.30	56.505	7
16	16	S	4 Andrew WILKINS	Honda -	11	10:35.471	1 Lap	0.220	75.27	56.365	4
17	61	S	5 Oliver FOOKS	Aprilia -	11	10:35.534	1 Lap	0.063	75.26	56.176	4
18	58		13 Steve YOUNG	Kawasaki - Cadmatic	11	10:38.701	1 Lap	3.167	74.89	56.616	5
19	22	S	6 Dave HARVIEK	Kawasaki - SW Roofing Ltd	11	10:40.872	1 Lap	2.171	74.63	56.282	5
20	10		14 Sam HOLME	Yamaha -	11	10:40.956	1 Lap	0.084	74.63	56.141	10
21	63		15 Daniel HARDY	Kawasaki - DH-Racing	11	10:42.605	1 Lap	1.649	74.43	56.648	10
22	44		16 James BUCKETT	Kawasaki -	11	10:54.235	1 Lap	11.630	73.11	58.202	7
23	73		17 Stephen BORN	Honda -	11	11:03.171	1 Lap	8.936	72.13	58.308	7
24	24	S	7 Harley GODZISZ	Honda - Jon Boy Services	11	11:06.627	1 Lap	3.456	71.75	58.829	11
25	4		18 Nigel FRANKLIN	Kawasaki - Jane Franklin	11	11:07.907	1 Lap	1.280	71.61	59.205	5
26	59	S	8 Danielle COOPER	Kawasaki - ePayMe	11	11:28.039	1 Lap	20.132	69.52	1:00.510	8
27	71	S	9 Luke HARVEY	Kawasaki - www.CMSPIPE.com	10	10:37.278	2 Laps	1 Lap	68.23	1:01.166	7
28	178	S	10 Richard MORRIS	Suzuki - Mark 1 Diggers	10	10:44.765	2 Laps	7.487	67.44	1:01.950	9
29	6	S	11 Martin PEARSON	Honda - ASL Powerstream	10	10:53.449	2 Laps	8.684	66.54	1:03.871	7

NOT CLASSIFIED

DNF	51		Emma JARMAN	Kawasaki -	10	9:20.382	2 Laps		77.60	54.915	4
DNF	28	S	Kurt HODGSON	Honda - My very empty wallet	8	7:59.295	4 Laps	2 Laps	72.58	58.056	7
DNF	88		Mark THOMPSON	Kawasaki - Flintstone Tyres / David Simon Tuning	7	6:39.569	5 Laps	1 Lap	76.18	55.446	5
DNF	778		Virginia POWER	Kawasaki -	7	7:37.468	5 Laps	57.899	66.54	1:02.276	4
DNF	65	S	Andrew MOXON	Honda -	2	2:18.355	10 Laps	5 Laps	62.86	1:07.195	2

FASTEST LAP

14			Chris BURRAGE	Kawasaki - Saracen Racing/Seton Tuning	5	51.725		84.07 mph	135.30 kph
33	S		Carl JOHNSTONE	Yamaha - EDlasia	6	55.017		79.04 mph	127.20 kph

Class - 90% of Race Speed = 74.11 mph
 Class S - 90% of Race Speed = 69.92 mph

Brands Hatch Indy
 Circuit Length = 1.2079 miles
 Start: 14:09 Flag 14:19 End: 14:20

Weather / Track : Cloudy / Dry

These results are provisional until the conclusion of any judicial and technical matters.

Clerk Of Course :	Timekeeper :
-------------------	--------------

Results can be found at www.tsl-timing.com

Printed - 14:21 Saturday, 28 March 2015



BMCR - MRO Championships 2015 - Rnd 1 @ Brands Hatch Indy

EDlasia Formula 400 inc Sub 64

RACE 5 - LAP CHART

LAP 1 @ 14:10:05.492		
NO	BEHIND	LAP TIME

14		57.583
11	1.036	58.619
154	1.316	58.899
86	2.547	1:00.130
33	3.394	1:00.977
27	3.590	1:01.173
127	4.461	1:02.044
51	4.471	1:02.054
13	4.786	1:02.369
2	5.182	1:02.765
85	5.299	1:02.882
88	5.475	1:03.058
52	5.825	1:03.408
70	6.439	1:04.022
78	6.966	1:04.549
122	7.198	1:04.781
16	7.335	1:04.918
21	8.221	1:05.804
61	8.571	1:06.154
44	9.368	1:06.951
22	9.651	1:07.234
58	9.675	1:07.258
63	10.281	1:07.864
28	10.598	1:08.181
24	11.160	1:08.743
73	11.469	1:09.052
4	11.586	1:09.169
10	12.269	1:09.852
59	12.823	1:10.406
65	13.577	1:11.160
6	15.891	1:13.474
178	17.292	1:14.875
71	17.799	1:15.382
778	18.357	1:15.940

LAP 2 @ 14:10:58.544		
NO	BEHIND	LAP TIME

14		53.052
11	1.323	53.339
154	1.677	53.413
86	4.955	55.460
33	6.109	55.767
27	6.500	55.962
51	6.570	55.151
13	7.311	55.577
2	7.408	55.278
127	8.692	57.283
88	8.967	56.544
85	8.981	56.734
52	9.580	56.807
70	10.120	56.733
122	10.446	56.300
78	11.144	57.230
16	12.127	57.844
21	12.271	57.102
61	12.522	57.003
58	14.309	57.686
44	15.242	58.926
22	15.623	59.024
63	15.963	58.734
28	16.554	59.008
24	17.898	59.790

10	18.016	58.799
73	18.437	1:00.020
4	18.888	1:00.354
59	22.011	1:02.240
6	27.373	1:04.534
65	27.720	1:07.195
178	28.817	1:04.577
71	29.140	1:04.393
778	29.519	1:04.214

LAP 3 @ 14:11:51.346		
NO	BEHIND	LAP TIME

14		52.802
11	1.358	52.837
154	1.692	52.817
86	6.597	54.444
33	8.461	55.154
27	9.185	55.487
51	9.269	55.501
2	9.409	54.803
13	10.058	55.549
85	12.630	56.451
88	12.771	56.606
127	12.775	56.885
52	13.251	56.473
70	13.515	56.197
122	13.616	55.972
78	15.328	56.986
21	15.967	56.498
16	16.616	57.291
61	16.700	56.980
58	18.944	57.437
22	19.954	57.133
44	20.798	58.358
63	20.889	57.728
10	22.431	57.217
28	22.457	58.705
24	24.657	59.561
73	24.796	59.161
4	25.662	59.576
59	32.359	1:03.150
6	38.833	1:04.262
178	40.345	1:04.330
71	40.557	1:04.219
778	41.338	1:04.621

LAP 4 @ 14:12:44.285		
NO	BEHIND	LAP TIME

14		52.939
11	1.005	52.586
154	1.173	52.420
86	8.149	54.491
33	10.675	55.153
51	11.245	54.915
2	11.377	54.907
27	11.891	55.645
13	12.410	55.291
88	15.839	56.007
85	16.115	56.424
127	16.431	56.595
70	16.560	55.984
52	16.915	56.603
122	17.089	56.412
21	19.269	56.241

78	19.633	57.244
61	19.937	56.176
16	20.042	56.365
58	22.865	56.860
22	23.756	56.741
63	25.456	57.506
10	26.042	56.550
44	26.990	59.131
28	28.330	58.812
73	30.962	59.105
24	31.950	1:00.232
4	32.308	59.585
59	41.717	1:02.297
6	49.863	1:03.969
71	50.217	1:02.599
178	50.515	1:03.109
778	50.675	1:02.276

LAP 5 @ 14:13:36.010		
NO	BEHIND	LAP TIME

14		51.725
11	1.688	52.408
154	2.402	52.954
86	11.201	54.777
33	14.058	55.108
51	14.512	54.992
2	14.608	54.956
27	15.603	55.437
13	16.115	55.430
88	19.560	55.446
70	20.514	55.679
85	20.578	56.188
127	20.977	56.271
122	21.144	55.780
52	21.644	56.454
21	23.769	56.225
16	24.981	56.664
78	25.308	57.400
61	25.719	57.507
58	27.756	56.616
22	28.313	56.282
63	30.895	57.164
10	32.875	58.558
44	34.494	59.229
28	35.109	58.504
73	38.996	59.759
24	39.645	59.420
4	39.788	59.205

LAP 6 @ 14:14:27.916		
NO	BEHIND	LAP TIME

14		51.906
59	1 Lap	1:02.386
11	1.896	52.114
154	2.672	52.176
71	1 Lap	1:01.730
6	1 Lap	1:05.156
178	1 Lap	1:04.796
778	1 Lap	1:05.021
86	14.371	55.076
33	17.169	55.017
51	17.703	55.097
2	17.776	55.074
27	18.537	54.840

13	19.114	54.905
88	23.850	56.196
70	24.493	55.885
122	24.912	55.674
85	25.642	56.970
127	25.756	56.685
52	26.120	56.382
21	27.750	55.887
16	29.484	56.409
61	30.359	56.546
78	30.538	57.136
58	32.876	57.026
22	33.840	57.433
63	36.970	57.981
10	37.579	56.610
44	41.111	58.523
28	41.664	58.461
73	45.772	58.682
24	47.386	59.647
4	47.724	59.842

LAP 7 @ 14:15:19.773		
NO	BEHIND	LAP TIME

14		51.857
11	1.828	51.789
154	3.370	52.555
59	1 Lap	1:00.705
71	1 Lap	1:02.046
86	19.412	56.898
33	21.578	56.266
51	21.634	55.788
2	21.835	55.916
27	22.340	55.660
178	1 Lap	1:02.656
13	22.844	55.587
778	1 Lap	1:02.854
6	1 Lap	1:05.180
88	27.705	55.712
70	28.172	55.536
122	28.274	55.219
85	30.010	56.225
127	30.110	56.211
52	30.466	56.203
21	31.712	55.819
16	34.270	56.643
61	35.089	56.587
78	35.186	56.505
58	38.634	57.615
22	39.493	57.510
10	41.911	56.189
63	42.738	57.625
44	47.456	58.202
28	47.863	58.056

LAP 8 @ 14:16:11.892		
NO	BEHIND	LAP TIME

14		52.119
73	1 Lap	58.308
11	2.105	52.396
24	1 Lap	59.909
4	1 Lap	59.775
154	4.259	53.008
59	1 Lap	1:03.280
86	22.925	55.632

33	24.541	55.082
51	24.656	55.141
2	24.907	55.191
27	25.464	55.243
13	26.721	55.996
71	1 Lap	1:01.166
178	1 Lap	1:02.583
70	33.052	56.999
122	33.156	57.001
778	1 Lap	1:02.542
85	34.969	57.078
127	35.060	57.069
52	35.167	56.820
21	35.774	56.181
6	1 Lap	1:03.871
16	38.631	56.480
61	39.483	56.513
78	40.425	57.358
58	43.835	57.320
22	44.953	57.579
10	47.640	57.848
63	48.010	57.391

LAP 9 @ 14:17:04.615		
NO	BEHIND	LAP TIME

14		52.723
11	1.377	51.995
44	1 Lap	59.011
28	1 Lap	59.568
154	5.551	54.015
73	1 Lap	59.137
24	1 Lap	1:00.248
4	1 Lap	1:00.522
86	26.437	56.235
2	26.621	54.437
51	27.929	55.996
27	28.189	55.448
59	1 Lap	1:00.510
33	28.318	56.500
13	29.454	55.456
122	36.422	55.989
71	1 Lap	1:01.764
70	36.847	56.518
85	39.472	57.226
127	39.717	57.380
21	40.335	57.284
52	41.272	58.828
178	1 Lap	1:01.973
16	43.362	57.454
61	44.317	57.557
78	44.737	57.035
6	1 Lap	1:04.107
58	48.002	56.890
22	49.214	56.984
10	51.912	56.995
63	52.055	56.768

LAP 10 @ 14:17:56.681		
NO	BEHIND	LAP TIME

14		52.066
11	1.180	51.869
154	7.143	53.658
44	1 Lap	58.518
73	1 Lap	59.140

Weather / Track : Cloudy / Dry

Brands Hatch Indy
Circuit Length = 1.2079 miles
Start: 14:09 Flag 14:19 End: 14:20

BMCRC - MRO Championships 2015 - Rnd 1 @ Brands Hatch Indy

EDlasia Formula 400 inc Sub 64

RACE 5 - LAP CHART

24	1 Lap	1:00.440	73	1 Lap	1:00.351
4	1 Lap	1:00.288	24	1 Lap	58.829
2	29.379	54.824	2	33.822	54.783
86	29.781	55.410	86	33.938	54.626
27	31.362	55.239	4	1 Lap	59.619
51	31.610	55.747	27	35.779	54.758
33	31.910	55.658	33	38.010	55.712
13	33.194	55.806	13	39.876	55.522
59	1 Lap	1:00.530	122	47.056	56.118
122	39.516	55.160	70	50.076	56.474
70	40.609	55.828	21	52.594	56.915
85	43.411	56.005	85	52.738	57.046
127	44.267	56.616	52	53.787	55.978
21	44.324	56.055	127	53.887	57.044
52	45.846	56.640	59	1 Lap	1:01.261
71	1 Lap	1:02.034			
16	48.979	57.683			
61	49.232	56.981			
78	49.419	56.748			
178	1 Lap	1:01.950			

LAP 11 @ 14:18:48.971

NO	BEHIND	LAP TIME
----	--------	----------

14		52.290
58	1 Lap	57.192
11	1.176	52.286
22	1 Lap	57.364
10	1 Lap	56.141
63	1 Lap	56.648
6	2 Laps	1:04.220
154	8.456	53.603
44	1 Lap	58.568
73	1 Lap	1:00.456
24	1 Lap	59.808
4	1 Lap	59.972
2	31.609	54.520
86	31.882	54.391
27	33.591	54.519
33	34.868	55.248
13	36.924	56.020
122	43.508	56.282
59	1 Lap	1:01.274
70	46.172	57.853
21	48.249	56.215
85	48.262	57.141
127	49.413	57.436
52	50.379	56.823

LAP 12 @ 14:19:41.541

NO	BEHIND	LAP TIME
----	--------	----------

14		52.570
11	1.121	52.515
78	1 Lap	57.060
16	1 Lap	57.720
61	1 Lap	57.530
71	2 Laps	1:01.945
58	1 Lap	56.801
22	1 Lap	57.588
10	1 Lap	56.197
63	1 Lap	57.196
178	2 Laps	1:03.916
154	12.930	57.044
6	2 Laps	1:04.676
44	1 Lap	58.818

Weather / Track : Cloudy / Dry

BMCRC - MRO Championships 2015 - Rnd 1 @ Brands Hatch Indy

EDlasia Formula 400 inc Sub 64

RACE 5 - SECTOR ANALYSIS

SECTOR 1 = FL to I1, SECTOR 2 = I1 to I2, SECTOR 3 = I2 to FL, DIFF = Difference To Personal Best Lap

P1 14		Chris BURRAGE		Kawasaki - Saracen Racing/Seton Tuning		
IDEAL LAP TIME : 51.725		BEST LAP TIME : 51.725		DIFFERENCE : 0.000		
LAP	SECTOR 1	SECTOR 2	LAP TIME	MPH	DIFF	TIME OF DAY
1 -		20.819	57.583	75.51	5.858	14:10:05.492
2 -	32.154	20.898	53.052	81.96	1.327	14:10:58.544
3 -	32.003	20.799	52.802	82.35	1.077	14:11:51.346
4 -	31.971	20.968	52.939	82.14	1.214	14:12:44.285
5 -	31.239	20.486	51.725 (1)	84.07		14:13:36.010
6 -	31.414	20.492	51.906 (3)	83.77	0.181	14:14:27.916
7 -	31.345	20.512	51.857 (2)	83.85	0.132	14:15:19.773
8 -	31.370	20.749	52.119	83.43	0.394	14:16:11.892
9 -	31.360	21.363	52.723	82.48	0.998	14:17:04.615
10 -	31.339	20.727	52.066	83.52	0.341	14:17:56.681
11 -	31.359	20.931	52.290	83.16	0.565	14:18:48.971
12 -	31.542	21.028	52.570	82.72	0.845	14:19:41.541

P2 11		Dan RUTH		Kawasaki - Richard Ruth		
IDEAL LAP TIME : 51.654		BEST LAP TIME : 51.789		DIFFERENCE : 0.135		
LAP	SECTOR 1	SECTOR 2	LAP TIME	MPH	DIFF	TIME OF DAY
1 -		21.433	58.619	74.18	6.830	14:10:06.528
2 -	32.216	21.123	53.339	81.52	1.550	14:10:59.867
3 -	31.857	20.980	52.837	82.30	1.048	14:11:52.704
4 -	31.646	20.940	52.586	82.69	0.797	14:12:45.290
5 -	31.630	20.778	52.408	82.97	0.619	14:13:37.698
6 -	31.568	20.546	52.114	83.44	0.325	14:14:29.812
7 -	31.108	20.681	51.789 (1)	83.96		14:15:21.601
8 -	31.290	21.106	52.396	82.99	0.607	14:16:13.997
9 -	31.332	20.663	51.995 (3)	83.63	0.206	14:17:05.992
10 -	31.315	20.554	51.869 (2)	83.83	0.080	14:17:57.861
11 -	31.498	20.788	52.286	83.16	0.497	14:18:50.147
12 -	31.603	20.912	52.515	82.80	0.726	14:19:42.662

P3 154		Andrew SAUNDERS		Kawasaki - RG Racing - MSS Performance		
IDEAL LAP TIME : 52.052		BEST LAP TIME : 52.176		DIFFERENCE : 0.124		
LAP	SECTOR 1	SECTOR 2	LAP TIME	MPH	DIFF	TIME OF DAY
1 -		21.342	58.899	73.83	6.723	14:10:06.808
2 -	32.140	21.273	53.413	81.41	1.237	14:11:00.221
3 -	31.606	21.211	52.817	82.33	0.641	14:11:53.038
4 -	31.551	20.869	52.420 (2)	82.95	0.244	14:12:45.458
5 -	32.034	20.920	52.954	82.12	0.778	14:13:38.412
6 -	31.592	20.584	52.176 (1)	83.34		14:14:30.588
7 -	31.468	21.087	52.555 (3)	82.74	0.379	14:15:23.143
8 -	31.800	21.208	53.008	82.03	0.832	14:16:16.151
9 -	32.469	21.546	54.015	80.50	1.839	14:17:10.166
10 -	32.260	21.398	53.658	81.04	1.482	14:18:03.824
11 -	32.089	21.514	53.603	81.12	1.427	14:18:57.427
12 -	34.364	22.680	57.044	76.23	4.868	14:19:54.471

P4 2		Andrew GILL		Kawasaki -		
IDEAL LAP TIME : 54.248		BEST LAP TIME : 54.437		DIFFERENCE : 0.189		
LAP	SECTOR 1	SECTOR 2	LAP TIME	MPH	DIFF	TIME OF DAY
1 -		22.262	1:02.765	69.28	8.328	14:10:10.674
2 -	33.522	21.756	55.278	78.66	0.841	14:11:05.952
3 -	32.794	22.009	54.803	79.34	0.366	14:12:00.755
4 -	32.889	22.018	54.907	79.19	0.470	14:12:55.662
5 -	33.096	21.860	54.956	79.12	0.519	14:13:50.618
6 -	33.139	21.935	55.074	78.95	0.637	14:14:45.692
7 -	33.212	22.704	55.916	77.77	1.479	14:15:41.608
8 -	33.603	21.588	55.191	78.79	0.754	14:16:36.799
9 -	32.660	21.777	54.437 (1)	79.88		14:17:31.236

Weather / Track : Cloudy / Dry

Brands Hatch Indy
Circuit Length = 1.2079 miles
Start: 14:09 Flag 14:19 End: 14:20

BMCRC - MRO Championships 2015 - Rnd 1 @ Brands Hatch Indy

EDlasia Formula 400 inc Sub 64

RACE 5 - SECTOR ANALYSIS

SECTOR 1 = FL to I1, SECTOR 2 = I1 to I2, SECTOR 3 = I2 to FL, DIFF = Difference To Personal Best Lap

10 -	33.161	21.663	54.824	79.31	0.387	14:18:26.060
11 -	32.815	21.705	54.520 (2)	79.76	0.083	14:19:20.580
12 -	33.040	21.743	54.783 (3)	79.37	0.346	14:20:15.363

P5	86	Mathew SCOTT	Kawasaki -			
IDEAL LAP TIME : 54.382		BEST LAP TIME : 54.391	DIFFERENCE : 0.009			
LAP	SECTOR 1	SECTOR 2	LAP TIME	MPH	DIFF	TIME OF DAY
1 -		21.947	1:00.130	72.31	5.739	14:10:08.039
2 -	33.783	21.677	55.460	78.40	1.069	14:11:03.499
3 -	32.845	21.599	54.444 (2)	79.87	0.053	14:11:57.943
4 -	32.783	21.708	54.491 (3)	79.80	0.100	14:12:52.434
5 -	32.912	21.865	54.777	79.38	0.386	14:13:47.211
6 -	33.076	22.000	55.076	78.95	0.685	14:14:42.287
7 -	34.740	22.158	56.898	76.42	2.507	14:15:39.185
8 -	33.842	21.790	55.632	78.16	1.241	14:16:34.817
9 -	33.990	22.245	56.235	77.32	1.844	14:17:31.052
10 -	33.662	21.748	55.410	78.48	1.019	14:18:26.462
11 -	32.783	21.608	54.391 (1)	79.95		14:19:20.853
12 -	32.907	21.719	54.626	79.60	0.235	14:20:15.479

P6	27	William SMITH	Kawasaki -			
IDEAL LAP TIME : 54.519		BEST LAP TIME : 54.519	DIFFERENCE : 0.000			
LAP	SECTOR 1	SECTOR 2	LAP TIME	MPH	DIFF	TIME OF DAY
1 -		22.199	1:01.173	71.08	6.654	14:10:09.082
2 -	33.984	21.978	55.962	77.70	1.443	14:11:05.044
3 -	33.216	22.271	55.487	78.37	0.968	14:12:00.531
4 -	33.524	22.121	55.645	78.14	1.126	14:12:56.176
5 -	33.385	22.052	55.437	78.44	0.918	14:13:51.613
6 -	32.906	21.934	54.840 (3)	79.29	0.321	14:14:46.453
7 -	33.009	22.651	55.660	78.12	1.141	14:15:42.113
8 -	33.296	21.947	55.243	78.71	0.724	14:16:37.356
9 -	33.052	22.396	55.448	78.42	0.929	14:17:32.804
10 -	33.221	22.018	55.239	78.72	0.720	14:18:28.043
11 -	32.812	21.707	54.519 (1)	79.76		14:19:22.562
12 -	32.938	21.820	54.758 (2)	79.41	0.239	14:20:17.320

P7	33 S	Carl JOHNSTONE	Yamaha - EDlasia			
IDEAL LAP TIME : 54.915		BEST LAP TIME : 55.017	DIFFERENCE : 0.102			
LAP	SECTOR 1	SECTOR 2	LAP TIME	MPH	DIFF	TIME OF DAY
1 -		22.308	1:00.977	71.31	5.960	14:10:08.886
2 -	33.541	22.226	55.767	77.97	0.750	14:11:04.653
3 -	33.056	22.098	55.154	78.84	0.137	14:11:59.807
4 -	33.097	22.056	55.153	78.84	0.136	14:12:54.960
5 -	33.130	21.978	55.108 (3)	78.91	0.091	14:13:50.068
6 -	33.098	21.919	55.017 (1)	79.04		14:14:45.085
7 -	33.637	22.629	56.266	77.28	1.249	14:15:41.351
8 -	32.998	22.084	55.082 (2)	78.94	0.065	14:16:36.433
9 -	33.870	22.630	56.500	76.96	1.483	14:17:32.933
10 -	33.376	22.282	55.658	78.13	0.641	14:18:28.591
11 -	32.996	22.252	55.248	78.71	0.231	14:19:23.839
12 -	33.245	22.467	55.712	78.05	0.695	14:20:19.551

P8	13	Alex FURNISS	Yamaha - Nikki Furniss			
IDEAL LAP TIME : 54.854		BEST LAP TIME : 54.905	DIFFERENCE : 0.051			
LAP	SECTOR 1	SECTOR 2	LAP TIME	MPH	DIFF	TIME OF DAY
1 -		22.493	1:02.369	69.72	7.464	14:10:10.278
2 -	33.626	21.951	55.577	78.24	0.672	14:11:05.855
3 -	33.413	22.136	55.549	78.28	0.644	14:12:01.404
4 -	33.384	21.907	55.291 (2)	78.64	0.386	14:12:56.695
5 -	33.595	21.835	55.430 (3)	78.45	0.525	14:13:52.125

Weather / Track : Cloudy / Dry

Brands Hatch Indy
Circuit Length = 1.2079 miles
Start: 14:09 Flag 14:19 End: 14:20

BMCRC - MRO Championships 2015 - Rnd 1 @ Brands Hatch Indy

EDlasia Formula 400 inc Sub 64

RACE 5 - SECTOR ANALYSIS

SECTOR 1 = FL to I1, SECTOR 2 = I1 to I2, SECTOR 3 = I2 to FL, DIFF = Difference To Personal Best Lap

6 -	33.092	21.813	54.905 (1)	79.20			14:14:47.030
7 -	33.103	22.484	55.587	78.23	0.682		14:15:42.617
8 -	33.767	22.229	55.996	77.65	1.091		14:16:38.613
9 -	33.694	21.762	55.456	78.41	0.551		14:17:34.069
10 -	33.606	22.200	55.806	77.92	0.901		14:18:29.875
11 -	33.765	22.255	56.020	77.62	1.115		14:19:25.895
12 -	33.413	22.109	55.522	78.32	0.617		14:20:21.417

P9 122 Ricky McGOVERN			Kawasaki -			
IDEAL LAP TIME : 55.067		BEST LAP TIME : 55.160		DIFFERENCE : 0.093		
LAP	SECTOR 1	SECTOR 2	LAP TIME	MPH	DIFF	TIME OF DAY
1 -		22.478	1:04.781	67.12	9.621	14:10:12.690
2 -	34.328	21.972	56.300	77.23	1.140	14:11:08.990
3 -	33.957	22.015	55.972	77.69	0.812	14:12:04.962
4 -	34.499	21.913	56.412	77.08	1.252	14:13:01.374
5 -	33.881	21.899	55.780	77.95	0.620	14:13:57.154
6 -	33.770	21.904	55.674 (3)	78.10	0.514	14:14:52.828
7 -	33.275	21.944	55.219 (2)	78.75	0.059	14:15:48.047
8 -	34.247	22.754	57.001	76.28	1.841	14:16:45.048
9 -	33.987	22.002	55.989	77.66	0.829	14:17:41.037
10 -	33.368	21.792	55.160 (1)	78.83		14:18:36.197
11 -	34.182	22.100	56.282	77.26	1.122	14:19:32.479
12 -	33.881	22.237	56.118	77.49	0.958	14:20:28.597

P10 70 Peter THORNTON			Kawasaki - Cadmatic			
IDEAL LAP TIME : 55.311		BEST LAP TIME : 55.536		DIFFERENCE : 0.225		
LAP	SECTOR 1	SECTOR 2	LAP TIME	MPH	DIFF	TIME OF DAY
1 -		22.386	1:04.022	67.92	8.486	14:10:11.931
2 -	34.305	22.428	56.733	76.65	1.197	14:11:08.664
3 -	33.933	22.264	56.197	77.38	0.661	14:12:04.861
4 -	33.761	22.223	55.984	77.67	0.448	14:13:00.845
5 -	33.568	22.111	55.679 (2)	78.10	0.143	14:13:56.524
6 -	33.416	22.469	55.885	77.81	0.349	14:14:52.409
7 -	33.200	22.336	55.536 (1)	78.30		14:15:47.945
8 -	34.191	22.808	56.999	76.29	1.463	14:16:44.944
9 -	33.895	22.623	56.518	76.94	0.982	14:17:41.462
10 -	33.657	22.171	55.828 (3)	77.89	0.292	14:18:37.290
11 -	34.279	23.574	57.853	75.16	2.317	14:19:35.143
12 -	34.060	22.414	56.474	77.00	0.938	14:20:31.617

P11 21 Alan WATSON			Kawasaki - Watson Racing			
IDEAL LAP TIME : 55.431		BEST LAP TIME : 55.819		DIFFERENCE : 0.388		
LAP	SECTOR 1	SECTOR 2	LAP TIME	MPH	DIFF	TIME OF DAY
1 -		22.635	1:05.804	66.08	9.985	14:10:13.713
2 -	34.650	22.452	57.102	76.15	1.283	14:11:10.815
3 -	34.135	22.363	56.498	76.96	0.679	14:12:07.313
4 -	34.045	22.196	56.241	77.32	0.422	14:13:03.554
5 -	34.033	22.192	56.225	77.34	0.406	14:13:59.779
6 -	33.765	22.122	55.887 (2)	77.81	0.068	14:14:55.666
7 -	33.893	21.926	55.819 (1)	77.90		14:15:51.485
8 -	33.505	22.676	56.181	77.40	0.362	14:16:47.666
9 -	34.859	22.425	57.284	75.91	1.465	14:17:44.950
10 -	33.740	22.315	56.055 (3)	77.57	0.236	14:18:41.005
11 -	33.727	22.488	56.215	77.35	0.396	14:19:37.220
12 -	34.440	22.475	56.915	76.40	1.096	14:20:34.135

P12 85 James ROBINSON			Kawasaki - claire palastanga ceramics			
IDEAL LAP TIME : 55.763		BEST LAP TIME : 56.005		DIFFERENCE : 0.242		
LAP	SECTOR 1	SECTOR 2	LAP TIME	MPH	DIFF	TIME OF DAY
1 -		22.597	1:02.882	69.15	6.877	14:10:10.791

Weather / Track : Cloudy / Dry

Brands Hatch Indy
Circuit Length = 1.2079 miles
Start: 14:09 Flag 14:19 End: 14:20

BMCRC - MRO Championships 2015 - Rnd 1 @ Brands Hatch Indy

EDlasia Formula 400 inc Sub 64

RACE 5 - SECTOR ANALYSIS

SECTOR 1 = FL to I1, SECTOR 2 = I1 to I2, SECTOR 3 = I2 to FL, DIFF = Difference To Personal Best Lap

2 -	34.103	22.631	56.734	76.64	0.729	14:11:07.525
3 -	33.721	22.730	56.451	77.03	0.446	14:12:03.976
4 -	33.679	22.745	56.424	77.07	0.419	14:13:00.400
5 -	33.832	22.356	56.188 (2)	77.39	0.183	14:13:56.588
6 -	34.370	22.600	56.970	76.33	0.965	14:14:53.558
7 -	33.680	22.545	56.225 (3)	77.34	0.220	14:15:49.783
8 -	33.923	23.155	57.078	76.18	1.073	14:16:46.861
9 -	34.312	22.914	57.226	75.99	1.221	14:17:44.087
10 -	33.407	22.598	56.005 (1)	77.64		14:18:40.092
11 -	34.282	22.859	57.141	76.10	1.136	14:19:37.233
12 -	34.565	22.481	57.046	76.22	1.041	14:20:34.279

P13 52 Gary JARMAN		Kawasaki - G & S Motorcycle tyres				
IDEAL LAP TIME : 55.787		BEST LAP TIME : 55.978		DIFFERENCE : 0.191		

LAP	SECTOR 1	SECTOR 2	LAP TIME	MPH	DIFF	TIME OF DAY
1 -		22.395	1:03.408	68.58	7.430	14:10:11.317
2 -	34.726	22.081	56.807	76.55	0.829	14:11:08.124
3 -	34.334	22.139	56.473	77.00	0.495	14:12:04.597
4 -	34.617	21.986	56.603	76.82	0.625	14:13:01.200
5 -	34.108	22.346	56.454	77.02	0.476	14:13:57.654
6 -	34.505	21.877	56.382 (3)	77.12	0.404	14:14:54.036
7 -	34.046	22.157	56.203 (2)	77.37	0.225	14:15:50.239
8 -	34.311	22.509	56.820	76.53	0.842	14:16:47.059
9 -	36.005	22.823	58.828	73.92	2.850	14:17:45.887
10 -	34.059	22.581	56.640	76.77	0.662	14:18:42.527
11 -	34.907	21.916	56.823	76.52	0.845	14:19:39.350
12 -	33.910	22.068	55.978 (1)	77.68		14:20:35.328

P14 127 S Adam GREEN		Kawasaki - Royal Air Force Motorsport Association				
IDEAL LAP TIME : 55.986		BEST LAP TIME : 56.211		DIFFERENCE : 0.225		

LAP	SECTOR 1	SECTOR 2	LAP TIME	MPH	DIFF	TIME OF DAY
1 -		22.600	1:02.044	70.08	5.833	14:10:09.953
2 -	34.835	22.448	57.283	75.91	1.072	14:11:07.236
3 -	34.207	22.678	56.885	76.44	0.674	14:12:04.121
4 -	34.345	22.250	56.595 (3)	76.83	0.384	14:13:00.716
5 -	34.168	22.103	56.271 (2)	77.27	0.060	14:13:56.987
6 -	34.195	22.490	56.685	76.71	0.474	14:14:53.672
7 -	33.883	22.328	56.211 (1)	77.36		14:15:49.883
8 -	34.027	23.042	57.069	76.19	0.858	14:16:46.952
9 -	34.973	22.407	57.380	75.78	1.169	14:17:44.332
10 -	34.282	22.334	56.616	76.80	0.405	14:18:40.948
11 -	35.257	22.179	57.436	75.71	1.225	14:19:38.384
12 -	34.221	22.823	57.044	76.23	0.833	14:20:35.428

P15 78 S Keith POVAH		Honda - www.78Plate.com ScreenPrinting				
IDEAL LAP TIME : 56.325		BEST LAP TIME : 56.505		DIFFERENCE : 0.180		

LAP	SECTOR 1	SECTOR 2	LAP TIME	MPH	DIFF	TIME OF DAY
1 -		23.150	1:04.549	67.36	8.044	14:10:12.458
2 -	34.381	22.849	57.230	75.98	0.725	14:11:09.688
3 -	34.180	22.806	56.986 (3)	76.31	0.481	14:12:06.674
4 -	34.286	22.958	57.244	75.96	0.739	14:13:03.918
5 -	34.562	22.838	57.400	75.75	0.895	14:14:01.318
6 -	33.897	23.239	57.136	76.10	0.631	14:14:58.454
7 -	33.777	22.728	56.505 (1)	76.95		14:15:54.959
8 -	34.564	22.794	57.358	75.81	0.853	14:16:52.317
9 -	34.478	22.557	57.035	76.24	0.530	14:17:49.352
10 -	34.200	22.548	56.748 (2)	76.63	0.243	14:18:46.100
11 -	34.320	22.740	57.060	76.21	0.555	14:19:43.160

Weather / Track : Cloudy / Dry

Brands Hatch Indy
Circuit Length = 1.2079 miles
Start: 14:09 Flag 14:19 End: 14:20

BMCRC - MRO Championships 2015 - Rnd 1 @ Brands Hatch Indy

EDlasia Formula 400 inc Sub 64

RACE 5 - SECTOR ANALYSIS

SECTOR 1 = FL to I1, SECTOR 2 = I1 to I2, SECTOR 3 = I2 to FL, DIFF = Difference To Personal Best Lap

P16 16 S Andrew WILKINS			Honda -			
IDEAL LAP TIME : 56.075		BEST LAP TIME : 56.365		DIFFERENCE : 0.290		
LAP	SECTOR 1	SECTOR 2	LAP TIME	MPH	DIFF	TIME OF DAY
1 -		22.753	1:04.918	66.98	8.553	14:10:12.827
2 -	34.980	22.864	57.844	75.17	1.479	14:11:10.671
3 -	34.785	22.506	57.291	75.90	0.926	14:12:07.962
4 -	34.138	22.227	56.365 (1)	77.15		14:13:04.327
5 -	34.199	22.465	56.664	76.74	0.299	14:14:00.991
6 -	33.848	22.561	56.409 (2)	77.09	0.044	14:14:57.400
7 -	33.987	22.656	56.643	76.77	0.278	14:15:54.043
8 -	33.917	22.563	56.480 (3)	76.99	0.115	14:16:50.523
9 -	34.583	22.871	57.454	75.68	1.089	14:17:47.977
10 -	34.926	22.757	57.683	75.38	1.318	14:18:45.660
11 -	35.081	22.639	57.720	75.33	1.355	14:19:43.380

P17 61 S Oliver FOOKS			Aprilia -			
IDEAL LAP TIME : 56.174		BEST LAP TIME : 56.176		DIFFERENCE : 0.002		
LAP	SECTOR 1	SECTOR 2	LAP TIME	MPH	DIFF	TIME OF DAY
1 -		23.715	1:06.154	65.73	9.978	14:10:14.063
2 -	33.926	23.077	57.003	76.28	0.827	14:11:11.066
3 -	34.340	22.640	56.980	76.31	0.804	14:12:08.046
4 -	33.755	22.421	56.176 (1)	77.41		14:13:04.222
5 -	34.523	22.984	57.507	75.61	1.331	14:14:01.729
6 -	33.753	22.793	56.546 (3)	76.90	0.370	14:14:58.275
7 -	33.838	22.749	56.587	76.84	0.411	14:15:54.862
8 -	33.981	22.532	56.513 (2)	76.94	0.337	14:16:51.375
9 -	34.873	22.684	57.557	75.55	1.381	14:17:48.932
10 -	34.195	22.786	56.981	76.31	0.805	14:18:45.913
11 -	34.649	22.881	57.530	75.58	1.354	14:19:43.443

P18 58 Steve YOUNG			Kawasaki - Cadmatic			
IDEAL LAP TIME : 56.445		BEST LAP TIME : 56.616		DIFFERENCE : 0.171		
LAP	SECTOR 1	SECTOR 2	LAP TIME	MPH	DIFF	TIME OF DAY
1 -		23.366	1:07.258	64.65	10.642	14:10:15.167
2 -	35.304	22.382	57.686	75.38	1.070	14:11:12.853
3 -	34.882	22.555	57.437	75.71	0.821	14:12:10.290
4 -	34.593	22.267	56.860 (3)	76.47	0.244	14:13:07.150
5 -	34.285	22.331	56.616 (1)	76.80		14:14:03.766
6 -	34.636	22.390	57.026	76.25	0.410	14:15:00.792
7 -	35.014	22.601	57.615	75.47	0.999	14:15:58.407
8 -	34.687	22.633	57.320	75.86	0.704	14:16:55.727
9 -	34.730	22.160	56.890	76.43	0.274	14:17:52.617
10 -	34.751	22.441	57.192	76.03	0.576	14:18:49.809
11 -	34.508	22.293	56.801 (2)	76.55	0.185	14:19:46.610

P19 22 S Dave HARVIEK			Kawasaki - SW Roofing Ltd			
IDEAL LAP TIME : 56.282		BEST LAP TIME : 56.282		DIFFERENCE : 0.000		
LAP	SECTOR 1	SECTOR 2	LAP TIME	MPH	DIFF	TIME OF DAY
1 -		23.506	1:07.234	64.67	10.952	14:10:15.143
2 -	35.919	23.105	59.024	73.67	2.742	14:11:14.167
3 -	34.273	22.860	57.133	76.11	0.851	14:12:11.300
4 -	34.148	22.593	56.741 (2)	76.63	0.459	14:13:08.041
5 -	33.907	22.375	56.282 (1)	77.26		14:14:04.323
6 -	34.530	22.903	57.433	75.71	1.151	14:15:01.756
7 -	34.379	23.131	57.510	75.61	1.228	14:15:59.266
8 -	34.073	23.506	57.579	75.52	1.297	14:16:56.845
9 -	34.018	22.966	56.984 (3)	76.31	0.702	14:17:53.829
10 -	34.595	22.769	57.364	75.80	1.082	14:18:51.193
11 -	34.778	22.810	57.588	75.51	1.306	14:19:48.781

Weather / Track : Cloudy / Dry

Brands Hatch Indy
Circuit Length = 1.2079 miles
Start: 14:09 Flag 14:19 End: 14:20

BMCRC - MRO Championships 2015 - Rnd 1 @ Brands Hatch Indy

EDlasia Formula 400 inc Sub 64

RACE 5 - SECTOR ANALYSIS

SECTOR 1 = FL to I1, SECTOR 2 = I1 to I2, SECTOR 3 = I2 to FL, DIFF = Difference To Personal Best Lap

P20 10		Sam HOLME		Yamaha -		
IDEAL LAP TIME : 55.688		BEST LAP TIME : 56.141		DIFFERENCE : 0.453		
LAP	SECTOR 1	SECTOR 2	LAP TIME	MPH	DIFF	TIME OF DAY
1 -		24.271	1:09.852	62.25	13.711	14:10:17.761
2 -	34.949	23.850	58.799	73.95	2.658	14:11:16.560
3 -	34.163	23.054	57.217	76.00	1.076	14:12:13.777
4 -	33.956	22.594	56.550	76.89	0.409	14:13:10.327
5 -	36.047	22.511	58.558	74.26	2.417	14:14:08.885
6 -	33.705	22.905	56.610	76.81	0.469	14:15:05.495
7 -	33.860	22.329	56.189 (2)	77.39	0.048	14:16:01.684
8 -	35.246	22.602	57.848	75.17	1.707	14:16:59.532
9 -	34.414	22.581	56.995	76.29	0.854	14:17:56.527
10 -	34.058	22.083	56.141 (1)	77.45		14:18:52.668
11 -	33.605	22.592	56.197 (3)	77.38	0.056	14:19:48.865

P21 63		Daniel HARDY		Kawasaki - DH-Racing		
IDEAL LAP TIME : 56.631		BEST LAP TIME : 56.648		DIFFERENCE : 0.017		
LAP	SECTOR 1	SECTOR 2	LAP TIME	MPH	DIFF	TIME OF DAY
1 -		23.589	1:07.864	64.07	11.216	14:10:15.773
2 -	35.625	23.109	58.734	74.03	2.086	14:11:14.507
3 -	35.131	22.597	57.728	75.32	1.080	14:12:12.235
4 -	35.126	22.380	57.506	75.62	0.858	14:13:09.741
5 -	34.667	22.497	57.164 (3)	76.07	0.516	14:14:06.905
6 -	35.442	22.539	57.981	75.00	1.333	14:15:04.886
7 -	35.021	22.604	57.625	75.46	0.977	14:16:02.511
8 -	34.576	22.815	57.391	75.77	0.743	14:16:59.902
9 -	34.496	22.272	56.768 (2)	76.60	0.120	14:17:56.670
10 -	34.513	22.135	56.648 (1)	76.76		14:18:53.318
11 -	34.943	22.253	57.196	76.02	0.548	14:19:50.514

P22 44		James BUCKETT		Kawasaki -		
IDEAL LAP TIME : 58.111		BEST LAP TIME : 58.202		DIFFERENCE : 0.091		
LAP	SECTOR 1	SECTOR 2	LAP TIME	MPH	DIFF	TIME OF DAY
1 -		23.521	1:06.951	64.95	8.749	14:10:14.860
2 -	35.933	22.993	58.926	73.79	0.724	14:11:13.786
3 -	35.306	23.052	58.358 (2)	74.51	0.156	14:12:12.144
4 -	36.099	23.032	59.131	73.54	0.929	14:13:11.275
5 -	36.164	23.065	59.229	73.42	1.027	14:14:10.504
6 -	35.597	22.926	58.523	74.30	0.321	14:15:09.027
7 -	35.185	23.017	58.202 (1)	74.71		14:16:07.229
8 -	35.277	23.734	59.011	73.69	0.809	14:17:06.240
9 -	35.488	23.030	58.518 (3)	74.31	0.316	14:18:04.758
10 -	35.632	22.936	58.568	74.24	0.366	14:19:03.326
11 -	35.861	22.957	58.818	73.93	0.616	14:20:02.144

P23 73		Stephen BORN		Honda -		
IDEAL LAP TIME : 58.308		BEST LAP TIME : 58.308		DIFFERENCE : 0.000		
LAP	SECTOR 1	SECTOR 2	LAP TIME	MPH	DIFF	TIME OF DAY
1 -		23.655	1:09.052	62.97	10.744	14:10:16.961
2 -	36.296	23.724	1:00.020	72.45	1.712	14:11:16.981
3 -	35.991	23.170	59.161	73.50	0.853	14:12:16.142
4 -	35.972	23.133	59.105 (3)	73.57	0.797	14:13:15.247
5 -	36.717	23.042	59.759	72.76	1.451	14:14:15.006
6 -	35.705	22.977	58.682 (2)	74.10	0.374	14:15:13.688
7 -	35.584	22.724	58.308 (1)	74.57		14:16:11.996
8 -	35.894	23.243	59.137	73.53	0.829	14:17:11.133
9 -	36.126	23.014	59.140	73.53	0.832	14:18:10.273
10 -	37.037	23.419	1:00.456	71.93	2.148	14:19:10.729
11 -	37.125	23.226	1:00.351	72.05	2.043	14:20:11.080

Weather / Track : Cloudy / Dry

Brands Hatch Indy
Circuit Length = 1.2079 miles
Start: 14:09 Flag 14:19 End: 14:20

BMCRC - MRO Championships 2015 - Rnd 1 @ Brands Hatch Indy

EDlasia Formula 400 inc Sub 64

RACE 5 - SECTOR ANALYSIS

SECTOR 1 = FL to I1, SECTOR 2 = I1 to I2, SECTOR 3 = I2 to FL, DIFF = Difference To Personal Best Lap

P24 24 S		Harley GODZISZ		Honda - Jon Boy Services		
IDEAL LAP TIME : 58.624		BEST LAP TIME : 58.829		DIFFERENCE : 0.205		
LAP	SECTOR 1	SECTOR 2	LAP TIME	MPH	DIFF	TIME OF DAY
1 -		24.044	1:08.743	63.25	9.914	14:10:16.652
2 -	35.663	24.127	59.790	72.73	0.961	14:11:16.442
3 -	35.726	23.835	59.561 (3)	73.01	0.732	14:12:16.003
4 -	36.311	23.921	1:00.232	72.19	1.403	14:13:16.235
5 -	35.960	23.460	59.420 (2)	73.18	0.591	14:14:15.655
6 -	35.564	24.083	59.647	72.90	0.818	14:15:15.302
7 -	35.978	23.931	59.909	72.58	1.080	14:16:15.211
8 -	36.596	23.652	1:00.248	72.17	1.419	14:17:15.459
9 -	36.395	24.045	1:00.440	71.94	1.611	14:18:15.899
10 -	35.922	23.886	59.808	72.70	0.979	14:19:15.707
11 -	35.164	23.665	58.829 (1)	73.91		14:20:14.536

P25 4		Nigel FRANKLIN		Kawasaki - Jane Franklin		
IDEAL LAP TIME : 58.945		BEST LAP TIME : 59.205		DIFFERENCE : 0.260		
LAP	SECTOR 1	SECTOR 2	LAP TIME	MPH	DIFF	TIME OF DAY
1 -		24.216	1:09.169	62.86	9.964	14:10:17.078
2 -	36.404	23.950	1:00.354	72.05	1.149	14:11:17.432
3 -	36.292	23.284	59.576 (2)	72.99	0.371	14:12:17.008
4 -	35.893	23.692	59.585 (3)	72.98	0.380	14:13:16.593
5 -	35.990	23.215	59.205 (1)	73.44		14:14:15.798
6 -	35.975	23.867	59.842	72.66	0.637	14:15:15.640
7 -	36.023	23.752	59.775	72.74	0.570	14:16:15.415
8 -	36.797	23.725	1:00.522	71.85	1.317	14:17:15.937
9 -	36.632	23.656	1:00.288	72.13	1.083	14:18:16.225
10 -	35.828	24.144	59.972	72.51	0.767	14:19:16.197
11 -	35.730	23.889	59.619	72.93	0.414	14:20:15.816

P26 59 S		Danielle COOPER		Kawasaki - ePayMe		
IDEAL LAP TIME : 1:00.142		BEST LAP TIME : 1:00.510		DIFFERENCE : 0.368		
LAP	SECTOR 1	SECTOR 2	LAP TIME	MPH	DIFF	TIME OF DAY
1 -		24.321	1:10.406	61.76	9.896	14:10:18.315
2 -	37.658	24.582	1:02.240	69.86	1.730	14:11:20.555
3 -	37.898	25.252	1:03.150	68.86	2.640	14:12:23.705
4 -	37.673	24.624	1:02.297	69.80	1.787	14:13:26.002
5 -	37.376	25.010	1:02.386	69.70	1.876	14:14:28.388
6 -	36.731	23.974	1:00.705 (3)	71.63	0.195	14:15:29.093
7 -	39.099	24.181	1:03.280	68.72	2.770	14:16:32.373
8 -	36.721	23.789	1:00.510 (1)	71.86		14:17:32.883
9 -	37.109	23.421	1:00.530 (2)	71.84	0.020	14:18:33.413
10 -	37.430	23.844	1:01.274	70.96	0.764	14:19:34.687
11 -	37.318	23.943	1:01.261	70.98	0.751	14:20:35.948

P27 71 S		Luke HARVEY		Kawasaki - www.CMSPIPE.com		
IDEAL LAP TIME : 1:01.166		BEST LAP TIME : 1:01.166		DIFFERENCE : 0.000		
LAP	SECTOR 1	SECTOR 2	LAP TIME	MPH	DIFF	TIME OF DAY
1 -		25.164	1:15.382	57.68	14.216	14:10:23.291
2 -	38.871	25.522	1:04.393	67.53	3.227	14:11:27.684
3 -	39.374	24.845	1:04.219	67.71	3.053	14:12:31.903
4 -	37.908	24.691	1:02.599	69.46	1.433	14:13:34.502
5 -	37.582	24.148	1:01.730 (2)	70.44	0.564	14:14:36.232
6 -	38.035	24.011	1:02.046	70.08	0.880	14:15:38.278
7 -	37.401	23.765	1:01.166 (1)	71.09		14:16:39.444
8 -	37.748	24.016	1:01.764 (3)	70.40	0.598	14:17:41.208
9 -	37.850	24.184	1:02.034	70.10	0.868	14:18:43.242
10 -	37.623	24.322	1:01.945	70.20	0.779	14:19:45.187

Weather / Track : Cloudy / Dry

Brands Hatch Indy
Circuit Length = 1.2079 miles
Start: 14:09 Flag 14:19 End: 14:20

BMCRC - MRO Championships 2015 - Rnd 1 @ Brands Hatch Indy

EDlasia Formula 400 inc Sub 64

RACE 5 - SECTOR ANALYSIS

SECTOR 1 = FL to I1, SECTOR 2 = I1 to I2, SECTOR 3 = I2 to FL, DIFF = Difference To Personal Best Lap

P28 178 S		Richard MORRIS		Suzuki - Mark 1 Diggers		
IDEAL LAP TIME : 1:01.497		BEST LAP TIME : 1:01.950		DIFFERENCE : 0.453		
LAP	SECTOR 1	SECTOR 2	LAP TIME	MPH	DIFF	TIME OF DAY
1 -		25.624	1:14.875	58.07	12.925	14:10:22.784
2 -	39.066	25.511	1:04.577	67.33	2.627	14:11:27.361
3 -	39.464	24.866	1:04.330	67.59	2.380	14:12:31.691
4 -	38.089	25.020	1:03.109	68.90	1.159	14:13:34.800
5 -	39.264	25.532	1:04.796	67.11	2.846	14:14:39.596
6 -	38.193	24.463	1:02.656	69.40	0.706	14:15:42.252
7 -	37.991	24.592	1:02.583 (3)	69.48	0.633	14:16:44.835
8 -	37.408	24.565	1:01.973 (2)	70.16	0.023	14:17:46.808
9 -	37.861	24.089	1:01.950 (1)	70.19		14:18:48.758
10 -	39.712	24.204	1:03.916	68.03	1.966	14:19:52.674

P29 6 S		Martin PEARSON		Honda - ASL Powerstream		
IDEAL LAP TIME : 1:03.496		BEST LAP TIME : 1:03.871		DIFFERENCE : 0.375		
LAP	SECTOR 1	SECTOR 2	LAP TIME	MPH	DIFF	TIME OF DAY
1 -		25.818	1:13.474	59.18	9.603	14:10:21.383
2 -	39.067	25.467	1:04.534	67.38	0.663	14:11:25.917
3 -	38.887	25.375	1:04.262	67.66	0.391	14:12:30.179
4 -	38.614	25.355	1:03.969 (2)	67.97	0.098	14:13:34.148
5 -	39.490	25.666	1:05.156	66.74	1.285	14:14:39.304
6 -	39.439	25.741	1:05.180	66.71	1.309	14:15:44.484
7 -	38.367	25.504	1:03.871 (1)	68.08		14:16:48.355
8 -	38.750	25.357	1:04.107 (3)	67.83	0.236	14:17:52.462
9 -	39.091	25.129	1:04.220	67.71	0.349	14:18:56.682
10 -	38.898	25.778	1:04.676	67.23	0.805	14:20:01.358

P30 51		Emma JARMAN		Kawasaki -		
IDEAL LAP TIME : 54.744		BEST LAP TIME : 54.915		DIFFERENCE : 0.171		
LAP	SECTOR 1	SECTOR 2	LAP TIME	MPH	DIFF	TIME OF DAY
1 -		22.360	1:02.054	70.07	7.139	14:10:09.963
2 -	33.283	21.868	55.151	78.84	0.236	14:11:05.114
3 -	33.471	22.030	55.501	78.35	0.586	14:12:00.615
4 -	32.876	22.039	54.915 (1)	79.18		14:12:55.530
5 -	33.080	21.912	54.992 (2)	79.07	0.077	14:13:50.522
6 -	33.103	21.994	55.097 (3)	78.92	0.182	14:14:45.619
7 -	33.083	22.705	55.788	77.94	0.873	14:15:41.407
8 -	33.155	21.986	55.141	78.86	0.226	14:16:36.548
9 -	33.629	22.367	55.996	77.65	1.081	14:17:32.544
10 -	33.223	22.524	55.747	78.00	0.832	14:18:28.291

P31 28 S		Kurt HODGSON		Honda - My very empty wallet		
IDEAL LAP TIME : 58.056		BEST LAP TIME : 58.056		DIFFERENCE : 0.000		
LAP	SECTOR 1	SECTOR 2	LAP TIME	MPH	DIFF	TIME OF DAY
1 -		24.155	1:08.181	63.77	10.125	14:10:16.090
2 -	35.567	23.441	59.008	73.69	0.952	14:11:15.098
3 -	35.374	23.331	58.705	74.07	0.649	14:12:13.803
4 -	35.655	23.157	58.812	73.94	0.756	14:13:12.615
5 -	35.261	23.243	58.504 (3)	74.33	0.448	14:14:11.119
6 -	35.257	23.204	58.461 (2)	74.38	0.405	14:15:09.580
7 -	34.907	23.149	58.056 (1)	74.90		14:16:07.636
8 -	35.080	24.488	59.568	73.00	1.512	14:17:07.204

P32 88		Mark THOMPSON		Kawasaki - Flintstone Tyres / David Simon Tuning		
IDEAL LAP TIME : 55.444		BEST LAP TIME : 55.444		DIFFERENCE : 0.002		
LAP	SECTOR 1	SECTOR 2	LAP TIME	MPH	DIFF	TIME OF DAY
1 -		22.227	1:03.058	68.96	7.612	14:10:10.967
2 -	34.523	22.021	56.544	76.90	1.098	14:11:07.511

Weather / Track : Cloudy / Dry

Brands Hatch Indy
Circuit Length = 1.2079 miles
Start: 14:09 Flag 14:19 End: 14:20

BMCRC - MRO Championships 2015 - Rnd 1 @ Brands Hatch Indy

EDlasia Formula 400 inc Sub 64

RACE 5 - SECTOR ANALYSIS

SECTOR 1 = FL to I1, SECTOR 2 = I1 to I2, SECTOR 3 = I2 to FL, DIFF = Difference To Personal Best Lap

3 -	34.245	22.361	56.606	76.82	1.160	14:12:04.117
4 -	33.864	22.143	56.007 (3)	77.64	0.561	14:13:00.124
5 -	33.458	21.988	55.446 (1)	78.42		14:13:55.570
6 -	33.847	22.349	56.196	77.38	0.750	14:14:51.766
7 -	33.726	21.986	55.712 (2)	78.05	0.266	14:15:47.478

P33 778		Virginia POWER		Kawasaki -		
IDEAL LAP TIME : 1:02.155		BEST LAP TIME : 1:02.276		DIFFERENCE : 0.121		
LAP	SECTOR 1	SECTOR 2	LAP TIME	MPH	DIFF	TIME OF DAY

1 -		25.306	1:15.940	57.26	13.664	14:10:23.849
2 -	39.330	24.884	1:04.214	67.72	1.938	14:11:28.063
3 -	39.729	24.892	1:04.621	67.29	2.345	14:12:32.684
4 -	37.757	24.519	1:02.276 (1)	69.82		14:13:34.960
5 -	39.711	25.310	1:05.021	66.87	2.745	14:14:39.981
6 -	38.456	24.398	1:02.854 (3)	69.18	0.578	14:15:42.835
7 -	37.840	24.702	1:02.542 (2)	69.53	0.266	14:16:45.377

P34 65 S		Andrew MOXON		Honda -		
IDEAL LAP TIME : 1:04.561		BEST LAP TIME : 1:07.195		DIFFERENCE : 2.634		
LAP	SECTOR 1	SECTOR 2	LAP TIME	MPH	DIFF	TIME OF DAY

1 -		24.378	1:11.160 (2)	61.10	3.965	14:10:19.069
2 -	40.183	27.012	1:07.195 (1)	64.71		14:11:26.264

BMCRC - MRO Championships 2015 - Rnd 1 @ Brands Hatch Indy

EDlasia Formula 400 inc Sub 64

RACE 5 - BEST SECTORS

SECTOR 1			SECTOR 2			IDEAL / BEST COMPARISON						
POS	NO	NAME	TIME	NO	NAME	TIME	POS	NO	NAME	IDEAL	BEST	DIFF
									PERFECT LAP	51.594		
1	11	RUTH	31.108	14	BURRAGE	20.486	1	11	RUTH	51.654	51.789	0.135
2	14	BURRAGE	31.239	11	RUTH	20.546	2	14	BURRAGE	51.725	51.725	0.000
3	154	SAUNDERS	31.468	154	SAUNDERS	20.584	3	154	SAUNDERS	52.052	52.176	0.124
4	2	GILL	32.660	2	GILL	21.588	4	2	GILL	54.248	54.437	0.189
5	86	SCOTT	32.783	86	SCOTT	21.599	5	86	SCOTT	54.382	54.391	0.009
6	27	SMITH	32.812	27	SMITH	21.707	6	27	SMITH	54.519	54.519	0.000
7	51	JARMAN	32.876	13	FURNISS	21.762	7	51	JARMAN	54.744	54.915	0.171
8	33	JOHNSTONE	32.996	122	McGOVERN	21.792	8	13	FURNISS	54.854	54.905	0.051
9	13	FURNISS	33.092	51	JARMAN	21.868	9	33	JOHNSTONE	54.915	55.017	0.102
10	70	THORNTON	33.200	52	JARMAN	21.877	10	122	McGOVERN	55.067	55.160	0.093
11	122	McGOVERN	33.275	33	JOHNSTONE	21.919	11	70	THORNTON	55.311	55.536	0.225
12	85	ROBINSON	33.407	21	WATSON	21.926	12	21	WATSON	55.431	55.819	0.388
13	88	THOMPSON	33.458	88	THOMPSON	21.986	13	88	THOMPSON	55.444	55.446	0.002
14	21	WATSON	33.505	10	HOLME	22.083	14	10	HOLME	55.688	56.141	0.453
15	10	HOLME	33.605	127	GREEN	22.103	15	85	ROBINSON	55.763	56.005	0.242
16	61	FOOKS	33.753	70	THORNTON	22.111	16	52	JARMAN	55.787	55.978	0.191
17	78	POVAH	33.777	63	HARDY	22.135	17	127	GREEN	55.986	56.211	0.225
18	16	WILKINS	33.848	58	YOUNG	22.160	18	16	WILKINS	56.075	56.365	0.290
19	127	GREEN	33.883	16	WILKINS	22.227	19	61	FOOKS	56.174	56.176	0.002
20	22	HARVIEK	33.907	85	ROBINSON	22.356	20	22	HARVIEK	56.282	56.282	0.000
21	52	JARMAN	33.910	22	HARVIEK	22.375	21	78	POVAH	56.325	56.505	0.180
22	58	YOUNG	34.285	61	FOOKS	22.421	22	58	YOUNG	56.445	56.616	0.171
23	63	HARDY	34.496	78	POVAH	22.548	23	63	HARDY	56.631	56.648	0.017
24	28	HODGSON	34.907	73	BORN	22.724	24	28	HODGSON	58.056	58.056	0.000
25	24	GODZISZ	35.164	44	BUCKETT	22.926	25	44	BUCKETT	58.111	58.202	0.091
26	44	BUCKETT	35.185	28	HODGSON	23.149	26	73	BORN	58.308	58.308	0.000
27	73	BORN	35.584	4	FRANKLIN	23.215	27	24	GODZISZ	58.624	58.829	0.205
28	4	FRANKLIN	35.730	59	COOPER	23.421	28	4	FRANKLIN	58.945	59.205	0.260
29	59	COOPER	36.721	24	GODZISZ	23.460	29	59	COOPER	1:00.142	1:00.510	0.368
30	71	HARVEY	37.401	71	HARVEY	23.765	30	71	HARVEY	1:01.166	1:01.166	0.000
31	178	MORRIS	37.408	178	MORRIS	24.089	31	178	MORRIS	1:01.497	1:01.950	0.453
32	778	POWER	37.757	65	MOXON	24.378	32	778	POWER	1:02.155	1:02.276	0.121
33	6	PEARSON	38.367	778	POWER	24.398	33	6	PEARSON	1:03.496	1:03.871	0.375
34	65	MOXON	40.183	6	PEARSON	25.129	34	65	MOXON	1:04.561	1:07.195	2.634

Weather / Track : Cloudy / Dry

Results can be found at www.tsl-timing.com

Brands Hatch Indy
 Circuit Length = 1.2079 miles
 Start: 14:09 Flag 14:19 End: 14:20

Printed - 14:22 Saturday, 28 March 2015

BMCRC - MRO Championships 2015 - Rnd 1 @ Brands Hatch Indy

EDlasia Formula 400 inc Sub 64

RACE 15 - GRID



ROW 12	35	56	Andrew PITT	34	65	Andrew MOXON			
ROW 11	33	778	Virginia POWER	32	88	Mark THOMPSON	31	28	Kurt HODGSON
ROW 10	30	51	Emma JARMAN	29	6	Martin PEARSON	28	178	Richard MORRIS
ROW 9	27	71	Luke HARVEY	26	59	Danielle COOPER	25	4	Nigel FRANKLIN
ROW 8	24	24	Harley GODZISZ	23	73	Stephen BORN	22	44	James BUCKETT
ROW 7	21	63	Daniel HARDY	20	10	Sam HOLME	19	22	Dave HARVIEK
ROW 6	18	58	Steve YOUNG	17	61	Oliver FOOKS	16	16	Andrew WILKINS
ROW 5	15	78	Keith POVAH	14	127	Adam GREEN	13	52	Gary JARMAN
ROW 4	12	85	James ROBINSON	11	21	Alan WATSON	10	70	Peter THORNTON
ROW 3	9	122	Ricky McGOVERN	8	13	Alex FURNISS	7	33	Carl JOHNSTONE
ROW 2	6	27	William SMITH	5	86	Mathew SCOTT	4	2	Andrew GILL
ROW 1	3	154	Andrew SAUNDERS	2	11	Dan RUTH	1	14	Chris BURRAGE
									Pole

Brands Hatch Indy
Circuit Length = 1.2079 miles

These results are provisional until the conclusion of any judicial and technical matters.

Clerk Of Course :	Timekeeper :
-------------------	--------------

Results can be found at www.tsl-timing.com

Printed - 14:23 Saturday, 28 March 2015



BMCRC - MRO Championships 2015 - Rnd 1 @ Brands Hatch Indy

EDlasia Formula 400 inc Sub 64

RACE 15 - CLASSIFICATION



POS	NO	CL	PIC NAME	ENTRY	LAPS	TIME	GAP	DIFF	MPH	BEST	ON
1	14		1 Chris BURRAGE	Kawasaki - Saracen Racing/Seton Tuning	12	10:30.997			82.69	51.600	3
2	11		2 Dan RUTH	Kawasaki - Richard Ruth	12	10:31.594	0.597	0.597	82.62	51.566	12
3	86		3 Mathew SCOTT	Kawasaki -	12	10:58.884	27.887	27.290	79.19	53.892	8
4	2		4 Andrew GILL	Kawasaki -	12	10:59.409	28.412	0.525	79.13	53.980	8
5	154		5 Andrew SAUNDERS	Kawasaki - RG Racing - MSS Performance	12	11:02.204	31.207	2.795	78.80	54.282	8
6	13		6 Alex FURNISS	Yamaha - Nikki Furniss	12	11:13.033	42.036	10.829	77.53	55.172	8
7	122		7 Ricky McGOVERN	Kawasaki -	12	11:13.126	42.129	0.093	77.52	54.351	10
8	27		8 William SMITH	Kawasaki -	12	11:13.360	42.363	0.234	77.49	55.094	9
9	52		9 Gary JARMAN	Kawasaki - G & S Motorcycle tyres	12	11:17.437	46.440	4.077	77.03	54.726	10
10	51		10 Emma JARMAN	Kawasaki -	12	11:17.830	46.833	0.393	76.98	54.382	12
11	21		11 Alan WATSON	Kawasaki - Watson Racing	12	11:22.565	51.568	4.735	76.45	55.336	9
12	88		12 Mark THOMPSON	Kawasaki - Flintstone Tyres / David Simon Tuning	12	11:23.376	52.379	0.811	76.36	54.369	11
13	85		13 James ROBINSON	Kawasaki - claire palastanga ceramics	12	11:23.528	52.531	0.152	76.34	55.473	9
14	70		14 Peter THORNTON	Kawasaki - Cadmatic	12	11:23.758	52.761	0.230	76.31	55.603	8
15	16	S	1 Andrew WILKINS	Honda -	12	11:25.776	54.779	2.018	76.09	55.584	12
16	10		15 Sam HOLME	Yamaha -	12	11:26.374	55.377	0.598	76.02	55.513	12
17	78	S	2 Keith POVAH	Honda - www.78Plate.com ScreenPrinting	11	10:32.166	1 Lap	1 Lap	75.66	55.590	10
18	61	S	3 Oliver FOOKS	Aprilia -	11	10:34.155	1 Lap	1.989	75.43	55.864	10
19	33	S	4 Carl JOHNSTONE	Yamaha - EDlasia	11	10:42.377	1 Lap	8.222	74.46	57.280	5
20	63		16 Daniel HARDY	Kawasaki - DH-Racing	11	10:47.799	1 Lap	5.422	73.84	57.036	10
21	58		17 Steve YOUNG	Kawasaki - Cadmatic	11	10:47.872	1 Lap	0.073	73.83	56.790	8
22	28	S	5 Kurt HODGSON	Honda - My very empty wallet	11	10:48.463	1 Lap	0.591	73.76	56.282	11
23	73		18 Stephen BORN	Honda -	11	10:50.012	1 Lap	1.549	73.59	56.919	11
24	24	S	6 Harley GODZISZ	Honda - Jon Boy Services	11	10:57.626	1 Lap	7.614	72.73	58.473	7
25	4		19 Nigel FRANKLIN	Kawasaki - Jane Franklin	11	11:04.987	1 Lap	7.361	71.93	58.531	10
26	71	S	7 Luke HARVEY	Kawasaki - www.CMSPIPE.com	11	11:06.338	1 Lap	1.351	71.78	58.218	10
27	778		20 Virginia POWER	Kawasaki -	11	11:12.218	1 Lap	5.880	71.15	59.235	5
28	178	S	8 Richard MORRIS	Suzuki - Mark 1 Diggers	10	11:03.963	2 Laps	1 Lap	65.49	1:03.408	8

NOT CLASSIFIED

DNF	127	S	Adam GREEN	Kawasaki - Royal Air Force Motorsport Association	9	8:37.309	3 Laps	1 Lap	75.65	56.085	4
DNF	6	S	Martin PEARSON	Honda - ASL Powerstream	6	6:40.733	6 Laps	3 Laps	65.10	1:04.356	3
DNF	59	S	Danielle COOPER	Kawasaki - ePayMe	3	3:11.959	9 Laps	3 Laps	67.96	1:01.032	2
DNF	22	S	Dave HARVIEK	Kawasaki - SW Roofing Ltd	1	1:09.741	11 Laps	2 Laps	62.35	1:09.741	1
DNF	65	S	Andrew MOXON	Honda -	1	1:10.586	11 Laps	0.845	61.60	1:10.586	1

FASTEST LAP

11			Dan RUTH	Kawasaki - Richard Ruth	12	51.566		84.33 mph	135.71 kph
16	S		Andrew WILKINS	Honda -	12	55.584		78.23 mph	125.90 kph

Class - 90% of Race Speed = 74.42 mph
 Class S - 90% of Race Speed = 68.48 mph

Brands Hatch Indy
 Circuit Length = 1.2079 miles
 Start: 17:07 Flag 17:18 End: 17:19

Weather / Track : Cloudy / Dry

These results are provisional until the conclusion of any judicial and technical matters.

Clerk Of Course :	Timekeeper :
-------------------	--------------

Results can be found at www.tsl-timing.com

Printed - 17:20 Saturday, 28 March 2015



BMCR - MRO Championships 2015 - Rnd 1 @ Brands Hatch Indy

EDlasia Formula 400 inc Sub 64

RACE 15 - LAP CHART

LAP 1 @ 17:08:51.338

NO	BEHIND	LAP TIME
14		56.503
11	0.953	57.456
2	2.838	59.341
154	3.641	1:00.144
86	3.924	1:00.427
27	4.892	1:01.395
13	4.950	1:01.453
122	5.884	1:02.387
52	5.998	1:02.501
127	6.788	1:03.291
70	6.980	1:03.483
16	7.542	1:04.045
33	7.606	1:04.109
85	8.090	1:04.593
78	8.332	1:04.835
10	9.095	1:05.598
61	9.521	1:06.024
24	10.059	1:06.562
51	10.173	1:06.676
21	10.383	1:06.886
73	10.828	1:07.331
88	11.210	1:07.713
63	12.693	1:09.196
4	12.946	1:09.449
59	13.121	1:09.624
22	13.238	1:09.741
58	13.248	1:09.751
28	13.258	1:09.761
65	14.083	1:10.586
71	14.848	1:11.351
778	16.554	1:13.057
6	17.089	1:13.592
178	18.796	1:15.299

LAP 2 @ 17:09:43.712

NO	BEHIND	LAP TIME
14		52.374
11	1.340	52.761
2	5.531	55.067
154	6.319	55.052
86	6.432	54.882
27	8.692	56.174
13	8.820	56.244
122	10.060	56.550
52	10.574	56.950
70	10.735	56.129
127	11.284	56.870
16	11.494	56.326
33	12.645	57.413
85	12.884	57.168
78	13.159	57.201
10	13.722	57.001
61	13.806	56.659
51	13.806	56.007
21	13.997	55.988
88	16.798	57.962
24	17.006	59.321
73	17.363	58.909
63	19.421	59.102
58	20.316	59.442
4	20.559	59.987
28	20.851	59.967

LAP 3 @ 17:10:35.312

NO	BEHIND	LAP TIME
14		51.600
11	2.010	52.270
2	8.918	54.987
86	9.191	54.359
154	9.286	54.567
13	12.703	55.483
27	13.369	56.277
122	14.386	55.926
70	14.766	55.631
52	15.328	56.354
127	16.213	56.529
16	16.549	56.655
85	17.520	56.236
78	18.449	56.890
10	18.666	56.544
51	18.863	56.657
33	19.023	57.978
21	19.392	56.995
61	19.594	57.388
88	22.050	56.852
73	24.300	58.537
24	24.420	59.014
63	26.446	58.625
58	27.032	58.316
28	27.886	58.635
4	28.049	59.090
59	31.482	1:01.303
71	32.008	1:01.282
778	33.668	59.493
6	42.413	1:04.356
178	46.638	1:05.145

LAP 4 @ 17:11:27.430

NO	BEHIND	LAP TIME
14		52.118
11	2.151	52.259
2	11.538	54.738
86	11.749	54.676
154	12.034	54.866
13	16.296	55.711
27	17.035	55.784
122	18.171	55.903
70	18.374	55.726
52	18.926	55.716
127	20.180	56.085
16	20.775	56.344
85	21.041	55.639
10	23.151	56.603
51	23.583	56.838
21	24.075	56.801
78	24.136	57.805
61	24.637	57.161
33	25.254	58.349
88	25.785	55.853
73	30.980	58.798
24	31.061	58.759

LAP 5 @ 17:12:20.161

NO	BEHIND	LAP TIME
14		52.731
11	1.587	52.167
6	1 Lap	1:05.057
178	1 Lap	1:06.105
2	12.893	54.086
86	13.397	54.379
154	13.780	54.477
13	19.302	55.737
27	20.012	55.708
122	20.988	55.548
70	21.416	55.773
52	22.034	55.839
127	23.708	56.259
16	23.915	55.871
85	24.125	55.815
10	26.291	55.871
51	26.401	55.549
21	26.818	55.474
78	28.722	57.317
61	28.791	56.885
33	29.803	57.280
88	32.166	59.112
73	37.436	59.187
63	37.550	58.159
24	37.863	59.533
58	37.969	58.005
28	38.922	57.908
4	41.807	59.672
71	47.043	59.521
778	47.608	59.235

LAP 6 @ 17:13:12.041

NO	BEHIND	LAP TIME
14		51.880
11	1.811	52.104
2	15.987	54.974
86	16.122	54.605
6	1 Lap	1:05.625
154	16.596	54.696
178	1 Lap	1:05.098
13	22.946	55.524
27	23.944	55.812
122	24.618	55.510
70	25.416	55.880
52	25.638	55.484
127	28.170	56.342
16	28.820	56.785
51	29.626	55.105
85	30.228	57.983
21	30.689	55.751
10	30.706	56.295
78	33.665	56.823
61	33.992	57.081
33	35.407	57.484
88	36.164	55.878

LAP 7 @ 17:14:04.594

NO	BEHIND	LAP TIME
14		52.553
11	1.415	52.157
71	1 Lap	59.594
778	1 Lap	1:00.680
2	17.449	54.015
86	17.691	54.122
154	18.538	54.495
13	25.980	55.587
27	26.557	55.166
122	27.987	55.922
52	30.357	57.272
70	30.814	57.951
6	1 Lap	1:07.161
127	33.212	57.595
51	33.469	56.396
16	33.576	57.309
85	33.871	56.196
21	34.081	55.945
10	34.512	56.359
178	1 Lap	1:06.519
61	37.854	56.415
78	38.139	57.027
88	38.375	54.764
33	40.460	57.606
63	48.875	58.138
58	49.159	57.718
73	49.863	57.845
28	50.710	57.836
24	51.123	58.473

LAP 8 @ 17:14:57.338

NO	BEHIND	LAP TIME
14		52.744
11	1.210	52.539
4	1 Lap	1:00.103
71	1 Lap	59.350
778	1 Lap	59.246
2	18.685	53.980
86	18.839	53.892
154	20.076	54.282
13	28.408	55.172
27	29.161	55.348
122	30.750	55.507
52	33.125	55.512
70	33.673	55.603
51	35.659	54.934
127	37.445	56.977
85	37.532	56.405
21	37.716	56.379
16	37.764	56.932
10	38.714	56.946
88	41.756	56.125
61	42.148	57.038
78	42.374	56.979
33	46.071	58.355

LAP 9 @ 17:15:50.050

NO	BEHIND	LAP TIME
14		52.712
58	1 Lap	56.790
63	1 Lap	57.493
11	1.279	52.781
73	1 Lap	57.566
28	1 Lap	57.357
24	1 Lap	58.844
4	1 Lap	59.845
71	1 Lap	58.805
778	1 Lap	59.512
2	20.532	54.559
86	20.687	54.560
154	22.658	55.294
13	31.188	55.492
27	31.543	55.094
122	32.926	54.888
52	36.063	55.650
70	36.851	55.890
51	37.821	54.874
85	40.293	55.473
21	40.340	55.336
127	42.094	57.361
16	42.250	57.198
10	42.515	56.513
88	44.084	55.040
78	45.571	55.909
61	46.179	56.743
33	51.068	57.709

LAP 10 @ 17:16:42.139

NO	BEHIND	LAP TIME
14		52.089
11	1.057	51.867
58	1 Lap	57.035
63	1 Lap	57.334
178	2 Laps	1:03.408
28	1 Lap	57.228
73	1 Lap	58.012
24	1 Lap	59.075
4	1 Lap	1:00.224
71	1 Lap	59.194
2	22.705	54.262
86	23.045	54.447
778	1 Lap	59.598
154	24.873	54.304
13	34.866	55.767
27	35.147	55.693
122	35.188	54.351
52	38.700	54.726
70	41.109	56.347
51	41.313	55.581
21	43.630	55.379
85	44.617	56.413
16	46.825	56.664
10	47.114	56.688
88	47.167	55.172
78	49.072	55.590
61	49.954	55.864

Weather / Track : Cloudy / Dry

Results can be found at www.tsl-timing.com

Page 1 of 2

Brands Hatch Indy
Circuit Length = 1.2079 miles
Start: 17:07 Flag 17:18 End: 17:19

Printed - 17:21 Saturday, 28 March 2015

BMCRC - MRO Championships 2015 - Rnd 1 @ Brands Hatch Indy

EDlasia Formula 400 inc Sub 64

RACE 15 - LAP CHART

LAP 11 @ 17:17:33.986

NO	BEHIND	LAP TIME
14		51.847
11	0.877	51.667
33	1 Lap	57.717
58	1 Lap	57.544
63	1 Lap	57.036
28	1 Lap	57.127
73	1 Lap	57.893
24	1 Lap	59.560
178	2 Laps	1:06.670
86	25.778	54.580
2	25.791	54.933
4	1 Lap	58.531
154	27.892	54.866
71	1 Lap	58.218
778	1 Lap	59.772
13	38.475	55.456
27	38.892	55.592
122	38.923	55.582
52	42.420	55.567
51	44.297	54.831
21	47.170	55.387
70	47.213	57.951
85	48.709	55.939
88	49.689	54.369
16	51.041	56.063
10	51.710	56.443

LAP 12 @ 17:18:25.832

NO	BEHIND	LAP TIME
14		51.846
11	0.597	51.566
78	1 Lap	55.790
61	1 Lap	56.897
33	1 Lap	58.377
63	1 Lap	57.302
58	1 Lap	57.585
28	1 Lap	56.282
73	1 Lap	56.919
24	1 Lap	59.265
86	27.887	53.955
2	28.412	54.467
154	31.207	55.161
178	2 Laps	1:03.499
4	1 Lap	59.095
71	1 Lap	58.808
778	1 Lap	1:00.476
13	42.036	55.407
122	42.129	55.052
27	42.363	55.317
52	46.440	55.866
51	46.833	54.382
21	51.568	56.244
88	52.379	54.536
85	52.531	55.668
70	52.761	57.394
16	54.779	55.584
10	55.377	55.513

Weather / Track : Cloudy / Dry

BMCRC - MRO Championships 2015 - Rnd 1 @ Brands Hatch Indy

EDlasia Formula 400 inc Sub 64

RACE 15 - SECTOR ANALYSIS

SECTOR 1 = FL to I1, SECTOR 2 = I1 to I2, SECTOR 3 = I2 to FL, DIFF = Difference To Personal Best Lap

P1 14		Chris BURRAGE		Kawasaki - Saracen Racing/Seton Tuning		
IDEAL LAP TIME : 51.548		BEST LAP TIME : 51.600		DIFFERENCE : 0.052		
LAP	SECTOR 1	SECTOR 2	LAP TIME	MPH	DIFF	TIME OF DAY
1 -		20.709	56.503	76.96	4.903	17:08:51.338
2 -	31.573	20.801	52.374	83.02	0.774	17:09:43.712
3 -	31.094	20.506	51.600 (1)	84.27		17:10:35.312
4 -	31.282	20.836	52.118	83.43	0.518	17:11:27.430
5 -	31.845	20.886	52.731	82.46	1.131	17:12:20.161
6 -	31.270	20.610	51.880	83.82	0.280	17:13:12.041
7 -	31.444	21.109	52.553	82.74	0.953	17:14:04.594
8 -	32.053	20.691	52.744	82.44	1.144	17:14:57.338
9 -	31.795	20.917	52.712	82.49	1.112	17:15:50.050
10 -	31.452	20.637	52.089	83.48	0.489	17:16:42.139
11 -	31.175	20.672	51.847 (3)	83.87	0.247	17:17:33.986
12 -	31.042	20.804	51.846 (2)	83.87	0.246	17:18:25.832

P2 11		Dan RUTH		Kawasaki - Richard Ruth		
IDEAL LAP TIME : 51.566		BEST LAP TIME : 51.566		DIFFERENCE : 0.000		
LAP	SECTOR 1	SECTOR 2	LAP TIME	MPH	DIFF	TIME OF DAY
1 -		21.001	57.456	75.68	5.890	17:08:52.291
2 -	31.729	21.032	52.761	82.42	1.195	17:09:45.052
3 -	31.346	20.924	52.270	83.19	0.704	17:10:37.322
4 -	31.282	20.977	52.259	83.21	0.693	17:11:29.581
5 -	31.322	20.845	52.167	83.35	0.601	17:12:21.748
6 -	31.244	20.860	52.104	83.46	0.538	17:13:13.852
7 -	31.218	20.939	52.157	83.37	0.591	17:14:06.009
8 -	31.771	20.768	52.539	82.76	0.973	17:14:58.548
9 -	31.702	21.079	52.781	82.38	1.215	17:15:51.329
10 -	31.243	20.624	51.867 (3)	83.84	0.301	17:16:43.196
11 -	31.141	20.526	51.667 (2)	84.16	0.101	17:17:34.863
12 -	31.051	20.515	51.566 (1)	84.33		17:18:26.429

P3 86		Mathew SCOTT		Kawasaki -		
IDEAL LAP TIME : 53.869		BEST LAP TIME : 53.892		DIFFERENCE : 0.023		
LAP	SECTOR 1	SECTOR 2	LAP TIME	MPH	DIFF	TIME OF DAY
1 -		21.822	1:00.427	71.96	6.535	17:08:55.262
2 -	33.206	21.676	54.882	79.23	0.990	17:09:50.144
3 -	32.759	21.600	54.359	79.99	0.467	17:10:44.503
4 -	33.122	21.554	54.676	79.53	0.784	17:11:39.179
5 -	32.899	21.480	54.379	79.96	0.487	17:12:33.558
6 -	32.960	21.645	54.605	79.63	0.713	17:13:28.163
7 -	32.585	21.537	54.122 (3)	80.34	0.230	17:14:22.285
8 -	32.539	21.353	53.892 (1)	80.69		17:15:16.177
9 -	33.164	21.396	54.560	79.70	0.668	17:16:10.737
10 -	32.679	21.768	54.447	79.86	0.555	17:17:05.184
11 -	32.744	21.836	54.580	79.67	0.688	17:17:59.764
12 -	32.625	21.330	53.955 (2)	80.59	0.063	17:18:53.719

P4 2		Andrew GILL		Kawasaki -		
IDEAL LAP TIME : 53.676		BEST LAP TIME : 53.980		DIFFERENCE : 0.304		
LAP	SECTOR 1	SECTOR 2	LAP TIME	MPH	DIFF	TIME OF DAY
1 -		21.832	59.341	73.28	5.361	17:08:54.176
2 -	33.158	21.909	55.067	78.96	1.087	17:09:49.243
3 -	32.986	22.001	54.987	79.08	1.007	17:10:44.230
4 -	32.921	21.817	54.738	79.44	0.758	17:11:38.968
5 -	32.453	21.633	54.086 (3)	80.40	0.106	17:12:33.054
6 -	33.201	21.773	54.974	79.10	0.994	17:13:28.028
7 -	32.493	21.522	54.015 (2)	80.50	0.035	17:14:22.043
8 -	32.595	21.385	53.980 (1)	80.55		17:15:16.023
9 -	32.917	21.642	54.559	79.70	0.579	17:16:10.582

Weather / Track : Cloudy / Dry

Brands Hatch Indy
Circuit Length = 1.2079 miles
Start: 17:07 Flag 17:18 End: 17:19

BMCRC - MRO Championships 2015 - Rnd 1 @ Brands Hatch Indy

EDlasia Formula 400 inc Sub 64

RACE 15 - SECTOR ANALYSIS

SECTOR 1 = FL to I1, SECTOR 2 = I1 to I2, SECTOR 3 = I2 to FL, DIFF = Difference To Personal Best Lap

10 -	32.546	21.716	54.262	80.14	0.282	17:17:04.844
11 -	32.934	21.999	54.933	79.16	0.953	17:17:59.777
12 -	33.244	21.223	54.467	79.83	0.487	17:18:54.244

P5 154 Andrew SAUNDERS		Kawasaki - RG Racing - MSS Performance				
IDEAL LAP TIME : 54.218		BEST LAP TIME : 54.282		DIFFERENCE : 0.064		
LAP	SECTOR 1	SECTOR 2	LAP TIME	MPH	DIFF	TIME OF DAY
1 -		22.006	1:00.144	72.30	5.862	17:08:54.979
2 -	32.974	22.078	55.052	78.99	0.770	17:09:50.031
3 -	32.675	21.892	54.567	79.69	0.285	17:10:44.598
4 -	32.984	21.882	54.866	79.25	0.584	17:11:39.464
5 -	32.427	22.050	54.477 (3)	79.82	0.195	17:12:33.941
6 -	32.726	21.970	54.696	79.50	0.414	17:13:28.637
7 -	32.704	21.791	54.495	79.79	0.213	17:14:23.132
8 -	32.467	21.815	54.282 (1)	80.11		17:15:17.414
9 -	33.163	22.131	55.294	78.64	1.012	17:16:12.708
10 -	32.461	21.843	54.304 (2)	80.07	0.022	17:17:07.012
11 -	32.666	22.200	54.866	79.25	0.584	17:18:01.878
12 -	32.754	22.407	55.161	78.83	0.879	17:18:57.039

P6 13 Alex FURNISS		Yamaha - Nikki Furniss				
IDEAL LAP TIME : 55.136		BEST LAP TIME : 55.172		DIFFERENCE : 0.036		
LAP	SECTOR 1	SECTOR 2	LAP TIME	MPH	DIFF	TIME OF DAY
1 -		22.166	1:01.453	70.76	6.281	17:08:56.288
2 -	34.234	22.010	56.244	77.31	1.072	17:09:52.532
3 -	33.319	22.164	55.483	78.37	0.311	17:10:48.015
4 -	33.517	22.194	55.711	78.05	0.539	17:11:43.726
5 -	33.511	22.226	55.737	78.02	0.565	17:12:39.463
6 -	33.458	22.066	55.524	78.31	0.352	17:13:34.987
7 -	33.524	22.063	55.587	78.23	0.415	17:14:30.574
8 -	33.236	21.936	55.172 (1)	78.81		17:15:25.746
9 -	33.438	22.054	55.492	78.36	0.320	17:16:21.238
10 -	33.740	22.027	55.767	77.97	0.595	17:17:17.005
11 -	33.556	21.900	55.456 (3)	78.41	0.284	17:18:12.461
12 -	33.246	22.161	55.407 (2)	78.48	0.235	17:19:07.868

P7 122 Ricky McGOVERN		Kawasaki -				
IDEAL LAP TIME : 54.351		BEST LAP TIME : 54.351		DIFFERENCE : 0.000		
LAP	SECTOR 1	SECTOR 2	LAP TIME	MPH	DIFF	TIME OF DAY
1 -		22.485	1:02.387	69.70	8.036	17:08:57.222
2 -	34.338	22.212	56.550	76.89	2.199	17:09:53.772
3 -	33.944	21.982	55.926	77.75	1.575	17:10:49.698
4 -	33.875	22.028	55.903	77.78	1.552	17:11:45.601
5 -	33.397	22.151	55.548	78.28	1.197	17:12:41.149
6 -	33.717	21.793	55.510	78.33	1.159	17:13:36.659
7 -	33.411	22.511	55.922	77.76	1.571	17:14:32.581
8 -	33.630	21.877	55.507	78.34	1.156	17:15:28.088
9 -	33.208	21.680	54.888 (2)	79.22	0.537	17:16:22.976
10 -	32.925	21.426	54.351 (1)	80.00		17:17:17.327
11 -	33.860	21.722	55.582	78.23	1.231	17:18:12.909
12 -	33.178	21.874	55.052 (3)	78.99	0.701	17:19:07.961

P8 27 William SMITH		Kawasaki -				
IDEAL LAP TIME : 54.779		BEST LAP TIME : 55.094		DIFFERENCE : 0.315		
LAP	SECTOR 1	SECTOR 2	LAP TIME	MPH	DIFF	TIME OF DAY
1 -		22.123	1:01.395	70.82	6.301	17:08:56.230
2 -	34.057	22.117	56.174	77.41	1.080	17:09:52.404
3 -	34.191	22.086	56.277	77.27	1.183	17:10:48.681
4 -	33.695	22.089	55.784	77.95	0.690	17:11:44.465
5 -	33.392	22.316	55.708	78.06	0.614	17:12:40.173

Weather / Track : Cloudy / Dry

Brands Hatch Indy
Circuit Length = 1.2079 miles
Start: 17:07 Flag 17:18 End: 17:19

BMCRC - MRO Championships 2015 - Rnd 1 @ Brands Hatch Indy

EDlasia Formula 400 inc Sub 64

RACE 15 - SECTOR ANALYSIS

SECTOR 1 = FL to I1, SECTOR 2 = I1 to I2, SECTOR 3 = I2 to FL, DIFF = Difference To Personal Best Lap

6 -	33.665	22.147	55.812	77.91	0.718	17:13:35.985
7 -	33.266	21.900	55.166 (2)	78.82	0.072	17:14:31.151
8 -	33.524	21.824	55.348	78.56	0.254	17:15:26.499
9 -	32.955	22.139	55.094 (1)	78.93		17:16:21.593
10 -	33.679	22.014	55.693	78.08	0.599	17:17:17.286
11 -	33.666	21.926	55.592	78.22	0.498	17:18:12.878
12 -	33.298	22.019	55.317 (3)	78.61	0.223	17:19:08.195

P9 52 Gary JARMAN		Kawasaki - G & S Motorcycle tyres				
IDEAL LAP TIME : 54.548		BEST LAP TIME : 54.726		DIFFERENCE : 0.178		
LAP	SECTOR 1	SECTOR 2	LAP TIME	MPH	DIFF	TIME OF DAY
1 -		22.373	1:02.501	69.57	7.775	17:08:57.336
2 -	34.688	22.262	56.950	76.35	2.224	17:09:54.286
3 -	34.186	22.168	56.354	77.16	1.628	17:10:50.640
4 -	33.871	21.845	55.716	78.04	0.990	17:11:46.356
5 -	33.943	21.896	55.839	77.87	1.113	17:12:42.195
6 -	33.595	21.889	55.484 (2)	78.37	0.758	17:13:37.679
7 -	35.013	22.259	57.272	75.92	2.546	17:14:34.951
8 -	33.707	21.805	55.512 (3)	78.33	0.786	17:15:30.463
9 -	33.790	21.860	55.650	78.14	0.924	17:16:26.113
10 -	32.808	21.918	54.726 (1)	79.46		17:17:20.839
11 -	33.571	21.996	55.567	78.25	0.841	17:18:16.406
12 -	34.126	21.740	55.866	77.83	1.140	17:19:12.272

P10 51 Emma JARMAN		Kawasaki -				
IDEAL LAP TIME : 54.382		BEST LAP TIME : 54.382		DIFFERENCE : 0.000		
LAP	SECTOR 1	SECTOR 2	LAP TIME	MPH	DIFF	TIME OF DAY
1 -		23.094	1:06.676	65.21	12.294	17:09:01.511
2 -	33.696	22.311	56.007	77.64	1.625	17:09:57.518
3 -	34.288	22.369	56.657	76.75	2.275	17:10:54.175
4 -	34.512	22.326	56.838	76.50	2.456	17:11:51.013
5 -	33.384	22.165	55.549	78.28	1.167	17:12:46.562
6 -	33.125	21.980	55.105	78.91	0.723	17:13:41.667
7 -	33.294	23.102	56.396	77.10	2.014	17:14:38.063
8 -	33.042	21.892	54.934	79.16	0.552	17:15:32.997
9 -	33.093	21.781	54.874 (3)	79.24	0.492	17:16:27.871
10 -	33.056	22.525	55.581	78.23	1.199	17:17:23.452
11 -	33.002	21.829	54.831 (2)	79.30	0.449	17:18:18.283
12 -	32.720	21.662	54.382 (1)	79.96		17:19:12.665

P11 21 Alan WATSON		Kawasaki - Watson Racing				
IDEAL LAP TIME : 55.096		BEST LAP TIME : 55.336		DIFFERENCE : 0.240		
LAP	SECTOR 1	SECTOR 2	LAP TIME	MPH	DIFF	TIME OF DAY
1 -		22.755	1:06.886	65.01	11.550	17:09:01.721
2 -	33.936	22.052	55.988	77.67	0.652	17:09:57.709
3 -	34.567	22.428	56.995	76.29	1.659	17:10:54.704
4 -	34.682	22.119	56.801	76.55	1.465	17:11:51.505
5 -	33.191	22.283	55.474	78.38	0.138	17:12:46.979
6 -	33.731	22.020	55.751	78.00	0.415	17:13:42.730
7 -	33.227	22.718	55.945	77.72	0.609	17:14:38.675
8 -	34.256	22.123	56.379	77.13	1.043	17:15:35.054
9 -	33.282	22.054	55.336 (1)	78.58		17:16:30.390
10 -	33.474	21.905	55.379 (2)	78.52	0.043	17:17:25.769
11 -	33.273	22.114	55.387 (3)	78.51	0.051	17:18:21.156
12 -	34.235	22.009	56.244	77.31	0.908	17:19:17.400

P12 88 Mark THOMPSON		Kawasaki - Flintstone Tyres / David Simon Tuning				
IDEAL LAP TIME : 54.268		BEST LAP TIME : 54.369		DIFFERENCE : 0.101		
LAP	SECTOR 1	SECTOR 2	LAP TIME	MPH	DIFF	TIME OF DAY
1 -		22.845	1:07.713	64.22	13.344	17:09:02.548

Weather / Track : Cloudy / Dry

Brands Hatch Indy
Circuit Length = 1.2079 miles
Start: 17:07 Flag 17:18 End: 17:19

BMCRC - MRO Championships 2015 - Rnd 1 @ Brands Hatch Indy

EDlasia Formula 400 inc Sub 64

RACE 15 - SECTOR ANALYSIS

SECTOR 1 = FL to I1, SECTOR 2 = I1 to I2, SECTOR 3 = I2 to FL, DIFF = Difference To Personal Best Lap

2 -	35.360	22.602	57.962	75.02	3.593	17:10:00.510
3 -	34.639	22.213	56.852	76.48	2.483	17:10:57.362
4 -	33.903	21.950	55.853	77.85	1.484	17:11:53.215
5 -	36.841	22.271	59.112	73.56	4.743	17:12:52.327
6 -	34.218	21.660	55.878	77.82	1.509	17:13:48.205
7 -	33.361	21.403	54.764 (3)	79.40	0.395	17:14:42.969
8 -	34.489	21.636	56.125	77.48	1.756	17:15:39.094
9 -	33.301	21.739	55.040	79.00	0.671	17:16:34.134
10 -	33.638	21.534	55.172	78.81	0.803	17:17:29.306
11 -	32.865	21.504	54.369 (1)	79.98		17:18:23.675
12 -	33.019	21.517	54.536 (2)	79.73	0.167	17:19:18.211

P13 85	James ROBINSON	Kawasaki - claire palastanga ceramics				
IDEAL LAP TIME : 55.260	BEST LAP TIME : 55.473	DIFFERENCE : 0.213				

LAP	SECTOR 1	SECTOR 2	LAP TIME	MPH	DIFF	TIME OF DAY
1 -		22.650	1:04.593	67.32	9.120	17:08:59.428
2 -	34.343	22.825	57.168	76.06	1.695	17:09:56.596
3 -	33.848	22.388	56.236	77.32	0.763	17:10:52.832
4 -	33.530	22.109	55.639 (2)	78.15	0.166	17:11:48.471
5 -	33.806	22.009	55.815	77.91	0.342	17:12:44.286
6 -	35.458	22.525	57.983	74.99	2.510	17:13:42.269
7 -	33.389	22.807	56.196	77.38	0.723	17:14:38.465
8 -	34.170	22.235	56.405	77.09	0.932	17:15:34.870
9 -	33.251	22.222	55.473 (1)	78.39		17:16:30.343
10 -	34.023	22.390	56.413	77.08	0.940	17:17:26.756
11 -	33.576	22.363	55.939	77.73	0.466	17:18:22.695
12 -	33.520	22.148	55.668 (3)	78.11	0.195	17:19:18.363

P14 70	Peter THORNTON	Kawasaki - Cadmatic				
IDEAL LAP TIME : 55.406	BEST LAP TIME : 55.603	DIFFERENCE : 0.197				

LAP	SECTOR 1	SECTOR 2	LAP TIME	MPH	DIFF	TIME OF DAY
1 -		22.546	1:03.483	68.49	7.880	17:08:58.318
2 -	33.887	22.242	56.129	77.47	0.526	17:09:54.447
3 -	33.693	21.938	55.631 (2)	78.16	0.028	17:10:50.078
4 -	33.910	21.816	55.726 (3)	78.03	0.123	17:11:45.804
5 -	33.811	21.962	55.773	77.96	0.170	17:12:41.577
6 -	33.900	21.980	55.880	77.82	0.277	17:13:37.457
7 -	35.710	22.241	57.951	75.03	2.348	17:14:35.408
8 -	33.590	22.013	55.603 (1)	78.20		17:15:31.011
9 -	33.604	22.286	55.890	77.80	0.287	17:16:26.901
10 -	33.799	22.548	56.347	77.17	0.744	17:17:23.248
11 -	35.282	22.669	57.951	75.03	2.348	17:18:21.199
12 -	34.547	22.847	57.394	75.76	1.791	17:19:18.593

P15 16 S	Andrew WILKINS	Honda -				
IDEAL LAP TIME : 55.429	BEST LAP TIME : 55.584	DIFFERENCE : 0.155				

LAP	SECTOR 1	SECTOR 2	LAP TIME	MPH	DIFF	TIME OF DAY
1 -		22.638	1:04.045	67.89	8.461	17:08:58.880
2 -	33.848	22.478	56.326	77.20	0.742	17:09:55.206
3 -	34.223	22.432	56.655	76.75	1.071	17:10:51.861
4 -	34.125	22.219	56.344	77.17	0.760	17:11:48.205
5 -	33.705	22.166	55.871 (2)	77.83	0.287	17:12:44.076
6 -	34.522	22.263	56.785	76.58	1.201	17:13:40.861
7 -	33.751	23.558	57.309	75.87	1.725	17:14:38.170
8 -	34.685	22.247	56.932	76.38	1.348	17:15:35.102
9 -	34.640	22.558	57.198	76.02	1.614	17:16:32.300
10 -	34.124	22.540	56.664	76.74	1.080	17:17:28.964
11 -	33.835	22.228	56.063 (3)	77.56	0.479	17:18:25.027
12 -	33.263	22.321	55.584 (1)	78.23		17:19:20.611

Weather / Track : Cloudy / Dry

Brands Hatch Indy
Circuit Length = 1.2079 miles
Start: 17:07 Flag 17:18 End: 17:19

BMCRC - MRO Championships 2015 - Rnd 1 @ Brands Hatch Indy

EDlasia Formula 400 inc Sub 64

RACE 15 - SECTOR ANALYSIS

SECTOR 1 = FL to I1, SECTOR 2 = I1 to I2, SECTOR 3 = I2 to FL, DIFF = Difference To Personal Best Lap

P16 10		Sam HOLME		Yamaha -		
IDEAL LAP TIME : 55.292		BEST LAP TIME : 55.513		DIFFERENCE : 0.221		
LAP	SECTOR 1	SECTOR 2	LAP TIME	MPH	DIFF	TIME OF DAY
1 -		23.333	1:05.598	66.29	10.085	17:09:00.433
2 -	34.119	22.882	57.001	76.28	1.488	17:09:57.434
3 -	34.044	22.500	56.544	76.90	1.031	17:10:53.978
4 -	34.371	22.232	56.603	76.82	1.090	17:11:50.581
5 -	33.491	22.380	55.871 (2)	77.83	0.358	17:12:46.452
6 -	33.675	22.620	56.295 (3)	77.24	0.782	17:13:42.747
7 -	33.861	22.498	56.359	77.15	0.846	17:14:39.106
8 -	34.444	22.502	56.946	76.36	1.433	17:15:36.052
9 -	33.665	22.848	56.513	76.94	1.000	17:16:32.565
10 -	34.161	22.527	56.688	76.71	1.175	17:17:29.253
11 -	34.186	22.257	56.443	77.04	0.930	17:18:25.696
12 -	33.060	22.453	55.513 (1)	78.33		17:19:21.209

P17 78 S		Keith POVAH		Honda - www.78Plate.com ScreenPrinting		
IDEAL LAP TIME : 55.551		BEST LAP TIME : 55.590		DIFFERENCE : 0.039		
LAP	SECTOR 1	SECTOR 2	LAP TIME	MPH	DIFF	TIME OF DAY
1 -		23.068	1:04.835	67.07	9.245	17:08:59.670
2 -	34.499	22.702	57.201	76.02	1.611	17:09:56.871
3 -	34.210	22.680	56.890	76.43	1.300	17:10:53.761
4 -	35.017	22.788	57.805	75.22	2.215	17:11:51.566
5 -	34.310	23.007	57.317	75.86	1.727	17:12:48.883
6 -	34.005	22.818	56.823	76.52	1.233	17:13:45.706
7 -	34.202	22.825	57.027	76.25	1.437	17:14:42.733
8 -	34.404	22.575	56.979	76.31	1.389	17:15:39.712
9 -	33.520	22.389	55.909 (3)	77.78	0.319	17:16:35.621
10 -	33.162	22.428	55.590 (1)	78.22		17:17:31.211
11 -	33.268	22.522	55.790 (2)	77.94	0.200	17:18:27.001

P18 61 S		Oliver FOOKS		Aprilia -		
IDEAL LAP TIME : 55.864		BEST LAP TIME : 55.864		DIFFERENCE : 0.000		
LAP	SECTOR 1	SECTOR 2	LAP TIME	MPH	DIFF	TIME OF DAY
1 -		23.373	1:06.024	65.86	10.160	17:09:00.859
2 -	33.864	22.795	56.659 (3)	76.75	0.795	17:09:57.518
3 -	34.619	22.769	57.388	75.77	1.524	17:10:54.906
4 -	34.573	22.588	57.161	76.07	1.297	17:11:52.067
5 -	33.986	22.899	56.885	76.44	1.021	17:12:48.952
6 -	34.341	22.740	57.081	76.18	1.217	17:13:46.033
7 -	33.775	22.640	56.415 (2)	77.08	0.551	17:14:42.448
8 -	34.497	22.541	57.038	76.24	1.174	17:15:39.486
9 -	34.402	22.341	56.743	76.63	0.879	17:16:36.229
10 -	33.759	22.105	55.864 (1)	77.84		17:17:32.093
11 -	34.354	22.543	56.897	76.42	1.033	17:18:28.990

P19 33 S		Carl JOHNSTONE		Yamaha - EDlasia		
IDEAL LAP TIME : 57.186		BEST LAP TIME : 57.280		DIFFERENCE : 0.094		
LAP	SECTOR 1	SECTOR 2	LAP TIME	MPH	DIFF	TIME OF DAY
1 -		23.372	1:04.109	67.83	6.829	17:08:58.944
2 -	34.425	22.988	57.413 (2)	75.74	0.133	17:09:56.357
3 -	34.745	23.233	57.978	75.00	0.698	17:10:54.335
4 -	35.326	23.023	58.349	74.52	1.069	17:11:52.684
5 -	34.198	23.082	57.280 (1)	75.91		17:12:49.964
6 -	34.340	23.144	57.484 (3)	75.64	0.204	17:13:47.448
7 -	34.462	23.144	57.606	75.48	0.326	17:14:45.054
8 -	34.823	23.532	58.355	74.51	1.075	17:15:43.409
9 -	34.450	23.259	57.709	75.35	0.429	17:16:41.118
10 -	34.451	23.266	57.717	75.34	0.437	17:17:38.835
11 -	34.494	23.883	58.377	74.49	1.097	17:18:37.212

Weather / Track : Cloudy / Dry

Brands Hatch Indy
Circuit Length = 1.2079 miles
Start: 17:07 Flag 17:18 End: 17:19

BMCRC - MRO Championships 2015 - Rnd 1 @ Brands Hatch Indy

EDlasia Formula 400 inc Sub 64

RACE 15 - SECTOR ANALYSIS

SECTOR 1 = FL to I1, SECTOR 2 = I1 to I2, SECTOR 3 = I2 to FL, DIFF = Difference To Personal Best Lap

P20 63 Daniel HARDY		Kawasaki - DH-Racing				
IDEAL LAP TIME : 56.925		BEST LAP TIME : 57.036				
		DIFFERENCE : 0.111				
LAP	SECTOR 1	SECTOR 2	LAP TIME	MPH	DIFF	TIME OF DAY
1 -		23.861	1:09.196	62.84	12.160	17:09:04.031
2 -	35.977	23.125	59.102	73.57	2.066	17:10:03.133
3 -	35.699	22.926	58.625	74.17	1.589	17:11:01.758
4 -	35.338	22.456	57.794	75.24	0.758	17:11:59.552
5 -	35.216	22.943	58.159	74.77	1.123	17:12:57.711
6 -	35.032	22.588	57.620	75.47	0.584	17:13:55.331
7 -	35.589	22.549	58.138	74.79	1.102	17:14:53.469
8 -	34.804	22.689	57.493	75.63	0.457	17:15:50.962
9 -	34.469	22.865	57.334 (3)	75.84	0.298	17:16:48.296
10 -	34.564	22.472	57.036 (1)	76.24		17:17:45.332
11 -	34.640	22.662	57.302 (2)	75.88	0.266	17:18:42.634

P21 58 Steve YOUNG		Kawasaki - Cadmatic				
IDEAL LAP TIME : 56.568		BEST LAP TIME : 56.790				
		DIFFERENCE : 0.222				
LAP	SECTOR 1	SECTOR 2	LAP TIME	MPH	DIFF	TIME OF DAY
1 -		24.003	1:09.751	62.34	12.961	17:09:04.586
2 -	36.221	23.221	59.442	73.15	2.652	17:10:04.028
3 -	35.271	23.045	58.316	74.56	1.526	17:11:02.344
4 -	35.358	22.423	57.781	75.26	0.991	17:12:00.125
5 -	35.349	22.656	58.005	74.96	1.215	17:12:58.130
6 -	35.346	22.559	57.905	75.09	1.115	17:13:56.035
7 -	35.187	22.531	57.718	75.34	0.928	17:14:53.753
8 -	34.259	22.531	56.790 (1)	76.57		17:15:50.543
9 -	34.145	22.890	57.035 (2)	76.24	0.245	17:16:47.578
10 -	34.616	22.928	57.544 (3)	75.57	0.754	17:17:45.122
11 -	34.720	22.865	57.585	75.51	0.795	17:18:42.707

P22 28 S Kurt HODGSON		Honda - My very empty wallet				
IDEAL LAP TIME : 56.282		BEST LAP TIME : 56.282				
		DIFFERENCE : 0.000				
LAP	SECTOR 1	SECTOR 2	LAP TIME	MPH	DIFF	TIME OF DAY
1 -		24.659	1:09.761	62.33	13.479	17:09:04.596
2 -	36.869	23.098	59.967	72.51	3.685	17:10:04.563
3 -	35.396	23.239	58.635	74.16	2.353	17:11:03.198
4 -	35.111	22.866	57.977	75.00	1.695	17:12:01.175
5 -	34.881	23.027	57.908	75.09	1.626	17:12:59.083
6 -	35.528	22.857	58.385	74.48	2.103	17:13:57.468
7 -	35.090	22.746	57.836	75.18	1.554	17:14:55.304
8 -	34.710	22.647	57.357	75.81	1.075	17:15:52.661
9 -	34.407	22.821	57.228 (3)	75.98	0.946	17:16:49.889
10 -	34.459	22.668	57.127 (2)	76.12	0.845	17:17:47.016
11 -	33.955	22.327	56.282 (1)	77.26		17:18:43.298

P23 73 Stephen BORN		Honda -				
IDEAL LAP TIME : 56.919		BEST LAP TIME : 56.919				
		DIFFERENCE : 0.000				
LAP	SECTOR 1	SECTOR 2	LAP TIME	MPH	DIFF	TIME OF DAY
1 -		23.658	1:07.331	64.58	10.412	17:09:02.166
2 -	35.898	23.011	58.909	73.81	1.990	17:10:01.075
3 -	35.701	22.836	58.537	74.28	1.618	17:10:59.612
4 -	35.720	23.078	58.798	73.95	1.879	17:11:58.410
5 -	35.675	23.512	59.187	73.47	2.268	17:12:57.597
6 -	36.238	22.777	59.015	73.68	2.096	17:13:56.612
7 -	35.255	22.590	57.845 (3)	75.17	0.926	17:14:54.457
8 -	35.069	22.497	57.566 (2)	75.54	0.647	17:15:52.023
9 -	35.212	22.800	58.012	74.96	1.093	17:16:50.035
10 -	35.029	22.864	57.893	75.11	0.974	17:17:47.928
11 -	34.673	22.246	56.919 (1)	76.39		17:18:44.847

Weather / Track : Cloudy / Dry

Brands Hatch Indy
Circuit Length = 1.2079 miles
Start: 17:07 Flag 17:18 End: 17:19

BMCRC - MRO Championships 2015 - Rnd 1 @ Brands Hatch Indy

EDlasia Formula 400 inc Sub 64

RACE 15 - SECTOR ANALYSIS

SECTOR 1 = FL to I1, SECTOR 2 = I1 to I2, SECTOR 3 = I2 to FL, DIFF = Difference To Personal Best Lap

P24 24 S		Harley GODZISZ		Honda - Jon Boy Services		
IDEAL LAP TIME : 58.156		BEST LAP TIME : 58.473		DIFFERENCE : 0.317		
LAP	SECTOR 1	SECTOR 2	LAP TIME	MPH	DIFF	TIME OF DAY
1 -		23.674	1:06.562	65.33	8.089	17:09:01.397
2 -	35.367	23.954	59.321	73.30	0.848	17:10:00.718
3 -	35.747	23.267	59.014	73.68	0.541	17:10:59.732
4 -	35.239	23.520	58.759 (2)	74.00	0.286	17:11:58.491
5 -	35.992	23.541	59.533	73.04	1.060	17:12:58.024
6 -	36.082	23.138	59.220	73.43	0.747	17:13:57.244
7 -	35.556	22.917	58.473 (1)	74.36		17:14:55.717
8 -	35.581	23.263	58.844 (3)	73.90	0.371	17:15:54.561
9 -	35.371	23.704	59.075	73.61	0.602	17:16:53.636
10 -	35.755	23.805	59.560	73.01	1.087	17:17:53.196
11 -	35.460	23.805	59.265	73.37	0.792	17:18:52.461

P25 4		Nigel FRANKLIN		Kawasaki - Jane Franklin		
IDEAL LAP TIME : 58.389		BEST LAP TIME : 58.531		DIFFERENCE : 0.142		
LAP	SECTOR 1	SECTOR 2	LAP TIME	MPH	DIFF	TIME OF DAY
1 -		24.491	1:09.449	62.61	10.918	17:09:04.284
2 -	36.165	23.822	59.987	72.49	1.456	17:10:04.271
3 -	35.573	23.517	59.090 (3)	73.59	0.559	17:11:03.361
4 -	35.763	23.172	58.935 (2)	73.78	0.404	17:12:02.296
5 -	36.173	23.499	59.672	72.87	1.141	17:13:01.968
6 -	36.093	23.963	1:00.056	72.40	1.525	17:14:02.024
7 -	36.783	23.320	1:00.103	72.35	1.572	17:15:02.127
8 -	36.162	23.683	59.845	72.66	1.314	17:16:01.972
9 -	36.892	23.332	1:00.224	72.20	1.693	17:17:02.196
10 -	35.217	23.314	58.531 (1)	74.29		17:18:00.727
11 -	35.647	23.448	59.095	73.58	0.564	17:18:59.822

P26 71 S		Luke HARVEY		Kawasaki - www.CMSPIPE.com		
IDEAL LAP TIME : 58.218		BEST LAP TIME : 58.218		DIFFERENCE : 0.000		
LAP	SECTOR 1	SECTOR 2	LAP TIME	MPH	DIFF	TIME OF DAY
1 -		23.643	1:11.351	60.94	13.133	17:09:06.186
2 -	36.508	23.344	59.852	72.65	1.634	17:10:06.038
3 -	36.299	24.983	1:01.282	70.96	3.064	17:11:07.320
4 -	36.557	23.806	1:00.363	72.04	2.145	17:12:07.683
5 -	36.276	23.245	59.521	73.05	1.303	17:13:07.204
6 -	36.137	23.457	59.594	72.97	1.376	17:14:06.798
7 -	36.015	23.335	59.350	73.27	1.132	17:15:06.148
8 -	35.448	23.357	58.805 (2)	73.94	0.587	17:16:04.953
9 -	36.035	23.159	59.194	73.46	0.976	17:17:04.147
10 -	35.245	22.973	58.218 (1)	74.69		17:18:02.365
11 -	35.642	23.166	58.808 (3)	73.94	0.590	17:19:01.173

P27 778		Virginia POWER		Kawasaki -		
IDEAL LAP TIME : 59.154		BEST LAP TIME : 59.235		DIFFERENCE : 0.081		
LAP	SECTOR 1	SECTOR 2	LAP TIME	MPH	DIFF	TIME OF DAY
1 -		24.696	1:13.057	59.52	13.822	17:09:07.892
2 -	37.653	23.942	1:01.595	70.59	2.360	17:10:09.487
3 -	35.913	23.580	59.493 (3)	73.09	0.258	17:11:08.980
4 -	36.042	23.512	59.554	73.01	0.319	17:12:08.534
5 -	35.864	23.371	59.235 (1)	73.41		17:13:07.769
6 -	36.946	23.734	1:00.680	71.66	1.445	17:14:08.449
7 -	35.894	23.352	59.246 (2)	73.39	0.011	17:15:07.695
8 -	35.802	23.710	59.512	73.07	0.277	17:16:07.207
9 -	35.870	23.728	59.598	72.96	0.363	17:17:06.805
10 -	36.014	23.758	59.772	72.75	0.537	17:18:06.577
11 -	36.693	23.783	1:00.476	71.90	1.241	17:19:07.053

Weather / Track : Cloudy / Dry

Brands Hatch Indy
Circuit Length = 1.2079 miles
Start: 17:07 Flag 17:18 End: 17:19

BMCRG - MRO Championships 2015 - Rnd 1 @ Brands Hatch Indy

EDlasia Formula 400 inc Sub 64

RACE 15 - SECTOR ANALYSIS

SECTOR 1 = FL to I1, SECTOR 2 = I1 to I2, SECTOR 3 = I2 to FL, DIFF = Difference To Personal Best Lap

P28 178 S		Richard MORRIS		Suzuki - Mark 1 Diggers		
IDEAL LAP TIME : 1:02.919		BEST LAP TIME : 1:03.408		DIFFERENCE : 0.489		
LAP	SECTOR 1	SECTOR 2	LAP TIME	MPH	DIFF	TIME OF DAY
1 -		25.778	1:15.299	57.75	11.891	17:09:10.134
2 -	40.386	26.285	1:06.671	65.22	3.263	17:10:16.805
3 -	39.862	25.283	1:05.145	66.75	1.737	17:11:21.950
4 -	40.349	25.756	1:06.105	65.78	2.697	17:12:28.055
5 -	39.279	25.819	1:05.098 (3)	66.80	1.690	17:13:33.153
6 -	40.185	26.334	1:06.519	65.37	3.111	17:14:39.672
7 -	40.153	25.396	1:05.549	66.34	2.141	17:15:45.221
8 -	38.217	25.191	1:03.408 (1)	68.58		17:16:48.629
9 -	40.423	26.247	1:06.670	65.22	3.262	17:17:55.299
10 -	38.797	24.702	1:03.499 (2)	68.48	0.091	17:18:58.798

P29 127 S		Adam GREEN		Kawasaki - Royal Air Force Motorsport Association		
IDEAL LAP TIME : 56.052		BEST LAP TIME : 56.085		DIFFERENCE : 0.033		
LAP	SECTOR 1	SECTOR 2	LAP TIME	MPH	DIFF	TIME OF DAY
1 -		22.730	1:03.291	68.70	7.206	17:08:58.126
2 -	34.430	22.440	56.870	76.46	0.785	17:09:54.996
3 -	34.214	22.315	56.529	76.92	0.444	17:10:51.525
4 -	33.996	22.089	56.085 (1)	77.53		17:11:47.610
5 -	34.023	22.236	56.259 (2)	77.29	0.174	17:12:43.869
6 -	34.154	22.188	56.342 (3)	77.18	0.257	17:13:40.211
7 -	33.963	23.632	57.595	75.50	1.510	17:14:37.806
8 -	34.572	22.405	56.977	76.32	0.892	17:15:34.783
9 -	34.656	22.705	57.361	75.81	1.276	17:16:32.144

P30 6 S		Martin PEARSON		Honda - ASL Powerstream		
IDEAL LAP TIME : 1:04.356		BEST LAP TIME : 1:04.356		DIFFERENCE : 0.000		
LAP	SECTOR 1	SECTOR 2	LAP TIME	MPH	DIFF	TIME OF DAY
1 -		25.732	1:13.592	59.09	9.236	17:09:08.427
2 -	39.387	25.555	1:04.942 (2)	66.96	0.586	17:10:13.369
3 -	39.117	25.239	1:04.356 (1)	67.57		17:11:17.725
4 -	39.559	25.498	1:05.057 (3)	66.84	0.701	17:12:22.782
5 -	39.694	25.931	1:05.625	66.26	1.269	17:13:28.407
6 -	40.658	26.503	1:07.161	64.74	2.805	17:14:35.568

P31 59 S		Danielle COOPER		Kawasaki - ePayMe		
IDEAL LAP TIME : 1:00.535		BEST LAP TIME : 1:01.032		DIFFERENCE : 0.497		
LAP	SECTOR 1	SECTOR 2	LAP TIME	MPH	DIFF	TIME OF DAY
1 -		25.068	1:09.624 (3)	62.45	8.592	17:09:04.459
2 -	37.251	23.781	1:01.032 (1)	71.25		17:10:05.491
3 -	36.754	24.549	1:01.303 (2)	70.93	0.271	17:11:06.794

P32 22 S		Dave HARVIEK		Kawasaki - SW Roofing Ltd		
IDEAL LAP TIME : 1:03.750		BEST LAP TIME : 1:09.741		DIFFERENCE : 5.991		
LAP	SECTOR 1	SECTOR 2	LAP TIME	MPH	DIFF	TIME OF DAY
1 -		25.366	1:09.741 (1)	62.35		17:09:04.576

P33 65 S		Andrew MOXON		Honda -		
IDEAL LAP TIME : 1:05.332		BEST LAP TIME : 1:10.586		DIFFERENCE : 5.254		
LAP	SECTOR 1	SECTOR 2	LAP TIME	MPH	DIFF	TIME OF DAY
1 -		23.838	1:10.586 (1)	61.60		17:09:05.421

Weather / Track : Cloudy / Dry

Brands Hatch Indy
Circuit Length = 1.2079 miles
Start: 17:07 Flag 17:18 End: 17:19

BMCRC - MRO Championships 2015 - Rnd 1 @ Brands Hatch Indy

EDlasia Formula 400 inc Sub 64

RACE 15 - BEST SECTORS

SECTOR 1				SECTOR 2				IDEAL / BEST COMPARISON				
POS	NO	NAME	TIME	NO	NAME	TIME	POS	NO	NAME	IDEAL	BEST	DIFF
									PERFECT LAP	51.548		
1	14	BURRAGE	31.042	14	BURRAGE	20.506	1	14	BURRAGE	51.548	51.600	0.052
2	11	RUTH	31.051	11	RUTH	20.515	2	11	RUTH	51.566	51.566	0.000
3	154	SAUNDERS	32.427	2	GILL	21.223	3	2	GILL	53.676	53.980	0.304
4	2	GILL	32.453	86	SCOTT	21.330	4	86	SCOTT	53.869	53.892	0.023
5	86	SCOTT	32.539	88	THOMPSON	21.403	5	154	SAUNDERS	54.218	54.282	0.064
6	51	JARMAN	32.720	122	McGOVERN	21.426	6	88	THOMPSON	54.268	54.369	0.101
7	52	JARMAN	32.808	51	JARMAN	21.662	7	122	McGOVERN	54.351	54.351	0.000
8	88	THOMPSON	32.865	52	JARMAN	21.740	8	51	JARMAN	54.382	54.382	0.000
9	122	McGOVERN	32.925	154	SAUNDERS	21.791	9	52	JARMAN	54.548	54.726	0.178
10	27	SMITH	32.955	70	THORNTON	21.816	10	27	SMITH	54.779	55.094	0.315
11	10	HOLME	33.060	27	SMITH	21.824	11	21	WATSON	55.096	55.336	0.240
12	78	POVAH	33.162	13	FURNISS	21.900	12	13	FURNISS	55.136	55.172	0.036
13	21	WATSON	33.191	21	WATSON	21.905	13	85	ROBINSON	55.260	55.473	0.213
14	13	FURNISS	33.236	85	ROBINSON	22.009	14	10	HOLME	55.292	55.513	0.221
15	85	ROBINSON	33.251	127	GREEN	22.089	15	70	THORNTON	55.406	55.603	0.197
16	16	WILKINS	33.263	61	FOOKS	22.105	16	16	WILKINS	55.429	55.584	0.155
17	70	THORNTON	33.590	16	WILKINS	22.166	17	78	POVAH	55.551	55.590	0.039
18	61	FOOKS	33.759	10	HOLME	22.232	18	61	FOOKS	55.864	55.864	0.000
19	28	HODGSON	33.955	73	BORN	22.246	19	127	GREEN	56.052	56.085	0.033
20	127	GREEN	33.963	28	HODGSON	22.327	20	28	HODGSON	56.282	56.282	0.000
21	58	YOUNG	34.145	78	POVAH	22.389	21	58	YOUNG	56.568	56.790	0.222
22	33	JOHNSTONE	34.198	58	YOUNG	22.423	22	73	BORN	56.919	56.919	0.000
23	63	HARDY	34.469	63	HARDY	22.456	23	63	HARDY	56.925	57.036	0.111
24	73	BORN	34.673	24	GODZISZ	22.917	24	33	JOHNSTONE	57.186	57.280	0.094
25	4	FRANKLIN	35.217	71	HARVEY	22.973	25	24	GODZISZ	58.156	58.473	0.317
26	24	GODZISZ	35.239	33	JOHNSTONE	22.988	26	71	HARVEY	58.218	58.218	0.000
27	71	HARVEY	35.245	4	FRANKLIN	23.172	27	4	FRANKLIN	58.389	58.531	0.142
28	778	POWER	35.802	778	POWER	23.352	28	778	POWER	59.154	59.235	0.081
29	59	COOPER	36.754	59	COOPER	23.781	29	59	COOPER	1:00.535	1:01.032	0.497
30	178	MORRIS	38.217	65	MOXON	23.838	30	178	MORRIS	1:02.919	1:03.408	0.489
31	22	HARVIEK	38.384	178	MORRIS	24.702	31	22	HARVIEK	1:03.750	1:09.741	5.991
32	6	PEARSON	39.117	6	PEARSON	25.239	32	6	PEARSON	1:04.356	1:04.356	0.000
33	65	MOXON	41.494	22	HARVIEK	25.366	33	65	MOXON	1:05.332	1:10.586	5.254

Weather / Track : Cloudy / Dry

Results can be found at www.tsl-timing.com

Brands Hatch Indy
 Circuit Length = 1.2079 miles
 Start: 17:07 Flag 17:18 End: 17:19

Printed - 17:21 Saturday, 28 March 2015

BMCRC - MRO Championships 2015 - Rnd 1 @ Brands Hatch Indy

EDlasia Formula 400 inc Sub 64

RACE 5 - GRID



ROW 12	35	56 Andrew PITT	34	44 James BUCKETT		
ROW 11	33	65 Andrew MOXON	32	22 Dave HARVIEK	31	59 Danielle COOPER
ROW 10	30	6 Martin PEARSON	29	127 Adam GREEN	28	178 Richard MORRIS
ROW 9	27	778 Virginia POWER	26	71 Luke HARVEY	25	4 Nigel FRANKLIN
ROW 8	24	24 Harley GODZISZ	23	73 Stephen BORN	22	28 Kurt HODGSON
ROW 7	21	58 Steve YOUNG	20	63 Daniel HARDY	19	33 Carl JOHNSTONE
ROW 6	18	61 Oliver FOOKS	17	78 Keith POVAH	16	10 Sam HOLME
ROW 5	15	16 Andrew WILKINS	14	70 Peter THORNTON	13	85 James ROBINSON
ROW 4	12	88 Mark THOMPSON	11	21 Alan WATSON	10	51 Emma JARMAN
ROW 3	9	52 Gary JARMAN	8	27 William SMITH	7	122 Ricky McGOVERN
ROW 2	6	13 Alex FURNISS	5	154 Andrew SAUNDERS	4	2 Andrew GILL
ROW 1	3	86 Mathew SCOTT	2	11 Dan RUTH	1	14 Chris BURRAGE
Pole						

Brands Hatch Indy
Circuit Length = 1.2079 miles

These results are provisional until the conclusion of any judicial and technical matters.

Clerk Of Course :	Timekeeper :
-------------------	--------------

Results can be found at www.tsl-timing.com

Printed - 17:22 Saturday, 28 March 2015



BMCRC - MRO Championships 2015 - Rnd 1 @ Brands Hatch Indy

EDlasia Formula 400 inc Sub 64

RACE 5 - CLASSIFICATION - AMENDED



POS	NO	CL	PIC NAME	ENTRY	LAPS	TIME	GAP	DIFF	MPH	BEST	ON
1	11		Dan RUTH	Kawasaki - Richard Ruth	12	12:19.155			70.59	59.514	12
2	13		Alex FURNISS	Yamaha - Nikki Furniss	12	12:33.980	14.825	14.825	69.21	1:01.540	11
3	2		Andrew GILL	Kawasaki -	12	12:40.901	21.746	6.921	68.58	1:01.542	4
4	88		Mark THOMPSON	Kawasaki - Flintstone Tyres / David Simon Tuning	12	12:41.072	21.917	0.171	68.56	1:00.999	9
5	78	S	Keith POVAH	Honda - www.78Plate.com ScreenPrinting	12	12:50.882	31.727	9.810	67.69	1:02.318	12
6	33	S	Carl JOHNSTONE	Yamaha - EDlasia	12	12:52.184	33.029	1.302	67.57	1:01.843	4
7	28	S	Kurt HODGSON	Honda - My very empty wallet	12	13:07.836	48.681	15.652	66.23	1:02.042	12
8	22	S	Dave HARVIEK	Kawasaki - SW Roofing Ltd	12	13:08.378	49.223	0.542	66.19	1:02.217	12
9	122*		Ricky McGOVERN	Kawasaki -	12	13:09.041	49.886	0.663	66.13	1:02.350	10
10	21		Alan WATSON	Kawasaki - Watson Racing	11	12:21.401	1 Lap	1 Lap	64.51	1:03.720	10
11	61	S	Oliver FOOKS	Aprilia -	11	12:25.818	1 Lap	4.417	64.13	1:05.035	10
12	4		Nigel FRANKLIN	Kawasaki - Jane Franklin	11	12:30.357	1 Lap	4.539	63.74	1:06.094	10
13	63		Daniel HARDY	Kawasaki - DH-Racing	11	12:31.956	1 Lap	1.599	63.61	1:06.009	8
14	52		Gary JARMAN	Kawasaki - G & S Motorcycle tyres	11	12:31.986	1 Lap	0.030	63.61	1:05.900	9
15	85		James ROBINSON	Kawasaki - claire palastanga ceramics	11	12:32.443	1 Lap	0.457	63.57	1:05.813	9
16	65	S	Andrew MOXON	Honda -	11	12:33.100	1 Lap	0.657	63.51	1:05.597	10
17	127	S	Adam GREEN	Kawasaki - Royal Air Force Motorsport Association	11	12:33.869	1 Lap	0.769	63.45	1:05.379	7
18	73		Stephen BORN	Honda -	11	12:50.223	1 Lap	16.354	62.10	1:06.639	8
19	58		Steve YOUNG	Kawasaki - Cadmatic	11	12:54.104	1 Lap	3.881	61.79	1:06.618	11
20	44		James BUCKETT	Kawasaki -	11	12:56.047	1 Lap	1.943	61.63	1:08.375	8
21	16	S	Andrew WILKINS	Honda -	11	12:57.381	1 Lap	1.334	61.53	1:08.609	8
22	178	S	Richard MORRIS	Suzuki - Mark 1 Diggers	10	12:12.986	2 Laps	1 Lap	59.32	1:09.737	9
23	24	S	Harley GODZISZ	Honda - Jon Boy Services	10	12:29.613	2 Laps	16.627	58.01	1:12.068	8
24	10		Sam HOLME	Yamaha -	10	12:33.154	2 Laps	3.541	57.73	1:13.191	8
25	56		Andrew PITT	Kawasaki - Raven Performance/Norman Pitt	10	12:35.755	2 Laps	2.601	57.53	1:12.989	6
26	59	S	Danielle COOPER	Kawasaki - ePayMe	10	12:48.169	2 Laps	12.414	56.60	1:14.199	2
27	6	S	Martin PEARSON	Honda - ASL Powerstream	10	13:07.878	2 Laps	19.709	55.19	1:14.897	10

NOT CLASSIFIED

<i>DNF</i>	70		Peter THORNTON	Kawasaki - Cadmatic	10	10:36.138	2 Laps		68.35	1:01.484	9
<i>DNF</i>	71	S	Luke HARVEY	Kawasaki - www.CMSPIPE.com	4	4:44.026	8 Laps	6 Laps	61.24	1:08.320	4
<i>DNF</i>	51		Emma JARMAN	Kawasaki -	3	3:14.670	9 Laps	1 Lap	67.01	1:02.508	3
<i>DNF</i>	154		Andrew SAUNDERS	Kawasaki - RG Racing - MSS Performance	3	3:15.809	9 Laps	1.139	66.62	1:02.449	3
<i>DNF</i>	27		William SMITH	Kawasaki -	1	1:16.781	11 Laps	2 Laps	56.63	1:16.781	1
<i>DNF</i>	86		Mathew SCOTT	Kawasaki -	0						

FASTEST LAP

11			Dan RUTH	Kawasaki - Richard Ruth	12	59.514		73.06 mph		117.59 kph	
33	S		Carl JOHNSTONE	Yamaha - EDlasia	4	1:01.843		70.31 mph		113.16 kph	

* No 122 - 10 second penalty for a yellow flag infringement

Class - 90% of Race Speed = 63.53 mph

Class S - 90% of Race Speed = 60.92 mph

Brands Hatch Indy

Circuit Length = 1.2079 miles

Start: 12:21 Flag 12:33 End: 12:35

Weather / Track : Cloudy / Wet

These results are provisional until the conclusion of any judicial and technical matters.

Clerk Of Course :		Timekeeper :	
-------------------	--	--------------	--

Results can be found at www.tsl-timing.com

Printed - 13:28 Sunday, 29 March 2015



BMCRC - MRO Championships 2015 - Rnd 1 @ Brands Hatch Indy

EDlasia Formula 400 inc Sub 64

RACE 5 - LAP CHART

LAP 1 @ 12:22:48.626		
NO	BEHIND	LAP TIME

13		1:08.333
11	0.046	1:08.379
2	0.468	1:08.801
154	0.489	1:08.822
51	0.695	1:09.028
70	2.095	1:10.428
88	2.313	1:10.646
78	2.755	1:11.088
85	5.299	1:13.632
122	5.986	1:14.319
33	6.273	1:14.606
16	7.980	1:16.313
28	8.135	1:16.468
52	8.214	1:16.547
27	8.448	1:16.781
22	9.102	1:17.435
4	9.675	1:18.008
61	9.874	1:18.207
71	10.157	1:18.490
10	10.332	1:18.665
65	10.530	1:18.863
44	11.116	1:19.449
73	11.168	1:19.501
63	11.187	1:19.520
127	13.149	1:21.482
24	14.040	1:22.373
21	14.069	1:22.402
58	14.659	1:22.992
59	17.115	1:25.448
56	18.877	1:27.210
178	19.916	1:28.249
6	20.590	1:28.923

LAP 2 @ 12:23:51.963		
NO	BEHIND	LAP TIME

13		1:03.337
11	0.080	1:03.371
2	0.227	1:03.096
51	0.492	1:03.134
154	1.690	1:04.538
88	2.426	1:03.450
70	2.850	1:04.092
78	3.164	1:03.746
33	6.331	1:03.395
122	9.159	1:06.510
85	9.286	1:07.324
28	10.520	1:05.722
22	13.547	1:07.782
4	14.112	1:07.774
52	14.631	1:09.754
61	14.902	1:08.365
65	15.380	1:08.187
71	15.647	1:08.827
63	16.356	1:08.506
44	19.098	1:11.319
16	19.204	1:14.561
127	19.837	1:10.025
73	19.860	1:12.029
21	20.149	1:09.417
10	21.000	1:14.005
58	21.540	1:10.218
24	24.225	1:13.522

59	27.977	1:14.199
56	30.948	1:15.408
178	31.126	1:14.547
6	35.890	1:18.637

LAP 3 @ 12:24:54.463		
NO	BEHIND	LAP TIME

11		1:02.420
2	0.012	1:02.285
13	0.252	1:02.752
51	0.500	1:02.508
154	1.639	1:02.449
88	1.861	1:01.935
70	3.780	1:03.430
78	4.401	1:03.737
33	6.465	1:02.634
122	11.070	1:04.411
28	13.917	1:05.897
85	15.541	1:08.755
22	16.996	1:05.949
4	18.907	1:07.295
61	19.809	1:07.407
65	20.205	1:07.325
63	21.407	1:07.551
52	21.523	1:09.392
71	21.536	1:08.389
21	25.930	1:08.281
44	25.958	1:09.360
127	26.389	1:09.052
16	26.944	1:10.240
73	28.610	1:11.250
58	30.562	1:11.522
10	34.994	1:16.494
24	36.162	1:14.437
59	39.991	1:14.514
178	40.931	1:12.305
56	42.815	1:14.367
6	53.752	1:20.362

LAP 4 @ 12:25:55.946		
NO	BEHIND	LAP TIME

11		1:01.483
2	0.071	1:01.542
13	0.498	1:01.729
88	2.055	1:01.677
70	4.768	1:02.471
78	5.920	1:03.002
33	6.825	1:01.843
122	13.807	1:04.220
28	18.374	1:05.940
22	22.229	1:06.716
85	23.371	1:09.313
4	24.990	1:07.566
61	25.554	1:07.228
65	25.920	1:07.198
63	26.980	1:07.056
52	28.229	1:08.189
71	28.373	1:08.320
21	30.997	1:06.550
127	32.465	1:07.559
44	34.189	1:09.714
16	35.405	1:09.944
73	37.138	1:10.011
58	39.454	1:10.375

24	48.552	1:13.873
10	49.531	1:16.020
178	50.643	1:11.195
59	55.054	1:16.546
56	56.591	1:15.259

LAP 5 @ 12:26:57.187		
NO	BEHIND	LAP TIME

11		1:01.241
13	1.201	1:01.944
2	2.545	1:03.715
88	3.455	1:02.641
70	6.783	1:03.256
78	9.245	1:04.566
33	9.621	1:04.037
6	1 Lap	1:19.893
122	16.454	1:03.888
28	22.873	1:05.740
22	25.556	1:04.568
85	29.926	1:07.796
61	30.708	1:06.395
4	31.262	1:07.513
65	31.557	1:06.878
63	32.249	1:06.510
52	34.563	1:07.575
21	36.458	1:06.702
127	39.305	1:08.081
44	43.053	1:10.105
16	43.596	1:09.432
73	46.064	1:10.167
58	48.285	1:10.072
24	1:01.226	1:13.915
178	1:01.723	1:12.321

LAP 6 @ 12:27:59.006		
NO	BEHIND	LAP TIME

11		1:01.819
13	1.649	1:02.267
10	1 Lap	1:16.284
2	3.993	1:03.267
88	6.422	1:04.786
70	8.545	1:03.581
56	1 Lap	1:15.195
59	1 Lap	1:17.799
78	11.976	1:04.550
33	12.157	1:04.355
122	21.712	1:07.077
28	27.782	1:06.728
6	1 Lap	1:18.934
22	28.529	1:04.792
61	37.681	1:08.792
4	38.578	1:09.135
85	39.025	1:10.918
65	39.140	1:09.402
63	39.424	1:08.994
21	40.267	1:05.628
52	41.123	1:08.379
127	45.311	1:07.825
44	51.653	1:10.419
16	52.046	1:10.269
73	54.355	1:10.110
58	54.810	1:08.344

LAP 7 @ 12:28:59.978		
NO	BEHIND	LAP TIME

11		1:00.972
13	3.034	1:02.357
2	7.464	1:04.443
88	9.176	1:03.726
178	1 Lap	1:11.115
70	10.232	1:02.659
24	1 Lap	1:13.251
78	15.416	1:04.412
33	15.859	1:04.674
10	1 Lap	1:15.507
56	1 Lap	1:12.989
122	24.221	1:03.481
59	1 Lap	1:16.120
28	32.153	1:05.343
22	32.706	1:05.149
61	42.823	1:06.114
6	1 Lap	1:16.774
4	44.063	1:06.457
21	45.430	1:06.135
65	45.534	1:07.366
63	45.574	1:07.122
85	46.172	1:08.119
52	46.475	1:06.324
127	49.718	1:05.379
44	1:00.526	1:09.845

LAP 8 @ 12:30:00.676		
NO	BEHIND	LAP TIME

11		1:00.698
16	1 Lap	1:10.378
73	1 Lap	1:08.186
58	1 Lap	1:08.431
13	4.295	1:01.959
2	9.221	1:02.455
88	10.315	1:01.837
70	11.321	1:01.787
78	18.186	1:03.468
33	19.671	1:04.510
178	1 Lap	1:11.825
24	1 Lap	1:12.419
122	28.009	1:04.486
10	1 Lap	1:15.075
56	1 Lap	1:13.798
28	34.224	1:02.769
22	36.552	1:04.544
59	1 Lap	1:15.876
61	48.696	1:06.571
21	49.273	1:04.541
4	49.477	1:06.112
63	50.885	1:06.009
52	52.007	1:06.230
85	53.109	1:07.635
65	53.801	1:08.965
127	55.193	1:06.173

LAP 9 @ 12:31:00.319		
NO	BEHIND	LAP TIME

11		59.643
6	2 Laps	1:17.369
13	7.314	1:02.662
73	1 Lap	1:06.639

44	1 Lap	1:08.375
16	1 Lap	1:08.609
58	1 Lap	1:08.016
2	11.383	1:01.805
88	11.671	1:00.999
70	13.162	1:01.484
33	23.099	1:03.071
78	23.145	1:04.602
122	31.455	1:03.089
178	1 Lap	1:11.522
24	1 Lap	1:12.068
28	38.104	1:03.523
22	39.769	1:02.860
10	1 Lap	1:13.191
56	1 Lap	1:12.999
21	53.545	1:03.915
61	54.988	1:05.935
4	56.068	1:06.234
59	1 Lap	1:16.490
63	57.744	1:06.502
52	58.264	1:05.900
85	59.279	1:05.813

LAP 10 @ 12:32:00.071		
NO	BEHIND	LAP TIME

11		59.752
65	1 Lap	1:06.305
127	1 Lap	1:05.868
13	9.789	1:02.227
73	1 Lap	1:07.127
2	15.832	1:04.201
70	16.360	1:02.950
88	16.477	1:04.558
6	2 Laps	1:16.154
44	1 Lap	1:08.935
58	1 Lap	1:08.109
16	1 Lap	1:09.404
33	25.896	1:02.549
78	26.380	1:02.987
122	34.053	1:02.350
28	42.359	1:04.007
22	42.993	1:02.976
178	1 Lap	1:09.737
24	1 Lap	1:15.869
21	57.513	1:03.720
10	1 Lap	1:13.261

LAP 11 @ 12:32:59.934		
NO	BEHIND	LAP TIME

11		59.863
61	1 Lap	1:05.035
56	2 Laps	1:13.879
4	1 Lap	1:06.094
63	1 Lap	1:07.296
52	1 Lap	1:07.323
85	1 Lap	1:06.636
65	1 Lap	1:05.597
127	1 Lap	1:06.752
13	11.466	1:01.540
59	2 Laps	1:15.629
2	18.671	1:02.702
88	18.768	1:02.154
73	1 Lap	1:08.024
44	1 Lap	1:09.593

Brands Hatch Indy
 Circuit Length = 1.2079 miles
 Start: 12:21 Flag 12:33 End: 12:35

Weather / Track : Cloudy / Wet

BMCRC - MRO Championships 2015 - Rnd 1 @ Brands Hatch Indy

EDlasia Formula 400 inc Sub 64

RACE 5 - LAP CHART

58	1 Lap	1:09.407
33	28.780	1:02.747
78	28.923	1:02.406
16	1 Lap	1:09.430
6	2 Laps	1:15.935
122	36.791	1:02.601
28	46.153	1:03.657
22	46.520	1:03.390
178	1 Lap	1:10.170

LAP 12	@ 12:33:59.448
---------------	-----------------------

NO	BEHIND	LAP TIME
11		59.514
21	1 Lap	1:04.110
61	1 Lap	1:05.769
24	2 Laps	1:17.886
4	1 Lap	1:08.169
63	1 Lap	1:06.890
52	1 Lap	1:06.373
85	1 Lap	1:06.502
65	1 Lap	1:07.014
10	2 Laps	1:14.652
127	1 Lap	1:05.673
13	14.825	1:02.873
56	2 Laps	1:14.651
2	21.746	1:02.589
88	21.917	1:02.663
59	2 Laps	1:15.548
73	1 Lap	1:07.179
78	31.727	1:02.318
33	33.029	1:03.763
58	1 Lap	1:06.618
44	1 Lap	1:08.933
16	1 Lap	1:08.801
122	39.886	1:02.609
28	48.681	1:02.042
6	2 Laps	1:14.897
22	49.223	1:02.217

Weather / Track : Cloudy / Wet

BMCRC - MRO Championships 2015 - Rnd 1 @ Brands Hatch Indy

EDlasia Formula 400 inc Sub 64

RACE 5 - SECTOR ANALYSIS

SECTOR 1 = FL to I1, SECTOR 2 = I1 to I2, SECTOR 3 = I2 to FL, DIFF = Difference To Personal Best Lap

P1 11 Dan RUTH		Kawasaki - Richard Ruth				
IDEAL LAP TIME : 59.376		BEST LAP TIME : 59.514		DIFFERENCE : 0.138		
LAP	SECTOR 1	SECTOR 2	LAP TIME	MPH	DIFF	TIME OF DAY
1 -		25.421	1:08.379	63.59	8.865	12:22:48.672
2 -	38.381	24.990	1:03.371	68.62	3.857	12:23:52.043
3 -	37.743	24.677	1:02.420	69.66	2.906	12:24:54.463
4 -	37.185	24.298	1:01.483	70.72	1.969	12:25:55.946
5 -	36.921	24.320	1:01.241	71.00	1.727	12:26:57.187
6 -	37.312	24.507	1:01.819	70.34	2.305	12:27:59.006
7 -	37.004	23.968	1:00.972	71.32	1.458	12:28:59.978
8 -	36.337	24.361	1:00.698	71.64	1.184	12:30:00.676
9 -	36.059	23.584	59.643 (2)	72.91	0.129	12:31:00.319
10 -	35.841	23.911	59.752 (3)	72.77	0.238	12:32:00.071
11 -	36.172	23.691	59.863	72.64	0.349	12:32:59.934
12 -	35.792	23.722	59.514 (1)	73.06		12:33:59.448

P2 13 Alex FURNISS		Yamaha - Nikki Furniss				
IDEAL LAP TIME : 1:00.999		BEST LAP TIME : 1:01.540		DIFFERENCE : 0.541		
LAP	SECTOR 1	SECTOR 2	LAP TIME	MPH	DIFF	TIME OF DAY
1 -		24.745	1:08.333	63.63	6.793	12:22:48.626
2 -	38.435	24.902	1:03.337	68.65	1.797	12:23:51.963
3 -	38.581	24.171	1:02.752	69.29	1.212	12:24:54.715
4 -	37.717	24.012	1:01.729 (2)	70.44	0.189	12:25:56.444
5 -	37.709	24.235	1:01.944 (3)	70.20	0.404	12:26:58.388
6 -	37.700	24.567	1:02.267	69.83	0.727	12:28:00.655
7 -	37.861	24.496	1:02.357	69.73	0.817	12:29:03.012
8 -	37.093	24.866	1:01.959	70.18	0.419	12:30:04.971
9 -	37.725	24.937	1:02.662	69.39	1.122	12:31:07.633
10 -	37.633	24.594	1:02.227	69.88	0.687	12:32:09.860
11 -	36.987	24.553	1:01.540 (1)	70.66		12:33:11.400
12 -	37.304	25.569	1:02.873	69.16	1.333	12:34:14.273

P3 2 Andrew GILL		Kawasaki -				
IDEAL LAP TIME : 1:01.535		BEST LAP TIME : 1:01.542		DIFFERENCE : 0.007		
LAP	SECTOR 1	SECTOR 2	LAP TIME	MPH	DIFF	TIME OF DAY
1 -		25.082	1:08.801	63.20	7.259	12:22:49.094
2 -	38.234	24.862	1:03.096	68.92	1.554	12:23:52.190
3 -	37.854	24.431	1:02.285 (3)	69.81	0.743	12:24:54.475
4 -	37.432	24.110	1:01.542 (1)	70.66		12:25:56.017
5 -	38.701	25.014	1:03.715	68.25	2.173	12:26:59.732
6 -	38.404	24.863	1:03.267	68.73	1.725	12:28:02.999
7 -	39.282	25.161	1:04.443	67.47	2.901	12:29:07.442
8 -	37.931	24.524	1:02.455	69.62	0.913	12:30:09.897
9 -	37.425	24.380	1:01.805 (2)	70.36	0.263	12:31:11.702
10 -	39.474	24.727	1:04.201	67.73	2.659	12:32:15.903
11 -	38.461	24.241	1:02.702	69.35	1.160	12:33:18.605
12 -	38.151	24.438	1:02.589	69.47	1.047	12:34:21.194

P4 88 Mark THOMPSON		Kawasaki - Flintstone Tyres / David Simon Tuning				
IDEAL LAP TIME : 1:00.873		BEST LAP TIME : 1:00.999		DIFFERENCE : 0.126		
LAP	SECTOR 1	SECTOR 2	LAP TIME	MPH	DIFF	TIME OF DAY
1 -		25.406	1:10.646	61.55	9.647	12:22:50.939
2 -	38.234	25.216	1:03.450	68.53	2.451	12:23:54.389
3 -	37.740	24.195	1:01.935	70.21	0.936	12:24:56.324
4 -	37.002	24.675	1:01.677 (2)	70.50	0.678	12:25:58.001
5 -	38.150	24.491	1:02.641	69.42	1.642	12:27:00.642
6 -	39.001	25.785	1:04.786	67.12	3.787	12:28:05.428
7 -	38.915	24.811	1:03.726	68.23	2.727	12:29:09.154
8 -	37.622	24.215	1:01.837 (3)	70.32	0.838	12:30:10.991
9 -	36.840	24.159	1:00.999 (1)	71.28		12:31:11.990

Weather / Track : Cloudy / Wet

Brands Hatch Indy
Circuit Length = 1.2079 miles
Start: 12:21 Flag 12:33 End: 12:35

BMCRC - MRO Championships 2015 - Rnd 1 @ Brands Hatch Indy

EDlasia Formula 400 inc Sub 64

RACE 5 - SECTOR ANALYSIS

SECTOR 1 = FL to I1, SECTOR 2 = I1 to I2, SECTOR 3 = I2 to FL, DIFF = Difference To Personal Best Lap

10 -	39.643	24.915	1:04.558	67.35	3.559	12:32:16.548
11 -	38.121	24.033	1:02.154	69.96	1.155	12:33:18.702
12 -	38.369	24.294	1:02.663	69.39	1.664	12:34:21.365

P5 78 S Keith POVAH		Honda - www.78Plate.com ScreenPrinting				
IDEAL LAP TIME : 1:02.135		BEST LAP TIME : 1:02.318		DIFFERENCE : 0.183		
LAP	SECTOR 1	SECTOR 2	LAP TIME	MPH	DIFF	TIME OF DAY
1 -		25.734	1:11.088	61.17	8.770	12:22:51.381
2 -	38.155	25.591	1:03.746	68.21	1.428	12:23:55.127
3 -	38.231	25.506	1:03.737	68.22	1.419	12:24:58.864
4 -	37.952	25.050	1:03.002	69.02	0.684	12:26:01.866
5 -	39.221	25.345	1:04.566	67.35	2.248	12:27:06.432
6 -	39.197	25.353	1:04.550	67.36	2.232	12:28:10.982
7 -	39.200	25.212	1:04.412	67.51	2.094	12:29:15.394
8 -	38.324	25.144	1:03.468	68.51	1.150	12:30:18.862
9 -	38.962	25.640	1:04.602	67.31	2.284	12:31:23.464
10 -	38.548	24.439	1:02.987 (3)	69.03	0.669	12:32:26.451
11 -	37.760	24.646	1:02.406 (2)	69.68	0.088	12:33:28.857
12 -	37.696	24.622	1:02.318 (1)	69.78		12:34:31.175

P6 33 S Carl JOHNSTONE		Yamaha - EDlasia				
IDEAL LAP TIME : 1:01.465		BEST LAP TIME : 1:01.843		DIFFERENCE : 0.378		
LAP	SECTOR 1	SECTOR 2	LAP TIME	MPH	DIFF	TIME OF DAY
1 -		25.886	1:14.606	58.28	12.763	12:22:54.899
2 -	38.605	24.790	1:03.395	68.59	1.552	12:23:58.294
3 -	37.833	24.801	1:02.634 (3)	69.42	0.791	12:25:00.928
4 -	37.110	24.733	1:01.843 (1)	70.31		12:26:02.771
5 -	37.602	26.435	1:04.037	67.90	2.194	12:27:06.808
6 -	39.381	24.974	1:04.355	67.57	2.512	12:28:11.163
7 -	39.264	25.410	1:04.674	67.23	2.831	12:29:15.837
8 -	39.388	25.122	1:04.510	67.40	2.667	12:30:20.347
9 -	37.851	25.220	1:03.071	68.94	1.228	12:31:23.418
10 -	38.194	24.355	1:02.549 (2)	69.52	0.706	12:32:25.967
11 -	37.823	24.924	1:02.747	69.30	0.904	12:33:28.714
12 -	39.294	24.469	1:03.763	68.19	1.920	12:34:32.477

P7 28 S Kurt HODGSON		Honda - My very empty wallet				
IDEAL LAP TIME : 1:02.042		BEST LAP TIME : 1:02.042		DIFFERENCE : 0.000		
LAP	SECTOR 1	SECTOR 2	LAP TIME	MPH	DIFF	TIME OF DAY
1 -		26.851	1:16.468	56.86	14.426	12:22:56.761
2 -	39.959	25.763	1:05.722	66.16	3.680	12:24:02.483
3 -	40.098	25.799	1:05.897	65.99	3.855	12:25:08.380
4 -	40.083	25.857	1:05.940	65.94	3.898	12:26:14.320
5 -	39.996	25.744	1:05.740	66.14	3.698	12:27:20.060
6 -	41.196	25.532	1:06.728	65.16	4.686	12:28:26.788
7 -	40.165	25.178	1:05.343	66.55	3.301	12:29:32.131
8 -	37.927	24.842	1:02.769 (2)	69.27	0.727	12:30:34.900
9 -	38.525	24.998	1:03.523 (3)	68.45	1.481	12:31:38.423
10 -	38.888	25.119	1:04.007	67.93	1.965	12:32:42.430
11 -	39.151	24.506	1:03.657	68.31	1.615	12:33:46.087
12 -	37.606	24.436	1:02.042 (1)	70.09		12:34:48.129

P8 22 S Dave HARVIEK		Kawasaki - SW Roofing Ltd				
IDEAL LAP TIME : 1:02.217		BEST LAP TIME : 1:02.217		DIFFERENCE : 0.000		
LAP	SECTOR 1	SECTOR 2	LAP TIME	MPH	DIFF	TIME OF DAY
1 -		27.051	1:17.435	56.15	15.218	12:22:57.728
2 -	41.527	26.255	1:07.782	64.15	5.565	12:24:05.510
3 -	40.095	25.854	1:05.949	65.93	3.732	12:25:11.459
4 -	40.125	26.591	1:06.716	65.18	4.499	12:26:18.175
5 -	39.197	25.371	1:04.568	67.34	2.351	12:27:22.743

Weather / Track : Cloudy / Wet

Brands Hatch Indy
Circuit Length = 1.2079 miles
Start: 12:21 Flag 12:33 End: 12:35

BMCRC - MRO Championships 2015 - Rnd 1 @ Brands Hatch Indy

EDlasia Formula 400 inc Sub 64

RACE 5 - SECTOR ANALYSIS

SECTOR 1 = FL to I1, SECTOR 2 = I1 to I2, SECTOR 3 = I2 to FL, DIFF = Difference To Personal Best Lap

6 -	39.422	25.370	1:04.792	67.11	2.575	12:28:27.535
7 -	39.904	25.245	1:05.149	66.74	2.932	12:29:32.684
8 -	38.132	26.412	1:04.544	67.37	2.327	12:30:37.228
9 -	38.060	24.800	1:02.860 (2)	69.17	0.643	12:31:40.088
10 -	38.234	24.742	1:02.976 (3)	69.05	0.759	12:32:43.064
11 -	38.795	24.595	1:03.390	68.60	1.173	12:33:46.454
12 -	37.709	24.508	1:02.217 (1)	69.89		12:34:48.671

P9 122		Ricky McGOVERN		Kawasaki -			
IDEAL LAP TIME : 1:02.295		BEST LAP TIME : 1:02.350		DIFFERENCE : 0.055			
LAP	SECTOR 1	SECTOR 2	LAP TIME	MPH	DIFF	TIME OF DAY	
1 -		26.104	1:14.319	58.51	11.969	12:22:54.612	
2 -	40.421	26.089	1:06.510	65.38	4.160	12:24:01.122	
3 -	39.318	25.093	1:04.411	67.51	2.061	12:25:05.533	
4 -	39.113	25.107	1:04.220	67.71	1.870	12:26:09.753	
5 -	38.645	25.243	1:03.888	68.06	1.538	12:27:13.641	
6 -	41.951	25.126	1:07.077	64.83	4.727	12:28:20.718	
7 -	38.528	24.953	1:03.481	68.50	1.131	12:29:24.199	
8 -	38.771	25.715	1:04.486	67.43	2.136	12:30:28.685	
9 -	38.434	24.655	1:03.089	68.92	0.739	12:31:31.774	
10 -	37.640	24.710	1:02.350 (1)	69.74		12:32:34.124	
11 -	37.814	24.787	1:02.601 (2)	69.46	0.251	12:33:36.725	
12 -	37.850	24.759	1:02.609 (3)	69.45	0.259	12:34:39.334	

P10 21		Alan WATSON		Kawasaki - Watson Racing			
IDEAL LAP TIME : 1:03.185		BEST LAP TIME : 1:03.720		DIFFERENCE : 0.535			
LAP	SECTOR 1	SECTOR 2	LAP TIME	MPH	DIFF	TIME OF DAY	
1 -		27.579	1:22.402	52.77	18.682	12:23:02.695	
2 -	41.836	27.581	1:09.417	62.64	5.697	12:24:12.112	
3 -	41.481	26.800	1:08.281	63.68	4.561	12:25:20.393	
4 -	40.231	26.319	1:06.550	65.34	2.830	12:26:26.943	
5 -	40.808	25.894	1:06.702	65.19	2.982	12:27:33.645	
6 -	39.883	25.745	1:05.628	66.26	1.908	12:28:39.273	
7 -	39.930	26.205	1:06.135	65.75	2.415	12:29:45.408	
8 -	39.347	25.194	1:04.541	67.37	0.821	12:30:49.949	
9 -	38.767	25.148	1:03.915 (2)	68.03	0.195	12:31:53.864	
10 -	38.548	25.172	1:03.720 (1)	68.24		12:32:57.584	
11 -	39.473	24.637	1:04.110 (3)	67.83	0.390	12:34:01.694	

P11 61 S		Oliver FOOKS		Aprilia -			
IDEAL LAP TIME : 1:04.701		BEST LAP TIME : 1:05.035		DIFFERENCE : 0.334			
LAP	SECTOR 1	SECTOR 2	LAP TIME	MPH	DIFF	TIME OF DAY	
1 -		28.346	1:18.207	55.60	13.172	12:22:58.500	
2 -	41.554	26.811	1:08.365	63.60	3.330	12:24:06.865	
3 -	40.474	26.933	1:07.407	64.51	2.372	12:25:14.272	
4 -	40.489	26.739	1:07.228	64.68	2.193	12:26:21.500	
5 -	39.971	26.424	1:06.395	65.49	1.360	12:27:27.895	
6 -	41.978	26.814	1:08.792	63.21	3.757	12:28:36.687	
7 -	39.995	26.119	1:06.114	65.77	1.079	12:29:42.801	
8 -	40.320	26.251	1:06.571	65.32	1.536	12:30:49.372	
9 -	39.374	26.561	1:05.935 (3)	65.95	0.900	12:31:55.307	
10 -	38.933	26.102	1:05.035 (1)	66.86		12:33:00.342	
11 -	40.001	25.768	1:05.769 (2)	66.11	0.734	12:34:06.111	

P12 4		Nigel FRANKLIN		Kawasaki - Jane Franklin			
IDEAL LAP TIME : 1:05.421		BEST LAP TIME : 1:06.094		DIFFERENCE : 0.673			
LAP	SECTOR 1	SECTOR 2	LAP TIME	MPH	DIFF	TIME OF DAY	
1 -		27.557	1:18.008	55.74	11.914	12:22:58.301	
2 -	41.078	26.696	1:07.774	64.16	1.680	12:24:06.075	
3 -	40.460	26.835	1:07.295	64.62	1.201	12:25:13.370	

Weather / Track : Cloudy / Wet

Brands Hatch Indy
Circuit Length = 1.2079 miles
Start: 12:21 Flag 12:33 End: 12:35

BMCRC - MRO Championships 2015 - Rnd 1 @ Brands Hatch Indy

EDlasia Formula 400 inc Sub 64

RACE 5 - SECTOR ANALYSIS

SECTOR 1 = FL to I1, SECTOR 2 = I1 to I2, SECTOR 3 = I2 to FL, DIFF = Difference To Personal Best Lap

4 -	40.437	27.129	1:07.566	64.36	1.472	12:26:20.936
5 -	40.923	26.590	1:07.513	64.41	1.419	12:27:28.449
6 -	42.021	27.114	1:09.135	62.90	3.041	12:28:37.584
7 -	39.935	26.522	1:06.457	65.43	0.363	12:29:44.041
8 -	39.527	26.585	1:06.112 (2)	65.77	0.018	12:30:50.153
9 -	39.501	26.733	1:06.234 (3)	65.65	0.140	12:31:56.387
10 -	40.174	25.920	1:06.094 (1)	65.79		12:33:02.481
11 -	41.146	27.023	1:08.169	63.79	2.075	12:34:10.650

P13 63 Daniel HARDY		Kawasaki - DH-Racing				
IDEAL LAP TIME : 1:05.892		BEST LAP TIME : 1:06.009		DIFFERENCE : 0.117		
LAP	SECTOR 1	SECTOR 2	LAP TIME	MPH	DIFF	TIME OF DAY
1 -		26.633	1:19.520	54.68	13.511	12:22:59.813
2 -	41.918	26.588	1:08.506	63.47	2.497	12:24:08.319
3 -	40.996	26.555	1:07.551	64.37	1.542	12:25:15.870
4 -	40.643	26.413	1:07.056	64.85	1.047	12:26:22.926
5 -	40.813	25.697	1:06.510 (3)	65.38	0.501	12:27:29.436
6 -	42.481	26.513	1:08.994	63.02	2.985	12:28:38.430
7 -	40.579	26.543	1:07.122	64.78	1.113	12:29:45.552
8 -	40.435	25.574	1:06.009 (1)	65.87		12:30:51.561
9 -	40.318	26.184	1:06.502 (2)	65.39	0.493	12:31:58.063
10 -	41.165	26.131	1:07.296	64.61	1.287	12:33:05.359
11 -	41.086	25.804	1:06.890	65.01	0.881	12:34:12.249

P14 52 Gary JARMAN		Kawasaki - G & S Motorcycle tyres				
IDEAL LAP TIME : 1:05.606		BEST LAP TIME : 1:05.900		DIFFERENCE : 0.294		
LAP	SECTOR 1	SECTOR 2	LAP TIME	MPH	DIFF	TIME OF DAY
1 -		27.800	1:16.547	56.80	10.647	12:22:56.840
2 -	41.613	28.141	1:09.754	62.34	3.854	12:24:06.594
3 -	42.352	27.040	1:09.392	62.66	3.492	12:25:15.986
4 -	41.283	26.906	1:08.189	63.77	2.289	12:26:24.175
5 -	40.996	26.579	1:07.575	64.35	1.675	12:27:31.750
6 -	41.674	26.705	1:08.379	63.59	2.479	12:28:40.129
7 -	40.129	26.195	1:06.324 (3)	65.56	0.424	12:29:46.453
8 -	40.391	25.839	1:06.230 (2)	65.65	0.330	12:30:52.683
9 -	39.803	26.097	1:05.900 (1)	65.98		12:31:58.583
10 -	41.139	26.184	1:07.323	64.59	1.423	12:33:05.906
11 -	40.570	25.803	1:06.373	65.51	0.473	12:34:12.279

P15 85 James ROBINSON		Kawasaki - claire palastanga ceramics				
IDEAL LAP TIME : 1:05.478		BEST LAP TIME : 1:05.813		DIFFERENCE : 0.335		
LAP	SECTOR 1	SECTOR 2	LAP TIME	MPH	DIFF	TIME OF DAY
1 -		26.538	1:13.632	59.05	7.819	12:22:53.925
2 -	40.579	26.745	1:07.324	64.59	1.511	12:24:01.249
3 -	41.486	27.269	1:08.755	63.24	2.942	12:25:10.004
4 -	41.237	28.076	1:09.313	62.73	3.500	12:26:19.317
5 -	40.638	27.158	1:07.796	64.14	1.983	12:27:27.113
6 -	42.694	28.224	1:10.918	61.31	5.105	12:28:38.031
7 -	40.883	27.236	1:08.119	63.83	2.306	12:29:46.150
8 -	41.497	26.138	1:07.635	64.29	1.822	12:30:53.785
9 -	39.793	26.020	1:05.813 (1)	66.07		12:31:59.598
10 -	40.711	25.925	1:06.636 (3)	65.25	0.823	12:33:06.234
11 -	40.817	25.685	1:06.502 (2)	65.39	0.689	12:34:12.736

P16 65 S Andrew MOXON		Honda -				
IDEAL LAP TIME : 1:05.597		BEST LAP TIME : 1:05.597		DIFFERENCE : 0.000		
LAP	SECTOR 1	SECTOR 2	LAP TIME	MPH	DIFF	TIME OF DAY
1 -		27.032	1:18.863	55.14	13.266	12:22:59.156
2 -	41.602	26.585	1:08.187	63.77	2.590	12:24:07.343
3 -	40.789	26.536	1:07.325	64.59	1.728	12:25:14.668

Weather / Track : Cloudy / Wet

Brands Hatch Indy
Circuit Length = 1.2079 miles
Start: 12:21 Flag 12:33 End: 12:35

BMCRC - MRO Championships 2015 - Rnd 1 @ Brands Hatch Indy

EDlasia Formula 400 inc Sub 64

RACE 5 - SECTOR ANALYSIS

SECTOR 1 = FL to I1, SECTOR 2 = I1 to I2, SECTOR 3 = I2 to FL, DIFF = Difference To Personal Best Lap

4 -	40.774	26.424	1:07.198	64.71	1.601	12:26:21.866
5 -	40.321	26.557	1:06.878 (3)	65.02	1.281	12:27:28.744
6 -	42.915	26.487	1:09.402	62.65	3.805	12:28:38.146
7 -	40.430	26.936	1:07.366	64.55	1.769	12:29:45.512
8 -	42.382	26.583	1:08.965	63.05	3.368	12:30:54.477
9 -	40.896	25.409	1:06.305 (2)	65.58	0.708	12:32:00.782
10 -	40.254	25.343	1:05.597 (1)	66.29		12:33:06.379
11 -	41.094	25.920	1:07.014	64.89	1.417	12:34:13.393

P17 127 S Adam GREEN		Kawasaki - Royal Air Force Motorsport Association				
IDEAL LAP TIME : 1:05.379		BEST LAP TIME : 1:05.379		DIFFERENCE : 0.000		
LAP	SECTOR 1	SECTOR 2	LAP TIME	MPH	DIFF	TIME OF DAY
1 -		28.308	1:21.482	53.36	16.103	12:23:01.775
2 -	42.395	27.630	1:10.025	62.10	4.646	12:24:11.800
3 -	41.889	27.163	1:09.052	62.97	3.673	12:25:20.852
4 -	41.319	26.240	1:07.559	64.36	2.180	12:26:28.411
5 -	41.732	26.349	1:08.081	63.87	2.702	12:27:36.492
6 -	42.207	25.618	1:07.825	64.11	2.446	12:28:44.317
7 -	39.811	25.568	1:05.379 (1)	66.51		12:29:49.696
8 -	40.384	25.789	1:06.173	65.71	0.794	12:30:55.869
9 -	40.235	25.633	1:05.868 (3)	66.01	0.489	12:32:01.737
10 -	41.065	25.687	1:06.752	65.14	1.373	12:33:08.489
11 -	39.933	25.740	1:05.673 (2)	66.21	0.294	12:34:14.162

P18 73 Stephen BORN		Honda -				
IDEAL LAP TIME : 1:06.126		BEST LAP TIME : 1:06.639		DIFFERENCE : 0.513		
LAP	SECTOR 1	SECTOR 2	LAP TIME	MPH	DIFF	TIME OF DAY
1 -		28.114	1:19.501	54.69	12.862	12:22:59.794
2 -	43.146	28.883	1:12.029	60.37	5.390	12:24:11.823
3 -	43.735	27.515	1:11.250	61.03	4.611	12:25:23.073
4 -	42.437	27.574	1:10.011	62.11	3.372	12:26:33.084
5 -	42.865	27.302	1:10.167	61.97	3.528	12:27:43.251
6 -	43.470	26.640	1:10.110	62.02	3.471	12:28:53.361
7 -	41.960	26.226	1:08.186	63.77	1.547	12:30:01.547
8 -	40.948	25.691	1:06.639 (1)	65.25		12:31:08.186
9 -	40.435	26.692	1:07.127 (2)	64.78	0.488	12:32:15.313
10 -	41.352	26.672	1:08.024	63.92	1.385	12:33:23.337
11 -	41.134	26.045	1:07.179 (3)	64.73	0.540	12:34:30.516

P19 58 Steve YOUNG		Kawasaki - Cadmatic				
IDEAL LAP TIME : 1:06.618		BEST LAP TIME : 1:06.618		DIFFERENCE : 0.000		
LAP	SECTOR 1	SECTOR 2	LAP TIME	MPH	DIFF	TIME OF DAY
1 -		28.877	1:22.992	52.39	16.374	12:23:03.285
2 -	42.989	27.229	1:10.218	61.93	3.600	12:24:13.503
3 -	43.941	27.581	1:11.522	60.80	4.904	12:25:25.025
4 -	42.842	27.533	1:10.375	61.79	3.757	12:26:35.400
5 -	43.440	26.632	1:10.072	62.05	3.454	12:27:45.472
6 -	42.176	26.168	1:08.344	63.62	1.726	12:28:53.816
7 -	41.425	27.006	1:08.431	63.54	1.813	12:30:02.247
8 -	41.824	26.192	1:08.016 (2)	63.93	1.398	12:31:10.263
9 -	41.330	26.779	1:08.109 (3)	63.84	1.491	12:32:18.372
10 -	42.683	26.724	1:09.407	62.65	2.789	12:33:27.779
11 -	40.700	25.918	1:06.618 (1)	65.27		12:34:34.397

P20 44 James BUCKETT		Kawasaki -				
IDEAL LAP TIME : 1:08.375		BEST LAP TIME : 1:08.375		DIFFERENCE : 0.000		
LAP	SECTOR 1	SECTOR 2	LAP TIME	MPH	DIFF	TIME OF DAY
1 -		27.154	1:19.449	54.73	11.074	12:22:59.742
2 -	42.785	28.534	1:11.319	60.97	2.944	12:24:11.061
3 -	42.194	27.166	1:09.360	62.69	0.985	12:25:20.421

Weather / Track : Cloudy / Wet

Brands Hatch Indy
Circuit Length = 1.2079 miles
Start: 12:21 Flag 12:33 End: 12:35

BMCRC - MRO Championships 2015 - Rnd 1 @ Brands Hatch Indy

EDlasia Formula 400 inc Sub 64

RACE 5 - SECTOR ANALYSIS

SECTOR 1 = FL to I1, SECTOR 2 = I1 to I2, SECTOR 3 = I2 to FL, DIFF = Difference To Personal Best Lap

4 -	42.653	27.061	1:09.714	62.37	1.339	12:26:30.135
5 -	42.832	27.273	1:10.105	62.02	1.730	12:27:40.240
6 -	43.142	27.277	1:10.419	61.75	2.044	12:28:50.659
7 -	42.713	27.132	1:09.845	62.26	1.470	12:30:00.504
8 -	41.542	26.833	1:08.375 (1)	63.59		12:31:08.879
9 -	41.907	27.028	1:08.935 (3)	63.08	0.560	12:32:17.814
10 -	42.707	26.886	1:09.593	62.48	1.218	12:33:27.407
11 -	41.693	27.240	1:08.933 (2)	63.08	0.558	12:34:36.340

P21 16 S Andrew WILKINS			Honda -			
IDEAL LAP TIME : 1:07.618		BEST LAP TIME : 1:08.609		DIFFERENCE : 0.991		
LAP	SECTOR 1	SECTOR 2	LAP TIME	MPH	DIFF	TIME OF DAY
1 -		27.460	1:16.313	56.98	7.704	12:22:56.606
2 -	45.216	29.345	1:14.561	58.32	5.952	12:24:11.167
3 -	43.575	26.665	1:10.240	61.91	1.631	12:25:21.407
4 -	42.850	27.094	1:09.944	62.17	1.335	12:26:31.351
5 -	42.775	26.657	1:09.432	62.63	0.823	12:27:40.783
6 -	44.001	26.268	1:10.269	61.88	1.660	12:28:51.052
7 -	42.790	27.588	1:10.378	61.78	1.769	12:30:01.430
8 -	41.972	26.637	1:08.609 (1)	63.38		12:31:10.039
9 -	42.610	26.794	1:09.404 (3)	62.65	0.795	12:32:19.443
10 -	42.690	26.740	1:09.430	62.63	0.821	12:33:28.873
11 -	41.350	27.451	1:08.801 (2)	63.20	0.192	12:34:37.674

P22 24 S Harley GODZISZ			Honda - Jon Boy Services			
IDEAL LAP TIME : 1:11.902		BEST LAP TIME : 1:12.068		DIFFERENCE : 0.166		
LAP	SECTOR 1	SECTOR 2	LAP TIME	MPH	DIFF	TIME OF DAY
1 -		29.344	1:22.373	52.79	10.305	12:23:02.666
2 -	44.203	29.319	1:13.522	59.14	1.454	12:24:16.188
3 -	45.051	29.386	1:14.437	58.41	2.369	12:25:30.625
4 -	44.699	29.174	1:13.873	58.86	1.805	12:26:44.498
5 -	44.926	28.989	1:13.915	58.83	1.847	12:27:58.413
6 -	44.575	28.676	1:13.251 (3)	59.36	1.183	12:29:11.664
7 -	43.468	28.951	1:12.419 (2)	60.04	0.351	12:30:24.083
8 -	43.634	28.434	1:12.068 (1)	60.34		12:31:36.151
9 -	45.054	30.815	1:15.869	57.31	3.801	12:32:52.020
10 -	46.620	31.266	1:17.886	55.83	5.818	12:34:09.906

P23 10 Sam HOLME			Yamaha -			
IDEAL LAP TIME : 1:11.311		BEST LAP TIME : 1:13.191		DIFFERENCE : 1.880		
LAP	SECTOR 1	SECTOR 2	LAP TIME	MPH	DIFF	TIME OF DAY
1 -		28.345	1:18.665	55.27	5.474	12:22:58.958
2 -	42.966	31.039	1:14.005 (3)	58.76	0.814	12:24:12.963
3 -	45.245	31.249	1:16.494	56.84	3.303	12:25:29.457
4 -	45.660	30.360	1:16.020	57.20	2.829	12:26:45.477
5 -	45.581	30.703	1:16.284	57.00	3.093	12:28:01.761
6 -	44.634	30.873	1:15.507	57.59	2.316	12:29:17.268
7 -	44.798	30.277	1:15.075	57.92	1.884	12:30:32.343
8 -	43.377	29.814	1:13.191 (1)	59.41		12:31:45.534
9 -	44.643	28.618	1:13.261 (2)	59.35	0.070	12:32:58.795
10 -	44.731	29.921	1:14.652	58.25	1.461	12:34:13.447

P24 56 Andrew PITT			Kawasaki - Raven Performance/Norman Pitt			
IDEAL LAP TIME : 1:12.881		BEST LAP TIME : 1:12.989		DIFFERENCE : 0.108		
LAP	SECTOR 1	SECTOR 2	LAP TIME	MPH	DIFF	TIME OF DAY
1 -		29.424	1:27.210	49.86	14.221	12:23:07.503
2 -	45.893	29.515	1:15.408	57.66	2.419	12:24:22.911
3 -	45.803	28.564	1:14.367	58.47	1.378	12:25:37.278
4 -	46.283	28.976	1:15.259	57.78	2.270	12:26:52.537
5 -	46.246	28.949	1:15.195	57.83	2.206	12:28:07.732

Weather / Track : Cloudy / Wet

Brands Hatch Indy
Circuit Length = 1.2079 miles
Start: 12:21 Flag 12:33 End: 12:35

BMCRC - MRO Championships 2015 - Rnd 1 @ Brands Hatch Indy

EDlasia Formula 400 inc Sub 64

RACE 5 - SECTOR ANALYSIS

SECTOR 1 = FL to I1, SECTOR 2 = I1 to I2, SECTOR 3 = I2 to FL, DIFF = Difference To Personal Best Lap

6 -	44.428	28.561	1:12.989 (1)	59.57		12:29:20.721
7 -	45.198	28.600	1:13.798 (3)	58.92	0.809	12:30:34.519
8 -	44.546	28.453	1:12.999 (2)	59.57	0.010	12:31:47.518
9 -	45.341	28.538	1:13.879	58.86	0.890	12:33:01.397
10 -	45.316	29.335	1:14.651	58.25	1.662	12:34:16.048

P25	59 S	Danielle COOPER	Kawasaki - ePayMe			
IDEAL LAP TIME : 1:14.199		BEST LAP TIME : 1:14.199		DIFFERENCE : 0.000		

LAP	SECTOR 1	SECTOR 2	LAP TIME	MPH	DIFF	TIME OF DAY
1 -		30.022	1:25.448	50.89	11.249	12:23:05.741
2 -	44.641	29.558	1:14.199 (1)	58.60		12:24:19.940
3 -	44.768	29.746	1:14.514 (2)	58.35	0.315	12:25:34.454
4 -	46.101	30.445	1:16.546	56.81	2.347	12:26:51.000
5 -	47.545	30.254	1:17.799	55.89	3.600	12:28:08.799
6 -	45.831	30.289	1:16.120	57.12	1.921	12:29:24.919
7 -	45.561	30.315	1:15.876	57.31	1.677	12:30:40.795
8 -	46.025	30.465	1:16.490	56.85	2.291	12:31:57.285
9 -	45.909	29.720	1:15.629	57.49	1.430	12:33:12.914
10 -	45.072	30.476	1:15.548 (3)	57.56	1.349	12:34:28.462

P26	6 S	Martin PEARSON	Honda - ASL Powerstream			
IDEAL LAP TIME : 1:14.897		BEST LAP TIME : 1:14.897		DIFFERENCE : 0.000		

LAP	SECTOR 1	SECTOR 2	LAP TIME	MPH	DIFF	TIME OF DAY
1 -		32.103	1:28.923	48.90	14.026	12:23:09.216
2 -	47.300	31.337	1:18.637	55.29	3.740	12:24:27.853
3 -	49.114	31.248	1:20.362	54.11	5.465	12:25:48.215
4 -	48.393	31.500	1:19.893	54.43	4.996	12:27:08.108
5 -	48.222	30.712	1:18.934	55.09	4.037	12:28:27.042
6 -	46.001	30.773	1:16.774	56.64	1.877	12:29:43.816
7 -	46.397	30.972	1:17.369	56.20	2.472	12:31:01.185
8 -	45.809	30.345	1:16.154 (3)	57.10	1.257	12:32:17.339
9 -	45.849	30.086	1:15.935 (2)	57.26	1.038	12:33:33.274
10 -	45.260	29.637	1:14.897 (1)	58.06		12:34:48.171

P27	70	Peter THORNTON	Kawasaki - Cadmatic			
IDEAL LAP TIME : 1:01.096		BEST LAP TIME : 1:01.484		DIFFERENCE : 0.388		

LAP	SECTOR 1	SECTOR 2	LAP TIME	MPH	DIFF	TIME OF DAY
1 -		25.178	1:10.428	61.74	8.944	12:22:50.721
2 -	38.437	25.655	1:04.092	67.84	2.608	12:23:54.813
3 -	38.195	25.235	1:03.430	68.55	1.946	12:24:58.243
4 -	37.403	25.068	1:02.471 (3)	69.60	0.987	12:26:00.714
5 -	37.983	25.273	1:03.256	68.74	1.772	12:27:03.970
6 -	37.707	25.874	1:03.581	68.39	2.097	12:28:07.551
7 -	37.709	24.950	1:02.659	69.40	1.175	12:29:10.210
8 -	37.625	24.162	1:01.787 (2)	70.38	0.303	12:30:11.997
9 -	36.934	24.550	1:01.484 (1)	70.72		12:31:13.481
10 -	38.003	24.947	1:02.950	69.08	1.466	12:32:16.431

P28	178 S	Richard MORRIS	Suzuki - Mark 1 Diggers			
IDEAL LAP TIME : 1:09.571		BEST LAP TIME : 1:09.737		DIFFERENCE : 0.166		

LAP	SECTOR 1	SECTOR 2	LAP TIME	MPH	DIFF	TIME OF DAY
1 -		30.304	1:28.249	49.27	18.512	12:23:08.542
2 -	45.746	28.801	1:14.547	58.33	4.810	12:24:23.089
3 -	44.712	27.593	1:12.305	60.14	2.568	12:25:35.394
4 -	43.154	28.041	1:11.195	61.08	1.458	12:26:46.589
5 -	44.325	27.996	1:12.321	60.12	2.584	12:27:58.910
6 -	42.781	28.334	1:11.115 (3)	61.14	1.378	12:29:10.025
7 -	44.171	27.654	1:11.825	60.54	2.088	12:30:21.850
8 -	43.770	27.752	1:11.522	60.80	1.785	12:31:33.372
9 -	42.408	27.329	1:09.737 (1)	62.35		12:32:43.109

Weather / Track : Cloudy / Wet

Brands Hatch Indy
Circuit Length = 1.2079 miles
Start: 12:21 Flag 12:33 End: 12:35

BMCRC - MRO Championships 2015 - Rnd 1 @ Brands Hatch Indy

EDlasia Formula 400 inc Sub 64

RACE 5 - SECTOR ANALYSIS

SECTOR 1 = FL to I1, SECTOR 2 = I1 to I2, SECTOR 3 = I2 to FL, DIFF = Difference To Personal Best Lap
10 - 43.007 **27.163** 1:10.170 (2) 61.97 0.433 12:33:53.279

P29 71 S Luke HARVEY		Kawasaki - www.CMSPIPE.com				
IDEAL LAP TIME : 1:08.265		BEST LAP TIME : 1:08.320		DIFFERENCE : 0.055		
LAP	SECTOR 1	SECTOR 2	LAP TIME	MPH	DIFF	TIME OF DAY
1 -		27.564	1:18.490	55.40	10.170	12:22:58.783
2 -	42.078	26.749	1:08.827 (3)	63.18	0.507	12:24:07.610
3 -	41.526	26.863	1:08.389 (2)	63.58	0.069	12:25:15.999
4 -	41.516	26.804	1:08.320 (1)	63.65		12:26:24.319

P30 51 Emma JARMAN		Kawasaki -				
IDEAL LAP TIME : 1:01.700		BEST LAP TIME : 1:02.508		DIFFERENCE : 0.808		
LAP	SECTOR 1	SECTOR 2	LAP TIME	MPH	DIFF	TIME OF DAY
1 -		24.960	1:09.028 (3)	62.99	6.520	12:22:49.321
2 -	38.762	24.372	1:03.134 (2)	68.87	0.626	12:23:52.455
3 -	38.508	24.000	1:02.508 (1)	69.56		12:24:54.963

P31 154 Andrew SAUNDERS		Kawasaki - RG Racing - MSS Performance				
IDEAL LAP TIME : 1:01.919		BEST LAP TIME : 1:02.449		DIFFERENCE : 0.530		
LAP	SECTOR 1	SECTOR 2	LAP TIME	MPH	DIFF	TIME OF DAY
1 -		25.342	1:08.822 (3)	63.18	6.373	12:22:49.115
2 -	39.131	25.407	1:04.538 (2)	67.38	2.089	12:23:53.653
3 -	37.553	24.896	1:02.449 (1)	69.63		12:24:56.102

P32 27 William SMITH		Kawasaki -				
IDEAL LAP TIME : 1:12.352		BEST LAP TIME : 1:16.781		DIFFERENCE : 4.429		
LAP	SECTOR 1	SECTOR 2	LAP TIME	MPH	DIFF	TIME OF DAY
1 -		28.395	1:16.781 (1)	56.63		12:22:57.074

BMCRC - MRO Championships 2015 - Rnd 1 @ Brands Hatch Indy

EDlasia Formula 400 inc Sub 64

RACE 5 - BEST SECTORS

SECTOR 1			SECTOR 2			IDEAL / BEST COMPARISON						
POS	NO	NAME	TIME	NO	NAME	TIME	POS	NO	NAME	IDEAL	BEST	DIFF
									PERFECT LAP	59.376		
1	11	RUTH	35.792	11	RUTH	23.584	1	11	RUTH	59.376	59.514	0.138
2	88	THOMPSON	36.840	51	JARMAN	24.000	2	88	THOMPSON	1:00.873	1:00.999	0.126
3	70	THORNTON	36.934	13	FURNISS	24.012	3	13	FURNISS	1:00.999	1:01.540	0.541
4	13	FURNISS	36.987	88	THOMPSON	24.033	4	70	THORNTON	1:01.096	1:01.484	0.388
5	154	SAUNDERS	37.023	2	GILL	24.110	5	33	JOHNSTONE	1:01.465	1:01.843	0.378
6	33	JOHNSTONE	37.110	70	THORNTON	24.162	6	2	GILL	1:01.535	1:01.542	0.007
7	2	GILL	37.425	33	JOHNSTONE	24.355	7	51	JARMAN	1:01.700	1:02.508	0.808
8	28	HODGSON	37.606	28	HODGSON	24.436	8	154	SAUNDERS	1:01.919	1:02.449	0.530
9	122	McGOVERN	37.640	78	POVAH	24.439	9	28	HODGSON	1:02.042	1:02.042	0.000
10	78	POVAH	37.696	22	HARVIEK	24.508	10	78	POVAH	1:02.135	1:02.318	0.183
11	51	JARMAN	37.700	21	WATSON	24.637	11	22	HARVIEK	1:02.217	1:02.217	0.000
12	22	HARVIEK	37.709	122	McGOVERN	24.655	12	122	McGOVERN	1:02.295	1:02.350	0.055
13	21	WATSON	38.548	154	SAUNDERS	24.896	13	21	WATSON	1:03.185	1:03.720	0.535
14	61	FOOKS	38.933	65	MOXON	25.343	14	61	FOOKS	1:04.701	1:05.035	0.334
15	4	FRANKLIN	39.501	127	GREEN	25.568	15	127	GREEN	1:05.379	1:05.379	0.000
16	85	ROBINSON	39.793	63	HARDY	25.574	16	4	FRANKLIN	1:05.421	1:06.094	0.673
17	52	JARMAN	39.803	85	ROBINSON	25.685	17	85	ROBINSON	1:05.478	1:05.813	0.335
18	127	GREEN	39.811	73	BORN	25.691	18	65	MOXON	1:05.597	1:05.597	0.000
19	65	MOXON	40.254	61	FOOKS	25.768	19	52	JARMAN	1:05.606	1:05.900	0.294
20	63	HARDY	40.318	52	JARMAN	25.803	20	63	HARDY	1:05.892	1:06.009	0.117
21	73	BORN	40.435	58	YOUNG	25.918	21	73	BORN	1:06.126	1:06.639	0.513
22	58	YOUNG	40.700	4	FRANKLIN	25.920	22	58	YOUNG	1:06.618	1:06.618	0.000
23	16	WILKINS	41.350	16	WILKINS	26.268	23	16	WILKINS	1:07.618	1:08.609	0.991
24	71	HARVEY	41.516	71	HARVEY	26.749	24	71	HARVEY	1:08.265	1:08.320	0.055
25	44	BUCKETT	41.542	44	BUCKETT	26.833	25	44	BUCKETT	1:08.375	1:08.375	0.000
26	178	MORRIS	42.408	178	MORRIS	27.163	26	178	MORRIS	1:09.571	1:09.737	0.166
27	10	HOLME	42.966	10	HOLME	28.345	27	10	HOLME	1:11.311	1:13.191	1.880
28	24	GODZISZ	43.468	27	SMITH	28.395	28	24	GODZISZ	1:11.902	1:12.068	0.166
29	27	SMITH	43.957	24	GODZISZ	28.434	29	27	SMITH	1:12.352	1:16.781	4.429
30	56	PITT	44.428	56	PITT	28.453	30	56	PITT	1:12.881	1:12.989	0.108
31	59	COOPER	44.641	59	COOPER	29.558	31	59	COOPER	1:14.199	1:14.199	0.000
32	6	PEARSON	45.260	6	PEARSON	29.637	32	6	PEARSON	1:14.897	1:14.897	0.000

Weather / Track : Cloudy / Wet

Results can be found at www.tsl-timing.com

Brands Hatch Indy
 Circuit Length = 1.2079 miles
 Start: 12:21 Flag 12:33 End: 12:35

Printed - 12:36 Sunday, 29 March 2015

BMCRC - MRO Championships 2015 - Rnd 1 @ Brands Hatch Indy

EDlasia Formula 400 inc Sub 64

RACE 15 - GRID - AMENDED



ROW 12	35	778 Virginia POWER	34	14 Chris BURRAGE		
ROW 11	33	86 Mathew SCOTT	32	27 William SMITH	31	154 Andrew SAUNDERS
ROW 10	30	51 Emma JARMAN	29	71 Luke HARVEY	28	70 Peter THORNTON
ROW 9	27	6 Martin PEARSON	26	59 Danielle COOPER	25	56 Andrew PITT
ROW 8	24	10 Sam HOLME	23	24 Harley GODZISZ	22	178 Richard MORRIS
ROW 7	21	16 Andrew WILKINS	20	44 James BUCKETT	19	58 Steve YOUNG
ROW 6	18	73 Stephen BORN	17	127 Adam GREEN	16	65 Andrew MOXON
ROW 5	15	85 James ROBINSON	14	52 Gary JARMAN	13	63 Daniel HARDY
ROW 4	12	4 Nigel FRANKLIN	11	61 Oliver FOOKS	10	21 Alan WATSON
ROW 3	9	122 Ricky McGOVERN	8	22 Dave HARVIEK	7	28 Kurt HODGSON
ROW 2	6	33 Carl JOHNSTONE	5	78 Keith POVAH	4	88 Mark THOMPSON
ROW 1	3	2 Andrew GILL	2	13 Alex FURNISS	1	11 Dan RUTH
Pole						

Brands Hatch Indy
Circuit Length = 1.2079 miles

These results are provisional until the conclusion of any judicial and technical matters.

Clerk Of Course :	Timekeeper :
-------------------	--------------

Results can be found at www.tsl-timing.com

Printed - 13:31 Sunday, 29 March 2015



BMCRC - MRO Championships 2015 - Rnd 1 @ Brands Hatch Indy

EDlasia Formula 400 inc Sub 64

RACE 15 - CLASSIFICATION



POS	NO	CL	PIC NAME	ENTRY	LAPS	TIME	GAP	DIFF	MPH	BEST	ON
1	154		1 Andrew SAUNDERS	Kawasaki - RG Racing - MSS Performance	12	12:20.271			70.49	57.073	3
2	11		2 Dan RUTH	Kawasaki - Richard Ruth	12	12:47.096	26.825	26.825	68.02	55.015	4
3	88		3 Mark THOMPSON	Kawasaki - Flintstone Tyres / David Simon Tuning	12	13:15.705	55.434	28.609	65.58	57.411	2
4	61	S	1 Oliver FOOKS	Aprilia -	12	13:16.025	55.754	0.320	65.55	58.903	4
5	22	S	2 Dave HARVIEK	Kawasaki - SW Roofing Ltd	12	13:16.187	55.916	0.162	65.54	1:00.784	4
6	16	S	3 Andrew WILKINS	Honda -	12	13:20.810	1:00.539	4.623	65.16	57.461	4
7	33	S	4 Carl JOHNSTONE	Yamaha - EDlasia	12	13:20.847	1:00.576	0.037	65.16	58.627	2
8	28	S	5 Kurt HODGSON	Honda - My very empty wallet	12	13:25.414	1:05.143	4.567	64.79	1:01.183	4
9	85		4 James ROBINSON	Kawasaki - claire palastanga ceramics	12	13:25.685	1:05.414	0.271	64.76	59.067	4
10	122		5 Ricky McGOVERN	Kawasaki -	12	13:29.080	1:08.809	3.395	64.49	58.834	4
11	51		6 Emma JARMAN	Kawasaki -	11	12:33.224	1 Lap	1 Lap	63.50	1:00.426	4
12	127	S	6 Adam GREEN	Kawasaki - Royal Air Force Motorsport Association	11	12:35.129	1 Lap	1.905	63.34	58.155	4
13	86		7 Mathew SCOTT	Kawasaki -	11	12:45.397	1 Lap	10.268	62.49	1:00.794	3
14	21		8 Alan WATSON	Kawasaki - Watson Racing	11	12:51.018	1 Lap	5.621	62.04	1:01.756	4
15	63		9 Daniel HARDY	Kawasaki - DH-Racing	11	12:52.347	1 Lap	1.329	61.93	1:03.364	2
16	56		10 Andrew PITT	Kawasaki - Raven Performance/Norman Pitt	11	12:59.541	1 Lap	7.194	61.36	1:07.127	4
17	178	S	7 Richard MORRIS	Suzuki - Mark 1 Diggers	11	13:04.280	1 Lap	4.739	60.99	1:07.807	7
18	24	S	8 Harley GODZISZ	Honda - Jon Boy Services	11	13:08.832	1 Lap	4.552	60.63	1:03.501	2
19	73		11 Stephen BORN	Honda -	11	13:37.297	1 Lap	28.465	58.52	1:03.989	4
20	59	S	9 Danielle COOPER	Kawasaki - ePayMe	10	12:26.830	2 Laps	1 Lap	58.22	1:07.304	2
21	6	S	10 Martin PEARSON	Honda - ASL Powerstream	10	12:28.121	2 Laps	1.291	58.12	1:10.113	2

NOT CLASSIFIED

DNF	58		Steve YOUNG	Kawasaki - Cadmatic	9	10:26.493	3 Laps	1 Lap	62.47	1:02.222	4
DNF	10*		Sam HOLME	Yamaha -	5	5:21.229	7 Laps	4 Laps	67.68	59.397	4
DNF	2		Andrew GILL	Kawasaki -	4	3:59.386	8 Laps	1 Lap	72.66	58.165	3
DNF	13		Alex FURNISS	Yamaha - Nikki Furniss	4	3:59.661	8 Laps	0.275	72.57	57.970	4
DNF	52		Gary JARMAN	Kawasaki - G & S Motorcycle tyres	4	4:00.459	8 Laps	0.798	72.33	57.310	2
DNF	70		Peter THORNTON	Kawasaki - Cadmatic	4	4:00.959	8 Laps	0.500	72.18	56.426	4
DNF	27		William SMITH	Kawasaki -	4	4:01.654	8 Laps	0.695	71.98	57.489	4
DNF	4		Nigel FRANKLIN	Kawasaki - Jane Franklin	3	3:13.453	9 Laps	1 Lap	67.43	1:02.646	3
DNF	78	S	Keith POVAH	Honda - www.78Plate.com ScreenPrinting	2	2:05.204	10 Laps	1 Lap	69.46	59.547	2

FASTEST LAP

11			Dan RUTH	Kawasaki - Richard Ruth	4	55.015		79.04 mph	127.20 kph
16	S		Andrew WILKINS	Honda -	4	57.461		75.67 mph	121.79 kph

* No 10 - 10 second jump start penalty
 Class - 90% of Race Speed = 63.44 mph
 Class S - 90% of Race Speed = 58.99 mph

Brands Hatch Indy
 Circuit Length = 1.2079 miles
 Start: 16:19 Flag 16:31 End: 16:33

Weather / Track : Showers / Changeable

These results are provisional until the conclusion of any judicial and technical matters.

Clerk Of Course :	Timekeeper :
-------------------	--------------

Results can be found at www.tsl-timing.com

Printed - 16:33 Sunday, 29 March 2015



BMCR - MRO Championships 2015 - Rnd 1 @ Brands Hatch Indy

EDlasia Formula 400 inc Sub 64

RACE 15 - LAP CHART

LAP 1 @ 16:20:06.778

NO	BEHIND	LAP TIME
11		1:01.119
13	2.340	1:03.459
2	2.842	1:03.961
88	4.268	1:05.387
78	4.538	1:05.657
33	4.557	1:05.676
52	5.273	1:06.392
127	5.898	1:07.017
28	6.269	1:07.388
22	6.402	1:07.521
16	6.536	1:07.655
154	6.849	1:07.968
27	6.860	1:07.979
4	6.945	1:08.064
70	7.245	1:08.364
61	7.789	1:08.908
85	7.814	1:08.933
122	7.855	1:08.974
10	8.793	1:09.912
63	9.936	1:11.055
73	9.971	1:11.090
86	10.072	1:11.191
51	10.132	1:11.251
24	11.989	1:13.108
59	12.253	1:13.372
58	12.346	1:13.465
56	13.993	1:15.112
21	14.016	1:15.135
6	17.646	1:18.765
178	18.654	1:19.773

LAP 2 @ 16:21:02.487

NO	BEHIND	LAP TIME
11		55.709
13	5.666	59.035
2	5.845	58.712
88	5.970	57.411
52	6.874	57.310
33	7.475	58.627
78	8.376	59.547
127	8.954	58.765
27	9.119	57.968
154	9.454	58.314
70	10.522	58.986
16	10.619	59.792
85	11.871	59.766
22	12.081	1:01.388
61	12.295	1:00.215
122	13.261	1:01.115
28	13.554	1:02.994
4	13.979	1:02.743
10	14.285	1:01.201
51	15.613	1:01.190
63	17.591	1:03.364
86	17.980	1:03.617
73	18.536	1:04.274
58	19.298	1:02.661
24	19.781	1:03.501
21	20.835	1:02.528
59	23.848	1:07.304
56	25.577	1:07.293
6	32.050	1:10.113

178 32.627 1:09.682

LAP 3 @ 16:21:57.716

NO	BEHIND	LAP TIME
11		55.229
2	8.781	58.165
88	9.172	58.431
13	9.634	59.197
52	10.009	58.364
154	11.298	57.073
33	11.336	59.090
27	12.108	58.218
127	12.285	58.560
70	12.476	57.183
16	13.553	58.163
85	16.795	1:00.153
61	16.946	59.880
122	17.450	59.418
22	18.545	1:01.693
28	19.935	1:01.610
10	20.027	1:00.971
51	21.072	1:00.688
4	21.396	1:02.646
86	23.545	1:00.794
63	26.897	1:04.535
58	27.344	1:03.275
21	27.543	1:01.937
73	27.608	1:04.301
24	29.393	1:04.841
59	37.379	1:08.760
56	38.170	1:07.822
178	47.648	1:10.250
6	47.749	1:10.928

LAP 4 @ 16:22:52.731

NO	BEHIND	LAP TIME
11		55.015
2	12.314	58.548
13	12.589	57.970
88	12.651	58.494
52	13.387	58.393
154	13.821	57.538
70	13.887	56.426
27	14.582	57.489
33	15.233	58.912
127	15.425	58.155
16	15.999	57.461
61	20.834	58.903
85	20.847	59.067
122	21.269	58.834
22	24.314	1:00.784
10	24.409	59.397
28	26.103	1:01.183
51	26.483	1:00.426
86	29.810	1:01.280
21	34.284	1:01.756
58	34.551	1:02.222
73	36.582	1:03.989
63	36.677	1:04.795
24	38.189	1:03.811
56	50.282	1:07.127
59	51.698	1:09.334

LAP 5 @ 16:23:50.548

NO	BEHIND	LAP TIME
11		57.817
6	1 Lap	1:11.374
178	1 Lap	1:12.435
88	14.352	59.518
154	15.266	59.262
127	18.424	1:00.816
33	18.707	1:01.291
61	22.842	59.825
85	24.508	1:01.478
122	24.820	1:01.368
16	25.429	1:07.247
10	26.340	59.748
28	29.910	1:01.624
22	29.933	1:03.436
51	31.943	1:03.277
86	36.340	1:04.347
58	39.249	1:02.515
21	44.137	1:07.670
63	46.619	1:07.759
73	46.676	1:07.911
24	47.053	1:06.681

LAP 6 @ 16:24:51.771

NO	BEHIND	LAP TIME
11		1:01.223
56	1 Lap	1:09.156
59	1 Lap	1:10.286
154	14.743	1:00.700
6	1 Lap	1:12.628
178	1 Lap	1:12.243
88	19.686	1:06.557
127	24.702	1:07.501
33	25.764	1:08.280
61	26.054	1:04.435
85	29.630	1:06.345
122	30.960	1:07.363
16	33.741	1:09.535
22	34.755	1:06.045
28	35.229	1:06.542
51	38.152	1:07.432
86	42.984	1:07.867
58	44.100	1:06.074
21	53.092	1:10.178
63	53.783	1:08.387
24	55.637	1:09.807
73	55.851	1:10.398

LAP 7 @ 16:25:55.063

NO	BEHIND	LAP TIME
11		1:03.292
56	1 Lap	1:09.821
154	12.974	1:01.523
59	1 Lap	1:15.085
88	24.106	1:07.712
178	1 Lap	1:10.446
6	1 Lap	1:15.457
61	31.748	1:08.986
127	32.762	1:11.352
33	32.856	1:10.384
85	33.644	1:07.306
122	36.479	1:08.811

22	37.757	1:06.294
16	38.555	1:08.106
28	40.063	1:08.126
51	44.213	1:09.353
86	49.251	1:09.559
58	53.108	1:12.300
63	1:03.998	1:13.507
21	1:04.399	1:14.599
24	1:05.466	1:13.121

LAP 8 @ 16:27:02.317

NO	BEHIND	LAP TIME
11		1:07.254
73	1 Lap	1:19.833
154	7.810	1:02.090
56	1 Lap	1:10.066
178	1 Lap	1:07.807
59	1 Lap	1:20.441
88	30.864	1:14.012
61	35.114	1:10.620
33	37.102	1:11.500
85	39.188	1:12.798
6	1 Lap	1:16.845
22	40.086	1:09.583
122	40.427	1:11.202
16	40.910	1:09.609
127	42.681	1:17.173
28	43.001	1:10.192
51	51.692	1:14.733
86	58.438	1:16.441
58	1:07.405	1:21.551

LAP 9 @ 16:28:13.018

NO	BEHIND	LAP TIME
154		1:02.891
63	1 Lap	1:14.867
11	1.224	1:11.925
21	1 Lap	1:14.905
24	1 Lap	1:16.645
56	1 Lap	1:13.893
73	1 Lap	1:27.700
178	1 Lap	1:08.270
88	34.330	1:14.167
61	36.141	1:11.728
59	1 Lap	1:20.259
33	38.727	1:12.326
85	39.957	1:11.470
22	39.969	1:10.584
16	41.231	1:11.022
122	41.842	1:12.116
28	42.740	1:10.440
6	1 Lap	1:18.164
127	50.656	1:18.676
51	56.031	1:15.040

LAP 10 @ 16:29:16.095

NO	BEHIND	LAP TIME
154		1:03.077
86	1 Lap	1:15.937
11	8.781	1:10.634
21	1 Lap	1:13.369
63	1 Lap	1:14.546
58	1 Lap	1:22.430

24	1 Lap	1:17.260
56	1 Lap	1:12.742
178	1 Lap	1:10.580
73	1 Lap	1:23.405
88	43.397	1:12.144
61	43.435	1:10.371
22	45.251	1:08.359
33	46.948	1:11.298
16	48.440	1:10.286
85	49.511	1:12.631
122	50.872	1:12.107
28	50.958	1:11.295
59	1 Lap	1:21.903
6	1 Lap	1:18.065

LAP 11 @ 16:30:19.339

NO	BEHIND	LAP TIME
154		1:03.244
127	1 Lap	1:18.741
51	1 Lap	1:14.662
86	1 Lap	1:14.708
11	18.114	1:12.577
21	1 Lap	1:15.196
63	1 Lap	1:14.934
56	1 Lap	1:13.356
24	1 Lap	1:20.514
178	1 Lap	1:11.234
88	51.474	1:11.321
61	51.697	1:11.506
22	52.292	1:10.285
16	55.900	1:10.704
33	56.190	1:12.486
85	58.321	1:12.054
28	59.103	1:11.389
73	1 Lap	1:20.832
122	1:01.766	1:14.138

LAP 12 @ 16:31:25.930

NO	BEHIND	LAP TIME
154		1:06.591
59	2 Laps	1:20.086
6	2 Laps	1:15.782
51	1 Lap	1:15.172
127	1 Lap	1:18.373
86	1 Lap	1:19.656
11	26.825	1:15.302
21	1 Lap	1:13.745
63	1 Lap	1:14.598
56	1 Lap	1:13.153
178	1 Lap	1:11.560
24	1 Lap	1:19.543
88	55.434	1:10.551
61	55.754	1:10.648
22	55.916	1:10.215
16	1:00.539	1:11.230
33	1:00.576	1:10.977
28	1:05.143	1:12.631
85	1:05.414	1:13.684
122	1:08.809	1:13.634
73	1 Lap	1:23.564

Brands Hatch Indy

Circuit Length = 1.2079 miles

Start: 16:19 Flag 16:31 End: 16:33

Weather / Track : Showers / Changeable

Results can be found at www.tsl-timing.com

Printed - 16:34 Sunday, 29 March 2015

BMCRC - MRO Championships 2015 - Rnd 1 @ Brands Hatch Indy

EDlasia Formula 400 inc Sub 64

RACE 15 - SECTOR ANALYSIS

SECTOR 1 = FL to I1, SECTOR 2 = I1 to I2, SECTOR 3 = I2 to FL, DIFF = Difference To Personal Best Lap

P1 154		Andrew SAUNDERS		Kawasaki - RG Racing - MSS Performance		
IDEAL LAP TIME : 57.073		BEST LAP TIME : 57.073		DIFFERENCE : 0.000		
LAP	SECTOR 1	SECTOR 2	LAP TIME	MPH	DIFF	TIME OF DAY
1 -		23.247	1:07.968	63.97	10.895	16:20:13.627
2 -	35.481	22.833	58.314 (3)	74.57	1.241	16:21:11.941
3 -	34.442	22.631	57.073 (1)	76.19		16:22:09.014
4 -	34.720	22.818	57.538 (2)	75.57	0.465	16:23:06.552
5 -	35.826	23.436	59.262	73.37	2.189	16:24:05.814
6 -	35.952	24.748	1:00.700	71.64	3.627	16:25:06.514
7 -	36.807	24.716	1:01.523	70.68	4.450	16:26:08.037
8 -	37.234	24.856	1:02.090	70.03	5.017	16:27:10.127
9 -	37.605	25.286	1:02.891	69.14	5.818	16:28:13.018
10 -	38.097	24.980	1:03.077	68.94	6.004	16:29:16.095
11 -	37.678	25.566	1:03.244	68.75	6.171	16:30:19.339
12 -	41.021	25.570	1:06.591	65.30	9.518	16:31:25.930

P2 11		Dan RUTH		Kawasaki - Richard Ruth		
IDEAL LAP TIME : 55.015		BEST LAP TIME : 55.015		DIFFERENCE : 0.000		
LAP	SECTOR 1	SECTOR 2	LAP TIME	MPH	DIFF	TIME OF DAY
1 -		22.084	1:01.119	71.14	6.104	16:20:06.778
2 -	34.017	21.692	55.709 (3)	78.05	0.694	16:21:02.487
3 -	33.599	21.630	55.229 (2)	78.73	0.214	16:21:57.716
4 -	33.519	21.496	55.015 (1)	79.04		16:22:52.731
5 -	34.432	23.385	57.817	75.21	2.802	16:23:50.548
6 -	35.913	25.310	1:01.223	71.02	6.208	16:24:51.771
7 -	38.811	24.481	1:03.292	68.70	8.277	16:25:55.063
8 -	38.630	28.624	1:07.254	64.65	12.239	16:27:02.317
9 -	44.017	27.908	1:11.925	60.46	16.910	16:28:14.242
10 -	42.782	27.852	1:10.634	61.56	15.619	16:29:24.876
11 -	43.200	29.377	1:12.577	59.91	17.562	16:30:37.453
12 -	43.352	31.950	1:15.302	57.74	20.287	16:31:52.755

P3 88		Mark THOMPSON		Kawasaki - Flintstone Tyres / David Simon Tuning		
IDEAL LAP TIME : 57.411		BEST LAP TIME : 57.411		DIFFERENCE : 0.000		
LAP	SECTOR 1	SECTOR 2	LAP TIME	MPH	DIFF	TIME OF DAY
1 -		22.585	1:05.387	66.50	7.976	16:20:11.046
2 -	35.039	22.372	57.411 (1)	75.74		16:21:08.457
3 -	35.719	22.712	58.431 (2)	74.42	1.020	16:22:06.888
4 -	35.919	22.575	58.494 (3)	74.34	1.083	16:23:05.382
5 -	35.364	24.154	59.518	73.06	2.107	16:24:04.900
6 -	40.288	26.269	1:06.557	65.33	9.146	16:25:11.457
7 -	40.318	27.394	1:07.712	64.22	10.301	16:26:19.169
8 -	44.499	29.513	1:14.012	58.75	16.601	16:27:33.181
9 -	44.897	29.270	1:14.167	58.63	16.756	16:28:47.348
10 -	44.433	27.711	1:12.144	60.27	14.733	16:29:59.492
11 -	42.794	28.527	1:11.321	60.97	13.910	16:31:10.813
12 -	42.144	28.407	1:10.551	61.63	13.140	16:32:21.364

P4 61 S		Oliver FOOKS		Aprilia -		
IDEAL LAP TIME : 58.685		BEST LAP TIME : 58.903		DIFFERENCE : 0.218		
LAP	SECTOR 1	SECTOR 2	LAP TIME	MPH	DIFF	TIME OF DAY
1 -		23.919	1:08.908	63.10	10.005	16:20:14.567
2 -	36.766	23.449	1:00.215	72.21	1.312	16:21:14.782
3 -	36.092	23.788	59.880 (3)	72.62	0.977	16:22:14.662
4 -	35.684	23.219	58.903 (1)	73.82		16:23:13.565
5 -	35.466	24.359	59.825 (2)	72.68	0.922	16:24:13.390
6 -	38.591	25.844	1:04.435	67.48	5.532	16:25:17.825
7 -	40.834	28.152	1:08.986	63.03	10.083	16:26:26.811
8 -	41.254	29.366	1:10.620	61.57	11.717	16:27:37.431
9 -	43.664	28.064	1:11.728	60.62	12.825	16:28:49.159

Weather / Track : Showers / Changeable

Brands Hatch Indy
Circuit Length = 1.2079 miles
Start: 16:19 Flag 16:31 End: 16:33

BMCRC - MRO Championships 2015 - Rnd 1 @ Brands Hatch Indy

EDlasia Formula 400 inc Sub 64

RACE 15 - SECTOR ANALYSIS

SECTOR 1 = FL to I1, SECTOR 2 = I1 to I2, SECTOR 3 = I2 to FL, DIFF = Difference To Personal Best Lap

10 -	42.423	27.948	1:10.371	61.79	11.468	16:29:59.530
11 -	43.037	28.469	1:11.506	60.81	12.603	16:31:11.036
12 -	43.012	27.636	1:10.648	61.55	11.745	16:32:21.684

P5	22 S	Dave HARVIEK	Kawasaki - SW Roofing Ltd			
IDEAL LAP TIME : 1:00.784		BEST LAP TIME : 1:00.784	DIFFERENCE : 0.000			
LAP	SECTOR 1	SECTOR 2	LAP TIME	MPH	DIFF	TIME OF DAY
1 -		24.335	1:07.521	64.40	6.737	16:20:13.180
2 -	36.939	24.449	1:01.388 (2)	70.83	0.604	16:21:14.568
3 -	37.440	24.253	1:01.693 (3)	70.48	0.909	16:22:16.261
4 -	36.566	24.218	1:00.784 (1)	71.54		16:23:17.045
5 -	37.696	25.740	1:03.436	68.55	2.652	16:24:20.481
6 -	39.934	26.111	1:06.045	65.84	5.261	16:25:26.526
7 -	39.484	26.810	1:06.294	65.59	5.510	16:26:32.820
8 -	41.270	28.313	1:09.583	62.49	8.799	16:27:42.403
9 -	42.127	28.457	1:10.584	61.60	9.800	16:28:52.987
10 -	41.335	27.024	1:08.359	63.61	7.575	16:30:01.346
11 -	41.619	28.666	1:10.285	61.87	9.501	16:31:11.631
12 -	42.116	28.099	1:10.215	61.93	9.431	16:32:21.846

P6	16 S	Andrew WILKINS	Honda -			
IDEAL LAP TIME : 57.461		BEST LAP TIME : 57.461	DIFFERENCE : 0.000			
LAP	SECTOR 1	SECTOR 2	LAP TIME	MPH	DIFF	TIME OF DAY
1 -		23.375	1:07.655	64.27	10.194	16:20:13.314
2 -	36.651	23.141	59.792 (3)	72.72	2.331	16:21:13.106
3 -	35.395	22.768	58.163 (2)	74.76	0.702	16:22:11.269
4 -	34.969	22.492	57.461 (1)	75.67		16:23:08.730
5 -	35.472	31.775	1:07.247	64.66	9.786	16:24:15.977
6 -	41.099	28.436	1:09.535	62.53	12.074	16:25:25.512
7 -	41.264	26.842	1:08.106	63.85	10.645	16:26:33.618
8 -	41.814	27.795	1:09.609	62.47	12.148	16:27:43.227
9 -	43.633	27.389	1:11.022	61.22	13.561	16:28:54.249
10 -	42.424	27.862	1:10.286	61.87	12.825	16:30:04.535
11 -	42.860	27.844	1:10.704	61.50	13.243	16:31:15.239
12 -	43.057	28.173	1:11.230	61.05	13.769	16:32:26.469

P7	33 S	Carl JOHNSTONE	Yamaha - EDlasia			
IDEAL LAP TIME : 58.627		BEST LAP TIME : 58.627	DIFFERENCE : 0.000			
LAP	SECTOR 1	SECTOR 2	LAP TIME	MPH	DIFF	TIME OF DAY
1 -		23.535	1:05.676	66.21	7.049	16:20:11.335
2 -	35.394	23.233	58.627 (1)	74.17		16:21:09.962
3 -	35.757	23.333	59.090 (3)	73.59	0.463	16:22:09.052
4 -	35.569	23.343	58.912 (2)	73.81	0.285	16:23:07.964
5 -	35.638	25.653	1:01.291	70.95	2.664	16:24:09.255
6 -	40.904	27.376	1:08.280	63.68	9.653	16:25:17.535
7 -	41.199	29.185	1:10.384	61.78	11.757	16:26:27.919
8 -	42.248	29.252	1:11.500	60.81	12.873	16:27:39.419
9 -	43.099	29.227	1:12.326	60.12	13.699	16:28:51.745
10 -	42.975	28.323	1:11.298	60.99	12.671	16:30:03.043
11 -	43.776	28.710	1:12.486	59.99	13.859	16:31:15.529
12 -	42.651	28.326	1:10.977	61.26	12.350	16:32:26.506

P8	28 S	Kurt HODGSON	Honda - My very empty wallet			
IDEAL LAP TIME : 59.943		BEST LAP TIME : 1:01.183	DIFFERENCE : 1.240			
LAP	SECTOR 1	SECTOR 2	LAP TIME	MPH	DIFF	TIME OF DAY
1 -		24.797	1:07.388	64.53	6.205	16:20:13.047
2 -	38.875	24.119	1:02.994	69.03	1.811	16:21:16.041
3 -	37.593	24.017	1:01.610 (2)	70.58	0.427	16:22:17.651
4 -	37.494	23.689	1:01.183 (1)	71.07		16:23:18.834
5 -	36.254	25.370	1:01.624 (3)	70.56	0.441	16:24:20.458

Weather / Track : Showers / Changeable

Brands Hatch Indy
Circuit Length = 1.2079 miles
Start: 16:19 Flag 16:31 End: 16:33

BMCRC - MRO Championships 2015 - Rnd 1 @ Brands Hatch Indy

EDlasia Formula 400 inc Sub 64

RACE 15 - SECTOR ANALYSIS

SECTOR 1 = FL to I1, SECTOR 2 = I1 to I2, SECTOR 3 = I2 to FL, DIFF = Difference To Personal Best Lap

6 -	39.917	26.625	1:06.542	65.35	5.359	16:25:27.000
7 -	40.779	27.347	1:08.126	63.83	6.943	16:26:35.126
8 -	42.321	27.871	1:10.192	61.95	9.009	16:27:45.318
9 -	42.574	27.866	1:10.440	61.73	9.257	16:28:55.758
10 -	43.251	28.044	1:11.295	60.99	10.112	16:30:07.053
11 -	42.950	28.439	1:11.389	60.91	10.206	16:31:18.442
12 -	43.708	28.923	1:12.631	59.87	11.448	16:32:31.073

P9 85 James ROBINSON		Kawasaki - claire palastanga ceramics				
IDEAL LAP TIME : 59.067		BEST LAP TIME : 59.067		DIFFERENCE : 0.000		
LAP	SECTOR 1	SECTOR 2	LAP TIME	MPH	DIFF	TIME OF DAY
1 -		23.747	1:08.933	63.08	9.866	16:20:14.592
2 -	35.853	23.913	59.766 (2)	72.76	0.699	16:21:14.358
3 -	35.958	24.195	1:00.153 (3)	72.29	1.086	16:22:14.511
4 -	35.404	23.663	59.067 (1)	73.62		16:23:13.578
5 -	36.239	25.239	1:01.478	70.73	2.411	16:24:15.056
6 -	39.796	26.549	1:06.345	65.54	7.278	16:25:21.401
7 -	39.866	27.440	1:07.306	64.60	8.239	16:26:28.707
8 -	43.769	29.029	1:12.798	59.73	13.731	16:27:41.505
9 -	42.844	28.626	1:11.470	60.84	12.403	16:28:52.975
10 -	43.526	29.105	1:12.631	59.87	13.564	16:30:05.606
11 -	43.050	29.004	1:12.054	60.35	12.987	16:31:17.660
12 -	44.157	29.527	1:13.684	59.01	14.617	16:32:31.344

P10 122 Ricky McGOVERN		Kawasaki -				
IDEAL LAP TIME : 58.834		BEST LAP TIME : 58.834		DIFFERENCE : 0.000		
LAP	SECTOR 1	SECTOR 2	LAP TIME	MPH	DIFF	TIME OF DAY
1 -		23.649	1:08.974	63.04	10.140	16:20:14.633
2 -	37.551	23.564	1:01.115 (3)	71.15	2.281	16:21:15.748
3 -	36.197	23.221	59.418 (2)	73.18	0.584	16:22:15.166
4 -	35.849	22.985	58.834 (1)	73.91		16:23:14.000
5 -	35.948	25.420	1:01.368	70.86	2.534	16:24:15.368
6 -	40.377	26.986	1:07.363	64.55	8.529	16:25:22.731
7 -	41.547	27.264	1:08.811	63.19	9.977	16:26:31.542
8 -	42.097	29.105	1:11.202	61.07	12.368	16:27:42.744
9 -	43.833	28.283	1:12.116	60.30	13.282	16:28:54.860
10 -	43.722	28.385	1:12.107	60.30	13.273	16:30:06.967
11 -	45.378	28.760	1:14.138	58.65	15.304	16:31:21.105
12 -	44.669	28.965	1:13.634	59.05	14.800	16:32:34.739

P11 51 Emma JARMAN		Kawasaki -				
IDEAL LAP TIME : 59.951		BEST LAP TIME : 1:00.426		DIFFERENCE : 0.475		
LAP	SECTOR 1	SECTOR 2	LAP TIME	MPH	DIFF	TIME OF DAY
1 -		24.879	1:11.251	61.03	10.825	16:20:16.910
2 -	38.073	23.117	1:01.190 (3)	71.06	0.764	16:21:18.100
3 -	37.069	23.619	1:00.688 (2)	71.65	0.262	16:22:18.788
4 -	36.834	23.592	1:00.426 (1)	71.96		16:23:19.214
5 -	37.653	25.624	1:03.277	68.72	2.851	16:24:22.491
6 -	39.826	27.606	1:07.432	64.48	7.006	16:25:29.923
7 -	41.112	28.241	1:09.353	62.70	8.927	16:26:39.276
8 -	44.570	30.163	1:14.733	58.18	14.307	16:27:54.009
9 -	45.798	29.242	1:15.040	57.95	14.614	16:29:09.049
10 -	45.245	29.417	1:14.662	58.24	14.236	16:30:23.711
11 -	45.546	29.626	1:15.172	57.84	14.746	16:31:38.883

P12 127 S Adam GREEN		Kawasaki - Royal Air Force Motorsport Association				
IDEAL LAP TIME : 58.139		BEST LAP TIME : 58.155		DIFFERENCE : 0.016		
LAP	SECTOR 1	SECTOR 2	LAP TIME	MPH	DIFF	TIME OF DAY
1 -		23.681	1:07.017	64.88	8.862	16:20:12.676
2 -	35.733	23.032	58.765 (3)	73.99	0.610	16:21:11.441

Weather / Track : Showers / Changeable

Brands Hatch Indy
Circuit Length = 1.2079 miles
Start: 16:19 Flag 16:31 End: 16:33

BMCRC - MRO Championships 2015 - Rnd 1 @ Brands Hatch Indy

EDlasia Formula 400 inc Sub 64

RACE 15 - SECTOR ANALYSIS

SECTOR 1 = FL to I1, SECTOR 2 = I1 to I2, SECTOR 3 = I2 to FL, DIFF = Difference To Personal Best Lap

3 -	35.769	22.791	58.560 (2)	74.25	0.405	16:22:10.001
4 -	35.348	22.807	58.155 (1)	74.77		16:23:08.156
5 -	35.682	25.134	1:00.816	71.50	2.661	16:24:08.972
6 -	40.387	27.114	1:07.501	64.42	9.346	16:25:16.473
7 -	41.915	29.437	1:11.352	60.94	13.197	16:26:27.825
8 -	45.042	32.131	1:17.173	56.34	19.018	16:27:44.998
9 -	46.732	31.944	1:18.676	55.27	20.521	16:29:03.674
10 -	47.423	31.318	1:18.741	55.22	20.586	16:30:22.415
11 -	47.110	31.263	1:18.373	55.48	20.218	16:31:40.788

P13 86 Mathew SCOTT		Kawasaki -				
IDEAL LAP TIME : 1:00.239		BEST LAP TIME : 1:00.794		DIFFERENCE : 0.555		
LAP	SECTOR 1	SECTOR 2	LAP TIME	MPH	DIFF	TIME OF DAY
1 -		24.343	1:11.191	61.08	10.397	16:20:16.850
2 -	39.406	24.211	1:03.617 (3)	68.35	2.823	16:21:20.467
3 -	37.340	23.454	1:00.794 (1)	71.53		16:22:21.261
4 -	36.785	24.495	1:01.280 (2)	70.96	0.486	16:23:22.541
5 -	37.715	26.632	1:04.347	67.58	3.553	16:24:26.888
6 -	40.653	27.214	1:07.867	64.07	7.073	16:25:34.755
7 -	41.840	27.719	1:09.559	62.51	8.765	16:26:44.314
8 -	46.053	30.388	1:16.441	56.88	15.647	16:28:00.755
9 -	46.086	29.851	1:15.937	57.26	15.143	16:29:16.692
10 -	44.532	30.176	1:14.708	58.20	13.914	16:30:31.400
11 -	48.267	31.389	1:19.656	54.59	18.862	16:31:51.056

P14 21 Alan WATSON		Kawasaki - Watson Racing				
IDEAL LAP TIME : 1:00.915		BEST LAP TIME : 1:01.756		DIFFERENCE : 0.841		
LAP	SECTOR 1	SECTOR 2	LAP TIME	MPH	DIFF	TIME OF DAY
1 -		25.069	1:15.135	57.87	13.379	16:20:20.794
2 -	38.654	23.874	1:02.528 (3)	69.54	0.772	16:21:23.322
3 -	38.288	23.649	1:01.937 (2)	70.21	0.181	16:22:25.259
4 -	37.266	24.490	1:01.756 (1)	70.41		16:23:27.015
5 -	40.015	27.655	1:07.670	64.26	5.914	16:24:34.685
6 -	42.644	27.534	1:10.178	61.96	8.422	16:25:44.863
7 -	43.713	30.886	1:14.599	58.29	12.843	16:26:59.462
8 -	45.506	29.399	1:14.905	58.05	13.149	16:28:14.367
9 -	44.639	28.730	1:13.369	59.27	11.613	16:29:27.736
10 -	45.298	29.898	1:15.196	57.83	13.440	16:30:42.932
11 -	44.402	29.343	1:13.745	58.96	11.989	16:31:56.677

P15 63 Daniel HARDY		Kawasaki - DH-Racing				
IDEAL LAP TIME : 1:03.161		BEST LAP TIME : 1:03.364		DIFFERENCE : 0.203		
LAP	SECTOR 1	SECTOR 2	LAP TIME	MPH	DIFF	TIME OF DAY
1 -		25.104	1:11.055	61.20	7.691	16:20:16.714
2 -	39.180	24.184	1:03.364 (1)	68.62		16:21:20.078
3 -	39.724	24.811	1:04.535 (2)	67.38	1.171	16:22:24.613
4 -	38.977	25.818	1:04.795 (3)	67.11	1.431	16:23:29.408
5 -	41.099	26.660	1:07.759	64.17	4.395	16:24:37.167
6 -	41.681	26.706	1:08.387	63.58	5.023	16:25:45.554
7 -	43.599	29.908	1:13.507	59.15	10.143	16:26:59.061
8 -	45.475	29.392	1:14.867	58.08	11.503	16:28:13.928
9 -	45.842	28.704	1:14.546	58.33	11.182	16:29:28.474
10 -	45.279	29.655	1:14.934	58.03	11.570	16:30:43.408
11 -	45.182	29.416	1:14.598	58.29	11.234	16:31:58.006

P16 56 Andrew PITT		Kawasaki - Raven Performance/Norman Pitt				
IDEAL LAP TIME : 1:06.814		BEST LAP TIME : 1:07.127		DIFFERENCE : 0.313		
LAP	SECTOR 1	SECTOR 2	LAP TIME	MPH	DIFF	TIME OF DAY
1 -		25.702	1:15.112	57.89	7.985	16:20:20.771
2 -	41.411	25.882	1:07.293 (2)	64.62	0.166	16:21:28.064

Weather / Track : Showers / Changeable

Brands Hatch Indy
Circuit Length = 1.2079 miles
Start: 16:19 Flag 16:31 End: 16:33

BMCRC - MRO Championships 2015 - Rnd 1 @ Brands Hatch Indy

EDlasia Formula 400 inc Sub 64

RACE 15 - SECTOR ANALYSIS

SECTOR 1 = FL to I1, SECTOR 2 = I1 to I2, SECTOR 3 = I2 to FL, DIFF = Difference To Personal Best Lap

3 -	41.830	25.992	1:07.822 (3)	64.11	0.695	16:22:35.886
4 -	41.112	26.015	1:07.127 (1)	64.78		16:23:43.013
5 -	41.629	27.527	1:09.156	62.88	2.029	16:24:52.169
6 -	42.723	27.098	1:09.821	62.28	2.694	16:26:01.990
7 -	42.731	27.335	1:10.066	62.06	2.939	16:27:12.056
8 -	45.565	28.328	1:13.893	58.85	6.766	16:28:25.949
9 -	44.418	28.324	1:12.742	59.78	5.615	16:29:38.691
10 -	44.633	28.723	1:13.356	59.28	6.229	16:30:52.047
11 -	44.850	28.303	1:13.153	59.44	6.026	16:32:05.200

P17 178 S		Richard MORRIS		Suzuki - Mark 1 Diggers		
IDEAL LAP TIME : 1:07.784		BEST LAP TIME : 1:07.807		DIFFERENCE : 0.023		
LAP	SECTOR 1	SECTOR 2	LAP TIME	MPH	DIFF	TIME OF DAY
1 -		27.589	1:19.773	54.51	11.966	16:20:25.432
2 -	43.245	26.437	1:09.682 (3)	62.40	1.875	16:21:35.114
3 -	43.670	26.580	1:10.250	61.90	2.443	16:22:45.364
4 -	43.690	28.745	1:12.435	60.03	4.628	16:23:57.799
5 -	43.211	29.032	1:12.243	60.19	4.436	16:25:10.042
6 -	43.001	27.445	1:10.446	61.72	2.639	16:26:20.488
7 -	41.347	26.460	1:07.807 (1)	64.13		16:27:28.295
8 -	41.537	26.733	1:08.270 (2)	63.69	0.463	16:28:36.565
9 -	43.301	27.279	1:10.580	61.61	2.773	16:29:47.145
10 -	43.160	28.074	1:11.234	61.04	3.427	16:30:58.379
11 -	44.042	27.518	1:11.560	60.76	3.753	16:32:09.939

P18 24 S		Harley GODZISZ		Honda - Jon Boy Services		
IDEAL LAP TIME : 1:03.501		BEST LAP TIME : 1:03.501		DIFFERENCE : 0.000		
LAP	SECTOR 1	SECTOR 2	LAP TIME	MPH	DIFF	TIME OF DAY
1 -		25.376	1:13.108	59.48	9.607	16:20:18.767
2 -	38.472	25.029	1:03.501 (1)	68.48		16:21:22.268
3 -	39.715	25.126	1:04.841 (3)	67.06	1.340	16:22:27.109
4 -	38.576	25.235	1:03.811 (2)	68.14	0.310	16:23:30.920
5 -	39.919	26.762	1:06.681	65.21	3.180	16:24:37.601
6 -	41.771	28.036	1:09.807	62.29	6.306	16:25:47.408
7 -	43.077	30.044	1:13.121	59.47	9.620	16:27:00.529
8 -	46.249	30.396	1:16.645	56.73	13.144	16:28:17.174
9 -	46.120	31.140	1:17.260	56.28	13.759	16:29:34.434
10 -	48.993	31.521	1:20.514	54.01	17.013	16:30:54.948
11 -	47.854	31.689	1:19.543	54.66	16.042	16:32:14.491

P19 73		Stephen BORN		Honda -		
IDEAL LAP TIME : 1:03.291		BEST LAP TIME : 1:03.989		DIFFERENCE : 0.698		
LAP	SECTOR 1	SECTOR 2	LAP TIME	MPH	DIFF	TIME OF DAY
1 -		24.709	1:11.090	61.17	7.101	16:20:16.749
2 -	39.762	24.512	1:04.274 (2)	67.65	0.285	16:21:21.023
3 -	39.723	24.578	1:04.301 (3)	67.62	0.312	16:22:25.324
4 -	38.779	25.210	1:03.989 (1)	67.95		16:23:29.313
5 -	40.768	27.143	1:07.911	64.03	3.922	16:24:37.224
6 -	42.483	27.915	1:10.398	61.77	6.409	16:25:47.622
7 -	44.125	35.708	1:19.833	54.47	15.844	16:27:07.455
8 -	54.629	33.071	1:27.700	49.58	23.711	16:28:35.155
9 -	51.225	32.180	1:23.405	52.13	19.416	16:29:58.560
10 -	49.230	31.602	1:20.832	53.79	16.843	16:31:19.392
11 -	50.256	33.308	1:23.564	52.03	19.575	16:32:42.956

P20 59 S		Danielle COOPER		Kawasaki - ePayMe		
IDEAL LAP TIME : 1:06.758		BEST LAP TIME : 1:07.304		DIFFERENCE : 0.546		
LAP	SECTOR 1	SECTOR 2	LAP TIME	MPH	DIFF	TIME OF DAY
1 -		25.439	1:13.372	59.26	6.068	16:20:19.031
2 -	41.319	25.985	1:07.304 (1)	64.61		16:21:26.335

Weather / Track : Showers / Changeable

Brands Hatch Indy
Circuit Length = 1.2079 miles
Start: 16:19 Flag 16:31 End: 16:33

BMCRC - MRO Championships 2015 - Rnd 1 @ Brands Hatch Indy

EDlasia Formula 400 inc Sub 64

RACE 15 - SECTOR ANALYSIS

SECTOR 1 = FL to I1, SECTOR 2 = I1 to I2, SECTOR 3 = I2 to FL, DIFF = Difference To Personal Best Lap

3 -	42.220	26.540	1:08.760 (2)	63.24	1.456	16:22:35.095
4 -	41.606	27.728	1:09.334 (3)	62.71	2.030	16:23:44.429
5 -	41.725	28.561	1:10.286	61.87	2.982	16:24:54.715
6 -	45.042	30.043	1:15.085	57.91	7.781	16:26:09.800
7 -	48.053	32.388	1:20.441	54.05	13.137	16:27:30.241
8 -	48.460	31.799	1:20.259	54.18	12.955	16:28:50.500
9 -	49.113	32.790	1:21.903	53.09	14.599	16:30:12.403
10 -	48.777	31.309	1:20.086	54.29	12.782	16:31:32.489

P21 6 S Martin PEARSON		Honda - ASL Powerstream				
IDEAL LAP TIME : 1:09.863		BEST LAP TIME : 1:10.113		DIFFERENCE : 0.250		
LAP	SECTOR 1	SECTOR 2	LAP TIME	MPH	DIFF	TIME OF DAY
1 -		27.453	1:18.765	55.20	8.652	16:20:24.424
2 -	42.410	27.703	1:10.113 (1)	62.02		16:21:34.537
3 -	43.360	27.568	1:10.928 (2)	61.31	0.815	16:22:45.465
4 -	42.629	28.745	1:11.374 (3)	60.92	1.261	16:23:56.839
5 -	43.533	29.095	1:12.628	59.87	2.515	16:25:09.467
6 -	44.743	30.714	1:15.457	57.63	5.344	16:26:24.924
7 -	45.627	31.218	1:16.845	56.58	6.732	16:27:41.769
8 -	47.369	30.795	1:18.164	55.63	8.051	16:28:59.933
9 -	46.821	31.244	1:18.065	55.70	7.952	16:30:17.998
10 -	45.530	30.252	1:15.782	57.38	5.669	16:31:33.780

P22 58 Steve YOUNG		Kawasaki - Cadmatic				
IDEAL LAP TIME : 1:01.705		BEST LAP TIME : 1:02.222		DIFFERENCE : 0.517		
LAP	SECTOR 1	SECTOR 2	LAP TIME	MPH	DIFF	TIME OF DAY
1 -		25.199	1:13.465	59.19	11.243	16:20:19.124
2 -	38.715	23.946	1:02.661 (3)	69.39	0.439	16:21:21.785
3 -	38.474	24.801	1:03.275	68.72	1.053	16:22:25.060
4 -	37.991	24.231	1:02.222 (1)	69.88		16:23:27.282
5 -	37.759	24.756	1:02.515 (2)	69.56	0.293	16:24:29.797
6 -	38.634	27.440	1:06.074	65.81	3.852	16:25:35.871
7 -	42.557	29.743	1:12.300	60.14	10.078	16:26:48.171
8 -	48.598	32.953	1:21.551	53.32	19.329	16:28:09.722
9 -	50.527	31.903	1:22.430	52.75	20.208	16:29:32.152

P23 10 Sam HOLME		Yamaha -				
IDEAL LAP TIME : 58.943		BEST LAP TIME : 59.397		DIFFERENCE : 0.454		
LAP	SECTOR 1	SECTOR 2	LAP TIME	MPH	DIFF	TIME OF DAY
1 -		24.386	1:09.912	62.20	10.515	16:20:15.571
2 -	37.932	23.269	1:01.201	71.05	1.804	16:21:16.772
3 -	37.439	23.532	1:00.971 (3)	71.32	1.574	16:22:17.743
4 -	36.378	23.019	59.397 (1)	73.21		16:23:17.140
5 -	35.924	23.824	59.748 (2)	72.78	0.351	16:24:16.888

P24 2 Andrew GILL		Kawasaki -				
IDEAL LAP TIME : 57.998		BEST LAP TIME : 58.165		DIFFERENCE : 0.167		
LAP	SECTOR 1	SECTOR 2	LAP TIME	MPH	DIFF	TIME OF DAY
1 -		23.193	1:03.961	67.98	5.796	16:20:09.620
2 -	35.930	22.782	58.712 (3)	74.06	0.547	16:21:08.332
3 -	35.436	22.729	58.165 (1)	74.76		16:22:06.497
4 -	35.837	22.711	58.548 (2)	74.27	0.383	16:23:05.045

P25 13 Alex FURNISS		Yamaha - Nikki Furniss				
IDEAL LAP TIME : 57.810		BEST LAP TIME : 57.970		DIFFERENCE : 0.160		
LAP	SECTOR 1	SECTOR 2	LAP TIME	MPH	DIFF	TIME OF DAY
1 -		22.842	1:03.459	68.52	5.489	16:20:09.118
2 -	35.753	23.282	59.035 (2)	73.66	1.065	16:21:08.153
3 -	36.194	23.003	59.197 (3)	73.45	1.227	16:22:07.350

Weather / Track : Showers / Changeable

Brands Hatch Indy
Circuit Length = 1.2079 miles
Start: 16:19 Flag 16:31 End: 16:33

BMCRG - MRO Championships 2015 - Rnd 1 @ Brands Hatch Indy

EDlasia Formula 400 inc Sub 64

RACE 15 - SECTOR ANALYSIS

SECTOR 1 = FL to I1, SECTOR 2 = I1 to I2, SECTOR 3 = I2 to FL, DIFF = Difference To Personal Best Lap

4 - 35.271 **22.699** **57.970 (1)** **75.01** **16:23:05.320**

P26 52 Gary JARMAN		Kawasaki - G & S Motorcycle tyres				
IDEAL LAP TIME : 57.310		BEST LAP TIME : 57.310		DIFFERENCE : 0.000		
LAP	SECTOR 1	SECTOR 2	LAP TIME	MPH	DIFF	TIME OF DAY
1 -		23.512	1:06.392	65.49	9.082	16:20:12.051
2 -	35.020	22.290	57.310 (1)	75.87		16:21:09.361
3 -	35.602	22.762	58.364 (2)	74.50	1.054	16:22:07.725
4 -	35.359	23.034	58.393 (3)	74.47	1.083	16:23:06.118

P27 70 Peter THORNTON		Kawasaki - Cadmatic				
IDEAL LAP TIME : 56.426		BEST LAP TIME : 56.426		DIFFERENCE : 0.000		
LAP	SECTOR 1	SECTOR 2	LAP TIME	MPH	DIFF	TIME OF DAY
1 -		23.378	1:08.364	63.60	11.938	16:20:14.023
2 -	36.266	22.720	58.986 (3)	73.72	2.560	16:21:13.009
3 -	34.496	22.687	57.183 (2)	76.04	0.757	16:22:10.192
4 -	34.220	22.206	56.426 (1)	77.06		16:23:06.618

P28 27 William SMITH		Kawasaki -				
IDEAL LAP TIME : 57.055		BEST LAP TIME : 57.489		DIFFERENCE : 0.434		
LAP	SECTOR 1	SECTOR 2	LAP TIME	MPH	DIFF	TIME OF DAY
1 -		23.179	1:07.979	63.96	10.490	16:20:13.638
2 -	35.028	22.940	57.968 (2)	75.01	0.479	16:21:11.606
3 -	35.346	22.872	58.218 (3)	74.69	0.729	16:22:09.824
4 -	35.048	22.441	57.489 (1)	75.64		16:23:07.313

P29 4 Nigel FRANKLIN		Kawasaki - Jane Franklin				
IDEAL LAP TIME : 1:01.817		BEST LAP TIME : 1:02.646		DIFFERENCE : 0.829		
LAP	SECTOR 1	SECTOR 2	LAP TIME	MPH	DIFF	TIME OF DAY
1 -		23.982	1:08.064 (3)	63.88	5.418	16:20:13.723
2 -	38.537	24.206	1:02.743 (2)	69.30	0.097	16:21:16.466
3 -	37.835	24.811	1:02.646 (1)	69.41		16:22:19.112

P30 78 S Keith POVAH		Honda - www.78Plate.com ScreenPrinting				
IDEAL LAP TIME : 59.547		BEST LAP TIME : 59.547		DIFFERENCE : 0.000		
LAP	SECTOR 1	SECTOR 2	LAP TIME	MPH	DIFF	TIME OF DAY
1 -		23.777	1:05.657 (2)	66.23	6.110	16:20:11.316
2 -	35.873	23.674	59.547 (1)	73.02		16:21:10.863

BMCRC - MRO Championships 2015 - Rnd 1 @ Brands Hatch Indy

EDlasia Formula 400 inc Sub 64

RACE 15 - BEST SECTORS

SECTOR 1			SECTOR 2			IDEAL / BEST COMPARISON						
POS	NO	NAME	TIME	NO	NAME	TIME	POS	NO	NAME	IDEAL	BEST	DIFF
									PERFECT LAP	55.015		
1	11	RUTH	33.519	11	RUTH	21.496	1	11	RUTH	55.015	55.015	0.000
2	70	THORNTON	34.220	70	THORNTON	22.206	2	70	THORNTON	56.426	56.426	0.000
3	154	SAUNDERS	34.442	52	JARMAN	22.290	3	27	SMITH	57.055	57.489	0.434
4	27	SMITH	34.614	88	THOMPSON	22.372	4	154	SAUNDERS	57.073	57.073	0.000
5	16	WILKINS	34.969	27	SMITH	22.441	5	52	JARMAN	57.310	57.310	0.000
6	52	JARMAN	35.020	16	WILKINS	22.492	6	88	THOMPSON	57.411	57.411	0.000
7	88	THOMPSON	35.039	154	SAUNDERS	22.631	7	16	WILKINS	57.461	57.461	0.000
8	13	FURNISS	35.111	13	FURNISS	22.699	8	13	FURNISS	57.810	57.970	0.160
9	2	GILL	35.287	2	GILL	22.711	9	2	GILL	57.998	58.165	0.167
10	127	GREEN	35.348	127	GREEN	22.791	10	127	GREEN	58.139	58.155	0.016
11	33	JOHNSTONE	35.394	122	McGOVERN	22.985	11	33	JOHNSTONE	58.627	58.627	0.000
12	85	ROBINSON	35.404	10	HOLME	23.019	12	61	FOOKS	58.685	58.903	0.218
13	61	FOOKS	35.466	51	JARMAN	23.117	13	122	McGOVERN	58.834	58.834	0.000
14	122	McGOVERN	35.849	61	FOOKS	23.219	14	10	HOLME	58.943	59.397	0.454
15	78	POVAH	35.873	33	JOHNSTONE	23.233	15	85	ROBINSON	59.067	59.067	0.000
16	10	HOLME	35.924	86	SCOTT	23.454	16	78	POVAH	59.547	59.547	0.000
17	28	HODGSON	36.254	21	WATSON	23.649	17	28	HODGSON	59.943	1:01.183	1.240
18	22	HARVIEK	36.566	85	ROBINSON	23.663	18	51	JARMAN	59.951	1:00.426	0.475
19	86	SCOTT	36.785	78	POVAH	23.674	19	86	SCOTT	1:00.239	1:00.794	0.555
20	51	JARMAN	36.834	28	HODGSON	23.689	20	22	HARVIEK	1:00.784	1:00.784	0.000
21	21	WATSON	37.266	58	YOUNG	23.946	21	21	WATSON	1:00.915	1:01.756	0.841
22	58	YOUNG	37.759	4	FRANKLIN	23.982	22	58	YOUNG	1:01.705	1:02.222	0.517
23	4	FRANKLIN	37.835	63	HARDY	24.184	23	4	FRANKLIN	1:01.817	1:02.646	0.829
24	24	GODZISZ	38.472	22	HARVIEK	24.218	24	63	HARDY	1:03.161	1:03.364	0.203
25	73	BORN	38.779	73	BORN	24.512	25	73	BORN	1:03.291	1:03.989	0.698
26	63	HARDY	38.977	24	GODZISZ	25.029	26	24	GODZISZ	1:03.501	1:03.501	0.000
27	56	PITT	41.112	59	COOPER	25.439	27	59	COOPER	1:06.758	1:07.304	0.546
28	59	COOPER	41.319	56	PITT	25.702	28	56	PITT	1:06.814	1:07.127	0.313
29	178	MORRIS	41.347	178	MORRIS	26.437	29	178	MORRIS	1:07.784	1:07.807	0.023
30	6	PEARSON	42.410	6	PEARSON	27.453	30	6	PEARSON	1:09.863	1:10.113	0.250

Weather / Track : Showers / Changeable

Results can be found at www.tsl-timing.com

Brands Hatch Indy
Circuit Length = 1.2079 miles
Start: 16:19 Flag 16:31 End: 16:33

Printed - 16:34 Sunday, 29 March 2015



MRO 600 inc Clubman 600

Brands Hatch Indy

28th & 29th March 2015



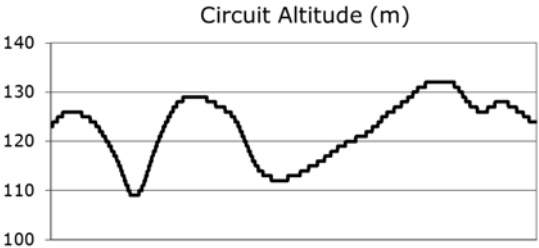
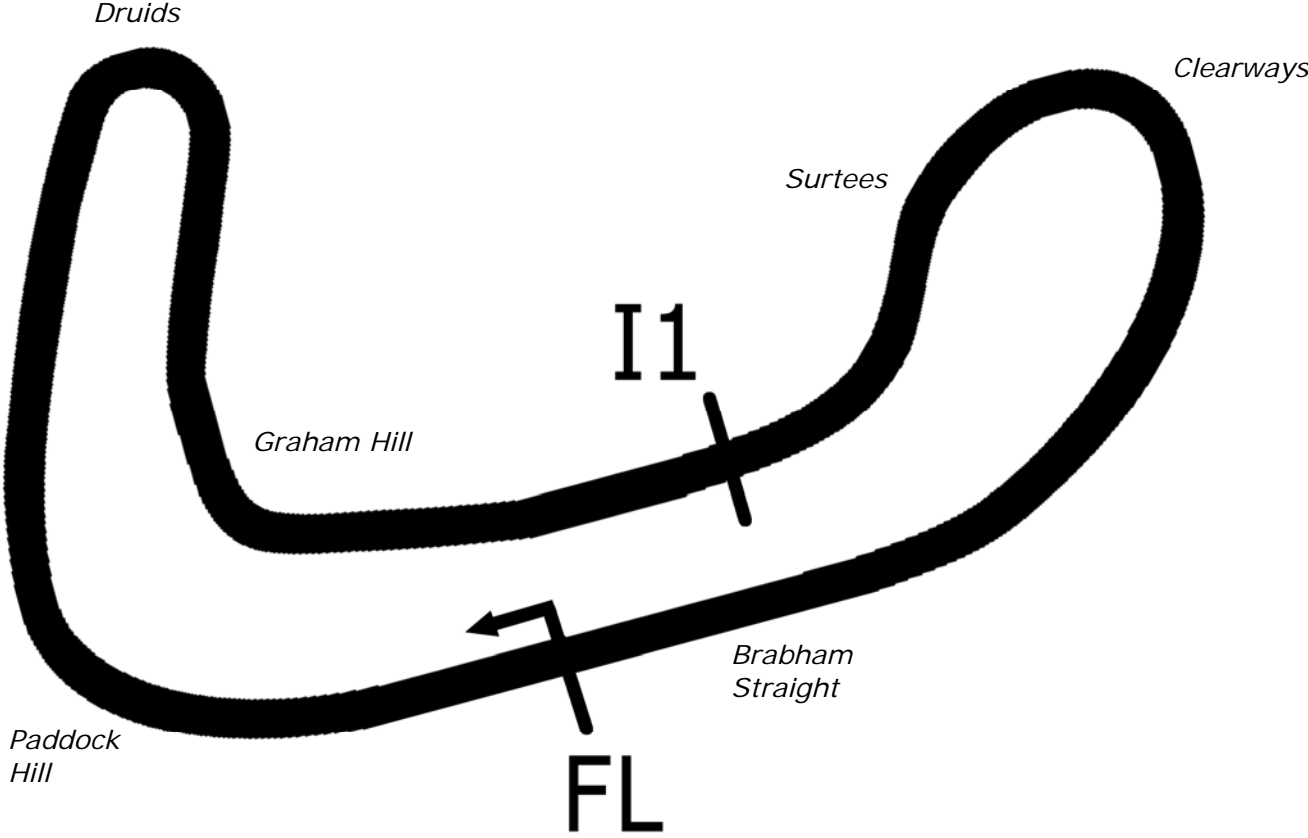
Results Provided by Timing Solutions Ltd
www.tsl-timing.com

Brands Hatch Indy



SPORTS TIMING

TIMING SOLUTIONS LTD



Length	1.2079 miles	1944.0 m	
FL		51.36032 N	0.26032 E
I1	1112m	51.35934 N	0.25955 E
Pit Entry	1669m	51.35911 N	0.25743 E
Pit Exit	83m after FL	51.36017 N	0.26051 E
Pit Entry–Pit Exit 332m, 19.9s @60kph, 14.9s @80kph			

BMCRC - MRO Championships 2015 - Rnd 1 @ Brands Hatch Indy

Team Respro MRO 600 inc Clubman 600

QUALIFYING - CLASSIFICATION

POS	NO	CL	PIC NAME	ENTRY	TIME	ON	LAPS	GAP	DIFF	MPH
1	95		1 Matt TRUELOVE	Yamaha -	48.889	8	14			88.94
2	57		2 James PUTTRELL	Yamaha - R H Logistics	49.238	15	15	0.349	0.349	88.31
3	5		3 Tom DEAN	Yamaha - Performance Fitness Gym	49.568	7	12	0.679	0.330	87.73
4	66		4 Joe GOGGINS	Yamaha - Lexicon Racing	49.612	15	15	0.723	0.044	87.65
5	52		5 Tommy PHILP	Yamaha - Berkshire Motorcycles Ltd	49.636	6	15	0.747	0.024	87.60
6	14		6 Chris BURRAGE	Yamaha - Saracen Racing/Seton Tuning	49.866	10	14	0.977	0.230	87.20
7	61	C	1 Olly SAVAGE	Kawasaki - Validus-IVC Ltd	49.977	12	14	1.088	0.111	87.01
8	173	C	2 Stephen DRAPER	Yamaha -	50.157	12	15	1.268	0.180	86.69
9	96		7 Martin TURNER	Yamaha -	50.214	7	15	1.325	0.057	86.60
10	41		8 Luke HARRIS	Kawasaki - Steve Jordan/Nexx/Formal/ELP	50.379	14	15	1.490	0.165	86.31
11	74	C	3 Joe MORPHETT	Yamaha -	50.726	11	12	1.837	0.347	85.72
12	75		9 Paul GALLAWAY	Yamaha - Cornerstone Garage	50.891	10	12	2.002	0.165	85.44
13	40		10 David SHELVEY	Suzuki -	50.920	14	14	2.031	0.029	85.40
14	79	C	4 David WAKE	Yamaha -	51.094	13	13	2.205	0.174	85.10
15	21	C	5 Harry TRUELOVE	Yamaha -	51.644	8	12	2.755	0.550	84.20
16	23	C	6 Tom SMITH	Yamaha -	51.863	9	9	2.974	0.219	83.84
17	161	C	7 Ben SMITH	Yamaha -	51.868	11	14	2.979	0.005	83.83
18	8	C	8 Grant NEWSTEAD	Yamaha - Tinklers Motorcycles	51.983	14	14	3.094	0.115	83.65
19	422	C	9 Ben DOOLAN	Yamaha - BD Plastering	52.024	4	14	3.135	0.041	83.58
20	54		11 Christopher BECK	Suzuki - Area Fifty One Racing	52.035	5	11	3.146	0.011	83.57
21	63	C	10 Nico CIPRIANO	Yamaha -	52.047	5	12	3.158	0.012	83.55
22	59	C	11 Simon TUCKER	Yamaha - Area Fifty One Racing	52.109	4	12	3.220	0.062	83.45
23	31		12 Ashley FRANCIS	Yamaha -	52.121	10	13	3.232	0.012	83.43
24	32	C	12 Mark PIPER	Yamaha -	52.674	13	13	3.785	0.553	82.55
25	39		13 Shane SMITH	Triumph - Ridemoto.com	52.839	6	7	3.950	0.165	82.29
26	184		14 David TWYFORD	Yamaha -	53.089	5	10	4.200	0.250	81.91
27	142	C	13 Mick WHALLEY	Triumph -	53.233	7	7	4.344	0.144	81.69
28	131	C	14 Emma SELWAY	Yamaha -	53.439	11	11	4.550	0.206	81.37
29	34		15 Donald GILBERT	Yamaha - QED RAVENOL	53.763	11	13	4.874	0.324	80.88
30	120	C	15 David COMBRINCK	Kawasaki -	53.784	14	14	4.895	0.021	80.85
31	73		16 Sarah JORDAN	Triumph - Bernard Elliott Racing	54.000	5	7	5.111	0.216	80.52
32	9	C	16 Chris LAY	Yamaha -	54.022	12	13	5.133	0.022	80.49
33	147	C	17 Sean CHASTON	Yamaha - Hyside Motorcycles	54.178	6	6	5.289	0.156	80.26
34	56	C	18 Michael MILLS	Yamaha - Area Fifty One Racing	54.564	11	13	5.675	0.386	79.69
35	174	C	19 Talan SKEELS-PIGGINS	Suzuki - McMillan Williams	55.626	13	14	6.737	1.062	78.17
36	55	C	20 Paul GARNER	Yamaha - Area Fifty One Racing	56.018	4	4	7.129	0.392	77.62
37	163		17 Simon BLACKWELL	Kawasaki - SFC Racing	56.465	11	13	7.576	0.447	77.01
38	22	C	21 Owen CHISLETT-BRUCE	Yamaha - New Forest Chimney Sweeping	1:01.529	6	10	12.640	5.064	70.67

Brands Hatch Indy
 Circuit Length = 1.2079 miles
 Start: 11:20 Flag 11:33 End: 11:34

Weather / Track : Cloudy / Dry
 These results are provisional until the conclusion of any judicial and technical matters.

Clerk Of Course :	Timekeeper :
-------------------	--------------

Results can be found at www.tsl-timing.com

Printed - 11:34 Saturday, 28 March 2015



BMCRC - MRO Championships 2015 - Rnd 1 @ Brands Hatch Indy

Team Respro MRO 600 inc Clubman 600

QUALIFYING - SECTOR ANALYSIS

SECTOR 1 = FL to I1, SECTOR 2 = I1 to I2, SECTOR 3 = I2 to FL, DIFF = Difference To Personal Best Lap

P1 95		Matt TRUELOVE		Yamaha -		
IDEAL LAP TIME : 48.889		BEST LAP TIME : 48.889		DIFFERENCE : 0.000		
LAP	SECTOR 1	SECTOR 2	LAP TIME	MPH	DIFF	TIME OF DAY
1 -	35.180	21.302	56.482	76.99	7.593	11:21:53.902
2 -	31.562	20.774	52.336	83.09	3.447	11:22:46.238
3 -	32.296	20.063	52.359	83.05	3.470	11:23:38.597
4 -	30.038	19.656	49.694	87.50	0.805	11:24:28.291
5 -	29.588	19.650	49.238 (3)	88.31	0.349	11:25:17.529
6 -	30.270	19.737	50.007	86.95	1.118	11:26:07.536
7 -	29.649	19.586	49.235 (2)	88.32	0.346	11:26:56.771
8 -	29.346	19.543	48.889 (1)	88.94		11:27:45.660
9 -	29.930		1:31.740 P	47.40	42.851	11:29:17.400
10 -	OUTLAP	20.346	58.539	74.28	9.650	11:30:15.939
11 -	30.382	19.774	50.156	86.70	1.267	11:31:06.095
12 -	30.086	19.825	49.911	87.12	1.022	11:31:56.006
13 -	29.437	20.449	49.886	87.17	0.997	11:32:45.892
14 -	29.829	19.957	49.786	87.34	0.897	11:33:35.678

P2 57		James PUTTRELL		Yamaha - R H Logistics		
IDEAL LAP TIME : 49.238		BEST LAP TIME : 49.238		DIFFERENCE : 0.000		
LAP	SECTOR 1	SECTOR 2	LAP TIME	MPH	DIFF	TIME OF DAY
1 -	33.481	21.023	54.504	79.78	5.266	11:21:44.477
2 -	31.235	20.445	51.680	84.14	2.442	11:22:36.157
3 -	30.515	19.941	50.456	86.18	1.218	11:23:26.613
4 -	30.000	19.962	49.962	87.03	0.724	11:24:16.575
5 -	30.362	19.884	50.246	86.54	1.008	11:25:06.821
6 -	29.938	19.736	49.674 (3)	87.54	0.436	11:25:56.495
7 -	30.284	19.876	50.160	86.69	0.922	11:26:46.655
8 -	30.944	20.217	51.161	84.99	1.923	11:27:37.816
9 -	29.915	19.780	49.695	87.50	0.457	11:28:27.511
10 -	30.115	19.924	50.039	86.90	0.801	11:29:17.550
11 -	30.049	20.353	50.402	86.27	1.164	11:30:07.952
12 -	30.169	19.703	49.872	87.19	0.634	11:30:57.824
13 -	30.336	19.822	50.158	86.69	0.920	11:31:47.982
14 -	29.621	19.757	49.378 (2)	88.06	0.140	11:32:37.360
15 -	29.617	19.621	49.238 (1)	88.31		11:33:26.598

P3 5		Tom DEAN		Yamaha - Performance Fitness Gym		
IDEAL LAP TIME : 49.416		BEST LAP TIME : 49.568		DIFFERENCE : 0.152		
LAP	SECTOR 1	SECTOR 2	LAP TIME	MPH	DIFF	TIME OF DAY
1 -	36.021	21.951	57.972	75.01	8.404	11:21:56.292
2 -	31.785	21.056	52.841	82.29	3.273	11:22:49.133
3 -	31.877	20.388	52.265	83.20	2.697	11:23:41.398
4 -	30.425	21.093	51.518	84.40	1.950	11:24:32.916
5 -	30.401	19.913	50.314	86.42	0.746	11:25:23.230
6 -	30.248	20.226	50.474	86.15	0.906	11:26:13.704
7 -	29.909	19.659	49.568 (1)	87.73		11:27:03.272
8 -	29.757		2:39.388 P	27.28	1:49.820	11:29:42.660
9 -	OUTLAP	20.767	1:05.265	66.62	15.697	11:30:47.925
10 -	31.986	20.518	52.504	82.82	2.936	11:31:40.429
11 -	29.786	19.989	49.775 (3)	87.36	0.207	11:32:30.204
12 -	29.781	19.794	49.575 (2)	87.71	0.007	11:33:19.779

P4 66		Joe GOGGINS		Yamaha - Lexicon Racing		
IDEAL LAP TIME : 49.506		BEST LAP TIME : 49.612		DIFFERENCE : 0.106		
LAP	SECTOR 1	SECTOR 2	LAP TIME	MPH	DIFF	TIME OF DAY
1 -	32.319	20.231	52.550	82.75	2.938	11:21:42.141
2 -	30.809	20.111	50.920	85.40	1.308	11:22:33.061
3 -	30.608	19.987	50.595	85.94	0.983	11:23:23.656
4 -	30.316	19.810	50.126	86.75	0.514	11:24:13.782

Weather / Track : Cloudy / Dry

Brands Hatch Indy
Circuit Length = 1.2079 miles
Start: 11:20 Flag 11:33 End: 11:34

BMCRC - MRO Championships 2015 - Rnd 1 @ Brands Hatch Indy

Team Respro MRO 600 inc Clubman 600

QUALIFYING - SECTOR ANALYSIS

SECTOR 1 = FL to I1, SECTOR 2 = I1 to I2, SECTOR 3 = I2 to FL, DIFF = Difference To Personal Best Lap

5 -	30.075	19.793	49.868 (3)	87.20	0.256	11:25:03.650
6 -	30.031	19.731	49.762 (2)	87.38	0.150	11:25:53.412
7 -	30.695	20.729	51.424	84.56	1.812	11:26:44.836
8 -	30.593	19.765	50.358	86.35	0.746	11:27:35.194
9 -	30.342	19.949	50.291	86.46	0.679	11:28:25.485
10 -	31.401	20.565	51.966	83.68	2.354	11:29:17.451
11 -	30.535	19.976	50.511	86.09	0.899	11:30:07.962
12 -	30.858	19.534	50.392	86.29	0.780	11:30:58.354
13 -	30.670	19.650	50.320	86.41	0.708	11:31:48.674
14 -	30.358	19.913	50.271	86.50	0.659	11:32:38.945
15 -	29.972	19.640	49.612 (1)	87.65		11:33:28.557

P5 52 Tommy PHILP			Yamaha - Berkshire Motorcycles Ltd			
IDEAL LAP TIME : 49.612		BEST LAP TIME : 49.636		DIFFERENCE : 0.024		
LAP	SECTOR 1	SECTOR 2	LAP TIME	MPH	DIFF	TIME OF DAY
1 -	33.774	21.478	55.252	78.70	5.616	11:21:49.310
2 -	31.887	20.823	52.710	82.50	3.074	11:22:42.020
3 -	31.093	20.417	51.510	84.42	1.874	11:23:33.530
4 -	30.302	20.013	50.315	86.42	0.679	11:24:23.845
5 -	30.023	20.062	50.085	86.82	0.449	11:25:13.930
6 -	29.831	19.805	49.636 (1)	87.60		11:26:03.566
7 -	29.810	19.925	49.735 (3)	87.43	0.099	11:26:53.301
8 -	29.857	20.011	49.868	87.20	0.232	11:27:43.169
9 -	31.064	20.154	51.218	84.90	1.582	11:28:34.387
10 -	29.828	20.084	49.912	87.12	0.276	11:29:24.299
11 -	30.856	20.423	51.279	84.80	1.643	11:30:15.578
12 -	30.387	19.982	50.369	86.33	0.733	11:31:05.947
13 -	30.315	20.030	50.345	86.37	0.709	11:31:56.292
14 -	30.444	20.052	50.496	86.11	0.860	11:32:46.788
15 -	29.807	19.837	49.644 (2)	87.59	0.008	11:33:36.432

P6 14 Chris BURRAGE			Yamaha - Saracen Racing/Seton Tuning			
IDEAL LAP TIME : 49.775		BEST LAP TIME : 49.866		DIFFERENCE : 0.091		
LAP	SECTOR 1	SECTOR 2	LAP TIME	MPH	DIFF	TIME OF DAY
1 -	34.402	20.647	55.049	78.99	5.183	11:21:45.842
2 -	31.263	20.473	51.736	84.05	1.870	11:22:37.578
3 -	30.978	19.752	50.730	85.72	0.864	11:23:28.308
4 -	30.512	19.850	50.362 (3)	86.34	0.496	11:24:18.670
5 -	30.728	19.755	50.483	86.13	0.617	11:25:09.153
6 -	30.466	20.224	50.690	85.78	0.824	11:25:59.843
7 -	30.275	19.732	50.007 (2)	86.95	0.141	11:26:49.850
8 -	30.677	20.276	50.953	85.34	1.087	11:27:40.803
9 -	30.562	20.933	51.495	84.44	1.629	11:28:32.298
10 -	30.043	19.823	49.866 (1)	87.20		11:29:22.164
11 -	33.071		1:35.230 P	45.66	45.364	11:30:57.394
12 -	OUTLAP	20.164	55.627	78.17	5.761	11:31:53.021
13 -	32.078	20.057	52.135	83.41	2.269	11:32:45.156
14 -	30.348	20.022	50.370	86.33	0.504	11:33:35.526

P7 61 C Oilly SAVAGE			Kawasaki - Validus-IVC Ltd			
IDEAL LAP TIME : 49.977		BEST LAP TIME : 49.977		DIFFERENCE : 0.000		
LAP	SECTOR 1	SECTOR 2	LAP TIME	MPH	DIFF	TIME OF DAY
1 -	34.630	21.266	55.896	77.79	5.919	11:22:38.200
2 -	32.622	20.865	53.487	81.30	3.510	11:23:31.687
3 -	32.290	20.457	52.747	82.44	2.770	11:24:24.434
4 -	31.595	20.361	51.956	83.69	1.979	11:25:16.390
5 -	31.302	20.102	51.404	84.59	1.427	11:26:07.794
6 -	30.607	20.100	50.707 (3)	85.75	0.730	11:26:58.501
7 -	31.089	20.477	51.566	84.33	1.589	11:27:50.067
8 -	30.925	20.150	51.075	85.14	1.098	11:28:41.142
9 -	31.813	20.306	52.119	83.43	2.142	11:29:33.261
10 -	31.835	20.449	52.284	83.17	2.307	11:30:25.545

Weather / Track : Cloudy / Dry

Brands Hatch Indy
Circuit Length = 1.2079 miles
Start: 11:20 Flag 11:33 End: 11:34

BMCRC - MRO Championships 2015 - Rnd 1 @ Brands Hatch Indy

Team Respro MRO 600 inc Clubman 600

QUALIFYING - SECTOR ANALYSIS

SECTOR 1 = FL to I1, SECTOR 2 = I1 to I2, SECTOR 3 = I2 to FL, DIFF = Difference To Personal Best Lap

11 -	30.524	19.832	50.356 (2)	86.35	0.379	11:31:15.901
12 -	30.147	19.830	49.977 (1)	87.01		11:32:05.878
13 -	30.725	20.013	50.738	85.70	0.761	11:32:56.616
14 -	30.429	21.515	51.944	83.71	1.967	11:33:48.560

P8 173 C		Stephen DRAPER		Yamaha -			
IDEAL LAP TIME : 50.157		BEST LAP TIME : 50.157		DIFFERENCE : 0.000			
LAP	SECTOR 1	SECTOR 2	LAP TIME	MPH	DIFF	TIME OF DAY	
1 -	33.504	20.687	54.191	80.24	4.034	11:21:44.924	
2 -	31.693	20.323	52.016	83.60	1.859	11:22:36.940	
3 -	30.855	20.038	50.893	85.44	0.736	11:23:27.833	
4 -	30.748	20.070	50.818	85.57	0.661	11:24:18.651	
5 -	31.034	19.922	50.956	85.34	0.799	11:25:09.607	
6 -	30.900	20.113	51.013	85.24	0.856	11:26:00.620	
7 -	30.627	20.123	50.750	85.68	0.593	11:26:51.370	
8 -	31.000	20.102	51.102	85.09	0.945	11:27:42.472	
9 -	32.104	20.079	52.183	83.33	2.026	11:28:34.655	
10 -	30.328	20.075	50.403 (2)	86.27	0.246	11:29:25.058	
11 -	30.715	20.620	51.335	84.71	1.178	11:30:16.393	
12 -	30.249	19.908	50.157 (1)	86.69		11:31:06.550	
13 -	30.504	20.719	51.223	84.89	1.066	11:31:57.773	
14 -	30.385	20.051	50.436 (3)	86.22	0.279	11:32:48.209	
15 -	30.395	20.358	50.753	85.68	0.596	11:33:38.962	

P9 96		Martin TURNER		Yamaha -			
IDEAL LAP TIME : 50.214		BEST LAP TIME : 50.214		DIFFERENCE : 0.000			
LAP	SECTOR 1	SECTOR 2	LAP TIME	MPH	DIFF	TIME OF DAY	
1 -	34.889	22.150	57.039	76.23	6.825	11:21:54.167	
2 -	32.997	21.142	54.139	80.32	3.925	11:22:48.306	
3 -	31.620	20.544	52.164	83.36	1.950	11:23:40.470	
4 -	31.219	20.537	51.756	84.02	1.542	11:24:32.226	
5 -	31.363	20.474	51.837	83.88	1.623	11:25:24.063	
6 -	30.426	20.090	50.516	86.08	0.302	11:26:14.579	
7 -	30.197	20.017	50.214 (1)	86.60		11:27:04.793	
8 -	30.369	20.312	50.681	85.80	0.467	11:27:55.474	
9 -	30.328	20.314	50.642	85.86	0.428	11:28:46.116	
10 -	30.384	20.328	50.712	85.75	0.498	11:29:36.828	
11 -	30.504	20.323	50.827	85.55	0.613	11:30:27.655	
12 -	30.223	20.022	50.245 (2)	86.54	0.031	11:31:17.900	
13 -	30.228	20.190	50.418 (3)	86.25	0.204	11:32:08.318	
14 -	30.705	20.446	51.151	85.01	0.937	11:32:59.469	
15 -	30.427	20.559	50.986	85.29	0.772	11:33:50.455	

P10 41		Luke HARRIS		Kawasaki - Steve Jordan/Nexx/Forma/ELP			
IDEAL LAP TIME : 50.279		BEST LAP TIME : 50.379		DIFFERENCE : 0.100			
LAP	SECTOR 1	SECTOR 2	LAP TIME	MPH	DIFF	TIME OF DAY	
1 -	33.970	21.209	55.179	78.80	4.800	11:21:49.772	
2 -	31.850	20.954	52.804	82.35	2.425	11:22:42.576	
3 -	31.244	20.589	51.833	83.89	1.454	11:23:34.409	
4 -	31.804	20.294	52.098	83.46	1.719	11:24:26.507	
5 -	30.974	20.188	51.162	84.99	0.783	11:25:17.669	
6 -	31.206	20.139	51.345	84.69	0.966	11:26:09.014	
7 -	30.510	19.931	50.441 (2)	86.21	0.062	11:26:59.455	
8 -	30.582	20.253	50.835	85.54	0.456	11:27:50.290	
9 -	30.961	20.177	51.138	85.03	0.759	11:28:41.428	
10 -	31.402	19.993	51.395	84.61	1.016	11:29:32.823	
11 -	30.970	20.394	51.364	84.66	0.985	11:30:24.187	
12 -	30.372	20.112	50.484 (3)	86.13	0.105	11:31:14.671	
13 -	30.587	20.402	50.989	85.28	0.610	11:32:05.660	
14 -	30.348	20.031	50.379 (1)	86.31		11:32:56.039	
15 -	30.770	21.254	52.024	83.58	1.645	11:33:48.063	

Weather / Track : Cloudy / Dry

Brands Hatch Indy
Circuit Length = 1.2079 miles
Start: 11:20 Flag 11:33 End: 11:34

BMCRC - MRO Championships 2015 - Rnd 1 @ Brands Hatch Indy

Team Respro MRO 600 inc Clubman 600

QUALIFYING - SECTOR ANALYSIS

SECTOR 1 = FL to I1, SECTOR 2 = I1 to I2, SECTOR 3 = I2 to FL, DIFF = Difference To Personal Best Lap

P11 74 C		Joe MORPHETT		Yamaha -		
IDEAL LAP TIME : 50.609		BEST LAP TIME : 50.726		DIFFERENCE : 0.117		
LAP	SECTOR 1	SECTOR 2	LAP TIME	MPH	DIFF	TIME OF DAY
1 -	35.547	22.224	57.771	75.27	7.045	11:21:58.027
2 -	32.017	20.786	52.803	82.35	2.077	11:22:50.830
3 -	31.656	20.765	52.421	82.95	1.695	11:23:43.251
4 -	31.019	20.144	51.163	84.99	0.437	11:24:34.414
5 -	31.368	20.787	52.155	83.37	1.429	11:25:26.569
6 -	31.149	20.528	51.677	84.14	0.951	11:26:18.246
7 -	30.935	20.416	51.351	84.68	0.625	11:27:09.597
8 -	30.860	20.731	51.591	84.28	0.865	11:28:01.188
9 -	30.800	20.004	50.804 (3)	85.59	0.078	11:28:51.992
10 -	30.895	20.409	51.304	84.76	0.578	11:29:43.296
11 -	30.609	20.117	50.726 (1)	85.72		11:30:34.022
12 -	30.742	20.000	50.742 (2)	85.70	0.016	11:31:24.764

P12 75		Paul GALLAWAY		Yamaha - Cornerstone Garage		
IDEAL LAP TIME : 50.719		BEST LAP TIME : 50.891		DIFFERENCE : 0.172		
LAP	SECTOR 1	SECTOR 2	LAP TIME	MPH	DIFF	TIME OF DAY
1 -	37.272	22.482	59.754	72.77	8.863	11:22:04.346
2 -	33.681	22.145	55.826	77.89	4.935	11:23:00.172
3 -	32.786	22.052	54.838	79.29	3.947	11:23:55.010
4 -	31.983	20.568	52.551	82.75	1.660	11:24:47.561
5 -	31.102	20.431	51.533 (3)	84.38	0.642	11:25:39.094
6 -	31.281	20.418	51.699	84.11	0.808	11:26:30.793
7 -	31.154	21.314	52.468	82.88	1.577	11:27:23.261
8 -	31.330	21.370	52.700	82.51	1.809	11:28:15.961
9 -	32.330	20.755	53.085	81.91	2.194	11:29:09.046
10 -	30.829	20.062	50.891 (1)	85.44		11:29:59.937
11 -	30.657	20.448	51.105 (2)	85.09	0.214	11:30:51.042
12 -	30.907	21.005	51.912	83.76	1.021	11:31:42.954

P13 40		David SHELVEY		Suzuki -		
IDEAL LAP TIME : 50.863		BEST LAP TIME : 50.920		DIFFERENCE : 0.057		
LAP	SECTOR 1	SECTOR 2	LAP TIME	MPH	DIFF	TIME OF DAY
1 -	33.570	21.305	54.875	79.24	3.955	11:22:15.498
2 -	32.642	20.662	53.304	81.58	2.384	11:23:08.802
3 -	32.339	21.880	54.219	80.20	3.299	11:24:03.021
4 -	31.405	20.447	51.852	83.86	0.932	11:24:54.873
5 -	32.302	22.158	54.460	79.84	3.540	11:25:49.333
6 -	31.923	20.390	52.313	83.12	1.393	11:26:41.646
7 -	31.324	20.210	51.534	84.38	0.614	11:27:33.180
8 -	31.158	20.455	51.613	84.25	0.693	11:28:24.793
9 -	32.109	20.800	52.909	82.19	1.989	11:29:17.702
10 -	32.207	20.583	52.790	82.37	1.870	11:30:10.492
11 -	31.079	20.351	51.430 (3)	84.55	0.510	11:31:01.922
12 -	30.799	20.250	51.049 (2)	85.18	0.129	11:31:52.971
13 -	31.377	20.255	51.632	84.22	0.712	11:32:44.603
14 -	30.653	20.267	50.920 (1)	85.40		11:33:35.523

P14 79 C		David WAKE		Yamaha -		
IDEAL LAP TIME : 50.853		BEST LAP TIME : 51.094		DIFFERENCE : 0.241		
LAP	SECTOR 1	SECTOR 2	LAP TIME	MPH	DIFF	TIME OF DAY
1 -	37.634	22.215	59.849	72.65	8.755	11:22:42.938
2 -	33.977	21.578	55.555	78.27	4.461	11:23:38.493
3 -	33.153	20.962	54.115	80.35	3.021	11:24:32.608
4 -	32.927	20.838	53.765	80.88	2.671	11:25:26.373
5 -	31.633	20.481	52.114	83.44	1.020	11:26:18.487
6 -	32.297	20.476	52.773	82.40	1.679	11:27:11.260
7 -	31.820	20.504	52.324	83.10	1.230	11:28:03.584

Weather / Track : Cloudy / Dry

Brands Hatch Indy
Circuit Length = 1.2079 miles
Start: 11:20 Flag 11:33 End: 11:34

BMCRC - MRO Championships 2015 - Rnd 1 @ Brands Hatch Indy

Team Respro MRO 600 inc Clubman 600

QUALIFYING - SECTOR ANALYSIS

SECTOR 1 = FL to I1, SECTOR 2 = I1 to I2, SECTOR 3 = I2 to FL, DIFF = Difference To Personal Best Lap

8 -	31.376	20.443	51.819	83.91	0.725	11:28:55.403
9 -	31.427	20.564	51.991	83.64	0.897	11:29:47.394
10 -	31.292	20.292	51.584 (3)	84.30	0.490	11:30:38.978
11 -	30.633	20.520	51.153 (2)	85.01	0.059	11:31:30.131
12 -	31.851	20.686	52.537	82.77	1.443	11:32:22.668
13 -	30.874	20.220	51.094 (1)	85.10		11:33:13.762

P15 21 C Harry TRUELOVE			Yamaha -			
IDEAL LAP TIME : 51.480		BEST LAP TIME : 51.644		DIFFERENCE : 0.164		
LAP	SECTOR 1	SECTOR 2	LAP TIME	MPH	DIFF	TIME OF DAY
1 -	35.305	21.484	56.789	76.57	5.145	11:21:54.672
2 -	32.839	21.382	54.221	80.20	2.577	11:22:48.893
3 -	31.647	20.660	52.307	83.13	0.663	11:23:41.200
4 -	31.318	20.779	52.097	83.47	0.453	11:24:33.297
5 -	32.066	20.794	52.860	82.26	1.216	11:25:26.157
6 -	31.317	20.691	52.008	83.61	0.364	11:26:18.165
7 -	31.347	20.734	52.081	83.49	0.437	11:27:10.246
8 -	30.932	20.712	51.644 (1)	84.20		11:28:01.890
9 -	31.017	20.761	51.778 (3)	83.98	0.134	11:28:53.668
10 -	32.078		2:31.844 P	28.63	1:40.200	11:31:25.512
11 -	OUTLAP	21.100	58.718	74.05	7.074	11:32:24.230
12 -	31.191	20.548	51.739 (2)	84.04	0.095	11:33:15.969

P16 23 C Tom SMITH			Yamaha -			
IDEAL LAP TIME : 51.863		BEST LAP TIME : 51.863		DIFFERENCE : 0.000		
LAP	SECTOR 1	SECTOR 2	LAP TIME	MPH	DIFF	TIME OF DAY
1 -	37.349	23.247	1:00.596	71.76	8.733	11:22:10.202
2 -	35.484	21.849	57.333	75.84	5.470	11:23:07.535
3 -	33.420	21.820	55.240	78.72	3.377	11:24:02.775
4 -	32.562	21.030	53.592 (3)	81.14	1.729	11:24:56.367
5 -	32.350	22.162	54.512	79.77	2.649	11:25:50.879
6 -	32.871	21.728	54.599	79.64	2.736	11:26:45.478
7 -	32.083	20.704	52.787 (2)	82.38	0.924	11:27:38.265
8 -	32.214	22.330	54.544	79.72	2.681	11:28:32.809
9 -	31.336	20.527	51.863 (1)	83.84		11:29:24.672

P17 161 C Ben SMITH			Yamaha -			
IDEAL LAP TIME : 51.846		BEST LAP TIME : 51.868		DIFFERENCE : 0.022		
LAP	SECTOR 1	SECTOR 2	LAP TIME	MPH	DIFF	TIME OF DAY
1 -	34.504	21.413	55.917	77.76	4.049	11:21:51.613
2 -	32.209	20.895	53.104	81.88	1.236	11:22:44.717
3 -	32.223	21.172	53.395	81.44	1.527	11:23:38.112
4 -	32.099	21.075	53.174	81.78	1.306	11:24:31.286
5 -	31.972	20.754	52.726	82.47	0.858	11:25:24.012
6 -	31.344	20.929	52.273	83.19	0.405	11:26:16.285
7 -	31.556	20.691	52.247 (3)	83.23	0.379	11:27:08.532
8 -	31.640	20.865	52.505	82.82	0.637	11:28:01.037
9 -	31.660	20.728	52.388	83.00	0.520	11:28:53.425
10 -	31.869	20.530	52.399	82.99	0.531	11:29:45.824
11 -	31.316	20.552	51.868 (1)	83.83		11:30:37.692
12 -	31.372	20.788	52.160 (2)	83.37	0.292	11:31:29.852
13 -	31.839	20.806	52.645	82.60	0.777	11:32:22.497
14 -	31.645	20.778	52.423	82.95	0.555	11:33:14.920

P18 8 C Grant NEWSTEAD			Yamaha - Tinklers Motorcycles			
IDEAL LAP TIME : 51.884		BEST LAP TIME : 51.983		DIFFERENCE : 0.099		
LAP	SECTOR 1	SECTOR 2	LAP TIME	MPH	DIFF	TIME OF DAY
1 -	35.896	22.341	58.237	74.67	6.254	11:22:04.024
2 -	33.936	21.587	55.523	78.32	3.540	11:22:59.547
3 -	33.243	22.129	55.372	78.53	3.389	11:23:54.919

Weather / Track : Cloudy / Dry

Brands Hatch Indy
Circuit Length = 1.2079 miles
Start: 11:20 Flag 11:33 End: 11:34

BMCRC - MRO Championships 2015 - Rnd 1 @ Brands Hatch Indy

Team Respro MRO 600 inc Clubman 600

QUALIFYING - SECTOR ANALYSIS

SECTOR 1 = FL to I1, SECTOR 2 = I1 to I2, SECTOR 3 = I2 to FL, DIFF = Difference To Personal Best Lap

4 -	32.805	21.170	53.975	80.56	1.992	11:24:48.894
5 -	31.720	20.833	52.553	82.74	0.570	11:25:41.447
6 -	31.534	20.800	52.334	83.09	0.351	11:26:33.781
7 -	31.535	20.739	52.274 (3)	83.18	0.291	11:27:26.055
8 -	31.449	22.444	53.893	80.68	1.910	11:28:19.948
9 -	31.680	21.383	53.063	81.95	1.080	11:29:13.011
10 -	31.234	20.752	51.986 (2)	83.64	0.003	11:30:04.997
11 -	31.333	21.292	52.625	82.63	0.642	11:30:57.622
12 -	32.647	20.688	53.335	81.53	1.352	11:31:50.957
13 -	31.293	21.129	52.422	82.95	0.439	11:32:43.379
14 -	31.196	20.787	51.983 (1)	83.65		11:33:35.362

P19 422 C Ben DOOLAN			Yamaha - BD Plastering			
IDEAL LAP TIME : 51.696		BEST LAP TIME : 52.024		DIFFERENCE : 0.328		
LAP	SECTOR 1	SECTOR 2	LAP TIME	MPH	DIFF	TIME OF DAY
1 -	35.429	22.165	57.594	75.50	5.570	11:21:57.692
2 -	32.177	20.690	52.867	82.25	0.843	11:22:50.559
3 -	31.673	20.464	52.137	83.40	0.113	11:23:42.696
4 -	31.684	20.340	52.024 (1)	83.58		11:24:34.720
5 -	31.356	20.794	52.150	83.38	0.126	11:25:26.870
6 -	31.642	20.456	52.098 (3)	83.46	0.074	11:26:18.968
7 -	32.275	20.530	52.805	82.35	0.781	11:27:11.773
8 -	32.125	20.443	52.568	82.72	0.544	11:28:04.341
9 -	31.540	20.501	52.041 (2)	83.56	0.017	11:28:56.382
10 -	32.107	21.018	53.125	81.85	1.101	11:29:49.507
11 -	33.402	21.207	54.609	79.63	2.585	11:30:44.116
12 -	32.704	20.794	53.498	81.28	1.474	11:31:37.614
13 -	32.720	21.053	53.773	80.86	1.749	11:32:31.387
14 -	31.584	20.920	52.504	82.82	0.480	11:33:23.891

P20 54 Christopher BECK			Suzuki - Area Fifty One Racing			
IDEAL LAP TIME : 51.839		BEST LAP TIME : 52.035		DIFFERENCE : 0.196		
LAP	SECTOR 1	SECTOR 2	LAP TIME	MPH	DIFF	TIME OF DAY
1 -	34.738	22.456	57.194	76.03	5.159	11:21:59.358
2 -	33.173	21.350	54.523	79.75	2.488	11:22:53.881
3 -	31.648	21.318	52.966	82.10	0.931	11:23:46.847
4 -	31.512	20.736	52.248 (3)	83.23	0.213	11:24:39.095
5 -	31.241	20.794	52.035 (1)	83.57		11:25:31.130
6 -	31.514	20.802	52.316	83.12	0.281	11:26:23.446
7 -	31.171	20.867	52.038 (2)	83.56	0.003	11:27:15.484
8 -	32.206	21.897	54.103	80.37	2.068	11:28:09.587
9 -	31.556	20.849	52.405	82.98	0.370	11:29:01.992
10 -	31.542	20.885	52.427	82.94	0.392	11:29:54.419
11 -	31.724	20.668	52.392	83.00	0.357	11:30:46.811

P21 63 C Nico CIPRIANO			Yamaha -			
IDEAL LAP TIME : 51.837		BEST LAP TIME : 52.047		DIFFERENCE : 0.210		
LAP	SECTOR 1	SECTOR 2	LAP TIME	MPH	DIFF	TIME OF DAY
1 -	33.274	21.450	54.724	79.46	2.677	11:21:47.704
2 -	32.612	21.363	53.975	80.56	1.928	11:22:41.679
3 -	31.778	20.892	52.670 (3)	82.56	0.623	11:23:34.349
4 -	32.208	20.802	53.010	82.03	0.963	11:24:27.359
5 -	31.560	20.487	52.047 (1)	83.55		11:25:19.406
6 -	31.974	21.072	53.046	81.97	0.999	11:26:12.452
7 -	31.501	20.814	52.315 (2)	83.12	0.268	11:27:04.767
8 -	31.350	21.744	53.094	81.90	1.047	11:27:57.861
9 -	31.808	21.076	52.884	82.22	0.837	11:28:50.745
10 -	31.647	21.207	52.854	82.27	0.807	11:29:43.599
11 -	31.879	21.426	53.305	81.57	1.258	11:30:36.904
12 -	31.673	21.738	53.411	81.41	1.364	11:31:30.315

Weather / Track : Cloudy / Dry

Brands Hatch Indy
Circuit Length = 1.2079 miles
Start: 11:20 Flag 11:33 End: 11:34

BMCRC - MRO Championships 2015 - Rnd 1 @ Brands Hatch Indy

Team Respro MRO 600 inc Clubman 600

QUALIFYING - SECTOR ANALYSIS

SECTOR 1 = FL to I1, SECTOR 2 = I1 to I2, SECTOR 3 = I2 to FL, DIFF = Difference To Personal Best Lap

P22 59 C Simon TUCKER		Yamaha - Area Fifty One Racing				
IDEAL LAP TIME : 51.975		BEST LAP TIME : 52.109		DIFFERENCE : 0.134		
LAP	SECTOR 1	SECTOR 2	LAP TIME	MPH	DIFF	TIME OF DAY
1 -	35.299	22.540	57.839	75.18	5.730	11:22:00.061
2 -	33.283	21.555	54.838	79.29	2.729	11:22:54.899
3 -	32.257	20.751	53.008	82.03	0.899	11:23:47.907
4 -	31.792	20.317	52.109 (1)	83.45		11:24:40.016
5 -	31.870	20.837	52.707	82.50	0.598	11:25:32.723
6 -	31.790	21.634	53.424	81.39	1.315	11:26:26.147
7 -	31.658	20.779	52.437 (3)	82.93	0.328	11:27:18.584
8 -	31.907	20.966	52.873	82.24	0.764	11:28:11.457
9 -	31.925	20.486	52.411 (2)	82.97	0.302	11:29:03.868
10 -	31.759	20.781	52.540	82.76	0.431	11:29:56.408
11 -	31.955	20.498	52.453	82.90	0.344	11:30:48.861
12 -	32.638	21.777	54.415	79.91	2.306	11:31:43.276

P23 31 Ashley FRANCIS		Yamaha -				
IDEAL LAP TIME : 52.026		BEST LAP TIME : 52.121		DIFFERENCE : 0.095		
LAP	SECTOR 1	SECTOR 2	LAP TIME	MPH	DIFF	TIME OF DAY
1 -	38.188	23.324	1:01.512	70.69	9.391	11:22:09.462
2 -	33.901	21.684	55.585	78.23	3.464	11:23:05.047
3 -	34.044	21.423	55.467	78.39	3.346	11:24:00.514
4 -	32.197	20.972	53.169	81.78	1.048	11:24:53.683
5 -	33.354	22.286	55.640	78.15	3.519	11:25:49.323
6 -	32.736	20.515	53.251	81.66	1.130	11:26:42.574
7 -	31.834	20.746	52.580	82.70	0.459	11:27:35.154
8 -	31.793	20.546	52.339	83.08	0.218	11:28:27.493
9 -	32.438	21.017	53.455	81.35	1.334	11:29:20.948
10 -	31.511	20.610	52.121 (1)	83.43		11:30:13.069
11 -	31.774	20.630	52.404	82.98	0.283	11:31:05.473
12 -	31.538	20.732	52.270 (3)	83.19	0.149	11:31:57.743
13 -	31.568	20.559	52.127 (2)	83.42	0.006	11:32:49.870

P24 32 C Mark PIPER		Yamaha -				
IDEAL LAP TIME : 52.553		BEST LAP TIME : 52.674		DIFFERENCE : 0.121		
LAP	SECTOR 1	SECTOR 2	LAP TIME	MPH	DIFF	TIME OF DAY
1 -	35.890	22.481	58.371	74.49	5.697	11:22:04.938
2 -	34.519	21.609	56.128	77.47	3.454	11:23:01.066
3 -	33.574	21.743	55.317	78.61	2.643	11:23:56.383
4 -	33.201	21.682	54.883	79.23	2.209	11:24:51.266
5 -	32.694	20.938	53.632	81.08	0.958	11:25:44.898
6 -	32.477	20.812	53.289	81.60	0.615	11:26:38.187
7 -	32.732	20.682	53.414	81.41	0.740	11:27:31.601
8 -	32.159	20.752	52.911	82.18	0.237	11:28:24.512
9 -	32.019	20.817	52.836 (3)	82.30	0.162	11:29:17.348
10 -	32.431	20.534	52.965	82.10	0.291	11:30:10.313
11 -	32.522	20.542	53.064	81.95	0.390	11:31:03.377
12 -	32.023	20.700	52.723 (2)	82.48	0.049	11:31:56.100
13 -	32.069	20.605	52.674 (1)	82.55		11:32:48.774

P25 39 Shane SMITH		Triumph - Ridemoto.com				
IDEAL LAP TIME : 52.521		BEST LAP TIME : 52.839		DIFFERENCE : 0.318		
LAP	SECTOR 1	SECTOR 2	LAP TIME	MPH	DIFF	TIME OF DAY
1 -	36.025	22.554	58.579	74.23	5.740	11:22:05.254
2 -	34.448	21.481	55.929	77.75	3.090	11:23:01.183
3 -	32.252	21.743	53.995	80.53	1.156	11:23:55.178
4 -	32.801	20.890	53.691	80.99	0.852	11:24:48.869
5 -	32.255	20.837	53.092 (3)	81.90	0.253	11:25:41.961
6 -	31.767	21.072	52.839 (1)	82.29		11:26:34.800
7 -	32.139	20.754	52.893 (2)	82.21	0.054	11:27:27.693

Weather / Track : Cloudy / Dry

Brands Hatch Indy
Circuit Length = 1.2079 miles
Start: 11:20 Flag 11:33 End: 11:34

BMCRC - MRO Championships 2015 - Rnd 1 @ Brands Hatch Indy

Team Respro MRO 600 inc Clubman 600

QUALIFYING - SECTOR ANALYSIS

SECTOR 1 = FL to I1, SECTOR 2 = I1 to I2, SECTOR 3 = I2 to FL, DIFF = Difference To Personal Best Lap

P26 184		David TWYFORD		Yamaha -		
IDEAL LAP TIME : 53.089		BEST LAP TIME : 53.089		DIFFERENCE : 0.000		
LAP	SECTOR 1	SECTOR 2	LAP TIME	MPH	DIFF	TIME OF DAY
1 -	OUTLAP	22.510	1:09.094	62.93	16.005	11:23:47.713
2 -	34.802	21.758	56.560	76.88	3.471	11:24:44.273
3 -	33.305	21.432	54.737	79.44	1.648	11:25:39.010
4 -	32.646	21.103	53.749 (3)	80.90	0.660	11:26:32.759
5 -	32.130	20.959	53.089 (1)	81.91		11:27:25.848
6 -	32.290	21.788	54.078	80.41	0.989	11:28:19.926
7 -	32.143	21.225	53.368 (2)	81.48	0.279	11:29:13.294
8 -	33.133	21.346	54.479	79.82	1.390	11:30:07.773
9 -	32.583		2:38.246 P	27.48	1:45.157	11:32:46.019
10 -	OUTLAP	21.762	1:02.435	69.65	9.346	11:33:48.454

P27 142 C		Mick WHALLEY		Triumph -		
IDEAL LAP TIME : 53.214		BEST LAP TIME : 53.233		DIFFERENCE : 0.019		
LAP	SECTOR 1	SECTOR 2	LAP TIME	MPH	DIFF	TIME OF DAY
1 -	36.689	22.765	59.454	73.14	6.221	11:22:05.794
2 -	34.799	22.271	57.070	76.19	3.837	11:23:02.864
3 -	33.723	21.373	55.096	78.92	1.863	11:23:57.960
4 -	32.992	22.030	55.022 (3)	79.03	1.789	11:24:52.982
5 -	34.104	22.529	56.633	76.78	3.400	11:25:49.615
6 -	33.789	21.094	54.883 (2)	79.23	1.650	11:26:44.498
7 -	32.434	20.799	53.233 (1)	81.69		11:27:37.731

P28 131 C		Emma SELWAY		Yamaha -		
IDEAL LAP TIME : 53.439		BEST LAP TIME : 53.439		DIFFERENCE : 0.000		
LAP	SECTOR 1	SECTOR 2	LAP TIME	MPH	DIFF	TIME OF DAY
1 -	38.243	22.747	1:00.990	71.30	7.551	11:22:05.203
2 -	35.173	22.275	57.448	75.69	4.009	11:23:02.651
3 -	34.199	21.795	55.994	77.66	2.555	11:23:58.645
4 -	33.458	21.294	54.752 (3)	79.42	1.313	11:24:53.397
5 -	35.221	21.888	57.109	76.14	3.670	11:25:50.506
6 -	33.765	21.591	55.356	78.55	1.917	11:26:45.862
7 -	33.631	21.719	55.350	78.56	1.911	11:27:41.212
8 -	34.011	21.378	55.389	78.51	1.950	11:28:36.601
9 -	37.064	21.079	58.143	74.79	4.704	11:29:34.744
10 -	32.721	21.093	53.814 (2)	80.80	0.375	11:30:28.558
11 -	32.662	20.777	53.439 (1)	81.37		11:31:21.997

P29 34		Donald GILBERT		Yamaha - QED RAVENOL		
IDEAL LAP TIME : 53.763		BEST LAP TIME : 53.763		DIFFERENCE : 0.000		
LAP	SECTOR 1	SECTOR 2	LAP TIME	MPH	DIFF	TIME OF DAY
1 -	35.124	22.192	57.316	75.87	3.553	11:21:53.792
2 -	33.321	21.944	55.265	78.68	1.502	11:22:49.057
3 -	33.244	21.817	55.061	78.97	1.298	11:23:44.118
4 -	32.842	21.517	54.359	79.99	0.596	11:24:38.477
5 -	32.734	21.380	54.114 (3)	80.36	0.351	11:25:32.591
6 -	32.902	21.378	54.280	80.11	0.517	11:26:26.871
7 -	32.980	21.516	54.496	79.79	0.733	11:27:21.367
8 -	32.650	21.656	54.306	80.07	0.543	11:28:15.673
9 -	32.498	21.350	53.848 (2)	80.75	0.085	11:29:09.521
10 -	32.622	21.513	54.135	80.32	0.372	11:30:03.656
11 -	32.450	21.313	53.763 (1)	80.88		11:30:57.419
12 -	33.254	21.686	54.940	79.15	1.177	11:31:52.359
13 -	32.484	22.054	54.538	79.73	0.775	11:32:46.897

Weather / Track : Cloudy / Dry

Brands Hatch Indy
Circuit Length = 1.2079 miles
Start: 11:20 Flag 11:33 End: 11:34

BMCRC - MRO Championships 2015 - Rnd 1 @ Brands Hatch Indy

Team Respro MRO 600 inc Clubman 600

QUALIFYING - SECTOR ANALYSIS

SECTOR 1 = FL to I1, SECTOR 2 = I1 to I2, SECTOR 3 = I2 to FL, DIFF = Difference To Personal Best Lap

P30 120 C		David COMBRINCK		Kawasaki -		
IDEAL LAP TIME : 53.784		BEST LAP TIME : 53.784		DIFFERENCE : 0.000		
LAP	SECTOR 1	SECTOR 2	LAP TIME	MPH	DIFF	TIME OF DAY
1 -	38.229	22.975	1:01.204	71.05	7.420	11:21:58.372
2 -	34.232	22.387	56.619	76.80	2.835	11:22:54.991
3 -	33.609	21.820	55.429	78.45	1.645	11:23:50.420
4 -	33.894	21.789	55.683	78.09	1.899	11:24:46.103
5 -	33.573	21.671	55.244	78.71	1.460	11:25:41.347
6 -	33.322	21.845	55.167	78.82	1.383	11:26:36.514
7 -	32.981	21.524	54.505 (3)	79.78	0.721	11:27:31.019
8 -	33.377	21.761	55.138	78.86	1.354	11:28:26.157
9 -	33.424	21.723	55.147	78.85	1.363	11:29:21.304
10 -	33.507	21.711	55.218	78.75	1.434	11:30:16.522
11 -	32.791	21.677	54.468 (2)	79.83	0.684	11:31:10.990
12 -	33.095	21.903	54.998	79.06	1.214	11:32:05.988
13 -	33.537	21.890	55.427	78.45	1.643	11:33:01.415
14 -	32.515	21.269	53.784 (1)	80.85		11:33:55.199

P31 73		Sarah JORDAN		Triumph - Bernard Elliott Racing		
IDEAL LAP TIME : 53.984		BEST LAP TIME : 54.000		DIFFERENCE : 0.016		
LAP	SECTOR 1	SECTOR 2	LAP TIME	MPH	DIFF	TIME OF DAY
1 -	36.077	22.178	58.255	74.64	4.255	11:21:52.184
2 -	33.878	21.377	55.255	78.70	1.255	11:22:47.439
3 -	33.668	21.235	54.903 (3)	79.20	0.903	11:23:42.342
4 -	32.945	21.172	54.117 (2)	80.35	0.117	11:24:36.459
5 -	32.812	21.188	54.000 (1)	80.52		11:25:30.459
6 -	33.724	21.930	55.654	78.13	1.654	11:26:26.113
7 -	35.418	22.213	57.631	75.45	3.631	11:27:23.744

P32 9 C		Chris LAY		Yamaha -		
IDEAL LAP TIME : 54.022		BEST LAP TIME : 54.022		DIFFERENCE : 0.000		
LAP	SECTOR 1	SECTOR 2	LAP TIME	MPH	DIFF	TIME OF DAY
1 -	37.624	23.563	1:01.187	71.07	7.165	11:22:09.182
2 -	35.082	22.329	57.411	75.74	3.389	11:23:06.593
3 -	34.154	22.399	56.553	76.89	2.531	11:24:03.146
4 -	34.071	22.042	56.113	77.49	2.091	11:24:59.259
5 -	33.216	22.053	55.269	78.68	1.247	11:25:54.528
6 -	33.393	21.801	55.194	78.78	1.172	11:26:49.722
7 -	33.435	52.778	1:26.213	50.44	32.191	11:28:15.935
8 -	35.244	21.790	57.034	76.24	3.012	11:29:12.969
9 -	33.252	22.037	55.289	78.65	1.267	11:30:08.258
10 -	33.262	21.630	54.892	79.22	0.870	11:31:03.150
11 -	33.217	21.292	54.509 (2)	79.77	0.487	11:31:57.659
12 -	32.768	21.254	54.022 (1)	80.49		11:32:51.681
13 -	32.842	21.839	54.681 (3)	79.52	0.659	11:33:46.362

P33 147 C		Sean CHASTON		Yamaha - Hyside Motorcycles		
IDEAL LAP TIME : 54.100		BEST LAP TIME : 54.178		DIFFERENCE : 0.078		
LAP	SECTOR 1	SECTOR 2	LAP TIME	MPH	DIFF	TIME OF DAY
1 -	37.395	24.125	1:01.520	70.68	7.342	11:22:01.651
2 -	35.200	22.232	57.432	75.71	3.254	11:22:59.083
3 -	34.105	22.427	56.532	76.92	2.354	11:23:55.615
4 -	33.713	22.025	55.738 (3)	78.01	1.560	11:24:51.353
5 -	33.912	21.737	55.649 (2)	78.14	1.471	11:25:47.002
6 -	32.692	21.486	54.178 (1)	80.26		11:26:41.180

P34 56 C		Michael MILLS		Yamaha - Area Fifty One Racing		
IDEAL LAP TIME : 54.323		BEST LAP TIME : 54.564		DIFFERENCE : 0.241		
LAP	SECTOR 1	SECTOR 2	LAP TIME	MPH	DIFF	TIME OF DAY

Weather / Track : Cloudy / Dry

Brands Hatch Indy
Circuit Length = 1.2079 miles
Start: 11:20 Flag 11:33 End: 11:34

BMCRC - MRO Championships 2015 - Rnd 1 @ Brands Hatch Indy

Team Respro MRO 600 inc Clubman 600

QUALIFYING - SECTOR ANALYSIS

SECTOR 1 = FL to I1, SECTOR 2 = I1 to I2, SECTOR 3 = I2 to FL, DIFF = Difference To Personal Best Lap

1 -	37.270	23.051	1:00.321	72.09	5.757	11:22:02.498
2 -	35.409	22.419	57.828	75.19	3.264	11:23:00.326
3 -	33.817	22.173	55.990	77.66	1.426	11:23:56.316
4 -	34.368	22.150	56.518	76.94	1.954	11:24:52.834
5 -	34.003	22.327	56.330	77.19	1.766	11:25:49.164
6 -	34.351	21.848	56.199	77.37	1.635	11:26:45.363
7 -	33.776	21.940	55.716	78.04	1.152	11:27:41.079
8 -	33.650	21.520	55.170 (2)	78.82	0.606	11:28:36.249
9 -	33.525	21.879	55.404	78.48	0.840	11:29:31.653
10 -	33.491	21.772	55.263 (3)	78.68	0.699	11:30:26.916
11 -	32.803	21.761	54.564 (1)	79.69		11:31:21.480
12 -	33.855	22.137	55.992	77.66	1.428	11:32:17.472
13 -	33.771	21.959	55.730	78.02	1.166	11:33:13.202

P35 174 C Talan SKEELS-PIGGINS			Suzuki - McMillan Williams			
IDEAL LAP TIME : 55.461		BEST LAP TIME : 55.626		DIFFERENCE : 0.165		
LAP	SECTOR 1	SECTOR 2	LAP TIME	MPH	DIFF	TIME OF DAY
1 -	OUTLAP	25.135	1:06.706	65.19	11.080	11:21:34.799
2 -	36.919	24.033	1:00.952	71.34	5.326	11:22:35.751
3 -	35.263	23.039	58.302	74.58	2.676	11:23:34.053
4 -	34.800	22.514	57.314	75.87	1.688	11:24:31.367
5 -	34.692	23.345	58.037	74.92	2.411	11:25:29.404
6 -	34.349	22.606	56.955	76.35	1.329	11:26:26.359
7 -	34.812	22.524	57.336	75.84	1.710	11:27:23.695
8 -	33.783	22.741	56.524	76.93	0.898	11:28:20.219
9 -	33.889	22.478	56.367 (3)	77.14	0.741	11:29:16.586
10 -	33.821	21.965	55.786 (2)	77.95	0.160	11:30:12.372
11 -	34.396	22.530	56.926	76.39	1.300	11:31:09.298
12 -	33.713	22.689	56.402	77.10	0.776	11:32:05.700
13 -	33.496	22.130	55.626 (1)	78.17		11:33:01.326
14 -	33.743	22.681	56.424	77.07	0.798	11:33:57.750

P36 55 C Paul GARNER			Yamaha - Area Fifty One Racing			
IDEAL LAP TIME : 55.699		BEST LAP TIME : 56.018		DIFFERENCE : 0.319		
LAP	SECTOR 1	SECTOR 2	LAP TIME	MPH	DIFF	TIME OF DAY
1 -	36.327	23.168	59.495	73.09	3.477	11:22:01.528
2 -	34.700	22.344	57.044 (3)	76.23	1.026	11:22:58.572
3 -	33.983	22.318	56.301 (2)	77.23	0.283	11:23:54.873
4 -	34.302	21.716	56.018 (1)	77.62		11:24:50.891

P37 163 Simon BLACKWELL			Kawasaki - SFC Racing			
IDEAL LAP TIME : 56.020		BEST LAP TIME : 56.465		DIFFERENCE : 0.445		
LAP	SECTOR 1	SECTOR 2	LAP TIME	MPH	DIFF	TIME OF DAY
1 -	41.853	25.253	1:07.106	64.80	10.641	11:22:01.663
2 -	38.053	23.510	1:01.563	70.63	5.098	11:23:03.226
3 -	36.213	23.235	59.448	73.14	2.983	11:24:02.674
4 -	35.843	23.361	59.204	73.45	2.739	11:25:01.878
5 -	35.505	22.865	58.370	74.50	1.905	11:26:00.248
6 -	34.628	22.556	57.184	76.04	0.719	11:26:57.432
7 -	35.321	23.049	58.370	74.50	1.905	11:27:55.802
8 -	36.507	22.635	59.142	73.52	2.677	11:28:54.944
9 -	35.249	23.009	58.258	74.64	1.793	11:29:53.202
10 -	35.428	22.321	57.749	75.30	1.284	11:30:50.951
11 -	33.699	22.766	56.465 (1)	77.01		11:31:47.416
12 -	34.068	22.597	56.665 (2)	76.74	0.200	11:32:44.081
13 -	33.762	23.205	56.967 (3)	76.33	0.502	11:33:41.048

P38 22 C Owen CHISLETT-BRUCE			Yamaha - New Forest Chimney Sweeping			
IDEAL LAP TIME : 1:01.283		BEST LAP TIME : 1:01.529		DIFFERENCE : 0.246		
LAP	SECTOR 1	SECTOR 2	LAP TIME	MPH	DIFF	TIME OF DAY

Weather / Track : Cloudy / Dry

Brands Hatch Indy
Circuit Length = 1.2079 miles
Start: 11:20 Flag 11:33 End: 11:34

BMCRC - MRO Championships 2015 - Rnd 1 @ Brands Hatch Indy

Team Respro MRO 600 inc Clubman 600

QUALIFYING - SECTOR ANALYSIS

SECTOR 1 = FL to I1, SECTOR 2 = I1 to I2, SECTOR 3 = I2 to FL, DIFF = Difference To Personal Best Lap

1 -	39.280	24.597	1:03.877	68.07	2.348	11:22:10.090
2 -	38.317	23.849	1:02.166	69.95	0.637	11:23:12.256
3 -	37.823	24.334	1:02.157	69.96	0.628	11:24:14.413
4 -	37.520	24.043	1:01.563 (2)	70.63	0.034	11:25:15.976
5 -	37.767	23.809	1:01.576 (3)	70.62	0.047	11:26:17.552
6 -	37.474	24.055	1:01.529 (1)	70.67		11:27:19.081
7 -	38.163	24.392	1:02.555	69.51	1.026	11:28:21.636
8 -	38.716	24.365	1:03.081	68.93	1.552	11:29:24.717
9 -	38.022	24.405	1:02.427	69.65	0.898	11:30:27.144
10 -	38.163	24.442	1:02.605	69.46	1.076	11:31:29.749

BMCRC - MRO Championships 2015 - Rnd 1 @ Brands Hatch Indy

Team Respro MRO 600 inc Clubman 600

QUALIFYING - BEST SECTORS

SECTOR 1			SECTOR 2			IDEAL / BEST COMPARISON						
POS	NO	NAME	TIME	NO	NAME	TIME	POS	NO	NAME	IDEAL	BEST	DIFF
									PERFECT LAP	48.880		
1	95	TRUELOVE	29.346	66	GOGGINS	19.534	1	95	TRUELOVE	48.889	48.889	0.000
2	57	PUTTRELL	29.617	95	TRUELOVE	19.543	2	57	PUTTRELL	49.238	49.238	0.000
3	5	DEAN	29.757	57	PUTTRELL	19.621	3	5	DEAN	49.416	49.568	0.152
4	52	PHILP	29.807	5	DEAN	19.659	4	66	GOGGINS	49.506	49.612	0.106
5	66	GOGGINS	29.972	14	BURRAGE	19.732	5	52	PHILP	49.612	49.636	0.024
6	14	BURRAGE	30.043	52	PHILP	19.805	6	14	BURRAGE	49.775	49.866	0.091
7	61	SAVAGE	30.147	61	SAVAGE	19.830	7	61	SAVAGE	49.977	49.977	0.000
8	96	TURNER	30.197	173	DRAPER	19.908	8	173	DRAPER	50.157	50.157	0.000
9	173	DRAPER	30.249	41	HARRIS	19.931	9	96	TURNER	50.214	50.214	0.000
10	41	HARRIS	30.348	74	MORPHETT	20.000	10	41	HARRIS	50.279	50.379	0.100
11	74	MORPHETT	30.609	96	TURNER	20.017	11	74	MORPHETT	50.609	50.726	0.117
12	79	WAKE	30.633	75	GALLAWAY	20.062	12	75	GALLAWAY	50.719	50.891	0.172
13	40	SHELVEY	30.653	40	SHELVEY	20.210	13	79	WAKE	50.853	51.094	0.241
14	75	GALLAWAY	30.657	79	WAKE	20.220	14	40	SHELVEY	50.863	50.920	0.057
15	21	TRUELOVE	30.932	59	TUCKER	20.317	15	21	TRUELOVE	51.480	51.644	0.164
16	54	BECK	31.171	422	DOOLAN	20.340	16	422	DOOLAN	51.696	52.024	0.328
17	8	NEWSTEAD	31.196	63	CIPRIANO	20.487	17	63	CIPRIANO	51.837	52.047	0.210
18	161	SMITH	31.316	31	FRANCIS	20.515	18	54	BECK	51.839	52.035	0.196
19	23	SMITH	31.336	23	SMITH	20.527	19	161	SMITH	51.846	51.868	0.022
20	63	CIPRIANO	31.350	161	SMITH	20.530	20	23	SMITH	51.863	51.863	0.000
21	422	DOOLAN	31.356	32	PIPER	20.534	21	8	NEWSTEAD	51.884	51.983	0.099
22	31	FRANCIS	31.511	21	TRUELOVE	20.548	22	59	TUCKER	51.975	52.109	0.134
23	59	TUCKER	31.658	54	BECK	20.668	23	31	FRANCIS	52.026	52.121	0.095
24	39	SMITH	31.767	8	NEWSTEAD	20.688	24	39	SMITH	52.521	52.839	0.318
25	32	PIPER	32.019	39	SMITH	20.754	25	32	PIPER	52.553	52.674	0.121
26	184	TWYFORD	32.130	131	SELWAY	20.777	26	184	TWYFORD	53.089	53.089	0.000
27	142	WHALLEY	32.415	142	WHALLEY	20.799	27	142	WHALLEY	53.214	53.233	0.019
28	34	GILBERT	32.450	184	TWYFORD	20.959	28	131	SELWAY	53.439	53.439	0.000
29	120	COMBRINCK	32.515	73	JORDAN	21.172	29	34	GILBERT	53.763	53.763	0.000
30	147	CHASTON	32.614	9	LAY	21.254	30	120	COMBRINCK	53.784	53.784	0.000
31	131	SELWAY	32.662	120	COMBRINCK	21.269	31	73	JORDAN	53.984	54.000	0.016
32	9	LAY	32.768	34	GILBERT	21.313	32	9	LAY	54.022	54.022	0.000
33	56	MILLS	32.803	147	CHASTON	21.486	33	147	CHASTON	54.100	54.178	0.078
34	73	JORDAN	32.812	56	MILLS	21.520	34	56	MILLS	54.323	54.564	0.241
35	174	SKEELS-PIGGINS	33.496	55	GARNER	21.716	35	174	SKEELS-PIGGINS	55.461	55.626	0.165
36	163	BLACKWELL	33.699	174	SKEELS-PIGGINS	21.965	36	55	GARNER	55.699	56.018	0.319
37	55	GARNER	33.983	163	BLACKWELL	22.321	37	163	BLACKWELL	56.020	56.465	0.445
38	22	CHISLETT-BRUCE	37.474	22	CHISLETT-BRUCE	23.809	38	22	CHISLETT-BRUCE	1:01.283	1:01.529	0.246

Weather / Track : Cloudy / Dry

Results can be found at www.tsl-timing.com

Brands Hatch Indy
Circuit Length = 1.2079 miles
Start: 11:20 Flag 11:33 End: 11:34

Printed - 11:35 Saturday, 28 March 2015

BMCRC - MRO Championships 2015 - Rnd 1 @ Brands Hatch Indy

Team Respro MRO 600 inc Clubman 600

RACE 8 - GRID

ROW 13			1:01.529 38 22 Owen CHISLETT-BRUCE	56.465 37 163 Simon BLACKWELL
ROW 12	56.018 36 55 Paul GARNER	55.626 35 174 Talan SKEELS-PIGGINS	54.564 34 56 Michael MILLS	
ROW 11		54.178 33 147 Sean CHASTON	54.022 32 9 Chris LAY	54.000 31 73 Sarah JORDAN
ROW 10	53.784 30 120 David COMBRINCK	53.763 29 34 Donald GILBERT	53.439 28 131 Emma SELWAY	
ROW 9		53.233 27 142 Mick WHALLEY	53.089 26 184 David TWYFORD	52.839 25 39 Shane SMITH
ROW 8	52.674 24 32 Mark PIPER	52.121 23 31 Ashley FRANCIS	52.109 22 59 Simon TUCKER	
ROW 7		52.047 21 63 Nico CIPRIANO	52.035 20 54 Christopher BECK	52.024 19 422 Ben DOOLAN
ROW 6	51.983 18 8 Grant NEWSTEAD	51.868 17 161 Ben SMITH	51.863 16 23 Tom SMITH	
ROW 5		51.644 15 21 Harry TRUELOVE	51.094 14 79 David WAKE	50.920 13 40 David SHELVEY
ROW 4	50.891 12 75 Paul GALLAWAY	50.726 11 74 Joe MORPHETT	50.379 10 41 Luke HARRIS	
ROW 3		50.214 9 96 Martin TURNER	50.157 8 173 Stephen DRAPER	49.977 7 61 Oilly SAVAGE
ROW 2	49.866 6 14 Chris BURRAGE	49.636 5 52 Tommy PHILP	49.612 4 66 Joe GOGGINS	
ROW 1		49.568 3 5 Tom DEAN	49.238 2 57 James PUTTRELL	48.889 1 95 Matt TRUELOVE

Pole

Brands Hatch Indy
Circuit Length = 1.2079 miles

These results are provisional until the conclusion of any judicial and technical matters.

Clerk Of Course :	Timekeeper :
-------------------	--------------

Results can be found at www.tsl-timing.com

Printed - 11:36 Saturday, 28 March 2015



BMCRC - MRO Championships 2015 - Rnd 1 @ Brands Hatch Indy

Team Respro MRO 600 inc Clubman 600

RACE 8 - CLASSIFICATION

POS	NO	CL	PIC NAME	ENTRY	LAPS	TIME	GAP	DIFF	MPH	BEST	ON
1	95		Matt TRUELOVE	Yamaha -	12	10:04.988			86.25	49.112	5
2	52		Tommy PHILP	Yamaha - Berkshire Motorcycles Ltd	12	10:07.808	2.820	2.820	85.85	49.771	7
3	14		Chris BURRAGE	Yamaha - Saracen Racing/Seton Tuning	12	10:07.818	2.830	0.010	85.85	49.545	3
4	57		James PUTTRELL	Yamaha - R H Logistics	12	10:08.872	3.884	1.054	85.70	49.705	5
5	66		Joe GOGGINS	Yamaha - Lexicon Racing	12	10:08.981	3.993	0.109	85.68	49.800	10
6	96		Martin TURNER	Yamaha -	12	10:18.212	13.224	9.231	84.40	50.472	6
7	61	C	Olly SAVAGE	Kawasaki - Validus-IVC Ltd	12	10:20.599	15.611	2.387	84.08	50.326	6
8	74	C	Joe MORPHETT	Yamaha -	12	10:21.181	16.193	0.582	84.00	50.669	9
9	173	C	Stephen DRAPER	Yamaha -	12	10:24.253	19.265	3.072	83.59	50.536	11
10	79	C	David WAKE	Yamaha -	12	10:24.570	19.582	0.317	83.55	50.965	7
11	75	C	Paul GALLAWAY	Yamaha - Cornerstone Garage	12	10:29.051	24.063	4.481	82.95	51.019	11
12	21	C	Harry TRUELOVE	Yamaha -	12	10:29.622	24.634	0.571	82.88	51.061	6
13	39		Shane SMITH	Triumph - Ridemoto.com	12	10:29.763	24.775	0.141	82.86	50.988	7
14	40		David SHELVEY	Suzuki -	12	10:30.058	25.070	0.295	82.82	51.267	6
15	23	C	Tom SMITH	Yamaha -	12	10:32.025	27.037	1.967	82.56	51.002	6
16	161	C	Ben SMITH	Yamaha -	12	10:34.160	29.172	2.135	82.28	51.767	5
17	8	C	Grant NEWSTEAD	Yamaha - Tinklers Motorcycles	12	10:37.002	32.014	2.842	81.91	51.779	9
18	184		David TWYFORD	Yamaha -	12	10:42.620	37.632	5.618	81.20	51.295	12
19	59	C	Simon TUCKER	Yamaha - Area Fifty One Racing	12	10:42.756	37.768	0.136	81.18	51.284	12
20	63	C	Nico CIPRIANO	Yamaha -	12	10:44.111	39.123	1.355	81.01	51.879	11
21	31	C	Ashley FRANCIS	Yamaha -	12	10:51.176	46.188	7.065	80.13	52.916	8
22	187	C	Michael HALL	Kawasaki -	12	10:55.413	50.425	4.237	79.61	53.060	10
23	120	C	David COMBRINCK	Kawasaki -	11	10:06.345	1 Lap	1 Lap	78.89	53.182	9
24	34		Donald GILBERT	Yamaha - QED RAVENOL	11	10:13.238	1 Lap	6.893	78.00	54.196	10
25	131	C	Emma SELWAY	Yamaha -	11	10:13.264	1 Lap	0.026	78.00	53.903	10
26	73		Sarah JORDAN	Triumph - Bernard Elliott Racing	11	10:13.635	1 Lap	0.371	77.95	54.201	10
27	9	C	Chris LAY	Yamaha -	11	10:14.765	1 Lap	1.130	77.80	54.542	9
28	56	C	Michael MILLS	Yamaha - Area Fifty One Racing	11	10:23.508	1 Lap	8.743	76.71	54.246	10
29	147	C	Sean CHASTON	Yamaha - Hyside Motorcycles	11	10:29.138	1 Lap	5.630	76.03	55.296	9
30	55	C	Paul GARNER	Yamaha - Area Fifty One Racing	11	10:30.639	1 Lap	1.501	75.85	55.456	9
31	174	C	Talan SKEELS-PIGGINS	Suzuki - McMillan Williams	11	10:41.260	1 Lap	10.621	74.59	56.063	6
32	163		Simon BLACKWELL	Kawasaki - SFC Racing	11	10:43.100	1 Lap	1.840	74.38	55.784	11

NOT CLASSIFIED

DNF	54	C	Christopher BECK	Suzuki - Area Fifty One Racing	6	5:17.568	6 Laps	5 Laps	82.16	50.436	6
DNF	41		Luke HARRIS	Kawasaki - Steve Jordan/Nexx/Forma/ELP	4	3:36.672	8 Laps	2 Laps	80.27	50.967	3
DNF	5		Tom DEAN	Yamaha - Performance Fitness Gym	0						
DNF	422	C	Ben DOOLAN	Yamaha - BD Plastering	0						
DNF	22	C	Owen CHISLETT-BRUCE	Yamaha - New Forest Chimney Sweeping	0						
DNF	32	C	Mark PIPER	Yamaha -	0						

FASTEST LAP

95			Matt TRUELOVE	Yamaha -	5	49.112		88.54 mph	142.49 kph		
61	C		Olly SAVAGE	Kawasaki - Validus-IVC Ltd	6	50.326		86.40 mph	139.06 kph		

Class - 90% of Race Speed = 77.62 mph
Class C - 90% of Race Speed = 75.67 mph

Brands Hatch Indy
Circuit Length = 1.2079 miles
Start: 15:00 Flag 15:10 End: 15:12

Weather / Track : Cloudy / Dry
These results are provisional until the conclusion of any judicial and technical matters.

Clerk Of Course :	Timekeeper :
-------------------	--------------

Results can be found at www.tsl-timing.com

Printed - 15:15 Saturday, 28 March 2015



BMCRC - MRO Championships 2015 - Rnd 1 @ Brands Hatch Indy

Team Respro MRO 600 inc Clubman 600

RACE 8 - LAP CHART

LAP 1 @ 15:01:27.117			LAP 2 @ 15:02:17.793			LAP 3 @ 15:03:07.236			LAP 4 @ 15:03:56.476			LAP 5 @ 15:04:45.588			LAP 6 @ 15:05:35.125			LAP 7 @ 15:06:24.526			LAP 8 @ 15:07:15.700			LAP 9 @ 15:08:05.045			LAP 10 @ 15:08:55.678								
NO	BEHIND	LAP TIME	NO	BEHIND	LAP TIME	NO	BEHIND	LAP TIME	NO	BEHIND	LAP TIME	NO	BEHIND	LAP TIME	NO	BEHIND	LAP TIME	NO	BEHIND	LAP TIME	NO	BEHIND	LAP TIME	NO	BEHIND	LAP TIME	NO	BEHIND	LAP TIME						
52		55.666	52		50.676	95		49.240	95		49.112	95		49.401	95		49.537	95		51.174	95		51.174	95		50.633	95		50.633						
66	0.080	55.746	95	0.180	49.905	52	1.669	50.033	52	2.684	50.127	52	3.454	49.771	52	4.428	50.624	52	4.463	54.679	52	4.428	50.624	52	4.428	50.624	52	4.428	50.624	52	4.428	50.624			
57	0.758	56.424	66	0.272	50.868	66	1.936	50.069	66	2.858	50.034	66	4.719	50.435	66	5.066	49.879	66	5.066	50.753	66	5.066	50.988	66	5.066	50.988	66	5.066	50.988	66	5.066	50.988			
95	0.951	56.617	14	0.995	50.300	174	2.5205	56.810	14	2.969	49.953	14	9.401	50.598	14	10.985	50.753	14	11.198	50.409	14	11.198	50.409	14	11.198	50.409	14	11.198	50.409	14	11.198	50.409			
14	1.371	57.037	57	1.183	51.101	147	25.323	56.742	57	3.640	49.705	57	14.338	51.416	57	18.394	50.988	57	20.018	51.793	57	20.018	51.793	57	20.018	51.793	57	20.018	51.793	57	20.018	51.793			
61	2.487	58.153	96	3.687	51.768	163	33.098	58.410	96	8.698	50.522	96	14.502	51.760	96	15.975	50.913	96	17.672	51.656	96	18.000	52.495	96	18.000	52.495	96	18.000	52.495	96	18.000	52.495	96	18.000	52.495
96	2.595	58.261	74	3.896	51.764				96	12.995	51.115	96	21.101	51.135	96	21.069	51.608	96	23.955	52.135	96	23.955	52.135	96	23.955	52.135	96	23.955	52.135	96	23.955	52.135			
74	2.808	58.474	61	4.353	52.542				173	13.101	51.135	173	13.101	51.135	173	13.833	50.965	173	15.957	50.913	173	17.672	51.656	173	18.000	52.495	173	18.000	52.495	173	18.000	52.495			
79	2.897	58.563	79	4.448	52.227				40	13.687	51.785	40	14.338	51.416	40	15.975	50.913	40	17.672	51.656	40	20.018	51.793	40	20.800	52.495	40	20.800	52.495	40	20.800	52.495			
41	3.858	59.524	41	4.685	51.503				21	14.338	51.416	21	14.338	51.416	21	18.069	51.608	21	23.955	52.135	21	20.018	51.793	21	23.955	52.135	21	23.955	52.135	21	23.955	52.135			
40	3.891	59.557	40	6.043	52.828				74	12.933	50.902	74	12.933	50.902	74	15.975	50.913	74	18.069	51.608	74	20.018	51.793	74	20.018	51.793	74	20.018	51.793	74	20.018	51.793			
75	4.306	59.972	75	6.219	52.589				39	15.081	51.782	39	15.081	51.782	39	18.394	50.988	39	21.069	51.608	39	23.955	52.135	39	23.955	52.135	39	23.955	52.135	39	23.955	52.135			
21	4.674	1:00.340	21	6.540	52.542				173	16.161	51.913	173	16.161	51.913	173	18.394	50.988	173	21.069	51.608	173	23.955	52.135	173	23.955	52.135	173	23.955	52.135	173	23.955	52.135			
173	4.883	1:00.549	54	6.835	52.475				8	18.808	52.330	8	18.808	52.330	8	20.018	51.793	8	23.955	52.135	8	20.018	51.793	8	23.955	52.135	8	23.955	52.135	8	23.955	52.135			
161	4.895	1:00.561	173	6.958	52.751				63	19.458	52.669	63	19.458	52.669	63	20.800	52.495	63	23.955	52.135	63	20.800	52.495	63	23.955	52.135	63	23.955	52.135	63	23.955	52.135			
54	5.036	1:00.702	161	7.206	52.987				173	24.130	54.217	173	24.130	54.217	173	25.518	52.657	173	28.856	52.335	173	25.518	52.657	173	28.856	52.335	173	28.856	52.335	173	28.856	52.335			
39	5.823	1:01.489	39	7.300	52.153				40	24.445	53.665	40	24.445	53.665	40	28.856	52.335	40	29.287	52.452	40	25.518	52.657	40	29.287	52.452	40	29.287	52.452	40	29.287	52.452			
63	5.970	1:01.636	63	8.143	52.753				21	25.518	53.067	21	25.518	53.067	21	33.079	54.209	21	29.287	52.452	21	33.079	54.209	21	33.079	54.209	21	33.079	54.209						
23	6.066	1:01.732	63	8.903	53.609				173	31.213	55.217	173	31.213	55.217	173	33.363	54.640	173	33.079	54.209	173	33.363	54.640	173	33.363	54.640	173	33.363	54.640						
8	6.086	1:01.752	8	9.099	53.689				34	30.795	55.375	34	30.795	55.375	34	39.038	54.210	34	33.363	54.640	34	33.363	54.640	34	39.038	54.210	34	39.038	54.210						
59	6.687	1:02.353	59	9.897	53.886				131	31.213	55.217	131	31.213	55.217	131	41.434	54.968	131	39.038	54.210	131	41.434	54.968	131	41.434	54.968	131	41.434	54.968						
31	6.982	1:02.648	187	10.391	53.938				8	32.039	55.067	8	32.039	55.067	8	41.649	54.927	8	41.434	54.968	8	41.649	54.927	8	41.649	54.927	8	41.649	54.927						
187	7.129	1:02.795	31	11.457	55.151				56	38.350	56.299	56	38.350	56.299	56	41.812	54.641	56	41.649	54.927	56	41.812	54.641	56	41.812	54.641	56	41.812	54.641						
34	7.623	1:03.289	34	12.545	55.598				174	39.286	56.148	174	39.286	56.148	174	42.463	54.679	174	41.812	54.641	174	42.463	54.679	174	42.463	54.679	174	42.463	54.679						
184	7.705	1:03.371	184	12.651	55.622				174	39.493	56.304	174	39.493	56.304	174	42.463	54.679	174	42.463	54.679	174	42.463	54.679	174	42.463	54.679									
120	8.623	1:04.289	120	12.651	55.622				174	39.493	56.304	174	39.493	56.304	174	42.463	54.679	174	42.463	54.679	174	42.463	54.679	174	42.463	54.679									
131	8.973	1:04.639	131	12.651	55.622				174	39.493	56.304	174	39.493	56.304	174	42.463	54.679	174	42.463	54.679	174	42.463	54.679	174	42.463	54.679									
73	9.381	1:05.047	73	12.651	55.622				174	39.493	56.304	174	39.493	56.304	174	42.463	54.679	174	42.463	54.679	174	42.463	54.679	174	42.463	54.679									
9	9.727	1:05.393	9	12.651	55.622				174	39.493	56.304	174	39.493	56.304	174	42.463	54.679	174	42.463	54.679	174	42.463	54.679	174	42.463	54.679									
56	10.738	1:06.404	56	12.651	55.622				174	39.493	56.304	174	39.493	56.304	174	42.463	54.679	174	42.463	54.679	174	42.463	54.679	174	42.463	54.679									
55	11.258	1:06.924	55	12.651	55.622				174	39.493	56.304	174	39.493	56.304	174	42.463	54.679	174	42.463	54.679	174	42.463	54.679	174	42.463	54.679									
174	11.761	1:07.427	174	12.651	55.622				174	39.493	56.304	174	39.493	56.304	174	42.463	54.679	174	42.463	54.679	174	42.463	54.679	174	42.463	54.679									
147	12.013	1:07.679	147	12.651	55.622				174	39.493	56.304	174	39.493	56.304	174	42.463	54.679	174	42.463	54.679	174	42.463	54.679	174	42.463	54.679									
163	16.198	1:11.864	163	12.651	55.622				174	39.493	56.304	174	39.493	56.304	174	42.463	54.679	174	42.463	54.679	174	42.463	54.679	174	42.463	54.679									

Weather / Track : Cloudy / Dry

Brands Hatch Indy
 Circuit Length = 1.2079 miles
 Start: 15:00 Flag 15:10 End: 15:12

BMCRC - MRO Championships 2015 - Rnd 1 @ Brands Hatch Indy

Team Respro MRO 600 inc Clubman 600

RACE 8 - LAP CHART

131	1 Lap	54.704
73	1 Lap	54.793
9	1 Lap	54.542
52	2.683	49.950
14	3.446	49.818
66	4.616	49.800
57	4.800	49.705
56	1 Lap	54.888
55	1 Lap	55.456
96	12.653	50.884
147	1 Lap	55.296
61	14.001	50.673
74	14.486	50.723
79	17.788	51.563
173	18.726	51.116
21	22.016	51.662
75	22.118	52.237
39	22.439	51.978
40	22.901	52.662
174	1 Lap	58.209
23	24.113	51.973
161	26.033	52.520
163	1 Lap	56.217
8	28.695	52.123
184	35.174	52.736
59	35.336	51.954
63	36.113	55.987
31	40.725	52.951
187	42.605	53.060
120	48.513	53.652

LAP 12 @ 15:10:36.439		
NO	BEHIND	LAP TIME

95		50.683
120	1 Lap	53.605
14	2.800	49.564
52	2.820	49.875
57	3.884	49.825
66	3.993	50.182
34	1 Lap	55.135
131	1 Lap	55.018
73	1 Lap	54.675
9	1 Lap	54.639
96	13.224	50.615
61	15.611	51.245
74	16.193	51.114
56	1 Lap	54.285
173	19.265	50.764
79	19.582	51.267
75	24.063	51.687
147	1 Lap	55.384
21	24.634	51.662
39	24.775	51.619
40	25.070	51.510
55	1 Lap	57.160
23	27.037	51.838
161	29.172	51.939
8	32.014	51.969
174	1 Lap	57.083
184	37.632	51.295
59	37.768	51.284
163	1 Lap	55.784
63	39.123	51.892
31	46.188	53.177
187	50.425	54.430

LAP 11 @ 15:09:45.756

NO	BEHIND	LAP TIME
----	--------	----------

95		50.078
52	3.628	51.023
34	1 Lap	54.196
14	3.919	50.551
131	1 Lap	53.903
66	4.494	49.956
73	1 Lap	54.201
57	4.742	50.020
9	1 Lap	54.828
96	13.292	50.717
56	1 Lap	54.246
61	15.049	51.126
74	15.762	51.354
79	18.998	51.288
55	1 Lap	56.711
173	19.184	50.536
147	1 Lap	56.396
75	23.059	51.019
21	23.655	51.717
39	23.839	51.478
40	24.243	51.420
23	25.882	51.847
161	27.916	51.961
174	1 Lap	56.805
8	30.728	52.111
163	1 Lap	56.466
184	37.020	51.924
59	37.167	51.909
63	37.914	51.879
31	43.694	53.047
187	46.678	54.151

Weather / Track : Cloudy / Dry

BMCRC - MRO Championships 2015 - Rnd 1 @ Brands Hatch Indy

Team Respro MRO 600 inc Clubman 600

RACE 8 - SECTOR ANALYSIS

SECTOR 1 = FL to I1, SECTOR 2 = I1 to I2, SECTOR 3 = I2 to FL, DIFF = Difference To Personal Best Lap

P1 95		Matt TRUELOVE		Yamaha -		
IDEAL LAP TIME : 49.108		BEST LAP TIME : 49.112		DIFFERENCE : 0.004		
LAP	SECTOR 1	SECTOR 2	LAP TIME	MPH	DIFF	TIME OF DAY
1 -		20.437	56.617	76.80	7.505	15:01:28.068
2 -	30.216	19.689	49.905	87.13	0.793	15:02:17.973
3 -	29.636	19.627	49.263 (3)	88.27	0.151	15:03:07.236
4 -	29.659	19.581	49.240 (2)	88.31	0.128	15:03:56.476
5 -	29.527	19.585	49.112 (1)	88.54		15:04:45.588
6 -	29.766	19.771	49.537	87.78	0.425	15:05:35.125
7 -	29.651	19.750	49.401	88.02	0.289	15:06:24.526
8 -	30.622	20.552	51.174	84.97	2.062	15:07:15.700
9 -	29.753	19.592	49.345	88.12	0.233	15:08:05.045
10 -	30.160	20.473	50.633	85.88	1.521	15:08:55.678
11 -	30.074	20.004	50.078	86.83	0.966	15:09:45.756
12 -	30.415	20.268	50.683	85.80	1.571	15:10:36.439

P2 52		Tommy PHILP		Yamaha - Berkshire Motorcycles Ltd		
IDEAL LAP TIME : 49.742		BEST LAP TIME : 49.771		DIFFERENCE : 0.029		
LAP	SECTOR 1	SECTOR 2	LAP TIME	MPH	DIFF	TIME OF DAY
1 -		20.356	55.666	78.11	5.895	15:01:27.117
2 -	30.483	20.193	50.676	85.81	0.905	15:02:17.793
3 -	30.379	19.940	50.319	86.42	0.548	15:03:08.112
4 -	30.031	20.002	50.033	86.91	0.262	15:03:58.145
5 -	30.062	20.065	50.127	86.75	0.356	15:04:48.272
6 -	29.985	19.952	49.937 (3)	87.08	0.166	15:05:38.209
7 -	29.840	19.931	49.771 (1)	87.37		15:06:27.980
8 -	30.075	19.910	49.985	86.99	0.214	15:07:17.965
9 -	30.544	19.902	50.446	86.20	0.675	15:08:08.411
10 -	30.006	19.944	49.950	87.05	0.179	15:08:58.361
11 -	30.564	20.459	51.023	85.22	1.252	15:09:49.384
12 -	29.955	19.920	49.875 (2)	87.19	0.104	15:10:39.259

P3 14		Chris BURRAGE		Yamaha - Saracen Racing/Seton Tuning		
IDEAL LAP TIME : 49.409		BEST LAP TIME : 49.545		DIFFERENCE : 0.136		
LAP	SECTOR 1	SECTOR 2	LAP TIME	MPH	DIFF	TIME OF DAY
1 -		20.056	57.037	76.24	7.492	15:01:28.488
2 -	30.747	19.553	50.300	86.45	0.755	15:02:18.788
3 -	30.009	19.536	49.545 (1)	87.77		15:03:08.333
4 -	30.501	19.770	50.271	86.50	0.726	15:03:58.604
5 -	30.150	19.803	49.953	87.05	0.408	15:04:48.557
6 -	30.242	19.531	49.773	87.36	0.228	15:05:38.330
7 -	30.717	19.907	50.624	85.90	1.079	15:06:28.954
8 -	30.019	19.603	49.622 (3)	87.63	0.077	15:07:18.576
9 -	31.080	19.650	50.730	85.72	1.185	15:08:09.306
10 -	30.038	19.780	49.818	87.28	0.273	15:08:59.124
11 -	30.593	19.958	50.551	86.02	1.006	15:09:49.675
12 -	29.878	19.686	49.564 (2)	87.73	0.019	15:10:39.239

P4 57		James PUTTRELL		Yamaha - R H Logistics		
IDEAL LAP TIME : 49.605		BEST LAP TIME : 49.705		DIFFERENCE : 0.100		
LAP	SECTOR 1	SECTOR 2	LAP TIME	MPH	DIFF	TIME OF DAY
1 -		20.351	56.424	77.06	6.719	15:01:27.875
2 -	31.049	20.052	51.101	85.09	1.396	15:02:18.976
3 -	30.697	19.966	50.663	85.83	0.958	15:03:09.639
4 -	30.154	19.730	49.884	87.17	0.179	15:03:59.523
5 -	29.956	19.749	49.705 (1)	87.48		15:04:49.228
6 -	30.697	19.788	50.485	86.13	0.780	15:05:39.713
7 -	29.990	19.889	49.879	87.18	0.174	15:06:29.592
8 -	30.095	19.908	50.003	86.96	0.298	15:07:19.595
9 -	31.034	20.144	51.178	84.97	1.473	15:08:10.773

Weather / Track : Cloudy / Dry

Brands Hatch Indy
Circuit Length = 1.2079 miles
Start: 15:00 Flag 15:10 End: 15:12

BMCRC - MRO Championships 2015 - Rnd 1 @ Brands Hatch Indy

Team Respro MRO 600 inc Clubman 600

RACE 8 - SECTOR ANALYSIS

SECTOR 1 = FL to I1, SECTOR 2 = I1 to I2, SECTOR 3 = I2 to FL, DIFF = Difference To Personal Best Lap

10 -	29.916	19.789	49.705 (1)	87.48		15:09:00.478
11 -	30.115	19.905	50.020	86.93	0.315	15:09:50.498
12 -	30.136	19.689	49.825 (3)	87.27	0.120	15:10:40.323

P5 66		Joe GOGGINS		Yamaha - Lexicon Racing			
IDEAL LAP TIME : 49.757		BEST LAP TIME : 49.800		DIFFERENCE : 0.043			
LAP	SECTOR 1	SECTOR 2	LAP TIME	MPH	DIFF	TIME OF DAY	
1 -		20.204	55.746	78.00	5.946	15:01:27.197	
2 -	30.808	20.060	50.868	85.48	1.068	15:02:18.065	
3 -	30.411	19.867	50.278	86.49	0.478	15:03:08.343	
4 -	30.234	19.835	50.069	86.85	0.269	15:03:58.412	
5 -	30.203	19.831	50.034	86.91	0.234	15:04:48.446	
6 -	30.576	19.788	50.364	86.34	0.564	15:05:38.810	
7 -	30.518	19.917	50.435	86.22	0.635	15:06:29.245	
8 -	30.204	19.796	50.000 (3)	86.97	0.200	15:07:19.245	
9 -	30.924	20.325	51.249	84.85	1.449	15:08:10.494	
10 -	29.969	19.831	49.800 (1)	87.32		15:09:00.294	
11 -	30.099	19.857	49.956 (2)	87.04	0.156	15:09:50.250	
12 -	30.352	19.830	50.182	86.65	0.382	15:10:40.432	

P6 96		Martin TURNER		Yamaha -			
IDEAL LAP TIME : 50.395		BEST LAP TIME : 50.472		DIFFERENCE : 0.077			
LAP	SECTOR 1	SECTOR 2	LAP TIME	MPH	DIFF	TIME OF DAY	
1 -		20.766	58.261	74.63	7.789	15:01:29.712	
2 -	31.183	20.585	51.768	84.00	1.296	15:02:21.480	
3 -	30.887	20.336	51.223	84.89	0.751	15:03:12.703	
4 -	30.858	20.203	51.061	85.16	0.589	15:04:03.764	
5 -	30.317	20.205	50.522 (2)	86.07	0.050	15:04:54.286	
6 -	30.343	20.129	50.472 (1)	86.15		15:05:44.758	
7 -	30.513	20.240	50.753	85.68	0.281	15:06:35.511	
8 -	30.850	20.303	51.153	85.01	0.681	15:07:26.664	
9 -	30.309	20.474	50.783	85.63	0.311	15:08:17.447	
10 -	30.503	20.381	50.884	85.46	0.412	15:09:08.331	
11 -	30.631	20.086	50.717	85.74	0.245	15:09:59.048	
12 -	30.516	20.099	50.615 (3)	85.91	0.143	15:10:49.663	

P7 61 C		Oily SAVAGE		Kawasaki - Validus-IVC Ltd			
IDEAL LAP TIME : 50.278		BEST LAP TIME : 50.326		DIFFERENCE : 0.048			
LAP	SECTOR 1	SECTOR 2	LAP TIME	MPH	DIFF	TIME OF DAY	
1 -		20.756	58.153	74.77	7.827	15:01:29.604	
2 -	32.107	20.435	52.542	82.76	2.216	15:02:22.146	
3 -	31.048	19.994	51.042	85.19	0.716	15:03:13.188	
4 -	31.089	20.114	51.203	84.92	0.877	15:04:04.391	
5 -	30.545	20.053	50.598 (3)	85.94	0.272	15:04:54.989	
6 -	30.488	19.838	50.326 (1)	86.40		15:05:45.315	
7 -	30.440	19.969	50.409 (2)	86.26	0.083	15:06:35.724	
8 -	31.588	20.386	51.974	83.66	1.648	15:07:27.698	
9 -	30.881	20.427	51.308	84.75	0.982	15:08:19.006	
10 -	30.617	20.056	50.673	85.81	0.347	15:09:09.679	
11 -	31.159	19.967	51.126	85.05	0.800	15:10:00.805	
12 -	31.149	20.096	51.245	84.85	0.919	15:10:52.050	

P8 74 C		Joe MORPHETT		Yamaha -			
IDEAL LAP TIME : 50.420		BEST LAP TIME : 50.669		DIFFERENCE : 0.249			
LAP	SECTOR 1	SECTOR 2	LAP TIME	MPH	DIFF	TIME OF DAY	
1 -		20.574	58.474	74.36	7.805	15:01:29.925	
2 -	31.213	20.551	51.764	84.00	1.095	15:02:21.689	
3 -	30.818	20.427	51.245	84.85	0.576	15:03:12.934	
4 -	30.960	20.396	51.356	84.67	0.687	15:04:04.290	
5 -	30.960	20.313	51.273	84.81	0.604	15:04:55.563	

Weather / Track : Cloudy / Dry

Brands Hatch Indy

Circuit Length = 1.2079 miles

Start: 15:00 Flag 15:10 End: 15:12

BMCRC - MRO Championships 2015 - Rnd 1 @ Brands Hatch Indy

Team Respro MRO 600 inc Clubman 600

RACE 8 - SECTOR ANALYSIS

SECTOR 1 = FL to I1, SECTOR 2 = I1 to I2, SECTOR 3 = I2 to FL, DIFF = Difference To Personal Best Lap

6 -	30.903	20.091	50.994	85.27	0.325	15:05:46.557
7 -	30.692	20.210	50.902 (3)	85.43	0.233	15:06:37.459
8 -	30.938	20.375	51.313	84.74	0.644	15:07:28.772
9 -	30.388	20.281	50.669 (1)	85.82		15:08:19.441
10 -	30.630	20.093	50.723 (2)	85.73	0.054	15:09:10.164
11 -	31.217	20.137	51.354	84.67	0.685	15:10:01.518
12 -	31.082	20.032	51.114	85.07	0.445	15:10:52.632

P9 173 C Stephen DRAPER			Yamaha -			
IDEAL LAP TIME : 50.369		BEST LAP TIME : 50.536		DIFFERENCE : 0.167		
LAP	SECTOR 1	SECTOR 2	LAP TIME	MPH	DIFF	TIME OF DAY
1 -		21.472	1:00.549	71.81	10.013	15:01:32.000
2 -	32.156	20.595	52.751	82.43	2.215	15:02:24.751
3 -	31.241	20.446	51.687	84.13	1.151	15:03:16.438
4 -	30.751	20.365	51.116	85.07	0.580	15:04:07.554
5 -	30.796	20.339	51.135	85.04	0.599	15:04:58.689
6 -	30.708	20.173	50.881 (3)	85.46	0.345	15:05:49.570
7 -	30.734	20.179	50.913	85.41	0.377	15:06:40.483
8 -	30.738	20.221	50.959	85.33	0.423	15:07:31.442
9 -	31.665	20.181	51.846	83.87	1.310	15:08:23.288
10 -	31.073	20.043	51.116	85.07	0.580	15:09:14.404
11 -	30.326	20.210	50.536 (1)	86.04		15:10:04.940
12 -	30.687	20.077	50.764 (2)	85.66	0.228	15:10:55.704

P10 79 C David WAKE			Yamaha -			
IDEAL LAP TIME : 50.913		BEST LAP TIME : 50.965		DIFFERENCE : 0.052		
LAP	SECTOR 1	SECTOR 2	LAP TIME	MPH	DIFF	TIME OF DAY
1 -		20.643	58.563	74.25	7.598	15:01:30.014
2 -	31.862	20.365	52.227	83.26	1.262	15:02:22.241
3 -	31.254	20.256	51.510	84.42	0.545	15:03:13.751
4 -	31.064	20.218	51.282	84.79	0.317	15:04:05.033
5 -	30.808	20.173	50.981 (2)	85.29	0.016	15:04:56.014
6 -	30.880	20.500	51.380	84.63	0.415	15:05:47.394
7 -	30.860	20.105	50.965 (1)	85.32		15:06:38.359
8 -	31.121	20.792	51.913	83.76	0.948	15:07:30.272
9 -	31.124	20.507	51.631	84.22	0.666	15:08:21.903
10 -	31.279	20.284	51.563	84.33	0.598	15:09:13.466
11 -	30.849	20.439	51.288	84.78	0.323	15:10:04.754
12 -	30.867	20.400	51.267 (3)	84.82	0.302	15:10:56.021

P11 75 C Paul GALLAWAY			Yamaha - Cornerstone Garage			
IDEAL LAP TIME : 50.919		BEST LAP TIME : 51.019		DIFFERENCE : 0.100		
LAP	SECTOR 1	SECTOR 2	LAP TIME	MPH	DIFF	TIME OF DAY
1 -		21.554	59.972	72.50	8.953	15:01:31.423
2 -	31.887	20.702	52.589	82.69	1.570	15:02:24.012
3 -	31.959	20.395	52.354	83.06	1.335	15:03:16.366
4 -	31.207	20.757	51.964	83.68	0.945	15:04:08.330
5 -	31.467	20.293	51.760	84.01	0.741	15:05:00.090
6 -	31.101	20.377	51.478	84.47	0.459	15:05:51.568
7 -	30.786	20.413	51.199 (2)	84.93	0.180	15:06:42.767
8 -	30.987	20.259	51.246 (3)	84.85	0.227	15:07:34.013
9 -	30.863	20.683	51.546	84.36	0.527	15:08:25.559
10 -	30.858	21.379	52.237	83.24	1.218	15:09:17.796
11 -	30.886	20.133	51.019 (1)	85.23		15:10:08.815
12 -	30.895	20.792	51.687	84.13	0.668	15:11:00.502

P12 21 C Harry TRUELOVE			Yamaha -			
IDEAL LAP TIME : 50.963		BEST LAP TIME : 51.061		DIFFERENCE : 0.098		
LAP	SECTOR 1	SECTOR 2	LAP TIME	MPH	DIFF	TIME OF DAY
1 -		21.395	1:00.340	72.06	9.279	15:01:31.791

Weather / Track : Cloudy / Dry

Brands Hatch Indy
Circuit Length = 1.2079 miles
Start: 15:00 Flag 15:10 End: 15:12

BMCRC - MRO Championships 2015 - Rnd 1 @ Brands Hatch Indy

Team Respro MRO 600 inc Clubman 600

RACE 8 - SECTOR ANALYSIS

SECTOR 1 = FL to I1, SECTOR 2 = I1 to I2, SECTOR 3 = I2 to FL, DIFF = Difference To Personal Best Lap

2 -	31.767	20.775	52.542	82.76	1.481	15:02:24.333
3 -	31.497	20.362	51.859	83.85	0.798	15:03:16.192
4 -	31.700	20.618	52.318	83.11	1.257	15:04:08.510
5 -	31.076	20.340	51.416 (2)	84.57	0.355	15:04:59.926
6 -	30.820	20.241	51.061 (1)	85.16		15:05:50.987
7 -	31.305	20.303	51.608	84.26	0.547	15:06:42.595
8 -	31.577	20.289	51.866	83.84	0.805	15:07:34.461
9 -	31.027	20.544	51.571 (3)	84.32	0.510	15:08:26.032
10 -	31.019	20.643	51.662	84.17	0.601	15:09:17.694
11 -	31.345	20.372	51.717	84.08	0.656	15:10:09.411
12 -	30.722	20.940	51.662	84.17	0.601	15:11:01.073

P13 39	Shane SMITH	Triumph - Ridemoto.com
IDEAL LAP TIME : 50.988	BEST LAP TIME : 50.988	DIFFERENCE : 0.000

LAP	SECTOR 1	SECTOR 2	LAP TIME	MPH	DIFF	TIME OF DAY
1 -		21.323	1:01.489	70.72	10.501	15:01:32.940
2 -	31.707	20.446	52.153	83.38	1.165	15:02:25.093
3 -	31.588	20.440	52.028	83.58	1.040	15:03:17.121
4 -	31.329	20.437	51.766	84.00	0.778	15:04:08.887
5 -	31.584	20.198	51.782	83.97	0.794	15:05:00.669
6 -	30.995	20.268	51.263 (2)	84.82	0.275	15:05:51.932
7 -	30.792	20.196	50.988 (1)	85.28		15:06:42.920
8 -	31.384	20.235	51.619	84.24	0.631	15:07:34.539
9 -	31.170	20.430	51.600	84.27	0.612	15:08:26.139
10 -	31.434	20.544	51.978	83.66	0.990	15:09:18.117
11 -	31.274	20.204	51.478 (3)	84.47	0.490	15:10:09.595
12 -	30.896	20.723	51.619	84.24	0.631	15:11:01.214

P14 40	David SHELVEY	Suzuki -
IDEAL LAP TIME : 51.162	BEST LAP TIME : 51.267	DIFFERENCE : 0.105

LAP	SECTOR 1	SECTOR 2	LAP TIME	MPH	DIFF	TIME OF DAY
1 -		21.261	59.557	73.01	8.290	15:01:31.008
2 -	32.160	20.668	52.828	82.31	1.561	15:02:23.836
3 -	31.442	20.526	51.968	83.67	0.701	15:03:15.804
4 -	31.060	20.626	51.686	84.13	0.419	15:04:07.490
5 -	31.395	20.390	51.785	83.97	0.518	15:04:59.275
6 -	31.012	20.255	51.267 (1)	84.82		15:05:50.542
7 -	31.242	20.414	51.656	84.18	0.389	15:06:42.198
8 -	31.430	20.303	51.733	84.05	0.466	15:07:33.931
9 -	31.313	20.673	51.986	83.64	0.719	15:08:25.917
10 -	31.391	21.271	52.662	82.57	1.395	15:09:18.579
11 -	31.134	20.286	51.420 (2)	84.57	0.153	15:10:09.999
12 -	30.907	20.603	51.510 (3)	84.42	0.243	15:11:01.509

P15 23 C	Tom SMITH	Yamaha -
IDEAL LAP TIME : 51.002	BEST LAP TIME : 51.002	DIFFERENCE : 0.000

LAP	SECTOR 1	SECTOR 2	LAP TIME	MPH	DIFF	TIME OF DAY
1 -		21.681	1:01.732	70.44	10.730	15:01:33.183
2 -	31.987	20.766	52.753	82.43	1.751	15:02:25.936
3 -	31.695	20.317	52.012	83.60	1.010	15:03:17.948
4 -	31.336	20.552	51.888	83.80	0.886	15:04:09.836
5 -	31.509	20.404	51.913	83.76	0.911	15:05:01.749
6 -	30.860	20.142	51.002 (1)	85.26		15:05:52.751
7 -	31.407	20.386	51.793	83.96	0.791	15:06:44.544
8 -	31.228	20.479	51.707 (3)	84.10	0.705	15:07:36.251
9 -	31.205	20.362	51.567 (2)	84.32	0.565	15:08:27.818
10 -	31.616	20.357	51.973	83.67	0.971	15:09:19.791
11 -	31.512	20.335	51.847	83.87	0.845	15:10:11.638
12 -	31.287	20.551	51.838	83.88	0.836	15:11:03.476

Weather / Track : Cloudy / Dry

Brands Hatch Indy
Circuit Length = 1.2079 miles
Start: 15:00 Flag 15:10 End: 15:12

BMCRC - MRO Championships 2015 - Rnd 1 @ Brands Hatch Indy

Team Respro MRO 600 inc Clubman 600

RACE 8 - SECTOR ANALYSIS

SECTOR 1 = FL to I1, SECTOR 2 = I1 to I2, SECTOR 3 = I2 to FL, DIFF = Difference To Personal Best Lap

P16 161 C		Ben SMITH		Yamaha -		
IDEAL LAP TIME : 51.624		BEST LAP TIME : 51.767		DIFFERENCE : 0.143		
LAP	SECTOR 1	SECTOR 2	LAP TIME	MPH	DIFF	TIME OF DAY
1 -		21.252	1:00.561	71.80	8.794	15:01:32.012
2 -	32.403	20.584	52.987	82.06	1.220	15:02:24.999
3 -	31.610	20.331	51.941	83.72	0.174	15:03:16.940
4 -	31.293	20.514	51.807 (2)	83.93	0.040	15:04:08.747
5 -	31.336	20.431	51.767 (1)	84.00		15:05:00.514
6 -	31.739	20.578	52.317	83.12	0.550	15:05:52.831
7 -	31.918	20.577	52.495	82.83	0.728	15:06:45.326
8 -	31.368	20.593	51.961	83.68	0.194	15:07:37.287
9 -	31.440	20.464	51.904 (3)	83.78	0.137	15:08:29.191
10 -	31.745	20.775	52.520	82.79	0.753	15:09:21.711
11 -	31.477	20.484	51.961	83.68	0.194	15:10:13.672
12 -	31.367	20.572	51.939	83.72	0.172	15:11:05.611

P17 8 C		Grant NEWSTEAD		Yamaha - Tinklers Motorcycles		
IDEAL LAP TIME : 51.750		BEST LAP TIME : 51.779		DIFFERENCE : 0.029		
LAP	SECTOR 1	SECTOR 2	LAP TIME	MPH	DIFF	TIME OF DAY
1 -		21.645	1:01.752	70.41	9.973	15:01:33.203
2 -	32.642	21.047	53.689	80.99	1.910	15:02:26.892
3 -	31.859	20.670	52.529	82.78	0.750	15:03:19.421
4 -	31.704	20.941	52.645	82.60	0.866	15:04:12.066
5 -	31.585	20.745	52.330	83.09	0.551	15:05:04.396
6 -	31.151	20.799	51.950 (2)	83.70	0.171	15:05:56.346
7 -	31.351	20.784	52.135	83.41	0.356	15:06:48.481
8 -	31.148	20.842	51.990	83.64	0.211	15:07:40.471
9 -	31.177	20.602	51.779 (1)	83.98		15:08:32.250
10 -	31.335	20.788	52.123	83.42	0.344	15:09:24.373
11 -	31.403	20.708	52.111	83.44	0.332	15:10:16.484
12 -	31.341	20.628	51.969 (3)	83.67	0.190	15:11:08.453

P18 184		David TWYFORD		Yamaha -		
IDEAL LAP TIME : 51.295		BEST LAP TIME : 51.295		DIFFERENCE : 0.000		
LAP	SECTOR 1	SECTOR 2	LAP TIME	MPH	DIFF	TIME OF DAY
1 -		21.727	1:03.371	68.62	12.076	15:01:34.822
2 -	33.728	21.894	55.622	78.18	4.327	15:02:30.444
3 -	32.522	20.726	53.248	81.66	1.953	15:03:23.692
4 -	32.038	20.573	52.611	82.65	1.316	15:04:16.303
5 -	31.924	21.222	53.146	81.82	1.851	15:05:09.449
6 -	31.305	20.607	51.912 (3)	83.76	0.617	15:06:01.361
7 -	31.557	20.895	52.452	82.90	1.157	15:06:53.813
8 -	31.641	20.791	52.432	82.93	1.137	15:07:46.245
9 -	31.471	20.400	51.871 (2)	83.83	0.576	15:08:38.116
10 -	31.784	20.952	52.736	82.45	1.441	15:09:30.852
11 -	31.371	20.553	51.924	83.74	0.629	15:10:22.776
12 -	30.936	20.359	51.295 (1)	84.77		15:11:14.071

P19 59 C		Simon TUCKER		Yamaha - Area Fifty One Racing		
IDEAL LAP TIME : 51.284		BEST LAP TIME : 51.284		DIFFERENCE : 0.000		
LAP	SECTOR 1	SECTOR 2	LAP TIME	MPH	DIFF	TIME OF DAY
1 -		21.638	1:02.353	69.74	11.069	15:01:33.804
2 -	32.873	21.013	53.886	80.70	2.602	15:02:27.690
3 -	33.144	21.249	54.393	79.94	3.109	15:03:22.083
4 -	32.386	21.152	53.538	81.22	2.254	15:04:15.621
5 -	32.285	20.782	53.067	81.94	1.783	15:05:08.688
6 -	31.690	20.669	52.359	83.05	1.075	15:06:01.047
7 -	31.815	20.520	52.335	83.09	1.051	15:06:53.382
8 -	31.896	20.858	52.754	82.43	1.470	15:07:46.136
9 -	32.280	20.644	52.924	82.16	1.640	15:08:39.060

Weather / Track : Cloudy / Dry

Brands Hatch Indy
Circuit Length = 1.2079 miles
Start: 15:00 Flag 15:10 End: 15:12

BMCRC - MRO Championships 2015 - Rnd 1 @ Brands Hatch Indy

Team Respro MRO 600 inc Clubman 600

RACE 8 - SECTOR ANALYSIS

SECTOR 1 = FL to I1, SECTOR 2 = I1 to I2, SECTOR 3 = I2 to FL, DIFF = Difference To Personal Best Lap

10 -	31.428	20.526	51.954 (3)	83.70	0.670	15:09:31.014
11 -	31.450	20.459	51.909 (2)	83.77	0.625	15:10:22.923
12 -	30.965	20.319	51.284 (1)	84.79		15:11:14.207

P20 63 C Nico CIPRIANO			Yamaha -			
IDEAL LAP TIME : 51.809		BEST LAP TIME : 51.879		DIFFERENCE : 0.070		
LAP	SECTOR 1	SECTOR 2	LAP TIME	MPH	DIFF	TIME OF DAY
1 -		21.805	1:01.636	70.55	9.757	15:01:33.087
2 -	32.596	21.013	53.609	81.11	1.730	15:02:26.696
3 -	31.808	20.868	52.676	82.55	0.797	15:03:19.372
4 -	31.941	21.064	53.005	82.04	1.126	15:04:12.377
5 -	31.629	21.040	52.669	82.56	0.790	15:05:05.046
6 -	31.517	20.824	52.341 (3)	83.08	0.462	15:05:57.387
7 -	31.610	21.047	52.657	82.58	0.778	15:06:50.044
8 -	31.746	20.751	52.497	82.83	0.618	15:07:42.541
9 -	32.036	21.227	53.263	81.64	1.384	15:08:35.804
10 -	34.873	21.114	55.987	77.67	4.108	15:09:31.791
11 -	31.102	20.777	51.879 (1)	83.82		15:10:23.670
12 -	31.185	20.707	51.892 (2)	83.80	0.013	15:11:15.562

P21 31 C Ashley FRANCIS			Yamaha -			
IDEAL LAP TIME : 52.759		BEST LAP TIME : 52.916		DIFFERENCE : 0.157		
LAP	SECTOR 1	SECTOR 2	LAP TIME	MPH	DIFF	TIME OF DAY
1 -		21.713	1:02.648	69.41	9.732	15:01:34.099
2 -	33.594	21.557	55.151	78.84	2.235	15:02:29.250
3 -	33.048	20.984	54.032	80.48	1.116	15:03:23.282
4 -	32.253	20.833	53.086	81.91	0.170	15:04:16.368
5 -	32.436	21.229	53.665	81.03	0.749	15:05:10.033
6 -	32.233	21.130	53.363	81.49	0.447	15:06:03.396
7 -	32.952	21.257	54.209	80.21	1.293	15:06:57.605
8 -	31.985	20.931	52.916 (1)	82.17		15:07:50.521
9 -	32.090	20.841	52.931 (2)	82.15	0.015	15:08:43.452
10 -	32.128	20.823	52.951 (3)	82.12	0.035	15:09:36.403
11 -	32.273	20.774	53.047	81.97	0.131	15:10:29.450
12 -	32.009	21.168	53.177	81.77	0.261	15:11:22.627

P22 187 C Michael HALL			Kawasaki -			
IDEAL LAP TIME : 53.060		BEST LAP TIME : 53.060		DIFFERENCE : 0.000		
LAP	SECTOR 1	SECTOR 2	LAP TIME	MPH	DIFF	TIME OF DAY
1 -		21.539	1:02.795	69.25	9.735	15:01:34.246
2 -	32.686	21.252	53.938	80.62	0.878	15:02:28.184
3 -	32.481	21.283	53.764	80.88	0.704	15:03:21.948
4 -	32.277	21.276	53.553 (3)	81.20	0.493	15:04:15.501
5 -	32.463	21.754	54.217	80.20	1.157	15:05:09.718
6 -	32.302	21.229	53.531 (2)	81.23	0.471	15:06:03.249
7 -	32.908	21.732	54.640	79.58	1.580	15:06:57.889
8 -	32.332	21.336	53.668	81.02	0.608	15:07:51.557
9 -	32.384	21.282	53.666	81.03	0.606	15:08:45.223
10 -	31.952	21.108	53.060 (1)	81.95		15:09:38.283
11 -	32.631	21.520	54.151	80.30	1.091	15:10:32.434
12 -	32.739	21.691	54.430	79.89	1.370	15:11:26.864

P23 120 C David COMBRINCK			Kawasaki -			
IDEAL LAP TIME : 53.058		BEST LAP TIME : 53.182		DIFFERENCE : 0.124		
LAP	SECTOR 1	SECTOR 2	LAP TIME	MPH	DIFF	TIME OF DAY
1 -		21.909	1:04.289	67.64	11.107	15:01:35.740
2 -	33.305	21.716	55.021	79.03	1.839	15:02:30.761
3 -	33.556	21.848	55.404	78.48	2.222	15:03:26.165
4 -	33.101	22.178	55.279	78.66	2.097	15:04:21.444
5 -	32.941	21.405	54.346	80.01	1.164	15:05:15.790

Weather / Track : Cloudy / Dry

Brands Hatch Indy
Circuit Length = 1.2079 miles
Start: 15:00 Flag 15:10 End: 15:12

BMCRC - MRO Championships 2015 - Rnd 1 @ Brands Hatch Indy

Team Respro MRO 600 inc Clubman 600

RACE 8 - SECTOR ANALYSIS

SECTOR 1 = FL to I1, SECTOR 2 = I1 to I2, SECTOR 3 = I2 to FL, DIFF = Difference To Personal Best Lap

6 -	32.587	20.977	53.564 (2)	81.18	0.382	15:06:09.354
7 -	32.724	21.486	54.210	80.21	1.028	15:07:03.564
8 -	32.521	21.272	53.793	80.83	0.611	15:07:57.357
9 -	32.081	21.101	53.182 (1)	81.76		15:08:50.539
10 -	32.278	21.374	53.652	81.05	0.470	15:09:44.191
11 -	32.359	21.246	53.605 (3)	81.12	0.423	15:10:37.796

P24 34		Donald GILBERT		Yamaha - QED RAVENOL		
IDEAL LAP TIME : 54.059		BEST LAP TIME : 54.196		DIFFERENCE : 0.137		
LAP	SECTOR 1	SECTOR 2	LAP TIME	MPH	DIFF	TIME OF DAY
1 -		22.164	1:03.289	68.70	9.093	15:01:34.740
2 -	33.605	21.993	55.598	78.21	1.402	15:02:30.338
3 -	33.655	21.762	55.417	78.47	1.221	15:03:25.755
4 -	33.314	21.939	55.253	78.70	1.057	15:04:21.008
5 -	33.564	21.811	55.375	78.53	1.179	15:05:16.383
6 -	33.047	21.562	54.609 (3)	79.63	0.413	15:06:10.992
7 -	33.302	21.666	54.968	79.11	0.772	15:07:05.960
8 -	33.349	21.557	54.906	79.20	0.710	15:08:00.866
9 -	33.068	21.424	54.492 (2)	79.80	0.296	15:08:55.358
10 -	32.635	21.561	54.196 (1)	80.23		15:09:49.554
11 -	33.240	21.895	55.135	78.87	0.939	15:10:44.689

P25 131 C		Emma SELWAY		Yamaha -		
IDEAL LAP TIME : 53.864		BEST LAP TIME : 53.903		DIFFERENCE : 0.039		
LAP	SECTOR 1	SECTOR 2	LAP TIME	MPH	DIFF	TIME OF DAY
1 -		22.051	1:04.639	67.27	10.736	15:01:36.090
2 -	33.906	21.545	55.451	78.42	1.548	15:02:31.541
3 -	33.447	21.783	55.230	78.73	1.327	15:03:26.771
4 -	33.086	21.727	54.813	79.33	0.910	15:04:21.584
5 -	33.555	21.662	55.217	78.75	1.314	15:05:16.801
6 -	33.252	21.195	54.447 (2)	79.86	0.544	15:06:11.248
7 -	33.542	21.385	54.927	79.17	1.024	15:07:06.175
8 -	33.451	21.464	54.915	79.18	1.012	15:08:01.090
9 -	33.312	21.392	54.704 (3)	79.49	0.801	15:08:55.794
10 -	32.669	21.234	53.903 (1)	80.67		15:09:49.697
11 -	33.319	21.699	55.018	79.03	1.115	15:10:44.715

P26 73		Sarah JORDAN		Triumph - Bernard Elliott Racing		
IDEAL LAP TIME : 54.062		BEST LAP TIME : 54.201		DIFFERENCE : 0.139		
LAP	SECTOR 1	SECTOR 2	LAP TIME	MPH	DIFF	TIME OF DAY
1 -		22.269	1:05.047	66.85	10.846	15:01:36.498
2 -	33.790	21.486	55.276	78.67	1.075	15:02:31.774
3 -	33.556	21.959	55.515	78.33	1.314	15:03:27.289
4 -	33.448	21.408	54.856	79.27	0.655	15:04:22.145
5 -	33.464	21.444	54.908	79.19	0.707	15:05:17.053
6 -	33.419	21.225	54.644 (3)	79.58	0.443	15:06:11.697
7 -	33.488	21.153	54.641 (2)	79.58	0.440	15:07:06.338
8 -	33.590	21.489	55.079	78.95	0.878	15:08:01.417
9 -	33.166	21.627	54.793	79.36	0.592	15:08:56.210
10 -	32.927	21.274	54.201 (1)	80.23		15:09:50.411
11 -	32.909	21.766	54.675	79.53	0.474	15:10:45.086

P27 9 C		Chris LAY		Yamaha -		
IDEAL LAP TIME : 54.292		BEST LAP TIME : 54.542		DIFFERENCE : 0.250		
LAP	SECTOR 1	SECTOR 2	LAP TIME	MPH	DIFF	TIME OF DAY
1 -		22.258	1:05.393	66.49	10.851	15:01:36.844
2 -	34.175	21.605	55.780	77.95	1.238	15:02:32.624
3 -	33.322	21.804	55.126	78.88	0.584	15:03:27.750
4 -	33.328	21.482	54.810	79.33	0.268	15:04:22.560
5 -	33.285	21.782	55.067	78.96	0.525	15:05:17.627

Weather / Track : Cloudy / Dry

Brands Hatch Indy
Circuit Length = 1.2079 miles
Start: 15:00 Flag 15:10 End: 15:12

BMCRC - MRO Championships 2015 - Rnd 1 @ Brands Hatch Indy

Team Respro MRO 600 inc Clubman 600

RACE 8 - SECTOR ANALYSIS

SECTOR 1 = FL to I1, SECTOR 2 = I1 to I2, SECTOR 3 = I2 to FL, DIFF = Difference To Personal Best Lap

6 -	33.299	21.384	54.683	79.52	0.141	15:06:12.310
7 -	33.155	21.524	54.679 (3)	79.52	0.137	15:07:06.989
8 -	33.924	21.294	55.218	78.75	0.676	15:08:02.207
9 -	32.998	21.544	54.542 (1)	79.72		15:08:56.749
10 -	33.137	21.691	54.828	79.31	0.286	15:09:51.577
11 -	33.096	21.543	54.639 (2)	79.58	0.097	15:10:46.216

P28 56 C Michael MILLS			Yamaha - Area Fifty One Racing			
IDEAL LAP TIME : 53.962		BEST LAP TIME : 54.246	DIFFERENCE : 0.284			
LAP	SECTOR 1	SECTOR 2	LAP TIME	MPH	DIFF	TIME OF DAY
1 -		22.460	1:06.404	65.48	12.158	15:01:37.855
2 -	34.636	22.307	56.943	76.36	2.697	15:02:34.798
3 -	34.319	22.144	56.463	77.01	2.217	15:03:31.261
4 -	34.259	22.119	56.378	77.13	2.132	15:04:27.639
5 -	34.232	22.067	56.299	77.24	2.053	15:05:23.938
6 -	34.272	21.671	55.943	77.73	1.697	15:06:19.881
7 -	34.691	22.038	56.729	76.65	2.483	15:07:16.610
8 -	33.354	21.576	54.930	79.16	0.684	15:08:11.540
9 -	33.223	21.665	54.888 (3)	79.22	0.642	15:09:06.428
10 -	33.208	21.038	54.246 (1)	80.16		15:10:00.674
11 -	32.924	21.361	54.285 (2)	80.10	0.039	15:10:54.959

P29 147 C Sean CHASTON			Yamaha - Hyside Motorcycles			
IDEAL LAP TIME : 55.025		BEST LAP TIME : 55.296	DIFFERENCE : 0.271			
LAP	SECTOR 1	SECTOR 2	LAP TIME	MPH	DIFF	TIME OF DAY
1 -		22.940	1:07.679	64.25	12.383	15:01:39.130
2 -	34.523	22.164	56.687	76.71	1.391	15:02:35.817
3 -	34.401	22.341	56.742	76.63	1.446	15:03:32.559
4 -	33.882	22.336	56.218	77.35	0.922	15:04:28.777
5 -	34.149	22.155	56.304	77.23	1.008	15:05:25.081
6 -	33.970	22.139	56.109	77.50	0.813	15:06:21.190
7 -	34.206	22.247	56.453	77.03	1.157	15:07:17.643
8 -	34.122	21.748	55.870 (3)	77.83	0.574	15:08:13.513
9 -	33.277	22.019	55.296 (1)	78.64		15:09:08.809
10 -	33.995	22.401	56.396	77.10	1.100	15:10:05.205
11 -	33.467	21.917	55.384 (2)	78.51	0.088	15:11:00.589

P30 55 C Paul GARNER			Yamaha - Area Fifty One Racing			
IDEAL LAP TIME : 55.338		BEST LAP TIME : 55.456	DIFFERENCE : 0.118			
LAP	SECTOR 1	SECTOR 2	LAP TIME	MPH	DIFF	TIME OF DAY
1 -		22.596	1:06.924	64.97	11.468	15:01:38.375
2 -	34.593	22.196	56.789	76.57	1.333	15:02:35.164
3 -	34.469	22.009	56.478	76.99	1.022	15:03:31.642
4 -	34.223	22.165	56.388	77.11	0.932	15:04:28.030
5 -	34.078	22.218	56.296	77.24	0.840	15:05:24.326
6 -	34.313	21.504	55.817 (3)	77.90	0.361	15:06:20.143
7 -	34.702	22.201	56.903	76.42	1.447	15:07:17.046
8 -	33.925	21.792	55.717 (2)	78.04	0.261	15:08:12.763
9 -	33.834	21.622	55.456 (1)	78.41		15:09:08.219
10 -	34.495	22.216	56.711	76.68	1.255	15:10:04.930
11 -	34.603	22.557	57.160	76.07	1.704	15:11:02.090

P31 174 C Talan SKEELS-PIGGINS			Suzuki - McMillan Williams			
IDEAL LAP TIME : 55.699		BEST LAP TIME : 56.063	DIFFERENCE : 0.364			
LAP	SECTOR 1	SECTOR 2	LAP TIME	MPH	DIFF	TIME OF DAY
1 -		22.935	1:07.427	64.49	11.364	15:01:38.878
2 -	34.477	22.276	56.753	76.62	0.690	15:02:35.631
3 -	34.249	22.561	56.810	76.54	0.747	15:03:32.441
4 -	33.689	22.596	56.285 (3)	77.26	0.222	15:04:28.726
5 -	34.003	22.145	56.148 (2)	77.44	0.085	15:05:24.874

Weather / Track : Cloudy / Dry

Brands Hatch Indy
Circuit Length = 1.2079 miles
Start: 15:00 Flag 15:10 End: 15:12

BMCRC - MRO Championships 2015 - Rnd 1 @ Brands Hatch Indy

Team Respro MRO 600 inc Clubman 600

RACE 8 - SECTOR ANALYSIS

SECTOR 1 = FL to I1, SECTOR 2 = I1 to I2, SECTOR 3 = I2 to FL, DIFF = Difference To Personal Best Lap

6 -	34.053	22.010	56.063 (1)	77.56			15:06:20.937
7 -	34.448	22.272	56.720	76.66	0.657		15:07:17.657
8 -	33.900	29.057	1:02.957	69.07	6.894		15:08:20.614
9 -	35.395	22.814	58.209	74.70	2.146		15:09:18.823
10 -	34.587	22.218	56.805	76.55	0.742		15:10:15.628
11 -	34.333	22.750	57.083	76.18	1.020		15:11:12.711

P32 163		Simon BLACKWELL		Kawasaki - SFC Racing			
IDEAL LAP TIME : 55.661		BEST LAP TIME : 55.784		DIFFERENCE : 0.123			
LAP	SECTOR 1	SECTOR 2	LAP TIME	MPH	DIFF	TIME OF DAY	
1 -		23.736	1:11.864	60.51	16.080	15:01:43.315	
2 -	35.262	23.347	58.609	74.19	2.825	15:02:41.924	
3 -	35.401	23.009	58.410	74.44	2.626	15:03:40.334	
4 -	34.629	22.888	57.517	75.60	1.733	15:04:37.851	
5 -	34.885	22.523	57.408	75.74	1.624	15:05:35.259	
6 -	34.137	22.164	56.301 (3)	77.23	0.517	15:06:31.560	
7 -	35.352	22.118	57.470	75.66	1.686	15:07:29.030	
8 -	34.919	22.135	57.054	76.21	1.270	15:08:26.084	
9 -	34.185	22.032	56.217 (2)	77.35	0.433	15:09:22.301	
10 -	34.260	22.206	56.466	77.01	0.682	15:10:18.767	
11 -	33.629	22.155	55.784 (1)	77.95		15:11:14.551	

P33 54 C		Christopher BECK		Suzuki - Area Fifty One Racing			
IDEAL LAP TIME : 50.436		BEST LAP TIME : 50.436		DIFFERENCE : 0.000			
LAP	SECTOR 1	SECTOR 2	LAP TIME	MPH	DIFF	TIME OF DAY	
1 -		21.138	1:00.702	71.63	10.266	15:01:32.153	
2 -	31.843	20.632	52.475	82.87	2.039	15:02:24.628	
3 -	30.893	20.395	51.288 (3)	84.78	0.852	15:03:15.916	
4 -	31.203	20.349	51.552	84.35	1.116	15:04:07.468	
5 -	30.710	20.405	51.115 (2)	85.07	0.679	15:04:58.583	
6 -	30.330	20.106	50.436 (1)	86.22		15:05:49.019	

P34 41		Luke HARRIS		Kawasaki - Steve Jordan/Nexx/Forma/ELP			
IDEAL LAP TIME : 50.967		BEST LAP TIME : 50.967		DIFFERENCE : 0.000			
LAP	SECTOR 1	SECTOR 2	LAP TIME	MPH	DIFF	TIME OF DAY	
1 -		21.094	59.524	73.05	8.557	15:01:30.975	
2 -	31.160	20.343	51.503 (2)	84.43	0.536	15:02:22.478	
3 -	30.954	20.013	50.967 (1)	85.32		15:03:13.445	
4 -	31.412	23.266	54.678 (3)	79.53	3.711	15:04:08.123	

Weather / Track : Cloudy / Dry

Results can be found at www.tsl-timing.com

Page 9 of 9

Brands Hatch Indy
Circuit Length = 1.2079 miles
Start: 15:00 Flag 15:10 End: 15:12

Printed - 15:17 Saturday, 28 March 2015

BMCRC - MRO Championships 2015 - Rnd 1 @ Brands Hatch Indy

Team Respro MRO 600 inc Clubman 600

RACE 8 - BEST SECTORS

SECTOR 1			SECTOR 2			IDEAL / BEST COMPARISON						
POS	NO	NAME	TIME	NO	NAME	TIME	POS	NO	NAME	IDEAL	BEST	DIFF
									PERFECT LAP	49.058		
1	95	TRUELOVE	29.527	14	BURRAGE	19.531	1	95	TRUELOVE	49.108	49.112	0.004
2	52	PHILP	29.840	95	TRUELOVE	19.581	2	14	BURRAGE	49.409	49.545	0.136
3	14	BURRAGE	29.878	57	PUTTRELL	19.689	3	57	PUTTRELL	49.605	49.705	0.100
4	57	PUTTRELL	29.916	66	GOGGINS	19.788	4	52	PHILP	49.742	49.771	0.029
5	66	GOGGINS	29.969	61	SAVAGE	19.838	5	66	GOGGINS	49.757	49.800	0.043
6	96	TURNER	30.309	52	PHILP	19.902	6	61	SAVAGE	50.278	50.326	0.048
7	173	DRAPER	30.326	41	HARRIS	20.013	7	173	DRAPER	50.369	50.536	0.167
8	54	BECK	30.330	74	MORPHETT	20.032	8	96	TURNER	50.395	50.472	0.077
9	74	MORPHETT	30.388	173	DRAPER	20.043	9	74	MORPHETT	50.420	50.669	0.249
10	61	SAVAGE	30.440	96	TURNER	20.086	10	54	BECK	50.436	50.436	0.000
11	21	TRUELOVE	30.722	79	WAKE	20.105	11	79	WAKE	50.913	50.965	0.052
12	75	GALLAWAY	30.786	54	BECK	20.106	12	75	GALLAWAY	50.919	51.019	0.100
13	39	SMITH	30.792	75	GALLAWAY	20.133	13	21	TRUELOVE	50.963	51.061	0.098
14	79	WAKE	30.808	23	SMITH	20.142	14	41	HARRIS	50.967	50.967	0.000
15	23	SMITH	30.860	39	SMITH	20.196	15	39	SMITH	50.988	50.988	0.000
16	40	SHELVEY	30.907	21	TRUELOVE	20.241	16	23	SMITH	51.002	51.002	0.000
17	184	TWYFORD	30.936	40	SHELVEY	20.255	17	40	SHELVEY	51.162	51.267	0.105
18	41	HARRIS	30.954	59	TUCKER	20.319	18	59	TUCKER	51.284	51.284	0.000
19	59	TUCKER	30.965	161	SMITH	20.331	19	184	TWYFORD	51.295	51.295	0.000
20	63	CIPRIANO	31.102	184	TWYFORD	20.359	20	161	SMITH	51.624	51.767	0.143
21	8	NEWSTEAD	31.148	8	NEWSTEAD	20.602	21	8	NEWSTEAD	51.750	51.779	0.029
22	161	SMITH	31.293	63	CIPRIANO	20.707	22	63	CIPRIANO	51.809	51.879	0.070
23	187	HALL	31.952	31	FRANCIS	20.774	23	31	FRANCIS	52.759	52.916	0.157
24	31	FRANCIS	31.985	120	COMBRINCK	20.977	24	120	COMBRINCK	53.058	53.182	0.124
25	120	COMBRINCK	32.081	56	MILLS	21.038	25	187	HALL	53.060	53.060	0.000
26	34	GILBERT	32.635	187	HALL	21.108	26	131	SELWAY	53.864	53.903	0.039
27	131	SELWAY	32.669	73	JORDAN	21.153	27	56	MILLS	53.962	54.246	0.284
28	73	JORDAN	32.909	131	SELWAY	21.195	28	34	GILBERT	54.059	54.196	0.137
29	56	MILLS	32.924	9	LAY	21.294	29	73	JORDAN	54.062	54.201	0.139
30	9	LAY	32.998	34	GILBERT	21.424	30	9	LAY	54.292	54.542	0.250
31	147	CHASTON	33.277	55	GARNER	21.504	31	147	CHASTON	55.025	55.296	0.271
32	163	BLACKWELL	33.629	147	CHASTON	21.748	32	55	GARNER	55.338	55.456	0.118
33	174	SKEELS-PIGGINS	33.689	174	SKEELS-PIGGINS	22.010	33	163	BLACKWELL	55.661	55.784	0.123
34	55	GARNER	33.834	163	BLACKWELL	22.032	34	174	SKEELS-PIGGINS	55.699	56.063	0.364
35												
36												
37												
38												

Weather / Track : Cloudy / Dry

Results can be found at www.tsl-timing.com

Brands Hatch Indy
Circuit Length = 1.2079 miles
Start: 15:00 Flag 15:10 End: 15:12

Printed - 15:17 Saturday, 28 March 2015

BMCRC - MRO Championships 2015 - Rnd 1 @ Brands Hatch Indy

Team Respro MRO 600 inc Clubman 600

RACE 18 - GRID

ROW 13	39	142	Mick WHALLEY	38	32	Mark PIPER	37	22	Owen CHISLETT-BRUCE
ROW 12	36	422	Ben DOOLAN	35	5	Tom DEAN	34	41	Luke HARRIS
ROW 11	33	54	Christopher BECK	32	163	Simon BLACKWELL	31	174	Talan SKEELS-PIGGINS
ROW 10	30	55	Paul GARNER	29	147	Sean CHASTON	28	56	Michael MILLS
ROW 9	27	9	Chris LAY	26	73	Sarah JORDAN	25	131	Emma SELWAY
ROW 8	24	34	Donald GILBERT	23	120	David COMBRINCK	22	187	Michael HALL
ROW 7	21	31	Ashley FRANCIS	20	63	Nico CIPRIANO	19	59	Simon TUCKER
ROW 6	18	184	David TWYFORD	17	8	Grant NEWSTEAD	16	161	Ben SMITH
ROW 5	15	23	Tom SMITH	14	40	David SHELVEY	13	39	Shane SMITH
ROW 4	12	21	Harry TRUELOVE	11	75	Paul GALLAWAY	10	79	David WAKE
ROW 3	9	173	Stephen DRAPER	8	74	Joe MORPHETT	7	61	Oilly SAVAGE
ROW 2	6	96	Martin TURNER	5	66	Joe GOGGINS	4	57	James PUTTRELL
ROW 1	3	14	Chris BURRAGE	2	52	Tommy PHILP	1	95	Matt TRUELOVE

Pole

Brands Hatch Indy
Circuit Length = 1.2079 miles

These results are provisional until the conclusion of any judicial and technical matters.

Clerk Of Course :	Timekeeper :
-------------------	--------------

Results can be found at www.tsl-timing.com

Printed - 15:18 Saturday, 28 March 2015



BMCRC - MRO Championships 2015 - Rnd 1 @ Brands Hatch Indy

Team Respro MRO 600 inc Clubman 600

RACE 18 - CLASSIFICATION

POS	NO	CL	PIC NAME	ENTRY	LAPS	TIME	GAP	DIFF	MPH	BEST	ON
1	95		1 Matt TRUELOVE	Yamaha -	12	9:59.464			87.04	48.846	7
2	14		2 Chris BURRAGE	Yamaha - Saracen Racing/Seton Tuning	12	10:02.762	3.298	3.298	86.57	48.991	4
3	57		3 James PUTTRELL	Yamaha - R H Logistics	12	10:03.023	3.559	0.261	86.53	49.149	5
4	52		4 Tommy PHILP	Yamaha - Berkshire Motorcycles Ltd	12	10:06.085	6.621	3.062	86.09	49.827	6
5	66		5 Joe GOGGINS	Yamaha - Lexicon Racing	12	10:09.832	10.368	3.747	85.56	50.075	4
6	96		6 Martin TURNER	Yamaha -	12	10:11.796	12.332	1.964	85.29	50.024	5
7	173	C	1 Stephen DRAPER	Yamaha -	12	10:17.681	18.217	5.885	84.48	50.401	4
8	21	C	2 Harry TRUELOVE	Yamaha -	12	10:20.835	21.371	3.154	84.05	50.568	11
9	75	C	3 Paul GALLAWAY	Yamaha - Cornerstone Garage	12	10:20.846	21.382	0.011	84.05	50.151	12
10	61	C	4 Oilly SAVAGE	Kawasaki - Validus-IVC Ltd	12	10:21.613	22.149	0.767	83.94	50.686	12
11	74	C	5 Joe MORPHETT	Yamaha -	12	10:22.067	22.603	0.454	83.88	50.434	10
12	79	C	6 David WAKE	Yamaha -	12	10:26.846	27.382	4.779	83.24	51.201	6
13	54	C	7 Christopher BECK	Suzuki - Area Fifty One Racing	12	10:30.009	30.545	3.163	82.82	50.455	7
14	59	C	8 Simon TUCKER	Yamaha - Area Fifty One Racing	12	10:30.106	30.642	0.097	82.81	50.770	10
15	39		7 Shane SMITH	Triumph - Ridemoto.com	12	10:32.354	32.890	2.248	82.52	51.195	6
16	40		8 David SHELVEY	Suzuki -	12	10:32.780	33.316	0.426	82.46	51.479	5
17	184		9 David TWYFORD	Yamaha -	12	10:33.276	33.812	0.496	82.40	51.487	12
18	41		10 Luke HARRIS	Kawasaki - Steve Jordan/Nexx/Formal/ELP	12	10:34.741	35.277	1.465	82.21	50.777	11
19	23	C	9 Tom SMITH	Yamaha -	12	10:37.080	37.616	2.339	81.90	51.349	6
20	8	C	10 Grant NEWSTEAD	Yamaha - Tinklers Motorcycles	12	10:39.144	39.680	2.064	81.64	51.603	12
21	161	C	11 Ben SMITH	Yamaha -	12	10:39.317	39.853	0.173	81.62	51.893	12
22	422	C	12 Ben DOOLAN	Yamaha - BD Plastering	12	10:44.091	44.627	4.774	81.01	51.508	12
23	187	C	13 Michael HALL	Kawasaki -	12	10:46.151	46.687	2.060	80.76	51.757	10
24	31	C	14 Ashley FRANCIS	Yamaha -	12	10:48.063	48.599	1.912	80.52	52.531	10
25	63	C	15 Nico CIPRIANO	Yamaha -	11	9:59.950	1 Lap	1 Lap	79.73	52.931	10
26	32	C	16 Mark PIPER	Yamaha -	11	10:02.274	1 Lap	2.324	79.42	53.306	6
27	34		11 Donald GILBERT	Yamaha - QED RAVENOL	11	10:05.538	1 Lap	3.264	78.99	53.419	8
28	120	C	17 David COMBRINCK	Kawasaki -	11	10:06.056	1 Lap	0.518	78.92	53.500	10
29	131	C	18 Emma SELWAY	Yamaha -	11	10:08.686	1 Lap	2.630	78.58	53.660	6
30	56	C	19 Michael MILLS	Yamaha - Area Fifty One Racing	11	10:14.726	1 Lap	6.040	77.81	54.271	11
31	147	C	20 Sean CHASTON	Yamaha - Hyside Motorcycles	11	10:17.371	1 Lap	2.645	77.48	54.279	10
32	73		21 Sarah JORDAN	Triumph - Bernard Elliott Racing	11	10:19.137	1 Lap	1.766	77.26	55.265	11
33	9	C	12 Chris LAY	Yamaha -	11	10:19.387	1 Lap	0.250	77.22	54.976	10
34	55	C	22 Paul GARNER	Yamaha - Area Fifty One Racing	11	10:30.560	1 Lap	11.173	75.86	55.010	4
35	22	C	23 Owen CHISLETT-BRUCE	Yamaha - New Forest Chimney Sweeping	10	10:09.572	2 Laps	1 Lap	71.33	59.223	6
36	163		13 Simon BLACKWELL	Kawasaki - SFC Racing	10	10:10.967	2 Laps	1.395	71.17	56.235	6

NOT CLASSIFIED

DNF 174 C Talan SKEELS-PIGGINS Suzuki - McMillan Williams 0

FASTEST LAP

95	Matt TRUELOVE	Yamaha -	7	48.846	89.02 mph	143.27 kph
75	C Paul GALLAWAY	Yamaha - Cornerstone Garage	12	50.151	86.71 mph	139.54 kph

Class - 90% of Race Speed = 78.33 mph
 Class C - 90% of Race Speed = 76.03 mph

Brands Hatch Indy
 Circuit Length = 1.2079 miles
 Start: 17:59 Flag 18:09 End: 18:10

Weather / Track : Cloudy / Dry
 These results are provisional until the conclusion of any judicial and technical matters.

Clerk Of Course :	Timekeeper :
-------------------	--------------

Results can be found at www.tsl-timing.com

Printed - 18:11 Saturday, 28 March 2015



BMCRC - MRO Championships 2015 - Rnd 1 @ Brands Hatch Indy

Team Respro MRO 600 inc Clubman 600

RACE 18 - LAP CHART

LAP 1 @ 18:00:21.851		
NO	BEHIND	LAP TIME

14		54.784
52	0.313	55.097
95	0.422	55.206
66	0.559	55.343
57	0.684	55.468
96	1.273	56.057
173	2.093	56.877
61	2.786	57.570
75	2.877	57.661
74	3.098	57.882
21	3.441	58.225
79	3.688	58.472
40	4.136	58.920
39	4.260	59.044
184	5.040	59.824
59	5.892	1:00.676
187	6.183	1:00.967
161	6.658	1:01.442
31	6.731	1:01.515
8	7.075	1:01.859
63	7.204	1:01.988
34	8.019	1:02.803
23	8.160	1:02.944
32	8.275	1:03.059
54	8.626	1:03.410
120	8.757	1:03.541
41	8.802	1:03.586
73	9.351	1:04.135
422	9.572	1:04.356
131	9.885	1:04.669
56	10.211	1:04.995
147	10.908	1:05.692
9	11.124	1:05.908
55	11.806	1:06.590
22	13.533	1:08.317
163	13.851	1:08.635

LAP 2 @ 18:01:12.027		
NO	BEHIND	LAP TIME

14		50.176
95	0.030	49.784
52	0.464	50.327
57	0.917	50.409
66	1.443	51.060
96	1.704	50.607
173	3.150	51.233
61	4.763	52.153
75	4.886	52.185
21	5.374	52.109
74	5.560	52.638
79	5.832	52.320
40	6.181	52.221
39	6.658	52.574
184	7.768	52.904
59	8.567	52.851
187	9.185	53.178
161	9.573	53.091
8	10.161	53.262
31	10.569	54.014
63	11.647	54.619
54	11.888	53.438
23	12.076	54.092

41	12.613	53.987
34	13.210	55.367
32	13.347	55.248
422	13.650	54.254
120	13.973	55.392
73	14.816	55.641
131	14.981	55.272
56	15.582	55.547
9	17.002	56.054
147	17.693	56.961
55	17.889	56.259
163	23.403	59.728
22	24.258	1:00.901

LAP 3 @ 18:02:01.265		
NO	BEHIND	LAP TIME

95		49.208
14	0.107	49.345
52	1.206	49.980
57	1.352	49.673
66	2.528	50.323
96	3.047	50.581
173	4.671	50.759
61	6.794	51.269
75	6.949	51.301
21	7.453	51.317
74	7.613	51.291
79	8.028	51.434
40	8.834	51.891
39	8.936	51.516
184	10.849	52.319
59	11.207	51.878
187	13.144	53.197
161	13.336	53.001
8	13.540	52.617
31	14.379	53.048
54	14.526	51.876
23	15.548	52.710
41	16.113	52.738
63	17.202	54.793
422	17.226	52.814
32	17.810	53.701
34	19.222	55.250
120	19.717	54.982
131	20.737	54.994
73	21.001	55.423
56	21.774	55.430
9	22.750	54.986
147	24.043	55.588
55	24.653	56.002
163	31.931	57.766
22	35.960	1:00.940

LAP 4 @ 18:02:50.130		
NO	BEHIND	LAP TIME

95		48.865
14	0.233	48.991
57	1.770	49.283
52	2.258	49.917
66	3.738	50.075
96	4.266	50.084
173	6.207	50.401
61	9.535	51.606
75	9.813	51.729

21	10.131	51.543
74	10.353	51.605
79	10.610	51.447
40	11.663	51.694
39	12.051	51.980
184	14.112	52.128
59	14.316	51.974
161	17.405	52.934
187	18.229	53.950
8	18.292	53.617
54	18.363	52.702
31	18.819	53.305
23	18.901	52.218
41	19.145	51.897
422	20.625	52.264
32	22.618	53.673
63	22.934	54.597
34	25.166	54.809
120	25.517	54.665
131	25.924	54.052
73	27.501	55.365
56	27.840	54.931
9	29.462	55.577
147	30.239	55.061
55	30.798	55.010
163	40.595	57.529
22	47.762	1:00.667

LAP 5 @ 18:03:39.494		
NO	BEHIND	LAP TIME

95		49.364
14	0.293	49.424
57	1.555	49.149
52	2.752	49.858
66	4.493	50.119
96	4.926	50.024
173	7.901	51.058
61	11.491	51.320
21	11.718	50.951
75	11.890	51.441
74	12.379	51.390
79	12.607	51.361
40	13.778	51.479
39	14.137	51.450
184	17.182	52.434
59	17.371	52.419
54	20.638	51.639
161	20.995	52.954
8	21.331	52.403
187	22.394	53.529
23	22.482	52.945
41	22.488	52.707
31	22.713	53.258
422	23.072	51.811
32	26.994	53.740
63	27.595	54.025
34	29.914	54.112
120	30.455	54.302
131	30.827	54.267
56	33.766	55.290
73	34.281	56.144
9	35.181	55.083
147	35.858	54.983
55	36.931	55.497
163	48.050	56.819

LAP 6 @ 18:04:28.740		
NO	BEHIND	LAP TIME

95		49.246
14	0.544	49.497
57	1.481	49.172
52	3.333	49.827
66	5.744	50.497
96	6.101	50.421
22	1 Lap	1:00.211
173	9.430	50.775
61	13.141	50.896
21	13.397	50.925
75	13.592	50.948
74	14.077	50.944
79	14.562	51.201
39	16.086	51.195
40	16.683	52.151
184	20.290	52.354
59	20.641	52.516
54	22.398	51.006
161	23.991	52.242
8	24.518	52.433
23	24.585	51.349
41	24.808	51.566
187	26.272	53.124
31	26.490	53.023
422	26.973	53.147
32	31.054	53.306
63	31.912	53.563
34	34.350	53.682
120	34.995	53.786
131	35.241	53.660
56	39.968	55.448
73	40.678	55.643
9	41.273	55.338
147	41.584	54.972
55	43.017	55.332

LAP 7 @ 18:05:17.586		
NO	BEHIND	LAP TIME

95		48.846
14	1.184	49.486
57	2.213	49.578
52	4.574	50.087
163	1 Lap	56.235
66	7.360	50.462
96	7.672	50.417
173	11.181	50.597
21	16.039	51.488
75	16.269	51.523
61	16.557	52.262
74	17.002	51.771
79	17.185	51.469
39	19.357	52.117
40	19.723	51.886
22	1 Lap	59.223
184	23.124	51.680
59	23.323	51.528
54	24.007	50.455
161	27.289	52.144
23	27.511	51.772
41	27.793	51.831
8	28.610	52.938
187	30.701	53.275

31	30.881	53.237
422	31.008	52.881
32	35.736	53.528
63	36.335	53.269
34	39.417	53.913
120	40.150	54.001
131	40.250	53.855
56	46.256	55.134
73	47.101	55.269
9	47.604	55.177
147	47.850	55.112

LAP 8 @ 18:06:06.478		
NO	BEHIND	LAP TIME

95		48.892
55	1 Lap	55.448
14	1.493	49.201
57	2.810	49.489
52	5.571	49.889
66	8.784	50.316
96	9.284	50.504
173	13.612	51.323
163	1 Lap	56.611
75	18.132	50.755
21	18.141	50.994
61	18.630	50.965
74	19.224	51.114
79	20.132	51.839
39	23.150	52.685
40	23.456	52.625
59	26.045	51.614
184	26.434	52.202
54	26.561	51.446
23	30.619	52.000
22	1 Lap	59.802
161	30.985	52.588
41	31.046	52.145
8	31.858	52.140
422	36.171	54.055
187	36.555	54.746
31	36.566	54.577
63	40.785	53.342
32	40.885	54.041
34	43.944	53.419
120	45.018	53.760
131	45.350	53.992

LAP 9 @ 18:06:56.767		
NO	BEHIND	LAP TIME

95		50.289
56	1 Lap	54.802
14	1.986	50.782
57	2.830	50.309
73	1 Lap	55.475
9	1 Lap	55.553
147	1 Lap	55.363
52	5.264	49.982
55	1 Lap	55.048
66	8.677	50.182
96	9.161	50.166
173	14.221	50.898
75	18.606	50.763
21	18.810	50.958
61	19.271	50.930

Brands Hatch Indy
Circuit Length = 1.2079 miles
Start: 17:59 Flag 18:09 End: 18:10

Weather / Track : Cloudy / Dry

BMCRC - MRO Championships 2015 - Rnd 1 @ Brands Hatch Indy

Team Respro MRO 600 inc Clubman 600

RACE 18 - LAP CHART

74	20.140	51.205	131	1 Lap	55.013	187	46.687	52.720
79	21.978	52.135	163	2 Laps	56.895	31	48.599	52.745
39	25.474	52.613	52	6.018	49.873			
40	25.694	52.527	66	10.173	50.458			
59	27.313	51.557	96	11.277	50.981			
54	27.407	51.135	56	1 Lap	54.546			
184	28.354	52.209	147	1 Lap	54.279			
23	32.337	52.007	73	1 Lap	55.438			
41	32.514	51.757	9	1 Lap	54.976			
161	33.308	52.612	173	16.376	51.219			
8	33.766	52.197	55	1 Lap	55.847			
422	39.441	53.559	21	20.765	50.568			
187	39.685	53.419	75	21.507	51.161			
31	40.112	53.835	61	21.759	51.186			
22	1 Lap	1:00.119	74	22.045	50.939			
63	43.637	53.141	79	25.663	51.660			
32	44.263	53.667	54	29.269	50.813			
34	47.526	53.871	59	29.451	50.836			
163	1 Lap	1:24.083	39	30.716	52.473			
120	48.322	53.593	40	31.089	52.589			
131	48.832	53.771	184	32.621	52.081			

LAP 10 @ 18:07:45.677

NO	BEHIND	LAP TIME
----	--------	----------

95		48.910
14	2.895	49.819
57	3.926	50.006
52	6.703	50.349
56	1 Lap	54.332
73	1 Lap	55.339
147	1 Lap	54.998
66	10.273	50.506
9	1 Lap	55.495
96	10.854	50.603
55	1 Lap	55.401
173	15.715	50.404
21	20.755	50.855
75	20.904	51.208
61	21.131	50.770
74	21.664	50.434
79	24.561	51.493
39	28.801	52.237
54	29.014	50.517
40	29.058	52.274
59	29.173	50.770
184	31.098	51.654
41	34.461	50.857
23	35.158	51.731
161	36.416	52.018
8	36.689	51.833
422	42.249	51.718
187	42.532	51.757
31	43.733	52.531
63	47.658	52.931
32	48.849	53.496

LAP 12 @ 18:09:26.531

NO	BEHIND	LAP TIME
----	--------	----------

95		50.296
63	1 Lap	53.682
32	1 Lap	54.815
14	3.298	50.695
57	3.559	50.389
34	1 Lap	54.768
120	1 Lap	54.534
52	6.621	50.899
131	1 Lap	55.141
22	2 Laps	59.637
66	10.368	50.491
163	2 Laps	56.666
96	12.332	51.351
56	1 Lap	54.271
147	1 Lap	54.362
173	18.217	52.137
73	1 Lap	55.265
9	1 Lap	55.240
75	21.362	50.151
21	21.371	50.902
61	22.149	50.686
74	22.603	50.854
79	27.382	52.015
54	30.545	51.572
59	30.642	51.487
55	1 Lap	1:04.126
39	32.890	52.470
40	33.316	52.523
184	33.812	51.487
41	35.277	50.893
23	37.616	51.872
8	39.680	51.603
161	39.853	51.893
422	44.627	51.508

LAP 11 @ 18:08:36.235

NO	BEHIND	LAP TIME
----	--------	----------

95		50.558
22	2 Laps	59.755
34	1 Lap	53.544
120	1 Lap	53.500
14	2.899	50.562
57	3.466	50.098

Weather / Track : Cloudy / Dry

BMCRC - MRO Championships 2015 - Rnd 1 @ Brands Hatch Indy

Team Respro MRO 600 inc Clubman 600

RACE 18 - SECTOR ANALYSIS

SECTOR 1 = FL to I1, SECTOR 2 = I1 to I2, SECTOR 3 = I2 to FL, DIFF = Difference To Personal Best Lap

P1 95		Matt TRUELOVE		Yamaha -		
IDEAL LAP TIME : 48.541		BEST LAP TIME : 48.846		DIFFERENCE : 0.305		
LAP	SECTOR 1	SECTOR 2	LAP TIME	MPH	DIFF	TIME OF DAY
1 -		20.305	55.206	78.76	6.360	18:00:22.273
2 -	30.033	19.751	49.784	87.34	0.938	18:01:12.057
3 -	29.695	19.513	49.208	88.37	0.362	18:02:01.265
4 -	29.379	19.486	48.865 (2)	88.99	0.019	18:02:50.130
5 -	29.870	19.494	49.364	88.09	0.518	18:03:39.494
6 -	29.767	19.479	49.246	88.30	0.400	18:04:28.740
7 -	29.447	19.399	48.846 (1)	89.02		18:05:17.586
8 -	29.142	19.750	48.892 (3)	88.94	0.046	18:06:06.478
9 -	30.621	19.668	50.289	86.47	1.443	18:06:56.767
10 -	29.425	19.485	48.910	88.91	0.064	18:07:45.677
11 -	30.778	19.780	50.558	86.01	1.712	18:08:36.235
12 -	29.794	20.502	50.296	86.46	1.450	18:09:26.531

P2 14		Chris BURRAGE		Yamaha - Saracen Racing/Seton Tuning		
IDEAL LAP TIME : 48.991		BEST LAP TIME : 48.991		DIFFERENCE : 0.000		
LAP	SECTOR 1	SECTOR 2	LAP TIME	MPH	DIFF	TIME OF DAY
1 -		19.987	54.784	79.37	5.793	18:00:21.851
2 -	30.238	19.938	50.176	86.66	1.185	18:01:12.027
3 -	29.907	19.438	49.345 (3)	88.12	0.354	18:02:01.372
4 -	29.653	19.338	48.991 (1)	88.76		18:02:50.363
5 -	29.927	19.497	49.424	87.98	0.433	18:03:39.787
6 -	29.874	19.623	49.497	87.85	0.506	18:04:29.284
7 -	29.980	19.506	49.486	87.87	0.495	18:05:18.770
8 -	29.655	19.546	49.201 (2)	88.38	0.210	18:06:07.971
9 -	30.751	20.031	50.782	85.63	1.791	18:06:58.753
10 -	30.134	19.685	49.819	87.28	0.828	18:07:48.572
11 -	30.348	20.214	50.562	86.00	1.571	18:08:39.134
12 -	30.981	19.714	50.695	85.77	1.704	18:09:29.829

P3 57		James PUTTRELL		Yamaha - R H Logistics		
IDEAL LAP TIME : 49.039		BEST LAP TIME : 49.149		DIFFERENCE : 0.110		
LAP	SECTOR 1	SECTOR 2	LAP TIME	MPH	DIFF	TIME OF DAY
1 -		19.866	55.468	78.39	6.319	18:00:22.535
2 -	30.498	19.911	50.409	86.26	1.260	18:01:12.944
3 -	30.086	19.587	49.673	87.54	0.524	18:02:02.617
4 -	29.790	19.493	49.283 (3)	88.23	0.134	18:02:51.900
5 -	29.546	19.603	49.149 (1)	88.47		18:03:41.049
6 -	29.552	19.620	49.172 (2)	88.43	0.023	18:04:30.221
7 -	29.961	19.617	49.578	87.71	0.429	18:05:19.799
8 -	29.774	19.715	49.489	87.87	0.340	18:06:09.288
9 -	30.055	20.254	50.309	86.43	1.160	18:06:59.597
10 -	30.147	19.859	50.006	86.96	0.857	18:07:49.603
11 -	29.909	20.189	50.098	86.80	0.949	18:08:39.701
12 -	30.532	19.857	50.389	86.30	1.240	18:09:30.090

P4 52		Tommy PHILP		Yamaha - Berkshire Motorcycles Ltd		
IDEAL LAP TIME : 49.688		BEST LAP TIME : 49.827		DIFFERENCE : 0.139		
LAP	SECTOR 1	SECTOR 2	LAP TIME	MPH	DIFF	TIME OF DAY
1 -		20.162	55.097	78.92	5.270	18:00:22.164
2 -	30.439	19.888	50.327	86.40	0.500	18:01:12.491
3 -	30.033	19.947	49.980	87.00	0.153	18:02:02.471
4 -	30.087	19.830	49.917	87.11	0.090	18:02:52.388
5 -	29.997	19.861	49.858 (2)	87.21	0.031	18:03:42.246
6 -	29.858	19.969	49.827 (1)	87.27		18:04:32.073
7 -	29.883	20.204	50.087	86.82	0.260	18:05:22.160
8 -	29.917	19.972	49.889	87.16	0.062	18:06:12.049
9 -	30.064	19.918	49.982	87.00	0.155	18:07:02.031

Weather / Track : Cloudy / Dry

Brands Hatch Indy
Circuit Length = 1.2079 miles
Start: 17:59 Flag 18:09 End: 18:10

BMCRC - MRO Championships 2015 - Rnd 1 @ Brands Hatch Indy

Team Respro MRO 600 inc Clubman 600

RACE 18 - SECTOR ANALYSIS

SECTOR 1 = FL to I1, SECTOR 2 = I1 to I2, SECTOR 3 = I2 to FL, DIFF = Difference To Personal Best Lap

10 -	30.245	20.104	50.349	86.36	0.522	18:07:52.380
11 -	30.014	19.859	49.873 (3)	87.19	0.046	18:08:42.253
12 -	30.826	20.073	50.899	85.43	1.072	18:09:33.152

P5 66		Joe GOGGINS		Yamaha - Lexicon Racing			
IDEAL LAP TIME : 49.996		BEST LAP TIME : 50.075		DIFFERENCE : 0.079			
LAP	SECTOR 1	SECTOR 2	LAP TIME	MPH	DIFF	TIME OF DAY	
1 -		20.013	55.343	78.57	5.268	18:00:22.410	
2 -	30.820	20.240	51.060	85.16	0.985	18:01:13.470	
3 -	30.490	19.833	50.323	86.41	0.248	18:02:03.793	
4 -	30.287	19.788	50.075 (1)	86.84		18:02:53.868	
5 -	30.208	19.911	50.119 (2)	86.76	0.044	18:03:43.987	
6 -	30.515	19.982	50.497	86.11	0.422	18:04:34.484	
7 -	30.460	20.002	50.462	86.17	0.387	18:05:24.946	
8 -	30.508	19.808	50.316	86.42	0.241	18:06:15.262	
9 -	30.277	19.905	50.182 (3)	86.65	0.107	18:07:05.444	
10 -	30.654	19.852	50.506	86.10	0.431	18:07:55.950	
11 -	30.361	20.097	50.458	86.18	0.383	18:08:46.408	
12 -	30.395	20.096	50.491	86.12	0.416	18:09:36.899	

P6 96		Martin TURNER		Yamaha -			
IDEAL LAP TIME : 49.901		BEST LAP TIME : 50.024		DIFFERENCE : 0.123			
LAP	SECTOR 1	SECTOR 2	LAP TIME	MPH	DIFF	TIME OF DAY	
1 -		20.234	56.057	77.57	6.033	18:00:23.124	
2 -	30.626	19.981	50.607	85.92	0.583	18:01:13.731	
3 -	30.551	20.030	50.581	85.97	0.557	18:02:04.312	
4 -	30.144	19.940	50.084 (2)	86.82	0.060	18:02:54.396	
5 -	30.041	19.983	50.024 (1)	86.93		18:03:44.420	
6 -	30.330	20.091	50.421	86.24	0.397	18:04:34.841	
7 -	30.487	19.930	50.417	86.25	0.393	18:05:25.258	
8 -	30.502	20.002	50.504	86.10	0.480	18:06:15.762	
9 -	30.306	19.860	50.166 (3)	86.68	0.142	18:07:05.928	
10 -	30.335	20.268	50.603	85.93	0.579	18:07:56.531	
11 -	30.785	20.196	50.981	85.29	0.957	18:08:47.512	
12 -	30.755	20.596	51.351	84.68	1.327	18:09:38.863	

P7 173 C		Stephen DRAPER		Yamaha -			
IDEAL LAP TIME : 50.300		BEST LAP TIME : 50.401		DIFFERENCE : 0.101			
LAP	SECTOR 1	SECTOR 2	LAP TIME	MPH	DIFF	TIME OF DAY	
1 -		20.533	56.877	76.45	6.476	18:00:23.944	
2 -	31.024	20.209	51.233	84.87	0.832	18:01:15.177	
3 -	30.677	20.082	50.759	85.67	0.358	18:02:05.936	
4 -	30.371	20.030	50.401 (1)	86.28		18:02:56.337	
5 -	30.815	20.243	51.058	85.16	0.657	18:03:47.395	
6 -	30.335	20.440	50.775	85.64	0.374	18:04:38.170	
7 -	30.507	20.090	50.597 (3)	85.94	0.196	18:05:28.767	
8 -	30.966	20.357	51.323	84.73	0.922	18:06:20.090	
9 -	30.716	20.182	50.898	85.43	0.497	18:07:10.988	
10 -	30.270	20.134	50.404 (2)	86.27	0.003	18:08:01.392	
11 -	30.692	20.527	51.219	84.90	0.818	18:08:52.611	
12 -	31.824	20.313	52.137	83.40	1.736	18:09:44.748	

P8 21 C		Harry TRUELOVE		Yamaha -			
IDEAL LAP TIME : 50.550		BEST LAP TIME : 50.568		DIFFERENCE : 0.018			
LAP	SECTOR 1	SECTOR 2	LAP TIME	MPH	DIFF	TIME OF DAY	
1 -		20.747	58.225	74.68	7.657	18:00:25.292	
2 -	31.655	20.454	52.109	83.45	1.541	18:01:17.401	
3 -	30.866	20.451	51.317	84.74	0.749	18:02:08.718	
4 -	31.245	20.298	51.543	84.36	0.975	18:03:00.261	
5 -	30.880	20.071	50.951	85.34	0.383	18:03:51.212	

Weather / Track : Cloudy / Dry

Brands Hatch Indy
Circuit Length = 1.2079 miles
Start: 17:59 Flag 18:09 End: 18:10

BMCRC - MRO Championships 2015 - Rnd 1 @ Brands Hatch Indy

Team Respro MRO 600 inc Clubman 600

RACE 18 - SECTOR ANALYSIS

SECTOR 1 = FL to I1, SECTOR 2 = I1 to I2, SECTOR 3 = I2 to FL, DIFF = Difference To Personal Best Lap

6 -	30.756	20.169	50.925	85.39	0.357	18:04:42.137
7 -	31.159	20.329	51.488	84.45	0.920	18:05:33.625
8 -	30.702	20.292	50.994	85.27	0.426	18:06:24.619
9 -	30.829	20.129	50.958	85.33	0.390	18:07:15.577
10 -	30.622	20.233	50.855 (2)	85.50	0.287	18:08:06.432
11 -	30.479	20.089	50.568 (1)	85.99		18:08:57.000
12 -	30.605	20.297	50.902 (3)	85.43	0.334	18:09:47.902

P9 75 C Paul GALLAWAY			Yamaha - Cornerstone Garage			
IDEAL LAP TIME : 50.151		BEST LAP TIME : 50.151		DIFFERENCE : 0.000		
LAP	SECTOR 1	SECTOR 2	LAP TIME	MPH	DIFF	TIME OF DAY
1 -		20.727	57.661	75.41	7.510	18:00:24.728
2 -	31.951	20.234	52.185	83.33	2.034	18:01:16.913
3 -	31.184	20.117	51.301	84.76	1.150	18:02:08.214
4 -	31.558	20.171	51.729	84.06	1.578	18:02:59.943
5 -	31.409	20.032	51.441	84.53	1.290	18:03:51.384
6 -	30.811	20.137	50.948	85.35	0.797	18:04:42.332
7 -	31.468	20.055	51.523	84.40	1.372	18:05:33.855
8 -	30.573	20.182	50.755 (2)	85.67	0.604	18:06:24.610
9 -	30.632	20.131	50.763 (3)	85.66	0.612	18:07:15.373
10 -	31.009	20.199	51.208	84.92	1.057	18:08:06.581
11 -	30.916	20.245	51.161	84.99	1.010	18:08:57.742
12 -	30.270	19.881	50.151 (1)	86.71		18:09:47.893

P10 61 C Oilly SAVAGE			Kawasaki - Validus-IVC Ltd			
IDEAL LAP TIME : 50.686		BEST LAP TIME : 50.686		DIFFERENCE : 0.000		
LAP	SECTOR 1	SECTOR 2	LAP TIME	MPH	DIFF	TIME OF DAY
1 -		20.719	57.570	75.53	6.884	18:00:24.637
2 -	31.958	20.195	52.153	83.38	1.467	18:01:16.790
3 -	31.177	20.092	51.269	84.81	0.583	18:02:08.059
4 -	31.638	19.968	51.606	84.26	0.920	18:02:59.665
5 -	31.269	20.051	51.320	84.73	0.634	18:03:50.985
6 -	30.779	20.117	50.896 (3)	85.44	0.210	18:04:41.881
7 -	32.286	19.976	52.262	83.20	1.576	18:05:34.143
8 -	30.836	20.129	50.965	85.32	0.279	18:06:25.108
9 -	30.910	20.020	50.930	85.38	0.244	18:07:16.038
10 -	30.730	20.040	50.770 (2)	85.65	0.084	18:08:06.808
11 -	30.724	20.462	51.186	84.95	0.500	18:08:57.994
12 -	30.720	19.966	50.686 (1)	85.79		18:09:48.680

P11 74 C Joe MORPHETT			Yamaha -			
IDEAL LAP TIME : 50.395		BEST LAP TIME : 50.434		DIFFERENCE : 0.039		
LAP	SECTOR 1	SECTOR 2	LAP TIME	MPH	DIFF	TIME OF DAY
1 -		20.663	57.882	75.12	7.448	18:00:24.949
2 -	31.986	20.652	52.638	82.61	2.204	18:01:17.587
3 -	31.029	20.262	51.291	84.78	0.857	18:02:08.878
4 -	31.260	20.345	51.605	84.26	1.171	18:03:00.483
5 -	31.106	20.284	51.390	84.61	0.956	18:03:51.873
6 -	30.842	20.102	50.944	85.36	0.510	18:04:42.817
7 -	31.410	20.361	51.771	83.99	1.337	18:05:34.588
8 -	31.023	20.091	51.114	85.07	0.680	18:06:25.702
9 -	31.117	20.088	51.205	84.92	0.771	18:07:16.907
10 -	30.580	19.854	50.434 (1)	86.22		18:08:07.341
11 -	30.541	20.398	50.939 (3)	85.36	0.505	18:08:58.280
12 -	30.919	19.935	50.854 (2)	85.51	0.420	18:09:49.134

P12 79 C David WAKE			Yamaha -			
IDEAL LAP TIME : 51.201		BEST LAP TIME : 51.201		DIFFERENCE : 0.000		
LAP	SECTOR 1	SECTOR 2	LAP TIME	MPH	DIFF	TIME OF DAY
1 -		20.618	58.472	74.36	7.271	18:00:25.539

Weather / Track : Cloudy / Dry

Brands Hatch Indy
Circuit Length = 1.2079 miles
Start: 17:59 Flag 18:09 End: 18:10

BMCRC - MRO Championships 2015 - Rnd 1 @ Brands Hatch Indy

Team Respro MRO 600 inc Clubman 600

RACE 18 - SECTOR ANALYSIS

SECTOR 1 = FL to I1, SECTOR 2 = I1 to I2, SECTOR 3 = I2 to FL, DIFF = Difference To Personal Best Lap

2 -	31.660	20.660	52.320	83.11	1.119	18:01:17.859
3 -	31.070	20.364	51.434 (3)	84.54	0.233	18:02:09.293
4 -	31.161	20.286	51.447	84.52	0.246	18:03:00.740
5 -	31.082	20.279	51.361 (2)	84.66	0.160	18:03:52.101
6 -	31.026	20.175	51.201 (1)	84.93		18:04:43.302
7 -	31.220	20.249	51.469	84.48	0.268	18:05:34.771
8 -	31.304	20.535	51.839	83.88	0.638	18:06:26.610
9 -	31.807	20.328	52.135	83.41	0.934	18:07:18.745
10 -	31.053	20.440	51.493	84.45	0.292	18:08:10.238
11 -	31.126	20.534	51.660	84.17	0.459	18:09:01.898
12 -	31.474	20.541	52.015	83.60	0.814	18:09:53.913

P13	54 C	Christopher BECK	Suzuki - Area Fifty One Racing			
IDEAL LAP TIME : 50.323		BEST LAP TIME : 50.455	DIFFERENCE : 0.132			

LAP	SECTOR 1	SECTOR 2	LAP TIME	MPH	DIFF	TIME OF DAY
1 -		21.983	1:03.410	68.57	12.955	18:00:30.477
2 -	32.695	20.743	53.438	81.37	2.983	18:01:23.915
3 -	31.353	20.523	51.876	83.82	1.421	18:02:15.791
4 -	31.746	20.956	52.702	82.51	2.247	18:03:08.493
5 -	31.057	20.582	51.639	84.21	1.184	18:04:00.132
6 -	30.711	20.295	51.006	85.25	0.551	18:04:51.138
7 -	30.471	19.984	50.455 (1)	86.18		18:05:41.593
8 -	30.972	20.474	51.446	84.52	0.991	18:06:33.039
9 -	30.867	20.268	51.135	85.04	0.680	18:07:24.174
10 -	30.339	20.178	50.517 (2)	86.08	0.062	18:08:14.691
11 -	30.401	20.412	50.813 (3)	85.58	0.358	18:09:05.504
12 -	30.615	20.957	51.572	84.32	1.117	18:09:57.076

P14	59 C	Simon TUCKER	Yamaha - Area Fifty One Racing			
IDEAL LAP TIME : 50.770		BEST LAP TIME : 50.770	DIFFERENCE : 0.000			

LAP	SECTOR 1	SECTOR 2	LAP TIME	MPH	DIFF	TIME OF DAY
1 -		21.394	1:00.676	71.66	9.906	18:00:27.743
2 -	32.203	20.648	52.851	82.28	2.081	18:01:20.594
3 -	31.391	20.487	51.878	83.82	1.108	18:02:12.472
4 -	31.447	20.527	51.974	83.66	1.204	18:03:04.446
5 -	31.810	20.609	52.419	82.95	1.649	18:03:56.865
6 -	31.579	20.937	52.516	82.80	1.746	18:04:49.381
7 -	30.916	20.612	51.528	84.39	0.758	18:05:40.909
8 -	31.220	20.394	51.614	84.25	0.844	18:06:32.523
9 -	31.310	20.247	51.557	84.34	0.787	18:07:24.080
10 -	30.748	20.022	50.770 (1)	85.65		18:08:14.850
11 -	30.760	20.076	50.836 (2)	85.54	0.066	18:09:05.686
12 -	30.765	20.722	51.487 (3)	84.46	0.717	18:09:57.173

P15	39	Shane SMITH	Triumph - Ridemoto.com			
IDEAL LAP TIME : 51.075		BEST LAP TIME : 51.195	DIFFERENCE : 0.120			

LAP	SECTOR 1	SECTOR 2	LAP TIME	MPH	DIFF	TIME OF DAY
1 -		20.927	59.044	73.64	7.849	18:00:26.111
2 -	31.979	20.595	52.574	82.71	1.379	18:01:18.685
3 -	31.261	20.255	51.516 (3)	84.41	0.321	18:02:10.201
4 -	31.514	20.466	51.980	83.65	0.785	18:03:02.181
5 -	31.187	20.263	51.450 (2)	84.52	0.255	18:03:53.631
6 -	30.820	20.375	51.195 (1)	84.94		18:04:44.826
7 -	31.493	20.624	52.117	83.43	0.922	18:05:36.943
8 -	31.952	20.733	52.685	82.53	1.490	18:06:29.628
9 -	31.747	20.866	52.613	82.65	1.418	18:07:22.241
10 -	31.564	20.673	52.237	83.24	1.042	18:08:14.478
11 -	31.889	20.584	52.473	82.87	1.278	18:09:06.951
12 -	31.771	20.699	52.470	82.87	1.275	18:09:59.421

Weather / Track : Cloudy / Dry

Brands Hatch Indy
Circuit Length = 1.2079 miles
Start: 17:59 Flag 18:09 End: 18:10

BMCRC - MRO Championships 2015 - Rnd 1 @ Brands Hatch Indy

Team Respro MRO 600 inc Clubman 600

RACE 18 - SECTOR ANALYSIS

SECTOR 1 = FL to I1, SECTOR 2 = I1 to I2, SECTOR 3 = I2 to FL, DIFF = Difference To Personal Best Lap

P16 40		David SHELVEY		Suzuki -		
IDEAL LAP TIME : 51.467		BEST LAP TIME : 51.479		DIFFERENCE : 0.012		
LAP	SECTOR 1	SECTOR 2	LAP TIME	MPH	DIFF	TIME OF DAY
1 -		20.885	58.920	73.80	7.441	18:00:25.987
2 -	31.611	20.610	52.221	83.27	0.742	18:01:18.208
3 -	31.472	20.419	51.891	83.80	0.412	18:02:10.099
4 -	31.303	20.391	51.694 (2)	84.12	0.215	18:03:01.793
5 -	31.076	20.403	51.479 (1)	84.47		18:03:53.272
6 -	31.502	20.649	52.151	83.38	0.672	18:04:45.423
7 -	31.240	20.646	51.886 (3)	83.81	0.407	18:05:37.309
8 -	31.903	20.722	52.625	82.63	1.146	18:06:29.934
9 -	31.756	20.771	52.527	82.78	1.048	18:07:22.461
10 -	31.679	20.595	52.274	83.18	0.795	18:08:14.735
11 -	31.970	20.619	52.589	82.69	1.110	18:09:07.324
12 -	31.599	20.924	52.523	82.79	1.044	18:09:59.847

P17 184		David TWYFORD		Yamaha -		
IDEAL LAP TIME : 51.413		BEST LAP TIME : 51.487		DIFFERENCE : 0.074		
LAP	SECTOR 1	SECTOR 2	LAP TIME	MPH	DIFF	TIME OF DAY
1 -		21.261	59.824	72.68	8.337	18:00:26.891
2 -	32.057	20.847	52.904	82.19	1.417	18:01:19.795
3 -	31.573	20.746	52.319	83.11	0.832	18:02:12.114
4 -	31.199	20.929	52.128	83.42	0.641	18:03:04.242
5 -	31.813	20.621	52.434	82.93	0.947	18:03:56.676
6 -	31.629	20.725	52.354	83.06	0.867	18:04:49.030
7 -	31.096	20.584	51.680 (3)	84.14	0.193	18:05:40.710
8 -	31.392	20.810	52.202	83.30	0.715	18:06:32.912
9 -	31.714	20.495	52.209	83.29	0.722	18:07:25.121
10 -	31.183	20.471	51.654 (2)	84.18	0.167	18:08:16.775
11 -	31.115	20.966	52.081	83.49	0.594	18:09:08.856
12 -	31.170	20.317	51.487 (1)	84.46		18:10:00.343

P18 41		Luke HARRIS		Kawasaki - Steve Jordan/Nexx/Forma/ELP		
IDEAL LAP TIME : 50.697		BEST LAP TIME : 50.777		DIFFERENCE : 0.080		
LAP	SECTOR 1	SECTOR 2	LAP TIME	MPH	DIFF	TIME OF DAY
1 -		21.888	1:03.586	68.38	12.809	18:00:30.653
2 -	32.882	21.105	53.987	80.54	3.210	18:01:24.640
3 -	31.951	20.787	52.738	82.45	1.961	18:02:17.378
4 -	31.394	20.503	51.897	83.79	1.120	18:03:09.275
5 -	31.877	20.830	52.707	82.50	1.930	18:04:01.982
6 -	31.440	20.126	51.566	84.33	0.789	18:04:53.548
7 -	31.697	20.134	51.831	83.89	1.054	18:05:45.379
8 -	31.786	20.359	52.145	83.39	1.368	18:06:37.524
9 -	31.318	20.439	51.757	84.01	0.980	18:07:29.281
10 -	30.751	20.106	50.857 (2)	85.50	0.080	18:08:20.138
11 -	30.792	19.985	50.777 (1)	85.64		18:09:10.915
12 -	30.712	20.181	50.893 (3)	85.44	0.116	18:10:01.808

P19 23 C		Tom SMITH		Yamaha -		
IDEAL LAP TIME : 51.349		BEST LAP TIME : 51.349		DIFFERENCE : 0.000		
LAP	SECTOR 1	SECTOR 2	LAP TIME	MPH	DIFF	TIME OF DAY
1 -		22.033	1:02.944	69.08	11.595	18:00:30.011
2 -	33.272	20.820	54.092	80.39	2.743	18:01:24.103
3 -	32.041	20.669	52.710	82.50	1.361	18:02:16.813
4 -	31.795	20.423	52.218	83.27	0.869	18:03:09.031
5 -	32.067	20.878	52.945	82.13	1.596	18:04:01.976
6 -	31.286	20.063	51.349 (1)	84.68		18:04:53.325
7 -	31.431	20.341	51.772	83.99	0.423	18:05:45.097
8 -	31.776	20.224	52.000	83.62	0.651	18:06:37.097
9 -	31.591	20.416	52.007	83.61	0.658	18:07:29.104

Weather / Track : Cloudy / Dry

Brands Hatch Indy
Circuit Length = 1.2079 miles
Start: 17:59 Flag 18:09 End: 18:10

BMCRC - MRO Championships 2015 - Rnd 1 @ Brands Hatch Indy

Team Respro MRO 600 inc Clubman 600

RACE 18 - SECTOR ANALYSIS

SECTOR 1 = FL to I1, SECTOR 2 = I1 to I2, SECTOR 3 = I2 to FL, DIFF = Difference To Personal Best Lap

10 -	31.528	20.203	51.731 (3)	84.06	0.382	18:08:20.835
11 -	31.327	20.113	51.440 (2)	84.53	0.091	18:09:12.275
12 -	31.371	20.501	51.872	83.83	0.523	18:10:04.147

P20 8 C Grant NEWSTEAD		Yamaha - Tinklers Motorcycles				
IDEAL LAP TIME : 51.343		BEST LAP TIME : 51.603		DIFFERENCE : 0.260		
LAP	SECTOR 1	SECTOR 2	LAP TIME	MPH	DIFF	TIME OF DAY
1 -		21.356	1:01.859	70.29	10.256	18:00:28.926
2 -	32.540	20.722	53.262	81.64	1.659	18:01:22.188
3 -	31.811	20.806	52.617	82.64	1.014	18:02:14.805
4 -	32.542	21.075	53.617	81.10	2.014	18:03:08.422
5 -	31.776	20.627	52.403	82.98	0.800	18:04:00.825
6 -	31.833	20.600	52.433	82.93	0.830	18:04:53.258
7 -	32.223	20.715	52.938	82.14	1.335	18:05:46.196
8 -	31.693	20.447	52.140 (3)	83.40	0.537	18:06:38.336
9 -	31.743	20.454	52.197	83.31	0.594	18:07:30.533
10 -	31.531	20.302	51.833 (2)	83.89	0.230	18:08:22.366
11 -	31.637	20.605	52.242	83.23	0.639	18:09:14.608
12 -	31.041	20.562	51.603 (1)	84.27		18:10:06.211

P21 161 C Ben SMITH		Yamaha -				
IDEAL LAP TIME : 51.766		BEST LAP TIME : 51.893		DIFFERENCE : 0.127		
LAP	SECTOR 1	SECTOR 2	LAP TIME	MPH	DIFF	TIME OF DAY
1 -		22.598	1:01.442	70.77	9.549	18:00:28.509
2 -	32.243	20.848	53.091	81.90	1.198	18:01:21.600
3 -	32.078	20.923	53.001	82.04	1.108	18:02:14.601
4 -	32.130	20.804	52.934	82.15	1.041	18:03:07.535
5 -	32.004	20.950	52.954	82.12	1.061	18:04:00.489
6 -	31.733	20.509	52.242	83.23	0.349	18:04:52.731
7 -	31.586	20.558	52.144 (3)	83.39	0.251	18:05:44.875
8 -	32.000	20.588	52.588	82.69	0.695	18:06:37.463
9 -	32.082	20.530	52.612	82.65	0.719	18:07:30.075
10 -	31.614	20.404	52.018 (2)	83.59	0.125	18:08:22.093
11 -	31.702	20.696	52.398	82.99	0.505	18:09:14.491
12 -	31.713	20.180	51.893 (1)	83.79		18:10:06.384

P22 422 C Ben DOOLAN		Yamaha - BD Plastering				
IDEAL LAP TIME : 51.508		BEST LAP TIME : 51.508		DIFFERENCE : 0.000		
LAP	SECTOR 1	SECTOR 2	LAP TIME	MPH	DIFF	TIME OF DAY
1 -		22.114	1:04.356	67.57	12.848	18:00:31.423
2 -	32.925	21.329	54.254	80.15	2.746	18:01:25.677
3 -	32.308	20.506	52.814	82.33	1.306	18:02:18.491
4 -	31.676	20.588	52.264	83.20	0.756	18:03:10.755
5 -	31.157	20.654	51.811	83.93	0.303	18:04:02.566
6 -	32.533	20.614	53.147	81.82	1.639	18:04:55.713
7 -	32.125	20.756	52.881	82.23	1.373	18:05:48.594
8 -	33.059	20.996	54.055	80.44	2.547	18:06:42.649
9 -	31.816	21.743	53.559	81.19	2.051	18:07:36.208
10 -	31.209	20.509	51.718 (2)	84.08	0.210	18:08:27.926
11 -	31.165	20.559	51.724 (3)	84.07	0.216	18:09:19.650
12 -	31.014	20.494	51.508 (1)	84.42		18:10:11.158

P23 187 C Michael HALL		Kawasaki -				
IDEAL LAP TIME : 51.757		BEST LAP TIME : 51.757		DIFFERENCE : 0.000		
LAP	SECTOR 1	SECTOR 2	LAP TIME	MPH	DIFF	TIME OF DAY
1 -		21.483	1:00.967	71.32	9.210	18:00:28.034
2 -	32.260	20.918	53.178	81.77	1.421	18:01:21.212
3 -	32.212	20.985	53.197	81.74	1.440	18:02:14.409
4 -	32.804	21.146	53.950	80.60	2.193	18:03:08.359
5 -	32.554	20.975	53.529	81.23	1.772	18:04:01.888

Weather / Track : Cloudy / Dry

Brands Hatch Indy
Circuit Length = 1.2079 miles
Start: 17:59 Flag 18:09 End: 18:10

BMCRC - MRO Championships 2015 - Rnd 1 @ Brands Hatch Indy

Team Respro MRO 600 inc Clubman 600

RACE 18 - SECTOR ANALYSIS

SECTOR 1 = FL to I1, SECTOR 2 = I1 to I2, SECTOR 3 = I2 to FL, DIFF = Difference To Personal Best Lap

6 -	32.316	20.808	53.124	81.85	1.367	18:04:55.012
7 -	32.161	21.114	53.275	81.62	1.518	18:05:48.287
8 -	33.073	21.673	54.746	79.43	2.989	18:06:43.033
9 -	32.031	21.388	53.419	81.40	1.662	18:07:36.452
10 -	31.315	20.442	51.757 (1)	84.01		18:08:28.209
11 -	31.706	20.583	52.289 (2)	83.16	0.532	18:09:20.498
12 -	31.608	21.112	52.720 (3)	82.48	0.963	18:10:13.218

P24 31 C Ashley FRANCIS			Yamaha -			
IDEAL LAP TIME : 52.479		BEST LAP TIME : 52.531		DIFFERENCE : 0.052		
LAP	SECTOR 1	SECTOR 2	LAP TIME	MPH	DIFF	TIME OF DAY
1 -		21.622	1:01.515	70.69	8.984	18:00:28.582
2 -	33.458	20.556	54.014	80.50	1.483	18:01:22.596
3 -	32.354	20.694	53.048	81.97	0.517	18:02:15.644
4 -	32.281	21.024	53.305	81.57	0.774	18:03:08.949
5 -	32.566	20.692	53.258	81.65	0.727	18:04:02.207
6 -	32.394	20.629	53.023	82.01	0.492	18:04:55.230
7 -	32.347	20.890	53.237	81.68	0.706	18:05:48.467
8 -	33.405	21.172	54.577	79.67	2.046	18:06:43.044
9 -	32.382	21.453	53.835	80.77	1.304	18:07:36.879
10 -	31.923	20.608	52.531 (1)	82.78		18:08:29.410
11 -	32.131	20.844	52.975 (3)	82.08	0.444	18:09:22.385
12 -	31.959	20.786	52.745 (2)	82.44	0.214	18:10:15.130

P25 63 C Nico CIPRIANO			Yamaha -			
IDEAL LAP TIME : 52.931		BEST LAP TIME : 52.931		DIFFERENCE : 0.000		
LAP	SECTOR 1	SECTOR 2	LAP TIME	MPH	DIFF	TIME OF DAY
1 -		21.798	1:01.988	70.15	9.057	18:00:29.055
2 -	33.293	21.326	54.619	79.61	1.688	18:01:23.674
3 -	32.832	21.961	54.793	79.36	1.862	18:02:18.467
4 -	32.972	21.625	54.597	79.64	1.666	18:03:13.064
5 -	32.580	21.445	54.025	80.49	1.094	18:04:07.089
6 -	32.317	21.246	53.563	81.18	0.632	18:05:00.652
7 -	32.250	21.019	53.269 (3)	81.63	0.338	18:05:53.921
8 -	32.282	21.060	53.342	81.52	0.411	18:06:47.263
9 -	32.124	21.017	53.141 (2)	81.83	0.210	18:07:40.404
10 -	31.971	20.960	52.931 (1)	82.15		18:08:33.335
11 -	32.142	21.540	53.682	81.00	0.751	18:09:27.017

P26 32 C Mark PIPER			Yamaha -			
IDEAL LAP TIME : 53.246		BEST LAP TIME : 53.306		DIFFERENCE : 0.060		
LAP	SECTOR 1	SECTOR 2	LAP TIME	MPH	DIFF	TIME OF DAY
1 -		21.654	1:03.059	68.95	9.753	18:00:30.126
2 -	33.517	21.731	55.248	78.71	1.942	18:01:25.374
3 -	32.848	20.853	53.701	80.97	0.395	18:02:19.075
4 -	32.753	20.920	53.673	81.02	0.367	18:03:12.748
5 -	32.574	21.166	53.740	80.91	0.434	18:04:06.488
6 -	32.449	20.857	53.306 (1)	81.57		18:04:59.794
7 -	32.641	20.887	53.528 (3)	81.23	0.222	18:05:53.322
8 -	32.827	21.214	54.041	80.46	0.735	18:06:47.363
9 -	32.870	20.797	53.667	81.02	0.361	18:07:41.030
10 -	32.506	20.990	53.496 (2)	81.28	0.190	18:08:34.526
11 -	33.716	21.099	54.815	79.33	1.509	18:09:29.341

P27 34 Donald GILBERT			Yamaha - QED RAVENOL			
IDEAL LAP TIME : 53.344		BEST LAP TIME : 53.419		DIFFERENCE : 0.075		
LAP	SECTOR 1	SECTOR 2	LAP TIME	MPH	DIFF	TIME OF DAY
1 -		22.133	1:02.803	69.24	9.384	18:00:29.870
2 -	33.442	21.925	55.367	78.54	1.948	18:01:25.237
3 -	33.668	21.582	55.250	78.70	1.831	18:02:20.487

Weather / Track : Cloudy / Dry

Brands Hatch Indy
Circuit Length = 1.2079 miles
Start: 17:59 Flag 18:09 End: 18:10

BMCRC - MRO Championships 2015 - Rnd 1 @ Brands Hatch Indy

Team Respro MRO 600 inc Clubman 600

RACE 18 - SECTOR ANALYSIS

SECTOR 1 = FL to I1, SECTOR 2 = I1 to I2, SECTOR 3 = I2 to FL, DIFF = Difference To Personal Best Lap

4 -	32.988	21.821	54.809	79.34	1.390	18:03:15.296
5 -	32.829	21.283	54.112	80.36	0.693	18:04:09.408
6 -	32.442	21.240	53.682 (3)	81.00	0.263	18:05:03.090
7 -	32.734	21.179	53.913	80.65	0.494	18:05:57.003
8 -	32.264	21.155	53.419 (1)	81.40		18:06:50.422
9 -	32.481	21.390	53.871	80.72	0.452	18:07:44.293
10 -	32.464	21.080	53.544 (2)	81.21	0.125	18:08:37.837
11 -	33.396	21.372	54.768	79.40	1.349	18:09:32.605

P28 120 C David COMBRINCK			Kawasaki -			
IDEAL LAP TIME : 53.410		BEST LAP TIME : 53.500		DIFFERENCE : 0.090		
LAP	SECTOR 1	SECTOR 2	LAP TIME	MPH	DIFF	TIME OF DAY
1 -		22.534	1:03.541	68.43	10.041	18:00:30.608
2 -	33.257	22.135	55.392	78.50	1.892	18:01:26.000
3 -	33.083	21.899	54.982	79.09	1.482	18:02:20.982
4 -	32.934	21.731	54.665	79.55	1.165	18:03:15.647
5 -	32.855	21.447	54.302	80.08	0.802	18:04:09.949
6 -	32.367	21.419	53.786	80.85	0.286	18:05:03.735
7 -	32.403	21.598	54.001	80.52	0.501	18:05:57.736
8 -	32.538	21.222	53.760 (3)	80.88	0.260	18:06:51.496
9 -	32.396	21.197	53.593 (2)	81.14	0.093	18:07:45.089
10 -	32.213	21.287	53.500 (1)	81.28		18:08:38.589
11 -	32.790	21.744	54.534	79.74	1.034	18:09:33.123

P29 131 C Emma SELWAY			Yamaha -			
IDEAL LAP TIME : 53.650		BEST LAP TIME : 53.660		DIFFERENCE : 0.010		
LAP	SECTOR 1	SECTOR 2	LAP TIME	MPH	DIFF	TIME OF DAY
1 -		22.568	1:04.669	67.24	11.009	18:00:31.736
2 -	33.774	21.498	55.272	78.67	1.612	18:01:27.008
3 -	33.935	21.059	54.994	79.07	1.334	18:02:22.002
4 -	32.906	21.146	54.052	80.45	0.392	18:03:16.054
5 -	33.198	21.069	54.267	80.13	0.607	18:04:10.321
6 -	32.719	20.941	53.660 (1)	81.03		18:05:03.981
7 -	32.924	20.931	53.855 (3)	80.74	0.195	18:05:57.836
8 -	33.016	20.976	53.992	80.54	0.332	18:06:51.828
9 -	32.752	21.019	53.771 (2)	80.87	0.111	18:07:45.599
10 -	33.345	21.668	55.013	79.04	1.353	18:08:40.612
11 -	33.445	21.696	55.141	78.86	1.481	18:09:35.753

P30 56 C Michael MILLS			Yamaha - Area Fifty One Racing			
IDEAL LAP TIME : 54.010		BEST LAP TIME : 54.271		DIFFERENCE : 0.261		
LAP	SECTOR 1	SECTOR 2	LAP TIME	MPH	DIFF	TIME OF DAY
1 -		22.557	1:04.995	66.90	10.724	18:00:32.062
2 -	33.939	21.608	55.547	78.28	1.276	18:01:27.609
3 -	33.814	21.616	55.430	78.45	1.159	18:02:23.039
4 -	33.440	21.491	54.931	79.16	0.660	18:03:17.970
5 -	33.512	21.778	55.290	78.65	1.019	18:04:13.260
6 -	33.792	21.656	55.448	78.42	1.177	18:05:08.708
7 -	33.529	21.605	55.134	78.87	0.863	18:06:03.842
8 -	33.566	21.236	54.802	79.35	0.531	18:06:58.644
9 -	32.774	21.558	54.332 (2)	80.03	0.061	18:07:52.976
10 -	33.265	21.281	54.546 (3)	79.72	0.275	18:08:47.522
11 -	32.882	21.389	54.271 (1)	80.12		18:09:41.793

P31 147 C Sean CHASTON			Yamaha - Hyside Motorcycles			
IDEAL LAP TIME : 54.279		BEST LAP TIME : 54.279		DIFFERENCE : 0.000		
LAP	SECTOR 1	SECTOR 2	LAP TIME	MPH	DIFF	TIME OF DAY
1 -		22.741	1:05.692	66.19	11.413	18:00:32.759
2 -	34.572	22.389	56.961	76.34	2.682	18:01:29.720
3 -	33.768	21.820	55.588	78.22	1.309	18:02:25.308

Weather / Track : Cloudy / Dry

Brands Hatch Indy
Circuit Length = 1.2079 miles
Start: 17:59 Flag 18:09 End: 18:10

BMCRC - MRO Championships 2015 - Rnd 1 @ Brands Hatch Indy

Team Respro MRO 600 inc Clubman 600

RACE 18 - SECTOR ANALYSIS

SECTOR 1 = FL to I1, SECTOR 2 = I1 to I2, SECTOR 3 = I2 to FL, DIFF = Difference To Personal Best Lap

4 -	33.362	21.699	55.061	78.97	0.782	18:03:20.369
5 -	33.357	21.626	54.983	79.08	0.704	18:04:15.352
6 -	33.336	21.636	54.972 (3)	79.10	0.693	18:05:10.324
7 -	33.545	21.567	55.112	78.90	0.833	18:06:05.436
8 -	33.798	21.565	55.363	78.54	1.084	18:07:00.799
9 -	33.345	21.653	54.998	79.06	0.719	18:07:55.797
10 -	32.947	21.332	54.279 (1)	80.11		18:08:50.076
11 -	32.965	21.397	54.362 (2)	79.99	0.083	18:09:44.438

P32 73 Sarah JORDAN		Triumph - Bernard Elliott Racing				
IDEAL LAP TIME : 55.237		BEST LAP TIME : 55.265		DIFFERENCE : 0.028		
LAP	SECTOR 1	SECTOR 2	LAP TIME	MPH	DIFF	TIME OF DAY
1 -		22.248	1:04.135	67.80	8.870	18:00:31.202
2 -	34.068	21.573	55.641	78.15	0.376	18:01:26.843
3 -	33.860	21.563	55.423	78.46	0.158	18:02:22.266
4 -	33.773	21.592	55.365	78.54	0.100	18:03:17.631
5 -	34.231	21.913	56.144	77.45	0.879	18:04:13.775
6 -	34.024	21.619	55.643	78.15	0.378	18:05:09.418
7 -	33.687	21.582	55.269 (2)	78.68	0.004	18:06:04.687
8 -	33.733	21.742	55.475	78.38	0.210	18:07:00.162
9 -	33.789	21.550	55.339 (3)	78.58	0.074	18:07:55.501
10 -	33.820	21.618	55.438	78.44	0.173	18:08:50.939
11 -	33.700	21.565	55.265 (1)	78.68		18:09:46.204

P33 9 C Chris LAY		Yamaha -				
IDEAL LAP TIME : 54.622		BEST LAP TIME : 54.976		DIFFERENCE : 0.354		
LAP	SECTOR 1	SECTOR 2	LAP TIME	MPH	DIFF	TIME OF DAY
1 -		22.662	1:05.908	65.97	10.932	18:00:32.975
2 -	34.228	21.826	56.054	77.57	1.078	18:01:29.029
3 -	33.208	21.778	54.986 (2)	79.08	0.010	18:02:24.015
4 -	33.570	22.007	55.577	78.24	0.601	18:03:19.592
5 -	33.367	21.716	55.083 (3)	78.94	0.107	18:04:14.675
6 -	33.641	21.697	55.338	78.58	0.362	18:05:10.013
7 -	33.514	21.663	55.177	78.81	0.201	18:06:05.190
8 -	33.604	21.949	55.553	78.27	0.577	18:07:00.743
9 -	33.743	21.752	55.495	78.36	0.519	18:07:56.238
10 -	33.562	21.414	54.976 (1)	79.10		18:08:51.214
11 -	33.824	21.416	55.240	78.72	0.264	18:09:46.454

P34 55 C Paul GARNER		Yamaha - Area Fifty One Racing				
IDEAL LAP TIME : 54.791		BEST LAP TIME : 55.010		DIFFERENCE : 0.219		
LAP	SECTOR 1	SECTOR 2	LAP TIME	MPH	DIFF	TIME OF DAY
1 -		22.004	1:06.590	65.30	11.580	18:00:33.657
2 -	34.455	21.804	56.259	77.29	1.249	18:01:29.916
3 -	34.199	21.803	56.002	77.65	0.992	18:02:25.918
4 -	33.579	21.431	55.010 (1)	79.05		18:03:20.928
5 -	33.631	21.866	55.497	78.35	0.487	18:04:16.425
6 -	33.674	21.658	55.332 (3)	78.59	0.322	18:05:11.757
7 -	33.682	21.766	55.448	78.42	0.438	18:06:07.205
8 -	33.373	21.675	55.048 (2)	78.99	0.038	18:07:02.253
9 -	33.928	21.473	55.401	78.49	0.391	18:07:57.654
10 -	33.360	22.487	55.847	77.86	0.837	18:08:53.501
11 -	40.934	23.192	1:04.126	67.81	9.116	18:09:57.627

P35 22 C Owen CHISLETT-BRUCE		Yamaha - New Forest Chimney Sweeping				
IDEAL LAP TIME : 59.223		BEST LAP TIME : 59.223		DIFFERENCE : 0.000		
LAP	SECTOR 1	SECTOR 2	LAP TIME	MPH	DIFF	TIME OF DAY
1 -		23.463	1:08.317	63.65	9.094	18:00:35.384
2 -	37.299	23.602	1:00.901	71.40	1.678	18:01:36.285
3 -	37.225	23.715	1:00.940	71.35	1.717	18:02:37.225

Weather / Track : Cloudy / Dry

Brands Hatch Indy
Circuit Length = 1.2079 miles
Start: 17:59 Flag 18:09 End: 18:10

BMCRC - MRO Championships 2015 - Rnd 1 @ Brands Hatch Indy

Team Respro MRO 600 inc Clubman 600

RACE 18 - SECTOR ANALYSIS

SECTOR 1 = FL to I1, SECTOR 2 = I1 to I2, SECTOR 3 = I2 to FL, DIFF = Difference To Personal Best Lap

4 -	37.110	23.557	1:00.667	71.67	1.444	18:03:37.892
5 -	37.210	23.001	1:00.211	72.22	0.988	18:04:38.103
6 -	36.460	22.763	59.223 (1)	73.42		18:05:37.326
7 -	36.565	23.237	59.802	72.71	0.579	18:06:37.128
8 -	36.916	23.203	1:00.119	72.33	0.896	18:07:37.247
9 -	36.473	23.282	59.755 (3)	72.77	0.532	18:08:37.002
10 -	36.818	22.819	59.637 (2)	72.91	0.414	18:09:36.639

P36 163		Simon BLACKWELL		Kawasaki - SFC Racing			
IDEAL LAP TIME : 56.105		BEST LAP TIME : 56.235		DIFFERENCE : 0.130			
LAP	SECTOR 1	SECTOR 2	LAP TIME	MPH	DIFF	TIME OF DAY	
1 -		23.330	1:08.635	63.35	12.400	18:00:35.702	
2 -	36.879	22.849	59.728	72.80	3.493	18:01:35.430	
3 -	35.065	22.701	57.766	75.27	1.531	18:02:33.196	
4 -	34.982	22.547	57.529	75.58	1.294	18:03:30.725	
5 -	34.307	22.512	56.819	76.53	0.584	18:04:27.544	
6 -	34.098	22.137	56.235 (1)	77.32		18:05:23.779	
7 -	34.081	22.530	56.611 (2)	76.81	0.376	18:06:20.390	
8 -	1:00.881	23.202	1:24.083	51.71	27.848	18:07:44.473	
9 -	34.086	22.809	56.895	76.43	0.660	18:08:41.368	
10 -	34.642	22.024	56.666 (3)	76.74	0.431	18:09:38.034	

Weather / Track : Cloudy / Dry

Results can be found at www.tsl-timing.com

Page 10 of 10

Brands Hatch Indy
Circuit Length = 1.2079 miles
Start: 17:59 Flag 18:09 End: 18:10

Printed - 18:12 Saturday, 28 March 2015

BMCRC - MRO Championships 2015 - Rnd 1 @ Brands Hatch Indy

Team Respro MRO 600 inc Clubman 600

RACE 18 - BEST SECTORS

SECTOR 1			SECTOR 2			IDEAL / BEST COMPARISON						
POS	NO	NAME	TIME	NO	NAME	TIME	POS	NO	NAME	IDEAL	BEST	DIFF
									PERFECT LAP	48.480		
1	95	TRUELOVE	29.142	14	BURRAGE	19.338	1	95	TRUELOVE	48.541	48.846	0.305
2	57	PUTTRELL	29.546	95	TRUELOVE	19.399	2	14	BURRAGE	48.991	48.991	0.000
3	14	BURRAGE	29.653	57	PUTTRELL	19.493	3	57	PUTTRELL	49.039	49.149	0.110
4	52	PHILP	29.858	66	GOGGINS	19.788	4	52	PHILP	49.688	49.827	0.139
5	96	TURNER	30.041	52	PHILP	19.830	5	96	TURNER	49.901	50.024	0.123
6	66	GOGGINS	30.208	74	MORPHETT	19.854	6	66	GOGGINS	49.996	50.075	0.079
7	173	DRAPER	30.270	96	TURNER	19.860	7	75	GALLAWAY	50.151	50.151	0.000
8	75	GALLAWAY	30.270	75	GALLAWAY	19.881	8	173	DRAPER	50.300	50.401	0.101
9	54	BECK	30.339	61	SAVAGE	19.966	9	54	BECK	50.323	50.455	0.132
10	21	TRUELOVE	30.479	54	BECK	19.984	10	74	MORPHETT	50.395	50.434	0.039
11	74	MORPHETT	30.541	41	HARRIS	19.985	11	21	TRUELOVE	50.550	50.568	0.018
12	41	HARRIS	30.712	59	TUCKER	20.022	12	61	SAVAGE	50.686	50.686	0.000
13	61	SAVAGE	30.720	173	DRAPER	20.030	13	41	HARRIS	50.697	50.777	0.080
14	59	TUCKER	30.748	23	SMITH	20.063	14	59	TUCKER	50.770	50.770	0.000
15	39	SMITH	30.820	21	TRUELOVE	20.071	15	39	SMITH	51.075	51.195	0.120
16	422	DOOLAN	31.014	79	WAKE	20.175	16	79	WAKE	51.201	51.201	0.000
17	79	WAKE	31.026	161	SMITH	20.180	17	8	NEWSTEAD	51.343	51.603	0.260
18	8	NEWSTEAD	31.041	39	SMITH	20.255	18	23	SMITH	51.349	51.349	0.000
19	40	SHELVEY	31.076	8	NEWSTEAD	20.302	19	184	TWYFORD	51.413	51.487	0.074
20	184	TWYFORD	31.096	184	TWYFORD	20.317	20	40	SHELVEY	51.467	51.479	0.012
21	23	SMITH	31.286	40	SHELVEY	20.391	21	422	DOOLAN	51.508	51.508	0.000
22	187	HALL	31.315	187	HALL	20.442	22	187	HALL	51.757	51.757	0.000
23	161	SMITH	31.586	422	DOOLAN	20.494	23	161	SMITH	51.766	51.893	0.127
24	31	FRANCIS	31.923	31	FRANCIS	20.556	24	31	FRANCIS	52.479	52.531	0.052
25	63	CIPRIANO	31.971	32	PIPER	20.797	25	63	CIPRIANO	52.931	52.931	0.000
26	120	COMBRINCK	32.213	131	SELWAY	20.931	26	32	PIPER	53.246	53.306	0.060
27	34	GILBERT	32.264	63	CIPRIANO	20.960	27	34	GILBERT	53.344	53.419	0.075
28	32	PIPER	32.449	34	GILBERT	21.080	28	120	COMBRINCK	53.410	53.500	0.090
29	131	SELWAY	32.719	120	COMBRINCK	21.197	29	131	SELWAY	53.650	53.660	0.010
30	56	MILLS	32.774	56	MILLS	21.236	30	56	MILLS	54.010	54.271	0.261
31	147	CHASTON	32.947	147	CHASTON	21.332	31	147	CHASTON	54.279	54.279	0.000
32	9	LAY	33.208	9	LAY	21.414	32	9	LAY	54.622	54.976	0.354
33	55	GARNER	33.360	55	GARNER	21.431	33	55	GARNER	54.791	55.010	0.219
34	73	JORDAN	33.687	73	JORDAN	21.550	34	73	JORDAN	55.237	55.265	0.028
35	163	BLACKWELL	34.081	163	BLACKWELL	22.024	35	163	BLACKWELL	56.105	56.235	0.130
36	22	CHISLETT-BRUCE	36.460	22	CHISLETT-BRUCE	22.763	36	22	CHISLETT-BRUCE	59.223	59.223	0.000
37												

Weather / Track : Cloudy / Dry

Results can be found at www.tsl-timing.com

Brands Hatch Indy
Circuit Length = 1.2079 miles
Start: 17:59 Flag 18:09 End: 18:10

Printed - 18:12 Saturday, 28 March 2015

BMCRC - MRO Championships 2015 - Rnd 1 @ Brands Hatch Indy

Team Respro MRO 600 inc Clubman 600

RACE 8 - GRID

ROW 13	39	142	Mick WHALLEY	38	5	Tom DEAN	37	174	Talan SKEELS-PIGGINS
ROW 12	36	163	Simon BLACKWELL	35	22	Owen CHISLETT-BRUCE	34	55	Paul GARNER
ROW 11	33	9	Chris LAY	32	73	Sarah JORDAN	31	147	Sean CHASTON
ROW 10	30	56	Michael MILLS	29	131	Emma SELWAY	28	120	David COMBRINCK
ROW 9	27	34	Donald GILBERT	26	32	Mark PIPER	25	63	Nico CIPRIANO
ROW 8	24	31	Ashley FRANCIS	23	187	Michael HALL	22	422	Ben DOOLAN
ROW 7	21	161	Ben SMITH	20	8	Grant NEWSTEAD	19	23	Tom SMITH
ROW 6	18	41	Luke HARRIS	17	184	David TWYFORD	16	40	David SHELVEY
ROW 5	15	39	Shane SMITH	14	59	Simon TUCKER	13	54	Christopher BECK
ROW 4	12	79	David WAKE	11	74	Joe MORPHETT	10	61	Olly SAVAGE
ROW 3	9	75	Paul GALLAWAY	8	21	Harry TRUELOVE	7	173	Stephen DRAPER
ROW 2	6	96	Martin TURNER	5	66	Joe GOGGINS	4	52	Tommy PHILP
ROW 1	3	57	James PUTTRELL	2	14	Chris BURRAGE	1	95	Matt TRUELOVE

Pole

Brands Hatch Indy
Circuit Length = 1.2079 miles

These results are provisional until the conclusion of any judicial and technical matters.

Clerk Of Course :	Timekeeper :
-------------------	--------------

Results can be found at www.tsl-timing.com

Printed - 18:14 Saturday, 28 March 2015



BMCRC - MRO Championships 2015 - Rnd 1 @ Brands Hatch Indy

Team Respro MRO 600 inc Clubman 600

RACE 8 - CLASSIFICATION

POS	NO	CL	PIC NAME	ENTRY	LAPS	TIME	GAP	DIFF	MPH	BEST	ON
1	52		Tommy PHILP	Yamaha - Berkshire Motorcycles Ltd	12	11:38.380			74.72	56.307	9
2	95		Matt TRUELOVE	Yamaha -	12	11:40.020	1.640	1.640	74.54	56.561	9
3	66		Joe GOGGINS	Yamaha - Lexicon Racing	12	11:58.725	20.345	18.705	72.60	57.258	12
4	173	C	Stephen DRAPER	Yamaha -	12	12:00.028	21.648	1.303	72.47	58.500	11
5	21	C	Harry TRUELOVE	Yamaha -	12	12:00.469	22.089	0.441	72.42	58.340	11
6	39		Shane SMITH	Triumph - Ridemoto.com	12	12:01.178	22.798	0.709	72.35	58.035	11
7	8	C	Grant NEWSTEAD	Yamaha - Tinklers Motorcycles	12	12:04.496	26.116	3.318	72.02	57.700	12
8	57		James PUTTRELL	Yamaha - R H Logistics	12	12:05.518	27.138	1.022	71.92	58.485	12
9	61	C	Olly SAVAGE	Kawasaki - Validus-IVC Ltd	12	12:12.641	34.261	7.123	71.22	59.348	5
10	40		David SHELVEY	Suzuki -	12	12:18.487	40.107	5.846	70.66	59.109	9
11	161	C	Ben SMITH	Yamaha -	12	12:18.715	40.335	0.228	70.64	59.266	8
12	79	C	David WAKE	Yamaha -	12	12:25.504	47.124	6.789	69.99	1:00.620	7
13	54	C	Christopher BECK	Suzuki - Area Fifty One Racing	12	12:36.950	58.570	11.446	68.93	1:00.263	11
14	34		Donald GILBERT	Yamaha - QED RAVENOL	12	12:37.031	58.651	0.081	68.93	1:00.059	9
15	23	C	Tom SMITH	Yamaha -	12	12:38.232	59.852	1.201	68.82	1:00.291	9
16	41		Luke HARRIS	Kawasaki - Steve Jordan/Nexx/Formal/ELP	11	11:39.078	1 Lap	1 Lap	68.42	1:00.087	9
17	187	C	Michael HALL	Kawasaki -	11	11:46.161	1 Lap	7.083	67.73	1:01.433	11
18	120	C	David COMBRINCK	Kawasaki -	11	11:47.031	1 Lap	0.870	67.65	59.908	11
19	63	C	Nico CIPRIANO	Yamaha -	11	11:54.925	1 Lap	7.894	66.90	1:02.746	8
20	74	C	Joe MORPHETT	Yamaha -	11	11:54.971	1 Lap	0.046	66.90	1:02.360	11
21	9	C	Chris LAY	Yamaha -	11	11:55.237	1 Lap	0.266	66.87	1:02.682	11
22	32	C	Mark PIPER	Yamaha -	11	12:20.939	1 Lap	25.702	64.55	1:03.811	11
23	131	C	Emma SELWAY	Yamaha -	11	12:30.101	1 Lap	9.162	63.77	1:05.264	11
24	56	C	Michael MILLS	Yamaha - Area Fifty One Racing	11	12:36.642	1 Lap	6.541	63.21	1:06.655	6
25	163		Simon BLACKWELL	Kawasaki - SFC Racing	10	11:44.788	2 Laps	1 Lap	61.70	1:07.100	5
26	174	C	Talan SKEELS-PIGGINS	Suzuki - McMillan Williams	10	11:51.518	2 Laps	6.730	61.11	1:08.731	10

NOT CLASSIFIED

DNF	422	C	Ben DOOLAN	Yamaha - BD Plastering	9	9:10.806	3 Laps	1 Lap	71.05	58.391	6
DNF	59	C	Simon TUCKER	Yamaha - Area Fifty One Racing	8	8:36.839	4 Laps	1 Lap	67.31	1:00.908	8
DNF	75	C	Paul GALLAWAY	Yamaha - Cornerstone Garage	4	4:22.533	8 Laps	4 Laps	66.25	1:03.796	2
DNF	55	C	Paul GARNER	Yamaha - Area Fifty One Racing	2	2:31.042	10 Laps	2 Laps	57.58	1:11.695	2
DNF	31	C	Ashley FRANCIS	Yamaha -	1	1:12.423	11 Laps	1 Lap	60.04	1:12.423	1
DNF	147	C	Sean CHASTON	Yamaha - Hyside Motorcycles	1	1:17.595	11 Laps	5.172	56.04	1:17.595	1

FASTEST LAP

52			Tommy PHILP	Yamaha - Berkshire Motorcycles Ltd	9	56.307	77.23 mph	124.29 kph
8	C		Grant NEWSTEAD	Yamaha - Tinklers Motorcycles	12	57.700	75.36 mph	121.28 kph

Class - 90% of Race Speed = 67.24 mph
Class C - 90% of Race Speed = 65.22 mph

Brands Hatch Indy
Circuit Length = 1.2079 miles
Start: 14:10 Flag 14:22 End: 14:23

Weather / Track : Cloudy / Wet

These results are provisional until the conclusion of any judicial and technical matters.

Clerk Of Course :	Timekeeper :
-------------------	--------------

Results can be found at www.tsl-timing.com

Printed - 14:23 Sunday, 29 March 2015



BMCRC - MRO Championships 2015 - Rnd 1 @ Brands Hatch Indy

Team Respro MRO 600 inc Clubman 600

RACE 8 - LAP CHART

LAP 1 @ 14:11:57.139		
NO	BEHIND	LAP TIME

95		1:02.821
52	0.525	1:03.346
173	2.538	1:05.359
57	2.668	1:05.489
21	3.430	1:06.251
66	3.648	1:06.469
61	3.926	1:06.747
39	4.030	1:06.851
75	4.717	1:07.538
79	4.929	1:07.750
40	6.560	1:09.381
54	8.167	1:10.988
8	8.337	1:11.158
161	8.506	1:11.327
74	8.919	1:11.740
422	8.999	1:11.820
41	9.234	1:12.055
59	9.582	1:12.403
31	9.602	1:12.423
187	9.914	1:12.735
23	10.335	1:13.156
34	10.425	1:13.246
63	11.776	1:14.597
9	12.088	1:14.909
120	12.413	1:15.234
131	13.270	1:16.091
32	13.627	1:16.448
56	13.959	1:16.780
147	14.774	1:17.595
55	16.526	1:19.347
174	16.924	1:19.745
163	19.305	1:22.126

LAP 2 @ 14:12:55.265		
NO	BEHIND	LAP TIME

95		58.126
52	1.351	58.952
173	5.789	1:01.377
57	6.147	1:01.605
39	6.350	1:00.446
21	6.498	1:01.194
66	6.995	1:01.473
61	7.761	1:01.961
79	9.167	1:02.364
75	10.387	1:03.796
8	12.099	1:01.888
40	13.004	1:04.570
161	13.155	1:02.775
422	13.180	1:02.307
59	15.800	1:04.344
34	16.868	1:04.569
23	17.803	1:05.594
54	18.213	1:08.172
41	18.675	1:07.567
74	19.498	1:08.705
187	19.683	1:07.895
63	20.620	1:06.970
9	21.088	1:07.126
120	21.534	1:07.247
131	24.110	1:08.966
56	24.367	1:08.534
32	25.154	1:09.653

LAP 3 @ 14:13:53.486		
NO	BEHIND	LAP TIME

95		58.221
52	1.576	58.446
39	8.721	1:00.592
21	10.154	1:01.877
173	10.169	1:02.601
57	10.433	1:02.507
66	10.637	1:01.863
61	11.084	1:01.544
79	12.826	1:01.880
422	16.929	1:01.970
8	16.962	1:03.084
75	17.018	1:04.852
161	17.066	1:02.132
40	17.794	1:03.011
59	23.517	1:05.938
34	23.694	1:05.047
41	24.666	1:04.212
54	24.910	1:04.918
23	24.941	1:05.359
187	25.269	1:03.807
63	27.649	1:05.250
74	27.904	1:06.627
9	28.650	1:05.783
120	29.124	1:05.811
56	33.683	1:07.537
32	34.393	1:07.460
131	35.148	1:09.259
163	45.263	1:10.624
174	45.922	1:12.548

LAP 4 @ 14:14:51.415		
NO	BEHIND	LAP TIME

95		57.929
52	2.456	58.809
39	11.259	1:00.467
21	11.782	59.557
173	12.017	59.777
66	12.427	59.719
57	12.970	1:00.466
61	13.266	1:00.111
79	17.544	1:02.647
8	18.426	59.393
422	18.692	59.692
161	20.012	1:00.875
40	21.743	1:01.878
75	25.436	1:06.347
34	30.153	1:04.388
54	30.235	1:03.254
59	30.278	1:04.690
41	30.858	1:04.121
187	31.501	1:04.161
23	31.657	1:04.645
74	34.586	1:04.611
63	35.103	1:05.383
9	35.636	1:04.915
120	35.886	1:04.691
56	43.885	1:08.131
32	44.219	1:07.755

LAP 5 @ 14:15:49.443		
NO	BEHIND	LAP TIME

95		58.028
174	1 Lap	1:10.067
52	1.824	57.396
39	11.834	58.603
21	12.653	58.899
173	12.706	58.717
66	13.399	59.000
57	14.377	59.435
61	14.586	59.348
8	19.124	58.726
422	19.297	58.633
79	21.621	1:02.105
161	22.938	1:00.954
40	24.672	1:00.957
54	33.257	1:01.050
34	35.298	1:03.173
59	36.177	1:03.927
41	36.460	1:03.630
23	36.540	1:02.911
187	37.058	1:03.585
74	39.884	1:03.326
63	40.573	1:03.498
120	41.151	1:03.293
9	41.783	1:04.175
56	53.402	1:07.545
32	53.541	1:07.350
131	55.333	1:07.927

LAP 6 @ 14:16:47.836		
NO	BEHIND	LAP TIME

95		58.393
52	1.168	57.737
163	1 Lap	1:07.100
174	1 Lap	1:09.156
39	12.662	59.221
173	13.112	58.799
21	13.799	59.539
66	13.984	58.978
61	15.769	59.576
57	16.191	1:00.207
8	19.125	58.394
422	19.295	58.391
79	24.540	1:01.312
161	25.285	1:00.740
40	26.561	1:00.282
54	36.224	1:01.360
34	39.196	1:02.291
23	39.377	1:01.230
59	40.024	1:02.240
41	40.192	1:02.125
187	41.008	1:02.343
63	45.418	1:03.238
74	45.769	1:04.278
120	46.041	1:03.283
9	46.794	1:03.404

LAP 7 @ 14:17:46.844		
NO	BEHIND	LAP TIME

95		59.008
52	0.232	58.072
32	1 Lap	1:05.759
56	1 Lap	1:06.655
131	1 Lap	1:06.939
39	13.441	59.787
173	13.552	59.448
21	14.327	59.536
66	14.440	59.464
163	1 Lap	1:08.486
57	16.683	59.500
61	17.587	1:00.826
8	18.976	58.859
422	19.126	58.839
174	1 Lap	1:09.702
79	26.152	1:00.620
161	26.194	59.917
40	27.617	1:00.064
54	38.704	1:01.488
23	41.142	1:00.773
34	41.793	1:01.605
41	42.857	1:01.673
59	43.405	1:02.389
187	44.839	1:02.839
63	49.976	1:03.566
74	50.875	1:04.114
120	51.177	1:04.144
9	51.324	1:03.538

LAP 8 @ 14:18:44.343		
NO	BEHIND	LAP TIME

52		57.267
95	0.209	57.708
32	1 Lap	1:06.660
56	1 Lap	1:07.607
131	1 Lap	1:05.658
173	14.684	58.631
39	15.139	59.197
21	15.345	58.517
66	15.441	58.500
57	18.675	59.491
61	20.065	59.977
8	20.246	58.769
422	20.411	58.784
163	1 Lap	1:08.767
161	27.961	59.266
40	29.604	59.486
79	29.825	1:01.172
174	1 Lap	1:09.338
54	42.788	1:01.583
23	44.145	1:00.502
34	44.924	1:00.630
41	46.090	1:00.732
59	46.814	1:00.908
187	49.748	1:02.408
120	55.111	1:01.433
63	55.223	1:02.746

LAP 9 @ 14:19:40.650		
NO	BEHIND	LAP TIME

52		56.307
----	--	--------

74	1 Lap	1:03.123
95	0.463	56.561
9	1 Lap	1:03.006
173	17.765	59.388
66	18.233	59.099
39	18.257	59.425
21	18.479	59.441
32	1 Lap	1:05.483
57	22.201	59.833
8	22.551	58.612
422	24.474	1:00.370
61	25.124	1:01.366
56	1 Lap	1:08.987
131	1 Lap	1:09.241
161	31.802	1:00.148
40	32.406	59.109
79	34.522	1:01.004
163	1 Lap	1:08.696
174	1 Lap	1:09.328
54	47.053	1:00.572
23	48.129	1:00.291
34	48.676	1:00.059
41	49.870	1:00.087
187	56.699	1:03.258

LAP 10 @ 14:20:37.815		
NO	BEHIND	LAP TIME

52		57.165
95	0.757	57.459
120	1 Lap	1:01.329
63	1 Lap	1:03.084
74	1 Lap	1:02.792
9	1 Lap	1:02.806
173	19.170	58.570
66	19.354	58.286
21	19.836	58.522
39	20.024	58.932
57	24.335	59.299
8	24.803	59.417
61	28.701	1:00.742
32	1 Lap	1:05.702
131	1 Lap	1:06.368
40	35.693	1:00.452
161	35.920	1:01.283
56	1 Lap	1:10.009
79	38.746	1:01.389
54	51.948	1:02.060
34	52.319	1:00.808
163	1 Lap	1:09.951
23	53.576	1:02.612
41	55.170	1:02.465

LAP 11 @ 14:21:35.440		
NO	BEHIND	LAP TIME

52		57.625
174	2 Laps	1:10.106
95	1.998	58.866
187	1 Lap	1:01.697
120	1 Lap	1:00.658
63	1 Lap	1:03.326
9	1 Lap	1:02.893
74	1 Lap	1:03.295
173	20.045	58.500
66	20.345	58.616

Brands Hatch Indy

Circuit Length = 1.2079 miles

Start: 14:10 Flag 14:22 End: 14:23

Weather / Track : Cloudy / Wet

BMCRC - MRO Championships 2015 - Rnd 1 @ Brands Hatch Indy

Team Respro MRO 600 inc Clubman 600

RACE 8 - LAP CHART

39	20.434	58.035
21	20.551	58.340
8	25.674	58.496
57	25.911	59.201
61	30.934	59.858
32	1 Lap	1:04.858
40	38.106	1:00.038
161	38.216	59.921
131	1 Lap	1:06.173
79	43.746	1:02.625
56	1 Lap	1:07.509
54	54.586	1:00.263
34	55.421	1:00.727
23	56.457	1:00.506

LAP 12	@ 14:22:32.698
---------------	-----------------------

NO	BEHIND	LAP TIME
52		57.258
41	1 Lap	1:00.411
95	1.640	56.900
163	2 Laps	1:08.822
187	1 Lap	1:01.433
120	1 Lap	59.908
174	2 Laps	1:08.731
63	1 Lap	1:03.267
74	1 Lap	1:02.360
9	1 Lap	1:02.682
66	20.345	57.258
173	21.648	58.861
21	22.089	58.796
39	22.798	59.622
8	26.116	57.700
57	27.138	58.485
61	34.261	1:00.585
40	40.107	59.259
161	40.335	59.377
32	1 Lap	1:03.811
79	47.124	1:00.636
131	1 Lap	1:05.264
56	1 Lap	1:07.348
54	58.570	1:01.242
34	58.651	1:00.488
23	59.852	1:00.653

Weather / Track : Cloudy / Wet

BMCRC - MRO Championships 2015 - Rnd 1 @ Brands Hatch Indy

Team Respro MRO 600 inc Clubman 600

RACE 8 - SECTOR ANALYSIS

SECTOR 1 = FL to I1, SECTOR 2 = I1 to I2, SECTOR 3 = I2 to FL, DIFF = Difference To Personal Best Lap

P1 52		Tommy PHILP		Yamaha - Berkshire Motorcycles Ltd		
IDEAL LAP TIME : 56.307		BEST LAP TIME : 56.307		DIFFERENCE : 0.000		
LAP	SECTOR 1	SECTOR 2	LAP TIME	MPH	DIFF	TIME OF DAY
1 -		23.564	1:03.346	68.64	7.039	14:11:57.664
2 -	35.529	23.423	58.952	73.76	2.645	14:12:56.616
3 -	35.398	23.048	58.446	74.40	2.139	14:13:55.062
4 -	35.528	23.281	58.809	73.94	2.502	14:14:53.871
5 -	34.676	22.720	57.396	75.76	1.089	14:15:51.267
6 -	34.982	22.755	57.737	75.31	1.430	14:16:49.004
7 -	34.524	23.548	58.072	74.88	1.765	14:17:47.076
8 -	34.498	22.769	57.267	75.93	0.960	14:18:44.343
9 -	33.754	22.553	56.307 (1)	77.23		14:19:40.650
10 -	34.171	22.994	57.165 (2)	76.07	0.858	14:20:37.815
11 -	34.820	22.805	57.625	75.46	1.318	14:21:35.440
12 -	34.399	22.859	57.258 (3)	75.94	0.951	14:22:32.698

P2 95		Matt TRUELOVE		Yamaha -		
IDEAL LAP TIME : 56.542		BEST LAP TIME : 56.561		DIFFERENCE : 0.019		
LAP	SECTOR 1	SECTOR 2	LAP TIME	MPH	DIFF	TIME OF DAY
1 -		23.563	1:02.821	69.22	6.260	14:11:57.139
2 -	35.038	23.088	58.126	74.81	1.565	14:12:55.265
3 -	35.165	23.056	58.221	74.69	1.660	14:13:53.486
4 -	35.047	22.882	57.929	75.06	1.368	14:14:51.415
5 -	35.036	22.992	58.028	74.93	1.467	14:15:49.443
6 -	35.064	23.329	58.393	74.47	1.832	14:16:47.836
7 -	35.753	23.255	59.008	73.69	2.447	14:17:46.844
8 -	34.709	22.999	57.708	75.35	1.147	14:18:44.552
9 -	34.109	22.452	56.561 (1)	76.88		14:19:41.113
10 -	35.026	22.433	57.459 (3)	75.68	0.898	14:20:38.572
11 -	36.262	22.604	58.866	73.87	2.305	14:21:37.438
12 -	34.430	22.470	56.900 (2)	76.42	0.339	14:22:34.338

P3 66		Joe GOGGINS		Yamaha - Lexicon Racing		
IDEAL LAP TIME : 57.258		BEST LAP TIME : 57.258		DIFFERENCE : 0.000		
LAP	SECTOR 1	SECTOR 2	LAP TIME	MPH	DIFF	TIME OF DAY
1 -		24.586	1:06.469	65.42	9.211	14:12:00.787
2 -	37.176	24.297	1:01.473	70.74	4.215	14:13:02.260
3 -	37.513	24.350	1:01.863	70.29	4.605	14:14:04.123
4 -	36.448	23.271	59.719	72.81	2.461	14:15:03.842
5 -	35.745	23.255	59.000	73.70	1.742	14:16:02.842
6 -	35.653	23.325	58.978	73.73	1.720	14:17:01.820
7 -	36.218	23.246	59.464	73.13	2.206	14:18:01.284
8 -	35.575	22.925	58.500 (3)	74.33	1.242	14:18:59.784
9 -	36.021	23.078	59.099	73.58	1.841	14:19:58.883
10 -	35.368	22.918	58.286 (2)	74.60	1.028	14:20:57.169
11 -	35.551	23.065	58.616	74.18	1.358	14:21:55.785
12 -	35.225	22.033	57.258 (1)	75.94		14:22:53.043

P4 173 C		Stephen DRAPER		Yamaha -		
IDEAL LAP TIME : 58.152		BEST LAP TIME : 58.500		DIFFERENCE : 0.348		
LAP	SECTOR 1	SECTOR 2	LAP TIME	MPH	DIFF	TIME OF DAY
1 -		23.978	1:05.359	66.53	6.859	14:11:59.677
2 -	37.426	23.951	1:01.377	70.85	2.877	14:13:01.054
3 -	38.108	24.493	1:02.601	69.46	4.101	14:14:03.655
4 -	36.525	23.252	59.777	72.74	1.277	14:15:03.432
5 -	35.770	22.947	58.717	74.06	0.217	14:16:02.149
6 -	35.712	23.087	58.799	73.95	0.299	14:17:00.948
7 -	35.840	23.608	59.448	73.14	0.948	14:18:00.396
8 -	35.521	23.110	58.631 (3)	74.16	0.131	14:18:59.027
9 -	36.335	23.053	59.388	73.22	0.888	14:19:58.415

Weather / Track : Cloudy / Wet

Brands Hatch Indy
Circuit Length = 1.2079 miles
Start: 14:10 Flag 14:22 End: 14:23

BMCRC - MRO Championships 2015 - Rnd 1 @ Brands Hatch Indy

Team Respro MRO 600 inc Clubman 600

RACE 8 - SECTOR ANALYSIS

SECTOR 1 = FL to I1, SECTOR 2 = I1 to I2, SECTOR 3 = I2 to FL, DIFF = Difference To Personal Best Lap

10 -	35.658	22.912	58.570 (2)	74.24	0.070	14:20:56.985
11 -	35.676	22.824	58.500 (1)	74.33		14:21:55.485
12 -	36.230	22.631	58.861	73.87	0.361	14:22:54.346

P5	21 C	Harry TRUELOVE	Yamaha -			
IDEAL LAP TIME : 58.206		BEST LAP TIME : 58.340	DIFFERENCE : 0.134			

LAP	SECTOR 1	SECTOR 2	LAP TIME	MPH	DIFF	TIME OF DAY
1 -		24.069	1:06.251	65.63	7.911	14:12:00.569
2 -	37.382	23.812	1:01.194	71.06	2.854	14:13:01.763
3 -	37.435	24.442	1:01.877	70.27	3.537	14:14:03.640
4 -	36.123	23.434	59.557	73.01	1.217	14:15:03.197
5 -	35.618	23.281	58.899	73.83	0.559	14:16:02.096
6 -	36.268	23.271	59.539	73.03	1.199	14:17:01.635
7 -	35.723	23.813	59.536	73.04	1.196	14:18:01.171
8 -	35.455	23.062	58.517 (2)	74.31	0.177	14:18:59.688
9 -	36.095	23.346	59.441	73.15	1.101	14:19:59.129
10 -	35.592	22.930	58.522 (3)	74.30	0.182	14:20:57.651
11 -	35.589	22.751	58.340 (1)	74.53		14:21:55.991
12 -	35.857	22.939	58.796	73.96	0.456	14:22:54.787

P6	39	Shane SMITH	Triumph - Ridemoto.com			
IDEAL LAP TIME : 57.929		BEST LAP TIME : 58.035	DIFFERENCE : 0.106			

LAP	SECTOR 1	SECTOR 2	LAP TIME	MPH	DIFF	TIME OF DAY
1 -		24.003	1:06.851	65.04	8.816	14:12:01.169
2 -	36.340	24.106	1:00.446	71.94	2.411	14:13:01.615
3 -	36.573	24.019	1:00.592	71.76	2.557	14:14:02.207
4 -	36.609	23.858	1:00.467	71.91	2.432	14:15:02.674
5 -	35.156	23.447	58.603 (2)	74.20	0.568	14:16:01.277
6 -	35.581	23.640	59.221	73.43	1.186	14:17:00.498
7 -	35.750	24.037	59.787	72.73	1.752	14:18:00.285
8 -	35.793	23.404	59.197	73.45	1.162	14:18:59.482
9 -	36.184	23.241	59.425	73.17	1.390	14:19:58.907
10 -	36.039	22.893	58.932 (3)	73.79	0.897	14:20:57.839
11 -	35.036	22.999	58.035 (1)	74.93		14:21:55.874
12 -	36.311	23.311	59.622	72.93	1.587	14:22:55.496

P7	8 C	Grant NEWSTEAD	Yamaha - Tinklers Motorcycles			
IDEAL LAP TIME : 57.454		BEST LAP TIME : 57.700	DIFFERENCE : 0.246			

LAP	SECTOR 1	SECTOR 2	LAP TIME	MPH	DIFF	TIME OF DAY
1 -		25.595	1:11.158	61.11	13.458	14:12:05.476
2 -	37.905	23.983	1:01.888	70.26	4.188	14:13:07.364
3 -	38.290	24.794	1:03.084	68.93	5.384	14:14:10.448
4 -	36.056	23.337	59.393	73.21	1.693	14:15:09.841
5 -	35.520	23.206	58.726	74.04	1.026	14:16:08.567
6 -	35.170	23.224	58.394 (2)	74.47	0.694	14:17:06.961
7 -	35.034	23.825	58.859	73.88	1.159	14:18:05.820
8 -	35.479	23.290	58.769	73.99	1.069	14:19:04.589
9 -	35.329	23.283	58.612	74.19	0.912	14:20:03.201
10 -	36.491	22.926	59.417	73.18	1.717	14:21:02.618
11 -	35.379	23.117	58.496 (3)	74.34	0.796	14:22:01.114
12 -	34.528	23.172	57.700 (1)	75.36		14:22:58.814

P8	57	James PUTTRELL	Yamaha - R H Logistics			
IDEAL LAP TIME : 58.350		BEST LAP TIME : 58.485	DIFFERENCE : 0.135			

LAP	SECTOR 1	SECTOR 2	LAP TIME	MPH	DIFF	TIME OF DAY
1 -		24.268	1:05.489	66.40	7.004	14:11:59.807
2 -	37.600	24.005	1:01.605	70.58	3.120	14:13:01.412
3 -	38.112	24.395	1:02.507	69.56	4.022	14:14:03.919
4 -	36.789	23.677	1:00.466	71.91	1.981	14:15:04.385
5 -	36.145	23.290	59.435	73.16	0.950	14:16:03.820

Weather / Track : Cloudy / Wet

Brands Hatch Indy
Circuit Length = 1.2079 miles
Start: 14:10 Flag 14:22 End: 14:23

BMCRC - MRO Championships 2015 - Rnd 1 @ Brands Hatch Indy

Team Respro MRO 600 inc Clubman 600

RACE 8 - SECTOR ANALYSIS

SECTOR 1 = FL to I1, SECTOR 2 = I1 to I2, SECTOR 3 = I2 to FL, DIFF = Difference To Personal Best Lap

6 -	36.770	23.437	1:00.207	72.22	1.722	14:17:04.027
7 -	36.131	23.369	59.500	73.08	1.015	14:18:03.527
8 -	36.195	23.296	59.491	73.09	1.006	14:19:03.018
9 -	36.392	23.441	59.833	72.67	1.348	14:20:02.851
10 -	36.286	23.013	59.299 (3)	73.33	0.814	14:21:02.150
11 -	35.816	23.385	59.201 (2)	73.45	0.716	14:22:01.351
12 -	35.337	23.148	58.485 (1)	74.35		14:22:59.836

P9 61 C Oily SAVAGE			Kawasaki - Validus-IVC Ltd			
IDEAL LAP TIME : 59.136		BEST LAP TIME : 59.348		DIFFERENCE : 0.212		
LAP	SECTOR 1	SECTOR 2	LAP TIME	MPH	DIFF	TIME OF DAY
1 -		24.181	1:06.747	65.15	7.399	14:12:01.065
2 -	37.703	24.258	1:01.961	70.18	2.613	14:13:03.026
3 -	37.667	23.877	1:01.544	70.65	2.196	14:14:04.570
4 -	36.815	23.296	1:00.111	72.34	0.763	14:15:04.681
5 -	36.115	23.233	59.348 (1)	73.27		14:16:04.029
6 -	35.903	23.673	59.576 (2)	72.99	0.228	14:17:03.605
7 -	36.990	23.836	1:00.826	71.49	1.478	14:18:04.431
8 -	36.428	23.549	59.977	72.50	0.629	14:19:04.408
9 -	36.663	24.703	1:01.366	70.86	2.018	14:20:05.774
10 -	36.601	24.141	1:00.742	71.59	1.394	14:21:06.516
11 -	36.441	23.417	59.858 (3)	72.64	0.510	14:22:06.374
12 -	36.827	23.758	1:00.585	71.77	1.237	14:23:06.959

P10 40 David SHELVEY			Suzuki -			
IDEAL LAP TIME : 59.109		BEST LAP TIME : 59.109		DIFFERENCE : 0.000		
LAP	SECTOR 1	SECTOR 2	LAP TIME	MPH	DIFF	TIME OF DAY
1 -		24.884	1:09.381	62.67	10.272	14:12:03.699
2 -	40.146	24.424	1:04.570	67.34	5.461	14:13:08.269
3 -	38.861	24.150	1:03.011	69.01	3.902	14:14:11.280
4 -	37.852	24.026	1:01.878	70.27	2.769	14:15:13.158
5 -	37.285	23.672	1:00.957	71.33	1.848	14:16:14.115
6 -	36.515	23.767	1:00.282	72.13	1.173	14:17:14.397
7 -	36.853	23.211	1:00.064	72.39	0.955	14:18:14.461
8 -	36.091	23.395	59.486 (3)	73.10	0.377	14:19:13.947
9 -	35.946	23.163	59.109 (1)	73.56		14:20:13.056
10 -	36.641	23.811	1:00.452	71.93	1.343	14:21:13.508
11 -	36.580	23.458	1:00.038	72.43	0.929	14:22:13.546
12 -	35.989	23.270	59.259 (2)	73.38	0.150	14:23:12.805

P11 161 C Ben SMITH			Yamaha -			
IDEAL LAP TIME : 59.096		BEST LAP TIME : 59.266		DIFFERENCE : 0.170		
LAP	SECTOR 1	SECTOR 2	LAP TIME	MPH	DIFF	TIME OF DAY
1 -		25.350	1:11.327	60.96	12.061	14:12:05.645
2 -	38.261	24.514	1:02.775	69.27	3.509	14:13:08.420
3 -	37.954	24.178	1:02.132	69.98	2.866	14:14:10.552
4 -	37.179	23.696	1:00.875	71.43	1.609	14:15:11.427
5 -	37.262	23.692	1:00.954	71.34	1.688	14:16:12.381
6 -	37.123	23.617	1:00.740	71.59	1.474	14:17:13.121
7 -	36.727	23.190	59.917 (3)	72.57	0.651	14:18:13.038
8 -	36.643	22.623	59.266 (1)	73.37		14:19:12.304
9 -	37.018	23.130	1:00.148	72.29	0.882	14:20:12.452
10 -	37.255	24.028	1:01.283	70.95	2.017	14:21:13.735
11 -	36.966	22.955	59.921	72.57	0.655	14:22:13.656
12 -	36.473	22.904	59.377 (2)	73.23	0.111	14:23:13.033

P12 79 C David WAKE			Yamaha -			
IDEAL LAP TIME : 1:00.280		BEST LAP TIME : 1:00.620		DIFFERENCE : 0.340		
LAP	SECTOR 1	SECTOR 2	LAP TIME	MPH	DIFF	TIME OF DAY
1 -		24.510	1:07.750	64.18	7.130	14:12:02.068

Weather / Track : Cloudy / Wet

Brands Hatch Indy
Circuit Length = 1.2079 miles
Start: 14:10 Flag 14:22 End: 14:23

BMCRC - MRO Championships 2015 - Rnd 1 @ Brands Hatch Indy

Team Respro MRO 600 inc Clubman 600

RACE 8 - SECTOR ANALYSIS

SECTOR 1 = FL to I1, SECTOR 2 = I1 to I2, SECTOR 3 = I2 to FL, DIFF = Difference To Personal Best Lap

2 -	38.023	24.341	1:02.364	69.72	1.744	14:13:04.432
3 -	37.748	24.132	1:01.880	70.27	1.260	14:14:06.312
4 -	37.918	24.729	1:02.647	69.41	2.027	14:15:08.959
5 -	37.734	24.371	1:02.105	70.02	1.485	14:16:11.064
6 -	37.309	24.003	1:01.312	70.92	0.692	14:17:12.376
7 -	36.796	23.824	1:00.620 (1)	71.73		14:18:12.996
8 -	37.359	23.813	1:01.172	71.08	0.552	14:19:14.168
9 -	37.218	23.786	1:01.004 (3)	71.28	0.384	14:20:15.172
10 -	37.224	24.165	1:01.389	70.83	0.769	14:21:16.561
11 -	37.706	24.919	1:02.625	69.43	2.005	14:22:19.186
12 -	37.152	23.484	1:00.636 (2)	71.71	0.016	14:23:19.822

P13 54 C Christopher BECK		Suzuki - Area Fifty One Racing	
IDEAL LAP TIME : 1:00.241	BEST LAP TIME : 1:00.263	DIFFERENCE : 0.022	

LAP	SECTOR 1	SECTOR 2	LAP TIME	MPH	DIFF	TIME OF DAY
1 -		25.497	1:10.988	61.25	10.725	14:12:05.306
2 -	42.733	25.439	1:08.172	63.78	7.909	14:13:13.478
3 -	39.528	25.390	1:04.918	66.98	4.655	14:14:18.396
4 -	38.638	24.616	1:03.254	68.74	2.991	14:15:21.650
5 -	36.584	24.466	1:01.050 (3)	71.23	0.787	14:16:22.700
6 -	37.065	24.295	1:01.360	70.87	1.097	14:17:24.060
7 -	37.178	24.310	1:01.488	70.72	1.225	14:18:25.548
8 -	37.304	24.279	1:01.583	70.61	1.320	14:19:27.131
9 -	36.750	23.822	1:00.572 (2)	71.79	0.309	14:20:27.703
10 -	37.935	24.125	1:02.060	70.07	1.797	14:21:29.763
11 -	36.606	23.657	1:00.263 (1)	72.16		14:22:30.026
12 -	36.830	24.412	1:01.242	71.00	0.979	14:23:31.268

P14 34 Donald GILBERT		Yamaha - QED RAVENOL	
IDEAL LAP TIME : 1:00.059	BEST LAP TIME : 1:00.059	DIFFERENCE : 0.000	

LAP	SECTOR 1	SECTOR 2	LAP TIME	MPH	DIFF	TIME OF DAY
1 -		26.437	1:13.246	59.36	13.187	14:12:07.564
2 -	39.587	24.982	1:04.569	67.34	4.510	14:13:12.133
3 -	39.453	25.594	1:05.047	66.85	4.988	14:14:17.180
4 -	39.633	24.755	1:04.388	67.53	4.329	14:15:21.568
5 -	38.388	24.785	1:03.173	68.83	3.114	14:16:24.741
6 -	37.940	24.351	1:02.291	69.81	2.232	14:17:27.032
7 -	37.487	24.118	1:01.605	70.58	1.546	14:18:28.637
8 -	36.935	23.695	1:00.630 (3)	71.72	0.571	14:19:29.267
9 -	36.507	23.552	1:00.059 (1)	72.40		14:20:29.326
10 -	37.057	23.751	1:00.808	71.51	0.749	14:21:30.134
11 -	37.086	23.641	1:00.727	71.60	0.668	14:22:30.861
12 -	36.780	23.708	1:00.488 (2)	71.89	0.429	14:23:31.349

P15 23 C Tom SMITH		Yamaha -	
IDEAL LAP TIME : 1:00.262	BEST LAP TIME : 1:00.291	DIFFERENCE : 0.029	

LAP	SECTOR 1	SECTOR 2	LAP TIME	MPH	DIFF	TIME OF DAY
1 -		26.391	1:13.156	59.44	12.865	14:12:07.474
2 -	40.272	25.322	1:05.594	66.29	5.303	14:13:13.068
3 -	39.454	25.905	1:05.359	66.53	5.068	14:14:18.427
4 -	39.281	25.364	1:04.645	67.26	4.354	14:15:23.072
5 -	38.465	24.446	1:02.911	69.12	2.620	14:16:25.983
6 -	36.989	24.241	1:01.230	71.02	0.939	14:17:27.213
7 -	36.761	24.012	1:00.773	71.55	0.482	14:18:27.986
8 -	36.710	23.792	1:00.502 (2)	71.87	0.211	14:19:28.488
9 -	36.564	23.727	1:00.291 (1)	72.12		14:20:28.779
10 -	38.528	24.084	1:02.612	69.45	2.321	14:21:31.391
11 -	36.617	23.889	1:00.506 (3)	71.87	0.215	14:22:31.897
12 -	36.955	23.698	1:00.653	71.69	0.362	14:23:32.550

Weather / Track : Cloudy / Wet

Brands Hatch Indy
Circuit Length = 1.2079 miles
Start: 14:10 Flag 14:22 End: 14:23

BMCRC - MRO Championships 2015 - Rnd 1 @ Brands Hatch Indy

Team Respro MRO 600 inc Clubman 600

RACE 8 - SECTOR ANALYSIS

SECTOR 1 = FL to I1, SECTOR 2 = I1 to I2, SECTOR 3 = I2 to FL, DIFF = Difference To Personal Best Lap

P16 41		Luke HARRIS		Kawasaki - Steve Jordan/Nexx/Forma/ELP		
IDEAL LAP TIME : 1:00.087		BEST LAP TIME : 1:00.087		DIFFERENCE : 0.000		
LAP	SECTOR 1	SECTOR 2	LAP TIME	MPH	DIFF	TIME OF DAY
1 -		26.132	1:12.055	60.35	11.968	14:12:06.373
2 -	41.842	25.725	1:07.567	64.35	7.480	14:13:13.940
3 -	38.864	25.348	1:04.212	67.72	4.125	14:14:18.152
4 -	39.155	24.966	1:04.121	67.81	4.034	14:15:22.273
5 -	38.945	24.685	1:03.630	68.34	3.543	14:16:25.903
6 -	37.893	24.232	1:02.125	69.99	2.038	14:17:28.028
7 -	37.589	24.084	1:01.673	70.51	1.586	14:18:29.701
8 -	36.984	23.748	1:00.732 (3)	71.60	0.645	14:19:30.433
9 -	36.639	23.448	1:00.087 (1)	72.37		14:20:30.520
10 -	38.853	23.612	1:02.465	69.61	2.378	14:21:32.985
11 -	36.786	23.625	1:00.411 (2)	71.98	0.324	14:22:33.396

P17 187 C		Michael HALL		Kawasaki -		
IDEAL LAP TIME : 1:01.175		BEST LAP TIME : 1:01.433		DIFFERENCE : 0.258		
LAP	SECTOR 1	SECTOR 2	LAP TIME	MPH	DIFF	TIME OF DAY
1 -		25.869	1:12.735	59.78	11.302	14:12:07.053
2 -	42.072	25.823	1:07.895	64.04	6.462	14:13:14.948
3 -	38.653	25.154	1:03.807	68.15	2.374	14:14:18.755
4 -	39.044	25.117	1:04.161	67.77	2.728	14:15:22.916
5 -	38.661	24.924	1:03.585	68.39	2.152	14:16:26.501
6 -	37.658	24.685	1:02.343 (3)	69.75	0.910	14:17:28.844
7 -	38.296	24.543	1:02.839	69.20	1.406	14:18:31.683
8 -	37.805	24.603	1:02.408	69.68	0.975	14:19:34.091
9 -	38.430	24.828	1:03.258	68.74	1.825	14:20:37.349
10 -	37.714	23.983	1:01.697 (2)	70.48	0.264	14:21:39.046
11 -	37.192	24.241	1:01.433 (1)	70.78		14:22:40.479

P18 120 C		David COMBRINCK		Kawasaki -		
IDEAL LAP TIME : 59.908		BEST LAP TIME : 59.908		DIFFERENCE : 0.000		
LAP	SECTOR 1	SECTOR 2	LAP TIME	MPH	DIFF	TIME OF DAY
1 -		26.342	1:15.234	57.80	15.326	14:12:09.552
2 -	41.441	25.806	1:07.247	64.66	7.339	14:13:16.799
3 -	40.252	25.559	1:05.811	66.07	5.903	14:14:22.610
4 -	39.516	25.175	1:04.691	67.22	4.783	14:15:27.301
5 -	38.708	24.585	1:03.293	68.70	3.385	14:16:30.594
6 -	38.145	25.138	1:03.283	68.71	3.375	14:17:33.877
7 -	38.997	25.147	1:04.144	67.79	4.236	14:18:38.021
8 -	36.990	24.443	1:01.433	70.78	1.525	14:19:39.454
9 -	37.609	23.720	1:01.329 (3)	70.90	1.421	14:20:40.783
10 -	36.993	23.665	1:00.658 (2)	71.69	0.750	14:21:41.441
11 -	36.585	23.323	59.908 (1)	72.58		14:22:41.349

P19 63 C		Nico CIPRIANO		Yamaha -		
IDEAL LAP TIME : 1:02.105		BEST LAP TIME : 1:02.746		DIFFERENCE : 0.641		
LAP	SECTOR 1	SECTOR 2	LAP TIME	MPH	DIFF	TIME OF DAY
1 -		26.721	1:14.597	58.29	11.851	14:12:08.915
2 -	40.057	26.913	1:06.970	64.93	4.224	14:13:15.885
3 -	39.223	26.027	1:05.250	66.64	2.504	14:14:21.135
4 -	39.953	25.430	1:05.383	66.50	2.637	14:15:26.518
5 -	38.376	25.122	1:03.498	68.48	0.752	14:16:30.016
6 -	37.978	25.260	1:03.238 (3)	68.76	0.492	14:17:33.254
7 -	37.911	25.655	1:03.566	68.41	0.820	14:18:36.820
8 -	37.395	25.351	1:02.746 (1)	69.30		14:19:39.566
9 -	38.374	24.710	1:03.084 (2)	68.93	0.338	14:20:42.650
10 -	37.943	25.383	1:03.326	68.67	0.580	14:21:45.976
11 -	38.290	24.977	1:03.267	68.73	0.521	14:22:49.243

Weather / Track : Cloudy / Wet

Brands Hatch Indy
Circuit Length = 1.2079 miles
Start: 14:10 Flag 14:22 End: 14:23

BMCRC - MRO Championships 2015 - Rnd 1 @ Brands Hatch Indy

Team Respro MRO 600 inc Clubman 600

RACE 8 - SECTOR ANALYSIS

SECTOR 1 = FL to I1, SECTOR 2 = I1 to I2, SECTOR 3 = I2 to FL, DIFF = Difference To Personal Best Lap

P20 74 C		Joe MORPHETT		Yamaha -		
IDEAL LAP TIME : 1:02.360		BEST LAP TIME : 1:02.360		DIFFERENCE : 0.000		
LAP	SECTOR 1	SECTOR 2	LAP TIME	MPH	DIFF	TIME OF DAY
1 -		26.223	1:11.740	60.61	9.380	14:12:06.058
2 -	42.383	26.322	1:08.705	63.29	6.345	14:13:14.763
3 -	40.600	26.027	1:06.627	65.26	4.267	14:14:21.390
4 -	39.144	25.467	1:04.611	67.30	2.251	14:15:26.001
5 -	38.356	24.970	1:03.326	68.67	0.966	14:16:29.327
6 -	38.873	25.405	1:04.278	67.65	1.918	14:17:33.605
7 -	39.048	25.066	1:04.114	67.82	1.754	14:18:37.719
8 -	38.354	24.769	1:03.123 (3)	68.89	0.763	14:19:40.842
9 -	38.252	24.540	1:02.792 (2)	69.25	0.432	14:20:43.634
10 -	38.445	24.850	1:03.295	68.70	0.935	14:21:46.929
11 -	37.920	24.440	1:02.360 (1)	69.73		14:22:49.289

P21 9 C		Chris LAY		Yamaha -		
IDEAL LAP TIME : 1:02.624		BEST LAP TIME : 1:02.682		DIFFERENCE : 0.058		
LAP	SECTOR 1	SECTOR 2	LAP TIME	MPH	DIFF	TIME OF DAY
1 -		26.614	1:14.909	58.05	12.227	14:12:09.227
2 -	41.250	25.876	1:07.126	64.78	4.444	14:13:16.353
3 -	40.174	25.609	1:05.783	66.10	3.101	14:14:22.136
4 -	39.710	25.205	1:04.915	66.98	2.233	14:15:27.051
5 -	39.405	24.770	1:04.175	67.76	1.493	14:16:31.226
6 -	38.731	24.673	1:03.404	68.58	0.722	14:17:34.630
7 -	38.841	24.697	1:03.538	68.44	0.856	14:18:38.168
8 -	38.238	24.768	1:03.006	69.01	0.324	14:19:41.174
9 -	38.188	24.618	1:02.806 (2)	69.23	0.124	14:20:43.980
10 -	38.457	24.436	1:02.893 (3)	69.14	0.211	14:21:46.873
11 -	38.211	24.471	1:02.682 (1)	69.37		14:22:49.555

P22 32 C		Mark PIPER		Yamaha -		
IDEAL LAP TIME : 1:03.811		BEST LAP TIME : 1:03.811		DIFFERENCE : 0.000		
LAP	SECTOR 1	SECTOR 2	LAP TIME	MPH	DIFF	TIME OF DAY
1 -		26.413	1:16.448	56.88	12.637	14:12:10.766
2 -	43.302	26.351	1:09.653	62.43	5.842	14:13:20.419
3 -	41.498	25.962	1:07.460	64.46	3.649	14:14:27.879
4 -	41.228	26.527	1:07.755	64.18	3.944	14:15:35.634
5 -	41.651	25.699	1:07.350	64.56	3.539	14:16:42.984
6 -	40.046	25.713	1:05.759	66.12	1.948	14:17:48.743
7 -	40.722	25.938	1:06.660	65.23	2.849	14:18:55.403
8 -	40.453	25.030	1:05.483 (3)	66.40	1.672	14:20:00.886
9 -	40.301	25.401	1:05.702	66.18	1.891	14:21:06.588
10 -	39.735	25.123	1:04.858 (2)	67.04	1.047	14:22:11.446
11 -	39.183	24.628	1:03.811 (1)	68.14		14:23:15.257

P23 131 C		Emma SELWAY		Yamaha -		
IDEAL LAP TIME : 1:05.058		BEST LAP TIME : 1:05.264		DIFFERENCE : 0.206		
LAP	SECTOR 1	SECTOR 2	LAP TIME	MPH	DIFF	TIME OF DAY
1 -		26.394	1:16.091	57.15	10.827	14:12:10.409
2 -	42.655	26.311	1:08.966	63.05	3.702	14:13:19.375
3 -	41.799	27.460	1:09.259	62.78	3.995	14:14:28.634
4 -	42.197	26.018	1:08.215	63.74	2.951	14:15:36.849
5 -	42.149	25.778	1:07.927	64.01	2.663	14:16:44.776
6 -	41.208	25.731	1:06.939	64.96	1.675	14:17:51.715
7 -	40.281	25.377	1:05.658 (2)	66.23	0.394	14:18:57.373
8 -	43.365	25.876	1:09.241	62.80	3.977	14:20:06.614
9 -	40.782	25.586	1:06.368	65.52	1.104	14:21:12.982
10 -	40.820	25.353	1:06.173 (3)	65.71	0.909	14:22:19.155
11 -	39.705	25.559	1:05.264 (1)	66.63		14:23:24.419

Weather / Track : Cloudy / Wet

Brands Hatch Indy
Circuit Length = 1.2079 miles
Start: 14:10 Flag 14:22 End: 14:23

BMCRC - MRO Championships 2015 - Rnd 1 @ Brands Hatch Indy

Team Respro MRO 600 inc Clubman 600

RACE 8 - SECTOR ANALYSIS

SECTOR 1 = FL to I1, SECTOR 2 = I1 to I2, SECTOR 3 = I2 to FL, DIFF = Difference To Personal Best Lap

P24 56 C Michael MILLS		Yamaha - Area Fifty One Racing				
IDEAL LAP TIME : 1:06.655		BEST LAP TIME : 1:06.655		DIFFERENCE : 0.000		
LAP	SECTOR 1	SECTOR 2	LAP TIME	MPH	DIFF	TIME OF DAY
1 -		26.601	1:16.780	56.63	10.125	14:12:11.098
2 -	42.303	26.231	1:08.534	63.45	1.879	14:13:19.632
3 -	41.538	25.999	1:07.537	64.38	0.882	14:14:27.169
4 -	41.779	26.352	1:08.131	63.82	1.476	14:15:35.300
5 -	41.667	25.878	1:07.545	64.38	0.890	14:16:42.845
6 -	40.974	25.681	1:06.655 (1)	65.24		14:17:49.500
7 -	41.149	26.458	1:07.607	64.32	0.952	14:18:57.107
8 -	42.835	26.152	1:08.987	63.03	2.332	14:20:06.094
9 -	43.750	26.259	1:10.009	62.11	3.354	14:21:16.103
10 -	41.327	26.182	1:07.509 (3)	64.41	0.854	14:22:23.612
11 -	41.271	26.077	1:07.348 (2)	64.56	0.693	14:23:30.960

P25 163 Simon BLACKWELL		Kawasaki - SFC Racing				
IDEAL LAP TIME : 1:07.100		BEST LAP TIME : 1:07.100		DIFFERENCE : 0.000		
LAP	SECTOR 1	SECTOR 2	LAP TIME	MPH	DIFF	TIME OF DAY
1 -		28.245	1:22.126	52.95	15.026	14:12:16.444
2 -	44.293	27.388	1:11.681	60.66	4.581	14:13:28.125
3 -	42.721	27.903	1:10.624	61.57	3.524	14:14:38.749
4 -	41.405	27.130	1:08.535 (3)	63.45	1.435	14:15:47.284
5 -	40.518	26.582	1:07.100 (1)	64.80		14:16:54.384
6 -	40.997	27.489	1:08.486 (2)	63.49	1.386	14:18:02.870
7 -	41.848	26.919	1:08.767	63.23	1.667	14:19:11.637
8 -	41.649	27.047	1:08.696	63.30	1.596	14:20:20.333
9 -	42.265	27.686	1:09.951	62.16	2.851	14:21:30.284
10 -	41.893	26.929	1:08.822	63.18	1.722	14:22:39.106

P26 174 C Talan SKEELS-PIGGINS		Suzuki - McMillan Williams				
IDEAL LAP TIME : 1:08.731		BEST LAP TIME : 1:08.731		DIFFERENCE : 0.000		
LAP	SECTOR 1	SECTOR 2	LAP TIME	MPH	DIFF	TIME OF DAY
1 -		28.003	1:19.745	54.53	11.014	14:12:14.063
2 -	44.173	28.624	1:12.797	59.73	4.066	14:13:26.860
3 -	44.145	28.403	1:12.548	59.94	3.817	14:14:39.408
4 -	42.293	27.774	1:10.067	62.06	1.336	14:15:49.475
5 -	42.014	27.142	1:09.156 (2)	62.88	0.425	14:16:58.631
6 -	42.161	27.541	1:09.702	62.38	0.971	14:18:08.333
7 -	42.134	27.204	1:09.338	62.71	0.607	14:19:17.671
8 -	42.084	27.244	1:09.328 (3)	62.72	0.597	14:20:26.999
9 -	42.958	27.148	1:10.106	62.02	1.375	14:21:37.105
10 -	41.761	26.970	1:08.731 (1)	63.26		14:22:45.836

P27 422 C Ben DOOLAN		Yamaha - BD Plastering				
IDEAL LAP TIME : 58.140		BEST LAP TIME : 58.391		DIFFERENCE : 0.251		
LAP	SECTOR 1	SECTOR 2	LAP TIME	MPH	DIFF	TIME OF DAY
1 -		25.479	1:11.820	60.54	13.429	14:12:06.138
2 -	38.422	23.885	1:02.307	69.79	3.916	14:13:08.445
3 -	37.703	24.267	1:01.970	70.17	3.579	14:14:10.415
4 -	36.406	23.286	59.692	72.85	1.301	14:15:10.107
5 -	35.563	23.070	58.633 (2)	74.16	0.242	14:16:08.740
6 -	35.514	22.877	58.391 (1)	74.47		14:17:07.131
7 -	35.263	23.576	58.839	73.90	0.448	14:18:05.970
8 -	35.745	23.039	58.784 (3)	73.97	0.393	14:19:04.754
9 -	36.427	23.943	1:00.370	72.03	1.979	14:20:05.124

P28 59 C Simon TUCKER		Yamaha - Area Fifty One Racing				
IDEAL LAP TIME : 1:00.908		BEST LAP TIME : 1:00.908		DIFFERENCE : 0.000		
LAP	SECTOR 1	SECTOR 2	LAP TIME	MPH	DIFF	TIME OF DAY

Weather / Track : Cloudy / Wet

Brands Hatch Indy
Circuit Length = 1.2079 miles
Start: 14:10 Flag 14:22 End: 14:23

BMCRC - MRO Championships 2015 - Rnd 1 @ Brands Hatch Indy

Team Respro MRO 600 inc Clubman 600

RACE 8 - SECTOR ANALYSIS

SECTOR 1 = FL to I1, SECTOR 2 = I1 to I2, SECTOR 3 = I2 to FL, DIFF = Difference To Personal Best Lap

1 -		25.685		1:12.403	60.06	11.495	14:12:06.721
2 -	39.875	24.469		1:04.344	67.58	3.436	14:13:11.065
3 -	39.653	26.285		1:05.938	65.94	5.030	14:14:17.003
4 -	39.409	25.281		1:04.690	67.22	3.782	14:15:21.693
5 -	38.955	24.972		1:03.927	68.02	3.019	14:16:25.620
6 -	37.769	24.471		1:02.240 (2)	69.86	1.332	14:17:27.860
7 -	38.222	24.167		1:02.389 (3)	69.70	1.481	14:18:30.249
8 -	37.218	23.690		1:00.908 (1)	71.39		14:19:31.157

P29 75 C Paul GALLAWAY		Yamaha - Cornerstone Garage				
IDEAL LAP TIME : 1:03.796		BEST LAP TIME : 1:03.796		DIFFERENCE : 0.000		
LAP	SECTOR 1	SECTOR 2	LAP TIME	MPH	DIFF	TIME OF DAY
1 -		24.577	1:07.538	64.38	3.742	14:12:01.856
2 -	39.271	24.525	1:03.796 (1)	68.16		14:13:05.652
3 -	39.732	25.120	1:04.852 (2)	67.05	1.056	14:14:10.504
4 -	40.388	25.959	1:06.347 (3)	65.54	2.551	14:15:16.851

P30 55 C Paul GARNER		Yamaha - Area Fifty One Racing				
IDEAL LAP TIME : 1:11.351		BEST LAP TIME : 1:11.695		DIFFERENCE : 0.344		
LAP	SECTOR 1	SECTOR 2	LAP TIME	MPH	DIFF	TIME OF DAY
1 -		27.262	1:19.347 (2)	54.80	7.652	14:12:13.665
2 -	44.089	27.606	1:11.695 (1)	60.65		14:13:25.360

P31 31 C Ashley FRANCIS		Yamaha -				
IDEAL LAP TIME :		BEST LAP TIME : 1:12.423		DIFFERENCE :		
LAP	SECTOR 1	SECTOR 2	LAP TIME	MPH	DIFF	TIME OF DAY
1 -		25.291	1:12.423 (1)	60.04		14:12:06.741

P32 147 C Sean CHASTON		Yamaha - Hyside Motorcycles				
IDEAL LAP TIME : 1:09.802		BEST LAP TIME : 1:17.595		DIFFERENCE : 7.793		
LAP	SECTOR 1	SECTOR 2	LAP TIME	MPH	DIFF	TIME OF DAY
1 -		26.918	1:17.595 (1)	56.04		14:12:11.913

BMCRC - MRO Championships 2015 - Rnd 1 @ Brands Hatch Indy

Team Respro MRO 600 inc Clubman 600

RACE 8 - BEST SECTORS

SECTOR 1			SECTOR 2			IDEAL / BEST COMPARISON						
POS	NO	NAME	TIME	NO	NAME	TIME	POS	NO	NAME	IDEAL	BEST	DIFF
									PERFECT LAP	55.787		
1	52	PHILP	33.754	66	GOGGINS	22.033	1	52	PHILP	56.307	56.307	0.000
2	95	TRUELOVE	34.109	95	TRUELOVE	22.433	2	95	TRUELOVE	56.542	56.561	0.019
3	8	NEWSTEAD	34.528	52	PHILP	22.553	3	66	GOGGINS	57.258	57.258	0.000
4	39	SMITH	35.036	161	SMITH	22.623	4	8	NEWSTEAD	57.454	57.700	0.246
5	66	GOGGINS	35.225	173	DRAPER	22.631	5	39	SMITH	57.929	58.035	0.106
6	422	DOOLAN	35.263	21	TRUELOVE	22.751	6	422	DOOLAN	58.140	58.391	0.251
7	57	PUTTRELL	35.337	422	DOOLAN	22.877	7	173	DRAPER	58.152	58.500	0.348
8	21	TRUELOVE	35.455	39	SMITH	22.893	8	21	TRUELOVE	58.206	58.340	0.134
9	173	DRAPER	35.521	8	NEWSTEAD	22.926	9	57	PUTTRELL	58.350	58.485	0.135
10	61	SAVAGE	35.903	57	PUTTRELL	23.013	10	161	SMITH	59.096	59.266	0.170
11	40	SHELVEY	35.946	40	SHELVEY	23.163	11	40	SHELVEY	59.109	59.109	0.000
12	161	SMITH	36.473	61	SAVAGE	23.233	12	61	SAVAGE	59.136	59.348	0.212
13	34	GILBERT	36.507	120	COMBRINCK	23.323	13	120	COMBRINCK	59.908	59.908	0.000
14	23	SMITH	36.564	41	HARRIS	23.448	14	34	GILBERT	1:00.059	1:00.059	0.000
15	54	BECK	36.584	79	WAKE	23.484	15	41	HARRIS	1:00.087	1:00.087	0.000
16	120	COMBRINCK	36.585	34	GILBERT	23.552	16	54	BECK	1:00.241	1:00.263	0.022
17	41	HARRIS	36.639	54	BECK	23.657	17	23	SMITH	1:00.262	1:00.291	0.029
18	79	WAKE	36.796	59	TUCKER	23.690	18	79	WAKE	1:00.280	1:00.620	0.340
19	187	HALL	37.192	23	SMITH	23.698	19	59	TUCKER	1:00.908	1:00.908	0.000
20	59	TUCKER	37.218	187	HALL	23.983	20	187	HALL	1:01.175	1:01.433	0.258
21	63	CIPRIANO	37.395	9	LAY	24.436	21	63	CIPRIANO	1:02.105	1:02.746	0.641
22	74	MORPHETT	37.920	74	MORPHETT	24.440	22	74	MORPHETT	1:02.360	1:02.360	0.000
23	9	LAY	38.188	75	GALLAWAY	24.525	23	9	LAY	1:02.624	1:02.682	0.058
24	32	PIPER	39.183	32	PIPER	24.628	24	75	GALLAWAY	1:03.796	1:03.796	0.000
25	75	GALLAWAY	39.271	63	CIPRIANO	24.710	25	32	PIPER	1:03.811	1:03.811	0.000
26	131	SELWAY	39.705	31	FRANCIS	25.291	26	131	SELWAY	1:05.058	1:05.264	0.206
27	163	BLACKWELL	40.518	131	SELWAY	25.353	27	56	MILLS	1:06.655	1:06.655	0.000
28	56	MILLS	40.974	56	MILLS	25.681	28	163	BLACKWELL	1:07.100	1:07.100	0.000
29	174	SKEELS-PIGGINS	41.761	163	BLACKWELL	26.582	29	174	SKEELS-PIGGINS	1:08.731	1:08.731	0.000
30	147	CHASTON	42.884	147	CHASTON	26.918	30	147	CHASTON	1:09.802	1:17.595	7.793
31	55	GARNER	44.089	174	SKEELS-PIGGINS	26.970	31	55	GARNER	1:11.351	1:11.695	0.344
32				55	GARNER	27.262	32	31	FRANCIS		1:12.423	

Weather / Track : Cloudy / Wet

Brands Hatch Indy
Circuit Length = 1.2079 miles
Start: 14:10 Flag 14:22 End: 14:23

Results can be found at www.tsl-timing.com

Printed - 14:24 Sunday, 29 March 2015

BMCRC - MRO Championships 2015 - Rnd 1 @ Brands Hatch Indy

Team Respro MRO 600 inc Clubman 600

RACE 18 - GRID

ROW 11		32	147 Sean CHASTON	31	31 Ashley FRANCIS		
ROW 10	30	55 Paul GARNER	29	75 Paul GALLAWAY	28	59 Simon TUCKER	
ROW 9		27	422 Ben DOOLAN	26	174 Talan SKEELS-PIGGINS	25	163 Simon BLACKWELL
ROW 8	24	56 Michael MILLS	23	131 Emma SELWAY	22	32 Mark PIPER	
ROW 7		21	9 Chris LAY	20	74 Joe MORPHETT	19	63 Nico CIPRIANO
ROW 6	18	120 David COMBRINCK	17	187 Michael HALL	16	41 Luke HARRIS	
ROW 5		15	23 Tom SMITH	14	34 Donald GILBERT	13	54 Christopher BECK
ROW 4	12	79 David WAKE	11	161 Ben SMITH	10	40 David SHELVEY	
ROW 3		9	61 Olly SAVAGE	8	57 James PUTTRELL	7	8 Grant NEWSTEAD
ROW 2	6	39 Shane SMITH	5	21 Harry TRUELOVE	4	173 Stephen DRAPER	
ROW 1		3	66 Joe GOGGINS	2	95 Matt TRUELOVE	1	52 Tommy PHILP Pole

Brands Hatch Indy
Circuit Length = 1.2079 miles

These results are provisional until the conclusion of any judicial and technical matters.

Clerk Of Course :	Timekeeper :
-------------------	--------------

Results can be found at www.tsl-timing.com

Printed - 14:27 Sunday, 29 March 2015



BMCRC - MRO Championships 2015 - Rnd 1 @ Brands Hatch Indy

Team Respro MRO 600 inc Clubman 600

RACE 18 - CLASSIFICATION - AMENDED

POS	NO	CL	PIC NAME	ENTRY	LAPS	TIME	GAP	DIFF	MPH	BEST	ON
1	66		1 Joe GOGGINS	Yamaha - Lexicon Racing	10	9:50.970			73.58	57.292	10
2	39		2 Shane SMITH	Triumph - Ridemoto.com	10	9:51.263	0.293	0.293	73.54	57.719	9
3	21	C	1 Harry TRUELOVE	Yamaha -	10	9:51.798	0.828	0.535	73.48	57.631	9
4	95*		3 Matt TRUELOVE	Yamaha -	10	9:59.895	8.925	8.097	72.48	57.470	9
5	54	C	2 Christopher BECK	Suzuki - Area Fifty One Racing	10	10:11.640	20.670	11.745	71.09	58.331	10
6	61	C	3 Olly SAVAGE	Kawasaki - Validus-IVC Ltd	10	10:12.640	21.670	1.000	70.98	58.411	10
7	79	C	4 David WAKE	Yamaha -	10	10:13.200	22.230	0.560	70.91	58.015	9
8	34		4 Donald GILBERT	Yamaha - QED RAVENOL	10	10:16.042	25.072	2.842	70.58	59.901	10
9	40		5 David SHELVEY	Suzuki -	10	10:21.571	30.601	5.529	69.96	59.912	10
10	23	C	5 Tom SMITH	Yamaha -	10	10:23.696	32.726	2.125	69.72	59.692	10
11	74	C	6 Joe MORPHETT	Yamaha -	10	10:29.048	38.078	5.352	69.12	1:00.744	10
12	75	C	7 Paul GALLAWAY	Yamaha - Cornerstone Garage	10	10:32.641	41.671	3.593	68.73	1:01.082	6
13	59	C	8 Simon TUCKER	Yamaha - Area Fifty One Racing	10	10:36.507	45.537	3.866	68.31	1:01.028	9
14	9	C	9 Chris LAY	Yamaha -	10	10:50.631	59.661	14.124	66.83	1:02.704	4
15	32	C	10 Mark PIPER	Yamaha -	9	9:51.167	1 Lap	1 Lap	66.20	1:03.487	8
16	131	C	11 Emma SELWAY	Yamaha -	9	9:52.327	1 Lap	1.160	66.07	1:03.435	8
17	56	C	12 Michael MILLS	Yamaha - Area Fifty One Racing	9	10:09.915	1 Lap	17.588	64.16	1:05.096	8
18	55	C	13 Paul GARNER	Yamaha - Area Fifty One Racing	9	10:10.269	1 Lap	0.354	64.13	1:04.212	8

NOT CLASSIFIED

DNF	173	C	Stephen DRAPER	Yamaha -	6	6:15.239	4 Laps	3 Laps	69.53	59.948	4
DNF	120	C	David COMBRINCK	Kawasaki -	6	6:16.634	4 Laps	1.395	69.27	59.975	6
DNF	31	C	Ashley FRANCIS	Yamaha -	4	4:25.292	6 Laps	2 Laps	65.56	1:01.635	4
DNF	187	C	Michael HALL	Kawasaki -	3	3:17.344	7 Laps	1 Lap	66.10	1:02.005	2
DNF	8	C	Grant NEWSTEAD	Yamaha - Tinklers Motorcycles	2	2:06.935	8 Laps	1 Lap	68.51	1:00.787	2
DNF	52		Tommy PHILP	Yamaha - Berkshire Motorcycles Ltd	1	1:03.211	9 Laps	1 Lap	68.79	1:03.211	1

FASTEST LAP

66			Joe GOGGINS	Yamaha - Lexicon Racing	10	57.292	75.90 mph	122.15 kph
21	C		Harry TRUELOVE	Yamaha -	9	57.631	75.45 mph	121.43 kph

* No 95 - 10 second penalty for a startline infringement

Class - 90% of Race Speed = 66.22 mph

Class C - 90% of Race Speed = 66.13 mph

Brands Hatch Indy

Circuit Length = 1.2079 miles

Start: 17:26 Flag 17:35 End: 17:36

Weather / Track : Cloudy / Wet

These results are provisional until the conclusion of any judicial and technical matters.

Clerk Of Course :	Timekeeper :
-------------------	--------------

Results can be found at www.tsl-timing.com

Printed - 18:09 Sunday, 29 March 2015



BMCRC - MRO Championships 2015 - Rnd 1 @ Brands Hatch Indy

Team Respro MRO 600 inc Clubman 600

RACE 18 - LAP CHART

LAP 1 @ 17:27:05.717		
NO	BEHIND	LAP TIME

52		1:03.211
95	1.593	1:04.804
66	1.893	1:05.104
21	2.471	1:05.682
39	2.681	1:05.892
8	2.937	1:06.148
61	4.778	1:07.989
34	5.089	1:08.300
40	5.876	1:09.087
173	6.066	1:09.277
79	6.328	1:09.539
54	6.740	1:09.951
120	7.330	1:10.541
74	7.703	1:10.914
75	7.959	1:11.170
187	8.595	1:11.806
23	8.725	1:11.936
32	9.538	1:12.749
9	10.006	1:13.217
59	10.103	1:13.314
31	10.592	1:13.803
131	11.076	1:14.287
56	12.358	1:15.569
55	13.403	1:16.614

LAP 2 @ 17:28:07.487		
NO	BEHIND	LAP TIME

95		1:00.177
39	0.450	59.539
66	0.548	1:00.425
21	0.841	1:00.140
8	1.954	1:00.787
34	5.611	1:02.292
61	6.580	1:03.572
40	6.798	1:02.692
54	7.032	1:02.062
79	7.502	1:02.944
173	7.593	1:03.297
120	8.148	1:02.588
187	8.830	1:02.005
74	9.488	1:03.555
75	9.827	1:03.638
23	10.010	1:03.055
59	13.577	1:05.244
32	14.053	1:06.285
9	14.209	1:05.973
31	14.420	1:05.598
131	15.058	1:05.752
56	19.011	1:08.423
55	21.164	1:09.531

LAP 3 @ 17:29:06.519		
NO	BEHIND	LAP TIME

95		59.032
39	0.359	58.941
66	0.500	58.984
21	0.884	59.075
34	8.125	1:01.546
40	8.715	1:00.949
54	9.932	1:01.932
61	10.232	1:02.684

173	10.453	1:01.892
79	10.597	1:02.127
120	10.987	1:01.871
23	12.829	1:01.851
187	13.331	1:03.533
74	13.953	1:03.497
75	14.484	1:03.689
59	18.265	1:03.720
9	19.308	1:04.131
31	19.644	1:04.256
32	20.223	1:05.202
131	20.894	1:04.868
56	26.691	1:06.712
55	30.492	1:08.360

LAP 4 @ 17:30:04.282		
NO	BEHIND	LAP TIME

95		57.763
39	0.844	58.248
66	1.146	58.409
21	1.509	58.388
34	11.193	1:00.831
40	11.508	1:00.556
54	12.304	1:00.135
173	12.638	59.948
79	13.153	1:00.319
61	13.725	1:01.256
120	14.346	1:01.122
23	15.968	1:00.902
74	18.845	1:02.655
75	19.799	1:03.078
59	23.169	1:02.667
31	23.516	1:01.635
9	24.249	1:02.704
32	28.017	1:05.557
131	28.272	1:05.141
56	35.809	1:06.881
55	41.670	1:08.941

LAP 5 @ 17:31:02.134		
NO	BEHIND	LAP TIME

95		57.852
39	1.249	58.257
66	1.675	58.381
21	2.338	58.681
34	14.373	1:01.032
40	14.619	1:00.963
54	15.130	1:00.678
173	15.438	1:00.652
79	15.772	1:00.471
61	16.482	1:00.609
120	17.031	1:00.537
23	19.398	1:01.282
74	23.050	1:02.057
75	24.309	1:02.362
59	28.180	1:02.863
9	30.415	1:04.018
32	35.475	1:05.310
131	35.776	1:05.356
56	46.158	1:08.201
55	51.504	1:07.686

LAP 6 @ 17:31:59.950		
NO	BEHIND	LAP TIME

95		57.816
39	1.155	57.722
66	1.512	57.653
21	2.167	57.645
34	16.856	1:00.299
40	16.999	1:00.196
54	17.238	59.924
79	17.710	59.754
173	17.795	1:00.173
61	18.345	59.679
120	19.190	59.975
23	22.114	1:00.532
74	26.540	1:01.306
75	27.575	1:01.082
59	32.262	1:01.898
9	36.376	1:03.777
32	42.176	1:04.517
131	42.458	1:04.498
56	54.036	1:05.694

LAP 7 @ 17:32:57.734		
NO	BEHIND	LAP TIME

95		57.784
55	1 Lap	1:05.236
39	1.362	57.991
66	1.652	57.924
21	2.040	57.657
34	20.167	1:01.095
54	20.217	1:00.763
79	20.338	1:00.412
61	20.404	59.843
40	25.572	1:06.357
23	26.299	1:01.969
74	30.797	1:02.041
75	32.081	1:02.290
59	36.773	1:02.295
9	43.576	1:04.984
32	48.823	1:04.431
131	49.335	1:04.661

LAP 8 @ 17:33:56.382		
NO	BEHIND	LAP TIME

95		58.648
39	1.671	58.957
21	1.962	58.570
66	2.248	59.244
56	1 Lap	1:07.117
55	1 Lap	1:04.763
54	20.964	59.395
61	21.601	59.845
79	22.231	1:00.541
34	22.282	1:00.763
40	27.848	1:00.924
23	29.130	1:01.479
74	33.340	1:01.191
75	34.515	1:01.082
59	40.261	1:02.136
9	49.591	1:04.663
32	53.662	1:03.487
131	54.122	1:03.435

LAP 9 @ 17:34:53.852		
NO	BEHIND	LAP TIME

95		57.470
39	1.920	57.719
21	2.123	57.631
66	2.332	57.554
56	1 Lap	1:05.096
55	1 Lap	1:04.212
54	21.963	58.469
79	22.776	58.015
61	22.883	58.752
34	24.795	59.983
40	30.313	59.935
23	32.658	1:00.998
74	36.958	1:01.088
75	38.893	1:01.848
59	43.819	1:01.028
9	55.812	1:03.691

LAP 10 @ 17:35:52.401		
NO	BEHIND	LAP TIME

95		58.549
66	1.075	57.292
32	1 Lap	1:03.629
39	1.368	57.997
21	1.903	58.329
131	1 Lap	1:04.329
56	1 Lap	1:06.222
55	1 Lap	1:04.926
54	21.745	58.331
61	22.745	58.411
79	23.305	59.078
34	26.147	59.901
40	31.676	59.912
23	33.801	59.692
74	39.153	1:00.744
75	42.746	1:02.402
59	46.612	1:01.342
9	1:00.736	1:03.473

Brands Hatch Indy

Circuit Length = 1.2079 miles

Start: 17:26 Flag 17:35 End: 17:36

Weather / Track : Cloudy / Wet

Results can be found at www.tsl-timing.com

Printed - 17:37 Sunday, 29 March 2015

BMCRC - MRO Championships 2015 - Rnd 1 @ Brands Hatch Indy

Team Respro MRO 600 inc Clubman 600

RACE 18 - SECTOR ANALYSIS

SECTOR 1 = FL to I1, SECTOR 2 = I1 to I2, SECTOR 3 = I2 to FL, DIFF = Difference To Personal Best Lap

P1 95		Matt TRUELOVE		Yamaha -		
IDEAL LAP TIME : 57.197		BEST LAP TIME : 57.470		DIFFERENCE : 0.273		
LAP	SECTOR 1	SECTOR 2	LAP TIME	MPH	DIFF	TIME OF DAY
1 -		24.012	1:04.804	67.10	7.334	17:27:07.310
2 -	36.383	23.794	1:00.177	72.26	2.707	17:28:07.487
3 -	35.611	23.421	59.032	73.66	1.562	17:29:06.519
4 -	34.830	22.933	57.763 (2)	75.28	0.293	17:30:04.282
5 -	34.941	22.911	57.852	75.16	0.382	17:31:02.134
6 -	34.760	23.056	57.816	75.21	0.346	17:31:59.950
7 -	34.419	23.365	57.784 (3)	75.25	0.314	17:32:57.734
8 -	35.529	23.119	58.648	74.14	1.178	17:33:56.382
9 -	34.692	22.778	57.470 (1)	75.66		17:34:53.852
10 -	34.972	23.577	58.549	74.27	1.079	17:35:52.401

P2 66		Joe GOGGINS		Yamaha - Lexicon Racing		
IDEAL LAP TIME : 57.258		BEST LAP TIME : 57.292		DIFFERENCE : 0.034		
LAP	SECTOR 1	SECTOR 2	LAP TIME	MPH	DIFF	TIME OF DAY
1 -		24.242	1:05.104	66.79	7.812	17:27:07.610
2 -	36.334	24.091	1:00.425	71.96	3.133	17:28:08.035
3 -	35.674	23.310	58.984	73.72	1.692	17:29:07.019
4 -	35.457	22.952	58.409	74.45	1.117	17:30:05.428
5 -	35.309	23.072	58.381	74.48	1.089	17:31:03.809
6 -	34.722	22.931	57.653 (3)	75.42	0.361	17:32:01.462
7 -	35.147	22.777	57.924	75.07	0.632	17:32:59.386
8 -	36.039	23.205	59.244	73.40	1.952	17:33:58.630
9 -	34.791	22.763	57.554 (2)	75.55	0.262	17:34:56.184
10 -	34.495	22.797	57.292 (1)	75.90		17:35:53.476

P3 39		Shane SMITH		Triumph - Ridemoto.com		
IDEAL LAP TIME : 57.486		BEST LAP TIME : 57.719		DIFFERENCE : 0.233		
LAP	SECTOR 1	SECTOR 2	LAP TIME	MPH	DIFF	TIME OF DAY
1 -		23.503	1:05.892	65.99	8.173	17:27:08.398
2 -	36.100	23.439	59.539	73.03	1.820	17:28:07.937
3 -	35.406	23.535	58.941	73.77	1.222	17:29:06.878
4 -	34.985	23.263	58.248	74.65	0.529	17:30:05.126
5 -	35.058	23.199	58.257	74.64	0.538	17:31:03.383
6 -	34.442	23.280	57.722 (2)	75.33	0.003	17:32:01.105
7 -	34.860	23.131	57.991 (3)	74.98	0.272	17:32:59.096
8 -	35.467	23.490	58.957	73.75	1.238	17:33:58.053
9 -	34.675	23.044	57.719 (1)	75.34		17:34:55.772
10 -	34.569	23.428	57.997	74.97	0.278	17:35:53.769

P4 21 C		Harry TRUELOVE		Yamaha -		
IDEAL LAP TIME : 57.331		BEST LAP TIME : 57.631		DIFFERENCE : 0.300		
LAP	SECTOR 1	SECTOR 2	LAP TIME	MPH	DIFF	TIME OF DAY
1 -		24.058	1:05.682	66.20	8.051	17:27:08.188
2 -	36.704	23.436	1:00.140	72.30	2.509	17:28:08.328
3 -	35.852	23.223	59.075	73.61	1.444	17:29:07.403
4 -	35.541	22.847	58.388	74.47	0.757	17:30:05.791
5 -	35.966	22.715	58.681	74.10	1.050	17:31:04.472
6 -	34.948	22.697	57.645 (2)	75.43	0.014	17:32:02.117
7 -	34.974	22.683	57.657 (3)	75.42	0.026	17:32:59.774
8 -	35.459	23.111	58.570	74.24	0.939	17:33:58.344
9 -	34.929	22.702	57.631 (1)	75.45		17:34:55.975
10 -	34.648	23.681	58.329	74.55	0.698	17:35:54.304

P5 54 C		Christopher BECK		Suzuki - Area Fifty One Racing		
IDEAL LAP TIME : 58.235		BEST LAP TIME : 58.331		DIFFERENCE : 0.096		
LAP	SECTOR 1	SECTOR 2	LAP TIME	MPH	DIFF	TIME OF DAY

Weather / Track : Cloudy / Wet

Brands Hatch Indy
Circuit Length = 1.2079 miles
Start: 17:26 Flag 17:35 End: 17:36

BMCRC - MRO Championships 2015 - Rnd 1 @ Brands Hatch Indy

Team Respro MRO 600 inc Clubman 600

RACE 18 - SECTOR ANALYSIS

SECTOR 1 = FL to I1, SECTOR 2 = I1 to I2, SECTOR 3 = I2 to FL, DIFF = Difference To Personal Best Lap

1 -		25.057		1:09.951	62.16	11.620	17:27:12.457
2 -	37.942	24.120		1:02.062	70.06	3.731	17:28:14.519
3 -	37.447	24.485		1:01.932	70.21	3.601	17:29:16.451
4 -	36.364	23.771		1:00.135	72.31	1.804	17:30:16.586
5 -	36.678	24.000		1:00.678	71.66	2.347	17:31:17.264
6 -	36.350	23.574		59.924	72.56	1.593	17:32:17.188
7 -	36.795	23.968		1:00.763	71.56	2.432	17:33:17.951
8 -	35.541	23.854		59.395 (3)	73.21	1.064	17:34:17.346
9 -	35.071	23.398		58.469 (2)	74.37	0.138	17:35:15.815
10 -	35.167	23.164		58.331 (1)	74.55		17:36:14.146

P6 61 C Oily SAVAGE			Kawasaki - Validus-IVC Ltd			
IDEAL LAP TIME : 58.411		BEST LAP TIME : 58.411		DIFFERENCE : 0.000		
LAP	SECTOR 1	SECTOR 2	LAP TIME	MPH	DIFF	TIME OF DAY
1 -		24.745	1:07.989	63.95	9.578	17:27:10.495
2 -	39.037	24.535	1:03.572	68.40	5.161	17:28:14.067
3 -	38.308	24.376	1:02.684	69.37	4.273	17:29:16.751
4 -	37.120	24.136	1:01.256	70.99	2.845	17:30:18.007
5 -	36.868	23.741	1:00.609	71.74	2.198	17:31:18.616
6 -	36.235	23.444	59.679 (3)	72.86	1.268	17:32:18.295
7 -	36.263	23.580	59.843	72.66	1.432	17:33:18.138
8 -	36.255	23.590	59.845	72.66	1.434	17:34:17.983
9 -	35.583	23.169	58.752 (2)	74.01	0.341	17:35:16.735
10 -	35.256	23.155	58.411 (1)	74.44		17:36:15.146

P7 79 C David WAKE			Yamaha -			
IDEAL LAP TIME : 58.015		BEST LAP TIME : 58.015		DIFFERENCE : 0.000		
LAP	SECTOR 1	SECTOR 2	LAP TIME	MPH	DIFF	TIME OF DAY
1 -		25.113	1:09.539	62.53	11.524	17:27:12.045
2 -	38.343	24.601	1:02.944	69.08	4.929	17:28:14.989
3 -	37.537	24.590	1:02.127	69.99	4.112	17:29:17.116
4 -	36.689	23.630	1:00.319	72.09	2.304	17:30:17.435
5 -	36.217	24.254	1:00.471	71.91	2.456	17:31:17.906
6 -	35.872	23.882	59.754 (3)	72.77	1.739	17:32:17.660
7 -	36.062	24.350	1:00.412	71.98	2.397	17:33:18.072
8 -	36.638	23.903	1:00.541	71.82	2.526	17:34:18.613
9 -	34.873	23.142	58.015 (1)	74.95		17:35:16.628
10 -	35.806	23.272	59.078 (2)	73.60	1.063	17:36:15.706

P8 34 Donald GILBERT			Yamaha - QED RAVENOL			
IDEAL LAP TIME : 59.800		BEST LAP TIME : 59.901		DIFFERENCE : 0.101		
LAP	SECTOR 1	SECTOR 2	LAP TIME	MPH	DIFF	TIME OF DAY
1 -		24.569	1:08.300	63.66	8.399	17:27:10.806
2 -	37.948	24.344	1:02.292	69.80	2.391	17:28:13.098
3 -	37.532	24.014	1:01.546	70.65	1.645	17:29:14.644
4 -	36.911	23.920	1:00.831	71.48	0.930	17:30:15.475
5 -	37.093	23.939	1:01.032	71.25	1.131	17:31:16.507
6 -	36.588	23.711	1:00.299 (3)	72.11	0.398	17:32:16.806
7 -	36.702	24.393	1:01.095	71.17	1.194	17:33:17.901
8 -	36.466	24.297	1:00.763	71.56	0.862	17:34:18.664
9 -	36.480	23.503	59.983 (2)	72.49	0.082	17:35:18.647
10 -	36.297	23.604	59.901 (1)	72.59		17:36:18.548

P9 40 David SHELVEY			Suzuki -			
IDEAL LAP TIME : 59.912		BEST LAP TIME : 59.912		DIFFERENCE : 0.000		
LAP	SECTOR 1	SECTOR 2	LAP TIME	MPH	DIFF	TIME OF DAY
1 -		25.020	1:09.087	62.94	9.175	17:27:11.593
2 -	38.299	24.393	1:02.692	69.36	2.780	17:28:14.285
3 -	36.917	24.032	1:00.949	71.34	1.037	17:29:15.234
4 -	36.524	24.032	1:00.556	71.81	0.644	17:30:15.790

Weather / Track : Cloudy / Wet

Brands Hatch Indy
Circuit Length = 1.2079 miles
Start: 17:26 Flag 17:35 End: 17:36

BMCRC - MRO Championships 2015 - Rnd 1 @ Brands Hatch Indy

Team Respro MRO 600 inc Clubman 600

RACE 18 - SECTOR ANALYSIS

SECTOR 1 = FL to I1, SECTOR 2 = I1 to I2, SECTOR 3 = I2 to FL, DIFF = Difference To Personal Best Lap

5 -	36.980	23.983	1:00.963	71.33	1.051	17:31:16.753
6 -	36.580	23.616	1:00.196 (3)	72.24	0.284	17:32:16.949
7 -	41.525	24.832	1:06.357	65.53	6.445	17:33:23.306
8 -	37.121	23.803	1:00.924	71.37	1.012	17:34:24.230
9 -	36.452	23.483	59.935 (2)	72.55	0.023	17:35:24.165
10 -	36.447	23.465	59.912 (1)	72.58		17:36:24.077

P10	23 C	Tom SMITH	Yamaha -			
IDEAL LAP TIME : 59.657		BEST LAP TIME : 59.692	DIFFERENCE : 0.035			

LAP	SECTOR 1	SECTOR 2	LAP TIME	MPH	DIFF	TIME OF DAY
1 -		25.351	1:11.936	60.45	12.244	17:27:14.442
2 -	38.505	24.550	1:03.055	68.96	3.363	17:28:17.497
3 -	37.589	24.262	1:01.851	70.30	2.159	17:29:19.348
4 -	36.561	24.341	1:00.902 (3)	71.40	1.210	17:30:20.250
5 -	37.489	23.793	1:01.282	70.96	1.590	17:31:21.532
6 -	36.518	24.014	1:00.532 (2)	71.83	0.840	17:32:22.064
7 -	37.244	24.725	1:01.969	70.17	2.277	17:33:24.033
8 -	37.003	24.476	1:01.479	70.73	1.787	17:34:25.512
9 -	36.741	24.257	1:00.998	71.29	1.306	17:35:26.510
10 -	35.864	23.828	59.692 (1)	72.85		17:36:26.202

P11	74 C	Joe MORPHETT	Yamaha -			
IDEAL LAP TIME : 1:00.744		BEST LAP TIME : 1:00.744	DIFFERENCE : 0.000			

LAP	SECTOR 1	SECTOR 2	LAP TIME	MPH	DIFF	TIME OF DAY
1 -		25.561	1:10.914	61.32	10.170	17:27:13.420
2 -	38.596	24.959	1:03.555	68.42	2.811	17:28:16.975
3 -	38.779	24.718	1:03.497	68.48	2.753	17:29:20.472
4 -	38.084	24.571	1:02.655	69.40	1.911	17:30:23.127
5 -	37.482	24.575	1:02.057	70.07	1.313	17:31:25.184
6 -	37.093	24.213	1:01.306	70.93	0.562	17:32:26.490
7 -	37.359	24.682	1:02.041	70.09	1.297	17:33:28.531
8 -	36.722	24.469	1:01.191 (3)	71.06	0.447	17:34:29.722
9 -	36.829	24.259	1:01.088 (2)	71.18	0.344	17:35:30.810
10 -	36.619	24.125	1:00.744 (1)	71.58		17:36:31.554

P12	75 C	Paul GALLAWAY	Yamaha - Cornerstone Garage			
IDEAL LAP TIME : 1:01.080		BEST LAP TIME : 1:01.082	DIFFERENCE : 0.002			

LAP	SECTOR 1	SECTOR 2	LAP TIME	MPH	DIFF	TIME OF DAY
1 -		25.543	1:11.170	61.10	10.088	17:27:13.676
2 -	39.046	24.592	1:03.638	68.33	2.556	17:28:17.314
3 -	39.200	24.489	1:03.689	68.27	2.607	17:29:21.003
4 -	38.801	24.277	1:03.078	68.94	1.996	17:30:24.081
5 -	38.002	24.360	1:02.362	69.73	1.280	17:31:26.443
6 -	37.140	23.942	1:01.082 (1)	71.19		17:32:27.525
7 -	37.922	24.368	1:02.290	69.81	1.208	17:33:29.815
8 -	37.138	23.944	1:01.082 (1)	71.19		17:34:30.897
9 -	37.612	24.236	1:01.848 (3)	70.31	0.766	17:35:32.745
10 -	37.733	24.669	1:02.402	69.68	1.320	17:36:35.147

P13	59 C	Simon TUCKER	Yamaha - Area Fifty One Racing			
IDEAL LAP TIME : 1:00.693		BEST LAP TIME : 1:01.028	DIFFERENCE : 0.335			

LAP	SECTOR 1	SECTOR 2	LAP TIME	MPH	DIFF	TIME OF DAY
1 -		25.679	1:13.314	59.31	12.286	17:27:15.820
2 -	39.845	25.399	1:05.244	66.65	4.216	17:28:21.064
3 -	38.575	25.145	1:03.720	68.24	2.692	17:29:24.784
4 -	38.158	24.509	1:02.667	69.39	1.639	17:30:27.451
5 -	38.074	24.789	1:02.863	69.17	1.835	17:31:30.314
6 -	37.573	24.325	1:01.898 (3)	70.25	0.870	17:32:32.212
7 -	37.837	24.458	1:02.295	69.80	1.267	17:33:34.507
8 -	37.623	24.513	1:02.136	69.98	1.108	17:34:36.643

Weather / Track : Cloudy / Wet

Brands Hatch Indy
Circuit Length = 1.2079 miles
Start: 17:26 Flag 17:35 End: 17:36

BMCRC - MRO Championships 2015 - Rnd 1 @ Brands Hatch Indy

Team Respro MRO 600 inc Clubman 600

RACE 18 - SECTOR ANALYSIS

SECTOR 1 = FL to I1, SECTOR 2 = I1 to I2, SECTOR 3 = I2 to FL, DIFF = Difference To Personal Best Lap

9 -	37.137	23.891	1:01.028 (1)	71.25			17:35:37.671
10 -	36.802	24.540	1:01.342 (2)	70.89	0.314		17:36:39.013

P14		9 C		Chris LAY		Yamaha -	
IDEAL LAP TIME : 1:02.704		BEST LAP TIME : 1:02.704		DIFFERENCE : 0.000			
LAP	SECTOR 1	SECTOR 2	LAP TIME	MPH	DIFF	TIME OF DAY	
1 -		25.975	1:13.217	59.39	10.513	17:27:15.723	
2 -	40.395	25.578	1:05.973	65.91	3.269	17:28:21.696	
3 -	39.271	24.860	1:04.131	67.80	1.427	17:29:25.827	
4 -	38.351	24.353	1:02.704 (1)	69.35		17:30:28.531	
5 -	38.748	25.270	1:04.018	67.92	1.314	17:31:32.549	
6 -	38.769	25.008	1:03.777	68.18	1.073	17:32:36.326	
7 -	39.446	25.538	1:04.984	66.91	2.280	17:33:41.310	
8 -	39.370	25.293	1:04.663	67.25	1.959	17:34:45.973	
9 -	39.021	24.670	1:03.691 (3)	68.27	0.987	17:35:49.664	
10 -	38.589	24.884	1:03.473 (2)	68.51	0.769	17:36:53.137	

P15		32 C		Mark PIPER		Yamaha -	
IDEAL LAP TIME : 1:03.487		BEST LAP TIME : 1:03.487		DIFFERENCE : 0.000			
LAP	SECTOR 1	SECTOR 2	LAP TIME	MPH	DIFF	TIME OF DAY	
1 -		26.140	1:12.749	59.77	9.262	17:27:15.255	
2 -	40.380	25.905	1:06.285	65.60	2.798	17:28:21.540	
3 -	39.733	25.469	1:05.202	66.69	1.715	17:29:26.742	
4 -	39.956	25.601	1:05.557	66.33	2.070	17:30:32.299	
5 -	39.909	25.401	1:05.310	66.58	1.823	17:31:37.609	
6 -	39.413	25.104	1:04.517	67.40	1.030	17:32:42.126	
7 -	39.240	25.191	1:04.431 (3)	67.49	0.944	17:33:46.557	
8 -	38.809	24.678	1:03.487 (1)	68.49		17:34:50.044	
9 -	38.822	24.807	1:03.629 (2)	68.34	0.142	17:35:53.673	

P16		131 C		Emma SELWAY		Yamaha -	
IDEAL LAP TIME : 1:03.435		BEST LAP TIME : 1:03.435		DIFFERENCE : 0.000			
LAP	SECTOR 1	SECTOR 2	LAP TIME	MPH	DIFF	TIME OF DAY	
1 -		26.045	1:14.287	58.53	10.852	17:27:16.793	
2 -	40.524	25.228	1:05.752	66.13	2.317	17:28:22.545	
3 -	39.649	25.219	1:04.868	67.03	1.433	17:29:27.413	
4 -	39.836	25.305	1:05.141	66.75	1.706	17:30:32.554	
5 -	40.199	25.157	1:05.356	66.53	1.921	17:31:37.910	
6 -	39.371	25.127	1:04.498 (3)	67.42	1.063	17:32:42.408	
7 -	39.632	25.029	1:04.661	67.25	1.226	17:33:47.069	
8 -	38.637	24.798	1:03.435 (1)	68.55		17:34:50.504	
9 -	39.433	24.896	1:04.329 (2)	67.59	0.894	17:35:54.833	

P17		56 C		Michael MILLS		Yamaha - Area Fifty One Racing	
IDEAL LAP TIME : 1:05.096		BEST LAP TIME : 1:05.096		DIFFERENCE : 0.000			
LAP	SECTOR 1	SECTOR 2	LAP TIME	MPH	DIFF	TIME OF DAY	
1 -		26.608	1:15.569	57.54	10.473	17:27:18.075	
2 -	41.727	26.696	1:08.423	63.55	3.327	17:28:26.498	
3 -	40.909	25.803	1:06.712	65.18	1.616	17:29:33.210	
4 -	41.005	25.876	1:06.881	65.02	1.785	17:30:40.091	
5 -	41.906	26.295	1:08.201	63.76	3.105	17:31:48.292	
6 -	40.346	25.348	1:05.694 (2)	66.19	0.598	17:32:53.986	
7 -	40.704	26.413	1:07.117	64.79	2.021	17:34:01.103	
8 -	40.050	25.046	1:05.096 (1)	66.80		17:35:06.199	
9 -	40.733	25.489	1:06.222 (3)	65.66	1.126	17:36:12.421	

P18		55 C		Paul GARNER		Yamaha - Area Fifty One Racing	
IDEAL LAP TIME : 1:04.212		BEST LAP TIME : 1:04.212		DIFFERENCE : 0.000			
LAP	SECTOR 1	SECTOR 2	LAP TIME	MPH	DIFF	TIME OF DAY	

Weather / Track : Cloudy / Wet

Brands Hatch Indy
Circuit Length = 1.2079 miles
Start: 17:26 Flag 17:35 End: 17:36

BMCRC - MRO Championships 2015 - Rnd 1 @ Brands Hatch Indy

Team Respro MRO 600 inc Clubman 600

RACE 18 - SECTOR ANALYSIS

SECTOR 1 = FL to I1, SECTOR 2 = I1 to I2, SECTOR 3 = I2 to FL, DIFF = Difference To Personal Best Lap

1 -		26.837		1:16.614	56.75	12.402	17:27:19.120
2 -	42.550	26.981		1:09.531	62.54	5.319	17:28:28.651
3 -	41.647	26.713		1:08.360	63.61	4.148	17:29:37.011
4 -	41.936	27.005		1:08.941	63.07	4.729	17:30:45.952
5 -	41.633	26.053		1:07.686	64.24	3.474	17:31:53.638
6 -	40.029	25.207		1:05.236	66.65	1.024	17:32:58.874
7 -	39.398	25.365		1:04.763 (2)	67.14	0.551	17:34:03.637
8 -	39.309	24.903		1:04.212 (1)	67.72		17:35:07.849
9 -	39.373	25.553		1:04.926 (3)	66.97	0.714	17:36:12.775

P19 173 C	Stephen DRAPER	Yamaha -
IDEAL LAP TIME : 59.676	BEST LAP TIME : 59.948	DIFFERENCE : 0.272

LAP	SECTOR 1	SECTOR 2	LAP TIME	MPH	DIFF	TIME OF DAY
1 -		24.896	1:09.277	62.77	9.329	17:27:11.783
2 -	38.627	24.670	1:03.297	68.70	3.349	17:28:15.080
3 -	37.844	24.048	1:01.892	70.26	1.944	17:29:16.972
4 -	36.486	23.462	59.948 (1)	72.53		17:30:16.920
5 -	36.698	23.954	1:00.652 (3)	71.69	0.704	17:31:17.572
6 -	36.214	23.959	1:00.173 (2)	72.26	0.225	17:32:17.745

P20 120 C	David COMBRINCK	Kawasaki -
IDEAL LAP TIME : 59.884	BEST LAP TIME : 59.975	DIFFERENCE : 0.091

LAP	SECTOR 1	SECTOR 2	LAP TIME	MPH	DIFF	TIME OF DAY
1 -		25.423	1:10.541	61.64	10.566	17:27:13.047
2 -	37.879	24.709	1:02.588	69.47	2.613	17:28:15.635
3 -	37.634	24.237	1:01.871	70.28	1.896	17:29:17.506
4 -	36.981	24.141	1:01.122 (3)	71.14	1.147	17:30:18.628
5 -	36.896	23.641	1:00.537 (2)	71.83	0.562	17:31:19.165
6 -	36.243	23.732	59.975 (1)	72.50		17:32:19.140

P21 31 C	Ashley FRANCIS	Yamaha -
IDEAL LAP TIME : 1:01.635	BEST LAP TIME : 1:01.635	DIFFERENCE : 0.000

LAP	SECTOR 1	SECTOR 2	LAP TIME	MPH	DIFF	TIME OF DAY
1 -		25.737	1:13.803	58.92	12.168	17:27:16.309
2 -	40.111	25.487	1:05.598 (3)	66.29	3.963	17:28:21.907
3 -	39.345	24.911	1:04.256 (2)	67.67	2.621	17:29:26.163
4 -	37.564	24.071	1:01.635 (1)	70.55		17:30:27.798

P22 187 C	Michael HALL	Kawasaki -
IDEAL LAP TIME : 1:01.977	BEST LAP TIME : 1:02.005	DIFFERENCE : 0.028

LAP	SECTOR 1	SECTOR 2	LAP TIME	MPH	DIFF	TIME OF DAY
1 -		25.693	1:11.806 (3)	60.55	9.801	17:27:14.312
2 -	37.546	24.459	1:02.005 (1)	70.13		17:28:16.317
3 -	39.102	24.431	1:03.533 (2)	68.44	1.528	17:29:19.850

P23 8 C	Grant NEWSTEAD	Yamaha - Tinklers Motorcycles
IDEAL LAP TIME : 1:00.787	BEST LAP TIME : 1:00.787	DIFFERENCE : 0.000

LAP	SECTOR 1	SECTOR 2	LAP TIME	MPH	DIFF	TIME OF DAY
1 -		24.395	1:06.148 (2)	65.73	5.361	17:27:08.654
2 -	36.709	24.078	1:00.787 (1)	71.53		17:28:09.441

P24 52	Tommy PHILP	Yamaha - Berkshire Motorcycles Ltd
IDEAL LAP TIME :	BEST LAP TIME : 1:03.211	DIFFERENCE :

LAP	SECTOR 1	SECTOR 2	LAP TIME	MPH	DIFF	TIME OF DAY
1 -		23.509	1:03.211 (1)	68.79		17:27:05.717

BMCRC - MRO Championships 2015 - Rnd 1 @ Brands Hatch Indy

Team Respro MRO 600 inc Clubman 600

RACE 18 - BEST SECTORS

SECTOR 1			SECTOR 2			IDEAL / BEST COMPARISON						
POS	NO	NAME	TIME	NO	NAME	TIME	POS	NO	NAME	IDEAL	BEST	DIFF
									PERFECT LAP	57.102		
1	95	TRUELOVE	34.419	21	TRUELOVE	22.683	1	95	TRUELOVE	57.197	57.470	0.273
2	39	SMITH	34.442	66	GOGGINS	22.763	2	66	GOGGINS	57.258	57.292	0.034
3	66	GOGGINS	34.495	95	TRUELOVE	22.778	3	21	TRUELOVE	57.331	57.631	0.300
4	21	TRUELOVE	34.648	39	SMITH	23.044	4	39	SMITH	57.486	57.719	0.233
5	79	WAKE	34.873	79	WAKE	23.142	5	79	WAKE	58.015	58.015	0.000
6	54	BECK	35.071	61	SAVAGE	23.155	6	54	BECK	58.235	58.331	0.096
7	61	SAVAGE	35.256	54	BECK	23.164	7	61	SAVAGE	58.411	58.411	0.000
8	23	SMITH	35.864	173	DRAPER	23.462	8	23	SMITH	59.657	59.692	0.035
9	173	DRAPER	36.214	40	SHELVEY	23.465	9	173	DRAPER	59.676	59.948	0.272
10	120	COMBRINCK	36.243	34	GILBERT	23.503	10	34	GILBERT	59.800	59.901	0.101
11	34	GILBERT	36.297	52	PHILP	23.509	11	120	COMBRINCK	59.884	59.975	0.091
12	40	SHELVEY	36.447	120	COMBRINCK	23.641	12	40	SHELVEY	59.912	59.912	0.000
13	74	MORPHETT	36.619	23	SMITH	23.793	13	59	TUCKER	1:00.693	1:01.028	0.335
14	8	NEWSTEAD	36.709	59	TUCKER	23.891	14	74	MORPHETT	1:00.744	1:00.744	0.000
15	59	TUCKER	36.802	75	GALLAWAY	23.942	15	8	NEWSTEAD	1:00.787	1:00.787	0.000
16	75	GALLAWAY	37.138	31	FRANCIS	24.071	16	75	GALLAWAY	1:01.080	1:01.082	0.002
17	187	HALL	37.546	8	NEWSTEAD	24.078	17	31	FRANCIS	1:01.635	1:01.635	0.000
18	31	FRANCIS	37.564	74	MORPHETT	24.125	18	187	HALL	1:01.977	1:02.005	0.028
19	9	LAY	38.351	9	LAY	24.353	19	9	LAY	1:02.704	1:02.704	0.000
20	131	SELWAY	38.637	187	HALL	24.431	20	131	SELWAY	1:03.435	1:03.435	0.000
21	32	PIPER	38.809	32	PIPER	24.678	21	32	PIPER	1:03.487	1:03.487	0.000
22	55	GARNER	39.309	131	SELWAY	24.798	22	55	GARNER	1:04.212	1:04.212	0.000
23	56	MILLS	40.050	55	GARNER	24.903	23	56	MILLS	1:05.096	1:05.096	0.000
24				56	MILLS	25.046	24	52	PHILP		1:03.211	

Weather / Track : Cloudy / Wet

Results can be found at www.tsl-timing.com

Brands Hatch Indy
 Circuit Length = 1.2079 miles
 Start: 17:26 Flag 17:35 End: 17:36

Printed - 17:37 Sunday, 29 March 2015



HOYL INSURANCE

MRO Minitwins inc Juniors

Brands Hatch Indy

28th & 29th March 2015



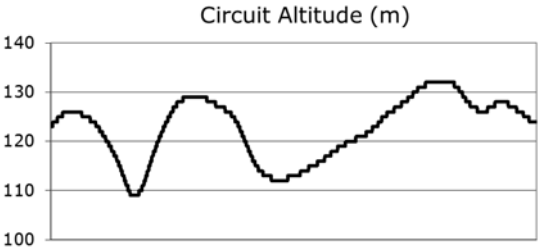
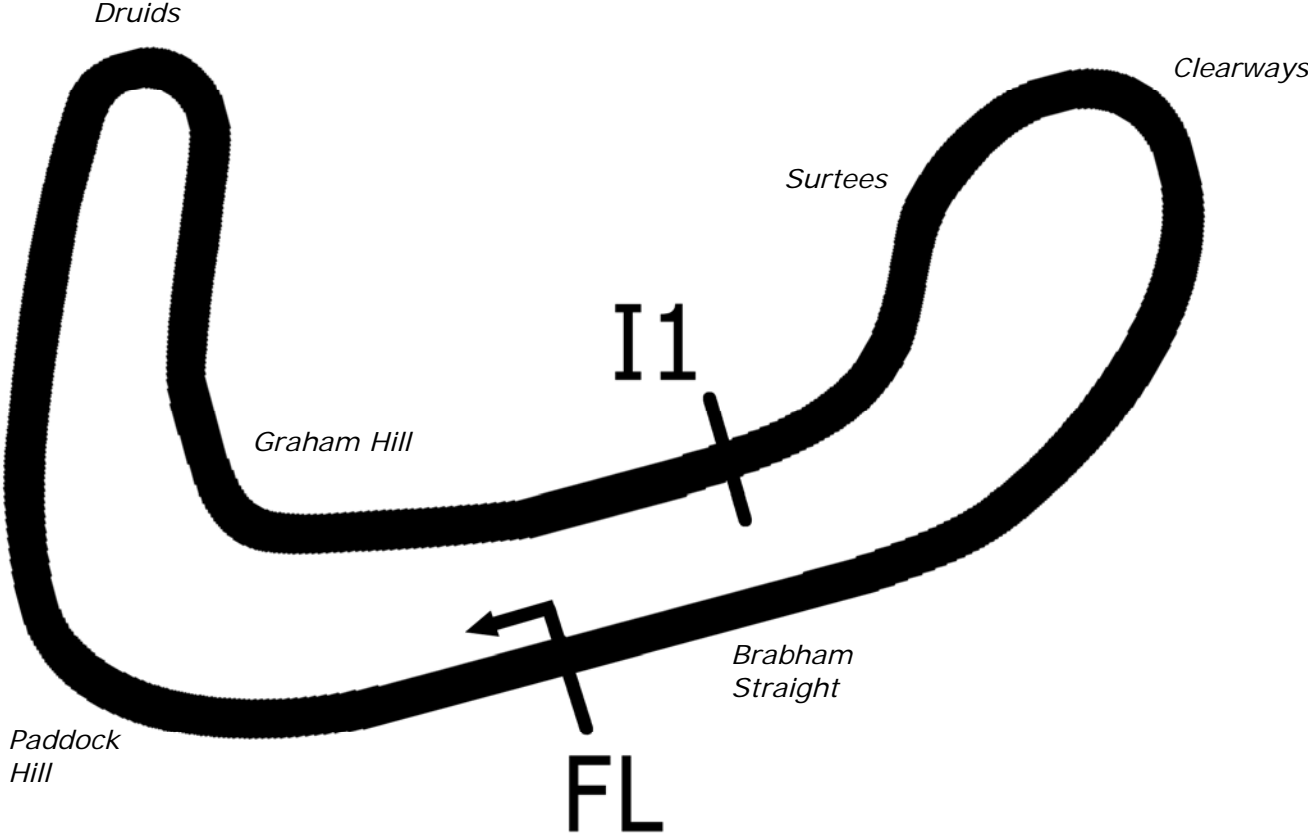
Results Provided by Timing Solutions Ltd
www.tsl-timing.com

Brands Hatch Indy



SPORTS TIMING

TIMING SOLUTIONS LTD



Length	1.2079 miles	1944.0 m	
FL		51.36032 N	0.26032 E
I1	1112m	51.35934 N	0.25955 E
Pit Entry	1669m	51.35911 N	0.25743 E
Pit Exit	83m after FL	51.36017 N	0.26051 E
Pit Entry–Pit Exit 332m, 19.9s @60kph, 14.9s @80kph			

BMCRC - MRO Championships 2015 - Rnd 1 @ Brands Hatch Indy

MRO Minitwins inc Juniors

QUALIFYING - CLASSIFICATION



HOYL INSURANCE

POS	NO	NAME	ENTRY	TIME	ON	LAPS	GAP	DIFF	MPH
1	777	Mason WILLIAMS	Suzuki -	54.001	14	14			80.52
2	40	Paul WILBY	Suzuki - Nutsmoto	54.037	12	14	0.036	0.036	80.47
3	30	Richard GOODE	Suzuki - Wps Ltd / Geoff Hand automotive engineering	54.756	13	13	0.755	0.719	79.41
4	22	Jake POVAH	Suzuki -	54.921	13	13	0.920	0.165	79.17
5	19	Kevin LILLEY	Suzuki - Vanson Leathers	56.655	12	13	2.654	1.734	76.75
6	64	Joe BUXTON	Suzuki - Buxton Racing	56.660	11	12	2.659	0.005	76.74
7	98	Steven TOPPING	Suzuki - HDS / Nutsmoto	56.672	10	13	2.671	0.012	76.73
8	54	Adam JAMISON	Suzuki -	56.876	9	13	2.875	0.204	76.45
9	7	Richard HICKLING	Suzuki - Lids By Wood	56.884	11	11	2.883	0.008	76.44
10	58	Steve COSTIN	Suzuki -	57.193	12	12	3.192	0.309	76.03
11	52	Paul JOHNSTON	Suzuki - ePayMe	57.351	9	9	3.350	0.158	75.82
12	59	Martin FOORD	Suzuki -	57.649	7	13	3.648	0.298	75.43
13	37	Stephen WILSON	Suzuki -	58.034	8	13	4.033	0.385	74.93
14	35	Tyler WALSH	Suzuki - GBR Powerlines	58.356	11	11	4.355	0.322	74.51
15	45	Peter MOORE	Suzuki - Curphs Cuttings	58.419	9	9	4.418	0.063	74.43
16	81	Malvern MAY	Suzuki -	58.662	10	12	4.661	0.243	74.12
17	48	Shaun WALLIS	Suzuki -	58.680	8	9	4.679	0.018	74.10
18	124	Kurtis BUTLER	Suzuki -	58.762	9	9	4.761	0.082	74.00
19	5	Barry MANTELL	Suzuki - Streets Installations	59.084	4	4	5.083	0.322	73.60
20	11	Paul TAFFURELLI	Suzuki - Jesfer Technology	59.441	3	5	5.440	0.357	73.15
21	28	Dominic VEASEY	Suzuki -	59.957	3	7	5.956	0.516	72.52
22	3	Marcus NEWALL	Suzuki - Mum & Dad	1:00.091	11	12	6.090	0.134	72.36
23	23	Claire BECKETT	Suzuki -	1:00.095	12	12	6.094	0.004	72.36
24	8	Gerrard SPEAR	Suzuki - Team VSpeed	1:00.461	4	9	6.460	0.366	71.92
25	63	Steve SMULOVIC	Suzuki - SFC Racing	1:00.544	12	12	6.543	0.083	71.82
26	39	Rob WILLIAMS	Suzuki -	1:00.578	11	11	6.577	0.034	71.78
27	12	Russell TAYLOR	Suzuki -	1:00.598	8	10	6.597	0.020	71.76
28	87	Tristan REVELL	Suzuki -	1:00.983	5	5	6.982	0.385	71.30
29	71	Ben BURNAL	Suzuki -	1:01.380	8	12	7.379	0.397	70.84
30	73*	Vincent LEWIN	Suzuki - Vinitwin Racing DotCo	1:02.286	7	9	8.285	0.906	69.81
31	94	Oliver READ	Suzuki - Cavefit	1:04.598	4	6	10.597	2.312	67.31
32	2	Daniel COUZENS	Suzuki - Sdc Performance / epayme	1:07.921	1	2	13.920	3.323	64.02
33	118	James PLUMMER	Suzuki -			1			

* Bike 73 - Please fit a working transponder

Weather / Track : Cloudy / Dry

These results are provisional until the conclusion of any judicial and technical matters.

Brands Hatch Indy

Circuit Length = 1.2079 miles

Start: 08:59 Flag 09:12 End: 09:13

Clerk Of Course :	Timekeeper :
-------------------	--------------

Results can be found at www.tsl-timing.com

Printed - 09:13 Saturday, 28 March 2015



BMCRC - MRO Championships 2015 - Rnd 1 @ Brands Hatch Indy

MRO Minitwins inc Juniors

QUALIFYING - SECTOR ANALYSIS

SECTOR 1 = FL to I1, SECTOR 2 = I1 to I2, SECTOR 3 = I2 to FL, DIFF = Difference To Personal Best Lap

P1 777		Mason WILLIAMS		Suzuki -		
IDEAL LAP TIME : 53.923		BEST LAP TIME : 54.001		DIFFERENCE : 0.078		
LAP	SECTOR 1	SECTOR 2	LAP TIME	MPH	DIFF	TIME OF DAY
1 -	36.292	23.504	59.796	72.72	5.795	09:00:49.522
2 -	35.412	23.082	58.494	74.34	4.493	09:01:48.016
3 -	36.067	22.791	58.858	73.88	4.857	09:02:46.874
4 -	34.509	22.777	57.286	75.91	3.285	09:03:44.160
5 -	34.061	22.078	56.139	77.46	2.138	09:04:40.299
6 -	33.810	22.328	56.138	77.46	2.137	09:05:36.437
7 -	33.302	21.911	55.213	78.76	1.212	09:06:31.650
8 -	33.851	21.989	55.840	77.87	1.839	09:07:27.490
9 -	32.970	22.050	55.020	79.03	1.019	09:08:22.510
10 -	33.958	22.267	56.225	77.34	2.224	09:09:18.735
11 -	33.273	21.738	55.011 (3)	79.04	1.010	09:10:13.746
12 -	33.051	21.727	54.778 (2)	79.38	0.777	09:11:08.524
13 -	33.646	21.388	55.034	79.01	1.033	09:12:03.558
14 -	32.535	21.466	54.001 (1)	80.52		09:12:57.559

P2 40		Paul WILBY		Suzuki - Nutsmoto		
IDEAL LAP TIME : 54.037		BEST LAP TIME : 54.037		DIFFERENCE : 0.000		
LAP	SECTOR 1	SECTOR 2	LAP TIME	MPH	DIFF	TIME OF DAY
1 -	36.663	23.878	1:00.541	71.82	6.504	09:00:55.298
2 -	35.010	22.934	57.944	75.04	3.907	09:01:53.242
3 -	34.307	23.003	57.310	75.87	3.273	09:02:50.552
4 -	33.586	22.210	55.796	77.93	1.759	09:03:46.348
5 -	33.808	22.162	55.970	77.69	1.933	09:04:42.318
6 -	33.705	22.147	55.852	77.85	1.815	09:05:38.170
7 -	33.411	22.111	55.522	78.32	1.485	09:06:33.692
8 -	33.688	21.971	55.659	78.12	1.622	09:07:29.351
9 -	33.425	21.768	55.193	78.78	1.156	09:08:24.544
10 -	33.568	22.083	55.651	78.14	1.614	09:09:20.195
11 -	32.854	21.648	54.502	79.78	0.465	09:10:14.697
12 -	32.640	21.397	54.037 (1)	80.47		09:11:08.734
13 -	32.822	21.529	54.351 (3)	80.00	0.314	09:12:03.085
14 -	32.701	21.614	54.315 (2)	80.06	0.278	09:12:57.400

P3 30		Richard GOODE		Suzuki - Wps Ltd / Geoff Hand automotive engineering		
IDEAL LAP TIME : 54.756		BEST LAP TIME : 54.756		DIFFERENCE : 0.000		
LAP	SECTOR 1	SECTOR 2	LAP TIME	MPH	DIFF	TIME OF DAY
1 -	39.123	23.393	1:02.516	69.55	7.760	09:01:01.130
2 -	35.804	23.657	59.461	73.13	4.705	09:02:00.591
3 -	35.417	23.066	58.483	74.35	3.727	09:02:59.074
4 -	34.994	22.671	57.665	75.41	2.909	09:03:56.739
5 -	35.105	22.645	57.750	75.30	2.994	09:04:54.489
6 -	34.797	23.554	58.351	74.52	3.595	09:05:52.840
7 -	34.481	22.582	57.063	76.20	2.307	09:06:49.903
8 -	34.864	22.644	57.508	75.61	2.752	09:07:47.411
9 -	34.099	22.660	56.759	76.61	2.003	09:08:44.170
10 -	33.899	22.746	56.645	76.76	1.889	09:09:40.815
11 -	34.038	22.309	56.347 (3)	77.17	1.591	09:10:37.162
12 -	33.199	21.970	55.169 (2)	78.82	0.413	09:11:32.331
13 -	32.882	21.874	54.756 (1)	79.41		09:12:27.087

P4 22		Jake POVAH		Suzuki -		
IDEAL LAP TIME : 54.921		BEST LAP TIME : 54.921		DIFFERENCE : 0.000		
LAP	SECTOR 1	SECTOR 2	LAP TIME	MPH	DIFF	TIME OF DAY
1 -	38.003	24.318	1:02.321	69.77	7.400	09:01:04.252
2 -	36.218	23.749	59.967	72.51	5.046	09:02:04.219
3 -	35.801	22.728	58.529	74.29	3.608	09:03:02.748
4 -	34.067	23.503	57.570	75.53	2.649	09:04:00.318

Weather / Track : Cloudy / Dry

Brands Hatch Indy
Circuit Length = 1.2079 miles
Start: 08:59 Flag 09:12 End: 09:13

BMCRC - MRO Championships 2015 - Rnd 1 @ Brands Hatch Indy

MRO Minitwins inc Juniors

QUALIFYING - SECTOR ANALYSIS

SECTOR 1 = FL to I1, SECTOR 2 = I1 to I2, SECTOR 3 = I2 to FL, DIFF = Difference To Personal Best Lap

5 -	34.349	22.373	56.722	76.66	1.801	09:04:57.040
6 -	33.839	22.846	56.685	76.71	1.764	09:05:53.725
7 -	34.017	22.237	56.254 (3)	77.30	1.333	09:06:49.979
8 -	34.562	22.478	57.040	76.23	2.119	09:07:47.019
9 -	34.173	22.476	56.649	76.76	1.728	09:08:43.668
10 -	34.189	22.794	56.983	76.31	2.062	09:09:40.651
11 -	34.409	22.234	56.643	76.77	1.722	09:10:37.294
12 -	34.013	22.122	56.135 (2)	77.46	1.214	09:11:33.429
13 -	33.275	21.646	54.921 (1)	79.17		09:12:28.350

P5 19		Kevin LILLEY		Suzuki - Vanson Leathers			
IDEAL LAP TIME : 56.655		BEST LAP TIME : 56.655		DIFFERENCE : 0.000			
LAP	SECTOR 1	SECTOR 2	LAP TIME	MPH	DIFF	TIME OF DAY	
1 -	39.167	24.781	1:03.948	68.00	7.293	09:01:05.727	
2 -	37.337	24.000	1:01.337	70.89	4.682	09:02:07.064	
3 -	36.065	24.251	1:00.316	72.09	3.661	09:03:07.380	
4 -	36.143	23.391	59.534	73.04	2.879	09:04:06.914	
5 -	35.631	23.883	59.514	73.06	2.859	09:05:06.428	
6 -	35.513	23.486	58.999	73.70	2.344	09:06:05.427	
7 -	35.067	22.667	57.734	75.32	1.079	09:07:03.161	
8 -	34.774	23.611	58.385	74.48	1.730	09:08:01.546	
9 -	34.415	22.708	57.123 (3)	76.12	0.468	09:08:58.669	
10 -	34.475	22.632	57.107 (2)	76.14	0.452	09:09:55.776	
11 -	34.385	23.277	57.662	75.41	1.007	09:10:53.438	
12 -	34.313	22.342	56.655 (1)	76.75		09:11:50.093	
13 -	35.553	22.795	58.348	74.52	1.693	09:12:48.441	

P6 64		Joe BUXTON		Suzuki - Buxton Racing			
IDEAL LAP TIME : 56.644		BEST LAP TIME : 56.660		DIFFERENCE : 0.016			
LAP	SECTOR 1	SECTOR 2	LAP TIME	MPH	DIFF	TIME OF DAY	
1 -	39.858	24.320	1:04.178	67.75	7.518	09:01:37.673	
2 -	36.684	23.421	1:00.105	72.35	3.445	09:02:37.778	
3 -	35.622	22.939	58.561	74.25	1.901	09:03:36.339	
4 -	36.302	22.935	59.237	73.41	2.577	09:04:35.576	
5 -	34.604	22.804	57.408	75.74	0.748	09:05:32.984	
6 -	34.848	22.979	57.827	75.20	1.167	09:06:30.811	
7 -	35.559	22.515	58.074	74.88	1.414	09:07:28.885	
8 -	34.577	22.495	57.072 (3)	76.19	0.412	09:08:25.957	
9 -	34.422	22.685	57.107	76.14	0.447	09:09:23.064	
10 -	35.116	22.940	58.056	74.90	1.396	09:10:21.120	
11 -	34.149	22.511	56.660 (1)	76.74		09:11:17.780	
12 -	34.492	22.578	57.070 (2)	76.19	0.410	09:12:14.850	

P7 98		Steven TOPPING		Suzuki - HDS / Nutsmoto			
IDEAL LAP TIME : 56.264		BEST LAP TIME : 56.672		DIFFERENCE : 0.408			
LAP	SECTOR 1	SECTOR 2	LAP TIME	MPH	DIFF	TIME OF DAY	
1 -	37.131	24.535	1:01.666	70.51	4.994	09:00:57.628	
2 -	37.430	24.562	1:01.992	70.14	5.320	09:01:59.620	
3 -	36.484	23.505	59.989	72.49	3.317	09:02:59.609	
4 -	35.681	22.823	58.504	74.33	1.832	09:03:58.113	
5 -	34.874	23.037	57.911	75.09	1.239	09:04:56.024	
6 -	34.640	23.261	57.901	75.10	1.229	09:05:53.925	
7 -	34.842	22.734	57.576	75.52	0.904	09:06:51.501	
8 -	34.528	22.463	56.991	76.30	0.319	09:07:48.492	
9 -	34.450	22.436	56.886 (3)	76.44	0.214	09:08:45.378	
10 -	34.124	22.548	56.672 (1)	76.73		09:09:42.050	
11 -	34.548	22.804	57.352	75.82	0.680	09:10:39.402	
12 -	33.958	23.617	57.575	75.52	0.903	09:11:36.977	
13 -	34.462	22.306	56.768 (2)	76.60	0.096	09:12:33.745	

Weather / Track : Cloudy / Dry

Brands Hatch Indy
Circuit Length = 1.2079 miles
Start: 08:59 Flag 09:12 End: 09:13

BMCRC - MRO Championships 2015 - Rnd 1 @ Brands Hatch Indy

MRO Minitwins inc Juniors

QUALIFYING - SECTOR ANALYSIS

SECTOR 1 = FL to I1, SECTOR 2 = I1 to I2, SECTOR 3 = I2 to FL, DIFF = Difference To Personal Best Lap

P8 54 Adam JAMISON		Suzuki -				
IDEAL LAP TIME : 56.480		BEST LAP TIME : 56.876				
		DIFFERENCE : 0.396				
LAP	SECTOR 1	SECTOR 2	LAP TIME	MPH	DIFF	TIME OF DAY
1 -	38.309	24.538	1:02.847	69.19	5.971	09:01:04.145
2 -	36.715	23.796	1:00.511	71.86	3.635	09:02:04.656
3 -	36.831	23.517	1:00.348	72.05	3.472	09:03:05.004
4 -	35.398	23.501	58.899	73.83	2.023	09:04:03.903
5 -	35.865	26.025	1:01.890	70.26	5.014	09:05:05.793
6 -	35.776	23.570	59.346	73.27	2.470	09:06:05.139
7 -	34.798	22.837	57.635	75.45	0.759	09:07:02.774
8 -	34.938	23.083	58.021	74.94	1.145	09:08:00.795
9 -	34.213	22.663	56.876 (1)	76.45		09:08:57.671
10 -	34.738	22.534	57.272 (3)	75.92	0.396	09:09:54.943
11 -	34.891	22.541	57.432	75.71	0.556	09:10:52.375
12 -	33.946	23.543	57.489	75.64	0.613	09:11:49.864
13 -	34.304	22.893	57.197 (2)	76.02	0.321	09:12:47.061

P9 7 Richard HICKLING		Suzuki - Lids By Wood				
IDEAL LAP TIME : 56.884		BEST LAP TIME : 56.884				
		DIFFERENCE : 0.000				
LAP	SECTOR 1	SECTOR 2	LAP TIME	MPH	DIFF	TIME OF DAY
1 -	43.196	24.935	1:08.131	63.82	11.247	09:01:39.870
2 -	39.192	23.756	1:02.948	69.08	6.064	09:02:42.818
3 -	38.543	23.217	1:01.760	70.41	4.876	09:03:44.578
4 -	35.934	22.897	58.831	73.91	1.947	09:04:43.409
5 -	34.928	22.954	57.882	75.12	0.998	09:05:41.291
6 -	35.221	22.607	57.828	75.19	0.944	09:06:39.119
7 -	35.071	22.503	57.574 (3)	75.53	0.690	09:07:36.693
8 -	34.993	23.176	58.169	74.75	1.285	09:08:34.862
9 -	36.246	22.681	58.927	73.79	2.043	09:09:33.789
10 -	34.916	22.348	57.264 (2)	75.93	0.380	09:10:31.053
11 -	34.764	22.120	56.884 (1)	76.44		09:11:27.937

P10 58 Steve COSTIN		Suzuki -				
IDEAL LAP TIME : 56.758		BEST LAP TIME : 57.193				
		DIFFERENCE : 0.435				
LAP	SECTOR 1	SECTOR 2	LAP TIME	MPH	DIFF	TIME OF DAY
1 -	OUTLAP	25.099	1:11.503	60.81	14.310	09:02:11.307
2 -	37.635	24.185	1:01.820	70.34	4.627	09:03:13.127
3 -	37.814	23.047	1:00.861	71.45	3.668	09:04:13.988
4 -	36.135	23.103	59.238	73.40	2.045	09:05:13.226
5 -	35.220	23.176	58.396	74.46	1.203	09:06:11.622
6 -	36.083	22.872	58.955	73.76	1.762	09:07:10.577
7 -	34.893	23.009	57.902 (3)	75.10	0.709	09:08:08.479
8 -	34.562	22.775	57.337 (2)	75.84	0.144	09:09:05.816
9 -	35.488	22.879	58.367	74.50	1.174	09:10:04.183
10 -	35.318	23.003	58.321	74.56	1.128	09:11:02.504
11 -	35.188	23.426	58.614	74.19	1.421	09:12:01.118
12 -	34.997	22.196	57.193 (1)	76.03		09:12:58.311

P11 52 Paul JOHNSTON		Suzuki - ePayMe				
IDEAL LAP TIME : 57.206		BEST LAP TIME : 57.351				
		DIFFERENCE : 0.145				
LAP	SECTOR 1	SECTOR 2	LAP TIME	MPH	DIFF	TIME OF DAY
1 -	38.507	23.915	1:02.422	69.66	5.071	09:01:07.277
2 -	37.613	24.018	1:01.631	70.55	4.280	09:02:08.908
3 -	36.145	23.318	59.463	73.13	2.112	09:03:08.371
4 -	35.773	23.171	58.944	73.77	1.593	09:04:07.315
5 -	35.998	23.709	59.707	72.83	2.356	09:05:07.022
6 -	35.656	23.389	59.045	73.64	1.694	09:06:06.067
7 -	35.397	22.804	58.201 (3)	74.71	0.850	09:07:04.268
8 -	34.658	22.781	57.439 (2)	75.70	0.088	09:08:01.707
9 -	34.425	22.926	57.351 (1)	75.82		09:08:59.058

Weather / Track : Cloudy / Dry

Brands Hatch Indy
Circuit Length = 1.2079 miles
Start: 08:59 Flag 09:12 End: 09:13

BMCRC - MRO Championships 2015 - Rnd 1 @ Brands Hatch Indy

MRO Minitwins inc Juniors

QUALIFYING - SECTOR ANALYSIS

SECTOR 1 = FL to I1, SECTOR 2 = I1 to I2, SECTOR 3 = I2 to FL, DIFF = Difference To Personal Best Lap

P12 59 Martin FOORD			Suzuki -			
IDEAL LAP TIME : 57.269		BEST LAP TIME : 57.649		DIFFERENCE : 0.380		
LAP	SECTOR 1	SECTOR 2	LAP TIME	MPH	DIFF	TIME OF DAY
1 -	39.460	24.678	1:04.138	67.80	6.489	09:01:00.240
2 -	37.761	23.131	1:00.892	71.41	3.243	09:02:01.132
3 -	36.532	22.853	59.385	73.22	1.736	09:03:00.517
4 -	36.005	23.084	59.089	73.59	1.440	09:03:59.606
5 -	36.116	23.203	59.319	73.30	1.670	09:04:58.925
6 -	35.087	22.577	57.664 (2)	75.41	0.015	09:05:56.589
7 -	34.926	22.723	57.649 (1)	75.43		09:06:54.238
8 -	35.463	22.703	58.166	74.76	0.517	09:07:52.404
9 -	35.657	23.353	59.010	73.69	1.361	09:08:51.414
10 -	35.416	22.785	58.201	74.71	0.552	09:09:49.615
11 -	36.119	23.881	1:00.000	72.47	2.351	09:10:49.615
12 -	36.487	23.604	1:00.091	72.36	2.442	09:11:49.706
13 -	35.562	22.343	57.905 (3)	75.09	0.256	09:12:47.611

P13 37 Stephen WILSON			Suzuki -			
IDEAL LAP TIME : 57.366		BEST LAP TIME : 58.034		DIFFERENCE : 0.668		
LAP	SECTOR 1	SECTOR 2	LAP TIME	MPH	DIFF	TIME OF DAY
1 -	39.886	23.914	1:03.800	68.15	5.766	09:01:06.772
2 -	39.826	24.464	1:04.290	67.64	6.256	09:02:11.062
3 -	37.243	24.470	1:01.713	70.46	3.679	09:03:12.775
4 -	35.725	23.008	58.733	74.04	0.699	09:04:11.508
5 -	35.543	23.574	59.117	73.55	1.083	09:05:10.625
6 -	36.726	23.329	1:00.055	72.41	2.021	09:06:10.680
7 -	35.646	22.812	58.458	74.38	0.424	09:07:09.138
8 -	34.899	23.135	58.034 (1)	74.93		09:08:07.172
9 -	35.275	23.212	58.487	74.35	0.453	09:09:05.659
10 -	35.268	23.049	58.317	74.56	0.283	09:10:03.976
11 -	35.294	23.002	58.296 (3)	74.59	0.262	09:11:02.272
12 -	35.089	23.966	59.055	73.63	1.021	09:12:01.327
13 -	35.588	22.467	58.055 (2)	74.90	0.021	09:12:59.382

P14 35 Tyler WALSH			Suzuki - GBR Powerlines			
IDEAL LAP TIME : 58.356		BEST LAP TIME : 58.356		DIFFERENCE : 0.000		
LAP	SECTOR 1	SECTOR 2	LAP TIME	MPH	DIFF	TIME OF DAY
1 -	OUTLAP	24.726	1:11.053	61.20	12.697	09:02:12.206
2 -	37.661	23.631	1:01.292	70.94	2.936	09:03:13.498
3 -	38.435	23.712	1:02.147	69.97	3.791	09:04:15.645
4 -	36.971	24.078	1:01.049	71.23	2.693	09:05:16.694
5 -	36.386	23.368	59.754	72.77	1.398	09:06:16.448
6 -	36.064	23.344	59.408 (3)	73.19	1.052	09:07:15.856
7 -	40.976	25.518	1:06.494	65.39	8.138	09:08:22.350
8 -	36.421	23.734	1:00.155	72.28	1.799	09:09:22.505
9 -	36.959	23.142	1:00.101	72.35	1.745	09:10:22.606
10 -	36.064	23.198	59.262 (2)	73.37	0.906	09:11:21.868
11 -	35.480	22.876	58.356 (1)	74.51		09:12:20.224

P15 45 Peter MOORE			Suzuki - Curphs Cuttings			
IDEAL LAP TIME : 58.419		BEST LAP TIME : 58.419		DIFFERENCE : 0.000		
LAP	SECTOR 1	SECTOR 2	LAP TIME	MPH	DIFF	TIME OF DAY
1 -	44.708	26.563	1:11.271	61.01	12.852	09:01:37.066
2 -	40.817	24.356	1:05.173	66.72	6.754	09:02:42.239
3 -	39.385	25.112	1:04.497	67.42	6.078	09:03:46.736
4 -	37.967	25.054	1:03.021	69.00	4.602	09:04:49.757
5 -	39.069		3:44.289 P	19.38	2:45.870	09:08:34.046
6 -	OUTLAP	24.762	1:07.908	64.03	9.489	09:09:41.954
7 -	37.036	24.219	1:01.255 (3)	70.99	2.836	09:10:43.209

Weather / Track : Cloudy / Dry

Brands Hatch Indy
Circuit Length = 1.2079 miles
Start: 08:59 Flag 09:12 End: 09:13

BMCRC - MRO Championships 2015 - Rnd 1 @ Brands Hatch Indy

MRO Minitwins inc Juniors

QUALIFYING - SECTOR ANALYSIS

SECTOR 1 = FL to I1, SECTOR 2 = I1 to I2, SECTOR 3 = I2 to FL, DIFF = Difference To Personal Best Lap

8 - 36.558 23.451 1:00.009 (2) 72.46 1.590 09:11:43.218
 9 - **35.573** **22.846** **58.419 (1)** **74.43** **09:12:41.637**

P16 81 Malvern MAY		Suzuki -				
IDEAL LAP TIME : 58.662		BEST LAP TIME : 58.662		DIFFERENCE : 0.000		
LAP	SECTOR 1	SECTOR 2	LAP TIME	MPH	DIFF	TIME OF DAY
1 -	40.061	24.285	1:04.346	67.58	5.684	09:01:06.652
2 -	38.667	24.160	1:02.827	69.21	4.165	09:02:09.479
3 -	38.831	24.400	1:03.231	68.77	4.569	09:03:12.710
4 -	37.486	23.294	1:00.780	71.54	2.118	09:04:13.490
5 -	37.106	24.452	1:01.558	70.64	2.896	09:05:15.048
6 -	36.407	23.927	1:00.334	72.07	1.672	09:06:15.382
7 -	36.528	23.761	1:00.289	72.12	1.627	09:07:15.671
8 -	36.493	24.347	1:00.840	71.47	2.178	09:08:16.511
9 -	38.068	24.360	1:02.428	69.65	3.766	09:09:18.939
10 -	35.380	23.282	58.662 (1)	74.12		09:10:17.601
11 -	35.858	23.601	59.459 (2)	73.13	0.797	09:11:17.060
12 -	35.909	23.840	59.749 (3)	72.78	1.087	09:12:16.809

P17 48 Shaun WALLIS		Suzuki -				
IDEAL LAP TIME : 58.680		BEST LAP TIME : 58.680		DIFFERENCE : 0.000		
LAP	SECTOR 1	SECTOR 2	LAP TIME	MPH	DIFF	TIME OF DAY
1 -	41.052	25.019	1:06.071	65.81	7.391	09:01:11.173
2 -	38.131	23.765	1:01.896	70.25	3.216	09:02:13.069
3 -	36.946	23.644	1:00.590	71.77	1.910	09:03:13.659
4 -	37.479	23.178	1:00.657	71.69	1.977	09:04:14.316
5 -	36.071	23.207	59.278	73.35	0.598	09:05:13.594
6 -	35.736	23.322	59.058 (2)	73.63	0.378	09:06:12.652
7 -	36.367	23.259	59.626	72.93	0.946	09:07:12.278
8 -	35.675	23.005	58.680 (1)	74.10		09:08:10.958
9 -	35.779	23.375	59.154 (3)	73.51	0.474	09:09:10.112

P18 124 Kurtis BUTLER		Suzuki -				
IDEAL LAP TIME : 58.625		BEST LAP TIME : 58.762		DIFFERENCE : 0.137		
LAP	SECTOR 1	SECTOR 2	LAP TIME	MPH	DIFF	TIME OF DAY
1 -	OUTLAP	25.432	1:12.314	60.13	13.552	09:02:51.845
2 -	38.552	25.223	1:03.775	68.18	5.013	09:03:55.620
3 -	36.678		2:21.652 P	30.69	1:22.890	09:06:17.272
4 -	OUTLAP	24.157	1:04.955	66.94	6.193	09:07:22.227
5 -	35.533	24.382	59.915	72.57	1.153	09:08:22.142
6 -	35.907	24.106	1:00.013	72.46	1.251	09:09:22.155
7 -	36.467	23.293	59.760 (3)	72.76	0.998	09:10:21.915
8 -	35.765	23.372	59.137 (2)	73.53	0.375	09:11:21.052
9 -	35.332	23.430	58.762 (1)	74.00		09:12:19.814

P19 5 Barry MANTELL		Suzuki - Streets Installations				
IDEAL LAP TIME : 59.084		BEST LAP TIME : 59.084		DIFFERENCE : 0.000		
LAP	SECTOR 1	SECTOR 2	LAP TIME	MPH	DIFF	TIME OF DAY
1 -	38.687	24.041	1:02.728	69.32	3.644	09:01:00.507
2 -	38.559	24.073	1:02.632 (3)	69.43	3.548	09:02:03.139
3 -	37.612	23.144	1:00.756 (2)	71.57	1.672	09:03:03.895
4 -	36.052	23.032	59.084 (1)	73.60		09:04:02.979

P20 11 Paul TAFFURELLI		Suzuki - Jesfer Technology				
IDEAL LAP TIME : 59.021		BEST LAP TIME : 59.441		DIFFERENCE : 0.420		
LAP	SECTOR 1	SECTOR 2	LAP TIME	MPH	DIFF	TIME OF DAY
1 -	39.060	24.522	1:03.582	68.39	4.141	09:01:03.878
2 -	36.236	23.862	1:00.098 (2)	72.35	0.657	09:02:03.976
3 -	36.332	23.109	59.441 (1)	73.15		09:03:03.417

Weather / Track : Cloudy / Dry

Brands Hatch Indy
 Circuit Length = 1.2079 miles
 Start: 08:59 Flag 09:12 End: 09:13

BMCRC - MRO Championships 2015 - Rnd 1 @ Brands Hatch Indy

MRO Minitwins inc Juniors

QUALIFYING - SECTOR ANALYSIS

SECTOR 1 = FL to I1, SECTOR 2 = I1 to I2, SECTOR 3 = I2 to FL, DIFF = Difference To Personal Best Lap

4 -	36.776	23.436	1:00.212 (3)	72.22	0.771	09:04:03.629
5 -	35.912	24.844	1:00.756	71.57	1.315	09:05:04.385

P21 28		Dominic VEASEY		Suzuki -			
IDEAL LAP TIME : 59.451		BEST LAP TIME : 59.957		DIFFERENCE : 0.506			
LAP	SECTOR 1	SECTOR 2	LAP TIME	MPH	DIFF	TIME OF DAY	
1 -	38.226	24.971	1:03.197	68.81	3.240	09:01:00.016	
2 -	36.610	23.916	1:00.526	71.84	0.569	09:02:00.542	
3 -	36.430	23.527	59.957 (1)	72.52		09:03:00.499	
4 -	36.905	24.196	1:01.101	71.17	1.144	09:04:01.600	
5 -	36.286	23.699	59.985 (2)	72.49	0.028	09:05:01.585	
6 -	35.924	24.109	1:00.033 (3)	72.43	0.076	09:06:01.618	
7 -	36.175	23.858	1:00.033 (3)	72.43	0.076	09:07:01.651	

P22 3		Marcus NEWALL		Suzuki - Mum & Dad			
IDEAL LAP TIME : 59.953		BEST LAP TIME : 1:00.091		DIFFERENCE : 0.138			
LAP	SECTOR 1	SECTOR 2	LAP TIME	MPH	DIFF	TIME OF DAY	
1 -	43.924	25.981	1:09.905	62.20	9.814	09:01:22.986	
2 -	40.697	25.975	1:06.672	65.22	6.581	09:02:29.658	
3 -	39.632	25.335	1:04.967	66.93	4.876	09:03:34.625	
4 -	38.721	24.938	1:03.659	68.31	3.568	09:04:38.284	
5 -	38.116	24.854	1:02.970	69.05	2.879	09:05:41.254	
6 -	37.961	24.928	1:02.889	69.14	2.798	09:06:44.143	
7 -	37.614	24.311	1:01.925	70.22	1.834	09:07:46.068	
8 -	37.841	24.425	1:02.266	69.83	2.175	09:08:48.334	
9 -	36.349	24.008	1:00.357 (2)	72.04	0.266	09:09:48.691	
10 -	36.910	23.862	1:00.772	71.55	0.681	09:10:49.463	
11 -	36.448	23.643	1:00.091 (1)	72.36		09:11:49.554	
12 -	36.908	23.604	1:00.512 (3)	71.86	0.421	09:12:50.066	

P23 23		Claire BECKETT		Suzuki -			
IDEAL LAP TIME : 1:00.095		BEST LAP TIME : 1:00.095		DIFFERENCE : 0.000			
LAP	SECTOR 1	SECTOR 2	LAP TIME	MPH	DIFF	TIME OF DAY	
1 -	41.173	25.192	1:06.365	65.52	6.270	09:01:11.048	
2 -	40.214	24.675	1:04.889	67.01	4.794	09:02:15.937	
3 -	38.974	24.579	1:03.553	68.42	3.458	09:03:19.490	
4 -	38.341	24.289	1:02.630	69.43	2.535	09:04:22.120	
5 -	37.896	24.937	1:02.833	69.20	2.738	09:05:24.953	
6 -	38.623	26.242	1:04.865	67.04	4.770	09:06:29.818	
7 -	38.517	23.826	1:02.343	69.75	2.248	09:07:32.161	
8 -	37.347	24.749	1:02.096	70.03	2.001	09:08:34.257	
9 -	37.095	23.686	1:00.781	71.54	0.686	09:09:35.038	
10 -	37.052	23.602	1:00.654 (3)	71.69	0.559	09:10:35.692	
11 -	36.797	23.723	1:00.520 (2)	71.85	0.425	09:11:36.212	
12 -	36.685	23.410	1:00.095 (1)	72.36		09:12:36.307	

P24 8		Gerrard SPEAR		Suzuki - Team VSpeed			
IDEAL LAP TIME : 1:00.461		BEST LAP TIME : 1:00.461		DIFFERENCE : 0.000			
LAP	SECTOR 1	SECTOR 2	LAP TIME	MPH	DIFF	TIME OF DAY	
1 -	40.203	25.978	1:06.181	65.70	5.720	09:01:05.638	
2 -	38.021	25.045	1:03.066	68.95	2.605	09:02:08.704	
3 -	38.096	24.131	1:02.227	69.88	1.766	09:03:10.931	
4 -	36.378	24.083	1:00.461 (1)	71.92		09:04:11.392	
5 -	39.151		2:33.863 P	28.26	1:33.402	09:06:45.255	
6 -	OUTLAP	24.161	1:05.270	66.62	4.809	09:07:50.525	
7 -	37.248	24.384	1:01.632	70.55	1.171	09:08:52.157	
8 -	36.682	24.208	1:00.890 (2)	71.41	0.429	09:09:53.047	
9 -	36.768	24.591	1:01.359 (3)	70.87	0.898	09:10:54.406	

Weather / Track : Cloudy / Dry

Brands Hatch Indy
Circuit Length = 1.2079 miles
Start: 08:59 Flag 09:12 End: 09:13

BMCRC - MRO Championships 2015 - Rnd 1 @ Brands Hatch Indy

MRO Minitwins inc Juniors

QUALIFYING - SECTOR ANALYSIS

SECTOR 1 = FL to I1, SECTOR 2 = I1 to I2, SECTOR 3 = I2 to FL, DIFF = Difference To Personal Best Lap

P25 63		Steve SMULOVIC		Suzuki - SFC Racing			
IDEAL LAP TIME : 1:00.544		BEST LAP TIME : 1:00.544		DIFFERENCE : 0.000			
LAP	SECTOR 1	SECTOR 2	LAP TIME	MPH	DIFF	TIME OF DAY	
1 -	40.325	25.397	1:05.722	66.16	5.178	09:01:00.212	
2 -	38.592	25.759	1:04.351	67.57	3.807	09:02:04.563	
3 -	38.404	25.319	1:03.723	68.24	3.179	09:03:08.286	
4 -	37.899	24.469	1:02.368	69.72	1.824	09:04:10.654	
5 -	37.765	24.431	1:02.196	69.91	1.652	09:05:12.850	
6 -	37.384	24.465	1:01.849 (3)	70.31	1.305	09:06:14.699	
7 -	37.835	24.738	1:02.573	69.49	2.029	09:07:17.272	
8 -	38.838	23.892	1:02.730	69.32	2.186	09:08:20.002	
9 -	38.269	24.568	1:02.837	69.20	2.293	09:09:22.839	
10 -	37.280	24.335	1:01.615 (2)	70.57	1.071	09:10:24.454	
11 -	38.108	24.279	1:02.387	69.70	1.843	09:11:26.841	
12 -	36.852	23.692	1:00.544 (1)	71.82		09:12:27.385	

P26 39		Rob WILLIAMS		Suzuki -			
IDEAL LAP TIME : 1:00.537		BEST LAP TIME : 1:00.578		DIFFERENCE : 0.041			
LAP	SECTOR 1	SECTOR 2	LAP TIME	MPH	DIFF	TIME OF DAY	
1 -	43.995	26.700	1:10.695	61.51	10.117	09:01:45.992	
2 -	42.256	27.282	1:09.538	62.53	8.960	09:02:55.530	
3 -	41.463	25.865	1:07.328	64.58	6.750	09:04:02.858	
4 -	39.350	26.083	1:05.433	66.45	4.855	09:05:08.291	
5 -	39.278	25.255	1:04.533	67.38	3.955	09:06:12.824	
6 -	38.366	24.682	1:03.048	68.97	2.470	09:07:15.872	
7 -	38.677	24.958	1:03.635	68.33	3.057	09:08:19.507	
8 -	38.280	23.892	1:02.172 (3)	69.94	1.594	09:09:21.679	
9 -	37.785	24.841	1:02.626	69.43	2.048	09:10:24.305	
10 -	37.830	24.328	1:02.158 (2)	69.96	1.580	09:11:26.463	
11 -	36.645	23.933	1:00.578 (1)	71.78		09:12:27.041	

P27 12		Russell TAYLOR		Suzuki -			
IDEAL LAP TIME : 1:00.130		BEST LAP TIME : 1:00.598		DIFFERENCE : 0.468			
LAP	SECTOR 1	SECTOR 2	LAP TIME	MPH	DIFF	TIME OF DAY	
1 -	39.578	24.365	1:03.943	68.00	3.345	09:01:02.247	
2 -	37.640	23.672	1:01.312	70.92	0.714	09:02:03.559	
3 -	37.840	23.348	1:01.188	71.06	0.590	09:03:04.747	
4 -	37.278	23.662	1:00.940 (2)	71.35	0.342	09:04:05.687	
5 -	37.941	24.463	1:02.404	69.68	1.806	09:05:08.091	
6 -	38.119	24.342	1:02.461	69.62	1.863	09:06:10.552	
7 -	38.840	25.596	1:04.436	67.48	3.838	09:07:14.988	
8 -	36.782	23.816	1:00.598 (1)	71.76		09:08:15.586	
9 -	38.653	24.849	1:03.502	68.47	2.904	09:09:19.088	
10 -	37.048	24.020	1:01.068 (3)	71.20	0.470	09:10:20.156	

P28 87		Tristan REVELL		Suzuki -			
IDEAL LAP TIME : 1:00.983		BEST LAP TIME : 1:00.983		DIFFERENCE : 0.000			
LAP	SECTOR 1	SECTOR 2	LAP TIME	MPH	DIFF	TIME OF DAY	
1 -	41.333	24.470	1:05.803	66.08	4.820	09:01:07.964	
2 -	39.898	24.793	1:04.691	67.22	3.708	09:02:12.655	
3 -	38.038	23.914	1:01.952 (2)	70.19	0.969	09:03:14.607	
4 -	38.419	25.445	1:03.864 (3)	68.09	2.881	09:04:18.471	
5 -	37.123	23.860	1:00.983 (1)	71.30		09:05:19.454	

P29 71		Ben BURNAL		Suzuki -			
IDEAL LAP TIME : 1:01.380		BEST LAP TIME : 1:01.380		DIFFERENCE : 0.000			
LAP	SECTOR 1	SECTOR 2	LAP TIME	MPH	DIFF	TIME OF DAY	
1 -	41.799	25.310	1:07.109	64.79	5.729	09:01:13.733	
2 -	38.581	24.778	1:03.359	68.63	1.979	09:02:17.092	

Weather / Track : Cloudy / Dry

Brands Hatch Indy
Circuit Length = 1.2079 miles
Start: 08:59 Flag 09:12 End: 09:13

BMCRC - MRO Championships 2015 - Rnd 1 @ Brands Hatch Indy

MRO Minitwins inc Juniors

QUALIFYING - SECTOR ANALYSIS

SECTOR 1 = FL to I1, SECTOR 2 = I1 to I2, SECTOR 3 = I2 to FL, DIFF = Difference To Personal Best Lap

3 -	38.413	25.494	1:03.907	68.04	2.527	09:03:20.999
4 -	37.642	24.908	1:02.550 (3)	69.52	1.170	09:04:23.549
5 -	37.772	25.260	1:03.032	68.99	1.652	09:05:26.581
6 -	37.557	25.949	1:03.506	68.47	2.126	09:06:30.087
7 -	38.896	24.572	1:03.468	68.51	2.088	09:07:33.555
8 -	37.141	24.239	1:01.380 (1)	70.84		09:08:34.935
9 -	38.833	24.627	1:03.460	68.52	2.080	09:09:38.395
10 -	37.791	24.436	1:02.227 (2)	69.88	0.847	09:10:40.622
11 -	37.763	24.967	1:02.730	69.32	1.350	09:11:43.352
12 -	38.740	25.414	1:04.154	67.78	2.774	09:12:47.506

P30 73		Vincent LEWIN		Suzuki - Vinitwin Racing DotCo			
IDEAL LAP TIME :		BEST LAP TIME : 1:02.286		DIFFERENCE :			
LAP	SECTOR 1	SECTOR 2	LAP TIME	MPH	DIFF	TIME OF DAY	
1 -			1:04.069 (3)	67.87	1.783	09:01:02.259	
2 -			1:06.280	65.60	3.994	09:02:08.539	
3 -			1:05.131	66.76	2.845	09:03:13.670	
4 -			1:05.049	66.85	2.763	09:04:18.719	
5 -			1:04.865	67.04	2.579	09:05:23.584	
6 -			1:06.014	65.87	3.728	09:06:29.598	
7 -			1:02.286 (1)	69.81		09:07:31.884	
8 -			1:02.564 (2)	69.50	0.278	09:08:34.448	
9 -			1:04.198	67.73	1.912	09:09:38.646	

P31 94		Oliver READ		Suzuki - Cavetit			
IDEAL LAP TIME : 1:03.651		BEST LAP TIME : 1:04.598		DIFFERENCE : 0.947			
LAP	SECTOR 1	SECTOR 2	LAP TIME	MPH	DIFF	TIME OF DAY	
1 -	45.269	28.080	1:13.349	59.28	8.751	09:01:43.217	
2 -	44.510	27.399	1:11.909	60.47	7.311	09:02:55.126	
3 -	41.033	24.947	1:05.980	65.90	1.382	09:04:01.106	
4 -	38.869	25.729	1:04.598 (1)	67.31		09:05:05.704	
5 -	39.326	25.327	1:04.653 (2)	67.26	0.055	09:06:10.357	
6 -	38.704	26.096	1:04.800 (3)	67.10	0.202	09:07:15.157	

P32 2		Daniel COUZENS		Suzuki - Sdc Performance / epayme			
IDEAL LAP TIME : 1:02.658		BEST LAP TIME : 1:07.921		DIFFERENCE : 5.263			
LAP	SECTOR 1	SECTOR 2	LAP TIME	MPH	DIFF	TIME OF DAY	
1 -	42.507	25.414	1:07.921 (1)	64.02		09:01:22.390	
2 -	37.244		1:46.567 P	40.80	38.646	09:03:08.957	

P33 118		James PLUMMER		Suzuki -			
IDEAL LAP TIME :		BEST LAP TIME :		DIFFERENCE :			
LAP	SECTOR 1	SECTOR 2	LAP TIME	MPH	DIFF	TIME OF DAY	
1 -	45.573		3:16.259 P	22.15		09:03:47.729	

BMCRC - MRO Championships 2015 - Rnd 1 @ Brands Hatch Indy

MRO Minitwins inc Juniors

QUALIFYING - BEST SECTORS

SECTOR 1			SECTOR 2			IDEAL / BEST COMPARISON						
POS	NO	NAME	TIME	NO	NAME	TIME	POS	NO	NAME	IDEAL	BEST	DIFF
									PERFECT LAP	53.923		
1	777	WILLIAMS	32.535	777	WILLIAMS	21.388	1	777	WILLIAMS	53.923	54.001	0.078
2	40	WILBY	32.640	40	WILBY	21.397	2	40	WILBY	54.037	54.037	0.000
3	30	GOODE	32.882	22	POVAH	21.646	3	30	GOODE	54.756	54.756	0.000
4	22	POVAH	33.275	30	GOODE	21.874	4	22	POVAH	54.921	54.921	0.000
5	54	JAMISON	33.946	7	HICKLING	22.120	5	98	TOPPING	56.264	56.672	0.408
6	98	TOPPING	33.958	58	COSTIN	22.196	6	54	JAMISON	56.480	56.876	0.396
7	64	BUXTON	34.149	98	TOPPING	22.306	7	64	BUXTON	56.644	56.660	0.016
8	19	LILLEY	34.313	19	LILLEY	22.342	8	19	LILLEY	56.655	56.655	0.000
9	52	JOHNSTON	34.425	59	FOORD	22.343	9	58	COSTIN	56.758	57.193	0.435
10	58	COSTIN	34.562	37	WILSON	22.467	10	7	HICKLING	56.884	56.884	0.000
11	7	HICKLING	34.764	64	BUXTON	22.495	11	52	JOHNSTON	57.206	57.351	0.145
12	37	WILSON	34.899	54	JAMISON	22.534	12	59	FOORD	57.269	57.649	0.380
13	59	FOORD	34.926	52	JOHNSTON	22.781	13	37	WILSON	57.366	58.034	0.668
14	124	BUTLER	35.332	45	MOORE	22.846	14	35	WALSH	58.356	58.356	0.000
15	81	MAY	35.380	35	WALSH	22.876	15	45	MOORE	58.419	58.419	0.000
16	35	WALSH	35.480	48	WALLIS	23.005	16	124	BUTLER	58.625	58.762	0.137
17	45	MOORE	35.573	5	MANTELL	23.032	17	81	MAY	58.662	58.662	0.000
18	48	WALLIS	35.675	11	TAFFURELLI	23.109	18	48	WALLIS	58.680	58.680	0.000
19	11	TAFFURELLI	35.912	81	MAY	23.282	19	11	TAFFURELLI	59.021	59.441	0.420
20	28	VEASEY	35.924	124	BUTLER	23.293	20	5	MANTELL	59.084	59.084	0.000
21	5	MANTELL	36.052	12	TAYLOR	23.348	21	28	VEASEY	59.451	59.957	0.506
22	3	NEWALL	36.349	23	BECKETT	23.410	22	3	NEWALL	59.953	1:00.091	0.138
23	8	SPEAR	36.378	28	VEASEY	23.527	23	23	BECKETT	1:00.095	1:00.095	0.000
24	39	WILLIAMS	36.645	3	NEWALL	23.604	24	12	TAYLOR	1:00.130	1:00.598	0.468
25	23	BECKETT	36.685	63	SMULOVIC	23.692	25	8	SPEAR	1:00.461	1:00.461	0.000
26	12	TAYLOR	36.782	87	REVELL	23.860	26	39	WILLIAMS	1:00.537	1:00.578	0.041
27	63	SMULOVIC	36.852	39	WILLIAMS	23.892	27	63	SMULOVIC	1:00.544	1:00.544	0.000
28	87	REVELL	37.123	8	SPEAR	24.083	28	87	REVELL	1:00.983	1:00.983	0.000
29	71	BURNAL	37.141	71	BURNAL	24.239	29	71	BURNAL	1:01.380	1:01.380	0.000
30	2	COUZENS	37.244	94	READ	24.947	30	2	COUZENS	1:02.658	1:07.921	5.263
31	94	READ	38.704	2	COUZENS	25.414	31	94	READ	1:03.651	1:04.598	0.947
32	118	PLUMMER	45.573				32	73	LEWIN		1:02.286	
33							33	118	PLUMMER			

Weather / Track : Cloudy / Dry

Results can be found at www.tsl-timing.com

Brands Hatch Indy
 Circuit Length = 1.2079 miles
 Start: 08:59 Flag 09:12 End: 09:13

Printed - 09:15 Saturday, 28 March 2015

BMCRC - MRO Championships 2015 - Rnd 1 @ Brands Hatch Indy

MRO Minitwins inc Juniors

RACE 1 - GRID



HOYL INSURANCE

ROW 12			34	20	Jose TOUCEDA					
ROW 11		33	118	James PLUMMER	32	2	Daniel COUZENS	31	94	Oliver READ
ROW 10	30	73	Vincent LEWIN	29	71	Ben BURNAL	28	87	Tristan REVELL	
ROW 9		27	12	Russell TAYLOR	26	39	Rob WILLIAMS	25	63	Steve SMULOVIC
ROW 8	24	8	Gerrard SPEAR	23	23	Claire BECKETT	22	3	Marcus NEWALL	
ROW 7		21	28	Dominic VEASEY	20	11	Paul TAFFURELLI	19	5	Barry MANTELL
ROW 6	18	124	Kurtis BUTLER	17	48	Shaun WALLIS	16	81	Malvern MAY	
ROW 5		15	45	Peter MOORE	14	35	Tyler WALSH	13	37	Stephen WILSON
ROW 4	12	59	Martin FOORD	11	52	Paul JOHNSTON	10	58	Steve COSTIN	
ROW 3		9	7	Richard HICKLING	8	54	Adam JAMISON	7	98	Steven TOPPING
ROW 2	6	64	Joe BUXTON	5	19	Kevin LILLEY	4	22	Jake POVAH	
ROW 1		3	30	Richard GOODE	2	40	Paul WILBY	1	777	Mason WILLIAMS
									Pole	

Brands Hatch Indy
Circuit Length = 1.2079 miles

These results are provisional until the conclusion of any judicial and technical matters.

Clerk Of Course :		Timekeeper :
-------------------	--	--------------

Results can be found at www.tsl-timing.com

Printed - 09:17 Saturday, 28 March 2015



BMCRC - MRO Championships 2015 - Rnd 1 @ Brands Hatch Indy

MRO Minitwins inc Juniors

RACE 1 - CLASSIFICATION



HOYL INSURANCE

POS	NO	NAME	ENTRY	LAPS	TIME	GAP	DIFF	MPH	BEST	ON
1	777	Mason WILLIAMS	Suzuki -	12	10:33.909			82.31	52.072	6
2	40	Paul WILBY	Suzuki - Nutsmoto	12	10:34.191	0.282	0.282	82.28	51.667	6
3	30	Richard GOODE	Suzuki - Wps Ltd / Geoff Hand automotive engineeri	12	10:37.750	3.841	3.559	81.82	52.190	6
4	7	Richard HICKLING	Suzuki - Lids By Wood	12	10:54.158	20.249	16.408	79.77	53.432	10
5	22	Jake POVAH	Suzuki -	12	10:54.580	20.671	0.422	79.72	53.376	8
6	64	Joe BUXTON	Suzuki - Buxton Racing	12	10:56.733	22.824	2.153	79.45	53.437	10
7	54	Adam JAMISON	Suzuki -	12	10:58.009	24.100	1.276	79.30	53.592	9
8	98	Steven TOPPING	Suzuki - HDS / Nutsmoto	12	11:00.570	26.661	2.561	78.99	53.782	8
9	35	Tyler WALSH	Suzuki - GBR Powerlines	12	11:07.369	33.460	6.799	78.19	53.995	10
10	37	Stephen WILSON	Suzuki -	12	11:07.498	33.589	0.129	78.17	54.076	10
11	58	Steve COSTIN	Suzuki -	12	11:08.081	34.172	0.583	78.10	54.203	12
12	12	Russell TAYLOR	Suzuki -	12	11:10.167	36.258	2.086	77.86	54.573	5
13	52	Paul JOHNSTON	Suzuki - ePayMe	12	11:14.006	40.097	3.839	77.42	54.703	10
14	5	Barry MANTELL	Suzuki - Streets Installations	12	11:14.860	40.951	0.854	77.32	55.079	7
15	124	Kurtis BUTLER	Suzuki -	12	11:15.185	41.276	0.325	77.28	55.267	12
16	94	Oliver READ	Suzuki - Cavefit	12	11:25.819	51.910	10.634	76.08	55.313	12
17	48	Shaun WALLIS	Suzuki -	12	11:26.096	52.187	0.277	76.05	55.832	12
18	81	Malvern MAY	Suzuki -	12	11:26.141	52.232	0.045	76.05	56.141	3
19	3	Marcus NEWALL	Suzuki - Mum & Dad	12	11:26.217	52.308	0.076	76.04	55.294	12
20	87	Tristan REVELL	Suzuki -	12	11:27.704	53.795	1.487	75.88	55.532	11
21	45	Peter MOORE	Suzuki - Curphs Cuttings	12	11:28.828	54.919	1.124	75.75	55.480	8
22	59	Martin FOORD	Suzuki -	11	10:35.617	1 Lap	1 Lap	75.25	56.032	11
23	169	Robert MILES	Suzuki - The Bike Shop Long Eaton	11	10:35.882	1 Lap	0.265	75.22	55.695	11
24	28	Dominic VEASEY	Suzuki -	11	10:37.204	1 Lap	1.322	75.06	56.609	11
25	11	Paul TAFFURELLI	Suzuki - Jesfer Technology	11	10:37.529	1 Lap	0.325	75.03	55.510	11
26	23	Claire BECKETT	Suzuki -	11	10:56.753	1 Lap	19.224	72.83	57.608	9
27	20	Jose TOUCEDA	Suzuki - Cell2	11	11:00.437	1 Lap	3.684	72.42	57.800	2
28	71	Ben BURNAL	Suzuki -	11	11:04.394	1 Lap	3.957	71.99	59.018	4

NOT CLASSIFIED

DNF	118	James PLUMMER	Suzuki -	10	9:44.479	2 Laps	1 Lap	74.40	56.595	6
DNF	63	Steve SMULOVIC	Suzuki - SFC Racing	1	1:13.478	11 Laps	9 Laps	59.18	1:13.478	1
DNF	2	Daniel COUZENS	Suzuki - Sdc Performance / epayme	0						
DNF	8	Gerrard SPEAR	Suzuki - Team VSpeed	0						
DNF	19	Kevin LILLEY	Suzuki - Vanson Leathers	0						
DNF	39	Rob WILLIAMS	Suzuki -	0						
DNF	73	Vincent LEWIN	Suzuki - Vinitwin Racing DotCo	0						

FASTEST LAP

40	Paul WILBY	Suzuki - Nutsmoto	6	51.667	84.16 mph	135.45 kph
----	------------	-------------------	---	--------	-----------	------------

90% of Race Speed = 74.07 mph

Weather / Track : Cloudy / Dry

These results are provisional until the conclusion of any judicial and technical matters.

Brands Hatch Indy

Circuit Length = 1.2079 miles

Start: 12:59 Flag 13:10 End: 13:11

Clerk Of Course :	Timekeeper :
-------------------	--------------

Results can be found at www.tsl-timing.com

Printed - 13:11 Saturday, 28 March 2015



BMCRC - MRO Championships 2015 - Rnd 1 @ Brands Hatch Indy

MRO Minitwins inc Juniors

RACE 1 - LAP CHART

LAP 1 @ 13:00:38.714			LAP 3 @ 13:02:24.342			LAP 5 @ 13:04:09.542			LAP 7 @ 13:05:53.258			LAP 9 @ 13:07:38.287		
NO	BEHIND	LAP TIME	NO	BEHIND	LAP TIME	NO	BEHIND	LAP TIME	NO	BEHIND	LAP TIME	NO	BEHIND	LAP TIME
777		57.235	777		52.641	777		52.459	40		51.998	777		52.279
40	0.100	57.335	40	0.154	52.686	40	0.051	52.187	777	0.465	52.109	40	0.020	52.341
30	0.318	57.553	30	0.451	52.820	30	0.472	52.524	30	1.454	52.508	30	2.317	53.467
64	1.265	58.500	64	4.761	54.471	64	8.153	54.019	7	13.037	53.901	20	1 Lap	1:00.724
22	1.462	58.697	22	5.086	54.577	22	8.611	54.411	64	13.380	54.669	23	1 Lap	59.401
98	2.312	59.547	98	5.474	54.437	7	9.353	54.135	98	14.220	54.413	71	1 Lap	59.815
7	2.707	59.942	7	6.081	54.403	98	9.427	54.606	54	14.393	54.416	7	15.790	53.785
54	3.437	1:00.672	54	6.900	54.606	54	9.895	53.900	22	14.674	55.526	64	16.215	53.859
58	3.624	1:00.859	58	9.445	55.904	58	15.384	55.510	12	22.348	55.122	22	16.471	53.450
37	4.187	1:01.422	37	9.552	55.667	37	15.494	55.512	58	22.500	55.170	98	17.038	54.065
124	4.269	1:01.504	124	10.571	55.945	12	15.680	54.573	37	22.591	55.129	54	17.202	53.592
52	5.144	1:02.379	52	11.247	54.952	124	16.918	55.683	35	23.376	54.542	37	26.740	54.228
5	5.432	1:02.667	5	11.683	56.177	5	17.415	55.496	5	24.369	55.079	35	27.248	54.291
81	5.607	1:02.842	52	12.323	56.189	35	17.505	55.040	124	24.395	55.518	12	27.771	55.295
3	6.311	1:03.546	35	12.775	55.232	52	18.340	55.738	52	24.848	55.080	58	28.007	55.040
28	6.954	1:04.189	81	12.930	56.141	81	20.708	56.753	81	30.286	56.625	5	30.028	55.297
12	6.987	1:04.222	3	15.376	57.232	48	23.192	56.257	48	33.097	57.061	52	31.501	55.797
35	7.092	1:04.327	48	15.480	56.707	3	24.599	56.944	94	33.445	55.928	124	31.970	56.255
48	7.639	1:04.874	28	15.914	57.255	94	24.941	56.266	45	35.136	56.682	81	38.099	56.505
59	7.925	1:05.160	94	17.798	56.881	45	25.397	56.475	3	35.513	57.246	48	41.169	56.521
11	8.458	1:05.693	45	17.975	57.697	28	25.670	57.747	87	36.885	56.922	94	41.411	56.147
45	8.688	1:05.923	59	18.181	58.211	59	26.188	56.658	59	37.504	57.651	45	41.502	55.915
23	8.984	1:06.219	11	18.626	57.859	11	26.597	55.665	28	37.637	57.914	3	42.767	56.181
94	9.272	1:06.507	87	18.888	57.355	87	27.109	56.121	11	37.734	57.685	87	43.184	55.772
87	9.328	1:06.563	118	21.328	57.736	118	30.139	57.048	169	39.944	56.708	59	45.957	57.125
71	10.080	1:07.315	23	22.965	1:00.019	169	30.345	56.038	118	40.721	57.703	169	46.980	56.313
118	10.447	1:07.682	169	23.082	59.209	20	34.439	58.201	20	50.616	1:01.302	28	46.992	56.710
169	10.671	1:07.906	20	23.340	58.973	23	37.250	59.762	23	51.967	59.237	11	48.701	57.876
20	12.195	1:09.430	71	24.253	1:00.597	71	37.771	59.700				118	49.229	56.789
63	16.243	1:13.478												

LAP 2 @ 13:01:31.701			LAP 4 @ 13:03:17.083			LAP 6 @ 13:05:01.260			LAP 8 @ 13:06:45.966			LAP 10 @ 13:08:30.422		
NO	BEHIND	LAP TIME	NO	BEHIND	LAP TIME	NO	BEHIND	LAP TIME	NO	BEHIND	LAP TIME	NO	BEHIND	LAP TIME
777		52.987	777		52.741	40		51.667	777		52.708	777		52.135
40	0.109	52.996	40	0.323	52.910	777	0.354	52.072	71	0.042	52.285	71	0.103	52.218
30	0.272	52.941	30	0.407	52.697	30	0.944	52.190	30	1.171	52.425	30	3.222	53.040
64	2.931	54.653	64	6.593	54.573	64	10.709	54.274	7	14.326	53.997	23	1 Lap	57.608
22	3.150	54.675	22	6.659	54.314	7	11.134	53.499	64	14.677	54.005	20	1 Lap	59.646
98	3.678	54.353	98	7.280	54.547	22	11.146	54.253	98	15.294	53.782	71	1 Lap	59.397
7	4.319	54.599	7	7.677	54.337	98	11.805	54.096	22	15.342	53.376	7	17.087	53.432
54	4.935	54.485	54	8.454	54.295	54	11.975	53.798	54	15.931	54.246	64	17.517	53.437
58	6.182	55.545	58	12.333	55.629	12	19.224	55.262	12	24.797	55.157	22	17.903	53.567
37	6.526	55.326	37	12.441	55.630	58	19.328	55.662	37	24.833	54.950	54	18.952	53.885
124	7.267	55.985	12	13.566	55.060	37	19.460	55.684	35	25.278	54.610	98	19.650	54.747
5	8.147	55.702	124	13.694	55.864	35	20.832	55.045	58	25.288	55.496	37	28.681	54.076
52	8.775	56.618	5	14.378	55.436	124	20.875	55.675	5	27.052	55.391	35	29.108	53.995
12	8.936	54.936	35	14.924	54.890	5	21.288	55.591	52	28.025	55.885	58	30.531	54.659
81	9.430	56.810	52	15.061	55.479	52	21.766	55.144	124	28.036	56.349	12	30.543	54.907
35	10.184	56.079	81	16.414	56.225	81	25.659	56.669	81	33.915	56.337	5	33.428	55.535
3	10.785	57.461	48	19.394	56.655	48	28.034	56.560	48	36.969	56.580	52	34.069	54.703
28	11.300	57.333	3	20.114	57.479	94	29.515	56.292	94	37.585	56.848	124	35.266	55.431
48	11.414	56.762	28	20.382	57.209	3	30.265	57.384	45	37.908	55.480	81	42.728	56.764
59	12.611	57.673	94	21.134	56.077	45	30.452	56.773	3	38.907	56.102	48	44.872	55.838
45	12.919	57.218	45	21.381	56.147	28	31.721	57.769	87	39.733	55.556	94	45.223	55.947
11	13.408	57.937	59	21.989	56.549	59	31.851	57.381	59	41.153	56.357	45	45.280	55.913
94	13.558	57.273	11	23.391	57.506	87	31.961	56.570	28	42.603	57.674	3	46.098	55.466
87	14.174	57.833	87	23.447	57.300	11	32.047	57.168	169	42.988	55.752	87	46.840	55.791
23	15.587	59.590	118	25.550	56.963	118	35.016	56.595	11	43.146	58.120	59	50.642	56.820
118	16.233	58.773	169	26.766	56.425	169	35.234	56.607	118	44.761	56.748	169	51.244	56.399
71	16.297	59.204	20	28.697	58.098	20	41.312	58.591				28	51.652	56.795
169	16.514	58.830	23	29.947	59.723	23	44.728	59.196						
20	17.008	57.800	71	30.530	59.018	71	45.600	59.547						

Weather / Track : Cloudy / Dry

Brands Hatch Indy
Circuit Length = 1.2079 miles
Start: 12:59 Flag 13:10 End: 13:11

BMCRC - MRO Championships 2015 - Rnd 1 @ Brands Hatch Indy

MRO Minitwins inc Juniors

RACE 1 - LAP CHART

LAP 11	@ 13:09:22.728
---------------	-----------------------

NO	BEHIND	LAP TIME
777		52.306
40	0.227	52.430
11	1 Lap	56.510
118	1 Lap	58.442
30	3.387	52.471
23	1 Lap	57.870
7	18.623	53.842
22	19.507	53.910
64	19.580	54.369
20	1 Lap	59.016
54	21.357	54.711
98	23.625	56.281
71	1 Lap	1:00.315
37	30.861	54.486
35	30.966	54.164
58	32.629	54.404
12	33.333	55.096
52	37.166	55.403
5	37.268	56.146
124	38.669	55.709
81	47.063	56.641
48	49.015	56.449
94	49.257	56.340
45	49.638	56.664
3	49.674	55.882
87	50.066	55.532

LAP 12	@ 13:10:15.388
---------------	-----------------------

NO	BEHIND	LAP TIME
777		52.660
40	0.282	52.715
59	1 Lap	56.032
169	1 Lap	55.695
28	1 Lap	56.609
11	1 Lap	55.510
30	3.841	53.114
7	20.249	54.286
22	20.671	53.824
64	22.824	55.904
23	1 Lap	58.128
54	24.100	55.403
20	1 Lap	58.656
98	26.661	55.696
71	1 Lap	59.399
35	33.460	55.154
37	33.589	55.388
58	34.172	54.203
12	36.258	55.585
52	40.097	55.591
5	40.951	56.343
124	41.276	55.267
94	51.910	55.313
48	52.187	55.832
81	52.232	57.829
3	52.308	55.294
87	53.795	56.389
45	54.919	57.941

Weather / Track : Cloudy / Dry

BMCRC - MRO Championships 2015 - Rnd 1 @ Brands Hatch Indy

MRO Minitwins inc Juniors

RACE 1 - SECTOR ANALYSIS

SECTOR 1 = FL to I1, SECTOR 2 = I1 to I2, SECTOR 3 = I2 to FL, DIFF = Difference To Personal Best Lap

P1 777		Mason WILLIAMS		Suzuki -		
IDEAL LAP TIME : 51.909		BEST LAP TIME : 52.072		DIFFERENCE : 0.163		
LAP	SECTOR 1	SECTOR 2	LAP TIME	MPH	DIFF	TIME OF DAY
1 -		21.387	57.235	75.97	5.163	13:00:38.714
2 -	31.783	21.204	52.987	82.06	0.915	13:01:31.701
3 -	31.583	21.058	52.641	82.60	0.569	13:02:24.342
4 -	31.690	21.051	52.741	82.45	0.669	13:03:17.083
5 -	31.587	20.872	52.459	82.89	0.387	13:04:09.542
6 -	31.181	20.891	52.072 (1)	83.51		13:05:01.614
7 -	31.219	20.890	52.109 (2)	83.45	0.037	13:05:53.723
8 -	31.136	21.149	52.285	83.17	0.213	13:06:46.008
9 -	31.484	20.795	52.279	83.18	0.207	13:07:38.287
10 -	31.362	20.773	52.135 (3)	83.41	0.063	13:08:30.422
11 -	31.277	21.029	52.306	83.13	0.234	13:09:22.728
12 -	31.772	20.888	52.660	82.57	0.588	13:10:15.388

P2 40		Paul WILBY		Suzuki - Nutsmoto		
IDEAL LAP TIME : 51.559		BEST LAP TIME : 51.667		DIFFERENCE : 0.108		
LAP	SECTOR 1	SECTOR 2	LAP TIME	MPH	DIFF	TIME OF DAY
1 -		21.420	57.335	75.84	5.668	13:00:38.814
2 -	31.775	21.221	52.996	82.05	1.329	13:01:31.810
3 -	31.581	21.105	52.686	82.53	1.019	13:02:24.496
4 -	31.615	21.295	52.910	82.18	1.243	13:03:17.406
5 -	31.339	20.848	52.187 (3)	83.32	0.520	13:04:09.593
6 -	30.776	20.891	51.667 (1)	84.16		13:05:01.260
7 -	31.054	20.944	51.998 (2)	83.63	0.331	13:05:53.258
8 -	31.171	21.537	52.708	82.50	1.041	13:06:45.966
9 -	31.439	20.902	52.341	83.08	0.674	13:07:38.307
10 -	31.435	20.783	52.218	83.27	0.551	13:08:30.525
11 -	31.358	21.072	52.430	82.94	0.763	13:09:22.955
12 -	31.629	21.086	52.715	82.49	1.048	13:10:15.670

P3 30		Richard GOODE		Suzuki - Wps Ltd / Geoff Hand automotive engineering		
IDEAL LAP TIME : 52.052		BEST LAP TIME : 52.190		DIFFERENCE : 0.138		
LAP	SECTOR 1	SECTOR 2	LAP TIME	MPH	DIFF	TIME OF DAY
1 -		21.290	57.553	75.55	5.363	13:00:39.032
2 -	31.616	21.325	52.941	82.14	0.751	13:01:31.973
3 -	31.674	21.146	52.820	82.32	0.630	13:02:24.793
4 -	31.447	21.250	52.697	82.52	0.507	13:03:17.490
5 -	31.474	21.050	52.524	82.79	0.334	13:04:10.014
6 -	31.219	20.971	52.190 (1)	83.32		13:05:02.204
7 -	31.448	21.060	52.508	82.81	0.318	13:05:54.712
8 -	31.592	20.833	52.425 (2)	82.94	0.235	13:06:47.137
9 -	32.308	21.159	53.467	81.33	1.277	13:07:40.604
10 -	31.893	21.147	53.040	81.98	0.850	13:08:33.644
11 -	31.547	20.924	52.471 (3)	82.87	0.281	13:09:26.115
12 -	32.251	20.863	53.114	81.87	0.924	13:10:19.229

P4 7		Richard HICKLING		Suzuki - Lids By Wood		
IDEAL LAP TIME : 53.432		BEST LAP TIME : 53.432		DIFFERENCE : 0.000		
LAP	SECTOR 1	SECTOR 2	LAP TIME	MPH	DIFF	TIME OF DAY
1 -		21.953	59.942	72.54	6.510	13:00:41.421
2 -	32.673	21.926	54.599	79.64	1.167	13:01:36.020
3 -	32.625	21.778	54.403	79.93	0.971	13:02:30.423
4 -	32.717	21.620	54.337	80.03	0.905	13:03:24.760
5 -	32.401	21.734	54.135	80.32	0.703	13:04:18.895
6 -	32.080	21.419	53.499 (2)	81.28	0.067	13:05:12.394
7 -	32.258	21.643	53.901	80.67	0.469	13:06:06.295
8 -	32.370	21.627	53.997	80.53	0.565	13:07:00.292
9 -	32.282	21.503	53.785 (3)	80.85	0.353	13:07:54.077

Weather / Track : Cloudy / Dry

Brands Hatch Indy
Circuit Length = 1.2079 miles
Start: 12:59 Flag 13:10 End: 13:11

BMCRC - MRO Championships 2015 - Rnd 1 @ Brands Hatch Indy

MRO Minitwins inc Juniors

RACE 1 - SECTOR ANALYSIS

SECTOR 1 = FL to I1, SECTOR 2 = I1 to I2, SECTOR 3 = I2 to FL, DIFF = Difference To Personal Best Lap

10 -	32.039	21.393	53.432 (1)	81.38		13:08:47.509
11 -	32.322	21.520	53.842	80.76	0.410	13:09:41.351
12 -	32.747	21.539	54.286	80.10	0.854	13:10:35.637

P5	22	Jake POVAH	Suzuki -			
IDEAL LAP TIME : 53.250		BEST LAP TIME : 53.376	DIFFERENCE : 0.126			
LAP	SECTOR 1	SECTOR 2	LAP TIME	MPH	DIFF	TIME OF DAY
1 -		21.622	58.697	74.08	5.321	13:00:40.176
2 -	33.055	21.620	54.675	79.53	1.299	13:01:34.851
3 -	32.737	21.840	54.577	79.67	1.201	13:02:29.428
4 -	32.747	21.567	54.314	80.06	0.938	13:03:23.742
5 -	32.919	21.492	54.411	79.92	1.035	13:04:18.153
6 -	32.584	21.669	54.253	80.15	0.877	13:05:12.406
7 -	33.853	21.673	55.526	78.31	2.150	13:06:07.932
8 -	32.121	21.255	53.376 (1)	81.47		13:07:01.308
9 -	32.315	21.135	53.450 (2)	81.35	0.074	13:07:54.758
10 -	32.115	21.452	53.567 (3)	81.18	0.191	13:08:48.325
11 -	32.373	21.537	53.910	80.66	0.534	13:09:42.235
12 -	32.231	21.593	53.824	80.79	0.448	13:10:36.059

P6	64	Joe BUXTON	Suzuki - Buxton Racing			
IDEAL LAP TIME : 53.437		BEST LAP TIME : 53.437	DIFFERENCE : 0.000			
LAP	SECTOR 1	SECTOR 2	LAP TIME	MPH	DIFF	TIME OF DAY
1 -		21.679	58.500	74.33	5.063	13:00:39.979
2 -	32.905	21.748	54.653	79.56	1.216	13:01:34.632
3 -	32.609	21.862	54.471	79.83	1.034	13:02:29.103
4 -	32.747	21.826	54.573	79.68	1.136	13:03:23.676
5 -	32.427	21.592	54.019	80.50	0.582	13:04:17.695
6 -	32.564	21.710	54.274	80.12	0.837	13:05:11.969
7 -	32.862	21.807	54.669	79.54	1.232	13:06:06.638
8 -	32.498	21.507	54.005 (3)	80.52	0.568	13:07:00.643
9 -	32.208	21.651	53.859 (2)	80.74	0.422	13:07:54.502
10 -	32.124	21.313	53.437 (1)	81.37		13:08:47.939
11 -	32.558	21.811	54.369	79.98	0.932	13:09:42.308
12 -	34.350	21.554	55.904	77.78	2.467	13:10:38.212

P7	54	Adam JAMISON	Suzuki -			
IDEAL LAP TIME : 53.264		BEST LAP TIME : 53.592	DIFFERENCE : 0.328			
LAP	SECTOR 1	SECTOR 2	LAP TIME	MPH	DIFF	TIME OF DAY
1 -		22.222	1:00.672	71.67	7.080	13:00:42.151
2 -	32.716	21.769	54.485	79.81	0.893	13:01:36.636
3 -	32.869	21.737	54.606	79.63	1.014	13:02:31.242
4 -	32.849	21.446	54.295	80.09	0.703	13:03:25.537
5 -	31.926	21.974	53.900	80.67	0.308	13:04:19.437
6 -	32.274	21.524	53.798 (2)	80.83	0.206	13:05:13.235
7 -	32.802	21.614	54.416	79.91	0.824	13:06:07.651
8 -	32.908	21.338	54.246	80.16	0.654	13:07:01.897
9 -	32.170	21.422	53.592 (1)	81.14		13:07:55.489
10 -	32.302	21.583	53.885 (3)	80.70	0.293	13:08:49.374
11 -	32.976	21.735	54.711	79.48	1.119	13:09:44.085
12 -	33.621	21.782	55.403	78.49	1.811	13:10:39.488

P8	98	Steven TOPPING	Suzuki - HDS / Nutsmoto			
IDEAL LAP TIME : 53.716		BEST LAP TIME : 53.782	DIFFERENCE : 0.066			
LAP	SECTOR 1	SECTOR 2	LAP TIME	MPH	DIFF	TIME OF DAY
1 -		21.858	59.547	73.02	5.765	13:00:41.026
2 -	32.695	21.658	54.353	80.00	0.571	13:01:35.379
3 -	32.625	21.812	54.437	79.88	0.655	13:02:29.816
4 -	32.733	21.814	54.547	79.72	0.765	13:03:24.363
5 -	32.797	21.809	54.606	79.63	0.824	13:04:18.969

Weather / Track : Cloudy / Dry

Brands Hatch Indy
Circuit Length = 1.2079 miles
Start: 12:59 Flag 13:10 End: 13:11

BMCRC - MRO Championships 2015 - Rnd 1 @ Brands Hatch Indy

MRO Minitwins inc Juniors

RACE 1 - SECTOR ANALYSIS

SECTOR 1 = FL to I1, SECTOR 2 = I1 to I2, SECTOR 3 = I2 to FL, DIFF = Difference To Personal Best Lap

6 -	32.394	21.702	54.096 (3)	80.38	0.314	13:05:13.065
7 -	32.786	21.627	54.413	79.91	0.631	13:06:07.478
8 -	32.405	21.377	53.782 (1)	80.85		13:07:01.260
9 -	32.339	21.726	54.065 (2)	80.43	0.283	13:07:55.325
10 -	32.348	22.399	54.747	79.43	0.965	13:08:50.072
11 -	34.381	21.900	56.281	77.26	2.499	13:09:46.353
12 -	33.330	22.366	55.696	78.07	1.914	13:10:42.049

P9 35 Tyler WALSH			Suzuki - GBR Powerlines			
IDEAL LAP TIME : 53.968		BEST LAP TIME : 53.995		DIFFERENCE : 0.027		
LAP	SECTOR 1	SECTOR 2	LAP TIME	MPH	DIFF	TIME OF DAY
1 -		22.455	1:04.327	67.60	10.332	13:00:45.806
2 -	33.929	22.150	56.079	77.54	2.084	13:01:41.885
3 -	33.586	21.646	55.232	78.73	1.237	13:02:37.117
4 -	33.120	21.770	54.890	79.22	0.895	13:03:32.007
5 -	33.254	21.786	55.040	79.00	1.045	13:04:27.047
6 -	33.192	21.853	55.045	79.00	1.050	13:05:22.092
7 -	33.015	21.527	54.542	79.72	0.547	13:06:16.634
8 -	32.935	21.675	54.610	79.63	0.615	13:07:11.244
9 -	32.797	21.494	54.291 (3)	80.09	0.296	13:08:05.535
10 -	32.638	21.357	53.995 (1)	80.53		13:08:59.530
11 -	32.611	21.553	54.164 (2)	80.28	0.169	13:09:53.694
12 -	33.449	21.705	55.154	78.84	1.159	13:10:48.848

P10 37 Stephen WILSON			Suzuki -			
IDEAL LAP TIME : 53.987		BEST LAP TIME : 54.076		DIFFERENCE : 0.089		
LAP	SECTOR 1	SECTOR 2	LAP TIME	MPH	DIFF	TIME OF DAY
1 -		22.480	1:01.422	70.79	7.346	13:00:42.901
2 -	33.264	22.062	55.326	78.59	1.250	13:01:38.227
3 -	33.528	22.139	55.667	78.11	1.591	13:02:33.894
4 -	33.514	22.116	55.630	78.17	1.554	13:03:29.524
5 -	33.453	22.059	55.512	78.33	1.436	13:04:25.036
6 -	33.781	21.903	55.684	78.09	1.608	13:05:20.720
7 -	33.272	21.857	55.129	78.88	1.053	13:06:15.849
8 -	33.006	21.944	54.950	79.13	0.874	13:07:10.799
9 -	32.780	21.448	54.228 (2)	80.19	0.152	13:08:05.027
10 -	32.539	21.537	54.076 (1)	80.41		13:08:59.103
11 -	32.626	21.860	54.486 (3)	79.81	0.410	13:09:53.589
12 -	33.535	21.853	55.388	78.51	1.312	13:10:48.977

P11 58 Steve COSTIN			Suzuki -			
IDEAL LAP TIME : 54.194		BEST LAP TIME : 54.203		DIFFERENCE : 0.009		
LAP	SECTOR 1	SECTOR 2	LAP TIME	MPH	DIFF	TIME OF DAY
1 -		22.429	1:00.859	71.45	6.656	13:00:42.338
2 -	33.547	21.998	55.545	78.28	1.342	13:01:37.883
3 -	33.648	22.256	55.904	77.78	1.701	13:02:33.787
4 -	33.449	22.180	55.629	78.17	1.426	13:03:29.416
5 -	33.342	22.168	55.510	78.33	1.307	13:04:24.926
6 -	33.719	21.943	55.662	78.12	1.459	13:05:20.588
7 -	33.071	22.099	55.170	78.82	0.967	13:06:15.758
8 -	33.460	22.036	55.496	78.35	1.293	13:07:11.254
9 -	33.082	21.958	55.040	79.00	0.837	13:08:06.294
10 -	32.860	21.799	54.659 (3)	79.55	0.456	13:09:00.953
11 -	32.732	21.672	54.404 (2)	79.93	0.201	13:09:55.357
12 -	32.741	21.462	54.203 (1)	80.22		13:10:49.560

P12 12 Russell TAYLOR			Suzuki -			
IDEAL LAP TIME : 54.573		BEST LAP TIME : 54.573		DIFFERENCE : 0.000		
LAP	SECTOR 1	SECTOR 2	LAP TIME	MPH	DIFF	TIME OF DAY
1 -		22.471	1:04.222	67.71	9.649	13:00:45.701

Weather / Track : Cloudy / Dry

Brands Hatch Indy
Circuit Length = 1.2079 miles
Start: 12:59 Flag 13:10 End: 13:11

BMCRC - MRO Championships 2015 - Rnd 1 @ Brands Hatch Indy

MRO Minitwins inc Juniors

RACE 1 - SECTOR ANALYSIS

SECTOR 1 = FL to I1, SECTOR 2 = I1 to I2, SECTOR 3 = I2 to FL, DIFF = Difference To Personal Best Lap

2 -	33.126	21.810	54.936 (3)	79.15	0.363	13:01:40.637
3 -	33.007	21.945	54.952	79.13	0.379	13:02:35.589
4 -	33.051	22.009	55.060	78.97	0.487	13:03:30.649
5 -	32.872	21.701	54.573 (1)	79.68		13:04:25.222
6 -	33.171	22.091	55.262	78.69	0.689	13:05:20.484
7 -	32.953	22.169	55.122	78.89	0.549	13:06:15.606
8 -	33.032	22.125	55.157	78.84	0.584	13:07:10.763
9 -	33.353	21.942	55.295	78.64	0.722	13:08:06.058
10 -	32.976	21.931	54.907 (2)	79.19	0.334	13:09:00.965
11 -	33.230	21.866	55.096	78.92	0.523	13:09:56.061
12 -	33.087	22.498	55.585	78.23	1.012	13:10:51.646

P13	52	Paul JOHNSTON	Suzuki - ePayMe			
IDEAL LAP TIME : 54.603		BEST LAP TIME : 54.703	DIFFERENCE : 0.100			

LAP	SECTOR 1	SECTOR 2	LAP TIME	MPH	DIFF	TIME OF DAY
1 -		22.659	1:02.379	69.71	7.676	13:00:43.858
2 -	34.215	22.403	56.618	76.80	1.915	13:01:40.476
3 -	33.877	22.312	56.189	77.39	1.486	13:02:36.665
4 -	33.473	22.006	55.479	78.38	0.776	13:03:32.144
5 -	33.750	21.988	55.738	78.01	1.035	13:04:27.882
6 -	33.254	21.890	55.144 (3)	78.85	0.441	13:05:23.026
7 -	33.377	21.703	55.080 (2)	78.95	0.377	13:06:18.106
8 -	33.458	22.427	55.885	77.81	1.182	13:07:13.991
9 -	33.831	21.966	55.797	77.93	1.094	13:08:09.788
10 -	32.900	21.803	54.703 (1)	79.49		13:09:04.491
11 -	33.420	21.983	55.403	78.49	0.700	13:09:59.894
12 -	33.608	21.983	55.591	78.22	0.888	13:10:55.485

P14	5	Barry MANTELL	Suzuki - Streets Installations			
IDEAL LAP TIME : 54.834		BEST LAP TIME : 55.079	DIFFERENCE : 0.245			

LAP	SECTOR 1	SECTOR 2	LAP TIME	MPH	DIFF	TIME OF DAY
1 -		22.086	1:02.667	69.39	7.588	13:00:44.146
2 -	33.523	22.179	55.702	78.06	0.623	13:01:39.848
3 -	34.013	22.164	56.177	77.40	1.098	13:02:36.025
4 -	33.597	21.839	55.436	78.44	0.357	13:03:31.461
5 -	33.665	21.831	55.496	78.35	0.417	13:04:26.957
6 -	33.716	21.875	55.591	78.22	0.512	13:05:22.548
7 -	33.399	21.680	55.079 (1)	78.95		13:06:17.627
8 -	33.562	21.829	55.391 (3)	78.50	0.312	13:07:13.018
9 -	33.154	22.143	55.297 (2)	78.64	0.218	13:08:08.315
10 -	33.473	22.062	55.535	78.30	0.456	13:09:03.850
11 -	33.868	22.278	56.146	77.45	1.067	13:09:59.996
12 -	34.042	22.301	56.343	77.18	1.264	13:10:56.339

P15	124	Kurtis BUTLER	Suzuki -			
IDEAL LAP TIME : 55.096		BEST LAP TIME : 55.267	DIFFERENCE : 0.171			

LAP	SECTOR 1	SECTOR 2	LAP TIME	MPH	DIFF	TIME OF DAY
1 -		22.885	1:01.504	70.70	6.237	13:00:42.983
2 -	33.590	22.395	55.985	77.67	0.718	13:01:38.968
3 -	33.644	22.301	55.945	77.72	0.678	13:02:34.913
4 -	33.319	22.545	55.864	77.84	0.597	13:03:30.777
5 -	33.539	22.144	55.683	78.09	0.416	13:04:26.460
6 -	33.531	22.144	55.675	78.10	0.408	13:05:22.135
7 -	33.216	22.302	55.518 (3)	78.32	0.251	13:06:17.653
8 -	33.790	22.559	56.349	77.17	1.082	13:07:14.002
9 -	33.890	22.365	56.255	77.30	0.988	13:08:10.257
10 -	33.408	22.023	55.431 (2)	78.45	0.164	13:09:05.688
11 -	33.559	22.150	55.709	78.05	0.442	13:10:01.397
12 -	33.073	22.194	55.267 (1)	78.68		13:10:56.664

Weather / Track : Cloudy / Dry

Brands Hatch Indy
Circuit Length = 1.2079 miles
Start: 12:59 Flag 13:10 End: 13:11

BMCRC - MRO Championships 2015 - Rnd 1 @ Brands Hatch Indy

MRO Minitwins inc Juniors

RACE 1 - SECTOR ANALYSIS

SECTOR 1 = FL to I1, SECTOR 2 = I1 to I2, SECTOR 3 = I2 to FL, DIFF = Difference To Personal Best Lap

P16 94		Oliver READ		Suzuki - Cavefit		
IDEAL LAP TIME : 55.269		BEST LAP TIME : 55.313		DIFFERENCE : 0.044		
LAP	SECTOR 1	SECTOR 2	LAP TIME	MPH	DIFF	TIME OF DAY
1 -		23.291	1:06.507	65.38	11.194	13:00:47.986
2 -	34.604	22.669	57.273	75.92	1.960	13:01:45.259
3 -	34.155	22.726	56.881	76.45	1.568	13:02:42.140
4 -	33.894	22.183	56.077	77.54	0.764	13:03:38.217
5 -	33.762	22.504	56.266	77.28	0.953	13:04:34.483
6 -	33.976	22.316	56.292	77.25	0.979	13:05:30.775
7 -	33.451	22.477	55.928 (2)	77.75	0.615	13:06:26.703
8 -	34.437	22.411	56.848	76.49	1.535	13:07:23.551
9 -	33.787	22.360	56.147	77.45	0.834	13:08:19.698
10 -	33.817	22.130	55.947 (3)	77.72	0.634	13:09:15.645
11 -	33.921	22.419	56.340	77.18	1.027	13:10:11.985
12 -	33.139	22.174	55.313 (1)	78.61		13:11:07.298

P17 48		Shaun WALLIS		Suzuki -		
IDEAL LAP TIME : 55.809		BEST LAP TIME : 55.832		DIFFERENCE : 0.023		
LAP	SECTOR 1	SECTOR 2	LAP TIME	MPH	DIFF	TIME OF DAY
1 -		22.947	1:04.874	67.03	9.042	13:00:46.353
2 -	34.146	22.616	56.762	76.61	0.930	13:01:43.115
3 -	34.066	22.641	56.707	76.68	0.875	13:02:39.822
4 -	34.228	22.427	56.655	76.75	0.823	13:03:36.477
5 -	33.851	22.406	56.257 (3)	77.29	0.425	13:04:32.734
6 -	34.100	22.460	56.560	76.88	0.728	13:05:29.294
7 -	34.511	22.550	57.061	76.20	1.229	13:06:26.355
8 -	34.236	22.344	56.580	76.85	0.748	13:07:22.935
9 -	34.111	22.410	56.521	76.93	0.689	13:08:19.456
10 -	33.514	22.324	55.838 (2)	77.87	0.006	13:09:15.294
11 -	34.089	22.360	56.449	77.03	0.617	13:10:11.743
12 -	33.537	22.295	55.832 (1)	77.88		13:11:07.575

P18 81		Malvern MAY		Suzuki -		
IDEAL LAP TIME : 55.918		BEST LAP TIME : 56.141		DIFFERENCE : 0.223		
LAP	SECTOR 1	SECTOR 2	LAP TIME	MPH	DIFF	TIME OF DAY
1 -		22.878	1:02.842	69.19	6.701	13:00:44.321
2 -	34.254	22.556	56.810	76.54	0.669	13:01:41.131
3 -	33.842	22.299	56.141 (1)	77.45		13:02:37.272
4 -	34.149	22.076	56.225 (2)	77.34	0.084	13:03:33.497
5 -	34.048	22.705	56.753	76.62	0.612	13:04:30.250
6 -	34.009	22.660	56.669	76.73	0.528	13:05:26.919
7 -	34.172	22.453	56.625	76.79	0.484	13:06:23.544
8 -	33.928	22.409	56.337 (3)	77.18	0.196	13:07:19.881
9 -	33.925	22.580	56.505	76.95	0.364	13:08:16.386
10 -	34.192	22.572	56.764	76.60	0.623	13:09:13.150
11 -	33.952	22.689	56.641	76.77	0.500	13:10:09.791
12 -	35.108	22.721	57.829	75.19	1.688	13:11:07.620

P19 3		Marcus NEWALL		Suzuki - Mum & Dad		
IDEAL LAP TIME : 55.294		BEST LAP TIME : 55.294		DIFFERENCE : 0.000		
LAP	SECTOR 1	SECTOR 2	LAP TIME	MPH	DIFF	TIME OF DAY
1 -		22.684	1:03.546	68.43	8.252	13:00:45.025
2 -	34.724	22.737	57.461	75.67	2.167	13:01:42.486
3 -	34.527	22.705	57.232	75.98	1.938	13:02:39.718
4 -	34.877	22.602	57.479	75.65	2.185	13:03:37.197
5 -	34.567	22.377	56.944	76.36	1.650	13:04:34.141
6 -	34.729	22.655	57.384	75.78	2.090	13:05:31.525
7 -	35.014	22.232	57.246	75.96	1.952	13:06:28.771
8 -	33.825	22.277	56.102	77.51	0.808	13:07:24.873
9 -	34.121	22.060	56.181	77.40	0.887	13:08:21.054

Weather / Track : Cloudy / Dry

Brands Hatch Indy
Circuit Length = 1.2079 miles
Start: 12:59 Flag 13:10 End: 13:11

BMCRC - MRO Championships 2015 - Rnd 1 @ Brands Hatch Indy

MRO Minitwins inc Juniors

RACE 1 - SECTOR ANALYSIS

SECTOR 1 = FL to I1, SECTOR 2 = I1 to I2, SECTOR 3 = I2 to FL, DIFF = Difference To Personal Best Lap

10 -	33.541	21.925	55.466 (2)	78.40	0.172	13:09:16.520
11 -	33.627	22.255	55.882 (3)	77.81	0.588	13:10:12.402
12 -	33.481	21.813	55.294 (1)	78.64		13:11:07.696

P20 87		Tristan REVELL		Suzuki -		
IDEAL LAP TIME : 55.439		BEST LAP TIME : 55.532		DIFFERENCE : 0.093		
LAP	SECTOR 1	SECTOR 2	LAP TIME	MPH	DIFF	TIME OF DAY
1 -		23.604	1:06.563	65.33	11.031	13:00:48.042
2 -	35.063	22.770	57.833	75.19	2.301	13:01:45.875
3 -	34.096	23.259	57.355	75.81	1.823	13:02:43.230
4 -	34.493	22.807	57.300	75.89	1.768	13:03:40.530
5 -	33.768	22.353	56.121	77.48	0.589	13:04:36.651
6 -	33.877	22.693	56.570	76.87	1.038	13:05:33.221
7 -	34.227	22.695	56.922	76.39	1.390	13:06:30.143
8 -	33.278	22.278	55.556 (2)	78.27	0.024	13:07:25.699
9 -	33.549	22.223	55.772 (3)	77.97	0.240	13:08:21.471
10 -	33.472	22.319	55.791	77.94	0.259	13:09:17.262
11 -	33.371	22.161	55.532 (1)	78.30		13:10:12.794
12 -	34.024	22.365	56.389	77.11	0.857	13:11:09.183

P21 45		Peter MOORE		Suzuki - Curphs Cuttings		
IDEAL LAP TIME : 55.480		BEST LAP TIME : 55.480		DIFFERENCE : 0.000		
LAP	SECTOR 1	SECTOR 2	LAP TIME	MPH	DIFF	TIME OF DAY
1 -		23.488	1:05.923	65.96	10.443	13:00:47.402
2 -	34.589	22.629	57.218	76.00	1.738	13:01:44.620
3 -	34.737	22.960	57.697	75.36	2.217	13:02:42.317
4 -	34.033	22.114	56.147	77.45	0.667	13:03:38.464
5 -	33.978	22.497	56.475	77.00	0.995	13:04:34.939
6 -	34.089	22.684	56.773	76.59	1.293	13:05:31.712
7 -	34.444	22.238	56.682	76.71	1.202	13:06:28.394
8 -	33.621	21.859	55.480 (1)	78.38		13:07:23.874
9 -	33.741	22.174	55.915 (3)	77.77	0.435	13:08:19.789
10 -	33.998	21.915	55.913 (2)	77.77	0.433	13:09:15.702
11 -	34.199	22.465	56.664	76.74	1.184	13:10:12.366
12 -	35.131	22.810	57.941	75.05	2.461	13:11:10.307

P22 59		Martin FOORD		Suzuki -		
IDEAL LAP TIME : 55.997		BEST LAP TIME : 56.032		DIFFERENCE : 0.035		
LAP	SECTOR 1	SECTOR 2	LAP TIME	MPH	DIFF	TIME OF DAY
1 -		23.095	1:05.160	66.73	9.128	13:00:46.639
2 -	34.984	22.689	57.673	75.40	1.641	13:01:44.312
3 -	35.309	22.902	58.211	74.70	2.179	13:02:42.523
4 -	34.401	22.148	56.549 (3)	76.89	0.517	13:03:39.072
5 -	34.345	22.313	56.658	76.75	0.626	13:04:35.730
6 -	34.579	22.802	57.381	75.78	1.349	13:05:33.111
7 -	34.813	22.838	57.651	75.42	1.619	13:06:30.762
8 -	34.135	22.222	56.357 (2)	77.16	0.325	13:07:27.119
9 -	34.644	22.481	57.125	76.12	1.093	13:08:24.244
10 -	34.425	22.395	56.820	76.53	0.788	13:09:21.064
11 -	34.170	21.862	56.032 (1)	77.60		13:10:17.096

P23 169		Robert MILES		Suzuki - The Bike Shop Long Eaton		
IDEAL LAP TIME : 55.181		BEST LAP TIME : 55.695		DIFFERENCE : 0.514		
LAP	SECTOR 1	SECTOR 2	LAP TIME	MPH	DIFF	TIME OF DAY
1 -		23.453	1:07.906	64.03	12.211	13:00:49.385
2 -	35.476	23.354	58.830	73.91	3.135	13:01:48.215
3 -	35.880	23.329	59.209	73.44	3.514	13:02:47.424
4 -	34.234	22.191	56.425	77.06	0.730	13:03:43.849
5 -	33.706	22.332	56.038 (3)	77.60	0.343	13:04:39.887
6 -	34.351	22.256	56.607	76.82	0.912	13:05:36.494

Weather / Track : Cloudy / Dry

Brands Hatch Indy
Circuit Length = 1.2079 miles
Start: 12:59 Flag 13:10 End: 13:11

BMCRC - MRO Championships 2015 - Rnd 1 @ Brands Hatch Indy

MRO Minitwins inc Juniors

RACE 1 - SECTOR ANALYSIS

SECTOR 1 = FL to I1, SECTOR 2 = I1 to I2, SECTOR 3 = I2 to FL, DIFF = Difference To Personal Best Lap

7 -	34.471	22.237	56.708	76.68	1.013	13:06:33.202
8 -	33.439	22.313	55.752 (2)	77.99	0.057	13:07:28.954
9 -	33.966	22.347	56.313	77.22	0.618	13:08:25.267
10 -	33.508	22.891	56.399	77.10	0.704	13:09:21.666
11 -	33.953	21.742	55.695 (1)	78.07		13:10:17.361

P24 28		Dominic VEASEY		Suzuki -		
IDEAL LAP TIME : 56.390		BEST LAP TIME : 56.609		DIFFERENCE : 0.219		
LAP	SECTOR 1	SECTOR 2	LAP TIME	MPH	DIFF	TIME OF DAY
1 -		22.810	1:04.189	67.74	7.580	13:00:45.668
2 -	34.654	22.679	57.333	75.84	0.724	13:01:43.001
3 -	34.525	22.730	57.255	75.95	0.646	13:02:40.256
4 -	34.518	22.691	57.209	76.01	0.600	13:03:37.465
5 -	34.715	23.032	57.747	75.30	1.138	13:04:35.212
6 -	34.558	23.211	57.769	75.27	1.160	13:05:32.981
7 -	34.515	23.399	57.914	75.08	1.305	13:06:30.895
8 -	34.861	22.813	57.674	75.39	1.065	13:07:28.569
9 -	34.151	22.559	56.710 (2)	76.68	0.101	13:08:25.279
10 -	33.980	22.815	56.795 (3)	76.56	0.186	13:09:22.074
11 -	34.199	22.410	56.609 (1)	76.81		13:10:18.683

P25 11		Paul TAFFURELLI		Suzuki - Jesfer Technology		
IDEAL LAP TIME : 55.203		BEST LAP TIME : 55.510		DIFFERENCE : 0.307		
LAP	SECTOR 1	SECTOR 2	LAP TIME	MPH	DIFF	TIME OF DAY
1 -		23.459	1:05.693	66.19	10.183	13:00:47.172
2 -	34.819	23.118	57.937	75.05	2.427	13:01:45.109
3 -	34.633	23.226	57.859	75.15	2.349	13:02:42.968
4 -	34.880	22.626	57.506	75.62	1.996	13:03:40.474
5 -	33.284	22.381	55.665 (2)	78.12	0.155	13:04:36.139
6 -	34.574	22.594	57.168	76.06	1.658	13:05:33.307
7 -	34.941	22.744	57.685	75.38	2.175	13:06:30.992
8 -	35.012	23.108	58.120	74.82	2.610	13:07:29.112
9 -	35.086	22.790	57.876	75.13	2.366	13:08:26.988
10 -	34.162	22.348	56.510 (3)	76.95	1.000	13:09:23.498
11 -	33.591	21.919	55.510 (1)	78.33		13:10:19.008

P26 23		Claire BECKETT		Suzuki -		
IDEAL LAP TIME : 57.506		BEST LAP TIME : 57.608		DIFFERENCE : 0.102		
LAP	SECTOR 1	SECTOR 2	LAP TIME	MPH	DIFF	TIME OF DAY
1 -		23.461	1:06.219	65.67	8.611	13:00:47.698
2 -	36.175	23.415	59.590	72.97	1.982	13:01:47.288
3 -	36.589	23.430	1:00.019	72.45	2.411	13:02:47.307
4 -	36.339	23.384	59.723	72.81	2.115	13:03:47.030
5 -	36.154	23.608	59.762	72.76	2.154	13:04:46.792
6 -	36.166	23.030	59.196	73.46	1.588	13:05:45.988
7 -	36.060	23.177	59.237	73.41	1.629	13:06:45.225
8 -	36.210	23.191	59.401	73.20	1.793	13:07:44.626
9 -	34.837	22.771	57.608 (1)	75.48		13:08:42.234
10 -	34.846	23.024	57.870 (2)	75.14	0.262	13:09:40.104
11 -	35.459	22.669	58.128 (3)	74.81	0.520	13:10:38.232

P27 20		Jose TOUCEDA		Suzuki - Cell2		
IDEAL LAP TIME : 57.800		BEST LAP TIME : 57.800		DIFFERENCE : 0.000		
LAP	SECTOR 1	SECTOR 2	LAP TIME	MPH	DIFF	TIME OF DAY
1 -		24.162	1:09.430	62.63	11.630	13:00:50.909
2 -	34.904	22.896	57.800 (1)	75.23		13:01:48.709
3 -	35.879	23.094	58.973	73.73	1.173	13:02:47.682
4 -	35.103	22.995	58.098 (2)	74.84	0.298	13:03:45.780
5 -	35.070	23.131	58.201 (3)	74.71	0.401	13:04:43.981
6 -	35.129	23.462	58.591	74.21	0.791	13:05:42.572

Weather / Track : Cloudy / Dry

Brands Hatch Indy
Circuit Length = 1.2079 miles
Start: 12:59 Flag 13:10 End: 13:11

BMCRC - MRO Championships 2015 - Rnd 1 @ Brands Hatch Indy

MRO Minitwins inc Juniors

RACE 1 - SECTOR ANALYSIS

SECTOR 1 = FL to I1, SECTOR 2 = I1 to I2, SECTOR 3 = I2 to FL, DIFF = Difference To Personal Best Lap

7 -	36.386	24.916	1:01.302	70.93	3.502	13:06:43.874
8 -	37.280	23.444	1:00.724	71.61	2.924	13:07:44.598
9 -	36.175	23.471	59.646	72.90	1.846	13:08:44.244
10 -	35.856	23.160	59.016	73.68	1.216	13:09:43.260
11 -	35.460	23.196	58.656	74.13	0.856	13:10:41.916

P28 71	Ben BURNAL		Suzuki -			
IDEAL LAP TIME : 58.877	BEST LAP TIME : 59.018		DIFFERENCE : 0.141			

LAP	SECTOR 1	SECTOR 2	LAP TIME	MPH	DIFF	TIME OF DAY
1 -		23.580	1:07.315	64.60	8.297	13:00:48.794
2 -	35.553	23.651	59.204 (2)	73.45	0.186	13:01:47.998
3 -	36.965	23.632	1:00.597	71.76	1.579	13:02:48.595
4 -	35.607	23.411	59.018 (1)	73.68		13:03:47.613
5 -	36.000	23.700	59.700	72.84	0.682	13:04:47.313
6 -	36.114	23.433	59.547	73.02	0.529	13:05:46.860
7 -	36.547	23.540	1:00.087	72.37	1.069	13:06:46.947
8 -	36.106	23.709	59.815	72.70	0.797	13:07:46.762
9 -	35.924	23.473	59.397 (3)	73.21	0.379	13:08:46.159
10 -	36.247	24.068	1:00.315	72.09	1.297	13:09:46.474
11 -	36.075	23.324	59.399	73.21	0.381	13:10:45.873

P29 118	James PLUMMER		Suzuki -			
IDEAL LAP TIME : 56.553	BEST LAP TIME : 56.595		DIFFERENCE : 0.042			

LAP	SECTOR 1	SECTOR 2	LAP TIME	MPH	DIFF	TIME OF DAY
1 -		23.746	1:07.682	64.25	11.087	13:00:49.161
2 -	35.548	23.225	58.773	73.98	2.178	13:01:47.934
3 -	35.425	22.311	57.736	75.31	1.141	13:02:45.670
4 -	34.523	22.440	56.963	76.34	0.368	13:03:42.633
5 -	34.619	22.429	57.048	76.22	0.453	13:04:39.681
6 -	34.301	22.294	56.595 (1)	76.83		13:05:36.276
7 -	34.925	22.778	57.703	75.36	1.108	13:06:33.979
8 -	34.283	22.465	56.748 (2)	76.63	0.153	13:07:30.727
9 -	34.519	22.270	56.789 (3)	76.57	0.194	13:08:27.516
10 -	34.408	24.034	58.442	74.40	1.847	13:09:25.958

P30 63	Steve SMULOVIC		Suzuki - SFC Racing			
IDEAL LAP TIME :	BEST LAP TIME : 1:13.478		DIFFERENCE :			

LAP	SECTOR 1	SECTOR 2	LAP TIME	MPH	DIFF	TIME OF DAY
1 -		28.322	1:13.478 (1)	59.18		13:00:54.957

BMCRC - MRO Championships 2015 - Rnd 1 @ Brands Hatch Indy

MRO Minitwins inc Juniors

RACE 1 - BEST SECTORS

SECTOR 1			SECTOR 2			IDEAL / BEST COMPARISON						
POS	NO	NAME	TIME	NO	NAME	TIME	POS	NO	NAME	IDEAL	BEST	DIFF
									PERFECT LAP	51.549		
1	40	WILBY	30.776	777	WILLIAMS	20.773	1	40	WILBY	51.559	51.667	0.108
2	777	WILLIAMS	31.136	40	WILBY	20.783	2	777	WILLIAMS	51.909	52.072	0.163
3	30	GOODE	31.219	30	GOODE	20.833	3	30	GOODE	52.052	52.190	0.138
4	54	JAMISON	31.926	22	POVAH	21.135	4	22	POVAH	53.250	53.376	0.126
5	7	HICKLING	32.039	64	BUXTON	21.313	5	54	JAMISON	53.264	53.592	0.328
6	22	POVAH	32.115	54	JAMISON	21.338	6	7	HICKLING	53.432	53.432	0.000
7	64	BUXTON	32.124	35	WALSH	21.357	7	64	BUXTON	53.437	53.437	0.000
8	98	TOPPING	32.339	98	TOPPING	21.377	8	98	TOPPING	53.716	53.782	0.066
9	37	WILSON	32.539	7	HICKLING	21.393	9	35	WALSH	53.968	53.995	0.027
10	35	WALSH	32.611	37	WILSON	21.448	10	37	WILSON	53.987	54.076	0.089
11	58	COSTIN	32.732	58	COSTIN	21.462	11	58	COSTIN	54.194	54.203	0.009
12	12	TAYLOR	32.872	5	MANTELL	21.680	12	12	TAYLOR	54.573	54.573	0.000
13	52	JOHNSTON	32.900	12	TAYLOR	21.701	13	52	JOHNSTON	54.603	54.703	0.100
14	124	BUTLER	33.073	52	JOHNSTON	21.703	14	5	MANTELL	54.834	55.079	0.245
15	94	READ	33.139	169	MILES	21.742	15	124	BUTLER	55.096	55.267	0.171
16	5	MANTELL	33.154	3	NEWALL	21.813	16	169	MILES	55.181	55.695	0.514
17	87	REVELL	33.278	45	MOORE	21.859	17	11	TAFFURELLI	55.203	55.510	0.307
18	11	TAFFURELLI	33.284	59	FOORD	21.862	18	94	READ	55.269	55.313	0.044
19	169	MILES	33.439	11	TAFFURELLI	21.919	19	3	NEWALL	55.294	55.294	0.000
20	3	NEWALL	33.481	124	BUTLER	22.023	20	87	REVELL	55.439	55.532	0.093
21	48	WALLIS	33.514	81	MAY	22.076	21	45	MOORE	55.480	55.480	0.000
22	45	MOORE	33.621	94	READ	22.130	22	48	WALLIS	55.809	55.832	0.023
23	81	MAY	33.842	87	REVELL	22.161	23	81	MAY	55.918	56.141	0.223
24	28	VEASEY	33.980	118	PLUMMER	22.270	24	59	FOORD	55.997	56.032	0.035
25	59	FOORD	34.135	48	WALLIS	22.295	25	28	VEASEY	56.390	56.609	0.219
26	118	PLUMMER	34.283	28	VEASEY	22.410	26	118	PLUMMER	56.553	56.595	0.042
27	23	BECKETT	34.837	23	BECKETT	22.669	27	23	BECKETT	57.506	57.608	0.102
28	20	TOUCEDA	34.904	20	TOUCEDA	22.896	28	20	TOUCEDA	57.800	57.800	0.000
29	71	BURNAL	35.553	71	BURNAL	23.324	29	71	BURNAL	58.877	59.018	0.141
30				63	SMULOVIC	28.322	30	63	SMULOVIC		1:13.478	
31												
32												
33												
34												
35												

Weather / Track : Cloudy / Dry

Results can be found at www.tsl-timing.com

Brands Hatch Indy
 Circuit Length = 1.2079 miles
 Start: 12:59 Flag 13:10 End: 13:11

Printed - 13:12 Saturday, 28 March 2015


BMCRC - MRO Championships 2015 - Rnd 1 @ Brands Hatch Indy

MRO Minitwins inc Juniors

RACE 11 - GRID



ROW 12	35	2 Daniel COUZENS	34	73 Vincent LEWIN		
ROW 11	33	39 Rob WILLIAMS	32	8 Gerrard SPEAR	31	19 Kevin LILLEY
ROW 10	30	63 Steve SMULOVIC	29	118 James PLUMMER	28	71 Ben BURNAL
ROW 9	27	20 Jose TOUCEDA	26	23 Claire BECKETT	25	11 Paul TAFFURELLI
ROW 8	24	28 Dominic VEASEY	23	169 Robert MILES	22	59 Martin FOORD
ROW 7	21	45 Peter MOORE	20	87 Tristan REVELL	19	3 Marcus NEWALL
ROW 6	18	81 Malvern MAY	17	48 Shaun WALLIS	16	94 Oliver READ
ROW 5	15	124 Kurtis BUTLER	14	5 Barry MANTELL	13	52 Paul JOHNSTON
ROW 4	12	12 Russell TAYLOR	11	58 Steve COSTIN	10	37 Stephen WILSON
ROW 3	9	35 Tyler WALSH	8	98 Steven TOPPING	7	54 Adam JAMISON
ROW 2	6	64 Joe BUXTON	5	22 Jake POVAH	4	7 Richard HICKLING
ROW 1	3	30 Richard GOODE	2	40 Paul WILBY	1	777 Mason WILLIAMS
Pole						



Brands Hatch Indy
Circuit Length = 1.2079 miles

These results are provisional until the conclusion of any judicial and technical matters.

Clerk Of Course :	Timekeeper :
-------------------	--------------

Results can be found at www.tsl-timing.com

Printed - 13:15 Saturday, 28 March 2015



BMCRC - MRO Championships 2015 - Rnd 1 @ Brands Hatch Indy

MRO Minitwins inc Juniors

RACE 11 - CLASSIFICATION



HOYL INSURANCE

POS	NO	NAME	ENTRY	LAPS	TIME	GAP	DIFF	MPH	BEST	ON
1	40	Paul WILBY	Suzuki - Nutsmoto	12	10:34.836			82.19	52.034	11
2	777	Mason WILLIAMS	Suzuki -	12	10:36.333	1.497	1.497	82.00	52.152	5
3	30	Richard GOODE	Suzuki - Wps Ltd / Geoff Hand automotive engineeri	12	10:36.460	1.624	0.127	81.98	52.185	5
4	64	Joe BUXTON	Suzuki - Buxton Racing	12	10:53.388	18.552	16.928	79.86	53.615	12
5	7	Richard HICKLING	Suzuki - Lids By Wood	12	10:53.429	18.593	0.041	79.86	53.670	12
6	98	Steven TOPPING	Suzuki - HDS / Nutsmoto	12	10:57.217	22.381	3.788	79.40	54.003	9
7	54	Adam JAMISON	Suzuki -	12	10:58.169	23.333	0.952	79.28	53.970	7
8	12	Russell TAYLOR	Suzuki -	12	11:00.311	25.475	2.142	79.02	53.648	7
9	37	Stephen WILSON	Suzuki -	12	11:00.354	25.518	0.043	79.02	53.541	6
10	35	Tyler WALSH	Suzuki - GBR Powerlines	12	11:00.836	26.000	0.482	78.96	53.669	10
11	124	Kurtis BUTLER	Suzuki -	12	11:04.423	29.587	3.587	78.53	53.895	7
12	58	Steve COSTIN	Suzuki -	12	11:06.935	32.099	2.512	78.24	54.727	7
13	94	Oliver READ	Suzuki - Cavefit	12	11:06.957	32.121	0.022	78.24	54.351	8
14	52	Paul JOHNSTON	Suzuki - ePayMe	12	11:08.440	33.604	1.483	78.06	54.453	8
15	5	Barry MANTELL	Suzuki - Streets Installations	12	11:13.003	38.167	4.563	77.53	55.201	5
16	3	Marcus NEWALL	Suzuki - Mum & Dad	12	11:24.667	49.831	11.664	76.21	55.295	11
17	22	Jake POVAH	Suzuki -	12	11:24.894	50.058	0.227	76.19	54.433	9
18	59	Martin FOORD	Suzuki -	12	11:25.448	50.612	0.554	76.13	55.422	11
19	81	Malvern MAY	Suzuki -	12	11:25.680	50.844	0.232	76.10	55.892	3
20	169	Robert MILES	Suzuki - The Bike Shop Long Eaton	12	11:25.730	50.894	0.050	76.09	54.978	9
21	87	Tristan REVELL	Suzuki -	12	11:26.302	51.466	0.572	76.03	55.024	11
22	28	Dominic VEASEY	Suzuki -	12	11:26.618	51.782	0.316	76.00	55.453	9
23	48	Shaun WALLIS	Suzuki -	12	11:26.634	51.798	0.016	75.99	55.494	10
24	11	Paul TAFFURELLI	Suzuki - Jesfer Technology	12	11:26.731	51.895	0.097	75.98	55.538	12
25	45	Peter MOORE	Suzuki - Curphs Cuttings	11	10:39.178	1 Lap	1 Lap	74.83	55.889	10
26	20	Jose TOUCEDA	Suzuki - Cell2	11	10:49.005	1 Lap	9.827	73.70	57.316	4
27	23	Claire BECKETT	Suzuki -	11	10:56.491	1 Lap	7.486	72.86	57.591	11
28	71	Ben BURNAL	Suzuki -	11	10:57.408	1 Lap	0.917	72.76	57.529	11
29	63	Steve SMULOVIC	Suzuki - SFC Racing	11	11:02.065	1 Lap	4.657	72.25	58.226	9

FASTEST LAP

40	Paul WILBY	Suzuki - Nutsmoto	11	52.034	83.57 mph	134.49 kph
----	------------	-------------------	----	--------	-----------	------------

90% of Race Speed = 73.97 mph

Weather / Track : Cloudy / Dry

These results are provisional until the conclusion of any judicial and technical matters.

Brands Hatch Indy

Circuit Length = 1.2079 miles

Start: 16:01 Flag 16:11 End: 16:13

Clerk Of Course :

Timekeeper :

Results can be found at www.tsl-timing.com

Printed - 16:13 Saturday, 28 March 2015



BMCRC - MRO Championships 2015 - Rnd 1 @ Brands Hatch Indy

MRO Minitwins inc Juniors

RACE 11 - LAP CHART

LAP 1 @ 16:01:57.923			LAP 3 @ 16:03:43.594			LAP 5 @ 16:05:28.293			LAP 7 @ 16:07:13.249			LAP 9 @ 16:08:58.842		
NO	BEHIND	LAP TIME	NO	BEHIND	LAP TIME	NO	BEHIND	LAP TIME	NO	BEHIND	LAP TIME	NO	BEHIND	LAP TIME
777		57.572	777		52.782	777		52.152	40		52.366	40		52.908
40	0.089	57.661	40	0.070	52.761	40	0.236	52.265	777	0.578	52.847	777	0.790	53.624
30	0.658	58.230	30	0.317	52.610	30	0.632	52.185	30	0.775	52.616	30	1.069	53.452
7	1.679	59.251	7	4.748	54.513	7	8.275	53.886	7	11.106	53.967	23	1 Lap	59.415
64	1.809	59.381	64	5.076	54.737	64	8.636	54.088	64	11.559	53.924	71	1 Lap	59.302
98	2.311	59.883	98	5.557	54.483	98	9.284	54.104	98	12.498	54.109	63	1 Lap	58.311
54	3.270	1:00.842	54	5.814	54.052	54	10.014	54.069	54	13.072	53.970	7	13.306	53.682
58	3.738	1:01.310	12	8.382	54.484	12	12.663	54.554	12	15.512	53.648	64	13.513	53.641
37	4.148	1:01.720	58	8.862	55.186	35	13.622	54.279	35	16.578	53.862	98	15.043	54.003
12	4.265	1:01.837	35	9.068	54.719	58	14.343	54.802	37	17.034	53.930	54	16.179	54.471
5	4.524	1:02.096	37	9.120	54.621	37	14.519	54.660	124	17.983	53.895	12	17.961	53.878
35	4.561	1:02.133	5	10.100	55.586	124	14.843	54.487	58	19.225	54.727	35	18.554	53.697
124	5.032	1:02.604	124	10.379	55.584	5	15.899	55.201	94	20.776	54.558	37	18.891	53.677
52	5.378	1:02.950	52	10.670	55.139	94	16.234	54.876	52	21.990	54.954	124	21.693	55.062
81	5.739	1:03.311	94	11.021	54.695	52	16.602	55.618	5	22.203	55.422	58	23.831	55.111
3	6.041	1:03.613	81	12.323	55.892	81	20.120	56.283	81	27.714	56.264	94	24.295	54.761
94	6.430	1:04.002	3	14.832	57.174	28	24.655	57.031	59	33.025	56.686	52	26.019	55.169
48	6.642	1:04.214	28	15.349	57.478	59	24.840	56.830	28	33.182	56.450	5	28.041	55.869
28	7.077	1:04.649	48	15.507	57.537	3	25.016	57.369	87	33.515	55.970	81	36.100	57.438
11	7.393	1:04.965	59	15.613	56.817	48	25.029	57.268	3	33.530	56.604	59	38.872	55.558
59	7.501	1:05.073	11	16.107	57.420	169	25.395	56.644	169	33.666	56.230	3	39.109	55.409
87	7.920	1:05.492	87	16.339	56.590	87	25.670	57.406	11	34.173	55.893	169	39.364	54.978
45	7.974	1:05.546	45	16.708	56.760	11	26.258	57.622	48	34.948	56.330	28	39.954	55.453
169	8.198	1:05.770	169	16.995	56.871	45	28.281	57.879	45	36.773	56.243	87	40.192	55.126
71	9.467	1:07.039	20	20.683	57.891	20	30.799	57.499	22	38.643	54.656	11	40.816	56.050
20	9.725	1:07.297	23	22.433	58.875	22	34.213	55.195	20	40.595	57.346	48	40.833	55.495
23	9.938	1:07.510	71	24.215	1:00.685	23	36.310	58.880	23	49.795	59.262	22	42.112	54.433
63	12.302	1:09.874	63	28.510	1:00.640	71	38.655	59.251	71	50.536	58.142	45	44.920	57.227
22	15.677	1:13.249	22	28.543	55.530	63	43.298	59.282				20	51.714	58.668

LAP 2 @ 16:02:50.812			LAP 4 @ 16:04:36.141			LAP 6 @ 16:06:20.883			LAP 8 @ 16:08:05.934			LAP 10 @ 16:09:51.029		
NO	BEHIND	LAP TIME	NO	BEHIND	LAP TIME	NO	BEHIND	LAP TIME	NO	BEHIND	LAP TIME	NO	BEHIND	LAP TIME
777		52.889	777		52.547	40		52.354	777	0.074	52.181	40		52.187
40	0.091	52.891	40	0.123	52.600	777	0.097	52.687	30	0.525	52.435	777	0.907	52.304
30	0.489	52.720	30	0.599	52.829	30	0.525	52.483	63	1 Lap	58.364	30	1.230	52.348
7	3.017	54.227	7	6.541	54.340	7	9.505	53.820	7	12.532	54.111	23	1 Lap	58.447
64	3.121	54.201	64	6.700	54.171	64	10.001	53.955	64	12.780	53.906	71	1 Lap	59.252
98	3.856	54.434	98	7.332	54.322	98	10.755	54.061	98	13.948	54.135	63	1 Lap	58.226
54	4.544	54.163	54	8.097	54.830	54	11.468	54.044	54	14.616	54.229	7	15.094	53.975
58	6.458	55.609	12	10.261	54.426	12	14.230	54.157	12	16.991	54.164	64	15.179	53.853
12	6.680	55.304	35	11.495	54.974	35	15.082	54.050	35	17.765	53.872	98	17.142	54.286
35	7.131	55.459	58	11.693	55.378	37	15.470	53.541	37	18.122	53.773	54	18.378	54.386
37	7.281	56.022	37	12.011	55.438	124	16.454	54.201	124	19.539	54.241	35	20.036	53.669
5	7.296	55.661	124	12.508	54.676	58	16.864	55.111	58	21.628	55.088	12	20.095	54.321
124	7.577	55.434	5	12.850	55.297	94	18.584	54.940	94	22.442	54.351	37	20.382	53.678
52	8.313	55.824	52	13.136	55.013	5	19.147	55.838	52	23.758	54.453	124	24.770	55.264
94	9.108	55.567	94	13.510	55.036	52	19.402	55.390	5	25.080	55.562	58	26.563	54.919
81	9.213	56.363	81	15.989	56.213	81	23.816	56.286	81	31.570	56.541	94	26.933	54.825
3	10.440	57.288	28	19.776	56.974	59	28.705	56.455	59	36.222	55.882	52	28.380	54.548
28	10.653	56.465	3	19.799	57.514	28	29.098	57.033	3	36.608	55.763	5	31.427	55.573
48	10.752	56.999	48	19.913	56.953	3	29.292	56.866	169	37.294	56.313	81	41.034	57.121
11	11.469	56.965	59	20.162	57.096	169	29.802	56.997	28	37.409	56.912	59	42.844	56.159
59	11.578	56.966	87	20.416	56.624	87	29.911	56.831	11	37.674	56.186	3	43.166	56.244
87	12.531	57.500	11	20.788	57.228	11	30.646	56.978	87	37.974	57.144	169	43.425	56.248
45	12.730	57.645	169	20.903	56.455	48	30.984	58.545	48	38.246	55.983	28	43.893	56.126
169	12.906	57.597	45	22.554	58.393	45	32.896	57.205	22	40.587	54.629	87	44.047	56.042
20	15.574	58.738	20	25.452	57.316	20	35.615	57.406	45	40.601	56.513	48	44.140	55.494
71	16.312	59.734	23	29.582	59.696	22	36.353	54.730	20	45.954	58.044	11	44.247	55.618
23	16.340	59.291	22	31.170	55.174	23	42.899	59.179				22	44.359	54.434
63	20.652	1:01.239	71	31.556	59.888	71	44.760	58.695				45	48.622	55.889
22	25.795	1:03.007	63	36.168	1:00.205	63	49.424	58.716						

Brands Hatch Indy

Circuit Length = 1.2079 miles

Start: 16:01 Flag 16:11 End: 16:13

Weather / Track : Cloudy / Dry

BMCRC - MRO Championships 2015 - Rnd 1 @ Brands Hatch Indy

MRO Minitwins inc Juniors

RACE 11 - LAP CHART

LAP 11	@ 16:10:43.063
---------------	-----------------------

NO	BEHIND	LAP TIME
40		52.034
777	1.216	52.343
30	1.437	52.241
20	1 Lap	59.114
23	1 Lap	58.345
7	17.047	53.987
64	17.061	53.916
71	1 Lap	57.891
98	20.047	54.939
54	20.870	54.526
63	1 Lap	58.951
35	22.224	54.222
12	22.566	54.505
37	22.713	54.365
124	27.113	54.377
58	29.441	54.912
94	29.554	54.655
52	31.113	54.767
5	34.655	55.262
81	45.773	56.773
59	46.232	55.422
3	46.427	55.295
169	46.577	55.186
87	47.037	55.024
22	47.080	54.755
28	48.073	56.214
48	48.275	56.169
11	48.481	56.268

LAP 12	@ 16:11:35.187
---------------	-----------------------

NO	BEHIND	LAP TIME
40		52.124
777	1.497	52.405
30	1.624	52.311
45	1 Lap	59.878
20	1 Lap	59.686
64	18.552	53.615
7	18.593	53.670
23	1 Lap	57.591
98	22.381	54.458
71	1 Lap	57.529
54	23.333	54.587
12	25.475	55.033
37	25.518	54.929
35	26.000	55.900
63	1 Lap	58.257
124	29.587	54.598
58	32.099	54.782
94	32.121	54.691
52	33.604	54.615
5	38.167	55.636
3	49.831	55.528
22	50.058	55.102
59	50.612	56.504
81	50.844	57.195
169	50.894	56.441
87	51.466	56.553
28	51.782	55.833
48	51.798	55.647
11	51.895	55.538

Weather / Track : Cloudy / Dry

BMCRC - MRO Championships 2015 - Rnd 1 @ Brands Hatch Indy

MRO Minitwins inc Juniors

RACE 11 - SECTOR ANALYSIS

SECTOR 1 = FL to I1, SECTOR 2 = I1 to I2, SECTOR 3 = I2 to FL, DIFF = Difference To Personal Best Lap

P1 40 Paul WILBY		Suzuki - Nutsmoto				
IDEAL LAP TIME : 51.997		BEST LAP TIME : 52.034		DIFFERENCE : 0.037		
LAP	SECTOR 1	SECTOR 2	LAP TIME	MPH	DIFF	TIME OF DAY
1 -		21.326	57.661	75.41	5.627	16:01:58.012
2 -	31.766	21.125	52.891	82.21	0.857	16:02:50.903
3 -	31.697	21.064	52.761	82.42	0.727	16:03:43.664
4 -	31.592	21.008	52.600	82.67	0.566	16:04:36.264
5 -	31.270	20.995	52.265	83.20	0.231	16:05:28.529
6 -	31.418	20.936	52.354	83.06	0.320	16:06:20.883
7 -	31.600	20.766	52.366	83.04	0.332	16:07:13.249
8 -	31.742	20.943	52.685	82.53	0.651	16:08:05.934
9 -	32.081	20.827	52.908	82.19	0.874	16:08:58.842
10 -	31.249	20.938	52.187 (3)	83.32	0.153	16:09:51.029
11 -	31.286	20.748	52.034 (1)	83.57		16:10:43.063
12 -	31.288	20.836	52.124 (2)	83.42	0.090	16:11:35.187

P2 777 Mason WILLIAMS		Suzuki -				
IDEAL LAP TIME : 52.059		BEST LAP TIME : 52.152		DIFFERENCE : 0.093		
LAP	SECTOR 1	SECTOR 2	LAP TIME	MPH	DIFF	TIME OF DAY
1 -		21.344	57.572	75.53	5.420	16:01:57.923
2 -	31.768	21.121	52.889	82.22	0.737	16:02:50.812
3 -	31.700	21.082	52.782	82.38	0.630	16:03:43.594
4 -	31.560	20.987	52.547	82.75	0.395	16:04:36.141
5 -	31.264	20.888	52.152 (1)	83.38		16:05:28.293
6 -	31.669	21.018	52.687	82.53	0.535	16:06:20.980
7 -	31.703	21.144	52.847	82.28	0.695	16:07:13.827
8 -	31.386	20.795	52.181 (2)	83.33	0.029	16:08:06.008
9 -	32.683	20.941	53.624	81.09	1.472	16:08:59.632
10 -	31.314	20.990	52.304 (3)	83.14	0.152	16:09:51.936
11 -	31.356	20.987	52.343	83.07	0.191	16:10:44.279
12 -	31.405	21.000	52.405	82.98	0.253	16:11:36.684

P3 30 Richard GOODE		Suzuki - Wps Ltd / Geoff Hand automotive engineering				
IDEAL LAP TIME : 52.000		BEST LAP TIME : 52.185		DIFFERENCE : 0.185		
LAP	SECTOR 1	SECTOR 2	LAP TIME	MPH	DIFF	TIME OF DAY
1 -		21.407	58.230	74.67	6.045	16:01:58.581
2 -	31.646	21.074	52.720	82.48	0.535	16:02:51.301
3 -	31.656	20.954	52.610	82.65	0.425	16:03:43.911
4 -	31.677	21.152	52.829	82.31	0.644	16:04:36.740
5 -	31.353	20.832	52.185 (1)	83.33		16:05:28.925
6 -	31.413	21.070	52.483	82.85	0.298	16:06:21.408
7 -	31.442	21.174	52.616	82.64	0.431	16:07:14.024
8 -	31.322	21.113	52.435	82.93	0.250	16:08:06.459
9 -	32.301	21.151	53.452	81.35	1.267	16:08:59.911
10 -	31.203	21.145	52.348	83.07	0.163	16:09:52.259
11 -	31.444	20.797	52.241 (2)	83.24	0.056	16:10:44.500
12 -	31.346	20.965	52.311 (3)	83.12	0.126	16:11:36.811

P4 64 Joe BUXTON		Suzuki - Buxton Racing				
IDEAL LAP TIME : 53.489		BEST LAP TIME : 53.615		DIFFERENCE : 0.126		
LAP	SECTOR 1	SECTOR 2	LAP TIME	MPH	DIFF	TIME OF DAY
1 -		21.637	59.381	73.23	5.766	16:01:59.732
2 -	32.589	21.612	54.201	80.23	0.586	16:02:53.933
3 -	32.780	21.957	54.737	79.44	1.122	16:03:48.670
4 -	32.550	21.621	54.171	80.27	0.556	16:04:42.841
5 -	32.491	21.597	54.088	80.39	0.473	16:05:36.929
6 -	32.302	21.653	53.955	80.59	0.340	16:06:30.884
7 -	32.417	21.507	53.924	80.64	0.309	16:07:24.808
8 -	32.276	21.630	53.906	80.67	0.291	16:08:18.714
9 -	32.177	21.464	53.641 (2)	81.06	0.026	16:09:12.355

Weather / Track : Cloudy / Dry

Brands Hatch Indy
Circuit Length = 1.2079 miles
Start: 16:01 Flag 16:11 End: 16:13

BMCRC - MRO Championships 2015 - Rnd 1 @ Brands Hatch Indy

MRO Minitwins inc Juniors

RACE 11 - SECTOR ANALYSIS

SECTOR 1 = FL to I1, SECTOR 2 = I1 to I2, SECTOR 3 = I2 to FL, DIFF = Difference To Personal Best Lap

10 -	32.237	21.616	53.853 (3)	80.74	0.238	16:10:06.208
11 -	32.327	21.589	53.916	80.65	0.301	16:11:00.124
12 -	32.303	21.312	53.615 (1)	81.10		16:11:53.739

P5 7		Richard HICKLING		Suzuki - Lids By Wood			
IDEAL LAP TIME : 53.511		BEST LAP TIME : 53.670		DIFFERENCE : 0.159			
LAP	SECTOR 1	SECTOR 2	LAP TIME	MPH	DIFF	TIME OF DAY	
1 -		21.734	59.251	73.39	5.581	16:01:59.602	
2 -	32.565	21.662	54.227	80.19	0.557	16:02:53.829	
3 -	32.829	21.684	54.513	79.77	0.843	16:03:48.342	
4 -	32.709	21.631	54.340	80.02	0.670	16:04:42.682	
5 -	32.371	21.515	53.886	80.70	0.216	16:05:36.568	
6 -	32.157	21.663	53.820 (3)	80.79	0.150	16:06:30.388	
7 -	32.509	21.458	53.967	80.57	0.297	16:07:24.355	
8 -	32.578	21.533	54.111	80.36	0.441	16:08:18.466	
9 -	32.267	21.415	53.682 (2)	81.00	0.012	16:09:12.148	
10 -	32.443	21.532	53.975	80.56	0.305	16:10:06.123	
11 -	32.321	21.666	53.987	80.54	0.317	16:11:00.110	
12 -	32.316	21.354	53.670 (1)	81.02		16:11:53.780	

P6 98		Steven TOPPING		Suzuki - HDS / Nutsmoto			
IDEAL LAP TIME : 53.876		BEST LAP TIME : 54.003		DIFFERENCE : 0.127			
LAP	SECTOR 1	SECTOR 2	LAP TIME	MPH	DIFF	TIME OF DAY	
1 -		21.736	59.883	72.61	5.880	16:02:00.234	
2 -	32.842	21.592	54.434	79.88	0.431	16:02:54.668	
3 -	32.477	22.006	54.483	79.81	0.480	16:03:49.151	
4 -	32.798	21.524	54.322	80.05	0.319	16:04:43.473	
5 -	32.667	21.437	54.104 (3)	80.37	0.101	16:05:37.577	
6 -	32.506	21.555	54.061 (2)	80.43	0.058	16:06:31.638	
7 -	32.456	21.653	54.109	80.36	0.106	16:07:25.747	
8 -	32.641	21.494	54.135	80.32	0.132	16:08:19.882	
9 -	32.439	21.564	54.003 (1)	80.52		16:09:13.885	
10 -	32.558	21.728	54.286	80.10	0.283	16:10:08.171	
11 -	32.609	22.330	54.939	79.15	0.936	16:11:03.110	
12 -	32.737	21.721	54.458	79.85	0.455	16:11:57.568	

P7 54		Adam JAMISON		Suzuki -			
IDEAL LAP TIME : 53.899		BEST LAP TIME : 53.970		DIFFERENCE : 0.071			
LAP	SECTOR 1	SECTOR 2	LAP TIME	MPH	DIFF	TIME OF DAY	
1 -		21.965	1:00.842	71.47	6.872	16:02:01.193	
2 -	32.565	21.598	54.163	80.28	0.193	16:02:55.356	
3 -	32.414	21.638	54.052 (3)	80.45	0.082	16:03:49.408	
4 -	33.195	21.635	54.830	79.31	0.860	16:04:44.238	
5 -	32.531	21.538	54.069	80.42	0.099	16:05:38.307	
6 -	32.434	21.610	54.044 (2)	80.46	0.074	16:06:32.351	
7 -	32.423	21.547	53.970 (1)	80.57		16:07:26.321	
8 -	32.719	21.510	54.229	80.18	0.259	16:08:20.550	
9 -	32.718	21.753	54.471	79.83	0.501	16:09:15.021	
10 -	32.901	21.485	54.386	79.95	0.416	16:10:09.407	
11 -	32.949	21.577	54.526	79.75	0.556	16:11:03.933	
12 -	32.834	21.753	54.587	79.66	0.617	16:11:58.520	

P8 12		Russell TAYLOR		Suzuki -			
IDEAL LAP TIME : 53.648		BEST LAP TIME : 53.648		DIFFERENCE : 0.000			
LAP	SECTOR 1	SECTOR 2	LAP TIME	MPH	DIFF	TIME OF DAY	
1 -		22.099	1:01.837	70.32	8.189	16:02:02.188	
2 -	33.311	21.993	55.304	78.63	1.656	16:02:57.492	
3 -	32.778	21.706	54.484	79.81	0.836	16:03:51.976	
4 -	32.634	21.792	54.426	79.89	0.778	16:04:46.402	
5 -	32.711	21.843	54.554	79.71	0.906	16:05:40.956	

Weather / Track : Cloudy / Dry

Brands Hatch Indy
Circuit Length = 1.2079 miles
Start: 16:01 Flag 16:11 End: 16:13

BMCRC - MRO Championships 2015 - Rnd 1 @ Brands Hatch Indy

MRO Minitwins inc Juniors

RACE 11 - SECTOR ANALYSIS

SECTOR 1 = FL to I1, SECTOR 2 = I1 to I2, SECTOR 3 = I2 to FL, DIFF = Difference To Personal Best Lap

6 -	32.579	21.578	54.157 (3)	80.29	0.509	16:06:35.113
7 -	32.203	21.445	53.648 (1)	81.05		16:07:28.761
8 -	32.480	21.684	54.164	80.28	0.516	16:08:22.925
9 -	32.344	21.534	53.878 (2)	80.71	0.230	16:09:16.803
10 -	32.716	21.605	54.321	80.05	0.673	16:10:11.124
11 -	32.735	21.770	54.505	79.78	0.857	16:11:05.629
12 -	33.412	21.621	55.033	79.01	1.385	16:12:00.662

P9 37 Stephen WILSON			Suzuki -			
IDEAL LAP TIME : 53.518		BEST LAP TIME : 53.541		DIFFERENCE : 0.023		
LAP	SECTOR 1	SECTOR 2	LAP TIME	MPH	DIFF	TIME OF DAY
1 -		22.293	1:01.720	70.45	8.179	16:02:02.071
2 -	33.255	22.767	56.022	77.62	2.481	16:02:58.093
3 -	32.778	21.843	54.621	79.61	1.080	16:03:52.714
4 -	33.562	21.876	55.438	78.44	1.897	16:04:48.152
5 -	33.157	21.503	54.660	79.55	1.119	16:05:42.812
6 -	32.307	21.234	53.541 (1)	81.22		16:06:36.353
7 -	32.431	21.499	53.930	80.63	0.389	16:07:30.283
8 -	32.517	21.256	53.773	80.86	0.232	16:08:24.056
9 -	32.466	21.211	53.677 (2)	81.01	0.136	16:09:17.733
10 -	32.405	21.273	53.678 (3)	81.01	0.137	16:10:11.411
11 -	32.789	21.576	54.365	79.98	0.824	16:11:05.776
12 -	33.277	21.652	54.929	79.16	1.388	16:12:00.705

P10 35 Tyler WALSH			Suzuki - GBR Powerlines			
IDEAL LAP TIME : 53.573		BEST LAP TIME : 53.669		DIFFERENCE : 0.096		
LAP	SECTOR 1	SECTOR 2	LAP TIME	MPH	DIFF	TIME OF DAY
1 -		22.253	1:02.133	69.98	8.464	16:02:02.484
2 -	33.039	22.420	55.459	78.41	1.790	16:02:57.943
3 -	33.093	21.626	54.719	79.47	1.050	16:03:52.662
4 -	33.266	21.708	54.974	79.10	1.305	16:04:47.636
5 -	32.801	21.478	54.279	80.11	0.610	16:05:41.915
6 -	32.579	21.471	54.050	80.45	0.381	16:06:35.965
7 -	32.422	21.440	53.862 (3)	80.73	0.193	16:07:29.827
8 -	32.400	21.472	53.872	80.72	0.203	16:08:23.699
9 -	32.411	21.286	53.697 (2)	80.98	0.028	16:09:17.396
10 -	32.287	21.382	53.669 (1)	81.02		16:10:11.065
11 -	32.746	21.476	54.222	80.19	0.553	16:11:05.287
12 -	33.771	22.129	55.900	77.79	2.231	16:12:01.187

P11 124 Kurtis BUTLER			Suzuki -			
IDEAL LAP TIME : 53.895		BEST LAP TIME : 53.895		DIFFERENCE : 0.000		
LAP	SECTOR 1	SECTOR 2	LAP TIME	MPH	DIFF	TIME OF DAY
1 -		22.465	1:02.604	69.46	8.709	16:02:02.955
2 -	33.284	22.150	55.434	78.44	1.539	16:02:58.389
3 -	33.701	21.883	55.584	78.23	1.689	16:03:53.973
4 -	32.860	21.816	54.676	79.53	0.781	16:04:48.649
5 -	32.804	21.683	54.487	79.80	0.592	16:05:43.136
6 -	32.581	21.620	54.201 (2)	80.23	0.306	16:06:37.337
7 -	32.290	21.605	53.895 (1)	80.68		16:07:31.232
8 -	32.307	21.934	54.241 (3)	80.17	0.346	16:08:25.473
9 -	32.698	22.364	55.062	78.97	1.167	16:09:20.535
10 -	33.004	22.260	55.264	78.68	1.369	16:10:15.799
11 -	32.512	21.865	54.377	79.97	0.482	16:11:10.176
12 -	32.471	22.127	54.598	79.64	0.703	16:12:04.774

P12 58 Steve COSTIN			Suzuki -			
IDEAL LAP TIME : 54.528		BEST LAP TIME : 54.727		DIFFERENCE : 0.199		
LAP	SECTOR 1	SECTOR 2	LAP TIME	MPH	DIFF	TIME OF DAY
1 -		22.048	1:01.310	70.92	6.583	16:02:01.661

Weather / Track : Cloudy / Dry

Brands Hatch Indy
Circuit Length = 1.2079 miles
Start: 16:01 Flag 16:11 End: 16:13

BMCRC - MRO Championships 2015 - Rnd 1 @ Brands Hatch Indy

MRO Minitwins inc Juniors

RACE 11 - SECTOR ANALYSIS

SECTOR 1 = FL to I1, SECTOR 2 = I1 to I2, SECTOR 3 = I2 to FL, DIFF = Difference To Personal Best Lap

2 -	33.576	22.033	55.609	78.19	0.882	16:02:57.270
3 -	33.301	21.885	55.186	78.79	0.459	16:03:52.456
4 -	33.435	21.943	55.378	78.52	0.651	16:04:47.834
5 -	33.062	21.740	54.802 (3)	79.35	0.075	16:05:42.636
6 -	33.418	21.693	55.111	78.90	0.384	16:06:37.747
7 -	32.840	21.887	54.727 (1)	79.45		16:07:32.474
8 -	33.057	22.031	55.088	78.93	0.361	16:08:27.562
9 -	33.042	22.069	55.111	78.90	0.384	16:09:22.673
10 -	33.231	21.688	54.919	79.18	0.192	16:10:17.592
11 -	33.098	21.814	54.912	79.19	0.185	16:11:12.504
12 -	32.978	21.804	54.782 (2)	79.38	0.055	16:12:07.286

P13 94		Oliver READ		Suzuki - Cavefit			
IDEAL LAP TIME : 54.210		BEST LAP TIME : 54.351		DIFFERENCE : 0.141			
LAP	SECTOR 1	SECTOR 2	LAP TIME	MPH	DIFF	TIME OF DAY	

1 -		22.657	1:04.002	67.94	9.651	16:02:04.353
2 -	33.771	21.796	55.567	78.25	1.216	16:02:59.920
3 -	32.958	21.737	54.695	79.50	0.344	16:03:54.615
4 -	33.296	21.740	55.036	79.01	0.685	16:04:49.651
5 -	33.135	21.741	54.876	79.24	0.525	16:05:44.527
6 -	33.031	21.909	54.940	79.15	0.589	16:06:39.467
7 -	32.682	21.876	54.558 (2)	79.70	0.207	16:07:34.025
8 -	32.823	21.528	54.351 (1)	80.00		16:08:28.376
9 -	32.800	21.961	54.761	79.41	0.410	16:09:23.137
10 -	32.970	21.855	54.825	79.31	0.474	16:10:17.962
11 -	32.908	21.747	54.655 (3)	79.56	0.304	16:11:12.617
12 -	32.856	21.835	54.691	79.51	0.340	16:12:07.308

P14 52		Paul JOHNSTON		Suzuki - ePayMe			
IDEAL LAP TIME : 54.367		BEST LAP TIME : 54.453		DIFFERENCE : 0.086			
LAP	SECTOR 1	SECTOR 2	LAP TIME	MPH	DIFF	TIME OF DAY	

1 -		22.540	1:02.950	69.07	8.497	16:02:03.301
2 -	33.655	22.169	55.824	77.89	1.371	16:02:59.125
3 -	33.344	21.795	55.139	78.86	0.686	16:03:54.264
4 -	33.228	21.785	55.013	79.04	0.560	16:04:49.277
5 -	33.686	21.932	55.618	78.18	1.165	16:05:44.895
6 -	33.356	22.034	55.390	78.50	0.937	16:06:40.285
7 -	32.990	21.964	54.954	79.13	0.501	16:07:35.239
8 -	32.713	21.740	54.453 (1)	79.85		16:08:29.692
9 -	33.249	21.920	55.169	78.82	0.716	16:09:24.861
10 -	32.894	21.654	54.548 (2)	79.72	0.095	16:10:19.409
11 -	32.907	21.860	54.767	79.40	0.314	16:11:14.176
12 -	32.782	21.833	54.615 (3)	79.62	0.162	16:12:08.791

P15 5		Barry MANTELL		Suzuki - Streets Installations			
IDEAL LAP TIME : 55.068		BEST LAP TIME : 55.201		DIFFERENCE : 0.133			
LAP	SECTOR 1	SECTOR 2	LAP TIME	MPH	DIFF	TIME OF DAY	

1 -		22.233	1:02.096	70.02	6.895	16:02:02.447
2 -	33.595	22.066	55.661	78.12	0.460	16:02:58.108
3 -	33.831	21.755	55.586	78.23	0.385	16:03:53.694
4 -	33.400	21.897	55.297 (3)	78.64	0.096	16:04:48.991
5 -	33.508	21.693	55.201 (1)	78.77		16:05:44.192
6 -	33.920	21.918	55.838	77.87	0.637	16:06:40.030
7 -	33.375	22.047	55.422	78.46	0.221	16:07:35.452
8 -	33.594	21.968	55.562	78.26	0.361	16:08:31.014
9 -	33.828	22.041	55.869	77.83	0.668	16:09:26.883
10 -	33.750	21.823	55.573	78.25	0.372	16:10:22.456
11 -	33.505	21.757	55.262 (2)	78.69	0.061	16:11:17.718
12 -	33.410	22.226	55.636	78.16	0.435	16:12:13.354

Weather / Track : Cloudy / Dry

Brands Hatch Indy
Circuit Length = 1.2079 miles
Start: 16:01 Flag 16:11 End: 16:13

BMCRC - MRO Championships 2015 - Rnd 1 @ Brands Hatch Indy

MRO Minitwins inc Juniors

RACE 11 - SECTOR ANALYSIS

SECTOR 1 = FL to I1, SECTOR 2 = I1 to I2, SECTOR 3 = I2 to FL, DIFF = Difference To Personal Best Lap

P16 3		Marcus NEWALL		Suzuki - Mum & Dad		
IDEAL LAP TIME : 55.197		BEST LAP TIME : 55.295		DIFFERENCE : 0.098		
LAP	SECTOR 1	SECTOR 2	LAP TIME	MPH	DIFF	TIME OF DAY
1 -		22.579	1:03.613	68.35	8.318	16:02:03.964
2 -	34.737	22.551	57.288	75.90	1.993	16:03:01.252
3 -	34.613	22.561	57.174	76.05	1.879	16:03:58.426
4 -	34.762	22.752	57.514	75.60	2.219	16:04:55.940
5 -	34.536	22.833	57.369	75.80	2.074	16:05:53.309
6 -	34.686	22.180	56.866	76.47	1.571	16:06:50.175
7 -	34.231	22.373	56.604	76.82	1.309	16:07:46.779
8 -	33.965	21.798	55.763	77.98	0.468	16:08:42.542
9 -	33.399	22.010	55.409 (2)	78.48	0.114	16:09:37.951
10 -	34.184	22.060	56.244	77.31	0.949	16:10:34.195
11 -	33.460	21.835	55.295 (1)	78.64		16:11:29.490
12 -	33.695	21.833	55.528 (3)	78.31	0.233	16:12:25.018

P17 22		Jake POVAH		Suzuki -		
IDEAL LAP TIME : 54.042		BEST LAP TIME : 54.433		DIFFERENCE : 0.391		
LAP	SECTOR 1	SECTOR 2	LAP TIME	MPH	DIFF	TIME OF DAY
1 -		34.807	1:13.249	59.36	18.816	16:02:13.600
2 -	40.383	22.624	1:03.007	69.01	8.574	16:03:16.607
3 -	33.489	22.041	55.530	78.31	1.097	16:04:12.137
4 -	33.178	21.996	55.174	78.81	0.741	16:05:07.311
5 -	33.288	21.907	55.195	78.78	0.762	16:06:02.506
6 -	32.853	21.877	54.730	79.45	0.297	16:06:57.236
7 -	32.863	21.793	54.656	79.56	0.223	16:07:51.892
8 -	32.536	22.093	54.629 (3)	79.60	0.196	16:08:46.521
9 -	32.675	21.758	54.433 (1)	79.88		16:09:40.954
10 -	32.867	21.567	54.434 (2)	79.88	0.001	16:10:35.388
11 -	33.249	21.506	54.755	79.41	0.322	16:11:30.143
12 -	33.243	21.859	55.102	78.91	0.669	16:12:25.245

P18 59		Martin FOORD		Suzuki -		
IDEAL LAP TIME : 55.277		BEST LAP TIME : 55.422		DIFFERENCE : 0.145		
LAP	SECTOR 1	SECTOR 2	LAP TIME	MPH	DIFF	TIME OF DAY
1 -		22.848	1:05.073	66.82	9.651	16:02:05.424
2 -	34.932	22.034	56.966	76.33	1.544	16:03:02.390
3 -	34.412	22.405	56.817	76.53	1.395	16:03:59.207
4 -	34.702	22.394	57.096	76.16	1.674	16:04:56.303
5 -	34.680	22.150	56.830	76.51	1.408	16:05:53.133
6 -	34.335	22.120	56.455	77.02	1.033	16:06:49.588
7 -	34.432	22.254	56.686	76.71	1.264	16:07:46.274
8 -	34.022	21.860	55.882 (3)	77.81	0.460	16:08:42.156
9 -	33.545	22.013	55.558 (2)	78.27	0.136	16:09:37.714
10 -	34.109	22.050	56.159	77.43	0.737	16:10:33.873
11 -	33.417	22.005	55.422 (1)	78.46		16:11:29.295
12 -	34.276	22.228	56.504	76.96	1.082	16:12:25.799

P19 81		Malvern MAY		Suzuki -		
IDEAL LAP TIME : 55.892		BEST LAP TIME : 55.892		DIFFERENCE : 0.000		
LAP	SECTOR 1	SECTOR 2	LAP TIME	MPH	DIFF	TIME OF DAY
1 -		22.481	1:03.311	68.68	7.419	16:02:03.662
2 -	34.083	22.280	56.363	77.15	0.471	16:03:00.025
3 -	33.693	22.199	55.892 (1)	77.80		16:03:55.917
4 -	33.887	22.326	56.213 (2)	77.35	0.321	16:04:52.130
5 -	34.039	22.244	56.283	77.26	0.391	16:05:48.413
6 -	33.800	22.486	56.286	77.25	0.394	16:06:44.699
7 -	33.944	22.320	56.264 (3)	77.28	0.372	16:07:40.963
8 -	34.025	22.516	56.541	76.91	0.649	16:08:37.504
9 -	34.467	22.971	57.438	75.70	1.546	16:09:34.942

Weather / Track : Cloudy / Dry

Brands Hatch Indy
Circuit Length = 1.2079 miles
Start: 16:01 Flag 16:11 End: 16:13

BMCRC - MRO Championships 2015 - Rnd 1 @ Brands Hatch Indy

MRO Minitwins inc Juniors

RACE 11 - SECTOR ANALYSIS

SECTOR 1 = FL to I1, SECTOR 2 = I1 to I2, SECTOR 3 = I2 to FL, DIFF = Difference To Personal Best Lap

10 -	34.395	22.726	57.121	76.12	1.229	16:10:32.063
11 -	33.991	22.782	56.773	76.59	0.881	16:11:28.836
12 -	34.716	22.479	57.195	76.03	1.303	16:12:26.031

P20 169		Robert MILES		Suzuki - The Bike Shop Long Eaton			
IDEAL LAP TIME : 54.978		BEST LAP TIME : 54.978		DIFFERENCE : 0.000			
LAP	SECTOR 1	SECTOR 2	LAP TIME	MPH	DIFF	TIME OF DAY	
1 -		22.767	1:05.770	66.11	10.792	16:02:06.121	
2 -	35.159	22.438	57.597	75.50	2.619	16:03:03.718	
3 -	34.551	22.320	56.871	76.46	1.893	16:04:00.589	
4 -	34.112	22.343	56.455	77.02	1.477	16:04:57.044	
5 -	34.398	22.246	56.644	76.77	1.666	16:05:53.688	
6 -	34.780	22.217	56.997	76.29	2.019	16:06:50.685	
7 -	34.039	22.191	56.230 (3)	77.33	1.252	16:07:46.915	
8 -	34.262	22.051	56.313	77.22	1.335	16:08:43.228	
9 -	33.242	21.736	54.978 (1)	79.09		16:09:38.206	
10 -	34.121	22.127	56.248	77.31	1.270	16:10:34.454	
11 -	33.426	21.760	55.186 (2)	78.79	0.208	16:11:29.640	
12 -	34.446	21.995	56.441	77.04	1.463	16:12:26.081	

P21 87		Tristan REVELL		Suzuki -			
IDEAL LAP TIME : 55.024		BEST LAP TIME : 55.024		DIFFERENCE : 0.000			
LAP	SECTOR 1	SECTOR 2	LAP TIME	MPH	DIFF	TIME OF DAY	
1 -		22.940	1:05.492	66.39	10.468	16:02:05.843	
2 -	34.949	22.551	57.500	75.62	2.476	16:03:03.343	
3 -	34.263	22.327	56.590	76.84	1.566	16:03:59.933	
4 -	34.176	22.448	56.624	76.79	1.600	16:04:56.557	
5 -	34.556	22.850	57.406	75.75	2.382	16:05:53.963	
6 -	34.454	22.377	56.831	76.51	1.807	16:06:50.794	
7 -	33.371	22.599	55.970 (3)	77.69	0.946	16:07:46.764	
8 -	35.020	22.124	57.144	76.09	2.120	16:08:43.908	
9 -	33.258	21.868	55.126 (2)	78.88	0.102	16:09:39.034	
10 -	33.925	22.117	56.042	77.59	1.018	16:10:35.076	
11 -	33.222	21.802	55.024 (1)	79.03		16:11:30.100	
12 -	34.261	22.292	56.553	76.89	1.529	16:12:26.653	

P22 28		Dominic VEASEY		Suzuki -			
IDEAL LAP TIME : 55.382		BEST LAP TIME : 55.453		DIFFERENCE : 0.071			
LAP	SECTOR 1	SECTOR 2	LAP TIME	MPH	DIFF	TIME OF DAY	
1 -		22.831	1:04.649	67.26	9.196	16:02:05.000	
2 -	33.910	22.555	56.465	77.01	1.012	16:03:01.465	
3 -	34.493	22.985	57.478	75.65	2.025	16:03:58.943	
4 -	34.181	22.793	56.974	76.32	1.521	16:04:55.917	
5 -	34.341	22.690	57.031	76.24	1.578	16:05:52.948	
6 -	34.194	22.839	57.033	76.24	1.580	16:06:49.981	
7 -	33.875	22.575	56.450	77.03	0.997	16:07:46.431	
8 -	34.546	22.366	56.912	76.40	1.459	16:08:43.343	
9 -	33.379	22.074	55.453 (1)	78.41		16:09:38.796	
10 -	34.008	22.118	56.126 (3)	77.47	0.673	16:10:34.922	
11 -	33.825	22.389	56.214	77.35	0.761	16:11:31.136	
12 -	33.308	22.525	55.833 (2)	77.88	0.380	16:12:26.969	

P23 48		Shaun WALLIS		Suzuki -			
IDEAL LAP TIME : 55.482		BEST LAP TIME : 55.494		DIFFERENCE : 0.012			
LAP	SECTOR 1	SECTOR 2	LAP TIME	MPH	DIFF	TIME OF DAY	
1 -		22.666	1:04.214	67.71	8.720	16:02:04.565	
2 -	34.597	22.402	56.999	76.29	1.505	16:03:01.564	
3 -	34.518	23.019	57.537	75.57	2.043	16:03:59.101	
4 -	34.382	22.571	56.953	76.35	1.459	16:04:56.054	
5 -	34.580	22.688	57.268	75.93	1.774	16:05:53.322	

Weather / Track : Cloudy / Dry

Brands Hatch Indy
Circuit Length = 1.2079 miles
Start: 16:01 Flag 16:11 End: 16:13

BMCRC - MRO Championships 2015 - Rnd 1 @ Brands Hatch Indy

MRO Minitwins inc Juniors

RACE 11 - SECTOR ANALYSIS

SECTOR 1 = FL to I1, SECTOR 2 = I1 to I2, SECTOR 3 = I2 to FL, DIFF = Difference To Personal Best Lap

6 -	35.249	23.296	58.545	74.27	3.051	16:06:51.867
7 -	34.178	22.152	56.330	77.19	0.836	16:07:48.197
8 -	33.584	22.399	55.983	77.67	0.489	16:08:44.180
9 -	33.429	22.066	55.495 (2)	78.36	0.001	16:09:39.675
10 -	33.416	22.078	55.494 (1)	78.36		16:10:35.169
11 -	33.866	22.303	56.169	77.42	0.675	16:11:31.338
12 -	33.535	22.112	55.647 (3)	78.14	0.153	16:12:26.985

P24 11 Paul TAFFURELLI		Suzuki - Jesfer Technology				
IDEAL LAP TIME : 55.388		BEST LAP TIME : 55.538		DIFFERENCE : 0.150		
LAP	SECTOR 1	SECTOR 2	LAP TIME	MPH	DIFF	TIME OF DAY
1 -		22.816	1:04.965	66.93	9.427	16:02:05.316
2 -	34.561	22.404	56.965	76.33	1.427	16:03:02.281
3 -	34.904	22.516	57.420	75.73	1.882	16:03:59.701
4 -	34.654	22.574	57.228	75.98	1.690	16:04:56.929
5 -	35.012	22.610	57.622	75.46	2.084	16:05:54.551
6 -	34.229	22.749	56.978	76.32	1.440	16:06:51.529
7 -	33.971	21.922	55.893 (3)	77.80	0.355	16:07:47.422
8 -	34.117	22.069	56.186	77.39	0.648	16:08:43.608
9 -	33.808	22.242	56.050	77.58	0.512	16:09:39.658
10 -	33.685	21.933	55.618 (2)	78.18	0.080	16:10:35.276
11 -	34.018	22.250	56.268	77.28	0.730	16:11:31.544
12 -	33.466	22.072	55.538 (1)	78.29		16:12:27.082

P25 45 Peter MOORE		Suzuki - Curphs Cuttings				
IDEAL LAP TIME : 55.889		BEST LAP TIME : 55.889		DIFFERENCE : 0.000		
LAP	SECTOR 1	SECTOR 2	LAP TIME	MPH	DIFF	TIME OF DAY
1 -		22.836	1:05.546	66.34	9.657	16:02:05.897
2 -	35.171	22.474	57.645	75.43	1.756	16:03:03.542
3 -	34.599	22.161	56.760	76.61	0.871	16:04:00.302
4 -	34.916	23.477	58.393	74.47	2.504	16:04:58.695
5 -	35.168	22.711	57.879	75.13	1.990	16:05:56.574
6 -	34.604	22.601	57.205	76.01	1.316	16:06:53.779
7 -	34.039	22.204	56.243 (2)	77.31	0.354	16:07:50.022
8 -	34.197	22.316	56.513 (3)	76.94	0.624	16:08:46.535
9 -	34.854	22.373	57.227	75.98	1.338	16:09:43.762
10 -	33.937	21.952	55.889 (1)	77.80		16:10:39.651
11 -	36.304	23.574	59.878	72.62	3.989	16:11:39.529

P26 20 Jose TOUCEDA		Suzuki - Cell2				
IDEAL LAP TIME : 57.221		BEST LAP TIME : 57.316		DIFFERENCE : 0.095		
LAP	SECTOR 1	SECTOR 2	LAP TIME	MPH	DIFF	TIME OF DAY
1 -		23.457	1:07.297	64.61	9.981	16:02:07.648
2 -	35.577	23.161	58.738	74.03	1.422	16:03:06.386
3 -	34.989	22.902	57.891	75.11	0.575	16:04:04.277
4 -	34.529	22.787	57.316 (1)	75.87		16:05:01.593
5 -	34.671	22.828	57.499	75.62	0.183	16:05:59.092
6 -	34.613	22.793	57.406 (3)	75.75	0.090	16:06:56.498
7 -	34.654	22.692	57.346 (2)	75.83	0.030	16:07:53.844
8 -	34.984	23.060	58.044	74.91	0.728	16:08:51.888
9 -	35.375	23.293	58.668	74.12	1.352	16:09:50.556
10 -	35.697	23.417	59.114	73.56	1.798	16:10:49.670
11 -	36.070	23.616	59.686	72.85	2.370	16:11:49.356

P27 23 Claire BECKETT		Suzuki -				
IDEAL LAP TIME : 57.591		BEST LAP TIME : 57.591		DIFFERENCE : 0.000		
LAP	SECTOR 1	SECTOR 2	LAP TIME	MPH	DIFF	TIME OF DAY
1 -		23.326	1:07.510	64.41	9.919	16:02:07.861
2 -	35.762	23.529	59.291	73.34	1.700	16:03:07.152
3 -	35.629	23.246	58.875	73.86	1.284	16:04:06.027

Weather / Track : Cloudy / Dry

Brands Hatch Indy
Circuit Length = 1.2079 miles
Start: 16:01 Flag 16:11 End: 16:13

BMCRC - MRO Championships 2015 - Rnd 1 @ Brands Hatch Indy

MRO Minitwins inc Juniors

RACE 11 - SECTOR ANALYSIS

SECTOR 1 = FL to I1, SECTOR 2 = I1 to I2, SECTOR 3 = I2 to FL, DIFF = Difference To Personal Best Lap

4 -	36.372	23.324	59.696	72.84	2.105	16:05:05.723
5 -	35.611	23.269	58.880	73.85	1.289	16:06:04.603
6 -	35.703	23.476	59.179	73.48	1.588	16:07:03.782
7 -	35.917	23.345	59.262	73.37	1.671	16:08:03.044
8 -	36.070	23.345	59.415	73.19	1.824	16:09:02.459
9 -	35.361	23.086	58.447 (3)	74.40	0.856	16:10:00.906
10 -	35.246	23.099	58.345 (2)	74.53	0.754	16:10:59.251
11 -	35.033	22.558	57.591 (1)	75.50		16:11:56.842

P28 71 Ben BURNAL		Suzuki -				
IDEAL LAP TIME : 57.236		BEST LAP TIME : 57.529		DIFFERENCE : 0.293		
LAP	SECTOR 1	SECTOR 2	LAP TIME	MPH	DIFF	TIME OF DAY
1 -		23.548	1:07.039	64.86	9.510	16:02:07.390
2 -	35.866	23.868	59.734	72.79	2.205	16:03:07.124
3 -	36.857	23.828	1:00.685	71.65	3.156	16:04:07.809
4 -	36.327	23.561	59.888	72.61	2.359	16:05:07.697
5 -	35.871	23.380	59.251	73.39	1.722	16:06:06.948
6 -	35.162	23.533	58.695	74.08	1.166	16:07:05.643
7 -	35.282	22.860	58.142 (3)	74.79	0.613	16:08:03.785
8 -	35.796	23.506	59.302	73.32	1.773	16:09:03.087
9 -	35.673	23.579	59.252	73.39	1.723	16:10:02.339
10 -	34.848	23.043	57.891 (2)	75.11	0.362	16:11:00.230
11 -	34.376	23.153	57.529 (1)	75.58		16:11:57.759

P29 63 Steve SMULOVIC		Suzuki - SFC Racing				
IDEAL LAP TIME : 58.090		BEST LAP TIME : 58.226		DIFFERENCE : 0.136		
LAP	SECTOR 1	SECTOR 2	LAP TIME	MPH	DIFF	TIME OF DAY
1 -		24.409	1:09.874	62.23	11.648	16:02:10.225
2 -	36.894	24.345	1:01.239	71.01	3.013	16:03:11.464
3 -	36.674	23.966	1:00.640	71.71	2.414	16:04:12.104
4 -	36.354	23.851	1:00.205	72.22	1.979	16:05:12.309
5 -	35.821	23.461	59.282	73.35	1.056	16:06:11.591
6 -	35.399	23.317	58.716	74.06	0.490	16:07:10.307
7 -	35.214	23.150	58.364	74.50	0.138	16:08:08.671
8 -	35.045	23.266	58.311 (3)	74.57	0.085	16:09:06.982
9 -	34.941	23.285	58.226 (1)	74.68		16:10:05.208
10 -	35.371	23.580	58.951	73.76	0.725	16:11:04.159
11 -	35.108	23.149	58.257 (2)	74.64	0.031	16:12:02.416

BMCRC - MRO Championships 2015 - Rnd 1 @ Brands Hatch Indy

MRO Minitwins inc Juniors

RACE 11 - BEST SECTORS

SECTOR 1			SECTOR 2			IDEAL / BEST COMPARISON						
POS	NO	NAME	TIME	NO	NAME	TIME	POS	NO	NAME	IDEAL	BEST	DIFF
									PERFECT LAP	51.951		
1	30	GOODE	31.203	40	WILBY	20.748	1	40	WILBY	51.997	52.034	0.037
2	40	WILBY	31.249	777	WILLIAMS	20.795	2	30	GOODE	52.000	52.185	0.185
3	777	WILLIAMS	31.264	30	GOODE	20.797	3	777	WILLIAMS	52.059	52.152	0.093
4	7	HICKLING	32.157	37	WILSON	21.211	4	64	BUXTON	53.489	53.615	0.126
5	64	BUXTON	32.177	35	WALSH	21.286	5	7	HICKLING	53.511	53.670	0.159
6	12	TAYLOR	32.203	64	BUXTON	21.312	6	37	WILSON	53.518	53.541	0.023
7	35	WALSH	32.287	7	HICKLING	21.354	7	35	WALSH	53.573	53.669	0.096
8	124	BUTLER	32.290	98	TOPPING	21.437	8	12	TAYLOR	53.648	53.648	0.000
9	37	WILSON	32.307	12	TAYLOR	21.445	9	98	TOPPING	53.876	54.003	0.127
10	54	JAMISON	32.414	54	JAMISON	21.485	10	124	BUTLER	53.895	53.895	0.000
11	98	TOPPING	32.439	22	POVAH	21.506	11	54	JAMISON	53.899	53.970	0.071
12	22	POVAH	32.536	94	READ	21.528	12	22	POVAH	54.042	54.433	0.391
13	94	READ	32.682	124	BUTLER	21.605	13	94	READ	54.210	54.351	0.141
14	52	JOHNSTON	32.713	52	JOHNSTON	21.654	14	52	JOHNSTON	54.367	54.453	0.086
15	58	COSTIN	32.840	58	COSTIN	21.688	15	58	COSTIN	54.528	54.727	0.199
16	87	REVELL	33.222	5	MANTELL	21.693	16	169	MILES	54.978	54.978	0.000
17	169	MILES	33.242	169	MILES	21.736	17	87	REVELL	55.024	55.024	0.000
18	28	VEASEY	33.308	3	NEWALL	21.798	18	5	MANTELL	55.068	55.201	0.133
19	5	MANTELL	33.375	87	REVELL	21.802	19	3	NEWALL	55.197	55.295	0.098
20	3	NEWALL	33.399	59	FOORD	21.860	20	59	FOORD	55.277	55.422	0.145
21	48	WALLIS	33.416	11	TAFFURELLI	21.922	21	28	VEASEY	55.382	55.453	0.071
22	59	FOORD	33.417	45	MOORE	21.952	22	11	TAFFURELLI	55.388	55.538	0.150
23	11	TAFFURELLI	33.466	48	WALLIS	22.066	23	48	WALLIS	55.482	55.494	0.012
24	81	MAY	33.693	28	VEASEY	22.074	24	45	MOORE	55.889	55.889	0.000
25	45	MOORE	33.937	81	MAY	22.199	25	81	MAY	55.892	55.892	0.000
26	71	BURNAL	34.376	23	BECKETT	22.558	26	20	TOUCEDA	57.221	57.316	0.095
27	20	TOUCEDA	34.529	20	TOUCEDA	22.692	27	71	BURNAL	57.236	57.529	0.293
28	63	SMULOVIC	34.941	71	BURNAL	22.860	28	23	BECKETT	57.591	57.591	0.000
29	23	BECKETT	35.033	63	SMULOVIC	23.149	29	63	SMULOVIC	58.090	58.226	0.136

Weather / Track : Cloudy / Dry

Results can be found at www.tsl-timing.com

Brands Hatch Indy
 Circuit Length = 1.2079 miles
 Start: 16:01 Flag 16:11 End: 16:13

Printed - 16:15 Saturday, 28 March 2015

BMCRC - MRO Championships 2015 - Rnd 1 @ Brands Hatch Indy

MRO Minitwins inc Juniors

RACE 1 - GRID



HOYL INSURANCE

ROW 12	35	2 Daniel COUZENS	34	73 Vincent LEWIN		
ROW 11	33	39 Rob WILLIAMS	32	8 Gerrard SPEAR	31	19 Kevin LILLEY
ROW 10	30	118 James PLUMMER	29	63 Steve SMULOVIC	28	71 Ben BURNAL
ROW 9	27	23 Claire BECKETT	26	20 Jose TOUCEDA	25	45 Peter MOORE
ROW 8	24	11 Paul TAFFURELLI	23	48 Shaun WALLIS	22	28 Dominic VEASEY
ROW 7	21	87 Tristan REVELL	20	169 Robert MILES	19	81 Malvern MAY
ROW 6	18	59 Martin FOORD	17	22 Jake POVAH	16	3 Marcus NEWALL
ROW 5	15	5 Barry MANTELL	14	52 Paul JOHNSTON	13	94 Oliver READ
ROW 4	12	58 Steve COSTIN	11	124 Kurtis BUTLER	10	35 Tyler WALSH
ROW 3	9	37 Stephen WILSON	8	12 Russell TAYLOR	7	54 Adam JAMISON
ROW 2	6	98 Steven TOPPING	5	7 Richard HICKLING	4	64 Joe BUXTON
ROW 1	3	30 Richard GOODE	2	777 Mason WILLIAMS	1	40 Paul WILBY
Pole						

Brands Hatch Indy
Circuit Length = 1.2079 miles

These results are provisional until the conclusion of any judicial and technical matters.

Clerk Of Course :	Timekeeper :
-------------------	--------------

Results can be found at www.tsl-timing.com

Printed - 16:16 Saturday, 28 March 2015



BMCRC - MRO Championships 2015 - Rnd 1 @ Brands Hatch Indy

MRO Minitwins inc Juniors

RACE 1 - CLASSIFICATION



HOYL INSURANCE

POS	NO	NAME	ENTRY	LAPS	TIME	GAP	DIFF	MPH	BEST	ON
1	777	Mason WILLIAMS	Suzuki -	12	11:42.531			74.27	56.964	12
2	40	Paul WILBY	Suzuki - Nutsmoto	12	11:47.495	4.964	4.964	73.75	57.756	6
3	30	Richard GOODE	Suzuki - Wps Ltd / Geoff Hand automotive engineeri	12	11:56.010	13.479	8.515	72.88	58.180	11
4	98	Steven TOPPING	Suzuki - HDS / Nutsmoto	12	12:05.667	23.136	9.657	71.91	58.835	5
5	54	Adam JAMISON	Suzuki -	12	12:20.342	37.811	14.675	70.48	1:00.402	7
6	35	Tyler WALSH	Suzuki - GBR Powerlines	12	12:28.359	45.828	8.017	69.73	1:00.564	9
7	22	Jake POVAH	Suzuki -	12	12:30.874	48.343	2.515	69.49	1:00.539	12
8	52	Paul JOHNSTON	Suzuki - ePayMe	12	12:32.462	49.931	1.588	69.34	1:01.120	8
9	37	Stephen WILSON	Suzuki -	12	12:32.602	50.071	0.140	69.33	1:00.414	10
10	124	Kurtis BUTLER	Suzuki -	11	11:45.271	1 Lap	1 Lap	67.82	1:03.039	7
11	3	Marcus NEWALL	Suzuki - Mum & Dad	11	11:52.313	1 Lap	7.042	67.15	1:03.190	4
12	59	Martin FOORD	Suzuki -	11	11:52.516	1 Lap	0.203	67.13	1:02.421	10
13	94	Oliver READ	Suzuki - Cavefit	11	12:10.361	1 Lap	17.845	65.49	1:04.760	7
14	58	Steve COSTIN	Suzuki -	11	12:15.319	1 Lap	4.958	65.05	1:04.045	11
15	5	Barry MANTELL	Suzuki - Streets Installations	11	12:19.105	1 Lap	3.786	64.71	1:05.629	9
16	169	Robert MILES	Suzuki - The Bike Shop Long Eaton	11	12:26.091	1 Lap	6.986	64.11	1:05.456	9
17	39	Rob WILLIAMS	Suzuki -	11	12:29.323	1 Lap	3.232	63.83	1:05.063	11
18	20	Jose TOUCEDA	Suzuki - Cell2	11	12:35.062	1 Lap	5.739	63.35	1:05.725	9
19	81	Malvern MAY	Suzuki -	11	12:38.590	1 Lap	3.528	63.05	1:06.500	10
20	48	Shaun WALLIS	Suzuki -	10	11:47.996	2 Laps	1 Lap	61.42	1:08.177	9

NOT CLASSIFIED

DNF	12	Russell TAYLOR	Suzuki -	11	11:30.659	1 Lap	0.000	69.25	1:00.638	10
DNF	11	Paul TAFFURELLI	Suzuki - Jesfer Technology	6	6:37.983	6 Laps	5 Laps	65.55	1:02.244	6
DNF	7	Richard HICKLING	Suzuki - Lids By Wood	5	5:06.914	7 Laps	1 Lap	70.84	58.677	5
DNF	23	Claire BECKETT	Suzuki -	5	5:34.809	7 Laps	27.895	64.94	1:02.775	5
DNF	63	Steve SMULOVIC	Suzuki - SFC Racing	5	5:56.581	7 Laps	21.772	60.97	1:07.938	5
DNF	45	Peter MOORE	Suzuki - Curphs Cuttings	3	3:42.168	9 Laps	2 Laps	58.72	1:10.425	2
DNF	64	Joe BUXTON	Suzuki - Buxton Racing	0						
DNF	87	Tristan REVELL	Suzuki -	0						

FASTEST LAP

777	Mason WILLIAMS	Suzuki -	12	56.964	76.33 mph	122.85 kph
-----	----------------	----------	----	--------	-----------	------------

90% of Race Speed = 66.84 mph

Brands Hatch Indy

Circuit Length = 1.2079 miles

Start: 11:04 Flag 11:16 End: 11:17

Weather / Track : Cloudy / Wet

These results are provisional until the conclusion of any judicial and technical matters.

Clerk Of Course :	Timekeeper :
-------------------	--------------

Results can be found at www.tsl-timing.com

Printed - 11:17 Sunday, 29 March 2015



BMCRC - MRO Championships 2015 - Rnd 1 @ Brands Hatch Indy

MRO Minitwins inc Juniors

RACE 1 - LAP CHART

LAP 1 @ 11:05:22.179		
NO	BEHIND	LAP TIME

777		1:02.964
40	1.117	1:04.081
30	3.808	1:06.772
98	4.106	1:07.070
7	4.620	1:07.584
54	5.303	1:08.267
124	6.413	1:09.377
35	6.566	1:09.530
22	6.847	1:09.811
3	7.822	1:10.786
12	8.607	1:11.571
37	9.608	1:12.572
52	10.289	1:13.253
5	11.019	1:13.983
94	11.392	1:14.356
59	11.678	1:14.642
11	11.847	1:14.811
58	13.735	1:16.699
23	13.905	1:16.869
48	14.100	1:17.064
169	15.449	1:18.413
81	15.712	1:18.676
20	16.855	1:19.819
45	16.997	1:19.961
63	18.024	1:20.988
39	19.525	1:22.489

LAP 2 @ 11:06:20.499		
NO	BEHIND	LAP TIME

777		58.320
40	2.347	59.550
30	5.631	1:00.143
98	5.996	1:00.210
7	7.726	1:01.426
54	9.062	1:02.079
35	11.093	1:02.847
124	11.366	1:03.273
22	12.480	1:03.953
3	14.908	1:05.406
12	15.000	1:04.713
37	15.354	1:04.066
52	15.554	1:03.585
5	18.637	1:05.938
59	19.582	1:06.224
94	19.693	1:06.621
11	20.104	1:06.577
23	20.258	1:04.673
58	22.772	1:07.357
48	25.206	1:09.426
169	25.733	1:08.604
81	27.154	1:09.762
20	27.480	1:08.945
45	29.102	1:10.425
63	29.415	1:09.711
39	30.113	1:08.908

LAP 3 @ 11:07:18.398		
NO	BEHIND	LAP TIME

777		57.899
40	3.810	59.362
30	7.317	59.585

98	7.603	59.506
7	10.008	1:00.181
54	11.842	1:00.679
35	15.114	1:01.920
124	16.988	1:03.521
22	17.539	1:02.958
12	19.097	1:01.996
3	20.656	1:03.647
52	20.941	1:03.286
37	21.054	1:03.599
59	26.705	1:05.022
5	26.855	1:06.117
94	27.887	1:06.093
11	28.066	1:05.861
23	28.340	1:05.981
58	32.170	1:07.297
169	37.154	1:09.320
48	37.492	1:10.185
20	37.978	1:08.397
81	38.287	1:09.032
63	39.987	1:08.471
39	40.683	1:08.469
45	42.985	1:11.782

LAP 4 @ 11:08:16.168		
NO	BEHIND	LAP TIME

777		57.770
40	4.363	58.323
30	8.337	58.790
98	8.923	59.090
7	11.284	59.046
54	14.493	1:00.421
35	18.316	1:00.972
22	21.839	1:02.070
12	23.974	1:02.647
124	23.994	1:04.776
37	24.210	1:00.926
52	24.606	1:01.435
3	26.076	1:03.190
59	32.670	1:03.735
5	34.958	1:05.873
23	35.081	1:04.511
94	35.200	1:05.083
11	35.401	1:05.105
58	41.552	1:07.152
169	46.302	1:06.918
20	48.485	1:08.277
48	48.768	1:09.046
81	49.404	1:08.887
39	50.273	1:07.360
63	51.690	1:09.473

LAP 5 @ 11:09:13.679		
NO	BEHIND	LAP TIME

777		57.511
40	5.054	58.202
30	9.066	58.240
98	10.247	58.835
7	12.450	58.677
54	18.026	1:01.044
35	21.743	1:00.938
22	25.916	1:01.588
37	27.449	1:00.750
12	28.151	1:01.688

52	28.867	1:01.772
124	30.437	1:03.954
3	33.430	1:04.865
59	39.676	1:04.517
23	40.345	1:02.775
11	41.275	1:03.385
94	43.903	1:06.214
5	43.994	1:06.547
58	50.251	1:06.210
169	55.441	1:06.650
20	58.122	1:07.148
48	59.846	1:08.589

LAP 6 @ 11:10:13.785		
NO	BEHIND	LAP TIME

777		1:00.106
81	1 Lap	1:08.378
39	1 Lap	1:07.855
63	1 Lap	1:07.938
40	2.704	57.756
30	7.666	58.706
98	9.773	59.632
54	18.648	1:00.728
35	23.149	1:01.512
22	28.150	1:02.340
37	28.892	1:01.549
12	29.673	1:01.628
52	30.040	1:01.279
124	33.700	1:03.369
3	38.436	1:05.112
59	42.926	1:03.356
11	43.413	1:02.244
94	48.633	1:04.836
5	50.744	1:06.856
58	55.941	1:05.796

LAP 7 @ 11:11:12.433		
NO	BEHIND	LAP TIME

777		58.648
40	2.851	58.795
169	1 Lap	1:06.588
20	1 Lap	1:07.271
30	8.327	59.309
39	1 Lap	1:06.651
81	1 Lap	1:07.967
48	1 Lap	1:08.874
98	11.035	59.910
54	20.402	1:00.402
35	25.778	1:01.277
22	31.679	1:02.177
37	32.328	1:02.084
12	32.554	1:01.529
52	33.082	1:01.690
124	38.091	1:03.039
3	45.065	1:05.277
59	48.120	1:03.842
94	54.745	1:04.760

LAP 8 @ 11:12:12.054		
NO	BEHIND	LAP TIME

777		59.621
5	1 Lap	1:07.770
40	2.404	59.174

58	1 Lap	1:04.973
30	8.112	59.406
169	1 Lap	1:07.266
98	12.804	1:01.390
20	1 Lap	1:06.928
39	1 Lap	1:06.225
81	1 Lap	1:07.169
48	1 Lap	1:08.541
54	21.322	1:00.541
35	28.281	1:02.124
22	33.553	1:01.495
37	34.145	1:01.438
52	34.581	1:01.120
12	34.946	1:02.013
124	41.776	1:03.306
3	49.249	1:03.805
59	51.268	1:02.769

LAP 9 @ 11:13:10.066		
NO	BEHIND	LAP TIME

777		58.012
40	2.559	58.167
94	1 Lap	1:05.554
30	9.485	59.385
5	1 Lap	1:07.375
58	1 Lap	1:05.269
98	14.722	59.930
169	1 Lap	1:05.710
20	1 Lap	1:06.668
39	1 Lap	1:05.658
54	25.829	1:02.519
81	1 Lap	1:07.938
48	1 Lap	1:09.006
35	30.833	1:00.564
22	37.276	1:01.735
37	37.445	1:01.312
12	37.803	1:00.869
52	37.941	1:01.372
124	47.098	1:03.334
3	54.639	1:03.402
59	55.707	1:02.451

LAP 10 @ 11:14:07.297		
NO	BEHIND	LAP TIME

777		57.231
40	3.338	58.010
30	11.119	58.865
94	1 Lap	1:05.796
98	17.895	1:00.404
5	1 Lap	1:05.629
58	1 Lap	1:05.558
169	1 Lap	1:05.456
54	29.935	1:01.337
20	1 Lap	1:05.725
39	1 Lap	1:05.577
35	36.027	1:02.425
81	1 Lap	1:07.009
37	40.628	1:00.414
48	1 Lap	1:08.177
22	41.006	1:00.961
12	41.210	1:00.638
52	41.875	1:01.165
124	53.800	1:03.933

LAP 11 @ 11:15:04.782		
NO	BEHIND	LAP TIME

777		57.485
3	1 Lap	1:03.271
59	1 Lap	1:02.421
40	3.770	57.917
30	11.814	58.180
94	1 Lap	1:05.833
98	19.858	59.448
58	1 Lap	1:04.963
5	1 Lap	1:06.596
54	34.040	1:01.590
169	1 Lap	1:05.543
39	1 Lap	1:05.068
35	40.115	1:01.573
20	1 Lap	1:07.464
22	44.768	1:01.247
12	45.092	1:01.367
52	45.566	1:01.176
37	45.577	1:02.434
81	1 Lap	1:06.500

LAP 12 @ 11:16:01.746		
NO	BEHIND	LAP TIME

777		56.964
124	1 Lap	1:03.389
40	4.964	58.158
48	2 Laps	1:19.088
3	1 Lap	1:03.552
59	1 Lap	1:03.537
30	13.479	58.629
98	23.136	1:00.242
94	1 Lap	1:05.215
58	1 Lap	1:04.045
5	1 Lap	1:06.421
54	37.811	1:00.735
169	1 Lap	1:05.623
35	45.828	1:02.677
39	1 Lap	1:05.063
22	48.343	1:00.539
52	49.931	1:01.329
37	50.071	1:01.458
20	1 Lap	1:08.420
81	1 Lap	1:07.272

Weather / Track : Cloudy / Wet

Results can be found at www.tsl-timing.com

Brands Hatch Indy
Circuit Length = 1.2079 miles
Start: 11:04 Flag 11:16 End: 11:17

Printed - 11:18 Sunday, 29 March 2015

BMCRC - MRO Championships 2015 - Rnd 1 @ Brands Hatch Indy

MRO Minitwins inc Juniors

RACE 1 - SECTOR ANALYSIS

SECTOR 1 = FL to I1, SECTOR 2 = I1 to I2, SECTOR 3 = I2 to FL, DIFF = Difference To Personal Best Lap

P1 777		Mason WILLIAMS		Suzuki -		
IDEAL LAP TIME : 56.964		BEST LAP TIME : 56.964		DIFFERENCE : 0.000		
LAP	SECTOR 1	SECTOR 2	LAP TIME	MPH	DIFF	TIME OF DAY
1 -		23.231	1:02.964	69.06	6.000	11:05:22.179
2 -	35.059	23.261	58.320	74.56	1.356	11:06:20.499
3 -	34.790	23.109	57.899	75.10	0.935	11:07:18.398
4 -	34.814	22.956	57.770	75.27	0.806	11:08:16.168
5 -	34.622	22.889	57.511	75.61	0.547	11:09:13.679
6 -	35.888	24.218	1:00.106	72.34	3.142	11:10:13.785
7 -	35.318	23.330	58.648	74.14	1.684	11:11:12.433
8 -	36.438	23.183	59.621	72.93	2.657	11:12:12.054
9 -	34.961	23.051	58.012	74.96	1.048	11:13:10.066
10 -	34.389	22.842	57.231 (2)	75.98	0.267	11:14:07.297
11 -	34.712	22.773	57.485 (3)	75.64	0.521	11:15:04.782
12 -	34.240	22.724	56.964 (1)	76.33		11:16:01.746

P2 40		Paul WILBY		Suzuki - Nutsmoto		
IDEAL LAP TIME : 57.498		BEST LAP TIME : 57.756		DIFFERENCE : 0.258		
LAP	SECTOR 1	SECTOR 2	LAP TIME	MPH	DIFF	TIME OF DAY
1 -		23.564	1:04.081	67.86	6.325	11:05:23.296
2 -	35.948	23.602	59.550	73.02	1.794	11:06:22.846
3 -	36.131	23.231	59.362	73.25	1.606	11:07:22.208
4 -	35.351	22.972	58.323	74.56	0.567	11:08:20.531
5 -	35.109	23.093	58.202	74.71	0.446	11:09:18.733
6 -	34.920	22.836	57.756 (1)	75.29		11:10:16.489
7 -	35.498	23.297	58.795	73.96	1.039	11:11:15.284
8 -	35.396	23.778	59.174	73.48	1.418	11:12:14.458
9 -	35.104	23.063	58.167	74.76	0.411	11:13:12.625
10 -	35.018	22.992	58.010 (3)	74.96	0.254	11:14:10.635
11 -	34.662	23.255	57.917 (2)	75.08	0.161	11:15:08.552
12 -	35.184	22.974	58.158	74.77	0.402	11:16:06.710

P3 30		Richard GOODE		Suzuki - Wps Ltd / Geoff Hand automotive engineering		
IDEAL LAP TIME : 58.180		BEST LAP TIME : 58.180		DIFFERENCE : 0.000		
LAP	SECTOR 1	SECTOR 2	LAP TIME	MPH	DIFF	TIME OF DAY
1 -		24.349	1:06.772	65.12	8.592	11:05:25.987
2 -	36.576	23.567	1:00.143	72.30	1.963	11:06:26.130
3 -	36.220	23.365	59.585	72.98	1.405	11:07:25.715
4 -	35.370	23.420	58.790	73.96	0.610	11:08:24.505
5 -	35.035	23.205	58.240 (2)	74.66	0.060	11:09:22.745
6 -	35.407	23.299	58.706	74.07	0.526	11:10:21.451
7 -	35.397	23.912	59.309	73.32	1.129	11:11:20.760
8 -	35.835	23.571	59.406	73.20	1.226	11:12:20.166
9 -	35.420	23.965	59.385	73.22	1.205	11:13:19.551
10 -	35.315	23.550	58.865	73.87	0.685	11:14:18.416
11 -	34.988	23.192	58.180 (1)	74.74		11:15:16.596
12 -	35.164	23.465	58.629 (3)	74.17	0.449	11:16:15.225

P4 98		Steven TOPPING		Suzuki - HDS / Nutsmoto		
IDEAL LAP TIME : 58.832		BEST LAP TIME : 58.835		DIFFERENCE : 0.003		
LAP	SECTOR 1	SECTOR 2	LAP TIME	MPH	DIFF	TIME OF DAY
1 -		24.463	1:07.070	64.83	8.235	11:05:26.285
2 -	36.659	23.551	1:00.210	72.22	1.375	11:06:26.495
3 -	36.117	23.389	59.506	73.07	0.671	11:07:26.001
4 -	35.687	23.403	59.090 (2)	73.59	0.255	11:08:25.091
5 -	35.550	23.285	58.835 (1)	73.91		11:09:23.926
6 -	36.070	23.562	59.632	72.92	0.797	11:10:23.558
7 -	35.547	24.363	59.910	72.58	1.075	11:11:23.468
8 -	37.390	24.000	1:01.390	70.83	2.555	11:12:24.858
9 -	36.058	23.872	59.930	72.56	1.095	11:13:24.788

Weather / Track : Cloudy / Wet

Brands Hatch Indy
Circuit Length = 1.2079 miles
Start: 11:04 Flag 11:16 End: 11:17

BMCRC - MRO Championships 2015 - Rnd 1 @ Brands Hatch Indy

MRO Minitwins inc Juniors

RACE 1 - SECTOR ANALYSIS

SECTOR 1 = FL to I1, SECTOR 2 = I1 to I2, SECTOR 3 = I2 to FL, DIFF = Difference To Personal Best Lap

10 -	36.303	24.101	1:00.404	71.99	1.569	11:14:25.192
11 -	35.844	23.604	59.448 (3)	73.14	0.613	11:15:24.640
12 -	36.384	23.858	1:00.242	72.18	1.407	11:16:24.882

P5	54	Adam JAMISON	Suzuki -
IDEAL LAP TIME : 1:00.150		BEST LAP TIME : 1:00.402	DIFFERENCE : 0.252

LAP	SECTOR 1	SECTOR 2	LAP TIME	MPH	DIFF	TIME OF DAY
1 -		25.020	1:08.267	63.69	7.865	11:05:27.482
2 -	37.726	24.353	1:02.079	70.04	1.677	11:06:29.561
3 -	36.502	24.177	1:00.679	71.66	0.277	11:07:30.240
4 -	36.516	23.905	1:00.421 (2)	71.97	0.019	11:08:30.661
5 -	36.683	24.361	1:01.044	71.23	0.642	11:09:31.705
6 -	36.814	23.914	1:00.728	71.60	0.326	11:10:32.433
7 -	36.245	24.157	1:00.402 (1)	71.99		11:11:32.835
8 -	36.437	24.104	1:00.541 (3)	71.82	0.139	11:12:33.376
9 -	37.430	25.089	1:02.519	69.55	2.117	11:13:35.895
10 -	36.362	24.975	1:01.337	70.89	0.935	11:14:37.232
11 -	36.774	24.816	1:01.590	70.60	1.188	11:15:38.822
12 -	36.584	24.151	1:00.735	71.59	0.333	11:16:39.557

P6	35	Tyler WALSH	Suzuki - GBR Powerlines
IDEAL LAP TIME : 1:00.564		BEST LAP TIME : 1:00.564	DIFFERENCE : 0.000

LAP	SECTOR 1	SECTOR 2	LAP TIME	MPH	DIFF	TIME OF DAY
1 -		25.570	1:09.530	62.54	8.966	11:05:28.745
2 -	38.210	24.637	1:02.847	69.19	2.283	11:06:31.592
3 -	37.488	24.432	1:01.920	70.22	1.356	11:07:33.512
4 -	36.770	24.202	1:00.972 (3)	71.32	0.408	11:08:34.484
5 -	36.687	24.251	1:00.938 (2)	71.36	0.374	11:09:35.422
6 -	37.238	24.274	1:01.512	70.69	0.948	11:10:36.934
7 -	37.054	24.223	1:01.277	70.96	0.713	11:11:38.211
8 -	37.699	24.425	1:02.124	69.99	1.560	11:12:40.335
9 -	36.601	23.963	1:00.564 (1)	71.80		11:13:40.899
10 -	37.395	25.030	1:02.425	69.66	1.861	11:14:43.324
11 -	37.372	24.201	1:01.573	70.62	1.009	11:15:44.897
12 -	37.905	24.772	1:02.677	69.38	2.113	11:16:47.574

P7	22	Jake POVAH	Suzuki -
IDEAL LAP TIME : 1:00.539		BEST LAP TIME : 1:00.539	DIFFERENCE : 0.000

LAP	SECTOR 1	SECTOR 2	LAP TIME	MPH	DIFF	TIME OF DAY
1 -		25.325	1:09.811	62.29	9.272	11:05:29.026
2 -	38.790	25.163	1:03.953	67.99	3.414	11:06:32.979
3 -	37.954	25.004	1:02.958	69.07	2.419	11:07:35.937
4 -	37.505	24.565	1:02.070	70.05	1.531	11:08:38.007
5 -	37.260	24.328	1:01.588	70.60	1.049	11:09:39.595
6 -	37.079	25.261	1:02.340	69.75	1.801	11:10:41.935
7 -	37.568	24.609	1:02.177	69.93	1.638	11:11:44.112
8 -	37.068	24.427	1:01.495	70.71	0.956	11:12:45.607
9 -	37.371	24.364	1:01.735	70.43	1.196	11:13:47.342
10 -	36.697	24.264	1:00.961 (2)	71.33	0.422	11:14:48.303
11 -	36.703	24.544	1:01.247 (3)	71.00	0.708	11:15:49.550
12 -	36.476	24.063	1:00.539 (1)	71.83		11:16:50.089

P8	52	Paul JOHNSTON	Suzuki - ePayMe
IDEAL LAP TIME : 1:00.716		BEST LAP TIME : 1:01.120	DIFFERENCE : 0.404

LAP	SECTOR 1	SECTOR 2	LAP TIME	MPH	DIFF	TIME OF DAY
1 -		26.384	1:13.253	59.36	12.133	11:05:32.468
2 -	38.258	25.327	1:03.585	68.39	2.465	11:06:36.053
3 -	38.025	25.261	1:03.286	68.71	2.166	11:07:39.339
4 -	36.990	24.445	1:01.435	70.78	0.315	11:08:40.774
5 -	37.180	24.592	1:01.772	70.39	0.652	11:09:42.546

Weather / Track : Cloudy / Wet

Brands Hatch Indy
Circuit Length = 1.2079 miles
Start: 11:04 Flag 11:16 End: 11:17

BMCRC - MRO Championships 2015 - Rnd 1 @ Brands Hatch Indy

MRO Minitwins inc Juniors

RACE 1 - SECTOR ANALYSIS

SECTOR 1 = FL to I1, SECTOR 2 = I1 to I2, SECTOR 3 = I2 to FL, DIFF = Difference To Personal Best Lap

6 -	36.955	24.324	1:01.279	70.96	0.159	11:10:43.825
7 -	37.073	24.617	1:01.690	70.49	0.570	11:11:45.515
8 -	36.678	24.442	1:01.120 (1)	71.14		11:12:46.635
9 -	36.710	24.662	1:01.372	70.85	0.252	11:13:48.007
10 -	36.856	24.309	1:01.165 (2)	71.09	0.045	11:14:49.172
11 -	36.554	24.622	1:01.176 (3)	71.08	0.056	11:15:50.348
12 -	36.407	24.922	1:01.329	70.90	0.209	11:16:51.677

P9 37		Stephen WILSON		Suzuki -			
IDEAL LAP TIME : 1:00.291		BEST LAP TIME : 1:00.414		DIFFERENCE : 0.123			
LAP	SECTOR 1	SECTOR 2	LAP TIME	MPH	DIFF	TIME OF DAY	
1 -		25.912	1:12.572	59.92	12.158	11:05:31.787	
2 -	38.517	25.549	1:04.066	67.87	3.652	11:06:35.853	
3 -	38.191	25.408	1:03.599	68.37	3.185	11:07:39.452	
4 -	36.425	24.501	1:00.926 (3)	71.37	0.512	11:08:40.378	
5 -	36.533	24.217	1:00.750 (2)	71.58	0.336	11:09:41.128	
6 -	36.989	24.560	1:01.549	70.65	1.135	11:10:42.677	
7 -	37.176	24.908	1:02.084	70.04	1.670	11:11:44.761	
8 -	37.156	24.282	1:01.438	70.78	1.024	11:12:46.199	
9 -	37.008	24.304	1:01.312	70.92	0.898	11:13:47.511	
10 -	36.074	24.340	1:00.414 (1)	71.98		11:14:47.925	
11 -	36.923	25.511	1:02.434	69.65	2.020	11:15:50.359	
12 -	36.412	25.046	1:01.458	70.75	1.044	11:16:51.817	

P10 124		Kurtis BUTLER		Suzuki -			
IDEAL LAP TIME : 1:02.512		BEST LAP TIME : 1:03.039		DIFFERENCE : 0.527			
LAP	SECTOR 1	SECTOR 2	LAP TIME	MPH	DIFF	TIME OF DAY	
1 -		25.350	1:09.377	62.68	6.338	11:05:28.592	
2 -	38.604	24.669	1:03.273 (2)	68.72	0.234	11:06:31.865	
3 -	38.325	25.196	1:03.521	68.45	0.482	11:07:35.386	
4 -	39.038	25.738	1:04.776	67.13	1.737	11:08:40.162	
5 -	39.331	24.623	1:03.954	67.99	0.915	11:09:44.116	
6 -	38.110	25.259	1:03.369	68.62	0.330	11:10:47.485	
7 -	38.095	24.944	1:03.039 (1)	68.98		11:11:50.524	
8 -	38.308	24.998	1:03.306 (3)	68.69	0.267	11:12:53.830	
9 -	37.889	25.445	1:03.334	68.66	0.295	11:13:57.164	
10 -	38.398	25.535	1:03.933	68.01	0.894	11:15:01.097	
11 -	38.260	25.129	1:03.389	68.60	0.350	11:16:04.486	

P11 3		Marcus NEWALL		Suzuki - Mum & Dad			
IDEAL LAP TIME : 1:02.887		BEST LAP TIME : 1:03.190		DIFFERENCE : 0.303			
LAP	SECTOR 1	SECTOR 2	LAP TIME	MPH	DIFF	TIME OF DAY	
1 -		25.787	1:10.786	61.43	7.596	11:05:30.001	
2 -	39.856	25.550	1:05.406	66.48	2.216	11:06:35.407	
3 -	38.443	25.204	1:03.647	68.32	0.457	11:07:39.054	
4 -	38.227	24.963	1:03.190 (1)	68.81		11:08:42.244	
5 -	39.547	25.318	1:04.865	67.04	1.675	11:09:47.109	
6 -	39.689	25.423	1:05.112	66.78	1.922	11:10:52.221	
7 -	39.445	25.832	1:05.277	66.61	2.087	11:11:57.498	
8 -	39.055	24.750	1:03.805	68.15	0.615	11:13:01.303	
9 -	38.476	24.926	1:03.402 (3)	68.58	0.212	11:14:04.705	
10 -	38.432	24.839	1:03.271 (2)	68.72	0.081	11:15:07.976	
11 -	38.892	24.660	1:03.552	68.42	0.362	11:16:11.528	

P12 59		Martin FOORD		Suzuki -			
IDEAL LAP TIME : 1:01.953		BEST LAP TIME : 1:02.421		DIFFERENCE : 0.468			
LAP	SECTOR 1	SECTOR 2	LAP TIME	MPH	DIFF	TIME OF DAY	
1 -		26.802	1:14.642	58.25	12.221	11:05:33.857	
2 -	40.137	26.087	1:06.224	65.66	3.803	11:06:40.081	
3 -	39.813	25.209	1:05.022	66.87	2.601	11:07:45.103	

Weather / Track : Cloudy / Wet

Brands Hatch Indy
Circuit Length = 1.2079 miles
Start: 11:04 Flag 11:16 End: 11:17

BMCRC - MRO Championships 2015 - Rnd 1 @ Brands Hatch Indy

MRO Minitwins inc Juniors

RACE 1 - SECTOR ANALYSIS

SECTOR 1 = FL to I1, SECTOR 2 = I1 to I2, SECTOR 3 = I2 to FL, DIFF = Difference To Personal Best Lap

4 -	38.949	24.786	1:03.735	68.22	1.314	11:08:48.838
5 -	39.352	25.165	1:04.517	67.40	2.096	11:09:53.355
6 -	39.044	24.312	1:03.356	68.63	0.935	11:10:56.711
7 -	38.857	24.985	1:03.842	68.11	1.421	11:12:00.553
8 -	38.275	24.494	1:02.769 (3)	69.27	0.348	11:13:03.322
9 -	37.944	24.507	1:02.451 (2)	69.63	0.030	11:14:05.773
10 -	38.412	24.009	1:02.421 (1)	69.66		11:15:08.194
11 -	38.807	24.730	1:03.537	68.44	1.116	11:16:11.731

P13 94		Oliver READ		Suzuki - Cavefit			
IDEAL LAP TIME : 1:04.384		BEST LAP TIME : 1:04.760		DIFFERENCE : 0.376			
LAP	SECTOR 1	SECTOR 2	LAP TIME	MPH	DIFF	TIME OF DAY	
1 -		26.814	1:14.356	58.48	9.596	11:05:33.571	
2 -	40.165	26.456	1:06.621	65.27	1.861	11:06:40.192	
3 -	40.415	25.678	1:06.093	65.79	1.333	11:07:46.285	
4 -	39.637	25.446	1:05.083 (3)	66.81	0.323	11:08:51.368	
5 -	40.244	25.970	1:06.214	65.67	1.454	11:09:57.582	
6 -	39.280	25.556	1:04.836 (2)	67.07	0.076	11:11:02.418	
7 -	38.938	25.822	1:04.760 (1)	67.14		11:12:07.178	
8 -	39.953	25.601	1:05.554	66.33	0.794	11:13:12.732	
9 -	39.670	26.126	1:05.796	66.09	1.036	11:14:18.528	
10 -	39.584	26.249	1:05.833	66.05	1.073	11:15:24.361	
11 -	39.269	25.946	1:05.215	66.68	0.455	11:16:29.576	

P14 58		Steve COSTIN		Suzuki -			
IDEAL LAP TIME : 1:04.045		BEST LAP TIME : 1:04.045		DIFFERENCE : 0.000			
LAP	SECTOR 1	SECTOR 2	LAP TIME	MPH	DIFF	TIME OF DAY	
1 -		27.577	1:16.699	56.69	12.654	11:05:35.914	
2 -	41.007	26.350	1:07.357	64.56	3.312	11:06:43.271	
3 -	39.883	27.414	1:07.297	64.61	3.252	11:07:50.568	
4 -	40.301	26.851	1:07.152	64.75	3.107	11:08:57.720	
5 -	39.928	26.282	1:06.210	65.67	2.165	11:10:03.930	
6 -	39.435	26.361	1:05.796	66.09	1.751	11:11:09.726	
7 -	39.327	25.646	1:04.973 (3)	66.92	0.928	11:12:14.699	
8 -	39.472	25.797	1:05.269	66.62	1.224	11:13:19.968	
9 -	39.786	25.772	1:05.558	66.33	1.513	11:14:25.526	
10 -	39.300	25.663	1:04.963 (2)	66.93	0.918	11:15:30.489	
11 -	38.827	25.218	1:04.045 (1)	67.89		11:16:34.534	

P15 5		Barry MANTELL		Suzuki - Streets Installations			
IDEAL LAP TIME : 1:05.466		BEST LAP TIME : 1:05.629		DIFFERENCE : 0.163			
LAP	SECTOR 1	SECTOR 2	LAP TIME	MPH	DIFF	TIME OF DAY	
1 -		26.885	1:13.983	58.77	8.354	11:05:33.198	
2 -	39.454	26.484	1:05.938 (3)	65.94	0.309	11:06:39.136	
3 -	40.105	26.012	1:06.117	65.77	0.488	11:07:45.253	
4 -	39.761	26.112	1:05.873 (2)	66.01	0.244	11:08:51.126	
5 -	40.249	26.298	1:06.547	65.34	0.918	11:09:57.673	
6 -	40.206	26.650	1:06.856	65.04	1.227	11:11:04.529	
7 -	41.223	26.547	1:07.770	64.16	2.141	11:12:12.299	
8 -	40.823	26.552	1:07.375	64.54	1.746	11:13:19.674	
9 -	39.607	26.022	1:05.629 (1)	66.26		11:14:25.303	
10 -	40.468	26.128	1:06.596	65.29	0.967	11:15:31.899	
11 -	39.679	26.742	1:06.421	65.47	0.792	11:16:38.320	

P16 169		Robert MILES		Suzuki - The Bike Shop Long Eaton			
IDEAL LAP TIME : 1:05.142		BEST LAP TIME : 1:05.456		DIFFERENCE : 0.314			
LAP	SECTOR 1	SECTOR 2	LAP TIME	MPH	DIFF	TIME OF DAY	
1 -		27.547	1:18.413	55.45	12.957	11:05:37.628	
2 -	42.331	26.273	1:08.604	63.38	3.148	11:06:46.232	
3 -	42.117	27.203	1:09.320	62.73	3.864	11:07:55.552	

Weather / Track : Cloudy / Wet

Brands Hatch Indy
Circuit Length = 1.2079 miles
Start: 11:04 Flag 11:16 End: 11:17

BMCRC - MRO Championships 2015 - Rnd 1 @ Brands Hatch Indy

MRO Minitwins inc Juniors

RACE 1 - SECTOR ANALYSIS

SECTOR 1 = FL to I1, SECTOR 2 = I1 to I2, SECTOR 3 = I2 to FL, DIFF = Difference To Personal Best Lap

4 -	40.756	26.162	1:06.918	64.98	1.462	11:09:02.470
5 -	40.319	26.331	1:06.650	65.24	1.194	11:10:09.120
6 -	40.047	26.541	1:06.588	65.30	1.132	11:11:15.708
7 -	40.883	26.383	1:07.266	64.64	1.810	11:12:22.974
8 -	39.947	25.763	1:05.710	66.17	0.254	11:13:28.684
9 -	39.379	26.077	1:05.456 (1)	66.43		11:14:34.140
10 -	39.593	25.950	1:05.543 (2)	66.34	0.087	11:15:39.683
11 -	39.412	26.211	1:05.623 (3)	66.26	0.167	11:16:45.306

P17 39 Rob WILLIAMS		Suzuki -				
IDEAL LAP TIME : 1:04.925		BEST LAP TIME : 1:05.063		DIFFERENCE : 0.138		
LAP	SECTOR 1	SECTOR 2	LAP TIME	MPH	DIFF	TIME OF DAY
1 -		28.463	1:22.489	52.71	17.426	11:05:41.704
2 -	41.747	27.161	1:08.908	63.10	3.845	11:06:50.612
3 -	41.502	26.967	1:08.469	63.51	3.406	11:07:59.081
4 -	40.839	26.521	1:07.360	64.55	2.297	11:09:06.441
5 -	40.988	26.867	1:07.855	64.08	2.792	11:10:14.296
6 -	40.014	26.637	1:06.651	65.24	1.588	11:11:20.947
7 -	40.373	25.852	1:06.225	65.66	1.162	11:12:27.172
8 -	39.538	26.120	1:05.658	66.23	0.595	11:13:32.830
9 -	39.561	26.016	1:05.577 (3)	66.31	0.514	11:14:38.407
10 -	39.119	25.949	1:05.068 (2)	66.83	0.005	11:15:43.475
11 -	39.073	25.990	1:05.063 (1)	66.83		11:16:48.538

P18 20 Jose TOUCEDA		Suzuki - Cell2				
IDEAL LAP TIME : 1:05.703		BEST LAP TIME : 1:05.725		DIFFERENCE : 0.022		
LAP	SECTOR 1	SECTOR 2	LAP TIME	MPH	DIFF	TIME OF DAY
1 -		27.978	1:19.819	54.48	14.094	11:05:39.034
2 -	42.080	26.865	1:08.945	63.07	3.220	11:06:47.979
3 -	41.628	26.769	1:08.397	63.57	2.672	11:07:56.376
4 -	41.517	26.760	1:08.277	63.69	2.552	11:09:04.653
5 -	40.606	26.542	1:07.148	64.76	1.423	11:10:11.801
6 -	40.797	26.474	1:07.271	64.64	1.546	11:11:19.072
7 -	40.648	26.280	1:06.928 (3)	64.97	1.203	11:12:26.000
8 -	40.285	26.383	1:06.668 (2)	65.22	0.943	11:13:32.668
9 -	39.423	26.302	1:05.725 (1)	66.16		11:14:38.393
10 -	40.821	26.643	1:07.464	64.45	1.739	11:15:45.857
11 -	40.208	28.212	1:08.420	63.55	2.695	11:16:54.277

P19 81 Malvern MAY		Suzuki -				
IDEAL LAP TIME : 1:06.080		BEST LAP TIME : 1:06.500		DIFFERENCE : 0.420		
LAP	SECTOR 1	SECTOR 2	LAP TIME	MPH	DIFF	TIME OF DAY
1 -		28.546	1:18.676	55.27	12.176	11:05:37.891
2 -	42.511	27.251	1:09.762	62.33	3.262	11:06:47.653
3 -	41.572	27.460	1:09.032	62.99	2.532	11:07:56.685
4 -	41.740	27.147	1:08.887	63.12	2.387	11:09:05.572
5 -	41.387	26.991	1:08.378	63.59	1.878	11:10:13.950
6 -	41.193	26.774	1:07.967	63.98	1.467	11:11:21.917
7 -	40.827	26.342	1:07.169 (3)	64.74	0.669	11:12:29.086
8 -	41.461	26.477	1:07.938	64.00	1.438	11:13:37.024
9 -	40.518	26.491	1:07.009 (2)	64.89	0.509	11:14:44.033
10 -	40.473	26.027	1:06.500 (1)	65.39		11:15:50.533
11 -	40.053	27.219	1:07.272	64.64	0.772	11:16:57.805

P20 48 Shaun WALLIS		Suzuki -				
IDEAL LAP TIME : 1:07.443		BEST LAP TIME : 1:08.177		DIFFERENCE : 0.734		
LAP	SECTOR 1	SECTOR 2	LAP TIME	MPH	DIFF	TIME OF DAY
1 -		28.216	1:17.064	56.42	8.887	11:05:36.279
2 -	42.186	27.240	1:09.426	62.63	1.249	11:06:45.705
3 -	42.185	28.000	1:10.185	61.95	2.008	11:07:55.890

Weather / Track : Cloudy / Wet

Brands Hatch Indy
Circuit Length = 1.2079 miles
Start: 11:04 Flag 11:16 End: 11:17

BMCRC - MRO Championships 2015 - Rnd 1 @ Brands Hatch Indy

MRO Minitwins inc Juniors

RACE 1 - SECTOR ANALYSIS

SECTOR 1 = FL to I1, SECTOR 2 = I1 to I2, SECTOR 3 = I2 to FL, DIFF = Difference To Personal Best Lap

4 -	41.495	27.551	1:09.046	62.98	0.869	11:09:04.936
5 -	41.307	27.282	1:08.589 (3)	63.40	0.412	11:10:13.525
6 -	42.120	26.754	1:08.874	63.13	0.697	11:11:22.399
7 -	41.210	27.331	1:08.541 (2)	63.44	0.364	11:12:30.940
8 -	41.882	27.124	1:09.006	63.01	0.829	11:13:39.946
9 -	40.689	27.488	1:08.177 (1)	63.78		11:14:48.123
10 -	51.233	27.855	1:19.088	54.98	10.911	11:16:07.211

P21 12		Russell TAYLOR		Suzuki -			
IDEAL LAP TIME : 1:00.374		BEST LAP TIME : 1:00.638		DIFFERENCE : 0.264			
LAP	SECTOR 1	SECTOR 2	LAP TIME	MPH	DIFF	TIME OF DAY	
1 -		25.463	1:11.571	60.75	10.933	11:05:30.786	
2 -	39.257	25.456	1:04.713	67.19	4.075	11:06:35.499	
3 -	37.487	24.509	1:01.996	70.14	1.358	11:07:37.495	
4 -	37.643	25.004	1:02.647	69.41	2.009	11:08:40.142	
5 -	37.582	24.106	1:01.688	70.49	1.050	11:09:41.830	
6 -	37.224	24.404	1:01.628	70.56	0.990	11:10:43.458	
7 -	37.310	24.219	1:01.529	70.67	0.891	11:11:44.987	
8 -	38.021	23.992	1:02.013	70.12	1.375	11:12:47.000	
9 -	37.172	23.697	1:00.869 (2)	71.44	0.231	11:13:47.869	
10 -	36.787	23.851	1:00.638 (1)	71.71		11:14:48.507	
11 -	36.973	24.394	1:01.367 (3)	70.86	0.729	11:15:49.874	

P22 11		Paul TAFFURELLI		Suzuki - Jesfer Technology			
IDEAL LAP TIME : 1:01.637		BEST LAP TIME : 1:02.244		DIFFERENCE : 0.607			
LAP	SECTOR 1	SECTOR 2	LAP TIME	MPH	DIFF	TIME OF DAY	
1 -		26.920	1:14.811	58.12	12.567	11:05:34.026	
2 -	40.331	26.246	1:06.577	65.31	4.333	11:06:40.603	
3 -	40.198	25.663	1:05.861	66.02	3.617	11:07:46.464	
4 -	39.731	25.374	1:05.105 (3)	66.79	2.861	11:08:51.569	
5 -	39.587	23.798	1:03.385 (2)	68.60	1.141	11:09:54.954	
6 -	37.839	24.405	1:02.244 (1)	69.86		11:10:57.198	

P23 7		Richard HICKLING		Suzuki - Lids By Wood			
IDEAL LAP TIME : 58.677		BEST LAP TIME : 58.677		DIFFERENCE : 0.000			
LAP	SECTOR 1	SECTOR 2	LAP TIME	MPH	DIFF	TIME OF DAY	
1 -		24.804	1:07.584	64.34	8.907	11:05:26.799	
2 -	37.332	24.094	1:01.426	70.79	2.749	11:06:28.225	
3 -	36.413	23.768	1:00.181 (3)	72.25	1.504	11:07:28.406	
4 -	35.406	23.640	59.046 (2)	73.64	0.369	11:08:27.452	
5 -	35.162	23.515	58.677 (1)	74.11		11:09:26.129	

P24 23		Claire BECKETT		Suzuki -			
IDEAL LAP TIME : 1:02.775		BEST LAP TIME : 1:02.775		DIFFERENCE : 0.000			
LAP	SECTOR 1	SECTOR 2	LAP TIME	MPH	DIFF	TIME OF DAY	
1 -		27.287	1:16.869	56.57	14.094	11:05:36.084	
2 -	39.141	25.532	1:04.673 (3)	67.23	1.898	11:06:40.757	
3 -	40.223	25.758	1:05.981	65.90	3.206	11:07:46.738	
4 -	38.696	25.815	1:04.511 (2)	67.40	1.736	11:08:51.249	
5 -	38.100	24.675	1:02.775 (1)	69.27		11:09:54.024	

P25 63		Steve SMULOVIC		Suzuki - SFC Racing			
IDEAL LAP TIME : 1:07.938		BEST LAP TIME : 1:07.938		DIFFERENCE : 0.000			
LAP	SECTOR 1	SECTOR 2	LAP TIME	MPH	DIFF	TIME OF DAY	
1 -		28.165	1:20.988	53.69	13.050	11:05:40.203	
2 -	42.526	27.185	1:09.711	62.38	1.773	11:06:49.914	
3 -	41.562	26.909	1:08.471 (2)	63.51	0.533	11:07:58.385	
4 -	41.748	27.725	1:09.473 (3)	62.59	1.535	11:09:07.858	
5 -	41.179	26.759	1:07.938 (1)	64.00		11:10:15.796	

Weather / Track : Cloudy / Wet

Brands Hatch Indy
Circuit Length = 1.2079 miles
Start: 11:04 Flag 11:16 End: 11:17

BMCRC - MRO Championships 2015 - Rnd 1 @ Brands Hatch Indy

MRO Minitwins inc Juniors

RACE 1 - SECTOR ANALYSIS

SECTOR 1 = FL to I1, SECTOR 2 = I1 to I2, SECTOR 3 = I2 to FL, DIFF = Difference To Personal Best Lap

P26 45		Peter MOORE		Suzuki - Curphs Cuttings			
IDEAL LAP TIME : 1:10.425		BEST LAP TIME : 1:10.425		DIFFERENCE : 0.000			
LAP	SECTOR 1	SECTOR 2	LAP TIME	MPH	DIFF	TIME OF DAY	
1 -		27.892	1:19.961 (3)	54.38	9.536	11:05:39.176	
2 -	43.140	27.285	1:10.425 (1)	61.74		11:06:49.601	
3 -	44.321	27.461	1:11.782 (2)	60.58	1.357	11:08:01.383	

BMCRC - MRO Championships 2015 - Rnd 1 @ Brands Hatch Indy

MRO Minitwins inc Juniors

RACE 1 - BEST SECTORS

SECTOR 1			SECTOR 2			IDEAL / BEST COMPARISON						
POS	NO	NAME	TIME	NO	NAME	TIME	POS	NO	NAME	IDEAL	BEST	DIFF
									PERFECT LAP	56.964		
1	777	WILLIAMS	34.240	777	WILLIAMS	22.724	1	777	WILLIAMS	56.964	56.964	0.000
2	40	WILBY	34.662	40	WILBY	22.836	2	40	WILBY	57.498	57.756	0.258
3	30	GOODE	34.988	30	GOODE	23.192	3	30	GOODE	58.180	58.180	0.000
4	7	HICKLING	35.162	98	TOPPING	23.285	4	7	HICKLING	58.677	58.677	0.000
5	98	TOPPING	35.547	7	HICKLING	23.515	5	98	TOPPING	58.832	58.835	0.003
6	37	WILSON	36.074	12	TAYLOR	23.697	6	54	JAMISON	1:00.150	1:00.402	0.252
7	54	JAMISON	36.245	11	TAFFURELLI	23.798	7	37	WILSON	1:00.291	1:00.414	0.123
8	52	JOHNSTON	36.407	54	JAMISON	23.905	8	12	TAYLOR	1:00.374	1:00.638	0.264
9	22	POVAH	36.476	35	WALSH	23.963	9	22	POVAH	1:00.539	1:00.539	0.000
10	35	WALSH	36.601	59	FOORD	24.009	10	35	WALSH	1:00.564	1:00.564	0.000
11	12	TAYLOR	36.677	22	POVAH	24.063	11	52	JOHNSTON	1:00.716	1:01.120	0.404
12	11	TAFFURELLI	37.839	37	WILSON	24.217	12	11	TAFFURELLI	1:01.637	1:02.244	0.607
13	124	BUTLER	37.889	52	JOHNSTON	24.309	13	59	FOORD	1:01.953	1:02.421	0.468
14	59	FOORD	37.944	124	BUTLER	24.623	14	124	BUTLER	1:02.512	1:03.039	0.527
15	23	BECKETT	38.100	3	NEWALL	24.660	15	23	BECKETT	1:02.775	1:02.775	0.000
16	3	NEWALL	38.227	23	BECKETT	24.675	16	3	NEWALL	1:02.887	1:03.190	0.303
17	58	COSTIN	38.827	58	COSTIN	25.218	17	58	COSTIN	1:04.045	1:04.045	0.000
18	94	READ	38.938	94	READ	25.446	18	94	READ	1:04.384	1:04.760	0.376
19	39	WILLIAMS	39.073	169	MILES	25.763	19	39	WILLIAMS	1:04.925	1:05.063	0.138
20	169	MILES	39.379	39	WILLIAMS	25.852	20	169	MILES	1:05.142	1:05.456	0.314
21	20	TOUCEDA	39.423	5	MANTELL	26.012	21	5	MANTELL	1:05.466	1:05.629	0.163
22	5	MANTELL	39.454	81	MAY	26.027	22	20	TOUCEDA	1:05.703	1:05.725	0.022
23	81	MAY	40.053	20	TOUCEDA	26.280	23	81	MAY	1:06.080	1:06.500	0.420
24	48	WALLIS	40.689	48	WALLIS	26.754	24	48	WALLIS	1:07.443	1:08.177	0.734
25	63	SMULOVIC	41.179	63	SMULOVIC	26.759	25	63	SMULOVIC	1:07.938	1:07.938	0.000
26	45	MOORE	43.140	45	MOORE	27.285	26	45	MOORE	1:10.425	1:10.425	0.000
27												
28												

Weather / Track : Cloudy / Wet

Results can be found at www.tsl-timing.com

Brands Hatch Indy
 Circuit Length = 1.2079 miles
 Start: 11:04 Flag 11:16 End: 11:17

Printed - 11:18 Sunday, 29 March 2015

BMCRC - MRO Championships 2015 - Rnd 1 @ Brands Hatch Indy

MRO Minitwins inc Juniors

RACE 11 - GRID



HOYL INSURANCE

ROW 11			31	118 James PLUMMER			
ROW 10	30	71 Ben BURNAL	29	28 Dominic VEASEY	28	87 Tristan REVELL	
ROW 9		27	64 Joe BUXTON	26	45 Peter MOORE	25	63 Steve SMULOVIC
ROW 8	24	23 Claire BECKETT	23	7 Richard HICKLING	22	11 Paul TAFFURELLI	
ROW 7		21	12 Russell TAYLOR	20	48 Shaun WALLIS	19	81 Malvern MAY
ROW 6	18	20 Jose TOUCEDA	17	39 Rob WILLIAMS	16	169 Robert MILES	
ROW 5		15	5 Barry MANTELL	14	58 Steve COSTIN	13	94 Oliver READ
ROW 4	12	59 Martin FOORD	11	3 Marcus NEWALL	10	124 Kurtis BUTLER	
ROW 3		9	37 Stephen WILSON	8	52 Paul JOHNSTON	7	22 Jake POVAH
ROW 2	6	35 Tyler WALSH	5	54 Adam JAMISON	4	98 Steven TOPPING	
ROW 1		3	30 Richard GOODE	2	40 Paul WILBY	1	777 Mason WILLIAMS
							Pole

Brands Hatch Indy
Circuit Length = 1.2079 miles

These results are provisional until the conclusion of any judicial and technical matters.

Clerk Of Course :	Timekeeper :
-------------------	--------------

Results can be found at www.tsl-timing.com

Printed - 11:21 Sunday, 29 March 2015



BMCRC - MRO Championships 2015 - Rnd 1 @ Brands Hatch Indy

MRO Minitwins inc Juniors

RACE 11 - CLASSIFICATION



POS	NO	NAME	ENTRY	LAPS	TIME	GAP	DIFF	MPH	BEST	ON
1	40	Paul WILBY	Suzuki - Nutsmoto	12	11:36.186			74.95	56.691	12
2	777	Mason WILLIAMS	Suzuki -	12	11:40.155	3.969	3.969	74.53	57.575	6
3	30	Richard GOODE	Suzuki - Wps Ltd / Geoff Hand automotive engineeri	12	11:42.746	6.560	2.591	74.25	57.568	6
4	98	Steven TOPPING	Suzuki - HDS / Nutsmoto	12	11:54.573	18.387	11.827	73.02	57.637	3
5	64	Joe BUXTON	Suzuki - Buxton Racing	12	12:06.022	29.836	11.449	71.87	58.747	11
6	22	Jake POVAH	Suzuki -	12	12:07.071	30.885	1.049	71.77	59.145	12
7	35	Tyler WALSH	Suzuki - GBR Powerlines	12	12:07.944	31.758	0.873	71.68	59.084	8
8	7	Richard HICKLING	Suzuki - Lids By Wood	12	12:10.104	33.918	2.160	71.47	58.470	11
9	52	Paul JOHNSTON	Suzuki - ePayMe	12	12:10.938	34.752	0.834	71.39	59.256	8
10	3	Marcus NEWALL	Suzuki - Mum & Dad	12	12:25.779	49.593	14.841	69.97	1:01.162	4
11	54	Adam JAMISON	Suzuki -	12	12:26.237	50.051	0.458	69.92	59.984	5
12	37	Stephen WILSON	Suzuki -	12	12:30.981	54.795	4.744	69.48	1:00.547	5
13	58	Steve COSTIN	Suzuki -	12	12:33.232	57.046	2.251	69.27	1:00.053	12
14	12	Russell TAYLOR	Suzuki -	12	12:34.212	58.026	0.980	69.18	1:00.285	10
15	11	Paul TAFFURELLI	Suzuki - Jesfer Technology	11	11:39.886	1 Lap	1 Lap	68.34	1:00.827	11
16	59	Martin FOORD	Suzuki -	11	11:43.988	1 Lap	4.102	67.94	1:01.944	3
17	87	Tristan REVELL	Suzuki -	11	11:44.103	1 Lap	0.115	67.93	1:00.830	11
18	23	Claire BECKETT	Suzuki -	11	11:49.113	1 Lap	5.010	67.45	1:01.869	11
19	28	Dominic VEASEY	Suzuki -	11	11:49.189	1 Lap	0.076	67.44	1:02.540	11
20	39	Rob WILLIAMS	Suzuki -	11	12:04.815	1 Lap	15.626	65.99	1:03.254	11
21	48	Shaun WALLIS	Suzuki -	11	12:05.027	1 Lap	0.212	65.97	1:02.536	11
22	169	Robert MILES	Suzuki - The Bike Shop Long Eaton	11	12:10.689	1 Lap	5.662	65.46	1:04.363	9

NOT CLASSIFIED

DNF	94	Oliver READ	Suzuki - Cavefit	9	9:56.482	3 Laps	2 Laps	65.61	1:04.458	5
DNF	5	Barry MANTELL	Suzuki - Streets Installations	7	9:58.684	5 Laps	2 Laps	50.84	1:06.347	3
DNF	81	Malvern MAY	Suzuki -	5	5:30.596	7 Laps	2 Laps	65.76	1:03.148	5
DNF	124	Kurtis BUTLER	Suzuki -	1	4:11.034	11 Laps	4 Laps	17.32		

FASTEST LAP

40	Paul WILBY	Suzuki - Nutsmoto	12	56.691	76.70 mph	123.44 kph
----	------------	-------------------	----	--------	-----------	------------

90% of Race Speed = 67.45 mph

Weather / Track : Cloudy / Drying

These results are provisional until the conclusion of any judicial and technical matters.

Brands Hatch Indy

Circuit Length = 1.2079 miles

Start: 15:08 Flag 15:19 End: 15:20

Clerk Of Course :	Timekeeper :
-------------------	--------------

Results can be found at www.tsl-timing.com

Printed - 15:21 Sunday, 29 March 2015



BMCRC - MRO Championships 2015 - Rnd 1 @ Brands Hatch Indy

MRO Minitwins inc Juniors

RACE 11 - LAP CHART

LAP 1 @ 15:09:11.253

NO	BEHIND	LAP TIME
777		1:02.690
40	0.349	1:03.039
30	0.393	1:03.083
98	1.085	1:03.775
22	3.316	1:06.006
3	3.369	1:06.059
54	4.003	1:06.693
35	4.619	1:07.309
52	5.341	1:08.031
64	5.781	1:08.471
59	6.461	1:09.151
37	7.276	1:09.966
7	7.845	1:10.535
58	9.410	1:12.100
94	10.680	1:13.370
12	10.845	1:13.535
5	12.012	1:14.702
28	12.067	1:14.757
11	12.242	1:14.932
81	12.398	1:15.088
23	12.602	1:15.292
87	12.704	1:15.394
39	13.420	1:16.110
48	13.785	1:16.475
169	14.875	1:17.565

LAP 2 @ 15:10:09.320

NO	BEHIND	LAP TIME
777		58.067
30	0.150	57.824
40	0.323	58.041
98	1.238	58.220
22	7.378	1:02.129
3	7.777	1:02.475
35	7.960	1:01.408
54	8.138	1:02.202
52	8.652	1:01.378
64	9.467	1:01.753
59	11.105	1:02.711
7	11.704	1:01.926
37	12.365	1:03.156
58	13.856	1:02.513
12	15.738	1:02.960
94	17.856	1:05.243
28	18.387	1:04.387
11	18.662	1:04.487
81	18.762	1:04.431
23	19.349	1:04.814
87	19.582	1:04.945
5	21.664	1:07.719
48	21.771	1:06.053
39	21.998	1:06.645
169	22.599	1:05.791

LAP 3 @ 15:11:07.551

NO	BEHIND	LAP TIME
30		58.081
777	0.017	58.248
40	0.221	58.129
98	0.644	57.637
22	9.841	1:00.694

35	10.451	1:00.722
54	11.161	1:01.254
3	11.510	1:01.964
52	11.868	1:01.447
64	11.987	1:00.751
7	13.997	1:00.524
59	14.818	1:01.944
37	15.952	1:01.818
58	17.792	1:02.167
12	19.828	1:02.321
11	22.693	1:02.262
28	24.133	1:03.977
81	24.217	1:03.686
94	24.541	1:04.916
23	24.865	1:03.747
87	25.126	1:03.775
48	28.234	1:04.694
5	29.780	1:06.347
169	30.171	1:05.803
39	30.325	1:06.558

LAP 4 @ 15:12:05.525

NO	BEHIND	LAP TIME
777		57.957
40	0.107	57.860
30	0.123	58.097
98	1.091	58.421
22	12.528	1:00.661
35	12.869	1:00.392
54	13.815	1:00.628
52	14.009	1:00.115
124	3 Laps	4:11.034 P
64	14.165	1:00.152
3	14.698	1:01.162
7	15.773	59.750
59	18.915	1:02.071
37	19.404	1:01.426
58	21.351	1:01.533
12	23.519	1:01.665
11	26.161	1:01.442
28	29.849	1:03.690
81	30.486	1:04.243
23	30.707	1:03.816
87	31.088	1:03.936
94	32.178	1:05.611
48	35.516	1:05.256
39	37.085	1:04.734
169	38.160	1:05.963
5	42.519	1:10.713

LAP 5 @ 15:13:02.732

NO	BEHIND	LAP TIME
40		57.100
777	1.083	58.290
30	1.753	58.837
98	2.267	58.383
22	15.541	1:00.220
35	16.024	1:00.362
54	16.592	59.984
64	16.799	59.841
52	16.885	1:00.083
3	18.707	1:01.216
7	18.820	1:00.254
37	22.744	1:00.547

59	24.923	1:03.215
58	25.330	1:01.186
12	27.782	1:01.470
11	31.729	1:02.775
81	36.427	1:03.148
28	36.685	1:04.043
87	37.010	1:03.129
23	37.447	1:03.947
94	39.429	1:04.458
48	42.671	1:04.362
39	43.606	1:03.728
169	46.238	1:05.285

LAP 6 @ 15:14:00.040

NO	BEHIND	LAP TIME
40		57.308
777	1.350	57.575
30	2.013	57.568
98	3.652	58.693
22	17.851	59.618
35	18.787	1:00.071
64	19.223	59.732
52	19.795	1:00.218
54	20.304	1:01.020
7	22.071	1:00.559
3	23.289	1:01.890
37	26.460	1:01.024
58	31.732	1:03.710
59	32.532	1:04.917
12	33.067	1:02.593
11	36.573	1:02.152
28	43.096	1:03.719
87	43.200	1:03.498
23	43.646	1:03.507
94	47.127	1:05.006
48	50.324	1:04.961
39	50.541	1:04.243
169	54.394	1:05.464

LAP 7 @ 15:14:57.650

NO	BEHIND	LAP TIME
40		57.610
777	1.370	57.630
30	2.129	57.726
98	4.859	58.817
22	20.246	1:00.005
35	20.834	59.657
64	21.112	59.499
52	21.694	59.509
54	23.373	1:00.679
7	24.956	1:00.495
3	28.666	1:02.987
37	30.108	1:01.258
5	2 Laps	2:43.149 P
58	37.430	1:03.308
12	38.276	1:02.819
59	39.576	1:04.654
11	41.469	1:02.506
87	49.297	1:03.707
28	49.570	1:04.084
23	50.075	1:04.039
94	55.878	1:06.361

LAP 8 @ 15:15:55.143

NO	BEHIND	LAP TIME
40		57.493
48	1 Lap	1:05.201
39	1 Lap	1:05.198
777	1.692	57.815
30	2.394	57.758
169	1 Lap	1:05.203
98	6.699	59.333
22	22.354	59.601
35	22.425	59.084
64	22.573	58.954
52	23.457	59.256
54	26.517	1:00.637
7	27.240	59.777
3	32.840	1:01.667
37	34.229	1:01.614
58	41.769	1:01.832
12	43.045	1:02.262
59	46.748	1:04.665
11	46.897	1:02.921
87	53.546	1:01.742
28	54.741	1:02.664
5	2 Laps	1:19.257
23	55.329	1:02.747

LAP 9 @ 15:16:51.879

NO	BEHIND	LAP TIME
40		56.736
777	3.147	58.191
30	4.489	58.831
94	1 Lap	1:05.142
39	1 Lap	1:03.682
48	1 Lap	1:04.658
98	10.101	1:00.138
169	1 Lap	1:05.207
22	25.381	59.763
64	25.491	59.654
35	25.664	59.975
52	26.439	59.718
7	29.868	59.364
54	32.363	1:02.582
3	37.817	1:01.713
37	39.968	1:02.475
58	46.680	1:01.647
12	47.972	1:01.663
11	53.044	1:02.883
59	54.069	1:04.057
87	58.277	1:01.467

LAP 10 @ 15:17:50.532

NO	BEHIND	LAP TIME
40		58.653
28	1 Lap	1:02.774
777	2.251	57.757
23	1 Lap	1:02.913
30	3.502	57.666
98	12.218	1:00.770
94	1 Lap	1:06.375
48	1 Lap	1:05.458
39	1 Lap	1:06.334
5	3 Laps	1:16.797
169	1 Lap	1:04.363

64	25.979	59.141
22	26.349	59.621
35	26.456	59.445
52	28.689	1:00.903
7	30.397	59.182
54	36.228	1:02.518
3	40.533	1:01.369
37	43.663	1:02.348
58	49.119	1:01.092
12	49.604	1:00.285
11	57.090	1:02.699

LAP 11 @ 15:18:48.058

NO	BEHIND	LAP TIME
40		57.526
59	1 Lap	1:03.170
777	2.985	58.260
87	1 Lap	1:01.680
30	4.768	58.792
28	1 Lap	1:02.554
23	1 Lap	1:02.422
98	14.519	59.827
39	1 Lap	1:04.329
48	1 Lap	1:05.373
169	1 Lap	1:04.485
64	27.200	58.747
35	28.057	59.127
22	28.431	59.608
7	31.341	58.470
52	31.380	1:00.217
54	42.396	1:03.694
3	44.602	1:01.595
37	48.744	1:02.607
58	53.684	1:02.091
12	53.758	1:01.680

LAP 12 @ 15:19:44.749

NO	BEHIND	LAP TIME
40		56.691
11	1 Lap	1:00.827
777	3.969	57.675
30	6.560	58.483
59	1 Lap	1:03.433
87	1 Lap	1:00.830
23	1 Lap	1:01.869
28	1 Lap	1:02.540
98	18.387	1:00.559
39	1 Lap	1:03.254
48	1 Lap	1:02.536
64	29.836	59.327
22	30.885	59.145
35	31.758	1:00.392
7	33.918	59.268
169	1 Lap	1:05.560
52	34.752	1:00.063
3	49.593	1:01.682
54	50.051	1:04.346
37	54.795	1:02.742
58	57.046	1:00.053
12	58.026	1:00.959

Brands Hatch Indy

Circuit Length = 1.2079 miles

Start: 15:08 Flag 15:19 End: 15:20

Weather / Track : Cloudy / Drying

BMCRC - MRO Championships 2015 - Rnd 1 @ Brands Hatch Indy

MRO Minitwins inc Juniors

RACE 11 - SECTOR ANALYSIS

SECTOR 1 = FL to I1, SECTOR 2 = I1 to I2, SECTOR 3 = I2 to FL, DIFF = Difference To Personal Best Lap

P1 40 Paul WILBY		Suzuki - Nutsmoto				
IDEAL LAP TIME : 56.573		BEST LAP TIME : 56.691		DIFFERENCE : 0.118		
LAP	SECTOR 1	SECTOR 2	LAP TIME	MPH	DIFF	TIME OF DAY
1 -		23.438	1:03.039	68.98	6.348	15:09:11.602
2 -	34.987	23.054	58.041	74.92	1.350	15:10:09.643
3 -	35.175	22.954	58.129	74.80	1.438	15:11:07.772
4 -	34.935	22.925	57.860	75.15	1.169	15:12:05.632
5 -	34.247	22.853	57.100 (3)	76.15	0.409	15:13:02.732
6 -	34.616	22.692	57.308	75.88	0.617	15:14:00.040
7 -	34.930	22.680	57.610	75.48	0.919	15:14:57.650
8 -	34.417	23.076	57.493	75.63	0.802	15:15:55.143
9 -	34.373	22.363	56.736 (2)	76.64	0.045	15:16:51.879
10 -	36.011	22.642	58.653	74.14	1.962	15:17:50.532
11 -	34.744	22.782	57.526	75.59	0.835	15:18:48.058
12 -	34.365	22.326	56.691 (1)	76.70		15:19:44.749

P2 777 Mason WILLIAMS		Suzuki -				
IDEAL LAP TIME : 57.341		BEST LAP TIME : 57.575		DIFFERENCE : 0.234		
LAP	SECTOR 1	SECTOR 2	LAP TIME	MPH	DIFF	TIME OF DAY
1 -		23.241	1:02.690	69.36	5.115	15:09:11.253
2 -	34.887	23.180	58.067	74.88	0.492	15:10:09.320
3 -	35.276	22.972	58.248	74.65	0.673	15:11:07.568
4 -	34.555	23.402	57.957	75.03	0.382	15:12:05.525
5 -	35.504	22.786	58.290	74.60	0.715	15:13:03.815
6 -	34.613	22.962	57.575 (1)	75.52		15:14:01.390
7 -	34.769	22.861	57.630 (2)	75.45	0.055	15:14:59.020
8 -	34.643	23.172	57.815	75.21	0.240	15:15:56.835
9 -	35.013	23.178	58.191	74.72	0.616	15:16:55.026
10 -	34.911	22.846	57.757	75.29	0.182	15:17:52.783
11 -	35.017	23.243	58.260	74.64	0.685	15:18:51.043
12 -	34.718	22.957	57.675 (3)	75.39	0.100	15:19:48.718

P3 30 Richard GOODE		Suzuki - Wps Ltd / Geoff Hand automotive engineering				
IDEAL LAP TIME : 57.058		BEST LAP TIME : 57.568		DIFFERENCE : 0.510		
LAP	SECTOR 1	SECTOR 2	LAP TIME	MPH	DIFF	TIME OF DAY
1 -		23.381	1:03.083	68.93	5.515	15:09:11.646
2 -	34.860	22.964	57.824	75.20	0.256	15:10:09.470
3 -	35.088	22.993	58.081	74.87	0.513	15:11:07.551
4 -	34.782	23.315	58.097	74.85	0.529	15:12:05.648
5 -	35.736	23.101	58.837	73.90	1.269	15:13:04.485
6 -	34.876	22.692	57.568 (1)	75.53		15:14:02.053
7 -	35.038	22.688	57.726 (3)	75.33	0.158	15:14:59.779
8 -	34.370	23.388	57.758	75.29	0.190	15:15:57.537
9 -	35.454	23.377	58.831	73.91	1.263	15:16:56.368
10 -	34.883	22.783	57.666 (2)	75.41	0.098	15:17:54.034
11 -	35.767	23.025	58.792	73.96	1.224	15:18:52.826
12 -	35.139	23.344	58.483	74.35	0.915	15:19:51.309

P4 98 Steven TOPPING		Suzuki - HDS / Nutsmoto				
IDEAL LAP TIME : 57.637		BEST LAP TIME : 57.637		DIFFERENCE : 0.000		
LAP	SECTOR 1	SECTOR 2	LAP TIME	MPH	DIFF	TIME OF DAY
1 -		23.253	1:03.775	68.18	6.138	15:09:12.338
2 -	35.363	22.857	58.220 (2)	74.69	0.583	15:10:10.558
3 -	34.929	22.708	57.637 (1)	75.44		15:11:08.195
4 -	35.649	22.772	58.421	74.43	0.784	15:12:06.616
5 -	35.422	22.961	58.383 (3)	74.48	0.746	15:13:04.999
6 -	35.544	23.149	58.693	74.09	1.056	15:14:03.692
7 -	35.521	23.296	58.817	73.93	1.180	15:15:02.509
8 -	35.788	23.545	59.333	73.29	1.696	15:16:01.842
9 -	36.775	23.363	1:00.138	72.31	2.501	15:17:01.980

Weather / Track : Cloudy / Drying

Brands Hatch Indy
Circuit Length = 1.2079 miles
Start: 15:08 Flag 15:19 End: 15:20

BMCRC - MRO Championships 2015 - Rnd 1 @ Brands Hatch Indy

MRO Minitwins inc Juniors

RACE 11 - SECTOR ANALYSIS

SECTOR 1 = FL to I1, SECTOR 2 = I1 to I2, SECTOR 3 = I2 to FL, DIFF = Difference To Personal Best Lap

10 -	36.823	23.947	1:00.770	71.55	3.133	15:18:02.750
11 -	36.238	23.589	59.827	72.68	2.190	15:19:02.577
12 -	36.503	24.056	1:00.559	71.80	2.922	15:20:03.136

P5 64		Joe BUXTON		Suzuki - Buxton Racing			
IDEAL LAP TIME : 58.669		BEST LAP TIME : 58.747		DIFFERENCE : 0.078			
LAP	SECTOR 1	SECTOR 2	LAP TIME	MPH	DIFF	TIME OF DAY	
1 -		24.246	1:08.471	63.50	9.724	15:09:17.034	
2 -	37.647	24.106	1:01.753	70.41	3.006	15:10:18.787	
3 -	37.009	23.742	1:00.751	71.58	2.004	15:11:19.538	
4 -	36.715	23.437	1:00.152	72.29	1.405	15:12:19.690	
5 -	36.176	23.665	59.841	72.66	1.094	15:13:19.531	
6 -	35.821	23.911	59.732	72.80	0.985	15:14:19.263	
7 -	36.165	23.334	59.499	73.08	0.752	15:15:18.762	
8 -	35.820	23.134	58.954 (2)	73.76	0.207	15:16:17.716	
9 -	36.315	23.339	59.654	72.89	0.907	15:17:17.370	
10 -	35.577	23.564	59.141 (3)	73.52	0.394	15:18:16.511	
11 -	35.535	23.212	58.747 (1)	74.02		15:19:15.258	
12 -	36.039	23.288	59.327	73.29	0.580	15:20:14.585	

P6 22		Jake POVAH		Suzuki -			
IDEAL LAP TIME : 59.145		BEST LAP TIME : 59.145		DIFFERENCE : 0.000			
LAP	SECTOR 1	SECTOR 2	LAP TIME	MPH	DIFF	TIME OF DAY	
1 -		24.405	1:06.006	65.88	6.861	15:09:14.569	
2 -	37.817	24.312	1:02.129	69.99	2.984	15:10:16.698	
3 -	36.648	24.046	1:00.694	71.64	1.549	15:11:17.392	
4 -	36.811	23.850	1:00.661	71.68	1.516	15:12:18.053	
5 -	36.565	23.655	1:00.220	72.21	1.075	15:13:18.273	
6 -	36.064	23.554	59.618	72.94	0.473	15:14:17.891	
7 -	36.267	23.738	1:00.005	72.47	0.860	15:15:17.896	
8 -	35.940	23.661	59.601 (2)	72.96	0.456	15:16:17.497	
9 -	36.200	23.563	59.763	72.76	0.618	15:17:17.260	
10 -	36.091	23.530	59.621	72.93	0.476	15:18:16.881	
11 -	36.265	23.343	59.608 (3)	72.95	0.463	15:19:16.489	
12 -	35.928	23.217	59.145 (1)	73.52		15:20:15.634	

P7 35		Tyler WALSH		Suzuki - GBR Powerlines			
IDEAL LAP TIME : 58.948		BEST LAP TIME : 59.084		DIFFERENCE : 0.136			
LAP	SECTOR 1	SECTOR 2	LAP TIME	MPH	DIFF	TIME OF DAY	
1 -		24.147	1:07.309	64.60	8.225	15:09:15.872	
2 -	37.238	24.170	1:01.408	70.81	2.324	15:10:17.280	
3 -	37.160	23.562	1:00.722	71.61	1.638	15:11:18.002	
4 -	36.739	23.653	1:00.392	72.00	1.308	15:12:18.394	
5 -	36.818	23.544	1:00.362	72.04	1.278	15:13:18.756	
6 -	36.532	23.539	1:00.071	72.39	0.987	15:14:18.827	
7 -	36.351	23.306	59.657	72.89	0.573	15:15:18.484	
8 -	35.775	23.309	59.084 (1)	73.60		15:16:17.568	
9 -	36.639	23.336	59.975	72.50	0.891	15:17:17.543	
10 -	36.266	23.179	59.445 (3)	73.15	0.361	15:18:16.988	
11 -	35.769	23.358	59.127 (2)	73.54	0.043	15:19:16.115	
12 -	36.730	23.662	1:00.392	72.00	1.308	15:20:16.507	

P8 7		Richard HICKLING		Suzuki - Lids By Wood			
IDEAL LAP TIME : 58.470		BEST LAP TIME : 58.470		DIFFERENCE : 0.000			
LAP	SECTOR 1	SECTOR 2	LAP TIME	MPH	DIFF	TIME OF DAY	
1 -		24.821	1:10.535	61.65	12.065	15:09:19.098	
2 -	37.573	24.353	1:01.926	70.22	3.456	15:10:21.024	
3 -	36.812	23.712	1:00.524	71.84	2.054	15:11:21.548	
4 -	36.389	23.361	59.750	72.77	1.280	15:12:21.298	
5 -	36.374	23.880	1:00.254	72.17	1.784	15:13:21.552	

Weather / Track : Cloudy / Drying

Brands Hatch Indy
Circuit Length = 1.2079 miles
Start: 15:08 Flag 15:19 End: 15:20

BMCRC - MRO Championships 2015 - Rnd 1 @ Brands Hatch Indy

MRO Minitwins inc Juniors

RACE 11 - SECTOR ANALYSIS

SECTOR 1 = FL to I1, SECTOR 2 = I1 to I2, SECTOR 3 = I2 to FL, DIFF = Difference To Personal Best Lap

6 -	36.483	24.076	1:00.559	71.80	2.089	15:14:22.111
7 -	36.611	23.884	1:00.495	71.88	2.025	15:15:22.606
8 -	36.125	23.652	59.777	72.74	1.307	15:16:22.383
9 -	36.057	23.307	59.364	73.25	0.894	15:17:21.747
10 -	35.734	23.448	59.182 (2)	73.47	0.712	15:18:20.929
11 -	35.233	23.237	58.470 (1)	74.37		15:19:19.399
12 -	35.743	23.525	59.268 (3)	73.37	0.798	15:20:18.667

P9 52 Paul JOHNSTON			Suzuki - ePayMe			
IDEAL LAP TIME : 59.139		BEST LAP TIME : 59.256		DIFFERENCE : 0.117		
LAP	SECTOR 1	SECTOR 2	LAP TIME	MPH	DIFF	TIME OF DAY
1 -		24.620	1:08.031	63.92	8.775	15:09:16.594
2 -	36.906	24.472	1:01.378	70.84	2.122	15:10:17.972
3 -	37.331	24.116	1:01.447	70.76	2.191	15:11:19.419
4 -	36.269	23.846	1:00.115	72.33	0.859	15:12:19.534
5 -	36.229	23.854	1:00.083	72.37	0.827	15:13:19.617
6 -	36.436	23.782	1:00.218	72.21	0.962	15:14:19.835
7 -	35.956	23.553	59.509 (2)	73.07	0.253	15:15:19.344
8 -	35.596	23.660	59.256 (1)	73.38		15:16:18.600
9 -	36.175	23.543	59.718 (3)	72.81	0.462	15:17:18.318
10 -	36.818	24.085	1:00.903	71.40	1.647	15:18:19.221
11 -	36.398	23.819	1:00.217	72.21	0.961	15:19:19.438
12 -	36.292	23.771	1:00.063	72.40	0.807	15:20:19.501

P10 3 Marcus NEWALL			Suzuki - Mum & Dad			
IDEAL LAP TIME : 1:01.162		BEST LAP TIME : 1:01.162		DIFFERENCE : 0.000		
LAP	SECTOR 1	SECTOR 2	LAP TIME	MPH	DIFF	TIME OF DAY
1 -		24.458	1:06.059	65.82	4.897	15:09:14.622
2 -	37.826	24.649	1:02.475	69.60	1.313	15:10:17.097
3 -	37.901	24.063	1:01.964	70.17	0.802	15:11:19.061
4 -	37.217	23.945	1:01.162 (1)	71.09		15:12:20.223
5 -	37.219	23.997	1:01.216 (2)	71.03	0.054	15:13:21.439
6 -	37.616	24.274	1:01.890	70.26	0.728	15:14:23.329
7 -	38.503	24.484	1:02.987	69.03	1.825	15:15:26.316
8 -	37.666	24.001	1:01.667	70.51	0.505	15:16:27.983
9 -	37.618	24.095	1:01.713	70.46	0.551	15:17:29.696
10 -	37.296	24.073	1:01.369 (3)	70.85	0.207	15:18:31.065
11 -	37.527	24.068	1:01.595	70.59	0.433	15:19:32.660
12 -	37.595	24.087	1:01.682	70.50	0.520	15:20:34.342

P11 54 Adam JAMISON			Suzuki -			
IDEAL LAP TIME : 59.984		BEST LAP TIME : 59.984		DIFFERENCE : 0.000		
LAP	SECTOR 1	SECTOR 2	LAP TIME	MPH	DIFF	TIME OF DAY
1 -		24.315	1:06.693	65.20	6.709	15:09:15.256
2 -	37.518	24.684	1:02.202	69.91	2.218	15:10:17.458
3 -	37.211	24.043	1:01.254	70.99	1.270	15:11:18.712
4 -	36.591	24.037	1:00.628 (2)	71.72	0.644	15:12:19.340
5 -	36.283	23.701	59.984 (1)	72.49		15:13:19.324
6 -	36.628	24.392	1:01.020	71.26	1.036	15:14:20.344
7 -	36.729	23.950	1:00.679	71.66	0.695	15:15:21.023
8 -	36.647	23.990	1:00.637 (3)	71.71	0.653	15:16:21.660
9 -	38.087	24.495	1:02.582	69.48	2.598	15:17:24.242
10 -	37.798	24.720	1:02.518	69.55	2.534	15:18:26.760
11 -	38.499	25.195	1:03.694	68.27	3.710	15:19:30.454
12 -	38.976	25.370	1:04.346	67.58	4.362	15:20:34.800

P12 37 Stephen WILSON			Suzuki -			
IDEAL LAP TIME : 1:00.540		BEST LAP TIME : 1:00.547		DIFFERENCE : 0.007		
LAP	SECTOR 1	SECTOR 2	LAP TIME	MPH	DIFF	TIME OF DAY
1 -		25.058	1:09.966	62.15	9.419	15:09:18.529

Weather / Track : Cloudy / Drying

Brands Hatch Indy
Circuit Length = 1.2079 miles
Start: 15:08 Flag 15:19 End: 15:20

BMCRC - MRO Championships 2015 - Rnd 1 @ Brands Hatch Indy

MRO Minitwins inc Juniors

RACE 11 - SECTOR ANALYSIS

SECTOR 1 = FL to I1, SECTOR 2 = I1 to I2, SECTOR 3 = I2 to FL, DIFF = Difference To Personal Best Lap

2 -	38.404	24.752	1:03.156	68.85	2.609	15:10:21.685
3 -	37.549	24.269	1:01.818	70.34	1.271	15:11:23.503
4 -	37.297	24.129	1:01.426	70.79	0.879	15:12:24.929
5 -	36.749	23.798	1:00.547 (1)	71.82		15:13:25.476
6 -	36.742	24.282	1:01.024 (2)	71.26	0.477	15:14:26.500
7 -	37.152	24.106	1:01.258 (3)	70.98	0.711	15:15:27.758
8 -	37.029	24.585	1:01.614	70.57	1.067	15:16:29.372
9 -	37.644	24.831	1:02.475	69.60	1.928	15:17:31.847
10 -	37.769	24.579	1:02.348	69.74	1.801	15:18:34.195
11 -	37.632	24.975	1:02.607	69.45	2.060	15:19:36.802
12 -	38.047	24.695	1:02.742	69.30	2.195	15:20:39.544

P13 58		Steve COSTIN		Suzuki -			
IDEAL LAP TIME : 1:00.053		BEST LAP TIME : 1:00.053		DIFFERENCE : 0.000			
LAP	SECTOR 1	SECTOR 2	LAP TIME	MPH	DIFF	TIME OF DAY	
1 -		24.705	1:12.100	60.31	12.047	15:09:20.663	
2 -	37.764	24.749	1:02.513	69.56	2.460	15:10:23.176	
3 -	37.651	24.516	1:02.167	69.95	2.114	15:11:25.343	
4 -	37.420	24.113	1:01.533	70.67	1.480	15:12:26.876	
5 -	37.247	23.939	1:01.186 (3)	71.07	1.133	15:13:28.062	
6 -	38.944	24.766	1:03.710	68.25	3.657	15:14:31.772	
7 -	38.549	24.759	1:03.308	68.68	3.255	15:15:35.080	
8 -	37.493	24.339	1:01.832	70.32	1.779	15:16:36.912	
9 -	37.583	24.064	1:01.647	70.54	1.594	15:17:38.559	
10 -	36.640	24.452	1:01.092 (2)	71.18	1.039	15:18:39.651	
11 -	37.509	24.582	1:02.091	70.03	2.038	15:19:41.742	
12 -	36.416	23.637	1:00.053 (1)	72.41		15:20:41.795	

P14 12		Russell TAYLOR		Suzuki -			
IDEAL LAP TIME : 1:00.285		BEST LAP TIME : 1:00.285		DIFFERENCE : 0.000			
LAP	SECTOR 1	SECTOR 2	LAP TIME	MPH	DIFF	TIME OF DAY	
1 -		25.771	1:13.535	59.13	13.250	15:09:22.098	
2 -	38.507	24.453	1:02.960	69.06	2.675	15:10:25.058	
3 -	37.711	24.610	1:02.321	69.77	2.036	15:11:27.379	
4 -	37.507	24.158	1:01.665	70.51	1.380	15:12:29.044	
5 -	37.341	24.129	1:01.470 (3)	70.74	1.185	15:13:30.514	
6 -	37.712	24.881	1:02.593	69.47	2.308	15:14:33.107	
7 -	38.449	24.370	1:02.819	69.22	2.534	15:15:35.926	
8 -	37.933	24.329	1:02.262	69.84	1.977	15:16:38.188	
9 -	37.497	24.166	1:01.663	70.52	1.378	15:17:39.851	
10 -	36.572	23.713	1:00.285 (1)	72.13		15:18:40.136	
11 -	37.292	24.388	1:01.680	70.50	1.395	15:19:41.816	
12 -	36.870	24.089	1:00.959 (2)	71.33	0.674	15:20:42.775	

P15 11		Paul TAFFURELLI		Suzuki - Jesfer Technology			
IDEAL LAP TIME : 1:00.827		BEST LAP TIME : 1:00.827		DIFFERENCE : 0.000			
LAP	SECTOR 1	SECTOR 2	LAP TIME	MPH	DIFF	TIME OF DAY	
1 -		26.996	1:14.932	58.03	14.105	15:09:23.495	
2 -	38.910	25.577	1:04.487	67.43	3.660	15:10:27.982	
3 -	38.393	23.869	1:02.262	69.84	1.435	15:11:30.244	
4 -	37.185	24.257	1:01.442 (2)	70.77	0.615	15:12:31.686	
5 -	38.700	24.075	1:02.775	69.27	1.948	15:13:34.461	
6 -	38.001	24.151	1:02.152 (3)	69.96	1.325	15:14:36.613	
7 -	38.205	24.301	1:02.506	69.57	1.679	15:15:39.119	
8 -	38.642	24.279	1:02.921	69.11	2.094	15:16:42.040	
9 -	38.628	24.255	1:02.883	69.15	2.056	15:17:44.923	
10 -	38.683	24.016	1:02.699	69.35	1.872	15:18:47.622	
11 -	36.986	23.841	1:00.827 (1)	71.49		15:19:48.449	

Weather / Track : Cloudy / Drying

Brands Hatch Indy
Circuit Length = 1.2079 miles
Start: 15:08 Flag 15:19 End: 15:20

BMCRC - MRO Championships 2015 - Rnd 1 @ Brands Hatch Indy

MRO Minitwins inc Juniors

RACE 11 - SECTOR ANALYSIS

SECTOR 1 = FL to I1, SECTOR 2 = I1 to I2, SECTOR 3 = I2 to FL, DIFF = Difference To Personal Best Lap

P16 59		Martin FOORD		Suzuki -		
IDEAL LAP TIME : 1:01.460		BEST LAP TIME : 1:01.944		DIFFERENCE : 0.484		
LAP	SECTOR 1	SECTOR 2	LAP TIME	MPH	DIFF	TIME OF DAY
1 -		24.965	1:09.151	62.88	7.207	15:09:17.714
2 -	38.207	24.504	1:02.711 (3)	69.34	0.767	15:10:20.425
3 -	38.100	23.844	1:01.944 (1)	70.20		15:11:22.369
4 -	37.616	24.455	1:02.071 (2)	70.05	0.127	15:12:24.440
5 -	38.760	24.455	1:03.215	68.79	1.271	15:13:27.655
6 -	39.739	25.178	1:04.917	66.98	2.973	15:14:32.572
7 -	39.497	25.157	1:04.654	67.25	2.710	15:15:37.226
8 -	39.867	24.798	1:04.665	67.24	2.721	15:16:41.891
9 -	39.296	24.761	1:04.057	67.88	2.113	15:17:45.948
10 -	38.646	24.524	1:03.170	68.83	1.226	15:18:49.118
11 -	38.850	24.583	1:03.433	68.55	1.489	15:19:52.551

P17 87		Tristan REVELL		Suzuki -		
IDEAL LAP TIME : 1:00.830		BEST LAP TIME : 1:00.830		DIFFERENCE : 0.000		
LAP	SECTOR 1	SECTOR 2	LAP TIME	MPH	DIFF	TIME OF DAY
1 -		26.445	1:15.394	57.67	14.564	15:09:23.957
2 -	39.928	25.017	1:04.945	66.95	4.115	15:10:28.902
3 -	38.846	24.929	1:03.775	68.18	2.945	15:11:32.677
4 -	39.340	24.596	1:03.936	68.01	3.106	15:12:36.613
5 -	38.474	24.655	1:03.129	68.88	2.299	15:13:39.742
6 -	37.973	25.525	1:03.498	68.48	2.668	15:14:43.240
7 -	39.073	24.634	1:03.707	68.25	2.877	15:15:46.947
8 -	37.203	24.539	1:01.742	70.43	0.912	15:16:48.689
9 -	37.228	24.239	1:01.467 (2)	70.74	0.637	15:17:50.156
10 -	37.092	24.588	1:01.680 (3)	70.50	0.850	15:18:51.836
11 -	36.812	24.018	1:00.830 (1)	71.48		15:19:52.666

P18 23		Claire BECKETT		Suzuki -		
IDEAL LAP TIME : 1:01.821		BEST LAP TIME : 1:01.869		DIFFERENCE : 0.048		
LAP	SECTOR 1	SECTOR 2	LAP TIME	MPH	DIFF	TIME OF DAY
1 -		26.559	1:15.292	57.75	13.423	15:09:23.855
2 -	39.603	25.211	1:04.814	67.09	2.945	15:10:28.669
3 -	38.774	24.973	1:03.747	68.21	1.878	15:11:32.416
4 -	38.506	25.310	1:03.816	68.14	1.947	15:12:36.232
5 -	38.850	25.097	1:03.947	68.00	2.078	15:13:40.179
6 -	38.637	24.870	1:03.507	68.47	1.638	15:14:43.686
7 -	39.594	24.445	1:04.039	67.90	2.170	15:15:47.725
8 -	38.441	24.306	1:02.747 (3)	69.30	0.878	15:16:50.472
9 -	38.502	24.411	1:02.913	69.12	1.044	15:17:53.385
10 -	38.238	24.184	1:02.422 (2)	69.66	0.553	15:18:55.807
11 -	37.637	24.232	1:01.869 (1)	70.28		15:19:57.676

P19 28		Dominic VEASEY		Suzuki -		
IDEAL LAP TIME : 1:02.222		BEST LAP TIME : 1:02.540		DIFFERENCE : 0.318		
LAP	SECTOR 1	SECTOR 2	LAP TIME	MPH	DIFF	TIME OF DAY
1 -		26.813	1:14.757	58.16	12.217	15:09:23.320
2 -	38.775	25.612	1:04.387	67.53	1.847	15:10:27.707
3 -	38.783	25.194	1:03.977	67.97	1.437	15:11:31.684
4 -	38.207	25.483	1:03.690	68.27	1.150	15:12:35.374
5 -	38.501	25.542	1:04.043	67.90	1.503	15:13:39.417
6 -	38.197	25.522	1:03.719	68.24	1.179	15:14:43.136
7 -	38.749	25.335	1:04.084	67.85	1.544	15:15:47.220
8 -	37.546	25.118	1:02.664 (3)	69.39	0.124	15:16:49.884
9 -	38.061	24.713	1:02.774	69.27	0.234	15:17:52.658
10 -	37.509	25.045	1:02.554 (2)	69.51	0.014	15:18:55.212
11 -	37.541	24.999	1:02.540 (1)	69.53		15:19:57.752

Weather / Track : Cloudy / Drying

Brands Hatch Indy
Circuit Length = 1.2079 miles
Start: 15:08 Flag 15:19 End: 15:20

BMCRC - MRO Championships 2015 - Rnd 1 @ Brands Hatch Indy

MRO Minitwins inc Juniors

RACE 11 - SECTOR ANALYSIS

SECTOR 1 = FL to I1, SECTOR 2 = I1 to I2, SECTOR 3 = I2 to FL, DIFF = Difference To Personal Best Lap

P20 39		Rob WILLIAMS		Suzuki -		
IDEAL LAP TIME : 1:03.028		BEST LAP TIME : 1:03.254		DIFFERENCE : 0.226		
LAP	SECTOR 1	SECTOR 2	LAP TIME	MPH	DIFF	TIME OF DAY
1 -		26.629	1:16.110	57.13	12.856	15:09:24.673
2 -	40.680	25.965	1:06.645	65.25	3.391	15:10:31.318
3 -	40.842	25.716	1:06.558	65.33	3.304	15:11:37.876
4 -	39.645	25.089	1:04.734	67.17	1.480	15:12:42.610
5 -	39.218	24.510	1:03.728 (3)	68.23	0.474	15:13:46.338
6 -	38.896	25.347	1:04.243	67.68	0.989	15:14:50.581
7 -	39.527	25.671	1:05.198	66.69	1.944	15:15:55.779
8 -	38.518	25.164	1:03.682 (2)	68.28	0.428	15:16:59.461
9 -	39.991	26.343	1:06.334	65.55	3.080	15:18:05.795
10 -	39.316	25.013	1:04.329	67.59	1.075	15:19:10.124
11 -	38.676	24.578	1:03.254 (1)	68.74		15:20:13.378

P21 48		Shaun WALLIS		Suzuki -		
IDEAL LAP TIME : 1:02.536		BEST LAP TIME : 1:02.536		DIFFERENCE : 0.000		
LAP	SECTOR 1	SECTOR 2	LAP TIME	MPH	DIFF	TIME OF DAY
1 -		26.726	1:16.475	56.86	13.939	15:09:25.038
2 -	40.096	25.957	1:06.053	65.83	3.517	15:10:31.091
3 -	38.995	25.699	1:04.694	67.21	2.158	15:11:35.785
4 -	39.641	25.615	1:05.256	66.63	2.720	15:12:41.041
5 -	38.945	25.417	1:04.362 (2)	67.56	1.826	15:13:45.403
6 -	39.293	25.668	1:04.961	66.94	2.425	15:14:50.364
7 -	39.336	25.865	1:05.201	66.69	2.665	15:15:55.565
8 -	39.097	25.561	1:04.658 (3)	67.25	2.122	15:17:00.223
9 -	39.190	26.268	1:05.458	66.43	2.922	15:18:05.681
10 -	40.001	25.372	1:05.373	66.51	2.837	15:19:11.054
11 -	37.997	24.539	1:02.536 (1)	69.53		15:20:13.590

P22 169		Robert MILES		Suzuki - The Bike Shop Long Eaton		
IDEAL LAP TIME : 1:04.306		BEST LAP TIME : 1:04.363		DIFFERENCE : 0.057		
LAP	SECTOR 1	SECTOR 2	LAP TIME	MPH	DIFF	TIME OF DAY
1 -		27.486	1:17.565	56.06	13.202	15:09:26.128
2 -	40.126	25.665	1:05.791	66.09	1.428	15:10:31.919
3 -	39.832	25.971	1:05.803	66.08	1.440	15:11:37.722
4 -	40.311	25.652	1:05.963	65.92	1.600	15:12:43.685
5 -	39.678	25.607	1:05.285	66.60	0.922	15:13:48.970
6 -	39.925	25.539	1:05.464	66.42	1.101	15:14:54.434
7 -	39.523	25.680	1:05.203 (3)	66.69	0.840	15:15:59.637
8 -	39.821	25.386	1:05.207	66.68	0.844	15:17:04.844
9 -	39.298	25.065	1:04.363 (1)	67.56		15:18:09.207
10 -	39.477	25.008	1:04.485 (2)	67.43	0.122	15:19:13.692
11 -	39.516	26.044	1:05.560	66.33	1.197	15:20:19.252

P23 94		Oliver READ		Suzuki - Cavetit		
IDEAL LAP TIME : 1:04.377		BEST LAP TIME : 1:04.458		DIFFERENCE : 0.081		
LAP	SECTOR 1	SECTOR 2	LAP TIME	MPH	DIFF	TIME OF DAY
1 -		25.784	1:13.370	59.26	8.912	15:09:21.933
2 -	39.931	25.312	1:05.243	66.65	0.785	15:10:27.176
3 -	39.612	25.304	1:04.916 (2)	66.98	0.458	15:11:32.092
4 -	40.080	25.531	1:05.611	66.27	1.153	15:12:37.703
5 -	39.379	25.079	1:04.458 (1)	67.46		15:13:42.161
6 -	39.573	25.433	1:05.006 (3)	66.89	0.548	15:14:47.167
7 -	40.626	25.735	1:06.361	65.52	1.903	15:15:53.528
8 -	39.298	25.844	1:05.142	66.75	0.684	15:16:58.670
9 -	40.303	26.072	1:06.375	65.51	1.917	15:18:05.045

Weather / Track : Cloudy / Drying

Brands Hatch Indy
Circuit Length = 1.2079 miles
Start: 15:08 Flag 15:19 End: 15:20

BMCRC - MRO Championships 2015 - Rnd 1 @ Brands Hatch Indy

MRO Minitwins inc Juniors

RACE 11 - SECTOR ANALYSIS

SECTOR 1 = FL to I1, SECTOR 2 = I1 to I2, SECTOR 3 = I2 to FL, DIFF = Difference To Personal Best Lap

P24 5 Barry MANTELL		Suzuki - Streets Installations				
IDEAL LAP TIME : 1:06.347		BEST LAP TIME : 1:06.347		DIFFERENCE : 0.000		
LAP	SECTOR 1	SECTOR 2	LAP TIME	MPH	DIFF	TIME OF DAY
1 -		26.982	1:14.702	58.21	8.355	15:09:23.265
2 -	41.589	26.130	1:07.719 (2)	64.21	1.372	15:10:30.984
3 -	40.454	25.893	1:06.347 (1)	65.54		15:11:37.331
4 -	43.372	27.341	1:10.713 (3)	61.49	4.366	15:12:48.044
5 -	42.194		2:43.149 P	26.65	1:36.802	15:15:31.193
6 -	OUTLAP	26.677	1:19.257	54.86	12.910	15:16:50.450
7 -	46.082	30.715	1:16.797	56.62	10.450	15:18:07.247

P25 81 Malvern MAY		Suzuki -				
IDEAL LAP TIME : 1:02.874		BEST LAP TIME : 1:03.148		DIFFERENCE : 0.274		
LAP	SECTOR 1	SECTOR 2	LAP TIME	MPH	DIFF	TIME OF DAY
1 -		26.786	1:15.088	57.91	11.940	15:09:23.651
2 -	38.999	25.432	1:04.431	67.49	1.283	15:10:28.082
3 -	38.678	25.008	1:03.686 (2)	68.28	0.538	15:11:31.768
4 -	39.576	24.667	1:04.243 (3)	67.68	1.095	15:12:36.011
5 -	38.207	24.941	1:03.148 (1)	68.86		15:13:39.159

P26 124 Kurtis BUTLER		Suzuki -				
IDEAL LAP TIME :		BEST LAP TIME :		DIFFERENCE :		
LAP	SECTOR 1	SECTOR 2	LAP TIME	MPH	DIFF	TIME OF DAY
1 -	OUTLAP		4:11.034 P	17.32		15:12:19.597

BMCRC - MRO Championships 2015 - Rnd 1 @ Brands Hatch Indy

MRO Minitwins inc Juniors

RACE 11 - BEST SECTORS

SECTOR 1			SECTOR 2			IDEAL / BEST COMPARISON						
POS	NO	NAME	TIME	NO	NAME	TIME	POS	NO	NAME	IDEAL	BEST	DIFF
									PERFECT LAP	56.573		
1	40	WILBY	34.247	40	WILBY	22.326	1	40	WILBY	56.573	56.691	0.118
2	30	GOODE	34.370	30	GOODE	22.688	2	30	GOODE	57.058	57.568	0.510
3	777	WILLIAMS	34.555	98	TOPPING	22.708	3	777	WILLIAMS	57.341	57.575	0.234
4	98	TOPPING	34.929	777	WILLIAMS	22.786	4	98	TOPPING	57.637	57.637	0.000
5	7	HICKLING	35.233	64	BUXTON	23.134	5	7	HICKLING	58.470	58.470	0.000
6	64	BUXTON	35.535	35	WALSH	23.179	6	64	BUXTON	58.669	58.747	0.078
7	52	JOHNSTON	35.596	22	POVAH	23.217	7	35	WALSH	58.948	59.084	0.136
8	35	WALSH	35.769	7	HICKLING	23.237	8	52	JOHNSTON	59.139	59.256	0.117
9	22	POVAH	35.928	52	JOHNSTON	23.543	9	22	POVAH	59.145	59.145	0.000
10	54	JAMISON	36.283	58	COSTIN	23.637	10	54	JAMISON	59.984	59.984	0.000
11	58	COSTIN	36.416	54	JAMISON	23.701	11	58	COSTIN	1:00.053	1:00.053	0.000
12	12	TAYLOR	36.572	12	TAYLOR	23.713	12	12	TAYLOR	1:00.285	1:00.285	0.000
13	37	WILSON	36.742	37	WILSON	23.798	13	37	WILSON	1:00.540	1:00.547	0.007
14	87	REVELL	36.812	11	TAFFURELLI	23.841	14	11	TAFFURELLI	1:00.827	1:00.827	0.000
15	11	TAFFURELLI	36.986	59	FOORD	23.844	15	87	REVELL	1:00.830	1:00.830	0.000
16	3	NEWALL	37.217	3	NEWALL	23.945	16	3	NEWALL	1:01.162	1:01.162	0.000
17	28	VEASEY	37.509	87	REVELL	24.018	17	59	FOORD	1:01.460	1:01.944	0.484
18	59	FOORD	37.616	23	BECKETT	24.184	18	23	BECKETT	1:01.821	1:01.869	0.048
19	23	BECKETT	37.637	39	WILLIAMS	24.510	19	28	VEASEY	1:02.222	1:02.540	0.318
20	48	WALLIS	37.997	48	WALLIS	24.539	20	48	WALLIS	1:02.536	1:02.536	0.000
21	81	MAY	38.207	81	MAY	24.667	21	81	MAY	1:02.874	1:03.148	0.274
22	39	WILLIAMS	38.518	28	VEASEY	24.713	22	39	WILLIAMS	1:03.028	1:03.254	0.226
23	94	READ	39.298	169	MILES	25.008	23	169	MILES	1:04.306	1:04.363	0.057
24	169	MILES	39.298	94	READ	25.079	24	94	READ	1:04.377	1:04.458	0.081
25	5	MANTELL	40.454	5	MANTELL	25.893	25	5	MANTELL	1:06.347	1:06.347	0.000
26							26	124	BUTLER			



MRO Powerbikes inc Clubman 1000

Brands Hatch Indy

28th & 29th March 2015



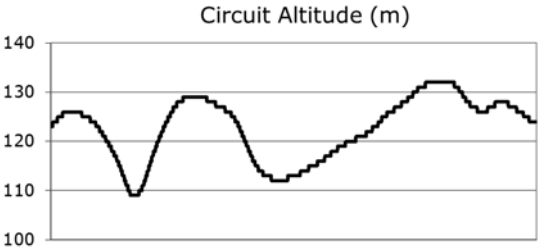
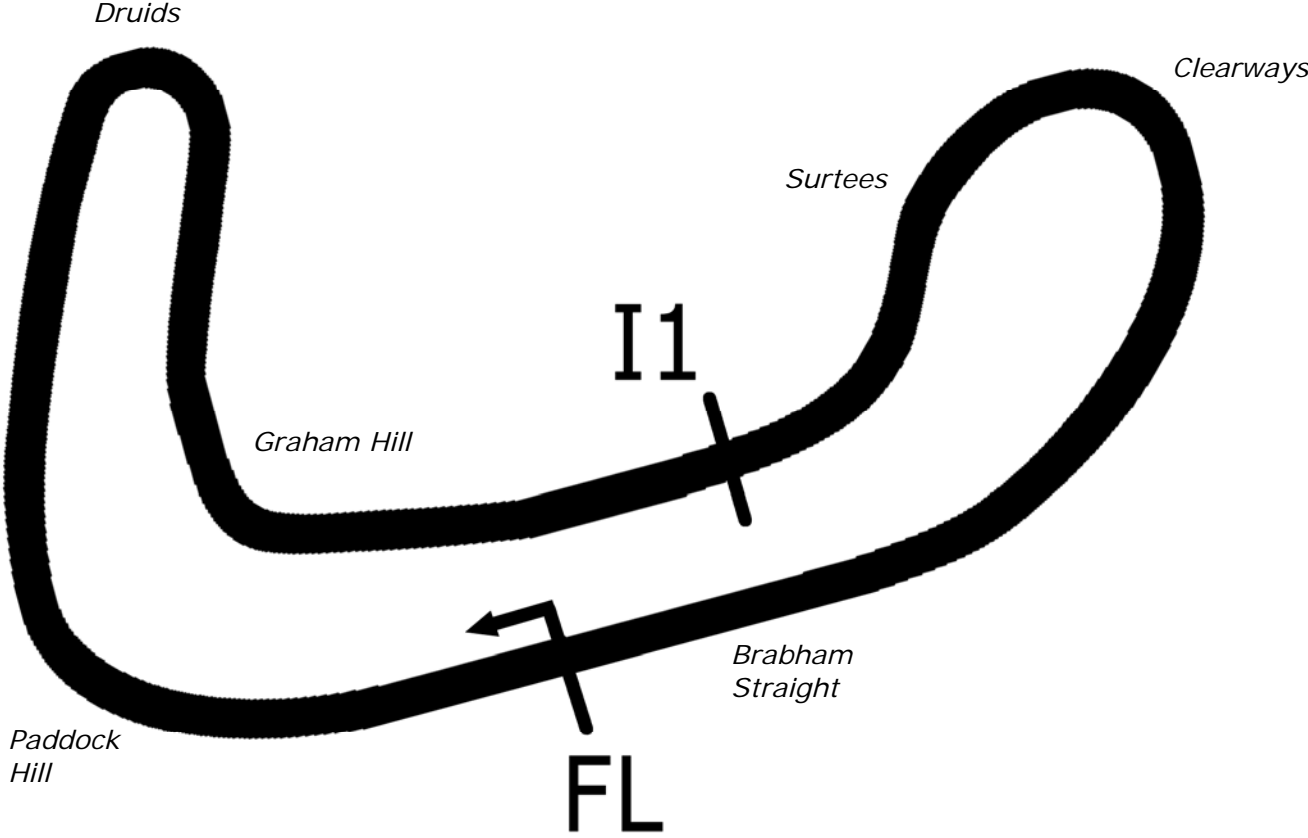
Results Provided by Timing Solutions Ltd
www.tsl-timing.com

Brands Hatch Indy



SPORTS TIMING

TIMING SOLUTIONS LTD



Length	1.2079 miles	1944.0 m	
FL		51.36032 N	0.26032 E
I1	1112m	51.35934 N	0.25955 E
Pit Entry	1669m	51.35911 N	0.25743 E
Pit Exit	83m after FL	51.36017 N	0.26051 E
Pit Entry–Pit Exit 332m, 19.9s @60kph, 14.9s @80kph			

BMCRC - MRO Championships 2015 - Rnd 1 @ Brands Hatch Indy

MRO Powerbikes inc Clubman 1000

QUALIFYING - CLASSIFICATION



POS	NO	CL	PIC NAME	ENTRY	TIME	ON	LAPS	GAP	DIFF	MPH
1	711		1 Jesse TRAYLER	Kawasaki -	48.341	13	15			89.95
2	21		2 Peter BAKER	Kawasaki -	48.694	7	9	0.353	0.353	89.30
3	30		3 Rob McNEALY	BMW - McNealy Brown Ltd	48.772	8	15	0.431	0.078	89.16
4	3		4 Colin PARKER	Kawasaki - Global Robots	49.236	12	13	0.895	0.464	88.32
5	92	C	1 Mark SYKES	Kawasaki -	50.364	13	14	2.023	1.128	86.34
6	110		5 Stephen MURPHY	Kawasaki -	50.955	11	14	2.614	0.591	85.34
7	47		6 Daryl DANCE	BMW - 2 brothers scaffolding/Dad	50.998	14	14	2.657	0.043	85.27
8	130		7 Michael HONEY	Ducati -	51.059	13	14	2.718	0.061	85.16
9	58		8 Jamie LOVEDAY	Kawasaki - Insignia signs	51.151	10	11	2.810	0.092	85.01
10	148		9 Nicky WILSON	Ducati - W M Snells	51.232	12	14	2.891	0.081	84.88
11	141	C	2 Ramone DURRANI	Kawasaki -	51.469	5	14	3.128	0.237	84.48
12	15		10 Jon WAGHORN	Ducati -	51.942	8	14	3.601	0.473	83.72
13	67		11 Ross HUMPHRIES	Ducati -	52.213	8	13	3.872	0.271	83.28
14	24	C	3 Alan SMITH	Kawasaki - Mervyn Lambert Plant/Orwells Mcs	52.312	12	14	3.971	0.099	83.12
15	138		12 Michael BLANK	Kawasaki -	52.369	8	11	4.028	0.057	83.03
16	48	C	4 Christos BOUZOUKIS	BMW -	52.440	12	12	4.099	0.071	82.92
17	76		13 Jason BYARD	Suzuki -	52.449	5	7	4.108	0.009	82.91
18	63		14 James WHITE	Kawasaki - Team Afterdark/Skilcom	52.552	13	13	4.211	0.103	82.74
19	8	C	5 John COUGHLAN	Aprilia - BIKERSWORLD	52.677	6	8	4.336	0.125	82.55
20	40	C	6 Martin RONALDSON	Kawasaki -	52.696	6	12	4.355	0.019	82.52
21	59	C	7 Will DALTON	Kawasaki -	52.983	7	10	4.642	0.287	82.07
22	171		15 John BUTLER	Kawasaki -	53.276	3	3	4.935	0.293	81.62
23	17	C	8 Luke ZUCHOWSKI	Suzuki -	53.313	7	8	4.972	0.037	81.56
24	97		16 Ben GALLAWAY	Honda -	53.652	10	11	5.311	0.339	81.05
25	57	C	9 David MILLS	Kawasaki - Area Fifty One Racing	53.933	6	13	5.592	0.281	80.62
26	37	C	10 Aldo MORELLO	BMW -	54.666	13	13	6.325	0.733	79.54
27	71	C	11 Colin CLUNE	Kawasaki -	55.018	5	7	6.677	0.352	79.03
28	46	C	12 Simon GATES	Yamaha - No Talentino Rossi	55.100	6	10	6.759	0.082	78.92
29	74	C	13 Andrew BURKE	Honda -	55.951	10	13	7.610	0.851	77.72
30	142	C	14 Ross BARNES	Kawasaki - FPRacing /Chasbikes	56.048	9	11	7.707	0.097	77.58
31	43	C	15 Julian ENTICKNAP	Suzuki - AssessTech LTD	56.580	3	6	8.239	0.532	76.85
32	85	C	16 John DAVIS	Yamaha -	57.930	8	8	9.589	1.350	75.06
33	87	C	17 Craig BAKER	Yamaha -	58.167	6	8	9.826	0.237	74.76
34	23		17 Mark FINCHAM	BMW -	58.190	3	3	9.849	0.023	74.73
35	29		18 Mark LISTER	Honda - LCS	58.315	2	2	9.974	0.125	74.57
36	64	C	18 Mitchell BROOKES	Honda -	1:00.150	6	12	11.809	1.835	72.29
37	55	C	19 Michael COPLEY	Suzuki - spindle grind	1:01.853	6	11	13.512	1.703	70.30

Brands Hatch Indy
Circuit Length = 1.2079 miles
Start: 10:12 Flag 10:24 End: 10:25

Weather / Track : Cloudy / Dry

These results are provisional until the conclusion of any judicial and technical matters.

Clerk Of Course :	Timekeeper :
-------------------	--------------

Results can be found at www.tsl-timing.com

Printed - 10:26 Saturday, 28 March 2015



BMCRC - MRO Championships 2015 - Rnd 1 @ Brands Hatch Indy

MRO Powerbikes inc Clubman 1000

QUALIFYING - SECTOR ANALYSIS

SECTOR 1 = FL to I1, SECTOR 2 = I1 to I2, SECTOR 3 = I2 to FL, DIFF = Difference To Personal Best Lap

P1 711		Jesse TRAYLER		Kawasaki -		
IDEAL LAP TIME : 48.341		BEST LAP TIME : 48.341		DIFFERENCE : 0.000		
LAP	SECTOR 1	SECTOR 2	LAP TIME	MPH	DIFF	TIME OF DAY
1 -	37.318	22.876	1:00.194	72.24	11.853	10:13:48.886
2 -	34.081	21.828	55.909	77.78	7.568	10:14:44.795
3 -	32.388	20.795	53.183	81.76	4.842	10:15:37.978
4 -	30.447	20.273	50.720	85.73	2.379	10:16:28.698
5 -	29.676	19.497	49.173 (3)	88.43	0.832	10:17:17.871
6 -	30.255	20.593	50.848	85.52	2.507	10:18:08.719
7 -	29.842	20.589	50.431	86.22	2.090	10:18:59.150
8 -	29.570	19.665	49.235	88.32	0.894	10:19:48.385
9 -	29.563	19.703	49.266	88.26	0.925	10:20:37.651
10 -	30.601	20.011	50.612	85.92	2.271	10:21:28.263
11 -	29.609	20.101	49.710	87.47	1.369	10:22:17.973
12 -	29.304	19.863	49.167 (2)	88.44	0.826	10:23:07.140
13 -	28.913	19.428	48.341 (1)	89.95		10:23:55.481
14 -	30.795	20.917	51.712	84.09	3.371	10:24:47.193
15 -	31.812	21.529	53.341	81.52	5.000	10:25:40.534

P2 21		Peter BAKER		Kawasaki -		
IDEAL LAP TIME : 48.306		BEST LAP TIME : 48.694		DIFFERENCE : 0.388		
LAP	SECTOR 1	SECTOR 2	LAP TIME	MPH	DIFF	TIME OF DAY
1 -	OUTLAP	21.743	57.850	75.17	9.156	10:14:46.721
2 -	31.363	20.175	51.538	84.37	2.844	10:15:38.259
3 -	30.429	20.126	50.555	86.01	1.861	10:16:28.814
4 -	29.870	19.415	49.285 (3)	88.23	0.591	10:17:18.099
5 -	30.239	20.044	50.283	86.48	1.589	10:18:08.382
6 -	29.488	20.850	50.338	86.38	1.644	10:18:58.720
7 -	29.259	19.435	48.694 (1)	89.30		10:19:47.414
8 -	28.891	20.154	49.045 (2)	88.66	0.351	10:20:36.459
9 -	31.927	20.325	52.252	83.22	3.558	10:21:28.711

P3 30		Rob McNEALY		BMW - McNealy Brown Ltd		
IDEAL LAP TIME : 48.716		BEST LAP TIME : 48.772		DIFFERENCE : 0.056		
LAP	SECTOR 1	SECTOR 2	LAP TIME	MPH	DIFF	TIME OF DAY
1 -	32.382	20.389	52.771	82.40	3.999	10:13:33.649
2 -	30.170	19.912	50.082	86.82	1.310	10:14:23.731
3 -	30.069	19.523	49.592	87.68	0.820	10:15:13.323
4 -	30.529	20.222	50.751	85.68	1.979	10:16:04.074
5 -	30.251	19.774	50.025	86.92	1.253	10:16:54.099
6 -	29.548	20.566	50.114	86.77	1.342	10:17:44.213
7 -	29.503	19.679	49.182	88.41	0.410	10:18:33.395
8 -	29.300	19.472	48.772 (1)	89.16		10:19:22.167
9 -	29.392	19.531	48.923 (2)	88.88	0.151	10:20:11.090
10 -	29.809	20.776	50.585	85.96	1.813	10:21:01.675
11 -	30.304	20.088	50.392	86.29	1.620	10:21:52.067
12 -	30.488	19.436	49.924	87.10	1.152	10:22:41.991
13 -	29.401	19.901	49.302	88.20	0.530	10:23:31.293
14 -	29.410	19.583	48.993 (3)	88.75	0.221	10:24:20.286
15 -	29.729	19.416	49.145	88.48	0.373	10:25:09.431

P4 3		Colin PARKER		Kawasaki - Global Robots		
IDEAL LAP TIME : 48.977		BEST LAP TIME : 49.236		DIFFERENCE : 0.259		
LAP	SECTOR 1	SECTOR 2	LAP TIME	MPH	DIFF	TIME OF DAY
1 -	37.095	22.573	59.668	72.88	10.432	10:13:49.375
2 -	33.875	21.955	55.830	77.89	6.594	10:14:45.205
3 -	32.142	21.047	53.189	81.75	3.953	10:15:38.394
4 -	31.149	19.827	50.976	85.30	1.740	10:16:29.370
5 -	29.987	19.464	49.451	87.93	0.215	10:17:18.821
6 -	29.990	20.149	50.139	86.73	0.903	10:18:08.960

Weather / Track : Cloudy / Dry

Brands Hatch Indy
Circuit Length = 1.2079 miles
Start: 10:12 Flag 10:24 End: 10:25

BMCRC - MRO Championships 2015 - Rnd 1 @ Brands Hatch Indy

MRO Powerbikes inc Clubman 1000

QUALIFYING - SECTOR ANALYSIS

SECTOR 1 = FL to I1, SECTOR 2 = I1 to I2, SECTOR 3 = I2 to FL, DIFF = Difference To Personal Best Lap

7 -	31.053	19.691	50.744	85.69	1.508	10:18:59.704
8 -	30.025	19.345	49.370	88.08	0.134	10:19:49.074
9 -	29.785	19.552	49.337 (3)	88.14	0.101	10:20:38.411
10 -	30.587	20.316	50.903	85.42	1.667	10:21:29.314
11 -	30.157	19.867	50.024	86.93	0.788	10:22:19.338
12 -	29.632	19.604	49.236 (1)	88.32		10:23:08.574
13 -	29.781	19.549	49.330 (2)	88.15	0.094	10:23:57.904

P5	92 C	Mark SYKES	Kawasaki -			
IDEAL LAP TIME : 50.364		BEST LAP TIME : 50.364	DIFFERENCE : 0.000			

LAP	SECTOR 1	SECTOR 2	LAP TIME	MPH	DIFF	TIME OF DAY
1 -	34.845	21.748	56.593	76.83	6.229	10:13:39.916
2 -	32.851	21.069	53.920	80.64	3.556	10:14:33.836
3 -	32.262	20.546	52.808	82.34	2.444	10:15:26.644
4 -	31.685	20.282	51.967	83.68	1.603	10:16:18.611
5 -	32.766	21.929	54.695	79.50	4.331	10:17:13.306
6 -	32.745	20.146	52.891	82.21	2.527	10:18:06.197
7 -	31.095	21.771	52.866	82.25	2.502	10:18:59.063
8 -	31.446	20.076	51.522	84.40	1.158	10:19:50.585
9 -	30.949	20.522	51.471 (3)	84.48	1.107	10:20:42.056
10 -	30.748	20.159	50.907 (2)	85.42	0.543	10:21:32.963
11 -	31.949	19.980	51.929	83.74	1.565	10:22:24.892
12 -	31.460	20.034	51.494	84.44	1.130	10:23:16.386
13 -	30.395	19.969	50.364 (1)	86.34		10:24:06.750
14 -	33.909	23.834	57.743	75.30	7.379	10:25:04.493

P6	110	Stephen MURPHY	Kawasaki -			
IDEAL LAP TIME : 50.783		BEST LAP TIME : 50.955	DIFFERENCE : 0.172			

LAP	SECTOR 1	SECTOR 2	LAP TIME	MPH	DIFF	TIME OF DAY
1 -	38.030	23.762	1:01.792	70.37	10.837	10:14:00.374
2 -	35.660	22.275	57.935	75.06	6.980	10:14:58.309
3 -	32.139	20.958	53.097	81.89	2.142	10:15:51.406
4 -	31.924	20.471	52.395	82.99	1.440	10:16:43.801
5 -	31.214	20.529	51.743	84.04	0.788	10:17:35.544
6 -	30.913	20.289	51.202 (2)	84.93	0.247	10:18:26.746
7 -	31.746	20.384	52.130	83.41	1.175	10:19:18.876
8 -	31.561	20.909	52.470	82.87	1.515	10:20:11.346
9 -	30.741	21.413	52.154	83.38	1.199	10:21:03.500
10 -	31.166	20.218	51.384 (3)	84.62	0.429	10:21:54.884
11 -	30.642	20.313	50.955 (1)	85.34		10:22:45.839
12 -	30.565	20.888	51.453	84.51	0.498	10:23:37.292
13 -	30.884	20.676	51.560	84.34	0.605	10:24:28.852
14 -	30.884	21.849	52.733	82.46	1.778	10:25:21.585

P7	47	Daryl DANCE	BMW - 2 brothers scaffolding/Dad			
IDEAL LAP TIME : 50.998		BEST LAP TIME : 50.998	DIFFERENCE : 0.000			

LAP	SECTOR 1	SECTOR 2	LAP TIME	MPH	DIFF	TIME OF DAY
1 -	37.435	23.135	1:00.570	71.79	9.572	10:13:49.617
2 -	35.278	22.717	57.995	74.98	6.997	10:14:47.612
3 -	32.598	21.662	54.260	80.14	3.262	10:15:41.872
4 -	32.178	21.322	53.500	81.28	2.502	10:16:35.372
5 -	31.897	21.058	52.955	82.11	1.957	10:17:28.327
6 -	31.805	21.013	52.818	82.33	1.820	10:18:21.145
7 -	31.601	20.804	52.405	82.98	1.407	10:19:13.550
8 -	32.463	20.783	53.246	81.67	2.248	10:20:06.796
9 -	31.417	21.677	53.094	81.90	2.096	10:20:59.890
10 -	31.500	20.360	51.860	83.85	0.862	10:21:51.750
11 -	31.419	20.242	51.661 (3)	84.17	0.663	10:22:43.411
12 -	30.871	20.470	51.341 (2)	84.70	0.343	10:23:34.752
13 -	31.113	20.979	52.092	83.47	1.094	10:24:26.844
14 -	30.819	20.179	50.998 (1)	85.27		10:25:17.842

Weather / Track : Cloudy / Dry

Brands Hatch Indy
Circuit Length = 1.2079 miles
Start: 10:12 Flag 10:24 End: 10:25

BMCRC - MRO Championships 2015 - Rnd 1 @ Brands Hatch Indy

MRO Powerbikes inc Clubman 1000

QUALIFYING - SECTOR ANALYSIS

SECTOR 1 = FL to I1, SECTOR 2 = I1 to I2, SECTOR 3 = I2 to FL, DIFF = Difference To Personal Best Lap

P8 130		Michael HONEY		Ducati -			
IDEAL LAP TIME : 51.032		BEST LAP TIME : 51.059		DIFFERENCE : 0.027			
LAP	SECTOR 1	SECTOR 2	LAP TIME	MPH	DIFF	TIME OF DAY	
1 -	33.604	21.753	55.357	78.55	4.298	10:13:36.680	
2 -	33.212	21.849	55.061	78.97	4.002	10:14:31.741	
3 -	32.684	21.098	53.782	80.85	2.723	10:15:25.523	
4 -	31.993	20.702	52.695	82.52	1.636	10:16:18.218	
5 -	32.320	20.816	53.136	81.83	2.077	10:17:11.354	
6 -	32.669	21.203	53.872	80.72	2.813	10:18:05.226	
7 -	31.790	22.004	53.794	80.83	2.735	10:18:59.020	
8 -	31.719	21.225	52.944	82.13	1.885	10:19:51.964	
9 -	31.115	21.334	52.449	82.91	1.390	10:20:44.413	
10 -	30.909	20.353	51.262 (2)	84.83	0.203	10:21:35.675	
11 -	30.800	21.124	51.924 (3)	83.74	0.865	10:22:27.599	
12 -	31.706	20.641	52.347	83.07	1.288	10:23:19.946	
13 -	30.827	20.232	51.059 (1)	85.16		10:24:11.005	
14 -	31.882	22.215	54.097	80.38	3.038	10:25:05.102	

P9 58		Jamie LOVEDAY		Kawasaki - Insignia signs			
IDEAL LAP TIME : 51.151		BEST LAP TIME : 51.151		DIFFERENCE : 0.000			
LAP	SECTOR 1	SECTOR 2	LAP TIME	MPH	DIFF	TIME OF DAY	
1 -	37.330	22.947	1:00.277	72.14	9.126	10:13:49.808	
2 -	34.797	21.987	56.784	76.58	5.633	10:14:46.592	
3 -	32.402	21.678	54.080	80.41	2.929	10:15:40.672	
4 -	32.386	20.667	53.053	81.96	1.902	10:16:33.725	
5 -	31.509	20.386	51.895 (2)	83.79	0.744	10:17:25.620	
6 -	32.076	20.893	52.969	82.09	1.818	10:18:18.589	
7 -	32.493	21.230	53.723	80.94	2.572	10:19:12.312	
8 -	31.577	20.810	52.387	83.00	1.236	10:20:04.699	
9 -	32.230	20.761	52.991	82.06	1.840	10:20:57.690	
10 -	31.158	19.993	51.151 (1)	85.01		10:21:48.841	
11 -	31.824	20.316	52.140 (3)	83.40	0.989	10:22:40.981	

P10 148		Nicky WILSON		Ducati - W M Snells			
IDEAL LAP TIME : 51.204		BEST LAP TIME : 51.232		DIFFERENCE : 0.028			
LAP	SECTOR 1	SECTOR 2	LAP TIME	MPH	DIFF	TIME OF DAY	
1 -	37.097	22.713	59.810	72.70	8.578	10:13:50.311	
2 -	35.545	22.470	58.015	74.95	6.783	10:14:48.326	
3 -	34.346	21.594	55.940	77.73	4.708	10:15:44.266	
4 -	32.510	20.681	53.191	81.75	1.959	10:16:37.457	
5 -	32.428	20.518	52.946	82.13	1.714	10:17:30.403	
6 -	31.452	20.466	51.918	83.75	0.686	10:18:22.321	
7 -	31.739	21.862	53.601	81.12	2.369	10:19:15.922	
8 -	31.947	21.784	53.731	80.93	2.499	10:20:09.653	
9 -	31.292	22.677	53.969	80.57	2.737	10:21:03.622	
10 -	31.794	20.565	52.359	83.05	1.127	10:21:55.981	
11 -	31.166	20.489	51.655 (3)	84.18	0.423	10:22:47.636	
12 -	30.845	20.387	51.232 (1)	84.88		10:23:38.868	
13 -	31.196	20.359	51.555 (2)	84.34	0.323	10:24:30.423	
14 -	32.104	20.400	52.504	82.82	1.272	10:25:22.927	

P11 141 C		Ramone DURRANI		Kawasaki -			
IDEAL LAP TIME : 51.316		BEST LAP TIME : 51.469		DIFFERENCE : 0.153			
LAP	SECTOR 1	SECTOR 2	LAP TIME	MPH	DIFF	TIME OF DAY	
1 -	37.119	23.216	1:00.335	72.07	8.866	10:13:54.997	
2 -	33.712	21.560	55.272	78.67	3.803	10:14:50.269	
3 -	32.943	21.747	54.690	79.51	3.221	10:15:44.959	
4 -	32.233	20.318	52.551	82.75	1.082	10:16:37.510	
5 -	31.352	20.117	51.469 (1)	84.48		10:17:28.979	
6 -	31.554	20.686	52.240	83.24	0.771	10:18:21.219	

Weather / Track : Cloudy / Dry

Brands Hatch Indy
Circuit Length = 1.2079 miles
Start: 10:12 Flag 10:24 End: 10:25

BMCRC - MRO Championships 2015 - Rnd 1 @ Brands Hatch Indy

MRO Powerbikes inc Clubman 1000

QUALIFYING - SECTOR ANALYSIS

SECTOR 1 = FL to I1, SECTOR 2 = I1 to I2, SECTOR 3 = I2 to FL, DIFF = Difference To Personal Best Lap

7 -	32.062	20.361	52.423	82.95	0.954	10:19:13.642
8 -	32.299	20.531	52.830	82.31	1.361	10:20:06.472
9 -	31.199	21.920	53.119	81.86	1.650	10:20:59.591
10 -	31.961	20.361	52.322	83.11	0.853	10:21:51.913
11 -	31.715	20.165	51.880 (2)	83.82	0.411	10:22:43.793
12 -	31.715	20.438	52.153	83.38	0.684	10:23:35.946
13 -	31.281	20.790	52.071 (3)	83.51	0.602	10:24:28.017
14 -	31.321	20.942	52.263	83.20	0.794	10:25:20.280

P12 15 Jon WAGHORN		Ducati -				
IDEAL LAP TIME : 51.659		BEST LAP TIME : 51.942		DIFFERENCE : 0.283		
LAP	SECTOR 1	SECTOR 2	LAP TIME	MPH	DIFF	TIME OF DAY
1 -	35.124	22.412	57.536	75.58	5.594	10:13:41.329
2 -	32.378	21.168	53.546	81.21	1.604	10:14:34.875
3 -	31.641	20.721	52.362 (3)	83.04	0.420	10:15:27.237
4 -	31.601	20.650	52.251 (2)	83.22	0.309	10:16:19.488
5 -	32.364	21.542	53.906	80.67	1.964	10:17:13.394
6 -	33.698	21.779	55.477	78.38	3.535	10:18:08.871
7 -	33.061	22.086	55.147	78.85	3.205	10:19:04.018
8 -	31.259	20.683	51.942 (1)	83.72		10:19:55.960
9 -	36.835	22.574	59.409	73.19	7.467	10:20:55.369
10 -	31.933	21.090	53.023	82.01	1.081	10:21:48.392
11 -	34.532	20.673	55.205	78.77	3.263	10:22:43.597
12 -	32.295	21.279	53.574	81.17	1.632	10:23:37.171
13 -	31.756	20.901	52.657	82.58	0.715	10:24:29.828
14 -	33.229	20.400	53.629	81.08	1.687	10:25:23.457

P13 67 Ross HUMPHRIES		Ducati -				
IDEAL LAP TIME : 51.541		BEST LAP TIME : 52.213		DIFFERENCE : 0.672		
LAP	SECTOR 1	SECTOR 2	LAP TIME	MPH	DIFF	TIME OF DAY
1 -	38.148	23.761	1:01.909	70.24	9.696	10:13:57.956
2 -	34.612	22.490	57.102	76.15	4.889	10:14:55.058
3 -	33.220	22.712	55.932	77.74	3.719	10:15:50.990
4 -	32.425	21.438	53.863	80.73	1.650	10:16:44.853
5 -	32.052	21.396	53.448	81.36	1.235	10:17:38.301
6 -	32.406	21.770	54.176	80.26	1.963	10:18:32.477
7 -	31.689	20.605	52.294 (3)	83.15	0.081	10:19:24.771
8 -	31.035	21.178	52.213 (1)	83.28		10:20:16.984
9 -	31.273	20.965	52.238 (2)	83.24	0.025	10:21:09.222
10 -	32.193		1:21.861 P	53.12	29.648	10:22:31.083
11 -	OUTLAP	22.501	1:03.895	68.05	11.682	10:23:34.978
12 -	33.713	20.848	54.561	79.70	2.348	10:24:29.539
13 -	30.936	21.656	52.592	82.68	0.379	10:25:22.131

P14 24 C Alan SMITH		Kawasaki - Mervyn Lambert Plant/Orwells Mcs				
IDEAL LAP TIME : 52.312		BEST LAP TIME : 52.312		DIFFERENCE : 0.000		
LAP	SECTOR 1	SECTOR 2	LAP TIME	MPH	DIFF	TIME OF DAY
1 -	37.654	23.014	1:00.668	71.67	8.356	10:13:45.805
2 -	33.990	21.634	55.624	78.17	3.312	10:14:41.429
3 -	33.626	21.981	55.607	78.20	3.295	10:15:37.036
4 -	33.162	21.430	54.592	79.65	2.280	10:16:31.628
5 -	32.522	21.347	53.869	80.72	1.557	10:17:25.497
6 -	32.041	20.961	53.002	82.04	0.690	10:18:18.499
7 -	32.370	21.389	53.759	80.89	1.447	10:19:12.258
8 -	33.458	21.141	54.599	79.64	2.287	10:20:06.857
9 -	31.763	21.722	53.485	81.30	1.173	10:21:00.342
10 -	32.078	20.700	52.778 (3)	82.39	0.466	10:21:53.120
11 -	31.898	20.711	52.609 (2)	82.65	0.297	10:22:45.729
12 -	31.739	20.573	52.312 (1)	83.12		10:23:38.041
13 -	32.500	21.058	53.558	81.19	1.246	10:24:31.599
14 -	32.746	20.809	53.555	81.19	1.243	10:25:25.154

Weather / Track : Cloudy / Dry

Brands Hatch Indy
Circuit Length = 1.2079 miles
Start: 10:12 Flag 10:24 End: 10:25

BMCRC - MRO Championships 2015 - Rnd 1 @ Brands Hatch Indy

MRO Powerbikes inc Clubman 1000

QUALIFYING - SECTOR ANALYSIS

SECTOR 1 = FL to I1, SECTOR 2 = I1 to I2, SECTOR 3 = I2 to FL, DIFF = Difference To Personal Best Lap

P15 138		Michael BLANK		Kawasaki -			
IDEAL LAP TIME : 52.249		BEST LAP TIME : 52.369		DIFFERENCE : 0.120			
LAP	SECTOR 1	SECTOR 2	LAP TIME	MPH	DIFF	TIME OF DAY	
1 -	35.370	23.780	59.150	73.51	6.781	10:14:25.556	
2 -	33.684	22.544	56.228	77.33	3.859	10:15:21.784	
3 -	33.556	22.125	55.681	78.09	3.312	10:16:17.465	
4 -	33.544	21.714	55.258	78.69	2.889	10:17:12.723	
5 -	33.657	21.376	55.033	79.01	2.664	10:18:07.756	
6 -	32.862	21.174	54.036	80.47	1.667	10:19:01.792	
7 -	31.969	20.701	52.670	82.56	0.301	10:19:54.462	
8 -	31.714	20.655	52.369 (1)	83.03		10:20:46.831	
9 -	31.797	21.298	53.095	81.90	0.726	10:21:39.926	
10 -	31.705	20.809	52.514 (3)	82.80	0.145	10:22:32.440	
11 -	31.594	20.867	52.461 (2)	82.89	0.092	10:23:24.901	

P16 48 C		Christos BOUZOUKIS		BMW -			
IDEAL LAP TIME : 52.440		BEST LAP TIME : 52.440		DIFFERENCE : 0.000			
LAP	SECTOR 1	SECTOR 2	LAP TIME	MPH	DIFF	TIME OF DAY	
1 -	36.978	23.609	1:00.587	71.77	8.147	10:14:01.867	
2 -	34.872	23.548	58.420	74.43	5.980	10:15:00.287	
3 -	33.395	22.091	55.486	78.37	3.046	10:15:55.773	
4 -	33.009	21.448	54.457	79.85	2.017	10:16:50.230	
5 -	33.531	21.812	55.343	78.57	2.903	10:17:45.573	
6 -	32.320	21.278	53.598	81.13	1.158	10:18:39.171	
7 -	32.875	20.934	53.809	80.81	1.369	10:19:32.980	
8 -	32.093	21.214	53.307 (3)	81.57	0.867	10:20:26.287	
9 -	31.994	21.428	53.422	81.40	0.982	10:21:19.709	
10 -	33.129	21.851	54.980	79.09	2.540	10:22:14.689	
11 -	32.222	21.049	53.271 (2)	81.63	0.831	10:23:07.960	
12 -	31.720	20.720	52.440 (1)	82.92		10:24:00.400	

P17 76		Jason BYARD		Suzuki -			
IDEAL LAP TIME : 52.449		BEST LAP TIME : 52.449		DIFFERENCE : 0.000			
LAP	SECTOR 1	SECTOR 2	LAP TIME	MPH	DIFF	TIME OF DAY	
1 -	OUTLAP	22.272	1:00.403	71.99	7.954	10:14:42.175	
2 -	34.236	22.800	57.036	76.24	4.587	10:15:39.211	
3 -	33.593	20.855	54.448	79.86	1.999	10:16:33.659	
4 -	32.512	20.816	53.328 (2)	81.54	0.879	10:17:26.987	
5 -	31.922	20.527	52.449 (1)	82.91		10:18:19.436	
6 -	32.611	21.385	53.996 (3)	80.53	1.547	10:19:13.432	
7 -	35.583		2:45.358 P	26.29	1:52.909	10:21:58.790	

P18 63		James WHITE		Kawasaki - Team Afterdark/Skilcom			
IDEAL LAP TIME : 52.552		BEST LAP TIME : 52.552		DIFFERENCE : 0.000			
LAP	SECTOR 1	SECTOR 2	LAP TIME	MPH	DIFF	TIME OF DAY	
1 -	41.101	25.298	1:06.399	65.49	13.847	10:14:09.357	
2 -	36.831	23.729	1:00.560	71.80	8.008	10:15:09.917	
3 -	36.896	22.876	59.772	72.75	7.220	10:16:09.689	
4 -	35.121	22.104	57.225	75.99	4.673	10:17:06.914	
5 -	33.635	21.634	55.269	78.68	2.717	10:18:02.183	
6 -	34.617	22.751	57.368	75.80	4.816	10:18:59.551	
7 -	32.947	21.648	54.595	79.65	2.043	10:19:54.146	
8 -	33.045	21.818	54.863	79.26	2.311	10:20:49.009	
9 -	33.062	21.666	54.728	79.45	2.176	10:21:43.737	
10 -	32.868	21.325	54.193 (3)	80.24	1.641	10:22:37.930	
11 -	34.008	21.490	55.498	78.35	2.946	10:23:33.428	
12 -	32.331	21.847	54.178 (2)	80.26	1.626	10:24:27.606	
13 -	31.568	20.984	52.552 (1)	82.74		10:25:20.158	

Weather / Track : Cloudy / Dry

Brands Hatch Indy
Circuit Length = 1.2079 miles
Start: 10:12 Flag 10:24 End: 10:25

BMCRC - MRO Championships 2015 - Rnd 1 @ Brands Hatch Indy

MRO Powerbikes inc Clubman 1000

QUALIFYING - SECTOR ANALYSIS

SECTOR 1 = FL to I1, SECTOR 2 = I1 to I2, SECTOR 3 = I2 to FL, DIFF = Difference To Personal Best Lap

P19		8 C		John COUGHLAN		Aprilia - BIKERSWORLD	
IDEAL LAP TIME : 52.316		BEST LAP TIME : 52.677		DIFFERENCE : 0.361			
LAP	SECTOR 1	SECTOR 2	LAP TIME	MPH	DIFF	TIME OF DAY	
1 -	36.634	23.668	1:00.302	72.11	7.625	10:13:48.599	
2 -	34.166	22.449	56.615	76.81	3.938	10:14:45.214	
3 -	33.562	21.753	55.315	78.61	2.638	10:15:40.529	
4 -	33.068	21.351	54.419	79.90	1.742	10:16:34.948	
5 -	32.025	20.738	52.763 (2)	82.41	0.086	10:17:27.711	
6 -	32.005	20.672	52.677 (1)	82.55		10:18:20.388	
7 -	33.410	20.979	54.389	79.95	1.712	10:19:14.777	
8 -	32.439	21.289	53.728 (3)	80.93	1.051	10:20:08.505	

P20		40 C		Martin RONALDSON		Kawasaki -	
IDEAL LAP TIME : 52.476		BEST LAP TIME : 52.696		DIFFERENCE : 0.220			
LAP	SECTOR 1	SECTOR 2	LAP TIME	MPH	DIFF	TIME OF DAY	
1 -	36.813	25.481	1:02.294	69.80	9.598	10:14:10.222	
2 -	34.885	22.830	57.715	75.34	5.019	10:15:07.937	
3 -	34.269	22.506	56.775	76.59	4.079	10:16:04.712	
4 -	32.752	21.597	54.349	80.01	1.653	10:16:59.061	
5 -	32.570	21.160	53.730	80.93	1.034	10:17:52.791	
6 -	31.767	20.929	52.696 (1)	82.52		10:18:45.487	
7 -	32.287	21.094	53.381 (3)	81.46	0.685	10:19:38.868	
8 -	31.547	22.228	53.775	80.86	1.079	10:20:32.643	
9 -	32.608	22.388	54.996	79.07	2.300	10:21:27.639	
10 -	32.923	21.813	54.736	79.44	2.040	10:22:22.375	
11 -	34.325	21.196	55.521	78.32	2.825	10:23:17.896	
12 -	31.821	20.957	52.778 (2)	82.39	0.082	10:24:10.674	

P21		59 C		Will DALTON		Kawasaki -	
IDEAL LAP TIME : 52.983		BEST LAP TIME : 52.983		DIFFERENCE : 0.000			
LAP	SECTOR 1	SECTOR 2	LAP TIME	MPH	DIFF	TIME OF DAY	
1 -	36.455	22.935	59.390	73.22	6.407	10:13:43.380	
2 -	34.683	21.877	56.560	76.88	3.577	10:14:39.940	
3 -	33.110	21.360	54.470	79.83	1.487	10:15:34.410	
4 -	32.765	21.355	54.120	80.35	1.137	10:16:28.530	
5 -	32.330	20.821	53.151 (3)	81.81	0.168	10:17:21.681	
6 -	32.223	21.240	53.463	81.33	0.480	10:18:15.144	
7 -	32.208	20.775	52.983 (1)	82.07		10:19:08.127	
8 -	34.827	21.589	56.416	77.08	3.433	10:20:04.543	
9 -	32.735	21.329	54.064	80.43	1.081	10:20:58.607	
10 -	32.260	20.843	53.103 (2)	81.88	0.120	10:21:51.710	

P22		171		John BUTLER		Kawasaki -	
IDEAL LAP TIME : 53.210		BEST LAP TIME : 53.276		DIFFERENCE : 0.066			
LAP	SECTOR 1	SECTOR 2	LAP TIME	MPH	DIFF	TIME OF DAY	
1 -	33.809	21.895	55.704 (3)	78.06	2.428	10:13:46.774	
2 -	31.682	21.614	53.296 (2)	81.59	0.020	10:14:40.070	
3 -	31.596	21.680	53.276 (1)	81.62		10:15:33.346	

P23		17 C		Luke ZUCHOWSKI		Suzuki -	
IDEAL LAP TIME : 53.055		BEST LAP TIME : 53.313		DIFFERENCE : 0.258			
LAP	SECTOR 1	SECTOR 2	LAP TIME	MPH	DIFF	TIME OF DAY	
1 -	38.166	22.670	1:00.836	71.48	7.523	10:13:58.478	
2 -	34.701	22.378	57.079	76.18	3.766	10:14:55.557	
3 -	34.023	21.551	55.574	78.24	2.261	10:15:51.131	
4 -	33.445	21.120	54.565	79.69	1.252	10:16:45.696	
5 -	32.614	21.161	53.775 (3)	80.86	0.462	10:17:39.471	
6 -	32.203	21.700	53.903	80.67	0.590	10:18:33.374	
7 -	32.375	20.938	53.313 (1)	81.56		10:19:26.687	

Weather / Track : Cloudy / Dry

Brands Hatch Indy
Circuit Length = 1.2079 miles
Start: 10:12 Flag 10:24 End: 10:25

BMCRC - MRO Championships 2015 - Rnd 1 @ Brands Hatch Indy

MRO Powerbikes inc Clubman 1000

QUALIFYING - SECTOR ANALYSIS

SECTOR 1 = FL to I1, SECTOR 2 = I1 to I2, SECTOR 3 = I2 to FL, DIFF = Difference To Personal Best Lap

8 - 32.627 **20.852** 53.479 (2) 81.31 0.166 10:20:20.166

P24 97 Ben GALLAWAY			Honda -			
IDEAL LAP TIME : 53.248		BEST LAP TIME : 53.652		DIFFERENCE : 0.404		
LAP	SECTOR 1	SECTOR 2	LAP TIME	MPH	DIFF	TIME OF DAY
1 -	39.150	24.733	1:03.883	68.07	10.231	10:14:01.045
2 -	36.717	24.106	1:00.823	71.49	7.171	10:15:01.868
3 -	36.032	22.344	58.376	74.49	4.724	10:16:00.244
4 -	34.799	21.858	56.657	76.75	3.005	10:16:56.901
5 -	33.703	21.952	55.655	78.13	2.003	10:17:52.556
6 -	33.074	21.405	54.479	79.82	0.827	10:18:47.035
7 -	32.780	21.236	54.016 (3)	80.50	0.364	10:19:41.051
8 -	32.069	21.614	53.683 (2)	81.00	0.031	10:20:34.734
9 -	33.838	21.179	55.017	79.04	1.365	10:21:29.751
10 -	32.307	21.345	53.652 (1)	81.05		10:22:23.403
11 -	34.293	22.169	56.462	77.01	2.810	10:23:19.865

P25 57 C David MILLS			Kawasaki - Area Fifty One Racing			
IDEAL LAP TIME : 53.871		BEST LAP TIME : 53.933		DIFFERENCE : 0.062		
LAP	SECTOR 1	SECTOR 2	LAP TIME	MPH	DIFF	TIME OF DAY
1 -	42.036	25.546	1:07.582	64.34	13.649	10:13:57.467
2 -	38.013	23.976	1:01.989	70.15	8.056	10:14:59.456
3 -	36.096	22.848	58.944	73.77	5.011	10:15:58.400
4 -	34.674	22.231	56.905	76.41	2.972	10:16:55.305
5 -	34.381	21.764	56.145	77.45	2.212	10:17:51.450
6 -	32.694	21.239	53.933 (1)	80.62		10:18:45.383
7 -	33.005	21.456	54.461 (2)	79.84	0.528	10:19:39.844
8 -	32.632	22.285	54.917 (3)	79.18	0.984	10:20:34.761
9 -	34.759	22.671	57.430	75.72	3.497	10:21:32.191
10 -	33.732	21.933	55.665	78.12	1.732	10:22:27.856
11 -	34.077	22.591	56.668	76.73	2.735	10:23:24.524
12 -	34.220	23.229	57.449	75.69	3.516	10:24:21.973
13 -	33.856	22.030	55.886	77.81	1.953	10:25:17.859

P26 37 C Aldo MORELLO			BMW -			
IDEAL LAP TIME : 54.560		BEST LAP TIME : 54.666		DIFFERENCE : 0.106		
LAP	SECTOR 1	SECTOR 2	LAP TIME	MPH	DIFF	TIME OF DAY
1 -	38.934	24.692	1:03.626	68.34	8.960	10:13:54.578
2 -	36.500	23.667	1:00.167	72.27	5.501	10:14:54.745
3 -	35.679	22.412	58.091	74.85	3.425	10:15:52.836
4 -	34.185	22.640	56.825	76.52	2.159	10:16:49.661
5 -	33.782	22.096	55.878	77.82	1.212	10:17:45.539
6 -	33.802	21.774	55.576 (2)	78.24	0.910	10:18:41.115
7 -	34.127	21.627	55.754 (3)	77.99	1.088	10:19:36.869
8 -	33.255	23.328	56.583	76.85	1.917	10:20:33.452
9 -	35.767	22.896	58.663	74.12	3.997	10:21:32.115
10 -	34.205	21.967	56.172	77.41	1.506	10:22:28.287
11 -	33.849	22.495	56.344	77.17	1.678	10:23:24.631
12 -	34.111	22.936	57.047	76.22	2.381	10:24:21.678
13 -	32.933	21.733	54.666 (1)	79.54		10:25:16.344

P27 71 C Colin CLUNE			Kawasaki -			
IDEAL LAP TIME : 54.264		BEST LAP TIME : 55.018		DIFFERENCE : 0.754		
LAP	SECTOR 1	SECTOR 2	LAP TIME	MPH	DIFF	TIME OF DAY
1 -	36.419	22.987	59.406	73.20	4.388	10:13:51.319
2 -	34.241	22.506	56.747	76.63	1.729	10:14:48.066
3 -	34.917	22.376	57.293	75.90	2.275	10:15:45.359
4 -	33.936	22.647	56.583 (3)	76.85	1.565	10:16:41.942
5 -	33.055	21.963	55.018 (1)	79.03		10:17:36.960
6 -	33.565	23.071	56.636	76.78	1.618	10:18:33.596

Weather / Track : Cloudy / Dry

Brands Hatch Indy
Circuit Length = 1.2079 miles
Start: 10:12 Flag 10:24 End: 10:25

BMCRC - MRO Championships 2015 - Rnd 1 @ Brands Hatch Indy

MRO Powerbikes inc Clubman 1000

QUALIFYING - SECTOR ANALYSIS

SECTOR 1 = FL to I1, SECTOR 2 = I1 to I2, SECTOR 3 = I2 to FL, DIFF = Difference To Personal Best Lap
 7 - 33.393 **21.903** 55.296 (2) 78.64 0.278 10:19:28.892

P28 46 C Simon GATES			Yamaha - No Talentino Rossi			
IDEAL LAP TIME : 55.040		BEST LAP TIME : 55.100		DIFFERENCE : 0.060		
LAP	SECTOR 1	SECTOR 2	LAP TIME	MPH	DIFF	TIME OF DAY
1 -	37.285	23.723	1:01.008	71.27	5.908	10:13:45.672
2 -	35.371	22.717	58.088	74.86	2.988	10:14:43.760
3 -	34.457	22.298	56.755	76.62	1.655	10:15:40.515
4 -	34.267	21.872	56.139	77.46	1.039	10:16:36.654
5 -	34.913	21.668	56.581	76.85	1.481	10:17:33.235
6 -	33.372	21.728	55.100 (1)	78.92		10:18:28.335
7 -	33.492	21.760	55.252 (2)	78.70	0.152	10:19:23.587
8 -	33.637	22.225	55.862 (3)	77.84	0.762	10:20:19.449
9 -	34.969	23.751	58.720	74.05	3.620	10:21:18.169
10 -	34.601	22.008	56.609	76.81	1.509	10:22:14.778

P29 74 C Andrew BURKE			Honda -			
IDEAL LAP TIME : 55.575		BEST LAP TIME : 55.951		DIFFERENCE : 0.376		
LAP	SECTOR 1	SECTOR 2	LAP TIME	MPH	DIFF	TIME OF DAY
1 -	39.080	25.227	1:04.307	67.62	8.356	10:13:58.283
2 -	38.357	24.858	1:03.215	68.79	7.264	10:15:01.498
3 -	37.100	23.652	1:00.752	71.57	4.801	10:16:02.250
4 -	34.768	22.683	57.451	75.69	1.500	10:16:59.701
5 -	34.349	22.192	56.541	76.91	0.590	10:17:56.242
6 -	34.205	22.279	56.484	76.98	0.533	10:18:52.726
7 -	33.928	22.368	56.296	77.24	0.345	10:19:49.022
8 -	33.804	22.761	56.565	76.87	0.614	10:20:45.587
9 -	33.992	22.107	56.099	77.51	0.148	10:21:41.686
10 -	33.645	22.306	55.951 (1)	77.72		10:22:37.637
11 -	33.674	22.279	55.953 (2)	77.71	0.002	10:23:33.590
12 -	33.930	22.085	56.015 (3)	77.63	0.064	10:24:29.605
13 -	34.765	21.930	56.695	76.70	0.744	10:25:26.300

P30 142 C Ross BARNES			Kawasaki - FPRacing /Chasbikes			
IDEAL LAP TIME : 55.787		BEST LAP TIME : 56.048		DIFFERENCE : 0.261		
LAP	SECTOR 1	SECTOR 2	LAP TIME	MPH	DIFF	TIME OF DAY
1 -	40.151	25.517	1:05.668	66.22	9.620	10:14:09.998
2 -	36.443	24.157	1:00.600	71.75	4.552	10:15:10.598
3 -	35.214	23.095	58.309	74.57	2.261	10:16:08.907
4 -	34.886	22.484	57.370	75.79	1.322	10:17:06.277
5 -	35.353		1:39.236 P	43.82	43.188	10:18:45.513
6 -	OUTLAP	23.034	1:02.721	69.33	6.673	10:19:48.234
7 -	33.901	22.658	56.559 (3)	76.88	0.511	10:20:44.793
8 -	33.826	22.572	56.398 (2)	77.10	0.350	10:21:41.191
9 -	33.748	22.300	56.048 (1)	77.58		10:22:37.239
10 -	33.487		1:35.366 P	45.59	39.318	10:24:12.605
11 -	OUTLAP	22.624	1:01.538	70.66	5.490	10:25:14.143

P31 43 C Julian ENTICKNAP			Suzuki - AssessTech LTD			
IDEAL LAP TIME : 56.262		BEST LAP TIME : 56.580		DIFFERENCE : 0.318		
LAP	SECTOR 1	SECTOR 2	LAP TIME	MPH	DIFF	TIME OF DAY
1 -	37.694	23.881	1:01.575	70.62	4.995	10:13:48.321
2 -	36.179	22.958	59.137	73.53	2.557	10:14:47.458
3 -	34.114	22.466	56.580 (1)	76.85		10:15:44.038
4 -	34.931	22.416	57.347 (3)	75.82	0.767	10:16:41.385
5 -	34.481	22.148	56.629 (2)	76.79	0.049	10:17:38.014
6 -	36.230	24.033	1:00.263	72.16	3.683	10:18:38.277

Weather / Track : Cloudy / Dry

Brands Hatch Indy
 Circuit Length = 1.2079 miles
 Start: 10:12 Flag 10:24 End: 10:25

BMCRC - MRO Championships 2015 - Rnd 1 @ Brands Hatch Indy

MRO Powerbikes inc Clubman 1000

QUALIFYING - SECTOR ANALYSIS

SECTOR 1 = FL to I1, SECTOR 2 = I1 to I2, SECTOR 3 = I2 to FL, DIFF = Difference To Personal Best Lap

P32 85 C		John DAVIS		Yamaha -			
IDEAL LAP TIME : 57.194		BEST LAP TIME : 57.930		DIFFERENCE : 0.736			
LAP	SECTOR 1	SECTOR 2	LAP TIME	MPH	DIFF	TIME OF DAY	
1 -	39.392	24.812	1:04.204	67.73	6.274	10:14:01.906	
2 -	37.843	25.168	1:03.011	69.01	5.081	10:15:04.917	
3 -	37.445	25.069	1:02.514	69.56	4.584	10:16:07.431	
4 -	35.837	23.497	59.334	73.29	1.404	10:17:06.765	
5 -	35.318	23.801	59.119	73.55	1.189	10:18:05.884	
6 -	35.897	22.668	58.565 (3)	74.25	0.635	10:19:04.449	
7 -	35.575	22.683	58.258 (2)	74.64	0.328	10:20:02.707	
8 -	34.526	23.404	57.930 (1)	75.06		10:21:00.637	

P33 87 C		Craig BAKER		Yamaha -			
IDEAL LAP TIME : 57.632		BEST LAP TIME : 58.167		DIFFERENCE : 0.535			
LAP	SECTOR 1	SECTOR 2	LAP TIME	MPH	DIFF	TIME OF DAY	
1 -	42.327	26.559	1:08.886	63.12	10.719	10:14:10.558	
2 -	37.277	24.259	1:01.536	70.66	3.369	10:15:12.094	
3 -	36.178	24.113	1:00.291	72.12	2.124	10:16:12.385	
4 -	35.517	23.371	58.888	73.84	0.721	10:17:11.273	
5 -	35.575	23.000	58.575 (2)	74.23	0.408	10:18:09.848	
6 -	34.789	23.378	58.167 (1)	74.76		10:19:08.015	
7 -	38.330	23.894	1:02.224	69.88	4.057	10:20:10.239	
8 -	34.632	24.010	58.642 (3)	74.15	0.475	10:21:08.881	

P34 23		Mark FINCHAM		BMW -			
IDEAL LAP TIME : 58.190		BEST LAP TIME : 58.190		DIFFERENCE : 0.000			
LAP	SECTOR 1	SECTOR 2	LAP TIME	MPH	DIFF	TIME OF DAY	
1 -	39.653	24.946	1:04.599 (3)	67.31	6.409	10:13:59.363	
2 -	38.137	23.796	1:01.933 (2)	70.21	3.743	10:15:01.296	
3 -	35.350	22.840	58.190 (1)	74.73		10:15:59.486	

P35 29		Mark LISTER		Honda - LCS			
IDEAL LAP TIME : 58.315		BEST LAP TIME : 58.315		DIFFERENCE : 0.000			
LAP	SECTOR 1	SECTOR 2	LAP TIME	MPH	DIFF	TIME OF DAY	
1 -	39.091	24.094	1:03.185 (2)	68.82	4.870	10:14:00.112	
2 -	35.391	22.924	58.315 (1)	74.57		10:14:58.427	

P36 64 C		Mitchell BROOKES		Honda -			
IDEAL LAP TIME : 59.457		BEST LAP TIME : 1:00.150		DIFFERENCE : 0.693			
LAP	SECTOR 1	SECTOR 2	LAP TIME	MPH	DIFF	TIME OF DAY	
1 -	41.699	26.175	1:07.874	64.06	7.724	10:14:03.472	
2 -	39.029	25.215	1:04.244	67.68	4.094	10:15:07.716	
3 -	39.201	25.709	1:04.910	66.99	4.760	10:16:12.626	
4 -	38.568	24.706	1:03.274	68.72	3.124	10:17:15.900	
5 -	37.530	24.270	1:01.800	70.36	1.650	10:18:17.700	
6 -	36.223	23.927	1:00.150 (1)	72.29		10:19:17.850	
7 -	36.695	23.478	1:00.173 (2)	72.26	0.023	10:20:18.023	
8 -	35.979	24.783	1:00.762	71.56	0.612	10:21:18.785	
9 -	37.709	24.652	1:02.361	69.73	2.211	10:22:21.146	
10 -	36.999	23.769	1:00.768	71.56	0.618	10:23:21.914	
11 -	36.263	24.007	1:00.270 (3)	72.15	0.120	10:24:22.184	
12 -	37.152	23.942	1:01.094	71.17	0.944	10:25:23.278	

P37 55 C		Michael COPLEY		Suzuki - spindle grind			
IDEAL LAP TIME : 1:01.710		BEST LAP TIME : 1:01.853		DIFFERENCE : 0.143			
LAP	SECTOR 1	SECTOR 2	LAP TIME	MPH	DIFF	TIME OF DAY	
1 -	41.192	26.151	1:07.343	64.57	5.490	10:13:58.224	
2 -	38.882	25.245	1:04.127	67.81	2.274	10:15:02.351	

Weather / Track : Cloudy / Dry

Brands Hatch Indy
Circuit Length = 1.2079 miles
Start: 10:12 Flag 10:24 End: 10:25

BMCRC - MRO Championships 2015 - Rnd 1 @ Brands Hatch Indy

MRO Powerbikes inc Clubman 1000

QUALIFYING - SECTOR ANALYSIS

SECTOR 1 = FL to I1, SECTOR 2 = I1 to I2, SECTOR 3 = I2 to FL, DIFF = Difference To Personal Best Lap

3 -	39.217	25.949	1:05.166	66.73	3.313	10:16:07.517
4 -	38.148	24.804	1:02.952	69.07	1.099	10:17:10.469
5 -	38.031	24.531	1:02.562	69.50	0.709	10:18:13.031
6 -	37.498	24.355	1:01.853 (1)	70.30		10:19:14.884
7 -	37.481	24.787	1:02.268 (2)	69.83	0.415	10:20:17.152
8 -	38.003	24.827	1:02.830	69.21	0.977	10:21:19.982
9 -	37.796	24.794	1:02.590	69.47	0.737	10:22:22.572
10 -	37.736	24.578	1:02.314 (3)	69.78	0.461	10:23:24.886
11 -	37.355	26.399	1:03.754	68.20	1.901	10:24:28.640

BMCRC - MRO Championships 2015 - Rnd 1 @ Brands Hatch Indy

MRO Powerbikes inc Clubman 1000

QUALIFYING - BEST SECTORS

SECTOR 1			SECTOR 2			IDEAL / BEST COMPARISON						
POS	NO	NAME	TIME	NO	NAME	TIME	POS	NO	NAME	IDEAL	BEST	DIFF
									PERFECT LAP	48.236		
1	21	BAKER	28.891	3	PARKER	19.345	1	21	BAKER	48.306	48.694	0.388
2	711	TRAYLER	28.913	21	BAKER	19.415	2	711	TRAYLER	48.341	48.341	0.000
3	30	McNEALY	29.300	30	McNEALY	19.416	3	30	McNEALY	48.716	48.772	0.056
4	3	PARKER	29.632	711	TRAYLER	19.428	4	3	PARKER	48.977	49.236	0.259
5	92	SYKES	30.395	92	SYKES	19.969	5	92	SYKES	50.364	50.364	0.000
6	110	MURPHY	30.565	58	LOVEDAY	19.993	6	110	MURPHY	50.783	50.955	0.172
7	130	HONEY	30.800	141	DURRANI	20.117	7	47	DANCE	50.998	50.998	0.000
8	47	DANCE	30.819	47	DANCE	20.179	8	130	HONEY	51.032	51.059	0.027
9	148	WILSON	30.845	110	MURPHY	20.218	9	58	LOVEDAY	51.151	51.151	0.000
10	67	HUMPHRIES	30.936	130	HONEY	20.232	10	148	WILSON	51.204	51.232	0.028
11	58	LOVEDAY	31.158	148	WILSON	20.359	11	141	DURRANI	51.316	51.469	0.153
12	141	DURRANI	31.199	15	WAGHORN	20.400	12	67	HUMPHRIES	51.541	52.213	0.672
13	15	WAGHORN	31.259	76	BYARD	20.527	13	15	WAGHORN	51.659	51.942	0.283
14	40	RONALDSON	31.547	24	SMITH	20.573	14	138	BLANK	52.249	52.369	0.120
15	63	WHITE	31.568	67	HUMPHRIES	20.605	15	24	SMITH	52.312	52.312	0.000
16	138	BLANK	31.594	138	BLANK	20.655	16	8	COUGHLAN	52.316	52.677	0.361
17	171	BUTLER	31.596	8	COUGHLAN	20.672	17	48	BOUZOUKIS	52.440	52.440	0.000
18	8	COUGHLAN	31.644	48	BOUZOUKIS	20.720	18	76	BYARD	52.449	52.449	0.000
19	48	BOUZOUKIS	31.720	59	DALTON	20.775	19	40	RONALDSON	52.476	52.696	0.220
20	24	SMITH	31.739	17	ZUCHOWSKI	20.852	20	63	WHITE	52.552	52.552	0.000
21	76	BYARD	31.922	40	RONALDSON	20.929	21	59	DALTON	52.983	52.983	0.000
22	97	GALLAWAY	32.069	63	WHITE	20.984	22	17	ZUCHOWSKI	53.055	53.313	0.258
23	17	ZUCHOWSKI	32.203	97	GALLAWAY	21.179	23	171	BUTLER	53.210	53.276	0.066
24	59	DALTON	32.208	57	MILLS	21.239	24	97	GALLAWAY	53.248	53.652	0.404
25	71	CLUNE	32.361	171	BUTLER	21.614	25	57	MILLS	53.871	53.933	0.062
26	57	MILLS	32.632	37	MORELLO	21.627	26	71	CLUNE	54.264	55.018	0.754
27	37	MORELLO	32.933	46	GATES	21.668	27	37	MORELLO	54.560	54.666	0.106
28	46	GATES	33.372	71	CLUNE	21.903	28	46	GATES	55.040	55.100	0.060
29	142	BARNES	33.487	74	BURKE	21.930	29	74	BURKE	55.575	55.951	0.376
30	74	BURKE	33.645	43	ENTICKNAP	22.148	30	142	BARNES	55.787	56.048	0.261
31	43	ENTICKNAP	34.114	142	BARNES	22.300	31	43	ENTICKNAP	56.262	56.580	0.318
32	85	DAVIS	34.526	85	DAVIS	22.668	32	85	DAVIS	57.194	57.930	0.736
33	87	BAKER	34.632	23	FINCHAM	22.840	33	87	BAKER	57.632	58.167	0.535
34	23	FINCHAM	35.350	29	LISTER	22.924	34	23	FINCHAM	58.190	58.190	0.000
35	29	LISTER	35.391	87	BAKER	23.000	35	29	LISTER	58.315	58.315	0.000
36	64	BROOKES	35.979	64	BROOKES	23.478	36	64	BROOKES	59.457	1:00.150	0.693
37	55	COPLEY	37.355	55	COPLEY	24.355	37	55	COPLEY	1:01.710	1:01.853	0.143

Weather / Track : Cloudy / Dry

Results can be found at www.tsl-timing.com

Brands Hatch Indy
 Circuit Length = 1.2079 miles
 Start: 10:12 Flag 10:24 End: 10:25

Printed - 10:27 Saturday, 28 March 2015

BMCRC - MRO Championships 2015 - Rnd 1 @ Brands Hatch Indy

MRO Powerbikes inc Clubman 1000

RACE 6 - GRID



ROW 13					37	55	Michael COPLEY	1:01.853
ROW 12	36	64	Mitchell BROOKES	1:00.150	35	29	Mark LISTER	58.315
ROW 11					34	23	Mark FINCHAM	58.190
ROW 10					33	87	Craig BAKER	58.167
ROW 9					32	85	John DAVIS	57.930
ROW 8					31	43	Julian ENTICKNAP	56.580
ROW 7	30	142	Ross BARNES	56.048	29	74	Andrew BURKE	55.951
ROW 6					28	46	Simon GATES	55.100
ROW 5					27	71	Colin CLUNE	55.018
ROW 4					26	37	Aldo MORELLO	54.666
ROW 3					25	57	David MILLS	53.933
ROW 2	24	97	Ben GALLAWAY	53.652	23	17	Luke ZUCHOWSKI	53.313
ROW 1					22	171	John BUTLER	53.276
					21	59	Will DALTON	52.983
					20	40	Martin RONALDSON	52.696
					19	8	John COUGHLAN	52.677
	18	63	James WHITE	52.552	17	76	Jason BYARD	52.449
					16	48	Christos BOUZOUKIS	52.440
					15	138	Michael BLANK	52.369
					14	24	Alan SMITH	52.312
					13	67	Ross HUMPHRIES	52.213
	12	15	Jon WAGHORN	51.942	11	141	Ramone DURRANI	51.469
					10	148	Nicky WILSON	51.232
					9	58	Jamie LOVEDAY	51.151
					8	130	Michael HONEY	51.059
					7	47	Daryl DANCE	50.998
	6	110	Stephen MURPHY	50.955	5	92	Mark SYKES	50.364
					4	3	Colin PARKER	49.236
					3	30	Rob McNEALY	48.772
					2	21	Peter BAKER	48.694
					1	711	Jesse TRAYLER	48.341
							Pole	

Brands Hatch Indy
Circuit Length = 1.2079 miles

These results are provisional until the conclusion of any judicial and technical matters.

Clerk Of Course :		Timekeeper :	
-------------------	--	--------------	--

Results can be found at www.tsl-timing.com

Printed - 10:28 Saturday, 28 March 2015



BMCRC - MRO Championships 2015 - Rnd 1 @ Brands Hatch Indy

MRO Powerbikes inc Clubman 1000

RACE 6 - CLASSIFICATION



POS	NO	CL	PIC NAME	ENTRY	LAPS	TIME	GAP	DIFF	MPH	BEST	ON
1	711		1 Jesse TRAYLER	Kawasaki -	12	9:51.511			88.22	48.485	7
2	30		2 Rob McNEALY	BMW - McNealy Brown Ltd	12	9:51.687	0.176	0.176	88.19	48.447	7
3	21		3 Peter BAKER	Kawasaki -	12	9:56.134	4.623	4.447	87.53	48.757	4
4	3		4 Colin PARKER	Kawasaki - Global Robots	12	10:03.244	11.733	7.110	86.50	48.838	4
5	110		5 Stephen MURPHY	Kawasaki -	12	10:11.336	19.825	8.092	85.35	49.738	10
6	47		6 Daryl DANCE	BMW - 2 brothers scaffolding/Dad	12	10:11.391	19.880	0.055	85.35	50.038	6
7	148		7 Nicky WILSON	Ducati - W M Snells	12	10:11.762	20.251	0.371	85.29	49.952	12
8	171		8 John BUTLER	Kawasaki -	12	10:12.768	21.257	1.006	85.15	49.670	11
9	138		9 Michael BLANK	Kawasaki -	12	10:13.141	21.630	0.373	85.10	50.109	4
10	92	C	1 Mark SYKES	Kawasaki -	12	10:14.141	22.630	1.000	84.96	50.200	9
11	130		10 Michael HONEY	Ducati -	12	10:18.602	27.091	4.461	84.35	50.774	2
12	141	C	2 Ramone DURRANI	Kawasaki -	12	10:19.827	28.316	1.225	84.18	50.857	9
13	58		11 Jamie LOVEDAY	Kawasaki - Insignia signs	12	10:19.966	28.455	0.139	84.17	50.230	12
14	8	C	3 John COUGHLAN	Aprilia - BIKERSWORLD	12	10:20.852	29.341	0.886	84.05	50.548	7
15	67		12 Ross HUMPHRIES	Ducati -	12	10:21.491	29.980	0.639	83.96	50.853	10
16	76		13 Jason BYARD	Suzuki -	12	10:24.770	33.259	3.279	83.52	50.810	10
17	15		14 Jon WAGHORN	Ducati -	12	10:25.683	34.172	0.913	83.40	50.453	11
18	29		15 Mark LISTER	Honda - LCS	12	10:29.918	38.407	4.235	82.84	50.671	8
19	24	C	4 Alan SMITH	Kawasaki - Mervyn Lambert Plant/Orwells Mcs	12	10:30.677	39.166	0.759	82.74	51.370	11
20	63		16 James WHITE	Kawasaki - Team Afterdark/Skilcom	12	10:34.907	43.396	4.230	82.19	51.252	10
21	48	C	5 Christos BOUZOUKIS	BMW -	12	10:35.869	44.358	0.962	82.06	51.109	12
22	59	C	6 Will DALTON	Kawasaki -	12	10:36.163	44.652	0.294	82.02	51.165	12
23	40	C	7 Martin RONALDSON	Kawasaki -	12	10:37.996	46.485	1.833	81.79	51.852	8
24	17	C	8 Luke ZUCHOWSKI	Suzuki -	11	9:51.628	1 Lap	1 Lap	80.85	52.211	7
25	57	C	9 David MILLS	Kawasaki - Area Fifty One Racing	11	9:56.202	1 Lap	4.574	80.23	52.448	8
26	74	C	10 Andrew BURKE	Honda -	11	9:57.271	1 Lap	1.069	80.08	52.644	6
27	142	C	11 Ross BARNES	Kawasaki - FPRacing /Chasbikes	11	9:58.877	1 Lap	1.606	79.87	51.781	11
28	23		17 Mark FINCHAM	BMW -	11	10:00.891	1 Lap	2.014	79.60	52.593	11
29	37	C	12 Aldo MORELLO	BMW -	11	10:01.860	1 Lap	0.969	79.47	52.925	11
30	43	C	13 Julian ENTICKNAP	Suzuki - AssessTech LTD	11	10:09.160	1 Lap	7.300	78.52	53.853	8
31	46	C	14 Simon GATES	Yamaha - No Talentino Rossi	11	10:11.545	1 Lap	2.385	78.21	54.094	11
32	85	C	15 John DAVIS	Yamaha -	11	10:12.829	1 Lap	1.284	78.05	54.315	10
33	87	C	16 Craig BAKER	Yamaha -	11	10:26.211	1 Lap	13.382	76.38	55.433	7
34	55	C	17 Michael COPLEY	Suzuki - spindle grind	11	10:45.639	1 Lap	19.428	74.08	57.225	8
35	64	C	18 Mitchell BROOKES	Honda -	10	9:56.940	2 Laps	1 Lap	72.84	57.113	8

NOT CLASSIFIED

DNF	97		Ben GALLAWAY	Honda -	6	5:25.556	6 Laps	4 Laps	80.14	52.683	6
-----	----	--	--------------	---------	---	----------	--------	--------	-------	--------	---

FASTEST LAP

	30		Rob McNEALY	BMW - McNealy Brown Ltd	7	48.447			89.76 mph	144.45 kph	
	92	C	Mark SYKES	Kawasaki -	9	50.200			86.62 mph	139.41 kph	

Class - 90% of Race Speed = 79.39 mph
Class C - 90% of Race Speed = 76.46 mph

Brands Hatch Indy
Circuit Length = 1.2079 miles
Start: 14:27 Flag 14:37 End: 14:38

Weather / Track : Cloudy / Dry

These results are provisional until the conclusion of any judicial and technical matters.

Clerk Of Course :	Timekeeper :
-------------------	--------------

Results can be found at www.tsl-timing.com

Printed - 14:44 Saturday, 28 March 2015



BMCRC - MRO Championships 2015 - Rnd 1 @ Brands Hatch Indy

MRO Powerbikes inc Clubman 1000

RACE 6 - LAP CHART

LAP 1 @ 14:28:27.712

NO	BEHIND	LAP TIME
30		53.990
711	0.400	54.390
21	0.703	54.693
3	1.019	55.009
130	1.800	55.790
47	2.553	56.543
148	3.442	57.432
92	3.607	57.597
138	3.615	57.605
171	3.739	57.729
141	4.377	58.367
110	4.549	58.539
67	4.894	58.884
58	4.965	58.955
76	5.105	59.095
8	5.761	59.751
15	5.774	59.764
24	6.285	1:00.275
48	6.786	1:00.776
40	7.005	1:00.995
97	7.118	1:01.108
59	7.302	1:01.292
63	7.728	1:01.718
37	8.511	1:02.501
17	8.770	1:02.760
29	9.184	1:03.174
85	9.444	1:03.434
74	9.486	1:03.476
57	9.890	1:03.880
43	10.444	1:04.434
46	10.646	1:04.636
23	10.964	1:04.954
142	11.162	1:05.152
87	12.166	1:06.156
55	13.283	1:07.273
64	14.621	1:08.611

LAP 2 @ 14:29:16.668

NO	BEHIND	LAP TIME
30		48.956
711	0.564	49.120
21	0.731	48.984
3	1.207	49.144
130	3.618	50.774
47	3.979	50.382
148	5.210	50.724
138	5.369	50.710
92	5.899	51.248
171	6.840	52.057
110	6.942	51.349
141	7.218	51.797
67	7.546	51.608
58	7.579	51.570
76	7.749	51.600
15	8.860	52.042
8	9.010	52.205
24	9.482	52.153
40	10.983	52.934
48	11.373	53.543
97	11.555	53.393
63	12.198	53.426
59	12.354	54.008

Weather / Track : Cloudy / Dry

29	12.737	52.509
37	14.294	54.739
17	14.404	54.590
74	14.696	54.166
85	15.269	54.781
57	15.342	54.408
43	15.959	54.471
23	16.430	54.422
46	16.782	55.092
142	17.057	54.851
87	20.256	57.046
55	21.874	57.547
64	25.177	59.512

LAP 3 @ 14:30:05.452

NO	BEHIND	LAP TIME
30		48.784
711	0.387	48.607
21	0.706	48.759
3	1.638	49.215
47	5.483	50.288
130	5.911	51.077
138	6.736	50.151
148	7.451	51.025
92	7.523	50.408
110	8.359	50.201
171	9.177	51.121
141	9.318	50.884
67	9.821	51.059
58	9.898	51.103
76	10.390	51.425
8	11.411	51.185
15	12.382	52.306
24	12.462	51.764
40	14.256	52.057
48	15.004	52.415
97	15.609	52.838
63	15.731	52.317
59	15.980	52.410
29	16.216	52.263
17	18.834	53.214
37	19.432	53.922
74	19.658	53.746
57	19.777	53.219
85	21.394	54.909
43	21.716	54.541
23	21.977	54.331
142	22.098	53.825
46	22.584	54.586
87	27.742	56.270
55	30.848	57.758
64	35.590	59.197

LAP 4 @ 14:30:54.106

NO	BEHIND	LAP TIME
30		48.654
711	0.305	48.572
21	0.809	48.757
3	1.822	48.838
47	7.385	50.556
130	8.132	50.875
138	8.191	50.109
148	9.057	50.260
92	9.213	50.344

110	9.612	49.907
171	10.751	50.228
141	11.650	50.986
58	12.128	50.884
67	12.185	51.018
76	12.963	51.227
8	13.493	50.736
24	15.772	51.964
15	16.062	52.334
40	18.354	52.752
48	18.876	52.526
29	19.261	51.699
97	19.671	52.716
63	19.844	52.767
59	20.111	52.785
17	23.268	53.088
37	24.693	53.915
74	24.839	53.835
57	24.950	53.827
85	27.164	54.424
43	27.367	54.305
142	27.385	53.941
23	27.674	54.351
46	28.231	54.301
87	34.867	55.779
55	40.469	58.275
64	46.751	59.815

LAP 5 @ 14:31:42.794

NO	BEHIND	LAP TIME
30		48.688
711	0.185	48.568
21	1.056	48.935
3	2.266	49.132
47	8.820	50.123
138	9.646	50.143
130	10.468	51.024
148	10.585	50.216
92	10.997	50.472
110	11.218	50.294
171	12.169	50.106
141	13.832	50.870
58	14.015	50.575
67	14.575	51.078
76	15.510	51.235
8	15.932	51.127
24	18.773	51.689
15	19.342	51.968
40	22.247	52.581
29	22.361	51.788
48	22.849	52.661
63	23.043	51.887
97	23.801	52.818
59	24.174	52.751
17	27.610	53.030
74	28.942	52.791
57	29.261	52.999
37	30.106	54.101
142	32.497	53.800
85	32.878	54.402
43	33.311	54.632
23	33.620	54.634
46	34.178	54.635
87	41.870	55.691

LAP 6 @ 14:32:31.783

NO	BEHIND	LAP TIME
711		48.804
30	0.159	49.148
55	1 Lap	57.890
21	0.867	48.800
3	3.212	49.935
64	1 Lap	59.271
47	9.869	50.038
138	10.918	50.261
148	11.965	50.369
110	12.191	49.962
130	12.343	50.864
92	12.688	50.680
171	13.113	49.933
141	16.084	51.241
58	16.215	51.189
67	16.604	51.018
8	17.723	50.780
76	18.135	51.614
24	21.374	51.590
15	21.832	51.479
29	24.514	51.142
40	25.276	52.018
48	25.841	51.981
63	26.023	51.969
97	27.495	52.683
59	27.638	52.453
17	31.472	52.851
74	32.597	52.644
57	32.811	52.539
37	34.612	53.495
142	36.886	53.378
23	37.715	53.084
85	39.566	55.677
43	39.654	55.332
46	39.934	54.745
87	48.453	55.572

LAP 7 @ 14:33:20.268

NO	BEHIND	LAP TIME
711		48.485
30	0.121	48.447
21	1.466	49.084
3	5.234	50.507
55	1 Lap	57.596
47	11.758	50.374
138	13.439	51.006
110	13.927	50.221
148	14.002	50.522
130	14.905	51.047
92	15.119	50.916
171	15.434	50.806
141	18.510	50.911
58	18.670	50.940
64	1 Lap	59.018
67	19.190	51.071
8	19.786	50.548
76	20.829	51.179
15	25.028	51.681
24	25.289	52.400
29	27.157	51.128
40	29.130	52.339
48	29.391	52.035

63	29.456	51.918
59	30.642	51.489
17	35.198	52.211
57	37.172	52.846
74	37.203	53.091
37	40.885	54.758
142	41.166	52.765
23	41.936	52.706
85	45.959	54.878
43	46.074	54.905
46	46.416	54.967

LAP 8 @ 14:34:08.868

NO	BEHIND	LAP TIME
711		48.600
30	0.107	48.586
21	2.079	49.213
87	1 Lap	55.433
3	6.954	50.320
47	13.806	50.648
138	15.169	50.330
110	15.312	49.985
148	15.826	50.424
92	17.133	50.614
171	17.529	50.695
130	18.491	52.186
55	1 Lap	57.825
141	21.013	51.103
58	21.136	51.066
67	21.557	50.967
8	22.023	50.837
76	23.065	50.836
15	27.527	51.099
24	28.449	51.760
64	1 Lap	58.330
29	29.228	50.671
40	32.382	51.852
63	32.500	51.644
48	33.046	52.255
59	34.016	51.974
17	39.386	52.788
57	41.020	52.448
74	41.810	53.207
142	46.361	53.795
23	46.937	53.601
37	47.011	54.726

LAP 9 @ 14:34:57.982

NO	BEHIND	LAP TIME
711		49.114
30	0.246	49.253
43	1 Lap	53.853
21	2.785	49.820
46	1 Lap	55.349
85	1 Lap	55.820
3	8.469	50.629
87	1 Lap	56.136
47	14.961	50.269
110	15.943	49.745
138	16.325	50.270
148	16.836	50.124
92	18.219	50.200
171	18.578	50.163
130	20.175	50.798

Brands Hatch Indy

Circuit Length = 1.2079 miles

Start: 14:27 Flag 14:37 End: 14:38

BMCRC - MRO Championships 2015 - Rnd 1 @ Brands Hatch Indy

MRO Powerbikes inc Clubman 1000

RACE 6 - LAP CHART

141	22.756	50.857	3	10.505	49.945
58	23.151	51.129	43	1 Lap	54.348
67	23.877	51.434	46	1 Lap	54.348
8	24.296	51.387	85	1 Lap	54.315
76	25.536	51.585	110	17.415	50.116
55	1 Lap	57.225	47	17.889	50.714
15	29.303	50.890	148	19.168	50.064
24	31.206	51.871	138	19.503	50.718
29	31.310	51.196	171	19.694	49.670
63	35.333	51.947	92	21.040	50.254
40	36.027	52.759	130	24.885	51.863
48	36.134	52.202	141	26.249	50.922
64	1 Lap	57.113	58	27.094	51.612
59	36.673	51.771	67	27.488	51.140
17	42.611	52.339	87	1 Lap	56.020
57	44.841	52.935	8	27.646	50.930
74	45.733	53.037	76	29.622	51.658

LAP 10 @ 14:35:47.419

NO	BEHIND	LAP TIME
----	--------	----------

711		49.437	48	42.118	52.390
30	0.165	49.356	40	42.170	52.556
142	1 Lap	53.050	59	42.356	51.395
23	1 Lap	52.994	55	1 Lap	58.427
37	1 Lap	53.557			
21	2.370	49.022			
43	1 Lap	53.889			
46	1 Lap	54.792			
3	9.505	50.473			
85	1 Lap	55.288			
47	16.120	50.596			
110	16.244	49.738			
138	17.730	50.842			
148	18.049	50.650			
171	18.969	49.828			
92	19.731	50.949			
87	1 Lap	56.139			
130	21.967	51.229			
141	24.272	50.953			
58	24.427	50.713			
67	25.293	50.853			
8	25.661	50.802			
76	26.909	50.810			
15	30.803	50.937			
24	33.698	51.929			
29	33.999	52.126			
55	1 Lap	58.012			
63	37.148	51.252			
40	38.559	51.969			
48	38.673	51.976			
59	39.906	52.670			
64	1 Lap	57.803			
17	45.543	52.369			
57	48.922	53.518			

LAP 11 @ 14:36:36.364

NO	BEHIND	LAP TIME
----	--------	----------

711		48.945	63	43.396	52.043
30	0.143	48.923	48	44.358	51.109
74	1 Lap	53.753	59	44.652	51.165
21	3.050	49.625	40	46.485	53.184
142	1 Lap	52.539	55	1 Lap	57.811
23	1 Lap	53.221			
37	1 Lap	53.221			

LAP 12 @ 14:37:25.233

NO	BEHIND	LAP TIME
----	--------	----------

711		48.869			
17	1 Lap	52.388			
30	0.176	48.902			
21	4.623	50.442			
57	1 Lap	53.583			
64	2 Laps	58.270			
74	1 Lap	53.525			
142	1 Lap	51.781			
23	1 Lap	52.593			
37	1 Lap	52.925			
3	11.733	50.097			
43	1 Lap	54.450			
110	19.825	51.279			
47	19.880	50.860			
46	1 Lap	54.094			
148	20.251	49.952			
171	21.257	50.432			
85	1 Lap	54.901			
138	21.630	50.996			
92	22.630	50.459			
130	27.091	51.075			
141	28.316	50.936			
58	28.455	50.230			
8	29.341	50.564			
67	29.980	51.361			
76	33.259	52.506			
15	34.172	50.730			
87	1 Lap	55.969			
29	38.407	50.934			
24	39.166	51.912			
63	43.396	52.043			
48	44.358	51.109			
59	44.652	51.165			
40	46.485	53.184			
55	1 Lap	57.811			

Weather / Track : Cloudy / Dry

BMCRC - MRO Championships 2015 - Rnd 1 @ Brands Hatch Indy

MRO Powerbikes inc Clubman 1000

RACE 6 - SECTOR ANALYSIS

SECTOR 1 = FL to I1, SECTOR 2 = I1 to I2, SECTOR 3 = I2 to FL, DIFF = Difference To Personal Best Lap

P1 711		Jesse TRAYLER		Kawasaki -		
IDEAL LAP TIME : 48.361		BEST LAP TIME : 48.485		DIFFERENCE : 0.124		
LAP	SECTOR 1	SECTOR 2	LAP TIME	MPH	DIFF	TIME OF DAY
1 -		20.010	54.390	79.95	5.905	14:28:28.112
2 -	29.566	19.554	49.120	88.53	0.635	14:29:17.232
3 -	29.283	19.324	48.607	89.46	0.122	14:30:05.839
4 -	29.230	19.342	48.572 (3)	89.52	0.087	14:30:54.411
5 -	29.247	19.321	48.568 (2)	89.53	0.083	14:31:42.979
6 -	29.182	19.622	48.804	89.10	0.319	14:32:31.783
7 -	29.040	19.445	48.485 (1)	89.68		14:33:20.268
8 -	29.049	19.551	48.600	89.47	0.115	14:34:08.868
9 -	29.627	19.487	49.114	88.54	0.629	14:34:57.982
10 -	29.817	19.620	49.437	87.96	0.952	14:35:47.419
11 -	29.077	19.868	48.945	88.84	0.460	14:36:36.364
12 -	29.337	19.532	48.869	88.98	0.384	14:37:25.233

P2 30		Rob McNEALY		BMW - McNealy Brown Ltd		
IDEAL LAP TIME : 48.294		BEST LAP TIME : 48.447		DIFFERENCE : 0.153		
LAP	SECTOR 1	SECTOR 2	LAP TIME	MPH	DIFF	TIME OF DAY
1 -		19.557	53.990	80.54	5.543	14:28:27.712
2 -	29.491	19.465	48.956	88.82	0.509	14:29:16.668
3 -	29.529	19.255	48.784	89.13	0.337	14:30:05.452
4 -	29.419	19.235	48.654 (3)	89.37	0.207	14:30:54.106
5 -	29.386	19.302	48.688	89.31	0.241	14:31:42.794
6 -	29.698	19.450	49.148	88.47	0.701	14:32:31.942
7 -	29.125	19.322	48.447 (1)	89.76		14:33:20.389
8 -	29.122	19.464	48.586 (2)	89.50	0.139	14:34:08.975
9 -	29.820	19.433	49.253	88.29	0.806	14:34:58.228
10 -	29.794	19.562	49.356	88.10	0.909	14:35:47.584
11 -	29.059	19.864	48.923	88.88	0.476	14:36:36.507
12 -	29.377	19.525	48.902	88.92	0.455	14:37:25.409

P3 21		Peter BAKER		Kawasaki -		
IDEAL LAP TIME : 48.642		BEST LAP TIME : 48.757		DIFFERENCE : 0.115		
LAP	SECTOR 1	SECTOR 2	LAP TIME	MPH	DIFF	TIME OF DAY
1 -		20.068	54.693	79.50	5.936	14:28:28.415
2 -	29.597	19.387	48.984	88.77	0.227	14:29:17.399
3 -	29.440	19.319	48.759 (2)	89.18	0.002	14:30:06.158
4 -	29.323	19.434	48.757 (1)	89.18		14:30:54.915
5 -	29.477	19.458	48.935	88.86	0.178	14:31:43.850
6 -	29.481	19.319	48.800 (3)	89.11	0.043	14:32:32.650
7 -	29.541	19.543	49.084	88.59	0.327	14:33:21.734
8 -	29.493	19.720	49.213	88.36	0.456	14:34:10.947
9 -	29.538	20.282	49.820	87.28	1.063	14:35:00.767
10 -	29.429	19.593	49.022	88.70	0.265	14:35:49.789
11 -	29.963	19.662	49.625	87.62	0.868	14:36:39.414
12 -	30.047	20.395	50.442	86.20	1.685	14:37:29.856

P4 3		Colin PARKER		Kawasaki - Global Robots		
IDEAL LAP TIME : 48.838		BEST LAP TIME : 48.838		DIFFERENCE : 0.000		
LAP	SECTOR 1	SECTOR 2	LAP TIME	MPH	DIFF	TIME OF DAY
1 -		19.670	55.009	79.05	6.171	14:28:28.731
2 -	29.753	19.391	49.144 (3)	88.48	0.306	14:29:17.875
3 -	29.815	19.400	49.215	88.35	0.377	14:30:07.090
4 -	29.491	19.347	48.838 (1)	89.04		14:30:55.928
5 -	29.609	19.523	49.132 (2)	88.50	0.294	14:31:45.060
6 -	30.133	19.802	49.935	87.08	1.097	14:32:34.995
7 -	30.342	20.165	50.507	86.09	1.669	14:33:25.502
8 -	30.311	20.009	50.320	86.41	1.482	14:34:15.822
9 -	30.556	20.073	50.629	85.89	1.791	14:35:06.451

Weather / Track : Cloudy / Dry

Brands Hatch Indy
Circuit Length = 1.2079 miles
Start: 14:27 Flag 14:37 End: 14:38

BMCRC - MRO Championships 2015 - Rnd 1 @ Brands Hatch Indy

MRO Powerbikes inc Clubman 1000

RACE 6 - SECTOR ANALYSIS

SECTOR 1 = FL to I1, SECTOR 2 = I1 to I2, SECTOR 3 = I2 to FL, DIFF = Difference To Personal Best Lap

10 -	30.479	19.994	50.473	86.15	1.635	14:35:56.924
11 -	30.131	19.814	49.945	87.06	1.107	14:36:46.869
12 -	30.193	19.904	50.097	86.80	1.259	14:37:36.966

P5 110		Stephen MURPHY		Kawasaki -			
IDEAL LAP TIME : 49.532		BEST LAP TIME : 49.738		DIFFERENCE : 0.206			
LAP	SECTOR 1	SECTOR 2	LAP TIME	MPH	DIFF	TIME OF DAY	
1 -		21.031	58.539	74.28	8.801	14:28:32.261	
2 -	31.134	20.215	51.349	84.68	1.611	14:29:23.610	
3 -	30.362	19.839	50.201	86.62	0.463	14:30:13.811	
4 -	30.067	19.840	49.907 (3)	87.13	0.169	14:31:03.718	
5 -	30.468	19.826	50.294	86.46	0.556	14:31:54.012	
6 -	30.305	19.657	49.962	87.03	0.224	14:32:43.974	
7 -	30.289	19.932	50.221	86.58	0.483	14:33:34.195	
8 -	30.049	19.936	49.985	86.99	0.247	14:34:24.180	
9 -	29.875	19.870	49.745 (2)	87.41	0.007	14:35:13.925	
10 -	29.920	19.818	49.738 (1)	87.43		14:36:03.663	
11 -	30.152	19.964	50.116	86.77	0.378	14:36:53.779	
12 -	30.652	20.627	51.279	84.80	1.541	14:37:45.058	

P6 47		Daryl DANCE		BMW - 2 brothers scaffolding/Dad			
IDEAL LAP TIME : 50.036		BEST LAP TIME : 50.038		DIFFERENCE : 0.002			
LAP	SECTOR 1	SECTOR 2	LAP TIME	MPH	DIFF	TIME OF DAY	
1 -		20.055	56.543	76.90	6.505	14:28:30.265	
2 -	30.555	19.827	50.382	86.31	0.344	14:29:20.647	
3 -	30.414	19.874	50.288	86.47	0.250	14:30:10.935	
4 -	30.508	20.048	50.556	86.01	0.518	14:31:01.491	
5 -	30.404	19.719	50.123 (2)	86.75	0.085	14:31:51.614	
6 -	30.317	19.721	50.038 (1)	86.90		14:32:41.652	
7 -	30.351	20.023	50.374	86.32	0.336	14:33:32.026	
8 -	30.765	19.883	50.648	85.85	0.610	14:34:22.674	
9 -	30.468	19.801	50.269 (3)	86.50	0.231	14:35:12.943	
10 -	30.535	20.061	50.596	85.94	0.558	14:36:03.539	
11 -	30.639	20.075	50.714	85.74	0.676	14:36:54.253	
12 -	30.465	20.395	50.860	85.50	0.822	14:37:45.113	

P7 148		Nicky WILSON		Ducati - W M Snells			
IDEAL LAP TIME : 49.766		BEST LAP TIME : 49.952		DIFFERENCE : 0.186			
LAP	SECTOR 1	SECTOR 2	LAP TIME	MPH	DIFF	TIME OF DAY	
1 -		20.717	57.432	75.71	7.480	14:28:31.154	
2 -	30.610	20.114	50.724	85.73	0.772	14:29:21.878	
3 -	30.666	20.359	51.025	85.22	1.073	14:30:12.903	
4 -	30.347	19.913	50.260	86.52	0.308	14:31:03.163	
5 -	30.240	19.976	50.216	86.59	0.264	14:31:53.379	
6 -	30.381	19.988	50.369	86.33	0.417	14:32:43.748	
7 -	30.187	20.335	50.522	86.07	0.570	14:33:34.270	
8 -	30.318	20.106	50.424	86.24	0.472	14:34:24.694	
9 -	30.048	20.076	50.124 (3)	86.75	0.172	14:35:14.818	
10 -	30.568	20.082	50.650	85.85	0.698	14:36:05.468	
11 -	30.205	19.859	50.064 (2)	86.86	0.112	14:36:55.532	
12 -	29.907	20.045	49.952 (1)	87.05		14:37:45.484	

P8 171		John BUTLER		Kawasaki -			
IDEAL LAP TIME : 49.636		BEST LAP TIME : 49.670		DIFFERENCE : 0.034			
LAP	SECTOR 1	SECTOR 2	LAP TIME	MPH	DIFF	TIME OF DAY	
1 -		20.496	57.729	75.32	8.059	14:28:31.451	
2 -	31.536	20.521	52.057	83.53	2.387	14:29:23.508	
3 -	30.941	20.180	51.121	85.06	1.451	14:30:14.629	
4 -	30.203	20.025	50.228	86.57	0.558	14:31:04.857	
5 -	30.005	20.101	50.106	86.78	0.436	14:31:54.963	

Weather / Track : Cloudy / Dry

Brands Hatch Indy
Circuit Length = 1.2079 miles
Start: 14:27 Flag 14:37 End: 14:38

BMCRC - MRO Championships 2015 - Rnd 1 @ Brands Hatch Indy

MRO Powerbikes inc Clubman 1000

RACE 6 - SECTOR ANALYSIS

SECTOR 1 = FL to I1, SECTOR 2 = I1 to I2, SECTOR 3 = I2 to FL, DIFF = Difference To Personal Best Lap

6 -	29.926	20.007	49.933 (3)	87.08	0.263	14:32:44.896
7 -	30.584	20.222	50.806	85.59	1.136	14:33:35.702
8 -	30.337	20.358	50.695	85.77	1.025	14:34:26.397
9 -	30.166	19.997	50.163	86.68	0.493	14:35:16.560
10 -	29.994	19.834	49.828 (2)	87.27	0.158	14:36:06.388
11 -	29.802	19.868	49.670 (1)	87.54		14:36:56.058
12 -	30.382	20.050	50.432	86.22	0.762	14:37:46.490

P9 138 Michael BLANK		Kawasaki -				
IDEAL LAP TIME : 49.950		BEST LAP TIME : 50.109		DIFFERENCE : 0.159		
LAP	SECTOR 1	SECTOR 2	LAP TIME	MPH	DIFF	TIME OF DAY
1 -		20.576	57.605	75.48	7.496	14:28:31.327
2 -	30.786	19.924	50.710	85.75	0.601	14:29:22.037
3 -	30.219	19.932	50.151 (3)	86.71	0.042	14:30:12.188
4 -	30.378	19.731	50.109 (1)	86.78		14:31:02.297
5 -	30.280	19.863	50.143 (2)	86.72	0.034	14:31:52.440
6 -	30.290	19.971	50.261	86.52	0.152	14:32:42.701
7 -	31.021	19.985	51.006	85.25	0.897	14:33:33.707
8 -	30.375	19.955	50.330	86.40	0.221	14:34:24.037
9 -	30.539	19.731	50.270	86.50	0.161	14:35:14.307
10 -	30.803	20.039	50.842	85.53	0.733	14:36:05.149
11 -	30.791	19.927	50.718	85.74	0.609	14:36:55.867
12 -	30.559	20.437	50.996	85.27	0.887	14:37:46.863

P10 92 C Mark SYKES		Kawasaki -				
IDEAL LAP TIME : 50.117		BEST LAP TIME : 50.200		DIFFERENCE : 0.083		
LAP	SECTOR 1	SECTOR 2	LAP TIME	MPH	DIFF	TIME OF DAY
1 -		21.132	57.597	75.50	7.397	14:28:31.319
2 -	31.136	20.112	51.248	84.85	1.048	14:29:22.567
3 -	30.485	19.923	50.408	86.26	0.208	14:30:12.975
4 -	30.516	19.828	50.344 (3)	86.37	0.144	14:31:03.319
5 -	30.630	19.842	50.472	86.15	0.272	14:31:53.791
6 -	30.715	19.965	50.680	85.80	0.480	14:32:44.471
7 -	30.887	20.029	50.916	85.40	0.716	14:33:35.387
8 -	30.545	20.069	50.614	85.91	0.414	14:34:26.001
9 -	30.307	19.893	50.200 (1)	86.62		14:35:16.201
10 -	30.735	20.214	50.949	85.35	0.749	14:36:07.150
11 -	30.342	19.912	50.254 (2)	86.53	0.054	14:36:57.404
12 -	30.649	19.810	50.459	86.18	0.259	14:37:47.863

P11 130 Michael HONEY		Ducati -				
IDEAL LAP TIME : 50.559		BEST LAP TIME : 50.774		DIFFERENCE : 0.215		
LAP	SECTOR 1	SECTOR 2	LAP TIME	MPH	DIFF	TIME OF DAY
1 -		19.928	55.790	77.94	5.016	14:28:29.512
2 -	30.631	20.143	50.774 (1)	85.64		14:29:20.286
3 -	30.840	20.237	51.077	85.13	0.303	14:30:11.363
4 -	30.731	20.144	50.875	85.47	0.101	14:31:02.238
5 -	30.823	20.201	51.024	85.22	0.250	14:31:53.262
6 -	30.740	20.124	50.864 (3)	85.49	0.090	14:32:44.126
7 -	31.068	19.979	51.047	85.18	0.273	14:33:35.173
8 -	31.477	20.709	52.186	83.32	1.412	14:34:27.359
9 -	30.704	20.094	50.798 (2)	85.60	0.024	14:35:18.157
10 -	30.918	20.311	51.229	84.88	0.455	14:36:09.386
11 -	31.630	20.233	51.863	83.84	1.089	14:37:01.249
12 -	30.850	20.225	51.075	85.14	0.301	14:37:52.324

P12 141 C Ramone DURRANI		Kawasaki -				
IDEAL LAP TIME : 50.722		BEST LAP TIME : 50.857		DIFFERENCE : 0.135		
LAP	SECTOR 1	SECTOR 2	LAP TIME	MPH	DIFF	TIME OF DAY
1 -		20.999	58.367	74.50	7.510	14:28:32.089

Weather / Track : Cloudy / Dry

Brands Hatch Indy
Circuit Length = 1.2079 miles
Start: 14:27 Flag 14:37 End: 14:38

BMCRC - MRO Championships 2015 - Rnd 1 @ Brands Hatch Indy

MRO Powerbikes inc Clubman 1000

RACE 6 - SECTOR ANALYSIS

SECTOR 1 = FL to I1, SECTOR 2 = I1 to I2, SECTOR 3 = I2 to FL, DIFF = Difference To Personal Best Lap

2 -	31.108	20.689	51.797	83.95	0.940	14:29:23.886
3 -	30.836	20.048	50.884 (3)	85.46	0.027	14:30:14.770
4 -	30.774	20.212	50.986	85.29	0.129	14:31:05.756
5 -	30.792	20.078	50.870 (2)	85.48	0.013	14:31:56.626
6 -	31.082	20.159	51.241	84.86	0.384	14:32:47.867
7 -	30.723	20.188	50.911	85.41	0.054	14:33:38.778
8 -	31.030	20.073	51.103	85.09	0.246	14:34:29.881
9 -	30.774	20.083	50.857 (1)	85.50		14:35:20.738
10 -	30.736	20.217	50.953	85.34	0.096	14:36:11.691
11 -	30.708	20.214	50.922	85.39	0.065	14:37:02.613
12 -	30.922	20.014	50.936	85.37	0.079	14:37:53.549

P13	58	Jamie LOVEDAY	Kawasaki - Insignia signs			
IDEAL LAP TIME : 50.132		BEST LAP TIME : 50.230	DIFFERENCE : 0.098			

LAP	SECTOR 1	SECTOR 2	LAP TIME	MPH	DIFF	TIME OF DAY
1 -		21.046	58.955	73.76	8.725	14:28:32.677
2 -	31.324	20.246	51.570	84.32	1.340	14:29:24.247
3 -	31.028	20.075	51.103	85.09	0.873	14:30:15.350
4 -	30.855	20.029	50.884	85.46	0.654	14:31:06.234
5 -	30.802	19.773	50.575 (2)	85.98	0.345	14:31:56.809
6 -	31.059	20.130	51.189	84.95	0.959	14:32:47.998
7 -	30.845	20.095	50.940	85.36	0.710	14:33:38.938
8 -	31.040	20.026	51.066	85.15	0.836	14:34:30.004
9 -	31.168	19.961	51.129	85.05	0.899	14:35:21.133
10 -	30.696	20.017	50.713 (3)	85.74	0.483	14:36:11.846
11 -	30.868	20.744	51.612	84.25	1.382	14:37:03.458
12 -	30.359	19.871	50.230 (1)	86.57		14:37:53.688

P14	8 C	John COUGHLAN	Aprilia - BIKERSWORLD			
IDEAL LAP TIME : 50.375		BEST LAP TIME : 50.548	DIFFERENCE : 0.173			

LAP	SECTOR 1	SECTOR 2	LAP TIME	MPH	DIFF	TIME OF DAY
1 -		20.775	59.751	72.77	9.203	14:28:33.473
2 -	31.764	20.441	52.205	83.29	1.657	14:29:25.678
3 -	31.072	20.113	51.185	84.95	0.637	14:30:16.863
4 -	30.624	20.112	50.736 (3)	85.71	0.188	14:31:07.599
5 -	30.986	20.141	51.127	85.05	0.579	14:31:58.726
6 -	30.552	20.228	50.780	85.63	0.232	14:32:49.506
7 -	30.290	20.258	50.548 (1)	86.02		14:33:40.054
8 -	30.752	20.085	50.837	85.54	0.289	14:34:30.891
9 -	31.119	20.268	51.387	84.62	0.839	14:35:22.278
10 -	30.617	20.185	50.802	85.59	0.254	14:36:13.080
11 -	30.640	20.290	50.930	85.38	0.382	14:37:04.010
12 -	30.364	20.200	50.564 (2)	86.00	0.016	14:37:54.574

P15	67	Ross HUMPHRIES	Ducati -			
IDEAL LAP TIME : 50.506		BEST LAP TIME : 50.853	DIFFERENCE : 0.347			

LAP	SECTOR 1	SECTOR 2	LAP TIME	MPH	DIFF	TIME OF DAY
1 -		20.965	58.884	73.84	8.031	14:28:32.606
2 -	31.173	20.435	51.608	84.26	0.755	14:29:24.214
3 -	30.860	20.199	51.059	85.16	0.206	14:30:15.273
4 -	30.649	20.369	51.018 (3)	85.23	0.165	14:31:06.291
5 -	31.109	19.969	51.078	85.13	0.225	14:31:57.369
6 -	30.778	20.240	51.018 (3)	85.23	0.165	14:32:48.387
7 -	30.895	20.176	51.071	85.14	0.218	14:33:39.458
8 -	30.844	20.123	50.967 (2)	85.32	0.114	14:34:30.425
9 -	31.391	20.043	51.434	84.54	0.581	14:35:21.859
10 -	30.555	20.298	50.853 (1)	85.51		14:36:12.712
11 -	30.537	20.603	51.140	85.03	0.287	14:37:03.852
12 -	31.213	20.148	51.361	84.66	0.508	14:37:55.213

Weather / Track : Cloudy / Dry

Brands Hatch Indy
Circuit Length = 1.2079 miles
Start: 14:27 Flag 14:37 End: 14:38

BMCRC - MRO Championships 2015 - Rnd 1 @ Brands Hatch Indy

MRO Powerbikes inc Clubman 1000

RACE 6 - SECTOR ANALYSIS

SECTOR 1 = FL to I1, SECTOR 2 = I1 to I2, SECTOR 3 = I2 to FL, DIFF = Difference To Personal Best Lap

P16 76		Jason BYARD		Suzuki -		
IDEAL LAP TIME : 50.774		BEST LAP TIME : 50.810		DIFFERENCE : 0.036		
LAP	SECTOR 1	SECTOR 2	LAP TIME	MPH	DIFF	TIME OF DAY
1 -		20.801	59.095	73.58	8.285	14:28:32.817
2 -	31.408	20.192	51.600	84.27	0.790	14:29:24.417
3 -	31.167	20.258	51.425	84.56	0.615	14:30:15.842
4 -	31.033	20.194	51.227	84.88	0.417	14:31:07.069
5 -	31.037	20.198	51.235	84.87	0.425	14:31:58.304
6 -	31.213	20.401	51.614	84.25	0.804	14:32:49.918
7 -	30.749	20.430	51.179 (3)	84.96	0.369	14:33:41.097
8 -	30.765	20.071	50.836 (2)	85.54	0.026	14:34:31.933
9 -	30.796	20.789	51.585	84.29	0.775	14:35:23.518
10 -	30.703	20.107	50.810 (1)	85.58		14:36:14.328
11 -	31.131	20.527	51.658	84.18	0.848	14:37:05.986
12 -	31.685	20.821	52.506	82.82	1.696	14:37:58.492

P17 15		Jon WAGHORN		Ducati -		
IDEAL LAP TIME : 50.453		BEST LAP TIME : 50.453		DIFFERENCE : 0.000		
LAP	SECTOR 1	SECTOR 2	LAP TIME	MPH	DIFF	TIME OF DAY
1 -		20.968	59.764	72.76	9.311	14:28:33.486
2 -	31.508	20.534	52.042	83.55	1.589	14:29:25.528
3 -	31.738	20.568	52.306	83.13	1.853	14:30:17.834
4 -	31.854	20.480	52.334	83.09	1.881	14:31:10.168
5 -	31.272	20.696	51.968	83.67	1.515	14:32:02.136
6 -	31.020	20.459	51.479	84.47	1.026	14:32:53.615
7 -	31.065	20.616	51.681	84.14	1.228	14:33:45.296
8 -	30.568	20.531	51.099	85.10	0.646	14:34:36.395
9 -	30.478	20.412	50.890 (3)	85.45	0.437	14:35:27.285
10 -	30.613	20.324	50.937	85.37	0.484	14:36:18.222
11 -	30.336	20.117	50.453 (1)	86.19		14:37:08.675
12 -	30.384	20.346	50.730 (2)	85.72	0.277	14:37:59.405

P18 29		Mark LISTER		Honda - LCS		
IDEAL LAP TIME : 50.663		BEST LAP TIME : 50.671		DIFFERENCE : 0.008		
LAP	SECTOR 1	SECTOR 2	LAP TIME	MPH	DIFF	TIME OF DAY
1 -		22.033	1:03.174	68.83	12.503	14:28:36.896
2 -	31.963	20.546	52.509	82.81	1.838	14:29:29.405
3 -	31.625	20.638	52.263	83.20	1.592	14:30:21.668
4 -	31.374	20.325	51.699	84.11	1.028	14:31:13.367
5 -	31.466	20.322	51.788	83.96	1.117	14:32:05.155
6 -	30.888	20.254	51.142	85.02	0.471	14:32:56.297
7 -	30.850	20.278	51.128 (3)	85.05	0.457	14:33:47.425
8 -	30.563	20.108	50.671 (1)	85.82		14:34:38.096
9 -	30.883	20.313	51.196	84.94	0.525	14:35:29.292
10 -	31.040	21.086	52.126	83.42	1.455	14:36:21.418
11 -	30.779	20.509	51.288	84.78	0.617	14:37:12.706
12 -	30.834	20.100	50.934 (2)	85.37	0.263	14:38:03.640

P19 24 C		Alan SMITH		Kawasaki - Mervyn Lambert Plant/Orwells Mcs		
IDEAL LAP TIME : 51.350		BEST LAP TIME : 51.370		DIFFERENCE : 0.020		
LAP	SECTOR 1	SECTOR 2	LAP TIME	MPH	DIFF	TIME OF DAY
1 -		21.176	1:00.275	72.14	8.905	14:28:33.997
2 -	31.576	20.577	52.153	83.38	0.783	14:29:26.150
3 -	31.156	20.608	51.764	84.00	0.394	14:30:17.914
4 -	31.318	20.646	51.964	83.68	0.594	14:31:09.878
5 -	31.120	20.569	51.689 (3)	84.13	0.319	14:32:01.567
6 -	31.085	20.505	51.590 (2)	84.29	0.220	14:32:53.157
7 -	31.575	20.825	52.400	82.98	1.030	14:33:45.557
8 -	31.005	20.755	51.760	84.01	0.390	14:34:37.317
9 -	31.166	20.705	51.871	83.83	0.501	14:35:29.188

Weather / Track : Cloudy / Dry

Brands Hatch Indy
Circuit Length = 1.2079 miles
Start: 14:27 Flag 14:37 End: 14:38

BMCRC - MRO Championships 2015 - Rnd 1 @ Brands Hatch Indy

MRO Powerbikes inc Clubman 1000

RACE 6 - SECTOR ANALYSIS

SECTOR 1 = FL to I1, SECTOR 2 = I1 to I2, SECTOR 3 = I2 to FL, DIFF = Difference To Personal Best Lap

10 -	31.132	20.797	51.929	83.74	0.559	14:36:21.117
11 -	30.900	20.470	51.370 (1)	84.65		14:37:12.487
12 -	31.462	20.450	51.912	83.76	0.542	14:38:04.399

P20 63 James WHITE		Kawasaki - Team Afterdark/Skilcom				
IDEAL LAP TIME : 51.032		BEST LAP TIME : 51.252		DIFFERENCE : 0.220		
LAP	SECTOR 1	SECTOR 2	LAP TIME	MPH	DIFF	TIME OF DAY
1 -		21.559	1:01.718	70.45	10.466	14:28:35.440
2 -	32.449	20.977	53.426	81.39	2.174	14:29:28.866
3 -	31.722	20.595	52.317	83.12	1.065	14:30:21.183
4 -	32.262	20.505	52.767	82.41	1.515	14:31:13.950
5 -	31.626	20.261	51.887 (3)	83.80	0.635	14:32:05.837
6 -	31.739	20.230	51.969	83.67	0.717	14:32:57.806
7 -	31.598	20.320	51.918	83.75	0.666	14:33:49.724
8 -	31.266	20.378	51.644 (2)	84.20	0.392	14:34:41.368
9 -	31.088	20.859	51.947	83.71	0.695	14:35:33.315
10 -	30.802	20.450	51.252 (1)	84.84		14:36:24.567
11 -	31.216	20.803	52.019	83.59	0.767	14:37:16.586
12 -	31.209	20.834	52.043	83.55	0.791	14:38:08.629

P21 48 C Christos BOUZOUKIS		BMW -				
IDEAL LAP TIME : 51.109		BEST LAP TIME : 51.109		DIFFERENCE : 0.000		
LAP	SECTOR 1	SECTOR 2	LAP TIME	MPH	DIFF	TIME OF DAY
1 -		21.398	1:00.776	71.55	9.667	14:28:34.498
2 -	32.804	20.739	53.543	81.21	2.434	14:29:28.041
3 -	31.896	20.519	52.415	82.96	1.306	14:30:20.456
4 -	31.913	20.613	52.526	82.78	1.417	14:31:12.982
5 -	32.072	20.589	52.661	82.57	1.552	14:32:05.643
6 -	31.396	20.585	51.981 (3)	83.65	0.872	14:32:57.624
7 -	31.504	20.531	52.035	83.57	0.926	14:33:49.659
8 -	31.645	20.610	52.255	83.21	1.146	14:34:41.914
9 -	31.482	20.720	52.202	83.30	1.093	14:35:34.116
10 -	31.841	20.135	51.976 (2)	83.66	0.867	14:36:26.092
11 -	32.093	20.297	52.390	83.00	1.281	14:37:18.482
12 -	31.049	20.060	51.109 (1)	85.08		14:38:09.591

P22 59 C Will DALTON		Kawasaki -				
IDEAL LAP TIME : 51.058		BEST LAP TIME : 51.165		DIFFERENCE : 0.107		
LAP	SECTOR 1	SECTOR 2	LAP TIME	MPH	DIFF	TIME OF DAY
1 -		21.495	1:01.292	70.94	10.127	14:28:35.014
2 -	33.111	20.897	54.008	80.51	2.843	14:29:29.022
3 -	31.850	20.560	52.410	82.97	1.245	14:30:21.432
4 -	32.345	20.440	52.785	82.38	1.620	14:31:14.217
5 -	31.988	20.763	52.751	82.43	1.586	14:32:06.968
6 -	31.691	20.762	52.453	82.90	1.288	14:32:59.421
7 -	31.345	20.144	51.489 (3)	84.45	0.324	14:33:50.910
8 -	31.511	20.463	51.974	83.66	0.809	14:34:42.884
9 -	31.124	20.647	51.771	83.99	0.606	14:35:34.655
10 -	32.255	20.415	52.670	82.56	1.505	14:36:27.325
11 -	31.051	20.344	51.395 (2)	84.61	0.230	14:37:18.720
12 -	31.158	20.007	51.165 (1)	84.99		14:38:09.885

P23 40 C Martin RONALDSON		Kawasaki -				
IDEAL LAP TIME : 51.804		BEST LAP TIME : 51.852		DIFFERENCE : 0.048		
LAP	SECTOR 1	SECTOR 2	LAP TIME	MPH	DIFF	TIME OF DAY
1 -		21.553	1:00.995	71.29	9.143	14:28:34.717
2 -	32.320	20.614	52.934	82.15	1.082	14:29:27.651
3 -	31.556	20.501	52.057	83.53	0.205	14:30:19.708
4 -	31.983	20.769	52.752	82.43	0.900	14:31:12.460
5 -	31.652	20.929	52.581	82.70	0.729	14:32:05.041

Weather / Track : Cloudy / Dry

Brands Hatch Indy
Circuit Length = 1.2079 miles
Start: 14:27 Flag 14:37 End: 14:38

BMCRC - MRO Championships 2015 - Rnd 1 @ Brands Hatch Indy

MRO Powerbikes inc Clubman 1000

RACE 6 - SECTOR ANALYSIS

SECTOR 1 = FL to I1, SECTOR 2 = I1 to I2, SECTOR 3 = I2 to FL, DIFF = Difference To Personal Best Lap

6 -	31.462	20.556	52.018 (3)	83.59	0.166	14:32:57.059
7 -	31.636	20.703	52.339	83.08	0.487	14:33:49.398
8 -	31.321	20.531	51.852 (1)	83.86		14:34:41.250
9 -	31.682	21.077	52.759	82.42	0.907	14:35:34.009
10 -	31.486	20.483	51.969 (2)	83.67	0.117	14:36:25.978
11 -	31.766	20.790	52.556	82.74	0.704	14:37:18.534
12 -	32.388	20.796	53.184	81.76	1.332	14:38:11.718

P24 17 C Luke ZUCHOWSKI			Suzuki -			
IDEAL LAP TIME : 52.170		BEST LAP TIME : 52.211		DIFFERENCE : 0.041		
LAP	SECTOR 1	SECTOR 2	LAP TIME	MPH	DIFF	TIME OF DAY
1 -		21.976	1:02.760	69.28	10.549	14:28:36.482
2 -	33.225	21.365	54.590	79.65	2.379	14:29:31.072
3 -	32.340	20.874	53.214	81.71	1.003	14:30:24.286
4 -	32.303	20.785	53.088	81.91	0.877	14:31:17.374
5 -	32.246	20.784	53.030	82.00	0.819	14:32:10.404
6 -	32.014	20.837	52.851	82.28	0.640	14:33:03.255
7 -	31.622	20.589	52.211 (1)	83.28		14:33:55.466
8 -	31.784	21.004	52.788	82.37	0.577	14:34:48.254
9 -	31.615	20.724	52.339 (2)	83.08	0.128	14:35:40.593
10 -	31.591	20.778	52.369 (3)	83.03	0.158	14:36:32.962
11 -	31.809	20.579	52.388	83.00	0.177	14:37:25.350

P25 57 C David MILLS			Kawasaki - Area Fifty One Racing			
IDEAL LAP TIME : 52.258		BEST LAP TIME : 52.448		DIFFERENCE : 0.190		
LAP	SECTOR 1	SECTOR 2	LAP TIME	MPH	DIFF	TIME OF DAY
1 -		21.826	1:03.880	68.07	11.432	14:28:37.602
2 -	33.404	21.004	54.408	79.92	1.960	14:29:32.010
3 -	32.364	20.855	53.219	81.71	0.771	14:30:25.229
4 -	33.122	20.705	53.827	80.78	1.379	14:31:19.056
5 -	32.358	20.641	52.999	82.05	0.551	14:32:12.055
6 -	31.997	20.542	52.539 (2)	82.76	0.091	14:33:04.594
7 -	31.994	20.852	52.846 (3)	82.28	0.398	14:33:57.440
8 -	31.716	20.732	52.448 (1)	82.91		14:34:49.888
9 -	32.226	20.709	52.935	82.14	0.487	14:35:42.823
10 -	32.451	21.067	53.518	81.25	1.070	14:36:36.341
11 -	32.198	21.385	53.583	81.15	1.135	14:37:29.924

P26 74 C Andrew BURKE			Honda -			
IDEAL LAP TIME : 52.644		BEST LAP TIME : 52.644		DIFFERENCE : 0.000		
LAP	SECTOR 1	SECTOR 2	LAP TIME	MPH	DIFF	TIME OF DAY
1 -		22.179	1:03.476	68.50	10.832	14:28:37.198
2 -	32.784	21.382	54.166	80.28	1.522	14:29:31.364
3 -	32.677	21.069	53.746	80.91	1.102	14:30:25.110
4 -	32.922	20.913	53.835	80.77	1.191	14:31:18.945
5 -	32.051	20.740	52.791 (2)	82.37	0.147	14:32:11.736
6 -	31.948	20.696	52.644 (1)	82.60		14:33:04.380
7 -	31.962	21.129	53.091	81.90	0.447	14:33:57.471
8 -	32.226	20.981	53.207	81.72	0.563	14:34:50.678
9 -	32.023	21.014	53.037 (3)	81.99	0.393	14:35:43.715
10 -	32.352	21.401	53.753	80.89	1.109	14:36:37.468
11 -	32.007	21.518	53.525	81.24	0.881	14:37:30.993

P27 142 C Ross BARNES			Kawasaki - FPRacing /Chasbikes			
IDEAL LAP TIME : 51.781		BEST LAP TIME : 51.781		DIFFERENCE : 0.000		
LAP	SECTOR 1	SECTOR 2	LAP TIME	MPH	DIFF	TIME OF DAY
1 -		21.891	1:05.152	66.74	13.371	14:28:38.874
2 -	33.678	21.173	54.851	79.28	3.070	14:29:33.725
3 -	32.414	21.411	53.825	80.79	2.044	14:30:27.550
4 -	32.948	20.993	53.941	80.61	2.160	14:31:21.491

Weather / Track : Cloudy / Dry

Brands Hatch Indy
Circuit Length = 1.2079 miles
Start: 14:27 Flag 14:37 End: 14:38

BMCRC - MRO Championships 2015 - Rnd 1 @ Brands Hatch Indy

MRO Powerbikes inc Clubman 1000

RACE 6 - SECTOR ANALYSIS

SECTOR 1 = FL to I1, SECTOR 2 = I1 to I2, SECTOR 3 = I2 to FL, DIFF = Difference To Personal Best Lap

5 -	32.974	20.826	53.800	80.82	2.019	14:32:15.291
6 -	32.270	21.108	53.378	81.46	1.597	14:33:08.669
7 -	32.295	20.470	52.765 (3)	82.41	0.984	14:34:01.434
8 -	32.811	20.984	53.795	80.83	2.014	14:34:55.229
9 -	32.053	20.997	53.050	81.97	1.269	14:35:48.279
10 -	31.796	20.743	52.539 (2)	82.76	0.758	14:36:40.818
11 -	31.469	20.312	51.781 (1)	83.98		14:37:32.599

P28 23 Mark FINCHAM		BMW -				
IDEAL LAP TIME : 52.376		BEST LAP TIME : 52.593		DIFFERENCE : 0.217		
LAP	SECTOR 1	SECTOR 2	LAP TIME	MPH	DIFF	TIME OF DAY
1 -		22.020	1:04.954	66.94	12.361	14:28:38.676
2 -	33.433	20.989	54.422	79.90	1.829	14:29:33.098
3 -	32.801	21.530	54.331	80.03	1.738	14:30:27.429
4 -	33.303	21.048	54.351	80.00	1.758	14:31:21.780
5 -	33.294	21.340	54.634	79.59	2.041	14:32:16.414
6 -	32.422	20.662	53.084	81.91	0.491	14:33:09.498
7 -	32.254	20.452	52.706 (2)	82.50	0.113	14:34:02.204
8 -	32.414	21.187	53.601	81.12	1.008	14:34:55.805
9 -	32.297	20.697	52.994 (3)	82.05	0.401	14:35:48.799
10 -	32.617	20.604	53.221	81.70	0.628	14:36:42.020
11 -	31.924	20.669	52.593 (1)	82.68		14:37:34.613

P29 37 C Aldo MORELLO		BMW -				
IDEAL LAP TIME : 52.815		BEST LAP TIME : 52.925		DIFFERENCE : 0.110		
LAP	SECTOR 1	SECTOR 2	LAP TIME	MPH	DIFF	TIME OF DAY
1 -		21.890	1:02.501	69.57	9.576	14:28:36.223
2 -	33.202	21.537	54.739	79.44	1.814	14:29:30.962
3 -	32.732	21.190	53.922	80.64	0.997	14:30:24.884
4 -	32.768	21.147	53.915	80.65	0.990	14:31:18.799
5 -	33.075	21.026	54.101	80.37	1.176	14:32:12.900
6 -	32.323	21.172	53.495 (3)	81.28	0.570	14:33:06.395
7 -	33.214	21.544	54.758	79.41	1.833	14:34:01.153
8 -	33.254	21.472	54.726	79.46	1.801	14:34:55.879
9 -	32.688	20.869	53.557	81.19	0.632	14:35:49.436
10 -	32.203	21.018	53.221 (2)	81.70	0.296	14:36:42.657
11 -	31.946	20.979	52.925 (1)	82.16		14:37:35.582

P30 43 C Julian ENTICKNAP		Suzuki - AssessTech LTD				
IDEAL LAP TIME : 53.853		BEST LAP TIME : 53.853		DIFFERENCE : 0.000		
LAP	SECTOR 1	SECTOR 2	LAP TIME	MPH	DIFF	TIME OF DAY
1 -		22.024	1:04.434	67.48	10.581	14:28:38.156
2 -	33.343	21.128	54.471	79.83	0.618	14:29:32.627
3 -	33.196	21.345	54.541	79.73	0.688	14:30:27.168
4 -	32.978	21.327	54.305 (3)	80.07	0.452	14:31:21.473
5 -	33.544	21.088	54.632	79.59	0.779	14:32:16.105
6 -	33.584	21.748	55.332	78.59	1.479	14:33:11.437
7 -	33.470	21.435	54.905	79.20	1.052	14:34:06.342
8 -	32.806	21.047	53.853 (1)	80.74		14:35:00.195
9 -	32.837	21.052	53.889 (2)	80.69	0.036	14:35:54.084
10 -	33.109	21.239	54.348	80.01	0.495	14:36:48.432
11 -	33.037	21.413	54.450	79.86	0.597	14:37:42.882

P31 46 C Simon GATES		Yamaha - No Talentino Rossi				
IDEAL LAP TIME : 54.089		BEST LAP TIME : 54.094		DIFFERENCE : 0.005		
LAP	SECTOR 1	SECTOR 2	LAP TIME	MPH	DIFF	TIME OF DAY
1 -		21.905	1:04.636	67.27	10.542	14:28:38.358
2 -	33.356	21.736	55.092	78.93	0.998	14:29:33.450
3 -	33.048	21.538	54.586	79.66	0.492	14:30:28.036
4 -	33.069	21.232	54.301 (2)	80.08	0.207	14:31:22.337

Weather / Track : Cloudy / Dry

Brands Hatch Indy
Circuit Length = 1.2079 miles
Start: 14:27 Flag 14:37 End: 14:38

BMCRC - MRO Championships 2015 - Rnd 1 @ Brands Hatch Indy

MRO Powerbikes inc Clubman 1000

RACE 6 - SECTOR ANALYSIS

SECTOR 1 = FL to I1, SECTOR 2 = I1 to I2, SECTOR 3 = I2 to FL, DIFF = Difference To Personal Best Lap

5 -	33.079	21.556	54.635	79.59	0.541	14:32:16.972
6 -	32.930	21.815	54.745	79.43	0.651	14:33:11.717
7 -	33.332	21.635	54.967	79.11	0.873	14:34:06.684
8 -	33.639	21.710	55.349	78.56	1.255	14:35:02.033
9 -	33.234	21.558	54.792	79.36	0.698	14:35:56.825
10 -	33.023	21.325	54.348 (3)	80.01	0.254	14:36:51.173
11 -	32.857	21.237	54.094 (1)	80.38		14:37:45.267

P32 85 C John DAVIS			Yamaha -			
IDEAL LAP TIME : 54.088		BEST LAP TIME : 54.315		DIFFERENCE : 0.227		
LAP	SECTOR 1	SECTOR 2	LAP TIME	MPH	DIFF	TIME OF DAY
1 -		22.392	1:03.434	68.55	9.119	14:28:37.156
2 -	33.308	21.473	54.781	79.38	0.466	14:29:31.937
3 -	33.171	21.738	54.909	79.19	0.594	14:30:26.846
4 -	32.714	21.710	54.424 (3)	79.90	0.109	14:31:21.270
5 -	32.743	21.659	54.402 (2)	79.93	0.087	14:32:15.672
6 -	33.842	21.835	55.677	78.10	1.362	14:33:11.349
7 -	33.228	21.650	54.878	79.24	0.563	14:34:06.227
8 -	33.724	22.096	55.820	77.90	1.505	14:35:02.047
9 -	33.632	21.656	55.288	78.65	0.973	14:35:57.335
10 -	32.941	21.374	54.315 (1)	80.06		14:36:51.650
11 -	33.041	21.860	54.901	79.20	0.586	14:37:46.551

P33 87 C Craig BAKER			Yamaha -			
IDEAL LAP TIME : 55.329		BEST LAP TIME : 55.433		DIFFERENCE : 0.104		
LAP	SECTOR 1	SECTOR 2	LAP TIME	MPH	DIFF	TIME OF DAY
1 -		22.937	1:06.156	65.73	10.723	14:28:39.878
2 -	34.393	22.653	57.046	76.22	1.613	14:29:36.924
3 -	33.968	22.302	56.270	77.28	0.837	14:30:33.194
4 -	33.480	22.299	55.779	77.96	0.346	14:31:28.973
5 -	33.428	22.263	55.691 (3)	78.08	0.258	14:32:24.664
6 -	33.315	22.257	55.572 (2)	78.25	0.139	14:33:20.236
7 -	33.419	22.014	55.433 (1)	78.44		14:34:15.669
8 -	33.359	22.777	56.136	77.46	0.703	14:35:11.805
9 -	33.671	22.468	56.139	77.46	0.706	14:36:07.944
10 -	33.809	22.211	56.020	77.62	0.587	14:37:03.964
11 -	33.653	22.316	55.969	77.69	0.536	14:37:59.933

P34 55 C Michael COPLEY			Suzuki - spindle grind			
IDEAL LAP TIME : 57.225		BEST LAP TIME : 57.225		DIFFERENCE : 0.000		
LAP	SECTOR 1	SECTOR 2	LAP TIME	MPH	DIFF	TIME OF DAY
1 -		22.837	1:07.273	64.64	10.048	14:28:40.995
2 -	34.705	22.842	57.547 (2)	75.56	0.322	14:29:38.542
3 -	34.657	23.101	57.758	75.29	0.533	14:30:36.300
4 -	35.435	22.840	58.275	74.62	1.050	14:31:34.575
5 -	34.861	23.029	57.890	75.11	0.665	14:32:32.465
6 -	34.796	22.800	57.596 (3)	75.50	0.371	14:33:30.061
7 -	34.830	22.995	57.825	75.20	0.600	14:34:27.886
8 -	34.498	22.727	57.225 (1)	75.99		14:35:25.111
9 -	34.765	23.247	58.012	74.96	0.787	14:36:23.123
10 -	35.537	22.890	58.427	74.42	1.202	14:37:21.550
11 -	34.793	23.018	57.811	75.22	0.586	14:38:19.361

P35 64 C Mitchell BROOKES			Honda -			
IDEAL LAP TIME : 57.113		BEST LAP TIME : 57.113		DIFFERENCE : 0.000		
LAP	SECTOR 1	SECTOR 2	LAP TIME	MPH	DIFF	TIME OF DAY
1 -		23.728	1:08.611	63.38	11.498	14:28:42.333
2 -	36.160	23.352	59.512	73.07	2.399	14:29:41.845
3 -	35.744	23.453	59.197	73.45	2.084	14:30:41.042
4 -	36.045	23.770	59.815	72.70	2.702	14:31:40.857

Weather / Track : Cloudy / Dry

Brands Hatch Indy
Circuit Length = 1.2079 miles
Start: 14:27 Flag 14:37 End: 14:38

BMCRC - MRO Championships 2015 - Rnd 1 @ Brands Hatch Indy

MRO Powerbikes inc Clubman 1000

RACE 6 - SECTOR ANALYSIS

SECTOR 1 = FL to I1, SECTOR 2 = I1 to I2, SECTOR 3 = I2 to FL, DIFF = Difference To Personal Best Lap

5 -	36.278	22.993	59.271	73.36	2.158	14:32:40.128
6 -	35.572	23.446	59.018	73.68	1.905	14:33:39.146
7 -	35.381	22.949	58.330	74.55	1.217	14:34:37.476
8 -	34.493	22.620	57.113 (1)	76.14		14:35:34.589
9 -	34.805	22.998	57.803 (2)	75.23	0.690	14:36:32.392
10 -	35.443	22.827	58.270 (3)	74.62	1.157	14:37:30.662

P36 97 Ben GALLAWAY	Honda -	
IDEAL LAP TIME : 52.191	BEST LAP TIME : 52.683	DIFFERENCE : 0.492

LAP	SECTOR 1	SECTOR 2	LAP TIME	MPH	DIFF	TIME OF DAY
1 -		21.667	1:01.108	71.16	8.425	14:28:34.830
2 -	32.709	20.684	53.393	81.44	0.710	14:29:28.223
3 -	32.088	20.750	52.838	82.30	0.155	14:30:21.061
4 -	32.013	20.703	52.716 (2)	82.49	0.033	14:31:13.777
5 -	32.305	20.513	52.818 (3)	82.33	0.135	14:32:06.595
6 -	31.678	21.005	52.683 (1)	82.54		14:32:59.278

BMCRC - MRO Championships 2015 - Rnd 1 @ Brands Hatch Indy

MRO Powerbikes inc Clubman 1000

RACE 6 - BEST SECTORS

SECTOR 1			SECTOR 2			IDEAL / BEST COMPARISON						
POS	NO	NAME	TIME	NO	NAME	TIME	POS	NO	NAME	IDEAL	BEST	DIFF
									PERFECT LAP	48.275		
1	711	TRAYLER	29.040	30	McNEALY	19.235	1	30	McNEALY	48.294	48.447	0.153
2	30	McNEALY	29.059	21	BAKER	19.319	2	711	TRAYLER	48.361	48.485	0.124
3	21	BAKER	29.323	711	TRAYLER	19.321	3	21	BAKER	48.642	48.757	0.115
4	3	PARKER	29.491	3	PARKER	19.347	4	3	PARKER	48.838	48.838	0.000
5	171	BUTLER	29.802	110	MURPHY	19.657	5	110	MURPHY	49.532	49.738	0.206
6	110	MURPHY	29.875	47	DANCE	19.719	6	171	BUTLER	49.636	49.670	0.034
7	148	WILSON	29.907	138	BLANK	19.731	7	148	WILSON	49.766	49.952	0.186
8	138	BLANK	30.219	58	LOVEDAY	19.773	8	138	BLANK	49.950	50.109	0.159
9	8	COUGHLAN	30.290	92	SYKES	19.810	9	47	DANCE	50.036	50.038	0.002
10	92	SYKES	30.307	171	BUTLER	19.834	10	92	SYKES	50.117	50.200	0.083
11	47	DANCE	30.317	148	WILSON	19.859	11	58	LOVEDAY	50.132	50.230	0.098
12	15	WAGHORN	30.336	130	HONEY	19.928	12	8	COUGHLAN	50.375	50.548	0.173
13	58	LOVEDAY	30.359	67	HUMPHRIES	19.969	13	15	WAGHORN	50.453	50.453	0.000
14	67	HUMPHRIES	30.537	59	DALTON	20.007	14	67	HUMPHRIES	50.506	50.853	0.347
15	29	LISTER	30.563	141	DURRANI	20.014	15	130	HONEY	50.559	50.774	0.215
16	130	HONEY	30.631	48	BOUZOUKIS	20.060	16	29	LISTER	50.663	50.671	0.008
17	76	BYARD	30.703	76	BYARD	20.071	17	141	DURRANI	50.722	50.857	0.135
18	141	DURRANI	30.708	8	COUGHLAN	20.085	18	76	BYARD	50.774	50.810	0.036
19	63	WHITE	30.802	29	LISTER	20.100	19	63	WHITE	51.032	51.252	0.220
20	24	SMITH	30.900	15	WAGHORN	20.117	20	59	DALTON	51.058	51.165	0.107
21	48	BOUZOUKIS	31.049	63	WHITE	20.230	21	48	BOUZOUKIS	51.109	51.109	0.000
22	59	DALTON	31.051	142	BARNES	20.312	22	24	SMITH	51.350	51.370	0.020
23	40	RONALDSON	31.321	24	SMITH	20.450	23	142	BARNES	51.781	51.781	0.000
24	142	BARNES	31.469	23	FINCHAM	20.452	24	40	RONALDSON	51.804	51.852	0.048
25	17	ZUCHOWSKI	31.591	40	RONALDSON	20.483	25	17	ZUCHOWSKI	52.170	52.211	0.041
26	97	GALLAWAY	31.678	97	GALLAWAY	20.513	26	97	GALLAWAY	52.191	52.683	0.492
27	57	MILLS	31.716	57	MILLS	20.542	27	57	MILLS	52.258	52.448	0.190
28	23	FINCHAM	31.924	17	ZUCHOWSKI	20.579	28	23	FINCHAM	52.376	52.593	0.217
29	37	MORELLO	31.946	74	BURKE	20.696	29	74	BURKE	52.644	52.644	0.000
30	74	BURKE	31.948	37	MORELLO	20.869	30	37	MORELLO	52.815	52.925	0.110
31	85	DAVIS	32.714	43	ENTICKNAP	21.047	31	43	ENTICKNAP	53.853	53.853	0.000
32	43	ENTICKNAP	32.806	46	GATES	21.232	32	85	DAVIS	54.088	54.315	0.227
33	46	GATES	32.857	85	DAVIS	21.374	33	46	GATES	54.089	54.094	0.005
34	87	BAKER	33.315	87	BAKER	22.014	34	87	BAKER	55.329	55.433	0.104
35	64	BROOKES	34.493	64	BROOKES	22.620	35	64	BROOKES	57.113	57.113	0.000
36	55	COPLEY	34.498	55	COPLEY	22.727	36	55	COPLEY	57.225	57.225	0.000

Weather / Track : Cloudy / Dry

Results can be found at www.tsl-timing.com

Brands Hatch Indy
Circuit Length = 1.2079 miles
Start: 14:27 Flag 14:37 End: 14:38

Printed - 14:45 Saturday, 28 March 2015

BMCRC - MRO Championships 2015 - Rnd 1 @ Brands Hatch Indy

MRO Powerbikes inc Clubman 1000

RACE 16 - GRID



ROW 12	36	57.225	55 Michael COPLEY	35	57.113	64 Mitchell BROOKES	34	55.433	87 Craig BAKER
ROW 11		54.315	33 85 John DAVIS		54.094	32 46 Simon GATES	31	53.853	43 Julian ENTICKNAP
ROW 10	30	52.925	37 Aldo MORELLO	29	52.683	97 Ben GALLAWAY	28	52.644	74 Andrew BURKE
ROW 9		52.593	27 23 Mark FINCHAM		52.448	26 57 David MILLS	25	52.211	17 Luke ZUCHOWSKI
ROW 8	24	51.852	40 Martin RONALDSON	23	51.781	142 Ross BARNES	22	51.370	24 Alan SMITH
ROW 7		51.252	21 63 James WHITE		51.165	20 59 Will DALTON	19	51.109	48 Christos BOUZOUKIS
ROW 6	18	50.857	141 Ramone DURRANI	17	50.853	67 Ross HUMPHRIES	16	50.810	76 Jason BYARD
ROW 5		50.774	15 130 Michael HONEY		50.671	14 29 Mark LISTER	13	50.548	8 John COUGHLAN
ROW 4	12	50.453	15 Jon WAGHORN	11	50.230	58 Jamie LOVEDAY	10	50.200	92 Mark SYKES
ROW 3		50.109	9 138 Michael BLANK		50.038	8 47 Daryl DANCE	7	49.952	148 Nicky WILSON
ROW 2	6	49.738	110 Stephen MURPHY	5	49.670	171 John BUTLER	4	48.838	3 Colin PARKER
ROW 1		48.757	3 21 Peter BAKER		48.485	2 711 Jesse TRAYLER	1	48.447	30 Rob McNEALY
									Pole

Brands Hatch Indy
Circuit Length = 1.2079 miles

These results are provisional until the conclusion of any judicial and technical matters.

Clerk Of Course :	Timekeeper :
-------------------	--------------

Results can be found at www.tsl-timing.com

Printed - 14:46 Saturday, 28 March 2015



BMCRC - MRO Championships 2015 - Rnd 1 @ Brands Hatch Indy

MRO Powerbikes inc Clubman 1000

RACE 16 - CLASSIFICATION



POS	NO	CL	PIC NAME	ENTRY	LAPS	TIME	GAP	DIFF	MPH	BEST	ON
1	711		Jesse TRAYLER	Kawasaki -	12	9:53.337			87.94	47.706	5
2	21		Peter BAKER	Kawasaki -	12	10:02.093	8.756	8.756	86.66	49.247	12
3	3		Colin PARKER	Kawasaki - Global Robots	12	10:03.374	10.037	1.281	86.48	48.811	8
4	110		Stephen MURPHY	Kawasaki -	12	10:09.782	16.445	6.408	85.57	49.726	9
5	47		Daryl DANCE	BMW - 2 brothers scaffolding/Dad	12	10:09.891	16.554	0.109	85.56	49.697	3
6	76		Jason BYARD	Suzuki -	12	10:11.842	18.505	1.951	85.28	49.619	8
7	138		Michael BLANK	Kawasaki -	12	10:14.401	21.064	2.559	84.93	50.050	6
8	148		Nicky WILSON	Ducati - W M Snells	12	10:14.570	21.233	0.169	84.91	50.127	9
9	92	C	Mark SYKES	Kawasaki -	12	10:17.484	24.147	2.914	84.50	50.214	4
10	8	C	John COUGHLAN	Aprilia - BIKERSWORLD	12	10:18.531	25.194	1.047	84.36	50.248	10
11	141	C	Ramone DURRANI	Kawasaki -	12	10:21.750	28.413	3.219	83.92	50.189	10
12	15		Jon WAGHORN	Ducati -	12	10:22.805	29.468	1.055	83.78	50.105	10
13	67		Ross HUMPHRIES	Ducati -	12	10:23.001	29.664	0.196	83.76	50.432	4
14	130		Michael HONEY	Ducati -	12	10:23.178	29.841	0.177	83.73	50.452	10
15	58		Jamie LOVEDAY	Kawasaki - Insignia signs	12	10:23.342	30.005	0.164	83.71	50.066	9
16	29		Mark LISTER	Honda - LCS	12	10:28.480	35.143	5.138	83.03	50.941	4
17	24	C	Alan SMITH	Kawasaki - Mervyn Lambert Plant/Orwells Mcs	12	10:33.573	40.236	5.093	82.36	51.146	12
18	142	C	Ross BARNES	Kawasaki - FPRacing /Chasbikes	12	10:36.753	43.416	3.180	81.95	50.902	8
19	40	C	Martin RONALDSON	Kawasaki -	12	10:36.816	43.479	0.063	81.94	51.435	12
20	97		Ben GALLAWAY	Honda -	12	10:37.366	44.029	0.550	81.87	51.743	9
21	48	C	Christos BOUZOUKIS	BMW -	12	10:37.633	44.296	0.267	81.83	51.702	6
22	63		James WHITE	Kawasaki - Team Afterdark/Skilcom	12	10:40.780	47.443	3.147	81.43	52.307	7
23	74	C	Andrew BURKE	Honda -	12	10:42.882	49.545	2.102	81.17	51.882	7
24	37	C	Aldo MORELLO	BMW -	12	10:44.791	51.454	1.909	80.93	52.125	9
25	17	C	Luke ZUCHOWSKI	Suzuki -	12	10:45.992	52.655	1.201	80.77	52.267	9
26	43	C	Julian ENTICKNAP	Suzuki - AssessTech LTD	11	10:07.745	1 Lap	1 Lap	78.70	53.701	11
27	57	C	David MILLS	Kawasaki - Area Fifty One Racing	11	10:07.802	1 Lap	0.057	78.70	53.275	11
28	85	C	John DAVIS	Yamaha -	11	10:22.025	1 Lap	14.223	76.90	54.270	10
29	87	C	Craig BAKER	Yamaha -	11	10:23.071	1 Lap	1.046	76.77	54.309	11
30	46	C	Simon GATES	Yamaha - No Talentino Rossi	11	10:23.630	1 Lap	0.559	76.70	54.711	11
31	64	C	Mitchell BROOKES	Honda -	11	10:47.191	1 Lap	23.561	73.91	56.756	9
32	55	C	Michael COPLEY	Suzuki - spindle grind	10	10:00.340	2 Laps	1 Lap	72.43	58.424	7

NOT CLASSIFIED

DNF	23		Mark FINCHAM	BMW -	7	6:26.626	5 Laps	3 Laps	78.73	52.683	6
DNF	171		John BUTLER	Kawasaki -	4	3:22.548	8 Laps	3 Laps	85.87	48.657	4
DNF	59	C	Will DALTON	Kawasaki -	0						

FASTEST LAP

711			Jesse TRAYLER	Kawasaki -	5	47.706			91.15 mph	146.69 kph
141	C		Ramone DURRANI	Kawasaki -	10	50.189			86.64 mph	139.44 kph

Class - 90% of Race Speed = 79.14 mph
 Class C - 90% of Race Speed = 76.05 mph

Brands Hatch Indy
 Circuit Length = 1.2079 miles
 Start: 17:24 Flag 17:34 End: 17:35

Weather / Track : Cloudy / Dry

These results are provisional until the conclusion of any judicial and technical matters.

Clerk Of Course :	Timekeeper :
-------------------	--------------

Results can be found at www.tsl-timing.com

Printed - 17:36 Saturday, 28 March 2015



BMCRC - MRO Championships 2015 - Rnd 1 @ Brands Hatch Indy

MRO Powerbikes inc Clubman 1000

RACE 16 - LAP CHART

LAP 1 @ 17:25:39.903

NO	BEHIND	LAP TIME
711		54.753
21	0.362	55.115
171	0.587	55.340
47	1.852	56.605
148	1.874	56.627
138	2.369	57.122
110	2.680	57.433
3	2.758	57.511
92	3.530	58.283
76	3.765	58.518
67	4.103	58.856
15	4.755	59.508
8	4.924	59.677
130	5.203	59.956
29	5.337	1:00.090
58	5.482	1:00.235
141	5.493	1:00.246
63	6.305	1:01.058
97	7.312	1:02.065
24	7.713	1:02.466
142	8.052	1:02.805
48	8.409	1:03.162
74	8.617	1:03.370
40	8.945	1:03.698
37	9.110	1:03.863
17	9.215	1:03.968
57	9.718	1:04.471
85	10.162	1:04.915
23	10.280	1:05.033
43	10.532	1:05.285
87	11.738	1:06.491
46	11.985	1:06.738
55	12.554	1:07.307
64	14.132	1:08.885

LAP 2 @ 17:26:28.584

NO	BEHIND	LAP TIME
711		48.681
171	1.536	49.630
21	2.083	50.402
47	3.078	49.907
148	4.302	51.109
138	4.313	50.625
3	4.356	50.279
110	4.731	50.732
92	6.305	51.456
76	6.670	51.586
67	7.195	51.773
15	7.631	51.557
8	7.738	51.495
141	7.983	51.171
58	8.315	51.514
130	8.721	52.199
29	9.162	52.506
63	10.714	53.090
97	11.637	53.006
24	11.961	52.929
142	12.791	53.420
48	13.113	53.385
74	13.714	53.778
40	13.902	53.638
37	14.114	53.685

LAP 3 @ 17:27:16.943

NO	BEHIND	LAP TIME
711		48.359
171	2.098	48.921
21	3.330	49.606
47	4.416	49.697
3	6.003	50.006
138	6.633	50.679
110	6.823	50.451
148	7.418	51.475
92	8.180	50.234
76	8.593	50.282
67	9.422	50.586
141	9.999	50.375
15	10.058	50.786
8	10.384	51.005
58	10.557	50.601
130	11.708	51.346
29	12.158	51.355
63	15.013	52.658
97	15.761	52.483
24	16.102	52.500
142	16.446	52.014
48	16.808	52.054
40	17.930	52.387
74	18.495	53.140
37	18.636	52.881
17	19.102	53.053
57	21.920	54.639
23	22.778	53.549
43	23.529	54.036
85	25.482	56.286
87	27.229	55.617
46	27.407	55.588
55	33.393	58.921
64	34.502	59.790

LAP 4 @ 17:28:04.826

NO	BEHIND	LAP TIME
711		47.883
171	2.872	48.657
21	4.911	49.464
47	6.373	49.840
3	6.997	48.877
110	8.713	49.773
138	9.349	50.599
148	9.795	50.260
92	10.511	50.214
76	10.752	50.042
67	11.971	50.432
141	13.596	51.480
15	13.707	51.532
8	13.743	51.242
58	13.880	51.206

LAP 5 @ 17:28:52.532

NO	BEHIND	LAP TIME
711		47.706
21	6.469	49.264
47	8.823	50.156
3	8.896	49.605
110	10.989	49.982
138	12.057	50.414
148	12.757	50.668
92	13.019	50.214
76	13.512	50.466
67	15.286	51.021
8	16.864	50.827
141	17.293	51.403
58	17.892	51.718
15	18.015	52.014
130	18.266	51.038
29	18.701	51.191
63	24.622	52.634
97	24.924	52.717
24	25.057	52.779
142	25.399	52.656
48	25.963	52.613
40	26.344	52.087
74	28.512	52.753
37	28.622	52.756
17	29.279	52.867
23	33.554	53.352
57	35.128	54.512
43	35.979	54.309
85	43.057	56.677
87	43.222	56.241
46	43.472	56.325

LAP 6 @ 17:29:42.239

NO	BEHIND	LAP TIME
711		49.707
21	6.499	49.737
55	1 Lap	59.554
64	1 Lap	58.759
3	8.531	49.342
47	9.545	50.429
110	11.359	50.077
138	12.400	50.050

LAP 7 @ 17:30:31.517

NO	BEHIND	LAP TIME
711		49.278
21	7.354	50.133
3	8.823	49.570
47	11.679	51.412
110	12.383	50.302
138	14.335	51.213
76	15.156	50.500
64	1 Lap	57.458
148	15.345	51.002
92	15.542	51.048
55	1 Lap	59.579
67	18.297	50.979
8	18.718	50.307
141	19.635	50.537
58	19.953	50.285
15	20.829	51.048
130	21.147	50.729
29	22.558	51.670
24	29.776	51.551
63	30.360	52.307
142	30.430	51.886
97	30.785	52.464
48	30.973	52.293
40	31.668	52.005
74	34.031	51.882
37	34.835	52.498
17	35.426	52.450
23	40.259	53.007
57	44.736	54.186
43	44.963	54.191

LAP 8 @ 17:31:20.429

NO	BEHIND	LAP TIME
711		48.912
87	1 Lap	55.881
85	1 Lap	55.914

LAP 9 @ 17:32:10.179

NO	BEHIND	LAP TIME
711		49.750
57	1 Lap	54.525
43	1 Lap	54.665
3	8.627	49.655
21	8.649	50.420
87	1 Lap	55.533
85	1 Lap	55.525
46	1 Lap	55.477
110	13.468	49.726
47	13.956	50.273
138	16.115	50.171
76	16.292	50.179
148	17.365	50.127
92	18.403	50.650
8	22.099	50.691
67	22.631	51.332
58	23.081	50.066
15	23.996	50.522
141	24.126	50.609
130	24.743	50.856
29	28.858	52.366
64	1 Lap	57.114
24	34.556	51.996
142	34.726	52.056
97	36.018	51.743
48	36.331	51.702
40	36.535	51.589
55	1 Lap	59.659
63	36.998	52.425
74	40.171	51.982
37	40.819	52.125
17	41.855	52.267

Weather / Track : Cloudy / Dry

Brands Hatch Indy
Circuit Length = 1.2079 miles
Start: 17:24 Flag 17:34 End: 17:35

BMCRC - MRO Championships 2015 - Rnd 1 @ Brands Hatch Indy

MRO Powerbikes inc Clubman 1000

RACE 16 - LAP CHART

LAP 10 @ 17:32:59.092		
NO	BEHIND	LAP TIME

64	1 Lap	56.942
74	47.292	52.440
37	48.945	52.549
17	49.698	52.268

711		48.913
43	1 Lap	54.110
57	1 Lap	54.825
3	9.279	49.565
21	9.302	49.566
110	15.597	51.042
47	15.883	50.840
76	18.048	50.669
87	1 Lap	55.610
138	19.068	51.866
148	19.371	50.919
85	1 Lap	55.780
46	1 Lap	56.047
92	19.946	50.456
8	23.434	50.248
67	24.566	50.848
58	24.657	50.489
15	25.188	50.105
141	25.402	50.189
130	26.282	50.452
29	31.364	51.419
24	37.013	51.370
142	38.716	52.903
97	38.879	51.774
48	39.138	51.720
64	1 Lap	56.756
40	39.337	51.715
63	40.501	52.416
74	44.068	52.810
37	45.612	53.706
17	46.646	53.704
55	1 Lap	59.557

LAP 11 @ 17:33:48.308		
NO	BEHIND	LAP TIME

LAP 12 @ 17:34:38.487		
NO	BEHIND	LAP TIME

711		50.179
55	2 Laps	59.119
21	8.756	49.247
3	10.037	49.532
43	1 Lap	53.701
57	1 Lap	53.275
110	16.445	50.268
47	16.554	50.000
76	18.505	50.082
138	21.064	51.094
148	21.233	50.581
92	24.147	51.124
8	25.194	50.279
141	28.413	51.487
85	1 Lap	54.413
15	29.468	52.396
67	29.664	53.301
87	1 Lap	54.309
130	29.841	51.980
58	30.005	53.420
46	1 Lap	54.711
29	35.143	51.809
24	40.236	51.146
142	43.416	51.994
40	43.479	51.435
97	44.029	52.233
48	44.296	52.176
63	47.443	52.894
74	49.545	52.432
37	51.454	52.688
17	52.655	53.136
64	1 Lap	57.135

711		49.216
21	9.688	49.602
3	10.684	50.621
43	1 Lap	53.939
57	1 Lap	54.074
110	16.356	49.975
47	16.733	50.066
76	18.602	49.770
138	20.149	50.297
148	20.831	50.676
92	23.202	52.472
85	1 Lap	54.270
8	25.094	50.876
87	1 Lap	55.842
46	1 Lap	55.253
67	26.542	51.192
58	26.764	51.323
141	27.105	50.919
15	27.251	51.279
130	28.040	50.974
29	33.513	51.365
24	39.269	51.472
142	41.601	52.101
97	41.975	52.312
40	42.223	52.102
48	42.299	52.377
63	44.728	53.443

Weather / Track : Cloudy / Dry

Brands Hatch Indy
Circuit Length = 1.2079 miles
Start: 17:24 Flag 17:34 End: 17:35

BMCRC - MRO Championships 2015 - Rnd 1 @ Brands Hatch Indy

MRO Powerbikes inc Clubman 1000

RACE 16 - SECTOR ANALYSIS

SECTOR 1 = FL to I1, SECTOR 2 = I1 to I2, SECTOR 3 = I2 to FL, DIFF = Difference To Personal Best Lap

P1 711		Jesse TRAYLER		Kawasaki -		
IDEAL LAP TIME : 47.647		BEST LAP TIME : 47.706		DIFFERENCE : 0.059		
LAP	SECTOR 1	SECTOR 2	LAP TIME	MPH	DIFF	TIME OF DAY
1 -		19.756	54.753	79.42	7.047	17:25:39.903
2 -	29.230	19.451	48.681	89.32	0.975	17:26:28.584
3 -	29.010	19.349	48.359 (3)	89.92	0.653	17:27:16.943
4 -	28.790	19.093	47.883 (2)	90.81	0.177	17:28:04.826
5 -	28.554	19.152	47.706 (1)	91.15		17:28:52.532
6 -	30.222	19.485	49.707	87.48	2.001	17:29:42.239
7 -	29.491	19.787	49.278	88.24	1.572	17:30:31.517
8 -	29.343	19.569	48.912	88.90	1.206	17:31:20.429
9 -	29.571	20.179	49.750	87.40	2.044	17:32:10.179
10 -	29.452	19.461	48.913	88.90	1.207	17:32:59.092
11 -	29.438	19.778	49.216	88.35	1.510	17:33:48.308
12 -	29.954	20.225	50.179	86.66	2.473	17:34:38.487

P2 21		Peter BAKER		Kawasaki -		
IDEAL LAP TIME : 49.153		BEST LAP TIME : 49.247		DIFFERENCE : 0.094		
LAP	SECTOR 1	SECTOR 2	LAP TIME	MPH	DIFF	TIME OF DAY
1 -		19.746	55.115	78.89	5.868	17:25:40.265
2 -	30.137	20.265	50.402	86.27	1.155	17:26:30.667
3 -	29.830	19.776	49.606	87.66	0.359	17:27:20.273
4 -	29.625	19.839	49.464 (3)	87.91	0.217	17:28:09.737
5 -	29.550	19.714	49.264 (2)	88.27	0.017	17:28:59.001
6 -	29.861	19.876	49.737	87.43	0.490	17:29:48.738
7 -	30.314	19.819	50.133	86.74	0.886	17:30:38.871
8 -	29.652	19.885	49.537	87.78	0.290	17:31:28.408
9 -	30.558	19.862	50.420	86.24	1.173	17:32:18.828
10 -	29.727	19.839	49.566	87.73	0.319	17:33:08.394
11 -	29.783	19.819	49.602	87.66	0.355	17:33:57.996
12 -	29.644	19.603	49.247 (1)	88.30		17:34:47.243

P3 3		Colin PARKER		Kawasaki - Global Robots		
IDEAL LAP TIME : 48.629		BEST LAP TIME : 48.811		DIFFERENCE : 0.182		
LAP	SECTOR 1	SECTOR 2	LAP TIME	MPH	DIFF	TIME OF DAY
1 -		20.091	57.511	75.61	8.700	17:25:42.661
2 -	30.298	19.981	50.279	86.48	1.468	17:26:32.940
3 -	30.482	19.524	50.006	86.96	1.195	17:27:22.946
4 -	29.614	19.263	48.877 (2)	88.97	0.066	17:28:11.823
5 -	29.996	19.609	49.605	87.66	0.794	17:29:01.428
6 -	29.723	19.619	49.342 (3)	88.13	0.531	17:29:50.770
7 -	30.116	19.454	49.570	87.72	0.759	17:30:40.340
8 -	29.366	19.445	48.811 (1)	89.09		17:31:29.151
9 -	30.212	19.443	49.655	87.57	0.844	17:32:18.806
10 -	29.885	19.680	49.565	87.73	0.754	17:33:08.371
11 -	30.045	20.576	50.621	85.90	1.810	17:33:58.992
12 -	29.983	19.549	49.532	87.79	0.721	17:34:48.524

P4 110		Stephen MURPHY		Kawasaki -		
IDEAL LAP TIME : 49.645		BEST LAP TIME : 49.726		DIFFERENCE : 0.081		
LAP	SECTOR 1	SECTOR 2	LAP TIME	MPH	DIFF	TIME OF DAY
1 -		20.200	57.433	75.71	7.707	17:25:42.583
2 -	30.996	19.736	50.732	85.71	1.006	17:26:33.315
3 -	30.540	19.911	50.451	86.19	0.725	17:27:23.766
4 -	30.148	19.625	49.773 (2)	87.36	0.047	17:28:13.539
5 -	30.267	19.715	49.982	87.00	0.256	17:29:03.521
6 -	30.271	19.806	50.077	86.83	0.351	17:29:53.598
7 -	30.643	19.659	50.302	86.44	0.576	17:30:43.900
8 -	30.171	19.850	50.021	86.93	0.295	17:31:33.921
9 -	30.020	19.706	49.726 (1)	87.45		17:32:23.647

Weather / Track : Cloudy / Dry

Brands Hatch Indy
Circuit Length = 1.2079 miles
Start: 17:24 Flag 17:34 End: 17:35

BMCRC - MRO Championships 2015 - Rnd 1 @ Brands Hatch Indy

MRO Powerbikes inc Clubman 1000

RACE 16 - SECTOR ANALYSIS

SECTOR 1 = FL to I1, SECTOR 2 = I1 to I2, SECTOR 3 = I2 to FL, DIFF = Difference To Personal Best Lap

10 -	31.248	19.794	51.042	85.19	1.316	17:33:14.689
11 -	30.091	19.884	49.975 (3)	87.01	0.249	17:34:04.664
12 -	30.355	19.913	50.268	86.50	0.542	17:34:54.932

P5 47		Daryl DANCE		BMW - 2 brothers scaffolding/Dad		
IDEAL LAP TIME : 49.641		BEST LAP TIME : 49.697		DIFFERENCE : 0.056		
LAP	SECTOR 1	SECTOR 2	LAP TIME	MPH	DIFF	TIME OF DAY
1 -		19.718	56.605	76.82	6.908	17:25:41.755
2 -	30.423	19.484	49.907 (3)	87.13	0.210	17:26:31.662
3 -	30.157	19.540	49.697 (1)	87.50		17:27:21.359
4 -	30.215	19.625	49.840 (2)	87.25	0.143	17:28:11.199
5 -	30.436	19.720	50.156	86.70	0.459	17:29:01.355
6 -	30.774	19.655	50.429	86.23	0.732	17:29:51.784
7 -	31.655	19.757	51.412	84.58	1.715	17:30:43.196
8 -	30.698	19.968	50.666	85.82	0.969	17:31:33.862
9 -	30.652	19.621	50.273	86.49	0.576	17:32:24.135
10 -	31.202	19.638	50.840	85.53	1.143	17:33:14.975
11 -	30.387	19.679	50.066	86.85	0.369	17:34:05.041
12 -	30.234	19.766	50.000	86.97	0.303	17:34:55.041

P6 76		Jason BYARD		Suzuki -		
IDEAL LAP TIME : 49.469		BEST LAP TIME : 49.619		DIFFERENCE : 0.150		
LAP	SECTOR 1	SECTOR 2	LAP TIME	MPH	DIFF	TIME OF DAY
1 -		20.699	58.518	74.31	8.899	17:25:43.668
2 -	31.587	19.999	51.586	84.29	1.967	17:26:35.254
3 -	30.622	19.660	50.282	86.48	0.663	17:27:25.536
4 -	30.408	19.634	50.042 (3)	86.89	0.423	17:28:15.578
5 -	30.738	19.728	50.466	86.16	0.847	17:29:06.044
6 -	30.342	19.787	50.129	86.74	0.510	17:29:56.173
7 -	30.350	20.150	50.500	86.11	0.881	17:30:46.673
8 -	29.892	19.727	49.619 (1)	87.63		17:31:36.292
9 -	30.394	19.785	50.179	86.66	0.560	17:32:26.471
10 -	30.333	20.336	50.669	85.82	1.050	17:33:17.140
11 -	29.835	19.935	49.770 (2)	87.37	0.151	17:34:06.910
12 -	30.305	19.777	50.082	86.82	0.463	17:34:56.992

P7 138		Michael BLANK		Kawasaki -		
IDEAL LAP TIME : 50.050		BEST LAP TIME : 50.050		DIFFERENCE : 0.000		
LAP	SECTOR 1	SECTOR 2	LAP TIME	MPH	DIFF	TIME OF DAY
1 -		20.016	57.122	76.12	7.072	17:25:42.272
2 -	30.570	20.055	50.625	85.89	0.575	17:26:32.897
3 -	30.807	19.872	50.679	85.80	0.629	17:27:23.576
4 -	30.757	19.842	50.599	85.94	0.549	17:28:14.175
5 -	30.640	19.774	50.414	86.25	0.364	17:29:04.589
6 -	30.311	19.739	50.050 (1)	86.88		17:29:54.639
7 -	30.490	20.723	51.213	84.91	1.163	17:30:45.852
8 -	30.432	19.839	50.271 (3)	86.50	0.221	17:31:36.123
9 -	30.369	19.802	50.171 (2)	86.67	0.121	17:32:26.294
10 -	30.372	21.494	51.866	83.84	1.816	17:33:18.160
11 -	30.387	19.910	50.297	86.45	0.247	17:34:08.457
12 -	30.670	20.424	51.094	85.10	1.044	17:34:59.551

P8 148		Nicky WILSON		Ducati - W M Snells		
IDEAL LAP TIME : 50.016		BEST LAP TIME : 50.127		DIFFERENCE : 0.111		
LAP	SECTOR 1	SECTOR 2	LAP TIME	MPH	DIFF	TIME OF DAY
1 -		20.275	56.627	76.79	6.500	17:25:41.777
2 -	30.852	20.257	51.109	85.08	0.982	17:26:32.886
3 -	31.222	20.253	51.475	84.47	1.348	17:27:24.361
4 -	30.273	19.987	50.260 (2)	86.52	0.133	17:28:14.621
5 -	30.618	20.050	50.668	85.82	0.541	17:29:05.289

Weather / Track : Cloudy / Dry

Brands Hatch Indy
Circuit Length = 1.2079 miles
Start: 17:24 Flag 17:34 End: 17:35

BMCRC - MRO Championships 2015 - Rnd 1 @ Brands Hatch Indy

MRO Powerbikes inc Clubman 1000

RACE 16 - SECTOR ANALYSIS

SECTOR 1 = FL to I1, SECTOR 2 = I1 to I2, SECTOR 3 = I2 to FL, DIFF = Difference To Personal Best Lap

6 -	30.504	20.067	50.571	85.99	0.444	17:29:55.860
7 -	30.576	20.426	51.002	85.26	0.875	17:30:46.862
8 -	30.533	20.022	50.555 (3)	86.01	0.428	17:31:37.417
9 -	30.290	19.837	50.127 (1)	86.75		17:32:27.544
10 -	30.250	20.669	50.919	85.40	0.792	17:33:18.463
11 -	30.779	19.897	50.676	85.81	0.549	17:34:09.139
12 -	30.179	20.402	50.581	85.97	0.454	17:34:59.720

P9 92 C Mark SYKES			Kawasaki -			
IDEAL LAP TIME : 50.165		BEST LAP TIME : 50.214		DIFFERENCE : 0.049		
LAP	SECTOR 1	SECTOR 2	LAP TIME	MPH	DIFF	TIME OF DAY
1 -		20.539	58.283	74.61	8.069	17:25:43.433
2 -	31.333	20.123	51.456	84.51	1.242	17:26:34.889
3 -	30.511	19.723	50.234 (3)	86.56	0.020	17:27:25.123
4 -	30.442	19.772	50.214 (1)	86.60		17:28:15.337
5 -	30.473	19.741	50.214 (1)	86.60		17:29:05.551
6 -	30.604	19.856	50.460	86.17	0.246	17:29:56.011
7 -	30.967	20.081	51.048	85.18	0.834	17:30:47.059
8 -	30.941	19.932	50.873	85.47	0.659	17:31:37.932
9 -	30.823	19.827	50.650	85.85	0.436	17:32:28.582
10 -	30.562	19.894	50.456	86.18	0.242	17:33:19.038
11 -	32.110	20.362	52.472	82.87	2.258	17:34:11.510
12 -	30.998	20.126	51.124	85.05	0.910	17:35:02.634

P10 8 C John COUGHLAN			Aprilia - BIKERSWORLD			
IDEAL LAP TIME : 50.192		BEST LAP TIME : 50.248		DIFFERENCE : 0.056		
LAP	SECTOR 1	SECTOR 2	LAP TIME	MPH	DIFF	TIME OF DAY
1 -		20.913	59.677	72.86	9.429	17:25:44.827
2 -	31.274	20.221	51.495	84.44	1.247	17:26:36.322
3 -	30.997	20.008	51.005	85.25	0.757	17:27:27.327
4 -	31.027	20.215	51.242	84.86	0.994	17:28:18.569
5 -	30.756	20.071	50.827	85.55	0.579	17:29:09.396
6 -	30.387	20.145	50.532	86.05	0.284	17:29:59.928
7 -	30.312	19.995	50.307 (3)	86.44	0.059	17:30:50.235
8 -	31.035	20.317	51.352	84.68	1.104	17:31:41.587
9 -	30.447	20.244	50.691	85.78	0.443	17:32:32.278
10 -	30.222	20.026	50.248 (1)	86.54		17:33:22.526
11 -	30.306	20.570	50.876	85.47	0.628	17:34:13.402
12 -	30.197	20.082	50.279 (2)	86.48	0.031	17:35:03.681

P11 141 C Ramone DURRANI			Kawasaki -			
IDEAL LAP TIME : 50.132		BEST LAP TIME : 50.189		DIFFERENCE : 0.057		
LAP	SECTOR 1	SECTOR 2	LAP TIME	MPH	DIFF	TIME OF DAY
1 -		20.761	1:00.246	72.17	10.057	17:25:45.396
2 -	30.842	20.329	51.171	84.98	0.982	17:26:36.567
3 -	30.406	19.969	50.375 (2)	86.32	0.186	17:27:26.942
4 -	31.150	20.330	51.480	84.47	1.291	17:28:18.422
5 -	31.326	20.077	51.403	84.59	1.214	17:29:09.825
6 -	30.725	20.065	50.790	85.61	0.601	17:30:00.615
7 -	30.620	19.917	50.537 (3)	86.04	0.348	17:30:51.152
8 -	31.069	21.475	52.544	82.76	2.355	17:31:43.696
9 -	30.878	19.731	50.609	85.92	0.420	17:32:34.305
10 -	30.401	19.788	50.189 (1)	86.64		17:33:24.494
11 -	30.772	20.147	50.919	85.40	0.730	17:34:15.413
12 -	31.167	20.320	51.487	84.46	1.298	17:35:06.900

P12 15 Jon WAGHORN			Ducati -			
IDEAL LAP TIME : 50.105		BEST LAP TIME : 50.105		DIFFERENCE : 0.000		
LAP	SECTOR 1	SECTOR 2	LAP TIME	MPH	DIFF	TIME OF DAY
1 -		20.703	59.508	73.07	9.403	17:25:44.658

Weather / Track : Cloudy / Dry

Brands Hatch Indy
Circuit Length = 1.2079 miles
Start: 17:24 Flag 17:34 End: 17:35

BMCRC - MRO Championships 2015 - Rnd 1 @ Brands Hatch Indy

MRO Powerbikes inc Clubman 1000

RACE 16 - SECTOR ANALYSIS

SECTOR 1 = FL to I1, SECTOR 2 = I1 to I2, SECTOR 3 = I2 to FL, DIFF = Difference To Personal Best Lap

2 -	31.054	20.503	51.557	84.34	1.452	17:26:36.215
3 -	30.498	20.288	50.786	85.62	0.681	17:27:27.001
4 -	31.094	20.438	51.532	84.38	1.427	17:28:18.533
5 -	31.367	20.647	52.014	83.60	1.909	17:29:10.547
6 -	30.536	20.215	50.751 (3)	85.68	0.646	17:30:01.298
7 -	30.563	20.485	51.048	85.18	0.943	17:30:52.346
8 -	30.914	20.393	51.307	84.75	1.202	17:31:43.653
9 -	30.472	20.050	50.522 (2)	86.07	0.417	17:32:34.175
10 -	30.072	20.033	50.105 (1)	86.78		17:33:24.280
11 -	30.893	20.386	51.279	84.80	1.174	17:34:15.559
12 -	31.555	20.841	52.396	82.99	2.291	17:35:07.955

P13 67		Ross HUMPHRIES		Ducati -		
IDEAL LAP TIME : 50.432		BEST LAP TIME : 50.432		DIFFERENCE : 0.000		
LAP	SECTOR 1	SECTOR 2	LAP TIME	MPH	DIFF	TIME OF DAY

1 -		20.780	58.856	73.88	8.424	17:25:44.006
2 -	31.383	20.390	51.773	83.99	1.341	17:26:35.779
3 -	30.513	20.073	50.586 (2)	85.96	0.154	17:27:26.365
4 -	30.423	20.009	50.432 (1)	86.22		17:28:16.797
5 -	30.782	20.239	51.021	85.23	0.589	17:29:07.818
6 -	30.837	20.180	51.017	85.23	0.585	17:29:58.835
7 -	30.836	20.143	50.979	85.30	0.547	17:30:49.814
8 -	31.266	20.398	51.664	84.17	1.232	17:31:41.478
9 -	31.165	20.167	51.332	84.71	0.900	17:32:32.810
10 -	30.587	20.261	50.848 (3)	85.52	0.416	17:33:23.658
11 -	30.811	20.381	51.192	84.94	0.760	17:34:14.850
12 -	31.893	21.408	53.301	81.58	2.869	17:35:08.151

P14 130		Michael HONEY		Ducati -		
IDEAL LAP TIME : 50.452		BEST LAP TIME : 50.452		DIFFERENCE : 0.000		
LAP	SECTOR 1	SECTOR 2	LAP TIME	MPH	DIFF	TIME OF DAY

1 -		20.855	59.956	72.52	9.504	17:25:45.106
2 -	31.832	20.367	52.199	83.30	1.747	17:26:37.305
3 -	31.294	20.052	51.346	84.69	0.894	17:27:28.651
4 -	31.033	20.076	51.109	85.08	0.657	17:28:19.760
5 -	30.929	20.109	51.038	85.20	0.586	17:29:10.798
6 -	31.114	20.023	51.137	85.03	0.685	17:30:01.935
7 -	30.780	19.949	50.729 (2)	85.72	0.277	17:30:52.664
8 -	30.946	20.456	51.402	84.59	0.950	17:31:44.066
9 -	30.872	19.984	50.856 (3)	85.50	0.404	17:32:34.922
10 -	30.586	19.866	50.452 (1)	86.19		17:33:25.374
11 -	30.866	20.108	50.974	85.31	0.522	17:34:16.348
12 -	31.177	20.803	51.980	83.65	1.528	17:35:08.328

P15 58		Jamie LOVEDAY		Kawasaki - Insignia signs		
IDEAL LAP TIME : 50.066		BEST LAP TIME : 50.066		DIFFERENCE : 0.000		
LAP	SECTOR 1	SECTOR 2	LAP TIME	MPH	DIFF	TIME OF DAY

1 -		20.990	1:00.235	72.19	10.169	17:25:45.385
2 -	31.433	20.081	51.514	84.41	1.448	17:26:36.899
3 -	30.784	19.817	50.601	85.93	0.535	17:27:27.500
4 -	31.044	20.162	51.206	84.92	1.140	17:28:18.706
5 -	31.352	20.366	51.718	84.08	1.652	17:29:10.424
6 -	30.905	19.856	50.761	85.66	0.695	17:30:01.185
7 -	30.563	19.722	50.285 (2)	86.47	0.219	17:30:51.470
8 -	31.000	20.724	51.724	84.07	1.658	17:31:43.194
9 -	30.408	19.658	50.066 (1)	86.85		17:32:33.260
10 -	30.524	19.965	50.489 (3)	86.12	0.423	17:33:23.749
11 -	31.243	20.080	51.323	84.73	1.257	17:34:15.072
12 -	32.726	20.694	53.420	81.40	3.354	17:35:08.492

Weather / Track : Cloudy / Dry

Brands Hatch Indy
Circuit Length = 1.2079 miles
Start: 17:24 Flag 17:34 End: 17:35

BMCRC - MRO Championships 2015 - Rnd 1 @ Brands Hatch Indy

MRO Powerbikes inc Clubman 1000

RACE 16 - SECTOR ANALYSIS

SECTOR 1 = FL to I1, SECTOR 2 = I1 to I2, SECTOR 3 = I2 to FL, DIFF = Difference To Personal Best Lap

P16 29		Mark LISTER		Honda - LCS		
IDEAL LAP TIME : 50.941		BEST LAP TIME : 50.941		DIFFERENCE : 0.000		
LAP	SECTOR 1	SECTOR 2	LAP TIME	MPH	DIFF	TIME OF DAY
1 -		21.091	1:00.090	72.36	9.149	17:25:45.240
2 -	32.117	20.389	52.506	82.82	1.565	17:26:37.746
3 -	31.016	20.339	51.355	84.67	0.414	17:27:29.101
4 -	30.787	20.154	50.941 (1)	85.36		17:28:20.042
5 -	30.902	20.289	51.191 (3)	84.94	0.250	17:29:11.233
6 -	30.990	20.182	51.172 (2)	84.98	0.231	17:30:02.405
7 -	31.144	20.526	51.670	84.16	0.729	17:30:54.075
8 -	31.785	20.811	52.596	82.67	1.655	17:31:46.671
9 -	31.804	20.562	52.366	83.04	1.425	17:32:39.037
10 -	31.063	20.356	51.419	84.57	0.478	17:33:30.456
11 -	30.865	20.500	51.365	84.66	0.424	17:34:21.821
12 -	31.037	20.772	51.809	83.93	0.868	17:35:13.630

P17 24 C		Alan SMITH		Kawasaki - Mervyn Lambert Plant/Orwells Mcs		
IDEAL LAP TIME : 51.066		BEST LAP TIME : 51.146		DIFFERENCE : 0.080		
LAP	SECTOR 1	SECTOR 2	LAP TIME	MPH	DIFF	TIME OF DAY
1 -		21.965	1:02.466	69.61	11.320	17:25:47.616
2 -	32.282	20.647	52.929	82.15	1.783	17:26:40.545
3 -	31.805	20.695	52.500	82.83	1.354	17:27:33.045
4 -	31.326	20.439	51.765	84.00	0.619	17:28:24.810
5 -	32.100	20.679	52.779	82.39	1.633	17:29:17.589
6 -	31.092	21.061	52.153	83.38	1.007	17:30:09.742
7 -	31.238	20.313	51.551	84.35	0.405	17:31:01.293
8 -	30.885	20.561	51.446 (3)	84.52	0.300	17:31:52.739
9 -	31.232	20.764	51.996	83.63	0.850	17:32:44.735
10 -	30.810	20.560	51.370 (2)	84.65	0.224	17:33:36.105
11 -	31.159	20.313	51.472	84.48	0.326	17:34:27.577
12 -	30.890	20.256	51.146 (1)	85.02		17:35:18.723

P18 142 C		Ross BARNES		Kawasaki - FPRacing /Chasbikes		
IDEAL LAP TIME : 50.902		BEST LAP TIME : 50.902		DIFFERENCE : 0.000		
LAP	SECTOR 1	SECTOR 2	LAP TIME	MPH	DIFF	TIME OF DAY
1 -		22.098	1:02.805	69.23	11.903	17:25:47.955
2 -	32.537	20.883	53.420	81.40	2.518	17:26:41.375
3 -	31.626	20.388	52.014	83.60	1.112	17:27:33.389
4 -	31.660	20.226	51.886 (2)	83.81	0.984	17:28:25.275
5 -	32.452	20.204	52.656	82.58	1.754	17:29:17.931
6 -	31.742	20.388	52.130	83.41	1.228	17:30:10.061
7 -	31.615	20.271	51.886 (2)	83.81	0.984	17:31:01.947
8 -	30.759	20.143	50.902 (1)	85.43		17:31:52.849
9 -	31.368	20.688	52.056	83.53	1.154	17:32:44.905
10 -	31.280	21.623	52.903	82.19	2.001	17:33:37.808
11 -	31.571	20.530	52.101	83.46	1.199	17:34:29.909
12 -	31.345	20.649	51.994	83.63	1.092	17:35:21.903

P19 40 C		Martin RONALDSON		Kawasaki -		
IDEAL LAP TIME : 51.273		BEST LAP TIME : 51.435		DIFFERENCE : 0.162		
LAP	SECTOR 1	SECTOR 2	LAP TIME	MPH	DIFF	TIME OF DAY
1 -		22.459	1:03.698	68.26	12.263	17:25:48.848
2 -	32.541	21.097	53.638	81.07	2.203	17:26:42.486
3 -	31.820	20.567	52.387	83.00	0.952	17:27:34.873
4 -	31.474	20.442	51.916	83.76	0.481	17:28:26.789
5 -	31.583	20.504	52.087	83.48	0.652	17:29:18.876
6 -	31.813	20.491	52.304	83.14	0.869	17:30:11.180
7 -	31.641	20.364	52.005	83.61	0.570	17:31:03.185
8 -	31.511	20.429	51.940	83.72	0.505	17:31:55.125
9 -	31.288	20.301	51.589 (2)	84.29	0.154	17:32:46.714

Weather / Track : Cloudy / Dry

Brands Hatch Indy
Circuit Length = 1.2079 miles
Start: 17:24 Flag 17:34 End: 17:35

BMCRC - MRO Championships 2015 - Rnd 1 @ Brands Hatch Indy

MRO Powerbikes inc Clubman 1000

RACE 16 - SECTOR ANALYSIS

SECTOR 1 = FL to I1, SECTOR 2 = I1 to I2, SECTOR 3 = I2 to FL, DIFF = Difference To Personal Best Lap

10 -	30.991	20.724	51.715 (3)	84.08	0.280	17:33:38.429
11 -	31.324	20.778	52.102	83.46	0.667	17:34:30.531
12 -	30.972	20.463	51.435 (1)	84.54		17:35:21.966

P20 97 Ben GALLAWAY		Honda -				
IDEAL LAP TIME : 51.446		BEST LAP TIME : 51.743		DIFFERENCE : 0.297		
LAP	SECTOR 1	SECTOR 2	LAP TIME	MPH	DIFF	TIME OF DAY
1 -		21.723	1:02.065	70.06	10.322	17:25:47.215
2 -	32.159	20.847	53.006	82.03	1.263	17:26:40.221
3 -	31.746	20.737	52.483	82.85	0.740	17:27:32.704
4 -	31.438	20.597	52.035 (3)	83.57	0.292	17:28:24.739
5 -	31.788	20.929	52.717	82.48	0.974	17:29:17.456
6 -	31.572	20.810	52.382	83.01	0.639	17:30:09.838
7 -	31.960	20.504	52.464	82.88	0.721	17:31:02.302
8 -	31.445	20.707	52.152	83.38	0.409	17:31:54.454
9 -	30.942	20.801	51.743 (1)	84.04		17:32:46.197
10 -	31.062	20.712	51.774 (2)	83.99	0.031	17:33:37.971
11 -	31.472	20.840	52.312	83.12	0.569	17:34:30.283
12 -	31.159	21.074	52.233	83.25	0.490	17:35:22.516

P21 48 C Christos BOUZOUKIS		BMW -				
IDEAL LAP TIME : 51.291		BEST LAP TIME : 51.702		DIFFERENCE : 0.411		
LAP	SECTOR 1	SECTOR 2	LAP TIME	MPH	DIFF	TIME OF DAY
1 -		22.158	1:03.162	68.84	11.460	17:25:48.312
2 -	32.363	21.022	53.385	81.45	1.683	17:26:41.697
3 -	31.658	20.396	52.054	83.54	0.352	17:27:33.751
4 -	31.741	20.390	52.131	83.41	0.429	17:28:25.882
5 -	32.116	20.497	52.613	82.65	0.911	17:29:18.495
6 -	31.528	20.174	51.702 (1)	84.10		17:30:10.197
7 -	31.925	20.368	52.293	83.15	0.591	17:31:02.490
8 -	31.681	20.637	52.318	83.11	0.616	17:31:54.808
9 -	31.472	20.230	51.702 (1)	84.10		17:32:46.510
10 -	31.117	20.603	51.720 (3)	84.07	0.018	17:33:38.230
11 -	32.203	20.174	52.377	83.02	0.675	17:34:30.607
12 -	31.397	20.779	52.176	83.34	0.474	17:35:22.783

P22 63 James WHITE		Kawasaki - Team Afterdark/Skilcom				
IDEAL LAP TIME : 52.042		BEST LAP TIME : 52.307		DIFFERENCE : 0.265		
LAP	SECTOR 1	SECTOR 2	LAP TIME	MPH	DIFF	TIME OF DAY
1 -		21.105	1:01.058	71.21	8.751	17:25:46.208
2 -	32.170	20.920	53.090	81.91	0.783	17:26:39.298
3 -	31.706	20.952	52.658	82.58	0.351	17:27:31.956
4 -	31.711	20.853	52.564	82.72	0.257	17:28:24.520
5 -	31.869	20.765	52.634	82.61	0.327	17:29:17.154
6 -	31.478	20.938	52.416 (2)	82.96	0.109	17:30:09.570
7 -	31.626	20.681	52.307 (1)	83.13		17:31:01.877
8 -	32.097	20.778	52.875	82.24	0.568	17:31:54.752
9 -	31.607	20.818	52.425	82.94	0.118	17:32:47.177
10 -	31.852	20.564	52.416 (2)	82.96	0.109	17:33:39.593
11 -	32.614	20.829	53.443	81.36	1.136	17:34:33.036
12 -	31.760	21.134	52.894	82.21	0.587	17:35:25.930

P23 74 C Andrew BURKE		Honda -				
IDEAL LAP TIME : 51.583		BEST LAP TIME : 51.882		DIFFERENCE : 0.299		
LAP	SECTOR 1	SECTOR 2	LAP TIME	MPH	DIFF	TIME OF DAY
1 -		22.193	1:03.370	68.62	11.488	17:25:48.520
2 -	32.456	21.322	53.778	80.86	1.896	17:26:42.298
3 -	32.053	21.087	53.140	81.83	1.258	17:27:35.438
4 -	31.943	20.910	52.853	82.27	0.971	17:28:28.291
5 -	31.650	21.103	52.753	82.43	0.871	17:29:21.044

Weather / Track : Cloudy / Dry

Brands Hatch Indy
Circuit Length = 1.2079 miles
Start: 17:24 Flag 17:34 End: 17:35

BMCRC - MRO Championships 2015 - Rnd 1 @ Brands Hatch Indy

MRO Powerbikes inc Clubman 1000

RACE 16 - SECTOR ANALYSIS

SECTOR 1 = FL to I1, SECTOR 2 = I1 to I2, SECTOR 3 = I2 to FL, DIFF = Difference To Personal Best Lap

6 -	31.636	20.986	52.622	82.63	0.740	17:30:13.666
7 -	30.970	20.912	51.882 (1)	83.81		17:31:05.548
8 -	31.730	21.090	52.820	82.32	0.938	17:31:58.368
9 -	31.085	20.897	51.982 (2)	83.65	0.100	17:32:50.350
10 -	31.895	20.915	52.810	82.34	0.928	17:33:43.160
11 -	31.660	20.780	52.440	82.92	0.558	17:34:35.600
12 -	31.819	20.613	52.432 (3)	82.93	0.550	17:35:28.032

P24 37 C Aldo MORELLO			BMW -			
IDEAL LAP TIME : 52.028		BEST LAP TIME : 52.125		DIFFERENCE : 0.097		
LAP	SECTOR 1	SECTOR 2	LAP TIME	MPH	DIFF	TIME OF DAY
1 -		22.481	1:03.863	68.09	11.738	17:25:49.013
2 -	32.562	21.123	53.685	81.00	1.560	17:26:42.698
3 -	32.038	20.843	52.881	82.23	0.756	17:27:35.579
4 -	32.113	20.706	52.819	82.33	0.694	17:28:28.398
5 -	31.820	20.936	52.756	82.42	0.631	17:29:21.154
6 -	31.895	20.805	52.700	82.51	0.575	17:30:13.854
7 -	31.865	20.633	52.498 (2)	82.83	0.373	17:31:06.352
8 -	31.912	20.609	52.521 (3)	82.79	0.396	17:31:58.873
9 -	31.430	20.695	52.125 (1)	83.42		17:32:50.998
10 -	32.133	21.573	53.706	80.97	1.581	17:33:44.704
11 -	31.743	20.806	52.549	82.75	0.424	17:34:37.253
12 -	32.090	20.598	52.688	82.53	0.563	17:35:29.941

P25 17 C Luke ZUCHOWSKI			Suzuki -			
IDEAL LAP TIME : 52.138		BEST LAP TIME : 52.267		DIFFERENCE : 0.129		
LAP	SECTOR 1	SECTOR 2	LAP TIME	MPH	DIFF	TIME OF DAY
1 -		22.341	1:03.968	67.97	11.701	17:25:49.118
2 -	32.834	21.040	53.874	80.71	1.607	17:26:42.992
3 -	32.267	20.786	53.053	81.96	0.786	17:27:36.045
4 -	32.078	20.821	52.899	82.20	0.632	17:28:28.944
5 -	32.028	20.839	52.867	82.25	0.600	17:29:21.811
6 -	31.831	20.851	52.682	82.54	0.415	17:30:14.493
7 -	31.816	20.634	52.450 (3)	82.90	0.183	17:31:06.943
8 -	32.026	20.798	52.824	82.32	0.557	17:31:59.767
9 -	31.504	20.763	52.267 (1)	83.19		17:32:52.034
10 -	31.793	21.911	53.704	80.97	1.437	17:33:45.738
11 -	31.626	20.642	52.268 (2)	83.19	0.001	17:34:38.006
12 -	31.855	21.281	53.136	81.83	0.869	17:35:31.142

P26 43 C Julian ENTICKNAP			Suzuki - AssessTech LTD			
IDEAL LAP TIME : 53.572		BEST LAP TIME : 53.701		DIFFERENCE : 0.129		
LAP	SECTOR 1	SECTOR 2	LAP TIME	MPH	DIFF	TIME OF DAY
1 -		22.377	1:05.285	66.60	11.584	17:25:50.435
2 -	34.010	21.991	56.001	77.65	2.300	17:26:46.436
3 -	33.041	20.995	54.036	80.47	0.335	17:27:40.472
4 -	32.851	20.879	53.730 (2)	80.93	0.029	17:28:34.202
5 -	33.378	20.931	54.309	80.07	0.608	17:29:28.511
6 -	32.842	20.936	53.778 (3)	80.86	0.077	17:30:22.289
7 -	33.168	21.023	54.191	80.24	0.490	17:31:16.480
8 -	33.123	21.542	54.665	79.55	0.964	17:32:11.145
9 -	33.071	21.039	54.110	80.36	0.409	17:33:05.255
10 -	32.809	21.130	53.939	80.62	0.238	17:33:59.194
11 -	32.693	21.008	53.701 (1)	80.97		17:34:52.895

P27 57 C David MILLS			Kawasaki - Area Fifty One Racing			
IDEAL LAP TIME : 53.275		BEST LAP TIME : 53.275		DIFFERENCE : 0.000		
LAP	SECTOR 1	SECTOR 2	LAP TIME	MPH	DIFF	TIME OF DAY
1 -		22.386	1:04.471	67.44	11.196	17:25:49.621
2 -	33.428	21.175	54.603	79.64	1.328	17:26:44.224

Weather / Track : Cloudy / Dry

Brands Hatch Indy
Circuit Length = 1.2079 miles
Start: 17:24 Flag 17:34 End: 17:35

BMCRC - MRO Championships 2015 - Rnd 1 @ Brands Hatch Indy

MRO Powerbikes inc Clubman 1000

RACE 16 - SECTOR ANALYSIS

SECTOR 1 = FL to I1, SECTOR 2 = I1 to I2, SECTOR 3 = I2 to FL, DIFF = Difference To Personal Best Lap

3 -	33.534	21.105	54.639	79.58	1.364	17:27:38.863
4 -	33.135	21.150	54.285	80.10	1.010	17:28:33.148
5 -	33.441	21.071	54.512	79.77	1.237	17:29:27.660
6 -	33.310	21.097	54.407	79.92	1.132	17:30:22.067
7 -	33.041	21.145	54.186 (3)	80.25	0.911	17:31:16.253
8 -	33.078	21.447	54.525	79.75	1.250	17:32:10.778
9 -	33.701	21.124	54.825	79.31	1.550	17:33:05.603
10 -	32.977	21.097	54.074 (2)	80.41	0.799	17:33:59.677
11 -	32.487	20.788	53.275 (1)	81.62		17:34:52.952

P28 85 C John DAVIS			Yamaha -			
IDEAL LAP TIME : 54.270		BEST LAP TIME : 54.270		DIFFERENCE : 0.000		
LAP	SECTOR 1	SECTOR 2	LAP TIME	MPH	DIFF	TIME OF DAY
1 -		22.714	1:04.915	66.98	10.645	17:25:50.065
2 -	33.841	22.233	56.074	77.55	1.804	17:26:46.139
3 -	34.118	22.168	56.286	77.25	2.016	17:27:42.425
4 -	34.147	22.340	56.487	76.98	2.217	17:28:38.912
5 -	34.417	22.260	56.677	76.72	2.407	17:29:35.589
6 -	33.771	21.913	55.684	78.09	1.414	17:30:31.273
7 -	33.723	22.191	55.914	77.77	1.644	17:31:27.187
8 -	33.510	22.015	55.525 (3)	78.31	1.255	17:32:22.712
9 -	33.894	21.886	55.780	77.95	1.510	17:33:18.492
10 -	32.631	21.639	54.270 (1)	80.12		17:34:12.762
11 -	32.768	21.645	54.413 (2)	79.91	0.143	17:35:07.175

P29 87 C Craig BAKER			Yamaha -			
IDEAL LAP TIME : 54.309		BEST LAP TIME : 54.309		DIFFERENCE : 0.000		
LAP	SECTOR 1	SECTOR 2	LAP TIME	MPH	DIFF	TIME OF DAY
1 -		23.185	1:06.491	65.40	12.182	17:25:51.641
2 -	34.430	22.484	56.914	76.40	2.605	17:26:48.555
3 -	33.498	22.119	55.617	78.18	1.308	17:27:44.172
4 -	33.241	22.100	55.341 (3)	78.57	1.032	17:28:39.513
5 -	34.077	22.164	56.241	77.32	1.932	17:29:35.754
6 -	32.982	22.310	55.292 (2)	78.64	0.983	17:30:31.046
7 -	33.550	22.331	55.881	77.81	1.572	17:31:26.927
8 -	33.382	22.151	55.533	78.30	1.224	17:32:22.460
9 -	33.476	22.134	55.610	78.19	1.301	17:33:18.070
10 -	33.959	21.883	55.842	77.87	1.533	17:34:13.912
11 -	32.717	21.592	54.309 (1)	80.07		17:35:08.221

P30 46 C Simon GATES			Yamaha - No Talentino Rossi			
IDEAL LAP TIME : 54.515		BEST LAP TIME : 54.711		DIFFERENCE : 0.196		
LAP	SECTOR 1	SECTOR 2	LAP TIME	MPH	DIFF	TIME OF DAY
1 -		23.147	1:06.738	65.15	12.027	17:25:51.888
2 -	34.341	22.533	56.874	76.46	2.163	17:26:48.762
3 -	33.621	21.967	55.588	78.22	0.877	17:27:44.350
4 -	33.270	22.059	55.329 (3)	78.59	0.618	17:28:39.679
5 -	34.091	22.234	56.325	77.20	1.614	17:29:36.004
6 -	33.635	21.856	55.491	78.36	0.780	17:30:31.495
7 -	33.636	22.161	55.797	77.93	1.086	17:31:27.292
8 -	33.869	21.608	55.477	78.38	0.766	17:32:22.769
9 -	34.802	21.245	56.047	77.58	1.336	17:33:18.816
10 -	33.533	21.720	55.253 (2)	78.70	0.542	17:34:14.069
11 -	33.331	21.380	54.711 (1)	79.48		17:35:08.780

P31 64 C Mitchell BROOKES			Honda -			
IDEAL LAP TIME : 56.709		BEST LAP TIME : 56.756		DIFFERENCE : 0.047		
LAP	SECTOR 1	SECTOR 2	LAP TIME	MPH	DIFF	TIME OF DAY
1 -		23.803	1:08.885	63.12	12.129	17:25:54.035
2 -	34.868	22.752	57.620	75.47	0.864	17:26:51.655

Weather / Track : Cloudy / Dry

Brands Hatch Indy
Circuit Length = 1.2079 miles
Start: 17:24 Flag 17:34 End: 17:35

BMCRC - MRO Championships 2015 - Rnd 1 @ Brands Hatch Indy

MRO Powerbikes inc Clubman 1000

RACE 16 - SECTOR ANALYSIS

SECTOR 1 = FL to I1, SECTOR 2 = I1 to I2, SECTOR 3 = I2 to FL, DIFF = Difference To Personal Best Lap

3 -	35.970	23.820	59.790	72.73	3.034	17:27:51.445
4 -	36.117	23.057	59.174	73.48	2.418	17:28:50.619
5 -	35.396	23.363	58.759	74.00	2.003	17:29:49.378
6 -	34.963	22.495	57.458	75.68	0.702	17:30:46.836
7 -	34.487	23.071	57.558	75.55	0.802	17:31:44.394
8 -	34.345	22.769	57.114 (3)	76.13	0.358	17:32:41.508
9 -	34.234	22.522	56.756 (1)	76.61		17:33:38.264
10 -	34.437	22.505	56.942 (2)	76.36	0.186	17:34:35.206
11 -	34.214	22.921	57.135	76.11	0.379	17:35:32.341

P32 55 C Michael COPLEY		Suzuki - spindle grind				
IDEAL LAP TIME : 58.359		BEST LAP TIME : 58.424		DIFFERENCE : 0.065		
LAP	SECTOR 1	SECTOR 2	LAP TIME	MPH	DIFF	TIME OF DAY
1 -		23.240	1:07.307	64.60	8.883	17:25:52.457
2 -	35.319	23.639	58.958 (3)	73.75	0.534	17:26:51.415
3 -	35.771	23.150	58.921 (2)	73.80	0.497	17:27:50.336
4 -	35.586	23.676	59.262	73.37	0.838	17:28:49.598
5 -	35.917	23.637	59.554	73.01	1.130	17:29:49.152
6 -	36.364	23.215	59.579	72.98	1.155	17:30:48.731
7 -	35.209	23.215	58.424 (1)	74.43		17:31:47.155
8 -	35.795	23.864	59.659	72.89	1.235	17:32:46.814
9 -	36.028	23.529	59.557	73.01	1.133	17:33:46.371
10 -	35.314	23.805	59.119	73.55	0.695	17:34:45.490

P33 23 Mark FINCHAM		BMW -				
IDEAL LAP TIME : 52.683		BEST LAP TIME : 52.683		DIFFERENCE : 0.000		
LAP	SECTOR 1	SECTOR 2	LAP TIME	MPH	DIFF	TIME OF DAY
1 -		22.540	1:05.033	66.86	12.350	17:25:50.183
2 -	33.997	21.992	55.989	77.66	3.306	17:26:46.172
3 -	32.737	20.812	53.549	81.20	0.866	17:27:39.721
4 -	32.149	20.864	53.013 (3)	82.02	0.330	17:28:32.734
5 -	32.611	20.741	53.352	81.50	0.669	17:29:26.086
6 -	32.057	20.626	52.683 (1)	82.54		17:30:18.769
7 -	32.346	20.661	53.007 (2)	82.03	0.324	17:31:11.776

P34 171 John BUTLER		Kawasaki -				
IDEAL LAP TIME : 48.657		BEST LAP TIME : 48.657		DIFFERENCE : 0.000		
LAP	SECTOR 1	SECTOR 2	LAP TIME	MPH	DIFF	TIME OF DAY
1 -		19.815	55.340	78.57	6.683	17:25:40.490
2 -	29.918	19.712	49.630 (3)	87.62	0.973	17:26:30.120
3 -	29.343	19.578	48.921 (2)	88.89	0.264	17:27:19.041
4 -	29.162	19.495	48.657 (1)	89.37		17:28:07.698

BMCRC - MRO Championships 2015 - Rnd 1 @ Brands Hatch Indy

MRO Powerbikes inc Clubman 1000

RACE 16 - BEST SECTORS

SECTOR 1			SECTOR 2			IDEAL / BEST COMPARISON						
POS	NO	NAME	TIME	NO	NAME	TIME	POS	NO	NAME	IDEAL	BEST	DIFF
									PERFECT LAP	47.647		
1	711	TRAYLER	28.554	711	TRAYLER	19.093	1	711	TRAYLER	47.647	47.706	0.059
2	171	BUTLER	29.162	3	PARKER	19.263	2	3	PARKER	48.629	48.811	0.182
3	3	PARKER	29.366	47	DANCE	19.484	3	171	BUTLER	48.657	48.657	0.000
4	21	BAKER	29.550	171	BUTLER	19.495	4	21	BAKER	49.153	49.247	0.094
5	76	BYARD	29.835	21	BAKER	19.603	5	76	BYARD	49.469	49.619	0.150
6	110	MURPHY	30.020	110	MURPHY	19.625	6	47	DANCE	49.641	49.697	0.056
7	15	WAGHORN	30.072	76	BYARD	19.634	7	110	MURPHY	49.645	49.726	0.081
8	47	DANCE	30.157	58	LOVEDAY	19.658	8	148	WILSON	50.016	50.127	0.111
9	148	WILSON	30.179	92	SYKES	19.723	9	138	BLANK	50.050	50.050	0.000
10	8	COUGHLAN	30.197	141	DURRANI	19.731	10	58	LOVEDAY	50.066	50.066	0.000
11	138	BLANK	30.311	138	BLANK	19.739	11	15	WAGHORN	50.105	50.105	0.000
12	141	DURRANI	30.401	148	WILSON	19.837	12	141	DURRANI	50.132	50.189	0.057
13	58	LOVEDAY	30.408	130	HONEY	19.866	13	92	SYKES	50.165	50.214	0.049
14	67	HUMPHRIES	30.423	8	COUGHLAN	19.995	14	8	COUGHLAN	50.192	50.248	0.056
15	92	SYKES	30.442	67	HUMPHRIES	20.009	15	67	HUMPHRIES	50.432	50.432	0.000
16	130	HONEY	30.586	15	WAGHORN	20.033	16	130	HONEY	50.452	50.452	0.000
17	142	BARNES	30.759	142	BARNES	20.143	17	142	BARNES	50.902	50.902	0.000
18	29	LISTER	30.787	29	LISTER	20.154	18	29	LISTER	50.941	50.941	0.000
19	24	SMITH	30.810	48	BOUZOUKIS	20.174	19	24	SMITH	51.066	51.146	0.080
20	97	GALLAWAY	30.942	24	SMITH	20.256	20	40	RONALDSON	51.273	51.435	0.162
21	74	BURKE	30.970	40	RONALDSON	20.301	21	48	BOUZOUKIS	51.291	51.702	0.411
22	40	RONALDSON	30.972	97	GALLAWAY	20.504	22	97	GALLAWAY	51.446	51.743	0.297
23	48	BOUZOUKIS	31.117	63	WHITE	20.564	23	74	BURKE	51.583	51.882	0.299
24	37	MORELLO	31.430	37	MORELLO	20.598	24	37	MORELLO	52.028	52.125	0.097
25	63	WHITE	31.478	74	BURKE	20.613	25	63	WHITE	52.042	52.307	0.265
26	17	ZUCHOWSKI	31.504	23	FINCHAM	20.626	26	17	ZUCHOWSKI	52.138	52.267	0.129
27	23	FINCHAM	32.057	17	ZUCHOWSKI	20.634	27	23	FINCHAM	52.683	52.683	0.000
28	57	MILLS	32.487	57	MILLS	20.788	28	57	MILLS	53.275	53.275	0.000
29	85	DAVIS	32.631	43	ENTICKNAP	20.879	29	43	ENTICKNAP	53.572	53.701	0.129
30	43	ENTICKNAP	32.693	46	GATES	21.245	30	85	DAVIS	54.270	54.270	0.000
31	87	BAKER	32.717	87	BAKER	21.592	31	87	BAKER	54.309	54.309	0.000
32	46	GATES	33.270	85	DAVIS	21.639	32	46	GATES	54.515	54.711	0.196
33	64	BROOKES	34.214	64	BROOKES	22.495	33	64	BROOKES	56.709	56.756	0.047
34	55	COPLEY	35.209	55	COPLEY	23.150	34	55	COPLEY	58.359	58.424	0.065
35												

Weather / Track : Cloudy / Dry

Results can be found at www.tsl-timing.com

Brands Hatch Indy
 Circuit Length = 1.2079 miles
 Start: 17:24 Flag 17:34 End: 17:35

Printed - 17:37 Saturday, 28 March 2015

BMCRC - MRO Championships 2015 - Rnd 1 @ Brands Hatch Indy

MRO Powerbikes inc Clubman 1000

RACE 6 - GRID



ROW 12	36	30 Rob McNEALY	35	59 Will DALTON	34	55 Michael COPLEY	58.424
ROW 11			33	64 Mitchell BROOKES	32	46 Simon GATES	54.711
					31	87 Craig BAKER	54.309
ROW 10			30	85 John DAVIS	29	43 Julian ENTICKNAP	53.275
					28	57 David MILLS	54.270
ROW 9			27	23 Mark FINCHAM	26	63 James WHITE	52.683
					25	17 Luke ZUCHOWSKI	52.307
ROW 8			24	37 Aldo MORELLO	23	74 Andrew BURKE	52.125
					22	97 Ben GALLAWAY	51.882
ROW 7			21	48 Christos BOUZOUKIS	20	40 Martin RONALDSON	51.702
					19	24 Alan SMITH	51.435
ROW 6			18	29 Mark LISTER	17	142 Ross BARNES	51.146
					16	130 Michael HONEY	50.941
ROW 5			15	67 Ross HUMPHRIES	14	8 John COUGHLAN	50.902
					13	92 Mark SYKES	50.452
ROW 4			12	141 Ramone DURRANI	11	148 Nicky WILSON	50.432
					10	15 Jon WAGHORN	50.248
ROW 3			9	58 Jamie LOVEDAY	8	138 Michael BLANK	50.189
					7	110 Stephen MURPHY	50.127
ROW 2			6	47 Daryl DANCE	5	76 Jason BYARD	50.105
					4	21 Peter BAKER	50.066
ROW 1			3	3 Colin PARKER	2	171 John BUTLER	50.050
					1	711 Jesse TRAYLER	49.726
							Pole

Brands Hatch Indy
Circuit Length = 1.2079 miles

These results are provisional until the conclusion of any judicial and technical matters.

Clerk Of Course :	Timekeeper :
-------------------	--------------

Results can be found at www.tsl-timing.com

Printed - 17:38 Saturday, 28 March 2015



BMCRC - MRO Championships 2015 - Rnd 1 @ Brands Hatch Indy

MRO Powerbikes inc Clubman 1000

RACE 6 - CLASSIFICATION



POS	NO	CL	PIC NAME	ENTRY	LAPS	TIME	GAP	DIFF	MPH	BEST	ON
1	3		1 Colin PARKER	Kawasaki - Global Robots	12	11:39.003			74.65	56.864	11
2	130		2 Michael HONEY	Ducati -	12	11:43.519	4.516	4.516	74.17	56.864	3
3	47		3 Daryl DANCE	BMW - 2 brothers scaffolding/Dad	12	11:43.804	4.801	0.285	74.14	56.709	12
4	171		4 John BUTLER	Kawasaki -	12	12:02.431	23.428	18.627	72.23	58.105	10
5	142	C	1 Ross BARNES	Kawasaki - FPRacing /Chasbikes	12	12:02.563	23.560	0.132	72.21	58.181	10
6	58		5 Jamie LOVEDAY	Kawasaki - Insignia signs	12	12:06.409	27.406	3.846	71.83	59.065	4
7	92	C	2 Mark SYKES	Kawasaki -	12	12:09.049	30.046	2.640	71.57	59.008	7
8	8	C	3 John COUGHLAN	Aprilia - BIKERSWORLD	12	12:14.889	35.886	5.840	71.00	59.655	11
9	148		6 Nicky WILSON	Ducati - W M Snells	12	12:19.449	40.446	4.560	70.57	59.535	8
10	17	C	4 Luke ZUCHOWSKI	Suzuki -	12	12:22.415	43.412	2.966	70.28	59.472	8
11	63		7 James WHITE	Kawasaki - Team Afterdark/Skilcom	12	12:35.370	56.367	12.955	69.08	1:00.573	8
12	59	C	5 Will DALTON	Kawasaki -	11	11:49.559	1 Lap	1 Lap	67.41	1:01.965	11
13	37	C	6 Aldo MORELLO	BMW -	11	11:51.433	1 Lap	1.874	67.23	1:01.585	11
14	87	C	7 Craig BAKER	Yamaha -	11	11:51.499	1 Lap	0.066	67.23	1:01.832	11
15	24	C	8 Alan SMITH	Kawasaki - Mervyn Lambert Plant/Orwells Mcs	11	11:55.964	1 Lap	4.465	66.81	1:02.392	9
16	74	C	9 Andrew BURKE	Honda -	11	11:56.137	1 Lap	0.173	66.79	1:00.999	8
17	23		8 Mark FINCHAM	BMW -	11	12:02.576	1 Lap	6.439	66.20	1:02.778	8
18	85	C	10 John DAVIS	Yamaha -	11	12:03.349	1 Lap	0.773	66.12	1:03.824	8
19	43	C	11 Julian ENTICKNAP	Suzuki - AssessTech LTD	11	12:19.418	1 Lap	16.069	64.69	1:03.982	9
20	55	C	12 Michael COPLEY	Suzuki - spindle grind	11	12:41.262	1 Lap	21.844	62.83	1:06.574	2
21	57	C	13 David MILLS	Kawasaki - Area Fifty One Racing	10	12:18.059	2 Laps	1 Lap	58.91	1:10.811	7

NOT CLASSIFIED

DNF	138		Michael BLANK	Kawasaki -	11	10:53.830	1 Lap	0.000	73.16	57.269	8
DNF	40	C	Martin RONALDSON	Kawasaki -	10	10:50.003	2 Laps	1 Lap	66.90	1:02.309	10
DNF	48	C	Christos BOUZOUKIS	BMW -	9	9:30.020	3 Laps	1 Lap	68.65	1:01.014	9
DNF	110		Stephen MURPHY	Kawasaki -	4	3:57.565	8 Laps	5 Laps	73.21	57.170	3
DNF	141	C	Ramone DURRANI	Kawasaki -	2	2:14.787	10 Laps	2 Laps	64.52	1:01.941	2

FASTEST LAP

47			Daryl DANCE	BMW - 2 brothers scaffolding/Dad	12	56.709		76.68 mph	123.40 kph
142	C		Ross BARNES	Kawasaki - FPRacing /Chasbikes	10	58.181		74.74 mph	120.28 kph

Class - 90% of Race Speed = 67.18 mph
 Class C - 90% of Race Speed = 64.98 mph

Brands Hatch Indy
 Circuit Length = 1.2079 miles
 Start: 13:33 Flag 13:45 End: 13:46

Weather / Track : Cloudy / Wet

These results are provisional until the conclusion of any judicial and technical matters.

Clerk Of Course :	Timekeeper :
-------------------	--------------

Results can be found at www.tsl-timing.com

Printed - 13:47 Sunday, 29 March 2015



BMCRC - MRO Championships 2015 - Rnd 1 @ Brands Hatch Indy

MRO Powerbikes inc Clubman 1000

RACE 6 - LAP CHART

LAP 1 @ 13:34:41.785

NO	BEHIND	LAP TIME
3		1:04.342
110	0.209	1:04.551
47	0.352	1:04.694
130	0.942	1:05.284
171	1.772	1:06.114
92	2.083	1:06.425
58	2.302	1:06.644
138	3.665	1:08.007
148	3.931	1:08.273
142	4.068	1:08.410
8	5.014	1:09.356
63	6.432	1:10.774
40	8.043	1:12.385
17	8.147	1:12.489
141	8.504	1:12.846
24	8.645	1:12.987
48	9.319	1:13.661
37	9.527	1:13.869
87	10.225	1:14.567
59	10.393	1:14.735
23	11.029	1:15.371
85	11.832	1:16.174
55	12.126	1:16.468
43	12.312	1:16.654
74	18.051	1:22.393
57	18.160	1:22.502

LAP 2 @ 13:35:40.430

NO	BEHIND	LAP TIME
110		58.436
3	0.390	59.035
130	0.772	58.475
47	1.205	59.498
171	4.142	1:01.015
92	4.502	1:01.064
58	4.581	1:00.924
138	5.911	1:00.891
142	6.019	1:00.596
148	6.882	1:01.596
8	7.585	1:01.216
63	10.945	1:03.158
17	11.757	1:02.255
141	11.800	1:01.941
48	14.712	1:04.038
40	14.823	1:05.425
24	14.925	1:04.925
37	15.320	1:04.438
59	16.055	1:04.307
87	18.152	1:06.572
23	18.546	1:06.162
85	19.070	1:05.883
55	20.055	1:06.574
43	20.092	1:06.425
74	26.873	1:07.467
57	33.653	1:14.138

LAP 3 @ 13:36:37.600

NO	BEHIND	LAP TIME
110		57.170
3	0.205	56.985
130	0.466	56.864

47	1.818	57.783
171	7.220	1:00.248
58	7.319	59.908
92	7.884	1:00.552
138	7.991	59.250
142	8.162	59.313
148	10.223	1:00.511
8	10.684	1:00.269
63	16.768	1:02.993
17	17.112	1:02.525
48	19.690	1:02.148
40	22.239	1:04.586
24	22.533	1:04.778
37	22.733	1:04.583
59	22.861	1:03.976
87	25.799	1:04.817
23	26.847	1:05.471
85	27.520	1:05.620
55	29.625	1:06.740
43	30.003	1:07.081
74	34.816	1:05.113
57	49.654	1:13.171

LAP 4 @ 13:37:35.008

NO	BEHIND	LAP TIME
110		57.408
3	0.296	57.499
130	1.541	58.483
47	2.057	57.647
58	8.976	59.065
171	10.672	1:00.860
142	10.767	1:00.013
138	10.930	1:00.347
92	11.482	1:01.006
148	13.349	1:00.534
8	13.497	1:00.221
63	20.886	1:01.526
17	21.458	1:01.754
48	24.362	1:02.080
59	30.760	1:05.307
24	31.318	1:06.193
40	31.868	1:07.037
87	31.966	1:03.575
37	32.008	1:06.683
23	34.568	1:05.129
85	35.327	1:05.215
43	39.101	1:06.506
55	39.916	1:07.699
74	41.700	1:04.292

LAP 5 @ 13:38:32.241

NO	BEHIND	LAP TIME
3		56.937
130	1.684	57.376
47	2.707	57.883
57	1 Lap	1:13.592
58	11.372	59.629
142	12.447	58.913
138	12.522	58.825
171	13.279	59.840
92	13.580	59.331
148	16.343	1:00.227
8	16.744	1:00.480
63	25.359	1:01.706

17	25.612	1:01.387
48	29.249	1:02.120
59	38.160	1:04.633
24	39.140	1:05.055
87	39.406	1:04.673
40	39.558	1:04.923
37	39.662	1:04.887
23	42.163	1:04.828
85	43.173	1:05.079
43	47.320	1:05.452
74	47.447	1:02.980
55	52.118	1:09.435

LAP 6 @ 13:39:29.381

NO	BEHIND	LAP TIME
3		57.140
130	2.396	57.852
47	2.672	57.105
58	13.764	59.532
138	13.812	58.430
142	14.285	58.978
171	15.864	59.725
92	16.398	59.958
148	20.093	1:00.890
8	20.519	1:00.915
57	1 Lap	1:13.552
63	29.285	1:01.066
17	29.454	1:00.982
48	33.806	1:01.697
59	44.741	1:03.721
87	45.321	1:03.055
24	46.110	1:04.110
40	46.881	1:04.463
37	47.064	1:04.542
23	48.250	1:03.227
85	50.416	1:04.383
74	52.316	1:02.009
43	55.517	1:05.337

LAP 7 @ 13:40:27.123

NO	BEHIND	LAP TIME
3		57.742
47	3.200	58.270
130	3.220	58.566
55	1 Lap	1:09.585
138	13.687	57.617
58	16.053	1:00.031
142	16.340	59.797
171	16.636	58.514
92	17.664	59.008
148	22.502	1:00.151
8	22.868	1:00.091
17	31.495	59.783
63	33.257	1:01.714
48	38.248	1:02.184
57	1 Lap	1:11.985
59	50.063	1:03.064
87	50.927	1:03.348
40	51.614	1:02.475
37	51.865	1:02.543
24	52.424	1:04.056
23	53.351	1:02.843
85	56.711	1:04.037
74	56.876	1:02.302

LAP 8 @ 13:41:24.146

NO	BEHIND	LAP TIME
3		57.023
130	4.263	58.066
47	4.442	58.265
43	1 Lap	1:04.442
138	13.933	57.269
142	17.929	58.612
55	1 Lap	1:08.767
58	18.805	59.775
171	18.923	59.310
92	20.155	59.514
148	25.014	59.535
8	25.816	59.971
17	33.944	59.472
63	36.807	1:00.573
48	42.303	1:01.078
57	1 Lap	1:10.811
59	55.927	1:02.887
87	56.914	1:03.010
37	57.167	1:02.325
40	57.493	1:02.902

LAP 9 @ 13:42:22.454

NO	BEHIND	LAP TIME
3		58.308
24	1 Lap	1:03.475
23	1 Lap	1:02.778
74	1 Lap	1:00.999
130	3.410	57.455
47	4.250	58.116
85	1 Lap	1:03.824
43	1 Lap	1:04.654
138	12.998	57.373
142	18.321	58.700
171	19.236	58.621
58	20.349	59.852
92	22.012	1:00.165
148	27.226	1:00.520
8	27.811	1:00.303
55	1 Lap	1:08.660
17	35.316	59.680
63	39.192	1:00.693
48	45.009	1:01.014

LAP 10 @ 13:43:21.864

NO	BEHIND	LAP TIME
3		59.410
59	1 Lap	1:02.754
87	1 Lap	1:03.123
37	1 Lap	1:03.024
130	2.561	58.561
47	3.096	58.256
40	1 Lap	1:03.498
24	1 Lap	1:02.392
23	1 Lap	1:03.786
74	1 Lap	1:02.744
57	2 Laps	1:12.272
85	1 Lap	1:03.994
138	11.233	57.645
43	1 Lap	1:03.982
142	17.092	58.181
171	17.931	58.105

58	20.065	59.126
92	22.271	59.669
148	28.303	1:00.487
8	28.478	1:00.077
17	35.887	59.981
55	1 Lap	1:08.623
63	40.769	1:00.987

LAP 11 @ 13:44:18.728

NO	BEHIND	LAP TIME
3		56.864
130	4.803	59.106
47	5.810	59.578
59	1 Lap	1:02.210
87	1 Lap	1:02.927
37	1 Lap	1:02.954
40	1 Lap	1:02.309
24	1 Lap	1:02.964
74	1 Lap	1:02.448
138	12.545	58.176
23	1 Lap	1:04.776
85	1 Lap	1:04.375
142	20.934	1:00.706
171	21.132	1:00.065
57	2 Laps	1:13.053
58	23.913	1:00.712
92	25.591	1:00.184
43	1 Lap	1:06.505
8	31.269	59.655
148	32.921	1:01.482
17	39.169	1:00.146
63	48.574	1:04.669
55	1 Lap	1:07.978

LAP 12 @ 13:45:16.446

NO	BEHIND	LAP TIME
3		57.718
130	4.516	57.431
47	4.801	56.709
59	1 Lap	1:01.965
37	1 Lap	1:01.585
87	1 Lap	1:01.832
24	1 Lap	1:05.029
74	1 Lap	1:03.390
171	23.428	1:00.014
142	23.560	1:00.344
23	1 Lap	1:08.205
85	1 Lap	1:04.765
58	27.406	1:01.211
92	30.046	1:02.173
8	35.886	1:02.335
57	2 Laps	1:12.983
43	1 Lap	1:12.380
148	40.446	1:05.243
17	43.412	1:01.961
63	56.367	1:05.511
55	1 Lap	1:10.733

Brands Hatch Indy
Circuit Length = 1.2079 miles
Start: 13:33 Flag 13:45 End: 13:46

Weather / Track : Cloudy / Wet

Results can be found at www.tsl-timing.com

Printed - 13:48 Sunday, 29 March 2015

BMCRC - MRO Championships 2015 - Rnd 1 @ Brands Hatch Indy

MRO Powerbikes inc Clubman 1000

RACE 6 - SECTOR ANALYSIS

SECTOR 1 = FL to I1, SECTOR 2 = I1 to I2, SECTOR 3 = I2 to FL, DIFF = Difference To Personal Best Lap

P1 3		Colin PARKER		Kawasaki - Global Robots		
IDEAL LAP TIME : 56.723		BEST LAP TIME : 56.864		DIFFERENCE : 0.141		
LAP	SECTOR 1	SECTOR 2	LAP TIME	MPH	DIFF	TIME OF DAY
1 -		23.459	1:04.342	67.58	7.478	13:34:41.785
2 -	36.218	22.817	59.035	73.66	2.171	13:35:40.820
3 -	34.444	22.541	56.985 (3)	76.31	0.121	13:36:37.805
4 -	34.639	22.860	57.499	75.62	0.635	13:37:35.304
5 -	34.389	22.548	56.937 (2)	76.37	0.073	13:38:32.241
6 -	34.182	22.958	57.140	76.10	0.276	13:39:29.381
7 -	34.924	22.818	57.742	75.31	0.878	13:40:27.123
8 -	34.408	22.615	57.023	76.26	0.159	13:41:24.146
9 -	34.814	23.494	58.308	74.57	1.444	13:42:22.454
10 -	36.281	23.129	59.410	73.19	2.546	13:43:21.864
11 -	34.211	22.653	56.864 (1)	76.47		13:44:18.728
12 -	34.756	22.962	57.718	75.34	0.854	13:45:16.446

P2 130		Michael HONEY		Ducati -		
IDEAL LAP TIME : 56.864		BEST LAP TIME : 56.864		DIFFERENCE : 0.000		
LAP	SECTOR 1	SECTOR 2	LAP TIME	MPH	DIFF	TIME OF DAY
1 -		23.282	1:05.284	66.61	8.420	13:34:42.727
2 -	35.936	22.539	58.475	74.36	1.611	13:35:41.202
3 -	34.773	22.091	56.864 (1)	76.47		13:36:38.066
4 -	36.200	22.283	58.483	74.35	1.619	13:37:36.549
5 -	34.970	22.406	57.376 (2)	75.79	0.512	13:38:33.925
6 -	35.181	22.671	57.852	75.16	0.988	13:39:31.777
7 -	35.515	23.051	58.566	74.25	1.702	13:40:30.343
8 -	35.042	23.024	58.066	74.89	1.202	13:41:28.409
9 -	34.837	22.618	57.455	75.68	0.591	13:42:25.864
10 -	35.606	22.955	58.561	74.25	1.697	13:43:24.425
11 -	35.638	23.468	59.106	73.57	2.242	13:44:23.531
12 -	34.998	22.433	57.431 (3)	75.71	0.567	13:45:20.962

P3 47		Daryl DANCE		BMW - 2 brothers scaffolding/Dad		
IDEAL LAP TIME : 56.709		BEST LAP TIME : 56.709		DIFFERENCE : 0.000		
LAP	SECTOR 1	SECTOR 2	LAP TIME	MPH	DIFF	TIME OF DAY
1 -		24.004	1:04.694	67.21	7.985	13:34:42.137
2 -	36.247	23.251	59.498	73.08	2.789	13:35:41.635
3 -	34.961	22.822	57.783	75.25	1.074	13:36:39.418
4 -	35.016	22.631	57.647 (3)	75.43	0.938	13:37:37.065
5 -	34.927	22.956	57.883	75.12	1.174	13:38:34.948
6 -	34.660	22.445	57.105 (2)	76.15	0.396	13:39:32.053
7 -	35.170	23.100	58.270	74.62	1.561	13:40:30.323
8 -	34.788	23.477	58.265	74.63	1.556	13:41:28.588
9 -	35.244	22.872	58.116	74.82	1.407	13:42:26.704
10 -	35.196	23.060	58.256	74.64	1.547	13:43:24.960
11 -	35.422	24.156	59.578	72.99	2.869	13:44:24.538
12 -	34.371	22.338	56.709 (1)	76.68		13:45:21.247

P4 171		John BUTLER		Kawasaki -		
IDEAL LAP TIME : 57.841		BEST LAP TIME : 58.105		DIFFERENCE : 0.264		
LAP	SECTOR 1	SECTOR 2	LAP TIME	MPH	DIFF	TIME OF DAY
1 -		24.207	1:06.114	65.77	8.009	13:34:43.557
2 -	36.964	24.051	1:01.015	71.27	2.910	13:35:44.572
3 -	36.502	23.746	1:00.248	72.17	2.143	13:36:44.820
4 -	37.056	23.804	1:00.860	71.45	2.755	13:37:45.680
5 -	36.076	23.764	59.840	72.67	1.735	13:38:45.520
6 -	36.259	23.466	59.725	72.81	1.620	13:39:45.245
7 -	35.338	23.176	58.514 (2)	74.31	0.409	13:40:43.759
8 -	35.882	23.428	59.310	73.31	1.205	13:41:43.069
9 -	34.950	23.671	58.621 (3)	74.18	0.516	13:42:41.690

Weather / Track : Cloudy / Wet

Brands Hatch Indy
Circuit Length = 1.2079 miles
Start: 13:33 Flag 13:45 End: 13:46

BMCRC - MRO Championships 2015 - Rnd 1 @ Brands Hatch Indy

MRO Powerbikes inc Clubman 1000

RACE 6 - SECTOR ANALYSIS

SECTOR 1 = FL to I1, SECTOR 2 = I1 to I2, SECTOR 3 = I2 to FL, DIFF = Difference To Personal Best Lap

10 -	35.214	22.891	58.105 (1)	74.84		13:43:39.795
11 -	35.478	24.587	1:00.065	72.39	1.960	13:44:39.860
12 -	35.896	24.118	1:00.014	72.45	1.909	13:45:39.874

P5 142 C		Ross BARNES		Kawasaki - FPRacing /Chasbikes			
IDEAL LAP TIME : 58.035		BEST LAP TIME : 58.181		DIFFERENCE : 0.146			
LAP	SECTOR 1	SECTOR 2	LAP TIME	MPH	DIFF	TIME OF DAY	
1 -		24.633	1:08.410	63.56	10.229	13:34:45.853	
2 -	36.874	23.722	1:00.596	71.76	2.415	13:35:46.449	
3 -	35.518	23.795	59.313	73.31	1.132	13:36:45.762	
4 -	36.191	23.822	1:00.013	72.46	1.832	13:37:45.775	
5 -	35.129	23.784	58.913	73.81	0.732	13:38:44.688	
6 -	35.737	23.241	58.978	73.73	0.797	13:39:43.666	
7 -	35.725	24.072	59.797	72.72	1.616	13:40:43.463	
8 -	35.532	23.080	58.612 (2)	74.19	0.431	13:41:42.075	
9 -	35.255	23.445	58.700 (3)	74.08	0.519	13:42:40.775	
10 -	35.275	22.906	58.181 (1)	74.74		13:43:38.956	
11 -	35.871	24.835	1:00.706	71.63	2.525	13:44:39.662	
12 -	36.801	23.543	1:00.344	72.06	2.163	13:45:40.006	

P6 58		Jamie LOVEDAY		Kawasaki - Insignia signs			
IDEAL LAP TIME : 58.903		BEST LAP TIME : 59.065		DIFFERENCE : 0.162			
LAP	SECTOR 1	SECTOR 2	LAP TIME	MPH	DIFF	TIME OF DAY	
1 -		24.074	1:06.644	65.25	7.579	13:34:44.087	
2 -	37.295	23.629	1:00.924	71.37	1.859	13:35:45.011	
3 -	36.326	23.582	59.908	72.58	0.843	13:36:44.919	
4 -	36.059	23.006	59.065 (1)	73.62		13:37:43.984	
5 -	36.068	23.561	59.629	72.92	0.564	13:38:43.613	
6 -	36.172	23.360	59.532 (3)	73.04	0.467	13:39:43.145	
7 -	36.275	23.756	1:00.031	72.43	0.966	13:40:43.176	
8 -	36.141	23.634	59.775	72.74	0.710	13:41:42.951	
9 -	36.621	23.231	59.852	72.65	0.787	13:42:42.803	
10 -	35.897	23.229	59.126 (2)	73.54	0.061	13:43:41.929	
11 -	36.127	24.585	1:00.712	71.62	1.647	13:44:42.641	
12 -	37.253	23.958	1:01.211	71.04	2.146	13:45:43.852	

P7 92 C		Mark SYKES		Kawasaki -			
IDEAL LAP TIME : 58.976		BEST LAP TIME : 59.008		DIFFERENCE : 0.032			
LAP	SECTOR 1	SECTOR 2	LAP TIME	MPH	DIFF	TIME OF DAY	
1 -		24.266	1:06.425	65.46	7.417	13:34:43.868	
2 -	37.085	23.979	1:01.064	71.21	2.056	13:35:44.932	
3 -	36.753	23.799	1:00.552	71.81	1.544	13:36:45.484	
4 -	36.884	24.122	1:01.006	71.28	1.998	13:37:46.490	
5 -	35.666	23.665	59.331 (2)	73.29	0.323	13:38:45.821	
6 -	36.504	23.454	59.958	72.52	0.950	13:39:45.779	
7 -	35.698	23.310	59.008 (1)	73.69		13:40:44.787	
8 -	36.148	23.366	59.514 (3)	73.06	0.506	13:41:44.301	
9 -	36.458	23.707	1:00.165	72.27	1.157	13:42:44.466	
10 -	36.232	23.437	59.669	72.87	0.661	13:43:44.135	
11 -	35.881	24.303	1:00.184	72.25	1.176	13:44:44.319	
12 -	37.477	24.696	1:02.173	69.94	3.165	13:45:46.492	

P8 8 C		John COUGHLAN		Aprilia - BIKERSWORLD			
IDEAL LAP TIME : 59.364		BEST LAP TIME : 59.655		DIFFERENCE : 0.291			
LAP	SECTOR 1	SECTOR 2	LAP TIME	MPH	DIFF	TIME OF DAY	
1 -		24.924	1:09.356	62.69	9.701	13:34:46.799	
2 -	37.272	23.944	1:01.216	71.03	1.561	13:35:48.015	
3 -	36.463	23.806	1:00.269	72.15	0.614	13:36:48.284	
4 -	36.565	23.656	1:00.221	72.21	0.566	13:37:48.505	
5 -	36.538	23.942	1:00.480	71.90	0.825	13:38:48.985	

Weather / Track : Cloudy / Wet

Brands Hatch Indy
Circuit Length = 1.2079 miles
Start: 13:33 Flag 13:45 End: 13:46

BMCRC - MRO Championships 2015 - Rnd 1 @ Brands Hatch Indy

MRO Powerbikes inc Clubman 1000

RACE 6 - SECTOR ANALYSIS

SECTOR 1 = FL to I1, SECTOR 2 = I1 to I2, SECTOR 3 = I2 to FL, DIFF = Difference To Personal Best Lap

6 -	36.802	24.113	1:00.915	71.38	1.260	13:39:49.900
7 -	36.511	23.580	1:00.091	72.36	0.436	13:40:49.991
8 -	36.321	23.650	59.971 (2)	72.51	0.316	13:41:49.962
9 -	36.154	24.149	1:00.303	72.11	0.648	13:42:50.265
10 -	36.510	23.567	1:00.077 (3)	72.38	0.422	13:43:50.342
11 -	35.797	23.858	59.655 (1)	72.89		13:44:49.997
12 -	37.041	25.294	1:02.335	69.76	2.680	13:45:52.332

P9 148 Nicky WILSON		Ducati - W M Snells				
IDEAL LAP TIME : 59.535		BEST LAP TIME : 59.535		DIFFERENCE : 0.000		
LAP	SECTOR 1	SECTOR 2	LAP TIME	MPH	DIFF	TIME OF DAY
1 -		24.584	1:08.273	63.69	8.738	13:34:45.716
2 -	37.557	24.039	1:01.596	70.59	2.061	13:35:47.312
3 -	36.570	23.941	1:00.511	71.86	0.976	13:36:47.823
4 -	36.568	23.966	1:00.534	71.83	0.999	13:37:48.357
5 -	36.312	23.915	1:00.227 (3)	72.20	0.692	13:38:48.584
6 -	37.037	23.853	1:00.890	71.41	1.355	13:39:49.474
7 -	36.464	23.687	1:00.151 (2)	72.29	0.616	13:40:49.625
8 -	36.070	23.465	59.535 (1)	73.04		13:41:49.160
9 -	36.204	24.316	1:00.520	71.85	0.985	13:42:49.680
10 -	36.550	23.937	1:00.487	71.89	0.952	13:43:50.167
11 -	37.050	24.432	1:01.482	70.72	1.947	13:44:51.649
12 -	38.074	27.169	1:05.243	66.65	5.708	13:45:56.892

P10 17 C Luke ZUCHOWSKI		Suzuki -				
IDEAL LAP TIME : 59.266		BEST LAP TIME : 59.472		DIFFERENCE : 0.206		
LAP	SECTOR 1	SECTOR 2	LAP TIME	MPH	DIFF	TIME OF DAY
1 -		26.216	1:12.489	59.98	13.017	13:34:49.932
2 -	37.551	24.704	1:02.255	69.85	2.783	13:35:52.187
3 -	37.984	24.541	1:02.525	69.54	3.053	13:36:54.712
4 -	37.263	24.491	1:01.754	70.41	2.282	13:37:56.466
5 -	36.933	24.454	1:01.387	70.83	1.915	13:38:57.853
6 -	36.922	24.060	1:00.982	71.30	1.510	13:39:58.835
7 -	36.344	23.439	59.783 (3)	72.73	0.311	13:40:58.618
8 -	36.072	23.400	59.472 (1)	73.12		13:41:58.090
9 -	36.156	23.524	59.680 (2)	72.86	0.208	13:42:57.770
10 -	35.866	24.115	59.981	72.49	0.509	13:43:57.751
11 -	36.094	24.052	1:00.146	72.30	0.674	13:44:57.897
12 -	37.170	24.791	1:01.961	70.18	2.489	13:45:59.858

P11 63 James WHITE		Kawasaki - Team Afterdark/Skilcom				
IDEAL LAP TIME : 1:00.304		BEST LAP TIME : 1:00.573		DIFFERENCE : 0.269		
LAP	SECTOR 1	SECTOR 2	LAP TIME	MPH	DIFF	TIME OF DAY
1 -		25.241	1:10.774	61.44	10.201	13:34:48.217
2 -	38.641	24.517	1:03.158	68.85	2.585	13:35:51.375
3 -	38.201	24.792	1:02.993	69.03	2.420	13:36:54.368
4 -	37.203	24.323	1:01.526	70.67	0.953	13:37:55.894
5 -	37.209	24.497	1:01.706	70.47	1.133	13:38:57.600
6 -	36.921	24.145	1:01.066	71.21	0.493	13:39:58.666
7 -	37.612	24.102	1:01.714	70.46	1.141	13:41:00.380
8 -	36.678	23.895	1:00.573 (1)	71.79		13:42:00.953
9 -	37.067	23.626	1:00.693 (2)	71.64	0.120	13:43:01.646
10 -	36.782	24.205	1:00.987 (3)	71.30	0.414	13:44:02.633
11 -	38.681	25.988	1:04.669	67.24	4.096	13:45:07.302
12 -	39.003	26.508	1:05.511	66.37	4.938	13:46:12.813

P12 59 C Will DALTON		Kawasaki -				
IDEAL LAP TIME : 1:01.576		BEST LAP TIME : 1:01.965		DIFFERENCE : 0.389		
LAP	SECTOR 1	SECTOR 2	LAP TIME	MPH	DIFF	TIME OF DAY
1 -		26.196	1:14.735	58.18	12.770	13:34:52.178

Weather / Track : Cloudy / Wet

Brands Hatch Indy
Circuit Length = 1.2079 miles
Start: 13:33 Flag 13:45 End: 13:46

BMCRC - MRO Championships 2015 - Rnd 1 @ Brands Hatch Indy

MRO Powerbikes inc Clubman 1000

RACE 6 - SECTOR ANALYSIS

SECTOR 1 = FL to I1, SECTOR 2 = I1 to I2, SECTOR 3 = I2 to FL, DIFF = Difference To Personal Best Lap

2 -	38.940	25.367	1:04.307	67.62	2.342	13:35:56.485
3 -	39.017	24.959	1:03.976	67.97	2.011	13:37:00.461
4 -	39.305	26.002	1:05.307	66.58	3.342	13:38:05.768
5 -	39.019	25.614	1:04.633	67.28	2.668	13:39:10.401
6 -	38.510	25.211	1:03.721	68.24	1.756	13:40:14.122
7 -	38.233	24.831	1:03.064	68.95	1.099	13:41:17.186
8 -	37.864	25.023	1:02.887	69.14	0.922	13:42:20.073
9 -	38.140	24.614	1:02.754 (3)	69.29	0.789	13:43:22.827
10 -	37.179	25.031	1:02.210 (2)	69.90	0.245	13:44:25.037
11 -	37.568	24.397	1:01.965 (1)	70.17		13:45:27.002

P13 37 C Aldo MORELLO			BMW -			
IDEAL LAP TIME : 1:01.578		BEST LAP TIME : 1:01.585		DIFFERENCE : 0.007		
LAP	SECTOR 1	SECTOR 2	LAP TIME	MPH	DIFF	TIME OF DAY
1 -		26.855	1:13.869	58.86	12.284	13:34:51.312
2 -	39.229	25.209	1:04.438	67.48	2.853	13:35:55.750
3 -	38.733	25.850	1:04.583	67.33	2.998	13:37:00.333
4 -	40.319	26.364	1:06.683	65.21	5.098	13:38:07.016
5 -	39.326	25.561	1:04.887	67.01	3.302	13:39:11.903
6 -	39.256	25.286	1:04.542	67.37	2.957	13:40:16.445
7 -	37.986	24.557	1:02.543 (3)	69.52	0.958	13:41:18.988
8 -	37.184	25.141	1:02.325 (2)	69.77	0.740	13:42:21.313
9 -	38.424	24.600	1:03.024	68.99	1.439	13:43:24.337
10 -	37.586	25.368	1:02.954	69.07	1.369	13:44:27.291
11 -	37.191	24.394	1:01.585 (1)	70.61		13:45:28.876

P14 87 C Craig BAKER			Yamaha -			
IDEAL LAP TIME : 1:01.659		BEST LAP TIME : 1:01.832		DIFFERENCE : 0.173		
LAP	SECTOR 1	SECTOR 2	LAP TIME	MPH	DIFF	TIME OF DAY
1 -		26.541	1:14.567	58.31	12.735	13:34:52.010
2 -	40.663	25.909	1:06.572	65.32	4.740	13:35:58.582
3 -	39.425	25.392	1:04.817	67.09	2.985	13:37:03.399
4 -	38.456	25.119	1:03.575	68.40	1.743	13:38:06.974
5 -	39.234	25.439	1:04.673	67.23	2.841	13:39:11.647
6 -	37.831	25.224	1:03.055	68.96	1.223	13:40:14.702
7 -	38.265	25.083	1:03.348	68.64	1.516	13:41:18.050
8 -	37.928	25.082	1:03.010 (3)	69.01	1.178	13:42:21.060
9 -	38.353	24.770	1:03.123	68.89	1.291	13:43:24.183
10 -	37.473	25.454	1:02.927 (2)	69.10	1.095	13:44:27.110
11 -	37.646	24.186	1:01.832 (1)	70.32		13:45:28.942

P15 24 C Alan SMITH			Kawasaki - Mervyn Lambert Plant/Orwells Mcs			
IDEAL LAP TIME : 1:01.861		BEST LAP TIME : 1:02.392		DIFFERENCE : 0.531		
LAP	SECTOR 1	SECTOR 2	LAP TIME	MPH	DIFF	TIME OF DAY
1 -		26.725	1:12.987	59.58	10.595	13:34:50.430
2 -	38.807	26.118	1:04.925	66.97	2.533	13:35:55.355
3 -	39.478	25.300	1:04.778	67.13	2.386	13:37:00.133
4 -	40.083	26.110	1:06.193	65.69	3.801	13:38:06.326
5 -	39.480	25.575	1:05.055	66.84	2.663	13:39:11.381
6 -	38.989	25.121	1:04.110	67.83	1.718	13:40:15.491
7 -	38.797	25.259	1:04.056	67.88	1.664	13:41:19.547
8 -	38.625	24.850	1:03.475 (3)	68.50	1.083	13:42:23.022
9 -	37.733	24.659	1:02.392 (1)	69.69		13:43:25.414
10 -	37.202	25.762	1:02.964 (2)	69.06	0.572	13:44:28.378
11 -	39.359	25.670	1:05.029	66.87	2.637	13:45:33.407

P16 74 C Andrew BURKE			Honda -			
IDEAL LAP TIME : 1:00.999		BEST LAP TIME : 1:00.999		DIFFERENCE : 0.000		
LAP	SECTOR 1	SECTOR 2	LAP TIME	MPH	DIFF	TIME OF DAY
1 -		28.008	1:22.393	52.77	21.394	13:34:59.836

Weather / Track : Cloudy / Wet

Brands Hatch Indy
Circuit Length = 1.2079 miles
Start: 13:33 Flag 13:45 End: 13:46

BMCRC - MRO Championships 2015 - Rnd 1 @ Brands Hatch Indy

MRO Powerbikes inc Clubman 1000

RACE 6 - SECTOR ANALYSIS

SECTOR 1 = FL to I1, SECTOR 2 = I1 to I2, SECTOR 3 = I2 to FL, DIFF = Difference To Personal Best Lap

2 -	40.509	26.958	1:07.467	64.45	6.468	13:36:07.303
3 -	39.034	26.079	1:05.113	66.78	4.114	13:37:12.416
4 -	38.941	25.351	1:04.292	67.63	3.293	13:38:16.708
5 -	37.464	25.516	1:02.980	69.04	1.981	13:39:19.688
6 -	37.504	24.505	1:02.009 (2)	70.12	1.010	13:40:21.697
7 -	37.207	25.095	1:02.302 (3)	69.79	1.303	13:41:23.999
8 -	36.711	24.288	1:00.999 (1)	71.28		13:42:24.998
9 -	37.263	25.481	1:02.744	69.30	1.745	13:43:27.742
10 -	37.022	25.426	1:02.448	69.63	1.449	13:44:30.190
11 -	38.152	25.238	1:03.390	68.60	2.391	13:45:33.580

P17 23 Mark FINCHAM			BMW -			
IDEAL LAP TIME : 1:02.731		BEST LAP TIME : 1:02.778		DIFFERENCE : 0.047		
LAP	SECTOR 1	SECTOR 2	LAP TIME	MPH	DIFF	TIME OF DAY
1 -		26.539	1:15.371	57.69	12.593	13:34:52.814
2 -	40.292	25.870	1:06.162	65.72	3.384	13:35:58.976
3 -	39.749	25.722	1:05.471	66.42	2.693	13:37:04.447
4 -	39.571	25.558	1:05.129	66.76	2.351	13:38:09.576
5 -	39.382	25.446	1:04.828	67.07	2.050	13:39:14.404
6 -	38.740	24.487	1:03.227 (3)	68.77	0.449	13:40:17.631
7 -	38.244	24.599	1:02.843 (2)	69.19	0.065	13:41:20.474
8 -	38.259	24.519	1:02.778 (1)	69.26		13:42:23.252
9 -	38.434	25.352	1:03.786	68.17	1.008	13:43:27.038
10 -	38.812	25.964	1:04.776	67.13	1.998	13:44:31.814
11 -	40.354	27.851	1:08.205	63.75	5.427	13:45:40.019

P18 85 C John DAVIS			Yamaha -			
IDEAL LAP TIME : 1:03.798		BEST LAP TIME : 1:03.824		DIFFERENCE : 0.026		
LAP	SECTOR 1	SECTOR 2	LAP TIME	MPH	DIFF	TIME OF DAY
1 -		26.835	1:16.174	57.08	12.350	13:34:53.617
2 -	39.785	26.098	1:05.883	66.00	2.059	13:35:59.500
3 -	39.831	25.789	1:05.620	66.26	1.796	13:37:05.120
4 -	39.705	25.510	1:05.215	66.68	1.391	13:38:10.335
5 -	39.676	25.403	1:05.079	66.82	1.255	13:39:15.414
6 -	38.873	25.510	1:04.383	67.54	0.559	13:40:19.797
7 -	38.694	25.343	1:04.037 (3)	67.90	0.213	13:41:23.834
8 -	38.680	25.144	1:03.824 (1)	68.13		13:42:27.658
9 -	38.876	25.118	1:03.994 (2)	67.95	0.170	13:43:31.652
10 -	38.881	25.494	1:04.375	67.55	0.551	13:44:36.027
11 -	39.105	25.660	1:04.765	67.14	0.941	13:45:40.792

P19 43 C Julian ENTICKNAP			Suzuki - AssessTech LTD			
IDEAL LAP TIME : 1:03.917		BEST LAP TIME : 1:03.982		DIFFERENCE : 0.065		
LAP	SECTOR 1	SECTOR 2	LAP TIME	MPH	DIFF	TIME OF DAY
1 -		26.531	1:16.654	56.72	12.672	13:34:54.097
2 -	40.288	26.137	1:06.425	65.46	2.443	13:36:00.522
3 -	40.902	26.179	1:07.081	64.82	3.099	13:37:07.603
4 -	40.347	26.159	1:06.506	65.38	2.524	13:38:14.109
5 -	39.589	25.863	1:05.452	66.43	1.470	13:39:19.561
6 -	39.895	25.442	1:05.337	66.55	1.355	13:40:24.898
7 -	39.114	25.328	1:04.442 (2)	67.48	0.460	13:41:29.340
8 -	39.411	25.243	1:04.654 (3)	67.25	0.672	13:42:33.994
9 -	39.179	24.803	1:03.982 (1)	67.96		13:43:37.976
10 -	39.128	27.377	1:06.505	65.38	2.523	13:44:44.481
11 -	44.339	28.041	1:12.380	60.08	8.398	13:45:56.861

P20 55 C Michael COPLEY			Suzuki - spindle grind			
IDEAL LAP TIME : 1:06.239		BEST LAP TIME : 1:06.574		DIFFERENCE : 0.335		
LAP	SECTOR 1	SECTOR 2	LAP TIME	MPH	DIFF	TIME OF DAY
1 -		26.741	1:16.468	56.86	9.894	13:34:53.911

Weather / Track : Cloudy / Wet

Brands Hatch Indy
Circuit Length = 1.2079 miles
Start: 13:33 Flag 13:45 End: 13:46

BMCRC - MRO Championships 2015 - Rnd 1 @ Brands Hatch Indy

MRO Powerbikes inc Clubman 1000

RACE 6 - SECTOR ANALYSIS

SECTOR 1 = FL to I1, SECTOR 2 = I1 to I2, SECTOR 3 = I2 to FL, DIFF = Difference To Personal Best Lap

2 -	39.882	26.692	1:06.574 (1)	65.31			13:36:00.485
3 -	40.383	26.357	1:06.740 (2)	65.15	0.166		13:37:07.225
4 -	40.620	27.079	1:07.699 (3)	64.23	1.125		13:38:14.924
5 -	41.637	27.798	1:09.435	62.62	2.861		13:39:24.359
6 -	42.283	27.302	1:09.585	62.49	3.011		13:40:33.944
7 -	41.829	26.938	1:08.767	63.23	2.193		13:41:42.711
8 -	41.822	26.838	1:08.660	63.33	2.086		13:42:51.371
9 -	41.314	27.309	1:08.623	63.36	2.049		13:43:59.994
10 -	40.643	27.335	1:07.978	63.97	1.404		13:45:07.972
11 -	42.987	27.746	1:10.733	61.47	4.159		13:46:18.705

P21 57 C David MILLS			Kawasaki - Area Fifty One Racing			
IDEAL LAP TIME : 1:10.810		BEST LAP TIME : 1:10.811		DIFFERENCE : 0.001		
LAP	SECTOR 1	SECTOR 2	LAP TIME	MPH	DIFF	TIME OF DAY
1 -		29.056	1:22.502	52.70	11.691	13:34:59.945
2 -	45.848	28.290	1:14.138	58.65	3.327	13:36:14.083
3 -	45.155	28.016	1:13.171	59.43	2.360	13:37:27.254
4 -	45.180	28.412	1:13.592	59.09	2.781	13:38:40.846
5 -	45.403	28.149	1:13.552	59.12	2.741	13:39:54.398
6 -	44.570	27.415	1:11.985 (2)	60.40	1.174	13:41:06.383
7 -	43.395	27.416	1:10.811 (1)	61.41		13:42:17.194
8 -	43.702	28.570	1:12.272 (3)	60.16	1.461	13:43:29.466
9 -	44.257	28.796	1:13.053	59.52	2.242	13:44:42.519
10 -	44.059	28.924	1:12.983	59.58	2.172	13:45:55.502

P22 138 Michael BLANK			Kawasaki -			
IDEAL LAP TIME : 57.209		BEST LAP TIME : 57.269		DIFFERENCE : 0.060		
LAP	SECTOR 1	SECTOR 2	LAP TIME	MPH	DIFF	TIME OF DAY
1 -		24.563	1:08.007	63.94	10.738	13:34:45.450
2 -	37.072	23.819	1:00.891	71.41	3.622	13:35:46.341
3 -	35.555	23.695	59.250	73.39	1.981	13:36:45.591
4 -	36.607	23.740	1:00.347	72.05	3.078	13:37:45.938
5 -	35.201	23.624	58.825	73.92	1.556	13:38:44.763
6 -	35.269	23.161	58.430	74.42	1.161	13:39:43.193
7 -	35.004	22.613	57.617 (3)	75.47	0.348	13:40:40.810
8 -	34.728	22.541	57.269 (1)	75.93		13:41:38.079
9 -	34.799	22.574	57.373 (2)	75.79	0.104	13:42:35.452
10 -	35.164	22.481	57.645	75.43	0.376	13:43:33.097
11 -	34.977	23.199	58.176	74.74	0.907	13:44:31.273

P23 40 C Martin RONALDSON			Kawasaki -			
IDEAL LAP TIME : 1:01.977		BEST LAP TIME : 1:02.309		DIFFERENCE : 0.332		
LAP	SECTOR 1	SECTOR 2	LAP TIME	MPH	DIFF	TIME OF DAY
1 -		26.541	1:12.385	60.07	10.076	13:34:49.828
2 -	39.317	26.108	1:05.425	66.46	3.116	13:35:55.253
3 -	38.865	25.721	1:04.586	67.33	2.277	13:36:59.839
4 -	40.550	26.487	1:07.037	64.86	4.728	13:38:06.876
5 -	39.131	25.792	1:04.923	66.98	2.614	13:39:11.799
6 -	39.292	25.171	1:04.463	67.45	2.154	13:40:16.262
7 -	37.715	24.760	1:02.475 (2)	69.60	0.166	13:41:18.737
8 -	37.614	25.288	1:02.902 (3)	69.13	0.593	13:42:21.639
9 -	38.564	24.934	1:03.498	68.48	1.189	13:43:25.137
10 -	37.217	25.092	1:02.309 (1)	69.79		13:44:27.446

P24 48 C Christos BOUZOUKIS			BMW -			
IDEAL LAP TIME : 1:00.998		BEST LAP TIME : 1:01.014		DIFFERENCE : 0.016		
LAP	SECTOR 1	SECTOR 2	LAP TIME	MPH	DIFF	TIME OF DAY
1 -		25.981	1:13.661	59.03	12.647	13:34:51.104
2 -	39.062	24.976	1:04.038	67.90	3.024	13:35:55.142
3 -	37.583	24.565	1:02.148	69.97	1.134	13:36:57.290

Weather / Track : Cloudy / Wet

Brands Hatch Indy
Circuit Length = 1.2079 miles
Start: 13:33 Flag 13:45 End: 13:46

BMCRC - MRO Championships 2015 - Rnd 1 @ Brands Hatch Indy

MRO Powerbikes inc Clubman 1000

RACE 6 - SECTOR ANALYSIS

SECTOR 1 = FL to I1, SECTOR 2 = I1 to I2, SECTOR 3 = I2 to FL, DIFF = Difference To Personal Best Lap

4 -	37.848	24.232	1:02.080	70.04	1.066	13:37:59.370
5 -	37.739	24.381	1:02.120	70.00	1.106	13:39:01.490
6 -	37.544	24.153	1:01.697 (3)	70.48	0.683	13:40:03.187
7 -	37.416	24.768	1:02.184	69.93	1.170	13:41:05.371
8 -	37.003	24.075	1:01.078 (2)	71.19	0.064	13:42:06.449
9 -	37.019	23.995	1:01.014 (1)	71.27		13:43:07.463

P25 110	Stephen MURPHY	Kawasaki -
IDEAL LAP TIME : 57.143	BEST LAP TIME : 57.170	DIFFERENCE : 0.027

LAP	SECTOR 1	SECTOR 2	LAP TIME	MPH	DIFF	TIME OF DAY
1 -		23.244	1:04.551	67.36	7.381	13:34:41.994
2 -	35.727	22.709	58.436 (3)	74.41	1.266	13:35:40.430
3 -	34.434	22.736	57.170 (1)	76.06		13:36:37.600
4 -	34.603	22.805	57.408 (2)	75.74	0.238	13:37:35.008

P26 141 C	Ramone DURRANI	Kawasaki -
IDEAL LAP TIME : 1:01.362	BEST LAP TIME : 1:01.941	DIFFERENCE : 0.579

LAP	SECTOR 1	SECTOR 2	LAP TIME	MPH	DIFF	TIME OF DAY
1 -		25.448	1:12.846 (2)	59.69	10.905	13:34:50.289
2 -	37.480	24.461	1:01.941 (1)	70.20		13:35:52.230

BMCRC - MRO Championships 2015 - Rnd 1 @ Brands Hatch Indy

MRO Powerbikes inc Clubman 1000

RACE 6 - BEST SECTORS

SECTOR 1			SECTOR 2			IDEAL / BEST COMPARISON						
POS	NO	NAME	TIME	NO	NAME	TIME	POS	NO	NAME	IDEAL	BEST	DIFF
									PERFECT LAP	56.273		
1	3	PARKER	34.182	130	HONEY	22.091	1	47	DANCE	56.709	56.709	0.000
2	47	DANCE	34.371	47	DANCE	22.338	2	3	PARKER	56.723	56.864	0.141
3	110	MURPHY	34.434	138	BLANK	22.481	3	130	HONEY	56.864	56.864	0.000
4	138	BLANK	34.728	3	PARKER	22.541	4	110	MURPHY	57.143	57.170	0.027
5	130	HONEY	34.773	110	MURPHY	22.709	5	138	BLANK	57.209	57.269	0.060
6	171	BUTLER	34.950	171	BUTLER	22.891	6	171	BUTLER	57.841	58.105	0.264
7	142	BARNES	35.129	142	BARNES	22.906	7	142	BARNES	58.035	58.181	0.146
8	92	SYKES	35.666	58	LOVEDAY	23.006	8	58	LOVEDAY	58.903	59.065	0.162
9	8	COUGHLAN	35.797	92	SYKES	23.310	9	92	SYKES	58.976	59.008	0.032
10	17	ZUCHOWSKI	35.866	17	ZUCHOWSKI	23.400	10	17	ZUCHOWSKI	59.266	59.472	0.206
11	58	LOVEDAY	35.897	148	WILSON	23.465	11	8	COUGHLAN	59.364	59.655	0.291
12	148	WILSON	36.070	8	COUGHLAN	23.567	12	148	WILSON	59.535	59.535	0.000
13	63	WHITE	36.678	63	WHITE	23.626	13	63	WHITE	1:00.304	1:00.573	0.269
14	74	BURKE	36.711	48	BOUZOUKIS	23.995	14	48	BOUZOUKIS	1:00.998	1:01.014	0.016
15	141	DURRANI	36.901	87	BAKER	24.186	15	74	BURKE	1:00.999	1:00.999	0.000
16	48	BOUZOUKIS	37.003	74	BURKE	24.288	16	141	DURRANI	1:01.362	1:01.941	0.579
17	59	DALTON	37.179	37	MORELLO	24.394	17	59	DALTON	1:01.576	1:01.965	0.389
18	37	MORELLO	37.184	59	DALTON	24.397	18	37	MORELLO	1:01.578	1:01.585	0.007
19	24	SMITH	37.202	141	DURRANI	24.461	19	87	BAKER	1:01.659	1:01.832	0.173
20	40	RONALDSON	37.217	23	FINCHAM	24.487	20	24	SMITH	1:01.861	1:02.392	0.531
21	87	BAKER	37.473	24	SMITH	24.659	21	40	RONALDSON	1:01.977	1:02.309	0.332
22	23	FINCHAM	38.244	40	RONALDSON	24.760	22	23	FINCHAM	1:02.731	1:02.778	0.047
23	85	DAVIS	38.680	43	ENTICKNAP	24.803	23	85	DAVIS	1:03.798	1:03.824	0.026
24	43	ENTICKNAP	39.114	85	DAVIS	25.118	24	43	ENTICKNAP	1:03.917	1:03.982	0.065
25	55	COPLEY	39.882	55	COPLEY	26.357	25	55	COPLEY	1:06.239	1:06.574	0.335
26	57	MILLS	43.395	57	MILLS	27.415	26	57	MILLS	1:10.810	1:10.811	0.001

Weather / Track : Cloudy / Wet

Results can be found at www.tsl-timing.com

Brands Hatch Indy
 Circuit Length = 1.2079 miles
 Start: 13:33 Flag 13:45 End: 13:46

Printed - 13:48 Sunday, 29 March 2015

BMCRC - MRO Championships 2015 - Rnd 1 @ Brands Hatch Indy

MRO Powerbikes inc Clubman 1000

RACE 16 - GRID



ROW 10	30	97	Ben GALLAWAY	29	67	Ross HUMPHRIES	28	76	Jason BYARD	
ROW 9		27	21	Peter BAKER	26	57	David MILLS	25	55	Michael COPLEY
ROW 8		24	43	Julian ENTICKNAP	23	85	John DAVIS	22	23	Mark FINCHAM
ROW 7		21	24	Alan SMITH	20	40	Martin RONALDSON	19	59	Will DALTON
ROW 6		18	141	Ramone DURRANI	17	87	Craig BAKER	16	37	Aldo MORELLO
ROW 5		15	48	Christos BOUZOUKIS	14	74	Andrew BURKE	13	63	James WHITE
ROW 4		12	8	John COUGHLAN	11	148	Nicky WILSON	10	17	Luke ZUCHOWSKI
ROW 3		9	58	Jamie LOVEDAY	8	92	Mark SYKES	7	142	Ross BARNES
ROW 2		6	171	John BUTLER	5	138	Michael BLANK	4	110	Stephen MURPHY
ROW 1		3	3	Colin PARKER	2	130	Michael HONEY	1	47	Daryl DANCE
										Pole

Brands Hatch Indy
Circuit Length = 1.2079 miles

These results are provisional until the conclusion of any judicial and technical matters.

Clerk Of Course :	Timekeeper :
-------------------	--------------

Results can be found at www.tsl-timing.com

Printed - 13:51 Sunday, 29 March 2015



BMCRC - MRO Championships 2015 - Rnd 1 @ Brands Hatch Indy

MRO Powerbikes inc Clubman 1000

RACE 16 - CLASSIFICATION



POS	NO	CL	PIC NAME	ENTRY	LAPS	TIME	GAP	DIFF	MPH	BEST	ON
1	3		1 Colin PARKER	Kawasaki - Global Robots	12	12:12.218			71.26	59.393	5
2	47		2 Daryl DANCE	BMW - 2 brothers scaffolding/Dad	12	12:18.511	6.293	6.293	70.66	59.432	5
3	110		3 Stephen MURPHY	Kawasaki -	12	12:29.334	17.116	10.823	69.63	59.618	11
4	21		4 Peter BAKER	Kawasaki -	12	12:32.098	19.880	2.764	69.38	1:00.823	11
5	8	C	1 John COUGHLAN	Aprilia - BIKERSWORLD	12	12:39.158	26.940	7.060	68.73	1:00.753	12
6	171		5 John BUTLER	Kawasaki -	12	12:44.161	31.943	5.003	68.28	1:01.460	7
7	74	C	2 Andrew BURKE	Honda -	12	12:44.618	32.400	0.457	68.24	1:01.844	7
8	58		6 Jamie LOVEDAY	Kawasaki - Insignia signs	12	13:05.970	53.752	21.352	66.39	1:02.482	12
9	76		7 Jason BYARD	Suzuki -	11	12:17.439	1 Lap	1 Lap	64.86	1:04.668	10
10	59	C	3 Will DALTON	Kawasaki -	11	12:21.668	1 Lap	4.229	64.49	1:03.805	11
11	17	C	4 Luke ZUCHOWSKI	Suzuki -	11	12:24.712	1 Lap	3.044	64.23	1:04.213	11
12	37	C	5 Aldo MORELLO	BMW -	11	12:31.517	1 Lap	6.805	63.65	1:05.550	6
13	85	C	6 John DAVIS	Yamaha -	11	12:33.431	1 Lap	1.914	63.48	1:04.312	10
14	24	C	7 Alan SMITH	Kawasaki - Mervyn Lambert Plant/Orwells Mcs	11	12:37.701	1 Lap	4.270	63.13	1:06.168	11
15	43	C	8 Julian ENTICKNAP	Suzuki - AssessTech LTD	11	12:52.935	1 Lap	15.234	61.88	1:07.280	9
16	92	C	9 Mark SYKES	Kawasaki -	11	13:08.661	1 Lap	15.726	60.65	1:09.533	6
17	57	C	10 David MILLS	Kawasaki - Area Fifty One Racing	9	12:42.069	3 Laps	2 Laps	51.35	1:18.056	5

NOT CLASSIFIED

DNF	87	C	Craig BAKER	Yamaha -	8	9:17.177	4 Laps	1 Lap	62.43	1:05.310	7
DNF	48	C	Christos BOUZOUKIS	BMW -	7	7:56.074	5 Laps	1 Lap	63.94	1:04.691	7
DNF	142	C	Ross BARNES	Kawasaki - FPRacing /Chasbikes	0						
DNF	55	C	Michael COPLEY	Suzuki - spindle grind	0						

FASTEST LAP

	3		Colin PARKER	Kawasaki - Global Robots	5	59.393			73.21 mph	117.83 kph	
	8	C	John COUGHLAN	Aprilia - BIKERSWORLD	12	1:00.753			71.57 mph	115.19 kph	

Class - 90% of Race Speed = 64.13 mph
 Class C - 90% of Race Speed = 61.85 mph

Brands Hatch Indy
 Circuit Length = 1.2079 miles
 Start: 16:37 Flag 16:49 End: 16:50

Weather / Track : Rain / Wet

These results are provisional until the conclusion of any judicial and technical matters.

Clerk Of Course :	Timekeeper :
-------------------	--------------

Results can be found at www.tsl-timing.com

Printed - 16:50 Sunday, 29 March 2015



BMCRC - MRO Championships 2015 - Rnd 1 @ Brands Hatch Indy

MRO Powerbikes inc Clubman 1000

RACE 16 - LAP CHART

LAP 1 @ 16:38:17.557

NO	BEHIND	LAP TIME
3		1:05.391
47	0.687	1:06.078
21	5.756	1:11.147
110	6.281	1:11.672
171	6.529	1:11.920
8	6.916	1:12.307
74	7.749	1:13.140
76	8.340	1:13.731
92	10.781	1:16.172
58	10.952	1:16.343
17	11.326	1:16.717
87	11.344	1:16.735
48	11.781	1:17.172
59	13.262	1:18.653
37	14.231	1:19.622
85	14.803	1:20.194
24	15.003	1:20.394
43	15.613	1:21.004
57	28.554	1:33.945

LAP 2 @ 16:39:18.212

NO	BEHIND	LAP TIME
3		1:00.655
47	0.881	1:00.849
21	7.347	1:02.246
171	10.764	1:04.890
110	11.258	1:05.632
8	11.669	1:05.408
74	12.777	1:05.683
76	14.642	1:06.957
58	17.478	1:07.181
87	20.750	1:10.061
48	21.254	1:10.128
17	21.262	1:10.591
92	23.098	1:12.972
37	23.429	1:09.853
59	23.518	1:10.911
85	24.043	1:09.895
24	24.604	1:10.256
43	25.235	1:10.277
57	50.486	1:22.587

LAP 3 @ 16:40:17.890

NO	BEHIND	LAP TIME
3		59.678
47	1.941	1:00.738
21	9.147	1:01.478
171	14.411	1:03.325
110	14.674	1:03.094
8	15.118	1:03.127
74	16.327	1:03.228
76	21.744	1:06.780
58	22.407	1:04.607
48	27.827	1:06.251
87	28.987	1:07.915
17	29.325	1:07.741
59	31.135	1:07.295
92	34.023	1:10.603
37	34.124	1:10.373
85	34.456	1:10.091
24	34.705	1:09.779

43 35.306 1:09.749

LAP 4 @ 16:41:17.776

NO	BEHIND	LAP TIME
3		59.886
47	2.867	1:00.812
21	11.442	1:02.181
57	1 Lap	1:22.667
110	16.898	1:02.110
171	18.623	1:04.098
8	18.861	1:03.629
74	19.394	1:02.953
58	28.866	1:06.345
76	28.960	1:07.102
48	33.601	1:05.660
17	36.545	1:07.106
87	37.558	1:08.457
59	37.908	1:06.659
85	40.755	1:06.185
37	41.567	1:07.329
24	43.244	1:08.425
92	45.282	1:11.145
43	45.536	1:10.116

LAP 5 @ 16:42:17.169

NO	BEHIND	LAP TIME
3		59.393
47	2.906	59.432
21	14.412	1:02.363
110	19.944	1:02.439
171	22.235	1:03.005
8	22.618	1:03.150
74	23.366	1:03.365
58	34.804	1:05.331
57	1 Lap	1:21.242
76	35.838	1:06.271
48	40.009	1:05.801
17	43.199	1:06.047
59	45.900	1:07.385
87	46.533	1:08.368
85	46.956	1:05.594
37	48.987	1:06.813
24	50.520	1:06.669
92	55.686	1:09.797
43	55.998	1:09.855

LAP 6 @ 16:43:16.642

NO	BEHIND	LAP TIME
3		59.473
47	3.398	59.965
21	16.847	1:01.908
110	21.238	1:00.767
171	24.997	1:02.235
8	25.439	1:02.294
74	26.557	1:02.664
58	39.638	1:04.307
76	42.727	1:06.362
48	46.907	1:06.371
17	50.322	1:06.596
59	53.777	1:07.350
57	1 Lap	1:18.056
87	54.100	1:07.040
85	54.374	1:06.891

37 55.064 1:05.550
24 57.975 1:06.928

LAP 7 @ 16:44:16.488

NO	BEHIND	LAP TIME
3		59.846
47	5.634	1:02.082
92	1 Lap	1:09.533
43	1 Lap	1:09.460
21	18.841	1:01.840
110	21.694	1:00.302
171	26.611	1:01.460
8	27.038	1:01.445
74	28.555	1:01.844
58	43.413	1:03.621
76	49.635	1:06.754
48	51.752	1:04.691
17	58.201	1:07.725
59	59.253	1:05.322
87	59.564	1:05.310
85	59.971	1:05.443

LAP 8 @ 16:45:17.205

NO	BEHIND	LAP TIME
3		1:00.717
37	1 Lap	1:06.177
24	1 Lap	1:07.423
47	6.011	1:01.094
57	2 Laps	1:19.184
43	1 Lap	1:07.820
92	1 Lap	1:10.818
21	19.837	1:01.713
110	20.861	59.884
8	28.042	1:01.721
171	29.341	1:03.447
74	29.756	1:01.918
58	46.732	1:04.036
76	56.546	1:07.628

LAP 9 @ 16:46:19.795

NO	BEHIND	LAP TIME
3		1:02.590
17	1 Lap	1:06.204
59	1 Lap	1:05.236
37	1 Lap	1:06.536
47	5.966	1:02.545
87	1 Lap	1:13.291
24	1 Lap	1:07.846
85	1 Lap	1:15.846
21	20.222	1:02.975
110	20.289	1:02.018
43	1 Lap	1:09.645
92	1 Lap	1:10.875
8	26.932	1:01.480
171	29.159	1:02.408
74	29.514	1:02.348
57	2 Laps	1:27.418
58	48.987	1:04.845
76	59.457	1:05.501

LAP 10 @ 16:47:20.699

NO	BEHIND	LAP TIME
3		1:00.904
59	1 Lap	1:04.349
47	6.658	1:01.596
17	1 Lap	1:06.694
37	1 Lap	1:06.371
85	1 Lap	1:04.349
24	1 Lap	1:07.387
110	21.016	1:01.631
21	21.462	1:02.144
43	1 Lap	1:07.280
8	26.887	1:00.859
171	30.776	1:02.521
74	31.454	1:02.844
92	1 Lap	1:11.989
58	52.393	1:04.310
57	2 Laps	1:23.937

LAP 11 @ 16:48:22.185

NO	BEHIND	LAP TIME
3		1:01.486
76	1 Lap	1:04.668
47	7.014	1:01.842
59	1 Lap	1:04.703
17	1 Lap	1:05.078
37	1 Lap	1:07.072
85	1 Lap	1:04.312
110	19.148	59.618
21	20.799	1:00.823
24	1 Lap	1:06.426
8	28.386	1:02.985
171	31.792	1:02.502
74	32.731	1:02.763
43	1 Lap	1:09.202
92	1 Lap	1:11.936
58	53.469	1:02.562

LAP 12 @ 16:49:24.384

NO	BEHIND	LAP TIME
3		1:02.199
76	1 Lap	1:05.685
47	6.293	1:01.478
59	1 Lap	1:03.805
17	1 Lap	1:04.213
110	17.116	1:00.167
37	1 Lap	1:05.821
21	19.880	1:01.280
85	1 Lap	1:04.631
24	1 Lap	1:06.168
8	26.940	1:00.753
57	3 Laps	1:33.033
171	31.943	1:02.350
74	32.400	1:01.868
43	1 Lap	1:08.527
58	53.752	1:02.482
92	1 Lap	1:12.821

Brands Hatch Indy

Circuit Length = 1.2079 miles

Start: 16:37 Flag 16:49 End: 16:50

Weather / Track : Rain / Wet

BMCRC - MRO Championships 2015 - Rnd 1 @ Brands Hatch Indy

MRO Powerbikes inc Clubman 1000

RACE 16 - SECTOR ANALYSIS

SECTOR 1 = FL to I1, SECTOR 2 = I1 to I2, SECTOR 3 = I2 to FL, DIFF = Difference To Personal Best Lap

P1 3		Colin PARKER		Kawasaki - Global Robots		
IDEAL LAP TIME : 59.374		BEST LAP TIME : 59.393		DIFFERENCE : 0.019		
LAP	SECTOR 1	SECTOR 2	LAP TIME	MPH	DIFF	TIME OF DAY
1 -		24.226	1:05.391	66.50	5.998	16:38:17.557
2 -	36.703	23.952	1:00.655	71.69	1.262	16:39:18.212
3 -	36.056	23.622	59.678 (3)	72.86	0.285	16:40:17.890
4 -	36.267	23.619	59.886	72.61	0.493	16:41:17.776
5 -	36.034	23.359	59.393 (1)	73.21		16:42:17.169
6 -	36.015	23.458	59.473 (2)	73.11	0.080	16:43:16.642
7 -	36.223	23.623	59.846	72.66	0.453	16:44:16.488
8 -	36.692	24.025	1:00.717	71.62	1.324	16:45:17.205
9 -	37.900	24.690	1:02.590	69.47	3.197	16:46:19.795
10 -	36.861	24.043	1:00.904	71.40	1.511	16:47:20.699
11 -	37.385	24.101	1:01.486	70.72	2.093	16:48:22.185
12 -	36.956	25.243	1:02.199	69.91	2.806	16:49:24.384

P2 47		Daryl DANCE		BMW - 2 brothers scaffolding/Dad		
IDEAL LAP TIME : 59.432		BEST LAP TIME : 59.432		DIFFERENCE : 0.000		
LAP	SECTOR 1	SECTOR 2	LAP TIME	MPH	DIFF	TIME OF DAY
1 -		24.752	1:06.078	65.81	6.646	16:38:18.244
2 -	36.846	24.003	1:00.849	71.46	1.417	16:39:19.093
3 -	36.469	24.269	1:00.738 (3)	71.59	1.306	16:40:19.831
4 -	36.803	24.009	1:00.812	71.50	1.380	16:41:20.643
5 -	35.995	23.437	59.432 (1)	73.16		16:42:20.075
6 -	36.154	23.811	59.965 (2)	72.51	0.533	16:43:20.040
7 -	36.915	25.167	1:02.082	70.04	2.650	16:44:22.122
8 -	36.903	24.191	1:01.094	71.17	1.662	16:45:23.216
9 -	37.628	24.917	1:02.545	69.52	3.113	16:46:25.761
10 -	37.241	24.355	1:01.596	70.59	2.164	16:47:27.357
11 -	37.184	24.658	1:01.842	70.31	2.410	16:48:29.199
12 -	37.090	24.388	1:01.478	70.73	2.046	16:49:30.677

P3 110		Stephen MURPHY		Kawasaki -		
IDEAL LAP TIME : 59.552		BEST LAP TIME : 59.618		DIFFERENCE : 0.066		
LAP	SECTOR 1	SECTOR 2	LAP TIME	MPH	DIFF	TIME OF DAY
1 -		26.441	1:11.672	60.67	12.054	16:38:23.838
2 -	40.016	25.616	1:05.632	66.25	6.014	16:39:29.470
3 -	38.224	24.870	1:03.094	68.92	3.476	16:40:32.564
4 -	37.353	24.757	1:02.110	70.01	2.492	16:41:34.674
5 -	37.939	24.500	1:02.439	69.64	2.821	16:42:37.113
6 -	36.709	24.058	1:00.767	71.56	1.149	16:43:37.880
7 -	36.399	23.903	1:00.302	72.11	0.684	16:44:38.182
8 -	36.277	23.607	59.884 (2)	72.61	0.266	16:45:38.066
9 -	37.304	24.714	1:02.018	70.11	2.400	16:46:40.084
10 -	37.812	23.819	1:01.631	70.55	2.013	16:47:41.715
11 -	35.945	23.673	59.618 (1)	72.94		16:48:41.333
12 -	36.343	23.824	1:00.167 (3)	72.27	0.549	16:49:41.500

P4 21		Peter BAKER		Kawasaki -		
IDEAL LAP TIME : 1:00.629		BEST LAP TIME : 1:00.823		DIFFERENCE : 0.194		
LAP	SECTOR 1	SECTOR 2	LAP TIME	MPH	DIFF	TIME OF DAY
1 -		25.591	1:11.147	61.12	10.324	16:38:23.313
2 -	37.947	24.299	1:02.246	69.86	1.423	16:39:25.559
3 -	37.460	24.018	1:01.478 (3)	70.73	0.655	16:40:27.037
4 -	37.484	24.697	1:02.181	69.93	1.358	16:41:29.218
5 -	37.993	24.370	1:02.363	69.73	1.540	16:42:31.581
6 -	37.481	24.427	1:01.908	70.24	1.085	16:43:33.489
7 -	37.443	24.397	1:01.840	70.32	1.017	16:44:35.329
8 -	37.308	24.405	1:01.713	70.46	0.890	16:45:37.042
9 -	37.868	25.107	1:02.975	69.05	2.152	16:46:40.017

Weather / Track : Rain / Wet

Brands Hatch Indy
Circuit Length = 1.2079 miles
Start: 16:37 Flag 16:49 End: 16:50

BMCRC - MRO Championships 2015 - Rnd 1 @ Brands Hatch Indy

MRO Powerbikes inc Clubman 1000

RACE 16 - SECTOR ANALYSIS

SECTOR 1 = FL to I1, SECTOR 2 = I1 to I2, SECTOR 3 = I2 to FL, DIFF = Difference To Personal Best Lap

10 -	38.125	24.019	1:02.144	69.97	1.321	16:47:42.161
11 -	36.611	24.212	1:00.823 (1)	71.49		16:48:42.984
12 -	37.102	24.178	1:01.280 (2)	70.96	0.457	16:49:44.264

P5	8 C	John COUGHLAN	Aprilia - BIKERSWORLD			
IDEAL LAP TIME : 1:00.485		BEST LAP TIME : 1:00.753	DIFFERENCE : 0.268			

LAP	SECTOR 1	SECTOR 2	LAP TIME	MPH	DIFF	TIME OF DAY
1 -		26.125	1:12.307	60.14	11.554	16:38:24.473
2 -	39.947	25.461	1:05.408	66.48	4.655	16:39:29.881
3 -	38.198	24.929	1:03.127	68.88	2.374	16:40:33.008
4 -	38.309	25.320	1:03.629	68.34	2.876	16:41:36.637
5 -	38.173	24.977	1:03.150	68.86	2.397	16:42:39.787
6 -	37.668	24.626	1:02.294	69.80	1.541	16:43:42.081
7 -	37.137	24.308	1:01.445 (3)	70.77	0.692	16:44:43.526
8 -	37.205	24.516	1:01.721	70.45	0.968	16:45:45.247
9 -	36.917	24.563	1:01.480	70.73	0.727	16:46:46.727
10 -	36.809	24.050	1:00.859 (2)	71.45	0.106	16:47:47.586
11 -	39.071	23.914	1:02.985	69.04	2.232	16:48:50.571
12 -	36.571	24.182	1:00.753 (1)	71.57		16:49:51.324

P6	171	John BUTLER	Kawasaki -			
IDEAL LAP TIME : 1:01.460		BEST LAP TIME : 1:01.460	DIFFERENCE : 0.000			

LAP	SECTOR 1	SECTOR 2	LAP TIME	MPH	DIFF	TIME OF DAY
1 -		26.490	1:11.920	60.46	10.460	16:38:24.086
2 -	39.573	25.317	1:04.890	67.01	3.430	16:39:28.976
3 -	38.400	24.925	1:03.325	68.67	1.865	16:40:32.301
4 -	38.762	25.336	1:04.098	67.84	2.638	16:41:36.399
5 -	38.178	24.827	1:03.005	69.01	1.545	16:42:39.404
6 -	37.706	24.529	1:02.235 (2)	69.87	0.775	16:43:41.639
7 -	37.006	24.454	1:01.460 (1)	70.75		16:44:43.099
8 -	38.492	24.955	1:03.447	68.53	1.987	16:45:46.546
9 -	37.541	24.867	1:02.408	69.68	0.948	16:46:48.954
10 -	37.783	24.738	1:02.521	69.55	1.061	16:47:51.475
11 -	37.885	24.617	1:02.502	69.57	1.042	16:48:53.977
12 -	37.564	24.786	1:02.350 (3)	69.74	0.890	16:49:56.327

P7	74 C	Andrew BURKE	Honda -			
IDEAL LAP TIME : 1:01.668		BEST LAP TIME : 1:01.844	DIFFERENCE : 0.176			

LAP	SECTOR 1	SECTOR 2	LAP TIME	MPH	DIFF	TIME OF DAY
1 -		26.097	1:13.140	59.45	11.296	16:38:25.306
2 -	39.990	25.693	1:05.683	66.20	3.839	16:39:30.989
3 -	38.501	24.727	1:03.228	68.77	1.384	16:40:34.217
4 -	37.735	25.218	1:02.953	69.07	1.109	16:41:37.170
5 -	38.579	24.786	1:03.365	68.62	1.521	16:42:40.535
6 -	38.055	24.609	1:02.664	69.39	0.820	16:43:43.199
7 -	37.509	24.335	1:01.844 (1)	70.31		16:44:45.043
8 -	37.462	24.456	1:01.918 (3)	70.23	0.074	16:45:46.961
9 -	37.803	24.545	1:02.348	69.74	0.504	16:46:49.309
10 -	37.752	25.092	1:02.844	69.19	1.000	16:47:52.153
11 -	37.897	24.866	1:02.763	69.28	0.919	16:48:54.916
12 -	37.662	24.206	1:01.868 (2)	70.28	0.024	16:49:56.784

P8	58	Jamie LOVEDAY	Kawasaki - Insignia signs			
IDEAL LAP TIME : 1:02.299		BEST LAP TIME : 1:02.482	DIFFERENCE : 0.183			

LAP	SECTOR 1	SECTOR 2	LAP TIME	MPH	DIFF	TIME OF DAY
1 -		27.857	1:16.343	56.96	13.861	16:38:28.509
2 -	41.394	25.787	1:07.181	64.72	4.699	16:39:35.690
3 -	39.425	25.182	1:04.607	67.30	2.125	16:40:40.297
4 -	40.825	25.520	1:06.345	65.54	3.863	16:41:46.642
5 -	39.493	25.838	1:05.331	66.56	2.849	16:42:51.973

Weather / Track : Rain / Wet

Brands Hatch Indy
Circuit Length = 1.2079 miles
Start: 16:37 Flag 16:49 End: 16:50

BMCRC - MRO Championships 2015 - Rnd 1 @ Brands Hatch Indy

MRO Powerbikes inc Clubman 1000

RACE 16 - SECTOR ANALYSIS

SECTOR 1 = FL to I1, SECTOR 2 = I1 to I2, SECTOR 3 = I2 to FL, DIFF = Difference To Personal Best Lap

6 -	39.371	24.936	1:04.307	67.62	1.825	16:43:56.280
7 -	38.563	25.058	1:03.621 (3)	68.35	1.139	16:44:59.901
8 -	39.161	24.875	1:04.036	67.90	1.554	16:46:03.937
9 -	39.630	25.215	1:04.845	67.06	2.363	16:47:08.782
10 -	39.538	24.772	1:04.310	67.61	1.828	16:48:13.092
11 -	38.321	24.241	1:02.562 (2)	69.50	0.080	16:49:15.654
12 -	38.058	24.424	1:02.482 (1)	69.59		16:50:18.136

P9 76 Jason BYARD		Suzuki -				
IDEAL LAP TIME : 1:04.595		BEST LAP TIME : 1:04.668		DIFFERENCE : 0.073		
LAP	SECTOR 1	SECTOR 2	LAP TIME	MPH	DIFF	TIME OF DAY
1 -		26.454	1:13.731	58.97	9.063	16:38:25.897
2 -	41.188	25.769	1:06.957	64.94	2.289	16:39:32.854
3 -	40.542	26.238	1:06.780	65.11	2.112	16:40:39.634
4 -	40.999	26.103	1:07.102	64.80	2.434	16:41:46.736
5 -	40.548	25.723	1:06.271	65.61	1.603	16:42:53.007
6 -	40.411	25.951	1:06.362	65.52	1.694	16:43:59.369
7 -	40.589	26.165	1:06.754	65.14	2.086	16:45:06.123
8 -	42.006	25.622	1:07.628	64.30	2.960	16:46:13.751
9 -	40.028	25.473	1:05.501 (2)	66.38	0.833	16:47:19.252
10 -	39.972	24.696	1:04.668 (1)	67.24		16:48:23.920
11 -	39.899	25.786	1:05.685 (3)	66.20	1.017	16:49:29.605

P10 59 C Will DALTON		Kawasaki -				
IDEAL LAP TIME : 1:03.805		BEST LAP TIME : 1:03.805		DIFFERENCE : 0.000		
LAP	SECTOR 1	SECTOR 2	LAP TIME	MPH	DIFF	TIME OF DAY
1 -		28.245	1:18.653	55.28	14.848	16:38:30.819
2 -	42.809	28.102	1:10.911	61.32	7.106	16:39:41.730
3 -	40.827	26.468	1:07.295	64.62	3.490	16:40:49.025
4 -	40.049	26.610	1:06.659	65.23	2.854	16:41:55.684
5 -	41.470	25.915	1:07.385	64.53	3.580	16:43:03.069
6 -	40.648	26.702	1:07.350	64.56	3.545	16:44:10.419
7 -	39.662	25.660	1:05.322	66.57	1.517	16:45:15.741
8 -	39.417	25.819	1:05.236	66.65	1.431	16:46:20.977
9 -	39.283	25.066	1:04.349 (2)	67.57	0.544	16:47:25.326
10 -	39.293	25.410	1:04.703 (3)	67.20	0.898	16:48:30.029
11 -	38.980	24.825	1:03.805 (1)	68.15		16:49:33.834

P11 17 C Luke ZUCHOWSKI		Suzuki -				
IDEAL LAP TIME : 1:04.213		BEST LAP TIME : 1:04.213		DIFFERENCE : 0.000		
LAP	SECTOR 1	SECTOR 2	LAP TIME	MPH	DIFF	TIME OF DAY
1 -		28.874	1:16.717	56.68	12.504	16:38:28.883
2 -	43.244	27.347	1:10.591	61.60	6.378	16:39:39.474
3 -	41.161	26.580	1:07.741	64.19	3.528	16:40:47.215
4 -	40.977	26.129	1:07.106	64.80	2.893	16:41:54.321
5 -	39.669	26.378	1:06.047 (3)	65.84	1.834	16:43:00.368
6 -	40.149	26.447	1:06.596	65.29	2.383	16:44:06.964
7 -	40.283	27.442	1:07.725	64.20	3.512	16:45:14.689
8 -	39.852	26.352	1:06.204	65.68	1.991	16:46:20.893
9 -	40.206	26.488	1:06.694	65.20	2.481	16:47:27.587
10 -	39.551	25.527	1:05.078 (2)	66.82	0.865	16:48:32.665
11 -	39.224	24.989	1:04.213 (1)	67.72		16:49:36.878

P12 37 C Aldo MORELLO		BMW -				
IDEAL LAP TIME : 1:05.402		BEST LAP TIME : 1:05.550		DIFFERENCE : 0.148		
LAP	SECTOR 1	SECTOR 2	LAP TIME	MPH	DIFF	TIME OF DAY
1 -		29.029	1:19.622	54.61	14.072	16:38:31.788
2 -	42.506	27.347	1:09.853	62.25	4.303	16:39:41.641
3 -	42.843	27.530	1:10.373	61.79	4.823	16:40:52.014
4 -	41.097	26.232	1:07.329	64.58	1.779	16:41:59.343

Weather / Track : Rain / Wet

Brands Hatch Indy
Circuit Length = 1.2079 miles
Start: 16:37 Flag 16:49 End: 16:50

BMCRC - MRO Championships 2015 - Rnd 1 @ Brands Hatch Indy

MRO Powerbikes inc Clubman 1000

RACE 16 - SECTOR ANALYSIS

SECTOR 1 = FL to I1, SECTOR 2 = I1 to I2, SECTOR 3 = I2 to FL, DIFF = Difference To Personal Best Lap

5 -	40.876	25.937	1:06.813	65.08	1.263	16:43:06.156
6 -	39.758	25.792	1:05.550 (1)	66.34		16:44:11.706
7 -	40.277	25.900	1:06.177 (3)	65.71	0.627	16:45:17.883
8 -	39.614	26.922	1:06.536	65.35	0.986	16:46:24.419
9 -	40.404	25.967	1:06.371	65.51	0.821	16:47:30.790
10 -	40.897	26.175	1:07.072	64.83	1.522	16:48:37.862
11 -	40.033	25.788	1:05.821 (2)	66.06	0.271	16:49:43.683

P13 85 C John DAVIS			Yamaha -			
IDEAL LAP TIME : 1:04.099		BEST LAP TIME : 1:04.312		DIFFERENCE : 0.213		
LAP	SECTOR 1	SECTOR 2	LAP TIME	MPH	DIFF	TIME OF DAY
1 -		29.089	1:20.194	54.22	15.882	16:38:32.360
2 -	42.381	27.514	1:09.895	62.21	5.583	16:39:42.255
3 -	42.499	27.592	1:10.091	62.04	5.779	16:40:52.346
4 -	40.126	26.059	1:06.185	65.70	1.873	16:41:58.531
5 -	39.939	25.655	1:05.594	66.29	1.282	16:43:04.125
6 -	40.702	26.189	1:06.891	65.01	2.579	16:44:11.016
7 -	39.957	25.486	1:05.443	66.44	1.131	16:45:16.459
8 -	39.360	36.486	1:15.846	57.33	11.534	16:46:32.305
9 -	39.253	25.096	1:04.349 (2)	67.57	0.037	16:47:36.654
10 -	39.003	25.309	1:04.312 (1)	67.61		16:48:40.966
11 -	39.144	25.487	1:04.631 (3)	67.28	0.319	16:49:45.597

P14 24 C Alan SMITH			Kawasaki - Mervyn Lambert Plant/Orwells Mcs			
IDEAL LAP TIME : 1:05.680		BEST LAP TIME : 1:06.168		DIFFERENCE : 0.488		
LAP	SECTOR 1	SECTOR 2	LAP TIME	MPH	DIFF	TIME OF DAY
1 -		29.237	1:20.394	54.09	14.226	16:38:32.560
2 -	42.900	27.356	1:10.256	61.89	4.088	16:39:42.816
3 -	42.283	27.496	1:09.779	62.31	3.611	16:40:52.595
4 -	42.108	26.317	1:08.425	63.55	2.257	16:42:01.020
5 -	40.545	26.124	1:06.669 (3)	65.22	0.501	16:43:07.689
6 -	40.542	26.386	1:06.928	64.97	0.760	16:44:14.617
7 -	41.053	26.370	1:07.423	64.49	1.255	16:45:22.040
8 -	40.508	27.338	1:07.846	64.09	1.678	16:46:29.886
9 -	41.232	26.155	1:07.387	64.53	1.219	16:47:37.273
10 -	40.375	26.051	1:06.426 (2)	65.46	0.258	16:48:43.699
11 -	39.629	26.539	1:06.168 (1)	65.72		16:49:49.867

P15 43 C Julian ENTICKNAP			Suzuki - AssessTech LTD			
IDEAL LAP TIME : 1:07.280		BEST LAP TIME : 1:07.280		DIFFERENCE : 0.000		
LAP	SECTOR 1	SECTOR 2	LAP TIME	MPH	DIFF	TIME OF DAY
1 -		28.732	1:21.004	53.68	13.724	16:38:33.170
2 -	43.125	27.152	1:10.277	61.87	2.997	16:39:43.447
3 -	42.606	27.143	1:09.749	62.34	2.469	16:40:53.196
4 -	42.578	27.538	1:10.116	62.02	2.836	16:42:03.312
5 -	43.214	26.641	1:09.855	62.25	2.575	16:43:13.167
6 -	42.235	27.225	1:09.460	62.60	2.180	16:44:22.627
7 -	41.382	26.438	1:07.820 (2)	64.11	0.540	16:45:30.447
8 -	42.195	27.450	1:09.645	62.43	2.365	16:46:40.092
9 -	41.187	26.093	1:07.280 (1)	64.63		16:47:47.372
10 -	41.892	27.310	1:09.202	62.83	1.922	16:48:56.574
11 -	42.090	26.437	1:08.527 (3)	63.45	1.247	16:50:05.101

P16 92 C Mark SYKES			Kawasaki -			
IDEAL LAP TIME : 1:08.908		BEST LAP TIME : 1:09.533		DIFFERENCE : 0.625		
LAP	SECTOR 1	SECTOR 2	LAP TIME	MPH	DIFF	TIME OF DAY
1 -		29.090	1:16.172	57.08	6.639	16:38:28.338
2 -	44.756	28.216	1:12.972	59.59	3.439	16:39:41.310
3 -	42.686	27.917	1:10.603 (3)	61.59	1.070	16:40:51.913
4 -	42.863	28.282	1:11.145	61.12	1.612	16:42:03.058

Weather / Track : Rain / Wet

Brands Hatch Indy
Circuit Length = 1.2079 miles
Start: 16:37 Flag 16:49 End: 16:50

BMCRC - MRO Championships 2015 - Rnd 1 @ Brands Hatch Indy

MRO Powerbikes inc Clubman 1000

RACE 16 - SECTOR ANALYSIS

SECTOR 1 = FL to I1, SECTOR 2 = I1 to I2, SECTOR 3 = I2 to FL, DIFF = Difference To Personal Best Lap

5 -	42.481	27.316	1:09.797 (2)	62.30	0.264	16:43:12.855
6 -	41.850	27.683	1:09.533 (1)	62.54		16:44:22.388
7 -	41.592	29.226	1:10.818	61.40	1.285	16:45:33.206
8 -	42.888	27.987	1:10.875	61.35	1.342	16:46:44.081
9 -	42.669	29.320	1:11.989	60.40	2.456	16:47:56.070
10 -	42.982	28.954	1:11.936	60.45	2.403	16:49:08.006
11 -	43.225	29.596	1:12.821	59.71	3.288	16:50:20.827

P17 57 C David MILLS	Kawasaki - Area Fifty One Racing		
IDEAL LAP TIME : 1:18.056	BEST LAP TIME : 1:18.056	DIFFERENCE : 0.000	

LAP	SECTOR 1	SECTOR 2	LAP TIME	MPH	DIFF	TIME OF DAY
1 -		32.596	1:33.945	46.28	15.889	16:38:46.111
2 -	51.295	31.292	1:22.587	52.65	4.531	16:40:08.698
3 -	51.281	31.386	1:22.667	52.60	4.611	16:41:31.365
4 -	50.712	30.530	1:21.242 (3)	53.52	3.186	16:42:52.607
5 -	48.240	29.816	1:18.056 (1)	55.71		16:44:10.663
6 -	49.069	30.115	1:19.184 (2)	54.91	1.128	16:45:29.847
7 -	54.846	32.572	1:27.418	49.74	9.362	16:46:57.265
8 -	52.252	31.685	1:23.937	51.80	5.881	16:48:21.202
9 -	57.254	35.779	1:33.033	46.74	14.977	16:49:54.235

P18 87 C Craig BAKER	Yamaha -		
IDEAL LAP TIME : 1:05.063	BEST LAP TIME : 1:05.310	DIFFERENCE : 0.247	

LAP	SECTOR 1	SECTOR 2	LAP TIME	MPH	DIFF	TIME OF DAY
1 -		27.844	1:16.735	56.67	11.425	16:38:28.901
2 -	42.975	27.086	1:10.061	62.06	4.751	16:39:38.962
3 -	41.431	26.484	1:07.915 (3)	64.03	2.605	16:40:46.877
4 -	41.379	27.078	1:08.457	63.52	3.147	16:41:55.334
5 -	41.864	26.504	1:08.368	63.60	3.058	16:43:03.702
6 -	40.722	26.318	1:07.040 (2)	64.86	1.730	16:44:10.742
7 -	39.883	25.427	1:05.310 (1)	66.58		16:45:16.052
8 -	39.636	33.655	1:13.291	59.33	7.981	16:46:29.343

P19 48 C Christos BOUZOUKIS	BMW -		
IDEAL LAP TIME : 1:04.586	BEST LAP TIME : 1:04.691	DIFFERENCE : 0.105	

LAP	SECTOR 1	SECTOR 2	LAP TIME	MPH	DIFF	TIME OF DAY
1 -		27.385	1:17.172	56.34	12.481	16:38:29.338
2 -	43.292	26.836	1:10.128	62.00	5.437	16:39:39.466
3 -	40.411	25.840	1:06.251	65.63	1.560	16:40:45.717
4 -	40.231	25.429	1:05.660 (2)	66.22	0.969	16:41:51.377
5 -	39.814	25.987	1:05.801 (3)	66.08	1.110	16:42:57.178
6 -	41.042	25.329	1:06.371	65.51	1.680	16:44:03.549
7 -	39.257	25.434	1:04.691 (1)	67.22		16:45:08.240

BMCRC - MRO Championships 2015 - Rnd 1 @ Brands Hatch Indy

MRO Powerbikes inc Clubman 1000

RACE 16 - BEST SECTORS

SECTOR 1			SECTOR 2			IDEAL / BEST COMPARISON						
POS	NO	NAME	TIME	NO	NAME	TIME	POS	NO	NAME	IDEAL	BEST	DIFF
									PERFECT LAP	59.304		
1	110	MURPHY	35.945	3	PARKER	23.359	1	3	PARKER	59.374	59.393	0.019
2	47	DANCE	35.995	47	DANCE	23.437	2	47	DANCE	59.432	59.432	0.000
3	3	PARKER	36.015	110	MURPHY	23.607	3	110	MURPHY	59.552	59.618	0.066
4	8	COUGHLAN	36.571	8	COUGHLAN	23.914	4	8	COUGHLAN	1:00.485	1:00.753	0.268
5	21	BAKER	36.611	21	BAKER	24.018	5	21	BAKER	1:00.629	1:00.823	0.194
6	171	BUTLER	37.006	74	BURKE	24.206	6	171	BUTLER	1:01.460	1:01.460	0.000
7	74	BURKE	37.462	58	LOVEDAY	24.241	7	74	BURKE	1:01.668	1:01.844	0.176
8	58	LOVEDAY	38.058	171	BUTLER	24.454	8	58	LOVEDAY	1:02.299	1:02.482	0.183
9	59	DALTON	38.980	76	BYARD	24.696	9	59	DALTON	1:03.805	1:03.805	0.000
10	85	DAVIS	39.003	59	DALTON	24.825	10	85	DAVIS	1:04.099	1:04.312	0.213
11	17	ZUCHOWSKI	39.224	17	ZUCHOWSKI	24.989	11	17	ZUCHOWSKI	1:04.213	1:04.213	0.000
12	48	BOUZOUKIS	39.257	85	DAVIS	25.096	12	48	BOUZOUKIS	1:04.586	1:04.691	0.105
13	37	MORELLO	39.614	48	BOUZOUKIS	25.329	13	76	BYARD	1:04.595	1:04.668	0.073
14	24	SMITH	39.629	87	BAKER	25.427	14	87	BAKER	1:05.063	1:05.310	0.247
15	87	BAKER	39.636	37	MORELLO	25.788	15	37	MORELLO	1:05.402	1:05.550	0.148
16	76	BYARD	39.899	24	SMITH	26.051	16	24	SMITH	1:05.680	1:06.168	0.488
17	43	ENTICKNAP	41.187	43	ENTICKNAP	26.093	17	43	ENTICKNAP	1:07.280	1:07.280	0.000
18	92	SYKES	41.592	92	SYKES	27.316	18	92	SYKES	1:08.908	1:09.533	0.625
19	57	MILLS	48.240	57	MILLS	29.816	19	57	MILLS	1:18.056	1:18.056	0.000
20												
21												

Weather / Track : Rain / Wet

Results can be found at www.tsl-timing.com

Brands Hatch Indy
Circuit Length = 1.2079 miles
Start: 16:37 Flag 16:49 End: 16:50

Printed - 16:51 Sunday, 29 March 2015



BMCRC Rookie 1000

Brands Hatch Indy

28th & 29th March 2015



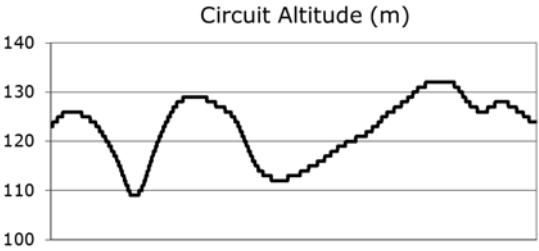
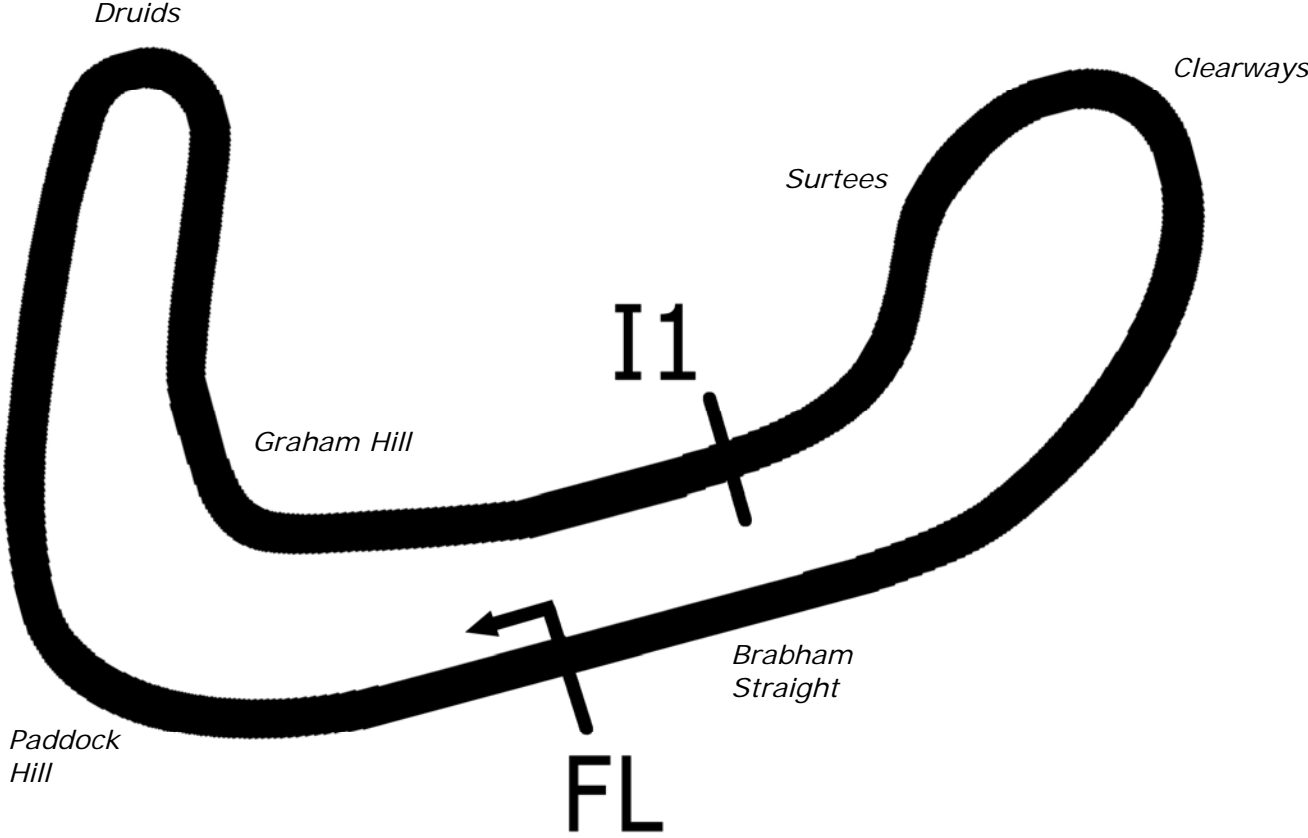
Results Provided by Timing Solutions Ltd
www.tsl-timing.com

Brands Hatch Indy



SPORTS TIMING

TIMING SOLUTIONS LTD



Length	1.2079 miles	1944.0 m	
FL		51.36032 N	0.26032 E
I1	1112m	51.35934 N	0.25955 E
Pit Entry	1669m	51.35911 N	0.25743 E
Pit Exit	83m after FL	51.36017 N	0.26051 E
Pit Entry–Pit Exit 332m, 19.9s @60kph, 14.9s @80kph			

BMCRC - MRO Championships 2015 - Rnd 1 @ Brands Hatch Indy

BMCRC Rookie 1000

TIMED PRACTICE - CLASSIFICATION



POS	NO	NAME	ENTRY	TIME	ON	LAPS	GAP	DIFF	MPH
1	52	Lee BARRETT	Honda - LKJ contracts	52.999	11	11			82.05
2	79	Rodney HACLIN	Suzuki - www.manormews.co.uk	53.158	7	11	0.159	0.159	81.80
3	78	Shane HERBERT	Kawasaki -	53.812	8	11	0.813	0.654	80.81
4	32	James CHORLTON	Honda - We fight any claim	54.192	11	12	1.193	0.380	80.24
5	71	Damon OFFER	Suzuki - Dominoes	54.214	11	11	1.215	0.022	80.21
6	70	Andrew JOHNSTON	Kawasaki - ePayMe.co.uk	55.226	11	11	2.227	1.012	78.74
7	15	Ben CATT	Suzuki -	55.303	7	11	2.304	0.077	78.63
8	9	Mark O'BRIEN	Ducati -	55.587	10	10	2.588	0.284	78.23
9	98	Antoni LOCH	Honda -	55.718	6	12	2.719	0.131	78.04
10	82	Shane YOUNG	Yamaha -	56.102	11	11	3.103	0.384	77.51
11	29	Aaron COADY	Kawasaki - Palmer Performance	56.441	8	10	3.442	0.339	77.04
12	39	Antony COPLEY	Kawasaki -	56.563	11	11	3.564	0.122	76.88
13	49*	David GROOME	Suzuki -	58.530	10	11	5.531	1.967	74.29
14	16	Andrew CATT	Suzuki - BC Landscapes	58.751	8	11	5.752	0.221	74.01
15	41	Steven YOUNG	Honda -	59.209	6	10	6.210	0.458	73.44
16	26	Eiren LONGWILL	Honda -	59.427	7	11	6.428	0.218	73.17
17	108	Paul BARNARD	Yamaha -	1:00.010	4	11	7.011	0.583	72.46
18	69	Patrick ABBONDANZA	Kawasaki -	1:01.065	4	6	8.066	1.055	71.21
19	44	Kevan BARRETT	Kawasaki - LKJ contracts	1:02.173	9	11	9.174	1.108	69.94

* Bike 49 - Please fit a working transponder

Weather / Track : Cloudy / Dry

These results are provisional until the conclusion of any judicial and technical matters.

Brands Hatch Indy

Circuit Length = 1.2079 miles

Start: 09:35 Flag 09:47 End: 09:48

Clerk Of Course :		Timekeeper :
-------------------	--	--------------

Results can be found at www.tsl-timing.com

Printed - 09:49 Saturday, 28 March 2015



BMCRC - MRO Championships 2015 - Rnd 1 @ Brands Hatch Indy

BMCRC Rookie 1000

TIMED PRACTICE - SECTOR ANALYSIS

SECTOR 1 = FL to I1, SECTOR 2 = I1 to I2, SECTOR 3 = I2 to FL, DIFF = Difference To Personal Best Lap

P1 52		Lee BARRETT		Honda - LKJ contracts			
IDEAL LAP TIME : 52.702		BEST LAP TIME : 52.999		DIFFERENCE : 0.297			
LAP	SECTOR 1	SECTOR 2	LAP TIME	MPH	DIFF	TIME OF DAY	
1 -	40.204	23.556	1:03.760	68.20	10.761	09:37:39.648	
2 -	34.965	21.625	56.590	76.84	3.591	09:38:36.238	
3 -	32.510	21.277	53.787	80.84	0.788	09:39:30.025	
4 -	32.202	20.846	53.048 (3)	81.97	0.049	09:40:23.073	
5 -	32.448	21.052	53.500	81.28	0.501	09:41:16.573	
6 -	32.922	22.539	55.461	78.40	2.462	09:42:12.034	
7 -	31.874	21.160	53.034 (2)	81.99	0.035	09:43:05.068	
8 -	32.832	21.104	53.936	80.62	0.937	09:43:59.004	
9 -	32.063	21.136	53.199	81.74	0.200	09:44:52.203	
10 -	32.755	21.240	53.995	80.53	0.996	09:45:46.198	
11 -	31.856	21.143	52.999 (1)	82.05		09:46:39.197	

P2 79		Rodney HACLIN		Suzuki - www.manormews.co.uk			
IDEAL LAP TIME : 53.158		BEST LAP TIME : 53.158		DIFFERENCE : 0.000			
LAP	SECTOR 1	SECTOR 2	LAP TIME	MPH	DIFF	TIME OF DAY	
1 -	38.165	22.648	1:00.813	71.50	7.655	09:37:36.962	
2 -	34.408	21.989	56.397	77.10	3.239	09:38:33.359	
3 -	33.981	21.057	55.038	79.01	1.880	09:39:28.397	
4 -	32.888	21.202	54.090	80.39	0.932	09:40:22.487	
5 -	32.718	20.871	53.589 (2)	81.14	0.431	09:41:16.076	
6 -	33.782	22.669	56.451	77.03	3.293	09:42:12.527	
7 -	32.378	20.780	53.158 (1)	81.80		09:43:05.685	
8 -	32.941	20.918	53.859 (3)	80.74	0.701	09:43:59.544	
9 -	33.422	21.723	55.145	78.85	1.987	09:44:54.689	
10 -	32.857	21.066	53.923	80.64	0.765	09:45:48.612	
11 -	33.617	20.817	54.434	79.88	1.276	09:46:43.046	

P3 78		Shane HERBERT		Kawasaki -			
IDEAL LAP TIME : 53.706		BEST LAP TIME : 53.812		DIFFERENCE : 0.106			
LAP	SECTOR 1	SECTOR 2	LAP TIME	MPH	DIFF	TIME OF DAY	
1 -	41.934	25.257	1:07.191	64.72	13.379	09:37:46.467	
2 -	38.634	23.120	1:01.754	70.41	7.942	09:38:48.221	
3 -	37.907	24.027	1:01.934	70.21	8.122	09:39:50.155	
4 -	33.415	21.670	55.085	78.94	1.273	09:40:45.240	
5 -	36.119	22.123	58.242	74.66	4.430	09:41:43.482	
6 -	32.951	21.664	54.615	79.62	0.803	09:42:38.097	
7 -	32.772	21.387	54.159 (2)	80.29	0.347	09:43:32.256	
8 -	32.319	21.493	53.812 (1)	80.81		09:44:26.068	
9 -	32.713	21.556	54.269 (3)	80.13	0.457	09:45:20.337	
10 -	34.762		1:31.398 P	47.57	37.586	09:46:51.735	
11 -	OUTLAP	21.826	1:02.691	69.36	8.879	09:47:54.426	

P4 32		James CHORLTON		Honda - We fight any claim			
IDEAL LAP TIME : 53.704		BEST LAP TIME : 54.192		DIFFERENCE : 0.488			
LAP	SECTOR 1	SECTOR 2	LAP TIME	MPH	DIFF	TIME OF DAY	
1 -	43.944	25.604	1:09.548	62.52	15.356	09:37:51.396	
2 -	38.610	23.663	1:02.273	69.83	8.081	09:38:53.669	
3 -	36.610	23.245	59.855	72.65	5.663	09:39:53.524	
4 -	36.074	22.546	58.620	74.18	4.428	09:40:52.144	
5 -	33.982	22.166	56.148	77.44	1.956	09:41:48.292	
6 -	34.403	22.994	57.397	75.76	3.205	09:42:45.689	
7 -	34.059	21.791	55.850	77.86	1.658	09:43:41.539	
8 -	33.605	21.829	55.434	78.44	1.242	09:44:36.973	
9 -	33.517	21.729	55.246 (3)	78.71	1.054	09:45:32.219	
10 -	33.387	21.117	54.504 (2)	79.78	0.312	09:46:26.723	
11 -	32.587	21.605	54.192 (1)	80.24		09:47:20.915	
12 -	32.810	22.491	55.301	78.63	1.109	09:48:16.216	

Weather / Track : Cloudy / Dry

Brands Hatch Indy
Circuit Length = 1.2079 miles
Start: 09:35 Flag 09:47 End: 09:48

BMCRC - MRO Championships 2015 - Rnd 1 @ Brands Hatch Indy

BMCRC Rookie 1000

TIMED PRACTICE - SECTOR ANALYSIS

SECTOR 1 = FL to I1, SECTOR 2 = I1 to I2, SECTOR 3 = I2 to FL, DIFF = Difference To Personal Best Lap

P5 71		Damon OFFER		Suzuki - Dominoes			
IDEAL LAP TIME : 54.180		BEST LAP TIME : 54.214		DIFFERENCE : 0.034			
LAP	SECTOR 1	SECTOR 2	LAP TIME	MPH	DIFF	TIME OF DAY	
1 -	41.010	24.480	1:05.490	66.40	11.276	09:37:37.199	
2 -	36.056	22.534	58.590	74.22	4.376	09:38:35.789	
3 -	34.950	22.190	57.140	76.10	2.926	09:39:32.929	
4 -	33.282	21.758	55.040	79.00	0.826	09:40:27.969	
5 -	33.602	21.648	55.250	78.70	1.036	09:41:23.219	
6 -	33.692	21.637	55.329	78.59	1.115	09:42:18.548	
7 -	32.958	22.374	55.332	78.59	1.118	09:43:13.880	
8 -	32.884	22.136	55.020 (3)	79.03	0.806	09:44:08.900	
9 -	33.681	21.568	55.249	78.70	1.035	09:45:04.149	
10 -	32.991	21.324	54.315 (2)	80.06	0.101	09:45:58.464	
11 -	32.918	21.296	54.214 (1)	80.21		09:46:52.678	

P6 70		Andrew JOHNSTON		Kawasaki - ePayMe.co.uk			
IDEAL LAP TIME : 55.167		BEST LAP TIME : 55.226		DIFFERENCE : 0.059			
LAP	SECTOR 1	SECTOR 2	LAP TIME	MPH	DIFF	TIME OF DAY	
1 -	44.395	25.510	1:09.905	62.20	14.679	09:37:52.719	
2 -	38.548	23.553	1:02.101	70.02	6.875	09:38:54.820	
3 -	36.986	23.002	59.988	72.49	4.762	09:39:54.808	
4 -	36.940	22.938	59.878	72.62	4.652	09:40:54.686	
5 -	35.983	22.930	58.913	73.81	3.687	09:41:53.599	
6 -	34.540	21.894	56.434	77.05	1.208	09:42:50.033	
7 -	34.446	21.929	56.375	77.13	1.149	09:43:46.408	
8 -	34.400	21.728	56.128 (3)	77.47	0.902	09:44:42.536	
9 -	34.310	21.455	55.765 (2)	77.98	0.539	09:45:38.301	
10 -	34.741	21.978	56.719	76.66	1.493	09:46:35.020	
11 -	33.712	21.514	55.226 (1)	78.74		09:47:30.246	

P7 15		Ben CATT		Suzuki -			
IDEAL LAP TIME : 55.303		BEST LAP TIME : 55.303		DIFFERENCE : 0.000			
LAP	SECTOR 1	SECTOR 2	LAP TIME	MPH	DIFF	TIME OF DAY	
1 -	44.059	26.240	1:10.299	61.85	14.996	09:38:01.824	
2 -	39.590	24.367	1:03.957	67.99	8.654	09:39:05.781	
3 -	38.839	23.368	1:02.207	69.90	6.904	09:40:07.988	
4 -	35.705	22.396	58.101	74.84	2.798	09:41:06.089	
5 -	34.109	22.295	56.404 (3)	77.09	1.101	09:42:02.493	
6 -	33.854	21.860	55.714 (2)	78.05	0.411	09:42:58.207	
7 -	33.748	21.555	55.303 (1)	78.63		09:43:53.510	
8 -	38.315	23.669	1:01.984	70.15	6.681	09:44:55.494	
9 -	33.875	22.588	56.463	77.01	1.160	09:45:51.957	
10 -	33.823	24.316	58.139	74.79	2.836	09:46:50.096	
11 -	42.019	26.287	1:08.306	63.66	13.003	09:47:58.402	

P8 9		Mark O'BRIEN		Ducati -			
IDEAL LAP TIME : 55.587		BEST LAP TIME : 55.587		DIFFERENCE : 0.000			
LAP	SECTOR 1	SECTOR 2	LAP TIME	MPH	DIFF	TIME OF DAY	
1 -	43.018	26.815	1:09.833	62.27	14.246	09:37:43.162	
2 -	39.503	24.899	1:04.402	67.52	8.815	09:38:47.564	
3 -	38.092	23.322	1:01.414	70.80	5.827	09:39:48.978	
4 -	35.261	22.173	57.434	75.71	1.847	09:40:46.412	
5 -	35.510	22.990	58.500	74.33	2.913	09:41:44.912	
6 -	35.305	22.661	57.966	75.01	2.379	09:42:42.878	
7 -	35.112	22.030	57.142	76.10	1.555	09:43:40.020	
8 -	33.816	22.515	56.331 (2)	77.19	0.744	09:44:36.351	
9 -	34.669	22.114	56.783 (3)	76.58	1.196	09:45:33.134	
10 -	33.668	21.919	55.587 (1)	78.23		09:46:28.721	

Weather / Track : Cloudy / Dry

Brands Hatch Indy
Circuit Length = 1.2079 miles
Start: 09:35 Flag 09:47 End: 09:48

BMCRC - MRO Championships 2015 - Rnd 1 @ Brands Hatch Indy

BMCRC Rookie 1000

TIMED PRACTICE - SECTOR ANALYSIS

SECTOR 1 = FL to I1, SECTOR 2 = I1 to I2, SECTOR 3 = I2 to FL, DIFF = Difference To Personal Best Lap

P9 98		Antoni LOCH		Honda -		
IDEAL LAP TIME : 55.626		BEST LAP TIME : 55.718		DIFFERENCE : 0.092		
LAP	SECTOR 1	SECTOR 2	LAP TIME	MPH	DIFF	TIME OF DAY
1 -	41.298	24.506	1:05.804	66.08	10.086	09:37:38.459
2 -	36.330	23.441	59.771	72.75	4.053	09:38:38.230
3 -	35.241	22.749	57.990	74.98	2.272	09:39:36.220
4 -	34.143	22.159	56.302	77.23	0.584	09:40:32.522
5 -	33.813	22.683	56.496	76.97	0.778	09:41:29.018
6 -	33.905	21.813	55.718 (1)	78.04		09:42:24.736
7 -	33.819	22.267	56.086 (2)	77.53	0.368	09:43:20.822
8 -	34.405	22.833	57.238	75.97	1.520	09:44:18.060
9 -	34.057	22.224	56.281 (3)	77.26	0.563	09:45:14.341
10 -	34.054	22.340	56.394	77.11	0.676	09:46:10.735
11 -	34.187	22.095	56.282	77.26	0.564	09:47:07.017
12 -	35.349	22.191	57.540	75.57	1.822	09:48:04.557

P10 82		Shane YOUNG		Yamaha -		
IDEAL LAP TIME : 55.687		BEST LAP TIME : 56.102		DIFFERENCE : 0.415		
LAP	SECTOR 1	SECTOR 2	LAP TIME	MPH	DIFF	TIME OF DAY
1 -	41.432	26.125	1:07.557	64.36	11.455	09:37:43.242
2 -	37.525	23.747	1:01.272	70.97	5.170	09:38:44.514
3 -	37.317	23.416	1:00.733	71.60	4.631	09:39:45.247
4 -	36.585	23.252	59.837	72.67	3.735	09:40:45.084
5 -	36.287	23.363	59.650	72.90	3.548	09:41:44.734
6 -	35.366	22.661	58.027	74.94	1.925	09:42:42.761
7 -	35.378	22.740	58.118	74.82	2.016	09:43:40.879
8 -	34.973	22.265	57.238	75.97	1.136	09:44:38.117
9 -	34.496	22.235	56.731 (2)	76.65	0.629	09:45:34.848
10 -	35.035	21.941	56.976 (3)	76.32	0.874	09:46:31.824
11 -	33.746	22.356	56.102 (1)	77.51		09:47:27.926

P11 29		Aaron COADY		Kawasaki - Palmer Performance		
IDEAL LAP TIME : 56.441		BEST LAP TIME : 56.441		DIFFERENCE : 0.000		
LAP	SECTOR 1	SECTOR 2	LAP TIME	MPH	DIFF	TIME OF DAY
1 -	41.937	24.953	1:06.890	65.01	10.449	09:37:45.803
2 -	38.394	23.960	1:02.354	69.74	5.913	09:38:48.157
3 -	38.334	23.943	1:02.277	69.82	5.836	09:39:50.434
4 -	35.415	22.808	58.223	74.68	1.782	09:40:48.657
5 -	35.469	23.209	58.678	74.10	2.237	09:41:47.335
6 -	35.203	22.746	57.949	75.04	1.508	09:42:45.284
7 -	34.520	22.709	57.229 (2)	75.98	0.788	09:43:42.513
8 -	34.476	21.965	56.441 (1)	77.04		09:44:38.954
9 -	34.997	22.606	57.603 (3)	75.49	1.162	09:45:36.557
10 -	35.803	22.848	58.651	74.14	2.210	09:46:35.208

P12 39		Antony COPLEY		Kawasaki -		
IDEAL LAP TIME : 56.404		BEST LAP TIME : 56.563		DIFFERENCE : 0.159		
LAP	SECTOR 1	SECTOR 2	LAP TIME	MPH	DIFF	TIME OF DAY
1 -	41.936	25.223	1:07.159	64.75	10.596	09:37:44.640
2 -	38.282	23.857	1:02.139	69.98	5.576	09:38:46.779
3 -	36.511	22.977	59.488	73.10	2.925	09:39:46.267
4 -	36.007	23.102	59.109	73.56	2.546	09:40:45.376
5 -	36.276	23.038	59.314	73.31	2.751	09:41:44.690
6 -	35.306	22.442	57.748	75.30	1.185	09:42:42.438
7 -	34.871	22.291	57.162 (3)	76.07	0.599	09:43:39.600
8 -	35.101	22.079	57.180	76.05	0.617	09:44:36.780
9 -	34.923	22.168	57.091 (2)	76.16	0.528	09:45:33.871
10 -	36.280	21.932	58.212	74.70	1.649	09:46:32.083
11 -	34.472	22.091	56.563 (1)	76.88		09:47:28.646

Weather / Track : Cloudy / Dry

Brands Hatch Indy
Circuit Length = 1.2079 miles
Start: 09:35 Flag 09:47 End: 09:48

BMCRC - MRO Championships 2015 - Rnd 1 @ Brands Hatch Indy

BMCRC Rookie 1000

TIMED PRACTICE - SECTOR ANALYSIS

SECTOR 1 = FL to I1, SECTOR 2 = I1 to I2, SECTOR 3 = I2 to FL, DIFF = Difference To Personal Best Lap

P13 49		David GROOME		Suzuki -		
IDEAL LAP TIME :		BEST LAP TIME : 58.530		DIFFERENCE :		
LAP	SECTOR 1	SECTOR 2	LAP TIME	MPH	DIFF	TIME OF DAY
1 -			1:11.623	60.71	13.093	09:37:42.999
2 -			1:04.351	67.57	5.821	09:38:47.350
3 -			1:02.830	69.21	4.300	09:39:50.180
4 -			1:02.683	69.37	4.153	09:40:52.863
5 -			1:01.000	71.28	2.470	09:41:53.863
6 -			1:03.628	68.34	5.098	09:42:57.491
7 -			1:00.535	71.83	2.005	09:43:58.026
8 -			1:00.375 (3)	72.02	1.845	09:44:58.401
9 -			58.826 (2)	73.92	0.296	09:45:57.227
10 -			58.530 (1)	74.29		09:46:55.757
11 -			1:00.891	71.41	2.361	09:47:56.648

P14 16		Andrew CATT		Suzuki - BC Landscapes		
IDEAL LAP TIME : 58.737		BEST LAP TIME : 58.751		DIFFERENCE : 0.014		
LAP	SECTOR 1	SECTOR 2	LAP TIME	MPH	DIFF	TIME OF DAY
1 -	45.081	27.159	1:12.240	60.19	13.489	09:38:06.166
2 -	42.861	26.603	1:09.464	62.60	10.713	09:39:15.630
3 -	40.692	25.156	1:05.848	66.04	7.097	09:40:21.478
4 -	36.393	23.311	59.704	72.83	0.953	09:41:21.182
5 -	36.087	23.589	59.676	72.87	0.925	09:42:20.858
6 -	36.593	23.488	1:00.081	72.37	1.330	09:43:20.939
7 -	35.860	23.185	59.045 (3)	73.64	0.294	09:44:19.984
8 -	35.631	23.120	58.751 (1)	74.01		09:45:18.735
9 -	35.745	23.289	59.034 (2)	73.66	0.283	09:46:17.769
10 -	36.178	23.106	59.284	73.35	0.533	09:47:17.053
11 -	36.441	24.338	1:00.779	71.54	2.028	09:48:17.832

P15 41		Steven YOUNG		Honda -		
IDEAL LAP TIME : 58.739		BEST LAP TIME : 59.209		DIFFERENCE : 0.470		
LAP	SECTOR 1	SECTOR 2	LAP TIME	MPH	DIFF	TIME OF DAY
1 -	43.677	25.493	1:09.170	62.86	9.961	09:37:51.577
2 -	38.971	23.593	1:02.564	69.50	3.355	09:38:54.141
3 -	37.044	23.555	1:00.599	71.76	1.390	09:39:54.740
4 -	36.502	23.250	59.752	72.77	0.543	09:40:54.492
5 -	35.737	23.622	59.359 (2)	73.25	0.150	09:41:53.851
6 -	35.489	23.720	59.209 (1)	73.44		09:42:53.060
7 -	36.044	23.568	59.612 (3)	72.94	0.403	09:43:52.672
8 -	35.885	24.062	59.947	72.54	0.738	09:44:52.619
9 -	36.070	23.863	59.933	72.55	0.724	09:45:52.552
10 -	36.117	24.098	1:00.215	72.21	1.006	09:46:52.767

P16 26		Eiren LONGWILL		Honda -		
IDEAL LAP TIME : 59.427		BEST LAP TIME : 59.427		DIFFERENCE : 0.000		
LAP	SECTOR 1	SECTOR 2	LAP TIME	MPH	DIFF	TIME OF DAY
1 -	47.826	27.474	1:15.300	57.75	15.873	09:37:55.824
2 -	41.158	25.566	1:06.724	65.17	7.297	09:39:02.548
3 -	39.848	25.077	1:04.925	66.97	5.498	09:40:07.473
4 -	38.938	24.728	1:03.666	68.30	4.239	09:41:11.139
5 -	38.092	24.480	1:02.572	69.49	3.145	09:42:13.711
6 -	37.280	23.439	1:00.719 (3)	71.61	1.292	09:43:14.430
7 -	36.038	23.389	59.427 (1)	73.17		09:44:13.857
8 -	36.932	23.674	1:00.606 (2)	71.75	1.179	09:45:14.463
9 -	36.799	24.284	1:01.083	71.19	1.656	09:46:15.546
10 -	37.280	24.050	1:01.330	70.90	1.903	09:47:16.876
11 -	38.815	24.500	1:03.315	68.68	3.888	09:48:20.191

Weather / Track : Cloudy / Dry

Brands Hatch Indy
Circuit Length = 1.2079 miles
Start: 09:35 Flag 09:47 End: 09:48

BMCRC - MRO Championships 2015 - Rnd 1 @ Brands Hatch Indy

BMCRC Rookie 1000

TIMED PRACTICE - SECTOR ANALYSIS

SECTOR 1 = FL to I1, SECTOR 2 = I1 to I2, SECTOR 3 = I2 to FL, DIFF = Difference To Personal Best Lap

P17 108		Paul BARNARD		Yamaha -		
IDEAL LAP TIME : 59.687		BEST LAP TIME : 1:00.010		DIFFERENCE : 0.323		
LAP	SECTOR 1	SECTOR 2	LAP TIME	MPH	DIFF	TIME OF DAY
1 -	39.615	26.143	1:05.758	66.13	5.748	09:37:42.664
2 -	36.699	24.302	1:01.001	71.28	0.991	09:38:43.665
3 -	36.687	24.160	1:00.847	71.46	0.837	09:39:44.512
4 -	36.120	23.890	1:00.010 (1)	72.46		09:40:44.522
5 -	36.264	24.163	1:00.427 (3)	71.96	0.417	09:41:44.949
6 -	36.597	23.575	1:00.172 (2)	72.26	0.162	09:42:45.121
7 -	36.918	24.701	1:01.619	70.57	1.609	09:43:46.740
8 -	37.298	24.205	1:01.503	70.70	1.493	09:44:48.243
9 -	36.942	24.101	1:01.043	71.23	1.033	09:45:49.286
10 -	36.112	24.501	1:00.613	71.74	0.603	09:46:49.899
11 -	36.793	24.197	1:00.990	71.30	0.980	09:47:50.889

P18 69		Patrick ABBONDANZA		Kawasaki -		
IDEAL LAP TIME : 1:00.794		BEST LAP TIME : 1:01.065		DIFFERENCE : 0.271		
LAP	SECTOR 1	SECTOR 2	LAP TIME	MPH	DIFF	TIME OF DAY
1 -	45.003	26.674	1:11.677	60.66	10.612	09:37:55.349
2 -	38.311	24.445	1:02.756 (3)	69.29	1.691	09:38:58.105
3 -	38.024	24.449	1:02.473 (2)	69.60	1.408	09:40:00.578
4 -	37.152	23.913	1:01.065 (1)	71.21		09:41:01.643
5 -	36.881		4:18.474 P	16.82	3:17.409	09:45:20.117
6 -	OUTLAP	24.736	1:17.191	56.33	16.126	09:46:37.308

P19 44		Kevan BARRETT		Kawasaki - LKJ contracts		
IDEAL LAP TIME : 1:02.096		BEST LAP TIME : 1:02.173		DIFFERENCE : 0.077		
LAP	SECTOR 1	SECTOR 2	LAP TIME	MPH	DIFF	TIME OF DAY
1 -	42.644	25.724	1:08.368	63.60	6.195	09:37:45.744
2 -	39.376	24.969	1:04.345	67.58	2.172	09:38:50.089
3 -	38.262	24.833	1:03.095	68.92	0.922	09:39:53.184
4 -	38.280	24.994	1:03.274	68.72	1.101	09:40:56.458
5 -	38.451	24.566	1:03.017	69.00	0.844	09:41:59.475
6 -	38.042	24.364	1:02.406 (3)	69.68	0.233	09:43:01.881
7 -	38.218	24.496	1:02.714	69.34	0.541	09:44:04.595
8 -	38.055	24.242	1:02.297 (2)	69.80	0.124	09:45:06.892
9 -	37.854	24.319	1:02.173 (1)	69.94		09:46:09.065
10 -	37.994	24.830	1:02.824	69.21	0.651	09:47:11.889
11 -	40.392	25.484	1:05.876	66.01	3.703	09:48:17.765

BMCRC - MRO Championships 2015 - Rnd 1 @ Brands Hatch Indy

BMCRC Rookie 1000

TIMED PRACTICE - BEST SECTORS

SECTOR 1			SECTOR 2			IDEAL / BEST COMPARISON						
POS	NO	NAME	TIME	NO	NAME	TIME	POS	NO	NAME	IDEAL	BEST	DIFF
									PERFECT LAP	52.636		
1	52	BARRETT	31.856	79	HACLIN	20.780	1	52	BARRETT	52.702	52.999	0.297
2	78	HERBERT	32.319	52	BARRETT	20.846	2	79	HACLIN	53.158	53.158	0.000
3	79	HACLIN	32.378	32	CHORLTON	21.117	3	32	CHORLTON	53.704	54.192	0.488
4	32	CHORLTON	32.587	71	OFFER	21.296	4	78	HERBERT	53.706	53.812	0.106
5	71	OFFER	32.884	78	HERBERT	21.387	5	71	OFFER	54.180	54.214	0.034
6	9	O'BRIEN	33.668	70	JOHNSTON	21.455	6	70	JOHNSTON	55.167	55.226	0.059
7	70	JOHNSTON	33.712	15	CATT	21.555	7	15	CATT	55.303	55.303	0.000
8	82	YOUNG	33.746	98	LOCH	21.813	8	9	O'BRIEN	55.587	55.587	0.000
9	15	CATT	33.748	9	O'BRIEN	21.919	9	98	LOCH	55.626	55.718	0.092
10	98	LOCH	33.813	39	COPLEY	21.932	10	82	YOUNG	55.687	56.102	0.415
11	39	COPLEY	34.472	82	YOUNG	21.941	11	39	COPLEY	56.404	56.563	0.159
12	29	COADY	34.476	29	COADY	21.965	12	29	COADY	56.441	56.441	0.000
13	41	YOUNG	35.489	16	CATT	23.106	13	16	CATT	58.737	58.751	0.014
14	16	CATT	35.631	41	YOUNG	23.250	14	41	YOUNG	58.739	59.209	0.470
15	26	LONGWILL	36.038	26	LONGWILL	23.389	15	26	LONGWILL	59.427	59.427	0.000
16	108	BARNARD	36.112	108	BARNARD	23.575	16	108	BARNARD	59.687	1:00.010	0.323
17	69	ABBONDANZA	36.881	69	ABBONDANZA	23.913	17	69	ABBONDANZA	1:00.794	1:01.065	0.271
18	44	BARRETT	37.854	44	BARRETT	24.242	18	44	BARRETT	1:02.096	1:02.173	0.077
19							19	49	GROOME		58.530	

Weather / Track : Cloudy / Dry

Results can be found at www.tsl-timing.com

Brands Hatch Indy
Circuit Length = 1.2079 miles
Start: 09:35 Flag 09:47 End: 09:48

Printed - 09:50 Saturday, 28 March 2015

BMCRC - MRO Championships 2015 - Rnd 1 @ Brands Hatch Indy

BMCRC Rookie 1000

RACE 3 - CLASSIFICATION



POS	NO	NAME	ENTRY	LAPS	TIME	GAP	DIFF	MPH	BEST	ON
1	35	Tim CORNWALL	Suzuki -	12	10:45.346			80.86	51.835	4
2	32	James CHORLTON	Honda - We fight any claim	12	10:45.583	0.237	0.237	80.83	51.764	9
3	79	Rodney HACLIN	Suzuki - www.manormews.co.uk	12	10:46.419	1.073	0.836	80.72	52.435	8
4	52	Lee BARRETT	Honda - LKJ contracts	12	10:47.465	2.119	1.046	80.59	53.108	6
5	78	Shane HERBERT	Kawasaki -	12	10:49.326	3.980	1.861	80.36	52.679	5
6	71	Damon OFFER	Suzuki - Dominoes	12	11:02.446	17.100	13.120	78.77	53.258	11
7	9	Mark O'BRIEN	Ducati -	12	11:14.921	29.575	12.475	77.31	54.381	9
8	29	Aaron COADY	Kawasaki - Palmer Performance	12	11:15.374	30.028	0.453	77.26	55.166	4
9	98	Antoni LOCH	Honda -	12	11:15.810	30.464	0.436	77.21	54.226	4
10	39	Antony COPLEY	Kawasaki -	12	11:16.411	31.065	0.601	77.14	54.469	6
11	15	Ben CATT	Suzuki -	12	11:24.024	38.678	7.613	76.28	55.252	5
12	70	Andrew JOHNSTON	Kawasaki - ePayMe.co.uk	12	11:25.340	39.994	1.316	76.14	55.419	10
13	82	Shane YOUNG	Yamaha -	12	11:40.862	55.516	15.522	74.45	55.727	8
14	49	David GROOME	Suzuki -	11	10:48.265	1 Lap	1 Lap	73.78	56.805	5
15	16	Andrew CATT	Suzuki - BC Landscapes	11	10:52.889	1 Lap	4.624	73.26	57.654	8
16	69	Patrick ABBONDANZA	Kawasaki -	11	11:03.371	1 Lap	10.482	72.10	57.678	10
17	72	Jim DAVIES	Yamaha -	11	11:27.976	1 Lap	24.605	69.52	59.998	11
18	108	Paul BARNARD	Yamaha -	11	11:30.127	1 Lap	2.151	69.31	1:00.303	9
19	181	Mark WHITE	Yamaha -	11	11:32.864	1 Lap	2.737	69.03	1:00.573	5
20	44	Kevan BARRETT	Kawasaki - LKJ contracts	10	10:47.940	2 Laps	1 Lap	67.11	1:03.019	9

NOT CLASSIFIED

DNF	26	Eiren LONGWILL	Honda -	0						
DNF	41	Steven YOUNG	Honda -	0						

FASTEST LAP

32	James CHORLTON	Honda - We fight any claim	9	51.764	84.00 mph	135.19 kph
----	----------------	----------------------------	---	--------	-----------	------------

90% of Race Speed = 72.77 mph

Weather / Track : Cloudy / Dry

These results are provisional until the conclusion of any judicial and technical matters.

Brands Hatch Indy

Circuit Length = 1.2079 miles

Start: 13:35 Flag 13:45 End: 13:47

Clerk Of Course :	Timekeeper :
-------------------	--------------

Results can be found at www.tsl-timing.com

Printed - 13:47 Saturday, 28 March 2015



BMCRC - MRO Championships 2015 - Rnd 1 @ Brands Hatch Indy

BMCRC Rookie 1000

RACE 3 - LAP CHART

LAP 1 @ 13:36:02.549

NO	BEHIND	LAP TIME
52		58.758
79	0.760	59.518
78	0.868	59.626
35	2.150	1:00.908
29	2.856	1:01.614
32	3.066	1:01.824
71	4.125	1:02.883
98	5.455	1:04.213
15	6.133	1:04.891
70	6.429	1:05.187
9	7.849	1:06.607
39	8.298	1:07.056
49	10.655	1:09.413
16	10.837	1:09.595
69	11.092	1:09.850
82	13.198	1:11.956
108	14.240	1:12.998
181	14.313	1:13.071
44	14.599	1:13.357
72	15.036	1:13.794

LAP 2 @ 13:36:56.141

NO	BEHIND	LAP TIME
52		53.592
78	1.120	53.844
79	1.321	54.153
35	2.232	53.674
29	4.903	55.639
32	4.968	55.494
71	6.042	55.509
98	7.922	56.059
15	9.607	57.066
70	11.374	58.537
9	11.579	57.322
39	11.944	57.238
49	16.240	59.177
16	16.890	59.645
69	18.158	1:00.658
82	19.581	59.975
181	23.689	1:02.968
108	24.496	1:03.848
72	24.827	1:03.383
44	26.601	1:05.594

LAP 3 @ 13:37:49.510

NO	BEHIND	LAP TIME
52		53.369
35	1.826	52.963
79	2.544	54.592
78	2.662	54.911
32	6.789	55.190
29	6.818	55.284
71	7.827	55.154
98	9.728	55.175
15	12.144	55.906
9	14.301	56.091
70	14.917	56.912
39	15.438	56.863
49	21.941	59.070
16	22.141	58.620
69	23.630	58.841

Weather / Track : Cloudy / Dry

Results can be found at www.tsl-timing.com

82	23.851	57.639
72	34.209	1:02.751
108	34.418	1:03.291
181	34.443	1:04.123
44	37.181	1:03.949

LAP 4 @ 13:38:43.171

NO	BEHIND	LAP TIME
35		51.835
52	0.103	53.764
79	1.430	52.547
78	3.630	54.629
32	5.667	52.539
29	8.323	55.166
71	9.033	54.867
98	10.293	54.226
15	14.214	55.731
9	15.320	54.680
39	17.222	55.445
70	17.749	56.493
16	26.489	58.009
49	26.772	58.492
82	28.296	58.106
69	28.522	58.553
72	42.244	1:01.696
108	43.296	1:02.539
181	44.330	1:03.548
44	47.037	1:03.517

LAP 5 @ 13:39:35.904

NO	BEHIND	LAP TIME
35		52.733
52	0.534	53.164
79	1.341	52.644
78	3.576	52.679
32	5.287	52.353
29	11.157	55.567
71	11.279	54.979
98	12.261	54.701
15	16.733	55.252
9	17.357	54.770
39	19.172	54.683
70	21.507	56.491
49	30.844	56.805
16	31.733	57.977
82	32.574	57.011
69	35.792	1:00.003
72	51.560	1:02.049
108	51.778	1:01.215

LAP 6 @ 13:40:27.959

NO	BEHIND	LAP TIME
35		52.055
181	1 Lap	1:00.573
52	1.587	53.108
79	2.939	53.653
78	4.695	53.174
44	1 Lap	1:03.843
32	6.121	52.889
71	14.949	55.725
29	15.154	56.052
98	15.342	55.136
9	20.005	54.703

15	20.138	55.460
39	21.586	54.469
70	25.267	55.815
49	37.330	58.541
82	38.218	57.699
16	38.269	58.591
69	42.731	58.994

LAP 7 @ 13:41:20.553

NO	BEHIND	LAP TIME
35		52.594
52	2.715	53.722
79	3.857	53.512
78	5.739	53.638
32	6.852	53.325
72	1 Lap	1:00.092
108	1 Lap	1:01.831
181	1 Lap	1:02.313
71	16.281	53.926
44	1 Lap	1:03.633
98	17.768	55.020
29	18.428	55.868
9	22.080	54.669
39	23.638	54.646
15	24.021	56.477
70	29.156	56.483
82	42.261	56.637
49	42.418	57.682
16	44.482	58.807
69	49.390	59.253

LAP 8 @ 13:42:13.768

NO	BEHIND	LAP TIME
35		53.215
52	2.660	53.160
79	3.077	52.435
32	5.510	51.873
78	5.574	53.050
72	1 Lap	1:00.284
108	1 Lap	1:01.168
71	17.036	53.970
181	1 Lap	1:01.503
98	20.382	55.829
29	21.233	56.020
9	23.956	55.091
39	24.946	54.523
15	27.141	56.335
44	1 Lap	1:04.009
70	32.011	56.070
82	44.773	55.727
49	46.212	57.009
16	48.921	57.654

LAP 9 @ 13:43:07.036

NO	BEHIND	LAP TIME
35		53.268
52	2.812	53.420
79	3.178	53.369
69	1 Lap	1:00.419
32	4.006	51.764
78	5.045	52.739
71	18.291	54.523
72	1 Lap	1:01.184

98	24.008	56.894
29	24.099	56.134
108	1 Lap	1:01.037
9	25.069	54.381
181	1 Lap	1:00.783
39	26.261	54.583
15	29.585	55.712
70	35.102	56.359
44	1 Lap	1:03.109
82	47.307	55.802
49	50.195	57.251

LAP 10 @ 13:44:00.249

NO	BEHIND	LAP TIME
35		53.213
16	1 Lap	57.885
79	3.297	53.332
52	3.526	53.927
32	3.804	53.011
78	5.991	54.159
69	1 Lap	59.941
71	18.493	53.415
29	26.587	55.701
9	27.436	55.580
98	27.714	56.919
39	28.948	55.900
72	1 Lap	1:02.021
108	1 Lap	1:00.303
15	32.730	56.358
181	1 Lap	1:01.446
70	37.308	55.419
44	1 Lap	1:03.019
82	50.717	56.623

LAP 11 @ 13:44:54.730

NO	BEHIND	LAP TIME
35		54.481
49	1 Lap	57.651
79	1.341	52.525
32	1.730	52.407
52	2.958	53.913
16	1 Lap	58.235
78	4.641	53.131
69	1 Lap	57.678
71	17.270	53.258
29	28.562	56.456
9	28.622	55.667
98	29.429	56.196
39	29.753	55.286
15	35.386	57.137
72	1 Lap	1:00.724
108	1 Lap	1:01.301
70	38.811	55.984
181	1 Lap	1:01.644
82	53.308	57.072

LAP 12 @ 13:45:49.137

NO	BEHIND	LAP TIME
35		54.407
32	0.237	52.914
79	1.073	54.139
52	2.119	53.568
44	2 Laps	1:03.910

Brands Hatch Indy
Circuit Length = 1.2079 miles
Start: 13:35 Flag 13:45 End: 13:47

Printed - 13:48 Saturday, 28 March 2015

BMCRC - MRO Championships 2015 - Rnd 1 @ Brands Hatch Indy

BMCRC Rookie 1000

RACE 3 - SECTOR ANALYSIS

SECTOR 1 = FL to I1, SECTOR 2 = I1 to I2, SECTOR 3 = I2 to FL, DIFF = Difference To Personal Best Lap

P1 35		Tim CORNWALL		Suzuki -		
IDEAL LAP TIME : 51.562		BEST LAP TIME : 51.835		DIFFERENCE : 0.273		
LAP	SECTOR 1	SECTOR 2	LAP TIME	MPH	DIFF	TIME OF DAY
1 -		21.722	1:00.908	71.39	9.073	13:36:04.699
2 -	32.696	20.978	53.674	81.01	1.839	13:36:58.373
3 -	31.756	21.207	52.963	82.10	1.128	13:37:51.336
4 -	31.026	20.809	51.835 (1)	83.89		13:38:43.171
5 -	31.911	20.822	52.733	82.46	0.898	13:39:35.904
6 -	31.519	20.536	52.055 (2)	83.53	0.220	13:40:27.959
7 -	32.000	20.594	52.594 (3)	82.68	0.759	13:41:20.553
8 -	32.242	20.973	53.215	81.71	1.380	13:42:13.768
9 -	32.313	20.955	53.268	81.63	1.433	13:43:07.036
10 -	32.000	21.213	53.213	81.72	1.378	13:44:00.249
11 -	32.851	21.630	54.481	79.81	2.646	13:44:54.730
12 -	33.030	21.377	54.407	79.92	2.572	13:45:49.137

P2 32		James CHORLTON		Honda - We fight any claim		
IDEAL LAP TIME : 51.513		BEST LAP TIME : 51.764		DIFFERENCE : 0.251		
LAP	SECTOR 1	SECTOR 2	LAP TIME	MPH	DIFF	TIME OF DAY
1 -		22.007	1:01.824	70.33	10.060	13:36:05.615
2 -	33.785	21.709	55.494	78.36	3.730	13:37:01.109
3 -	33.389	21.801	55.190	78.79	3.426	13:37:56.299
4 -	31.559	20.980	52.539	82.76	0.775	13:38:48.838
5 -	31.597	20.756	52.353 (3)	83.06	0.589	13:39:41.191
6 -	31.897	20.992	52.889	82.22	1.125	13:40:34.080
7 -	32.005	21.320	53.325	81.54	1.561	13:41:27.405
8 -	31.171	20.702	51.873 (2)	83.83	0.109	13:42:19.278
9 -	31.422	20.342	51.764 (1)	84.00		13:43:11.042
10 -	31.786	21.225	53.011	82.03	1.247	13:44:04.053
11 -	31.811	20.596	52.407	82.97	0.643	13:44:56.460
12 -	31.822	21.092	52.914	82.18	1.150	13:45:49.374

P3 79		Rodney HACLIN		Suzuki - www.manormews.co.uk		
IDEAL LAP TIME : 52.299		BEST LAP TIME : 52.435		DIFFERENCE : 0.136		
LAP	SECTOR 1	SECTOR 2	LAP TIME	MPH	DIFF	TIME OF DAY
1 -		21.641	59.518	73.06	7.083	13:36:03.309
2 -	33.124	21.029	54.153	80.30	1.718	13:36:57.462
3 -	33.054	21.538	54.592	79.65	2.157	13:37:52.054
4 -	31.824	20.723	52.547 (3)	82.75	0.112	13:38:44.601
5 -	31.915	20.729	52.644	82.60	0.209	13:39:37.245
6 -	32.204	21.449	53.653	81.05	1.218	13:40:30.898
7 -	32.714	20.798	53.512	81.26	1.077	13:41:24.410
8 -	31.921	20.514	52.435 (1)	82.93		13:42:16.845
9 -	32.240	21.129	53.369	81.48	0.934	13:43:10.214
10 -	32.448	20.884	53.332	81.53	0.897	13:44:03.546
11 -	31.785	20.740	52.525 (2)	82.79	0.090	13:44:56.071
12 -	33.043	21.096	54.139	80.32	1.704	13:45:50.210

P4 52		Lee BARRETT		Honda - LKJ contracts		
IDEAL LAP TIME : 52.714		BEST LAP TIME : 53.108		DIFFERENCE : 0.394		
LAP	SECTOR 1	SECTOR 2	LAP TIME	MPH	DIFF	TIME OF DAY
1 -		21.259	58.758	74.00	5.650	13:36:02.549
2 -	32.519	21.073	53.592	81.14	0.484	13:36:56.141
3 -	32.255	21.114	53.369	81.48	0.261	13:37:49.510
4 -	32.344	21.420	53.764	80.88	0.656	13:38:43.274
5 -	31.812	21.352	53.164 (3)	81.79	0.056	13:39:36.438
6 -	32.120	20.988	53.108 (1)	81.88		13:40:29.546
7 -	32.797	20.925	53.722	80.94	0.614	13:41:23.268
8 -	32.258	20.902	53.160 (2)	81.80	0.052	13:42:16.428
9 -	32.196	21.224	53.420	81.40	0.312	13:43:09.848

Weather / Track : Cloudy / Dry

Brands Hatch Indy
Circuit Length = 1.2079 miles
Start: 13:35 Flag 13:45 End: 13:47

BMCRC - MRO Championships 2015 - Rnd 1 @ Brands Hatch Indy

BMCRC Rookie 1000

RACE 3 - SECTOR ANALYSIS

SECTOR 1 = FL to I1, SECTOR 2 = I1 to I2, SECTOR 3 = I2 to FL, DIFF = Difference To Personal Best Lap

10 -	32.725	21.202	53.927	80.63	0.819	13:44:03.775
11 -	32.469	21.444	53.913	80.65	0.805	13:44:57.688
12 -	31.874	21.694	53.568	81.17	0.460	13:45:51.256

P5 78		Shane HERBERT		Kawasaki -		
IDEAL LAP TIME : 52.531		BEST LAP TIME : 52.679		DIFFERENCE : 0.148		
LAP	SECTOR 1	SECTOR 2	LAP TIME	MPH	DIFF	TIME OF DAY
1 -		21.405	59.626	72.93	6.947	13:36:03.417
2 -	32.700	21.144	53.844	80.76	1.165	13:36:57.261
3 -	32.632	22.279	54.911	79.19	2.232	13:37:52.172
4 -	33.069	21.560	54.629	79.60	1.950	13:38:46.801
5 -	31.573	21.106	52.679 (1)	82.54		13:39:39.480
6 -	31.978	21.196	53.174	81.78	0.495	13:40:32.654
7 -	32.426	21.212	53.638	81.07	0.959	13:41:26.292
8 -	31.858	21.192	53.050 (3)	81.97	0.371	13:42:19.342
9 -	31.781	20.958	52.739 (2)	82.45	0.060	13:43:12.081
10 -	32.957	21.202	54.159	80.29	1.480	13:44:06.240
11 -	31.957	21.174	53.131	81.84	0.452	13:44:59.371
12 -	32.460	21.286	53.746	80.91	1.067	13:45:53.117

P6 71		Damon OFFER		Suzuki - Dominoes		
IDEAL LAP TIME : 53.233		BEST LAP TIME : 53.258		DIFFERENCE : 0.025		
LAP	SECTOR 1	SECTOR 2	LAP TIME	MPH	DIFF	TIME OF DAY
1 -		22.278	1:02.883	69.15	9.625	13:36:06.674
2 -	33.986	21.523	55.509	78.34	2.251	13:37:02.183
3 -	33.659	21.495	55.154	78.84	1.896	13:37:57.337
4 -	33.362	21.505	54.867	79.25	1.609	13:38:52.204
5 -	33.466	21.513	54.979	79.09	1.721	13:39:47.183
6 -	33.730	21.995	55.725	78.03	2.467	13:40:42.908
7 -	32.881	21.045	53.926 (3)	80.64	0.668	13:41:36.834
8 -	32.886	21.084	53.970	80.57	0.712	13:42:30.804
9 -	33.421	21.102	54.523	79.75	1.265	13:43:25.327
10 -	32.550	20.865	53.415 (2)	81.41	0.157	13:44:18.742
11 -	32.368	20.890	53.258 (1)	81.65		13:45:12.000
12 -	32.854	21.383	54.237	80.17	0.979	13:46:06.237

P7 9		Mark O'BRIEN		Ducati -		
IDEAL LAP TIME : 54.375		BEST LAP TIME : 54.381		DIFFERENCE : 0.006		
LAP	SECTOR 1	SECTOR 2	LAP TIME	MPH	DIFF	TIME OF DAY
1 -		22.947	1:06.607	65.28	12.226	13:36:10.398
2 -	35.150	22.172	57.322	75.86	2.941	13:37:07.720
3 -	34.437	21.654	56.091	77.52	1.710	13:38:03.811
4 -	33.005	21.675	54.680 (3)	79.52	0.299	13:38:58.491
5 -	32.988	21.782	54.770	79.39	0.389	13:39:53.261
6 -	33.079	21.624	54.703	79.49	0.322	13:40:47.964
7 -	33.029	21.640	54.669 (2)	79.54	0.288	13:41:42.633
8 -	33.392	21.699	55.091	78.93	0.710	13:42:37.724
9 -	32.994	21.387	54.381 (1)	79.96		13:43:32.105
10 -	33.698	21.882	55.580	78.24	1.199	13:44:27.685
11 -	33.493	22.174	55.667	78.11	1.286	13:45:23.352
12 -	33.319	22.041	55.360	78.55	0.979	13:46:18.712

P8 29		Aaron COADY		Kawasaki - Palmer Performance		
IDEAL LAP TIME : 54.975		BEST LAP TIME : 55.166		DIFFERENCE : 0.191		
LAP	SECTOR 1	SECTOR 2	LAP TIME	MPH	DIFF	TIME OF DAY
1 -		21.926	1:01.614	70.57	6.448	13:36:05.405
2 -	33.738	21.901	55.639	78.15	0.473	13:37:01.044
3 -	33.196	22.088	55.284 (2)	78.65	0.118	13:37:56.328
4 -	33.387	21.779	55.166 (1)	78.82		13:38:51.494
5 -	33.432	22.135	55.567 (3)	78.25	0.401	13:39:47.061

Weather / Track : Cloudy / Dry

Brands Hatch Indy
Circuit Length = 1.2079 miles
Start: 13:35 Flag 13:45 End: 13:47

BMCRC - MRO Championships 2015 - Rnd 1 @ Brands Hatch Indy

BMCRC Rookie 1000

RACE 3 - SECTOR ANALYSIS

SECTOR 1 = FL to I1, SECTOR 2 = I1 to I2, SECTOR 3 = I2 to FL, DIFF = Difference To Personal Best Lap

6 -	33.681	22.371	56.052	77.58	0.886	13:40:43.113
7 -	33.657	22.211	55.868	77.83	0.702	13:41:38.981
8 -	34.098	21.922	56.020	77.62	0.854	13:42:35.001
9 -	33.590	22.544	56.134	77.46	0.968	13:43:31.135
10 -	33.511	22.190	55.701	78.07	0.535	13:44:26.836
11 -	34.238	22.218	56.456	77.02	1.290	13:45:23.292
12 -	33.859	22.014	55.873	77.83	0.707	13:46:19.165

P9 98 Antoni LOCH			Honda -			
IDEAL LAP TIME : 54.191		BEST LAP TIME : 54.226		DIFFERENCE : 0.035		
LAP	SECTOR 1	SECTOR 2	LAP TIME	MPH	DIFF	TIME OF DAY
1 -		22.762	1:04.213	67.72	9.987	13:36:08.004
2 -	34.189	21.870	56.059	77.57	1.833	13:37:04.063
3 -	33.345	21.830	55.175	78.81	0.949	13:37:59.238
4 -	32.695	21.531	54.226 (1)	80.19		13:38:53.464
5 -	32.876	21.825	54.701 (2)	79.49	0.475	13:39:48.165
6 -	33.640	21.496	55.136	78.87	0.910	13:40:43.301
7 -	33.101	21.919	55.020 (3)	79.03	0.794	13:41:38.321
8 -	33.805	22.024	55.829	77.89	1.603	13:42:34.150
9 -	33.777	23.117	56.894	76.43	2.668	13:43:31.044
10 -	34.413	22.506	56.919	76.39	2.693	13:44:27.963
11 -	33.978	22.218	56.196	77.38	1.970	13:45:24.159
12 -	33.404	22.038	55.442	78.43	1.216	13:46:19.601

P10 39 Antony COPLEY			Kawasaki -			
IDEAL LAP TIME : 54.238		BEST LAP TIME : 54.469		DIFFERENCE : 0.231		
LAP	SECTOR 1	SECTOR 2	LAP TIME	MPH	DIFF	TIME OF DAY
1 -		23.226	1:07.056	64.85	12.587	13:36:10.847
2 -	34.911	22.327	57.238	75.97	2.769	13:37:08.085
3 -	35.088	21.775	56.863	76.47	2.394	13:38:04.948
4 -	33.801	21.644	55.445	78.43	0.976	13:39:00.393
5 -	33.445	21.238	54.683	79.52	0.214	13:39:55.076
6 -	33.111	21.358	54.469 (1)	79.83		13:40:49.545
7 -	33.173	21.473	54.646	79.57	0.177	13:41:44.191
8 -	33.227	21.296	54.523 (2)	79.75	0.054	13:42:38.714
9 -	33.456	21.127	54.583 (3)	79.66	0.114	13:43:33.297
10 -	34.476	21.424	55.900	77.79	1.431	13:44:29.197
11 -	33.708	21.578	55.286	78.65	0.817	13:45:24.483
12 -	33.387	22.332	55.719	78.04	1.250	13:46:20.202

P11 15 Ben CATT			Suzuki -			
IDEAL LAP TIME : 55.127		BEST LAP TIME : 55.252		DIFFERENCE : 0.125		
LAP	SECTOR 1	SECTOR 2	LAP TIME	MPH	DIFF	TIME OF DAY
1 -		23.278	1:04.891	67.01	9.639	13:36:08.682
2 -	35.134	21.932	57.066	76.20	1.814	13:37:05.748
3 -	34.068	21.838	55.906	77.78	0.654	13:38:01.654
4 -	34.009	21.722	55.731	78.02	0.479	13:38:57.385
5 -	33.485	21.767	55.252 (1)	78.70		13:39:52.637
6 -	33.405	22.055	55.460 (2)	78.40	0.208	13:40:48.097
7 -	34.394	22.083	56.477	76.99	1.225	13:41:44.574
8 -	33.967	22.368	56.335	77.19	1.083	13:42:40.909
9 -	33.671	22.041	55.712 (3)	78.05	0.460	13:43:36.621
10 -	34.058	22.300	56.358	77.16	1.106	13:44:32.979
11 -	34.912	22.225	57.137	76.10	1.885	13:45:30.116
12 -	35.463	22.236	57.699	75.36	2.447	13:46:27.815

P12 70 Andrew JOHNSTON			Kawasaki - ePayMe.co.uk			
IDEAL LAP TIME : 55.285		BEST LAP TIME : 55.419		DIFFERENCE : 0.134		
LAP	SECTOR 1	SECTOR 2	LAP TIME	MPH	DIFF	TIME OF DAY
1 -		22.719	1:05.187	66.70	9.768	13:36:08.978

Weather / Track : Cloudy / Dry

Brands Hatch Indy
Circuit Length = 1.2079 miles
Start: 13:35 Flag 13:45 End: 13:47

BMCRC - MRO Championships 2015 - Rnd 1 @ Brands Hatch Indy

BMCRC Rookie 1000

RACE 3 - SECTOR ANALYSIS

SECTOR 1 = FL to I1, SECTOR 2 = I1 to I2, SECTOR 3 = I2 to FL, DIFF = Difference To Personal Best Lap

2 -	36.417	22.120	58.537	74.28	3.118	13:37:07.515
3 -	35.140	21.772	56.912	76.40	1.493	13:38:04.427
4 -	34.777	21.716	56.493	76.97	1.074	13:39:00.920
5 -	34.819	21.672	56.491	76.97	1.072	13:39:57.411
6 -	34.036	21.779	55.815 (3)	77.91	0.396	13:40:53.226
7 -	34.549	21.934	56.483	76.98	1.064	13:41:49.709
8 -	34.291	21.779	56.070	77.55	0.651	13:42:45.779
9 -	34.498	21.861	56.359	77.15	0.940	13:43:42.138
10 -	33.935	21.484	55.419 (1)	78.46		13:44:37.557
11 -	34.404	21.580	55.984	77.67	0.565	13:45:33.541
12 -	34.240	21.350	55.590 (2)	78.22	0.171	13:46:29.131

P13	82	Shane YOUNG	Yamaha -
IDEAL LAP TIME : 55.620		BEST LAP TIME : 55.727	DIFFERENCE : 0.107

LAP	SECTOR 1	SECTOR 2	LAP TIME	MPH	DIFF	TIME OF DAY
1 -		24.333	1:11.956	60.43	16.229	13:36:15.747
2 -	37.034	22.941	59.975	72.50	4.248	13:37:15.722
3 -	34.855	22.784	57.639	75.44	1.912	13:38:13.361
4 -	35.547	22.559	58.106	74.83	2.379	13:39:11.467
5 -	34.915	22.096	57.011	76.27	1.284	13:40:08.478
6 -	35.249	22.450	57.699	75.36	1.972	13:41:06.177
7 -	34.403	22.234	56.637	76.78	0.910	13:42:02.814
8 -	33.771	21.956	55.727 (1)	78.03		13:42:58.541
9 -	33.953	21.849	55.802 (2)	77.92	0.075	13:43:54.343
10 -	34.329	22.294	56.623	76.79	0.896	13:44:50.966
11 -	34.953	22.119	57.072	76.19	1.345	13:45:48.038
12 -	33.815	22.800	56.615 (3)	76.81	0.888	13:46:44.653

P14	49	David GROOME	Suzuki -
IDEAL LAP TIME : 56.215		BEST LAP TIME : 56.805	DIFFERENCE : 0.590

LAP	SECTOR 1	SECTOR 2	LAP TIME	MPH	DIFF	TIME OF DAY
1 -		24.310	1:09.413	62.64	12.608	13:36:13.204
2 -	36.135	23.042	59.177	73.48	2.372	13:37:12.381
3 -	35.938	23.132	59.070	73.61	2.265	13:38:11.451
4 -	35.879	22.613	58.492	74.34	1.687	13:39:09.943
5 -	33.922	22.883	56.805 (1)	76.55		13:40:06.748
6 -	35.863	22.678	58.541	74.28	1.736	13:41:05.289
7 -	35.001	22.681	57.682	75.38	0.877	13:42:02.971
8 -	34.400	22.609	57.009 (2)	76.27	0.204	13:42:59.980
9 -	34.370	22.881	57.251	75.95	0.446	13:43:57.231
10 -	35.358	22.293	57.651	75.42	0.846	13:44:54.882
11 -	34.419	22.755	57.174 (3)	76.05	0.369	13:45:52.056

P15	16	Andrew CATT	Suzuki - BC Landscapes
IDEAL LAP TIME : 57.557		BEST LAP TIME : 57.654	DIFFERENCE : 0.097

LAP	SECTOR 1	SECTOR 2	LAP TIME	MPH	DIFF	TIME OF DAY
1 -		23.706	1:09.595	62.48	11.941	13:36:13.386
2 -	36.397	23.248	59.645	72.90	1.991	13:37:13.031
3 -	35.527	23.093	58.620	74.18	0.966	13:38:11.651
4 -	35.074	22.935	58.009	74.96	0.355	13:39:09.660
5 -	34.959	23.018	57.977	75.00	0.323	13:40:07.637
6 -	35.463	23.128	58.591	74.21	0.937	13:41:06.228
7 -	35.670	23.137	58.807	73.94	1.153	13:42:05.035
8 -	35.056	22.598	57.654 (1)	75.42		13:43:02.689
9 -	35.185	22.700	57.885 (3)	75.12	0.231	13:44:00.574
10 -	35.400	22.835	58.235	74.67	0.581	13:44:58.809
11 -	35.123	22.748	57.871 (2)	75.14	0.217	13:45:56.680

Weather / Track : Cloudy / Dry

Brands Hatch Indy
Circuit Length = 1.2079 miles
Start: 13:35 Flag 13:45 End: 13:47

BMCRC - MRO Championships 2015 - Rnd 1 @ Brands Hatch Indy

BMCRC Rookie 1000

RACE 3 - SECTOR ANALYSIS

SECTOR 1 = FL to I1, SECTOR 2 = I1 to I2, SECTOR 3 = I2 to FL, DIFF = Difference To Personal Best Lap

P16 69		Patrick ABBONDANZA		Kawasaki -		
IDEAL LAP TIME : 57.678		BEST LAP TIME : 57.678		DIFFERENCE : 0.000		
LAP	SECTOR 1	SECTOR 2	LAP TIME	MPH	DIFF	TIME OF DAY
1 -		23.620	1:09.850	62.25	12.172	13:36:13.641
2 -	37.509	23.149	1:00.658	71.69	2.980	13:37:14.299
3 -	35.670	23.171	58.841 (3)	73.90	1.163	13:38:13.140
4 -	35.492	23.061	58.553 (2)	74.26	0.875	13:39:11.693
5 -	36.454	23.549	1:00.003	72.47	2.325	13:40:11.696
6 -	35.991	23.003	58.994	73.71	1.316	13:41:10.690
7 -	36.000	23.253	59.253	73.39	1.575	13:42:09.943
8 -	36.612	23.807	1:00.419	71.97	2.741	13:43:10.362
9 -	36.167	23.774	59.941	72.54	2.263	13:44:10.303
10 -	34.930	22.748	57.678 (1)	75.39		13:45:07.981
11 -	36.362	22.819	59.181	73.47	1.503	13:46:07.162

P17 72		Jim DAVIES		Yamaha -		
IDEAL LAP TIME : 59.570		BEST LAP TIME : 59.998		DIFFERENCE : 0.428		
LAP	SECTOR 1	SECTOR 2	LAP TIME	MPH	DIFF	TIME OF DAY
1 -		24.717	1:13.794	58.92	13.796	13:36:17.585
2 -	39.676	23.707	1:03.383	68.60	3.385	13:37:20.968
3 -	38.655	24.096	1:02.751	69.29	2.753	13:38:23.719
4 -	37.583	24.113	1:01.696	70.48	1.698	13:39:25.415
5 -	37.546	24.503	1:02.049	70.08	2.051	13:40:27.464
6 -	36.819	23.273	1:00.092 (2)	72.36	0.094	13:41:27.556
7 -	36.625	23.659	1:00.284 (3)	72.13	0.286	13:42:27.840
8 -	37.397	23.787	1:01.184	71.07	1.186	13:43:29.024
9 -	38.221	23.800	1:02.021	70.11	2.023	13:44:31.045
10 -	37.179	23.545	1:00.724	71.61	0.726	13:45:31.769
11 -	37.053	22.945	59.998 (1)	72.47		13:46:31.767

P18 108		Paul BARNARD		Yamaha -		
IDEAL LAP TIME : 1:00.303		BEST LAP TIME : 1:00.303		DIFFERENCE : 0.000		
LAP	SECTOR 1	SECTOR 2	LAP TIME	MPH	DIFF	TIME OF DAY
1 -		26.279	1:12.998	59.57	12.695	13:36:16.789
2 -	39.221	24.627	1:03.848	68.10	3.545	13:37:20.637
3 -	37.740	25.551	1:03.291	68.70	2.988	13:38:23.928
4 -	37.845	24.694	1:02.539	69.53	2.236	13:39:26.467
5 -	36.494	24.721	1:01.215	71.03	0.912	13:40:27.682
6 -	37.633	24.198	1:01.831	70.33	1.528	13:41:29.513
7 -	36.605	24.563	1:01.168	71.09	0.865	13:42:30.681
8 -	36.718	24.319	1:01.037 (3)	71.24	0.734	13:43:31.718
9 -	36.480	23.823	1:00.303 (1)	72.11		13:44:32.021
10 -	37.266	24.035	1:01.301	70.93	0.998	13:45:33.322
11 -	36.569	24.027	1:00.596 (2)	71.76	0.293	13:46:33.918

P19 181		Mark WHITE		Yamaha -		
IDEAL LAP TIME : 1:00.299		BEST LAP TIME : 1:00.573		DIFFERENCE : 0.274		
LAP	SECTOR 1	SECTOR 2	LAP TIME	MPH	DIFF	TIME OF DAY
1 -		25.044	1:13.071	59.51	12.498	13:36:16.862
2 -	38.183	24.785	1:02.968	69.06	2.395	13:37:19.830
3 -	38.709	25.414	1:04.123	67.81	3.550	13:38:23.953
4 -	39.065	24.483	1:03.548	68.43	2.975	13:39:27.501
5 -	36.944	23.629	1:00.573 (1)	71.79		13:40:28.074
6 -	38.331	23.982	1:02.313	69.78	1.740	13:41:30.387
7 -	37.467	24.036	1:01.503	70.70	0.930	13:42:31.890
8 -	36.849	23.934	1:00.783 (2)	71.54	0.210	13:43:32.673
9 -	37.453	23.993	1:01.446	70.77	0.873	13:44:34.119
10 -	37.938	23.706	1:01.644	70.54	1.071	13:45:35.763
11 -	37.442	23.450	1:00.892 (3)	71.41	0.319	13:46:36.655

Weather / Track : Cloudy / Dry

Brands Hatch Indy
Circuit Length = 1.2079 miles
Start: 13:35 Flag 13:45 End: 13:47

BMCRC - MRO Championships 2015 - Rnd 1 @ Brands Hatch Indy

BMCRC Rookie 1000

RACE 3 - SECTOR ANALYSIS

SECTOR 1 = FL to I1, SECTOR 2 = I1 to I2, SECTOR 3 = I2 to FL, DIFF = Difference To Personal Best Lap

P20 44		Kevan BARRETT		Kawasaki - LKJ contracts		
IDEAL LAP TIME : 1:02.999		BEST LAP TIME : 1:03.019		DIFFERENCE : 0.020		
LAP	SECTOR 1	SECTOR 2	LAP TIME	MPH	DIFF	TIME OF DAY
1 -		26.059	1:13.357	59.27	10.338	13:36:17.148
2 -	40.412	25.182	1:05.594	66.29	2.575	13:37:22.742
3 -	38.936	25.013	1:03.949	68.00	0.930	13:38:26.691
4 -	38.701	24.816	1:03.517 (3)	68.46	0.498	13:39:30.208
5 -	38.918	24.925	1:03.843	68.11	0.824	13:40:34.051
6 -	38.712	24.921	1:03.633	68.33	0.614	13:41:37.684
7 -	39.085	24.924	1:04.009	67.93	0.990	13:42:41.693
8 -	38.636	24.473	1:03.109 (2)	68.90	0.090	13:43:44.802
9 -	38.526	24.493	1:03.019 (1)	69.00		13:44:47.821
10 -	38.634	25.276	1:03.910	68.04	0.891	13:45:51.731

BMCRC - MRO Championships 2015 - Rnd 1 @ Brands Hatch Indy

BMCRC Rookie 1000

RACE 3 - BEST SECTORS

SECTOR 1			SECTOR 2			IDEAL / BEST COMPARISON						
POS	NO	NAME	TIME	NO	NAME	TIME	POS	NO	NAME	IDEAL	BEST	DIFF
									PERFECT LAP	51.368		
1	35	CORNWALL	31.026	32	CHORLTON	20.342	1	32	CHORLTON	51.513	51.764	0.251
2	32	CHORLTON	31.171	79	HACLIN	20.514	2	35	CORNWALL	51.562	51.835	0.273
3	78	HERBERT	31.573	35	CORNWALL	20.536	3	79	HACLIN	52.299	52.435	0.136
4	79	HACLIN	31.785	71	OFFER	20.865	4	78	HERBERT	52.531	52.679	0.148
5	52	BARRETT	31.812	52	BARRETT	20.902	5	52	BARRETT	52.714	53.108	0.394
6	71	OFFER	32.368	78	HERBERT	20.958	6	71	OFFER	53.233	53.258	0.025
7	98	LOCH	32.695	39	COPLEY	21.127	7	98	LOCH	54.191	54.226	0.035
8	9	O'BRIEN	32.988	70	JOHNSTON	21.350	8	39	COPLEY	54.238	54.469	0.231
9	39	COPLEY	33.111	9	O'BRIEN	21.387	9	9	O'BRIEN	54.375	54.381	0.006
10	29	COADY	33.196	98	LOCH	21.496	10	29	COADY	54.975	55.166	0.191
11	15	CATT	33.405	15	CATT	21.722	11	15	CATT	55.127	55.252	0.125
12	82	YOUNG	33.771	29	COADY	21.779	12	70	JOHNSTON	55.285	55.419	0.134
13	49	GROOME	33.922	82	YOUNG	21.849	13	82	YOUNG	55.620	55.727	0.107
14	70	JOHNSTON	33.935	49	GROOME	22.293	14	49	GROOME	56.215	56.805	0.590
15	69	ABBONDANZA	34.930	16	CATT	22.598	15	16	CATT	57.557	57.654	0.097
16	16	CATT	34.959	69	ABBONDANZA	22.748	16	69	ABBONDANZA	57.678	57.678	0.000
17	108	BARNARD	36.480	72	DAVIES	22.945	17	72	DAVIES	59.570	59.998	0.428
18	72	DAVIES	36.625	181	WHITE	23.450	18	181	WHITE	1:00.299	1:00.573	0.274
19	181	WHITE	36.849	108	BARNARD	23.823	19	108	BARNARD	1:00.303	1:00.303	0.000
20	44	BARRETT	38.526	44	BARRETT	24.473	20	44	BARRETT	1:02.999	1:03.019	0.020
21												
22												

Weather / Track : Cloudy / Dry

Results can be found at www.tsl-timing.com

Brands Hatch Indy
Circuit Length = 1.2079 miles
Start: 13:35 Flag 13:45 End: 13:47

Printed - 13:48 Saturday, 28 March 2015


BMCRC - MRO Championships 2015 - Rnd 1 @ Brands Hatch Indy

BMCRC Rookie 1000

RACE 13 - GRID



ROW 8				22	41	Steven YOUNG				
ROW 7		21	26	Eiren LONGWILL	20	44	Kevan BARRETT	19	181	Mark WHITE
ROW 6	18	108	Paul BARNARD	17	72	Jim DAVIES	16	69	Patrick ABBONDANZA	
ROW 5		15	16	Andrew CATT	14	49	David GROOME	13	82	Shane YOUNG
ROW 4	12	70	Andrew JOHNSTON	11	15	Ben CATT	10	39	Antony COPLEY	
ROW 3		9	98	Antoni LOCH	8	29	Aaron COADY	7	9	Mark O'BRIEN
ROW 2	6	71	Damon OFFER	5	78	Shane HERBERT	4	52	Lee BARRETT	
ROW 1		3	79	Rodney HACLIN	2	32	James CHORLTON	1	35	Tim CORNWALL
										Pole



Brands Hatch Indy
Circuit Length = 1.2079 miles

These results are provisional until the conclusion of any judicial and technical matters.

Clerk Of Course :		Timekeeper :	
-------------------	--	--------------	--

Results can be found at www.tsl-timing.com

Printed - 13:50 Saturday, 28 March 2015



BMCRC - MRO Championships 2015 - Rnd 1 @ Brands Hatch Indy

BMCRC Rookie 1000

RACE 13 - CLASSIFICATION



POS	NO	NAME	ENTRY	LAPS	TIME	GAP	DIFF	MPH	BEST	ON
1	35	Tim CORNWALL	Suzuki -	12	10:27.052			83.21	50.657	12
2	32	James CHORLTON	Honda - We fight any claim	12	10:41.321	14.269	14.269	81.36	52.115	12
3	78	Shane HERBERT	Kawasaki -	12	10:41.843	14.791	0.522	81.30	52.120	12
4	79	Rodney HACLIN	Suzuki - www.manormews.co.uk	12	10:42.417	15.365	0.574	81.22	51.983	11
5	52	Lee BARRETT	Honda - LKJ contracts	12	10:51.837	24.785	9.420	80.05	53.089	3
6	71	Damon OFFER	Suzuki - Dominoes	12	10:52.009	24.957	0.172	80.03	52.773	12
7	39	Antony COPLEY	Kawasaki -	12	11:17.815	50.763	25.806	76.98	54.428	4
8	29	Aaron COADY	Kawasaki - Palmer Performance	11	10:29.074	1 Lap	1 Lap	76.03	56.143	4
9	82	Shane YOUNG	Yamaha -	11	10:31.421	1 Lap	2.347	75.75	54.983	11
10	70	Andrew JOHNSTON	Kawasaki - ePayMe.co.uk	11	10:33.928	1 Lap	2.507	75.45	55.603	11
11	69 *	Patrick ABBONDANZA	Kawasaki -	11	10:39.350	1 Lap	5.422	74.81	56.456	7
12	49	David GROOME	Suzuki -	11	10:39.643	1 Lap	0.293	74.78	56.338	8
13	15	Ben CATT	Suzuki -	11	10:39.900	1 Lap	0.257	74.75	56.571	9
14	72	Jim DAVIES	Yamaha -	11	11:04.903	1 Lap	25.003	71.94	57.737	11
15	26	Eiren LONGWILL	Honda -	11	11:12.629	1 Lap	7.726	71.11	58.892	10
16	181	Mark WHITE	Yamaha -	11	11:17.708	1 Lap	5.079	70.58	59.805	10
17	108	Paul BARNARD	Yamaha -	11	11:25.988	1 Lap	8.280	69.73	1:01.040	10
18	44	Kevan BARRETT	Kawasaki - LKJ contracts	10	10:46.173	2 Laps	1 Lap	67.29	1:03.030	3

NOT CLASSIFIED

DNF	16 *	Andrew CATT	Suzuki - BC Landscapes	8	7:59.505	4 Laps	2 Laps	72.55	57.156	8
DNF	98	Antoni LOCH	Honda -	5	4:43.442	7 Laps	3 Laps	76.71	54.349	4

FASTEST LAP

35	Tim CORNWALL	Suzuki -	12	50.657	85.84 mph	138.15 kph
----	--------------	----------	----	--------	-----------	------------

* No 16 - 10 second jump start penalty
 * No 69 - Please fit a working transponder
 90% of Race Speed = 74.88 mph

Brands Hatch Indy
 Circuit Length = 1.2079 miles
 Start: 16:33 Flag 16:44 End: 16:45

Weather / Track : Cloudy / Dry

These results are provisional until the conclusion of any judicial and technical matters.

Clerk Of Course :	Timekeeper :
-------------------	--------------

Results can be found at www.tsl-timing.com

Printed - 16:45 Saturday, 28 March 2015



BMCRC - MRO Championships 2015 - Rnd 1 @ Brands Hatch Indy

BMCRC Rookie 1000

RACE 13 - LAP CHART

LAP 1 @ 16:34:43.930

NO	BEHIND	LAP TIME
32		59.374
35	0.124	59.498
52	0.712	1:00.086
78	0.971	1:00.345
79	1.286	1:00.660
71	1.551	1:00.925
98	2.482	1:01.856
29	3.228	1:02.602
39	4.585	1:03.959
82	4.868	1:04.242
15	5.109	1:04.483
69	5.670	1:05.044
49	5.948	1:05.322
70	6.776	1:06.150
16	7.830	1:07.204
108	9.497	1:08.871
181	10.360	1:09.734
72	10.834	1:10.208
44	11.772	1:11.146
26	11.883	1:11.257

LAP 2 @ 16:35:36.292

NO	BEHIND	LAP TIME
35		52.238
32	0.775	53.137
52	1.680	53.330
78	1.772	53.163
79	2.173	53.249
71	3.461	54.272
98	5.775	55.655
29	7.459	56.593
39	8.444	56.221
82	10.032	57.526
15	10.228	57.481
69	10.602	57.294
49	11.587	58.001
70	12.040	57.626
16	13.314	57.846
108	19.394	1:02.259
72	19.625	1:01.153
181	19.860	1:01.862
26	20.870	1:01.349
44	22.585	1:03.175

LAP 3 @ 16:36:27.893

NO	BEHIND	LAP TIME
35		51.601
32	1.582	52.408
52	3.168	53.089
78	3.512	53.341
79	3.767	53.195
71	6.111	54.251
98	9.272	55.098
39	11.836	54.993
29	12.376	56.518
82	15.890	57.459
15	16.283	57.656
69	16.545	57.544
49	17.093	57.107
70	17.472	57.033
16	18.961	57.248

Weather / Track : Cloudy / Dry

Results can be found at www.tsl-timing.com

72	29.400	1:01.376
108	29.842	1:02.049
181	30.028	1:01.769
26	30.468	1:01.199
44	34.014	1:03.030

LAP 4 @ 16:37:19.168

NO	BEHIND	LAP TIME
35		51.275
32	3.182	52.875
52	5.321	53.428
78	5.429	53.192
79	5.808	53.316
71	8.620	53.784
98	12.346	54.349
39	14.989	54.428
29	17.244	56.143
82	22.217	57.602
69	22.611	57.341
15	23.133	58.125
70	23.645	57.448
49	24.080	58.262
16	25.042	57.356
72	38.085	59.960
181	40.513	1:01.760
108	40.759	1:02.192
26	41.060	1:01.867
44	46.318	1:03.579

LAP 5 @ 16:38:10.501

NO	BEHIND	LAP TIME
35		51.333
32	4.293	52.444
78	7.165	53.069
79	7.655	53.180
52	7.729	53.741
71	11.397	54.110
98	17.497	56.484
39	19.252	55.596
29	22.804	56.893
82	27.505	56.621
69	28.289	57.011
15	28.678	56.878
70	29.312	57.000
49	29.419	56.672
16	31.263	57.554
72	46.679	59.927
181	49.658	1:00.478
26	50.589	1:00.862
108	51.037	1:01.611

LAP 6 @ 16:39:02.033

NO	BEHIND	LAP TIME
35		51.532
32	6.131	53.370
44	1 Lap	1:04.025
78	7.867	52.234
79	8.251	52.128
52	10.512	54.315
71	13.243	53.378
39	23.002	55.282
29	27.887	56.615
82	32.371	56.398

69	33.710	56.953
15	34.092	56.946
70	34.138	56.358
49	35.353	57.466
16	37.494	57.763

LAP 7 @ 16:39:54.177

NO	BEHIND	LAP TIME
35		52.144
72	1 Lap	59.280
181	1 Lap	1:00.640
26	1 Lap	1:00.045
32	7.241	53.254
78	8.576	52.853
79	8.762	52.655
108	1 Lap	1:01.761
52	12.834	54.466
71	14.456	53.357
44	1 Lap	1:03.280
39	27.414	56.556
29	32.468	56.725
82	37.007	56.780
69	38.022	56.456
70	38.340	56.346
15	38.753	56.805
49	40.381	57.172
16	42.728	57.378

LAP 8 @ 16:40:45.656

NO	BEHIND	LAP TIME
35		51.479
32	9.956	54.194
72	1 Lap	59.350
78	10.618	53.521
79	10.778	53.495
26	1 Lap	1:00.145
181	1 Lap	1:00.690
52	15.845	54.490
71	16.574	53.597
108	1 Lap	1:01.559
44	1 Lap	1:03.902
39	32.590	56.655
29	37.690	56.701
82	42.301	56.773
69	43.603	57.060
70	44.018	57.157
15	44.466	57.192
49	45.240	56.338
16	48.405	57.156

LAP 9 @ 16:41:36.503

NO	BEHIND	LAP TIME
35		50.847
32	12.403	53.294
78	12.612	52.841
79	12.870	52.939
72	1 Lap	58.496
52	18.580	53.582
71	19.594	53.867
26	1 Lap	58.894
181	1 Lap	1:00.247
108	1 Lap	1:01.161
39	38.178	56.435

29	43.880	57.037
44	1 Lap	1:04.693
82	47.962	56.508
70	49.467	56.296
69	49.890	57.134
15	50.190	56.571
49	51.570	57.177

LAP 10 @ 16:42:28.128

NO	BEHIND	LAP TIME
35		51.625
32	13.518	52.740
78	13.699	52.712
79	14.408	53.163
52	20.774	53.819
71	22.642	54.673
72	1 Lap	59.230
26	1 Lap	59.130
181	1 Lap	1:00.378
108	1 Lap	1:01.846
39	43.055	56.502
29	49.301	57.046

LAP 11 @ 16:43:20.951

NO	BEHIND	LAP TIME
35		52.823
82	1 Lap	56.529
70	1 Lap	56.911
69	1 Lap	59.093
15	1 Lap	59.198
49	1 Lap	58.256
44	2 Laps	1:05.141
32	12.811	52.116
78	13.328	52.452
79	13.568	51.983
52	21.876	53.925
71	22.841	53.022
72	1 Lap	58.186
26	1 Lap	58.892
181	1 Lap	59.805
39	46.455	56.223
108	1 Lap	1:01.040

LAP 12 @ 16:44:11.608

NO	BEHIND	LAP TIME
35		50.657
29	1 Lap	56.201
82	1 Lap	54.983
70	1 Lap	55.603
69	1 Lap	58.420
49	1 Lap	57.870
15	1 Lap	58.565
32	14.269	52.115
78	14.791	52.120
79	15.365	52.454
44	2 Laps	1:04.202
52	24.785	53.566
71	24.957	52.773
72	1 Lap	57.737
26	1 Lap	58.989
181	1 Lap	1:00.345
39	50.763	54.965
108	1 Lap	1:01.639

Brands Hatch Indy

Circuit Length = 1.2079 miles

Start: 16:33 Flag 16:44 End: 16:45

Printed - 16:46 Saturday, 28 March 2015

BMCRC - MRO Championships 2015 - Rnd 1 @ Brands Hatch Indy

BMCRC Rookie 1000

RACE 13 - SECTOR ANALYSIS

SECTOR 1 = FL to I1, SECTOR 2 = I1 to I2, SECTOR 3 = I2 to FL, DIFF = Difference To Personal Best Lap

P1 35		Tim CORNWALL		Suzuki -		
IDEAL LAP TIME : 50.496		BEST LAP TIME : 50.657		DIFFERENCE : 0.161		
LAP	SECTOR 1	SECTOR 2	LAP TIME	MPH	DIFF	TIME OF DAY
1 -		21.402	59.498	73.08	8.841	16:34:44.054
2 -	31.451	20.787	52.238	83.24	1.581	16:35:36.292
3 -	31.152	20.449	51.601	84.27	0.944	16:36:27.893
4 -	31.026	20.249	51.275 (3)	84.80	0.618	16:37:19.168
5 -	30.982	20.351	51.333	84.71	0.676	16:38:10.501
6 -	30.934	20.598	51.532	84.38	0.875	16:39:02.033
7 -	31.680	20.464	52.144	83.39	1.487	16:39:54.177
8 -	31.082	20.397	51.479	84.47	0.822	16:40:45.656
9 -	30.802	20.045	50.847 (2)	85.52	0.190	16:41:36.503
10 -	31.241	20.384	51.625	84.23	0.968	16:42:28.128
11 -	32.193	20.630	52.823	82.32	2.166	16:43:20.951
12 -	30.451	20.206	50.657 (1)	85.84		16:44:11.608

P2 32		James CHORLTON		Honda - We fight any claim		
IDEAL LAP TIME : 52.001		BEST LAP TIME : 52.115		DIFFERENCE : 0.114		
LAP	SECTOR 1	SECTOR 2	LAP TIME	MPH	DIFF	TIME OF DAY
1 -		21.516	59.374	73.23	7.259	16:34:43.930
2 -	32.279	20.858	53.137	81.83	1.022	16:35:37.067
3 -	31.598	20.810	52.408 (3)	82.97	0.293	16:36:29.475
4 -	32.040	20.835	52.875	82.24	0.760	16:37:22.350
5 -	31.493	20.951	52.444	82.91	0.329	16:38:14.794
6 -	31.741	21.629	53.370	81.48	1.255	16:39:08.164
7 -	31.770	21.484	53.254	81.65	1.139	16:40:01.418
8 -	32.724	21.470	54.194	80.24	2.079	16:40:55.612
9 -	31.984	21.310	53.294	81.59	1.179	16:41:48.906
10 -	31.756	20.984	52.740	82.45	0.625	16:42:41.646
11 -	31.466	20.650	52.116 (2)	83.44	0.001	16:43:33.762
12 -	31.351	20.764	52.115 (1)	83.44		16:44:25.877

P3 78		Shane HERBERT		Kawasaki -		
IDEAL LAP TIME : 51.929		BEST LAP TIME : 52.120		DIFFERENCE : 0.191		
LAP	SECTOR 1	SECTOR 2	LAP TIME	MPH	DIFF	TIME OF DAY
1 -		21.806	1:00.345	72.06	8.225	16:34:44.901
2 -	32.345	20.818	53.163	81.79	1.043	16:35:38.064
3 -	32.166	21.175	53.341	81.52	1.221	16:36:31.405
4 -	32.208	20.984	53.192	81.75	1.072	16:37:24.597
5 -	32.084	20.985	53.069	81.94	0.949	16:38:17.666
6 -	31.459	20.775	52.234 (2)	83.25	0.114	16:39:09.900
7 -	31.890	20.963	52.853	82.27	0.733	16:40:02.753
8 -	32.697	20.824	53.521	81.25	1.401	16:40:56.274
9 -	31.960	20.881	52.841	82.29	0.721	16:41:49.115
10 -	31.993	20.719	52.712	82.49	0.592	16:42:41.827
11 -	31.914	20.538	52.452 (3)	82.90	0.332	16:43:34.279
12 -	31.391	20.729	52.120 (1)	83.43		16:44:26.399

P4 79		Rodney HACLIN		Suzuki - www.manormews.co.uk		
IDEAL LAP TIME : 51.845		BEST LAP TIME : 51.983		DIFFERENCE : 0.138		
LAP	SECTOR 1	SECTOR 2	LAP TIME	MPH	DIFF	TIME OF DAY
1 -		21.945	1:00.660	71.68	8.677	16:34:45.216
2 -	32.383	20.866	53.249	81.66	1.266	16:35:38.465
3 -	32.073	21.122	53.195	81.74	1.212	16:36:31.660
4 -	32.195	21.121	53.316	81.56	1.333	16:37:24.976
5 -	32.179	21.001	53.180	81.77	1.197	16:38:18.156
6 -	31.712	20.416	52.128 (2)	83.42	0.145	16:39:10.284
7 -	31.829	20.826	52.655	82.58	0.672	16:40:02.939
8 -	32.682	20.813	53.495	81.28	1.512	16:40:56.434
9 -	31.884	21.055	52.939	82.14	0.956	16:41:49.373

Weather / Track : Cloudy / Dry

Brands Hatch Indy
Circuit Length = 1.2079 miles
Start: 16:33 Flag 16:44 End: 16:45

BMCRC - MRO Championships 2015 - Rnd 1 @ Brands Hatch Indy

BMCRC Rookie 1000

RACE 13 - SECTOR ANALYSIS

SECTOR 1 = FL to I1, SECTOR 2 = I1 to I2, SECTOR 3 = I2 to FL, DIFF = Difference To Personal Best Lap

10 -	31.942	21.221	53.163	81.79	1.180	16:42:42.536
11 -	31.698	20.285	51.983 (1)	83.65		16:43:34.519
12 -	31.560	20.894	52.454 (3)	82.90	0.471	16:44:26.973

P5	52	Lee BARRETT	Honda - LKJ contracts			
IDEAL LAP TIME : 52.925		BEST LAP TIME : 53.089	DIFFERENCE : 0.164			
LAP	SECTOR 1	SECTOR 2	LAP TIME	MPH	DIFF	TIME OF DAY
1 -		21.834	1:00.086	72.37	6.997	16:34:44.642
2 -	32.208	21.122	53.330 (2)	81.54	0.241	16:35:37.972
3 -	32.044	21.045	53.089 (1)	81.91		16:36:31.061
4 -	32.375	21.053	53.428 (3)	81.39	0.339	16:37:24.489
5 -	32.229	21.512	53.741	80.91	0.652	16:38:18.230
6 -	33.174	21.141	54.315	80.06	1.226	16:39:12.545
7 -	33.411	21.055	54.466	79.84	1.377	16:40:07.011
8 -	32.760	21.730	54.490	79.80	1.401	16:41:01.501
9 -	32.701	20.881	53.582	81.15	0.493	16:41:55.083
10 -	32.775	21.044	53.819	80.80	0.730	16:42:48.902
11 -	32.662	21.263	53.925	80.64	0.836	16:43:42.827
12 -	32.395	21.171	53.566	81.18	0.477	16:44:36.393

P6	71	Damon OFFER	Suzuki - Dominoes			
IDEAL LAP TIME : 52.268		BEST LAP TIME : 52.773	DIFFERENCE : 0.505			
LAP	SECTOR 1	SECTOR 2	LAP TIME	MPH	DIFF	TIME OF DAY
1 -		21.586	1:00.925	71.37	8.152	16:34:45.481
2 -	33.311	20.961	54.272	80.12	1.499	16:35:39.753
3 -	33.070	21.181	54.251	80.15	1.478	16:36:34.004
4 -	32.794	20.990	53.784	80.85	1.011	16:37:27.788
5 -	32.947	21.163	54.110	80.36	1.337	16:38:21.898
6 -	32.521	20.857	53.378	81.46	0.605	16:39:15.276
7 -	32.474	20.883	53.357 (3)	81.50	0.584	16:40:08.633
8 -	32.654	20.943	53.597	81.13	0.824	16:41:02.230
9 -	33.447	20.420	53.867	80.72	1.094	16:41:56.097
10 -	33.696	20.977	54.673	79.53	1.900	16:42:50.770
11 -	32.424	20.598	53.022 (2)	82.01	0.249	16:43:43.792
12 -	31.848	20.925	52.773 (1)	82.40		16:44:36.565

P7	39	Antony COPLEY	Kawasaki -			
IDEAL LAP TIME : 54.428		BEST LAP TIME : 54.428	DIFFERENCE : 0.000			
LAP	SECTOR 1	SECTOR 2	LAP TIME	MPH	DIFF	TIME OF DAY
1 -		22.539	1:03.959	67.98	9.531	16:34:48.515
2 -	34.381	21.840	56.221	77.34	1.793	16:35:44.736
3 -	33.578	21.415	54.993 (3)	79.07	0.565	16:36:39.729
4 -	33.155	21.273	54.428 (1)	79.89		16:37:34.157
5 -	33.988	21.608	55.596	78.21	1.168	16:38:29.753
6 -	33.465	21.817	55.282	78.66	0.854	16:39:25.035
7 -	34.056	22.500	56.556	76.89	2.128	16:40:21.591
8 -	34.536	22.119	56.655	76.75	2.227	16:41:18.246
9 -	34.296	22.139	56.435	77.05	2.007	16:42:14.681
10 -	34.497	22.005	56.502	76.96	2.074	16:43:11.183
11 -	34.164	22.059	56.223	77.34	1.795	16:44:07.406
12 -	33.351	21.614	54.965 (2)	79.11	0.537	16:45:02.371

P8	29	Aaron COADY	Kawasaki - Palmer Performance			
IDEAL LAP TIME : 55.996		BEST LAP TIME : 56.143	DIFFERENCE : 0.147			
LAP	SECTOR 1	SECTOR 2	LAP TIME	MPH	DIFF	TIME OF DAY
1 -		22.360	1:02.602	69.46	6.459	16:34:47.158
2 -	34.373	22.220	56.593	76.83	0.450	16:35:43.751
3 -	34.272	22.246	56.518 (3)	76.94	0.375	16:36:40.269
4 -	34.050	22.093	56.143 (1)	77.45		16:37:36.412
5 -	34.773	22.120	56.893	76.43	0.750	16:38:33.305

Weather / Track : Cloudy / Dry

Brands Hatch Indy
Circuit Length = 1.2079 miles
Start: 16:33 Flag 16:44 End: 16:45

BMCRC - MRO Championships 2015 - Rnd 1 @ Brands Hatch Indy

BMCRC Rookie 1000

RACE 13 - SECTOR ANALYSIS

SECTOR 1 = FL to I1, SECTOR 2 = I1 to I2, SECTOR 3 = I2 to FL, DIFF = Difference To Personal Best Lap

6 -	34.156	22.459	56.615	76.81	0.472	16:39:29.920
7 -	34.104	22.621	56.725	76.66	0.582	16:40:26.645
8 -	34.008	22.693	56.701	76.69	0.558	16:41:23.346
9 -	34.118	22.919	57.037	76.24	0.894	16:42:20.383
10 -	34.687	22.359	57.046	76.22	0.903	16:43:17.429
11 -	34.213	21.988	56.201 (2)	77.37	0.058	16:44:13.630

P9 82		Shane YOUNG		Yamaha -		
IDEAL LAP TIME : 54.959		BEST LAP TIME : 54.983		DIFFERENCE : 0.024		
LAP	SECTOR 1	SECTOR 2	LAP TIME	MPH	DIFF	TIME OF DAY
1 -		23.107	1:04.242	67.69	9.259	16:34:48.798
2 -	35.047	22.479	57.526	75.59	2.543	16:35:46.324
3 -	34.917	22.542	57.459	75.68	2.476	16:36:43.783
4 -	35.191	22.411	57.602	75.49	2.619	16:37:41.385
5 -	34.292	22.329	56.621	76.80	1.638	16:38:38.006
6 -	33.848	22.550	56.398 (2)	77.10	1.415	16:39:34.404
7 -	34.378	22.402	56.780	76.58	1.797	16:40:31.184
8 -	33.979	22.794	56.773	76.59	1.790	16:41:27.957
9 -	34.265	22.243	56.508 (3)	76.95	1.525	16:42:24.465
10 -	34.764	21.765	56.529	76.92	1.546	16:43:20.994
11 -	33.194	21.789	54.983 (1)	79.08		16:44:15.977

P10 70		Andrew JOHNSTON		Kawasaki - ePayMe.co.uk		
IDEAL LAP TIME : 55.603		BEST LAP TIME : 55.603		DIFFERENCE : 0.000		
LAP	SECTOR 1	SECTOR 2	LAP TIME	MPH	DIFF	TIME OF DAY
1 -		22.779	1:06.150	65.73	10.547	16:34:50.706
2 -	35.539	22.087	57.626	75.46	2.023	16:35:48.332
3 -	34.871	22.162	57.033	76.24	1.430	16:36:45.365
4 -	34.903	22.545	57.448	75.69	1.845	16:37:42.813
5 -	34.949	22.051	57.000	76.29	1.397	16:38:39.813
6 -	34.205	22.153	56.358	77.16	0.755	16:39:36.171
7 -	34.444	21.902	56.346 (3)	77.17	0.743	16:40:32.517
8 -	34.837	22.320	57.157	76.08	1.554	16:41:29.674
9 -	34.511	21.785	56.296 (2)	77.24	0.693	16:42:25.970
10 -	35.073	21.838	56.911	76.41	1.308	16:43:22.881
11 -	33.968	21.635	55.603 (1)	78.20		16:44:18.484

P11 69		Patrick ABBONDANZA		Kawasaki -		
IDEAL LAP TIME :		BEST LAP TIME : 56.456		DIFFERENCE :		
LAP	SECTOR 1	SECTOR 2	LAP TIME	MPH	DIFF	TIME OF DAY
1 -			1:05.044	66.85	8.588	16:34:49.600
2 -			57.294	75.89	0.838	16:35:46.894
3 -			57.544	75.57	1.088	16:36:44.438
4 -			57.341	75.83	0.885	16:37:41.779
5 -			57.011 (3)	76.27	0.555	16:38:38.790
6 -			56.953 (2)	76.35	0.497	16:39:35.743
7 -			56.456 (1)	77.02		16:40:32.199
8 -			57.060	76.21	0.604	16:41:29.259
9 -			57.134	76.11	0.678	16:42:26.393
10 -			59.093	73.58	2.637	16:43:25.486
11 -			58.420	74.43	1.964	16:44:23.906

P12 49		David GROOME		Suzuki -		
IDEAL LAP TIME : 56.308		BEST LAP TIME : 56.338		DIFFERENCE : 0.030		
LAP	SECTOR 1	SECTOR 2	LAP TIME	MPH	DIFF	TIME OF DAY
1 -		22.763	1:05.322	66.57	8.984	16:34:49.878
2 -	35.894	22.107	58.001	74.97	1.663	16:35:47.879
3 -	34.428	22.679	57.107 (3)	76.14	0.769	16:36:44.986
4 -	36.081	22.181	58.262	74.63	1.924	16:37:43.248
5 -	34.201	22.471	56.672 (2)	76.73	0.334	16:38:39.920

Weather / Track : Cloudy / Dry

Brands Hatch Indy
Circuit Length = 1.2079 miles
Start: 16:33 Flag 16:44 End: 16:45

BMCRC - MRO Championships 2015 - Rnd 1 @ Brands Hatch Indy

BMCRC Rookie 1000

RACE 13 - SECTOR ANALYSIS

SECTOR 1 = FL to I1, SECTOR 2 = I1 to I2, SECTOR 3 = I2 to FL, DIFF = Difference To Personal Best Lap

6 -	34.776	22.690	57.466	75.67	1.128	16:39:37.386
7 -	34.566	22.606	57.172	76.06	0.834	16:40:34.558
8 -	34.203	22.135	56.338 (1)	77.18		16:41:30.896
9 -	34.661	22.516	57.177	76.05	0.839	16:42:28.073
10 -	34.578	23.678	58.256	74.64	1.918	16:43:26.329
11 -	34.726	23.144	57.870	75.14	1.532	16:44:24.199

P13 15 Ben CATT			Suzuki -			
IDEAL LAP TIME : 56.210		BEST LAP TIME : 56.571		DIFFERENCE : 0.361		
LAP	SECTOR 1	SECTOR 2	LAP TIME	MPH	DIFF	TIME OF DAY
1 -		22.664	1:04.483	67.43	7.912	16:34:49.039
2 -	35.231	22.250	57.481	75.65	0.910	16:35:46.520
3 -	35.296	22.360	57.656	75.42	1.085	16:36:44.176
4 -	36.019	22.106	58.125	74.81	1.554	16:37:42.301
5 -	34.590	22.288	56.878 (3)	76.45	0.307	16:38:39.179
6 -	34.248	22.698	56.946	76.36	0.375	16:39:36.125
7 -	34.843	21.962	56.805 (2)	76.55	0.234	16:40:32.930
8 -	34.614	22.578	57.192	76.03	0.621	16:41:30.122
9 -	34.393	22.178	56.571 (1)	76.86		16:42:26.693
10 -	35.644	23.554	59.198	73.45	2.627	16:43:25.891
11 -	35.409	23.156	58.565	74.25	1.994	16:44:24.456

P14 72 Jim DAVIES			Yamaha -			
IDEAL LAP TIME : 57.737		BEST LAP TIME : 57.737		DIFFERENCE : 0.000		
LAP	SECTOR 1	SECTOR 2	LAP TIME	MPH	DIFF	TIME OF DAY
1 -		23.996	1:10.208	61.93	12.471	16:34:54.764
2 -	37.694	23.459	1:01.153	71.11	3.416	16:35:55.917
3 -	37.849	23.527	1:01.376	70.85	3.639	16:36:57.293
4 -	36.795	23.165	59.960	72.52	2.223	16:37:57.253
5 -	36.376	23.551	59.927	72.56	2.190	16:38:57.180
6 -	36.499	22.781	59.280	73.35	1.543	16:39:56.460
7 -	36.303	23.047	59.350	73.27	1.613	16:40:55.810
8 -	35.725	22.771	58.496 (3)	74.34	0.759	16:41:54.306
9 -	36.227	23.003	59.230	73.41	1.493	16:42:53.536
10 -	35.495	22.691	58.186 (2)	74.73	0.449	16:43:51.722
11 -	35.095	22.642	57.737 (1)	75.31		16:44:49.459

P15 26 Eiren LONGWILL			Honda -			
IDEAL LAP TIME : 58.471		BEST LAP TIME : 58.892		DIFFERENCE : 0.421		
LAP	SECTOR 1	SECTOR 2	LAP TIME	MPH	DIFF	TIME OF DAY
1 -		24.705	1:11.257	61.02	12.365	16:34:55.813
2 -	37.803	23.546	1:01.349	70.88	2.457	16:35:57.162
3 -	37.250	23.949	1:01.199	71.05	2.307	16:36:58.361
4 -	37.662	24.205	1:01.867	70.28	2.975	16:38:00.228
5 -	37.180	23.682	1:00.862	71.45	1.970	16:39:01.090
6 -	36.662	23.383	1:00.045	72.42	1.153	16:40:01.135
7 -	36.537	23.608	1:00.145	72.30	1.253	16:41:01.280
8 -	35.686	23.208	58.894 (2)	73.83	0.002	16:42:00.174
9 -	36.244	22.886	59.130	73.54	0.238	16:42:59.304
10 -	35.910	22.982	58.892 (1)	73.84		16:43:58.196
11 -	35.585	23.404	58.989 (3)	73.71	0.097	16:44:57.185

P16 181 Mark WHITE			Yamaha -			
IDEAL LAP TIME : 59.673		BEST LAP TIME : 59.805		DIFFERENCE : 0.132		
LAP	SECTOR 1	SECTOR 2	LAP TIME	MPH	DIFF	TIME OF DAY
1 -		24.269	1:09.734	62.35	9.929	16:34:54.290
2 -	37.642	24.220	1:01.862	70.29	2.057	16:35:56.152
3 -	38.031	23.738	1:01.769	70.40	1.964	16:36:57.921
4 -	37.827	23.933	1:01.760	70.41	1.955	16:37:59.681
5 -	36.801	23.677	1:00.478	71.90	0.673	16:39:00.159

Weather / Track : Cloudy / Dry

Brands Hatch Indy
Circuit Length = 1.2079 miles
Start: 16:33 Flag 16:44 End: 16:45

BMCRC - MRO Championships 2015 - Rnd 1 @ Brands Hatch Indy

BMCRC Rookie 1000

RACE 13 - SECTOR ANALYSIS

SECTOR 1 = FL to I1, SECTOR 2 = I1 to I2, SECTOR 3 = I2 to FL, DIFF = Difference To Personal Best Lap

6 -	37.011	23.629	1:00.640	71.71	0.835	16:40:00.799
7 -	36.552	24.138	1:00.690	71.65	0.885	16:41:01.489
8 -	36.977	23.270	1:00.247 (2)	72.17	0.442	16:42:01.736
9 -	37.000	23.378	1:00.378	72.02	0.573	16:43:02.114
10 -	36.684	23.121	59.805 (1)	72.71		16:44:01.919
11 -	36.687	23.658	1:00.345 (3)	72.06	0.540	16:45:02.264

P17 108		Paul BARNARD		Yamaha -		
IDEAL LAP TIME : 1:01.010		BEST LAP TIME : 1:01.040		DIFFERENCE : 0.030		
LAP	SECTOR 1	SECTOR 2	LAP TIME	MPH	DIFF	TIME OF DAY
1 -		25.284	1:08.871	63.14	7.831	16:34:53.427
2 -	37.428	24.831	1:02.259	69.84	1.219	16:35:55.686
3 -	37.128	24.921	1:02.049	70.08	1.009	16:36:57.735
4 -	37.218	24.974	1:02.192	69.92	1.152	16:37:59.927
5 -	36.694	24.917	1:01.611	70.58	0.571	16:39:01.538
6 -	37.039	24.722	1:01.761	70.41	0.721	16:40:03.299
7 -	36.817	24.742	1:01.559 (3)	70.64	0.519	16:41:04.858
8 -	36.739	24.422	1:01.161 (2)	71.10	0.121	16:42:06.019
9 -	37.337	24.509	1:01.846	70.31	0.806	16:43:07.865
10 -	36.724	24.316	1:01.040 (1)	71.24		16:44:08.905
11 -	37.212	24.427	1:01.639	70.54	0.599	16:45:10.544

P18 44		Kevan BARRETT		Kawasaki - LKJ contracts		
IDEAL LAP TIME : 1:02.708		BEST LAP TIME : 1:03.030		DIFFERENCE : 0.322		
LAP	SECTOR 1	SECTOR 2	LAP TIME	MPH	DIFF	TIME OF DAY
1 -		25.222	1:11.146	61.12	8.116	16:34:55.702
2 -	38.587	24.588	1:03.175 (2)	68.83	0.145	16:35:58.877
3 -	38.120	24.910	1:03.030 (1)	68.99		16:37:01.907
4 -	38.817	24.762	1:03.579	68.39	0.549	16:38:05.486
5 -	38.824	25.201	1:04.025	67.92	0.995	16:39:09.511
6 -	38.582	24.698	1:03.280 (3)	68.72	0.250	16:40:12.791
7 -	39.158	24.744	1:03.902	68.05	0.872	16:41:16.693
8 -	39.398	25.295	1:04.693	67.21	1.663	16:42:21.386
9 -	39.854	25.287	1:05.141	66.75	2.111	16:43:26.527
10 -	39.123	25.079	1:04.202	67.73	1.172	16:44:30.729

P19 16		Andrew CATT		Suzuki - BC Landscapes		
IDEAL LAP TIME : 56.707		BEST LAP TIME : 57.156		DIFFERENCE : 0.449		
LAP	SECTOR 1	SECTOR 2	LAP TIME	MPH	DIFF	TIME OF DAY
1 -		23.293	1:07.204	64.70	10.048	16:34:51.760
2 -	34.792	23.054	57.846	75.17	0.690	16:35:49.606
3 -	34.693	22.555	57.248 (2)	75.96	0.092	16:36:46.854
4 -	34.484	22.872	57.356 (3)	75.81	0.200	16:37:44.210
5 -	35.331	22.223	57.554	75.55	0.398	16:38:41.764
6 -	35.056	22.707	57.763	75.28	0.607	16:39:39.527
7 -	35.028	22.350	57.378	75.78	0.222	16:40:36.905
8 -	34.770	22.386	57.156 (1)	76.08		16:41:34.061

P20 98		Antoni LOCH		Honda -		
IDEAL LAP TIME : 54.349		BEST LAP TIME : 54.349		DIFFERENCE : 0.000		
LAP	SECTOR 1	SECTOR 2	LAP TIME	MPH	DIFF	TIME OF DAY
1 -		21.892	1:01.856	70.30	7.507	16:34:46.412
2 -	33.855	21.800	55.655 (3)	78.13	1.306	16:35:42.067
3 -	32.901	22.197	55.098 (2)	78.92	0.749	16:36:37.165
4 -	32.568	21.781	54.349 (1)	80.01		16:37:31.514
5 -	33.053	23.431	56.484	76.98	2.135	16:38:27.998

Weather / Track : Cloudy / Dry

Brands Hatch Indy
Circuit Length = 1.2079 miles
Start: 16:33 Flag 16:44 End: 16:45

BMCRC - MRO Championships 2015 - Rnd 1 @ Brands Hatch Indy

BMCRC Rookie 1000

RACE 13 - BEST SECTORS

SECTOR 1			SECTOR 2			IDEAL / BEST COMPARISON						
POS	NO	NAME	TIME	NO	NAME	TIME	POS	NO	NAME	IDEAL	BEST	DIFF
1	35	CORNWALL	30.451	35	CORNWALL	20.045	1	35	CORNWALL	50.496	50.657	0.161
2	32	CHORLTON	31.351	79	HACLIN	20.285	2	79	HACLIN	51.845	51.983	0.138
3	78	HERBERT	31.391	71	OFFER	20.420	3	78	HERBERT	51.929	52.120	0.191
4	79	HACLIN	31.560	78	HERBERT	20.538	4	32	CHORLTON	52.001	52.115	0.114
5	71	OFFER	31.848	32	CHORLTON	20.650	5	71	OFFER	52.268	52.773	0.505
6	52	BARRETT	32.044	52	BARRETT	20.881	6	52	BARRETT	52.925	53.089	0.164
7	98	LOCH	32.568	39	COPLEY	21.273	7	98	LOCH	54.349	54.349	0.000
8	39	COPLEY	33.155	70	JOHNSTON	21.635	8	39	COPLEY	54.428	54.428	0.000
9	82	YOUNG	33.194	82	YOUNG	21.765	9	82	YOUNG	54.959	54.983	0.024
10	70	JOHNSTON	33.968	98	LOCH	21.781	10	70	JOHNSTON	55.603	55.603	0.000
11	29	COADY	34.008	15	CATT	21.962	11	29	COADY	55.996	56.143	0.147
12	49	GROOME	34.201	29	COADY	21.988	12	15	CATT	56.210	56.571	0.361
13	15	CATT	34.248	49	GROOME	22.107	13	49	GROOME	56.308	56.338	0.030
14	16	CATT	34.484	16	CATT	22.223	14	16	CATT	56.707	57.156	0.449
15	72	DAVIES	35.095	72	DAVIES	22.642	15	72	DAVIES	57.737	57.737	0.000
16	26	LONGWILL	35.585	26	LONGWILL	22.886	16	26	LONGWILL	58.471	58.892	0.421
17	181	WHITE	36.552	181	WHITE	23.121	17	181	WHITE	59.673	59.805	0.132
18	108	BARNARD	36.694	108	BARNARD	24.316	18	108	BARNARD	1:01.010	1:01.040	0.030
19	44	BARRETT	38.120	44	BARRETT	24.588	19	44	BARRETT	1:02.708	1:03.030	0.322
20							20	69	ABBONDANZA		56.456	

Weather / Track : Cloudy / Dry

Results can be found at www.tsl-timing.com

Brands Hatch Indy
Circuit Length = 1.2079 miles
Start: 16:33 Flag 16:44 End: 16:45

Printed - 16:46 Saturday, 28 March 2015

BMCRC - MRO Championships 2015 - Rnd 1 @ Brands Hatch Indy

BMCRC Rookie 1000

RACE 3 - GRID



ROW 8

22 | **41** Steven YOUNG

ROW 7

21 | **9** Mark O'BRIEN

20 | **98** Antoni LOCH

19 | **16** Andrew CATT

ROW 6

18 | **44** Kevan BARRETT

17 | **108** Paul BARNARD

16 | **181** Mark WHITE

ROW 5

15 | **26** Eiren LONGWILL

14 | **72** Jim DAVIES

13 | **15** Ben CATT

ROW 4

12 | **49** David GROOME

11 | **69** Patrick ABBONDANZA

10 | **70** Andrew JOHNSTON

ROW 3

9 | **82** Shane YOUNG

8 | **29** Aaron COADY

7 | **39** Antony COPLEY

ROW 2

6 | **71** Damon OFFER

5 | **52** Lee BARRETT

4 | **79** Rodney HACLIN

ROW 1

3 | **78** Shane HERBERT

2 | **32** James CHORLTON

1 | **35** Tim CORNWALL

Pole

Brands Hatch Indy
Circuit Length = 1.2079 miles

These results are provisional until the conclusion of any judicial and technical matters.

Clerk Of Course :

Timekeeper :

Results can be found at www.tsl-timing.com

Printed - 16:47 Saturday, 28 March 2015



BMCRC - MRO Championships 2015 - Rnd 1 @ Brands Hatch Indy

BMCRC Rookie 1000

RACE 3 - CLASSIFICATION



POS	NO	NAME	ENTRY	LAPS	TIME	GAP	DIFF	MPH	BEST	ON
1	35	Tim CORNWALL	Suzuki -	12	12:41.961			68.48	1:01.289	5
2	82	Shane YOUNG	Yamaha -	12	12:55.951	13.990	13.990	67.25	1:01.533	12
3	26	Eiren LONGWILL	Honda -	12	13:18.769	36.808	22.818	65.32	1:04.779	9
4	70	Andrew JOHNSTON	Kawasaki - ePayMe.co.uk	12	13:25.637	43.676	6.868	64.77	1:03.299	8
5	29	Aaron COADY	Kawasaki - Palmer Performance	12	13:30.226	48.265	4.589	64.40	1:04.272	12
6	32	James CHORLTON	Honda - We fight any claim	12	13:34.467	52.506	4.241	64.07	1:05.066	2
7	181	Mark WHITE	Yamaha -	12	13:40.493	58.532	6.026	63.59	1:06.181	8
8	15	Ben CATT	Suzuki -	11	12:53.045	1 Lap	1 Lap	61.87	1:07.210	7
9	44	Kevan BARRETT	Kawasaki - LKJ contracts	10	12:46.725	2 Laps	1 Lap	56.71	1:13.493	10

NOT CLASSIFIED

DNF	49	David GROOME	Suzuki -	8	9:03.615	4 Laps	2 Laps	63.99	1:04.397	7
DNF	69	Patrick ABBONDANZA	Kawasaki -	8	9:46.012	4 Laps	42.397	59.36	1:11.035	4
DNF	78	Shane HERBERT	Kawasaki -	4	4:15.993	8 Laps	4 Laps	67.94	1:01.692	4
DNF	98	Antoni LOCH	Honda -	4	4:19.727	8 Laps	3.734	66.97	1:01.956	4
DNF	52	Lee BARRETT	Honda - LKJ contracts	1	1:13.034	11 Laps	3 Laps	59.54	1:13.034	1
DNF	79	Rodney HACLIN	Suzuki - www.manormews.co.uk	0						

FASTEST LAP

35	Tim CORNWALL	Suzuki -	5	1:01.289	70.95 mph	114.18 kph
----	--------------	----------	---	----------	-----------	------------

90% of Race Speed = 61.63 mph

Weather / Track : Cloudy / Wet

These results are provisional until the conclusion of any judicial and technical matters.

Brands Hatch Indy

Circuit Length = 1.2079 miles

Start: 11:43 Flag 11:56 End: 11:57

Clerk Of Course :

Timekeeper :

Results can be found at www.tsl-timing.com

Printed - 11:57 Sunday, 29 March 2015



BMCRC - MRO Championships 2015 - Rnd 1 @ Brands Hatch Indy

BMCRC Rookie 1000

RACE 3 - LAP CHART

LAP 1 @ 11:44:54.096

NO	BEHIND	LAP TIME
78		1:07.343
35	0.481	1:07.824
98	4.110	1:11.453
32	4.619	1:11.962
82	5.359	1:12.702
52	5.691	1:13.034
26	7.583	1:14.926
49	10.359	1:17.702
69	10.518	1:17.861
181	10.632	1:17.975
29	11.000	1:18.343
70	11.477	1:18.820
15	12.951	1:20.294
44	15.460	1:22.803

LAP 2 @ 11:45:58.056

NO	BEHIND	LAP TIME
35		1:03.479
78	0.084	1:04.044
98	4.003	1:03.853
32	5.725	1:05.066
82	6.283	1:04.884
26	11.651	1:08.028
181	15.910	1:09.238
49	15.966	1:09.567
70	18.592	1:11.075
69	19.179	1:12.621
29	19.348	1:12.308
15	20.875	1:11.884
44	34.409	1:22.909

LAP 3 @ 11:47:00.314

NO	BEHIND	LAP TIME
35		1:02.258
78	0.740	1:02.914
98	4.210	1:02.465
82	8.207	1:04.182
32	8.719	1:05.252
26	16.350	1:06.957
49	20.069	1:06.361
181	22.586	1:08.934
70	25.457	1:09.123
29	25.600	1:08.510
69	28.056	1:11.135
15	28.662	1:10.045
44	49.802	1:17.651

LAP 4 @ 11:48:02.108

NO	BEHIND	LAP TIME
35		1:01.794
78	0.638	1:01.692
98	4.372	1:01.956
82	9.825	1:03.412
32	13.780	1:06.855
26	19.859	1:05.303
49	24.933	1:06.658
181	28.948	1:08.156
29	30.058	1:06.252
70	31.715	1:08.052
69	37.297	1:11.035

15 37.762 1:10.894

LAP 5 @ 11:49:03.397

NO	BEHIND	LAP TIME
35		1:01.289
44	1 Lap	1:15.718
82	14.151	1:05.615
32	19.983	1:07.492
26	24.168	1:05.598
49	31.394	1:07.750
29	36.346	1:07.577
181	36.425	1:08.766
70	37.984	1:07.558
69	48.101	1:12.093
15	48.515	1:12.042

LAP 6 @ 11:50:04.871

NO	BEHIND	LAP TIME
35		1:01.474
44	1 Lap	1:15.340
82	16.827	1:04.150
32	27.022	1:08.513
26	28.018	1:05.324
49	36.467	1:06.547
29	41.381	1:06.509
181	42.034	1:07.083
70	43.488	1:06.978
15	55.026	1:07.985
69	1:00.230	1:13.603

LAP 7 @ 11:51:08.390

NO	BEHIND	LAP TIME
35		1:03.519
82	16.265	1:02.957
44	1 Lap	1:14.238
26	30.958	1:06.459
32	31.439	1:07.936
49	37.345	1:04.397
29	44.823	1:06.961
181	44.848	1:06.333
70	44.994	1:05.025
15	58.717	1:07.210

LAP 8 @ 11:52:12.877

NO	BEHIND	LAP TIME
35		1:04.487
69	1 Lap	1:11.205
82	15.180	1:03.402
26	32.659	1:06.188
32	37.033	1:10.081
49	37.491	1:04.633
44	1 Lap	1:15.415
70	43.806	1:03.299
29	44.671	1:04.335
181	46.542	1:06.181
15	1:02.043	1:07.813

LAP 9 @ 11:53:16.107

NO	BEHIND	LAP TIME
35		1:03.230
69	1 Lap	1:16.459

82 17.239 1:05.289

26 34.208 1:04.779

32 42.150 1:08.347

70 44.664 1:04.088

29 47.232 1:05.791

44 1 Lap 1:14.595

181 49.640 1:06.328

LAP 10 @ 11:54:20.606

NO	BEHIND	LAP TIME
35		1:04.499
15	1 Lap	1:08.746
82	17.733	1:04.993
26	35.192	1:05.483
70	44.202	1:04.037
32	45.599	1:07.948
29	47.018	1:04.285
181	52.223	1:07.082
44	1 Lap	1:14.563

LAP 11 @ 11:55:23.756

NO	BEHIND	LAP TIME
35		1:03.150
15	1 Lap	1:08.191
82	17.415	1:02.832
26	36.917	1:04.875
70	44.741	1:03.689
29	48.951	1:05.083
32	49.824	1:07.375
181	56.700	1:07.627

LAP 12 @ 11:56:28.714

NO	BEHIND	LAP TIME
35		1:04.958
44	2 Laps	1:13.493
15	1 Lap	1:07.941
82	13.990	1:01.533
26	36.808	1:04.849
70	43.676	1:03.893
29	48.265	1:04.272
32	52.506	1:07.640
181	58.532	1:06.790

Weather / Track : Cloudy / Wet

Results can be found at www.tsl-timing.com

Brands Hatch Indy
Circuit Length = 1.2079 miles
Start: 11:43 Flag 11:56 End: 11:57

Printed - 11:58 Sunday, 29 March 2015

BMCRC - MRO Championships 2015 - Rnd 1 @ Brands Hatch Indy

BMCRC Rookie 1000

RACE 3 - SECTOR ANALYSIS

SECTOR 1 = FL to I1, SECTOR 2 = I1 to I2, SECTOR 3 = I2 to FL, DIFF = Difference To Personal Best Lap

P1 35		Tim CORNWALL		Suzuki -		
IDEAL LAP TIME : 1:00.977		BEST LAP TIME : 1:01.289		DIFFERENCE : 0.312		
LAP	SECTOR 1	SECTOR 2	LAP TIME	MPH	DIFF	TIME OF DAY
1 -		24.857	1:07.824	64.11	6.535	11:44:54.577
2 -	38.569	24.910	1:03.479	68.50	2.190	11:45:58.056
3 -	37.763	24.495	1:02.258	69.84	0.969	11:47:00.314
4 -	37.373	24.421	1:01.794 (3)	70.37	0.505	11:48:02.108
5 -	36.686	24.603	1:01.289 (1)	70.95		11:49:03.397
6 -	37.183	24.291	1:01.474 (2)	70.73	0.185	11:50:04.871
7 -	38.432	25.087	1:03.519	68.46	2.230	11:51:08.390
8 -	39.381	25.106	1:04.487	67.43	3.198	11:52:12.877
9 -	37.916	25.314	1:03.230	68.77	1.941	11:53:16.107
10 -	39.490	25.009	1:04.499	67.42	3.210	11:54:20.606
11 -	38.628	24.522	1:03.150	68.86	1.861	11:55:23.756
12 -	39.398	25.560	1:04.958	66.94	3.669	11:56:28.714

P2 82		Shane YOUNG		Yamaha -		
IDEAL LAP TIME : 1:01.533		BEST LAP TIME : 1:01.533		DIFFERENCE : 0.000		
LAP	SECTOR 1	SECTOR 2	LAP TIME	MPH	DIFF	TIME OF DAY
1 -		26.342	1:12.702	59.81	11.169	11:44:59.455
2 -	39.436	25.448	1:04.884	67.02	3.351	11:46:04.339
3 -	38.770	25.412	1:04.182	67.75	2.649	11:47:08.521
4 -	38.508	24.904	1:03.412	68.57	1.879	11:48:11.933
5 -	38.594	27.021	1:05.615	66.27	4.082	11:49:17.548
6 -	39.203	24.947	1:04.150	67.78	2.617	11:50:21.698
7 -	38.347	24.610	1:02.957 (3)	69.07	1.424	11:51:24.655
8 -	38.437	24.965	1:03.402	68.58	1.869	11:52:28.057
9 -	40.976	24.313	1:05.289	66.60	3.756	11:53:33.346
10 -	39.723	25.270	1:04.993	66.90	3.460	11:54:38.339
11 -	38.319	24.513	1:02.832 (2)	69.21	1.299	11:55:41.171
12 -	37.545	23.988	1:01.533 (1)	70.67		11:56:42.704

P3 26		Eiren LONGWILL		Honda -		
IDEAL LAP TIME : 1:04.489		BEST LAP TIME : 1:04.779		DIFFERENCE : 0.290		
LAP	SECTOR 1	SECTOR 2	LAP TIME	MPH	DIFF	TIME OF DAY
1 -		26.650	1:14.926	58.03	10.147	11:45:01.679
2 -	41.646	26.382	1:08.028	63.92	3.249	11:46:09.707
3 -	41.189	25.768	1:06.957	64.94	2.178	11:47:16.664
4 -	39.993	25.310	1:05.303	66.59	0.524	11:48:21.967
5 -	39.767	25.831	1:05.598	66.29	0.819	11:49:27.565
6 -	40.102	25.222	1:05.324	66.56	0.545	11:50:32.889
7 -	40.695	25.764	1:06.459	65.43	1.680	11:51:39.348
8 -	40.856	25.332	1:06.188	65.70	1.409	11:52:45.536
9 -	39.453	25.326	1:04.779 (1)	67.12		11:53:50.315
10 -	39.574	25.909	1:05.483	66.40	0.704	11:54:55.798
11 -	39.267	25.608	1:04.875 (3)	67.03	0.096	11:56:00.673
12 -	39.351	25.498	1:04.849 (2)	67.05	0.070	11:57:05.522

P4 70		Andrew JOHNSTON		Kawasaki - ePayMe.co.uk		
IDEAL LAP TIME : 1:03.299		BEST LAP TIME : 1:03.299		DIFFERENCE : 0.000		
LAP	SECTOR 1	SECTOR 2	LAP TIME	MPH	DIFF	TIME OF DAY
1 -		28.364	1:18.820	55.17	15.521	11:45:05.573
2 -	43.600	27.475	1:11.075	61.18	7.776	11:46:16.648
3 -	42.141	26.982	1:09.123	62.91	5.824	11:47:25.771
4 -	41.906	26.146	1:08.052	63.90	4.753	11:48:33.823
5 -	41.273	26.285	1:07.558	64.36	4.259	11:49:41.381
6 -	41.394	25.584	1:06.978	64.92	3.679	11:50:48.359
7 -	39.764	25.261	1:05.025	66.87	1.726	11:51:53.384
8 -	38.711	24.588	1:03.299 (1)	68.69		11:52:56.683
9 -	39.404	24.684	1:04.088	67.85	0.789	11:54:00.771

Weather / Track : Cloudy / Wet

Brands Hatch Indy
Circuit Length = 1.2079 miles
Start: 11:43 Flag 11:56 End: 11:57

BMCRC - MRO Championships 2015 - Rnd 1 @ Brands Hatch Indy

BMCRC Rookie 1000

RACE 3 - SECTOR ANALYSIS

SECTOR 1 = FL to I1, SECTOR 2 = I1 to I2, SECTOR 3 = I2 to FL, DIFF = Difference To Personal Best Lap

10 -	39.098	24.939	1:04.037	67.90	0.738	11:55:04.808
11 -	39.027	24.662	1:03.689 (2)	68.27	0.390	11:56:08.497
12 -	39.018	24.875	1:03.893 (3)	68.06	0.594	11:57:12.390

P5 29		Aaron COADY		Kawasaki - Palmer Performance			
IDEAL LAP TIME : 1:04.122		BEST LAP TIME : 1:04.272		DIFFERENCE : 0.150			
LAP	SECTOR 1	SECTOR 2	LAP TIME	MPH	DIFF	TIME OF DAY	
1 -		28.883	1:18.343	55.50	14.071	11:45:05.096	
2 -	44.128	28.180	1:12.308	60.14	8.036	11:46:17.404	
3 -	41.685	26.825	1:08.510	63.47	4.238	11:47:25.914	
4 -	40.405	25.847	1:06.252	65.63	1.980	11:48:32.166	
5 -	40.639	26.938	1:07.577	64.35	3.305	11:49:39.743	
6 -	40.477	26.032	1:06.509	65.38	2.237	11:50:46.252	
7 -	41.207	25.754	1:06.961	64.94	2.689	11:51:53.213	
8 -	39.154	25.181	1:04.335 (3)	67.59	0.063	11:52:57.548	
9 -	39.573	26.218	1:05.791	66.09	1.519	11:54:03.339	
10 -	39.317	24.968	1:04.285 (2)	67.64	0.013	11:55:07.624	
11 -	39.813	25.270	1:05.083	66.81	0.811	11:56:12.707	
12 -	39.177	25.095	1:04.272 (1)	67.65		11:57:16.979	

P6 32		James CHORLTON		Honda - We fight any claim			
IDEAL LAP TIME : 1:05.066		BEST LAP TIME : 1:05.066		DIFFERENCE : 0.000			
LAP	SECTOR 1	SECTOR 2	LAP TIME	MPH	DIFF	TIME OF DAY	
1 -		26.270	1:11.962	60.42	6.896	11:44:58.715	
2 -	39.811	25.255	1:05.066 (1)	66.83		11:46:03.781	
3 -	39.835	25.417	1:05.252 (2)	66.64	0.186	11:47:09.033	
4 -	40.568	26.287	1:06.855 (3)	65.04	1.789	11:48:15.888	
5 -	41.247	26.245	1:07.492	64.43	2.426	11:49:23.380	
6 -	42.107	26.406	1:08.513	63.47	3.447	11:50:31.893	
7 -	41.657	26.279	1:07.936	64.01	2.870	11:51:39.829	
8 -	42.319	27.762	1:10.081	62.05	5.015	11:52:49.910	
9 -	41.429	26.918	1:08.347	63.62	3.281	11:53:58.257	
10 -	41.701	26.247	1:07.948	63.99	2.882	11:55:06.205	
11 -	41.374	26.001	1:07.375	64.54	2.309	11:56:13.580	
12 -	40.786	26.854	1:07.640	64.29	2.574	11:57:21.220	

P7 181		Mark WHITE		Yamaha -			
IDEAL LAP TIME : 1:05.213		BEST LAP TIME : 1:06.181		DIFFERENCE : 0.968			
LAP	SECTOR 1	SECTOR 2	LAP TIME	MPH	DIFF	TIME OF DAY	
1 -		28.365	1:17.975	55.76	11.794	11:45:04.728	
2 -	42.649	26.589	1:09.238	62.80	3.057	11:46:13.966	
3 -	41.954	26.980	1:08.934	63.08	2.753	11:47:22.900	
4 -	41.685	26.471	1:08.156	63.80	1.975	11:48:31.056	
5 -	41.326	27.440	1:08.766	63.23	2.585	11:49:39.822	
6 -	41.080	26.003	1:07.083	64.82	0.902	11:50:46.905	
7 -	39.534	26.799	1:06.333 (3)	65.55	0.152	11:51:53.238	
8 -	40.194	25.987	1:06.181 (1)	65.70		11:52:59.419	
9 -	40.649	25.679	1:06.328 (2)	65.56	0.147	11:54:05.747	
10 -	41.081	26.001	1:07.082	64.82	0.901	11:55:12.829	
11 -	41.079	26.548	1:07.627	64.30	1.446	11:56:20.456	
12 -	40.544	26.246	1:06.790	65.10	0.609	11:57:27.246	

P8 15		Ben CATT		Suzuki -			
IDEAL LAP TIME : 1:07.001		BEST LAP TIME : 1:07.210		DIFFERENCE : 0.209			
LAP	SECTOR 1	SECTOR 2	LAP TIME	MPH	DIFF	TIME OF DAY	
1 -		29.088	1:20.294	54.15	13.084	11:45:07.047	
2 -	44.104	27.780	1:11.884	60.49	4.674	11:46:18.931	
3 -	42.098	27.947	1:10.045	62.08	2.835	11:47:28.976	
4 -	42.844	28.050	1:10.894	61.33	3.684	11:48:39.870	
5 -	43.298	28.744	1:12.042	60.36	4.832	11:49:51.912	

Weather / Track : Cloudy / Wet

Brands Hatch Indy
Circuit Length = 1.2079 miles
Start: 11:43 Flag 11:56 End: 11:57

BMCRC - MRO Championships 2015 - Rnd 1 @ Brands Hatch Indy

BMCRC Rookie 1000

RACE 3 - SECTOR ANALYSIS

SECTOR 1 = FL to I1, SECTOR 2 = I1 to I2, SECTOR 3 = I2 to FL, DIFF = Difference To Personal Best Lap

6 -	41.415	26.570	1:07.985	63.96	0.775	11:50:59.897
7 -	40.433	26.777	1:07.210 (1)	64.70		11:52:07.107
8 -	40.777	27.036	1:07.813 (2)	64.12	0.603	11:53:14.920
9 -	41.970	26.776	1:08.746	63.25	1.536	11:54:23.666
10 -	41.162	27.029	1:08.191	63.77	0.981	11:55:31.857
11 -	41.373	26.568	1:07.941 (3)	64.00	0.731	11:56:39.798

P9	44	Kevan BARRETT	Kawasaki - LKJ contracts
IDEAL LAP TIME : 1:13.362		BEST LAP TIME : 1:13.493	DIFFERENCE : 0.131

LAP	SECTOR 1	SECTOR 2	LAP TIME	MPH	DIFF	TIME OF DAY
1 -		29.602	1:22.803	52.51	9.310	11:45:09.556
2 -	50.855	32.054	1:22.909	52.45	9.416	11:46:32.465
3 -	47.922	29.729	1:17.651	56.00	4.158	11:47:50.116
4 -	46.437	29.281	1:15.718	57.43	2.225	11:49:05.834
5 -	46.254	29.086	1:15.340	57.71	1.847	11:50:21.174
6 -	45.854	28.384	1:14.238 (2)	58.57	0.745	11:51:35.412
7 -	45.816	29.599	1:15.415	57.66	1.922	11:52:50.827
8 -	45.870	28.725	1:14.595	58.29	1.102	11:54:05.422
9 -	45.927	28.636	1:14.563 (3)	58.32	1.070	11:55:19.985
10 -	44.978	28.515	1:13.493 (1)	59.17		11:56:33.478

P10	49	David GROOME	Suzuki -
IDEAL LAP TIME : 1:04.158		BEST LAP TIME : 1:04.397	DIFFERENCE : 0.239

LAP	SECTOR 1	SECTOR 2	LAP TIME	MPH	DIFF	TIME OF DAY
1 -		28.521	1:17.702	55.96	13.305	11:45:04.455
2 -	42.399	27.168	1:09.567	62.50	5.170	11:46:14.022
3 -	39.714	26.647	1:06.361 (3)	65.52	1.964	11:47:20.383
4 -	40.724	25.934	1:06.658	65.23	2.261	11:48:27.041
5 -	41.059	26.691	1:07.750	64.18	3.353	11:49:34.791
6 -	40.143	26.404	1:06.547	65.34	2.150	11:50:41.338
7 -	38.852	25.545	1:04.397 (1)	67.52		11:51:45.735
8 -	38.613	26.020	1:04.633 (2)	67.28	0.236	11:52:50.368

P11	69	Patrick ABBONDANZA	Kawasaki -
IDEAL LAP TIME : 1:10.815		BEST LAP TIME : 1:11.035	DIFFERENCE : 0.220

LAP	SECTOR 1	SECTOR 2	LAP TIME	MPH	DIFF	TIME OF DAY
1 -		28.858	1:17.861	55.85	6.826	11:45:04.614
2 -	44.390	28.231	1:12.621	59.88	1.586	11:46:17.235
3 -	42.812	28.323	1:11.135 (2)	61.13	0.100	11:47:28.370
4 -	42.870	28.165	1:11.035 (1)	61.21		11:48:39.405
5 -	43.284	28.809	1:12.093	60.31	1.058	11:49:51.498
6 -	44.027	29.576	1:13.603	59.08	2.568	11:51:05.101
7 -	43.202	28.003	1:11.205 (3)	61.07	0.170	11:52:16.306
8 -	44.520	31.939	1:16.459	56.87	5.424	11:53:32.765

P12	78	Shane HERBERT	Kawasaki -
IDEAL LAP TIME : 1:01.398		BEST LAP TIME : 1:01.692	DIFFERENCE : 0.294

LAP	SECTOR 1	SECTOR 2	LAP TIME	MPH	DIFF	TIME OF DAY
1 -		25.088	1:07.343	64.57	5.651	11:44:54.096
2 -	38.784	25.260	1:04.044 (3)	67.90	2.352	11:45:58.140
3 -	38.199	24.715	1:02.914 (2)	69.11	1.222	11:47:01.054
4 -	37.325	24.367	1:01.692 (1)	70.48		11:48:02.746

P13	98	Antoni LOCH	Honda -
IDEAL LAP TIME : 1:01.956		BEST LAP TIME : 1:01.956	DIFFERENCE : 0.000

LAP	SECTOR 1	SECTOR 2	LAP TIME	MPH	DIFF	TIME OF DAY
1 -		25.888	1:11.453	60.85	9.497	11:44:58.206
2 -	39.220	24.633	1:03.853 (3)	68.10	1.897	11:46:02.059
3 -	37.860	24.605	1:02.465 (2)	69.61	0.509	11:47:04.524

Weather / Track : Cloudy / Wet

Brands Hatch Indy
Circuit Length = 1.2079 miles
Start: 11:43 Flag 11:56 End: 11:57

BMCRC - MRO Championships 2015 - Rnd 1 @ Brands Hatch Indy

BMCRC Rookie 1000

RACE 3 - SECTOR ANALYSIS

SECTOR 1 = FL to I1, SECTOR 2 = I1 to I2, SECTOR 3 = I2 to FL, DIFF = Difference To Personal Best Lap

4 - 37.520 24.436 1:01.956 (1) 70.18 11:48:06.480

P14	52	Lee BARRETT	Honda - LKJ contracts			
IDEAL LAP TIME :		BEST LAP TIME : 1:13.034		DIFFERENCE :		
LAP	SECTOR 1	SECTOR 2	LAP TIME	MPH	DIFF	TIME OF DAY
1 -		26.479	1:13.034 (1)	59.54		11:44:59.787

BMCRC - MRO Championships 2015 - Rnd 1 @ Brands Hatch Indy

BMCRC Rookie 1000

RACE 3 - BEST SECTORS

SECTOR 1			SECTOR 2			IDEAL / BEST COMPARISON						
POS	NO	NAME	TIME	NO	NAME	TIME	POS	NO	NAME	IDEAL	BEST	DIFF
									PERFECT LAP	1:00.674		
1	35	CORNWALL	36.686	82	YOUNG	23.988	1	35	CORNWALL	1:00.977	1:01.289	0.312
2	78	HERBERT	37.031	35	CORNWALL	24.291	2	78	HERBERT	1:01.398	1:01.692	0.294
3	98	LOCH	37.520	78	HERBERT	24.367	3	82	YOUNG	1:01.533	1:01.533	0.000
4	82	YOUNG	37.545	98	LOCH	24.436	4	98	LOCH	1:01.956	1:01.956	0.000
5	49	GROOME	38.613	70	JOHNSTON	24.588	5	70	JOHNSTON	1:03.299	1:03.299	0.000
6	70	JOHNSTON	38.711	29	COADY	24.968	6	29	COADY	1:04.122	1:04.272	0.150
7	29	COADY	39.154	26	LONGWILL	25.222	7	49	GROOME	1:04.158	1:04.397	0.239
8	26	LONGWILL	39.267	32	CHORLTON	25.255	8	26	LONGWILL	1:04.489	1:04.779	0.290
9	181	WHITE	39.534	49	GROOME	25.545	9	32	CHORLTON	1:05.066	1:05.066	0.000
10	32	CHORLTON	39.811	181	WHITE	25.679	10	181	WHITE	1:05.213	1:06.181	0.968
11	15	CATT	40.433	52	BARRETT	26.479	11	15	CATT	1:07.001	1:07.210	0.209
12	69	ABBONDANZA	42.812	15	CATT	26.568	12	69	ABBONDANZA	1:10.815	1:11.035	0.220
13	44	BARRETT	44.978	69	ABBONDANZA	28.003	13	44	BARRETT	1:13.362	1:13.493	0.131
14				44	BARRETT	28.384	14	52	BARRETT		1:13.034	
15												

Weather / Track : Cloudy / Wet

Results can be found at www.tsl-timing.com

Brands Hatch Indy
Circuit Length = 1.2079 miles
Start: 11:43 Flag 11:56 End: 11:57

Printed - 11:58 Sunday, 29 March 2015


BMCRC - MRO Championships 2015 - Rnd 1 @ Brands Hatch Indy

BMCRC Rookie 1000

RACE 13 - GRID



ROW 7					19	108	Paul BARNARD			
ROW 6	18	72	Jim DAVIES	17	39	Antony COPLEY	16	71	Damon OFFER	
ROW 5		15	79	Rodney HACLIN	14	52	Lee BARRETT	13	98	Antoni LOCH
ROW 4	12	78	Shane HERBERT	11	69	Patrick ABBONDANZA	10	49	David GROOME	
ROW 3		9	44	Kevan BARRETT	8	15	Ben CATT	7	181	Mark WHITE
ROW 2	6	32	James CHORLTON	5	29	Aaron COADY	4	70	Andrew JOHNSTON	
ROW 1		3	26	Eiren LONGWILL	2	82	Shane YOUNG	1	35	Tim CORNWALL
									Pole	



Brands Hatch Indy
Circuit Length = 1.2079 miles

These results are provisional until the conclusion of any judicial and technical matters.

Clerk Of Course :		Timekeeper :	
-------------------	--	--------------	--

Results can be found at www.tsl-timing.com

Printed - 12:01 Sunday, 29 March 2015



BMCRC - MRO Championships 2015 - Rnd 1 @ Brands Hatch Indy

BMCRC Rookie 1000

RACE 13 - CLASSIFICATION



POS	NO	NAME	ENTRY	LAPS	TIME	GAP	DIFF	MPH	BEST	ON
1	35	Tim CORNWALL	Suzuki -	12	11:31.978			75.41	56.033	2
2	79	Rodney HACLIN	Suzuki - www.manormews.co.uk	12	11:47.680	15.702	15.702	73.73	56.027	11
3	82	Shane YOUNG	Yamaha -	12	11:52.431	20.453	4.751	73.24	57.270	10
4	29	Aaron COADY	Kawasaki - Palmer Performance	12	12:01.616	29.638	9.185	72.31	58.260	10
5	78	Shane HERBERT	Kawasaki -	12	12:01.933	29.955	0.317	72.28	58.267	10
6	49	David GROOME	Suzuki -	12	12:04.395	32.417	2.462	72.03	57.505	9
7	32	James CHORLTON	Honda - We fight any claim	12	12:05.383	33.405	0.988	71.93	56.111	11
8	26	Eiren LONGWILL	Honda -	12	12:23.431	51.453	18.048	70.19	59.694	8
9	70	Andrew JOHNSTON	Kawasaki - ePayMe.co.uk	12	12:27.284	55.306	3.853	69.83	59.690	12
10	98	Antoni LOCH	Honda -	11	11:30.641	1 Lap	1 Lap	69.26	1:00.467	6
11	15*	Ben CATT	Suzuki -	11	11:45.206	1 Lap	14.565	67.83	1:00.187	7
12	181	Mark WHITE	Yamaha -	11	11:47.847	1 Lap	2.641	67.57	1:02.042	8
13	41	Steven YOUNG	Honda -	11	11:52.342	1 Lap	4.495	67.15	59.141	11
14	44	Kevan BARRETT	Kawasaki - LKJ contracts	11	12:40.478	1 Lap	48.136	62.90	1:06.876	9

NOT CLASSIFIED

DNF	39	Antony COPLEY	Kawasaki -	11	11:03.084	1 Lap		72.13	57.810	9
-----	----	---------------	------------	----	-----------	-------	--	-------	--------	---

FASTEST LAP

	79	Rodney HACLIN	Suzuki - www.manormews.co.uk	11	56.027			77.61 mph	124.91 kph	
--	----	---------------	------------------------------	----	--------	--	--	-----------	------------	--

* No 15 - 10 second jump start penalty
90% of Race Speed = 67.86 mph

Brands Hatch Indy
Circuit Length = 1.2079 miles
Start: 15:43 Flag 15:54 End: 15:55

Weather / Track : Cloudy / Drying

These results are provisional until the conclusion of any judicial and technical matters.

Clerk Of Course :	Timekeeper :
-------------------	--------------

Results can be found at www.tsl-timing.com

Printed - 15:57 Sunday, 29 March 2015



BMCRC - MRO Championships 2015 - Rnd 1 @ Brands Hatch Indy

BMCRC Rookie 1000

RACE 13 - LAP CHART

LAP 1 @ 15:44:07.223		
NO	BEHIND	LAP TIME

35		1:02.257
82	1.041	1:03.298
29	6.313	1:08.570
26	6.336	1:08.593
79	6.688	1:08.945
78	6.853	1:09.110
39	6.969	1:09.226
70	8.259	1:10.516
98	8.411	1:10.668
32	9.829	1:12.086
49	10.108	1:12.365
181	10.598	1:12.855
44	14.587	1:16.844
41	14.765	1:17.022
15	14.789	1:17.046

LAP 2 @ 15:45:03.256		
NO	BEHIND	LAP TIME

35		56.033
82	4.152	59.144
29	11.771	1:01.491
39	12.553	1:01.617
79	12.586	1:01.931
78	13.752	1:02.932
26	14.467	1:04.164
98	14.516	1:02.138
70	14.950	1:02.724
32	18.089	1:04.293
49	18.238	1:04.163
181	19.303	1:04.738
15	22.240	1:03.484
41	26.222	1:07.490
44	28.968	1:10.414

LAP 3 @ 15:46:00.058		
NO	BEHIND	LAP TIME

35		56.802
82	6.967	59.617
29	15.326	1:00.357
79	15.527	59.743
39	16.623	1:00.872
78	17.078	1:00.128
98	18.378	1:00.664
26	20.052	1:02.387
70	20.500	1:02.352
49	22.756	1:01.320
32	23.327	1:02.040
181	25.983	1:03.482
15	27.878	1:02.440
41	36.276	1:06.856
44	41.189	1:09.023

LAP 4 @ 15:46:57.372		
NO	BEHIND	LAP TIME

35		57.314
82	9.691	1:00.038
29	18.182	1:00.170
79	18.248	1:00.035
39	18.723	59.414
78	19.127	59.363

98	21.764	1:00.700
26	24.246	1:01.508
70	24.489	1:01.303
49	24.676	59.234
32	26.182	1:00.169
181	32.858	1:04.189
15	33.255	1:02.691
41	44.762	1:05.800
44	51.906	1:08.031

LAP 5 @ 15:47:55.223		
NO	BEHIND	LAP TIME

35		57.851
82	11.692	59.852
79	18.061	57.664
39	19.672	58.800
29	19.701	59.370
78	20.077	58.801
98	24.495	1:00.582
49	25.838	59.013
26	27.895	1:01.500
70	28.020	1:01.382
32	28.389	1:00.058
181	38.785	1:03.778
15	39.472	1:04.068
41	51.430	1:04.519

LAP 6 @ 15:48:53.477		
NO	BEHIND	LAP TIME

35		58.254
44	1 Lap	1:08.498
82	12.769	59.331
79	17.052	57.245
29	21.125	59.678
39	21.498	1:00.080
78	21.591	59.768
98	26.708	1:00.467
49	27.008	59.424
70	30.196	1:00.430
26	31.312	1:01.671
32	31.441	1:01.306
15	43.350	1:02.132
181	43.749	1:03.218
41	57.065	1:03.889

LAP 7 @ 15:49:51.830		
NO	BEHIND	LAP TIME

35		58.353
82	13.100	58.684
44	1 Lap	1:07.966
79	15.557	56.858
39	21.569	58.424
29	21.736	58.964
78	22.063	58.825
49	26.298	57.643
98	29.464	1:01.109
32	32.640	59.552
70	32.761	1:00.918
26	33.613	1:00.654
15	45.184	1:00.187
181	47.997	1:02.601

LAP 8 @ 15:50:48.339		
NO	BEHIND	LAP TIME

35		56.509
41	1 Lap	1:03.774
82	15.362	58.771
79	16.088	57.040
29	24.013	58.786
39	24.398	59.338
78	24.796	59.242
44	1 Lap	1:07.888
49	27.667	57.878
98	34.811	1:01.856
32	34.825	58.694
26	36.798	59.694
70	41.344	1:05.092
15	49.387	1:00.712
181	53.530	1:02.042

LAP 9 @ 15:51:45.643		
NO	BEHIND	LAP TIME

35		57.304
41	1 Lap	1:02.229
79	15.664	56.880
82	16.383	58.325
39	24.904	57.810
29	25.240	58.531
78	25.821	58.329
49	27.868	57.505
32	34.911	57.390
44	1 Lap	1:07.490
26	40.860	1:01.366
98	40.900	1:03.393
70	44.825	1:00.785
15	53.201	1:01.118

LAP 10 @ 15:52:42.836		
NO	BEHIND	LAP TIME

35		57.193
181	1 Lap	1:03.587
79	14.963	56.492
41	1 Lap	1:01.568
82	16.460	57.270
39	26.155	58.444
29	26.307	58.260
78	26.895	58.267
49	28.353	57.678
32	34.379	56.661
26	44.645	1:00.978
44	1 Lap	1:06.876
98	48.173	1:04.466
70	48.448	1:00.816

LAP 11 @ 15:53:39.209		
NO	BEHIND	LAP TIME

35		56.373
15	1 Lap	1:01.119
181	1 Lap	1:03.061
79	14.617	56.027
82	17.781	57.694
41	1 Lap	1:00.054
29	28.485	58.551
39	28.841	59.059

78	28.943	58.421
49	30.541	58.561
32	34.117	56.111
26	48.471	1:00.199
70	53.351	1:01.276
44	1 Lap	1:07.040
98	56.398	1:04.598

LAP 12 @ 15:54:36.944		
NO	BEHIND	LAP TIME

35		57.735
15	1 Lap	1:00.209
79	15.702	58.820
181	1 Lap	1:04.296
41	1 Lap	59.141
82	20.453	1:00.407
29	29.638	58.888
78	29.955	58.747
49	32.417	59.611
32	33.405	57.023
26	51.453	1:00.717
70	55.306	59.690
44	1 Lap	1:10.408

Weather / Track : Cloudy / Drying

Results can be found at www.tsl-timing.com

Brands Hatch Indy
Circuit Length = 1.2079 miles
Start: 15:43 Flag 15:54 End: 15:55

Printed - 15:58 Sunday, 29 March 2015

BMCRC - MRO Championships 2015 - Rnd 1 @ Brands Hatch Indy

BMCRC Rookie 1000

RACE 13 - SECTOR ANALYSIS

SECTOR 1 = FL to I1, SECTOR 2 = I1 to I2, SECTOR 3 = I2 to FL, DIFF = Difference To Personal Best Lap

P1 35		Tim CORNWALL		Suzuki -		
IDEAL LAP TIME : 56.033		BEST LAP TIME : 56.033		DIFFERENCE : 0.000		
LAP	SECTOR 1	SECTOR 2	LAP TIME	MPH	DIFF	TIME OF DAY
1 -		22.631	1:02.257	69.84	6.224	15:44:07.223
2 -	33.974	22.059	56.033 (1)	77.60		15:45:03.256
3 -	34.465	22.337	56.802	76.55	0.769	15:46:00.058
4 -	34.462	22.852	57.314	75.87	1.281	15:46:57.372
5 -	35.078	22.773	57.851	75.16	1.818	15:47:55.223
6 -	35.435	22.819	58.254	74.64	2.221	15:48:53.477
7 -	35.550	22.803	58.353	74.52	2.320	15:49:51.830
8 -	34.185	22.324	56.509 (3)	76.95	0.476	15:50:48.339
9 -	34.337	22.967	57.304	75.88	1.271	15:51:45.643
10 -	34.689	22.504	57.193	76.03	1.160	15:52:42.836
11 -	34.155	22.218	56.373 (2)	77.13	0.340	15:53:39.209
12 -	34.957	22.778	57.735	75.32	1.702	15:54:36.944

P2 79		Rodney HACLIN		Suzuki - www.manormews.co.uk		
IDEAL LAP TIME : 55.333		BEST LAP TIME : 56.027		DIFFERENCE : 0.694		
LAP	SECTOR 1	SECTOR 2	LAP TIME	MPH	DIFF	TIME OF DAY
1 -		25.024	1:08.945	63.07	12.918	15:44:13.911
2 -	38.843	23.088	1:01.931	70.21	5.904	15:45:15.842
3 -	36.078	23.665	59.743	72.78	3.716	15:46:15.585
4 -	36.662	23.373	1:00.035	72.43	4.008	15:47:15.620
5 -	35.114	22.550	57.664	75.41	1.637	15:48:13.284
6 -	34.941	22.304	57.245	75.96	1.218	15:49:10.529
7 -	34.351	22.507	56.858 (3)	76.48	0.831	15:50:07.387
8 -	35.115	21.925	57.040	76.23	1.013	15:51:04.427
9 -	34.626	22.254	56.880	76.45	0.853	15:52:01.307
10 -	33.647	22.845	56.492 (2)	76.97	0.465	15:52:57.799
11 -	34.341	21.686	56.027 (1)	77.61		15:53:53.826
12 -	35.598	23.222	58.820	73.93	2.793	15:54:52.646

P3 82		Shane YOUNG		Yamaha -		
IDEAL LAP TIME : 57.270		BEST LAP TIME : 57.270		DIFFERENCE : 0.000		
LAP	SECTOR 1	SECTOR 2	LAP TIME	MPH	DIFF	TIME OF DAY
1 -		23.065	1:03.298	68.70	6.028	15:44:08.264
2 -	34.840	24.304	59.144	73.52	1.874	15:45:07.408
3 -	36.178	23.439	59.617	72.94	2.347	15:46:07.025
4 -	36.207	23.831	1:00.038	72.43	2.768	15:47:07.063
5 -	36.334	23.518	59.852	72.65	2.582	15:48:06.915
6 -	35.933	23.398	59.331	73.29	2.061	15:49:06.246
7 -	35.730	22.954	58.684	74.10	1.414	15:50:04.930
8 -	35.629	23.142	58.771	73.99	1.501	15:51:03.701
9 -	35.262	23.063	58.325 (3)	74.55	1.055	15:52:02.026
10 -	34.729	22.541	57.270 (1)	75.93		15:52:59.296
11 -	35.002	22.692	57.694 (2)	75.37	0.424	15:53:56.990
12 -	36.474	23.933	1:00.407	71.98	3.137	15:54:57.397

P4 29		Aaron COADY		Kawasaki - Palmer Performance		
IDEAL LAP TIME : 57.630		BEST LAP TIME : 58.260		DIFFERENCE : 0.630		
LAP	SECTOR 1	SECTOR 2	LAP TIME	MPH	DIFF	TIME OF DAY
1 -		25.152	1:08.570	63.41	10.310	15:44:13.536
2 -	37.642	23.849	1:01.491	70.71	3.231	15:45:15.027
3 -	36.573	23.784	1:00.357	72.04	2.097	15:46:15.384
4 -	36.569	23.601	1:00.170	72.27	1.910	15:47:15.554
5 -	36.139	23.231	59.370	73.24	1.110	15:48:14.924
6 -	36.547	23.131	59.678	72.86	1.418	15:49:14.602
7 -	36.273	22.691	58.964	73.75	0.704	15:50:13.566
8 -	35.792	22.994	58.786	73.97	0.526	15:51:12.352
9 -	35.492	23.039	58.531 (2)	74.29	0.271	15:52:10.883

Weather / Track : Cloudy / Drying

Brands Hatch Indy
Circuit Length = 1.2079 miles
Start: 15:43 Flag 15:54 End: 15:55

BMCRC - MRO Championships 2015 - Rnd 1 @ Brands Hatch Indy

BMCRC Rookie 1000

RACE 13 - SECTOR ANALYSIS

SECTOR 1 = FL to I1, SECTOR 2 = I1 to I2, SECTOR 3 = I2 to FL, DIFF = Difference To Personal Best Lap

10 -	36.122	22.138	58.260 (1)	74.64		15:53:09.143
11 -	35.561	22.990	58.551 (3)	74.27	0.291	15:54:07.694
12 -	35.910	22.978	58.888	73.84	0.628	15:55:06.582

P5 78		Shane HERBERT		Kawasaki -		
IDEAL LAP TIME : 58.003		BEST LAP TIME : 58.267		DIFFERENCE : 0.264		
LAP	SECTOR 1	SECTOR 2	LAP TIME	MPH	DIFF	TIME OF DAY
1 -		25.258	1:09.110	62.92	10.843	15:44:14.076
2 -	38.904	24.028	1:02.932	69.10	4.665	15:45:17.008
3 -	36.754	23.374	1:00.128	72.32	1.861	15:46:17.136
4 -	35.950	23.413	59.363	73.25	1.096	15:47:16.499
5 -	36.015	22.786	58.801	73.95	0.534	15:48:15.300
6 -	36.535	23.233	59.768	72.75	1.501	15:49:15.068
7 -	36.112	22.713	58.825	73.92	0.558	15:50:13.893
8 -	35.999	23.243	59.242	73.40	0.975	15:51:13.135
9 -	35.460	22.869	58.329 (2)	74.55	0.062	15:52:11.464
10 -	35.724	22.543	58.267 (1)	74.63		15:53:09.731
11 -	35.563	22.858	58.421 (3)	74.43	0.154	15:54:08.152
12 -	35.714	23.033	58.747	74.02	0.480	15:55:06.899

P6 49		David GROOME		Suzuki -		
IDEAL LAP TIME : 57.270		BEST LAP TIME : 57.505		DIFFERENCE : 0.235		
LAP	SECTOR 1	SECTOR 2	LAP TIME	MPH	DIFF	TIME OF DAY
1 -		25.327	1:12.365	60.09	14.860	15:44:17.331
2 -	39.954	24.209	1:04.163	67.77	6.658	15:45:21.494
3 -	37.160	24.160	1:01.320	70.91	3.815	15:46:22.814
4 -	35.673	23.561	59.234	73.41	1.729	15:47:22.048
5 -	36.081	22.932	59.013	73.68	1.508	15:48:21.061
6 -	35.821	23.603	59.424	73.17	1.919	15:49:20.485
7 -	34.963	22.680	57.643 (2)	75.44	0.138	15:50:18.128
8 -	34.865	23.013	57.878	75.13	0.373	15:51:16.006
9 -	34.939	22.566	57.505 (1)	75.62		15:52:13.511
10 -	34.704	22.974	57.678 (3)	75.39	0.173	15:53:11.189
11 -	35.260	23.301	58.561	74.25	1.056	15:54:09.750
12 -	35.918	23.693	59.611	72.94	2.106	15:55:09.361

P7 32		James CHORLTON		Honda - We fight any claim		
IDEAL LAP TIME : 56.111		BEST LAP TIME : 56.111		DIFFERENCE : 0.000		
LAP	SECTOR 1	SECTOR 2	LAP TIME	MPH	DIFF	TIME OF DAY
1 -		25.365	1:12.086	60.32	15.975	15:44:17.052
2 -	39.680	24.613	1:04.293	67.63	8.182	15:45:21.345
3 -	38.370	23.670	1:02.040	70.09	5.929	15:46:23.385
4 -	36.737	23.432	1:00.169	72.27	4.058	15:47:23.554
5 -	36.898	23.160	1:00.058	72.40	3.947	15:48:23.612
6 -	37.701	23.605	1:01.306	70.93	5.195	15:49:24.918
7 -	36.914	22.638	59.552	73.02	3.441	15:50:24.470
8 -	34.942	23.752	58.694	74.08	2.583	15:51:23.164
9 -	34.325	23.065	57.390	75.77	1.279	15:52:20.554
10 -	34.516	22.145	56.661 (2)	76.74	0.550	15:53:17.215
11 -	34.027	22.084	56.111 (1)	77.50		15:54:13.326
12 -	34.635	22.388	57.023 (3)	76.26	0.912	15:55:10.349

P8 26		Eiren LONGWILL		Honda -		
IDEAL LAP TIME : 59.584		BEST LAP TIME : 59.694		DIFFERENCE : 0.110		
LAP	SECTOR 1	SECTOR 2	LAP TIME	MPH	DIFF	TIME OF DAY
1 -		25.243	1:08.593	63.39	8.899	15:44:13.559
2 -	38.989	25.175	1:04.164	67.77	4.470	15:45:17.723
3 -	38.020	24.367	1:02.387	69.70	2.693	15:46:20.110
4 -	37.408	24.100	1:01.508	70.69	1.814	15:47:21.618
5 -	37.666	23.834	1:01.500	70.70	1.806	15:48:23.118

Weather / Track : Cloudy / Drying

Brands Hatch Indy
Circuit Length = 1.2079 miles
Start: 15:43 Flag 15:54 End: 15:55

BMCRC - MRO Championships 2015 - Rnd 1 @ Brands Hatch Indy

BMCRC Rookie 1000

RACE 13 - SECTOR ANALYSIS

SECTOR 1 = FL to I1, SECTOR 2 = I1 to I2, SECTOR 3 = I2 to FL, DIFF = Difference To Personal Best Lap

6 -	37.959	23.712	1:01.671	70.51	1.977	15:49:24.789
7 -	37.196	23.458	1:00.654 (3)	71.69	0.960	15:50:25.443
8 -	36.126	23.568	59.694 (1)	72.84		15:51:25.137
9 -	36.863	24.503	1:01.366	70.86	1.672	15:52:26.503
10 -	36.425	24.553	1:00.978	71.31	1.284	15:53:27.481
11 -	36.541	23.658	1:00.199 (2)	72.23	0.505	15:54:27.680
12 -	36.797	23.920	1:00.717	71.62	1.023	15:55:28.397

P9 70		Andrew JOHNSTON		Kawasaki - ePayMe.co.uk			
IDEAL LAP TIME : 59.615		BEST LAP TIME : 59.690		DIFFERENCE : 0.075			
LAP	SECTOR 1	SECTOR 2	LAP TIME	MPH	DIFF	TIME OF DAY	
1 -		24.965	1:10.516	61.66	10.826	15:44:15.482	
2 -	38.693	24.031	1:02.724	69.32	3.034	15:45:18.206	
3 -	38.724	23.628	1:02.352	69.74	2.662	15:46:20.558	
4 -	37.531	23.772	1:01.303	70.93	1.613	15:47:21.861	
5 -	38.071	23.311	1:01.382	70.84	1.692	15:48:23.243	
6 -	37.375	23.055	1:00.430 (2)	71.96	0.740	15:49:23.673	
7 -	37.815	23.103	1:00.918	71.38	1.228	15:50:24.591	
8 -	39.756	25.336	1:05.092	66.80	5.402	15:51:29.683	
9 -	37.514	23.271	1:00.785 (3)	71.54	1.095	15:52:30.468	
10 -	37.430	23.386	1:00.816	71.50	1.126	15:53:31.284	
11 -	37.799	23.477	1:01.276	70.96	1.586	15:54:32.560	
12 -	36.560	23.130	59.690 (1)	72.85		15:55:32.250	

P10 98		Antoni LOCH		Honda -			
IDEAL LAP TIME : 1:00.369		BEST LAP TIME : 1:00.467		DIFFERENCE : 0.098			
LAP	SECTOR 1	SECTOR 2	LAP TIME	MPH	DIFF	TIME OF DAY	
1 -		24.610	1:10.668	61.53	10.201	15:44:15.634	
2 -	37.694	24.444	1:02.138	69.98	1.671	15:45:17.772	
3 -	37.004	23.660	1:00.664 (3)	71.68	0.197	15:46:18.436	
4 -	36.758	23.942	1:00.700	71.64	0.233	15:47:19.136	
5 -	36.709	23.873	1:00.582 (2)	71.78	0.115	15:48:19.718	
6 -	36.792	23.675	1:00.467 (1)	71.91		15:49:20.185	
7 -	36.719	24.390	1:01.109	71.16	0.642	15:50:21.294	
8 -	37.494	24.362	1:01.856	70.30	1.389	15:51:23.150	
9 -	38.810	24.583	1:03.393	68.59	2.926	15:52:26.543	
10 -	39.223	25.243	1:04.466	67.45	3.999	15:53:31.009	
11 -	39.304	25.294	1:04.598	67.31	4.131	15:54:35.607	

P11 15		Ben CATT		Suzuki -			
IDEAL LAP TIME : 1:00.139		BEST LAP TIME : 1:00.187		DIFFERENCE : 0.048			
LAP	SECTOR 1	SECTOR 2	LAP TIME	MPH	DIFF	TIME OF DAY	
1 -		28.018	1:17.046	56.44	16.859	15:44:22.012	
2 -	38.983	24.501	1:03.484	68.49	3.297	15:45:25.496	
3 -	38.236	24.204	1:02.440	69.64	2.253	15:46:27.936	
4 -	37.787	24.904	1:02.691	69.36	2.504	15:47:30.627	
5 -	38.808	25.260	1:04.068	67.87	3.881	15:48:34.695	
6 -	37.866	24.266	1:02.132	69.98	1.945	15:49:36.827	
7 -	36.544	23.643	1:00.187 (1)	72.25		15:50:37.014	
8 -	36.931	23.781	1:00.712 (3)	71.62	0.525	15:51:37.726	
9 -	37.143	23.975	1:01.118	71.15	0.931	15:52:38.844	
10 -	37.211	23.908	1:01.119	71.14	0.932	15:53:39.963	
11 -	36.614	23.595	1:00.209 (2)	72.22	0.022	15:54:40.172	

P12 181		Mark WHITE		Yamaha -			
IDEAL LAP TIME : 1:02.042		BEST LAP TIME : 1:02.042		DIFFERENCE : 0.000			
LAP	SECTOR 1	SECTOR 2	LAP TIME	MPH	DIFF	TIME OF DAY	
1 -		25.419	1:12.855	59.68	10.813	15:44:17.821	
2 -	39.946	24.792	1:04.738	67.17	2.696	15:45:22.559	
3 -	38.898	24.584	1:03.482	68.50	1.440	15:46:26.041	

Weather / Track : Cloudy / Drying

Brands Hatch Indy
Circuit Length = 1.2079 miles
Start: 15:43 Flag 15:54 End: 15:55

BMCRC - MRO Championships 2015 - Rnd 1 @ Brands Hatch Indy

BMCRC Rookie 1000

RACE 13 - SECTOR ANALYSIS

SECTOR 1 = FL to I1, SECTOR 2 = I1 to I2, SECTOR 3 = I2 to FL, DIFF = Difference To Personal Best Lap

4 -	39.047	25.142	1:04.189	67.74	2.147	15:47:30.230
5 -	38.848	24.930	1:03.778	68.18	1.736	15:48:34.008
6 -	38.587	24.631	1:03.218	68.78	1.176	15:49:37.226
7 -	37.999	24.602	1:02.601 (2)	69.46	0.559	15:50:39.827
8 -	37.639	24.403	1:02.042 (1)	70.09		15:51:41.869
9 -	38.801	24.786	1:03.587	68.38	1.545	15:52:45.456
10 -	38.288	24.773	1:03.061 (3)	68.95	1.019	15:53:48.517
11 -	39.304	24.992	1:04.296	67.63	2.254	15:54:52.813

P13 41 Steven YOUNG		Honda -				
IDEAL LAP TIME : 59.141		BEST LAP TIME : 59.141		DIFFERENCE : 0.000		
LAP	SECTOR 1	SECTOR 2	LAP TIME	MPH	DIFF	TIME OF DAY
1 -		27.779	1:17.022	56.45	17.881	15:44:21.988
2 -	40.837	26.653	1:07.490	64.43	8.349	15:45:29.478
3 -	40.945	25.911	1:06.856	65.04	7.715	15:46:36.334
4 -	40.466	25.334	1:05.800	66.08	6.659	15:47:42.134
5 -	39.430	25.089	1:04.519	67.40	5.378	15:48:46.653
6 -	38.768	25.121	1:03.889	68.06	4.748	15:49:50.542
7 -	38.475	25.299	1:03.774	68.18	4.633	15:50:54.316
8 -	37.629	24.600	1:02.229	69.88	3.088	15:51:56.545
9 -	37.556	24.012	1:01.568 (3)	70.63	2.427	15:52:58.113
10 -	36.745	23.309	1:00.054 (2)	72.41	0.913	15:53:58.167
11 -	36.191	22.950	59.141 (1)	73.52		15:54:57.308

P14 44 Kevan BARRETT		Kawasaki - LKJ contracts				
IDEAL LAP TIME : 1:06.758		BEST LAP TIME : 1:06.876		DIFFERENCE : 0.118		
LAP	SECTOR 1	SECTOR 2	LAP TIME	MPH	DIFF	TIME OF DAY
1 -		28.088	1:16.844	56.58	9.968	15:44:21.810
2 -	43.129	27.285	1:10.414	61.75	3.538	15:45:32.224
3 -	42.133	26.890	1:09.023	63.00	2.147	15:46:41.247
4 -	41.587	26.444	1:08.031	63.92	1.155	15:47:49.278
5 -	41.830	26.668	1:08.498	63.48	1.622	15:48:57.776
6 -	41.559	26.407	1:07.966	63.98	1.090	15:50:05.742
7 -	41.385	26.503	1:07.888	64.05	1.012	15:51:13.630
8 -	41.365	26.125	1:07.490 (3)	64.43	0.614	15:52:21.120
9 -	40.872	26.004	1:06.876 (1)	65.02		15:53:27.996
10 -	41.154	25.886	1:07.040 (2)	64.86	0.164	15:54:35.036
11 -	40.923	29.485	1:10.408	61.76	3.532	15:55:45.444

P15 39 Antony COPLEY		Kawasaki -				
IDEAL LAP TIME : 57.437		BEST LAP TIME : 57.810		DIFFERENCE : 0.373		
LAP	SECTOR 1	SECTOR 2	LAP TIME	MPH	DIFF	TIME OF DAY
1 -		23.949	1:09.226	62.81	11.416	15:44:14.192
2 -	37.356	24.261	1:01.617	70.57	3.807	15:45:15.809
3 -	37.044	23.828	1:00.872	71.43	3.062	15:46:16.681
4 -	35.995	23.419	59.414	73.19	1.604	15:47:16.095
5 -	35.894	22.906	58.800	73.95	0.990	15:48:14.895
6 -	36.832	23.248	1:00.080	72.38	2.270	15:49:14.975
7 -	35.958	22.466	58.424 (2)	74.43	0.614	15:50:13.399
8 -	36.154	23.184	59.338	73.28	1.528	15:51:12.737
9 -	35.182	22.628	57.810 (1)	75.22		15:52:10.547
10 -	35.110	23.334	58.444 (3)	74.40	0.634	15:53:08.991
11 -	36.006	23.053	59.059	73.63	1.249	15:54:08.050

BMCRC - MRO Championships 2015 - Rnd 1 @ Brands Hatch Indy

BMCRC Rookie 1000

RACE 13 - BEST SECTORS

SECTOR 1			SECTOR 2			IDEAL / BEST COMPARISON						
POS	NO	NAME	TIME	NO	NAME	TIME	POS	NO	NAME	IDEAL	BEST	DIFF
									PERFECT LAP	55.333		
1	79	HACLIN	33.647	79	HACLIN	21.686	1	79	HACLIN	55.333	56.027	0.694
2	35	CORNWALL	33.974	35	CORNWALL	22.059	2	35	CORNWALL	56.033	56.033	0.000
3	32	CHORLTON	34.027	32	CHORLTON	22.084	3	32	CHORLTON	56.111	56.111	0.000
4	49	GROOME	34.704	29	COADY	22.138	4	82	YOUNG	57.270	57.270	0.000
5	82	YOUNG	34.729	39	COPLEY	22.466	5	49	GROOME	57.270	57.505	0.235
6	39	COPLEY	34.971	82	YOUNG	22.541	6	39	COPLEY	57.437	57.810	0.373
7	78	HERBERT	35.460	78	HERBERT	22.543	7	29	COADY	57.630	58.260	0.630
8	29	COADY	35.492	49	GROOME	22.566	8	78	HERBERT	58.003	58.267	0.264
9	26	LONGWILL	36.126	41	YOUNG	22.950	9	41	YOUNG	59.141	59.141	0.000
10	41	YOUNG	36.191	70	JOHNSTON	23.055	10	26	LONGWILL	59.584	59.694	0.110
11	15	CATT	36.544	26	LONGWILL	23.458	11	70	JOHNSTON	59.615	59.690	0.075
12	70	JOHNSTON	36.560	15	CATT	23.595	12	15	CATT	1:00.139	1:00.187	0.048
13	98	LOCH	36.709	98	LOCH	23.660	13	98	LOCH	1:00.369	1:00.467	0.098
14	181	WHITE	37.639	181	WHITE	24.403	14	181	WHITE	1:02.042	1:02.042	0.000
15	44	BARRETT	40.872	44	BARRETT	25.886	15	44	BARRETT	1:06.758	1:06.876	0.118

Weather / Track : Cloudy / Drying

Results can be found at www.tsl-timing.com

Brands Hatch Indy
Circuit Length = 1.2079 miles
Start: 15:43 Flag 15:54 End: 15:55

Printed - 15:58 Sunday, 29 March 2015



BMCRC Rookie 600

Brands Hatch Indy

28th & 29th March 2015



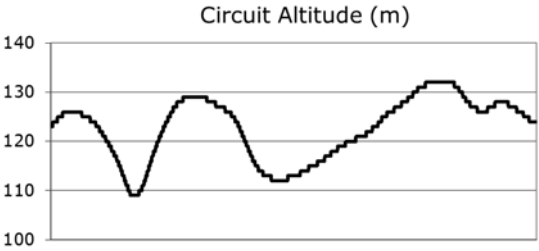
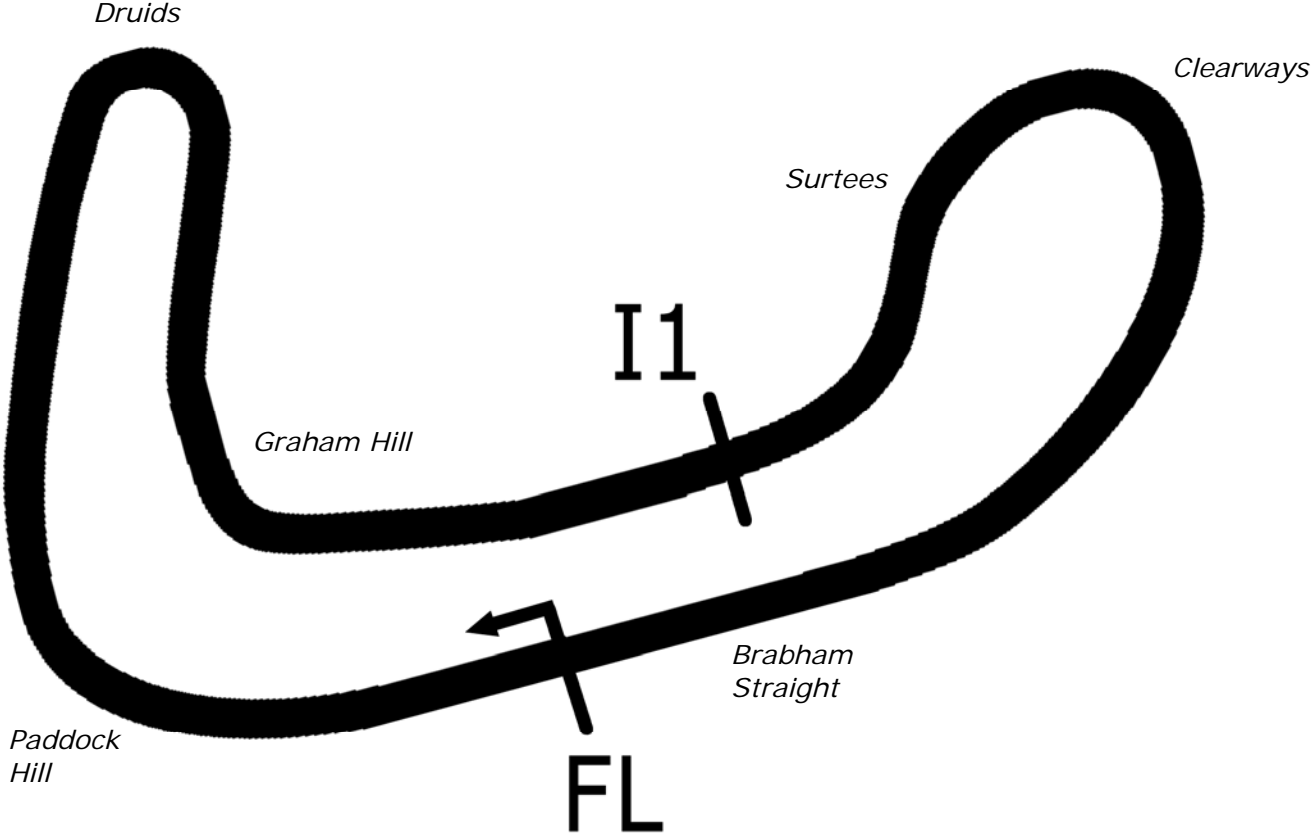
Results Provided by Timing Solutions Ltd
www.tsl-timing.com

Brands Hatch Indy



SPORTS TIMING

TIMING SOLUTIONS LTD



Length	1.2079 miles	1944.0 m	
FL		51.36032 N	0.26032 E
I1	1112m	51.35934 N	0.25955 E
Pit Entry	1669m	51.35911 N	0.25743 E
Pit Exit	83m after FL	51.36017 N	0.26051 E
Pit Entry–Pit Exit 332m, 19.9s @60kph, 14.9s @80kph			

BMCRC - MRO Championships 2015 - Rnd 1 @ Brands Hatch Indy

BMCRC Rookie 600

TIMED PRACTICE - CLASSIFICATION



POS	NO	NAME	ENTRY	TIME	ON	LAPS	GAP	DIFF	MPH
1	33	Steve CORNWALL	Triumph -	54.359	11	13			79.99
2	142	Mick WHALLEY	Triumph -	54.510	9	12	0.151	0.151	79.77
3	58	Jay MATTHEWS	Yamaha -	55.175	6	7	0.816	0.665	78.81
4	19	Simon BASTABLE	Yamaha -	55.693	8	9	1.334	0.518	78.08
5	166	Dominic PETTIT	Yamaha - Camclad Contractors	56.140	4	10	1.781	0.447	77.45
6	116	Stephen MAUL	Kawasaki -	56.410	11	12	2.051	0.270	77.08
7	88	Michael CUMBERLAND	Yamaha -	56.674	11	12	2.315	0.264	76.73
8	99	Lloyd COLLINS	Honda - Warren Drives	57.250	9	9	2.891	0.576	75.95
9	51	Andrew DURANT	Honda -	57.351	11	12	2.992	0.101	75.82
10	70	Jonathan KINGSTON	Yamaha -	57.519	11	12	3.160	0.168	75.60
11	48	Ashley XAVIER	Yamaha -	57.570	10	11	3.211	0.051	75.53
12	89	Dirk GERRITSEN	Kawasaki -	57.937	11	12	3.578	0.367	75.05
13	77	Jamie TIBBLE	Triumph -	58.010	11	12	3.651	0.073	74.96
14	86	David SHOUBRIDGE	Kawasaki - ASAP (allsignsallprint)	58.159	3	5	3.800	0.149	74.77
15	30	Duncan GROVE	Yamaha -	58.438	10	11	4.079	0.279	74.41
16	37	Corrie PAUL	Honda - Excel Mortgages UK	58.660	8	10	4.301	0.222	74.13
17	118	Nathan DONEY	Yamaha -	58.983	10	10	4.624	0.323	73.72
18	3	Loris KING	Yamaha - RK Racing/gamingkeys.co	59.318	11	11	4.959	0.335	73.31
19	90	Benjamin COTGROVE	Triumph - NR Racing	59.765	7	7	5.406	0.447	72.76
20	164	Barry CHAMBERLAIN	Suzuki - Goldline Maintenance Services	1:00.000	9	10	5.641	0.235	72.47
21	114	Ricky MARTIN	Suzuki -	1:00.033	8	8	5.674	0.033	72.43
22	11	Joshua HARVEY	Yamaha - NR Racing	1:01.008	10	11	6.649	0.975	71.27
23	122	Paul WILSON	Yamaha -	1:01.175	3	5	6.816	0.167	71.08
24	92	Paul ANDERSON	Yamaha - Anderson Tyres	1:01.195	8	10	6.836	0.020	71.06
25	12	Andrew WELLS	Suzuki -	1:01.449	8	8	7.090	0.254	70.76
26	18	Jacques HESSE	Kawasaki -	1:01.484	4	10	7.125	0.035	70.72
27	10	Craig NELSON	Suzuki -	1:02.780	6	8	8.421	1.296	69.26
28	130	Lee BUTTON	Yamaha -	1:03.017	10	10	8.658	0.237	69.00
29	17	Ivan BOYKO	Yamaha - Softmill	1:03.082	3	3	8.723	0.065	68.93
30	84	James KENWARD	Kawasaki - FG1	1:03.294	11	11	8.935	0.212	68.70
31	149	Callum HAMMETT	Yamaha -	1:03.845	8	9	9.486	0.551	68.11
32	28	Carl BARRON	Yamaha -	1:05.163	9	10	10.804	1.318	66.73
33	317	Jack WARD	Yamaha - Team Ward Racing	1:05.810	7	8	11.451	0.647	66.07
34	46	Adrian DRAPER	Suzuki -	1:10.602	10	10	16.243	4.792	61.59
35	47	Matthew BROWN	Honda - Splash Motorcycles	1:14.022	4	5	19.663	3.420	58.74

Weather / Track : Cloudy / Dry

These results are provisional until the conclusion of any judicial and technical matters.

Brands Hatch Indy

Circuit Length = 1.2079 miles

Start: 09:14 Flag 09:26 End: 09:27

Clerk Of Course :

Timekeeper :

Results can be found at www.tsl-timing.com

Printed - 09:28 Saturday, 28 March 2015



BMCRC - MRO Championships 2015 - Rnd 1 @ Brands Hatch Indy

BMCRC Rookie 600

TIMED PRACTICE - SECTOR ANALYSIS

SECTOR 1 = FL to I1, SECTOR 2 = I1 to I2, SECTOR 3 = I2 to FL, DIFF = Difference To Personal Best Lap

P1 33 Steve CORNWALL		Triumph -				
IDEAL LAP TIME : 54.148		BEST LAP TIME : 54.359		DIFFERENCE : 0.211		
LAP	SECTOR 1	SECTOR 2	LAP TIME	MPH	DIFF	TIME OF DAY
1 -	40.120	24.370	1:04.490	67.43	10.131	09:16:07.266
2 -	38.104	23.145	1:01.249	70.99	6.890	09:17:08.515
3 -	35.659	22.919	58.578	74.23	4.219	09:18:07.093
4 -	36.883	23.361	1:00.244	72.18	5.885	09:19:07.337
5 -	35.026	21.641	56.667	76.73	2.308	09:20:04.004
6 -	33.413	21.799	55.212 (3)	78.76	0.853	09:20:59.216
7 -	33.657	21.918	55.575	78.24	1.216	09:21:54.791
8 -	34.129	22.088	56.217	77.35	1.858	09:22:51.008
9 -	35.550	22.757	58.307	74.58	3.948	09:23:49.315
10 -	33.333	22.486	55.819	77.90	1.460	09:24:45.134
11 -	32.853	21.506	54.359 (1)	79.99		09:25:39.493
12 -	32.642	22.377	55.019 (2)	79.03	0.660	09:26:34.512
13 -	35.413	21.990	57.403	75.75	3.044	09:27:31.915

P2 142 Mick WHALLEY		Triumph -				
IDEAL LAP TIME : 53.638		BEST LAP TIME : 54.510		DIFFERENCE : 0.872		
LAP	SECTOR 1	SECTOR 2	LAP TIME	MPH	DIFF	TIME OF DAY
1 -	37.551	23.382	1:00.933	71.36	6.423	09:16:27.648
2 -	33.797	22.655	56.452	77.03	1.942	09:17:24.100
3 -	33.249		1:18.518 P	55.38	24.008	09:18:42.618
4 -	OUTLAP	23.216	1:00.858	71.45	6.348	09:19:43.476
5 -	33.512	21.230	54.742 (2)	79.43	0.232	09:20:38.218
6 -	33.784	22.037	55.821	77.90	1.311	09:21:34.039
7 -	35.373	21.872	57.245	75.96	2.735	09:22:31.284
8 -	34.312	22.276	56.588	76.84	2.078	09:23:27.872
9 -	32.876	21.634	54.510 (1)	79.77		09:24:22.382
10 -	34.533	22.359	56.892	76.43	2.382	09:25:19.274
11 -	32.408	22.605	55.013 (3)	79.04	0.503	09:26:14.287
12 -	33.177	22.922	56.099	77.51	1.589	09:27:10.386

P3 58 Jay MATTHEWS		Yamaha -				
IDEAL LAP TIME : 54.787		BEST LAP TIME : 55.175		DIFFERENCE : 0.388		
LAP	SECTOR 1	SECTOR 2	LAP TIME	MPH	DIFF	TIME OF DAY
1 -	OUTLAP		2:34.201 P	28.20	1:39.026	09:21:29.380
2 -	OUTLAP	22.757	1:00.032	72.43	4.857	09:22:29.412
3 -	34.497	22.226	56.723	76.66	1.548	09:23:26.135
4 -	34.218	21.803	56.021	77.62	0.846	09:24:22.156
5 -	33.790	21.961	55.751 (2)	78.00	0.576	09:25:17.907
6 -	32.984	22.191	55.175 (1)	78.81		09:26:13.082
7 -	33.773	22.054	55.827 (3)	77.89	0.652	09:27:08.909

P4 19 Simon BASTABLE		Yamaha -				
IDEAL LAP TIME : 55.532		BEST LAP TIME : 55.693		DIFFERENCE : 0.161		
LAP	SECTOR 1	SECTOR 2	LAP TIME	MPH	DIFF	TIME OF DAY
1 -	OUTLAP	28.702	1:26.254	50.41	30.561	09:19:39.542
2 -	42.246	24.670	1:06.916	64.98	11.223	09:20:46.458
3 -	37.741	23.354	1:01.095	71.17	5.402	09:21:47.553
4 -	36.779	23.278	1:00.057	72.40	4.364	09:22:47.610
5 -	36.656	22.163	58.819	73.93	3.126	09:23:46.429
6 -	35.260	22.240	57.500 (3)	75.62	1.807	09:24:43.929
7 -	34.169	21.958	56.127 (2)	77.47	0.434	09:25:40.056
8 -	33.574	22.119	55.693 (1)	78.08		09:26:35.749
9 -	36.428	22.419	58.847	73.89	3.154	09:27:34.596

Weather / Track : Cloudy / Dry

Brands Hatch Indy
Circuit Length = 1.2079 miles
Start: 09:14 Flag 09:26 End: 09:27

BMCRC - MRO Championships 2015 - Rnd 1 @ Brands Hatch Indy

BMCRC Rookie 600

TIMED PRACTICE - SECTOR ANALYSIS

SECTOR 1 = FL to I1, SECTOR 2 = I1 to I2, SECTOR 3 = I2 to FL, DIFF = Difference To Personal Best Lap

P5 166		Dominic PETTIT		Yamaha - Camclad Contractors			
IDEAL LAP TIME : 56.140		BEST LAP TIME : 56.140		DIFFERENCE : 0.000			
LAP	SECTOR 1	SECTOR 2	LAP TIME	MPH	DIFF	TIME OF DAY	
1 -	39.874	24.503	1:04.377	67.54	8.237	09:16:42.143	
2 -	36.918	23.163	1:00.081	72.37	3.941	09:17:42.224	
3 -	34.628	22.166	56.794 (2)	76.56	0.654	09:18:39.018	
4 -	34.002	22.138	56.140 (1)	77.45		09:19:35.158	
5 -	34.594	24.249	58.843	73.90	2.703	09:20:34.001	
6 -	37.971	25.367	1:03.338	68.65	7.198	09:21:37.339	
7 -	35.977		2:25.048 P	29.98	1:28.908	09:24:02.387	
8 -	OUTLAP	22.882	1:03.319	68.67	7.179	09:25:05.706	
9 -	34.964	22.260	57.224 (3)	75.99	1.084	09:26:02.930	
10 -	36.927	22.721	59.648	72.90	3.508	09:27:02.578	

P6 116		Stephen MAUL		Kawasaki -			
IDEAL LAP TIME : 56.374		BEST LAP TIME : 56.410		DIFFERENCE : 0.036			
LAP	SECTOR 1	SECTOR 2	LAP TIME	MPH	DIFF	TIME OF DAY	
1 -	40.035	23.338	1:03.373	68.61	6.963	09:16:49.421	
2 -	36.435	22.881	59.316	73.31	2.906	09:17:48.737	
3 -	36.575	22.314	58.889	73.84	2.479	09:18:47.626	
4 -	35.088	22.469	57.557 (3)	75.55	1.147	09:19:45.183	
5 -	36.389	23.415	59.804	72.71	3.394	09:20:44.987	
6 -	36.322	23.970	1:00.292	72.12	3.882	09:21:45.279	
7 -	37.432	24.880	1:02.312	69.78	5.902	09:22:47.591	
8 -	38.321	24.771	1:03.092	68.92	6.682	09:23:50.683	
9 -	37.500	22.661	1:00.161	72.28	3.751	09:24:50.844	
10 -	34.512	22.188	56.700 (2)	76.69	0.290	09:25:47.544	
11 -	34.186	22.224	56.410 (1)	77.08		09:26:43.954	
12 -	39.374	22.888	1:02.262	69.84	5.852	09:27:46.216	

P7 88		Michael CUMBERLAND		Yamaha -			
IDEAL LAP TIME : 56.358		BEST LAP TIME : 56.674		DIFFERENCE : 0.316			
LAP	SECTOR 1	SECTOR 2	LAP TIME	MPH	DIFF	TIME OF DAY	
1 -	42.329	25.621	1:07.950	63.99	11.276	09:16:20.647	
2 -	37.586	23.550	1:01.136	71.13	4.462	09:17:21.783	
3 -	35.585	23.881	59.466	73.12	2.792	09:18:21.249	
4 -	37.496	23.786	1:01.282	70.96	4.608	09:19:22.531	
5 -	35.848	23.688	59.536	73.04	2.862	09:20:22.067	
6 -	38.096	22.764	1:00.860	71.45	4.186	09:21:22.927	
7 -	37.098	23.556	1:00.654	71.69	3.980	09:22:23.581	
8 -	35.755	22.559	58.314	74.57	1.640	09:23:21.895	
9 -	35.560	22.105	57.665 (2)	75.41	0.991	09:24:19.560	
10 -	35.400	22.350	57.750 (3)	75.30	1.076	09:25:17.310	
11 -	34.253	22.421	56.674 (1)	76.73		09:26:13.984	
12 -	35.413	22.654	58.067	74.88	1.393	09:27:12.051	

P8 99		Lloyd COLLINS		Honda - Warren Drives			
IDEAL LAP TIME : 57.250		BEST LAP TIME : 57.250		DIFFERENCE : 0.000			
LAP	SECTOR 1	SECTOR 2	LAP TIME	MPH	DIFF	TIME OF DAY	
1 -	40.974	25.588	1:06.562	65.33	9.312	09:16:13.474	
2 -	37.565	24.345	1:01.910	70.24	4.660	09:17:15.384	
3 -	39.126	25.368	1:04.494	67.42	7.244	09:18:19.878	
4 -	38.707	23.841	1:02.548	69.52	5.298	09:19:22.426	
5 -	36.690	23.355	1:00.045 (3)	72.42	2.795	09:20:22.471	
6 -	37.645	23.377	1:01.022	71.26	3.772	09:21:23.493	
7 -	37.204	23.577	1:00.781	71.54	3.531	09:22:24.274	
8 -	35.589	23.830	59.419 (2)	73.18	2.169	09:23:23.693	
9 -	34.547	22.703	57.250 (1)	75.95		09:24:20.943	

Weather / Track : Cloudy / Dry

Brands Hatch Indy
Circuit Length = 1.2079 miles
Start: 09:14 Flag 09:26 End: 09:27

BMCRC - MRO Championships 2015 - Rnd 1 @ Brands Hatch Indy

BMCRC Rookie 600

TIMED PRACTICE - SECTOR ANALYSIS

SECTOR 1 = FL to I1, SECTOR 2 = I1 to I2, SECTOR 3 = I2 to FL, DIFF = Difference To Personal Best Lap

P9 51		Andrew DURANT		Honda -		
IDEAL LAP TIME : 57.351		BEST LAP TIME : 57.351		DIFFERENCE : 0.000		
LAP	SECTOR 1	SECTOR 2	LAP TIME	MPH	DIFF	TIME OF DAY
1 -	41.864	26.392	1:08.256	63.71	10.905	09:16:19.026
2 -	41.104	24.585	1:05.689	66.19	8.338	09:17:24.715
3 -	37.047	23.722	1:00.769	71.55	3.418	09:18:25.484
4 -	38.291	25.697	1:03.988	67.95	6.637	09:19:29.472
5 -	37.181	23.403	1:00.584	71.77	3.233	09:20:30.056
6 -	37.812	23.247	1:01.059	71.21	3.708	09:21:31.115
7 -	38.498	23.458	1:01.956	70.18	4.605	09:22:33.071
8 -	36.072	23.277	59.349 (2)	73.27	1.998	09:23:32.420
9 -	36.423	23.219	59.642	72.91	2.291	09:24:32.062
10 -	35.510	23.857	59.367 (3)	73.24	2.016	09:25:31.429
11 -	34.701	22.650	57.351 (1)	75.82		09:26:28.780
12 -	37.244	22.675	59.919	72.57	2.568	09:27:28.699

P10 70		Jonathan KINGSTON		Yamaha -		
IDEAL LAP TIME : 57.519		BEST LAP TIME : 57.519		DIFFERENCE : 0.000		
LAP	SECTOR 1	SECTOR 2	LAP TIME	MPH	DIFF	TIME OF DAY
1 -	40.934	25.231	1:06.165	65.72	8.646	09:16:45.112
2 -	38.254	24.809	1:03.063	68.95	5.544	09:17:48.175
3 -	37.334	23.839	1:01.173	71.08	3.654	09:18:49.348
4 -	36.853	23.955	1:00.808	71.51	3.289	09:19:50.156
5 -	36.221	24.406	1:00.627	71.72	3.108	09:20:50.783
6 -	38.215	22.950	1:01.165	71.09	3.646	09:21:51.948
7 -	37.273	24.139	1:01.412	70.81	3.893	09:22:53.360
8 -	35.496	23.582	59.078 (3)	73.60	1.559	09:23:52.438
9 -	38.622	25.102	1:03.724	68.24	6.205	09:24:56.162
10 -	35.745	22.892	58.637 (2)	74.16	1.118	09:25:54.799
11 -	34.657	22.862	57.519 (1)	75.60		09:26:52.318
12 -	37.099	23.392	1:00.491	71.88	2.972	09:27:52.809

P11 48		Ashley XAVIER		Yamaha -		
IDEAL LAP TIME : 57.570		BEST LAP TIME : 57.570		DIFFERENCE : 0.000		
LAP	SECTOR 1	SECTOR 2	LAP TIME	MPH	DIFF	TIME OF DAY
1 -	OUTLAP	24.878	1:10.168	61.97	12.598	09:17:22.052
2 -	37.652	24.457	1:02.109	70.01	4.539	09:18:24.161
3 -	40.160	25.152	1:05.312	66.58	7.742	09:19:29.473
4 -	36.704	23.354	1:00.058	72.40	2.488	09:20:29.531
5 -	36.672	24.024	1:00.696	71.64	3.126	09:21:30.227
6 -	39.121	22.877	1:01.998	70.14	4.428	09:22:32.225
7 -	36.502	23.311	59.813 (3)	72.70	2.243	09:23:32.038
8 -	35.882	23.453	59.335 (2)	73.28	1.765	09:24:31.373
9 -	35.947	24.308	1:00.255	72.17	2.685	09:25:31.628
10 -	35.090	22.480	57.570 (1)	75.53		09:26:29.198
11 -	38.387	23.179	1:01.566	70.63	3.996	09:27:30.764

P12 89		Dirk GERRITSEN		Kawasaki -		
IDEAL LAP TIME : 57.937		BEST LAP TIME : 57.937		DIFFERENCE : 0.000		
LAP	SECTOR 1	SECTOR 2	LAP TIME	MPH	DIFF	TIME OF DAY
1 -	41.220	25.354	1:06.574	65.31	8.637	09:16:12.635
2 -	37.687	24.225	1:01.912	70.23	3.975	09:17:14.547
3 -	38.890	25.106	1:03.996	67.95	6.059	09:18:18.543
4 -	37.388	24.320	1:01.708	70.47	3.771	09:19:20.251
5 -	37.323	24.361	1:01.684	70.49	3.747	09:20:21.935
6 -	39.777	25.442	1:05.219	66.67	7.282	09:21:27.154
7 -	40.204	24.527	1:04.731	67.17	6.794	09:22:31.885
8 -	37.667	23.949	1:01.616	70.57	3.679	09:23:33.501
9 -	36.271	23.349	59.620 (3)	72.93	1.683	09:24:33.121
10 -	36.017	23.305	59.322 (2)	73.30	1.385	09:25:32.443

Weather / Track : Cloudy / Dry

Brands Hatch Indy
Circuit Length = 1.2079 miles
Start: 09:14 Flag 09:26 End: 09:27

BMCRC - MRO Championships 2015 - Rnd 1 @ Brands Hatch Indy

BMCRC Rookie 600

TIMED PRACTICE - SECTOR ANALYSIS

SECTOR 1 = FL to I1, SECTOR 2 = I1 to I2, SECTOR 3 = I2 to FL, DIFF = Difference To Personal Best Lap

11 -	35.292	22.645	57.937 (1)	75.05		09:26:30.380
12 -	39.846	23.386	1:03.232	68.77	5.295	09:27:33.612

P13 77		Jamie TIBBLE		Triumph -		
IDEAL LAP TIME : 58.010		BEST LAP TIME : 58.010		DIFFERENCE : 0.000		
LAP	SECTOR 1	SECTOR 2	LAP TIME	MPH	DIFF	TIME OF DAY
1 -	39.997	24.400	1:04.397	67.52	6.387	09:16:10.336
2 -	38.248	23.891	1:02.139	69.98	4.129	09:17:12.475
3 -	37.390	24.432	1:01.822	70.34	3.812	09:18:14.297
4 -	36.749	23.082	59.831	72.68	1.821	09:19:14.128
5 -	36.832	23.961	1:00.793	71.53	2.783	09:20:14.921
6 -	38.839	23.063	1:01.902	70.24	3.892	09:21:16.823
7 -	37.271	26.627	1:03.898	68.05	5.888	09:22:20.721
8 -	36.379	23.312	59.691	72.85	1.681	09:23:20.412
9 -	36.171	22.835	59.006 (3)	73.69	0.996	09:24:19.418
10 -	36.665	24.647	1:01.312	70.92	3.302	09:25:20.730
11 -	35.462	22.548	58.010 (1)	74.96		09:26:18.740
12 -	35.506	23.210	58.716 (2)	74.06	0.706	09:27:17.456

P14 86		David SHOUBRIDGE		Kawasaki - ASAP (allsignsallprint)		
IDEAL LAP TIME : 58.150		BEST LAP TIME : 58.159		DIFFERENCE : 0.009		
LAP	SECTOR 1	SECTOR 2	LAP TIME	MPH	DIFF	TIME OF DAY
1 -	OUTLAP	24.927	1:11.257	61.02	13.098	09:21:58.386
2 -	37.381	22.942	1:00.323 (3)	72.08	2.164	09:22:58.709
3 -	35.743	22.416	58.159 (1)	74.77		09:23:56.868
4 -	41.007	23.152	1:04.159	67.77	6.000	09:25:01.027
5 -	35.734	24.028	59.762 (2)	72.76	1.603	09:26:00.789

P15 30		Duncan GROVE		Yamaha -		
IDEAL LAP TIME : 58.438		BEST LAP TIME : 58.438		DIFFERENCE : 0.000		
LAP	SECTOR 1	SECTOR 2	LAP TIME	MPH	DIFF	TIME OF DAY
1 -	OUTLAP	26.644	1:14.089	58.69	15.651	09:17:12.639
2 -	43.157	26.075	1:09.232	62.81	10.794	09:18:21.871
3 -	41.515	25.924	1:07.439	64.48	9.001	09:19:29.310
4 -	39.552	25.533	1:05.085	66.81	6.647	09:20:34.395
5 -	41.048	25.467	1:06.515	65.37	8.077	09:21:40.910
6 -	38.038	24.135	1:02.173	69.94	3.735	09:22:43.083
7 -	37.675	24.509	1:02.184	69.93	3.746	09:23:45.267
8 -	36.771	23.264	1:00.035 (3)	72.43	1.597	09:24:45.302
9 -	35.733	23.313	59.046 (2)	73.64	0.608	09:25:44.348
10 -	35.364	23.074	58.438 (1)	74.41		09:26:42.786
11 -	40.679	24.093	1:04.772	67.13	6.334	09:27:47.558

P16 37		Corrie PAUL		Honda - Excel Mortgages UK		
IDEAL LAP TIME : 58.538		BEST LAP TIME : 58.660		DIFFERENCE : 0.122		
LAP	SECTOR 1	SECTOR 2	LAP TIME	MPH	DIFF	TIME OF DAY
1 -	OUTLAP	25.819	1:13.024	59.55	14.364	09:18:18.652
2 -	39.417	23.654	1:03.071	68.94	4.411	09:19:21.723
3 -	38.001	23.269	1:01.270	70.97	2.610	09:20:22.993
4 -	39.090	24.342	1:03.432	68.55	4.772	09:21:26.425
5 -	38.998	24.004	1:03.002	69.02	4.342	09:22:29.427
6 -	37.382	22.792	1:00.174	72.26	1.514	09:23:29.601
7 -	36.151	23.127	59.278 (2)	73.35	0.618	09:24:28.879
8 -	35.746	22.914	58.660 (1)	74.13		09:25:27.539
9 -	36.612	23.221	59.833 (3)	72.67	1.173	09:26:27.372
10 -	38.850	23.707	1:02.557	69.51	3.897	09:27:29.929

Weather / Track : Cloudy / Dry

Brands Hatch Indy
Circuit Length = 1.2079 miles
Start: 09:14 Flag 09:26 End: 09:27

BMCRC - MRO Championships 2015 - Rnd 1 @ Brands Hatch Indy

BMCRC Rookie 600

TIMED PRACTICE - SECTOR ANALYSIS

SECTOR 1 = FL to I1, SECTOR 2 = I1 to I2, SECTOR 3 = I2 to FL, DIFF = Difference To Personal Best Lap

P17 118		Nathan DONEY		Yamaha -		
IDEAL LAP TIME : 58.562		BEST LAP TIME : 58.983		DIFFERENCE : 0.421		
LAP	SECTOR 1	SECTOR 2	LAP TIME	MPH	DIFF	TIME OF DAY
1 -	OUTLAP	24.555	1:08.097	63.85	9.114	09:17:56.074
2 -	36.763	22.979	59.742	72.78	0.759	09:18:55.816
3 -	35.898	23.104	59.002 (2)	73.70	0.019	09:19:54.818
4 -	36.215	23.891	1:00.106	72.34	1.123	09:20:54.924
5 -	37.931	23.915	1:01.846	70.31	2.863	09:21:56.770
6 -	36.029	23.404	59.433	73.16	0.450	09:22:56.203
7 -	35.958	23.474	59.432 (3)	73.16	0.449	09:23:55.635
8 -	37.172	24.149	1:01.321	70.91	2.338	09:24:56.956
9 -	37.717	23.465	1:01.182	71.07	2.199	09:25:58.138
10 -	35.583	23.400	58.983 (1)	73.72		09:26:57.121

P18 3		Loris KING		Yamaha - RK Racing/gamingkeys.co		
IDEAL LAP TIME : 59.275		BEST LAP TIME : 59.318		DIFFERENCE : 0.043		
LAP	SECTOR 1	SECTOR 2	LAP TIME	MPH	DIFF	TIME OF DAY
1 -	40.632	24.552	1:05.184	66.71	5.866	09:16:06.755
2 -	40.888	25.142	1:06.030	65.85	6.712	09:17:12.785
3 -	41.105	26.320	1:07.425	64.49	8.107	09:18:20.210
4 -	44.551	25.321	1:09.872	62.23	10.554	09:19:30.082
5 -	39.462	24.524	1:03.986	67.96	4.668	09:20:34.068
6 -	40.330	25.473	1:05.803	66.08	6.485	09:21:39.871
7 -	38.261	23.372	1:01.633	70.55	2.315	09:22:41.504
8 -	36.434	23.224	59.658 (2)	72.89	0.340	09:23:41.162
9 -	36.743	23.098	59.841 (3)	72.66	0.523	09:24:41.003
10 -	36.495	23.383	59.878	72.62	0.560	09:25:40.881
11 -	36.477	22.841	59.318 (1)	73.31		09:26:40.199

P19 90		Benjamin COTGROVE		Triumph - NR Racing		
IDEAL LAP TIME : 59.137		BEST LAP TIME : 59.765		DIFFERENCE : 0.628		
LAP	SECTOR 1	SECTOR 2	LAP TIME	MPH	DIFF	TIME OF DAY
1 -	40.993	24.703	1:05.696	66.19	5.931	09:16:28.285
2 -	36.801	23.227	1:00.028 (2)	72.44	0.263	09:17:28.313
3 -	36.737	23.467	1:00.204 (3)	72.23	0.439	09:18:28.517
4 -	37.244	24.679	1:01.923	70.22	2.158	09:19:30.440
5 -	38.284	24.346	1:02.630	69.43	2.865	09:20:33.070
6 -	37.338	26.994	1:04.332	67.59	4.567	09:21:37.402
7 -	36.405	23.360	59.765 (1)	72.76		09:22:37.167

P20 164		Barry CHAMBERLAIN		Suzuki - Goldline Maintenance Services		
IDEAL LAP TIME : 59.852		BEST LAP TIME : 1:00.000		DIFFERENCE : 0.148		
LAP	SECTOR 1	SECTOR 2	LAP TIME	MPH	DIFF	TIME OF DAY
1 -	OUTLAP	25.666	1:09.260	62.78	9.260	09:17:56.548
2 -	38.350	25.129	1:03.479	68.50	3.479	09:19:00.027
3 -	37.893	25.143	1:03.036	68.98	3.036	09:20:03.063
4 -	37.210	23.989	1:01.199	71.05	1.199	09:21:04.262
5 -	36.763	23.756	1:00.519 (3)	71.85	0.519	09:22:04.781
6 -	36.682	24.064	1:00.746	71.58	0.746	09:23:05.527
7 -	36.894	23.288	1:00.182 (2)	72.25	0.182	09:24:05.709
8 -	37.479	24.446	1:01.925	70.22	1.925	09:25:07.634
9 -	36.830	23.170	1:00.000 (1)	72.47		09:26:07.634
10 -	39.396	23.695	1:03.091	68.92	3.091	09:27:10.725

P21 114		Ricky MARTIN		Suzuki -		
IDEAL LAP TIME : 59.689		BEST LAP TIME : 1:00.033		DIFFERENCE : 0.344		
LAP	SECTOR 1	SECTOR 2	LAP TIME	MPH	DIFF	TIME OF DAY
1 -	39.189	24.935	1:04.124	67.81	4.091	09:16:14.185
2 -	37.314	24.571	1:01.885	70.26	1.852	09:17:16.070

Weather / Track : Cloudy / Dry

Brands Hatch Indy
Circuit Length = 1.2079 miles
Start: 09:14 Flag 09:26 End: 09:27

BMCRC - MRO Championships 2015 - Rnd 1 @ Brands Hatch Indy

BMCRC Rookie 600

TIMED PRACTICE - SECTOR ANALYSIS

SECTOR 1 = FL to I1, SECTOR 2 = I1 to I2, SECTOR 3 = I2 to FL, DIFF = Difference To Personal Best Lap

3 -	38.792	26.278	1:05.070	66.82	5.037	09:18:21.140
4 -	41.879	25.367	1:07.246	64.66	7.213	09:19:28.386
5 -	39.463	24.034	1:03.497	68.48	3.464	09:20:31.883
6 -	36.449	23.941	1:00.390 (2)	72.00	0.357	09:21:32.273
7 -	38.403	23.434	1:01.837 (3)	70.32	1.804	09:22:34.110
8 -	36.255	23.778	1:00.033 (1)	72.43		09:23:34.143

P22 11		Joshua HARVEY		Yamaha - NR Racing		
IDEAL LAP TIME : 1:01.008		BEST LAP TIME : 1:01.008		DIFFERENCE : 0.000		
LAP	SECTOR 1	SECTOR 2	LAP TIME	MPH	DIFF	TIME OF DAY
1 -	44.326	25.903	1:10.229	61.92	9.221	09:16:37.791
2 -	38.672	25.937	1:04.609	67.30	3.601	09:17:42.400
3 -	39.317	25.680	1:04.997	66.90	3.989	09:18:47.397
4 -	37.882	25.000	1:02.882	69.15	1.874	09:19:50.279
5 -	37.270	24.939	1:02.209 (3)	69.90	1.201	09:20:52.488
6 -	39.805	24.521	1:04.326	67.60	3.318	09:21:56.814
7 -	37.077	24.708	1:01.785 (2)	70.38	0.777	09:22:58.599
8 -	38.391	25.403	1:03.794	68.16	2.786	09:24:02.393
9 -	36.898	25.742	1:02.640	69.42	1.632	09:25:05.033
10 -	36.715	24.293	1:01.008 (1)	71.27		09:26:06.041
11 -	41.432	26.586	1:08.018	63.93	7.010	09:27:14.059

P23 122		Paul WILSON		Yamaha -		
IDEAL LAP TIME : 1:00.797		BEST LAP TIME : 1:01.175		DIFFERENCE : 0.378		
LAP	SECTOR 1	SECTOR 2	LAP TIME	MPH	DIFF	TIME OF DAY
1 -	40.017	24.735	1:04.752	67.15	3.577	09:16:20.064
2 -	37.079	24.482	1:01.561 (3)	70.63	0.386	09:17:21.625
3 -	36.961	24.214	1:01.175 (1)	71.08		09:18:22.800
4 -	37.381	23.836	1:01.217 (2)	71.03	0.042	09:19:24.017
5 -	36.979	25.432	1:02.411	69.67	1.236	09:20:26.428

P24 92		Paul ANDERSON		Yamaha - Anderson Tyres		
IDEAL LAP TIME : 1:01.078		BEST LAP TIME : 1:01.195		DIFFERENCE : 0.117		
LAP	SECTOR 1	SECTOR 2	LAP TIME	MPH	DIFF	TIME OF DAY
1 -	OUTLAP	27.700	1:16.176	57.08	14.981	09:18:06.171
2 -	40.640	25.316	1:05.956	65.93	4.761	09:19:12.127
3 -	38.601	24.823	1:03.424	68.56	2.229	09:20:15.551
4 -	39.635	25.611	1:05.246	66.64	4.051	09:21:20.797
5 -	40.868	24.630	1:05.498	66.39	4.303	09:22:26.295
6 -	38.476	24.857	1:03.333	68.66	2.138	09:23:29.628
7 -	38.066	24.482	1:02.548 (3)	69.52	1.353	09:24:32.176
8 -	37.383	23.812	1:01.195 (1)	71.06		09:25:33.371
9 -	37.266	24.528	1:01.794 (2)	70.37	0.599	09:26:35.165
10 -	38.947	24.938	1:03.885	68.06	2.690	09:27:39.050

P25 12		Andrew WELLS		Suzuki -		
IDEAL LAP TIME : 1:01.223		BEST LAP TIME : 1:01.449		DIFFERENCE : 0.226		
LAP	SECTOR 1	SECTOR 2	LAP TIME	MPH	DIFF	TIME OF DAY
1 -	40.385	25.226	1:05.611	66.27	4.162	09:16:09.370
2 -	39.713	25.246	1:04.959	66.94	3.510	09:17:14.329
3 -	39.550	24.917	1:04.467	67.45	3.018	09:18:18.796
4 -	37.466	24.350	1:01.816 (3)	70.34	0.367	09:19:20.612
5 -	37.497	24.304	1:01.801 (2)	70.36	0.352	09:20:22.413
6 -	39.224	24.964	1:04.188	67.74	2.739	09:21:26.601
7 -	39.396	24.355	1:03.751	68.21	2.302	09:22:30.352
8 -	37.692	23.757	1:01.449 (1)	70.76		09:23:31.801

Weather / Track : Cloudy / Dry

Brands Hatch Indy
Circuit Length = 1.2079 miles
Start: 09:14 Flag 09:26 End: 09:27

BMCRC - MRO Championships 2015 - Rnd 1 @ Brands Hatch Indy

BMCRC Rookie 600

TIMED PRACTICE - SECTOR ANALYSIS

SECTOR 1 = FL to I1, SECTOR 2 = I1 to I2, SECTOR 3 = I2 to FL, DIFF = Difference To Personal Best Lap

P26 18		Jacques HESSE		Kawasaki -			
IDEAL LAP TIME : 1:01.484		BEST LAP TIME : 1:01.484		DIFFERENCE : 0.000			
LAP	SECTOR 1	SECTOR 2	LAP TIME	MPH	DIFF	TIME OF DAY	
1 -	42.463	25.952	1:08.415	63.56	6.931	09:17:00.568	
2 -	39.976	24.882	1:04.858	67.04	3.374	09:18:05.426	
3 -	38.191	24.650	1:02.841 (2)	69.20	1.357	09:19:08.267	
4 -	37.231	24.253	1:01.484 (1)	70.72		09:20:09.751	
5 -	37.719	25.171	1:02.890 (3)	69.14	1.406	09:21:12.641	
6 -	41.239	29.456	1:10.695	61.51	9.211	09:22:23.336	
7 -	41.597		2:00.773 P	36.00	59.289	09:24:24.109	
8 -	OUTLAP	25.848	1:08.155	63.80	6.671	09:25:32.264	
9 -	38.586	24.728	1:03.314	68.68	1.830	09:26:35.578	
10 -	39.151	24.817	1:03.968	67.98	2.484	09:27:39.546	

P27 10		Craig NELSON		Suzuki -			
IDEAL LAP TIME : 1:02.531		BEST LAP TIME : 1:02.780		DIFFERENCE : 0.249			
LAP	SECTOR 1	SECTOR 2	LAP TIME	MPH	DIFF	TIME OF DAY	
1 -	OUTLAP	26.164	1:12.951	59.60	10.171	09:18:19.678	
2 -	42.537	25.855	1:08.392	63.58	5.612	09:19:28.070	
3 -	41.296	25.119	1:06.415	65.47	3.635	09:20:34.485	
4 -	42.111	26.107	1:08.218	63.74	5.438	09:21:42.703	
5 -	39.712	24.213	1:03.925 (2)	68.02	1.145	09:22:46.628	
6 -	38.318	24.462	1:02.780 (1)	69.26		09:23:49.408	
7 -	41.221	25.357	1:06.578	65.31	3.798	09:24:55.986	
8 -	40.218	25.084	1:05.302 (3)	66.59	2.522	09:26:01.288	

P28 130		Lee BUTTON		Yamaha -			
IDEAL LAP TIME : 1:02.614		BEST LAP TIME : 1:03.017		DIFFERENCE : 0.403			
LAP	SECTOR 1	SECTOR 2	LAP TIME	MPH	DIFF	TIME OF DAY	
1 -	OUTLAP	25.508	1:11.178	61.09	8.161	09:17:25.687	
2 -	39.835	24.662	1:04.497	67.42	1.480	09:18:30.184	
3 -	39.796	24.425	1:04.221 (3)	67.71	1.204	09:19:34.405	
4 -	39.582	24.772	1:04.354	67.57	1.337	09:20:38.759	
5 -	39.808	24.669	1:04.477	67.44	1.460	09:21:43.236	
6 -	40.196	24.066	1:04.262	67.66	1.245	09:22:47.498	
7 -	39.794	25.214	1:05.008	66.89	1.991	09:23:52.506	
8 -	39.451	25.274	1:04.725	67.18	1.708	09:24:57.231	
9 -	39.047	24.472	1:03.519 (2)	68.46	0.502	09:26:00.750	
10 -	39.450	23.567	1:03.017 (1)	69.00		09:27:03.767	

P29 17		Ivan BOYKO		Yamaha - Softmill			
IDEAL LAP TIME : 1:03.082		BEST LAP TIME : 1:03.082		DIFFERENCE : 0.000			
LAP	SECTOR 1	SECTOR 2	LAP TIME	MPH	DIFF	TIME OF DAY	
1 -	OUTLAP	26.096	1:12.431	60.03	9.349	09:18:01.248	
2 -	39.068	24.489	1:03.557 (2)	68.42	0.475	09:19:04.805	
3 -	38.848	24.234	1:03.082 (1)	68.93		09:20:07.887	

P30 84		James KENWARD		Kawasaki - FG1			
IDEAL LAP TIME : 1:02.537		BEST LAP TIME : 1:03.294		DIFFERENCE : 0.757			
LAP	SECTOR 1	SECTOR 2	LAP TIME	MPH	DIFF	TIME OF DAY	
1 -	42.565	26.486	1:09.051	62.97	5.757	09:16:18.810	
2 -	42.349	25.148	1:07.497	64.42	4.203	09:17:26.307	
3 -	39.854	24.838	1:04.692	67.22	1.398	09:18:30.999	
4 -	39.624	24.934	1:04.558	67.35	1.264	09:19:35.557	
5 -	41.867	24.374	1:06.241	65.64	2.947	09:20:41.798	
6 -	38.889	24.429	1:03.318 (2)	68.67	0.024	09:21:45.116	
7 -	38.922	24.488	1:03.410 (3)	68.57	0.116	09:22:48.526	
8 -	39.304	25.662	1:04.966	66.93	1.672	09:23:53.492	
9 -	39.062	25.391	1:04.453	67.46	1.159	09:24:57.945	

Weather / Track : Cloudy / Dry

Brands Hatch Indy
Circuit Length = 1.2079 miles
Start: 09:14 Flag 09:26 End: 09:27

BMCRC - MRO Championships 2015 - Rnd 1 @ Brands Hatch Indy

BMCRC Rookie 600

TIMED PRACTICE - SECTOR ANALYSIS

SECTOR 1 = FL to I1, SECTOR 2 = I1 to I2, SECTOR 3 = I2 to FL, DIFF = Difference To Personal Best Lap

10 - **38.735** 24.967 1:03.702 68.26 0.408 09:26:01.647
 11 - 39.492 **23.802** **1:03.294 (1)** **68.70** **09:27:04.941**

P31 149		Callum HAMMETT		Yamaha -		
IDEAL LAP TIME : 1:03.404		BEST LAP TIME : 1:03.845		DIFFERENCE : 0.441		
LAP	SECTOR 1	SECTOR 2	LAP TIME	MPH	DIFF	TIME OF DAY
1 -	OUTLAP	26.360	1:11.919	60.46	8.074	09:18:20.635
2 -	41.053	25.668	1:06.721	65.17	2.876	09:19:27.356
3 -	40.289	26.141	1:06.430	65.46	2.585	09:20:33.786
4 -	42.268	26.181	1:08.449	63.53	4.604	09:21:42.235
5 -	39.411	25.120	1:04.531 (2)	67.38	0.686	09:22:46.766
6 -	39.620	27.006	1:06.626	65.26	2.781	09:23:53.392
7 -	40.426	25.385	1:05.811 (3)	66.07	1.966	09:24:59.203
8 -	39.305	24.540	1:03.845 (1)	68.11		09:26:03.048
9 -	43.538	24.099	1:07.637	64.29	3.792	09:27:10.685

P32 28		Carl BARRON		Yamaha -		
IDEAL LAP TIME : 1:05.102		BEST LAP TIME : 1:05.163		DIFFERENCE : 0.061		
LAP	SECTOR 1	SECTOR 2	LAP TIME	MPH	DIFF	TIME OF DAY
1 -	48.828	30.108	1:18.936	55.09	13.773	09:17:03.598
2 -	44.798	29.961	1:14.759	58.16	9.596	09:18:18.357
3 -	43.730	28.516	1:12.246	60.19	7.083	09:19:30.603
4 -	42.029	26.986	1:09.015	63.00	3.852	09:20:39.618
5 -	41.372	27.147	1:08.519	63.46	3.356	09:21:48.137
6 -	40.889	26.668	1:07.557	64.36	2.394	09:22:55.694
7 -	40.297	26.596	1:06.893	65.00	1.730	09:24:02.587
8 -	40.278	26.334	1:06.612 (3)	65.28	1.449	09:25:09.199
9 -	39.618	25.545	1:05.163 (1)	66.73		09:26:14.362
10 -	39.557	25.848	1:05.405 (2)	66.48	0.242	09:27:19.767

P33 317		Jack WARD		Yamaha - Team Ward Racing		
IDEAL LAP TIME : 1:05.810		BEST LAP TIME : 1:05.810		DIFFERENCE : 0.000		
LAP	SECTOR 1	SECTOR 2	LAP TIME	MPH	DIFF	TIME OF DAY
1 -	OUTLAP	28.974	1:30.962	47.80	25.152	09:19:43.634
2 -	42.305	26.204	1:08.509	63.47	2.699	09:20:52.143
3 -	42.653	26.839	1:09.492	62.57	3.682	09:22:01.635
4 -	40.238	25.670	1:05.908 (2)	65.97	0.098	09:23:07.543
5 -	40.755	26.817	1:07.572	64.35	1.762	09:24:15.115
6 -	40.570	26.260	1:06.830 (3)	65.06	1.020	09:25:21.945
7 -	40.181	25.629	1:05.810 (1)	66.07		09:26:27.755
8 -	40.957	26.311	1:07.268	64.64	1.458	09:27:35.023

P34 46		Adrian DRAPER		Suzuki -		
IDEAL LAP TIME : 1:10.524		BEST LAP TIME : 1:10.602		DIFFERENCE : 0.078		
LAP	SECTOR 1	SECTOR 2	LAP TIME	MPH	DIFF	TIME OF DAY
1 -	45.157	29.774	1:14.931	58.03	4.329	09:16:32.229
2 -	47.694	29.830	1:17.524	56.09	6.922	09:17:49.753
3 -	44.109	28.404	1:12.513	59.96	1.911	09:19:02.266
4 -	43.669	28.428	1:12.097	60.31	1.495	09:20:14.363
5 -	45.646	28.486	1:14.132	58.66	3.530	09:21:28.495
6 -	45.193	28.146	1:13.339	59.29	2.737	09:22:41.834
7 -	43.518	28.165	1:11.683 (3)	60.66	1.081	09:23:53.517
8 -	44.871	27.943	1:12.814	59.72	2.212	09:25:06.331
9 -	42.877	27.872	1:10.749 (2)	61.46	0.147	09:26:17.080
10 -	42.955	27.647	1:10.602 (1)	61.59		09:27:27.682

P35 47		Matthew BROWN		Honda - Splash Motorcycles		
IDEAL LAP TIME : 1:13.808		BEST LAP TIME : 1:14.022		DIFFERENCE : 0.214		
LAP	SECTOR 1	SECTOR 2	LAP TIME	MPH	DIFF	TIME OF DAY

Weather / Track : Cloudy / Dry

Brands Hatch Indy
 Circuit Length = 1.2079 miles
 Start: 09:14 Flag 09:26 End: 09:27

BMCRC - MRO Championships 2015 - Rnd 1 @ Brands Hatch Indy

BMCRC Rookie 600

TIMED PRACTICE - SECTOR ANALYSIS

SECTOR 1 = FL to I1, SECTOR 2 = I1 to I2, SECTOR 3 = I2 to FL, DIFF = Difference To Personal Best Lap

1 -	OUTLAP	30.079	1:24.156	51.67	10.134	09:18:18.219
2 -	46.533	28.995	1:15.528 (3)	57.57	1.506	09:19:33.747
3 -	45.700	28.512	1:14.212 (2)	58.59	0.190	09:20:47.959
4 -	45.914	28.108	1:14.022 (1)	58.74		09:22:01.981
5 -	48.477	37.521	1:25.998	50.56	11.976	09:23:27.979

BMCRC - MRO Championships 2015 - Rnd 1 @ Brands Hatch Indy

BMCRC Rookie 600

TIMED PRACTICE - BEST SECTORS

SECTOR 1				SECTOR 2				IDEAL / BEST COMPARISON				
POS	NO	NAME	TIME	NO	NAME	TIME	POS	NO	NAME	IDEAL	BEST	DIFF
									PERFECT LAP	53.638		
1	142	WHALLEY	32.408	142	WHALLEY	21.230	1	142	WHALLEY	53.638	54.510	0.872
2	33	CORNWALL	32.642	33	CORNWALL	21.506	2	33	CORNWALL	54.148	54.359	0.211
3	58	MATTHEWS	32.984	58	MATTHEWS	21.803	3	58	MATTHEWS	54.787	55.175	0.388
4	19	BASTABLE	33.574	19	BASTABLE	21.958	4	19	BASTABLE	55.532	55.693	0.161
5	166	PETTIT	34.002	88	CUMBERLAND	22.105	5	166	PETTIT	56.140	56.140	0.000
6	116	MAUL	34.186	166	PETTIT	22.138	6	88	CUMBERLAND	56.358	56.674	0.316
7	88	CUMBERLAND	34.253	116	MAUL	22.188	7	116	MAUL	56.374	56.410	0.036
8	99	COLLINS	34.547	86	SHOUBRIDGE	22.416	8	99	COLLINS	57.250	57.250	0.000
9	70	KINGSTON	34.657	48	XAVIER	22.480	9	51	DURANT	57.351	57.351	0.000
10	51	DURANT	34.701	77	TIBBLE	22.548	10	70	KINGSTON	57.519	57.519	0.000
11	48	XAVIER	35.090	89	GERRITSEN	22.645	11	48	XAVIER	57.570	57.570	0.000
12	89	GERRITSEN	35.292	51	DURANT	22.650	12	89	GERRITSEN	57.937	57.937	0.000
13	30	GROVE	35.364	99	COLLINS	22.703	13	77	TIBBLE	58.010	58.010	0.000
14	77	TIBBLE	35.462	37	PAUL	22.792	14	86	SHOUBRIDGE	58.150	58.159	0.009
15	118	DONEY	35.583	3	KING	22.841	15	30	GROVE	58.438	58.438	0.000
16	86	SHOUBRIDGE	35.734	70	KINGSTON	22.862	16	37	PAUL	58.538	58.660	0.122
17	37	PAUL	35.746	118	DONEY	22.979	17	118	DONEY	58.562	58.983	0.421
18	90	COTGROVE	35.910	30	GROVE	23.074	18	90	COTGROVE	59.137	59.765	0.628
19	114	MARTIN	36.255	164	CHAMBERLAIN	23.170	19	3	KING	59.275	59.318	0.043
20	3	KING	36.434	90	COTGROVE	23.227	20	114	MARTIN	59.689	1:00.033	0.344
21	164	CHAMBERLAIN	36.682	114	MARTIN	23.434	21	164	CHAMBERLAIN	59.852	1:00.000	0.148
22	11	HARVEY	36.715	130	BUTTON	23.567	22	122	WILSON	1:00.797	1:01.175	0.378
23	122	WILSON	36.961	12	WELLS	23.757	23	11	HARVEY	1:01.008	1:01.008	0.000
24	18	HESSE	37.231	84	KENWARD	23.802	24	92	ANDERSON	1:01.078	1:01.195	0.117
25	92	ANDERSON	37.266	92	ANDERSON	23.812	25	12	WELLS	1:01.223	1:01.449	0.226
26	12	WELLS	37.466	122	WILSON	23.836	26	18	HESSE	1:01.484	1:01.484	0.000
27	10	NELSON	38.318	149	HAMMETT	24.099	27	10	NELSON	1:02.531	1:02.780	0.249
28	84	KENWARD	38.735	10	NELSON	24.213	28	84	KENWARD	1:02.537	1:03.294	0.757
29	17	BOYKO	38.848	17	BOYKO	24.234	29	130	BUTTON	1:02.614	1:03.017	0.403
30	130	BUTTON	39.047	18	HESSE	24.253	30	17	BOYKO	1:03.082	1:03.082	0.000
31	149	HAMMETT	39.305	11	HARVEY	24.293	31	149	HAMMETT	1:03.404	1:03.845	0.441
32	28	BARRON	39.557	28	BARRON	25.545	32	28	BARRON	1:05.102	1:05.163	0.061
33	317	WARD	40.181	317	WARD	25.629	33	317	WARD	1:05.810	1:05.810	0.000
34	46	DRAPER	42.877	46	DRAPER	27.647	34	46	DRAPER	1:10.524	1:10.602	0.078
35	47	BROWN	45.700	47	BROWN	28.108	35	47	BROWN	1:13.808	1:14.022	0.214

Weather / Track : Cloudy / Dry

Results can be found at www.tsl-timing.com

Brands Hatch Indy
Circuit Length = 1.2079 miles
Start: 09:14 Flag 09:26 End: 09:27

Printed - 09:28 Saturday, 28 March 2015

BMCRC - MRO Championships 2015 - Rnd 1 @ Brands Hatch Indy

BMCRC Rookie 600

RACE 2 - CLASSIFICATION



POS	NO	NAME	ENTRY	LAPS	TIME	GAP	DIFF	MPH	BEST	ON
1	6	Dominic PETTIT	Yamaha - Camclad Contractors	12	10:36.139			82.03	51.442	12
2	33	Steve CORNWALL	Triumph -	12	10:40.014	3.875	3.875	81.53	52.130	11
3	142	Mick WHALLEY	Triumph -	12	10:45.447	9.308	5.433	80.84	52.176	4
4	58	Jay MATTHEWS	Yamaha -	12	10:46.013	9.874	0.566	80.77	52.577	6
5	90	Benjamin COTGROVE	Triumph - NR Racing	12	11:04.946	28.807	18.933	78.47	53.638	10
6	88	Michael CUMBERLAND	Yamaha -	12	11:08.748	32.609	3.802	78.03	53.719	6
7	19	Simon BASTABLE	Yamaha -	12	11:09.565	33.426	0.817	77.93	53.479	7
8	77	Jamie TIBBLE	Triumph -	12	11:10.152	34.013	0.587	77.86	54.218	12
9	70	Jonathan KINGSTON	Yamaha -	12	11:22.122	45.983	11.970	76.50	54.922	11
10	3	Loris KING	Yamaha - RK Racing/gamingkeys.co	12	11:24.241	48.102	2.119	76.26	54.557	12
11	99	Lloyd COLLINS	Honda - Warren Drives	12	11:27.708	51.569	3.467	75.87	55.042	9
12	164	Barry CHAMBERLAIN	Suzuki - Goldline Maintenance Services	12	11:28.007	51.868	0.299	75.84	55.539	8
13	51	Andrew DURANT	Honda -	12	11:28.793	52.654	0.786	75.76	55.268	7
14	116	Stephen MAUL	Kawasaki -	12	11:29.588	53.449	0.795	75.67	55.570	8
15	118	Nathan DONEY	Yamaha -	12	11:29.643	53.504	0.055	75.66	55.227	8
16	30	Duncan GROVE	Yamaha -	11	10:39.930	1 Lap	1 Lap	74.74	55.478	11
17	12	Andrew WELLS	Suzuki -	11	10:43.884	1 Lap	3.954	74.29	56.129	10
18	122	Paul WILSON	Yamaha -	11	10:45.884	1 Lap	2.000	74.06	56.167	11
19	89	Dirk GERRITSEN	Kawasaki -	11	10:46.672	1 Lap	0.788	73.97	56.081	8
20	114	Ricky MARTIN	Suzuki -	11	10:47.566	1 Lap	0.894	73.86	56.862	11
21	11	Joshua HARVEY	Yamaha - NR Racing	11	10:52.036	1 Lap	4.470	73.36	57.611	7
22	84	James KENWARD	Kawasaki - FG1	11	11:05.003	1 Lap	12.967	71.93	57.303	11
23	130	Lee BUTTON	Yamaha -	11	11:06.998	1 Lap	1.995	71.71	57.906	9
24	92	Paul ANDERSON	Yamaha - Anderson Tyres	11	11:08.210	1 Lap	1.212	71.58	58.652	11
25	17	Ivan BOYKO	Yamaha - Softmill	11	11:08.577	1 Lap	0.367	71.54	57.006	10
26	18	Jacques HESSE	Kawasaki -	11	11:19.792	1 Lap	11.215	70.36	59.361	11
27	37	Corrie PAUL	Honda - Excel Mortgages UK	11	11:22.163	1 Lap	2.371	70.12	58.419	10
28	317	Jack WARD	Yamaha - Team Ward Racing	11	11:23.463	1 Lap	1.300	69.98	57.898	11
29	149	Callum HAMMETT	Yamaha -	11	11:32.369	1 Lap	8.906	69.08	59.808	11
30	44	Andy POPE	Kawasaki - Atwell Martin	11	11:39.692	1 Lap	7.323	68.36	1:00.545	10
31	10	Craig NELSON	Suzuki -	10	10:37.469	2 Laps	1 Lap	68.21	1:01.785	10
32	46	Adrian DRAPER	Suzuki -	10	10:38.641	2 Laps	1.172	68.09	1:01.174	10
33	28	Carl BARRON	Yamaha -	10	11:15.004	2 Laps	36.363	64.42	1:04.580	9

NOT CLASSIFIED

DNF	47	Matthew BROWN	Honda - Splash Motorcycles	6	7:37.869	6 Laps	4 Laps	56.98	1:11.616	4
DNF	48	Ashley XAVIER	Yamaha -	3	2:56.749	9 Laps	3 Laps	73.80	55.989	3

FASTEST LAP

6	Dominic PETTIT	Yamaha - Camclad Contractors	12	51.442	84.53 mph	136.04 kph
---	----------------	------------------------------	----	--------	-----------	------------

90% of Race Speed = 73.82 mph

Weather / Track : Cloudy / Dry

These results are provisional until the conclusion of any judicial and technical matters.

Brands Hatch Indy

Circuit Length = 1.2079 miles

Start: 13:16 Flag 13:27 End: 13:28

Clerk Of Course :	Timekeeper :
-------------------	--------------

Results can be found at www.tsl-timing.com

Printed - 13:35 Saturday, 28 March 2015



BMCRC - MRO Championships 2015 - Rnd 1 @ Brands Hatch Indy

BMCRC Rookie 600

RACE 2 - LAP CHART

LAP 1 @ 13:17:55.916

NO	BEHIND	LAP TIME
33		59.866
142	0.225	1:00.091
58	0.454	1:00.320
6	0.719	1:00.585
88	1.934	1:01.800
77	2.736	1:02.602
116	3.289	1:03.155
19	3.343	1:03.209
90	3.637	1:03.503
48	4.488	1:04.354
70	5.321	1:05.187
164	6.600	1:06.466
99	6.694	1:06.560
3	6.986	1:06.852
89	7.414	1:07.280
51	7.524	1:07.390
118	7.629	1:07.495
122	8.480	1:08.346
30	8.633	1:08.499
114	9.246	1:09.112
12	9.322	1:09.188
11	9.746	1:09.612
92	10.171	1:10.037
130	10.869	1:10.735
18	11.972	1:11.838
10	12.086	1:11.952
37	13.169	1:13.035
149	13.505	1:13.371
17	13.572	1:13.438
84	13.700	1:13.566
46	14.886	1:14.752
44	15.911	1:15.777
317	16.561	1:16.427
28	20.121	1:19.987
47	26.477	1:26.343

LAP 2 @ 13:18:49.584

NO	BEHIND	LAP TIME
33		53.668
142	0.413	53.856
6	0.794	53.743
58	1.008	54.222
88	4.242	55.976
77	5.004	55.936
19	5.175	55.500
90	5.791	55.822
116	6.634	57.013
48	7.226	56.406
70	8.678	57.025
164	10.073	57.141
3	10.387	57.069
99	11.640	58.614
51	12.012	58.156
118	12.081	58.120
89	12.916	59.170
122	13.104	58.292
114	13.769	58.191
30	14.224	59.259
12	15.233	59.579
11	15.764	59.686
130	17.241	1:00.040
92	18.116	1:01.613

84	20.741	1:00.709
37	21.304	1:01.803
18	21.408	1:03.104
10	21.980	1:03.562
17	22.508	1:02.604
149	23.068	1:03.231
46	24.083	1:02.865
44	25.167	1:02.924
317	26.730	1:03.837
28	34.580	1:08.127
47	46.263	1:13.454

LAP 3 @ 13:19:42.349

NO	BEHIND	LAP TIME
33		52.765
6	0.934	52.905
142	1.110	53.462
58	1.549	53.306
88	7.166	55.689
77	7.746	55.507
19	7.894	55.484
90	8.088	55.062
116	9.720	55.851
48	10.450	55.989
70	12.464	56.551
3	14.450	56.828
99	15.144	56.269
164	15.549	58.241
118	15.919	56.603
51	16.218	56.971
89	19.299	59.148
122	19.563	59.224
30	20.001	58.542
114	20.385	59.381
12	21.390	58.922
11	21.978	58.979
130	24.364	59.888
92	24.949	59.598
84	27.777	59.801
37	28.499	59.960
18	29.953	1:01.310
17	30.442	1:00.699
10	31.650	1:02.435
149	32.417	1:02.114
46	33.567	1:02.249
44	34.550	1:02.148
317	36.465	1:02.500
28	48.159	1:06.344

LAP 4 @ 13:20:35.532

NO	BEHIND	LAP TIME
33		53.183
142	0.103	52.176
6	0.744	52.993
58	1.940	53.574
88	9.430	55.447
77	9.671	55.108
90	9.730	54.825
19	10.026	55.315
47	1 Lap	1:11.934
116	12.544	56.007
70	14.977	55.696
3	17.579	56.312
99	18.575	56.614

118	18.774	56.038
164	19.256	56.890
51	19.673	56.638
30	24.179	57.361
122	24.637	58.257
89	25.279	59.163
12	25.730	57.523
114	25.947	58.745
11	26.839	58.044
130	31.859	1:00.678
92	32.143	1:00.377
84	34.071	59.477
37	34.463	59.147
18	37.991	1:01.221
17	38.331	1:01.072
149	41.991	1:02.757
10	42.101	1:03.634
44	43.260	1:01.893
46	43.606	1:03.222
317	45.016	1:01.734

LAP 5 @ 13:21:28.586

NO	BEHIND	LAP TIME
6		52.310
33	0.574	53.628
142	0.850	53.801
58	1.783	52.897
28	1 Lap	1:06.506
88	11.227	54.851
90	11.475	54.799
77	11.901	55.284
19	12.309	55.337
116	16.806	57.316
70	17.853	55.930
3	21.769	57.244
118	22.218	56.498
99	22.770	57.249
164	23.260	57.058
51	24.562	57.943
30	28.755	57.630
122	29.446	57.863
12	29.688	57.012
47	1 Lap	1:11.616
89	30.834	58.609
114	31.399	58.506
11	31.620	57.835
130	38.463	59.658
92	38.772	59.683
84	40.513	59.496
37	40.709	59.300
18	45.547	1:00.610
17	45.657	1:00.380

LAP 6 @ 13:22:20.246

NO	BEHIND	LAP TIME
6		51.660
10	1 Lap	1:03.119
149	1 Lap	1:03.513
44	1 Lap	1:02.460
33	1.130	52.216
142	1.601	52.411
46	1 Lap	1:03.127
317	1 Lap	1:02.063
58	2.700	52.577

88	13.286	53.719
90	13.482	53.667
77	14.518	54.277
19	15.820	55.171
70	22.299	56.106
28	1 Lap	1:06.281
116	23.178	58.032
3	25.842	55.733
118	26.416	55.858
99	26.678	55.568
164	27.658	56.058
51	28.596	55.694
30	34.309	57.214
122	35.286	57.500
12	35.435	57.407
114	37.381	57.642
11	38.257	58.297
89	38.380	59.206
130	46.098	59.295
92	46.280	59.168
84	48.105	59.252
37	48.441	59.392

LAP 7 @ 13:23:12.133

NO	BEHIND	LAP TIME
6		51.887
47	2 Laps	1:13.093
18	1 Lap	1:00.026
33	2.055	52.812
17	1 Lap	1:00.032
142	3.183	53.469
58	5.315	54.502
149	1 Lap	1:02.467
10	1 Lap	1:02.878
44	1 Lap	1:02.769
317	1 Lap	1:01.719
46	1 Lap	1:03.732
88	15.479	54.080
90	15.509	53.914
77	16.923	54.292
19	17.412	53.479
70	25.753	55.341
116	27.640	56.349
3	30.639	56.684
99	30.794	56.003
118	31.379	56.850
164	31.633	55.862
51	31.977	55.268
28	1 Lap	1:05.225
30	38.792	56.370
12	40.215	56.667
122	40.899	57.500
114	42.639	57.145
89	42.763	56.270
11	43.981	57.611

LAP 8 @ 13:24:04.416

NO	BEHIND	LAP TIME
6		52.283
92	1 Lap	59.057
130	1 Lap	59.672
84	1 Lap	57.997
33	1.991	52.219
142	5.345	54.445

58	6.054	53.022
17	1 Lap	59.454
18	1 Lap	1:01.011
37	1 Lap	1:12.051
90	18.356	55.130
88	19.874	56.678
317	1 Lap	1:00.776
77	21.725	57.085
149	1 Lap	1:02.892
19	22.635	57.506
10	1 Lap	1:03.863
44	1 Lap	1:03.582
46	1 Lap	1:03.178
70	29.431	55.961
47	2 Laps	1:21.429
116	30.927	55.570
3	34.030	55.674
118	34.323	55.227
164	34.889	55.539
51	35.249	55.555
99	36.093	57.582
30	43.013	56.504
12	45.508	57.576
122	46.420	57.804
89	46.561	56.081
114	47.786	57.430
11	49.587	57.889
28	1 Lap	1:06.173

LAP 9 @ 13:24:55.941

NO	BEHIND	LAP TIME
6		51.525
33	2.990	52.524
58	7.588	53.059
142	7.868	54.048
130	1 Lap	58.776
84	1 Lap	58.934
92	1 Lap	1:00.380
17	1 Lap	57.965
18	1 Lap	1:00.396
90	20.769	53.938
88	23.027	54.678
37	1 Lap	1:01.072
77	26.423	56.223
19	26.498	55.388
317	1 Lap	58.891
149	1 Lap	1:01.028
44	1 Lap	1:00.931
10	1 Lap	1:02.436
70	34.069	56.163
46	1 Lap	1:01.956
116	36.162	56.760
3	37.977	55.472
118	38.614	55.816
164	38.933	55.569
51	39.384	55.660
99	39.610	55.042
30	48.276	56.788
12	51.127	57.144
122	52.447	57.552
89	52.741	57.705

Brands Hatch Indy
 Circuit Length = 1.2079 miles
 Start: 13:16 Flag 13:27 End: 13:28

BMCRC - MRO Championships 2015 - Rnd 1 @ Brands Hatch Indy

BMCRC Rookie 600

RACE 2 - LAP CHART

LAP 10 @ 13:25:48.722

NO	BEHIND	LAP TIME
6		52.781
114	1 Lap	57.111
33	2.768	52.559
11	1 Lap	58.246
142	7.570	52.483
58	7.986	53.179
28	2 Laps	1:06.819
130	1 Lap	57.906
84	1 Lap	57.918
92	1 Lap	58.766
17	1 Lap	58.319
90	21.626	53.638
88	25.454	55.208
18	1 Lap	1:00.216
77	28.550	54.908
19	28.660	54.943
37	1 Lap	59.349
317	1 Lap	58.978
70	38.313	57.025
149	1 Lap	1:00.405
44	1 Lap	1:01.310
116	41.518	58.137
3	41.567	56.371
118	42.891	57.058
164	42.915	56.763
10	1 Lap	1:01.805
51	43.343	56.740
99	43.413	56.584
46	1 Lap	1:02.386
30	51.780	56.285

LAP 11 @ 13:26:40.747

NO	BEHIND	LAP TIME
6		52.025
12	1 Lap	56.129
33	2.873	52.130
89	1 Lap	56.653
122	1 Lap	57.379
114	1 Lap	57.441
142	8.418	52.873
58	8.596	52.635
11	1 Lap	57.833
84	1 Lap	1:00.550
130	1 Lap	1:01.406
90	24.000	54.399
92	1 Lap	1:00.879
28	2 Laps	1:04.580
17	1 Lap	57.006
88	27.696	54.267
19	30.252	53.617
77	31.237	54.712
18	1 Lap	1:00.699
37	1 Lap	58.419
317	1 Lap	58.640
70	41.210	54.922
3	44.987	55.445
164	47.092	56.202
99	47.519	56.131
149	1 Lap	1:00.783
116	47.907	58.414
118	48.094	57.228
51	48.242	56.924

44 1 Lap 1:00.545

LAP 12 @ 13:27:32.189

NO	BEHIND	LAP TIME
6		51.442
10	2 Laps	1:01.785
46	2 Laps	1:01.174
30	1 Lap	55.478
33	3.875	52.444
12	1 Lap	56.737
142	9.308	52.332
122	1 Lap	56.167
58	9.874	52.720
89	1 Lap	57.387
114	1 Lap	56.862
11	1 Lap	58.004
90	28.807	56.249
84	1 Lap	57.303
130	1 Lap	58.944
92	1 Lap	58.652
17	1 Lap	57.608
88	32.609	56.355
19	33.426	54.616
77	34.013	54.218
28	2 Laps	1:04.962
18	1 Lap	59.361
70	45.983	56.215
37	1 Lap	58.635
317	1 Lap	57.898
3	48.102	54.557
99	51.569	55.492
164	51.868	56.218
51	52.654	55.854
116	53.449	56.984
118	53.504	56.852
149	1 Lap	59.808
44	1 Lap	1:05.353

Weather / Track : Cloudy / Dry

Results can be found at www.tsl-timing.com

Page 2 of 2

Brands Hatch Indy
Circuit Length = 1.2079 miles
Start: 13:16 Flag 13:27 End: 13:28

Printed - 13:36 Saturday, 28 March 2015

BMCRC - MRO Championships 2015 - Rnd 1 @ Brands Hatch Indy

BMCRC Rookie 600

RACE 2 - SECTOR ANALYSIS

SECTOR 1 = FL to I1, SECTOR 2 = I1 to I2, SECTOR 3 = I2 to FL, DIFF = Difference To Personal Best Lap

P1 6		Dominic PETTIT		Yamaha - Camclad Contractors		
IDEAL LAP TIME : 51.013		BEST LAP TIME : 51.442		DIFFERENCE : 0.429		
LAP	SECTOR 1	SECTOR 2	LAP TIME	MPH	DIFF	TIME OF DAY
1 -		21.772	1:00.585	71.77	9.143	13:17:56.635
2 -	32.705	21.038	53.743	80.91	2.301	13:18:50.378
3 -	31.867	21.038	52.905	82.19	1.463	13:19:43.283
4 -	31.778	21.215	52.993	82.05	1.551	13:20:36.276
5 -	32.044	20.266	52.310	83.13	0.868	13:21:28.586
6 -	30.747	20.913	51.660 (3)	84.17	0.218	13:22:20.246
7 -	31.122	20.765	51.887	83.80	0.445	13:23:12.133
8 -	31.354	20.929	52.283	83.17	0.841	13:24:04.416
9 -	31.126	20.399	51.525 (2)	84.39	0.083	13:24:55.941
10 -	32.164	20.617	52.781	82.38	1.339	13:25:48.722
11 -	31.651	20.374	52.025	83.58	0.583	13:26:40.747
12 -	30.903	20.539	51.442 (1)	84.53		13:27:32.189

P2 33		Steve CORNWALL		Triumph -		
IDEAL LAP TIME : 51.924		BEST LAP TIME : 52.130		DIFFERENCE : 0.206		
LAP	SECTOR 1	SECTOR 2	LAP TIME	MPH	DIFF	TIME OF DAY
1 -		21.603	59.866	72.63	7.736	13:17:55.916
2 -	32.668	21.000	53.668	81.02	1.538	13:18:49.584
3 -	31.948	20.817	52.765	82.41	0.635	13:19:42.349
4 -	32.323	20.860	53.183	81.76	1.053	13:20:35.532
5 -	32.941	20.687	53.628	81.08	1.498	13:21:29.160
6 -	31.430	20.786	52.216 (2)	83.28	0.086	13:22:21.376
7 -	31.806	21.006	52.812	82.34	0.682	13:23:14.188
8 -	31.685	20.534	52.219 (3)	83.27	0.089	13:24:06.407
9 -	31.873	20.651	52.524	82.79	0.394	13:24:58.931
10 -	31.769	20.790	52.559	82.73	0.429	13:25:51.490
11 -	31.390	20.740	52.130 (1)	83.41		13:26:43.620
12 -	31.697	20.747	52.444	82.91	0.314	13:27:36.064

P3 142		Mick WHALLEY		Triumph -		
IDEAL LAP TIME : 51.970		BEST LAP TIME : 52.176		DIFFERENCE : 0.206		
LAP	SECTOR 1	SECTOR 2	LAP TIME	MPH	DIFF	TIME OF DAY
1 -		21.594	1:00.091	72.36	7.915	13:17:56.141
2 -	32.794	21.062	53.856	80.74	1.680	13:18:49.997
3 -	32.502	20.960	53.462	81.34	1.286	13:19:43.459
4 -	31.597	20.579	52.176 (1)	83.34		13:20:35.635
5 -	33.139	20.662	53.801	80.82	1.625	13:21:29.436
6 -	31.405	21.006	52.411 (3)	82.97	0.235	13:22:21.847
7 -	32.621	20.848	53.469	81.32	1.293	13:23:15.316
8 -	33.521	20.924	54.445	79.87	2.269	13:24:09.761
9 -	32.297	21.751	54.048	80.45	1.872	13:25:03.809
10 -	31.673	20.810	52.483	82.85	0.307	13:25:56.292
11 -	32.092	20.781	52.873	82.24	0.697	13:26:49.165
12 -	31.391	20.941	52.332 (2)	83.09	0.156	13:27:41.497

P4 58		Jay MATTHEWS		Yamaha -		
IDEAL LAP TIME : 52.153		BEST LAP TIME : 52.577		DIFFERENCE : 0.424		
LAP	SECTOR 1	SECTOR 2	LAP TIME	MPH	DIFF	TIME OF DAY
1 -		21.562	1:00.320	72.09	7.743	13:17:56.370
2 -	33.171	21.051	54.222	80.19	1.645	13:18:50.592
3 -	32.098	21.208	53.306	81.57	0.729	13:19:43.898
4 -	32.567	21.007	53.574	81.17	0.997	13:20:37.472
5 -	32.251	20.646	52.897	82.20	0.320	13:21:30.369
6 -	32.017	20.560	52.577 (1)	82.70		13:22:22.946
7 -	33.307	21.195	54.502	79.78	1.925	13:23:17.448
8 -	32.280	20.742	53.022	82.01	0.445	13:24:10.470
9 -	31.593	21.466	53.059	81.95	0.482	13:25:03.529

Weather / Track : Cloudy / Dry

Brands Hatch Indy
 Circuit Length = 1.2079 miles
 Start: 13:16 Flag 13:27 End: 13:28

BMCRC - MRO Championships 2015 - Rnd 1 @ Brands Hatch Indy

BMCRC Rookie 600

RACE 2 - SECTOR ANALYSIS

SECTOR 1 = FL to I1, SECTOR 2 = I1 to I2, SECTOR 3 = I2 to FL, DIFF = Difference To Personal Best Lap

10 -	31.984	21.195	53.179	81.77	0.602	13:25:56.708
11 -	31.840	20.795	52.635 (2)	82.61	0.058	13:26:49.343
12 -	31.608	21.112	52.720 (3)	82.48	0.143	13:27:42.063

P5 90 Benjamin COTGROVE		Triumph - NR Racing				
IDEAL LAP TIME : 53.550		BEST LAP TIME : 53.638		DIFFERENCE : 0.088		
LAP	SECTOR 1	SECTOR 2	LAP TIME	MPH	DIFF	TIME OF DAY
1 -		22.538	1:03.503	68.47	9.865	13:17:59.553
2 -	34.113	21.709	55.822	77.90	2.184	13:18:55.375
3 -	33.509	21.553	55.062	78.97	1.424	13:19:50.437
4 -	33.471	21.354	54.825	79.31	1.187	13:20:45.262
5 -	33.534	21.265	54.799	79.35	1.161	13:21:40.061
6 -	32.641	21.026	53.667 (2)	81.02	0.029	13:22:33.728
7 -	32.627	21.287	53.914 (3)	80.65	0.276	13:23:27.642
8 -	33.138	21.992	55.130	78.87	1.492	13:24:22.772
9 -	32.771	21.167	53.938	80.62	0.300	13:25:16.710
10 -	32.524	21.114	53.638 (1)	81.07		13:26:10.348
11 -	32.552	21.847	54.399	79.93	0.761	13:27:04.747
12 -	33.909	22.340	56.249	77.30	2.611	13:28:00.996

P6 88 Michael CUMBERLAND		Yamaha -				
IDEAL LAP TIME : 53.661		BEST LAP TIME : 53.719		DIFFERENCE : 0.058		
LAP	SECTOR 1	SECTOR 2	LAP TIME	MPH	DIFF	TIME OF DAY
1 -		22.007	1:01.800	70.36	8.081	13:17:57.850
2 -	34.271	21.705	55.976	77.68	2.257	13:18:53.826
3 -	34.139	21.550	55.689	78.08	1.970	13:19:49.515
4 -	33.469	21.978	55.447	78.42	1.728	13:20:44.962
5 -	33.719	21.132	54.851	79.28	1.132	13:21:39.813
6 -	32.865	20.854	53.719 (1)	80.95		13:22:33.532
7 -	32.807	21.273	54.080 (2)	80.41	0.361	13:23:27.612
8 -	34.533	22.145	56.678	76.72	2.959	13:24:24.290
9 -	33.580	21.098	54.678	79.53	0.959	13:25:18.968
10 -	33.421	21.787	55.208	78.76	1.489	13:26:14.176
11 -	33.101	21.166	54.267 (3)	80.13	0.548	13:27:08.443
12 -	34.495	21.860	56.355	77.16	2.636	13:28:04.798

P7 19 Simon BASTABLE		Yamaha -				
IDEAL LAP TIME : 53.411		BEST LAP TIME : 53.479		DIFFERENCE : 0.068		
LAP	SECTOR 1	SECTOR 2	LAP TIME	MPH	DIFF	TIME OF DAY
1 -		22.448	1:03.209	68.79	9.730	13:17:59.259
2 -	34.070	21.430	55.500	78.35	2.021	13:18:54.759
3 -	34.030	21.454	55.484	78.37	2.005	13:19:50.243
4 -	34.013	21.302	55.315	78.61	1.836	13:20:45.558
5 -	34.223	21.114	55.337	78.58	1.858	13:21:40.895
6 -	33.950	21.221	55.171	78.82	1.692	13:22:36.066
7 -	32.492	20.987	53.479 (1)	81.31		13:23:29.545
8 -	33.501	24.005	57.506	75.62	4.027	13:24:27.051
9 -	33.892	21.496	55.388	78.51	1.909	13:25:22.439
10 -	33.703	21.240	54.943	79.14	1.464	13:26:17.382
11 -	32.698	20.919	53.617 (2)	81.10	0.138	13:27:10.999
12 -	33.577	21.039	54.616 (3)	79.62	1.137	13:28:05.615

P8 77 Jamie TIBBLE		Triumph -				
IDEAL LAP TIME : 54.168		BEST LAP TIME : 54.218		DIFFERENCE : 0.050		
LAP	SECTOR 1	SECTOR 2	LAP TIME	MPH	DIFF	TIME OF DAY
1 -		22.131	1:02.602	69.46	8.384	13:17:58.652
2 -	34.175	21.761	55.936	77.74	1.718	13:18:54.588
3 -	33.830	21.677	55.507	78.34	1.289	13:19:50.095
4 -	33.553	21.555	55.108	78.91	0.890	13:20:45.203
5 -	34.132	21.152	55.284	78.65	1.066	13:21:40.487

Weather / Track : Cloudy / Dry

Brands Hatch Indy
Circuit Length = 1.2079 miles
Start: 13:16 Flag 13:27 End: 13:28

BMCRC - MRO Championships 2015 - Rnd 1 @ Brands Hatch Indy

BMCRC Rookie 600

RACE 2 - SECTOR ANALYSIS

SECTOR 1 = FL to I1, SECTOR 2 = I1 to I2, SECTOR 3 = I2 to FL, DIFF = Difference To Personal Best Lap

6 -	33.161	21.116	54.277 (2)	80.11	0.059	13:22:34.764
7 -	33.111	21.181	54.292 (3)	80.09	0.074	13:23:29.056
8 -	33.337	23.748	57.085	76.17	2.867	13:24:26.141
9 -	34.540	21.683	56.223	77.34	2.005	13:25:22.364
10 -	33.493	21.415	54.908	79.19	0.690	13:26:17.272
11 -	33.320	21.392	54.712	79.48	0.494	13:27:11.984
12 -	33.052	21.166	54.218 (1)	80.20		13:28:06.202

P9 70 Jonathan KINGSTON			Yamaha -			
IDEAL LAP TIME : 54.922		BEST LAP TIME : 54.922		DIFFERENCE : 0.000		
LAP	SECTOR 1	SECTOR 2	LAP TIME	MPH	DIFF	TIME OF DAY
1 -		23.020	1:05.187	66.70	10.265	13:18:01.237
2 -	34.608	22.417	57.025	76.25	2.103	13:18:58.262
3 -	34.435	22.116	56.551	76.89	1.629	13:19:54.813
4 -	33.993	21.703	55.696 (3)	78.07	0.774	13:20:50.509
5 -	34.127	21.803	55.930	77.75	1.008	13:21:46.439
6 -	33.861	22.245	56.106	77.50	1.184	13:22:42.545
7 -	33.283	22.058	55.341 (2)	78.57	0.419	13:23:37.886
8 -	33.873	22.088	55.961	77.70	1.039	13:24:33.847
9 -	33.526	22.637	56.163	77.42	1.241	13:25:30.010
10 -	34.621	22.404	57.025	76.25	2.103	13:26:27.035
11 -	33.239	21.683	54.922 (1)	79.17		13:27:21.957
12 -	33.531	22.684	56.215	77.35	1.293	13:28:18.172

P10 3 Loris KING			Yamaha - RK Racing/gamingkeys.co			
IDEAL LAP TIME : 54.557		BEST LAP TIME : 54.557		DIFFERENCE : 0.000		
LAP	SECTOR 1	SECTOR 2	LAP TIME	MPH	DIFF	TIME OF DAY
1 -		23.582	1:06.852	65.04	12.295	13:18:02.902
2 -	35.021	22.048	57.069	76.19	2.512	13:18:59.971
3 -	34.437	22.391	56.828	76.52	2.271	13:19:56.799
4 -	34.243	22.069	56.312	77.22	1.755	13:20:53.111
5 -	35.356	21.888	57.244	75.96	2.687	13:21:50.355
6 -	33.762	21.971	55.733	78.02	1.176	13:22:46.088
7 -	34.590	22.094	56.684	76.71	2.127	13:23:42.772
8 -	33.666	22.008	55.674	78.10	1.117	13:24:38.446
9 -	33.786	21.686	55.472 (3)	78.39	0.915	13:25:33.918
10 -	34.100	22.271	56.371	77.14	1.814	13:26:30.289
11 -	33.950	21.495	55.445 (2)	78.43	0.888	13:27:25.734
12 -	33.084	21.473	54.557 (1)	79.70		13:28:20.291

P11 99 Lloyd COLLINS			Honda - Warren Drives			
IDEAL LAP TIME : 54.746		BEST LAP TIME : 55.042		DIFFERENCE : 0.296		
LAP	SECTOR 1	SECTOR 2	LAP TIME	MPH	DIFF	TIME OF DAY
1 -		24.252	1:06.560	65.33	11.518	13:18:02.610
2 -	36.057	22.557	58.614	74.19	3.572	13:19:01.224
3 -	34.006	22.263	56.269	77.28	1.227	13:19:57.493
4 -	34.552	22.062	56.614	76.81	1.572	13:20:54.107
5 -	34.888	22.361	57.249	75.95	2.207	13:21:51.356
6 -	34.054	21.514	55.568 (3)	78.25	0.526	13:22:46.924
7 -	34.112	21.891	56.003	77.64	0.961	13:23:42.927
8 -	35.714	21.868	57.582	75.52	2.540	13:24:40.509
9 -	33.833	21.209	55.042 (1)	79.00		13:25:35.551
10 -	34.147	22.437	56.584	76.85	1.542	13:26:32.135
11 -	34.036	22.095	56.131	77.47	1.089	13:27:28.266
12 -	33.537	21.955	55.492 (2)	78.36	0.450	13:28:23.758

P12 164 Barry CHAMBERLAIN			Suzuki - Goldline Maintenance Services			
IDEAL LAP TIME : 55.440		BEST LAP TIME : 55.539		DIFFERENCE : 0.099		
LAP	SECTOR 1	SECTOR 2	LAP TIME	MPH	DIFF	TIME OF DAY
1 -		23.515	1:06.466	65.42	10.927	13:18:02.516

Weather / Track : Cloudy / Dry

Brands Hatch Indy
Circuit Length = 1.2079 miles
Start: 13:16 Flag 13:27 End: 13:28

BMCRC - MRO Championships 2015 - Rnd 1 @ Brands Hatch Indy

BMCRC Rookie 600

RACE 2 - SECTOR ANALYSIS

SECTOR 1 = FL to I1, SECTOR 2 = I1 to I2, SECTOR 3 = I2 to FL, DIFF = Difference To Personal Best Lap

2 -	34.830	22.311	57.141	76.10	1.602	13:18:59.657
3 -	35.823	22.418	58.241	74.66	2.702	13:19:57.898
4 -	34.518	22.372	56.890	76.43	1.351	13:20:54.788
5 -	35.053	22.005	57.058	76.21	1.519	13:21:51.846
6 -	34.186	21.872	56.058	77.57	0.519	13:22:47.904
7 -	34.094	21.768	55.862 (3)	77.84	0.323	13:23:43.766
8 -	33.859	21.680	55.539 (1)	78.29		13:24:39.305
9 -	33.940	21.629	55.569 (2)	78.25	0.030	13:25:34.874
10 -	33.983	22.780	56.763	76.60	1.224	13:26:31.637
11 -	33.811	22.391	56.202	77.37	0.663	13:27:27.839
12 -	34.091	22.127	56.218	77.35	0.679	13:28:24.057

P13 51		Andrew DURANT		Honda -			
IDEAL LAP TIME : 55.067		BEST LAP TIME : 55.268		DIFFERENCE : 0.201			
LAP	SECTOR 1	SECTOR 2	LAP TIME	MPH	DIFF	TIME OF DAY	

1 -		23.600	1:07.390	64.52	12.122	13:18:03.440
2 -	35.298	22.858	58.156	74.77	2.888	13:19:01.596
3 -	34.524	22.447	56.971	76.33	1.703	13:19:58.567
4 -	34.454	22.184	56.638	76.77	1.370	13:20:55.205
5 -	35.862	22.081	57.943	75.04	2.675	13:21:53.148
6 -	33.863	21.831	55.694	78.08	0.426	13:22:48.842
7 -	33.382	21.886	55.268 (1)	78.68		13:23:44.110
8 -	33.870	21.685	55.555 (2)	78.27	0.287	13:24:39.665
9 -	33.803	21.857	55.660 (3)	78.12	0.392	13:25:35.325
10 -	33.853	22.887	56.740	76.64	1.472	13:26:32.065
11 -	34.759	22.165	56.924	76.39	1.656	13:27:28.989
12 -	33.973	21.881	55.854	77.85	0.586	13:28:24.843

P14 116		Stephen MAUL		Kawasaki -			
IDEAL LAP TIME : 55.570		BEST LAP TIME : 55.570		DIFFERENCE : 0.000			
LAP	SECTOR 1	SECTOR 2	LAP TIME	MPH	DIFF	TIME OF DAY	

1 -		22.471	1:03.155	68.85	7.585	13:17:59.205
2 -	34.445	22.568	57.013	76.27	1.443	13:18:56.218
3 -	33.930	21.921	55.851 (2)	77.86	0.281	13:19:52.069
4 -	33.981	22.026	56.007 (3)	77.64	0.437	13:20:48.076
5 -	34.985	22.331	57.316	75.87	1.746	13:21:45.392
6 -	34.550	23.482	58.032	74.93	2.462	13:22:43.424
7 -	34.318	22.031	56.349	77.17	0.779	13:23:39.773
8 -	33.823	21.747	55.570 (1)	78.25		13:24:35.343
9 -	34.788	21.972	56.760	76.61	1.190	13:25:32.103
10 -	35.637	22.500	58.137	74.79	2.567	13:26:30.240
11 -	35.059	23.355	58.414	74.44	2.844	13:27:28.654
12 -	34.337	22.647	56.984	76.31	1.414	13:28:25.638

P15 118		Nathan DONEY		Yamaha -			
IDEAL LAP TIME : 55.227		BEST LAP TIME : 55.227		DIFFERENCE : 0.000			
LAP	SECTOR 1	SECTOR 2	LAP TIME	MPH	DIFF	TIME OF DAY	

1 -		23.359	1:07.495	64.42	12.268	13:18:03.545
2 -	35.474	22.646	58.120	74.82	2.893	13:19:01.665
3 -	34.081	22.522	56.603	76.82	1.376	13:19:58.268
4 -	34.164	21.874	56.038	77.60	0.811	13:20:54.306
5 -	34.188	22.310	56.498	76.96	1.271	13:21:50.804
6 -	33.889	21.969	55.858 (3)	77.85	0.631	13:22:46.662
7 -	34.876	21.974	56.850	76.49	1.623	13:23:43.512
8 -	33.501	21.726	55.227 (1)	78.74		13:24:38.739
9 -	34.066	21.750	55.816 (2)	77.90	0.589	13:25:34.555
10 -	34.268	22.790	57.058	76.21	1.831	13:26:31.613
11 -	34.871	22.357	57.228	75.98	2.001	13:27:28.841
12 -	34.617	22.235	56.852	76.48	1.625	13:28:25.693

Weather / Track : Cloudy / Dry

Brands Hatch Indy
Circuit Length = 1.2079 miles
Start: 13:16 Flag 13:27 End: 13:28

BMCRC - MRO Championships 2015 - Rnd 1 @ Brands Hatch Indy

BMCRC Rookie 600

RACE 2 - SECTOR ANALYSIS

SECTOR 1 = FL to I1, SECTOR 2 = I1 to I2, SECTOR 3 = I2 to FL, DIFF = Difference To Personal Best Lap

P16 30		Duncan GROVE		Yamaha -		
IDEAL LAP TIME : 55.244		BEST LAP TIME : 55.478		DIFFERENCE : 0.234		
LAP	SECTOR 1	SECTOR 2	LAP TIME	MPH	DIFF	TIME OF DAY
1 -		24.264	1:08.499	63.48	13.021	13:18:04.549
2 -	36.249	23.010	59.259	73.38	3.781	13:19:03.808
3 -	34.990	23.552	58.542	74.28	3.064	13:20:02.350
4 -	34.703	22.658	57.361	75.81	1.883	13:20:59.711
5 -	34.183	23.447	57.630	75.45	2.152	13:21:57.341
6 -	34.872	22.342	57.214	76.00	1.736	13:22:54.555
7 -	34.036	22.334	56.370 (3)	77.14	0.892	13:23:50.925
8 -	34.326	22.178	56.504	76.96	1.026	13:24:47.429
9 -	34.211	22.577	56.788	76.57	1.310	13:25:44.217
10 -	34.455	21.830	56.285 (2)	77.26	0.807	13:26:40.502
11 -	33.414	22.064	55.478 (1)	78.38		13:27:35.980

P17 12		Andrew WELLS		Suzuki -		
IDEAL LAP TIME : 56.027		BEST LAP TIME : 56.129		DIFFERENCE : 0.102		
LAP	SECTOR 1	SECTOR 2	LAP TIME	MPH	DIFF	TIME OF DAY
1 -		24.088	1:09.188	62.85	13.059	13:18:05.238
2 -	36.120	23.459	59.579	72.98	3.450	13:19:04.817
3 -	35.640	23.282	58.922	73.80	2.793	13:20:03.739
4 -	35.184	22.339	57.523	75.59	1.394	13:21:01.262
5 -	34.352	22.660	57.012	76.27	0.883	13:21:58.274
6 -	34.846	22.561	57.407	75.75	1.278	13:22:55.681
7 -	34.095	22.572	56.667 (2)	76.73	0.538	13:23:52.348
8 -	34.943	22.633	57.576	75.52	1.447	13:24:49.924
9 -	34.468	22.676	57.144	76.09	1.015	13:25:47.068
10 -	33.959	22.170	56.129 (1)	77.47		13:26:43.197
11 -	33.857	22.880	56.737 (3)	76.64	0.608	13:27:39.934

P18 122		Paul WILSON		Yamaha -		
IDEAL LAP TIME : 56.167		BEST LAP TIME : 56.167		DIFFERENCE : 0.000		
LAP	SECTOR 1	SECTOR 2	LAP TIME	MPH	DIFF	TIME OF DAY
1 -		24.003	1:08.346	63.62	12.179	13:18:04.396
2 -	35.314	22.978	58.292	74.60	2.125	13:19:02.688
3 -	35.585	23.639	59.224	73.42	3.057	13:20:01.912
4 -	35.390	22.867	58.257	74.64	2.090	13:21:00.169
5 -	34.561	23.302	57.863	75.15	1.696	13:21:58.032
6 -	35.005	22.495	57.500 (3)	75.62	1.333	13:22:55.532
7 -	34.487	23.013	57.500 (3)	75.62	1.333	13:23:53.032
8 -	35.031	22.773	57.804	75.23	1.637	13:24:50.836
9 -	35.087	22.465	57.552	75.55	1.385	13:25:48.388
10 -	34.612	22.767	57.379 (2)	75.78	1.212	13:26:45.767
11 -	34.024	22.143	56.167 (1)	77.42		13:27:41.934

P19 89		Dirk GERRITSEN		Kawasaki -		
IDEAL LAP TIME : 56.081		BEST LAP TIME : 56.081		DIFFERENCE : 0.000		
LAP	SECTOR 1	SECTOR 2	LAP TIME	MPH	DIFF	TIME OF DAY
1 -		24.165	1:07.280	64.63	11.199	13:18:03.330
2 -	35.771	23.399	59.170	73.49	3.089	13:19:02.500
3 -	35.706	23.442	59.148	73.52	3.067	13:20:01.648
4 -	36.076	23.087	59.163	73.50	3.082	13:21:00.811
5 -	35.809	22.800	58.609	74.19	2.528	13:21:59.420
6 -	36.618	22.588	59.206	73.44	3.125	13:22:58.626
7 -	33.960	22.310	56.270 (2)	77.28	0.189	13:23:54.896
8 -	33.831	22.250	56.081 (1)	77.54		13:24:50.977
9 -	35.329	22.376	57.705	75.35	1.624	13:25:48.682
10 -	34.215	22.438	56.653 (3)	76.75	0.572	13:26:45.335
11 -	34.878	22.509	57.387	75.77	1.306	13:27:42.722

Weather / Track : Cloudy / Dry

Brands Hatch Indy
Circuit Length = 1.2079 miles
Start: 13:16 Flag 13:27 End: 13:28

BMCRC - MRO Championships 2015 - Rnd 1 @ Brands Hatch Indy

BMCRC Rookie 600

RACE 2 - SECTOR ANALYSIS

SECTOR 1 = FL to I1, SECTOR 2 = I1 to I2, SECTOR 3 = I2 to FL, DIFF = Difference To Personal Best Lap

P20 114		Ricky MARTIN		Suzuki -		
IDEAL LAP TIME : 56.278		BEST LAP TIME : 56.862		DIFFERENCE : 0.584		
LAP	SECTOR 1	SECTOR 2	LAP TIME	MPH	DIFF	TIME OF DAY
1 -		24.071	1:09.112	62.92	12.250	13:18:05.162
2 -	35.310	22.881	58.191	74.72	1.329	13:19:03.353
3 -	35.246	24.135	59.381	73.23	2.519	13:20:02.734
4 -	35.718	23.027	58.745	74.02	1.883	13:21:01.479
5 -	35.323	23.183	58.506	74.32	1.644	13:21:59.985
6 -	35.195	22.447	57.642	75.44	0.780	13:22:57.627
7 -	34.686	22.459	57.145 (3)	76.09	0.283	13:23:54.772
8 -	34.557	22.873	57.430	75.72	0.568	13:24:52.202
9 -	34.566	22.545	57.111 (2)	76.14	0.249	13:25:49.313
10 -	35.052	22.389	57.441	75.70	0.579	13:26:46.754
11 -	33.889	22.973	56.862 (1)	76.47		13:27:43.616

P21 11		Joshua HARVEY		Yamaha - NR Racing		
IDEAL LAP TIME : 57.478		BEST LAP TIME : 57.611		DIFFERENCE : 0.133		
LAP	SECTOR 1	SECTOR 2	LAP TIME	MPH	DIFF	TIME OF DAY
1 -		24.281	1:09.612	62.46	12.001	13:18:05.662
2 -	36.111	23.575	59.686	72.85	2.075	13:19:05.348
3 -	35.363	23.616	58.979	73.73	1.368	13:20:04.327
4 -	35.070	22.974	58.044	74.91	0.433	13:21:02.371
5 -	34.913	22.922	57.835 (3)	75.18	0.224	13:22:00.206
6 -	35.370	22.927	58.297	74.59	0.686	13:22:58.503
7 -	34.742	22.869	57.611 (1)	75.48		13:23:56.114
8 -	34.609	23.280	57.889	75.11	0.278	13:24:54.003
9 -	35.094	23.152	58.246	74.65	0.635	13:25:52.249
10 -	34.745	23.088	57.833 (2)	75.19	0.222	13:26:50.082
11 -	34.981	23.023	58.004	74.97	0.393	13:27:48.086

P22 84		James KENWARD		Kawasaki - FG1		
IDEAL LAP TIME : 57.303		BEST LAP TIME : 57.303		DIFFERENCE : 0.000		
LAP	SECTOR 1	SECTOR 2	LAP TIME	MPH	DIFF	TIME OF DAY
1 -		24.485	1:13.566	59.11	16.263	13:18:09.616
2 -	36.649	24.060	1:00.709	71.63	3.406	13:19:10.325
3 -	35.911	23.890	59.801	72.71	2.498	13:20:10.126
4 -	36.168	23.309	59.477	73.11	2.174	13:21:09.603
5 -	36.424	23.072	59.496	73.09	2.193	13:22:09.099
6 -	35.643	23.609	59.252	73.39	1.949	13:23:08.351
7 -	35.102	22.895	57.997 (3)	74.97	0.694	13:24:06.348
8 -	35.618	23.316	58.934	73.78	1.631	13:25:05.282
9 -	35.103	22.815	57.918 (2)	75.08	0.615	13:26:03.200
10 -	36.844	23.706	1:00.550	71.81	3.247	13:27:03.750
11 -	34.696	22.607	57.303 (1)	75.88		13:28:01.053

P23 130		Lee BUTTON		Yamaha -		
IDEAL LAP TIME : 57.906		BEST LAP TIME : 57.906		DIFFERENCE : 0.000		
LAP	SECTOR 1	SECTOR 2	LAP TIME	MPH	DIFF	TIME OF DAY
1 -		24.400	1:10.735	61.47	12.829	13:18:06.785
2 -	36.611	23.429	1:00.040	72.42	2.134	13:19:06.825
3 -	36.512	23.376	59.888	72.61	1.982	13:20:06.713
4 -	37.126	23.552	1:00.678	71.66	2.772	13:21:07.391
5 -	36.549	23.109	59.658	72.89	1.752	13:22:07.049
6 -	36.080	23.215	59.295	73.33	1.389	13:23:06.344
7 -	36.113	23.559	59.672	72.87	1.766	13:24:06.016
8 -	35.772	23.004	58.776 (2)	73.98	0.870	13:25:04.792
9 -	34.964	22.942	57.906 (1)	75.09		13:26:02.698
10 -	37.646	23.760	1:01.406	70.81	3.500	13:27:04.104
11 -	35.897	23.047	58.944 (3)	73.77	1.038	13:28:03.048

Weather / Track : Cloudy / Dry

Brands Hatch Indy
Circuit Length = 1.2079 miles
Start: 13:16 Flag 13:27 End: 13:28

BMCRC - MRO Championships 2015 - Rnd 1 @ Brands Hatch Indy

BMCRC Rookie 600

RACE 2 - SECTOR ANALYSIS

SECTOR 1 = FL to I1, SECTOR 2 = I1 to I2, SECTOR 3 = I2 to FL, DIFF = Difference To Personal Best Lap

P24 92 Paul ANDERSON		Yamaha - Anderson Tyres				
IDEAL LAP TIME : 58.239		BEST LAP TIME : 58.652				
		DIFFERENCE : 0.413				
LAP	SECTOR 1	SECTOR 2	LAP TIME	MPH	DIFF	TIME OF DAY
1 -		24.092	1:10.037	62.08	11.385	13:18:06.087
2 -	37.836	23.777	1:01.613	70.57	2.961	13:19:07.700
3 -	36.077	23.521	59.598	72.96	0.946	13:20:07.298
4 -	36.911	23.466	1:00.377	72.02	1.725	13:21:07.675
5 -	36.599	23.084	59.683	72.86	1.031	13:22:07.358
6 -	36.072	23.096	59.168	73.49	0.516	13:23:06.526
7 -	35.791	23.266	59.057 (3)	73.63	0.405	13:24:05.583
8 -	36.202	24.178	1:00.380	72.02	1.728	13:25:05.963
9 -	35.909	22.857	58.766 (2)	73.99	0.114	13:26:04.729
10 -	37.065	23.814	1:00.879	71.43	2.227	13:27:05.608
11 -	35.382	23.270	58.652 (1)	74.14		13:28:04.260

P25 17 Ivan BOYKO		Yamaha - Softmill				
IDEAL LAP TIME : 56.974		BEST LAP TIME : 57.006				
		DIFFERENCE : 0.032				
LAP	SECTOR 1	SECTOR 2	LAP TIME	MPH	DIFF	TIME OF DAY
1 -		25.209	1:13.438	59.21	16.432	13:18:09.488
2 -	38.085	24.519	1:02.604	69.46	5.598	13:19:12.092
3 -	37.116	23.583	1:00.699	71.64	3.693	13:20:12.791
4 -	37.766	23.306	1:01.072	71.20	4.066	13:21:13.863
5 -	36.722	23.658	1:00.380	72.02	3.374	13:22:14.243
6 -	37.253	22.779	1:00.032	72.43	3.026	13:23:14.275
7 -	35.834	23.620	59.454	73.14	2.448	13:24:13.729
8 -	35.525	22.440	57.965 (3)	75.02	0.959	13:25:11.694
9 -	35.429	22.890	58.319	74.56	1.313	13:26:10.013
10 -	34.585	22.421	57.006 (1)	76.28		13:27:07.019
11 -	35.219	22.389	57.608 (2)	75.48	0.602	13:28:04.627

P26 18 Jacques HESSE		Kawasaki -				
IDEAL LAP TIME : 59.308		BEST LAP TIME : 59.361				
		DIFFERENCE : 0.053				
LAP	SECTOR 1	SECTOR 2	LAP TIME	MPH	DIFF	TIME OF DAY
1 -		24.721	1:11.838	60.53	12.477	13:18:07.888
2 -	38.588	24.516	1:03.104	68.91	3.743	13:19:10.992
3 -	37.414	23.896	1:01.310	70.92	1.949	13:20:12.302
4 -	37.198	24.023	1:01.221	71.03	1.860	13:21:13.523
5 -	36.886	23.724	1:00.610	71.74	1.249	13:22:14.133
6 -	36.717	23.309	1:00.026 (2)	72.44	0.665	13:23:14.159
7 -	37.464	23.547	1:01.011	71.27	1.650	13:24:15.170
8 -	36.645	23.751	1:00.396	72.00	1.035	13:25:15.566
9 -	36.725	23.491	1:00.216 (3)	72.21	0.855	13:26:15.782
10 -	37.216	23.483	1:00.699	71.64	1.338	13:27:16.481
11 -	35.999	23.362	59.361 (1)	73.25		13:28:15.842

P27 37 Corrie PAUL		Honda - Excel Mortgages UK				
IDEAL LAP TIME : 58.133		BEST LAP TIME : 58.419				
		DIFFERENCE : 0.286				
LAP	SECTOR 1	SECTOR 2	LAP TIME	MPH	DIFF	TIME OF DAY
1 -		25.084	1:13.035	59.54	14.616	13:18:09.085
2 -	37.435	24.368	1:01.803	70.36	3.384	13:19:10.888
3 -	36.049	23.911	59.960	72.52	1.541	13:20:10.848
4 -	36.337	22.810	59.147 (3)	73.52	0.728	13:21:09.995
5 -	36.153	23.147	59.300	73.33	0.881	13:22:09.295
6 -	36.217	23.175	59.392	73.21	0.973	13:23:08.687
7 -	36.041	36.010	1:12.051	60.35	13.632	13:24:20.738
8 -	37.979	23.093	1:01.072	71.20	2.653	13:25:21.810
9 -	36.613	22.736	59.349	73.27	0.930	13:26:21.159
10 -	35.397	23.022	58.419 (1)	74.43		13:27:19.578
11 -	35.770	22.865	58.635 (2)	74.16	0.216	13:28:18.213

Weather / Track : Cloudy / Dry

Brands Hatch Indy
Circuit Length = 1.2079 miles
Start: 13:16 Flag 13:27 End: 13:28

BMCRC - MRO Championships 2015 - Rnd 1 @ Brands Hatch Indy

BMCRC Rookie 600

RACE 2 - SECTOR ANALYSIS

SECTOR 1 = FL to I1, SECTOR 2 = I1 to I2, SECTOR 3 = I2 to FL, DIFF = Difference To Personal Best Lap

P28 317		Jack WARD		Yamaha - Team Ward Racing		
IDEAL LAP TIME : 57.898		BEST LAP TIME : 57.898		DIFFERENCE : 0.000		
LAP	SECTOR 1	SECTOR 2	LAP TIME	MPH	DIFF	TIME OF DAY
1 -		26.000	1:16.427	56.89	18.529	13:18:12.477
2 -	38.945	24.892	1:03.837	68.12	5.939	13:19:16.314
3 -	38.005	24.495	1:02.500	69.57	4.602	13:20:18.814
4 -	37.394	24.340	1:01.734	70.44	3.836	13:21:20.548
5 -	37.045	25.018	1:02.063	70.06	4.165	13:22:22.611
6 -	37.808	23.911	1:01.719	70.45	3.821	13:23:24.330
7 -	36.765	24.011	1:00.776	71.55	2.878	13:24:25.106
8 -	35.459	23.432	58.891 (3)	73.84	0.993	13:25:23.997
9 -	35.418	23.560	58.978	73.73	1.080	13:26:22.975
10 -	35.430	23.210	58.640 (2)	74.15	0.742	13:27:21.615
11 -	34.832	23.066	57.898 (1)	75.10		13:28:19.513

P29 149		Callum HAMMETT		Yamaha -		
IDEAL LAP TIME : 59.808		BEST LAP TIME : 59.808		DIFFERENCE : 0.000		
LAP	SECTOR 1	SECTOR 2	LAP TIME	MPH	DIFF	TIME OF DAY
1 -		25.619	1:13.371	59.26	13.563	13:18:09.421
2 -	38.425	24.806	1:03.231	68.77	3.423	13:19:12.652
3 -	37.661	24.453	1:02.114	70.01	2.306	13:20:14.766
4 -	38.343	24.414	1:02.757	69.29	2.949	13:21:17.523
5 -	39.099	24.414	1:03.513	68.46	3.705	13:22:21.036
6 -	37.919	24.548	1:02.467	69.61	2.659	13:23:23.503
7 -	38.400	24.492	1:02.892	69.14	3.084	13:24:26.395
8 -	37.018	24.010	1:01.028	71.25	1.220	13:25:27.423
9 -	36.839	23.566	1:00.405 (2)	71.99	0.597	13:26:27.828
10 -	36.910	23.873	1:00.783 (3)	71.54	0.975	13:27:28.611
11 -	36.301	23.507	59.808 (1)	72.70		13:28:28.419

P30 44		Andy POPE		Kawasaki - Atwell Martin		
IDEAL LAP TIME : 1:00.417		BEST LAP TIME : 1:00.545		DIFFERENCE : 0.128		
LAP	SECTOR 1	SECTOR 2	LAP TIME	MPH	DIFF	TIME OF DAY
1 -		25.946	1:15.777	57.38	15.232	13:18:11.827
2 -	38.129	24.795	1:02.924	69.10	2.379	13:19:14.751
3 -	37.639	24.509	1:02.148	69.97	1.603	13:20:16.899
4 -	37.950	23.943	1:01.893	70.26	1.348	13:21:18.792
5 -	38.347	24.113	1:02.460	69.62	1.915	13:22:21.252
6 -	38.485	24.284	1:02.769	69.27	2.224	13:23:24.021
7 -	38.889	24.693	1:03.582	68.39	3.037	13:24:27.603
8 -	37.200	23.731	1:00.931 (2)	71.36	0.386	13:25:28.534
9 -	37.592	23.718	1:01.310 (3)	70.92	0.765	13:26:29.844
10 -	37.328	23.217	1:00.545 (1)	71.82		13:27:30.389
11 -	38.277	27.076	1:05.353	66.54	4.808	13:28:35.742

P31 10		Craig NELSON		Suzuki -		
IDEAL LAP TIME : 1:01.716		BEST LAP TIME : 1:01.785		DIFFERENCE : 0.069		
LAP	SECTOR 1	SECTOR 2	LAP TIME	MPH	DIFF	TIME OF DAY
1 -		24.649	1:11.952	60.43	10.167	13:18:08.002
2 -	38.647	24.915	1:03.562	68.41	1.777	13:19:11.564
3 -	38.331	24.104	1:02.435 (3)	69.65	0.650	13:20:13.999
4 -	38.784	24.850	1:03.634	68.33	1.849	13:21:17.633
5 -	38.513	24.606	1:03.119	68.89	1.334	13:22:20.752
6 -	38.208	24.670	1:02.878	69.15	1.093	13:23:23.630
7 -	38.972	24.891	1:03.863	68.09	2.078	13:24:27.493
8 -	38.444	23.992	1:02.436	69.64	0.651	13:25:29.929
9 -	37.724	24.081	1:01.805 (2)	70.36	0.020	13:26:31.734
10 -	37.775	24.010	1:01.785 (1)	70.38		13:27:33.519

Weather / Track : Cloudy / Dry

Brands Hatch Indy
Circuit Length = 1.2079 miles
Start: 13:16 Flag 13:27 End: 13:28

BMCRC - MRO Championships 2015 - Rnd 1 @ Brands Hatch Indy

BMCRC Rookie 600

RACE 2 - SECTOR ANALYSIS

SECTOR 1 = FL to I1, SECTOR 2 = I1 to I2, SECTOR 3 = I2 to FL, DIFF = Difference To Personal Best Lap

P32 46		Adrian DRAPER		Suzuki -		
IDEAL LAP TIME : 1:00.738		BEST LAP TIME : 1:01.174		DIFFERENCE : 0.436		
LAP	SECTOR 1	SECTOR 2	LAP TIME	MPH	DIFF	TIME OF DAY
1 -		25.630	1:14.752	58.17	13.578	13:18:10.802
2 -	38.031	24.834	1:02.865	69.17	1.691	13:19:13.667
3 -	37.461	24.788	1:02.249 (3)	69.85	1.075	13:20:15.916
4 -	38.283	24.939	1:03.222	68.78	2.048	13:21:19.138
5 -	38.140	24.987	1:03.127	68.88	1.953	13:22:22.265
6 -	38.324	25.408	1:03.732	68.23	2.558	13:23:25.997
7 -	38.408	24.770	1:03.178	68.83	2.004	13:24:29.175
8 -	37.381	24.575	1:01.956 (2)	70.18	0.782	13:25:31.131
9 -	38.381	24.005	1:02.386	69.70	1.212	13:26:33.517
10 -	36.733	24.441	1:01.174 (1)	71.08		13:27:34.691

P33 28		Carl BARRON		Yamaha -		
IDEAL LAP TIME : 1:04.306		BEST LAP TIME : 1:04.580		DIFFERENCE : 0.274		
LAP	SECTOR 1	SECTOR 2	LAP TIME	MPH	DIFF	TIME OF DAY
1 -		27.853	1:19.987	54.36	15.407	13:18:16.037
2 -	41.274	26.853	1:08.127	63.83	3.547	13:19:24.164
3 -	39.943	26.401	1:06.344	65.54	1.764	13:20:30.508
4 -	40.516	25.990	1:06.506	65.38	1.926	13:21:37.014
5 -	40.293	25.988	1:06.281	65.60	1.701	13:22:43.295
6 -	39.311	25.914	1:05.225 (3)	66.67	0.645	13:23:48.520
7 -	39.956	26.217	1:06.173	65.71	1.593	13:24:54.693
8 -	40.071	26.748	1:06.819	65.08	2.239	13:26:01.512
9 -	39.221	25.359	1:04.580 (1)	67.33		13:27:06.092
10 -	38.947	26.015	1:04.962 (2)	66.94	0.382	13:28:11.054

P34 47		Matthew BROWN		Honda - Splash Motorcycles		
IDEAL LAP TIME : 1:11.570		BEST LAP TIME : 1:11.616		DIFFERENCE : 0.046		
LAP	SECTOR 1	SECTOR 2	LAP TIME	MPH	DIFF	TIME OF DAY
1 -		29.656	1:26.343	50.36	14.727	13:18:22.393
2 -	44.665	28.789	1:13.454	59.20	1.838	13:19:35.847
3 -	43.956	27.978	1:11.934 (2)	60.45	0.318	13:20:47.781
4 -	44.002	27.614	1:11.616 (1)	60.72		13:21:59.397
5 -	44.831	28.262	1:13.093 (3)	59.49	1.477	13:23:12.490
6 -	44.614	36.815	1:21.429	53.40	9.813	13:24:33.919

P35 48		Ashley XAVIER		Yamaha -		
IDEAL LAP TIME : 55.920		BEST LAP TIME : 55.989		DIFFERENCE : 0.069		
LAP	SECTOR 1	SECTOR 2	LAP TIME	MPH	DIFF	TIME OF DAY
1 -		22.282	1:04.354 (3)	67.57	8.365	13:18:00.404
2 -	34.058	22.348	56.406 (2)	77.09	0.417	13:18:56.810
3 -	34.127	21.862	55.989 (1)	77.66		13:19:52.799

BMCRC - MRO Championships 2015 - Rnd 1 @ Brands Hatch Indy

BMCRC Rookie 600

RACE 2 - BEST SECTORS

SECTOR 1			SECTOR 2			IDEAL / BEST COMPARISON						
POS	NO	NAME	TIME	NO	NAME	TIME	POS	NO	NAME	IDEAL	BEST	DIFF
									PERFECT LAP	51.013		
1	6	PETTIT	30.747	6	PETTIT	20.266	1	6	PETTIT	51.013	51.442	0.429
2	33	CORNWALL	31.390	33	CORNWALL	20.534	2	33	CORNWALL	51.924	52.130	0.206
3	142	WHALLEY	31.391	58	MATTHEWS	20.560	3	142	WHALLEY	51.970	52.176	0.206
4	58	MATTHEWS	31.593	142	WHALLEY	20.579	4	58	MATTHEWS	52.153	52.577	0.424
5	19	BASTABLE	32.492	88	CUMBERLAND	20.854	5	19	BASTABLE	53.411	53.479	0.068
6	90	COTGROVE	32.524	19	BASTABLE	20.919	6	90	COTGROVE	53.550	53.638	0.088
7	88	CUMBERLAND	32.807	90	COTGROVE	21.026	7	88	CUMBERLAND	53.661	53.719	0.058
8	77	TIBBLE	33.052	77	TIBBLE	21.116	8	77	TIBBLE	54.168	54.218	0.050
9	3	KING	33.084	99	COLLINS	21.209	9	3	KING	54.557	54.557	0.000
10	70	KINGSTON	33.239	3	KING	21.473	10	99	COLLINS	54.746	55.042	0.296
11	51	DURANT	33.382	164	CHAMBERLAIN	21.629	11	70	KINGSTON	54.922	54.922	0.000
12	30	GROVE	33.414	70	KINGSTON	21.683	12	51	DURANT	55.067	55.268	0.201
13	118	DONEY	33.501	51	DURANT	21.685	13	118	DONEY	55.227	55.227	0.000
14	99	COLLINS	33.537	118	DONEY	21.726	14	30	GROVE	55.244	55.478	0.234
15	164	CHAMBERLAIN	33.811	116	MAUL	21.747	15	164	CHAMBERLAIN	55.440	55.539	0.099
16	116	MAUL	33.823	30	GROVE	21.830	16	116	MAUL	55.570	55.570	0.000
17	89	GERRITSEN	33.831	48	XAVIER	21.862	17	48	XAVIER	55.920	55.989	0.069
18	12	WELLS	33.857	122	WILSON	22.143	18	12	WELLS	56.027	56.129	0.102
19	114	MARTIN	33.889	12	WELLS	22.170	19	89	GERRITSEN	56.081	56.081	0.000
20	122	WILSON	34.024	89	GERRITSEN	22.250	20	122	WILSON	56.167	56.167	0.000
21	48	XAVIER	34.058	17	BOYKO	22.389	21	114	MARTIN	56.278	56.862	0.584
22	17	BOYKO	34.585	114	MARTIN	22.389	22	17	BOYKO	56.974	57.006	0.032
23	11	HARVEY	34.609	84	KENWARD	22.607	23	84	KENWARD	57.303	57.303	0.000
24	84	KENWARD	34.696	37	PAUL	22.736	24	11	HARVEY	57.478	57.611	0.133
25	317	WARD	34.832	92	ANDERSON	22.857	25	317	WARD	57.898	57.898	0.000
26	130	BUTTON	34.964	11	HARVEY	22.869	26	130	BUTTON	57.906	57.906	0.000
27	92	ANDERSON	35.382	130	BUTTON	22.942	27	37	PAUL	58.133	58.419	0.286
28	37	PAUL	35.397	317	WARD	23.066	28	92	ANDERSON	58.239	58.652	0.413
29	18	HESSE	35.999	44	POPE	23.217	29	18	HESSE	59.308	59.361	0.053
30	149	HAMMETT	36.301	18	HESSE	23.309	30	149	HAMMETT	59.808	59.808	0.000
31	46	DRAPER	36.733	149	HAMMETT	23.507	31	44	POPE	1:00.417	1:00.545	0.128
32	44	POPE	37.200	10	NELSON	23.992	32	46	DRAPER	1:00.738	1:01.174	0.436
33	10	NELSON	37.724	46	DRAPER	24.005	33	10	NELSON	1:01.716	1:01.785	0.069
34	28	BARRON	38.947	28	BARRON	25.359	34	28	BARRON	1:04.306	1:04.580	0.274
35	47	BROWN	43.956	47	BROWN	27.614	35	47	BROWN	1:11.570	1:11.616	0.046

Weather / Track : Cloudy / Dry

Results can be found at www.tsl-timing.com

Brands Hatch Indy
Circuit Length = 1.2079 miles
Start: 13:16 Flag 13:27 End: 13:28

Printed - 13:37 Saturday, 28 March 2015


BMCRC - MRO Championships 2015 - Rnd 1 @ Brands Hatch Indy

BMCRC Rookie 600

RACE 12 - GRID



ROW 12	35	48 Ashley XAVIER	34	47 Matthew BROWN		
ROW 11	33	28 Carl BARRON	32	46 Adrian DRAPER	31	10 Craig NELSON
ROW 10	30	44 Andy POPE	29	149 Callum HAMMETT	28	317 Jack WARD
ROW 9	27	37 Corrie PAUL	26	18 Jacques HESSE	25	17 Ivan BOYKO
ROW 8	24	92 Paul ANDERSON	23	130 Lee BUTTON	22	84 James KENWARD
ROW 7	21	11 Joshua HARVEY	20	114 Ricky MARTIN	19	89 Dirk GERRITSEN
ROW 6	18	122 Paul WILSON	17	12 Andrew WELLS	16	30 Duncan GROVE
ROW 5	15	118 Nathan DONEY	14	116 Stephen MAUL	13	51 Andrew DURANT
ROW 4	12	164 Barry CHAMBERLAIN	11	99 Lloyd COLLINS	10	3 Loris KING
ROW 3	9	70 Jonathan KINGSTON	8	77 Jamie TIBBLE	7	19 Simon BASTABLE
ROW 2	6	88 Michael CUMBERLAND	5	90 Benjamin COTGROVE	4	58 Jay MATTHEWS
ROW 1	3	142 Mick WHALLEY	2	33 Steve CORNWALL	1	6 Dominic PETTIT
Pole						



Brands Hatch Indy
Circuit Length = 1.2079 miles

These results are provisional until the conclusion of any judicial and technical matters.

Clerk Of Course :	Timekeeper :
-------------------	--------------

Results can be found at www.tsl-timing.com

Printed - 13:38 Saturday, 28 March 2015



BMCRC - MRO Championships 2015 - Rnd 1 @ Brands Hatch Indy

BMCRC Rookie 600

RACE 12 - CLASSIFICATION



POS	NO	NAME	ENTRY	LAPS	TIME	GAP	DIFF	MPH	BEST	ON
1	6	Dominic PETTIT	Yamaha - Camclad Contractors	12	10:33.556			82.36	51.614	3
2	33	Steve CORNWALL	Triumph -	12	10:34.574	1.018	1.018	82.23	51.562	10
3	58	Jay MATTHEWS	Yamaha -	12	10:44.687	11.131	10.113	80.94	52.583	11
4	90	Benjamin COTGROVE	Triumph - NR Racing	12	10:50.848	17.292	6.161	80.17	53.162	5
5	19	Simon BASTABLE	Yamaha -	12	10:56.254	22.698	5.406	79.51	53.573	5
6	88	Michael CUMBERLAND	Yamaha -	12	10:59.163	25.607	2.909	79.16	53.375	4
7	77	Jamie TIBBLE	Triumph -	12	11:09.987	36.431	10.824	77.88	54.435	11
8	3	Loris KING	Yamaha - RK Racing/gamingkeys.co	12	11:14.112	40.556	4.125	77.41	53.737	12
9	164	Barry CHAMBERLAIN	Suzuki - Goldline Maintenance Services	12	11:15.082	41.526	0.970	77.29	55.077	11
10	99	Lloyd COLLINS	Honda - Warren Drives	12	11:19.724	46.168	4.642	76.77	54.978	11
11	30	Duncan GROVE	Yamaha -	12	11:22.588	49.032	2.864	76.44	54.716	12
12	12	Andrew WELLS	Suzuki -	12	11:25.127	51.571	2.539	76.16	54.853	12
13	51	Andrew DURANT	Honda -	12	11:26.031	52.475	0.904	76.06	55.447	11
14	118	Nathan DONEY	Yamaha -	12	11:30.100	56.544	4.069	75.61	55.740	4
15	116	Stephen MAUL	Kawasaki -	11	10:37.607	1 Lap	1 Lap	75.02	55.967	7
16	11	Joshua HARVEY	Yamaha - NR Racing	11	10:46.787	1 Lap	9.180	73.95	57.145	6
17	89	Dirk GERRITSEN	Kawasaki -	11	10:47.994	1 Lap	1.207	73.81	56.151	9
18	114	Ricky MARTIN	Suzuki -	11	10:51.687	1 Lap	3.693	73.40	56.285	7
19	17	Ivan BOYKO	Yamaha - Softmill	11	10:58.057	1 Lap	6.370	72.69	57.517	8
20	122	Paul WILSON	Yamaha -	11	10:58.282	1 Lap	0.225	72.66	58.333	7
21	37	Corrie PAUL	Honda - Excel Mortgages UK	11	11:01.446	1 Lap	3.164	72.31	57.601	11
22	18	Jacques HESSE	Kawasaki -	11	11:02.751	1 Lap	1.305	72.17	58.371	11
23	149	Callum HAMMETT	Yamaha -	11	11:06.620	1 Lap	3.869	71.75	59.078	8
24	130	Lee BUTTON	Yamaha -	11	11:10.379	1 Lap	3.759	71.35	58.668	11
25	317	Jack WARD	Yamaha - Team Ward Racing	11	11:11.553	1 Lap	1.174	71.22	58.373	11
26	84	James KENWARD	Kawasaki - FG1	11	11:12.282	1 Lap	0.729	71.15	58.098	11
27	92	Paul ANDERSON	Yamaha - Anderson Tyres	11	11:13.258	1 Lap	0.976	71.04	59.213	11
28	10*	Craig NELSON	Suzuki -	10	10:37.514	2 Laps	1 Lap	68.21	1:01.563	10
29	46	Adrian DRAPER	Suzuki -	10	10:38.951	2 Laps	1.437	68.05	1:01.522	2
30	28	Carl BARRON	Yamaha -	10	10:54.376	2 Laps	15.425	66.45	1:03.391	6
31	47	Matthew BROWN	Honda - Splash Motorcycles	9	10:44.991	3 Laps	1 Lap	60.67	1:09.000	8

NOT CLASSIFIED

DNF	70	Jonathan KINGSTON	Yamaha -	2	2:02.841	10 Laps	7 Laps	70.80	58.147	2
DNF	142	Mick WHALLEY	Triumph -	0						
DNF	44	Andy POPE	Kawasaki - Atwell Martin	0						

FASTEST LAP

33	Steve CORNWALL	Triumph -	10	51.562	84.33 mph	135.72 kph
----	----------------	-----------	----	--------	-----------	------------

* No 10 - Please improve location of transponder - poor signal
90% of Race Speed = 74.12 mph

Brands Hatch Indy
Circuit Length = 1.2079 miles
Start: 16:17 Flag 16:28 End: 16:30

Weather / Track : Cloudy / Dry

These results are provisional until the conclusion of any judicial and technical matters.

Clerk Of Course :	Timekeeper :
-------------------	--------------

Results can be found at www.tsl-timing.com

Printed - 16:30 Saturday, 28 March 2015



BMCRC - MRO Championships 2015 - Rnd 1 @ Brands Hatch Indy

BMCRC Rookie 600

RACE 12 - LAP CHART

LAP 1 @ 16:18:27.281		
NO	BEHIND	LAP TIME

33		58.008
6	0.215	58.223
90	1.409	59.417
58	1.608	59.616
19	2.202	1:00.210
77	2.887	1:00.895
88	3.002	1:01.010
164	4.944	1:02.952
3	5.528	1:03.536
116	5.853	1:03.861
99	6.541	1:04.549
70	6.686	1:04.694
118	7.168	1:05.176
12	7.741	1:05.749
30	8.723	1:06.731
51	8.754	1:06.762
122	9.749	1:07.757
89	9.938	1:07.946
17	10.129	1:08.137
11	10.311	1:08.319
92	12.022	1:10.030
149	12.613	1:10.621
114	12.995	1:11.003
130	13.321	1:11.329
18	13.552	1:11.560
37	14.101	1:12.109
84	14.207	1:12.215
317	15.071	1:13.079
10	15.549	1:13.557
46	16.399	1:14.407
28	17.860	1:15.868
47	24.367	1:22.375

LAP 2 @ 16:19:20.074		
NO	BEHIND	LAP TIME

6		52.578
33	0.816	53.609
58	2.504	53.689
90	3.269	54.653
19	3.778	54.369
88	4.337	54.128
77	6.180	56.086
164	8.148	55.997
3	9.838	57.103
116	10.193	57.133
99	10.345	56.597
70	12.040	58.147
118	12.085	57.710
12	12.894	57.946
51	12.935	56.974
30	14.306	58.376
122	16.417	59.461
11	16.641	59.123
89	17.001	59.856
17	17.517	1:00.181
92	19.509	1:00.280
149	20.429	1:00.609
18	20.630	59.871
114	21.017	1:00.815
37	21.704	1:00.396
130	22.516	1:01.988
317	23.237	1:00.959

84	23.319	1:01.905
46	25.128	1:01.522
10	25.282	1:02.526
28	29.621	1:04.554
47	44.026	1:12.452

LAP 3 @ 16:20:11.688		
NO	BEHIND	LAP TIME

6		51.614
33	1.571	52.369
58	4.363	53.473
90	5.052	53.397
19	5.982	53.818
88	6.140	53.417
77	10.223	55.657
164	12.017	55.483
3	14.581	56.357
99	15.010	56.279
116	15.126	56.547
118	16.894	56.423
51	17.785	56.464
12	18.671	57.391
30	19.834	57.142
11	23.675	58.648
122	24.291	59.488
89	24.991	59.604
17	25.319	59.416
92	27.330	59.435
18	28.597	59.581
149	29.368	1:00.553
114	29.428	1:00.025
37	29.602	59.512
130	31.483	1:00.581
84	31.886	1:00.181
317	32.802	1:01.179
10	35.609	1:01.941
46	35.674	1:02.160
28	42.000	1:03.993

LAP 4 @ 16:21:03.937		
NO	BEHIND	LAP TIME

6		52.249
33	1.816	52.494
58	4.888	52.774
90	6.010	53.207
88	7.266	53.375
19	8.355	54.622
47	1 Lap	1:11.089
77	13.471	55.497
164	15.032	55.264
3	18.443	56.111
99	18.729	55.968
116	19.029	56.152
118	20.385	55.740
51	21.036	55.500
12	22.500	56.078
30	25.334	57.749
11	29.106	57.680
122	30.383	58.341
89	31.296	58.554
17	31.677	58.607
92	34.917	59.836
18	35.505	59.157
114	36.098	58.919

37	36.760	59.407
149	37.001	59.882
130	39.194	59.960
84	40.037	1:00.400
317	40.324	59.771
10	45.711	1:02.351
46	46.625	1:03.200

LAP 5 @ 16:21:56.390		
NO	BEHIND	LAP TIME

6		52.453
28	1 Lap	1:04.311
33	1.724	52.361
58	5.155	52.720
90	6.719	53.162
88	8.694	53.881
19	9.475	53.573
77	16.850	55.832
164	18.619	56.040
99	22.826	56.550
3	23.121	57.131
116	23.572	56.996
118	23.805	55.873
51	25.272	56.689
12	26.681	56.634
30	28.806	55.925
47	1 Lap	1:10.271
11	33.831	57.178
122	36.799	58.869
89	37.587	58.744
17	37.703	58.479
92	41.989	59.525
114	42.295	58.650
37	42.656	58.349
18	42.838	59.786
149	43.630	59.082
130	46.145	59.404
317	47.848	59.977
84	48.916	1:01.332

LAP 6 @ 16:22:49.268		
NO	BEHIND	LAP TIME

6		52.878
33	1.637	52.791
10	1 Lap	1:02.544
46	1 Lap	1:03.411
58	5.148	52.871
90	7.121	53.280
88	10.171	54.355
19	10.937	54.340
28	1 Lap	1:03.644
77	18.768	54.796
164	21.431	55.690
99	25.404	55.456
3	25.721	55.478
116	27.157	56.463
118	27.367	56.440
51	27.871	55.477
12	29.815	56.012
30	31.164	55.236
11	38.098	57.145
89	43.185	58.476
122	43.215	59.294
17	43.467	58.642

47	1 Lap	1:09.998
114	47.008	57.591
37	48.102	58.324
92	49.465	1:00.354
18	49.548	59.588
149	49.951	59.199

LAP 7 @ 16:23:41.988		
NO	BEHIND	LAP TIME

6		52.720
130	1 Lap	59.564
33	0.774	51.857
317	1 Lap	58.994
84	1 Lap	59.155
58	5.544	53.116
90	7.675	53.274
88	13.269	55.818
19	13.503	55.286
10	1 Lap	1:04.123
46	1 Lap	1:03.408
77	21.511	55.463
28	1 Lap	1:03.391
164	24.448	55.737
99	28.187	55.503
3	28.325	55.324
116	30.404	55.967
51	30.883	55.732
118	30.956	56.309
12	33.218	56.123
30	33.568	55.124
11	42.693	57.315
122	48.828	58.333
89	48.941	58.476
17	49.919	59.172
114	50.573	56.285

LAP 8 @ 16:24:35.316		
NO	BEHIND	LAP TIME

6		53.328
33	0.357	52.911
37	1 Lap	59.100
18	1 Lap	58.398
149	1 Lap	59.418
58	5.984	53.768
92	1 Lap	1:02.678
130	1 Lap	59.507
317	1 Lap	58.577
90	8.832	54.485
84	1 Lap	1:00.050
47	2 Laps	1:10.168
19	14.427	54.252
88	14.824	54.883
77	23.646	55.463
10	1 Lap	1:03.887
46	1 Lap	1:03.305
164	26.991	55.871
3	29.533	54.536
99	31.090	56.231
28	1 Lap	1:03.749
116	34.068	56.992
51	34.274	56.719
118	34.724	57.096
12	35.355	55.465
30	35.602	55.362

LAP 9 @ 16:25:27.374		
NO	BEHIND	LAP TIME

6		52.058
33	0.115	51.816
89	1 Lap	56.939
122	1 Lap	58.395
17	1 Lap	57.517
114	1 Lap	57.603
58	7.916	53.990
37	1 Lap	58.996
18	1 Lap	58.818
149	1 Lap	59.078
90	11.085	54.314
130	1 Lap	1:00.914
317	1 Lap	1:00.884
92	1 Lap	1:01.316
19	16.154	53.785
84	1 Lap	59.114
88	17.157	54.391
77	27.013	55.425
47	2 Laps	1:09.366
164	30.721	55.788
3	33.310	55.835
10	1 Lap	1:02.230
99	35.182	56.150
46	1 Lap	1:02.919
51	38.741	56.525
30	39.129	55.585
116	40.003	57.993
12	40.192	56.895
118	40.701	58.035
28	1 Lap	1:04.877

LAP 10 @ 16:26:19.051		
NO	BEHIND	LAP TIME

33		51.562
6	0.259	51.936
11	1 Lap	57.704
89	1 Lap	56.151
114	1 Lap	57.195
122	1 Lap	58.526
58	8.982	52.743
17	1 Lap	58.742
90	13.277	53.869
37	1 Lap	58.739
18	1 Lap	59.009
149	1 Lap	59.691
19	18.603	54.126
88	20.872	55.392
130	1 Lap	59.733
92	1 Lap	59.812
317	1 Lap	1:00.849
84	1 Lap	1:00.403
77	30.237	54.901
164	34.730	55.686
3	36.620	54.987
99	39.249	55.744
30	42.993	55.541
51	44.734	57.670
47	2 Laps	1:09.000
12	45.583	57.068
10	1 Lap	1:02.792

Brands Hatch Indy
 Circuit Length = 1.2079 miles
 Start: 16:17 Flag 16:28 End: 16:30

Weather / Track : Cloudy / Dry

BMCRC - MRO Championships 2015 - Rnd 1 @ Brands Hatch Indy

BMCRC Rookie 600

RACE 12 - LAP CHART

118	46.657	57.633	12	51.571	54.853
46	1 Lap	1:02.396	51	52.475	56.072
116	47.142	58.816	118	56.544	56.734

LAP 11 @ 16:27:10.886

NO	BEHIND	LAP TIME
33		51.835
6	0.190	51.766
11	1 Lap	58.161
28	2 Laps	1:05.419
58	9.730	52.583
89	1 Lap	56.671
114	1 Lap	56.662
90	15.155	53.713
122	1 Lap	59.688
17	1 Lap	59.769
19	20.514	53.746
37	1 Lap	58.913
18	1 Lap	58.612
88	22.963	53.926
149	1 Lap	59.294
130	1 Lap	58.731
317	1 Lap	58.911
92	1 Lap	1:00.779
84	1 Lap	59.429
77	32.837	54.435
164	37.972	55.077
3	38.762	53.977
99	42.392	54.978
30	46.259	55.101
51	48.346	55.447
12	48.661	54.913
118	51.753	56.931

LAP 12 @ 16:28:02.829

NO	BEHIND	LAP TIME
6		51.753
33	1.018	52.961
10	2 Laps	1:01.563
116	1 Lap	1:00.687
46	2 Laps	1:02.223
58	11.131	53.344
47	3 Laps	1:10.272
11	1 Lap	57.714
89	1 Lap	56.577
90	17.292	54.080
114	1 Lap	56.939
28	2 Laps	1:04.570
19	22.698	54.127
17	1 Lap	59.395
122	1 Lap	1:00.130
88	25.607	54.587
37	1 Lap	57.601
18	1 Lap	58.371
149	1 Lap	59.193
77	36.431	55.537
130	1 Lap	58.668
317	1 Lap	58.373
84	1 Lap	58.098
92	1 Lap	59.213
3	40.556	53.737
164	41.526	55.497
99	46.168	55.719
30	49.032	54.716

Weather / Track : Cloudy / Dry

Brands Hatch Indy
Circuit Length = 1.2079 miles
Start: 16:17 Flag 16:28 End: 16:30

BMCRC - MRO Championships 2015 - Rnd 1 @ Brands Hatch Indy

BMCRC Rookie 600

RACE 12 - SECTOR ANALYSIS

SECTOR 1 = FL to I1, SECTOR 2 = I1 to I2, SECTOR 3 = I2 to FL, DIFF = Difference To Personal Best Lap

P1 6		Dominic PETTIT		Yamaha - Camclad Contractors		
IDEAL LAP TIME : 51.290		BEST LAP TIME : 51.614		DIFFERENCE : 0.324		
LAP	SECTOR 1	SECTOR 2	LAP TIME	MPH	DIFF	TIME OF DAY
1 -		21.299	58.223	74.68	6.609	16:18:27.496
2 -	31.758	20.820	52.578	82.70	0.964	16:19:20.074
3 -	31.006	20.608	51.614 (1)	84.25		16:20:11.688
4 -	31.575	20.674	52.249	83.22	0.635	16:21:03.937
5 -	31.227	21.226	52.453	82.90	0.839	16:21:56.390
6 -	31.965	20.913	52.878	82.23	1.264	16:22:49.268
7 -	31.389	21.331	52.720	82.48	1.106	16:23:41.988
8 -	32.241	21.087	53.328	81.54	1.714	16:24:35.316
9 -	31.188	20.870	52.058	83.53	0.444	16:25:27.374
10 -	31.423	20.513	51.936	83.73	0.322	16:26:19.310
11 -	31.482	20.284	51.766 (3)	84.00	0.152	16:27:11.076
12 -	31.368	20.385	51.753 (2)	84.02	0.139	16:28:02.829

P2 33		Steve CORNWALL		Triumph -		
IDEAL LAP TIME : 51.319		BEST LAP TIME : 51.562		DIFFERENCE : 0.243		
LAP	SECTOR 1	SECTOR 2	LAP TIME	MPH	DIFF	TIME OF DAY
1 -		21.176	58.008	74.96	6.446	16:18:27.281
2 -	32.541	21.068	53.609	81.11	2.047	16:19:20.890
3 -	31.830	20.539	52.369	83.03	0.807	16:20:13.259
4 -	31.948	20.546	52.494	82.84	0.932	16:21:05.753
5 -	31.836	20.525	52.361	83.05	0.799	16:21:58.114
6 -	31.504	21.287	52.791	82.37	1.229	16:22:50.905
7 -	31.044	20.813	51.857	83.85	0.295	16:23:42.762
8 -	31.745	21.166	52.911	82.18	1.349	16:24:35.673
9 -	30.971	20.845	51.816 (2)	83.92	0.254	16:25:27.489
10 -	30.987	20.575	51.562 (1)	84.33		16:26:19.051
11 -	31.487	20.348	51.835 (3)	83.89	0.273	16:27:10.886
12 -	32.327	20.634	52.961	82.10	1.399	16:28:03.847

P3 58		Jay MATTHEWS		Yamaha -		
IDEAL LAP TIME : 52.517		BEST LAP TIME : 52.583		DIFFERENCE : 0.066		
LAP	SECTOR 1	SECTOR 2	LAP TIME	MPH	DIFF	TIME OF DAY
1 -		21.872	59.616	72.94	7.033	16:18:28.889
2 -	32.273	21.416	53.689	80.99	1.106	16:19:22.578
3 -	32.437	21.036	53.473	81.32	0.890	16:20:16.051
4 -	32.048	20.726	52.774	82.40	0.191	16:21:08.825
5 -	31.791	20.929	52.720 (2)	82.48	0.137	16:22:01.545
6 -	32.080	20.791	52.871	82.24	0.288	16:22:54.416
7 -	31.910	21.206	53.116	81.86	0.533	16:23:47.532
8 -	32.225	21.543	53.768	80.87	1.185	16:24:41.300
9 -	32.288	21.702	53.990	80.54	1.407	16:25:35.290
10 -	31.868	20.875	52.743 (3)	82.44	0.160	16:26:28.033
11 -	31.852	20.731	52.583 (1)	82.69		16:27:20.616
12 -	32.300	21.044	53.344	81.52	0.761	16:28:13.960

P4 90		Benjamin COTGROVE		Triumph - NR Racing		
IDEAL LAP TIME : 52.931		BEST LAP TIME : 53.162		DIFFERENCE : 0.231		
LAP	SECTOR 1	SECTOR 2	LAP TIME	MPH	DIFF	TIME OF DAY
1 -		21.803	59.417	73.18	6.255	16:18:28.690
2 -	33.108	21.545	54.653	79.56	1.491	16:19:23.343
3 -	32.301	21.096	53.397	81.43	0.235	16:20:16.740
4 -	32.079	21.128	53.207 (2)	81.72	0.045	16:21:09.947
5 -	32.170	20.992	53.162 (1)	81.79		16:22:03.109
6 -	32.428	20.852	53.280	81.61	0.118	16:22:56.389
7 -	32.346	20.928	53.274 (3)	81.62	0.112	16:23:49.663
8 -	32.450	22.035	54.485	79.81	1.323	16:24:44.148
9 -	33.249	21.062	54.311	80.06	1.149	16:25:38.459

Weather / Track : Cloudy / Dry

Brands Hatch Indy
Circuit Length = 1.2079 miles
Start: 16:17 Flag 16:28 End: 16:30

BMCRC - MRO Championships 2015 - Rnd 1 @ Brands Hatch Indy

BMCRC Rookie 600

RACE 12 - SECTOR ANALYSIS

SECTOR 1 = FL to I1, SECTOR 2 = I1 to I2, SECTOR 3 = I2 to FL, DIFF = Difference To Personal Best Lap

10 -	32.972	20.897	53.869	80.72	0.707	16:26:32.328
11 -	32.312	21.401	53.713	80.95	0.551	16:27:26.041
12 -	32.411	21.669	54.080	80.41	0.918	16:28:20.121

P5 19		Simon BASTABLE		Yamaha -		
IDEAL LAP TIME : 53.573		BEST LAP TIME : 53.573		DIFFERENCE : 0.000		
LAP	SECTOR 1	SECTOR 2	LAP TIME	MPH	DIFF	TIME OF DAY
1 -		21.518	1:00.210	72.22	6.637	16:18:29.483
2 -	32.980	21.389	54.369	79.98	0.796	16:19:23.852
3 -	32.620	21.198	53.818	80.80	0.245	16:20:17.670
4 -	33.060	21.562	54.622	79.61	1.049	16:21:12.292
5 -	32.472	21.101	53.573 (1)	81.17		16:22:05.865
6 -	32.820	21.520	54.340	80.02	0.767	16:23:00.205
7 -	33.241	22.045	55.286	78.65	1.713	16:23:55.491
8 -	33.111	21.141	54.252	80.15	0.679	16:24:49.743
9 -	32.647	21.138	53.785 (3)	80.85	0.212	16:25:43.528
10 -	32.959	21.167	54.126	80.34	0.553	16:26:37.654
11 -	32.607	21.139	53.746 (2)	80.91	0.173	16:27:31.400
12 -	32.764	21.363	54.127	80.34	0.554	16:28:25.527

P6 88		Michael CUMBERLAND		Yamaha -		
IDEAL LAP TIME : 53.248		BEST LAP TIME : 53.375		DIFFERENCE : 0.127		
LAP	SECTOR 1	SECTOR 2	LAP TIME	MPH	DIFF	TIME OF DAY
1 -		21.426	1:01.010	71.27	7.635	16:18:30.283
2 -	33.013	21.115	54.128	80.33	0.753	16:19:24.411
3 -	32.270	21.147	53.417 (2)	81.40	0.042	16:20:17.828
4 -	32.288	21.087	53.375 (1)	81.47		16:21:11.203
5 -	32.762	21.119	53.881 (3)	80.70	0.506	16:22:05.084
6 -	33.170	21.185	54.355	80.00	0.980	16:22:59.439
7 -	33.550	22.268	55.818	77.90	2.443	16:23:55.257
8 -	33.878	21.005	54.883	79.23	1.508	16:24:50.140
9 -	33.370	21.021	54.391	79.95	1.016	16:25:44.531
10 -	34.414	20.978	55.392	78.50	2.017	16:26:39.923
11 -	32.834	21.092	53.926	80.64	0.551	16:27:33.849
12 -	33.593	20.994	54.587	79.66	1.212	16:28:28.436

P7 77		Jamie TIBBLE		Triumph -		
IDEAL LAP TIME : 54.414		BEST LAP TIME : 54.435		DIFFERENCE : 0.021		
LAP	SECTOR 1	SECTOR 2	LAP TIME	MPH	DIFF	TIME OF DAY
1 -		21.832	1:00.895	71.41	6.460	16:18:30.168
2 -	34.155	21.931	56.086	77.53	1.651	16:19:26.254
3 -	34.035	21.622	55.657	78.13	1.222	16:20:21.911
4 -	33.929	21.568	55.497	78.35	1.062	16:21:17.408
5 -	33.914	21.918	55.832	77.88	1.397	16:22:13.240
6 -	33.699	21.097	54.796 (2)	79.35	0.361	16:23:08.036
7 -	33.373	22.090	55.463	78.40	1.028	16:24:03.499
8 -	33.639	21.824	55.463	78.40	1.028	16:24:58.962
9 -	33.534	21.891	55.425	78.45	0.990	16:25:54.387
10 -	33.451	21.450	54.901 (3)	79.20	0.466	16:26:49.288
11 -	33.317	21.118	54.435 (1)	79.88		16:27:43.723
12 -	33.828	21.709	55.537	78.30	1.102	16:28:39.260

P8 3		Loris KING		Yamaha - RK Racing/gamingkeys.co		
IDEAL LAP TIME : 53.406		BEST LAP TIME : 53.737		DIFFERENCE : 0.331		
LAP	SECTOR 1	SECTOR 2	LAP TIME	MPH	DIFF	TIME OF DAY
1 -		23.239	1:03.536	68.44	9.799	16:18:32.809
2 -	34.501	22.602	57.103	76.15	3.366	16:19:29.912
3 -	33.913	22.444	56.357	77.16	2.620	16:20:26.269
4 -	34.001	22.110	56.111	77.50	2.374	16:21:22.380
5 -	34.455	22.676	57.131	76.11	3.394	16:22:19.511

Weather / Track : Cloudy / Dry

Brands Hatch Indy
Circuit Length = 1.2079 miles
Start: 16:17 Flag 16:28 End: 16:30

BMCRC - MRO Championships 2015 - Rnd 1 @ Brands Hatch Indy

BMCRC Rookie 600

RACE 12 - SECTOR ANALYSIS

SECTOR 1 = FL to I1, SECTOR 2 = I1 to I2, SECTOR 3 = I2 to FL, DIFF = Difference To Personal Best Lap

6 -	33.572	21.906	55.478	78.38	1.741	16:23:14.989
7 -	33.789	21.535	55.324	78.60	1.587	16:24:10.313
8 -	32.887	21.649	54.536 (3)	79.73	0.799	16:25:04.849
9 -	33.881	21.954	55.835	77.88	2.098	16:26:00.684
10 -	33.450	21.537	54.987	79.08	1.250	16:26:55.671
11 -	32.823	21.154	53.977 (2)	80.56	0.240	16:27:49.648
12 -	32.252	21.485	53.737 (1)	80.92		16:28:43.385

P9 164 Barry CHAMBERLAIN		Suzuki - Goldline Maintenance Services				
IDEAL LAP TIME : 54.830		BEST LAP TIME : 55.077		DIFFERENCE : 0.247		
LAP	SECTOR 1	SECTOR 2	LAP TIME	MPH	DIFF	TIME OF DAY
1 -		22.606	1:02.952	69.07	7.875	16:18:32.225
2 -	34.116	21.881	55.997	77.65	0.920	16:19:28.222
3 -	33.677	21.806	55.483 (3)	78.37	0.406	16:20:23.705
4 -	33.507	21.757	55.264 (2)	78.68	0.187	16:21:18.969
5 -	34.145	21.895	56.040	77.59	0.963	16:22:15.009
6 -	33.962	21.728	55.690	78.08	0.613	16:23:10.699
7 -	33.764	21.973	55.737	78.02	0.660	16:24:06.436
8 -	33.914	21.957	55.871	77.83	0.794	16:25:02.307
9 -	33.647	22.141	55.788	77.94	0.711	16:25:58.095
10 -	34.009	21.677	55.686	78.09	0.609	16:26:53.781
11 -	33.339	21.738	55.077 (1)	78.95		16:27:48.858
12 -	34.006	21.491	55.497	78.35	0.420	16:28:44.355

P10 99 Lloyd COLLINS		Honda - Warren Drives				
IDEAL LAP TIME : 54.880		BEST LAP TIME : 54.978		DIFFERENCE : 0.098		
LAP	SECTOR 1	SECTOR 2	LAP TIME	MPH	DIFF	TIME OF DAY
1 -		23.158	1:04.549	67.36	9.571	16:18:33.822
2 -	34.448	22.149	56.597	76.83	1.619	16:19:30.419
3 -	33.805	22.474	56.279	77.26	1.301	16:20:26.698
4 -	33.906	22.062	55.968	77.69	0.990	16:21:22.666
5 -	34.150	22.400	56.550	76.89	1.572	16:22:19.216
6 -	33.645	21.811	55.456 (2)	78.41	0.478	16:23:14.672
7 -	33.856	21.647	55.503 (3)	78.34	0.525	16:24:10.175
8 -	34.478	21.753	56.231	77.33	1.253	16:25:06.406
9 -	33.233	22.917	56.150	77.44	1.172	16:26:02.556
10 -	33.763	21.981	55.744	78.01	0.766	16:26:58.300
11 -	33.248	21.730	54.978 (1)	79.09		16:27:53.278
12 -	33.702	22.017	55.719	78.04	0.741	16:28:48.997

P11 30 Duncan GROVE		Yamaha -				
IDEAL LAP TIME : 54.532		BEST LAP TIME : 54.716		DIFFERENCE : 0.184		
LAP	SECTOR 1	SECTOR 2	LAP TIME	MPH	DIFF	TIME OF DAY
1 -		23.705	1:06.731	65.16	12.015	16:18:36.004
2 -	35.409	22.967	58.376	74.49	3.660	16:19:34.380
3 -	34.171	22.971	57.142	76.10	2.426	16:20:31.522
4 -	35.102	22.647	57.749	75.30	3.033	16:21:29.271
5 -	33.431	22.494	55.925	77.75	1.209	16:22:25.196
6 -	33.378	21.858	55.236	78.72	0.520	16:23:20.432
7 -	32.692	22.432	55.124 (3)	78.88	0.408	16:24:15.556
8 -	33.243	22.119	55.362	78.54	0.646	16:25:10.918
9 -	33.673	21.912	55.585	78.23	0.869	16:26:06.503
10 -	33.138	22.403	55.541	78.29	0.825	16:27:02.044
11 -	32.704	22.397	55.101 (2)	78.92	0.385	16:27:57.145
12 -	32.876	21.840	54.716 (1)	79.47		16:28:51.861

P12 12 Andrew WELLS		Suzuki -				
IDEAL LAP TIME : 54.431		BEST LAP TIME : 54.853		DIFFERENCE : 0.422		
LAP	SECTOR 1	SECTOR 2	LAP TIME	MPH	DIFF	TIME OF DAY
1 -		23.212	1:05.749	66.13	10.896	16:18:35.022

Weather / Track : Cloudy / Dry

Brands Hatch Indy
Circuit Length = 1.2079 miles
Start: 16:17 Flag 16:28 End: 16:30

BMCRC - MRO Championships 2015 - Rnd 1 @ Brands Hatch Indy

BMCRC Rookie 600

RACE 12 - SECTOR ANALYSIS

SECTOR 1 = FL to I1, SECTOR 2 = I1 to I2, SECTOR 3 = I2 to FL, DIFF = Difference To Personal Best Lap

2 -	35.309	22.637	57.946	75.04	3.093	16:19:32.968
3 -	35.162	22.229	57.391	75.77	2.538	16:20:30.359
4 -	33.933	22.145	56.078	77.54	1.225	16:21:26.437
5 -	34.051	22.583	56.634	76.78	1.781	16:22:23.071
6 -	33.641	22.371	56.012	77.63	1.159	16:23:19.083
7 -	33.852	22.271	56.123	77.48	1.270	16:24:15.206
8 -	33.455	22.010	55.465 (3)	78.40	0.612	16:25:10.671
9 -	34.583	22.312	56.895	76.43	2.042	16:26:07.566
10 -	33.605	23.463	57.068	76.20	2.215	16:27:04.634
11 -	33.204	21.709	54.913 (2)	79.19	0.060	16:27:59.547
12 -	32.722	22.131	54.853 (1)	79.27		16:28:54.400

P13 51		Andrew DURANT		Honda -			
IDEAL LAP TIME : 55.058		BEST LAP TIME : 55.447		DIFFERENCE : 0.389			
LAP	SECTOR 1	SECTOR 2	LAP TIME	MPH	DIFF	TIME OF DAY	

1 -		23.624	1:06.762	65.13	11.315	16:18:36.035
2 -	34.703	22.271	56.974	76.32	1.527	16:19:33.009
3 -	34.359	22.105	56.464	77.01	1.017	16:20:29.473
4 -	33.746	21.754	55.500 (3)	78.35	0.053	16:21:24.973
5 -	34.338	22.351	56.689	76.70	1.242	16:22:21.662
6 -	33.304	22.173	55.477 (2)	78.38	0.030	16:23:17.139
7 -	33.768	21.964	55.732	78.02	0.285	16:24:12.871
8 -	34.322	22.397	56.719	76.66	1.272	16:25:09.590
9 -	34.544	21.981	56.525	76.93	1.078	16:26:06.115
10 -	34.820	22.850	57.670	75.40	2.223	16:27:03.785
11 -	33.633	21.814	55.447 (1)	78.42		16:27:59.232
12 -	33.637	22.435	56.072	77.55	0.625	16:28:55.304

P14 118		Nathan DONEY		Yamaha -			
IDEAL LAP TIME : 55.584		BEST LAP TIME : 55.740		DIFFERENCE : 0.156			
LAP	SECTOR 1	SECTOR 2	LAP TIME	MPH	DIFF	TIME OF DAY	

1 -		23.181	1:05.176	66.72	9.436	16:18:34.449
2 -	35.170	22.540	57.710	75.35	1.970	16:19:32.159
3 -	34.318	22.105	56.423	77.07	0.683	16:20:28.582
4 -	33.924	21.816	55.740 (1)	78.01		16:21:24.322
5 -	33.768	22.105	55.873 (2)	77.83	0.133	16:22:20.195
6 -	34.498	21.942	56.440	77.04	0.700	16:23:16.635
7 -	34.015	22.294	56.309 (3)	77.22	0.569	16:24:12.944
8 -	34.809	22.287	57.096	76.16	1.356	16:25:10.040
9 -	35.575	22.460	58.035	74.93	2.295	16:26:08.075
10 -	34.921	22.712	57.633	75.45	1.893	16:27:05.708
11 -	34.966	21.965	56.931	76.38	1.191	16:28:02.639
12 -	34.685	22.049	56.734	76.64	0.994	16:28:59.373

P15 116		Stephen MAUL		Kawasaki -			
IDEAL LAP TIME : 55.967		BEST LAP TIME : 55.967		DIFFERENCE : 0.000			
LAP	SECTOR 1	SECTOR 2	LAP TIME	MPH	DIFF	TIME OF DAY	

1 -		22.910	1:03.861	68.09	7.894	16:18:33.134
2 -	34.657	22.476	57.133	76.11	1.166	16:19:30.267
3 -	34.305	22.242	56.547	76.90	0.580	16:20:26.814
4 -	34.187	21.965	56.152 (2)	77.44	0.185	16:21:22.966
5 -	34.269	22.727	56.996	76.29	1.029	16:22:19.962
6 -	34.504	21.959	56.463 (3)	77.01	0.496	16:23:16.425
7 -	34.010	21.957	55.967 (1)	77.69		16:24:12.392
8 -	34.549	22.443	56.992	76.30	1.025	16:25:09.384
9 -	35.602	22.391	57.993	74.98	2.026	16:26:07.377
10 -	35.196	23.620	58.816	73.93	2.849	16:27:06.193
11 -	37.747	22.940	1:00.687	71.65	4.720	16:28:06.880

Weather / Track : Cloudy / Dry

Brands Hatch Indy
Circuit Length = 1.2079 miles
Start: 16:17 Flag 16:28 End: 16:30

BMCRC - MRO Championships 2015 - Rnd 1 @ Brands Hatch Indy

BMCRC Rookie 600

RACE 12 - SECTOR ANALYSIS

SECTOR 1 = FL to I1, SECTOR 2 = I1 to I2, SECTOR 3 = I2 to FL, DIFF = Difference To Personal Best Lap

P16 11		Joshua HARVEY		Yamaha - NR Racing		
IDEAL LAP TIME : 57.145		BEST LAP TIME : 57.145		DIFFERENCE : 0.000		
LAP	SECTOR 1	SECTOR 2	LAP TIME	MPH	DIFF	TIME OF DAY
1 -		24.746	1:08.319	63.65	11.174	16:18:37.592
2 -	35.750	23.373	59.123	73.55	1.978	16:19:36.715
3 -	35.773	22.875	58.648	74.14	1.503	16:20:35.363
4 -	34.556	23.124	57.680	75.39	0.535	16:21:33.043
5 -	34.407	22.771	57.178 (2)	76.05	0.033	16:22:30.221
6 -	34.385	22.760	57.145 (1)	76.09		16:23:27.366
7 -	34.388	22.927	57.315 (3)	75.87	0.170	16:24:24.681
8 -	34.653	23.147	57.800	75.23	0.655	16:25:22.481
9 -	34.711	22.993	57.704	75.36	0.559	16:26:20.185
10 -	34.768	23.393	58.161	74.76	1.016	16:27:18.346
11 -	34.776	22.938	57.714	75.34	0.569	16:28:16.060

P17 89		Dirk GERRITSEN		Kawasaki -		
IDEAL LAP TIME : 56.081		BEST LAP TIME : 56.151		DIFFERENCE : 0.070		
LAP	SECTOR 1	SECTOR 2	LAP TIME	MPH	DIFF	TIME OF DAY
1 -		24.479	1:07.946	64.00	11.795	16:18:37.219
2 -	36.179	23.677	59.856	72.65	3.705	16:19:37.075
3 -	35.951	23.653	59.604	72.95	3.453	16:20:36.679
4 -	35.502	23.052	58.554	74.26	2.403	16:21:35.233
5 -	35.959	22.785	58.744	74.02	2.593	16:22:33.977
6 -	34.744	23.732	58.476	74.36	2.325	16:23:32.453
7 -	35.656	22.820	58.476	74.36	2.325	16:24:30.929
8 -	34.508	22.431	56.939	76.37	0.788	16:25:27.868
9 -	33.741	22.410	56.151 (1)	77.44		16:26:24.019
10 -	34.221	22.450	56.671 (3)	76.73	0.520	16:27:20.690
11 -	34.237	22.340	56.577 (2)	76.86	0.426	16:28:17.267

P18 114		Ricky MARTIN		Suzuki -		
IDEAL LAP TIME : 56.117		BEST LAP TIME : 56.285		DIFFERENCE : 0.168		
LAP	SECTOR 1	SECTOR 2	LAP TIME	MPH	DIFF	TIME OF DAY
1 -		24.298	1:11.003	61.24	14.718	16:18:40.276
2 -	37.325	23.490	1:00.815	71.50	4.530	16:19:41.091
3 -	36.986	23.039	1:00.025	72.44	3.740	16:20:41.116
4 -	35.460	23.459	58.919	73.80	2.634	16:21:40.035
5 -	35.377	23.273	58.650	74.14	2.365	16:22:38.685
6 -	35.471	22.120	57.591	75.50	1.306	16:23:36.276
7 -	34.226	22.059	56.285 (1)	77.26		16:24:32.561
8 -	34.440	23.163	57.603	75.49	1.318	16:25:30.164
9 -	34.462	22.733	57.195	76.03	0.910	16:26:27.359
10 -	34.135	22.527	56.662 (2)	76.74	0.377	16:27:24.021
11 -	34.058	22.881	56.939 (3)	76.37	0.654	16:28:20.960

P19 17		Ivan BOYKO		Yamaha - Softmill		
IDEAL LAP TIME : 57.517		BEST LAP TIME : 57.517		DIFFERENCE : 0.000		
LAP	SECTOR 1	SECTOR 2	LAP TIME	MPH	DIFF	TIME OF DAY
1 -		23.459	1:08.137	63.82	10.620	16:18:37.410
2 -	37.115	23.066	1:00.181	72.25	2.664	16:19:37.591
3 -	36.674	22.742	59.416	73.18	1.899	16:20:37.007
4 -	35.137	23.470	58.607 (3)	74.19	1.090	16:21:35.614
5 -	35.707	22.772	58.479 (2)	74.36	0.962	16:22:34.093
6 -	35.599	23.043	58.642	74.15	1.125	16:23:32.735
7 -	36.390	22.782	59.172	73.49	1.655	16:24:31.907
8 -	34.786	22.731	57.517 (1)	75.60		16:25:29.424
9 -	35.931	22.811	58.742	74.02	1.225	16:26:28.166
10 -	36.690	23.079	59.769	72.75	2.252	16:27:27.935
11 -	36.304	23.091	59.395	73.21	1.878	16:28:27.330

Weather / Track : Cloudy / Dry

Brands Hatch Indy
Circuit Length = 1.2079 miles
Start: 16:17 Flag 16:28 End: 16:30

BMCRC - MRO Championships 2015 - Rnd 1 @ Brands Hatch Indy

BMCRC Rookie 600

RACE 12 - SECTOR ANALYSIS

SECTOR 1 = FL to I1, SECTOR 2 = I1 to I2, SECTOR 3 = I2 to FL, DIFF = Difference To Personal Best Lap

P20 122		Paul WILSON		Yamaha -		
IDEAL LAP TIME : 58.149		BEST LAP TIME : 58.333		DIFFERENCE : 0.184		
LAP	SECTOR 1	SECTOR 2	LAP TIME	MPH	DIFF	TIME OF DAY
1 -		23.791	1:07.757	64.17	9.424	16:18:37.030
2 -	35.854	23.607	59.461	73.13	1.128	16:19:36.491
3 -	36.228	23.260	59.488	73.10	1.155	16:20:35.979
4 -	35.156	23.185	58.341 (2)	74.53	0.008	16:21:34.320
5 -	35.724	23.145	58.869	73.86	0.536	16:22:33.189
6 -	35.496	23.798	59.294	73.33	0.961	16:23:32.483
7 -	35.340	22.993	58.333 (1)	74.54		16:24:30.816
8 -	35.235	23.160	58.395 (3)	74.46	0.062	16:25:29.211
9 -	35.158	23.368	58.526	74.30	0.193	16:26:27.737
10 -	35.984	23.704	59.688	72.85	1.355	16:27:27.425
11 -	36.314	23.816	1:00.130	72.32	1.797	16:28:27.555

P21 37		Corrie PAUL		Honda - Excel Mortgages UK		
IDEAL LAP TIME : 57.601		BEST LAP TIME : 57.601		DIFFERENCE : 0.000		
LAP	SECTOR 1	SECTOR 2	LAP TIME	MPH	DIFF	TIME OF DAY
1 -		24.385	1:12.109	60.30	14.508	16:18:41.382
2 -	37.094	23.302	1:00.396	72.00	2.795	16:19:41.778
3 -	36.490	23.022	59.512	73.07	1.911	16:20:41.290
4 -	36.261	23.146	59.407	73.20	1.806	16:21:40.697
5 -	35.531	22.818	58.349 (3)	74.52	0.748	16:22:39.046
6 -	35.870	22.454	58.324 (2)	74.55	0.723	16:23:37.370
7 -	36.372	22.728	59.100	73.58	1.499	16:24:36.470
8 -	36.134	22.862	58.996	73.71	1.395	16:25:35.466
9 -	36.200	22.539	58.739	74.03	1.138	16:26:34.205
10 -	36.137	22.776	58.913	73.81	1.312	16:27:33.118
11 -	35.339	22.262	57.601 (1)	75.49		16:28:30.719

P22 18		Jacques HESSE		Kawasaki -		
IDEAL LAP TIME : 58.164		BEST LAP TIME : 58.371		DIFFERENCE : 0.207		
LAP	SECTOR 1	SECTOR 2	LAP TIME	MPH	DIFF	TIME OF DAY
1 -		24.672	1:11.560	60.76	13.189	16:18:40.833
2 -	36.614	23.257	59.871	72.63	1.500	16:19:40.704
3 -	36.331	23.250	59.581	72.98	1.210	16:20:40.285
4 -	36.094	23.063	59.157	73.50	0.786	16:21:39.442
5 -	36.364	23.422	59.786	72.73	1.415	16:22:39.228
6 -	36.258	23.330	59.588	72.97	1.217	16:23:38.816
7 -	35.409	22.989	58.398 (2)	74.46	0.027	16:24:37.214
8 -	36.049	22.769	58.818	73.93	0.447	16:25:36.032
9 -	35.991	23.018	59.009	73.69	0.638	16:26:35.041
10 -	35.637	22.975	58.612 (3)	74.19	0.241	16:27:33.653
11 -	35.395	22.976	58.371 (1)	74.49		16:28:32.024

P23 149		Callum HAMMETT		Yamaha -		
IDEAL LAP TIME : 58.765		BEST LAP TIME : 59.078		DIFFERENCE : 0.313		
LAP	SECTOR 1	SECTOR 2	LAP TIME	MPH	DIFF	TIME OF DAY
1 -		24.364	1:10.621	61.57	11.543	16:18:39.894
2 -	36.804	23.805	1:00.609	71.74	1.531	16:19:40.503
3 -	37.041	23.512	1:00.553	71.81	1.475	16:20:41.056
4 -	36.042	23.840	59.882	72.61	0.804	16:21:40.938
5 -	35.776	23.306	59.082 (2)	73.60	0.004	16:22:40.020
6 -	35.816	23.383	59.199	73.45	0.121	16:23:39.219
7 -	36.079	23.339	59.418	73.18	0.340	16:24:38.637
8 -	35.845	23.233	59.078 (1)	73.60		16:25:37.715
9 -	36.174	23.517	59.691	72.85	0.613	16:26:37.406
10 -	36.305	22.989	59.294	73.33	0.216	16:27:36.700
11 -	36.014	23.179	59.193 (3)	73.46	0.115	16:28:35.893

Weather / Track : Cloudy / Dry

Brands Hatch Indy
Circuit Length = 1.2079 miles
Start: 16:17 Flag 16:28 End: 16:30

BMCRC - MRO Championships 2015 - Rnd 1 @ Brands Hatch Indy

BMCRC Rookie 600

RACE 12 - SECTOR ANALYSIS

SECTOR 1 = FL to I1, SECTOR 2 = I1 to I2, SECTOR 3 = I2 to FL, DIFF = Difference To Personal Best Lap

P24 130		Lee BUTTON		Yamaha -		
IDEAL LAP TIME : 58.657		BEST LAP TIME : 58.668		DIFFERENCE : 0.011		
LAP	SECTOR 1	SECTOR 2	LAP TIME	MPH	DIFF	TIME OF DAY
1 -		24.540	1:11.329	60.96	12.661	16:18:40.602
2 -	37.544	24.444	1:01.988	70.15	3.320	16:19:42.590
3 -	37.139	23.442	1:00.581	71.78	1.913	16:20:43.171
4 -	36.689	23.271	59.960	72.52	1.292	16:21:43.131
5 -	36.190	23.214	59.404 (3)	73.20	0.736	16:22:42.535
6 -	36.435	23.129	59.564	73.00	0.896	16:23:42.099
7 -	35.835	23.672	59.507	73.07	0.839	16:24:41.606
8 -	37.561	23.353	1:00.914	71.38	2.246	16:25:42.520
9 -	36.785	22.948	59.733	72.80	1.065	16:26:42.253
10 -	35.886	22.845	58.731 (2)	74.04	0.063	16:27:40.984
11 -	35.846	22.822	58.668 (1)	74.12		16:28:39.652

P25 317		Jack WARD		Yamaha - Team Ward Racing		
IDEAL LAP TIME : 57.918		BEST LAP TIME : 58.373		DIFFERENCE : 0.455		
LAP	SECTOR 1	SECTOR 2	LAP TIME	MPH	DIFF	TIME OF DAY
1 -		24.723	1:13.079	59.50	14.706	16:18:42.352
2 -	37.050	23.909	1:00.959	71.33	2.586	16:19:43.311
3 -	37.183	23.996	1:01.179	71.08	2.806	16:20:44.490
4 -	36.237	23.534	59.771	72.75	1.398	16:21:44.261
5 -	36.400	23.577	59.977	72.50	1.604	16:22:44.238
6 -	35.788	23.206	58.994	73.71	0.621	16:23:43.232
7 -	35.144	23.433	58.577 (2)	74.23	0.204	16:24:41.809
8 -	36.806	24.078	1:00.884	71.42	2.511	16:25:42.693
9 -	37.486	23.363	1:00.849	71.46	2.476	16:26:43.542
10 -	35.453	23.458	58.911 (3)	73.81	0.538	16:27:42.453
11 -	35.599	22.774	58.373 (1)	74.49		16:28:40.826

P26 84		James KENWARD		Kawasaki - FG1		
IDEAL LAP TIME : 58.098		BEST LAP TIME : 58.098		DIFFERENCE : 0.000		
LAP	SECTOR 1	SECTOR 2	LAP TIME	MPH	DIFF	TIME OF DAY
1 -		24.733	1:12.215	60.21	14.117	16:18:41.488
2 -	37.503	24.402	1:01.905	70.24	3.807	16:19:43.393
3 -	36.522	23.659	1:00.181	72.25	2.083	16:20:43.574
4 -	36.691	23.709	1:00.400	71.99	2.302	16:21:43.974
5 -	37.000	24.332	1:01.332	70.90	3.234	16:22:45.306
6 -	35.696	23.459	59.155 (3)	73.51	1.057	16:23:44.461
7 -	35.640	24.410	1:00.050	72.41	1.952	16:24:44.511
8 -	35.862	23.252	59.114 (2)	73.56	1.016	16:25:43.625
9 -	36.824	23.579	1:00.403	71.99	2.305	16:26:44.028
10 -	35.328	24.101	59.429	73.17	1.331	16:27:43.457
11 -	34.971	23.127	58.098 (1)	74.84		16:28:41.555

P27 92		Paul ANDERSON		Yamaha - Anderson Tyres		
IDEAL LAP TIME : 58.886		BEST LAP TIME : 59.213		DIFFERENCE : 0.327		
LAP	SECTOR 1	SECTOR 2	LAP TIME	MPH	DIFF	TIME OF DAY
1 -		24.068	1:10.030	62.09	10.817	16:18:39.303
2 -	36.575	23.705	1:00.280	72.14	1.067	16:19:39.583
3 -	36.047	23.388	59.435 (2)	73.16	0.222	16:20:39.018
4 -	36.267	23.569	59.836	72.67	0.623	16:21:38.854
5 -	36.136	23.389	59.525 (3)	73.05	0.312	16:22:38.379
6 -	36.819	23.535	1:00.354	72.05	1.141	16:23:38.733
7 -	38.405	24.273	1:02.678	69.38	3.465	16:24:41.411
8 -	36.879	24.437	1:01.316	70.92	2.103	16:25:42.727
9 -	36.973	22.839	59.812	72.70	0.599	16:26:42.539
10 -	36.469	24.310	1:00.779	71.54	1.566	16:27:43.318
11 -	36.292	22.921	59.213 (1)	73.44		16:28:42.531

Weather / Track : Cloudy / Dry

Brands Hatch Indy
Circuit Length = 1.2079 miles
Start: 16:17 Flag 16:28 End: 16:30

BMCRC - MRO Championships 2015 - Rnd 1 @ Brands Hatch Indy

BMCRC Rookie 600

RACE 12 - SECTOR ANALYSIS

SECTOR 1 = FL to I1, SECTOR 2 = I1 to I2, SECTOR 3 = I2 to FL, DIFF = Difference To Personal Best Lap

P28 10		Craig NELSON		Suzuki -		
IDEAL LAP TIME : 1:01.563		BEST LAP TIME : 1:01.563		DIFFERENCE : 0.000		
LAP	SECTOR 1	SECTOR 2	LAP TIME	MPH	DIFF	TIME OF DAY
1 -		24.965	1:13.557	59.11	11.994	16:18:42.830
2 -	38.362	24.164	1:02.526	69.54	0.963	16:19:45.356
3 -	37.720	24.221	1:01.941 (2)	70.20	0.378	16:20:47.297
4 -	37.753	24.598	1:02.351	69.74	0.788	16:21:49.648
5 -	38.254	24.290	1:02.544	69.52	0.981	16:22:52.192
6 -	39.675	24.448	1:04.123	67.81	2.560	16:23:56.315
7 -	38.444	25.443	1:03.887	68.06	2.324	16:25:00.202
8 -	37.896	24.334	1:02.230 (3)	69.87	0.667	16:26:02.432
9 -	38.271	24.521	1:02.792	69.25	1.229	16:27:05.224
10 -	37.531	24.032	1:01.563 (1)	70.63		16:28:06.787

P29 46		Adrian DRAPER		Suzuki -		
IDEAL LAP TIME : 1:01.149		BEST LAP TIME : 1:01.522		DIFFERENCE : 0.373		
LAP	SECTOR 1	SECTOR 2	LAP TIME	MPH	DIFF	TIME OF DAY
1 -		25.416	1:14.407	58.44	12.885	16:18:43.680
2 -	36.899	24.623	1:01.522 (1)	70.68		16:19:45.202
3 -	37.400	24.760	1:02.160 (2)	69.95	0.638	16:20:47.362
4 -	38.615	24.585	1:03.200	68.80	1.678	16:21:50.562
5 -	38.412	24.999	1:03.411	68.57	1.889	16:22:53.973
6 -	38.352	25.056	1:03.408	68.58	1.886	16:23:57.381
7 -	38.292	25.013	1:03.305	68.69	1.783	16:25:00.686
8 -	38.641	24.278	1:02.919	69.11	1.397	16:26:03.605
9 -	38.146	24.250	1:02.396	69.69	0.874	16:27:06.001
10 -	37.942	24.281	1:02.223 (3)	69.88	0.701	16:28:08.224

P30 28		Carl BARRON		Yamaha -		
IDEAL LAP TIME : 1:03.391		BEST LAP TIME : 1:03.391		DIFFERENCE : 0.000		
LAP	SECTOR 1	SECTOR 2	LAP TIME	MPH	DIFF	TIME OF DAY
1 -		25.856	1:15.868	57.31	12.477	16:18:45.141
2 -	39.076	25.478	1:04.554	67.36	1.163	16:19:49.695
3 -	38.995	24.998	1:03.993	67.95	0.602	16:20:53.688
4 -	38.827	25.484	1:04.311	67.61	0.920	16:21:57.999
5 -	38.580	25.064	1:03.644 (2)	68.32	0.253	16:23:01.643
6 -	38.443	24.948	1:03.391 (1)	68.59		16:24:05.034
7 -	38.546	25.203	1:03.749 (3)	68.21	0.358	16:25:08.783
8 -	39.135	25.742	1:04.877	67.02	1.486	16:26:13.660
9 -	39.442	25.977	1:05.419	66.47	2.028	16:27:19.079
10 -	39.041	25.529	1:04.570	67.34	1.179	16:28:23.649

P31 47		Matthew BROWN		Honda - Splash Motorcycles		
IDEAL LAP TIME : 1:08.630		BEST LAP TIME : 1:09.000		DIFFERENCE : 0.370		
LAP	SECTOR 1	SECTOR 2	LAP TIME	MPH	DIFF	TIME OF DAY
1 -		28.981	1:22.375	52.78	13.375	16:18:51.648
2 -	44.604	27.848	1:12.452	60.02	3.452	16:20:04.100
3 -	43.726	27.363	1:11.089	61.17	2.089	16:21:15.189
4 -	43.014	27.257	1:10.271	61.88	1.271	16:22:25.460
5 -	42.659	27.339	1:09.998 (3)	62.12	0.998	16:23:35.458
6 -	43.201	26.967	1:10.168	61.97	1.168	16:24:45.626
7 -	42.301	27.065	1:09.366 (2)	62.69	0.366	16:25:54.992
8 -	42.671	26.329	1:09.000 (1)	63.02		16:27:03.992
9 -	43.028	27.244	1:10.272	61.88	1.272	16:28:14.264

P32 70		Jonathan KINGSTON		Yamaha -		
IDEAL LAP TIME : 58.147		BEST LAP TIME : 58.147		DIFFERENCE : 0.000		
LAP	SECTOR 1	SECTOR 2	LAP TIME	MPH	DIFF	TIME OF DAY
1 -		23.553	1:04.694 (2)	67.21	6.547	16:18:33.967

Weather / Track : Cloudy / Dry

Brands Hatch Indy
Circuit Length = 1.2079 miles
Start: 16:17 Flag 16:28 End: 16:30

BMCRC - MRO Championships 2015 - Rnd 1 @ Brands Hatch Indy

BMCRC Rookie 600

RACE 12 - SECTOR ANALYSIS

SECTOR 1 = FL to I1, SECTOR 2 = I1 to I2, SECTOR 3 = I2 to FL, DIFF = Difference To Personal Best Lap
2 - 35.437 22.710 58.147 (1) 74.78

16:19:32.114

BMCRC - MRO Championships 2015 - Rnd 1 @ Brands Hatch Indy

BMCRC Rookie 600

RACE 12 - BEST SECTORS

SECTOR 1			SECTOR 2			IDEAL / BEST COMPARISON						
POS	NO	NAME	TIME	NO	NAME	TIME	POS	NO	NAME	IDEAL	BEST	DIFF
									PERFECT LAP	51.255		
1	33	CORNWALL	30.971	6	PETTIT	20.284	1	6	PETTIT	51.290	51.614	0.324
2	6	PETTIT	31.006	33	CORNWALL	20.348	2	33	CORNWALL	51.319	51.562	0.243
3	58	MATTHEWS	31.791	58	MATTHEWS	20.726	3	58	MATTHEWS	52.517	52.583	0.066
4	90	COTGROVE	32.079	90	COTGROVE	20.852	4	90	COTGROVE	52.931	53.162	0.231
5	3	KING	32.252	88	CUMBERLAND	20.978	5	88	CUMBERLAND	53.248	53.375	0.127
6	88	CUMBERLAND	32.270	77	TIBBLE	21.097	6	3	KING	53.406	53.737	0.331
7	19	BASTABLE	32.472	19	BASTABLE	21.101	7	19	BASTABLE	53.573	53.573	0.000
8	30	GROVE	32.692	3	KING	21.154	8	77	TIBBLE	54.414	54.435	0.021
9	12	WELLS	32.722	164	CHAMBERLAIN	21.491	9	12	WELLS	54.431	54.853	0.422
10	99	COLLINS	33.233	99	COLLINS	21.647	10	30	GROVE	54.532	54.716	0.184
11	51	DURANT	33.304	12	WELLS	21.709	11	164	CHAMBERLAIN	54.830	55.077	0.247
12	77	TIBBLE	33.317	51	DURANT	21.754	12	99	COLLINS	54.880	54.978	0.098
13	164	CHAMBERLAIN	33.339	118	DONEY	21.816	13	51	DURANT	55.058	55.447	0.389
14	89	GERRITSEN	33.741	30	GROVE	21.840	14	118	DONEY	55.584	55.740	0.156
15	118	DONEY	33.768	116	MAUL	21.957	15	116	MAUL	55.967	55.967	0.000
16	116	MAUL	34.010	114	MARTIN	22.059	16	89	GERRITSEN	56.081	56.151	0.070
17	114	MARTIN	34.058	37	PAUL	22.262	17	114	MARTIN	56.117	56.285	0.168
18	11	HARVEY	34.385	89	GERRITSEN	22.340	18	11	HARVEY	57.145	57.145	0.000
19	17	BOYKO	34.786	70	KINGSTON	22.710	19	17	BOYKO	57.517	57.517	0.000
20	84	KENWARD	34.971	17	BOYKO	22.731	20	37	PAUL	57.601	57.601	0.000
21	317	WARD	35.144	11	HARVEY	22.760	21	317	WARD	57.918	58.373	0.455
22	122	WILSON	35.156	18	HESSE	22.769	22	84	KENWARD	58.098	58.098	0.000
23	37	PAUL	35.339	317	WARD	22.774	23	70	KINGSTON	58.147	58.147	0.000
24	18	HESSE	35.395	130	BUTTON	22.822	24	122	WILSON	58.149	58.333	0.184
25	70	KINGSTON	35.437	92	ANDERSON	22.839	25	18	HESSE	58.164	58.371	0.207
26	149	HAMMETT	35.776	149	HAMMETT	22.989	26	130	BUTTON	58.657	58.668	0.011
27	130	BUTTON	35.835	122	WILSON	22.993	27	149	HAMMETT	58.765	59.078	0.313
28	92	ANDERSON	36.047	84	KENWARD	23.127	28	92	ANDERSON	58.886	59.213	0.327
29	46	DRAPER	36.899	10	NELSON	24.032	29	46	DRAPER	1:01.149	1:01.522	0.373
30	10	NELSON	37.531	46	DRAPER	24.250	30	10	NELSON	1:01.563	1:01.563	0.000
31	28	BARRON	38.443	28	BARRON	24.948	31	28	BARRON	1:03.391	1:03.391	0.000
32	47	BROWN	42.301	47	BROWN	26.329	32	47	BROWN	1:08.630	1:09.000	0.370
33												
34												

Weather / Track : Cloudy / Dry

Results can be found at www.tsl-timing.com

Brands Hatch Indy
 Circuit Length = 1.2079 miles
 Start: 16:17 Flag 16:28 End: 16:30

Printed - 16:31 Saturday, 28 March 2015

BMCRRC - MRO Championships 2015 - Rnd 1 @ Brands Hatch Indy

BMCRRC Rookie 600

RACE 2 - GRID



ROW 12	35	48	Ashley XAVIER	34	44	Andy POPE			
ROW 11	33	142	Mick WHALLEY	32	70	Jonathan KINGSTON	31	47	Matthew BROWN
ROW 10	30	28	Carl BARRON	29	46	Adrian DRAPER	28	10	Craig NELSON
ROW 9	27	92	Paul ANDERSON	26	84	James KENWARD	25	317	Jack WARD
ROW 8	24	130	Lee BUTTON	23	149	Callum HAMMETT	22	18	Jacques HESSE
ROW 7	21	37	Corrie PAUL	20	122	Paul WILSON	19	17	Ivan BOYKO
ROW 6	18	114	Ricky MARTIN	17	89	Dirk GERRITSEN	16	11	Joshua HARVEY
ROW 5	15	116	Stephen MAUL	14	118	Nathan DONEY	13	51	Andrew DURANT
ROW 4	12	12	Andrew WELLS	11	30	Duncan GROVE	10	99	Lloyd COLLINS
ROW 3	9	164	Barry CHAMBERLAIN	8	3	Loris KING	7	77	Jamie TIBBLE
ROW 2	6	88	Michael CUMBERLAND	5	19	Simon BASTABLE	4	90	Benjamin COTGROVE
ROW 1	3	58	Jay MATTHEWS	2	33	Steve CORNWALL	1	6	Dominic PETTIT
Pole									

Brands Hatch Indy
Circuit Length = 1.2079 miles

These results are provisional until the conclusion of any judicial and technical matters.

Clerk Of Course :		Timekeeper :
-------------------	--	--------------

Results can be found at www.tsl-timing.com

Printed - 16:32 Saturday, 28 March 2015



BMCRC - MRO Championships 2015 - Rnd 1 @ Brands Hatch Indy

BMCRC Rookie 600

RACE 2 - CLASSIFICATION - AMENDED



POS	NO	NAME	ENTRY	LAPS	TIME	GAP	DIFF	MPH	BEST	ON
1	90	Benjamin COTGROVE	Triumph - NR Racing	12	12:41.068			68.56	1:01.111	11
2	6	Dominic PETTIT	Yamaha - Camclad Contractors	12	12:55.030	13.962	13.962	67.33	1:01.878	6
3	164	Barry CHAMBERLAIN	Suzuki - Goldline Maintenance Services	12	13:04.533	23.465	9.503	66.51	1:02.849	10
4	58	Jay MATTHEWS	Yamaha -	12	13:04.696	23.628	0.163	66.50	1:02.765	10
5	77	Jamie TIBBLE	Triumph -	12	13:05.948	24.880	1.252	66.39	1:03.015	10
6	19	Simon BASTABLE	Yamaha -	12	13:09.808	28.740	3.860	66.07	1:00.432	10
7	30	Duncan GROVE	Yamaha -	12	13:23.682	42.614	13.874	64.93	1:02.048	10
8	114	Ricky MARTIN	Suzuki -	12	13:33.688	52.620	10.006	64.13	1:04.384	6
9	70	Jonathan KINGSTON	Yamaha -	11	12:41.168	1 Lap	1 Lap	62.84	1:05.326	10
10	11	Joshua HARVEY	Yamaha - NR Racing	11	12:42.854	1 Lap	1.686	62.70	1:05.277	10
11	317	Jack WARD	Yamaha - Team Ward Racing	11	12:43.205	1 Lap	0.351	62.67	1:05.761	9
12	84	James KENWARD	Kawasaki - FG1	11	12:51.285	1 Lap	8.080	62.01	1:05.948	10
13	149	Callum HAMMETT	Yamaha -	11	12:56.109	1 Lap	4.824	61.63	1:07.421	10
14	51	Andrew DURANT	Honda -	11	12:59.244	1 Lap	3.135	61.38	1:07.290	9
15	18	Jacques HESSE	Kawasaki -	11	13:03.859	1 Lap	4.615	61.02	1:08.698	9
16	118	Nathan DONEY	Yamaha -	11	13:04.305	1 Lap	0.446	60.98	1:07.951	8
17	37	Corrie PAUL	Honda - Excel Mortgages UK	11	13:24.714	1 Lap	20.409	59.44	1:09.896	8
18	130	Lee BUTTON	Yamaha -	11	13:28.324	1 Lap	3.610	59.17	1:10.011	9
19	122	Paul WILSON	Yamaha -	11	13:34.117	1 Lap	5.793	58.75	1:10.092	9
20	28	Carl BARRON	Yamaha -	10	12:43.446	2 Laps	1 Lap	56.96	1:10.984	6
21	92	Paul ANDERSON	Yamaha - Anderson Tyres	10	12:54.701	2 Laps	11.255	56.13	1:13.338	9
22	46	Adrian DRAPER	Suzuki -	10	13:08.150	2 Laps	13.449	55.17	1:13.108	4

NOT CLASSIFIED

DNF	88	Michael CUMBERLAND	Yamaha -	10	10:55.580	2 Laps		66.33	1:03.077	10
DNF	12	Andrew WELLS	Suzuki -	10	10:59.386	2 Laps	3.806	65.94	1:02.535	10
DNF	89	Dirk GERRITSEN	Kawasaki -	5	5:48.795	7 Laps	5 Laps	62.33	1:05.775	5
DNF	10	Craig NELSON	Suzuki -	5	6:46.500	7 Laps	57.705	53.48	1:13.322	4
DNF	47	Matthew BROWN	Honda - Splash Motorcycles	5	6:47.060	7 Laps	0.560	53.41	1:14.625	4
DNF	17	Ivan BOYKO	Yamaha - Softmill	1	1:25.918	11 Laps	4 Laps	50.61	1:25.918	1
DNF	33	Steve CORNWALL	Triumph -	0						
DNF	3	Loris KING	Yamaha - RK Racing/gamingkeys.co	0						
DNF	99	Lloyd COLLINS	Honda - Warren Drives	0						

FASTEST LAP

19 Simon BASTABLE Yamaha - 10 1:00.432 71.95 mph 115.80 kph

Result amended - Penalties rescinded
90% of Race Speed = 61.70 mph

Brands Hatch Indy
Circuit Length = 1.2079 miles
Start: 11:22 Flag 11:34 End: 11:36

Weather / Track : Cloudy / Wet

These results are provisional until the conclusion of any judicial and technical matters.

Clerk Of Course :	Timekeeper :
-------------------	--------------

Results can be found at www.tsl-timing.com

Printed - 13:06 Sunday, 29 March 2015



BMCRC - MRO Championships 2015 - Rnd 1 @ Brands Hatch Indy

BMCRC Rookie 600

RACE 2 - LAP CHART

LAP 1 @ 11:23:17.350		
NO	BEHIND	LAP TIME

77		1:08.323
90	2.477	1:10.800
88	5.379	1:13.702
164	6.524	1:14.847
6	6.821	1:15.144
12	8.202	1:16.525
58	9.820	1:18.143
114	12.241	1:20.564
89	12.595	1:20.918
18	13.876	1:22.199
11	14.589	1:22.912
51	15.168	1:23.491
70	16.671	1:24.994
317	16.890	1:25.213
84	17.082	1:25.405
19	17.296	1:25.619
17	17.595	1:25.918
149	18.465	1:26.788
130	18.757	1:27.080
122	20.670	1:28.993
118	21.183	1:29.506
37	21.792	1:30.115
30	23.249	1:31.572
46	23.591	1:31.914
92	26.125	1:34.448
10	27.901	1:36.224
28	28.157	1:36.480
47	29.808	1:38.131

LAP 2 @ 11:24:24.325		
NO	BEHIND	LAP TIME

77		1:06.975
90	0.066	1:04.564
88	4.810	1:06.406
6	5.897	1:06.051
164	6.307	1:06.758
12	7.779	1:06.552
58	8.269	1:05.424
89	13.505	1:07.885
114	13.562	1:08.296
11	15.881	1:08.267
18	17.319	1:10.418
51	17.987	1:09.794
70	18.014	1:08.318
317	20.950	1:11.035
84	21.973	1:11.866
149	24.970	1:13.480
19	25.725	1:15.404
130	26.053	1:14.271
30	26.652	1:10.378
118	27.488	1:13.280
122	29.456	1:15.761
37	29.660	1:14.843
46	32.335	1:15.719
92	38.402	1:19.252
28	39.228	1:18.046
10	44.669	1:23.743
47	45.314	1:22.481

LAP 5 @ 11:27:32.306		
NO	BEHIND	LAP TIME

90		1:02.915
92	1 Lap	1:15.417
47	1 Lap	1:14.625
6	8.785	1:02.917

LAP 3 @ 11:25:27.672		
NO	BEHIND	LAP TIME

90		1:03.281
77	2.563	1:05.910
88	7.193	1:05.730
6	7.611	1:05.061
164	8.950	1:05.990
12	10.337	1:05.905
58	12.791	1:07.869
89	17.539	1:07.381
114	17.817	1:07.602
11	19.327	1:06.793
18	24.728	1:10.756
70	24.806	1:10.139
51	25.656	1:11.016
317	26.987	1:09.384
84	27.655	1:09.029
19	27.847	1:05.469
30	28.711	1:05.406
149	31.843	1:10.220
118	34.794	1:10.653
130	37.601	1:14.895
37	38.323	1:12.010
122	39.596	1:13.487
46	43.457	1:14.469
28	49.257	1:13.376
92	52.805	1:17.750
47	58.428	1:16.461
10	1:00.183	1:18.861

LAP 4 @ 11:26:29.391		
NO	BEHIND	LAP TIME

90		1:01.719
77	6.505	1:05.661
6	8.783	1:02.891
88	10.491	1:05.017
164	11.685	1:04.454
12	13.302	1:04.684
58	14.375	1:03.303
89	22.656	1:06.836
114	23.068	1:06.970
11	23.650	1:06.042
70	31.291	1:08.204
30	33.455	1:06.463
19	33.684	1:07.556
18	34.082	1:11.073
317	35.236	1:09.968
51	35.434	1:11.497
84	36.042	1:10.106
149	38.701	1:08.577
118	43.000	1:09.925
37	47.520	1:10.916
130	47.691	1:11.809
122	50.624	1:12.747
46	54.846	1:13.108
28	1:00.225	1:12.687

LAP 5 @ 11:27:32.306		
NO	BEHIND	LAP TIME

90		1:02.915
92	1 Lap	1:15.417
47	1 Lap	1:14.625
6	8.785	1:02.917

10	1 Lap	1:13.322
77	9.246	1:05.656
88	12.719	1:05.143
164	13.436	1:04.666
12	14.267	1:03.880
58	15.095	1:03.635
114	24.984	1:04.831
89	25.516	1:05.775
11	26.442	1:05.707
30	34.371	1:03.831
19	34.649	1:03.880
70	35.520	1:07.144
18	40.925	1:09.758
317	41.268	1:08.947
51	42.065	1:09.546
84	42.339	1:09.212
149	44.001	1:08.215
118	49.025	1:08.940
37	54.989	1:10.384
130	57.642	1:12.866
122	59.754	1:12.045

LAP 6 @ 11:28:35.739		
NO	BEHIND	LAP TIME

90		1:03.433
46	1 Lap	1:17.765
28	1 Lap	1:12.445
6	7.230	1:01.878
77	10.909	1:05.096
88	12.876	1:03.590
164	13.993	1:03.990
92	1 Lap	1:15.040
12	16.226	1:05.392
58	16.835	1:05.173
10	1 Lap	1:14.350
47	1 Lap	1:15.362
114	25.935	1:04.384
19	32.989	1:01.773
30	35.837	1:04.899
11	37.910	1:14.901
70	39.174	1:07.087
317	44.232	1:06.397
18	47.127	1:09.635
51	47.672	1:09.040
84	47.700	1:08.794
149	48.590	1:08.022
118	53.649	1:08.057

LAP 7 @ 11:29:38.198		
NO	BEHIND	LAP TIME

90		1:02.459
37	1 Lap	1:11.151
130	1 Lap	1:12.086
122	1 Lap	1:11.370
6	7.755	1:02.984
88	13.891	1:03.474
77	14.586	1:06.136
28	1 Lap	1:10.984
164	14.907	1:03.373
12	17.712	1:03.945
58	18.524	1:04.148
46	1 Lap	1:20.665
92	1 Lap	1:13.864
114	29.584	1:06.108

19	32.112	1:01.582
30	36.230	1:02.852
11	42.526	1:07.075
70	43.096	1:06.381
317	49.824	1:08.051
84	53.477	1:08.236
18	54.900	1:10.232
149	55.258	1:09.127
51	55.445	1:10.232
118	59.393	1:08.203

LAP 8 @ 11:30:40.792		
NO	BEHIND	LAP TIME

90		1:02.594
6	10.255	1:05.094
37	1 Lap	1:12.947
130	1 Lap	1:12.093
122	1 Lap	1:12.680
88	17.235	1:05.938
164	17.966	1:05.653
77	18.410	1:06.418
58	20.394	1:04.464
12	20.910	1:05.792
28	1 Lap	1:14.836
19	31.913	1:02.395
114	35.536	1:08.546
30	37.720	1:04.084
46	1 Lap	1:18.811
92	1 Lap	1:17.301
70	46.284	1:05.782
11	46.309	1:06.377
317	53.483	1:06.253
84	58.209	1:07.326
149	1:00.102	1:07.438

LAP 9 @ 11:31:43.200		
NO	BEHIND	LAP TIME

90		1:02.408
51	1 Lap	1:10.477
18	1 Lap	1:11.664
118	1 Lap	1:07.951
6	10.248	1:02.401
37	1 Lap	1:09.896
88	18.330	1:03.503
164	19.522	1:03.964
77	20.469	1:04.467
58	20.937	1:02.951
130	1 Lap	1:10.748
12	22.678	1:04.176
122	1 Lap	1:11.064
19	31.043	1:01.538
30	37.811	1:02.499
28	1 Lap	1:13.290
114	38.214	1:05.086
70	52.267	1:08.391
11	53.053	1:09.152
92	1 Lap	1:14.322
46	1 Lap	1:17.445
317	56.836	1:05.761

LAP 10 @ 11:32:45.340		
NO	BEHIND	LAP TIME

90		1:02.140
----	--	----------

84	1 Lap	1:06.885
149	1 Lap	1:07.550
51	1 Lap	1:07.290
18	1 Lap	1:08.698
118	1 Lap	1:08.546
6	10.359	1:02.251
88	19.267	1:03.077
164	20.231	1:02.849
77	21.344	1:03.015
58	21.562	1:02.765
12	23.073	1:02.535
37	1 Lap	1:11.254
19	29.335	1:00.432
130	1 Lap	1:10.011
122	1 Lap	1:10.092
30	37.719	1:02.048
114	42.174	1:06.100
28	1 Lap	1:13.647
70	55.453	1:05.326
11	56.190	1:05.277
317	1:00.537	1:05.841

LAP 11 @ 11:33:46.451		
NO	BEHIND	LAP TIME

90		1:01.111
92	2 Laps	1:13.338
84	1 Lap	1:05.948
46	2 Laps	1:16.383
149	1 Lap	1:07.421
6	12.171	1:02.923
51	1 Lap	1:07.335
18	1 Lap	1:09.297
118	1 Lap	1:09.102
164	22.356	1:03.236
77	23.415	1:03.182
58	24.010	1:03.559
19	30.308	1:02.084
37	1 Lap	1:10.417
130	1 Lap	1:11.695
30	41.245	1:04.637
122	1 Lap	1:11.569
114	48.514	1:07.451

LAP 12 @ 11:34:50.095		
NO	BEHIND	LAP TIME

90		1:03.644
70	1 Lap	1:09.402
11	1 Lap	1:10.351
317	1 Lap	1:06.355
28	2 Laps	1:17.655
84	1 Lap	1:08.478
92	2 Laps	1:13.969
6	13.962	1:05.435
149	1 Lap	1:09.271
51	1 Lap	1:09.526
18	1 Lap	1:10.129
118	1 Lap	1:10.142
164	23.465	1:04.753
58	23.628	1:03.262
77	24.880	1:05.109
46	2 Laps	1:21.871
19	28.740	1:02.076
30	42.614	1:05.013
37	1 Lap	1:10.781

Weather / Track : Cloudy / Wet

BMCRC - MRO Championships 2015 - Rnd 1 @ Brands Hatch Indy

BMCRC Rookie 600

RACE 2 - LAP CHART

130	1 Lap	1:10.770
114	52.620	1:07.750
122	1 Lap	1:14.309

BMCRC - MRO Championships 2015 - Rnd 1 @ Brands Hatch Indy

BMCRC Rookie 600

RACE 2 - SECTOR ANALYSIS

SECTOR 1 = FL to I1, SECTOR 2 = I1 to I2, SECTOR 3 = I2 to FL, DIFF = Difference To Personal Best Lap

P1 90 Benjamin COTGROVE		Triumph - NR Racing				
IDEAL LAP TIME : 1:00.981		BEST LAP TIME : 1:01.111		DIFFERENCE : 0.130		
LAP	SECTOR 1	SECTOR 2	LAP TIME	MPH	DIFF	TIME OF DAY
1 -		25.621	1:10.800	61.42	9.689	11:23:19.827
2 -	38.619	25.945	1:04.564	67.35	3.453	11:24:24.391
3 -	38.304	24.977	1:03.281	68.71	2.170	11:25:27.672
4 -	37.401	24.318	1:01.719 (2)	70.45	0.608	11:26:29.391
5 -	37.740	25.175	1:02.915	69.11	1.804	11:27:32.306
6 -	38.875	24.558	1:03.433	68.55	2.322	11:28:35.739
7 -	37.577	24.882	1:02.459	69.62	1.348	11:29:38.198
8 -	38.212	24.382	1:02.594	69.47	1.483	11:30:40.792
9 -	37.711	24.697	1:02.408	69.68	1.297	11:31:43.200
10 -	37.635	24.505	1:02.140 (3)	69.98	1.029	11:32:45.340
11 -	36.663	24.448	1:01.111 (1)	71.15		11:33:46.451
12 -	38.858	24.786	1:03.644	68.32	2.533	11:34:50.095

P2 6 Dominic PETTIT		Yamaha - Camclad Contractors				
IDEAL LAP TIME : 1:01.744		BEST LAP TIME : 1:01.878		DIFFERENCE : 0.134		
LAP	SECTOR 1	SECTOR 2	LAP TIME	MPH	DIFF	TIME OF DAY
1 -		26.731	1:15.144	57.87	13.266	11:23:24.171
2 -	40.434	25.617	1:06.051	65.83	4.173	11:24:30.222
3 -	40.021	25.040	1:05.061	66.83	3.183	11:25:35.283
4 -	38.532	24.359	1:02.891	69.14	1.013	11:26:38.174
5 -	38.395	24.522	1:02.917	69.11	1.039	11:27:41.091
6 -	37.636	24.242	1:01.878 (1)	70.27		11:28:42.969
7 -	38.683	24.301	1:02.984	69.04	1.106	11:29:45.953
8 -	40.372	24.722	1:05.094	66.80	3.216	11:30:51.047
9 -	38.293	24.108	1:02.401 (3)	69.68	0.523	11:31:53.448
10 -	37.908	24.343	1:02.251 (2)	69.85	0.373	11:32:55.699
11 -	38.302	24.621	1:02.923	69.10	1.045	11:33:58.622
12 -	40.080	25.355	1:05.435	66.45	3.557	11:35:04.057

P3 58 Jay MATTHEWS		Yamaha -				
IDEAL LAP TIME : 1:01.769		BEST LAP TIME : 1:02.765		DIFFERENCE : 0.996		
LAP	SECTOR 1	SECTOR 2	LAP TIME	MPH	DIFF	TIME OF DAY
1 -		26.473	1:18.143	55.64	15.378	11:23:27.170
2 -	40.219	25.205	1:05.424	66.46	2.659	11:24:32.594
3 -	41.837	26.032	1:07.869	64.07	5.104	11:25:40.463
4 -	38.371	24.932	1:03.303	68.69	0.538	11:26:43.766
5 -	38.721	24.914	1:03.635	68.33	0.870	11:27:47.401
6 -	39.132	26.041	1:05.173	66.72	2.408	11:28:52.574
7 -	38.501	25.647	1:04.148	67.79	1.383	11:29:56.722
8 -	38.948	25.516	1:04.464	67.45	1.699	11:31:01.186
9 -	38.142	24.809	1:02.951 (2)	69.07	0.186	11:32:04.137
10 -	38.645	24.120	1:02.765 (1)	69.28		11:33:06.902
11 -	37.649	25.910	1:03.559	68.41	0.794	11:34:10.461
12 -	37.970	25.292	1:03.262 (3)	68.73	0.497	11:35:13.723

P4 77 Jamie TIBBLE		Triumph -				
IDEAL LAP TIME : 1:02.567		BEST LAP TIME : 1:03.015		DIFFERENCE : 0.448		
LAP	SECTOR 1	SECTOR 2	LAP TIME	MPH	DIFF	TIME OF DAY
1 -		25.604	1:08.323	63.64	5.308	11:23:17.350
2 -	40.859	26.116	1:06.975	64.92	3.960	11:24:24.325
3 -	40.131	25.779	1:05.910	65.97	2.895	11:25:30.235
4 -	39.873	25.788	1:05.661	66.22	2.646	11:26:35.896
5 -	39.936	25.720	1:05.656	66.23	2.641	11:27:41.552
6 -	39.691	25.405	1:05.096	66.80	2.081	11:28:46.648
7 -	39.563	26.573	1:06.136	65.75	3.121	11:29:52.784
8 -	40.756	25.662	1:06.418	65.47	3.403	11:30:59.202
9 -	39.019	25.448	1:04.467 (3)	67.45	1.452	11:32:03.669

Weather / Track : Cloudy / Wet

Brands Hatch Indy
Circuit Length = 1.2079 miles
Start: 11:22 Flag 11:34 End: 11:36

BMCRC - MRO Championships 2015 - Rnd 1 @ Brands Hatch Indy

BMCRC Rookie 600

RACE 2 - SECTOR ANALYSIS

SECTOR 1 = FL to I1, SECTOR 2 = I1 to I2, SECTOR 3 = I2 to FL, DIFF = Difference To Personal Best Lap

10 -	38.707	24.308	1:03.015 (1)	69.00		11:33:06.684
11 -	38.259	24.923	1:03.182 (2)	68.82	0.167	11:34:09.866
12 -	38.894	26.215	1:05.109	66.78	2.094	11:35:14.975

P5 19		Simon BASTABLE		Yamaha -			
IDEAL LAP TIME : 1:00.315		BEST LAP TIME : 1:00.432		DIFFERENCE : 0.117			
LAP	SECTOR 1	SECTOR 2	LAP TIME	MPH	DIFF	TIME OF DAY	
1 -		27.149	1:25.619	50.79	25.187	11:23:34.646	
2 -	46.995	28.409	1:15.404	57.67	14.972	11:24:50.050	
3 -	39.955	25.514	1:05.469	66.42	5.037	11:25:55.519	
4 -	41.155	26.401	1:07.556	64.37	7.124	11:27:03.075	
5 -	38.659	25.221	1:03.880	68.07	3.448	11:28:06.955	
6 -	37.778	23.995	1:01.773	70.39	1.341	11:29:08.728	
7 -	37.940	23.642	1:01.582 (3)	70.61	1.150	11:30:10.310	
8 -	38.621	23.774	1:02.395	69.69	1.963	11:31:12.705	
9 -	37.821	23.717	1:01.538 (2)	70.66	1.106	11:32:14.243	
10 -	36.673	23.759	1:00.432 (1)	71.95		11:33:14.675	
11 -	38.089	23.995	1:02.084	70.04	1.652	11:34:16.759	
12 -	38.176	23.900	1:02.076	70.05	1.644	11:35:18.835	

P6 164		Barry CHAMBERLAIN		Suzuki - Goldline Maintenance Services			
IDEAL LAP TIME : 1:02.528		BEST LAP TIME : 1:02.849		DIFFERENCE : 0.321			
LAP	SECTOR 1	SECTOR 2	LAP TIME	MPH	DIFF	TIME OF DAY	
1 -		26.692	1:14.847	58.09	11.998	11:23:23.874	
2 -	40.324	26.434	1:06.758	65.13	3.909	11:24:30.632	
3 -	40.013	25.977	1:05.990	65.89	3.141	11:25:36.622	
4 -	39.030	25.424	1:04.454	67.46	1.605	11:26:41.076	
5 -	38.978	25.688	1:04.666	67.24	1.817	11:27:45.742	
6 -	38.722	25.268	1:03.990	67.95	1.141	11:28:49.732	
7 -	37.910	25.463	1:03.373 (3)	68.61	0.524	11:29:53.105	
8 -	39.943	25.710	1:05.653	66.23	2.804	11:30:58.758	
9 -	39.001	24.963	1:03.964	67.98	1.115	11:32:02.722	
10 -	38.231	24.618	1:02.849 (1)	69.19		11:33:05.571	
11 -	37.975	25.261	1:03.236 (2)	68.76	0.387	11:34:08.807	
12 -	39.164	25.589	1:04.753	67.15	1.904	11:35:13.560	

P7 30		Duncan GROVE		Yamaha -			
IDEAL LAP TIME : 1:01.705		BEST LAP TIME : 1:02.048		DIFFERENCE : 0.343			
LAP	SECTOR 1	SECTOR 2	LAP TIME	MPH	DIFF	TIME OF DAY	
1 -		28.366	1:31.572	47.48	29.524	11:23:40.599	
2 -	43.834	26.544	1:10.378	61.78	8.330	11:24:50.977	
3 -	40.013	25.393	1:05.406	66.48	3.358	11:25:56.383	
4 -	40.033	26.430	1:06.463	65.42	4.415	11:27:02.846	
5 -	38.414	25.417	1:03.831	68.12	1.783	11:28:06.677	
6 -	39.054	25.845	1:04.899	67.00	2.851	11:29:11.576	
7 -	38.148	24.704	1:02.852 (3)	69.18	0.804	11:30:14.428	
8 -	38.000	26.084	1:04.084	67.85	2.036	11:31:18.512	
9 -	37.432	25.067	1:02.499 (2)	69.57	0.451	11:32:21.011	
10 -	37.775	24.273	1:02.048 (1)	70.08		11:33:23.059	
11 -	38.410	26.227	1:04.637	67.27	2.589	11:34:27.696	
12 -	39.424	25.589	1:05.013	66.88	2.965	11:35:32.709	

P8 114		Ricky MARTIN		Suzuki -			
IDEAL LAP TIME : 1:04.105		BEST LAP TIME : 1:04.384		DIFFERENCE : 0.279			
LAP	SECTOR 1	SECTOR 2	LAP TIME	MPH	DIFF	TIME OF DAY	
1 -		27.642	1:20.564	53.97	16.180	11:23:29.591	
2 -	41.256	27.040	1:08.296	63.67	3.912	11:24:37.887	
3 -	40.736	26.866	1:07.602	64.32	3.218	11:25:45.489	
4 -	40.598	26.372	1:06.970	64.93	2.586	11:26:52.459	
5 -	39.379	25.452	1:04.831 (2)	67.07	0.447	11:27:57.290	

Weather / Track : Cloudy / Wet

Brands Hatch Indy
Circuit Length = 1.2079 miles
Start: 11:22 Flag 11:34 End: 11:36

BMCRC - MRO Championships 2015 - Rnd 1 @ Brands Hatch Indy

BMCRC Rookie 600

RACE 2 - SECTOR ANALYSIS

SECTOR 1 = FL to I1, SECTOR 2 = I1 to I2, SECTOR 3 = I2 to FL, DIFF = Difference To Personal Best Lap

6 -	38.653	25.731	1:04.384 (1)	67.54		11:29:01.674
7 -	40.076	26.032	1:06.108	65.78	1.724	11:30:07.782
8 -	42.029	26.517	1:08.546	63.44	4.162	11:31:16.328
9 -	39.077	26.009	1:05.086 (3)	66.81	0.702	11:32:21.414
10 -	39.882	26.218	1:06.100	65.78	1.716	11:33:27.514
11 -	41.195	26.256	1:07.451	64.47	3.067	11:34:34.965
12 -	41.031	26.719	1:07.750	64.18	3.366	11:35:42.715

P9 70		Jonathan KINGSTON		Yamaha -			
IDEAL LAP TIME : 1:05.326		BEST LAP TIME : 1:05.326		DIFFERENCE : 0.000			
LAP	SECTOR 1	SECTOR 2	LAP TIME	MPH	DIFF	TIME OF DAY	
1 -		28.621	1:24.994	51.16	19.668	11:23:34.021	
2 -	41.394	26.924	1:08.318	63.65	2.992	11:24:42.339	
3 -	42.760	27.379	1:10.139	61.99	4.813	11:25:52.478	
4 -	41.564	26.640	1:08.204	63.75	2.878	11:27:00.682	
5 -	40.542	26.602	1:07.144	64.76	1.818	11:28:07.826	
6 -	41.011	26.076	1:07.087	64.82	1.761	11:29:14.913	
7 -	40.482	25.899	1:06.381 (3)	65.50	1.055	11:30:21.294	
8 -	39.821	25.961	1:05.782 (2)	66.10	0.456	11:31:27.076	
9 -	40.885	27.506	1:08.391	63.58	3.065	11:32:35.467	
10 -	39.509	25.817	1:05.326 (1)	66.56		11:33:40.793	
11 -	41.784	27.618	1:09.402	62.65	4.076	11:34:50.195	

P10 11		Joshua HARVEY		Yamaha - NR Racing			
IDEAL LAP TIME : 1:05.232		BEST LAP TIME : 1:05.277		DIFFERENCE : 0.045			
LAP	SECTOR 1	SECTOR 2	LAP TIME	MPH	DIFF	TIME OF DAY	
1 -		28.431	1:22.912	52.44	17.635	11:23:31.939	
2 -	41.793	26.474	1:08.267	63.69	2.990	11:24:40.206	
3 -	40.214	26.579	1:06.793	65.10	1.516	11:25:46.999	
4 -	39.588	26.454	1:06.042 (3)	65.84	0.765	11:26:53.041	
5 -	39.328	26.379	1:05.707 (2)	66.18	0.430	11:27:58.748	
6 -	46.261	28.640	1:14.901	58.05	9.624	11:29:13.649	
7 -	40.845	26.230	1:07.075	64.83	1.798	11:30:20.724	
8 -	39.757	26.620	1:06.377	65.51	1.100	11:31:27.101	
9 -	41.486	27.666	1:09.152	62.88	3.875	11:32:36.253	
10 -	39.373	25.904	1:05.277 (1)	66.61		11:33:41.530	
11 -	41.394	28.957	1:10.351	61.81	5.074	11:34:51.881	

P11 317		Jack WARD		Yamaha - Team Ward Racing			
IDEAL LAP TIME : 1:05.620		BEST LAP TIME : 1:05.761		DIFFERENCE : 0.141			
LAP	SECTOR 1	SECTOR 2	LAP TIME	MPH	DIFF	TIME OF DAY	
1 -		29.158	1:25.213	51.03	19.452	11:23:34.240	
2 -	43.327	27.708	1:11.035	61.21	5.274	11:24:45.275	
3 -	42.052	27.332	1:09.384	62.67	3.623	11:25:54.659	
4 -	42.265	27.703	1:09.968	62.15	4.207	11:27:04.627	
5 -	41.512	27.435	1:08.947	63.07	3.186	11:28:13.574	
6 -	40.217	26.180	1:06.397	65.49	0.636	11:29:19.971	
7 -	41.796	26.255	1:08.051	63.90	2.290	11:30:28.022	
8 -	40.589	25.664	1:06.253 (3)	65.63	0.492	11:31:34.275	
9 -	40.013	25.748	1:05.761 (1)	66.12		11:32:40.036	
10 -	40.214	25.627	1:05.841 (2)	66.04	0.080	11:33:45.877	
11 -	39.993	26.362	1:06.355	65.53	0.594	11:34:52.232	

P12 84		James KENWARD		Kawasaki - FG1			
IDEAL LAP TIME : 1:05.948		BEST LAP TIME : 1:05.948		DIFFERENCE : 0.000			
LAP	SECTOR 1	SECTOR 2	LAP TIME	MPH	DIFF	TIME OF DAY	
1 -		28.185	1:25.405	50.91	19.457	11:23:34.432	
2 -	44.006	27.860	1:11.866	60.50	5.918	11:24:46.298	
3 -	42.103	26.926	1:09.029	62.99	3.081	11:25:55.327	
4 -	42.252	27.854	1:10.106	62.02	4.158	11:27:05.433	

Weather / Track : Cloudy / Wet

Brands Hatch Indy
Circuit Length = 1.2079 miles
Start: 11:22 Flag 11:34 End: 11:36

BMCRC - MRO Championships 2015 - Rnd 1 @ Brands Hatch Indy

BMCRC Rookie 600

RACE 2 - SECTOR ANALYSIS

SECTOR 1 = FL to I1, SECTOR 2 = I1 to I2, SECTOR 3 = I2 to FL, DIFF = Difference To Personal Best Lap

5 -	42.327	26.885	1:09.212	62.83	3.264	11:28:14.645
6 -	41.724	27.070	1:08.794	63.21	2.846	11:29:23.439
7 -	41.926	26.310	1:08.236	63.72	2.288	11:30:31.675
8 -	41.080	26.246	1:07.326 (3)	64.59	1.378	11:31:39.001
9 -	40.971	25.914	1:06.885 (2)	65.01	0.937	11:32:45.886
10 -	40.105	25.843	1:05.948 (1)	65.93		11:33:51.834
11 -	42.023	26.455	1:08.478	63.50	2.530	11:35:00.312

P13 51 Andrew DURANT		Honda -					
IDEAL LAP TIME : 1:06.908		BEST LAP TIME : 1:07.290		DIFFERENCE : 0.382			
LAP	SECTOR 1	SECTOR 2	LAP TIME	MPH	DIFF	TIME OF DAY	
1 -		28.672	1:23.491	52.08	16.201	11:23:32.518	
2 -	42.449	27.345	1:09.794	62.30	2.504	11:24:42.312	
3 -	42.961	28.055	1:11.016	61.23	3.726	11:25:53.328	
4 -	42.947	28.550	1:11.497	60.82	4.207	11:27:04.825	
5 -	42.668	26.878	1:09.546	62.52	2.256	11:28:14.371	
6 -	41.672	27.368	1:09.040 (3)	62.98	1.750	11:29:23.411	
7 -	42.949	27.283	1:10.232	61.91	2.942	11:30:33.643	
8 -	43.502	26.975	1:10.477	61.70	3.187	11:31:44.120	
9 -	40.971	26.319	1:07.290 (1)	64.62		11:32:51.410	
10 -	40.589	26.746	1:07.335 (2)	64.58	0.045	11:33:58.745	
11 -	42.793	26.733	1:09.526	62.54	2.236	11:35:08.271	

P14 18 Jacques HESSE		Kawasaki -					
IDEAL LAP TIME : 1:08.540		BEST LAP TIME : 1:08.698		DIFFERENCE : 0.158			
LAP	SECTOR 1	SECTOR 2	LAP TIME	MPH	DIFF	TIME OF DAY	
1 -		28.062	1:22.199	52.90	13.501	11:23:31.226	
2 -	42.906	27.512	1:10.418	61.75	1.720	11:24:41.644	
3 -	43.148	27.608	1:10.756	61.45	2.058	11:25:52.400	
4 -	43.658	27.415	1:11.073	61.18	2.375	11:27:03.473	
5 -	42.312	27.446	1:09.758	62.33	1.060	11:28:13.231	
6 -	42.537	27.098	1:09.635 (3)	62.44	0.937	11:29:22.866	
7 -	42.838	27.394	1:10.232	61.91	1.534	11:30:33.098	
8 -	44.628	27.036	1:11.664	60.68	2.966	11:31:44.762	
9 -	41.759	26.939	1:08.698 (1)	63.30		11:32:53.460	
10 -	41.937	27.360	1:09.297 (2)	62.75	0.599	11:34:02.757	
11 -	43.348	26.781	1:10.129	62.00	1.431	11:35:12.886	

P15 118 Nathan DONEY		Yamaha -					
IDEAL LAP TIME : 1:07.593		BEST LAP TIME : 1:07.951		DIFFERENCE : 0.358			
LAP	SECTOR 1	SECTOR 2	LAP TIME	MPH	DIFF	TIME OF DAY	
1 -		29.942	1:29.506	48.58	21.555	11:23:38.533	
2 -	45.259	28.021	1:13.280	59.34	5.329	11:24:51.813	
3 -	43.146	27.507	1:10.653	61.54	2.702	11:26:02.466	
4 -	42.527	27.398	1:09.925	62.18	1.974	11:27:12.391	
5 -	41.759	27.181	1:08.940	63.07	0.989	11:28:21.331	
6 -	41.462	26.595	1:08.057 (2)	63.89	0.106	11:29:29.388	
7 -	41.584	26.619	1:08.203 (3)	63.75	0.252	11:30:37.591	
8 -	41.533	26.418	1:07.951 (1)	63.99		11:31:45.542	
9 -	41.175	27.371	1:08.546	63.44	0.595	11:32:54.088	
10 -	41.517	27.585	1:09.102	62.93	1.151	11:34:03.190	
11 -	43.339	26.803	1:10.142	61.99	2.191	11:35:13.332	

P16 149 Callum HAMMETT		Yamaha -					
IDEAL LAP TIME : 1:06.758		BEST LAP TIME : 1:07.421		DIFFERENCE : 0.663			
LAP	SECTOR 1	SECTOR 2	LAP TIME	MPH	DIFF	TIME OF DAY	
1 -		28.793	1:26.788	50.10	19.367	11:23:35.815	
2 -	44.687	28.793	1:13.480	59.18	6.059	11:24:49.295	
3 -	42.633	27.587	1:10.220	61.92	2.799	11:25:59.515	
4 -	41.557	27.020	1:08.577	63.41	1.156	11:27:08.092	

Weather / Track : Cloudy / Wet

Brands Hatch Indy
Circuit Length = 1.2079 miles
Start: 11:22 Flag 11:34 End: 11:36

BMCRC - MRO Championships 2015 - Rnd 1 @ Brands Hatch Indy

BMCRC Rookie 600

RACE 2 - SECTOR ANALYSIS

SECTOR 1 = FL to I1, SECTOR 2 = I1 to I2, SECTOR 3 = I2 to FL, DIFF = Difference To Personal Best Lap

5 -	41.246	26.969	1:08.215	63.74	0.794	11:28:16.307
6 -	41.416	26.606	1:08.022	63.92	0.601	11:29:24.329
7 -	41.644	27.483	1:09.127	62.90	1.706	11:30:33.456
8 -	41.263	26.175	1:07.438 (2)	64.48	0.017	11:31:40.894
9 -	40.771	26.779	1:07.550 (3)	64.37	0.129	11:32:48.444
10 -	40.583	26.838	1:07.421 (1)	64.49		11:33:55.865
11 -	41.833	27.438	1:09.271	62.77	1.850	11:35:05.136

P17 37 Corrie PAUL		Honda - Excel Mortgages UK				
IDEAL LAP TIME : 1:09.455		BEST LAP TIME : 1:09.896		DIFFERENCE : 0.441		
LAP	SECTOR 1	SECTOR 2	LAP TIME	MPH	DIFF	TIME OF DAY
1 -		30.072	1:30.115	48.25	20.219	11:23:39.142
2 -	45.685	29.158	1:14.843	58.10	4.947	11:24:53.985
3 -	44.236	27.774	1:12.010	60.38	2.114	11:26:05.995
4 -	43.843	27.073	1:10.916	61.32	1.020	11:27:16.911
5 -	42.858	27.526	1:10.384 (2)	61.78	0.488	11:28:27.295
6 -	43.644	27.507	1:11.151	61.11	1.255	11:29:38.446
7 -	45.254	27.693	1:12.947	59.61	3.051	11:30:51.393
8 -	42.384	27.512	1:09.896 (1)	62.21		11:32:01.289
9 -	43.842	27.412	1:11.254	61.02	1.358	11:33:12.543
10 -	43.213	27.204	1:10.417 (3)	61.75	0.521	11:34:22.960
11 -	43.710	27.071	1:10.781	61.43	0.885	11:35:33.741

P18 130 Lee BUTTON		Yamaha -				
IDEAL LAP TIME : 1:09.989		BEST LAP TIME : 1:10.011		DIFFERENCE : 0.022		
LAP	SECTOR 1	SECTOR 2	LAP TIME	MPH	DIFF	TIME OF DAY
1 -		29.378	1:27.080	49.93	17.069	11:23:36.107
2 -	45.713	28.558	1:14.271	58.55	4.260	11:24:50.378
3 -	46.046	28.849	1:14.895	58.06	4.884	11:26:05.273
4 -	44.239	27.570	1:11.809	60.55	1.798	11:27:17.082
5 -	44.577	28.289	1:12.866	59.67	2.855	11:28:29.948
6 -	44.494	27.592	1:12.086	60.32	2.075	11:29:42.034
7 -	44.794	27.299	1:12.093	60.31	2.082	11:30:54.127
8 -	43.416	27.332	1:10.748 (2)	61.46	0.737	11:32:04.875
9 -	42.907	27.104	1:10.011 (1)	62.11		11:33:14.886
10 -	43.443	28.252	1:11.695	60.65	1.684	11:34:26.581
11 -	43.688	27.082	1:10.770 (3)	61.44	0.759	11:35:37.351

P19 122 Paul WILSON		Yamaha -				
IDEAL LAP TIME : 1:10.015		BEST LAP TIME : 1:10.092		DIFFERENCE : 0.077		
LAP	SECTOR 1	SECTOR 2	LAP TIME	MPH	DIFF	TIME OF DAY
1 -		29.903	1:28.993	48.86	18.901	11:23:38.020
2 -	46.328	29.433	1:15.761	57.39	5.669	11:24:53.781
3 -	44.921	28.566	1:13.487	59.17	3.395	11:26:07.268
4 -	44.058	28.689	1:12.747	59.77	2.655	11:27:20.015
5 -	43.558	28.487	1:12.045	60.35	1.953	11:28:32.060
6 -	43.264	28.106	1:11.370 (3)	60.93	1.278	11:29:43.430
7 -	44.465	28.215	1:12.680	59.83	2.588	11:30:56.110
8 -	43.332	27.732	1:11.064 (2)	61.19	0.972	11:32:07.174
9 -	42.760	27.332	1:10.092 (1)	62.04		11:33:17.266
10 -	42.683	28.886	1:11.569	60.76	1.477	11:34:28.835
11 -	44.729	29.580	1:14.309	58.52	4.217	11:35:43.144

P20 28 Carl BARRON		Yamaha -				
IDEAL LAP TIME : 1:10.984		BEST LAP TIME : 1:10.984		DIFFERENCE : 0.000		
LAP	SECTOR 1	SECTOR 2	LAP TIME	MPH	DIFF	TIME OF DAY
1 -		33.180	1:36.480	45.07	25.496	11:23:45.507
2 -	48.338	29.708	1:18.046	55.71	7.062	11:25:03.553
3 -	45.026	28.350	1:13.376	59.26	2.392	11:26:16.929
4 -	44.417	28.270	1:12.687 (3)	59.82	1.703	11:27:29.616

Weather / Track : Cloudy / Wet

Brands Hatch Indy
Circuit Length = 1.2079 miles
Start: 11:22 Flag 11:34 End: 11:36

BMCRC - MRO Championships 2015 - Rnd 1 @ Brands Hatch Indy

BMCRC Rookie 600

RACE 2 - SECTOR ANALYSIS

SECTOR 1 = FL to I1, SECTOR 2 = I1 to I2, SECTOR 3 = I2 to FL, DIFF = Difference To Personal Best Lap

5 -	44.191	28.254	1:12.445 (2)	60.02	1.461	11:28:42.061
6 -	43.055	27.929	1:10.984 (1)	61.26		11:29:53.045
7 -	45.710	29.126	1:14.836	58.10	3.852	11:31:07.881
8 -	44.687	28.603	1:13.290	59.33	2.306	11:32:21.171
9 -	45.082	28.565	1:13.647	59.04	2.663	11:33:34.818
10 -	47.442	30.213	1:17.655	55.99	6.671	11:34:52.473

P21	92	Paul ANDERSON	Yamaha - Anderson Tyres			
IDEAL LAP TIME : 1:12.805		BEST LAP TIME : 1:13.338		DIFFERENCE : 0.533		

LAP	SECTOR 1	SECTOR 2	LAP TIME	MPH	DIFF	TIME OF DAY
1 -		32.407	1:34.448	46.04	21.110	11:23:43.475
2 -	48.909	30.343	1:19.252	54.87	5.914	11:25:02.727
3 -	47.276	30.474	1:17.750	55.93	4.412	11:26:20.477
4 -	46.272	29.145	1:15.417	57.66	2.079	11:27:35.894
5 -	45.582	29.458	1:15.040	57.95	1.702	11:28:50.934
6 -	45.097	28.767	1:13.864 (2)	58.87	0.526	11:30:04.798
7 -	47.412	29.889	1:17.301	56.25	3.963	11:31:22.099
8 -	45.617	28.705	1:14.322	58.51	0.984	11:32:36.421
9 -	44.176	29.162	1:13.338 (1)	59.29		11:33:49.759
10 -	45.340	28.629	1:13.969 (3)	58.78	0.631	11:35:03.728

P22	46	Adrian DRAPER	Suzuki -			
IDEAL LAP TIME : 1:13.108		BEST LAP TIME : 1:13.108		DIFFERENCE : 0.000		

LAP	SECTOR 1	SECTOR 2	LAP TIME	MPH	DIFF	TIME OF DAY
1 -		30.636	1:31.914	47.31	18.806	11:23:40.941
2 -	46.413	29.306	1:15.719 (3)	57.43	2.611	11:24:56.660
3 -	45.671	28.798	1:14.469 (2)	58.39	1.361	11:26:11.129
4 -	44.783	28.325	1:13.108 (1)	59.48		11:27:24.237
5 -	48.203	29.562	1:17.765	55.91	4.657	11:28:42.002
6 -	49.474	31.191	1:20.665	53.90	7.557	11:30:02.667
7 -	48.904	29.907	1:18.811	55.17	5.703	11:31:21.478
8 -	46.858	30.587	1:17.445	56.15	4.337	11:32:38.923
9 -	46.754	29.629	1:16.383	56.93	3.275	11:33:55.306
10 -	50.879	30.992	1:21.871	53.11	8.763	11:35:17.177

P23	88	Michael CUMBERLAND	Yamaha -			
IDEAL LAP TIME : 1:02.727		BEST LAP TIME : 1:03.077		DIFFERENCE : 0.350		

LAP	SECTOR 1	SECTOR 2	LAP TIME	MPH	DIFF	TIME OF DAY
1 -		26.299	1:13.702	59.00	10.625	11:23:22.729
2 -	40.468	25.938	1:06.406	65.48	3.329	11:24:29.135
3 -	40.320	25.410	1:05.730	66.15	2.653	11:25:34.865
4 -	40.045	24.972	1:05.017	66.88	1.940	11:26:39.882
5 -	39.863	25.280	1:05.143	66.75	2.066	11:27:45.025
6 -	38.792	24.798	1:03.590	68.38	0.513	11:28:48.615
7 -	38.646	24.828	1:03.474 (2)	68.51	0.397	11:29:52.089
8 -	40.700	25.238	1:05.938	65.94	2.861	11:30:58.027
9 -	39.096	24.407	1:03.503 (3)	68.47	0.426	11:32:01.530
10 -	38.320	24.757	1:03.077 (1)	68.94		11:33:04.607

P24	12	Andrew WELLS	Suzuki -			
IDEAL LAP TIME : 1:02.535		BEST LAP TIME : 1:02.535		DIFFERENCE : 0.000		

LAP	SECTOR 1	SECTOR 2	LAP TIME	MPH	DIFF	TIME OF DAY
1 -		26.891	1:16.525	56.82	13.990	11:23:25.552
2 -	40.515	26.037	1:06.552	65.34	4.017	11:24:32.104
3 -	40.048	25.857	1:05.905	65.98	3.370	11:25:38.009
4 -	39.132	25.552	1:04.684	67.22	2.149	11:26:42.693
5 -	38.611	25.269	1:03.880 (2)	68.07	1.345	11:27:46.573
6 -	39.590	25.802	1:05.392	66.50	2.857	11:28:51.965
7 -	38.715	25.230	1:03.945 (3)	68.00	1.410	11:29:55.910
8 -	39.734	26.058	1:05.792	66.09	3.257	11:31:01.702

Weather / Track : Cloudy / Wet

Brands Hatch Indy
Circuit Length = 1.2079 miles
Start: 11:22 Flag 11:34 End: 11:36

BMCRC - MRO Championships 2015 - Rnd 1 @ Brands Hatch Indy

BMCRC Rookie 600

RACE 2 - SECTOR ANALYSIS

SECTOR 1 = FL to I1, SECTOR 2 = I1 to I2, SECTOR 3 = I2 to FL, DIFF = Difference To Personal Best Lap

9 -	39.002	25.174	1:04.176	67.76	1.641	11:32:05.878
10 -	38.268	24.267	1:02.535 (1)	69.53		11:33:08.413

P25	89	Dirk GERRITSEN	Kawasaki -			
IDEAL LAP TIME : 1:05.775		BEST LAP TIME : 1:05.775		DIFFERENCE : 0.000		
LAP	SECTOR 1	SECTOR 2	LAP TIME	MPH	DIFF	TIME OF DAY
1 -		27.506	1:20.918	53.74	15.143	11:23:29.945
2 -	41.446	26.439	1:07.885	64.05	2.110	11:24:37.830
3 -	40.822	26.559	1:07.381 (3)	64.53	1.606	11:25:45.211
4 -	40.745	26.091	1:06.836 (2)	65.06	1.061	11:26:52.047
5 -	39.970	25.805	1:05.775 (1)	66.11		11:27:57.822

P26	10	Craig NELSON	Suzuki -			
IDEAL LAP TIME : 1:13.036		BEST LAP TIME : 1:13.322		DIFFERENCE : 0.286		
LAP	SECTOR 1	SECTOR 2	LAP TIME	MPH	DIFF	TIME OF DAY
1 -		33.636	1:36.224	45.19	22.902	11:23:45.251
2 -	50.454	33.289	1:23.743	51.92	10.421	11:25:08.994
3 -	48.732	30.129	1:18.861 (3)	55.14	5.539	11:26:27.855
4 -	44.409	28.913	1:13.322 (1)	59.30		11:27:41.177
5 -	44.123	30.227	1:14.350 (2)	58.48	1.028	11:28:55.527

P27	47	Matthew BROWN	Honda - Splash Motorcycles			
IDEAL LAP TIME : 1:14.622		BEST LAP TIME : 1:14.625		DIFFERENCE : 0.003		
LAP	SECTOR 1	SECTOR 2	LAP TIME	MPH	DIFF	TIME OF DAY
1 -		32.684	1:38.131	44.31	23.506	11:23:47.158
2 -	50.526	31.955	1:22.481	52.72	7.856	11:25:09.639
3 -	47.014	29.447	1:16.461 (3)	56.87	1.836	11:26:26.100
4 -	45.175	29.450	1:14.625 (1)	58.27		11:27:40.725
5 -	45.820	29.542	1:15.362 (2)	57.70	0.737	11:28:56.087

P28	17	Ivan BOYKO	Yamaha - Softmill			
IDEAL LAP TIME : 1:13.987		BEST LAP TIME : 1:25.918		DIFFERENCE : 11.931		
LAP	SECTOR 1	SECTOR 2	LAP TIME	MPH	DIFF	TIME OF DAY
1 -		29.059	1:25.918 (1)	50.61		11:23:34.945

BMCRC - MRO Championships 2015 - Rnd 1 @ Brands Hatch Indy

BMCRC Rookie 600

RACE 2 - BEST SECTORS

SECTOR 1			SECTOR 2			IDEAL / BEST COMPARISON						
POS	NO	NAME	TIME	NO	NAME	TIME	POS	NO	NAME	IDEAL	BEST	DIFF
									PERFECT LAP	1:00.305		
1	90	COTGROVE	36.663	19	BASTABLE	23.642	1	19	BASTABLE	1:00.315	1:00.432	0.117
2	19	BASTABLE	36.673	6	PETTIT	24.108	2	90	COTGROVE	1:00.981	1:01.111	0.130
3	30	GROVE	37.432	58	MATTHEWS	24.120	3	30	GROVE	1:01.705	1:02.048	0.343
4	6	PETTIT	37.636	12	WELLS	24.267	4	6	PETTIT	1:01.744	1:01.878	0.134
5	58	MATTHEWS	37.649	30	GROVE	24.273	5	58	MATTHEWS	1:01.769	1:02.765	0.996
6	164	CHAMBERLAIN	37.910	77	TIBBLE	24.308	6	164	CHAMBERLAIN	1:02.528	1:02.849	0.321
7	77	TIBBLE	38.259	90	COTGROVE	24.318	7	12	WELLS	1:02.535	1:02.535	0.000
8	12	WELLS	38.268	88	CUMBERLAND	24.407	8	77	TIBBLE	1:02.567	1:03.015	0.448
9	88	CUMBERLAND	38.320	164	CHAMBERLAIN	24.618	9	88	CUMBERLAND	1:02.727	1:03.077	0.350
10	114	MARTIN	38.653	114	MARTIN	25.452	10	114	MARTIN	1:04.105	1:04.384	0.279
11	11	HARVEY	39.328	317	WARD	25.627	11	11	HARVEY	1:05.232	1:05.277	0.045
12	70	KINGSTON	39.509	89	GERRITSEN	25.805	12	70	KINGSTON	1:05.326	1:05.326	0.000
13	89	GERRITSEN	39.970	70	KINGSTON	25.817	13	317	WARD	1:05.620	1:05.761	0.141
14	317	WARD	39.993	84	KENWARD	25.843	14	89	GERRITSEN	1:05.775	1:05.775	0.000
15	84	KENWARD	40.105	11	HARVEY	25.904	15	84	KENWARD	1:05.948	1:05.948	0.000
16	149	HAMMETT	40.583	149	HAMMETT	26.175	16	149	HAMMETT	1:06.758	1:07.421	0.663
17	51	DURANT	40.589	51	DURANT	26.319	17	51	DURANT	1:06.908	1:07.290	0.382
18	118	DONEY	41.175	118	DONEY	26.418	18	118	DONEY	1:07.593	1:07.951	0.358
19	18	HESSE	41.759	18	HESSE	26.781	19	18	HESSE	1:08.540	1:08.698	0.158
20	37	PAUL	42.384	37	PAUL	27.071	20	37	PAUL	1:09.455	1:09.896	0.441
21	122	WILSON	42.683	130	BUTTON	27.082	21	130	BUTTON	1:09.989	1:10.011	0.022
22	130	BUTTON	42.907	122	WILSON	27.332	22	122	WILSON	1:10.015	1:10.092	0.077
23	28	BARRON	43.055	28	BARRON	27.929	23	28	BARRON	1:10.984	1:10.984	0.000
24	10	NELSON	44.123	46	DRAPER	28.325	24	92	ANDERSON	1:12.805	1:13.338	0.533
25	92	ANDERSON	44.176	92	ANDERSON	28.629	25	10	NELSON	1:13.036	1:13.322	0.286
26	46	DRAPER	44.783	10	NELSON	28.913	26	46	DRAPER	1:13.108	1:13.108	0.000
27	17	BOYKO	44.928	17	BOYKO	29.059	27	17	BOYKO	1:13.987	1:25.918	11.931
28	47	BROWN	45.175	47	BROWN	29.447	28	47	BROWN	1:14.622	1:14.625	0.003
29												
30												
31												

Weather / Track : Cloudy / Wet

Brands Hatch Indy
 Circuit Length = 1.2079 miles
 Start: 11:22 Flag 11:34 End: 11:36

Results can be found at www.tsl-timing.com

Printed - 11:38 Sunday, 29 March 2015


BMCRC - MRO Championships 2015 - Rnd 1 @ Brands Hatch Indy

BMCRC Rookie 600

RACE 12 - GRID - AMENDED



ROW 11		32	116 Stephen MAUL	31	99 Lloyd COLLINS			
ROW 10	30	3 Loris KING	29	33 Steve CORNWALL	28	17 Ivan BOYKO		
ROW 9		27	47 Matthew BROWN	26	10 Craig NELSON	25	89 Dirk GERRITSEN	
ROW 8	24	12 Andrew WELLS	23	88 Michael CUMBERLAND	22	46 Adrian DRAPER		
ROW 7		21	92 Paul ANDERSON	20	28 Carl BARRON	19	122 Paul WILSON	
ROW 6	18	130 Lee BUTTON	17	37 Corrie PAUL	16	118 Nathan DONEY		
ROW 5		15	18 Jacques HESSE	14	51 Andrew DURANT	13	149 Callum HAMMETT	
ROW 4	12	84 James KENWARD	11	317 Jack WARD	10	11 Joshua HARVEY		
ROW 3		9	70 Jonathan KINGSTON	8	114 Ricky MARTIN	7	30 Duncan GROVE	
ROW 2	6	19 Simon BASTABLE	5	77 Jamie TIBBLE	4	58 Jay MATTHEWS		
ROW 1		3	164 Barry CHAMBERLAIN	2	6 Dominic PETTIT	1	90 Benjamin COTGROVE	
							Pole	



Brands Hatch Indy
Circuit Length = 1.2079 miles

These results are provisional until the conclusion of any judicial and technical matters.

Clerk Of Course :		Timekeeper :	
-------------------	--	--------------	--

Results can be found at www.tsl-timing.com

Printed - 13:08 Sunday, 29 March 2015



BMCRC - MRO Championships 2015 - Rnd 1 @ Brands Hatch Indy

BMCRC Rookie 600

RACE 12 - CLASSIFICATION



POS	NO	NAME	ENTRY	LAPS	TIME	GAP	DIFF	MPH	BEST	ON
1	6	Dominic PETTIT	Yamaha - Camclad Contractors	12	11:38.815			74.67	56.831	11
2	33	Steve CORNWALL	Triumph -	12	11:54.729	15.914	15.914	73.01	56.671	9
3	19	Simon BASTABLE	Yamaha -	12	11:55.412	16.597	0.683	72.94	57.556	4
4	164	Barry CHAMBERLAIN	Suzuki - Goldline Maintenance Services	12	12:04.890	26.075	9.478	71.98	58.664	10
5	90	Benjamin COTGROVE	Triumph - NR Racing	12	12:08.785	29.970	3.895	71.60	58.446	12
6	88	Michael CUMBERLAND	Yamaha -	12	12:10.345	31.530	1.560	71.45	57.951	11
7	77	Jamie TIBBLE	Triumph -	12	12:18.437	39.622	8.092	70.66	1:00.001	4
8	99	Lloyd COLLINS	Honda - Warren Drives	12	12:20.604	41.789	2.167	70.46	57.847	11
9	70	Jonathan KINGSTON	Yamaha -	12	12:21.381	42.566	0.777	70.38	58.043	11
10	18	Jacques HESSE	Kawasaki -	12	12:29.486	50.671	8.105	69.62	59.781	12
11	11	Joshua HARVEY	Yamaha - NR Racing	12	12:40.376	1:01.561	10.890	68.62	1:00.745	11
12	149	Callum HAMMETT	Yamaha -	11	11:39.082	1 Lap	1 Lap	68.42	1:01.201	9
13	114	Ricky MARTIN	Suzuki -	11	11:39.552	1 Lap	0.470	68.37	1:01.185	11
14	84	James KENWARD	Kawasaki - FG1	11	11:57.318	1 Lap	17.766	66.68	1:02.691	7
15	317	Jack WARD	Yamaha - Team Ward Racing	11	11:57.471	1 Lap	0.153	66.67	1:03.362	6
16	51	Andrew DURANT	Honda -	11	12:04.221	1 Lap	6.750	66.04	1:03.259	7
17	37	Corrie PAUL	Honda - Excel Mortgages UK	11	12:05.570	1 Lap	1.349	65.92	1:02.596	11
18	89	Dirk GERRITSEN	Kawasaki -	11	12:08.892	1 Lap	3.322	65.62	1:02.876	11
19	3	Loris KING	Yamaha - RK Racing/gamingkeys.co	11	12:21.496	1 Lap	12.604	64.51	1:03.248	9
20	130*	Lee BUTTON	Yamaha -	11	12:24.770	1 Lap	3.274	64.22	1:04.588	11
21	92	Paul ANDERSON	Yamaha - Anderson Tyres	10	11:44.581	2 Laps	1 Lap	61.71	1:07.399	10
22	46	Adrian DRAPER	Suzuki -	10	11:47.883	2 Laps	3.302	61.43	1:07.420	4
23	17	Ivan BOYKO	Yamaha - Softmill	10	12:06.260	2 Laps	18.377	59.87	1:08.610	9
24	10	Craig NELSON	Suzuki -	10	12:21.267	2 Laps	15.007	58.66	1:10.167	2
25	28	Carl BARRON	Yamaha -	10	12:22.696	2 Laps	1.429	58.55	1:09.276	7
26	47	Matthew BROWN	Honda - Splash Motorcycles	10	12:31.787	2 Laps	9.091	57.84	1:11.952	6

NOT CLASSIFIED

DNF	30	Duncan GROVE	Yamaha -	4	4:13.131	8 Laps	6 Laps	68.71	59.624	4
DNF	122	Paul WILSON	Yamaha -	1	1:17.944	11 Laps	3 Laps	55.79	1:17.944	1
DNF	118	Nathan DONEY	Yamaha -	1	1:23.302	11 Laps	5.358	52.20	1:23.302	1

FASTEST LAP

33	Steve CORNWALL	Triumph -	9	56.671	76.73 mph	123.49 kph
----	----------------	-----------	---	--------	-----------	------------

* No 130 - 10 second jump start penalty
90% of Race Speed = 67.20 mph

Brands Hatch Indy
Circuit Length = 1.2079 miles
Start: 15:26 Flag 15:37 End: 15:38

Weather / Track : Cloudy / Drying

These results are provisional until the conclusion of any judicial and technical matters.

Clerk Of Course :	Timekeeper :
-------------------	--------------

Results can be found at www.tsl-timing.com

Printed - 15:39 Sunday, 29 March 2015



BMCRC - MRO Championships 2015 - Rnd 1 @ Brands Hatch Indy

BMCRC Rookie 600

RACE 12 - LAP CHART

LAP 1 @ 15:27:04.785

NO	BEHIND	LAP TIME
6		1:03.512
90	1.447	1:04.959
19	2.333	1:05.845
77	2.669	1:06.181
164	2.678	1:06.190
11	5.183	1:08.695
149	5.934	1:09.446
30	6.335	1:09.847
88	6.603	1:10.115
33	7.412	1:10.924
18	8.191	1:11.703
70	8.339	1:11.851
114	9.976	1:13.488
317	10.583	1:14.095
99	10.647	1:14.159
84	11.024	1:14.536
51	13.163	1:16.675
89	13.675	1:17.187
130	14.179	1:17.691
122	14.432	1:17.944
37	14.626	1:18.138
46	16.144	1:19.656
92	18.691	1:22.203
10	19.007	1:22.519
118	19.790	1:23.302
3	19.842	1:23.354
17	19.912	1:23.424
28	21.030	1:24.542
47	23.747	1:27.259

LAP 2 @ 15:28:03.146

NO	BEHIND	LAP TIME
6		58.361
19	3.222	59.250
90	4.602	1:01.516
164	4.938	1:00.621
77	5.848	1:01.540
88	9.453	1:01.211
11	9.703	1:02.881
33	9.867	1:00.816
30	10.052	1:02.078
70	11.859	1:01.881
149	11.871	1:04.298
18	13.553	1:03.723
99	15.273	1:02.987
114	16.329	1:04.714
317	16.991	1:04.769
84	17.846	1:05.183
51	21.784	1:06.982
130	22.271	1:06.453
89	22.820	1:07.506
37	24.605	1:08.340
46	27.677	1:09.894
10	30.813	1:10.167
3	31.510	1:10.029
92	32.043	1:11.713
28	37.190	1:14.521
17	37.557	1:16.006
47	43.000	1:17.614

LAP 3 @ 15:29:01.594

NO	BEHIND	LAP TIME
6		58.448
19	2.744	57.970
90	6.805	1:00.651
164	7.143	1:00.653
77	7.969	1:00.569
88	11.701	1:00.696
33	11.924	1:00.505
30	13.186	1:01.582
11	13.951	1:02.696
70	14.084	1:00.673
149	17.240	1:03.817
18	18.232	1:03.127
99	19.504	1:02.679
114	21.499	1:03.618
317	23.051	1:04.508
84	24.619	1:05.221
51	29.186	1:05.850
130	29.590	1:05.767
89	30.786	1:06.414
37	32.312	1:06.155
46	37.824	1:08.595
3	41.286	1:08.224
92	44.423	1:10.828
10	48.555	1:16.190
17	51.090	1:11.981
28	53.853	1:15.111

LAP 4 @ 15:29:58.863

NO	BEHIND	LAP TIME
6		57.269
47	1 Lap	1:14.336
19	3.031	57.556
90	9.018	59.482
164	9.666	59.792
77	10.701	1:00.001
33	12.898	58.243
88	13.985	59.553
30	15.541	59.624
70	18.532	1:01.717
11	18.693	1:02.011
18	23.141	1:02.178
149	23.207	1:03.236
99	23.818	1:01.583
114	26.511	1:02.281
317	30.135	1:04.353
84	30.955	1:03.605
51	36.420	1:04.503
130	37.445	1:05.124
89	38.858	1:05.341
37	39.879	1:04.836
46	47.975	1:07.420
3	51.079	1:07.062
92	55.804	1:08.650

LAP 5 @ 15:30:56.118

NO	BEHIND	LAP TIME
6		57.255
19	6.761	1:00.985
10	1 Lap	1:14.650
17	1 Lap	1:13.362
164	12.443	1:00.032

28	1 Lap	1:13.384
77	14.441	1:00.995
33	14.712	59.069
90	14.890	1:03.127
88	16.215	59.485
47	1 Lap	1:14.095
70	21.623	1:00.346
11	25.089	1:03.651
18	26.728	1:00.842
99	27.169	1:00.606
149	29.710	1:03.758
114	30.725	1:01.469
317	36.989	1:04.109
84	38.245	1:04.545
51	43.680	1:04.515
130	46.414	1:06.224
37	47.716	1:05.092
89	48.035	1:06.432

LAP 6 @ 15:31:53.545

NO	BEHIND	LAP TIME
6		57.427
46	1 Lap	1:09.006
3	1 Lap	1:06.593
19	8.491	59.157
92	1 Lap	1:09.905
164	14.888	59.872
33	17.190	59.905
90	19.916	1:02.453
77	20.720	1:03.706
88	23.706	1:04.918
10	1 Lap	1:16.803
17	1 Lap	1:15.896
70	29.228	1:05.032
28	1 Lap	1:13.970
99	31.073	1:01.331
18	31.732	1:02.431
11	32.602	1:04.940
47	1 Lap	1:13.371
149	35.251	1:02.968
114	35.831	1:02.533
317	42.924	1:03.362
84	44.432	1:03.614
51	50.371	1:04.118
37	53.193	1:02.904
130	55.775	1:06.788
89	56.701	1:06.093

LAP 7 @ 15:32:50.515

NO	BEHIND	LAP TIME
6		56.970
19	11.135	59.614
3	1 Lap	1:05.494
46	1 Lap	1:11.498
33	18.154	57.934
164	18.362	1:00.444
90	23.203	1:00.257
92	1 Lap	1:09.293
77	24.094	1:00.344
88	26.913	1:00.177
99	34.063	59.960
70	34.275	1:02.017
18	37.969	1:03.207
11	39.706	1:04.074

17	1 Lap	1:09.638
149	41.940	1:03.659
28	1 Lap	1:10.067
114	42.396	1:03.535
10	1 Lap	1:13.276
47	1 Lap	1:11.952
317	49.963	1:04.009
84	50.153	1:02.691
51	56.660	1:03.259

LAP 8 @ 15:33:48.324

NO	BEHIND	LAP TIME
6		57.809
37	1 Lap	1:02.840
89	1 Lap	1:04.326
130	1 Lap	1:05.813
19	11.151	57.825
3	1 Lap	1:04.003
33	17.861	57.516
164	20.511	59.958
90	25.745	1:00.351
77	26.725	1:00.440
88	29.210	1:00.106
46	1 Lap	1:12.048
92	1 Lap	1:07.888
99	34.716	58.462
70	35.245	58.779
18	40.388	1:00.228
11	42.862	1:00.965
114	46.273	1:01.686
149	47.097	1:02.966
17	1 Lap	1:09.108
28	1 Lap	1:09.276
84	55.836	1:03.492

LAP 9 @ 15:34:46.134

NO	BEHIND	LAP TIME
6		57.810
317	1 Lap	1:05.754
10	2 Laps	1:12.461
51	1 Lap	1:04.321
47	2 Laps	1:12.170
37	1 Lap	1:05.347
19	12.112	58.771
89	1 Lap	1:04.557
130	1 Lap	1:05.458
33	16.722	56.671
164	22.585	59.884
3	1 Lap	1:04.484
90	26.986	59.051
77	29.484	1:00.569
88	29.996	58.596
99	38.161	1:01.255
70	38.422	1:00.987
46	1 Lap	1:10.362
18	43.678	1:01.100
92	1 Lap	1:08.684
11	48.202	1:03.150
149	50.488	1:01.201
114	50.617	1:02.154

LAP 10 @ 15:35:44.655

NO	BEHIND	LAP TIME
6		58.521
84	1 Lap	1:02.874
17	2 Laps	1:09.050
317	1 Lap	1:03.666
28	2 Laps	1:10.777
51	1 Lap	1:04.916
19	12.590	58.999
37	1 Lap	1:05.159
10	2 Laps	1:13.140
33	16.291	58.090
89	1 Lap	1:03.267
130	1 Lap	1:04.776
47	2 Laps	1:14.650
164	22.728	58.664
90	27.461	58.996
3	1 Lap	1:03.248
88	30.358	58.883
77	31.938	1:00.975
99	38.884	59.244
70	39.222	59.321
18	45.796	1:00.639
92	1 Lap	1:08.018
11	54.235	1:04.554
149	54.255	1:02.288
46	1 Lap	1:09.689
114	54.985	1:02.889

LAP 11 @ 15:36:41.486

NO	BEHIND	LAP TIME
6		56.831
84	1 Lap	1:04.115
317	1 Lap	1:04.716
19	15.338	59.579
33	16.299	56.839
17	2 Laps	1:08.610
51	1 Lap	1:04.603
37	1 Lap	1:04.163
164	24.913	59.016
89	1 Lap	1:04.893
28	2 Laps	1:15.576
10	2 Laps	1:10.778
130	1 Lap	1:06.088
90	30.126	59.496
88	31.478	57.951
77	36.604	1:01.497
3	1 Lap	1:04.852
47	2 Laps	1:13.618
99	39.900	57.847
70	40.434	58.043
18	49.492	1:00.527
11	58.149	1:00.745

LAP 12 @ 15:37:40.088

NO	BEHIND	LAP TIME
6		58.602
149	1 Lap	1:01.445
114	1 Lap	1:01.185
92	2 Laps	1:07.399
46	2 Laps	1:09.715
33	15.914	58.217
19	16.597	59.861

Brands Hatch Indy
 Circuit Length = 1.2079 miles
 Start: 15:26 Flag 15:37 End: 15:38

Weather / Track : Cloudy / Drying

BMCRC - MRO Championships 2015 - Rnd 1 @ Brands Hatch Indy

BMCRC Rookie 600

RACE 12 - LAP CHART

84	1 Lap	1:07.442
317	1 Lap	1:04.130
51	1 Lap	1:04.479
164	26.075	59.764
37	1 Lap	1:02.596
17	2 Laps	1:09.185
90	29.970	58.446
89	1 Lap	1:02.876
88	31.530	58.654
130	1 Lap	1:04.588
77	39.622	1:01.620
99	41.789	1:00.491
10	2 Laps	1:11.283
70	42.566	1:00.734
3	1 Lap	1:04.153
28	2 Laps	1:15.472
18	50.671	59.781
47	2 Laps	1:12.722
11	1:01.561	1:02.014

BMCRC - MRO Championships 2015 - Rnd 1 @ Brands Hatch Indy

BMCRC Rookie 600

RACE 12 - SECTOR ANALYSIS

SECTOR 1 = FL to I1, SECTOR 2 = I1 to I2, SECTOR 3 = I2 to FL, DIFF = Difference To Personal Best Lap

P1 6		Dominic PETTIT		Yamaha - Camclad Contractors		
IDEAL LAP TIME : 56.793		BEST LAP TIME : 56.831		DIFFERENCE : 0.038		
LAP	SECTOR 1	SECTOR 2	LAP TIME	MPH	DIFF	TIME OF DAY
1 -		22.928	1:03.512	68.46	6.681	15:27:04.785
2 -	35.673	22.688	58.361	74.51	1.530	15:28:03.146
3 -	35.793	22.655	58.448	74.40	1.617	15:29:01.594
4 -	34.762	22.507	57.269	75.93	0.438	15:29:58.863
5 -	34.921	22.334	57.255 (3)	75.95	0.424	15:30:56.118
6 -	34.876	22.551	57.427	75.72	0.596	15:31:53.545
7 -	34.756	22.214	56.970 (2)	76.33	0.139	15:32:50.515
8 -	35.063	22.746	57.809	75.22	0.978	15:33:48.324
9 -	34.868	22.942	57.810	75.22	0.979	15:34:46.134
10 -	36.081	22.440	58.521	74.30	1.690	15:35:44.655
11 -	34.794	22.037	56.831 (1)	76.51		15:36:41.486
12 -	35.350	23.252	58.602	74.20	1.771	15:37:40.088

P2 33		Steve CORNWALL		Triumph -		
IDEAL LAP TIME : 56.448		BEST LAP TIME : 56.671		DIFFERENCE : 0.223		
LAP	SECTOR 1	SECTOR 2	LAP TIME	MPH	DIFF	TIME OF DAY
1 -		24.538	1:10.924	61.31	14.253	15:27:12.197
2 -	37.264	23.552	1:00.816	71.50	4.145	15:28:13.013
3 -	37.261	23.244	1:00.505	71.87	3.834	15:29:13.518
4 -	35.580	22.663	58.243	74.66	1.572	15:30:11.761
5 -	35.514	23.555	59.069	73.61	2.398	15:31:10.830
6 -	37.606	22.299	59.905	72.59	3.234	15:32:10.735
7 -	35.385	22.549	57.934	75.06	1.263	15:33:08.669
8 -	35.543	21.973	57.516 (3)	75.60	0.845	15:34:06.185
9 -	34.475	22.196	56.671 (1)	76.73		15:35:02.856
10 -	35.079	23.011	58.090	74.85	1.419	15:36:00.946
11 -	34.781	22.058	56.839 (2)	76.50	0.168	15:36:57.785
12 -	35.347	22.870	58.217	74.69	1.546	15:37:56.002

P3 19		Simon BASTABLE		Yamaha -		
IDEAL LAP TIME : 57.385		BEST LAP TIME : 57.556		DIFFERENCE : 0.171		
LAP	SECTOR 1	SECTOR 2	LAP TIME	MPH	DIFF	TIME OF DAY
1 -		23.396	1:05.845	66.04	8.289	15:27:07.118
2 -	36.542	22.708	59.250	73.39	1.694	15:28:06.368
3 -	35.559	22.411	57.970 (3)	75.01	0.414	15:29:04.338
4 -	35.170	22.386	57.556 (1)	75.55		15:30:01.894
5 -	37.758	23.227	1:00.985	71.30	3.429	15:31:02.879
6 -	35.199	23.958	59.157	73.50	1.601	15:32:02.036
7 -	36.404	23.210	59.614	72.94	2.058	15:33:01.650
8 -	34.999	22.826	57.825 (2)	75.20	0.269	15:33:59.475
9 -	35.206	23.565	58.771	73.99	1.215	15:34:58.246
10 -	35.859	23.140	58.999	73.70	1.443	15:35:57.245
11 -	36.156	23.423	59.579	72.98	2.023	15:36:56.824
12 -	36.328	23.533	59.861	72.64	2.305	15:37:56.685

P4 164		Barry CHAMBERLAIN		Suzuki - Goldline Maintenance Services		
IDEAL LAP TIME : 58.664		BEST LAP TIME : 58.664		DIFFERENCE : 0.000		
LAP	SECTOR 1	SECTOR 2	LAP TIME	MPH	DIFF	TIME OF DAY
1 -		24.083	1:06.190	65.69	7.526	15:27:07.463
2 -	37.500	23.121	1:00.621	71.73	1.957	15:28:08.084
3 -	37.066	23.587	1:00.653	71.69	1.989	15:29:08.737
4 -	36.401	23.391	59.792	72.72	1.128	15:30:08.529
5 -	36.690	23.342	1:00.032	72.43	1.368	15:31:08.561
6 -	36.312	23.560	59.872	72.63	1.208	15:32:08.433
7 -	37.051	23.393	1:00.444	71.94	1.780	15:33:08.877
8 -	36.930	23.028	59.958	72.52	1.294	15:34:08.835
9 -	36.906	22.978	59.884	72.61	1.220	15:35:08.719

Brands Hatch Indy
Circuit Length = 1.2079 miles
Start: 15:26 Flag 15:37 End: 15:38

Weather / Track : Cloudy / Drying

BMCRC - MRO Championships 2015 - Rnd 1 @ Brands Hatch Indy

BMCRC Rookie 600

RACE 12 - SECTOR ANALYSIS

SECTOR 1 = FL to I1, SECTOR 2 = I1 to I2, SECTOR 3 = I2 to FL, DIFF = Difference To Personal Best Lap

10 -	35.731	22.933	58.664 (1)	74.12		15:36:07.383
11 -	36.000	23.016	59.016 (2)	73.68	0.352	15:37:06.399
12 -	35.934	23.830	59.764 (3)	72.76	1.100	15:38:06.163

P5	90	Benjamin COTGROVE	Triumph - NR Racing			
IDEAL LAP TIME : 58.320		BEST LAP TIME : 58.446	DIFFERENCE : 0.126			
LAP	SECTOR 1	SECTOR 2	LAP TIME	MPH	DIFF	TIME OF DAY
1 -		23.625	1:04.959	66.94	6.513	15:27:06.232
2 -	38.260	23.256	1:01.516	70.69	3.070	15:28:07.748
3 -	37.066	23.585	1:00.651	71.69	2.205	15:29:08.399
4 -	36.319	23.163	59.482	73.10	1.036	15:30:07.881
5 -	38.836	24.291	1:03.127	68.88	4.681	15:31:11.008
6 -	38.856	23.597	1:02.453	69.63	4.007	15:32:13.461
7 -	36.997	23.260	1:00.257	72.16	1.811	15:33:13.718
8 -	36.894	23.457	1:00.351	72.05	1.905	15:34:14.069
9 -	35.652	23.399	59.051 (3)	73.64	0.605	15:35:13.120
10 -	35.778	23.218	58.996 (2)	73.71	0.550	15:36:12.116
11 -	36.270	23.226	59.496	73.09	1.050	15:37:11.612
12 -	35.778	22.668	58.446 (1)	74.40		15:38:10.058

P6	88	Michael CUMBERLAND	Yamaha -			
IDEAL LAP TIME : 57.584		BEST LAP TIME : 57.951	DIFFERENCE : 0.367			
LAP	SECTOR 1	SECTOR 2	LAP TIME	MPH	DIFF	TIME OF DAY
1 -		24.236	1:10.115	62.02	12.164	15:27:11.388
2 -	37.442	23.769	1:01.211	71.04	3.260	15:28:12.599
3 -	37.469	23.227	1:00.696	71.64	2.745	15:29:13.295
4 -	36.859	22.694	59.553	73.02	1.602	15:30:12.848
5 -	36.498	22.987	59.485	73.10	1.534	15:31:12.333
6 -	40.602	24.316	1:04.918	66.98	6.967	15:32:17.251
7 -	36.774	23.403	1:00.177	72.26	2.226	15:33:17.428
8 -	36.509	23.597	1:00.106	72.34	2.155	15:34:17.534
9 -	35.985	22.611	58.596 (2)	74.21	0.645	15:35:16.130
10 -	36.367	22.516	58.883	73.85	0.932	15:36:15.013
11 -	35.430	22.521	57.951 (1)	75.03		15:37:12.964
12 -	36.500	22.154	58.654 (3)	74.13	0.703	15:38:11.618

P7	77	Jamie TIBBLE	Triumph -			
IDEAL LAP TIME : 59.753		BEST LAP TIME : 1:00.001	DIFFERENCE : 0.248			
LAP	SECTOR 1	SECTOR 2	LAP TIME	MPH	DIFF	TIME OF DAY
1 -		24.264	1:06.181	65.70	6.180	15:27:07.454
2 -	37.967	23.573	1:01.540	70.66	1.539	15:28:08.994
3 -	36.861	23.708	1:00.569	71.79	0.568	15:29:09.563
4 -	36.637	23.364	1:00.001 (1)	72.47		15:30:09.564
5 -	36.389	24.606	1:00.995	71.29	0.994	15:31:10.559
6 -	39.903	23.803	1:03.706	68.26	3.705	15:32:14.265
7 -	36.597	23.747	1:00.344 (2)	72.06	0.343	15:33:14.609
8 -	36.609	23.831	1:00.440 (3)	71.94	0.439	15:34:15.049
9 -	36.923	23.646	1:00.569	71.79	0.568	15:35:15.618
10 -	37.424	23.551	1:00.975	71.31	0.974	15:36:16.593
11 -	36.832	24.665	1:01.497	70.71	1.496	15:37:18.090
12 -	37.144	24.476	1:01.620	70.57	1.619	15:38:19.710

P8	99	Lloyd COLLINS	Honda - Warren Drives			
IDEAL LAP TIME : 57.847		BEST LAP TIME : 57.847	DIFFERENCE : 0.000			
LAP	SECTOR 1	SECTOR 2	LAP TIME	MPH	DIFF	TIME OF DAY
1 -		25.889	1:14.159	58.63	16.312	15:27:15.432
2 -	38.572	24.415	1:02.987	69.03	5.140	15:28:18.419
3 -	38.477	24.202	1:02.679	69.37	4.832	15:29:21.098
4 -	37.680	23.903	1:01.583	70.61	3.736	15:30:22.681
5 -	36.991	23.615	1:00.606	71.75	2.759	15:31:23.287

Weather / Track : Cloudy / Drying

Brands Hatch Indy
Circuit Length = 1.2079 miles
Start: 15:26 Flag 15:37 End: 15:38

BMCRC - MRO Championships 2015 - Rnd 1 @ Brands Hatch Indy

BMCRC Rookie 600

RACE 12 - SECTOR ANALYSIS

SECTOR 1 = FL to I1, SECTOR 2 = I1 to I2, SECTOR 3 = I2 to FL, DIFF = Difference To Personal Best Lap

6 -	36.579	24.752	1:01.331	70.90	3.484	15:32:24.618
7 -	36.822	23.138	59.960	72.52	2.113	15:33:24.578
8 -	35.360	23.102	58.462 (2)	74.38	0.615	15:34:23.040
9 -	38.118	23.137	1:01.255	70.99	3.408	15:35:24.295
10 -	36.304	22.940	59.244 (3)	73.40	1.397	15:36:23.539
11 -	35.317	22.530	57.847 (1)	75.17		15:37:21.386
12 -	36.189	24.302	1:00.491	71.88	2.644	15:38:21.877

P9 70		Jonathan KINGSTON		Yamaha -			
IDEAL LAP TIME : 58.043		BEST LAP TIME : 58.043		DIFFERENCE : 0.000			
LAP	SECTOR 1	SECTOR 2	LAP TIME	MPH	DIFF	TIME OF DAY	
1 -		25.409	1:11.851	60.52	13.808	15:27:13.124	
2 -	37.427	24.454	1:01.881	70.27	3.838	15:28:15.005	
3 -	36.782	23.891	1:00.673	71.67	2.630	15:29:15.678	
4 -	37.358	24.359	1:01.717	70.46	3.674	15:30:17.395	
5 -	36.510	23.836	1:00.346	72.06	2.303	15:31:17.741	
6 -	41.388	23.644	1:05.032	66.86	6.989	15:32:22.773	
7 -	38.970	23.047	1:02.017	70.11	3.974	15:33:24.790	
8 -	35.661	23.118	58.779 (2)	73.98	0.736	15:34:23.569	
9 -	38.110	22.877	1:00.987	71.30	2.944	15:35:24.556	
10 -	36.395	22.926	59.321 (3)	73.30	1.278	15:36:23.877	
11 -	35.494	22.549	58.043 (1)	74.92		15:37:21.920	
12 -	36.537	24.197	1:00.734	71.60	2.691	15:38:22.654	

P10 18		Jacques HESSE		Kawasaki -			
IDEAL LAP TIME : 59.781		BEST LAP TIME : 59.781		DIFFERENCE : 0.000			
LAP	SECTOR 1	SECTOR 2	LAP TIME	MPH	DIFF	TIME OF DAY	
1 -		25.758	1:11.703	60.64	11.922	15:27:12.976	
2 -	38.853	24.870	1:03.723	68.24	3.942	15:28:16.699	
3 -	38.387	24.740	1:03.127	68.88	3.346	15:29:19.826	
4 -	37.694	24.484	1:02.178	69.93	2.397	15:30:22.004	
5 -	36.662	24.180	1:00.842	71.47	1.061	15:31:22.846	
6 -	38.047	24.384	1:02.431	69.65	2.650	15:32:25.277	
7 -	39.258	23.949	1:03.207	68.79	3.426	15:33:28.484	
8 -	36.603	23.625	1:00.228 (2)	72.20	0.447	15:34:28.712	
9 -	37.263	23.837	1:01.100	71.17	1.319	15:35:29.812	
10 -	37.131	23.508	1:00.639	71.71	0.858	15:36:30.451	
11 -	36.912	23.615	1:00.527 (3)	71.84	0.746	15:37:30.978	
12 -	36.312	23.469	59.781 (1)	72.74		15:38:30.759	

P11 11		Joshua HARVEY		Yamaha - NR Racing			
IDEAL LAP TIME : 1:00.745		BEST LAP TIME : 1:00.745		DIFFERENCE : 0.000			
LAP	SECTOR 1	SECTOR 2	LAP TIME	MPH	DIFF	TIME OF DAY	
1 -		24.986	1:08.695	63.30	7.950	15:27:09.968	
2 -	37.945	24.936	1:02.881	69.15	2.136	15:28:12.849	
3 -	38.288	24.408	1:02.696	69.36	1.951	15:29:15.545	
4 -	37.176	24.835	1:02.011 (3)	70.12	1.266	15:30:17.556	
5 -	38.511	25.140	1:03.651	68.31	2.906	15:31:21.207	
6 -	38.438	26.502	1:04.940	66.96	4.195	15:32:26.147	
7 -	38.921	25.153	1:04.074	67.86	3.329	15:33:30.221	
8 -	36.717	24.248	1:00.965 (2)	71.32	0.220	15:34:31.186	
9 -	38.261	24.889	1:03.150	68.86	2.405	15:35:34.336	
10 -	38.902	25.652	1:04.554	67.36	3.809	15:36:38.890	
11 -	36.540	24.205	1:00.745 (1)	71.58		15:37:39.635	
12 -	37.538	24.476	1:02.014	70.12	1.269	15:38:41.649	

P12 149		Callum HAMMETT		Yamaha -			
IDEAL LAP TIME : 1:01.201		BEST LAP TIME : 1:01.201		DIFFERENCE : 0.000			
LAP	SECTOR 1	SECTOR 2	LAP TIME	MPH	DIFF	TIME OF DAY	
1 -		25.004	1:09.446	62.61	8.245	15:27:10.719	

Weather / Track : Cloudy / Drying

Brands Hatch Indy
Circuit Length = 1.2079 miles
Start: 15:26 Flag 15:37 End: 15:38

BMCRC - MRO Championships 2015 - Rnd 1 @ Brands Hatch Indy

BMCRC Rookie 600

RACE 12 - SECTOR ANALYSIS

SECTOR 1 = FL to I1, SECTOR 2 = I1 to I2, SECTOR 3 = I2 to FL, DIFF = Difference To Personal Best Lap

2 -	39.304	24.994	1:04.298	67.63	3.097	15:28:15.017
3 -	38.935	24.882	1:03.817	68.14	2.616	15:29:18.834
4 -	38.255	24.981	1:03.236	68.76	2.035	15:30:22.070
5 -	38.586	25.172	1:03.758	68.20	2.557	15:31:25.828
6 -	38.559	24.409	1:02.968	69.06	1.767	15:32:28.796
7 -	38.687	24.972	1:03.659	68.31	2.458	15:33:32.455
8 -	38.337	24.629	1:02.966	69.06	1.765	15:34:35.421
9 -	37.078	24.123	1:01.201 (1)	71.05		15:35:36.622
10 -	37.373	24.915	1:02.288 (3)	69.81	1.087	15:36:38.910
11 -	37.155	24.290	1:01.445 (2)	70.77	0.244	15:37:40.355

P13 114 Ricky MARTIN

Suzuki -

IDEAL LAP TIME : 1:01.185 BEST LAP TIME : 1:01.185 DIFFERENCE : 0.000

LAP	SECTOR 1	SECTOR 2	LAP TIME	MPH	DIFF	TIME OF DAY
1 -		25.890	1:13.488	59.17	12.303	15:27:14.761
2 -	39.140	25.574	1:04.714	67.19	3.529	15:28:19.475
3 -	38.423	25.195	1:03.618	68.35	2.433	15:29:23.093
4 -	37.607	24.674	1:02.281	69.82	1.096	15:30:25.374
5 -	36.947	24.522	1:01.469 (2)	70.74	0.284	15:31:26.843
6 -	37.705	24.828	1:02.533	69.54	1.348	15:32:29.376
7 -	38.488	25.047	1:03.535	68.44	2.350	15:33:32.911
8 -	37.369	24.317	1:01.686 (3)	70.49	0.501	15:34:34.597
9 -	37.732	24.422	1:02.154	69.96	0.969	15:35:36.751
10 -	37.396	25.493	1:02.889	69.14	1.704	15:36:39.640
11 -	36.920	24.265	1:01.185 (1)	71.07		15:37:40.825

P14 84 James KENWARD

Kawasaki - FG1

IDEAL LAP TIME : 1:02.402 BEST LAP TIME : 1:02.691 DIFFERENCE : 0.289

LAP	SECTOR 1	SECTOR 2	LAP TIME	MPH	DIFF	TIME OF DAY
1 -		25.783	1:14.536	58.34	11.845	15:27:15.809
2 -	39.737	25.446	1:05.183	66.71	2.492	15:28:20.992
3 -	39.577	25.644	1:05.221	66.67	2.530	15:29:26.213
4 -	38.799	24.806	1:03.605	68.36	0.914	15:30:29.818
5 -	39.572	24.973	1:04.545	67.37	1.854	15:31:34.363
6 -	38.846	24.768	1:03.614	68.35	0.923	15:32:37.977
7 -	38.205	24.486	1:02.691 (1)	69.36		15:33:40.668
8 -	39.010	24.482	1:03.492 (3)	68.49	0.801	15:34:44.160
9 -	38.677	24.197	1:02.874 (2)	69.16	0.183	15:35:47.034
10 -	39.319	24.796	1:04.115	67.82	1.424	15:36:51.149
11 -	41.789	25.653	1:07.442	64.47	4.751	15:37:58.591

P15 317 Jack WARD

Yamaha - Team Ward Racing

IDEAL LAP TIME : 1:02.911 BEST LAP TIME : 1:03.362 DIFFERENCE : 0.451

LAP	SECTOR 1	SECTOR 2	LAP TIME	MPH	DIFF	TIME OF DAY
1 -		26.877	1:14.095	58.68	10.733	15:27:15.368
2 -	39.477	25.292	1:04.769	67.14	1.407	15:28:20.137
3 -	39.122	25.386	1:04.508	67.41	1.146	15:29:24.645
4 -	38.916	25.437	1:04.353	67.57	0.991	15:30:28.998
5 -	38.461	25.648	1:04.109	67.83	0.747	15:31:33.107
6 -	38.307	25.055	1:03.362 (1)	68.63		15:32:36.469
7 -	38.598	25.411	1:04.009 (3)	67.93	0.647	15:33:40.478
8 -	39.743	26.011	1:05.754	66.13	2.392	15:34:46.232
9 -	38.703	24.963	1:03.666 (2)	68.30	0.304	15:35:49.898
10 -	39.237	25.479	1:04.716	67.19	1.354	15:36:54.614
11 -	39.526	24.604	1:04.130	67.80	0.768	15:37:58.744

P16 51 Andrew DURANT

Honda -

IDEAL LAP TIME : 1:03.147 BEST LAP TIME : 1:03.259 DIFFERENCE : 0.112

LAP	SECTOR 1	SECTOR 2	LAP TIME	MPH	DIFF	TIME OF DAY
1 -		27.246	1:16.675	56.71	13.416	15:27:17.948

Weather / Track : Cloudy / Drying

Brands Hatch Indy

Circuit Length = 1.2079 miles

Start: 15:26 Flag 15:37 End: 15:38

BMCRC - MRO Championships 2015 - Rnd 1 @ Brands Hatch Indy

BMCRC Rookie 600

RACE 12 - SECTOR ANALYSIS

SECTOR 1 = FL to I1, SECTOR 2 = I1 to I2, SECTOR 3 = I2 to FL, DIFF = Difference To Personal Best Lap

2 -	41.147	25.835	1:06.982	64.92	3.723	15:28:24.930
3 -	40.161	25.689	1:05.850	66.03	2.591	15:29:30.780
4 -	39.134	25.369	1:04.503	67.41	1.244	15:30:35.283
5 -	39.490	25.025	1:04.515	67.40	1.256	15:31:39.798
6 -	38.856	25.262	1:04.118 (2)	67.82	0.859	15:32:43.916
7 -	38.364	24.895	1:03.259 (1)	68.74		15:33:47.175
8 -	38.963	25.358	1:04.321 (3)	67.60	1.062	15:34:51.496
9 -	40.083	24.833	1:04.916	66.98	1.657	15:35:56.412
10 -	39.304	25.299	1:04.603	67.31	1.344	15:37:01.015
11 -	39.696	24.783	1:04.479	67.44	1.220	15:38:05.494

P17 37 Corrie PAUL		Honda - Excel Mortgages UK				
IDEAL LAP TIME : 1:02.311		BEST LAP TIME : 1:02.596		DIFFERENCE : 0.285		
LAP	SECTOR 1	SECTOR 2	LAP TIME	MPH	DIFF	TIME OF DAY
1 -		28.303	1:18.138	55.65	15.542	15:27:19.411
2 -	42.461	25.879	1:08.340	63.63	5.744	15:28:27.751
3 -	41.152	25.003	1:06.155	65.73	3.559	15:29:33.906
4 -	39.647	25.189	1:04.836	67.07	2.240	15:30:38.742
5 -	40.070	25.022	1:05.092	66.80	2.496	15:31:43.834
6 -	38.171	24.733	1:02.904 (3)	69.13	0.308	15:32:46.738
7 -	38.303	24.537	1:02.840 (2)	69.20	0.244	15:33:49.578
8 -	39.801	25.546	1:05.347	66.54	2.751	15:34:54.925
9 -	40.948	24.211	1:05.159	66.73	2.563	15:36:00.084
10 -	39.081	25.082	1:04.163	67.77	1.567	15:37:04.247
11 -	38.456	24.140	1:02.596 (1)	69.47		15:38:06.843

P18 89 Dirk GERRITSEN		Kawasaki -				
IDEAL LAP TIME : 1:02.876		BEST LAP TIME : 1:02.876		DIFFERENCE : 0.000		
LAP	SECTOR 1	SECTOR 2	LAP TIME	MPH	DIFF	TIME OF DAY
1 -		27.582	1:17.187	56.33	14.311	15:27:18.460
2 -	40.761	26.745	1:07.506	64.41	4.630	15:28:25.966
3 -	40.247	26.167	1:06.414	65.47	3.538	15:29:32.380
4 -	39.737	25.604	1:05.341	66.55	2.465	15:30:37.721
5 -	40.928	25.504	1:06.432	65.45	3.556	15:31:44.153
6 -	40.377	25.716	1:06.093	65.79	3.217	15:32:50.246
7 -	38.799	25.527	1:04.326 (3)	67.60	1.450	15:33:54.572
8 -	39.233	25.324	1:04.557	67.36	1.681	15:34:59.129
9 -	38.396	24.871	1:03.267 (2)	68.73	0.391	15:36:02.396
10 -	39.889	25.004	1:04.893	67.01	2.017	15:37:07.289
11 -	38.320	24.556	1:02.876 (1)	69.16		15:38:10.165

P19 3 Loris KING		Yamaha - RK Racing/gamingkeys.co				
IDEAL LAP TIME : 1:02.655		BEST LAP TIME : 1:03.248		DIFFERENCE : 0.593		
LAP	SECTOR 1	SECTOR 2	LAP TIME	MPH	DIFF	TIME OF DAY
1 -		27.717	1:23.354	52.16	20.106	15:27:24.627
2 -	43.339	26.690	1:10.029	62.09	6.781	15:28:34.656
3 -	42.071	26.153	1:08.224	63.74	4.976	15:29:42.880
4 -	40.842	26.220	1:07.062	64.84	3.814	15:30:49.942
5 -	41.403	25.190	1:06.593	65.30	3.345	15:31:56.535
6 -	40.407	25.087	1:05.494	66.39	2.246	15:33:02.029
7 -	39.315	24.688	1:04.003 (2)	67.94	0.755	15:34:06.032
8 -	40.135	24.349	1:04.484	67.43	1.236	15:35:10.516
9 -	38.473	24.775	1:03.248 (1)	68.75		15:36:13.764
10 -	39.123	25.729	1:04.852	67.05	1.604	15:37:18.616
11 -	38.306	25.847	1:04.153 (3)	67.78	0.905	15:38:22.769

P20 130 Lee BUTTON		Yamaha -				
IDEAL LAP TIME : 1:03.758		BEST LAP TIME : 1:04.588		DIFFERENCE : 0.830		
LAP	SECTOR 1	SECTOR 2	LAP TIME	MPH	DIFF	TIME OF DAY
1 -		27.194	1:17.691	55.97	13.103	15:27:18.964

Weather / Track : Cloudy / Drying

Brands Hatch Indy
Circuit Length = 1.2079 miles
Start: 15:26 Flag 15:37 End: 15:38

BMCRC - MRO Championships 2015 - Rnd 1 @ Brands Hatch Indy

BMCRC Rookie 600

RACE 12 - SECTOR ANALYSIS

SECTOR 1 = FL to I1, SECTOR 2 = I1 to I2, SECTOR 3 = I2 to FL, DIFF = Difference To Personal Best Lap

2 -	40.735	25.718	1:06.453	65.43	1.865	15:28:25.417
3 -	40.383	25.384	1:05.767	66.12	1.179	15:29:31.184
4 -	40.050	25.074	1:05.124 (3)	66.77	0.536	15:30:36.308
5 -	40.668	25.556	1:06.224	65.66	1.636	15:31:42.532
6 -	41.063	25.725	1:06.788	65.11	2.200	15:32:49.320
7 -	40.909	24.904	1:05.813	66.07	1.225	15:33:55.133
8 -	40.113	25.345	1:05.458	66.43	0.870	15:35:00.591
9 -	39.285	25.491	1:04.776 (2)	67.13	0.188	15:36:05.367
10 -	39.665	26.423	1:06.088	65.80	1.500	15:37:11.455
11 -	40.115	24.473	1:04.588 (1)	67.32		15:38:16.043

P21 92 Paul ANDERSON		Yamaha - Anderson Tyres				
IDEAL LAP TIME : 1:07.259		BEST LAP TIME : 1:07.399		DIFFERENCE : 0.140		
LAP	SECTOR 1	SECTOR 2	LAP TIME	MPH	DIFF	TIME OF DAY
1 -		28.604	1:22.203	52.90	14.804	15:27:23.476
2 -	43.874	27.839	1:11.713	60.63	4.314	15:28:35.189
3 -	44.068	26.760	1:10.828	61.39	3.429	15:29:46.017
4 -	41.340	27.310	1:08.650	63.34	1.251	15:30:54.667
5 -	42.433	27.472	1:09.905	62.20	2.506	15:32:04.572
6 -	42.435	26.858	1:09.293	62.75	1.894	15:33:13.865
7 -	41.367	26.521	1:07.888 (2)	64.05	0.489	15:34:21.753
8 -	41.328	27.356	1:08.684	63.31	1.285	15:35:30.437
9 -	41.636	26.382	1:08.018 (3)	63.93	0.619	15:36:38.455
10 -	40.877	26.522	1:07.399 (1)	64.52		15:37:45.854

P22 46 Adrian DRAPER		Suzuki -				
IDEAL LAP TIME : 1:07.420		BEST LAP TIME : 1:07.420		DIFFERENCE : 0.000		
LAP	SECTOR 1	SECTOR 2	LAP TIME	MPH	DIFF	TIME OF DAY
1 -		27.701	1:19.656	54.59	12.236	15:27:20.929
2 -	42.761	27.133	1:09.894	62.21	2.474	15:28:30.823
3 -	42.003	26.592	1:08.595 (2)	63.39	1.175	15:29:39.418
4 -	41.014	26.406	1:07.420 (1)	64.50		15:30:46.838
5 -	42.074	26.932	1:09.006 (3)	63.01	1.586	15:31:55.844
6 -	43.347	28.151	1:11.498	60.82	4.078	15:33:07.342
7 -	44.050	27.998	1:12.048	60.35	4.628	15:34:19.390
8 -	42.914	27.448	1:10.362	61.80	2.942	15:35:29.752
9 -	43.035	26.654	1:09.689	62.40	2.269	15:36:39.441
10 -	42.478	27.237	1:09.715	62.37	2.295	15:37:49.156

P23 17 Ivan BOYKO		Yamaha - Softmill				
IDEAL LAP TIME : 1:08.062		BEST LAP TIME : 1:08.610		DIFFERENCE : 0.548		
LAP	SECTOR 1	SECTOR 2	LAP TIME	MPH	DIFF	TIME OF DAY
1 -		28.850	1:23.424	52.12	14.814	15:27:24.697
2 -	46.802	29.204	1:16.006	57.21	7.396	15:28:40.703
3 -	43.920	28.061	1:11.981	60.41	3.371	15:29:52.684
4 -	45.121	28.241	1:13.362	59.27	4.752	15:31:06.046
5 -	47.144	28.752	1:15.896	57.29	7.286	15:32:21.942
6 -	42.578	27.060	1:09.638	62.44	1.028	15:33:31.580
7 -	41.532	27.576	1:09.108 (3)	62.92	0.498	15:34:40.688
8 -	42.239	26.811	1:09.050 (2)	62.97	0.440	15:35:49.738
9 -	41.936	26.674	1:08.610 (1)	63.38		15:36:58.348
10 -	42.655	26.530	1:09.185	62.85	0.575	15:38:07.533

P24 10 Craig NELSON		Suzuki -				
IDEAL LAP TIME : 1:10.019		BEST LAP TIME : 1:10.167		DIFFERENCE : 0.148		
LAP	SECTOR 1	SECTOR 2	LAP TIME	MPH	DIFF	TIME OF DAY
1 -		28.510	1:22.519	52.69	12.352	15:27:23.792
2 -	42.737	27.430	1:10.167 (1)	61.97		15:28:33.959
3 -	46.368	29.822	1:16.190	57.07	6.023	15:29:50.149
4 -	47.295	27.355	1:14.650	58.25	4.483	15:31:04.799

Weather / Track : Cloudy / Drying

Brands Hatch Indy
Circuit Length = 1.2079 miles
Start: 15:26 Flag 15:37 End: 15:38

BMCRC - MRO Championships 2015 - Rnd 1 @ Brands Hatch Indy

BMCRC Rookie 600

RACE 12 - SECTOR ANALYSIS

SECTOR 1 = FL to I1, SECTOR 2 = I1 to I2, SECTOR 3 = I2 to FL, DIFF = Difference To Personal Best Lap

5 -	48.009	28.794	1:16.803	56.62	6.636	15:32:21.602
6 -	45.830	27.446	1:13.276	59.34	3.109	15:33:34.878
7 -	45.001	27.460	1:12.461	60.01	2.294	15:34:47.339
8 -	45.858	27.282	1:13.140	59.45	2.973	15:36:00.479
9 -	43.232	27.546	1:10.778 (2)	61.44	0.611	15:37:11.257
10 -	43.753	27.530	1:11.283 (3)	61.00	1.116	15:38:22.540

P25 28	Carl BARRON	Yamaha -
IDEAL LAP TIME : 1:09.006	BEST LAP TIME : 1:09.276	DIFFERENCE : 0.270

LAP	SECTOR 1	SECTOR 2	LAP TIME	MPH	DIFF	TIME OF DAY
1 -		28.936	1:24.542	51.43	15.266	15:27:25.815
2 -	45.302	29.219	1:14.521	58.35	5.245	15:28:40.336
3 -	46.201	28.910	1:15.111	57.89	5.835	15:29:55.447
4 -	44.697	28.687	1:13.384	59.25	4.108	15:31:08.831
5 -	45.759	28.211	1:13.970	58.78	4.694	15:32:22.801
6 -	43.226	26.841	1:10.067 (2)	62.06	0.791	15:33:32.868
7 -	42.165	27.111	1:09.276 (1)	62.77		15:34:42.144
8 -	42.991	27.786	1:10.777 (3)	61.44	1.501	15:35:52.921
9 -	46.106	29.470	1:15.576	57.53	6.300	15:37:08.497
10 -	45.783	29.689	1:15.472	57.61	6.196	15:38:23.969

P26 47	Matthew BROWN	Honda - Splash Motorcycles
IDEAL LAP TIME : 1:11.751	BEST LAP TIME : 1:11.952	DIFFERENCE : 0.201

LAP	SECTOR 1	SECTOR 2	LAP TIME	MPH	DIFF	TIME OF DAY
1 -		30.258	1:27.259	49.83	15.307	15:27:28.532
2 -	47.782	29.832	1:17.614	56.02	5.662	15:28:46.146
3 -	45.522	28.814	1:14.336	58.49	2.384	15:30:00.482
4 -	44.700	29.395	1:14.095	58.68	2.143	15:31:14.577
5 -	44.807	28.564	1:13.371	59.26	1.419	15:32:27.948
6 -	43.396	28.556	1:11.952 (1)	60.43		15:33:39.900
7 -	43.815	28.355	1:12.170 (2)	60.25	0.218	15:34:52.070
8 -	45.349	29.301	1:14.650	58.25	2.698	15:36:06.720
9 -	44.752	28.866	1:13.618	59.06	1.666	15:37:20.338
10 -	44.354	28.368	1:12.722 (3)	59.79	0.770	15:38:33.060

P27 30	Duncan GROVE	Yamaha -
IDEAL LAP TIME : 59.624	BEST LAP TIME : 59.624	DIFFERENCE : 0.000

LAP	SECTOR 1	SECTOR 2	LAP TIME	MPH	DIFF	TIME OF DAY
1 -		24.211	1:09.847	62.25	10.223	15:27:11.120
2 -	37.530	24.548	1:02.078 (3)	70.05	2.454	15:28:13.198
3 -	37.824	23.758	1:01.582 (2)	70.61	1.958	15:29:14.780
4 -	36.027	23.597	59.624 (1)	72.93		15:30:14.404

P28 122	Paul WILSON	Yamaha -
IDEAL LAP TIME : 1:16.982	BEST LAP TIME : 1:17.944	DIFFERENCE : 0.962

LAP	SECTOR 1	SECTOR 2	LAP TIME	MPH	DIFF	TIME OF DAY
1 -		28.780	1:17.944 (1)	55.79		15:27:19.217

P29 118	Nathan DONEY	Yamaha -
IDEAL LAP TIME : 1:19.747	BEST LAP TIME : 1:23.302	DIFFERENCE : 3.555

LAP	SECTOR 1	SECTOR 2	LAP TIME	MPH	DIFF	TIME OF DAY
1 -		30.085	1:23.302 (1)	52.20		15:27:24.575

BMCRC - MRO Championships 2015 - Rnd 1 @ Brands Hatch Indy

BMCRC Rookie 600

RACE 12 - BEST SECTORS

SECTOR 1				SECTOR 2			IDEAL / BEST COMPARISON					
POS	NO	NAME	TIME	NO	NAME	TIME	POS	NO	NAME	IDEAL	BEST	DIFF
1	33	CORNWALL	34.475	33	CORNWALL	21.973	1	33	CORNWALL	56.448	56.671	0.223
2	6	PETTIT	34.756	6	PETTIT	22.037	2	6	PETTIT	56.793	56.831	0.038
3	19	BASTABLE	34.999	88	CUMBERLAND	22.154	3	19	BASTABLE	57.385	57.556	0.171
4	99	COLLINS	35.317	19	BASTABLE	22.386	4	88	CUMBERLAND	57.584	57.951	0.367
5	88	CUMBERLAND	35.430	99	COLLINS	22.530	5	99	COLLINS	57.847	57.847	0.000
6	70	KINGSTON	35.494	70	KINGSTON	22.549	6	70	KINGSTON	58.043	58.043	0.000
7	90	COTGROVE	35.652	90	COTGROVE	22.668	7	90	COTGROVE	58.320	58.446	0.126
8	164	CHAMBERLAIN	35.731	164	CHAMBERLAIN	22.933	8	164	CHAMBERLAIN	58.664	58.664	0.000
9	30	GROVE	36.027	77	TIBBLE	23.364	9	30	GROVE	59.624	59.624	0.000
10	18	HESSE	36.312	18	HESSE	23.469	10	77	TIBBLE	59.753	1:00.001	0.248
11	77	TIBBLE	36.389	30	GROVE	23.597	11	18	HESSE	59.781	59.781	0.000
12	11	HARVEY	36.540	149	HAMMETT	24.123	12	11	HARVEY	1:00.745	1:00.745	0.000
13	114	MARTIN	36.920	37	PAUL	24.140	13	114	MARTIN	1:01.185	1:01.185	0.000
14	149	HAMMETT	37.078	84	KENWARD	24.197	14	149	HAMMETT	1:01.201	1:01.201	0.000
15	37	PAUL	38.171	11	HARVEY	24.205	15	37	PAUL	1:02.311	1:02.596	0.285
16	84	KENWARD	38.205	114	MARTIN	24.265	16	84	KENWARD	1:02.402	1:02.691	0.289
17	3	KING	38.306	3	KING	24.349	17	3	KING	1:02.655	1:03.248	0.593
18	317	WARD	38.307	130	BUTTON	24.473	18	89	GERRITSEN	1:02.876	1:02.876	0.000
19	89	GERRITSEN	38.320	89	GERRITSEN	24.556	19	317	WARD	1:02.911	1:03.362	0.451
20	51	DURANT	38.364	317	WARD	24.604	20	51	DURANT	1:03.147	1:03.259	0.112
21	130	BUTTON	39.285	51	DURANT	24.783	21	130	BUTTON	1:03.758	1:04.588	0.830
22	92	ANDERSON	40.877	92	ANDERSON	26.382	22	92	ANDERSON	1:07.259	1:07.399	0.140
23	46	DRAPER	41.014	46	DRAPER	26.406	23	46	DRAPER	1:07.420	1:07.420	0.000
24	17	BOYKO	41.532	17	BOYKO	26.530	24	17	BOYKO	1:08.062	1:08.610	0.548
25	28	BARRON	42.165	28	BARRON	26.841	25	28	BARRON	1:09.006	1:09.276	0.270
26	10	NELSON	42.737	10	NELSON	27.282	26	10	NELSON	1:10.019	1:10.167	0.148
27	47	BROWN	43.396	47	BROWN	28.355	27	47	BROWN	1:11.751	1:11.952	0.201
28	122	WILSON	48.202	122	WILSON	28.780	28	122	WILSON	1:16.982	1:17.944	0.962
29	118	DONEY	49.662	118	DONEY	30.085	29	118	DONEY	1:19.747	1:23.302	3.555

Weather / Track : Cloudy / Drying

Results can be found at www.tsl-timing.com

Brands Hatch Indy
Circuit Length = 1.2079 miles
Start: 15:26 Flag 15:37 End: 15:38

Printed - 15:40 Sunday, 29 March 2015



BMCRC Rookie Minitwins & BMCRC Rookie 400

Brands Hatch Indy

28th & 29th March 2015



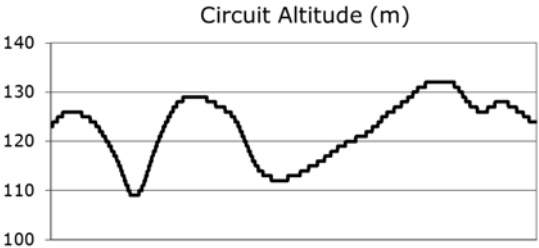
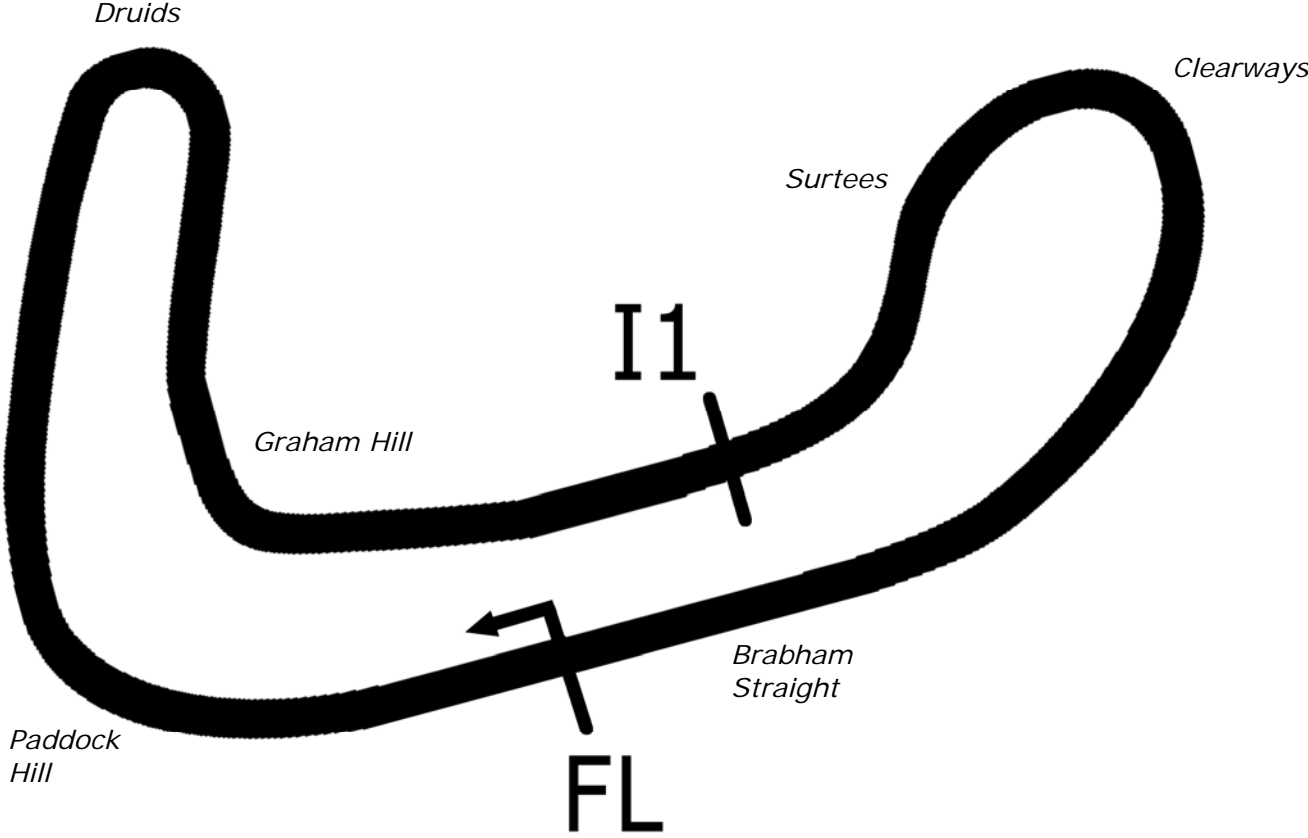
Results Provided by Timing Solutions Ltd
www.tsl-timing.com

Brands Hatch Indy



SPORTS TIMING

TIMING SOLUTIONS LTD



Length	1.2079 miles	1944.0 m	
FL		51.36032 N	0.26032 E
I1	1112m	51.35934 N	0.25955 E
Pit Entry	1669m	51.35911 N	0.25743 E
Pit Exit	83m after FL	51.36017 N	0.26051 E
Pit Entry–Pit Exit 332m, 19.9s @60kph, 14.9s @80kph			

BMCRC - MRO Championships 2015 - Rnd 1 @ Brands Hatch Indy

BMCRC Rookie Minitwins

TIMED PRACTICE - CLASSIFICATION



POS	NO	NAME	ENTRY	TIME	ON	LAPS	GAP	DIFF	MPH
1	139	Byron KIRK	Suzuki -	53.904	11	11			80.67
2	68	Thomas EUSTACE	Suzuki - More moto	54.162	10	12	0.258	0.258	80.28
3	444	Mark WILLIAMS	Suzuki -	57.234	12	12	3.330	3.072	75.97
4	138	Alex BERRY	Suzuki - The Great Frog	57.341	11	11	3.437	0.107	75.83
5	192	Daniel MOFFA	Suzuki - Forest Stump	57.799	8	11	3.895	0.458	75.23
6	140	Daniel SALES	Suzuki -	58.016	9	11	4.112	0.217	74.95
7	90	Kurt GIGNEY	Suzuki -	58.276	3	3	4.372	0.260	74.62
8	32	Chris THAY	Suzuki - Scell-it uk	58.363	8	11	4.459	0.087	74.50
9	69	Danny HUSKINSON	Suzuki - art of racing	58.996	7	11	5.092	0.633	73.71
10	41	Ian TURNER	Suzuki - Mong Motorsport	59.411	10	11	5.507	0.415	73.19
11	34	Andrew JOHNSON	Suzuki -	59.580	10	11	5.676	0.169	72.98
12	29	Tristan BOHANAN	Suzuki - MY BRUV !	1:00.168	4	6	6.264	0.588	72.27
13	43	Harrison DAY	Suzuki -	1:00.279	10	10	6.375	0.111	72.14
14	84	Ricardo BRANCO	Suzuki - Essential Rubber Tyres	1:00.440	10	11	6.536	0.161	71.94
15	83	Ian PATTERSON	Suzuki - Essential Rubber Tyres	1:00.824	11	11	6.920	0.384	71.49
16	97	Jake PACKHAM	Suzuki -	1:00.977	10	10	7.073	0.153	71.31
17	38	Bob COUCHMAN	Suzuki -	1:01.260	4	6	7.356	0.283	70.98
18	22	Darren DOWDS	Suzuki - IRP Decals	1:01.263	8	11	7.359	0.003	70.98
19	93	Jack WALLIS	Suzuki -	1:01.778	10	11	7.874	0.515	70.39
20	88	Peter RANDALL	Suzuki -	1:01.962	11	11	8.058	0.184	70.18
21	82	James FOSTER	Suzuki - Essential Rubber Tyres	1:02.454	11	11	8.550	0.492	69.62
22	125	Paul WILSON	Suzuki -	1:02.933	3	8	9.029	0.479	69.09
23	66	Mark SMITH	Suzuki -	1:09.423	9	9	15.519	6.490	62.63
24	113	Sam ELKINS	Suzuki -	1:10.320	2	3	16.416	0.897	61.84
25	31	Kelvin EVENDEN	Suzuki - Glosrose Group	1:11.472	6	9	17.568	1.152	60.84

Weather / Track : Cloudy / Dry

These results are provisional until the conclusion of any judicial and technical matters.

Brands Hatch Indy

Circuit Length = 1.2079 miles

Start: 10:46 Flag 10:58 End: 10:59

Clerk Of Course :

Timekeeper :

Results can be found at www.tsl-timing.com

Printed - 10:59 Saturday, 28 March 2015



BMCRC - MRO Championships 2015 - Rnd 1 @ Brands Hatch Indy

BMCRC Rookie Minitwins

TIMED PRACTICE - SECTOR ANALYSIS

SECTOR 1 = FL to I1, SECTOR 2 = I1 to I2, SECTOR 3 = I2 to FL, DIFF = Difference To Personal Best Lap

P1 139 RMT Byron KIRK			Suzuki -			
IDEAL LAP TIME : 53.904		BEST LAP TIME : 53.904		DIFFERENCE : 0.000		
LAP	SECTOR 1	SECTOR 2	LAP TIME	MPH	DIFF	TIME OF DAY
1 -	OUTLAP	23.067	1:00.480	71.90	6.576	10:49:47.002
2 -	33.552	22.183	55.735	78.02	1.831	10:50:42.737
3 -	32.927	22.047	54.974	79.10	1.070	10:51:37.711
4 -	33.755	22.094	55.849	77.86	1.945	10:52:33.560
5 -	34.081	22.713	56.794	76.56	2.890	10:53:30.354
6 -	33.930	21.525	55.455	78.41	1.551	10:54:25.809
7 -	32.990	21.720	54.710	79.48	0.806	10:55:20.519
8 -	32.760	21.921	54.681 (3)	79.52	0.777	10:56:15.200
9 -	32.829	22.351	55.180	78.80	1.276	10:57:10.380
10 -	32.671	21.552	54.223 (2)	80.19	0.319	10:58:04.603
11 -	32.618	21.286	53.904 (1)	80.67		10:58:58.507

P2 68 RMT Thomas EUSTACE			Suzuki - More moto			
IDEAL LAP TIME : 54.012		BEST LAP TIME : 54.162		DIFFERENCE : 0.150		
LAP	SECTOR 1	SECTOR 2	LAP TIME	MPH	DIFF	TIME OF DAY
1 -	37.076	23.242	1:00.318	72.09	6.156	10:47:59.847
2 -	33.948	22.271	56.219	77.35	2.057	10:48:56.066
3 -	33.361	22.535	55.896	77.79	1.734	10:49:51.962
4 -	37.362	21.766	59.128	73.54	4.966	10:50:51.090
5 -	33.545	21.669	55.214	78.75	1.052	10:51:46.304
6 -	32.588	22.003	54.591 (3)	79.65	0.429	10:52:40.895
7 -	34.509	21.847	56.356	77.16	2.194	10:53:37.251
8 -	33.224	22.113	55.337	78.58	1.175	10:54:32.588
9 -	32.676	21.506	54.182 (2)	80.25	0.020	10:55:26.770
10 -	32.506	21.656	54.162 (1)	80.28		10:56:20.932
11 -	33.423	21.627	55.050	78.99	0.888	10:57:15.982
12 -	34.762	22.682	57.444	75.70	3.282	10:58:13.426

P3 444 RMT Mark WILLIAMS			Suzuki -			
IDEAL LAP TIME : 57.015		BEST LAP TIME : 57.234		DIFFERENCE : 0.219		
LAP	SECTOR 1	SECTOR 2	LAP TIME	MPH	DIFF	TIME OF DAY
1 -	40.646	25.069	1:05.715	66.17	8.481	10:48:05.359
2 -	36.836	24.061	1:00.897	71.40	3.663	10:49:06.256
3 -	36.469	23.497	59.966	72.51	2.732	10:50:06.222
4 -	36.646	23.393	1:00.039	72.42	2.805	10:51:06.261
5 -	35.482	25.092	1:00.574	71.78	3.340	10:52:06.835
6 -	36.966	23.850	1:00.816	71.50	3.582	10:53:07.651
7 -	36.352	23.013	59.365	73.25	2.131	10:54:07.016
8 -	35.643	23.237	58.880	73.85	1.646	10:55:05.896
9 -	35.802	23.160	58.962	73.75	1.728	10:56:04.858
10 -	35.194	22.799	57.993 (3)	74.98	0.759	10:57:02.851
11 -	34.375	23.169	57.544 (2)	75.57	0.310	10:58:00.395
12 -	34.594	22.640	57.234 (1)	75.97		10:58:57.629

P4 138 RMT Alex BERRY			Suzuki - The Great Frog			
IDEAL LAP TIME : 57.184		BEST LAP TIME : 57.341		DIFFERENCE : 0.157		
LAP	SECTOR 1	SECTOR 2	LAP TIME	MPH	DIFF	TIME OF DAY
1 -	40.708	25.058	1:05.766	66.12	8.425	10:48:13.014
2 -	36.612	24.138	1:00.750	71.58	3.409	10:49:13.764
3 -	36.220	24.083	1:00.303	72.11	2.962	10:50:14.067
4 -	37.110	24.102	1:01.212	71.04	3.871	10:51:15.279
5 -	35.715	23.777	59.492	73.09	2.151	10:52:14.771
6 -	35.460	24.313	59.773	72.75	2.432	10:53:14.544
7 -	35.875	23.530	59.405	73.20	2.064	10:54:13.949
8 -	36.110	23.084	59.194	73.46	1.853	10:55:13.143
9 -	34.910	22.903	57.813 (2)	75.21	0.472	10:56:10.956
10 -	35.401	23.709	59.110 (3)	73.56	1.769	10:57:10.066

Weather / Track : Cloudy / Dry

Brands Hatch Indy
Circuit Length = 1.2079 miles
Start: 10:46 Flag 10:58 End: 10:59

BMCRC - MRO Championships 2015 - Rnd 1 @ Brands Hatch Indy

BMCRC Rookie Minitwins

TIMED PRACTICE - SECTOR ANALYSIS

SECTOR 1 = FL to I1, SECTOR 2 = I1 to I2, SECTOR 3 = I2 to FL, DIFF = Difference To Personal Best Lap

11 - **34.281** 23.060 **57.341 (1) 75.83** **10:58:07.407**

P5 192 RMT Daniel MOFFA			Suzuki - Forest Stump			
IDEAL LAP TIME : 57.411		BEST LAP TIME : 57.799		DIFFERENCE : 0.388		
LAP	SECTOR 1	SECTOR 2	LAP TIME	MPH	DIFF	TIME OF DAY
1 -	42.819	26.180	1:08.999	63.02	11.200	10:48:11.941
2 -	39.508	24.100	1:03.608	68.36	5.809	10:49:15.549
3 -	37.751	24.021	1:01.772	70.39	3.973	10:50:17.321
4 -	37.073	24.115	1:01.188	71.06	3.389	10:51:18.509
5 -	38.878	24.293	1:03.171	68.83	5.372	10:52:21.680
6 -	36.239	23.766	1:00.005	72.47	2.206	10:53:21.685
7 -	35.827	22.797	58.624	74.17	0.825	10:54:20.309
8 -	35.147	22.652	57.799 (1)	75.23		10:55:18.108
9 -	35.092	23.299	58.391 (2)	74.47	0.592	10:56:16.499
10 -	36.237	22.319	58.556 (3)	74.26	0.757	10:57:15.055
11 -	35.481	23.633	59.114	73.56	1.315	10:58:14.169

P6 140 RMT Daniel SALES			Suzuki -			
IDEAL LAP TIME : 58.016		BEST LAP TIME : 58.016		DIFFERENCE : 0.000		
LAP	SECTOR 1	SECTOR 2	LAP TIME	MPH	DIFF	TIME OF DAY
1 -	42.189	25.286	1:07.475	64.44	9.459	10:48:14.279
2 -	36.437	23.520	59.957	72.52	1.941	10:49:14.236
3 -	37.334	23.615	1:00.949	71.34	2.933	10:50:15.185
4 -	36.183	23.964	1:00.147	72.29	2.131	10:51:15.332
5 -	35.792	24.182	59.974	72.50	1.958	10:52:15.306
6 -	35.145	24.078	59.223	73.42	1.207	10:53:14.529
7 -	35.989	23.947	59.936	72.55	1.920	10:54:14.465
8 -	35.630	23.554	59.184 (3)	73.47	1.168	10:55:13.649
9 -	34.968	23.048	58.016 (1)	74.95		10:56:11.665
10 -	36.502	24.151	1:00.653	71.69	2.637	10:57:12.318
11 -	35.120	23.372	58.492 (2)	74.34	0.476	10:58:10.810

P7 90 RMT Kurt GIGNEY			Suzuki -			
IDEAL LAP TIME : 58.276		BEST LAP TIME : 58.276		DIFFERENCE : 0.000		
LAP	SECTOR 1	SECTOR 2	LAP TIME	MPH	DIFF	TIME OF DAY
1 -	39.516	24.148	1:03.664 (3)	68.30	5.388	10:48:12.429
2 -	36.229	23.588	59.817 (2)	72.69	1.541	10:49:12.246
3 -	35.189	23.087	58.276 (1)	74.62		10:50:10.522

P8 32 RMT Chris THAY			Suzuki - Scell-it uk			
IDEAL LAP TIME : 58.308		BEST LAP TIME : 58.363		DIFFERENCE : 0.055		
LAP	SECTOR 1	SECTOR 2	LAP TIME	MPH	DIFF	TIME OF DAY
1 -	39.968	24.709	1:04.677	67.23	6.314	10:48:15.277
2 -	38.852	23.964	1:02.816	69.22	4.453	10:49:18.093
3 -	36.437	23.199	59.636	72.91	1.273	10:50:17.729
4 -	36.808	24.161	1:00.969	71.32	2.606	10:51:18.698
5 -	37.020	24.259	1:01.279	70.96	2.916	10:52:19.977
6 -	35.956	23.530	59.486	73.10	1.123	10:53:19.463
7 -	35.383	23.159	58.542 (3)	74.28	0.179	10:54:18.005
8 -	35.395	22.968	58.363 (1)	74.50		10:55:16.368
9 -	35.566	23.086	58.652	74.14	0.289	10:56:15.020
10 -	35.578	22.925	58.503 (2)	74.33	0.140	10:57:13.523
11 -	35.869	23.151	59.020	73.68	0.657	10:58:12.543

P9 69 RMT Danny HUSKINSON			Suzuki - art of racing			
IDEAL LAP TIME : 58.613		BEST LAP TIME : 58.996		DIFFERENCE : 0.383		
LAP	SECTOR 1	SECTOR 2	LAP TIME	MPH	DIFF	TIME OF DAY
1 -	40.263	25.768	1:06.031	65.85	7.035	10:48:46.082
2 -	39.659	25.585	1:05.244	66.65	6.248	10:49:51.326

Weather / Track : Cloudy / Dry

Brands Hatch Indy
Circuit Length = 1.2079 miles
Start: 10:46 Flag 10:58 End: 10:59

BMCRC - MRO Championships 2015 - Rnd 1 @ Brands Hatch Indy

BMCRC Rookie Minitwins

TIMED PRACTICE - SECTOR ANALYSIS

SECTOR 1 = FL to I1, SECTOR 2 = I1 to I2, SECTOR 3 = I2 to FL, DIFF = Difference To Personal Best Lap

3 -	38.697	24.450	1:03.147	68.86	4.151	10:50:54.473
4 -	36.087	23.808	59.895	72.60	0.899	10:51:54.368
5 -	35.716	23.694	59.410	73.19	0.414	10:52:53.778
6 -	35.969	23.424	59.393	73.21	0.397	10:53:53.171
7 -	35.357	23.639	58.996 (1)	73.71		10:54:52.167
8 -	35.563	23.660	59.223 (2)	73.42	0.227	10:55:51.390
9 -	36.134	23.471	59.605	72.95	0.609	10:56:50.995
10 -	35.925	23.831	59.756	72.77	0.760	10:57:50.751
11 -	35.189	24.175	59.364 (3)	73.25	0.368	10:58:50.115

P10 41 RMT Ian TURNER			Suzuki - Mong Motorsport			
IDEAL LAP TIME : 59.084		BEST LAP TIME : 59.411		DIFFERENCE : 0.327		
LAP	SECTOR 1	SECTOR 2	LAP TIME	MPH	DIFF	TIME OF DAY
1 -	41.315	25.579	1:06.894	65.00	7.483	10:48:15.567
2 -	37.489	24.384	1:01.873	70.28	2.462	10:49:17.440
3 -	1:05.406	24.746	1:30.152	48.23	30.741	10:50:47.592
4 -	38.674	24.283	1:02.957	69.07	3.546	10:51:50.549
5 -	35.960	26.771	1:02.731	69.32	3.320	10:52:53.280
6 -	36.893	23.699	1:00.592	71.76	1.181	10:53:53.872
7 -	35.563	24.541	1:00.104	72.35	0.693	10:54:53.976
8 -	35.975	23.718	59.693 (3)	72.84	0.282	10:55:53.669
9 -	36.446	24.035	1:00.481	71.90	1.070	10:56:54.150
10 -	35.641	23.770	59.411 (1)	73.19		10:57:53.561
11 -	35.978	23.521	59.499 (2)	73.08	0.088	10:58:53.060

P11 34 RMT Andrew JOHNSON			Suzuki -			
IDEAL LAP TIME : 59.373		BEST LAP TIME : 59.580		DIFFERENCE : 0.207		
LAP	SECTOR 1	SECTOR 2	LAP TIME	MPH	DIFF	TIME OF DAY
1 -	39.681	25.754	1:05.435	66.45	5.855	10:48:17.584
2 -	37.709	24.071	1:01.780	70.38	2.200	10:49:19.364
3 -	37.463	23.497	1:00.960	71.33	1.380	10:50:20.324
4 -	38.792	24.178	1:02.970	69.05	3.390	10:51:23.294
5 -	37.614	25.373	1:02.987	69.03	3.407	10:52:26.281
6 -	39.187	24.776	1:03.963	67.98	4.383	10:53:30.244
7 -	38.029	25.125	1:03.154	68.85	3.574	10:54:33.398
8 -	37.271	24.045	1:01.316	70.92	1.736	10:55:34.714
9 -	36.306	23.958	1:00.264 (3)	72.15	0.684	10:56:34.978
10 -	36.193	23.387	59.580 (1)	72.98		10:57:34.558
11 -	35.986	23.883	59.869 (2)	72.63	0.289	10:58:34.427

P12 29 RMT Tristan BOHANAN			Suzuki - MY BRUV !			
IDEAL LAP TIME : 59.775		BEST LAP TIME : 1:00.168		DIFFERENCE : 0.393		
LAP	SECTOR 1	SECTOR 2	LAP TIME	MPH	DIFF	TIME OF DAY
1 -	41.279	25.604	1:06.883	65.01	6.715	10:48:16.874
2 -	37.470	24.438	1:01.908 (3)	70.24	1.740	10:49:18.782
3 -	36.584	23.606	1:00.190 (2)	72.24	0.022	10:50:18.972
4 -	36.169	23.999	1:00.168 (1)	72.27		10:51:19.140
5 -	39.756	26.979	1:06.735	65.16	6.567	10:52:25.875
6 -	39.125	24.649	1:03.774	68.18	3.606	10:53:29.649

P13 43 RMT Harrison DAY			Suzuki -			
IDEAL LAP TIME : 1:00.150		BEST LAP TIME : 1:00.279		DIFFERENCE : 0.129		
LAP	SECTOR 1	SECTOR 2	LAP TIME	MPH	DIFF	TIME OF DAY
1 -	44.262	25.548	1:09.810	62.29	9.531	10:48:31.570
2 -	40.775	25.421	1:06.196	65.69	5.917	10:49:37.766
3 -	39.996	24.853	1:04.849	67.05	4.570	10:50:42.615
4 -	39.743	24.633	1:04.376	67.55	4.097	10:51:46.991
5 -	37.312	29.591	1:06.903	64.99	6.624	10:52:53.894
6 -	37.965	24.863	1:02.828	69.21	2.549	10:53:56.722
7 -	37.319	24.686	1:02.005 (3)	70.13	1.726	10:54:58.727

Weather / Track : Cloudy / Dry

Brands Hatch Indy
Circuit Length = 1.2079 miles
Start: 10:46 Flag 10:58 End: 10:59

BMCRC - MRO Championships 2015 - Rnd 1 @ Brands Hatch Indy

BMCRC Rookie Minitwins

TIMED PRACTICE - SECTOR ANALYSIS

SECTOR 1 = FL to I1, SECTOR 2 = I1 to I2, SECTOR 3 = I2 to FL, DIFF = Difference To Personal Best Lap

8 -	37.373	25.658	1:03.031	68.99	2.752	10:56:01.758
9 -	37.047	23.937	1:00.984 (2)	71.30	0.705	10:57:02.742
10 -	36.213	24.066	1:00.279 (1)	72.14		10:58:03.021

P14 84 RMT Ricardo BRANCO			Suzuki - Essential Rubber Tyres			
IDEAL LAP TIME : 59.930		BEST LAP TIME : 1:00.440		DIFFERENCE : 0.510		
LAP	SECTOR 1	SECTOR 2	LAP TIME	MPH	DIFF	TIME OF DAY
1 -	42.464	25.267	1:07.731	64.20	7.291	10:48:14.792
2 -	38.978	24.603	1:03.581	68.39	3.141	10:49:18.373
3 -	38.480	24.351	1:02.831	69.21	2.391	10:50:21.204
4 -	38.216	24.819	1:03.035	68.98	2.595	10:51:24.239
5 -	37.517	24.544	1:02.061	70.06	1.621	10:52:26.300
6 -	38.105	24.687	1:02.792	69.25	2.352	10:53:29.092
7 -	37.690	25.821	1:03.511	68.47	3.071	10:54:32.603
8 -	36.524	24.153	1:00.677 (2)	71.66	0.237	10:55:33.280
9 -	39.068	25.042	1:04.110	67.83	3.670	10:56:37.390
10 -	37.034	23.406	1:00.440 (1)	71.94		10:57:37.830
11 -	37.012	23.733	1:00.745 (3)	71.58	0.305	10:58:38.575

P15 83 RMT Ian PATTERSON			Suzuki - Essential Rubber Tyres			
IDEAL LAP TIME : 1:00.824		BEST LAP TIME : 1:00.824		DIFFERENCE : 0.000		
LAP	SECTOR 1	SECTOR 2	LAP TIME	MPH	DIFF	TIME OF DAY
1 -	41.785	25.861	1:07.646	64.28	6.822	10:48:06.618
2 -	39.757	25.404	1:05.161	66.73	4.337	10:49:11.779
3 -	38.439	25.274	1:03.713	68.25	2.889	10:50:15.492
4 -	38.203	25.019	1:03.222	68.78	2.398	10:51:18.714
5 -	40.014	26.932	1:06.946	64.95	6.122	10:52:25.660
6 -	38.596	25.164	1:03.760	68.20	2.936	10:53:29.420
7 -	37.894	25.602	1:03.496	68.48	2.672	10:54:32.916
8 -	37.181	24.268	1:01.449 (2)	70.76	0.625	10:55:34.365
9 -	37.667	24.889	1:02.556	69.51	1.732	10:56:36.921
10 -	37.698	24.824	1:02.522 (3)	69.55	1.698	10:57:39.443
11 -	36.720	24.104	1:00.824 (1)	71.49		10:58:40.267

P16 97 RMT Jake PACKHAM			Suzuki -			
IDEAL LAP TIME : 1:00.977		BEST LAP TIME : 1:00.977		DIFFERENCE : 0.000		
LAP	SECTOR 1	SECTOR 2	LAP TIME	MPH	DIFF	TIME OF DAY
1 -	45.094	27.268	1:12.362	60.09	11.385	10:48:39.178
2 -	42.579	27.464	1:10.043	62.08	9.066	10:49:49.221
3 -	41.627	25.760	1:07.387	64.53	6.410	10:50:56.608
4 -	39.148	24.302	1:03.450	68.53	2.473	10:52:00.058
5 -	38.611	24.730	1:03.341	68.65	2.364	10:53:03.399
6 -	38.180	24.353	1:02.533	69.54	1.556	10:54:05.932
7 -	38.300	24.373	1:02.673	69.38	1.696	10:55:08.605
8 -	37.684	24.247	1:01.931 (2)	70.21	0.954	10:56:10.536
9 -	37.281	24.988	1:02.269 (3)	69.83	1.292	10:57:12.805
10 -	37.259	23.718	1:00.977 (1)	71.31		10:58:13.782

P17 38 RMT Bob COUCHMAN			Suzuki -			
IDEAL LAP TIME : 1:01.260		BEST LAP TIME : 1:01.260		DIFFERENCE : 0.000		
LAP	SECTOR 1	SECTOR 2	LAP TIME	MPH	DIFF	TIME OF DAY
1 -	42.416	26.128	1:08.544	63.44	7.284	10:48:14.229
2 -	38.489	24.314	1:02.803	69.24	1.543	10:49:17.032
3 -	38.353	24.363	1:02.716 (3)	69.33	1.456	10:50:19.748
4 -	37.298	23.962	1:01.260 (1)	70.98		10:51:21.008
5 -	38.187	25.613	1:03.800	68.15	2.540	10:52:24.808
6 -	37.460	24.763	1:02.223 (2)	69.88	0.963	10:53:27.031

Weather / Track : Cloudy / Dry

Brands Hatch Indy
Circuit Length = 1.2079 miles
Start: 10:46 Flag 10:58 End: 10:59

BMCRC - MRO Championships 2015 - Rnd 1 @ Brands Hatch Indy

BMCRC Rookie Minitwins

TIMED PRACTICE - SECTOR ANALYSIS

SECTOR 1 = FL to I1, SECTOR 2 = I1 to I2, SECTOR 3 = I2 to FL, DIFF = Difference To Personal Best Lap

P18 22 RMT Darren DOWDS			Suzuki - IRP Decals			
IDEAL LAP TIME : 1:01.263		BEST LAP TIME : 1:01.263		DIFFERENCE : 0.000		
LAP	SECTOR 1	SECTOR 2	LAP TIME	MPH	DIFF	TIME OF DAY
1 -	42.011	26.316	1:08.327	63.64	7.064	10:48:07.523
2 -	40.192	25.408	1:05.600	66.28	4.337	10:49:13.123
3 -	38.878	25.042	1:03.920	68.03	2.657	10:50:17.043
4 -	43.173	25.557	1:08.730	63.27	7.467	10:51:25.773
5 -	38.113	26.421	1:04.534	67.38	3.271	10:52:30.307
6 -	40.623	25.176	1:05.799	66.08	4.536	10:53:36.106
7 -	37.334	24.859	1:02.193	69.92	0.930	10:54:38.299
8 -	36.963	24.300	1:01.263 (1)	70.98		10:55:39.562
9 -	37.492	24.743	1:02.235	69.87	0.972	10:56:41.797
10 -	37.584	24.532	1:02.116 (3)	70.00	0.853	10:57:43.913
11 -	37.028	24.712	1:01.740 (2)	70.43	0.477	10:58:45.653

P19 93 RMT Jack WALLIS			Suzuki -			
IDEAL LAP TIME : 1:01.309		BEST LAP TIME : 1:01.778		DIFFERENCE : 0.469		
LAP	SECTOR 1	SECTOR 2	LAP TIME	MPH	DIFF	TIME OF DAY
1 -	42.312	26.459	1:08.771	63.23	6.993	10:48:17.143
2 -	39.326	25.490	1:04.816	67.09	3.038	10:49:21.959
3 -	39.208	25.307	1:04.515	67.40	2.737	10:50:26.474
4 -	38.883	25.635	1:04.518	67.40	2.740	10:51:30.992
5 -	38.803	25.252	1:04.055	67.88	2.277	10:52:35.047
6 -	37.769	25.177	1:02.946	69.08	1.168	10:53:37.993
7 -	38.281	25.420	1:03.701	68.26	1.923	10:54:41.694
8 -	37.595	24.849	1:02.444	69.64	0.666	10:55:44.138
9 -	37.362	25.000	1:02.362 (3)	69.73	0.584	10:56:46.500
10 -	37.534	24.244	1:01.778 (1)	70.39		10:57:48.278
11 -	37.065	25.186	1:02.251 (2)	69.85	0.473	10:58:50.529

P20 88 RMT Peter RANDALL			Suzuki -			
IDEAL LAP TIME : 1:01.795		BEST LAP TIME : 1:01.962		DIFFERENCE : 0.167		
LAP	SECTOR 1	SECTOR 2	LAP TIME	MPH	DIFF	TIME OF DAY
1 -	40.485	26.042	1:06.527	65.36	4.565	10:48:27.831
2 -	38.656	25.190	1:03.846	68.11	1.884	10:49:31.677
3 -	38.854	25.069	1:03.923	68.02	1.961	10:50:35.600
4 -	37.300	25.150	1:02.450 (3)	69.63	0.488	10:51:38.050
5 -	38.389	25.371	1:03.760	68.20	1.798	10:52:41.810
6 -	37.760	25.059	1:02.819	69.22	0.857	10:53:44.629
7 -	38.305	25.717	1:04.022	67.92	2.060	10:54:48.651
8 -	38.054	24.744	1:02.798	69.24	0.836	10:55:51.449
9 -	38.231	24.641	1:02.872	69.16	0.910	10:56:54.321
10 -	37.154	25.028	1:02.182 (2)	69.93	0.220	10:57:56.503
11 -	37.177	24.785	1:01.962 (1)	70.18		10:58:58.465

P21 82 RMT James FOSTER			Suzuki - Essential Rubber Tyres			
IDEAL LAP TIME : 1:02.454		BEST LAP TIME : 1:02.454		DIFFERENCE : 0.000		
LAP	SECTOR 1	SECTOR 2	LAP TIME	MPH	DIFF	TIME OF DAY
1 -	43.510	27.930	1:11.440	60.87	8.986	10:48:18.065
2 -	41.568	26.283	1:07.851	64.09	5.397	10:49:25.916
3 -	40.610	25.970	1:06.580	65.31	4.126	10:50:32.496
4 -	40.058	25.645	1:05.703	66.18	3.249	10:51:38.199
5 -	39.006	25.436	1:04.442	67.48	1.988	10:52:42.641
6 -	39.293	25.247	1:04.540	67.37	2.086	10:53:47.181
7 -	39.130	25.250	1:04.380	67.54	1.926	10:54:51.561
8 -	38.666	24.696	1:03.362 (3)	68.63	0.908	10:55:54.923
9 -	38.329	25.207	1:03.536	68.44	1.082	10:56:58.459
10 -	38.231	24.683	1:02.914 (2)	69.11	0.460	10:58:01.373
11 -	37.836	24.618	1:02.454 (1)	69.62		10:59:03.827

Weather / Track : Cloudy / Dry

Brands Hatch Indy
Circuit Length = 1.2079 miles
Start: 10:46 Flag 10:58 End: 10:59

BMCRC - MRO Championships 2015 - Rnd 1 @ Brands Hatch Indy

BMCRC Rookie Minitwins

TIMED PRACTICE - SECTOR ANALYSIS

SECTOR 1 = FL to I1, SECTOR 2 = I1 to I2, SECTOR 3 = I2 to FL, DIFF = Difference To Personal Best Lap

P22 125 RMT Paul WILSON			Suzuki -			
IDEAL LAP TIME : 1:02.746		BEST LAP TIME : 1:02.933	DIFFERENCE : 0.187			
LAP	SECTOR 1	SECTOR 2	LAP TIME	MPH	DIFF	TIME OF DAY
1 -	40.152	25.257	1:05.409	66.48	2.476	10:48:21.260
2 -	38.215	25.555	1:03.770 (3)	68.19	0.837	10:49:25.030
3 -	38.151	24.782	1:02.933 (1)	69.09		10:50:27.963
4 -	42.254	24.990	1:07.244	64.66	4.311	10:51:35.207
5 -	37.964	26.174	1:04.138	67.80	1.205	10:52:39.345
6 -	38.557	25.771	1:04.328	67.60	1.395	10:53:43.673
7 -	38.760	25.333	1:04.093	67.84	1.160	10:54:47.766
8 -	38.165	25.241	1:03.406 (2)	68.58	0.473	10:55:51.172

P23 66 RMT Mark SMITH			Suzuki -			
IDEAL LAP TIME : 1:09.299		BEST LAP TIME : 1:09.423	DIFFERENCE : 0.124			
LAP	SECTOR 1	SECTOR 2	LAP TIME	MPH	DIFF	TIME OF DAY
1 -	49.392	30.647	1:20.039	54.33	10.616	10:48:42.127
2 -	46.370	29.017	1:15.387	57.68	5.964	10:49:57.514
3 -	46.608	30.575	1:17.183	56.34	7.760	10:51:14.697
4 -	43.846	29.135	1:12.981	59.58	3.558	10:52:27.678
5 -	43.989	27.753	1:11.742	60.61	2.319	10:53:39.420
6 -	43.555	28.435	1:11.990	60.40	2.567	10:54:51.410
7 -	43.710	27.430	1:11.140 (2)	61.12	1.717	10:56:02.550
8 -	44.179	26.975	1:11.154 (3)	61.11	1.731	10:57:13.704
9 -	42.324	27.099	1:09.423 (1)	62.63		10:58:23.127

P24 113 RMT Sam ELKINS			Suzuki -			
IDEAL LAP TIME : 1:08.603		BEST LAP TIME : 1:10.320	DIFFERENCE : 1.717			
LAP	SECTOR 1	SECTOR 2	LAP TIME	MPH	DIFF	TIME OF DAY
1 -	46.612	28.503	1:15.115 (3)	57.89	4.795	10:48:36.524
2 -	43.823	26.497	1:10.320 (1)	61.84		10:49:46.844
3 -	43.272	27.340	1:10.612 (2)	61.58	0.292	10:50:57.456

P25 31 RMT Kelvin EVENDEN			Suzuki - Glosrose Group			
IDEAL LAP TIME : 1:10.823		BEST LAP TIME : 1:11.472	DIFFERENCE : 0.649			
LAP	SECTOR 1	SECTOR 2	LAP TIME	MPH	DIFF	TIME OF DAY
1 -	47.762	29.454	1:17.216	56.31	5.744	10:48:35.734
2 -	44.823	28.902	1:13.725	58.98	2.253	10:49:49.459
3 -	54.176	31.858	1:26.034	50.54	14.562	10:51:15.493
4 -	46.459	30.483	1:16.942	56.51	5.470	10:52:32.435
5 -	44.396	28.463	1:12.859	59.68	1.387	10:53:45.294
6 -	43.308	28.164	1:11.472 (1)	60.84		10:54:56.766
7 -	45.300	28.978	1:14.278	58.54	2.806	10:56:11.044
8 -	43.586	28.799	1:12.385 (3)	60.07	0.913	10:57:23.429
9 -	42.659	28.815	1:11.474 (2)	60.84	0.002	10:58:34.903

Weather / Track : Cloudy / Dry

Results can be found at www.tsl-timing.com

Page 6 of 6

Brands Hatch Indy
Circuit Length = 1.2079 miles
Start: 10:46 Flag 10:58 End: 10:59

Printed - 10:59 Saturday, 28 March 2015

BMCRC - MRO Championships 2015 - Rnd 1 @ Brands Hatch Indy

BMCRC Rookie Minitwins

TIMED PRACTICE - BEST SECTORS

SECTOR 1			SECTOR 2			IDEAL / BEST COMPARISON						
POS	NO	NAME	TIME	NO	NAME	TIME	POS	NO	NAME	IDEAL	BEST	DIFF
									PERFECT LAP	53.792		
1	68	EUSTACE	32.506	139	KIRK	21.286	1	139	KIRK	53.904	53.904	0.000
2	139	KIRK	32.618	68	EUSTACE	21.506	2	68	EUSTACE	54.012	54.162	0.150
3	138	BERRY	34.281	192	MOFFA	22.319	3	444	WILLIAMS	57.015	57.234	0.219
4	444	WILLIAMS	34.375	444	WILLIAMS	22.640	4	138	BERRY	57.184	57.341	0.157
5	140	SALES	34.968	138	BERRY	22.903	5	192	MOFFA	57.411	57.799	0.388
6	192	MOFFA	35.092	32	THAY	22.925	6	140	SALES	58.016	58.016	0.000
7	69	HUSKINSON	35.189	140	SALES	23.048	7	90	GIGNEY	58.276	58.276	0.000
8	90	GIGNEY	35.189	90	GIGNEY	23.087	8	32	THAY	58.308	58.363	0.055
9	32	THAY	35.383	34	JOHNSON	23.387	9	69	HUSKINSON	58.613	58.996	0.383
10	41	TURNER	35.563	84	BRANCO	23.406	10	41	TURNER	59.084	59.411	0.327
11	34	JOHNSON	35.986	69	HUSKINSON	23.424	11	34	JOHNSON	59.373	59.580	0.207
12	29	BOHANAN	36.169	41	TURNER	23.521	12	29	BOHANAN	59.775	1:00.168	0.393
13	43	DAY	36.213	29	BOHANAN	23.606	13	84	BRANCO	59.930	1:00.440	0.510
14	84	BRANCO	36.524	97	PACKHAM	23.718	14	43	DAY	1:00.150	1:00.279	0.129
15	83	PATTERSON	36.720	43	DAY	23.937	15	83	PATTERSON	1:00.824	1:00.824	0.000
16	22	DOWDS	36.963	38	COUCHMAN	23.962	16	97	PACKHAM	1:00.977	1:00.977	0.000
17	93	WALLIS	37.065	83	PATTERSON	24.104	17	38	COUCHMAN	1:01.260	1:01.260	0.000
18	88	RANDALL	37.154	93	WALLIS	24.244	18	22	DOWDS	1:01.263	1:01.263	0.000
19	97	PACKHAM	37.259	22	DOWDS	24.300	19	93	WALLIS	1:01.309	1:01.778	0.469
20	38	COUCHMAN	37.298	82	FOSTER	24.618	20	88	RANDALL	1:01.795	1:01.962	0.167
21	82	FOSTER	37.836	88	RANDALL	24.641	21	82	FOSTER	1:02.454	1:02.454	0.000
22	125	WILSON	37.964	125	WILSON	24.782	22	125	WILSON	1:02.746	1:02.933	0.187
23	113	ELKINS	42.106	113	ELKINS	26.497	23	113	ELKINS	1:08.603	1:10.320	1.717
24	66	SMITH	42.324	66	SMITH	26.975	24	66	SMITH	1:09.299	1:09.423	0.124
25	31	EVENDEN	42.659	31	EVENDEN	28.164	25	31	EVENDEN	1:10.823	1:11.472	0.649

Weather / Track : Cloudy / Dry

Results can be found at www.tsl-timing.com

Brands Hatch Indy
Circuit Length = 1.2079 miles
Start: 10:46 Flag 10:58 End: 10:59

Printed - 10:59 Saturday, 28 March 2015

BMCRC - MRO Championships 2015 - Rnd 1 @ Brands Hatch Indy

EDlasia Rookie 400

QUALIFYING - CLASSIFICATION



POS	NO	CL	PIC NAME	ENTRY	TIME	ON	LAPS	GAP	DIFF	MPH
1	25	R4	1 Matty WHELAN	Yamaha - Blueline Taxis Barnsley	58.003	8	11			74.97
2	23	R4	2 Tham EVANS	Honda -	59.090	9	11	1.087	1.087	73.59
3	81	R4	3 Scott GRANT	Yamaha -	1:00.684	10	10	2.681	1.594	71.65
4	55	R4	4 Nick COOPER	Aprilia - Skint Racing	1:00.742	9	10	2.739	0.058	71.59
5	57	R4	5 Paul FISHER	Kawasaki -	1:00.941	10	11	2.938	0.199	71.35
6	17	R4	6 Kieran BOYCE	Honda -	1:02.470	8	11	4.467	1.529	69.61
7	104	R4	7 David OGDEN	Yamaha -	1:06.212	8	10	8.209	3.742	65.67
8	80	R4	8 Scott ALLOTT	Suzuki -	1:06.361	4	10	8.358	0.149	65.52
9	123	R4	9 Heather BELCHER	Kawasaki -	1:06.792	8	10	8.789	0.431	65.10
10	36	R4	10 Mathew COLE	Kawasaki - Hampshire Hypnotherapy	1:09.441	7	9	11.438	2.649	62.62
11	134	R4	11 Debbie PETTET	Kawasaki - Chris Pettet	1:12.744	4	9	14.741	3.303	59.77

Weather / Track : Cloudy / Dry

These results are provisional until the conclusion of any judicial and technical matters.

Brands Hatch Indy

Circuit Length = 1.2079 miles

Start: 11:35 Flag 11:47 End: 11:48

Clerk Of Course :

Timekeeper :

Results can be found at www.tsl-timing.com

Printed - 11:49 Saturday, 28 March 2015



BMCRC - MRO Championships 2015 - Rnd 1 @ Brands Hatch Indy

2-Stroke GP Series & EDlasia Rookie 400

QUALIFYING - SECTOR ANALYSIS

SECTOR 1 = FL to I1, SECTOR 2 = I1 to I2, SECTOR 3 = I2 to FL, DIFF = Difference To Personal Best Lap

P1 30 GP Dean STIMPSON		Harris TZ350 - Fondseca/Veryard Racing				
IDEAL LAP TIME : 53.022		BEST LAP TIME : 53.038		DIFFERENCE : 0.016		
LAP	SECTOR 1	SECTOR 2	LAP TIME	MPH	DIFF	TIME OF DAY
1 -	38.514	22.765	1:01.279	70.96	8.241	11:37:40.834
2 -	34.143	21.726	55.869	77.83	2.831	11:38:36.703
3 -	32.563	21.334	53.897	80.68	0.859	11:39:30.600
4 -	32.236	21.933	54.169	80.27	1.131	11:40:24.769
5 -	32.233	21.619	53.852	80.75	0.814	11:41:18.621
6 -	32.634	22.036	54.670	79.54	1.632	11:42:13.291
7 -	33.273	21.919	55.192	78.79	2.154	11:43:08.483
8 -	32.913	21.382	54.295	80.09	1.257	11:44:02.778
9 -	32.346	21.048	53.394 (3)	81.44	0.356	11:44:56.172
10 -	32.669	21.145	53.814	80.80	0.776	11:45:49.986
11 -	32.007	21.031	53.038 (1)	81.99		11:46:43.024
12 -	31.991	21.392	53.383 (2)	81.46	0.345	11:47:36.407
13 -	32.496	21.042	53.538	81.22	0.500	11:48:29.945

P2 6 GP Matt BARBER		Yamaha TZ250 -				
IDEAL LAP TIME : 53.324		BEST LAP TIME : 53.324		DIFFERENCE : 0.000		
LAP	SECTOR 1	SECTOR 2	LAP TIME	MPH	DIFF	TIME OF DAY
1 -	39.880	24.389	1:04.269	67.66	10.945	11:38:11.805
2 -	36.206	23.679	59.885	72.61	6.561	11:39:11.690
3 -	35.335	22.854	58.189	74.73	4.865	11:40:09.879
4 -	34.469	22.967	57.436	75.71	4.112	11:41:07.315
5 -	33.633	21.856	55.489	78.36	2.165	11:42:02.804
6 -	43.484	24.510	1:07.994	63.95	14.670	11:43:10.798
7 -	35.508	22.318	57.826	75.20	4.502	11:44:08.624
8 -	33.255	21.526	54.781	79.38	1.457	11:45:03.405
9 -	33.241	21.450	54.691 (3)	79.51	1.367	11:45:58.096
10 -	32.489	21.842	54.331 (2)	80.03	1.007	11:46:52.427
11 -	32.004	21.320	53.324 (1)	81.55		11:47:45.751

P3 95 GP Matt TRUELOVE		Yamaha TZ250 -				
IDEAL LAP TIME : 53.464		BEST LAP TIME : 53.464		DIFFERENCE : 0.000		
LAP	SECTOR 1	SECTOR 2	LAP TIME	MPH	DIFF	TIME OF DAY
1 -	OUTLAP	23.340	1:08.318	63.65	14.854	11:41:29.773
2 -	33.939	21.955	55.894	77.80	2.430	11:42:25.667
3 -	34.051	22.844	56.895	76.43	3.431	11:43:22.562
4 -	35.741	21.335	57.076	76.18	3.612	11:44:19.638
5 -	33.004	21.480	54.484 (2)	79.81	1.020	11:45:14.122
6 -	32.922	22.244	55.166 (3)	78.82	1.702	11:46:09.288
7 -	32.289	21.175	53.464 (1)	81.33		11:47:02.752

P4 17 GP Danny IMBERG		Yamaha TZ350 - Hertsmere Logistics				
IDEAL LAP TIME : 54.242		BEST LAP TIME : 54.454		DIFFERENCE : 0.212		
LAP	SECTOR 1	SECTOR 2	LAP TIME	MPH	DIFF	TIME OF DAY
1 -	37.992	23.350	1:01.342	70.89	6.888	11:37:40.657
2 -	34.175	22.065	56.240	77.32	1.786	11:38:36.897
3 -	33.034	22.710	55.744 (3)	78.01	1.290	11:39:32.641
4 -	32.900	21.951	54.851 (2)	79.28	0.397	11:40:27.492
5 -	32.307	22.147	54.454 (1)	79.85		11:41:21.946

P5 19 GP Chris KNIGHT		Yamaha TZ350G - Redline Motorcycles Loughborough				
IDEAL LAP TIME : 55.240		BEST LAP TIME : 55.240		DIFFERENCE : 0.000		
LAP	SECTOR 1	SECTOR 2	LAP TIME	MPH	DIFF	TIME OF DAY
1 -	43.535	26.327	1:09.862	62.24	14.622	11:38:08.134
2 -	38.681	24.428	1:03.109	68.90	7.869	11:39:11.243
3 -	39.937	23.615	1:03.552	68.42	8.312	11:40:14.795
4 -	35.760	23.145	58.905	73.82	3.665	11:41:13.700

Weather / Track : Cloudy / Dry

Brands Hatch Indy
Circuit Length = 1.2079 miles
Start: 11:35 Flag 11:47 End: 11:48

BMCRC - MRO Championships 2015 - Rnd 1 @ Brands Hatch Indy

2-Stroke GP Series & EDlasia Rookie 400

QUALIFYING - SECTOR ANALYSIS

SECTOR 1 = FL to I1, SECTOR 2 = I1 to I2, SECTOR 3 = I2 to FL, DIFF = Difference To Personal Best Lap

5 -	36.389	22.871	59.260	73.38	4.020	11:42:12.960
6 -	35.180	22.787	57.967	75.01	2.727	11:43:10.927
7 -	34.906	22.731	57.637	75.44	2.397	11:44:08.564
8 -	34.298	22.176	56.474	77.00	1.234	11:45:05.038
9 -	33.658	22.482	56.140 (3)	77.45	0.900	11:46:01.178
10 -	33.893	22.058	55.951 (2)	77.72	0.711	11:46:57.129
11 -	33.558	21.682	55.240 (1)	78.72		11:47:52.369

P6 20 GP Gordon DORSET			Yamaha TZ250 -			
IDEAL LAP TIME : 55.118		BEST LAP TIME : 55.450		DIFFERENCE : 0.332		
LAP	SECTOR 1	SECTOR 2	LAP TIME	MPH	DIFF	TIME OF DAY
1 -	39.876	24.154	1:04.030	67.91	8.580	11:38:10.018
2 -	37.722	23.591	1:01.313	70.92	5.863	11:39:11.331
3 -	36.099	23.445	59.544	73.03	4.094	11:40:10.875
4 -	34.216	22.818	57.034	76.24	1.584	11:41:07.909
5 -	34.119	21.649	55.768 (2)	77.97	0.318	11:42:03.677
6 -	35.292	23.319	58.611	74.19	3.161	11:43:02.288
7 -	33.718	21.732	55.450 (1)	78.42		11:43:57.738
8 -	34.876	22.768	57.644	75.43	2.194	11:44:55.382
9 -	35.013	22.897	57.910	75.09	2.460	11:45:53.292
10 -	33.500	22.318	55.818 (3)	77.90	0.368	11:46:49.110
11 -	33.469	22.351	55.820	77.90	0.370	11:47:44.930
12 -	34.053	21.900	55.953	77.71	0.503	11:48:40.883

P7 13 GP Paul FYSON			Yamaha TZ250 - Aspire Restorations			
IDEAL LAP TIME : 55.112		BEST LAP TIME : 55.531		DIFFERENCE : 0.419		
LAP	SECTOR 1	SECTOR 2	LAP TIME	MPH	DIFF	TIME OF DAY
1 -	36.125	23.172	59.297	73.33	3.766	11:37:35.145
2 -	34.548	22.701	57.249	75.95	1.718	11:38:32.394
3 -	34.243	22.598	56.841 (3)	76.50	1.310	11:39:29.235
4 -	33.490	22.179	55.669 (2)	78.11	0.138	11:40:24.904
5 -	33.940	22.972	56.912	76.40	1.381	11:41:21.816
6 -	32.933	22.598	55.531 (1)	78.30		11:42:17.347
7 -	34.816	22.637	57.453	75.68	1.922	11:43:14.800

P8 36 GP AI PIRIE			Yamaha TZ250 -			
IDEAL LAP TIME : 55.570		BEST LAP TIME : 55.570		DIFFERENCE : 0.000		
LAP	SECTOR 1	SECTOR 2	LAP TIME	MPH	DIFF	TIME OF DAY
1 -	37.766	23.060	1:00.826	71.49	5.256	11:37:56.631
2 -	36.505	22.578	59.083	73.60	3.513	11:38:55.714
3 -	34.739	22.947	57.686	75.38	2.116	11:39:53.400
4 -	33.426	22.144	55.570 (1)	78.25		11:40:48.970
5 -	34.907	23.102	58.009	74.96	2.439	11:41:46.979
6 -	34.647	23.154	57.801	75.23	2.231	11:42:44.780
7 -	35.805	23.167	58.972	73.74	3.402	11:43:43.752
8 -	35.508	23.342	58.850	73.89	3.280	11:44:42.602
9 -	34.121	22.609	56.730 (3)	76.65	1.160	11:45:39.332
10 -	34.144	22.225	56.369 (2)	77.14	0.799	11:46:35.701

P9 96 GPF Scott SWARBRICK			Honda RS125GP - Staggered			
IDEAL LAP TIME : 56.133		BEST LAP TIME : 56.133		DIFFERENCE : 0.000		
LAP	SECTOR 1	SECTOR 2	LAP TIME	MPH	DIFF	TIME OF DAY
1 -	38.155	23.993	1:02.148	69.97	6.015	11:38:12.166
2 -	36.720	23.379	1:00.099	72.35	3.966	11:39:12.265
3 -	35.672	23.770	59.442	73.15	3.309	11:40:11.707
4 -	34.446	24.285	58.731	74.04	2.598	11:41:10.438
5 -	34.981	22.790	57.771	75.27	1.638	11:42:08.209
6 -	34.937	23.420	58.357	74.51	2.224	11:43:06.566
7 -	35.891	22.652	58.543	74.28	2.410	11:44:05.109
8 -	34.354	22.830	57.184 (3)	76.04	1.051	11:45:02.293

Weather / Track : Cloudy / Dry

Brands Hatch Indy
Circuit Length = 1.2079 miles
Start: 11:35 Flag 11:47 End: 11:48

BMCRC - MRO Championships 2015 - Rnd 1 @ Brands Hatch Indy

2-Stroke GP Series & EDlasia Rookie 400

QUALIFYING - SECTOR ANALYSIS

SECTOR 1 = FL to I1, SECTOR 2 = I1 to I2, SECTOR 3 = I2 to FL, DIFF = Difference To Personal Best Lap

9 -	33.751	22.382	56.133 (1)	77.46		11:45:58.426
10 -	37.129	24.448	1:01.577	70.62	5.444	11:47:00.003
11 -	34.167	22.473	56.640 (2)	76.77	0.507	11:47:56.643

P10 125 GPF Ben MILES			MZ - Gibson Exhaust			
IDEAL LAP TIME : 55.987		BEST LAP TIME : 56.388		DIFFERENCE : 0.401		
LAP	SECTOR 1	SECTOR 2	LAP TIME	MPH	DIFF	TIME OF DAY
1 -	38.294	23.764	1:02.058	70.07	5.670	11:37:45.203
2 -	36.313	23.029	59.342	73.28	2.954	11:38:44.545
3 -	35.489	22.867	58.356	74.51	1.968	11:39:42.901
4 -	36.814	23.969	1:00.783	71.54	4.395	11:40:43.684
5 -	34.301	22.740	57.041 (3)	76.23	0.653	11:41:40.725
6 -	35.494	23.687	59.181	73.47	2.793	11:42:39.906
7 -	36.374	24.884	1:01.258	70.98	4.870	11:43:41.164
8 -	36.496	25.522	1:02.018	70.11	5.630	11:44:43.182
9 -	33.996	22.808	56.804 (2)	76.55	0.416	11:45:39.986
10 -	33.906	22.482	56.388 (1)	77.11		11:46:36.374
11 -	35.017	22.852	57.869	75.14	1.481	11:47:34.243
12 -	35.421	22.081	57.502	75.62	1.114	11:48:31.745

P11 52 GPF Chris DOWLING			Honda RS125 -			
IDEAL LAP TIME : 56.236		BEST LAP TIME : 56.657		DIFFERENCE : 0.421		
LAP	SECTOR 1	SECTOR 2	LAP TIME	MPH	DIFF	TIME OF DAY
1 -	37.236	23.474	1:00.710	71.62	4.053	11:37:42.109
2 -	34.421	22.555	56.976 (3)	76.32	0.319	11:38:39.085
3 -	33.764	23.112	56.876 (2)	76.45	0.219	11:39:35.961
4 -	34.501	23.598	58.099	74.84	1.442	11:40:34.060
5 -	34.185	22.472	56.657 (1)	76.75		11:41:30.717

P12 23 GPF Sam LLEWELLYN			Honda RS125 - Anglian Fasteners			
IDEAL LAP TIME : 56.191		BEST LAP TIME : 56.898		DIFFERENCE : 0.707		
LAP	SECTOR 1	SECTOR 2	LAP TIME	MPH	DIFF	TIME OF DAY
1 -	37.729	23.302	1:01.031	71.25	4.133	11:37:41.028
2 -	34.118	22.787	56.905 (2)	76.41	0.007	11:38:37.933
3 -	34.478	23.266	57.744	75.30	0.846	11:39:35.677
4 -	34.364	23.018	57.382	75.78	0.484	11:40:33.059
5 -	34.266	22.632	56.898 (1)	76.42		11:41:29.957
6 -	33.755	23.167	56.922 (3)	76.39	0.024	11:42:26.879
7 -	34.817	22.615	57.432	75.71	0.534	11:43:24.311
8 -	36.595	23.370	59.965	72.51	3.067	11:44:24.276
9 -	34.670	23.986	58.656	74.13	1.758	11:45:22.932
10 -	34.735	23.479	58.214	74.70	1.316	11:46:21.146
11 -	36.271	25.158	1:01.429	70.79	4.531	11:47:22.575
12 -	35.165	22.436	57.601	75.49	0.703	11:48:20.176

P13 40 GP Chris CAMPS			Yamaha TZ350 - New Heath Autos Ltd			
IDEAL LAP TIME : 57.214		BEST LAP TIME : 57.247		DIFFERENCE : 0.033		
LAP	SECTOR 1	SECTOR 2	LAP TIME	MPH	DIFF	TIME OF DAY
1 -	39.830	24.162	1:03.992	67.95	6.745	11:38:09.651
2 -	36.645	23.305	59.950	72.53	2.703	11:39:09.601
3 -	35.354	22.593	57.947 (3)	75.04	0.700	11:40:07.548
4 -	34.810	22.453	57.263 (2)	75.94	0.016	11:41:04.811
5 -	34.761	22.486	57.247 (1)	75.96		11:42:02.058

P14 61 GPF Oliver FOOKS			Aprilia RS250 -			
IDEAL LAP TIME : 57.198		BEST LAP TIME : 57.421		DIFFERENCE : 0.223		
LAP	SECTOR 1	SECTOR 2	LAP TIME	MPH	DIFF	TIME OF DAY
1 -	36.660	22.923	59.583	72.98	2.162	11:37:56.335
2 -	35.307	23.177	58.484	74.35	1.063	11:38:54.819

Weather / Track : Cloudy / Dry

Brands Hatch Indy
Circuit Length = 1.2079 miles
Start: 11:35 Flag 11:47 End: 11:48

BMCRC - MRO Championships 2015 - Rnd 1 @ Brands Hatch Indy

2-Stroke GP Series & EDlasia Rookie 400

QUALIFYING - SECTOR ANALYSIS

SECTOR 1 = FL to I1, SECTOR 2 = I1 to I2, SECTOR 3 = I2 to FL, DIFF = Difference To Personal Best Lap

3 -	35.361	23.081	58.442	74.40	1.021	11:39:53.261
4 -	34.739	22.682	57.421 (1)	75.73		11:40:50.682
5 -	34.827	22.709	57.536 (2)	75.58	0.115	11:41:48.218
6 -	34.671	23.194	57.865 (3)	75.15	0.444	11:42:46.083
7 -	35.357	23.078	58.435	74.41	1.014	11:43:44.518
8 -	35.884	23.029	58.913	73.81	1.492	11:44:43.431
9 -	34.516	23.730	58.246	74.65	0.825	11:45:41.677
10 -	35.547	23.144	58.691	74.09	1.270	11:46:40.368

P15 18 GP Peter BASILE			Yamaha Spondon TZ250B - PGB Motorcycles Ltd			
IDEAL LAP TIME : 57.036		BEST LAP TIME : 57.674		DIFFERENCE : 0.638		
LAP	SECTOR 1	SECTOR 2	LAP TIME	MPH	DIFF	TIME OF DAY
1 -	41.803	24.338	1:06.141	65.74	8.467	11:38:24.532
2 -	38.595	23.055	1:01.650	70.53	3.976	11:39:26.182
3 -	35.588	22.794	58.382	74.48	0.708	11:40:24.564
4 -	34.850	23.687	58.537	74.28	0.863	11:41:23.101
5 -	35.737	24.568	1:00.305	72.11	2.631	11:42:23.406
6 -	35.613	23.823	59.436	73.16	1.762	11:43:22.842
7 -	38.416	23.149	1:01.565	70.63	3.891	11:44:24.407
8 -	35.445	22.900	58.345 (3)	74.53	0.671	11:45:22.752
9 -	34.600	23.270	57.870 (2)	75.14	0.196	11:46:20.622
10 -	34.242	23.432	57.674 (1)	75.39		11:47:18.296
11 -	35.994	22.848	58.842	73.90	1.168	11:48:17.138

P16 76 GPF Chris ROGERS			Honda RS 125 -			
IDEAL LAP TIME : 57.879		BEST LAP TIME : 57.879		DIFFERENCE : 0.000		
LAP	SECTOR 1	SECTOR 2	LAP TIME	MPH	DIFF	TIME OF DAY
1 -	39.010	23.255	1:02.265 (3)	69.84	4.386	11:37:45.776
2 -	35.837	23.812	59.649 (2)	72.90	1.770	11:38:45.425
3 -	35.100	22.779	57.879 (1)	75.13		11:39:43.304

P17 42 GP Peter THORNE			Harris Decorite - Aspire Classic Restorations			
IDEAL LAP TIME : 57.996		BEST LAP TIME : 57.996		DIFFERENCE : 0.000		
LAP	SECTOR 1	SECTOR 2	LAP TIME	MPH	DIFF	TIME OF DAY
1 -	45.270	25.781	1:11.051	61.20	13.055	11:38:12.714
2 -	38.395	24.237	1:02.632	69.43	4.636	11:39:15.346
3 -	36.847	23.630	1:00.477	71.90	2.481	11:40:15.823
4 -	36.437	23.151	59.588	72.97	1.592	11:41:15.411
5 -	36.043	24.284	1:00.327	72.08	2.331	11:42:15.738
6 -	36.543	23.591	1:00.134	72.31	2.138	11:43:15.872
7 -	36.016	23.751	59.767	72.75	1.771	11:44:15.639
8 -	35.613	22.758	58.371 (2)	74.49	0.375	11:45:14.010
9 -	35.312	22.684	57.996 (1)	74.98		11:46:12.006
10 -	36.357	23.387	59.744	72.78	1.748	11:47:11.750
11 -	36.035	23.301	59.336 (3)	73.28	1.340	11:48:11.086

P18 25 R4 Matty WHELAN			Yamaha - Blueline Taxis Barnsley			
IDEAL LAP TIME : 58.003		BEST LAP TIME : 58.003		DIFFERENCE : 0.000		
LAP	SECTOR 1	SECTOR 2	LAP TIME	MPH	DIFF	TIME OF DAY
1 -	40.895	24.544	1:05.439	66.45	7.436	11:38:09.896
2 -	39.117	23.738	1:02.855	69.18	4.852	11:39:12.751
3 -	36.688	23.878	1:00.566	71.79	2.563	11:40:13.317
4 -	36.490	23.678	1:00.168	72.27	2.165	11:41:13.485
5 -	37.043	23.645	1:00.688	71.65	2.685	11:42:14.173
6 -	35.382	24.837	1:00.219	72.21	2.216	11:43:14.392
7 -	36.151	23.811	59.962 (3)	72.52	1.959	11:44:14.354
8 -	34.933	23.070	58.003 (1)	74.97		11:45:12.357
9 -	35.320	23.743	59.063 (2)	73.62	1.060	11:46:11.420
10 -	36.755	23.216	59.971	72.51	1.968	11:47:11.391
11 -	36.290	24.149	1:00.439	71.95	2.436	11:48:11.830

Weather / Track : Cloudy / Dry

Brands Hatch Indy
Circuit Length = 1.2079 miles
Start: 11:35 Flag 11:47 End: 11:48

BMCRC - MRO Championships 2015 - Rnd 1 @ Brands Hatch Indy

2-Stroke GP Series & EDlasia Rookie 400

QUALIFYING - SECTOR ANALYSIS

SECTOR 1 = FL to I1, SECTOR 2 = I1 to I2, SECTOR 3 = I2 to FL, DIFF = Difference To Personal Best Lap

P19 3 GP Tom BARRETT			Honda RS250 -			
IDEAL LAP TIME : 58.076		BEST LAP TIME : 58.077		DIFFERENCE : 0.001		
LAP	SECTOR 1	SECTOR 2	LAP TIME	MPH	DIFF	TIME OF DAY
1 -	43.082	23.947	1:07.029	64.87	8.952	11:38:15.503
2 -	36.309	24.538	1:00.847	71.46	2.770	11:39:16.350
3 -	36.251	23.893	1:00.144	72.30	2.067	11:40:16.494
4 -	37.743	24.408	1:02.151	69.96	4.074	11:41:18.645
5 -	35.440	23.829	59.269 (2)	73.37	1.192	11:42:17.914
6 -	38.550	24.362	1:02.912	69.12	4.835	11:43:20.826
7 -	37.680	23.056	1:00.736	71.59	2.659	11:44:21.562
8 -	37.226	23.368	1:00.594	71.76	2.517	11:45:22.156
9 -	35.052	23.025	58.077 (1)	74.87		11:46:20.233
10 -	36.359	23.634	59.993 (3)	72.48	1.916	11:47:20.226
11 -	38.244	23.024	1:01.268	70.97	3.191	11:48:21.494

P20 16 GPF Daniel WALLING			Honda RS125 - JD Services			
IDEAL LAP TIME : 58.181		BEST LAP TIME : 58.576		DIFFERENCE : 0.395		
LAP	SECTOR 1	SECTOR 2	LAP TIME	MPH	DIFF	TIME OF DAY
1 -	41.728	25.641	1:07.369	64.54	8.793	11:37:53.108
2 -	39.331	23.899	1:03.230	68.77	4.654	11:38:56.338
3 -	36.557	23.908	1:00.465	71.91	1.889	11:39:56.803
4 -	36.057	23.789	59.846	72.66	1.270	11:40:56.649
5 -	37.460	23.301	1:00.761	71.56	2.185	11:41:57.410
6 -	35.851	23.569	59.420	73.18	0.844	11:42:56.830
7 -	36.218	23.628	59.846	72.66	1.270	11:43:56.676
8 -	35.627	23.349	58.976	73.73	0.400	11:44:55.652
9 -	35.200	23.447	58.647 (2)	74.14	0.071	11:45:54.299
10 -	35.082	23.694	58.776 (3)	73.98	0.200	11:46:53.075
11 -	34.880	23.696	58.576 (1)	74.23		11:47:51.651

P21 23 R4 Tham EVANS			Honda -			
IDEAL LAP TIME : 59.090		BEST LAP TIME : 59.090		DIFFERENCE : 0.000		
LAP	SECTOR 1	SECTOR 2	LAP TIME	MPH	DIFF	TIME OF DAY
1 -	39.532	25.299	1:04.831	67.07	5.741	11:38:09.303
2 -	38.152	24.845	1:02.997	69.02	3.907	11:39:12.300
3 -	36.405	24.109	1:00.514	71.86	1.424	11:40:12.814
4 -	36.388	24.090	1:00.478	71.90	1.388	11:41:13.292
5 -	36.836	24.485	1:01.321	70.91	2.231	11:42:14.613
6 -	35.984	25.899	1:01.883	70.27	2.793	11:43:16.496
7 -	35.809	24.470	1:00.279	72.14	1.189	11:44:16.775
8 -	36.035	24.077	1:00.112 (3)	72.34	1.022	11:45:16.887
9 -	35.437	23.653	59.090 (1)	73.59		11:46:15.977
10 -	35.589	23.882	59.471 (2)	73.12	0.381	11:47:15.448
11 -	35.919	24.459	1:00.378	72.02	1.288	11:48:15.826

P22 9 GPF Connor THOMSON			Aprilia RS125 - Mark Christie / P&H Motorcycles			
IDEAL LAP TIME : 59.184		BEST LAP TIME : 59.184		DIFFERENCE : 0.000		
LAP	SECTOR 1	SECTOR 2	LAP TIME	MPH	DIFF	TIME OF DAY
1 -	40.900	27.000	1:07.900	64.04	8.716	11:38:04.899
2 -	37.974	24.892	1:02.866	69.17	3.682	11:39:07.765
3 -	38.409	25.501	1:03.910	68.04	4.726	11:40:11.675
4 -	36.372	24.765	1:01.137	71.12	1.953	11:41:12.812
5 -	36.573	24.501	1:01.074	71.20	1.890	11:42:13.886
6 -	35.651	24.828	1:00.479 (3)	71.90	1.295	11:43:14.365
7 -	36.923	24.539	1:01.462	70.75	2.278	11:44:15.827
8 -	36.670	24.431	1:01.101	71.17	1.917	11:45:16.928
9 -	35.419	23.765	59.184 (1)	73.47		11:46:16.112
10 -	37.539	24.975	1:02.514	69.56	3.330	11:47:18.626
11 -	35.741	23.993	59.734 (2)	72.79	0.550	11:48:18.360

Weather / Track : Cloudy / Dry

Brands Hatch Indy
Circuit Length = 1.2079 miles
Start: 11:35 Flag 11:47 End: 11:48

BMCRC - MRO Championships 2015 - Rnd 1 @ Brands Hatch Indy

2-Stroke GP Series & EDlasia Rookie 400

QUALIFYING - SECTOR ANALYSIS

SECTOR 1 = FL to I1, SECTOR 2 = I1 to I2, SECTOR 3 = I2 to FL, DIFF = Difference To Personal Best Lap

P23 78 GPF Virginia POWER			Kawasaki KR-1S 250 -			
IDEAL LAP TIME : 59.047		BEST LAP TIME : 59.185	DIFFERENCE : 0.138			
LAP	SECTOR 1	SECTOR 2	LAP TIME	MPH	DIFF	TIME OF DAY
1 -	39.923	25.025	1:04.948	66.95	5.763	11:38:07.379
2 -	36.532	23.534	1:00.066 (2)	72.39	0.881	11:39:07.445
3 -	38.003	23.874	1:01.877	70.27	2.692	11:40:09.322
4 -	36.464	25.587	1:02.051	70.08	2.866	11:41:11.373
5 -	36.903	23.516	1:00.419 (3)	71.97	1.234	11:42:11.792
6 -	37.133	25.914	1:03.047	68.97	3.862	11:43:14.839
7 -	36.883	24.650	1:01.533	70.67	2.348	11:44:16.372
8 -	36.379	24.470	1:00.849	71.46	1.664	11:45:17.221
9 -	36.000	23.185	59.185 (1)	73.47		11:46:16.406
10 -	36.850	25.244	1:02.094	70.03	2.909	11:47:18.500
11 -	38.009	23.047	1:01.056	71.22	1.871	11:48:19.556

P24 117 GPF Paul HENSON			Yamaha TZR250 -			
IDEAL LAP TIME : 59.115		BEST LAP TIME : 59.244	DIFFERENCE : 0.129			
LAP	SECTOR 1	SECTOR 2	LAP TIME	MPH	DIFF	TIME OF DAY
1 -	43.841	26.916	1:10.757	61.45	11.513	11:37:54.939
2 -	42.459	26.179	1:08.638	63.35	9.394	11:39:03.577
3 -	37.744	24.920	1:02.664	69.39	3.420	11:40:06.241
4 -	36.412	23.748	1:00.160	72.28	0.916	11:41:06.401
5 -	36.630	24.066	1:00.696	71.64	1.452	11:42:07.097
6 -	37.046	23.870	1:00.916	71.38	1.672	11:43:08.013
7 -	37.301	23.770	1:01.071	71.20	1.827	11:44:09.084
8 -	35.831	23.413	59.244 (1)	73.40		11:45:08.328
9 -	36.486	25.196	1:01.682	70.50	2.438	11:46:10.010
10 -	36.256	23.324	59.580 (2)	72.98	0.336	11:47:09.590
11 -	35.791	23.930	59.721 (3)	72.81	0.477	11:48:09.311

P25 82 GPF Mark TAYLOR			Yamaha TZ125 - Aspire Restorations			
IDEAL LAP TIME : 59.252		BEST LAP TIME : 59.252	DIFFERENCE : 0.000			
LAP	SECTOR 1	SECTOR 2	LAP TIME	MPH	DIFF	TIME OF DAY
1 -	40.693	26.838	1:07.531	64.39	8.279	11:38:04.462
2 -	37.664	24.261	1:01.925	70.22	2.673	11:39:06.387
3 -	36.823	23.858	1:00.681	71.66	1.429	11:40:07.068
4 -	38.392	24.740	1:03.132	68.88	3.880	11:41:10.200
5 -	35.817	23.435	59.252 (1)	73.39		11:42:09.452
6 -	36.275	23.632	59.907 (3)	72.58	0.655	11:43:09.359
7 -	37.342	23.761	1:01.103	71.16	1.851	11:44:10.462
8 -	36.614	24.310	1:00.924	71.37	1.672	11:45:11.386
9 -	36.060	23.720	59.780 (2)	72.74	0.528	11:46:11.166
10 -	36.184	24.104	1:00.288	72.13	1.036	11:47:11.454
11 -	36.814	24.215	1:01.029	71.25	1.777	11:48:12.483

P26 12 GP John HIORNS			Yamaha TZ350G - Dick Hiorns			
IDEAL LAP TIME : 59.681		BEST LAP TIME : 59.681	DIFFERENCE : 0.000			
LAP	SECTOR 1	SECTOR 2	LAP TIME	MPH	DIFF	TIME OF DAY
1 -	43.673	25.421	1:09.094	62.93	9.413	11:38:17.071
2 -	38.701	24.645	1:03.346	68.64	3.665	11:39:20.417
3 -	37.609	23.654	1:01.263	70.98	1.582	11:40:21.680
4 -	36.967	24.309	1:01.276	70.96	1.595	11:41:22.956
5 -	36.843	24.101	1:00.944 (3)	71.35	1.263	11:42:23.900
6 -	38.308	25.970	1:04.278	67.65	4.597	11:43:28.178
7 -	38.735	24.140	1:02.875	69.16	3.194	11:44:31.053
8 -	38.435	23.480	1:01.915	70.23	2.234	11:45:32.968
9 -	36.964	24.389	1:01.353	70.87	1.672	11:46:34.321
10 -	36.777	23.588	1:00.365 (2)	72.03	0.684	11:47:34.686
11 -	36.298	23.383	59.681 (1)	72.86		11:48:34.367

Weather / Track : Cloudy / Dry

Brands Hatch Indy
Circuit Length = 1.2079 miles
Start: 11:35 Flag 11:47 End: 11:48

BMCRC - MRO Championships 2015 - Rnd 1 @ Brands Hatch Indy

2-Stroke GP Series & EDlasia Rookie 400

QUALIFYING - SECTOR ANALYSIS

SECTOR 1 = FL to I1, SECTOR 2 = I1 to I2, SECTOR 3 = I2 to FL, DIFF = Difference To Personal Best Lap

P27 7 GP Paul STREETS		Suzuki RG500 - Phil Lovett Engineering				
IDEAL LAP TIME : 59.853		BEST LAP TIME : 59.853		DIFFERENCE : 0.000		
LAP	SECTOR 1	SECTOR 2	LAP TIME	MPH	DIFF	TIME OF DAY
1 -	40.571	26.054	1:06.625	65.26	6.772	11:38:19.909
2 -	37.562	23.737	1:01.299	70.94	1.446	11:39:21.208
3 -	36.980	23.857	1:00.837	71.47	0.984	11:40:22.045
4 -	36.494	23.719	1:00.213 (3)	72.22	0.360	11:41:22.258
5 -	36.343	23.510	59.853 (1)	72.65		11:42:22.111
6 -	36.627	23.564	1:00.191 (2)	72.24	0.338	11:43:22.302

P28 88 GPF Michael STANLEY		Yamaha TZR -				
IDEAL LAP TIME : 59.137		BEST LAP TIME : 1:00.594		DIFFERENCE : 1.457		
LAP	SECTOR 1	SECTOR 2	LAP TIME	MPH	DIFF	TIME OF DAY
1 -	42.190	26.143	1:08.333	63.63	7.739	11:38:17.993
2 -	37.548	24.627	1:02.175 (3)	69.94	1.581	11:39:20.168
3 -	37.033	23.696	1:00.729 (2)	71.60	0.135	11:40:20.897
4 -	35.441	25.153	1:00.594 (1)	71.76		11:41:21.491
5 -	36.000	29.178	1:05.178	66.71	4.584	11:42:26.669

P29 81 R4 Scott GRANT		Yamaha -				
IDEAL LAP TIME : 1:00.684		BEST LAP TIME : 1:00.684		DIFFERENCE : 0.000		
LAP	SECTOR 1	SECTOR 2	LAP TIME	MPH	DIFF	TIME OF DAY
1 -	45.301	27.130	1:12.431	60.03	11.747	11:38:24.696
2 -	41.039	25.798	1:06.837	65.06	6.153	11:39:31.533
3 -	38.390	25.256	1:03.646	68.32	2.962	11:40:35.179
4 -	37.681	25.725	1:03.406	68.58	2.722	11:41:38.585
5 -	37.345	25.296	1:02.641	69.42	1.957	11:42:41.226
6 -	38.195	25.257	1:03.452	68.53	2.768	11:43:44.678
7 -	38.932	25.719	1:04.651	67.26	3.967	11:44:49.329
8 -	36.634	24.562	1:01.196 (3)	71.06	0.512	11:45:50.525
9 -	36.423	24.360	1:00.783 (2)	71.54	0.099	11:46:51.308
10 -	36.419	24.265	1:00.684 (1)	71.65		11:47:51.992

P30 55 R4 Nick COOPER		Aprilia - Skint Racing				
IDEAL LAP TIME : 1:00.708		BEST LAP TIME : 1:00.742		DIFFERENCE : 0.034		
LAP	SECTOR 1	SECTOR 2	LAP TIME	MPH	DIFF	TIME OF DAY
1 -	OUTLAP	25.811	1:16.215	57.05	15.473	11:38:51.716
2 -	38.177	24.449	1:02.626	69.43	1.884	11:39:54.342
3 -	37.748	24.443	1:02.191	69.92	1.449	11:40:56.533
4 -	37.934	24.809	1:02.743	69.30	2.001	11:41:59.276
5 -	38.092	25.424	1:03.516	68.46	2.774	11:43:02.792
6 -	38.162	24.272	1:02.434	69.65	1.692	11:44:05.226
7 -	36.973	24.261	1:01.234 (2)	71.01	0.492	11:45:06.460
8 -	38.100	25.364	1:03.464	68.52	2.722	11:46:09.924
9 -	36.798	23.944	1:00.742 (1)	71.59		11:47:10.666
10 -	36.764	24.495	1:01.259 (3)	70.98	0.517	11:48:11.925

P31 5 GPF Harry KAY		Suzuki RGV250 -				
IDEAL LAP TIME : 1:00.881		BEST LAP TIME : 1:00.881		DIFFERENCE : 0.000		
LAP	SECTOR 1	SECTOR 2	LAP TIME	MPH	DIFF	TIME OF DAY
1 -	41.446	25.570	1:07.016	64.88	6.135	11:37:50.116
2 -	39.475	25.121	1:04.596	67.32	3.715	11:38:54.712
3 -	37.733	24.337	1:02.070	70.05	1.189	11:39:56.782
4 -	37.474	24.611	1:02.085	70.04	1.204	11:40:58.867
5 -	37.913	24.099	1:02.012 (3)	70.12	1.131	11:42:00.879
6 -	38.769	24.805	1:03.574	68.40	2.693	11:43:04.453
7 -	38.579	24.272	1:02.851	69.18	1.970	11:44:07.304
8 -	36.866	24.015	1:00.881 (1)	71.42		11:45:08.185
9 -	36.935	24.840	1:01.775 (2)	70.39	0.894	11:46:09.960

Weather / Track : Cloudy / Dry

Brands Hatch Indy
Circuit Length = 1.2079 miles
Start: 11:35 Flag 11:47 End: 11:48

BMCRC - MRO Championships 2015 - Rnd 1 @ Brands Hatch Indy

2-Stroke GP Series & EDlasia Rookie 400

QUALIFYING - SECTOR ANALYSIS

SECTOR 1 = FL to I1, SECTOR 2 = I1 to I2, SECTOR 3 = I2 to FL, DIFF = Difference To Personal Best Lap
 10 - 38.828 25.078 1:03.906 68.04 3.025 11:47:13.866

P32 57 R4 Paul FISHER			Kawasaki -			
IDEAL LAP TIME : 1:00.729		BEST LAP TIME : 1:00.941		DIFFERENCE : 0.212		
LAP	SECTOR 1	SECTOR 2	LAP TIME	MPH	DIFF	TIME OF DAY
1 -	41.697	24.939	1:06.636	65.25	5.695	11:38:08.178
2 -	41.140	24.010	1:05.150	66.74	4.209	11:39:13.328
3 -	37.439	24.110	1:01.549	70.65	0.608	11:40:14.877
4 -	37.777	23.576	1:01.353 (3)	70.87	0.412	11:41:16.230
5 -	37.280	24.087	1:01.367	70.86	0.426	11:42:17.597
6 -	37.771	24.096	1:01.867	70.28	0.926	11:43:19.464
7 -	41.162	23.739	1:04.901	67.00	3.960	11:44:24.365
8 -	37.424	23.844	1:01.268 (2)	70.97	0.327	11:45:25.633
9 -	37.828	23.826	1:01.654	70.53	0.713	11:46:27.287
10 -	37.153	23.788	1:00.941 (1)	71.35		11:47:28.228
11 -	39.386	23.802	1:03.188	68.82	2.247	11:48:31.416

P33 41 GPF Paul BOWLING			Yamaha TZX - Ice Watch Ltd			
IDEAL LAP TIME : 1:01.117		BEST LAP TIME : 1:01.117		DIFFERENCE : 0.000		
LAP	SECTOR 1	SECTOR 2	LAP TIME	MPH	DIFF	TIME OF DAY
1 -	40.601	25.520	1:06.121	65.76	5.004	11:37:44.154
2 -	40.912	25.522	1:06.434	65.45	5.317	11:38:50.588
3 -	38.289	24.985	1:03.274	68.72	2.157	11:39:53.862
4 -	37.871	24.533	1:02.404	69.68	1.287	11:40:56.266
5 -	38.840	24.922	1:03.762	68.20	2.645	11:42:00.028
6 -	40.816	25.594	1:06.410	65.48	5.293	11:43:06.438
7 -	38.256	24.095	1:02.351	69.74	1.234	11:44:08.789
8 -	37.134	23.983	1:01.117 (1)	71.15		11:45:09.906
9 -	37.159	24.174	1:01.333 (2)	70.90	0.216	11:46:11.239
10 -	39.628	24.174	1:03.802	68.15	2.685	11:47:15.041
11 -	38.065	23.989	1:02.054 (3)	70.07	0.937	11:48:17.095

P34 85 GPF Andrew WALES			MZ ETZ 250 - Illuminated Design Ltd			
IDEAL LAP TIME : 1:01.065		BEST LAP TIME : 1:01.121		DIFFERENCE : 0.056		
LAP	SECTOR 1	SECTOR 2	LAP TIME	MPH	DIFF	TIME OF DAY
1 -	41.091	26.095	1:07.186	64.72	6.065	11:37:52.090
2 -	37.906	25.417	1:03.323	68.67	2.202	11:38:55.413
3 -	38.536	24.468	1:03.004	69.02	1.883	11:39:58.417
4 -	36.847	24.432	1:01.279 (2)	70.96	0.158	11:40:59.696
5 -	36.936	24.627	1:01.563	70.63	0.442	11:42:01.259
6 -	41.802	25.551	1:07.353	64.56	6.232	11:43:08.612
7 -	39.663	24.455	1:04.118	67.82	2.997	11:44:12.730
8 -	37.121	24.384	1:01.505 (3)	70.70	0.384	11:45:14.235
9 -	36.903	24.218	1:01.121 (1)	71.14		11:46:15.356
10 -	37.764	24.774	1:02.538	69.53	1.417	11:47:17.894

P35 55 GPF Philip SHOEBRIDGE			Suzuki RGV250 -			
IDEAL LAP TIME :		BEST LAP TIME : 1:02.085		DIFFERENCE :		
LAP	SECTOR 1	SECTOR 2	LAP TIME	MPH	DIFF	TIME OF DAY
1 -			1:07.388	64.53	5.303	11:39:02.924
2 -			1:04.761	67.14	2.676	11:40:07.685
3 -			1:04.504	67.41	2.419	11:41:12.189
4 -			1:04.805	67.10	2.720	11:42:16.994
5 -			1:05.451	66.44	3.366	11:43:22.445
6 -			1:05.356	66.53	3.271	11:44:27.801
7 -			1:02.394 (2)	69.69	0.309	11:45:30.195
8 -			1:02.659 (3)	69.40	0.574	11:46:32.854
9 -			1:02.085 (1)	70.04		11:47:34.939

Weather / Track : Cloudy / Dry

Brands Hatch Indy
 Circuit Length = 1.2079 miles
 Start: 11:35 Flag 11:47 End: 11:48

BMCRC - MRO Championships 2015 - Rnd 1 @ Brands Hatch Indy

2-Stroke GP Series & EDlasia Rookie 400

QUALIFYING - SECTOR ANALYSIS

SECTOR 1 = FL to I1, SECTOR 2 = I1 to I2, SECTOR 3 = I2 to FL, DIFF = Difference To Personal Best Lap

P36 83 GPF Pete GIBSON			Aprilia RS250 -			
IDEAL LAP TIME : 1:01.923		BEST LAP TIME : 1:02.184		DIFFERENCE : 0.261		
LAP	SECTOR 1	SECTOR 2	LAP TIME	MPH	DIFF	TIME OF DAY
1 -	45.161	28.738	1:13.899	58.84	11.715	11:38:29.145
2 -	41.641	26.097	1:07.738	64.19	5.554	11:39:36.883
3 -	41.411	26.370	1:07.781	64.15	5.597	11:40:44.664
4 -	38.727	24.600	1:03.327	68.66	1.143	11:41:47.991
5 -	38.990	25.347	1:04.337	67.59	2.153	11:42:52.328
6 -	39.674	25.030	1:04.704	67.20	2.520	11:43:57.032
7 -	38.599	24.461	1:03.060	68.95	0.876	11:45:00.092
8 -	38.245	24.058	1:02.303 (2)	69.79	0.119	11:46:02.395
9 -	37.865	24.319	1:02.184 (1)	69.93		11:47:04.579
10 -	38.104	24.688	1:02.792 (3)	69.25	0.608	11:48:07.371

P37 17 R4 Kieran BOYCE			Honda -			
IDEAL LAP TIME : 1:02.424		BEST LAP TIME : 1:02.470		DIFFERENCE : 0.046		
LAP	SECTOR 1	SECTOR 2	LAP TIME	MPH	DIFF	TIME OF DAY
1 -	44.597	27.357	1:11.954	60.43	9.484	11:37:54.815
2 -	41.400	25.625	1:07.025	64.88	4.555	11:39:01.840
3 -	39.114	25.405	1:04.519	67.40	2.049	11:40:06.359
4 -	38.570	26.029	1:04.599	67.31	2.129	11:41:10.958
5 -	39.526	26.019	1:05.545	66.34	3.075	11:42:16.503
6 -	39.540	25.265	1:04.805	67.10	2.335	11:43:21.308
7 -	40.266	24.550	1:04.816	67.09	2.346	11:44:26.124
8 -	37.874	24.596	1:02.470 (1)	69.61		11:45:28.594
9 -	40.313	24.796	1:05.109	66.78	2.639	11:46:33.703
10 -	38.540	24.885	1:03.425 (2)	68.56	0.955	11:47:37.128
11 -	39.136	24.837	1:03.973 (3)	67.97	1.503	11:48:41.101

P38 60 GPF Ian READ			Suzuki GT380 - Riggs Engineering			
IDEAL LAP TIME : 1:04.554		BEST LAP TIME : 1:04.982		DIFFERENCE : 0.428		
LAP	SECTOR 1	SECTOR 2	LAP TIME	MPH	DIFF	TIME OF DAY
1 -	41.293	25.876	1:07.169	64.74	2.187	11:38:15.276
2 -	39.171	26.256	1:05.427 (3)	66.46	0.445	11:39:20.703
3 -	39.312	26.070	1:05.382 (2)	66.51	0.400	11:40:26.085
4 -	38.678	26.304	1:04.982 (1)	66.92		11:41:31.067
5 -	39.148	26.428	1:05.576	66.31	0.594	11:42:36.643
6 -	40.030	26.276	1:06.306	65.58	1.324	11:43:42.949
7 -	40.301	26.224	1:06.525	65.36	1.543	11:44:49.474
8 -	39.626	26.465	1:06.091	65.79	1.109	11:45:55.565
9 -	39.494	26.480	1:05.974	65.91	0.992	11:47:01.539
10 -	39.644	26.326	1:05.970	65.91	0.988	11:48:07.509

P39 104 R4 David OGDEN			Yamaha -			
IDEAL LAP TIME : 1:05.811		BEST LAP TIME : 1:06.212		DIFFERENCE : 0.401		
LAP	SECTOR 1	SECTOR 2	LAP TIME	MPH	DIFF	TIME OF DAY
1 -	46.007	27.657	1:13.664	59.03	7.452	11:37:56.649
2 -	42.614	26.492	1:09.106	62.92	2.894	11:39:05.755
3 -	41.579	26.482	1:08.061	63.89	1.849	11:40:13.816
4 -	41.011	26.769	1:07.780	64.15	1.568	11:41:21.596
5 -	40.422	26.490	1:06.912 (2)	64.98	0.700	11:42:28.508
6 -	44.037	28.476	1:12.513	59.96	6.301	11:43:41.021
7 -	41.608	26.646	1:08.254	63.71	2.042	11:44:49.275
8 -	40.823	25.389	1:06.212 (1)	65.67		11:45:55.487
9 -	40.607	26.352	1:06.959 (3)	64.94	0.747	11:47:02.446
10 -	41.587	26.335	1:07.922	64.02	1.710	11:48:10.368

Weather / Track : Cloudy / Dry

Brands Hatch Indy
Circuit Length = 1.2079 miles
Start: 11:35 Flag 11:47 End: 11:48

BMCRC - MRO Championships 2015 - Rnd 1 @ Brands Hatch Indy

2-Stroke GP Series & EDlasia Rookie 400

QUALIFYING - SECTOR ANALYSIS

SECTOR 1 = FL to I1, SECTOR 2 = I1 to I2, SECTOR 3 = I2 to FL, DIFF = Difference To Personal Best Lap

P40 80 R4 Scott ALLOTT			Suzuki -			
IDEAL LAP TIME : 1:06.335		BEST LAP TIME : 1:06.361		DIFFERENCE : 0.026		
LAP	SECTOR 1	SECTOR 2	LAP TIME	MPH	DIFF	TIME OF DAY
1 -	44.696	27.604	1:12.300	60.14	5.939	11:37:53.163
2 -	43.552	26.844	1:10.396	61.77	4.035	11:39:03.559
3 -	42.326	26.567	1:08.893	63.12	2.532	11:40:12.452
4 -	40.497	25.864	1:06.361 (1)	65.52		11:41:18.813
5 -	40.831	26.901	1:07.732	64.20	1.371	11:42:26.545
6 -	41.931	26.854	1:08.785	63.22	2.424	11:43:35.330
7 -	41.361	26.296	1:07.657	64.27	1.296	11:44:42.987
8 -	41.750	26.208	1:07.958	63.98	1.597	11:45:50.945
9 -	40.593	26.021	1:06.614 (2)	65.28	0.253	11:46:57.559
10 -	41.296	25.838	1:07.134 (3)	64.77	0.773	11:48:04.693

P41 123 R4 Heather BELCHER			Kawasaki -			
IDEAL LAP TIME : 1:06.471		BEST LAP TIME : 1:06.792		DIFFERENCE : 0.321		
LAP	SECTOR 1	SECTOR 2	LAP TIME	MPH	DIFF	TIME OF DAY
1 -	48.443	29.532	1:17.975	55.76	11.183	11:38:06.479
2 -	44.588	27.680	1:12.268	60.17	5.476	11:39:18.747
3 -	43.881	27.205	1:11.086	61.17	4.294	11:40:29.833
4 -	42.477	26.842	1:09.319	62.73	2.527	11:41:39.152
5 -	41.984	26.913	1:08.897	63.11	2.105	11:42:48.049
6 -	42.442	25.927	1:08.369 (3)	63.60	1.577	11:43:56.418
7 -	41.152	26.155	1:07.307 (2)	64.60	0.515	11:45:03.725
8 -	40.544	26.248	1:06.792 (1)	65.10		11:46:10.517
9 -	41.190	27.283	1:08.473	63.50	1.681	11:47:18.990
10 -	41.651	27.096	1:08.747	63.25	1.955	11:48:27.737

P42 36 R4 Mathew COLE			Kawasaki - Hampshire Hypnotherapy			
IDEAL LAP TIME : 1:08.683		BEST LAP TIME : 1:09.441		DIFFERENCE : 0.758		
LAP	SECTOR 1	SECTOR 2	LAP TIME	MPH	DIFF	TIME OF DAY
1 -	47.088	29.405	1:16.493	56.84	7.052	11:38:21.365
2 -	43.717	28.579	1:12.296	60.14	2.855	11:39:33.661
3 -	42.967	28.629	1:11.596	60.73	2.155	11:40:45.257
4 -	41.708	27.876	1:09.584 (2)	62.49	0.143	11:41:54.841
5 -	43.910	29.063	1:12.973	59.59	3.532	11:43:07.814
6 -	42.545	28.124	1:10.669	61.53	1.228	11:44:18.483
7 -	42.058	27.383	1:09.441 (1)	62.62		11:45:27.924
8 -	41.300	28.294	1:09.594 (3)	62.48	0.153	11:46:37.518
9 -	41.892	27.859	1:09.751	62.34	0.310	11:47:47.269

P43 134 R4 Debbie PETTET			Kawasaki - Chris Pettet			
IDEAL LAP TIME : 1:11.915		BEST LAP TIME : 1:12.744		DIFFERENCE : 0.829		
LAP	SECTOR 1	SECTOR 2	LAP TIME	MPH	DIFF	TIME OF DAY
1 -	47.415	29.173	1:16.588	56.77	3.844	11:38:23.651
2 -	45.514	28.423	1:13.937	58.81	1.193	11:39:37.588
3 -	45.683	27.990	1:13.673	59.02	0.929	11:40:51.261
4 -	44.262	28.482	1:12.744 (1)	59.77		11:42:04.005
5 -	44.474	28.903	1:13.377	59.26	0.633	11:43:17.382
6 -	44.862	28.289	1:13.151 (3)	59.44	0.407	11:44:30.533
7 -	43.925	28.837	1:12.762 (2)	59.76	0.018	11:45:43.295
8 -	44.698	28.655	1:13.353	59.28	0.609	11:46:56.648
9 -	45.164	28.835	1:13.999	58.76	1.255	11:48:10.647

P44 21 GP Harry TRUELOVE			Yamaha TZ250 -			
IDEAL LAP TIME :		BEST LAP TIME :		DIFFERENCE :		
LAP	SECTOR 1	SECTOR 2	LAP TIME	MPH	DIFF	TIME OF DAY
1 -	OUTLAP	24.383	1:05.358	66.53		11:42:06.948

Weather / Track : Cloudy / Dry

Brands Hatch Indy
Circuit Length = 1.2079 miles
Start: 11:35 Flag 11:47 End: 11:48

BMCRC - MRO Championships 2015 - Rnd 1 @ Brands Hatch Indy

2-Stroke GP Series & EDlasia Rookie 400

QUALIFYING - BEST SECTORS

SECTOR 1				SECTOR 2				IDEAL / BEST COMPARISON				
POS	NO	NAME	TIME	NO	NAME	TIME	POS	NO	NAME	IDEAL	BEST	DIFF
									PERFECT LAP	53.022		
1	30	STIMPSON	31.991	30	STIMPSON	21.031	1	30	STIMPSON	53.022	53.038	0.016
2	6	BARBER	32.004	95	TRUELOVE	21.175	2	6	BARBER	53.324	53.324	0.000
3	95	TRUELOVE	32.289	6	BARBER	21.320	3	95	TRUELOVE	53.464	53.464	0.000
4	17	IMBERG	32.291	20	DORSET	21.649	4	17	IMBERG	54.242	54.454	0.212
5	13	FYSON	32.933	19	KNIGHT	21.682	5	13	FYSON	55.112	55.531	0.419
6	36	PIRIE	33.426	17	IMBERG	21.951	6	20	DORSET	55.118	55.450	0.332
7	20	DORSET	33.469	125	MILES	22.081	7	19	KNIGHT	55.240	55.240	0.000
8	19	KNIGHT	33.558	36	PIRIE	22.144	8	36	PIRIE	55.570	55.570	0.000
9	96	SWARBRICK	33.751	13	FYSON	22.179	9	125	MILES	55.987	56.388	0.401
10	23	LLEWELLYN	33.755	96	SWARBRICK	22.382	10	96	SWARBRICK	56.133	56.133	0.000
11	52	DOWLING	33.764	40	CAMPS	22.436	11	23	LLEWELLYN	56.191	56.898	0.707
12	125	MILES	33.906	23	LLEWELLYN	22.453	12	52	DOWLING	56.236	56.657	0.421
13	18	BASILE	34.242	40	CAMPS	22.472	13	18	BASILE	57.036	57.674	0.638
14	61	FOOKS	34.516	52	DOWLING	22.682	14	61	FOOKS	57.198	57.421	0.223
15	40	CAMPS	34.761	61	FOOKS	22.684	15	40	CAMPS	57.214	57.247	0.033
16	16	WALLING	34.880	42	THORNE	22.779	16	76	ROGERS	57.879	57.879	0.000
17	25	WHELAN	34.933	76	ROGERS	22.794	17	42	THORNE	57.996	57.996	0.000
18	3	BARRETT	35.052	18	BASILE	23.024	18	25	WHELAN	58.003	58.003	0.000
19	76	ROGERS	35.100	3	BARRETT	23.047	19	3	BARRETT	58.076	58.077	0.001
20	42	THORNE	35.312	78	POWER	23.070	20	16	WALLING	58.181	58.576	0.395
21	9	THOMSON	35.419	25	WHELAN	23.301	21	78	POWER	59.047	59.185	0.138
22	23	EVANS	35.437	16	WALLING	23.324	22	23	EVANS	59.090	59.090	0.000
23	88	STANLEY	35.441	117	HENSON	23.383	23	88	STANLEY	59.115	59.244	0.129
24	117	HENSON	35.791	12	HIORNS	23.435	24	117	HENSON	59.137	1:00.594	1.457
25	82	TAYLOR	35.817	82	TAYLOR	23.510	25	9	THOMSON	59.184	59.184	0.000
26	78	POWER	36.000	7	STREETS	23.576	26	82	TAYLOR	59.252	59.252	0.000
27	12	HIORNS	36.298	57	FISHER	23.653	27	12	HIORNS	59.681	59.681	0.000
28	7	STREETS	36.343	23	EVANS	23.696	28	7	STREETS	59.853	59.853	0.000
29	81	GRANT	36.419	88	STANLEY	23.765	29	81	GRANT	1:00.684	1:00.684	0.000
30	55	COOPER	36.764	9	THOMSON	23.944	30	55	COOPER	1:00.708	1:00.742	0.034
31	85	WALES	36.847	55	COOPER	23.983	31	57	FISHER	1:00.729	1:00.941	0.212
32	5	KAY	36.866	41	BOWLING	24.015	32	5	KAY	1:00.881	1:00.881	0.000
33	41	BOWLING	37.134	5	KAY	24.058	33	85	WALES	1:01.065	1:01.121	0.056
34	57	FISHER	37.153	83	GIBSON	24.218	34	41	BOWLING	1:01.117	1:01.117	0.000
35	83	GIBSON	37.865	85	WALES	24.265	35	83	GIBSON	1:01.923	1:02.184	0.261
36	17	BOYCE	37.874	81	GRANT	24.383	36	17	BOYCE	1:02.424	1:02.470	0.046
37	60	READ	38.678	21	TRUELOVE	24.550	37	60	READ	1:04.554	1:04.982	0.428
38	104	OGDEN	40.422	17	BOYCE	25.389	38	104	OGDEN	1:05.811	1:06.212	0.401
39	80	ALLOTT	40.497	104	OGDEN	25.838	39	80	ALLOTT	1:06.335	1:06.361	0.026
40	123	BELCHER	40.544	80	ALLOTT	25.876	40	123	BELCHER	1:06.471	1:06.792	0.321
41	36	COLE	41.300	60	READ	25.927	41	36	COLE	1:08.683	1:09.441	0.758
42	134	PETTET	43.925	123	BELCHER	27.383	42	134	PETTET	1:11.915	1:12.744	0.829
43				36	COLE	27.990	43	21	TRUELOVE			
44				134	PETTET		44	55	SHOEBRIDGE		1:02.085	

Weather / Track : Cloudy / Dry

Results can be found at www.tsl-timing.com

Brands Hatch Indy
Circuit Length = 1.2079 miles
Start: 11:35 Flag 11:47 End: 11:48

Printed - 11:52 Saturday, 28 March 2015

BMCRC - MRO Championships 2015 - Rnd 1 @ Brands Hatch Indy

BMCRC Rookie Minitwins & EDlasia Rookie 400

RACE 4 - CLASSIFICATION - AMENDED



CLASS : R4

POS	NO	CL	NAME	ENTRY	LAPS	TIME	GAP	DIFF	MPH	BEST	ON
1	25	R4	Matty WHELAN	Yamaha - Blueline Taxis Barnsley	11	11:26.715			69.65	57.706	9
2	23	R4	Tham EVANS	Honda -	11	11:31.821	1 Lap	5.106	69.14	59.199	5
3	57	R4	Paul FISHER	Kawasaki -	11	11:34.383	1 Lap	2.562	68.88	59.635	11
4	55	R4	Nick COOPER	Aprilia - Skint Racing	11	11:42.220	1 Lap	3.652	68.11	59.914	11
5	81	R4	Scott GRANT	Yamaha -	11	11:42.381	1 Lap	0.161	68.10	59.681	7
6	183	R4	Pete GIBSON	Aprilia -	11	11:51.464	1 Lap	9.083	67.23	1:00.912	6
7	17	R4	Kieran BOYCE	Honda -	10	10:59.934	2 Laps	1 Lap	65.89	1:01.761	8
8	104	R4	David OGDEN	Yamaha -	10	11:26.413	2 Laps	26.479	63.35	1:04.746	7
9	80	R4	Scott ALLOTT	Suzuki -	10	11:30.541	2 Laps	4.128	62.97	1:04.050	7
10	123	R4	Heather BELCHER	Kawasaki -	10	11:51.292	2 Laps	20.751	61.13	1:06.832	3
11	36	R4	Mathew COLE	Kawasaki - Hampshire Hypnotherapy	9	10:55.693	3 Laps	1 Lap	59.68	1:08.363	9
12	134	R4	Debbie PETTET	Kawasaki - Chris Pettet	9	11:05.569	3 Laps	3.802	58.80	1:09.014	2

CLASS : RMT

POS	NO	CL	NAME	ENTRY	LAPS	TIME	GAP	DIFF	MPH	BEST	ON
1	139	RMT	Byron KIRK	Suzuki -	12	10:57.079			79.41	53.578	2
2	68	RMT	Thomas EUSTACE	Suzuki - More moto	12	11:10.637	13.558	13.558	77.81	53.784	2
3	90	RMT	Kurt GIGNEY	Suzuki -	12	11:37.888	40.809	27.251	74.77	56.994	12
4	192	RMT	Daniel MOFFA	Suzuki - Forest Stump	12	11:42.398	45.319	4.510	74.29	56.620	9
5	140	RMT	Daniel SALES	Suzuki -	12	11:45.638	48.559	3.240	73.95	57.317	7
6	29	RMT	Tristan BOHANAN	Suzuki - MY BRUV!	12	11:45.844	48.765	0.206	73.93	57.020	8
7	32	RMT	Chris THAY	Suzuki - Scell-it uk	12	11:50.204	53.125	4.360	73.47	57.534	12
8	41	RMT	Ian TURNER	Suzuki - Mong Motorsport	11	10:57.414	1 Lap	1 Lap	72.76	57.705	9
9	34	RMT	Andrew JOHNSON	Suzuki -	11	11:01.455	1 Lap	4.041	72.31	57.287	9
10	43	RMT	Harrison DAY	Suzuki -	11	11:05.124	1 Lap	3.669	71.91	58.008	8
11	125	RMT	Paul WILSON	Suzuki -	11	11:11.196	1 Lap	6.072	71.26	58.890	3
12	97	RMT	Jake PACKHAM	Suzuki -	11	11:18.941	1 Lap	7.745	70.45	59.877	11
13	84	RMT	Ricardo BRANCO	Suzuki - Essential Rubber Tyres	11	11:20.425	1 Lap	1.484	70.30	59.677	8
14	93	RMT	Jack WALLIS	Suzuki -	11	11:25.886	1 Lap	5.461	69.74	1:00.370	10
15	22	RMT	Darren DOWDS	Suzuki - IRP Decals	11	11:26.187	1 Lap	0.301	69.71	59.870	10
16	38	RMT	Bob COUCHMAN	Suzuki -	11	11:26.402	1 Lap	0.215	69.68	59.980	10
17	83	RMT	Ian PATTERSON	Suzuki - Essential Rubber Tyres	11	11:34.837	1 Lap	0.454	68.84	1:00.231	10
18	88	RMT	Peter RANDALL	Suzuki -	11	11:36.752	1 Lap	1.915	68.65	1:00.505	10
19	82	RMT	James FOSTER	Suzuki - Essential Rubber Tyres	11	11:38.568	1 Lap	1.816	68.47	1:00.845	10
20	31	RMT	Kelvin EVENDEN	Suzuki - Glosrose Group	9	11:01.767	3 Laps	6.074	59.14	1:10.720	5
DNF	444	RMT	Mark WILLIAMS	Suzuki -	11	10:42.739	1 Lap	0.000	74.42	55.436	9
DNF	66	RMT	Mark SMITH	Suzuki -	7	8:32.074	5 Laps	4 Laps	59.44	1:10.654	5
DNF	69	RMT	Danny HUSKINSON	Suzuki - art of racing	1	1:09.195	11 Laps	6 Laps	62.84	1:09.195	1
DQ	138	RMT	Alex BERRY	Suzuki - The Great Frog	0						0

FASTEST LAP

139	RMT	Byron KIRK	Suzuki -	2	53.578	81.16 mph	130.62 kph
25	R4	Matty WHELAN	Yamaha - Blueline Taxis Barnsley	9	57.706	75.35 mph	121.27 kph

No 138 - Disqualified for failing post race technical inspection
90% of Race Speed = 71.46mph(Rookie Minitwins) 62.68mph(Rookie 400)

Brands Hatch Indy
Circuit Length = 1.2079 miles
Start: 13:52 Flag 14:03 End: 14:04

Weather / Track : Cloudy / Dry

These results are provisional until the conclusion of any judicial and technical matters.

Clerk Of Course :	Timekeeper :
-------------------	--------------

Results can be found at www.tsl-timing.com

Printed - 14:56 Saturday, 28 March 2015



BMCRC - MRO Championships 2015 - Rnd 1 @ Brands Hatch Indy

BMCRC Rookie Minitwins & EDlasia Rookie 400

RACE 4 - LAP CHART

LAP 1 @ 13:53:49.193

NO	BEHIND	LAP TIME
----	--------	----------

139		58.021
68	1.045	59.066
444	5.247	1:03.268
138	5.279	1:03.300
90	5.459	1:03.480
140	5.899	1:03.920
32	6.141	1:04.162
192	7.029	1:05.050
41	9.304	1:07.325
125	10.100	1:08.121
43	10.929	1:08.950
93	11.123	1:09.144
69	11.174	1:09.195
29	11.239	1:09.260
84	11.466	1:09.487
22	12.190	1:10.211
97	12.444	1:10.465
83	13.126	1:11.147
38	13.442	1:11.463
34	14.113	1:12.134
88	14.753	1:12.774
82	15.992	1:14.013
66	21.504	1:19.525
31	22.883	1:20.904
23	27.970	1:25.991
57	29.579	1:27.600
81	30.032	1:28.053
25	30.266	1:28.287
55	30.376	1:28.397
104	32.606	1:30.627
183	35.405	1:33.426
17	35.888	1:33.909
134	39.004	1:37.025
80	39.369	1:37.390
123	39.955	1:37.976
36	41.842	1:39.863

LAP 2 @ 13:54:42.771

NO	BEHIND	LAP TIME
----	--------	----------

139		53.578
68	1.251	53.784
138	9.565	57.864
444	9.578	57.909
90	9.758	57.877
140	10.374	58.053
32	10.974	58.411
192	11.335	57.884
29	15.431	57.770
125	16.565	1:00.043
41	16.844	1:01.118
43	17.828	1:00.477
84	19.345	1:01.457
93	20.369	1:02.824
97	20.579	1:01.713
22	20.862	1:02.250
34	21.362	1:00.827
38	22.543	1:02.679
83	23.633	1:04.085
88	24.172	1:02.997
82	25.021	1:02.607
23	36.371	1:01.979
57	38.479	1:02.478

25 39.118 1:02.430

66 39.413 1:11.487

81 39.635 1:03.181

55 39.894 1:03.096

31 41.196 1:11.891

183 44.945 1:03.118

104 45.108 1:06.080

17 46.659 1:04.349

80 53.545 1:07.754

LAP 3 @ 13:55:36.512

NO	BEHIND	LAP TIME
----	--------	----------

139		53.741
134	1 Lap	1:09.014
123	1 Lap	1:08.084
68	2.795	55.285
36	1 Lap	1:09.747
138	13.480	57.656
90	13.530	57.513
444	13.821	57.984
192	14.466	56.872
140	14.846	58.213
32	15.343	58.110
29	19.989	58.299
125	21.714	58.890
41	22.220	59.117
43	24.857	1:00.770
84	27.151	1:01.547
97	27.484	1:00.646
93	28.505	1:01.877
34	28.750	1:01.129
22	29.421	1:02.300
38	29.839	1:01.037
88	33.760	1:03.329
83	33.922	1:04.030
82	34.147	1:02.867
23	43.367	1:00.737
25	44.130	58.753
57	46.004	1:01.266
81	48.351	1:02.457
55	48.411	1:02.258
183	54.562	1:03.358

LAP 4 @ 13:56:31.170

NO	BEHIND	LAP TIME
----	--------	----------

139		54.658
66	1 Lap	1:11.322
17	1 Lap	1:04.370
104	1 Lap	1:06.455
68	3.581	55.444
31	1 Lap	1:10.927
80	1 Lap	1:04.463
123	1 Lap	1:06.832
138	15.782	56.960
444	16.129	56.966
90	16.612	57.740
192	17.139	57.331
134	1 Lap	1:11.492
140	18.040	57.852
32	18.581	57.896
36	1 Lap	1:10.471
29	22.918	57.587
125	26.082	59.026
41	26.400	58.838

43 31.027 1:00.828

97 33.398 1:00.572

84 33.599 1:01.106

34 33.979 59.887

93 35.957 1:02.110

22 36.070 1:01.307

38 36.315 1:01.134

88 41.535 1:02.433

83 41.983 1:02.719

82 42.281 1:02.792

25 48.980 59.508

23 49.483 1:00.774

57 51.934 1:00.588

LAP 5 @ 13:57:25.379

NO	BEHIND	LAP TIME
----	--------	----------

139		54.209
55	1 Lap	1:01.500
81	1 Lap	1:02.527
68	5.256	55.884
183	1 Lap	1:01.271
17	1 Lap	1:03.122
104	1 Lap	1:07.412
138	18.778	57.205
444	18.852	56.932
66	1 Lap	1:11.034
90	20.652	58.249
192	21.225	58.295
80	1 Lap	1:06.153
140	22.736	58.905
31	1 Lap	1:13.260
32	24.050	59.678
123	1 Lap	1:07.117
29	26.345	57.636
125	31.442	59.569
41	31.542	59.351
134	1 Lap	1:11.061
36	1 Lap	1:09.831
43	37.172	1:00.354
34	38.477	58.707
97	39.341	1:00.152
84	40.822	1:01.432
93	43.802	1:02.054
22	43.962	1:02.101
38	44.338	1:02.232
83	49.718	1:01.944
88	49.763	1:02.437
82	50.321	1:02.249
25	52.965	58.194

LAP 6 @ 13:58:19.523

NO	BEHIND	LAP TIME
----	--------	----------

139		54.144
23	1 Lap	59.199
57	1 Lap	59.971
68	6.046	54.934
55	1 Lap	1:00.649
81	1 Lap	1:00.269
183	1 Lap	1:01.347
17	1 Lap	1:03.305
138	20.832	56.198
444	20.836	56.128
90	23.640	57.132
192	25.917	58.836

140 27.920 59.328

104 1 Lap 1:06.404

32 29.933 1:00.027

29 30.891 58.690

80 1 Lap 1:06.406

66 1 Lap 1:10.654

41 37.299 59.901

125 37.448 1:00.150

31 1 Lap 1:10.720

123 1 Lap 1:08.507

43 43.343 1:00.315

34 43.494 59.161

97 46.126 1:00.929

84 47.955 1:01.277

134 1 Lap 1:10.552

93 51.009 1:01.351

36 1 Lap 1:09.608

22 51.493 1:01.675

38 51.842 1:01.648

LAP 7 @ 13:59:13.573

NO	BEHIND	LAP TIME
----	--------	----------

139		54.050
83	1 Lap	1:02.067
88	1 Lap	1:02.449
25	1 Lap	59.829
82	1 Lap	1:02.653
23	1 Lap	59.608
68	6.664	54.668
57	1 Lap	1:00.104
81	1 Lap	1:00.609
55	1 Lap	1:01.306
183	1 Lap	1:00.912
138	22.647	55.865
444	22.907	56.121
90	26.600	57.010
17	1 Lap	1:02.278
192	29.779	57.912
140	31.187	57.317
32	35.126	59.243
29	35.259	58.418
104	1 Lap	1:05.241
41	41.993	58.744
125	44.486	1:01.088
80	1 Lap	1:05.605
34	47.693	58.249
43	48.671	59.378
66	1 Lap	1:11.360
97	53.148	1:01.072

LAP 8 @ 14:00:09.134

NO	BEHIND	LAP TIME
----	--------	----------

139		55.561
84	1 Lap	1:01.732
123	2 Laps	1:10.357
31	2 Laps	1:11.421
93	1 Lap	1:00.960
22	1 Lap	1:01.378
38	1 Lap	1:01.560
68	8.813	57.710
36	2 Laps	1:08.502
25	1 Lap	1:01.183
83	1 Lap	1:02.962
88	1 Lap	1:03.010

23 1 Lap 1:01.782

82 1 Lap 1:03.153

57 1 Lap 1:00.048

134 2 Laps 1:13.193

81 1 Lap 59.681

55 1 Lap 1:00.840

138 22.775 55.689

444 23.163 55.817

183 1 Lap 1:01.399

90 28.089 57.050

192 32.194 57.976

140 33.704 58.078

17 1 Lap 1:01.952

29 36.718 57.020

32 37.765 58.200

41 44.217 57.785

104 1 Lap 1:04.746

125 49.164 1:00.239

34 49.753 57.621

43 51.118 58.008

80 1 Lap 1:04.050

LAP 9 @ 14:01:03.433

NO	BEHIND	LAP TIME
----	--------	----------

139		54.299
97	1 Lap	1:00.307
84	1 Lap	59.677
93	1 Lap	1:03.219
22	1 Lap	1:02.495
38	1 Lap	1:02.618
68	12.216	57.702
123	2 Laps	1:08.849
25	1 Lap	59.828
23	1 Lap	1:01.911
66	2 Laps	1:16.692
31	2 Laps	1:12.987
83	1 Lap	1:03.253
88	1 Lap	1:03.100
57	1 Lap	1:00.947
82	1 Lap	1:03.045
138	24.221	55.745
444	24.300	55.436
81	1 Lap	59.832
36	2 Laps	1:09.112
55	1 Lap	1:00.636
134	2 Laps	1:11.014
90	31.	

BMCRC - MRO Championships 2015 - Rnd 1 @ Brands Hatch Indy

BMCRC Rookie Minitwins & EDIasia Rookie 400

RACE 4 - LAP CHART

84	1 Lap	1:00.389	41	1 Lap	59.523
68	13.125	55.129	17	2 Laps	1:02.831
93	1 Lap	1:00.417	34	1 Lap	58.809
22	1 Lap	1:01.015	31	3 Laps	1:13.685
38	1 Lap	1:00.708	43	1 Lap	58.675
25	1 Lap	57.706	134	3 Laps	1:11.431
23	1 Lap	1:00.858	68	13.558	54.889
138	26.762	56.761	125	1 Lap	1:03.276
83	1 Lap	1:01.468	97	1 Lap	59.877
57	1 Lap	1:01.608	84	1 Lap	1:00.034
88	1 Lap	1:03.147	93	1 Lap	1:01.560
82	1 Lap	1:02.682	22	1 Lap	1:01.585
123	2 Laps	1:09.324	38	1 Lap	1:01.343
81	1 Lap	1:02.574	104	2 Laps	1:07.382
55	1 Lap	1:02.352	25	1 Lap	1:01.172
90	37.137	59.366	138	31.654	58.482
444	39.423	1:09.343	80	2 Laps	1:06.159
192	39.825	59.530	23	1 Lap	59.357
36	2 Laps	1:10.196	57	1 Lap	59.635
31	2 Laps	1:15.972	83	1 Lap	1:00.931
183	1 Lap	1:01.966	88	1 Lap	1:00.571
140	42.056	59.308	90	40.809	56.994
29	43.908	58.200	82	1 Lap	1:01.662
32	46.845	58.749	55	1 Lap	59.914
134	2 Laps	1:10.787	81	1 Lap	1:01.957
17	1 Lap	1:02.057	192	45.319	57.752
41	51.410	58.007	140	48.559	58.537

LAP 11 @ 14:02:53.063

NO	BEHIND	LAP TIME
139		55.410
34	1 Lap	57.644
43	1 Lap	59.234
125	1 Lap	1:00.922
68	13.857	56.142
104	2 Laps	1:07.029
97	1 Lap	1:01.979
84	1 Lap	1:02.287
93	1 Lap	1:00.370
80	2 Laps	1:07.410
22	1 Lap	59.870
38	1 Lap	59.980
25	1 Lap	59.825
138	28.360	57.008
23	1 Lap	59.625
83	1 Lap	1:00.231
57	1 Lap	1:00.138
88	1 Lap	1:00.505
82	1 Lap	1:00.845
81	1 Lap	1:01.241
90	39.003	57.276
55	1 Lap	1:01.272
444	40.848	56.835
123	2 Laps	1:07.119
192	42.755	58.340
140	45.210	58.564
29	46.715	58.217
183	1 Lap	1:01.671
32	50.779	59.344
36	2 Laps	1:08.363

LAP 12 @ 14:03:48.251

NO	BEHIND	LAP TIME
139		55.188

Weather / Track : Cloudy / Dry

BMCRC - MRO Championships 2015 - Rnd 1 @ Brands Hatch Indy

BMCRC Rookie Minitwins & EDIasia Rookie 400

RACE 4 - SECTOR ANALYSIS

SECTOR 1 = FL to I1, SECTOR 2 = I1 to I2, SECTOR 3 = I2 to FL, DIFF = Difference To Personal Best Lap

P1 139 RMT Byron KIRK			Suzuki -			
IDEAL LAP TIME : 53.244		BEST LAP TIME : 53.578		DIFFERENCE : 0.334		
LAP	SECTOR 1	SECTOR 2	LAP TIME	MPH	DIFF	TIME OF DAY
1 -		21.454	58.021	74.94	4.443	13:53:49.193
2 -	32.433	21.145	53.578 (1)	81.16		13:54:42.771
3 -	32.099	21.642	53.741 (2)	80.91	0.163	13:55:36.512
4 -	32.624	22.034	54.658	79.56	1.080	13:56:31.170
5 -	32.287	21.922	54.209	80.21	0.631	13:57:25.379
6 -	32.732	21.412	54.144	80.31	0.566	13:58:19.523
7 -	32.750	21.300	54.050 (3)	80.45	0.472	13:59:13.573
8 -	33.928	21.633	55.561	78.26	1.983	14:00:09.134
9 -	32.949	21.350	54.299	80.08	0.721	14:01:03.433
10 -	32.227	21.993	54.220	80.20	0.642	14:01:57.653
11 -	33.696	21.714	55.410	78.48	1.832	14:02:53.063
12 -	32.982	22.206	55.188	78.79	1.610	14:03:48.251

P2 68 RMT Thomas EUSTACE			Suzuki - More moto			
IDEAL LAP TIME : 53.784		BEST LAP TIME : 53.784		DIFFERENCE : 0.000		
LAP	SECTOR 1	SECTOR 2	LAP TIME	MPH	DIFF	TIME OF DAY
1 -		21.412	59.066	73.62	5.282	13:53:50.238
2 -	32.406	21.378	53.784 (1)	80.85		13:54:44.022
3 -	33.519	21.766	55.285	78.65	1.501	13:55:39.307
4 -	33.967	21.477	55.444	78.43	1.660	13:56:34.751
5 -	33.867	22.017	55.884	77.81	2.100	13:57:30.635
6 -	32.826	22.108	54.934	79.16	1.150	13:58:25.569
7 -	33.044	21.624	54.668 (2)	79.54	0.884	13:59:20.237
8 -	34.750	22.960	57.710	75.35	3.926	14:00:17.947
9 -	34.829	22.873	57.702	75.36	3.918	14:01:15.649
10 -	33.728	21.401	55.129	78.88	1.345	14:02:10.778
11 -	34.209	21.933	56.142	77.45	2.358	14:03:06.920
12 -	33.190	21.699	54.889 (3)	79.22	1.105	14:04:01.809

P3 138 RMT Alex BERRY			Suzuki - The Great Frog			
IDEAL LAP TIME : 55.550		BEST LAP TIME : 55.689		DIFFERENCE : 0.139		
LAP	SECTOR 1	SECTOR 2	LAP TIME	MPH	DIFF	TIME OF DAY
1 -		23.377	1:03.300	68.69	7.611	13:53:54.472
2 -	34.939	22.925	57.864	75.15	2.175	13:54:52.336
3 -	34.772	22.884	57.656	75.42	1.967	13:55:49.992
4 -	34.006	22.954	56.960	76.34	1.271	13:56:46.952
5 -	34.355	22.850	57.205	76.01	1.516	13:57:44.157
6 -	33.987	22.211	56.198	77.38	0.509	13:58:40.355
7 -	33.599	22.266	55.865 (3)	77.84	0.176	13:59:36.220
8 -	33.454	22.235	55.689 (1)	78.08		14:00:31.909
9 -	33.649	22.096	55.745 (2)	78.00	0.056	14:01:27.654
10 -	34.153	22.608	56.761	76.61	1.072	14:02:24.415
11 -	34.123	22.885	57.008	76.28	1.319	14:03:21.423
12 -	35.233	23.249	58.482	74.35	2.793	14:04:19.905

P4 90 RMT Kurt GIGNEY			Suzuki -			
IDEAL LAP TIME : 56.544		BEST LAP TIME : 56.994		DIFFERENCE : 0.450		
LAP	SECTOR 1	SECTOR 2	LAP TIME	MPH	DIFF	TIME OF DAY
1 -		22.919	1:03.480	68.50	6.486	13:53:54.652
2 -	35.122	22.755	57.877	75.13	0.883	13:54:52.529
3 -	34.779	22.734	57.513	75.61	0.519	13:55:50.042
4 -	34.591	23.149	57.740	75.31	0.746	13:56:47.782
5 -	34.840	23.409	58.249	74.65	1.255	13:57:46.031
6 -	34.760	22.372	57.132	76.11	0.138	13:58:43.163
7 -	34.599	22.411	57.010 (2)	76.27	0.016	13:59:40.173
8 -	34.614	22.436	57.050 (3)	76.22	0.056	14:00:37.223
9 -	35.508	22.693	58.201	74.71	1.207	14:01:35.424

Weather / Track : Cloudy / Dry

Brands Hatch Indy
Circuit Length = 1.2079 miles
Start: 13:52 Flag 14:03 End: 14:04

BMCRC - MRO Championships 2015 - Rnd 1 @ Brands Hatch Indy

BMCRC Rookie Minitwins & EDlasia Rookie 400

RACE 4 - SECTOR ANALYSIS

SECTOR 1 = FL to I1, SECTOR 2 = I1 to I2, SECTOR 3 = I2 to FL, DIFF = Difference To Personal Best Lap

10 -	35.743	23.623	59.366	73.25	2.372	14:02:34.790
11 -	34.629	22.647	57.276	75.92	0.282	14:03:32.066
12 -	34.172	22.822	56.994 (1)	76.29		14:04:29.060

P5 192 RMT Daniel MOFFA			Suzuki - Forest Stump			
IDEAL LAP TIME : 56.297		BEST LAP TIME : 56.620		DIFFERENCE : 0.323		
LAP	SECTOR 1	SECTOR 2	LAP TIME	MPH	DIFF	TIME OF DAY
1 -		22.764	1:05.050	66.84	8.430	13:53:56.222
2 -	34.923	22.961	57.884	75.12	1.264	13:54:54.106
3 -	34.061	22.811	56.872 (2)	76.46	0.252	13:55:50.978
4 -	34.146	23.185	57.331 (3)	75.85	0.711	13:56:48.309
5 -	34.927	23.368	58.295	74.59	1.675	13:57:46.604
6 -	35.938	22.898	58.836	73.91	2.216	13:58:45.440
7 -	35.572	22.340	57.912	75.08	1.292	13:59:43.352
8 -	35.740	22.236	57.976	75.00	1.356	14:00:41.328
9 -	34.353	22.267	56.620 (1)	76.80		14:01:37.948
10 -	35.705	23.825	59.530	73.04	2.910	14:02:37.478
11 -	35.779	22.561	58.340	74.53	1.720	14:03:35.818
12 -	35.105	22.647	57.752	75.29	1.132	14:04:33.570

P6 140 RMT Daniel SALES			Suzuki -			
IDEAL LAP TIME : 57.247		BEST LAP TIME : 57.317		DIFFERENCE : 0.070		
LAP	SECTOR 1	SECTOR 2	LAP TIME	MPH	DIFF	TIME OF DAY
1 -		23.545	1:03.920	68.03	6.603	13:53:55.092
2 -	34.937	23.116	58.053	74.90	0.736	13:54:53.145
3 -	34.779	23.434	58.213	74.70	0.896	13:55:51.358
4 -	34.464	23.388	57.852 (3)	75.16	0.535	13:56:49.210
5 -	35.001	23.904	58.905	73.82	1.588	13:57:48.115
6 -	36.075	23.253	59.328	73.29	2.011	13:58:47.443
7 -	34.350	22.967	57.317 (1)	75.86		13:59:44.760
8 -	34.998	23.080	58.078	74.87	0.761	14:00:42.838
9 -	34.568	22.995	57.563 (2)	75.54	0.246	14:01:40.401
10 -	35.401	23.907	59.308	73.32	1.991	14:02:39.709
11 -	35.566	22.998	58.564	74.25	1.247	14:03:38.273
12 -	35.640	22.897	58.537	74.28	1.220	14:04:36.810

P7 29 RMT Tristan BOHANAN			Suzuki - MY BRUV !			
IDEAL LAP TIME : 56.672		BEST LAP TIME : 57.020		DIFFERENCE : 0.348		
LAP	SECTOR 1	SECTOR 2	LAP TIME	MPH	DIFF	TIME OF DAY
1 -		23.761	1:09.260	62.78	12.240	13:54:00.432
2 -	35.070	22.700	57.770	75.27	0.750	13:54:58.202
3 -	35.221	23.078	58.299	74.59	1.279	13:55:56.501
4 -	34.774	22.813	57.587	75.51	0.567	13:56:54.088
5 -	35.286	22.350	57.636	75.44	0.616	13:57:51.724
6 -	35.653	23.037	58.690	74.09	1.670	13:58:50.414
7 -	35.534	22.884	58.418	74.43	1.398	13:59:48.832
8 -	34.411	22.609	57.020 (1)	76.26		14:00:45.852
9 -	35.248	22.261	57.509 (3)	75.61	0.489	14:01:43.361
10 -	35.221	22.979	58.200	74.71	1.180	14:02:41.561
11 -	35.789	22.428	58.217	74.69	1.197	14:03:39.778
12 -	34.788	22.450	57.238 (2)	75.97	0.218	14:04:37.016

P8 32 RMT Chris THAY			Suzuki - Scell-it uk			
IDEAL LAP TIME : 57.534		BEST LAP TIME : 57.534		DIFFERENCE : 0.000		
LAP	SECTOR 1	SECTOR 2	LAP TIME	MPH	DIFF	TIME OF DAY
1 -		22.939	1:04.162	67.77	6.628	13:53:55.334
2 -	35.576	22.835	58.411	74.44	0.877	13:54:53.745
3 -	35.078	23.032	58.110 (3)	74.83	0.576	13:55:51.855
4 -	34.913	22.983	57.896 (2)	75.11	0.362	13:56:49.751
5 -	36.044	23.634	59.678	72.86	2.144	13:57:49.429

Weather / Track : Cloudy / Dry

Brands Hatch Indy
Circuit Length = 1.2079 miles
Start: 13:52 Flag 14:03 End: 14:04

BMCRC - MRO Championships 2015 - Rnd 1 @ Brands Hatch Indy

BMCRC Rookie Minitwins & EDIasia Rookie 400

RACE 4 - SECTOR ANALYSIS

SECTOR 1 = FL to I1, SECTOR 2 = I1 to I2, SECTOR 3 = I2 to FL, DIFF = Difference To Personal Best Lap

6 -	36.963	23.064	1:00.027	72.44	2.493	13:58:49.456
7 -	35.995	23.248	59.243	73.40	1.709	13:59:48.699
8 -	35.187	23.013	58.200	74.71	0.666	14:00:46.899
9 -	35.392	23.458	58.850	73.89	1.316	14:01:45.749
10 -	35.438	23.311	58.749	74.02	1.215	14:02:44.498
11 -	35.618	23.726	59.344	73.27	1.810	14:03:43.842
12 -	34.833	22.701	57.534 (1)	75.58		14:04:41.376

P9 41 RMT Ian TURNER			Suzuki - Mong Motorsport			
IDEAL LAP TIME : 57.315		BEST LAP TIME : 57.705		DIFFERENCE : 0.390		
LAP	SECTOR 1	SECTOR 2	LAP TIME	MPH	DIFF	TIME OF DAY
1 -		23.901	1:07.325	64.59	9.620	13:53:58.497
2 -	36.967	24.151	1:01.118	71.15	3.413	13:54:59.615
3 -	35.480	23.637	59.117	73.55	1.412	13:55:58.732
4 -	35.470	23.368	58.838	73.90	1.133	13:56:57.570
5 -	35.543	23.808	59.351	73.26	1.646	13:57:56.921
6 -	35.988	23.913	59.901	72.59	2.196	13:58:56.822
7 -	35.531	23.213	58.744	74.02	1.039	13:59:55.566
8 -	34.722	23.063	57.785 (2)	75.25	0.080	14:00:53.351
9 -	34.470	23.235	57.705 (1)	75.35		14:01:51.056
10 -	35.162	22.845	58.007 (3)	74.96	0.302	14:02:49.063
11 -	35.748	23.775	59.523	73.05	1.818	14:03:48.586

P10 34 RMT Andrew JOHNSON			Suzuki -			
IDEAL LAP TIME : 57.270		BEST LAP TIME : 57.287		DIFFERENCE : 0.017		
LAP	SECTOR 1	SECTOR 2	LAP TIME	MPH	DIFF	TIME OF DAY
1 -		24.574	1:12.134	60.28	14.847	13:54:03.306
2 -	37.092	23.735	1:00.827	71.49	3.540	13:55:04.133
3 -	37.323	23.806	1:01.129	71.13	3.842	13:56:05.262
4 -	36.379	23.508	59.887	72.61	2.600	13:57:05.149
5 -	35.739	22.968	58.707	74.07	1.420	13:58:03.856
6 -	36.053	23.108	59.161	73.50	1.874	13:59:03.017
7 -	35.501	22.748	58.249	74.65	0.962	14:00:01.266
8 -	35.225	22.396	57.621 (2)	75.46	0.334	14:00:58.887
9 -	34.874	22.413	57.287 (1)	75.90		14:01:56.174
10 -	35.165	22.479	57.644 (3)	75.43	0.357	14:02:53.818
11 -	35.610	23.199	58.809	73.94	1.522	14:03:52.627

P11 43 RMT Harrison DAY			Suzuki -			
IDEAL LAP TIME : 57.879		BEST LAP TIME : 58.008		DIFFERENCE : 0.129		
LAP	SECTOR 1	SECTOR 2	LAP TIME	MPH	DIFF	TIME OF DAY
1 -		24.624	1:08.950	63.06	10.942	13:54:00.122
2 -	36.577	23.900	1:00.477	71.90	2.469	13:55:00.599
3 -	36.845	23.925	1:00.770	71.55	2.762	13:56:01.369
4 -	37.228	23.600	1:00.828	71.49	2.820	13:57:02.197
5 -	36.504	23.850	1:00.354	72.05	2.346	13:58:02.551
6 -	36.849	23.466	1:00.315	72.09	2.307	13:59:02.866
7 -	35.869	23.509	59.378	73.23	1.370	14:00:02.244
8 -	35.201	22.807	58.008 (1)	74.96		14:01:00.252
9 -	35.072	23.063	58.135 (2)	74.80	0.127	14:01:58.387
10 -	35.948	23.286	59.234	73.41	1.226	14:02:57.621
11 -	35.266	23.409	58.675 (3)	74.11	0.667	14:03:56.296

P12 125 RMT Paul WILSON			Suzuki -			
IDEAL LAP TIME : 58.602		BEST LAP TIME : 58.890		DIFFERENCE : 0.288		
LAP	SECTOR 1	SECTOR 2	LAP TIME	MPH	DIFF	TIME OF DAY
1 -		23.640	1:08.121	63.83	9.231	13:53:59.293
2 -	36.171	23.872	1:00.043	72.42	1.153	13:54:59.336
3 -	35.272	23.618	58.890 (1)	73.84		13:55:58.226
4 -	35.696	23.330	59.026 (2)	73.67	0.136	13:56:57.252

Weather / Track : Cloudy / Dry

Brands Hatch Indy
Circuit Length = 1.2079 miles
Start: 13:52 Flag 14:03 End: 14:04

BMCRC - MRO Championships 2015 - Rnd 1 @ Brands Hatch Indy

BMCRC Rookie Minitwins & EDIasia Rookie 400

RACE 4 - SECTOR ANALYSIS

SECTOR 1 = FL to I1, SECTOR 2 = I1 to I2, SECTOR 3 = I2 to FL, DIFF = Difference To Personal Best Lap

5 -	35.615	23.954	59.569 (3)	73.00	0.679	13:57:56.821
6 -	36.251	23.899	1:00.150	72.29	1.260	13:58:56.971
7 -	36.662	24.426	1:01.088	71.18	2.198	13:59:58.059
8 -	36.613	23.626	1:00.239	72.18	1.349	14:00:58.298
9 -	36.092	23.780	59.872	72.63	0.982	14:01:58.170
10 -	37.016	23.906	1:00.922	71.37	2.032	14:02:59.092
11 -	38.380	24.896	1:03.276	68.72	4.386	14:04:02.368

P13 97 RMT Jake PACKHAM			Suzuki -			
IDEAL LAP TIME : 59.697		BEST LAP TIME : 59.877		DIFFERENCE : 0.180		
LAP	SECTOR 1	SECTOR 2	LAP TIME	MPH	DIFF	TIME OF DAY
1 -		24.508	1:10.465	61.71	10.588	13:54:01.637
2 -	37.862	23.851	1:01.713	70.46	1.836	13:55:03.350
3 -	37.438	23.208	1:00.646	71.70	0.769	13:56:03.996
4 -	37.186	23.386	1:00.572	71.79	0.695	13:57:04.568
5 -	36.489	23.663	1:00.152 (2)	72.29	0.275	13:58:04.720
6 -	37.437	23.492	1:00.929	71.37	1.052	13:59:05.649
7 -	36.757	24.315	1:01.072	71.20	1.195	14:00:06.721
8 -	36.526	23.781	1:00.307 (3)	72.10	0.430	14:01:07.028
9 -	36.960	24.269	1:01.229	71.02	1.352	14:02:08.257
10 -	38.068	23.911	1:01.979	70.16	2.102	14:03:10.236
11 -	36.576	23.301	59.877 (1)	72.62		14:04:10.113

P14 84 RMT Ricardo BRANCO			Suzuki - Essential Rubber Tyres			
IDEAL LAP TIME : 59.137		BEST LAP TIME : 59.677		DIFFERENCE : 0.540		
LAP	SECTOR 1	SECTOR 2	LAP TIME	MPH	DIFF	TIME OF DAY
1 -		24.668	1:09.487	62.58	9.810	13:54:00.659
2 -	37.511	23.946	1:01.457	70.75	1.780	13:55:02.116
3 -	37.426	24.121	1:01.547	70.65	1.870	13:56:03.663
4 -	37.507	23.599	1:01.106	71.16	1.429	13:57:04.769
5 -	37.456	23.976	1:01.432	70.78	1.755	13:58:06.201
6 -	36.791	24.486	1:01.277	70.96	1.600	13:59:07.478
7 -	37.355	24.377	1:01.732	70.44	2.055	14:00:09.210
8 -	36.202	23.475	59.677 (1)	72.86		14:01:08.887
9 -	36.482	23.907	1:00.389 (3)	72.00	0.712	14:02:09.276
10 -	38.824	23.463	1:02.287	69.81	2.610	14:03:11.563
11 -	37.099	22.935	1:00.034 (2)	72.43	0.357	14:04:11.597

P15 93 RMT Jack WALLIS			Suzuki -			
IDEAL LAP TIME : 1:00.311		BEST LAP TIME : 1:00.370		DIFFERENCE : 0.059		
LAP	SECTOR 1	SECTOR 2	LAP TIME	MPH	DIFF	TIME OF DAY
1 -		24.576	1:09.144	62.89	8.774	13:54:00.316
2 -	38.603	24.221	1:02.824	69.21	2.454	13:55:03.140
3 -	37.694	24.183	1:01.877	70.27	1.507	13:56:05.017
4 -	37.541	24.569	1:02.110	70.01	1.740	13:57:07.127
5 -	37.367	24.687	1:02.054	70.07	1.684	13:58:09.181
6 -	37.145	24.206	1:01.351	70.88	0.981	13:59:10.532
7 -	37.198	23.762	1:00.960 (3)	71.33	0.590	14:00:11.492
8 -	38.839	24.380	1:03.219	68.78	2.849	14:01:14.711
9 -	36.638	23.779	1:00.417 (2)	71.97	0.047	14:02:15.128
10 -	36.549	23.821	1:00.370 (1)	72.03		14:03:15.498
11 -	36.702	24.858	1:01.560	70.64	1.190	14:04:17.058

P16 22 RMT Darren DOWDS			Suzuki - IRP Decals			
IDEAL LAP TIME : 59.835		BEST LAP TIME : 59.870		DIFFERENCE : 0.035		
LAP	SECTOR 1	SECTOR 2	LAP TIME	MPH	DIFF	TIME OF DAY
1 -		24.798	1:10.211	61.93	10.341	13:54:01.383
2 -	38.232	24.018	1:02.250	69.85	2.380	13:55:03.633
3 -	38.171	24.129	1:02.300	69.80	2.430	13:56:05.933
4 -	36.911	24.396	1:01.307 (3)	70.93	1.437	13:57:07.240

Weather / Track : Cloudy / Dry

Brands Hatch Indy
Circuit Length = 1.2079 miles
Start: 13:52 Flag 14:03 End: 14:04

BMCRC - MRO Championships 2015 - Rnd 1 @ Brands Hatch Indy

BMCRC Rookie Minitwins & EDIasia Rookie 400

RACE 4 - SECTOR ANALYSIS

SECTOR 1 = FL to I1, SECTOR 2 = I1 to I2, SECTOR 3 = I2 to FL, DIFF = Difference To Personal Best Lap

5 -	37.674	24.427	1:02.101	70.02	2.231	13:58:09.341
6 -	37.487	24.188	1:01.675	70.50	1.805	13:59:11.016
7 -	37.601	23.777	1:01.378	70.84	1.508	14:00:12.394
8 -	38.246	24.249	1:02.495	69.58	2.625	14:01:14.889
9 -	37.222	23.793	1:01.015 (2)	71.27	1.145	14:02:15.904
10 -	36.058	23.812	59.870 (1)	72.63		14:03:15.774
11 -	36.511	25.074	1:01.585	70.61	1.715	14:04:17.359

P17 38 RMT Bob COUCHMAN			Suzuki -			
IDEAL LAP TIME : 59.905		BEST LAP TIME : 59.980		DIFFERENCE : 0.075		
LAP	SECTOR 1	SECTOR 2	LAP TIME	MPH	DIFF	TIME OF DAY
1 -		24.365	1:11.463	60.85	11.483	13:54:02.635
2 -	38.481	24.198	1:02.679	69.37	2.699	13:55:05.314
3 -	36.920	24.117	1:01.037 (3)	71.24	1.057	13:56:06.351
4 -	36.933	24.201	1:01.134	71.13	1.154	13:57:07.485
5 -	37.669	24.563	1:02.232	69.87	2.252	13:58:09.717
6 -	37.520	24.128	1:01.648	70.53	1.668	13:59:11.365
7 -	37.841	23.719	1:01.560	70.64	1.580	14:00:12.925
8 -	38.509	24.109	1:02.618	69.44	2.638	14:01:15.543
9 -	36.979	23.729	1:00.708 (2)	71.63	0.728	14:02:16.251
10 -	36.186	23.794	59.980 (1)	72.50		14:03:16.231
11 -	36.473	24.870	1:01.343	70.88	1.363	14:04:17.574

P18 25 R4 Matty WHELAN			Yamaha - Blueline Taxis Barnsley			
IDEAL LAP TIME : 57.702		BEST LAP TIME : 57.706		DIFFERENCE : 0.004		
LAP	SECTOR 1	SECTOR 2	LAP TIME	MPH	DIFF	TIME OF DAY
1 -		24.704	1:28.287	49.25	30.581	13:54:19.459
2 -	37.239	25.191	1:02.430	69.65	4.724	13:55:21.889
3 -	35.703	23.050	58.753 (3)	74.01	1.047	13:56:20.642
4 -	35.775	23.733	59.508	73.07	1.802	13:57:20.150
5 -	35.201	22.993	58.194 (2)	74.72	0.488	13:58:18.344
6 -	35.958	23.871	59.829	72.68	2.123	13:59:18.173
7 -	37.142	24.041	1:01.183	71.07	3.477	14:00:19.356
8 -	35.707	24.121	59.828	72.68	2.122	14:01:19.184
9 -	34.709	22.997	57.706 (1)	75.35		14:02:16.890
10 -	35.846	23.979	59.825	72.68	2.119	14:03:16.715
11 -	36.354	24.818	1:01.172	71.08	3.466	14:04:17.887

P19 23 R4 Tham EVANS			Honda -			
IDEAL LAP TIME : 58.940		BEST LAP TIME : 59.199		DIFFERENCE : 0.259		
LAP	SECTOR 1	SECTOR 2	LAP TIME	MPH	DIFF	TIME OF DAY
1 -		24.488	1:25.991	50.57	26.792	13:54:17.163
2 -	37.867	24.112	1:01.979	70.16	2.780	13:55:19.142
3 -	36.324	24.413	1:00.737	71.59	1.538	13:56:19.879
4 -	36.265	24.509	1:00.774	71.55	1.575	13:57:20.653
5 -	35.415	23.784	59.199 (1)	73.45		13:58:19.852
6 -	35.577	24.031	59.608 (3)	72.95	0.409	13:59:19.460
7 -	36.035	25.747	1:01.782	70.38	2.583	14:00:21.242
8 -	36.533	25.378	1:01.911	70.23	2.712	14:01:23.153
9 -	36.674	24.184	1:00.858	71.45	1.659	14:02:24.011
10 -	35.967	23.658	59.625	72.93	0.426	14:03:23.636
11 -	35.282	24.075	59.357 (2)	73.26	0.158	14:04:22.993

P20 57 R4 Paul FISHER			Kawasaki -			
IDEAL LAP TIME : 59.159		BEST LAP TIME : 59.635		DIFFERENCE : 0.476		
LAP	SECTOR 1	SECTOR 2	LAP TIME	MPH	DIFF	TIME OF DAY
1 -		24.128	1:27.600	49.64	27.965	13:54:18.772
2 -	37.394	25.084	1:02.478	69.60	2.843	13:55:21.250
3 -	37.463	23.803	1:01.266	70.97	1.631	13:56:22.516
4 -	36.681	23.907	1:00.588	71.77	0.953	13:57:23.104

Weather / Track : Cloudy / Dry

Brands Hatch Indy
Circuit Length = 1.2079 miles
Start: 13:52 Flag 14:03 End: 14:04

BMCRC - MRO Championships 2015 - Rnd 1 @ Brands Hatch Indy

BMCRC Rookie Minitwins & EDIasia Rookie 400

RACE 4 - SECTOR ANALYSIS

SECTOR 1 = FL to I1, SECTOR 2 = I1 to I2, SECTOR 3 = I2 to FL, DIFF = Difference To Personal Best Lap

5 -	36.448	23.523	59.971 (2)	72.51	0.336	13:58:23.075
6 -	36.951	23.153	1:00.104	72.35	0.469	13:59:23.179
7 -	36.383	23.665	1:00.048 (3)	72.41	0.413	14:00:23.227
8 -	36.988	23.959	1:00.947	71.35	1.312	14:01:24.174
9 -	37.794	23.814	1:01.608	70.58	1.973	14:02:25.782
10 -	36.563	23.575	1:00.138	72.31	0.503	14:03:25.920
11 -	36.006	23.629	59.635 (1)	72.92		14:04:25.555

P21 83 RMT Ian PATTERSON			Suzuki - Essential Rubber Tyres			
IDEAL LAP TIME : 1:00.231		BEST LAP TIME : 1:00.231		DIFFERENCE : 0.000		
LAP	SECTOR 1	SECTOR 2	LAP TIME	MPH	DIFF	TIME OF DAY
1 -		24.865	1:11.147	61.12	10.916	13:54:02.319
2 -	38.854	25.231	1:04.085	67.85	3.854	13:55:06.404
3 -	38.946	25.084	1:04.030	67.91	3.799	13:56:10.434
4 -	38.476	24.243	1:02.719	69.33	2.488	13:57:13.153
5 -	37.823	24.121	1:01.944	70.20	1.713	13:58:15.097
6 -	37.516	24.551	1:02.067	70.06	1.836	13:59:17.164
7 -	37.873	25.089	1:02.962	69.06	2.731	14:00:20.126
8 -	37.421	25.832	1:03.253	68.74	3.022	14:01:23.379
9 -	37.224	24.244	1:01.468 (3)	70.74	1.237	14:02:24.847
10 -	36.513	23.718	1:00.231 (1)	72.19		14:03:25.078
11 -	36.921	24.010	1:00.931 (2)	71.36	0.700	14:04:26.009

P22 88 RMT Peter RANDALL			Suzuki -			
IDEAL LAP TIME : 1:00.498		BEST LAP TIME : 1:00.505		DIFFERENCE : 0.007		
LAP	SECTOR 1	SECTOR 2	LAP TIME	MPH	DIFF	TIME OF DAY
1 -		25.570	1:12.774	59.75	12.269	13:54:03.946
2 -	38.524	24.473	1:02.997	69.02	2.492	13:55:06.943
3 -	38.147	25.182	1:03.329	68.66	2.824	13:56:10.272
4 -	37.826	24.607	1:02.433 (3)	69.65	1.928	13:57:12.705
5 -	37.792	24.645	1:02.437	69.64	1.932	13:58:15.142
6 -	37.686	24.763	1:02.449	69.63	1.944	13:59:17.591
7 -	37.481	25.529	1:03.010	69.01	2.505	14:00:20.601
8 -	37.165	25.935	1:03.100	68.91	2.595	14:01:23.701
9 -	38.197	24.950	1:03.147	68.86	2.642	14:02:26.848
10 -	36.632	23.873	1:00.505 (1)	71.87		14:03:27.353
11 -	36.625	23.946	1:00.571 (2)	71.79	0.066	14:04:27.924

P23 82 RMT James FOSTER			Suzuki - Essential Rubber Tyres			
IDEAL LAP TIME : 1:00.845		BEST LAP TIME : 1:00.845		DIFFERENCE : 0.000		
LAP	SECTOR 1	SECTOR 2	LAP TIME	MPH	DIFF	TIME OF DAY
1 -		25.889	1:14.013	58.75	13.168	13:54:05.185
2 -	38.230	24.377	1:02.607	69.45	1.762	13:55:07.792
3 -	38.226	24.641	1:02.867	69.17	2.022	13:56:10.659
4 -	38.361	24.431	1:02.792	69.25	1.947	13:57:13.451
5 -	37.877	24.372	1:02.249 (3)	69.85	1.404	13:58:15.700
6 -	38.270	24.383	1:02.653	69.40	1.808	13:59:18.353
7 -	38.139	25.014	1:03.153	68.85	2.308	14:00:21.506
8 -	38.980	24.065	1:03.045	68.97	2.200	14:01:24.551
9 -	38.622	24.060	1:02.682	69.37	1.837	14:02:27.233
10 -	37.048	23.797	1:00.845 (1)	71.47		14:03:28.078
11 -	37.693	23.969	1:01.662 (2)	70.52	0.817	14:04:29.740

P24 55 R4 Nick COOPER			Aprilia - Skint Racing			
IDEAL LAP TIME : 59.914		BEST LAP TIME : 59.914		DIFFERENCE : 0.000		
LAP	SECTOR 1	SECTOR 2	LAP TIME	MPH	DIFF	TIME OF DAY
1 -		24.823	1:28.397	49.19	28.483	13:54:19.569
2 -	37.910	25.186	1:03.096	68.92	3.182	13:55:22.665
3 -	38.006	24.252	1:02.258	69.84	2.344	13:56:24.923
4 -	37.491	24.009	1:01.500	70.70	1.586	13:57:26.423

Weather / Track : Cloudy / Dry

Brands Hatch Indy
Circuit Length = 1.2079 miles
Start: 13:52 Flag 14:03 End: 14:04

BMCRC - MRO Championships 2015 - Rnd 1 @ Brands Hatch Indy

BMCRC Rookie Minitwins & EDlasia Rookie 400

RACE 4 - SECTOR ANALYSIS

SECTOR 1 = FL to I1, SECTOR 2 = I1 to I2, SECTOR 3 = I2 to FL, DIFF = Difference To Personal Best Lap

5 -	36.489	24.160	1:00.649 (3)	71.70	0.735	13:58:27.072
6 -	37.345	23.961	1:01.306	70.93	1.392	13:59:28.378
7 -	36.699	24.141	1:00.840	71.47	0.926	14:00:29.218
8 -	36.947	23.689	1:00.636 (2)	71.71	0.722	14:01:29.854
9 -	38.051	24.301	1:02.352	69.74	2.438	14:02:32.206
10 -	37.430	23.842	1:01.272	70.97	1.358	14:03:33.478
11 -	36.252	23.662	59.914 (1)	72.58		14:04:33.932

P25 81 R4 Scott GRANT			Yamaha -			
IDEAL LAP TIME : 59.681		BEST LAP TIME : 59.681		DIFFERENCE : 0.000		
LAP	SECTOR 1	SECTOR 2	LAP TIME	MPH	DIFF	TIME OF DAY
1 -		24.709	1:28.053	49.38	28.372	13:54:19.225
2 -	38.020	25.161	1:03.181	68.82	3.500	13:55:22.406
3 -	37.880	24.577	1:02.457	69.62	2.776	13:56:24.863
4 -	37.877	24.650	1:02.527	69.54	2.846	13:57:27.390
5 -	36.098	24.171	1:00.269 (3)	72.15	0.588	13:58:27.659
6 -	36.477	24.132	1:00.609	71.74	0.928	13:59:28.268
7 -	35.730	23.951	59.681 (1)	72.86		14:00:27.949
8 -	35.878	23.954	59.832 (2)	72.68	0.151	14:01:27.781
9 -	38.142	24.432	1:02.574	69.49	2.893	14:02:30.355
10 -	36.360	24.881	1:01.241	71.00	1.560	14:03:31.596
11 -	37.587	24.370	1:01.957	70.18	2.276	14:04:33.553

P26 183 R4 Pete GIBSON			Aprilia -			
IDEAL LAP TIME : 1:00.550		BEST LAP TIME : 1:00.912		DIFFERENCE : 0.362		
LAP	SECTOR 1	SECTOR 2	LAP TIME	MPH	DIFF	TIME OF DAY
1 -		25.301	1:33.426	46.54	32.514	13:54:24.598
2 -	38.675	24.443	1:03.118	68.89	2.206	13:55:27.716
3 -	37.901	25.457	1:03.358	68.63	2.446	13:56:31.074
4 -	37.065	24.206	1:01.271 (2)	70.97	0.359	13:57:32.345
5 -	37.053	24.294	1:01.347	70.88	0.435	13:58:33.692
6 -	36.725	24.187	1:00.912 (1)	71.39		13:59:34.604
7 -	37.132	24.267	1:01.399	70.82	0.487	14:00:36.003
8 -	37.215	24.451	1:01.666	70.51	0.754	14:01:37.669
9 -	37.580	24.386	1:01.966	70.17	1.054	14:02:39.635
10 -	37.823	23.848	1:01.671	70.51	0.759	14:03:41.306
11 -	37.505	23.825	1:01.330 (3)	70.90	0.418	14:04:42.636

P27 17 R4 Kieran BOYCE			Honda -			
IDEAL LAP TIME : 1:01.648		BEST LAP TIME : 1:01.761		DIFFERENCE : 0.113		
LAP	SECTOR 1	SECTOR 2	LAP TIME	MPH	DIFF	TIME OF DAY
1 -		26.604	1:33.909	46.30	32.148	13:54:25.081
2 -	39.475	24.874	1:04.349	67.57	2.588	13:55:29.430
3 -	39.373	24.997	1:04.370	67.55	2.609	13:56:33.800
4 -	38.129	24.993	1:03.122	68.89	1.361	13:57:36.922
5 -	38.240	25.065	1:03.305	68.69	1.544	13:58:40.227
6 -	37.507	24.771	1:02.278	69.82	0.517	13:59:42.505
7 -	37.345	24.607	1:01.952 (2)	70.19	0.191	14:00:44.457
8 -	37.417	24.344	1:01.761 (1)	70.41		14:01:46.218
9 -	37.754	24.303	1:02.057 (3)	70.07	0.296	14:02:48.275
10 -	37.648	25.183	1:02.831	69.21	1.070	14:03:51.106

P28 104 R4 David OGDEN			Yamaha -			
IDEAL LAP TIME : 1:04.707		BEST LAP TIME : 1:04.746		DIFFERENCE : 0.039		
LAP	SECTOR 1	SECTOR 2	LAP TIME	MPH	DIFF	TIME OF DAY
1 -		25.951	1:30.627	47.98	25.881	13:54:21.799
2 -	40.396	25.684	1:06.080	65.80	1.334	13:55:27.879
3 -	40.619	25.836	1:06.455	65.43	1.709	13:56:34.334
4 -	41.231	26.181	1:07.412	64.50	2.666	13:57:41.746
5 -	40.776	25.628	1:06.404	65.48	1.658	13:58:48.150

Weather / Track : Cloudy / Dry

Brands Hatch Indy
Circuit Length = 1.2079 miles
Start: 13:52 Flag 14:03 End: 14:04

BMCRC - MRO Championships 2015 - Rnd 1 @ Brands Hatch Indy

BMCRC Rookie Minitwins & EDIasia Rookie 400

RACE 4 - SECTOR ANALYSIS

SECTOR 1 = FL to I1, SECTOR 2 = I1 to I2, SECTOR 3 = I2 to FL, DIFF = Difference To Personal Best Lap

6 -	39.998	25.243	1:05.241 (3)	66.65	0.495	13:59:53.391
7 -	39.571	25.175	1:04.746 (1)	67.16		14:00:58.137
8 -	39.901	25.136	1:05.037 (2)	66.86	0.291	14:02:03.174
9 -	41.340	25.689	1:07.029	64.87	2.283	14:03:10.203
10 -	41.552	25.830	1:07.382	64.53	2.636	14:04:17.585

P29 80 R4	Scott ALLOTT	Suzuki -
IDEAL LAP TIME : 1:03.819	BEST LAP TIME : 1:04.050	DIFFERENCE : 0.231

LAP	SECTOR 1	SECTOR 2	LAP TIME	MPH	DIFF	TIME OF DAY
1 -		26.641	1:37.390	44.65	33.340	13:54:28.562
2 -	41.940	25.814	1:07.754	64.18	3.704	13:55:36.316
3 -	38.853	25.610	1:04.463 (2)	67.45	0.413	13:56:40.779
4 -	40.522	25.631	1:06.153	65.73	2.103	13:57:46.932
5 -	40.313	26.093	1:06.406	65.48	2.356	13:58:53.338
6 -	39.848	25.757	1:05.605	66.28	1.555	13:59:58.943
7 -	39.084	24.966	1:04.050 (1)	67.89		14:01:02.993
8 -	38.900	26.251	1:05.151 (3)	66.74	1.101	14:02:08.144
9 -	41.014	26.396	1:07.410	64.50	3.360	14:03:15.554
10 -	40.421	25.738	1:06.159	65.72	2.109	14:04:21.713

P30 123 R4	Heather BELCHER	Kawasaki -
IDEAL LAP TIME : 1:06.267	BEST LAP TIME : 1:06.832	DIFFERENCE : 0.565

LAP	SECTOR 1	SECTOR 2	LAP TIME	MPH	DIFF	TIME OF DAY
1 -		26.747	1:37.976	44.38	31.144	13:54:29.148
2 -	42.207	25.877	1:08.084	63.87	1.252	13:55:37.232
3 -	41.263	25.569	1:06.832 (1)	65.06		13:56:44.064
4 -	41.017	26.100	1:07.117 (2)	64.79	0.285	13:57:51.181
5 -	41.542	26.965	1:08.507	63.47	1.675	13:58:59.688
6 -	43.166	27.191	1:10.357	61.80	3.525	14:00:10.045
7 -	41.852	26.997	1:08.849	63.16	2.017	14:01:18.894
8 -	41.891	27.433	1:09.324	62.72	2.492	14:02:28.218
9 -	41.642	25.477	1:07.119 (3)	64.78	0.287	14:03:35.337
10 -	40.790	26.337	1:07.127	64.78	0.295	14:04:42.464

P31 31 RMT	Kelvin EVENDEN	Suzuki - Glosrose Group
IDEAL LAP TIME : 1:10.278	BEST LAP TIME : 1:10.720	DIFFERENCE : 0.442

LAP	SECTOR 1	SECTOR 2	LAP TIME	MPH	DIFF	TIME OF DAY
1 -		28.262	1:20.904	53.74	10.184	13:54:12.076
2 -	43.473	28.418	1:11.891	60.48	1.171	13:55:23.967
3 -	43.192	27.735	1:10.927 (2)	61.31	0.207	13:56:34.894
4 -	44.425	28.835	1:13.260	59.35	2.540	13:57:48.154
5 -	42.543	28.177	1:10.720 (1)	61.49		13:58:58.874
6 -	42.920	28.501	1:11.421 (3)	60.88	0.701	14:00:10.295
7 -	43.952	29.035	1:12.987	59.58	2.267	14:01:23.282
8 -	46.044	29.928	1:15.972	57.23	5.252	14:02:39.254
9 -	44.482	29.203	1:13.685	59.01	2.965	14:03:52.939

P32 134 R4	Debbie PETTET	Kawasaki - Chris Pettet
IDEAL LAP TIME : 1:08.980	BEST LAP TIME : 1:09.014	DIFFERENCE : 0.034

LAP	SECTOR 1	SECTOR 2	LAP TIME	MPH	DIFF	TIME OF DAY
1 -		26.930	1:37.025	44.81	28.011	13:54:28.197
2 -	42.050	26.964	1:09.014 (1)	63.01		13:55:37.211
3 -	43.443	28.049	1:11.492	60.82	2.478	13:56:48.703
4 -	43.487	27.574	1:11.061	61.19	2.047	13:57:59.764
5 -	42.964	27.588	1:10.552 (2)	61.63	1.538	13:59:10.316
6 -	43.696	29.497	1:13.193	59.41	4.179	14:00:23.509
7 -	43.101	27.913	1:11.014	61.23	2.000	14:01:34.523
8 -	42.586	28.201	1:10.787 (3)	61.43	1.773	14:02:45.310
9 -	43.515	27.916	1:11.431	60.87	2.417	14:03:56.741

Weather / Track : Cloudy / Dry

Brands Hatch Indy
Circuit Length = 1.2079 miles
Start: 13:52 Flag 14:03 End: 14:04

BMCRC - MRO Championships 2015 - Rnd 1 @ Brands Hatch Indy

BMCRC Rookie Minitwins & EDIasia Rookie 400

RACE 4 - SECTOR ANALYSIS

SECTOR 1 = FL to I1, SECTOR 2 = I1 to I2, SECTOR 3 = I2 to FL, DIFF = Difference To Personal Best Lap

P33 444 RMT Mark WILLIAMS			Suzuki -			
IDEAL LAP TIME : 55.039		BEST LAP TIME : 55.436	DIFFERENCE : 0.397			
LAP	SECTOR 1	SECTOR 2	LAP TIME	MPH	DIFF	TIME OF DAY
1 -		23.186	1:03.268	68.73	7.832	13:53:54.440
2 -	35.105	22.804	57.909	75.09	2.473	13:54:52.349
3 -	34.837	23.147	57.984	74.99	2.548	13:55:50.333
4 -	34.102	22.864	56.966	76.33	1.530	13:56:47.299
5 -	34.368	22.564	56.932	76.38	1.496	13:57:44.231
6 -	34.124	22.004	56.128	77.47	0.692	13:58:40.359
7 -	33.764	22.357	56.121 (3)	77.48	0.685	13:59:36.480
8 -	33.115	22.702	55.817 (2)	77.90	0.381	14:00:32.297
9 -	33.512	21.924	55.436 (1)	78.44		14:01:27.733
10 -	44.712	24.631	1:09.343	62.71	13.907	14:02:37.076
11 -	34.033	22.802	56.835	76.51	1.399	14:03:33.911

P34 36 R4 Mathew COLE			Kawasaki - Hampshire Hypnotherapy			
IDEAL LAP TIME : 1:08.223		BEST LAP TIME : 1:08.363	DIFFERENCE : 0.140			
LAP	SECTOR 1	SECTOR 2	LAP TIME	MPH	DIFF	TIME OF DAY
1 -		28.426	1:39.863	43.54	31.500	13:54:31.035
2 -	41.797	27.950	1:09.747	62.34	1.384	13:55:40.782
3 -	42.032	28.439	1:10.471	61.70	2.108	13:56:51.253
4 -	42.094	27.737	1:09.831	62.27	1.468	13:58:01.084
5 -	41.997	27.611	1:09.608	62.47	1.245	13:59:10.692
6 -	41.115	27.387	1:08.502 (2)	63.48	0.139	14:00:19.194
7 -	41.685	27.427	1:09.112 (3)	62.92	0.749	14:01:28.306
8 -	41.807	28.389	1:10.196	61.94	1.833	14:02:38.502
9 -	40.836	27.527	1:08.363 (1)	63.61		14:03:46.865

P35 66 RMT Mark SMITH			Suzuki -			
IDEAL LAP TIME : 1:09.918		BEST LAP TIME : 1:10.654	DIFFERENCE : 0.736			
LAP	SECTOR 1	SECTOR 2	LAP TIME	MPH	DIFF	TIME OF DAY
1 -		27.935	1:19.525	54.68	8.871	13:54:10.697
2 -	43.649	27.838	1:11.487	60.83	0.833	13:55:22.184
3 -	43.217	28.105	1:11.322 (3)	60.97	0.668	13:56:33.506
4 -	43.239	27.795	1:11.034 (2)	61.21	0.380	13:57:44.540
5 -	42.123	28.531	1:10.654 (1)	61.54		13:58:55.194
6 -	43.535	27.825	1:11.360	60.93	0.706	14:00:06.554
7 -	44.603	32.089	1:16.692	56.70	6.038	14:01:23.246

P36 69 RMT Danny HUSKINSON			Suzuki - art of racing			
IDEAL LAP TIME : 1:09.793		BEST LAP TIME : 1:09.195	DIFFERENCE : -0.597			
LAP	SECTOR 1	SECTOR 2	LAP TIME	MPH	DIFF	TIME OF DAY
1 -		25.577	1:09.195 (1)	62.84		13:54:00.367

BMCRC - MRO Championships 2015 - Rnd 1 @ Brands Hatch Indy

BMCRC Rookie Minitwins & EDIasia Rookie 400

RACE 4 - BEST SECTORS

SECTOR 1			SECTOR 2			IDEAL / BEST COMPARISON						
POS	NO	NAME	TIME	NO	NAME	TIME	POS	NO	NAME	IDEAL	BEST	DIFF
									PERFECT LAP	53.244		
1	139	KIRK	32.099	139	KIRK	21.145	1	139	KIRK	53.244	53.578	0.334
2	68	EUSTACE	32.406	68	EUSTACE	21.378	2	68	EUSTACE	53.784	53.784	0.000
3	444	WILLIAMS	33.115	444	WILLIAMS	21.924	3	444	WILLIAMS	55.039	55.436	0.397
4	138	BERRY	33.454	138	BERRY	22.096	4	138	BERRY	55.550	55.689	0.139
5	192	MOFFA	34.061	192	MOFFA	22.236	5	192	MOFFA	56.297	56.620	0.323
6	90	GIGNEY	34.172	29	BOHANAN	22.261	6	90	GIGNEY	56.544	56.994	0.450
7	140	SALES	34.350	90	GIGNEY	22.372	7	29	BOHANAN	56.672	57.020	0.348
8	29	BOHANAN	34.411	34	JOHNSON	22.396	8	140	SALES	57.247	57.317	0.070
9	41	TURNER	34.470	32	THAY	22.701	9	34	JOHNSON	57.270	57.287	0.017
10	25	WHELAN	34.709	43	DAY	22.807	10	41	TURNER	57.315	57.705	0.390
11	32	THAY	34.833	41	TURNER	22.845	11	32	THAY	57.534	57.534	0.000
12	34	JOHNSON	34.874	140	SALES	22.897	12	25	WHELAN	57.702	57.706	0.004
13	43	DAY	35.072	84	BRANCO	22.935	13	43	DAY	57.879	58.008	0.129
14	125	WILSON	35.272	25	WHELAN	22.993	14	125	WILSON	58.602	58.890	0.288
15	23	EVANS	35.282	57	FISHER	23.153	15	23	EVANS	58.940	59.199	0.259
16	81	GRANT	35.730	97	PACKHAM	23.208	16	84	BRANCO	59.137	59.677	0.540
17	57	FISHER	36.006	125	WILSON	23.330	17	57	FISHER	59.159	59.635	0.476
18	22	DOWDS	36.058	23	EVANS	23.658	18	81	GRANT	59.681	59.681	0.000
19	38	COUCHMAN	36.186	55	COOPER	23.662	19	97	PACKHAM	59.697	59.877	0.180
20	84	BRANCO	36.202	83	PATTERSON	23.718	20	22	DOWDS	59.835	59.870	0.035
21	55	COOPER	36.252	38	COUCHMAN	23.719	21	38	COUCHMAN	59.905	59.980	0.075
22	97	PACKHAM	36.489	93	WALLIS	23.762	22	55	COOPER	59.914	59.914	0.000
23	83	PATTERSON	36.513	22	DOWDS	23.777	23	83	PATTERSON	1:00.231	1:00.231	0.000
24	93	WALLIS	36.549	82	FOSTER	23.797	24	93	WALLIS	1:00.311	1:00.370	0.059
25	88	RANDALL	36.625	183	GIBSON	23.825	25	88	RANDALL	1:00.498	1:00.505	0.007
26	183	GIBSON	36.725	88	RANDALL	23.873	26	183	GIBSON	1:00.550	1:00.912	0.362
27	82	FOSTER	37.048	81	GRANT	23.951	27	82	FOSTER	1:00.845	1:00.845	0.000
28	17	BOYCE	37.345	17	BOYCE	24.303	28	17	BOYCE	1:01.648	1:01.761	0.113
29	80	ALLOTT	38.853	80	ALLOTT	24.966	29	80	ALLOTT	1:03.819	1:04.050	0.231
30	104	OGDEN	39.571	104	OGDEN	25.136	30	104	OGDEN	1:04.707	1:04.746	0.039
31	123	BELCHER	40.790	123	BELCHER	25.477	31	123	BELCHER	1:06.267	1:06.832	0.565
32	36	COLE	40.836	69	HUSKINSON	25.577	32	36	COLE	1:08.223	1:08.363	0.140
33	134	PETTET	42.050	134	PETTET	26.930	33	134	PETTET	1:08.980	1:09.014	0.034
34	66	SMITH	42.123	36	COLE	27.387	34	69	HUSKINSON	1:09.793	1:09.195	-0.597
35	31	EVENDEN	42.543	31	EVENDEN	27.735	35	66	SMITH	1:09.918	1:10.654	0.736
36	69	HUSKINSON	44.216	66	SMITH	27.795	36	31	EVENDEN	1:10.278	1:10.720	0.442

Weather / Track : Cloudy / Dry

Results can be found at www.tsl-timing.com

Brands Hatch Indy
 Circuit Length = 1.2079 miles
 Start: 13:52 Flag 14:03 End: 14:04

Printed - 14:08 Saturday, 28 March 2015


BMCRC - MRO Championships 2015 - Rnd 1 @ Brands Hatch Indy

BMCRC Rookie Minitwins & EDlasia Rookie 400

RACE 14 - GRID



ROW 14	42	36	Mathew COLE	41	134	Debbie PETTET	40	123	Heather BELCHER	
ROW 13		39	80	Scott ALLOTT	38	104	David OGDEN	37	17	Kieran BOYCE
ROW 12	36	183	Pete GIBSON	35	81	Scott GRANT	34	55	Nick COOPER	
ROW 11		33	57	Paul FISHER	32	23	Tham EVANS	31	25	Matty WHELAN
ROW 10										
ROW 9										
ROW 8	24	138	Alex BERRY	23	69	Danny HUSKINSON	22	66	Mark SMITH	
ROW 7		21	444	Mark WILLIAMS	20	31	Kelvin EVENDEN	19	82	James FOSTER
ROW 6	18	88	Peter RANDALL	17	83	Ian PATTERSON	16	38	Bob COUCHMAN	
ROW 5		15	22	Darren DOWDS	14	93	Jack WALLIS	13	84	Ricardo BRANCO
ROW 4	12	97	Jake PACKHAM	11	125	Paul WILSON	10	43	Harrison DAY	
ROW 3		9	34	Andrew JOHNSON	8	41	Ian TURNER	7	32	Chris THAY
ROW 2	6	29	Tristan BOHANAN	5	140	Daniel SALES	4	192	Daniel MOFFA	
ROW 1		3	90	Kurt GIGNEY	2	68	Thomas EUSTACE	1	139	Byron KIRK
									Pole	



Brands Hatch Indy
Circuit Length = 1.2079 miles

These results are provisional until the conclusion of any judicial and technical matters.

Clerk Of Course :		Timekeeper :
-------------------	--	--------------

Results can be found at www.tsl-timing.com

Printed - 14:39 Saturday, 28 March 2015



BMCRC - MRO Championships 2015 - Rnd 1 @ Brands Hatch Indy

BMCRC Rookie Minitwins & EDlasia Rookie 400

RACE 14 - CLASSIFICATION



CLASS : R4

POS	NO	CL	NAME	ENTRY	LAPS	TIME	GAP	DIFF	MPH	BEST	ON
1	25	R4	Matty WHELAN	Yamaha - Blueline Taxis Barnsley	11	11:22.295			70.10	57.822	11
2	23	R4	Tham EVANS	Honda -	11	11:27.976	1 Lap	5.681	69.52	59.012	10
3	55	R4	Nick COOPER	Aprilia - Skint Racing	11	11:33.605	1 Lap	5.629	68.96	59.409	10
4	57	R4	Paul FISHER	Kawasaki -	11	11:35.087	1 Lap	1.482	68.81	59.161	11
5	183	R4	Pete GIBSON	Aprilia -	11	11:41.449	1 Lap	5.693	68.19	1:00.186	10
6	81	R4	Scott GRANT	Yamaha -	11	11:49.584	1 Lap	3.877	67.41	1:00.544	11
7	17	R4	Kieran BOYCE	Honda -	10	10:58.409	2 Laps	1 Lap	66.04	1:01.519	10
8	104	R4	David OGDEN	Yamaha -	10	11:43.898	2 Laps	45.489	61.77	1:07.223	8
9	80	R4	Scott ALLOTT	Suzuki -	10	11:51.487	2 Laps	7.589	61.11	1:05.958	8
10	36	R4	Mathew COLE	Kawasaki - Hampshire Hypnotherapy	10	11:56.401	2 Laps	4.914	60.70	1:06.378	10
11	123	R4	Heather BELCHER	Kawasaki -	10	11:58.742	2 Laps	2.341	60.50	1:07.636	7
12	134	R4	Debbie PETTET	Kawasaki - Chris Pettet	9	11:15.113	3 Laps	4.685	57.97	1:10.475	9

CLASS : RMT

POS	NO	CL	NAME	ENTRY	LAPS	TIME	GAP	DIFF	MPH	BEST	ON
1	139	RMT	Byron KIRK	Suzuki -	12	10:57.711			79.34	53.517	11
2	68	RMT	Thomas EUSTACE	Suzuki - More moto	12	11:00.979	3.268	3.268	78.94	53.785	10
3	192	RMT	Daniel MOFFA	Suzuki - Forest Stump	12	11:33.692	35.981	32.713	75.22	56.506	2
4	90	RMT	Kurt GIGNEY	Suzuki -	12	11:36.338	38.627	2.646	74.93	56.421	2
5	444	RMT	Mark WILLIAMS	Suzuki -	12	11:37.279	39.568	0.941	74.83	55.917	9
6	29	RMT	Tristan BOHANAN	Suzuki - MY BRUV !	12	11:42.428	44.717	5.149	74.28	56.911	10
7	34	RMT	Andrew JOHNSON	Suzuki -	12	11:50.534	52.823	8.106	73.44	56.935	4
8	93	RMT	Jack WALLIS	Suzuki -	12	11:50.663	52.952	0.129	73.42	57.570	11
9	32	RMT	Chris THAY	Suzuki - Scell-it uk	12	11:52.242	54.531	1.579	73.26	57.648	7
10	43	RMT	Harrison DAY	Suzuki -	12	11:52.637	54.926	0.395	73.22	57.454	8
11	138	RMT	Alex BERRY	Suzuki - The Great Frog	11	11:02.214	1 Lap	1 Lap	72.23	58.247	8
12	41	RMT	Ian TURNER	Suzuki - Mong Motorsport	11	11:02.241	1 Lap	0.027	72.23	58.321	11
13	84	RMT	Ricardo BRANCO	Suzuki - Essential Rubber Tyres	11	11:11.050	1 Lap	8.809	71.28	59.029	10
14	88	RMT	Peter RANDALL	Suzuki -	11	11:18.967	1 Lap	7.917	70.45	59.516	11
15	22	RMT	Darren DOWDS	Suzuki - IRP Decals	11	11:21.261	1 Lap	2.294	70.21	59.811	9
16	38	RMT	Bob COUCHMAN	Suzuki -	11	11:21.778	1 Lap	0.517	70.16	1:00.264	9
17	125	RMT	Paul WILSON	Suzuki -	11	11:21.888	1 Lap	0.110	70.15	1:00.623	4
18	97	RMT	Jake PACKHAM	Suzuki -	11	11:35.756	1 Lap	0.669	68.75	58.594	11
19	83	RMT	Ian PATTERSON	Suzuki - Essential Rubber Tyres	11	11:43.403	1 Lap	1.954	68.00	1:02.068	10
20	82	RMT	James FOSTER	Suzuki - Essential Rubber Tyres	11	11:45.707	1 Lap	2.304	67.78	1:01.338	11
21	66	RMT	Mark SMITH	Suzuki -	10	12:08.358	2 Laps	9.616	59.70	1:09.760	8
22	31	RMT	Kelvin EVENDEN	Suzuki - Glosrose Group	9	11:10.428	3 Laps	1 Lap	58.37	1:11.501	2
DNF	69	RMT	Danny HUSKINSON	Suzuki - art of racing	0						0

FASTEST LAP

139	RMT	Byron KIRK	Suzuki -	11	53.517	81.25 mph	130.76 kph
25	R4	Matty WHELAN	Yamaha - Blueline Taxis Barnsley	11	57.822	75.20 mph	121.03 kph

90% of Race Speed = 71.40mph(Rookie Minitwins) 63.09mph(Rookie 400)

Brands Hatch Indy

Circuit Length = 1.2079 miles

Start: 16:51 Flag 17:02 End: 17:03

Weather / Track : Cloudy / Dry

These results are provisional until the conclusion of any judicial and technical matters.

Clerk Of Course :	Timekeeper :
-------------------	--------------

Results can be found at www.tsl-timing.com

Printed - 17:06 Saturday, 28 March 2015



BMCRC - MRO Championships 2015 - Rnd 1 @ Brands Hatch Indy

BMCRC Rookie Minitwins & EDIasia Rookie 400

RACE 14 - LAP CHART

LAP 1 @ 16:52:05.160

NO	BEHIND	LAP TIME
139		58.174
68	3.049	1:01.223
90	3.235	1:01.409
192	4.314	1:02.488
32	5.717	1:03.891
93	7.194	1:05.368
29	7.278	1:05.452
43	8.139	1:06.313
84	9.105	1:07.279
444	9.217	1:07.391
41	9.296	1:07.470
22	10.175	1:08.349
34	10.403	1:08.577
125	10.640	1:08.814
138	11.574	1:09.748
83	12.885	1:11.059
88	13.131	1:11.305
38	13.347	1:11.521
82	16.015	1:14.189
31	21.281	1:19.455
66	21.877	1:20.051
97	22.432	1:20.606
23	27.047	1:25.221
57	27.528	1:25.702
55	27.914	1:26.088
25	28.819	1:26.993
183	31.625	1:29.799
81	32.064	1:30.238
104	34.583	1:32.757
17	35.603	1:33.777
123	38.224	1:36.398
80	38.601	1:36.775
36	40.461	1:38.635
134	40.997	1:39.171

LAP 2 @ 16:52:59.391

NO	BEHIND	LAP TIME
139		54.231
68	2.648	53.830
90	5.425	56.421
192	6.589	56.506
32	9.876	58.390
29	10.059	57.012
93	12.794	59.831
43	13.065	59.157
444	13.226	58.240
41	14.819	59.754
34	15.223	59.051
84	15.910	1:01.036
22	16.779	1:00.835
138	17.163	59.820
125	17.348	1:00.939
88	19.392	1:00.492
38	20.773	1:01.657
83	22.051	1:03.397
82	24.896	1:03.112
97	33.719	1:05.518
23	34.283	1:01.467
57	34.566	1:01.269
25	34.898	1:00.310
55	35.279	1:01.596
31	38.551	1:11.501

183	38.670	1:01.276
81	41.978	1:04.145
66	42.826	1:15.180
17	47.989	1:06.617
104	48.254	1:07.902
80	53.081	1:08.711

LAP 3 @ 16:53:53.929

NO	BEHIND	LAP TIME
139		54.538
123	1 Lap	1:10.845
36	1 Lap	1:09.439
68	2.035	53.925
134	1 Lap	1:10.856
90	8.305	57.418
192	8.937	56.886
32	13.529	58.191
29	13.785	58.264
444	16.093	57.405
93	17.071	58.815
43	17.261	58.734
41	19.528	59.247
34	19.624	58.939
138	21.621	58.996
84	22.234	1:00.862
22	22.887	1:00.646
125	23.597	1:00.787
88	25.875	1:01.021
38	26.673	1:00.438
83	31.219	1:03.706
82	33.433	1:03.075
23	41.041	1:01.296
25	41.156	1:00.796
97	41.657	1:02.476
55	41.841	1:01.100
57	42.060	1:02.032
183	45.516	1:01.384
81	51.529	1:04.089

LAP 4 @ 16:54:48.873

NO	BEHIND	LAP TIME
139		54.944
17	1 Lap	1:03.738
31	1 Lap	1:13.343
68	2.467	55.376
66	1 Lap	1:12.124
104	1 Lap	1:07.578
192	10.688	56.695
80	1 Lap	1:07.170
90	11.897	58.536
123	1 Lap	1:09.821
36	1 Lap	1:09.576
32	16.474	57.889
29	16.827	57.986
444	18.774	57.625
93	20.849	58.722
43	20.985	58.668
134	1 Lap	1:13.311
34	21.615	56.935
41	23.449	58.865
138	25.996	59.319
84	28.251	1:00.961
125	29.276	1:00.623
22	29.372	1:01.429

88	32.219	1:01.288
38	32.252	1:00.523
83	39.108	1:02.833
82	41.756	1:03.267
23	46.229	1:00.132
25	46.375	1:00.163
55	47.777	1:00.880
57	48.153	1:01.037
97	49.386	1:02.673
183	51.937	1:01.365

LAP 5 @ 16:55:43.380

NO	BEHIND	LAP TIME
139		54.507
68	2.335	54.375
81	1 Lap	1:02.480
17	1 Lap	1:02.519
192	13.636	57.455
90	15.429	58.039
104	1 Lap	1:07.707
32	20.958	58.991
29	21.297	58.977
444	21.754	57.487
31	1 Lap	1:15.109
66	1 Lap	1:12.267
80	1 Lap	1:07.498
93	25.295	58.953
34	25.590	58.482
43	25.804	59.326
41	29.533	1:00.591
123	1 Lap	1:08.975
36	1 Lap	1:09.036
138	31.538	1:00.049
84	33.886	1:00.142
125	36.607	1:01.838
22	36.844	1:01.979
88	37.922	1:00.210
38	38.438	1:00.693
134	1 Lap	1:12.517
83	48.112	1:03.511
82	49.452	1:02.203
25	51.251	59.383
23	52.170	1:00.448
55	53.704	1:00.434
57	53.980	1:00.334

LAP 6 @ 16:56:37.651

NO	BEHIND	LAP TIME
139		54.271
97	1 Lap	1:00.745
68	1.972	53.908
183	1 Lap	1:01.025
81	1 Lap	1:01.593
192	16.077	56.712
90	17.943	56.785
17	1 Lap	1:02.096
32	25.029	58.342
29	25.142	58.116
444	25.265	57.782
34	29.377	58.058
93	30.799	59.775
43	30.958	59.425
104	1 Lap	1:08.811
138	36.941	59.674

41	37.760	1:02.498
66	1 Lap	1:11.756
80	1 Lap	1:11.808
84	41.552	1:01.937
31	1 Lap	1:14.510
88	44.242	1:00.591
125	44.374	1:02.038
36	1 Lap	1:08.454
22	44.749	1:02.176
123	1 Lap	1:09.653
38	45.161	1:00.994

LAP 7 @ 16:57:33.152

NO	BEHIND	LAP TIME
139		55.501
68	1.576	55.105
25	1 Lap	1:00.410
83	1 Lap	1:03.744
82	1 Lap	1:02.568
134	2 Laps	1:12.825
23	1 Lap	1:00.445
57	1 Lap	59.265
55	1 Lap	1:00.479
97	1 Lap	1:00.981
183	1 Lap	1:01.020
81	1 Lap	1:00.849
192	17.517	56.941
90	19.549	57.107
17	1 Lap	1:01.724
32	27.176	57.648
444	27.363	57.599
29	27.509	57.868
34	30.953	57.077
93	33.541	58.243
43	33.683	58.226
138	41.127	59.687
41	41.452	59.193
84	46.872	1:00.821
104	1 Lap	1:08.420
125	50.762	1:01.889
88	51.310	1:02.569
38	52.775	1:03.115
22	53.609	1:04.361

LAP 8 @ 16:58:28.091

NO	BEHIND	LAP TIME
139		54.939
66	2 Laps	1:10.294
68	0.867	54.230
80	2 Laps	1:10.567
36	2 Laps	1:08.481
123	2 Laps	1:09.389
25	1 Lap	58.162
31	2 Laps	1:14.822
23	1 Lap	1:00.551
83	1 Lap	1:02.784
57	1 Lap	1:01.537
82	1 Lap	1:02.827
55	1 Lap	1:00.882
97	1 Lap	1:00.756
183	1 Lap	1:01.434
134	2 Laps	1:12.129
192	20.330	57.752
90	21.619	57.009

81	1 Lap	1:00.718
32	29.926	57.689
444	30.010	57.586
29	30.290	57.720
17	1 Lap	1:02.126
34	34.291	58.277
43	36.198	57.454
93	36.739	58.137
138	44.435	58.247
41	45.045	58.532
84	51.416	59.483

LAP 9 @ 16:59:22.966

NO	BEHIND	LAP TIME
139		54.875
68	0.380	54.388
88	1 Lap	1:01.099
125	1 Lap	1:02.017
38	1 Lap	1:00.598
22	1 Lap	1:00.831
104	2 Laps	1:08.552
25	1 Lap	1:00.554
23	1 Lap	1:01.148
66	2 Laps	1:10.026
36	2 Laps	1:08.561
80	2 Laps	1:09.909
123	2 Laps	1:07.636
57	1 Lap	1:01.822
55	1 Lap	1:01.952
83	1 Lap	1:03.173
82	1 Lap	1:03.024
97	1 Lap	1:02.102
192	22.738	57.283
183	1 Lap	1:01.792
90	24.306	57.562
31	2 Laps	1:14.218
81	1 Lap	1:01.807
444	31.052	55.917
29	33.816	58.401
32	33.975	58.924
134	2 Laps	1:12.098
34	37.617	58.201
17	1 Lap	1:01.844
43	39.425	58.102
93	39.581	57.717
138	48.869	59.309
41	49.036	58.866

LAP 10 @ 17:00:17.131

NO	BEHIND	LAP TIME
68		53.785
139	0.447	54.612
84	1 Lap	59.618
88	1 Lap	1:00.201
125	1 Lap	1:00.650
38	1 Lap	1:00.264
22	1 Lap	59.811
25	1 Lap	58.908
104	2 Laps	1:07.223
23	1 Lap	59.133
55	1 Lap	1:01.113
57	1 Lap	1:02.581
97	1 Lap	1:02.257
192	28.144	59.571

Weather / Track : Cloudy / Dry

Brands Hatch Indy
Circuit Length = 1.2079 miles
Start: 16:51 Flag 17:02 End: 17:03

BMCRC - MRO Championships 2015 - Rnd 1 @ Brands Hatch Indy

BMCRC Rookie Minitwins & EDIasia Rookie 400

RACE 14 - LAP CHART

80	2 Laps	1:05.958	22	1 Lap	1:00.084
83	1 Lap	1:04.545	38	1 Lap	1:00.818
90	29.083	58.942	125	1 Lap	1:01.112
183	1 Lap	1:01.727	25	1 Lap	57.822
66	2 Laps	1:09.760	23	1 Lap	59.123
123	2 Laps	1:09.341	55	1 Lap	59.672
36	2 Laps	1:09.932	192	35.981	57.457
82	1 Lap	1:08.023	57	1 Lap	59.161
444	33.302	56.415	97	1 Lap	58.594
29	36.562	56.911	90	38.627	57.749
81	1 Lap	1:01.016	444	39.568	56.499
32	44.252	1:04.442	183	1 Lap	1:00.441
34	44.369	1:00.917	29	44.717	57.619
93	44.611	59.195	83	1 Lap	1:02.583
43	44.821	59.561	104	2 Laps	1:07.382
31	2 Laps	1:13.616	82	1 Lap	1:01.338
17	1 Lap	1:02.449	81	1 Lap	1:00.544
138	53.089	58.385	34	52.823	58.692
41	53.775	58.904	93	52.952	58.337

LAP 11 @ 17:01:11.008

NO	BEHIND	LAP TIME
68		53.877
139	0.087	53.517
134	3 Laps	1:11.731
84	1 Lap	59.029
88	1 Lap	1:00.675
125	1 Lap	1:01.181
38	1 Lap	1:01.157
22	1 Lap	1:00.760
25	1 Lap	58.794
23	1 Lap	59.012
55	1 Lap	59.409
57	1 Lap	1:00.347
192	32.213	57.946
104	2 Laps	1:07.566
97	1 Lap	59.048
90	34.567	59.361
444	36.758	57.333
83	1 Lap	1:02.068
183	1 Lap	1:00.186
82	1 Lap	1:02.081
29	40.787	58.102
80	2 Laps	1:06.470
81	1 Lap	1:02.105
36	2 Laps	1:07.909
123	2 Laps	1:08.337
66	2 Laps	1:10.005
34	47.820	57.328
93	48.304	57.570
43	48.711	57.767
32	49.196	58.821

LAP 12 @ 17:02:04.697

NO	BEHIND	LAP TIME
139		53.602
17	2 Laps	1:01.519
68	3.268	56.957
138	1 Lap	58.980
41	1 Lap	58.321
31	3 Laps	1:13.854
84	1 Lap	59.882
134	3 Laps	1:10.475
88	1 Lap	59.516

Weather / Track : Cloudy / Dry

BMCRC - MRO Championships 2015 - Rnd 1 @ Brands Hatch Indy

BMCRC Rookie Minitwins & EDIasia Rookie 400

RACE 14 - SECTOR ANALYSIS

SECTOR 1 = FL to I1, SECTOR 2 = I1 to I2, SECTOR 3 = I2 to FL, DIFF = Difference To Personal Best Lap

P1 139 RMT Byron KIRK			Suzuki -			
IDEAL LAP TIME : 53.365		BEST LAP TIME : 53.517		DIFFERENCE : 0.152		
LAP	SECTOR 1	SECTOR 2	LAP TIME	MPH	DIFF	TIME OF DAY
1 -		21.565	58.174	74.75	4.657	16:52:05.160
2 -	32.739	21.492	54.231 (3)	80.18	0.714	16:52:59.391
3 -	32.535	22.003	54.538	79.73	1.021	16:53:53.929
4 -	32.882	22.062	54.944	79.14	1.427	16:54:48.873
5 -	32.487	22.020	54.507	79.78	0.990	16:55:43.380
6 -	32.771	21.500	54.271	80.12	0.754	16:56:37.651
7 -	33.381	22.120	55.501	78.35	1.984	16:57:33.152
8 -	32.253	22.686	54.939	79.15	1.422	16:58:28.091
9 -	33.258	21.617	54.875	79.24	1.358	16:59:22.966
10 -	32.948	21.664	54.612	79.62	1.095	17:00:17.578
11 -	32.210	21.307	53.517 (1)	81.25		17:01:11.095
12 -	32.447	21.155	53.602 (2)	81.12	0.085	17:02:04.697

P2 68 RMT Thomas EUSTACE			Suzuki - More moto			
IDEAL LAP TIME : 53.440		BEST LAP TIME : 53.785		DIFFERENCE : 0.345		
LAP	SECTOR 1	SECTOR 2	LAP TIME	MPH	DIFF	TIME OF DAY
1 -		22.135	1:01.223	71.02	7.438	16:52:08.209
2 -	32.557	21.273	53.830 (2)	80.78	0.045	16:53:02.039
3 -	32.538	21.387	53.925	80.64	0.140	16:53:55.964
4 -	33.466	21.910	55.376	78.52	1.591	16:54:51.340
5 -	32.582	21.793	54.375	79.97	0.590	16:55:45.715
6 -	32.334	21.574	53.908	80.66	0.123	16:56:39.623
7 -	33.171	21.934	55.105	78.91	1.320	16:57:34.728
8 -	32.167	22.063	54.230	80.18	0.445	16:58:28.958
9 -	32.850	21.538	54.388	79.95	0.603	16:59:23.346
10 -	32.356	21.429	53.785 (1)	80.85		17:00:17.131
11 -	32.361	21.516	53.877 (3)	80.71	0.092	17:01:11.008
12 -	34.996	21.961	56.957	76.34	3.172	17:02:07.965

P3 192 RMT Daniel MOFFA			Suzuki - Forest Stump			
IDEAL LAP TIME : 56.500		BEST LAP TIME : 56.506		DIFFERENCE : 0.006		
LAP	SECTOR 1	SECTOR 2	LAP TIME	MPH	DIFF	TIME OF DAY
1 -		22.697	1:02.488	69.59	5.982	16:52:09.474
2 -	34.427	22.079	56.506 (1)	76.95		16:53:05.980
3 -	34.509	22.377	56.886	76.44	0.380	16:54:02.866
4 -	34.421	22.274	56.695 (2)	76.70	0.189	16:54:59.561
5 -	35.236	22.219	57.455	75.68	0.949	16:55:57.016
6 -	34.486	22.226	56.712 (3)	76.67	0.206	16:56:53.728
7 -	34.431	22.510	56.941	76.37	0.435	16:57:50.669
8 -	35.588	22.164	57.752	75.29	1.246	16:58:48.421
9 -	34.432	22.851	57.283	75.91	0.777	16:59:45.704
10 -	36.229	23.342	59.571	72.99	3.065	17:00:45.275
11 -	35.360	22.586	57.946	75.04	1.440	17:01:43.221
12 -	34.597	22.860	57.457	75.68	0.951	17:02:40.678

P4 90 RMT Kurt GIGNEY			Suzuki -			
IDEAL LAP TIME : 56.364		BEST LAP TIME : 56.421		DIFFERENCE : 0.057		
LAP	SECTOR 1	SECTOR 2	LAP TIME	MPH	DIFF	TIME OF DAY
1 -		22.677	1:01.409	70.81	4.988	16:52:08.395
2 -	33.936	22.485	56.421 (1)	77.07		16:53:04.816
3 -	34.762	22.656	57.418	75.73	0.997	16:54:02.234
4 -	35.421	23.115	58.536	74.28	2.115	16:55:00.770
5 -	35.504	22.535	58.039	74.92	1.618	16:55:58.809
6 -	34.357	22.428	56.785 (2)	76.58	0.364	16:56:55.594
7 -	34.568	22.539	57.107	76.14	0.686	16:57:52.701
8 -	34.518	22.491	57.009 (3)	76.27	0.588	16:58:49.710
9 -	34.926	22.636	57.562	75.54	1.141	16:59:47.272

Weather / Track : Cloudy / Dry

Brands Hatch Indy
Circuit Length = 1.2079 miles
Start: 16:51 Flag 17:02 End: 17:03

BMCRC - MRO Championships 2015 - Rnd 1 @ Brands Hatch Indy

BMCRC Rookie Minitwins & EDIasia Rookie 400

RACE 14 - SECTOR ANALYSIS

SECTOR 1 = FL to I1, SECTOR 2 = I1 to I2, SECTOR 3 = I2 to FL, DIFF = Difference To Personal Best Lap

10 -	34.993	23.949	58.942	73.77	2.521	17:00:46.214
11 -	34.909	24.452	59.361	73.25	2.940	17:01:45.575
12 -	34.676	23.073	57.749	75.30	1.328	17:02:43.324

P5 444 RMT Mark WILLIAMS			Suzuki -			
IDEAL LAP TIME : 55.732		BEST LAP TIME : 55.917		DIFFERENCE : 0.185		
LAP	SECTOR 1	SECTOR 2	LAP TIME	MPH	DIFF	TIME OF DAY
1 -		23.603	1:07.391	64.52	11.474	16:52:14.377
2 -	35.304	22.936	58.240	74.66	2.323	16:53:12.617
3 -	34.921	22.484	57.405	75.75	1.488	16:54:10.022
4 -	34.579	23.046	57.625	75.46	1.708	16:55:07.647
5 -	34.694	22.793	57.487	75.64	1.570	16:56:05.134
6 -	34.846	22.936	57.782	75.25	1.865	16:57:02.916
7 -	34.608	22.991	57.599	75.49	1.682	16:58:00.515
8 -	34.456	23.130	57.586	75.51	1.669	16:58:58.101
9 -	33.612	22.305	55.917 (1)	77.76		16:59:54.018
10 -	33.967	22.448	56.415 (2)	77.08	0.498	17:00:50.433
11 -	34.795	22.538	57.333	75.84	1.416	17:01:47.766
12 -	34.379	22.120	56.499 (3)	76.96	0.582	17:02:44.265

P6 29 RMT Tristan BOHANAN			Suzuki - MY BRUV !			
IDEAL LAP TIME : 56.476		BEST LAP TIME : 56.911		DIFFERENCE : 0.435		
LAP	SECTOR 1	SECTOR 2	LAP TIME	MPH	DIFF	TIME OF DAY
1 -		23.526	1:05.452	66.43	8.541	16:52:12.438
2 -	34.491	22.521	57.012 (2)	76.27	0.101	16:53:09.450
3 -	35.219	23.045	58.264	74.63	1.353	16:54:07.714
4 -	34.887	23.099	57.986	74.99	1.075	16:55:05.700
5 -	35.141	23.836	58.977	73.73	2.066	16:56:04.677
6 -	35.079	23.037	58.116	74.82	1.205	16:57:02.793
7 -	35.302	22.566	57.868	75.14	0.957	16:58:00.661
8 -	34.694	23.026	57.720	75.33	0.809	16:58:58.381
9 -	34.985	23.416	58.401	74.46	1.490	16:59:56.782
10 -	34.599	22.312	56.911 (1)	76.41		17:00:53.693
11 -	36.117	21.985	58.102	74.84	1.191	17:01:51.795
12 -	34.708	22.911	57.619 (3)	75.47	0.708	17:02:49.414

P7 34 RMT Andrew JOHNSON			Suzuki -			
IDEAL LAP TIME : 56.928		BEST LAP TIME : 56.935		DIFFERENCE : 0.007		
LAP	SECTOR 1	SECTOR 2	LAP TIME	MPH	DIFF	TIME OF DAY
1 -		23.503	1:08.577	63.41	11.642	16:52:15.563
2 -	35.995	23.056	59.051	73.64	2.116	16:53:14.614
3 -	35.902	23.037	58.939	73.78	2.004	16:54:13.553
4 -	34.576	22.359	56.935 (1)	76.37		16:55:10.488
5 -	35.351	23.131	58.482	74.35	1.547	16:56:08.970
6 -	35.445	22.613	58.058	74.90	1.123	16:57:07.028
7 -	34.569	22.508	57.077 (2)	76.18	0.142	16:58:04.105
8 -	35.540	22.737	58.277	74.61	1.342	16:59:02.382
9 -	34.983	23.218	58.201	74.71	1.266	17:00:00.583
10 -	37.125	23.792	1:00.917	71.38	3.982	17:01:01.500
11 -	34.695	22.633	57.328 (3)	75.85	0.393	17:01:58.828
12 -	35.165	23.527	58.692	74.09	1.757	17:02:57.520

P8 93 RMT Jack WALLIS			Suzuki -			
IDEAL LAP TIME : 57.525		BEST LAP TIME : 57.570		DIFFERENCE : 0.045		
LAP	SECTOR 1	SECTOR 2	LAP TIME	MPH	DIFF	TIME OF DAY
1 -		23.702	1:05.368	66.52	7.798	16:52:12.354
2 -	36.367	23.464	59.831	72.68	2.261	16:53:12.185
3 -	35.339	23.476	58.815	73.93	1.245	16:54:11.000
4 -	35.363	23.359	58.722	74.05	1.152	16:55:09.722
5 -	35.785	23.168	58.953	73.76	1.383	16:56:08.675

Weather / Track : Cloudy / Dry

Brands Hatch Indy
Circuit Length = 1.2079 miles
Start: 16:51 Flag 17:02 End: 17:03

BMCRC - MRO Championships 2015 - Rnd 1 @ Brands Hatch Indy

BMCRC Rookie Minitwins & EDIasia Rookie 400

RACE 14 - SECTOR ANALYSIS

SECTOR 1 = FL to I1, SECTOR 2 = I1 to I2, SECTOR 3 = I2 to FL, DIFF = Difference To Personal Best Lap

6 -	36.336	23.439	59.775	72.74	2.205	16:57:08.450
7 -	34.849	23.394	58.243	74.66	0.673	16:58:06.693
8 -	35.252	22.885	58.137 (3)	74.79	0.567	16:59:04.830
9 -	34.849	22.868	57.717 (2)	75.34	0.147	17:00:02.547
10 -	35.325	23.870	59.195	73.46	1.625	17:01:01.742
11 -	34.894	22.676	57.570 (1)	75.53		17:01:59.312
12 -	35.661	22.676	58.337	74.54	0.767	17:02:57.649

P9 32 RMT Chris THAY			Suzuki - Scell-it uk			
IDEAL LAP TIME : 57.286		BEST LAP TIME : 57.648		DIFFERENCE : 0.362		
LAP	SECTOR 1	SECTOR 2	LAP TIME	MPH	DIFF	TIME OF DAY
1 -		23.155	1:03.891	68.06	6.243	16:52:10.877
2 -	35.311	23.079	58.390	74.47	0.742	16:53:09.267
3 -	35.104	23.087	58.191	74.72	0.543	16:54:07.458
4 -	34.839	23.050	57.889 (3)	75.11	0.241	16:55:05.347
5 -	35.319	23.672	58.991	73.71	1.343	16:56:04.338
6 -	35.345	22.997	58.342	74.53	0.694	16:57:02.680
7 -	34.749	22.899	57.648 (1)	75.43		16:58:00.328
8 -	34.531	23.158	57.689 (2)	75.38	0.041	16:58:58.017
9 -	35.105	23.819	58.924	73.80	1.276	16:59:56.941
10 -	40.108	24.334	1:04.442	67.48	6.794	17:01:01.383
11 -	35.834	22.987	58.821	73.92	1.173	17:02:00.204
12 -	36.269	22.755	59.024	73.67	1.376	17:02:59.228

P10 43 RMT Harrison DAY			Suzuki -			
IDEAL LAP TIME : 57.454		BEST LAP TIME : 57.454		DIFFERENCE : 0.000		
LAP	SECTOR 1	SECTOR 2	LAP TIME	MPH	DIFF	TIME OF DAY
1 -		23.346	1:06.313	65.57	8.859	16:52:13.299
2 -	35.757	23.400	59.157	73.50	1.703	16:53:12.456
3 -	35.737	22.997	58.734	74.03	1.280	16:54:11.190
4 -	35.620	23.048	58.668	74.12	1.214	16:55:09.858
5 -	36.049	23.277	59.326	73.30	1.872	16:56:09.184
6 -	36.069	23.356	59.425	73.17	1.971	16:57:08.609
7 -	35.192	23.034	58.226	74.68	0.772	16:58:06.835
8 -	34.917	22.537	57.454 (1)	75.68		16:59:04.289
9 -	35.173	22.929	58.102 (3)	74.84	0.648	17:00:02.391
10 -	35.830	23.731	59.561	73.01	2.107	17:01:01.952
11 -	34.974	22.793	57.767 (2)	75.27	0.313	17:01:59.719
12 -	36.757	23.147	59.904	72.59	2.450	17:02:59.623

P11 138 RMT Alex BERRY			Suzuki - The Great Frog			
IDEAL LAP TIME : 58.186		BEST LAP TIME : 58.247		DIFFERENCE : 0.061		
LAP	SECTOR 1	SECTOR 2	LAP TIME	MPH	DIFF	TIME OF DAY
1 -		24.264	1:09.748	62.34	11.501	16:52:16.734
2 -	35.888	23.932	59.820	72.69	1.573	16:53:16.554
3 -	35.747	23.249	58.996	73.71	0.749	16:54:15.550
4 -	35.607	23.712	59.319	73.30	1.072	16:55:14.869
5 -	36.409	23.640	1:00.049	72.41	1.802	16:56:14.918
6 -	36.104	23.570	59.674	72.87	1.427	16:57:14.592
7 -	36.535	23.152	59.687	72.85	1.440	16:58:14.279
8 -	35.378	22.869	58.247 (1)	74.65		16:59:12.526
9 -	35.881	23.428	59.309	73.32	1.062	17:00:11.835
10 -	35.317	23.068	58.385 (2)	74.48	0.138	17:01:10.220
11 -	35.668	23.312	58.980 (3)	73.73	0.733	17:02:09.200

P12 41 RMT Ian TURNER			Suzuki - Mong Motorsport			
IDEAL LAP TIME : 58.081		BEST LAP TIME : 58.321		DIFFERENCE : 0.240		
LAP	SECTOR 1	SECTOR 2	LAP TIME	MPH	DIFF	TIME OF DAY
1 -		23.716	1:07.470	64.45	9.149	16:52:14.456
2 -	36.230	23.524	59.754	72.77	1.433	16:53:14.210

Weather / Track : Cloudy / Dry

Brands Hatch Indy
Circuit Length = 1.2079 miles
Start: 16:51 Flag 17:02 End: 17:03

BMCRC - MRO Championships 2015 - Rnd 1 @ Brands Hatch Indy

BMCRC Rookie Minitwins & EDIasia Rookie 400

RACE 14 - SECTOR ANALYSIS

SECTOR 1 = FL to I1, SECTOR 2 = I1 to I2, SECTOR 3 = I2 to FL, DIFF = Difference To Personal Best Lap

3 -	35.619	23.628	59.247	73.39	0.926	16:54:13.457
4 -	35.346	23.519	58.865 (3)	73.87	0.544	16:55:12.322
5 -	36.183	24.408	1:00.591	71.76	2.270	16:56:12.913
6 -	38.293	24.205	1:02.498	69.57	4.177	16:57:15.411
7 -	35.953	23.240	59.193	73.46	0.872	16:58:14.604
8 -	35.334	23.198	58.532 (2)	74.29	0.211	16:59:13.136
9 -	35.306	23.560	58.866	73.87	0.545	17:00:12.002
10 -	35.966	22.938	58.904	73.82	0.583	17:01:10.906
11 -	35.546	22.775	58.321 (1)	74.56		17:02:09.227

P13 84 RMT Ricardo BRANCO			Suzuki - Essential Rubber Tyres			
IDEAL LAP TIME : 59.029		BEST LAP TIME : 59.029		DIFFERENCE : 0.000		
LAP	SECTOR 1	SECTOR 2	LAP TIME	MPH	DIFF	TIME OF DAY
1 -		23.919	1:07.279	64.63	8.250	16:52:14.265
2 -	37.343	23.693	1:01.036	71.24	2.007	16:53:15.301
3 -	36.915	23.947	1:00.862	71.45	1.833	16:54:16.163
4 -	37.407	23.554	1:00.961	71.33	1.932	16:55:17.124
5 -	36.861	23.281	1:00.142	72.30	1.113	16:56:17.266
6 -	37.683	24.254	1:01.937	70.21	2.908	16:57:19.203
7 -	37.586	23.235	1:00.821	71.49	1.792	16:58:20.024
8 -	36.270	23.213	59.483 (2)	73.10	0.454	16:59:19.507
9 -	36.082	23.536	59.618 (3)	72.94	0.589	17:00:19.125
10 -	35.953	23.076	59.029 (1)	73.66		17:01:18.154
11 -	36.242	23.640	59.882	72.61	0.853	17:02:18.036

P14 88 RMT Peter RANDALL			Suzuki -			
IDEAL LAP TIME : 59.516		BEST LAP TIME : 59.516		DIFFERENCE : 0.000		
LAP	SECTOR 1	SECTOR 2	LAP TIME	MPH	DIFF	TIME OF DAY
1 -		24.850	1:11.305	60.98	11.789	16:52:18.291
2 -	36.528	23.964	1:00.492	71.88	0.976	16:53:18.783
3 -	36.720	24.301	1:01.021	71.26	1.505	16:54:19.804
4 -	36.859	24.429	1:01.288	70.95	1.772	16:55:21.092
5 -	36.527	23.683	1:00.210 (3)	72.22	0.694	16:56:21.302
6 -	36.232	24.359	1:00.591	71.76	1.075	16:57:21.893
7 -	38.905	23.664	1:02.569	69.50	3.053	16:58:24.462
8 -	37.170	23.929	1:01.099	71.17	1.583	16:59:25.561
9 -	36.113	24.088	1:00.201 (2)	72.23	0.685	17:00:25.762
10 -	36.405	24.270	1:00.675	71.67	1.159	17:01:26.437
11 -	35.909	23.607	59.516 (1)	73.06		17:02:25.953

P15 22 RMT Darren DOWDS			Suzuki - IRP Decals			
IDEAL LAP TIME : 59.811		BEST LAP TIME : 59.811		DIFFERENCE : 0.000		
LAP	SECTOR 1	SECTOR 2	LAP TIME	MPH	DIFF	TIME OF DAY
1 -		24.075	1:08.349	63.62	8.538	16:52:15.335
2 -	36.985	23.850	1:00.835	71.48	1.024	16:53:16.170
3 -	36.739	23.907	1:00.646 (3)	71.70	0.835	16:54:16.816
4 -	37.031	24.398	1:01.429	70.79	1.618	16:55:18.245
5 -	37.047	24.932	1:01.979	70.16	2.168	16:56:20.224
6 -	37.130	25.046	1:02.176	69.94	2.365	16:57:22.400
7 -	39.405	24.956	1:04.361	67.56	4.550	16:58:26.761
8 -	36.739	24.092	1:00.831	71.48	1.020	16:59:27.592
9 -	36.233	23.578	59.811 (1)	72.70		17:00:27.403
10 -	36.620	24.140	1:00.760	71.57	0.949	17:01:28.163
11 -	36.483	23.601	1:00.084 (2)	72.37	0.273	17:02:28.247

P16 38 RMT Bob COUCHMAN			Suzuki -			
IDEAL LAP TIME : 1:00.098		BEST LAP TIME : 1:00.264		DIFFERENCE : 0.166		
LAP	SECTOR 1	SECTOR 2	LAP TIME	MPH	DIFF	TIME OF DAY
1 -		24.913	1:11.521	60.80	11.257	16:52:18.507
2 -	37.526	24.131	1:01.657	70.52	1.393	16:53:20.164

Weather / Track : Cloudy / Dry

Brands Hatch Indy
Circuit Length = 1.2079 miles
Start: 16:51 Flag 17:02 End: 17:03

BMCRC - MRO Championships 2015 - Rnd 1 @ Brands Hatch Indy

BMCRC Rookie Minitwins & EDIasia Rookie 400

RACE 14 - SECTOR ANALYSIS

SECTOR 1 = FL to I1, SECTOR 2 = I1 to I2, SECTOR 3 = I2 to FL, DIFF = Difference To Personal Best Lap

3 -	36.639	23.799	1:00.438 (2)	71.95	0.174	16:54:20.602
4 -	36.407	24.116	1:00.523 (3)	71.85	0.259	16:55:21.125
5 -	36.973	23.720	1:00.693	71.64	0.429	16:56:21.818
6 -	36.949	24.045	1:00.994	71.29	0.730	16:57:22.812
7 -	38.801	24.314	1:03.115	68.89	2.851	16:58:25.927
8 -	36.663	23.935	1:00.598	71.76	0.334	16:59:26.525
9 -	36.573	23.691	1:00.264 (1)	72.15		17:00:26.789
10 -	36.968	24.189	1:01.157	71.10	0.893	17:01:27.946
11 -	36.893	23.925	1:00.818	71.50	0.554	17:02:28.764

P17 125 RMT Paul WILSON			Suzuki -			
IDEAL LAP TIME : 1:00.172		BEST LAP TIME : 1:00.623		DIFFERENCE : 0.451		
LAP	SECTOR 1	SECTOR 2	LAP TIME	MPH	DIFF	TIME OF DAY
1 -		24.138	1:08.814	63.19	8.191	16:52:15.800
2 -	37.069	23.870	1:00.939	71.35	0.316	16:53:16.739
3 -	36.489	24.298	1:00.787 (3)	71.53	0.164	16:54:17.526
4 -	36.302	24.321	1:00.623 (1)	71.73		16:55:18.149
5 -	36.690	25.148	1:01.838	70.32	1.215	16:56:19.987
6 -	37.065	24.973	1:02.038	70.09	1.415	16:57:22.025
7 -	37.622	24.267	1:01.889	70.26	1.266	16:58:23.914
8 -	37.448	24.569	1:02.017	70.11	1.394	16:59:25.931
9 -	36.465	24.185	1:00.650 (2)	71.69	0.027	17:00:26.581
10 -	36.761	24.420	1:01.181	71.07	0.558	17:01:27.762
11 -	36.322	24.790	1:01.112	71.15	0.489	17:02:28.874

P18 25 R4 Matty WHELAN			Yamaha - Blueline Taxis Barnsley			
IDEAL LAP TIME : 57.439		BEST LAP TIME : 57.822		DIFFERENCE : 0.383		
LAP	SECTOR 1	SECTOR 2	LAP TIME	MPH	DIFF	TIME OF DAY
1 -		24.269	1:26.993	49.98	29.171	16:52:33.979
2 -	36.235	24.075	1:00.310	72.10	2.488	16:53:34.289
3 -	37.062	23.734	1:00.796	71.52	2.974	16:54:35.085
4 -	36.077	24.086	1:00.163	72.28	2.341	16:55:35.248
5 -	36.032	23.351	59.383	73.22	1.561	16:56:34.631
6 -	36.657	23.753	1:00.410	71.98	2.588	16:57:35.041
7 -	34.606	23.556	58.162 (2)	74.76	0.340	16:58:33.203
8 -	37.518	23.036	1:00.554	71.81	2.732	16:59:33.757
9 -	35.738	23.170	58.908	73.82	1.086	17:00:32.665
10 -	35.383	23.411	58.794 (3)	73.96	0.972	17:01:31.459
11 -	34.989	22.833	57.822 (1)	75.20		17:02:29.281

P19 23 R4 Tham EVANS			Honda -			
IDEAL LAP TIME : 58.863		BEST LAP TIME : 59.012		DIFFERENCE : 0.149		
LAP	SECTOR 1	SECTOR 2	LAP TIME	MPH	DIFF	TIME OF DAY
1 -		24.564	1:25.221	51.02	26.209	16:52:32.207
2 -	36.508	24.959	1:01.467	70.74	2.455	16:53:33.674
3 -	36.862	24.434	1:01.296	70.94	2.284	16:54:34.970
4 -	35.949	24.183	1:00.132	72.31	1.120	16:55:35.102
5 -	36.004	24.444	1:00.448	71.93	1.436	16:56:35.550
6 -	36.289	24.156	1:00.445	71.94	1.433	16:57:35.995
7 -	36.915	23.636	1:00.551	71.81	1.539	16:58:36.546
8 -	36.768	24.380	1:01.148	71.11	2.136	16:59:37.694
9 -	35.493	23.640	59.133 (3)	73.53	0.121	17:00:36.827
10 -	35.542	23.470	59.012 (1)	73.69		17:01:35.839
11 -	35.393	23.730	59.123 (2)	73.55	0.111	17:02:34.962

P20 55 R4 Nick COOPER			Aprilia - Skint Racing			
IDEAL LAP TIME : 59.409		BEST LAP TIME : 59.409		DIFFERENCE : 0.000		
LAP	SECTOR 1	SECTOR 2	LAP TIME	MPH	DIFF	TIME OF DAY
1 -		24.467	1:26.088	50.51	26.679	16:52:33.074
2 -	36.782	24.814	1:01.596	70.59	2.187	16:53:34.670

Weather / Track : Cloudy / Dry

Brands Hatch Indy
Circuit Length = 1.2079 miles
Start: 16:51 Flag 17:02 End: 17:03

BMCRC - MRO Championships 2015 - Rnd 1 @ Brands Hatch Indy

BMCRC Rookie Minitwins & EDIasia Rookie 400

RACE 14 - SECTOR ANALYSIS

SECTOR 1 = FL to I1, SECTOR 2 = I1 to I2, SECTOR 3 = I2 to FL, DIFF = Difference To Personal Best Lap

3 -	37.125	23.975	1:01.100	71.17	1.691	16:54:35.770
4 -	36.919	23.961	1:00.880	71.42	1.471	16:55:36.650
5 -	36.352	24.082	1:00.434 (3)	71.95	1.025	16:56:37.084
6 -	36.404	24.075	1:00.479	71.90	1.070	16:57:37.563
7 -	36.930	23.952	1:00.882	71.42	1.473	16:58:38.445
8 -	38.135	23.817	1:01.952	70.19	2.543	16:59:40.397
9 -	37.549	23.564	1:01.113	71.15	1.704	17:00:41.510
10 -	35.929	23.480	59.409 (1)	73.19		17:01:40.919
11 -	36.126	23.546	59.672 (2)	72.87	0.263	17:02:40.591

P21 57 R4 Paul FISHER			Kawasaki -			
IDEAL LAP TIME : 59.071		BEST LAP TIME : 59.161	DIFFERENCE : 0.090			
LAP	SECTOR 1	SECTOR 2	LAP TIME	MPH	DIFF	TIME OF DAY
1 -		23.748	1:25.702	50.74	26.541	16:52:32.688
2 -	37.159	24.110	1:01.269	70.97	2.108	16:53:33.957
3 -	38.120	23.912	1:02.032	70.10	2.871	16:54:35.989
4 -	37.378	23.659	1:01.037	71.24	1.876	16:55:37.026
5 -	36.314	24.020	1:00.334 (3)	72.07	1.173	16:56:37.360
6 -	36.169	23.096	59.265 (2)	73.37	0.104	16:57:36.625
7 -	37.374	24.163	1:01.537	70.66	2.376	16:58:38.162
8 -	38.293	23.529	1:01.822	70.34	2.661	16:59:39.984
9 -	39.224	23.357	1:02.581	69.48	3.420	17:00:42.565
10 -	36.876	23.471	1:00.347	72.05	1.186	17:01:42.912
11 -	36.259	22.902	59.161 (1)	73.50		17:02:42.073

P22 97 RMT Jake PACKHAM			Suzuki -			
IDEAL LAP TIME : 58.571		BEST LAP TIME : 58.594	DIFFERENCE : 0.023			
LAP	SECTOR 1	SECTOR 2	LAP TIME	MPH	DIFF	TIME OF DAY
1 -		35.439	1:20.606	53.94	22.012	16:52:27.592
2 -	40.751	24.767	1:05.518	66.37	6.924	16:53:33.110
3 -	37.641	24.835	1:02.476	69.60	3.882	16:54:35.586
4 -	38.651	24.022	1:02.673	69.38	4.079	16:55:38.259
5 -	37.141	23.604	1:00.745 (3)	71.58	2.151	16:56:39.004
6 -	36.985	23.996	1:00.981	71.31	2.387	16:57:39.985
7 -	37.454	23.302	1:00.756	71.57	2.162	16:58:40.741
8 -	38.241	23.861	1:02.102	70.02	3.508	16:59:42.843
9 -	38.379	23.878	1:02.257	69.84	3.663	17:00:45.100
10 -	35.853	23.195	59.048 (2)	73.64	0.454	17:01:44.148
11 -	35.876	22.718	58.594 (1)	74.21		17:02:42.742

P23 183 R4 Pete GIBSON			Aprilia -			
IDEAL LAP TIME : 1:00.186		BEST LAP TIME : 1:00.186	DIFFERENCE : 0.000			
LAP	SECTOR 1	SECTOR 2	LAP TIME	MPH	DIFF	TIME OF DAY
1 -		24.179	1:29.799	48.42	29.613	16:52:36.785
2 -	36.913	24.363	1:01.276	70.96	1.090	16:53:38.061
3 -	36.964	24.420	1:01.384	70.84	1.198	16:54:39.445
4 -	37.098	24.267	1:01.365	70.86	1.179	16:55:40.810
5 -	36.792	24.233	1:01.025	71.25	0.839	16:56:41.835
6 -	36.950	24.070	1:01.020 (3)	71.26	0.834	16:57:42.855
7 -	36.960	24.474	1:01.434	70.78	1.248	16:58:44.289
8 -	36.922	24.870	1:01.792	70.37	1.606	16:59:46.081
9 -	37.035	24.692	1:01.727	70.44	1.541	17:00:47.808
10 -	36.558	23.628	1:00.186 (1)	72.25		17:01:47.994
11 -	36.665	23.776	1:00.441 (2)	71.94	0.255	17:02:48.435

P24 83 RMT Ian PATTERSON			Suzuki - Essential Rubber Tyres			
IDEAL LAP TIME : 1:01.937		BEST LAP TIME : 1:02.068	DIFFERENCE : 0.131			
LAP	SECTOR 1	SECTOR 2	LAP TIME	MPH	DIFF	TIME OF DAY
1 -		24.972	1:11.059	61.19	8.991	16:52:18.045
2 -	38.839	24.558	1:03.397	68.59	1.329	16:53:21.442

Weather / Track : Cloudy / Dry

Brands Hatch Indy
Circuit Length = 1.2079 miles
Start: 16:51 Flag 17:02 End: 17:03

BMCRC - MRO Championships 2015 - Rnd 1 @ Brands Hatch Indy

BMCRC Rookie Minitwins & EDIasia Rookie 400

RACE 14 - SECTOR ANALYSIS

SECTOR 1 = FL to I1, SECTOR 2 = I1 to I2, SECTOR 3 = I2 to FL, DIFF = Difference To Personal Best Lap

3 -	38.659	25.047	1:03.706	68.26	1.638	16:54:25.148
4 -	37.519	25.314	1:02.833	69.20	0.765	16:55:27.981
5 -	38.289	25.222	1:03.511	68.47	1.443	16:56:31.492
6 -	38.568	25.176	1:03.744	68.21	1.676	16:57:35.236
7 -	38.044	24.740	1:02.784 (3)	69.26	0.716	16:58:38.020
8 -	38.540	24.633	1:03.173	68.83	1.105	16:59:41.193
9 -	39.573	24.972	1:04.545	67.37	2.477	17:00:45.738
10 -	37.635	24.433	1:02.068 (1)	70.06		17:01:47.806
11 -	38.165	24.418	1:02.583 (2)	69.48	0.515	17:02:50.389

P25 82 RMT James FOSTER			Suzuki - Essential Rubber Tyres			
IDEAL LAP TIME : 1:01.338		BEST LAP TIME : 1:01.338		DIFFERENCE : 0.000		
LAP	SECTOR 1	SECTOR 2	LAP TIME	MPH	DIFF	TIME OF DAY
1 -		25.652	1:14.189	58.61	12.851	16:52:21.175
2 -	38.473	24.639	1:03.112	68.90	1.774	16:53:24.287
3 -	38.268	24.807	1:03.075	68.94	1.737	16:54:27.362
4 -	38.489	24.778	1:03.267	68.73	1.929	16:55:30.629
5 -	37.836	24.367	1:02.203 (3)	69.90	0.865	16:56:32.832
6 -	38.172	24.396	1:02.568	69.50	1.230	16:57:35.400
7 -	38.399	24.428	1:02.827	69.21	1.489	16:58:38.227
8 -	38.910	24.114	1:03.024	68.99	1.686	16:59:41.251
9 -	40.955	27.068	1:08.023	63.92	6.685	17:00:49.274
10 -	37.586	24.495	1:02.081 (2)	70.04	0.743	17:01:51.355
11 -	37.351	23.987	1:01.338 (1)	70.89		17:02:52.693

P26 81 R4 Scott GRANT			Yamaha -			
IDEAL LAP TIME : 1:00.532		BEST LAP TIME : 1:00.544		DIFFERENCE : 0.012		
LAP	SECTOR 1	SECTOR 2	LAP TIME	MPH	DIFF	TIME OF DAY
1 -		26.307	1:30.238	48.19	29.694	16:52:37.224
2 -	38.025	26.120	1:04.145	67.79	3.601	16:53:41.369
3 -	38.761	25.328	1:04.089	67.85	3.545	16:54:45.458
4 -	37.340	25.140	1:02.480	69.59	1.936	16:55:47.938
5 -	36.783	24.810	1:01.593	70.60	1.049	16:56:49.531
6 -	36.458	24.391	1:00.849 (3)	71.46	0.305	16:57:50.380
7 -	36.343	24.375	1:00.718 (2)	71.61	0.174	16:58:51.098
8 -	36.955	24.852	1:01.807	70.35	1.263	16:59:52.905
9 -	36.811	24.205	1:01.016	71.26	0.472	17:00:53.921
10 -	36.690	25.415	1:02.105	70.02	1.561	17:01:56.026
11 -	36.355	24.189	1:00.544 (1)	71.82		17:02:56.570

P27 17 R4 Kieran BOYCE			Honda -			
IDEAL LAP TIME : 1:01.075		BEST LAP TIME : 1:01.519		DIFFERENCE : 0.444		
LAP	SECTOR 1	SECTOR 2	LAP TIME	MPH	DIFF	TIME OF DAY
1 -		26.222	1:33.777	46.37	32.258	16:52:40.763
2 -	40.582	26.035	1:06.617	65.27	5.098	16:53:47.380
3 -	38.815	24.923	1:03.738	68.22	2.219	16:54:51.118
4 -	37.871	24.648	1:02.519	69.55	1.000	16:55:53.637
5 -	37.758	24.338	1:02.096	70.03	0.577	16:56:55.733
6 -	37.006	24.718	1:01.724 (2)	70.45	0.205	16:57:57.457
7 -	37.162	24.964	1:02.126	69.99	0.607	16:58:59.583
8 -	37.242	24.602	1:01.844 (3)	70.31	0.325	17:00:01.427
9 -	38.358	24.091	1:02.449	69.63	0.930	17:01:03.876
10 -	36.984	24.535	1:01.519 (1)	70.68		17:02:05.395

P28 104 R4 David OGDEN			Yamaha -			
IDEAL LAP TIME : 1:07.056		BEST LAP TIME : 1:07.223		DIFFERENCE : 0.167		
LAP	SECTOR 1	SECTOR 2	LAP TIME	MPH	DIFF	TIME OF DAY
1 -		26.302	1:32.757	46.88	25.534	16:52:39.743
2 -	41.353	26.549	1:07.902	64.04	0.679	16:53:47.645
3 -	41.363	26.215	1:07.578	64.34	0.355	16:54:55.223

Weather / Track : Cloudy / Dry

Brands Hatch Indy
Circuit Length = 1.2079 miles
Start: 16:51 Flag 17:02 End: 17:03

BMCRC - MRO Championships 2015 - Rnd 1 @ Brands Hatch Indy

BMCRC Rookie Minitwins & EDIasia Rookie 400

RACE 14 - SECTOR ANALYSIS

SECTOR 1 = FL to I1, SECTOR 2 = I1 to I2, SECTOR 3 = I2 to FL, DIFF = Difference To Personal Best Lap

4 -	41.583	26.124	1:07.707	64.22	0.484	16:56:02.930
5 -	41.526	27.285	1:08.811	63.19	1.588	16:57:11.741
6 -	41.434	26.986	1:08.420	63.55	1.197	16:58:20.161
7 -	41.690	26.862	1:08.552	63.43	1.329	16:59:28.713
8 -	41.068	26.155	1:07.223 (1)	64.68		17:00:35.936
9 -	41.578	25.988	1:07.566 (3)	64.36	0.343	17:01:43.502
10 -	41.229	26.153	1:07.382 (2)	64.53	0.159	17:02:50.884

P29 80 R4 Scott ALLOTT			Suzuki -			
IDEAL LAP TIME : 1:05.754		BEST LAP TIME : 1:05.958		DIFFERENCE : 0.204		
LAP	SECTOR 1	SECTOR 2	LAP TIME	MPH	DIFF	TIME OF DAY
1 -		27.025	1:36.775	44.93	30.817	16:52:43.761
2 -	42.440	26.271	1:08.711	63.28	2.753	16:53:52.472
3 -	40.954	26.216	1:07.170	64.74	1.212	16:54:59.642
4 -	41.318	26.180	1:07.498	64.42	1.540	16:56:07.140
5 -	44.907	26.901	1:11.808	60.55	5.850	16:57:18.948
6 -	42.883	27.684	1:10.567	61.62	4.609	16:58:29.515
7 -	42.800	27.109	1:09.909	62.20	3.951	16:59:39.424
8 -	40.585	25.373	1:05.958 (1)	65.92		17:00:45.382
9 -	40.381	26.089	1:06.470 (2)	65.42	0.512	17:01:51.852
10 -	41.091	25.530	1:06.621 (3)	65.27	0.663	17:02:58.473

P30 36 R4 Mathew COLE			Kawasaki - Hampshire Hypnotherapy			
IDEAL LAP TIME : 1:06.378		BEST LAP TIME : 1:06.378		DIFFERENCE : 0.000		
LAP	SECTOR 1	SECTOR 2	LAP TIME	MPH	DIFF	TIME OF DAY
1 -		28.167	1:38.635	44.08	32.257	16:52:45.621
2 -	41.650	27.789	1:09.439	62.62	3.061	16:53:55.060
3 -	41.927	27.649	1:09.576	62.50	3.198	16:55:04.636
4 -	41.511	27.525	1:09.036	62.99	2.658	16:56:13.672
5 -	41.430	27.024	1:08.454 (3)	63.52	2.076	16:57:22.126
6 -	41.318	27.163	1:08.481	63.50	2.103	16:58:30.607
7 -	41.501	27.060	1:08.561	63.42	2.183	16:59:39.168
8 -	42.668	27.264	1:09.932	62.18	3.554	17:00:49.100
9 -	41.129	26.780	1:07.909 (2)	64.03	1.531	17:01:57.009
10 -	39.648	26.730	1:06.378 (1)	65.51		17:03:03.387

P31 123 R4 Heather BELCHER			Kawasaki -			
IDEAL LAP TIME : 1:07.220		BEST LAP TIME : 1:07.636		DIFFERENCE : 0.416		
LAP	SECTOR 1	SECTOR 2	LAP TIME	MPH	DIFF	TIME OF DAY
1 -		27.239	1:36.398	45.11	28.762	16:52:43.384
2 -	43.729	27.116	1:10.845	61.38	3.209	16:53:54.229
3 -	42.581	27.240	1:09.821	62.28	2.185	16:55:04.050
4 -	41.759	27.216	1:08.975	63.04	1.339	16:56:13.025
5 -	42.113	27.540	1:09.653	62.43	2.017	16:57:22.678
6 -	43.006	26.383	1:09.389	62.66	1.753	16:58:32.067
7 -	41.699	25.937	1:07.636 (1)	64.29		16:59:39.703
8 -	42.399	26.942	1:09.341	62.71	1.705	17:00:49.044
9 -	41.590	26.747	1:08.337 (2)	63.63	0.701	17:01:57.381
10 -	41.283	27.064	1:08.347 (3)	63.62	0.711	17:03:05.728

P32 66 RMT Mark SMITH			Suzuki -			
IDEAL LAP TIME : 1:09.003		BEST LAP TIME : 1:09.760		DIFFERENCE : 0.757		
LAP	SECTOR 1	SECTOR 2	LAP TIME	MPH	DIFF	TIME OF DAY
1 -		28.450	1:20.051	54.32	10.291	16:52:27.037
2 -	46.404	28.776	1:15.180	57.84	5.420	16:53:42.217
3 -	44.299	27.825	1:12.124	60.29	2.364	16:54:54.341
4 -	43.110	29.157	1:12.267	60.17	2.507	16:56:06.608
5 -	44.007	27.749	1:11.756	60.60	1.996	16:57:18.364
6 -	42.768	27.526	1:10.294	61.86	0.534	16:58:28.658
7 -	42.639	27.387	1:10.026 (3)	62.09	0.266	16:59:38.684

Weather / Track : Cloudy / Dry

Brands Hatch Indy
Circuit Length = 1.2079 miles
Start: 16:51 Flag 17:02 End: 17:03

BMCRC - MRO Championships 2015 - Rnd 1 @ Brands Hatch Indy

BMCRC Rookie Minitwins & EDIasia Rookie 400

RACE 14 - SECTOR ANALYSIS

SECTOR 1 = FL to I1, SECTOR 2 = I1 to I2, SECTOR 3 = I2 to FL, DIFF = Difference To Personal Best Lap

8 -	42.665	27.095	1:09.760 (1)	62.33		17:00:48.444
9 -	41.908	28.097	1:10.005 (2)	62.11	0.245	17:01:58.449
10 -	42.529	34.366	1:16.895	56.55	7.135	17:03:15.344

P33	31 RMT	Kelvin EVENDEN	Suzuki - Glosrose Group			
IDEAL LAP TIME : 1:10.671		BEST LAP TIME : 1:11.501	DIFFERENCE : 0.830			

LAP	SECTOR 1	SECTOR 2	LAP TIME	MPH	DIFF	TIME OF DAY
1 -		28.102	1:19.455	54.73	7.954	16:52:26.441
2 -	42.569	28.932	1:11.501 (1)	60.81		16:53:37.942
3 -	43.837	29.506	1:13.343 (2)	59.29	1.842	16:54:51.285
4 -	44.987	30.122	1:15.109	57.89	3.608	16:56:06.394
5 -	45.015	29.495	1:14.510	58.36	3.009	16:57:20.904
6 -	45.551	29.271	1:14.822	58.11	3.321	16:58:35.726
7 -	44.895	29.323	1:14.218	58.59	2.717	16:59:49.944
8 -	44.532	29.084	1:13.616 (3)	59.07	2.115	17:01:03.560
9 -	43.905	29.949	1:13.854	58.88	2.353	17:02:17.414

P34	134 R4	Debbie PETTET	Kawasaki - Chris Pettet			
IDEAL LAP TIME : 1:10.414		BEST LAP TIME : 1:10.475	DIFFERENCE : 0.061			

LAP	SECTOR 1	SECTOR 2	LAP TIME	MPH	DIFF	TIME OF DAY
1 -		28.112	1:39.171	43.84	28.696	16:52:46.157
2 -	43.107	27.749	1:10.856 (2)	61.37	0.381	16:53:57.013
3 -	44.614	28.697	1:13.311	59.31	2.836	16:55:10.324
4 -	44.045	28.472	1:12.517	59.96	2.042	16:56:22.841
5 -	44.337	28.488	1:12.825	59.71	2.350	16:57:35.666
6 -	43.943	28.186	1:12.129	60.28	1.654	16:58:47.795
7 -	43.770	28.328	1:12.098	60.31	1.623	16:59:59.893
8 -	43.826	27.905	1:11.731 (3)	60.62	1.256	17:01:11.624
9 -	42.665	27.810	1:10.475 (1)	61.70		17:02:22.099

BMCRC - MRO Championships 2015 - Rnd 1 @ Brands Hatch Indy

BMCRC Rookie Minitwins & EDlasia Rookie 400

RACE 14 - BEST SECTORS

SECTOR 1			SECTOR 2			IDEAL / BEST COMPARISON						
POS	NO	NAME	TIME	NO	NAME	TIME	POS	NO	NAME	IDEAL	BEST	DIFF
									PERFECT LAP	53.322		
1	68	EUSTACE	32.167	139	KIRK	21.155	1	139	KIRK	53.365	53.517	0.152
2	139	KIRK	32.210	68	EUSTACE	21.273	2	68	EUSTACE	53.440	53.785	0.345
3	444	WILLIAMS	33.612	29	BOHANAN	21.985	3	444	WILLIAMS	55.732	55.917	0.185
4	90	GIGNEY	33.936	192	MOFFA	22.079	4	90	GIGNEY	56.364	56.421	0.057
5	192	MOFFA	34.421	444	WILLIAMS	22.120	5	29	BOHANAN	56.476	56.911	0.435
6	29	BOHANAN	34.491	34	JOHNSON	22.359	6	192	MOFFA	56.500	56.506	0.006
7	32	THAY	34.531	90	GIGNEY	22.428	7	34	JOHNSON	56.928	56.935	0.007
8	34	JOHNSON	34.569	43	DAY	22.537	8	32	THAY	57.286	57.648	0.362
9	25	WHELAN	34.606	93	WALLIS	22.676	9	25	WHELAN	57.439	57.822	0.383
10	93	WALLIS	34.849	97	PACKHAM	22.718	10	43	DAY	57.454	57.454	0.000
11	43	DAY	34.917	32	THAY	22.755	11	93	WALLIS	57.525	57.570	0.045
12	41	TURNER	35.306	41	TURNER	22.775	12	41	TURNER	58.081	58.321	0.240
13	138	BERRY	35.317	25	WHELAN	22.833	13	138	BERRY	58.186	58.247	0.061
14	23	EVANS	35.393	138	BERRY	22.869	14	97	PACKHAM	58.571	58.594	0.023
15	97	PACKHAM	35.853	57	FISHER	22.902	15	23	EVANS	58.863	59.012	0.149
16	88	RANDALL	35.909	84	BRANCO	23.076	16	84	BRANCO	59.029	59.029	0.000
17	55	COOPER	35.929	23	EVANS	23.470	17	57	FISHER	59.071	59.161	0.090
18	84	BRANCO	35.953	55	COOPER	23.480	18	55	COOPER	59.409	59.409	0.000
19	57	FISHER	36.169	22	DOWDS	23.578	19	88	RANDALL	59.516	59.516	0.000
20	22	DOWDS	36.233	88	RANDALL	23.607	20	22	DOWDS	59.811	59.811	0.000
21	125	WILSON	36.302	183	GIBSON	23.628	21	38	COUCHMAN	1:00.098	1:00.264	0.166
22	81	GRANT	36.343	38	COUCHMAN	23.691	22	125	WILSON	1:00.172	1:00.623	0.451
23	38	COUCHMAN	36.407	125	WILSON	23.870	23	183	GIBSON	1:00.186	1:00.186	0.000
24	183	GIBSON	36.558	82	FOSTER	23.987	24	81	GRANT	1:00.532	1:00.544	0.012
25	17	BOYCE	36.984	17	BOYCE	24.091	25	17	BOYCE	1:01.075	1:01.519	0.444
26	82	FOSTER	37.351	81	GRANT	24.189	26	82	FOSTER	1:01.338	1:01.338	0.000
27	83	PATTERSON	37.519	83	PATTERSON	24.418	27	83	PATTERSON	1:01.937	1:02.068	0.131
28	36	COLE	39.648	80	ALLOTT	25.373	28	80	ALLOTT	1:05.754	1:05.958	0.204
29	80	ALLOTT	40.381	123	BELCHER	25.937	29	36	COLE	1:06.378	1:06.378	0.000
30	104	OGDEN	41.068	104	OGDEN	25.988	30	104	OGDEN	1:07.056	1:07.223	0.167
31	123	BELCHER	41.283	36	COLE	26.730	31	123	BELCHER	1:07.220	1:07.636	0.416
32	66	SMITH	41.908	66	SMITH	27.095	32	66	SMITH	1:09.003	1:09.760	0.757
33	31	EVENDEN	42.569	134	PETTET	27.749	33	134	PETTET	1:10.414	1:10.475	0.061
34	134	PETTET	42.665	31	EVENDEN	28.102	34	31	EVENDEN	1:10.671	1:11.501	0.830

Weather / Track : Cloudy / Dry

Results can be found at www.tsl-timing.com

Brands Hatch Indy
 Circuit Length = 1.2079 miles
 Start: 16:51 Flag 17:02 End: 17:03

Printed - 17:07 Saturday, 28 March 2015


BMCRC - MRO Championships 2015 - Rnd 1 @ Brands Hatch Indy

BMCRC Rookie Minitwins & EDIasia Rookie 400

RACE 4 - GRID



ROW 14	42	134	Debbie PETTET	41	123	Heather BELCHER	40	36	Mathew COLE	
ROW 13		39	80	Scott ALLOTT	38	104	David OGDEN	37	17	Kieran BOYCE
ROW 12	36	81	Scott GRANT	35	183	Pete GIBSON	34	57	Paul FISHER	
ROW 11		33	55	Nick COOPER	32	23	Tham EVANS	31	25	Matty WHELAN
ROW 10										
ROW 9										
ROW 8	24	140	Daniel SALES	23	69	Danny HUSKINSON	22	31	Kelvin EVENDEN	
ROW 7		21	66	Mark SMITH	20	82	James FOSTER	19	83	Ian PATTERSON
ROW 6	18	97	Jake PACKHAM	17	125	Paul WILSON	16	38	Bob COUCHMAN	
ROW 5		15	22	Darren DOWDS	14	88	Peter RANDALL	13	84	Ricardo BRANCO
ROW 4	12	41	Ian TURNER	11	138	Alex BERRY	10	43	Harrison DAY	
ROW 3		9	32	Chris THAY	8	93	Jack WALLIS	7	34	Andrew JOHNSON
ROW 2	6	29	Tristan BOHANAN	5	444	Mark WILLIAMS	4	90	Kurt GIGNEY	
ROW 1		3	192	Daniel MOFFA	2	68	Thomas EUSTACE	1	139	Byron KIRK
									Pole	



Brands Hatch Indy
Circuit Length = 1.2079 miles

These results are provisional until the conclusion of any judicial and technical matters.

Clerk Of Course :		Timekeeper :
-------------------	--	--------------

Results can be found at www.tsl-timing.com

Printed - 17:10 Saturday, 28 March 2015



BMCRC - MRO Championships 2015 - Rnd 1 @ Brands Hatch Indy

BMCRC Rookie Minitwins & EDlasia Rookie 400

RACE 4 - CLASSIFICATION



CLASS : R4

POS	NO	CL	NAME	ENTRY	LAPS	TIME	GAP	DIFF	MPH	BEST	ON
1	25	R4	Matty WHELAN	Yamaha - Blueline Taxis Barnsley	12	13:36.672			63.89	1:03.553	10
2	183	R4	Pete GIBSON	Aprilia -	11	12:51.028	1 Lap	1 Lap	62.04	1:04.343	2
3	23	R4	Tham EVANS	Honda -	11	13:29.191	1 Lap	0.940	59.11	1:07.654	5
4	55	R4	Nick COOPER	Aprilia - Skint Racing	11	13:29.457	1 Lap	0.266	59.09	1:06.983	11
5	17	R4	Kieran BOYCE	Honda -	11	13:46.491	1 Lap	17.034	57.87	1:10.370	5
6	134	R4	Debbie PETTET	Kawasaki - Chris Pettet	10	13:06.276	2 Laps	1 Lap	55.30	1:12.202	10
7	81	R4	Scott GRANT	Yamaha -	10	13:14.588	2 Laps	8.312	54.72	1:14.310	8
8	123	R4	Heather BELCHER	Kawasaki -	10	13:42.076	2 Laps	3.079	52.89	1:15.448	7
9	36	R4	Mathew COLE	Kawasaki - Hampshire Hypnotherapy	10	13:48.501	2 Laps	6.425	52.48	1:17.247	10
10	104	R4	David OGDEN	Yamaha -	9	12:51.891	3 Laps	1 Lap	50.70	1:19.459	4
11	80	R4	Scott ALLOTT	Suzuki -	9	13:17.959	3 Laps	26.068	49.04	1:23.616	5
DNF	57	R4	Paul FISHER	Kawasaki -	5	6:31.176	7 Laps	2 Laps	55.58	1:08.609	5

CLASS : RMT

POS	NO	CL	NAME	ENTRY	LAPS	TIME	GAP	DIFF	MPH	BEST	ON
1	139	RMT	Byron KIRK	Suzuki -	12	12:42.512			68.43	1:01.153	6
2	93	RMT	Jack WALLIS	Suzuki -	12	12:46.814	4.302	4.302	68.05	1:01.541	12
3	68	RMT	Thomas EUSTACE	Suzuki - More moto	12	12:56.837	14.325	10.023	67.17	1:02.491	8
4	34	RMT	Andrew JOHNSON	Suzuki -	12	13:00.963	18.451	4.126	66.81	1:02.213	12
5	90	RMT	Kurt GIGNEY	Suzuki -	12	13:01.421	18.909	0.458	66.77	1:02.096	9
6	69	RMT	Danny HUSKINSON	Suzuki - art of racing	12	13:08.319	25.807	6.898	66.19	1:03.400	6
7	84	RMT	Ricardo BRANCO	Suzuki - Essential Rubber Tyres	12	13:15.390	32.878	7.071	65.60	1:04.323	11
8	444	RMT	Mark WILLIAMS	Suzuki -	12	13:31.949	49.437	16.559	64.26	1:05.708	2
9	38	RMT	Bob COUCHMAN	Suzuki -	12	13:36.567	54.055	4.618	63.90	1:05.649	6
10	22	RMT	Darren DOWDS	Suzuki - IRP Decals	12	13:49.612	1:07.100	12.940	62.90	1:06.420	10
11	88 *	RMT	Peter RANDALL	Suzuki -	11	12:54.917	1 Lap	3.889	61.72	1:06.596	6
12	29	RMT	Tristan BOHANAN	Suzuki - MY BRUV!	11	12:58.985	1 Lap	4.068	61.40	1:07.403	11
13	140	RMT	Daniel SALES	Suzuki -	11	12:59.443	1 Lap	0.458	61.37	1:07.038	11
14	43	RMT	Harrison DAY	Suzuki -	11	13:28.251	1 Lap	28.808	59.18	1:09.454	11
15	82	RMT	James FOSTER	Suzuki - Essential Rubber Tyres	10	13:17.682	2 Laps	3.094	54.51	1:13.243	9
16	66	RMT	Mark SMITH	Suzuki -	10	13:24.688	2 Laps	7.006	54.04	1:16.143	10
17	31	RMT	Kelvin EVENDEN	Suzuki - Glosrose Group	10	13:38.997	2 Laps	14.309	53.09	1:18.713	2
DNF	138	RMT	Alex BERRY	Suzuki - The Great Frog	10	10:43.661	2 Laps	0.000	67.56	1:02.063	10
DNF	32	RMT	Chris THAY	Suzuki - Scell-it uk	8	8:56.784	4 Laps	2 Laps	64.80	1:02.855	7
DNF	97	RMT	Jake PACKHAM	Suzuki -	7	7:49.323	5 Laps	1 Lap	64.85	1:04.004	7
DNF	192	RMT	Daniel MOFFA	Suzuki - Forest Stump	2	2:25.601	10 Laps	3 Laps	59.73	1:08.896	2
DNF	41	RMT	Ian TURNER	Suzuki - Mong Motorsport	2	2:37.138	10 Laps	11.537	55.34	1:14.576	2

FASTEST LAP

139	RMT	Byron KIRK	Suzuki -	6	1:01.153	71.11 mph	114.44 kph
25	R4	Matty WHELAN	Yamaha - Blueline Taxis Barnsley	10	1:03.553	68.42 mph	110.11 kph

* No 88 - 10 second jump start penalty

90% of Race Speed = 61.58mph(Rookie Minitwins) 57.50mph(Rookie 400)

Brands Hatch Indy

Circuit Length = 1.2079 miles

Start: 12:03 Flag 12:15 End: 12:17

Weather / Track : Cloudy / Wet

These results are provisional until the conclusion of any judicial and technical matters.

Clerk Of Course :

Timekeeper :

Results can be found at www.tsl-timing.com

Printed - 12:20 Sunday, 29 March 2015



BMCRC - MRO Championships 2015 - Rnd 1 @ Brands Hatch Indy

BMCRC Rookie Minitwins & EDlasia Rookie 400

RACE 4 - LAP CHART

LAP 1 @ 12:04:25.775

NO	BEHIND	LAP TIME
139		1:08.916
68	1.285	1:10.201
444	2.349	1:11.265
138	2.735	1:11.651
90	3.368	1:12.284
93	3.835	1:12.751
84	4.508	1:13.424
69	5.280	1:14.196
32	5.789	1:14.705
192	7.789	1:16.705
97	8.097	1:17.013
22	9.014	1:17.930
88	10.190	1:19.106
38	10.418	1:19.334
34	11.724	1:20.640
41	13.646	1:22.562
29	14.280	1:23.196
140	14.396	1:23.312
43	17.282	1:26.198
31	20.533	1:29.449
82	22.747	1:31.663
66	27.238	1:36.154
25	32.340	1:41.256
183	34.736	1:43.652
57	36.832	1:45.748
23	38.059	1:46.975
55	38.799	1:47.715
17	40.315	1:49.231
134	40.421	1:49.337
81	43.444	1:52.360
36	49.054	1:57.970
123	50.184	1:59.100
80	52.154	2:01.070
104	52.819	2:01.735

LAP 2 @ 12:05:28.711

NO	BEHIND	LAP TIME
139		1:02.936
68	2.954	1:04.605
138	3.063	1:03.264
444	5.121	1:05.708
90	5.279	1:04.847
93	5.856	1:04.957
69	6.723	1:04.379
84	7.063	1:05.491
32	8.955	1:06.102
97	10.666	1:05.505
34	13.627	1:04.839
192	13.749	1:08.896
38	14.441	1:06.959
22	14.472	1:08.394
88	18.071	1:10.817
140	23.166	1:11.706
29	24.975	1:13.631
41	25.286	1:14.576
43	29.689	1:15.343
183	36.143	1:04.343
25	36.182	1:06.778
31	36.310	1:18.713
82	38.025	1:18.214
57	45.887	1:11.991
66	46.005	1:21.703

Weather / Track : Cloudy / Wet

23	48.311	1:13.188
55	48.401	1:12.538
17	50.438	1:13.059
134	51.995	1:14.510
81	57.814	1:17.306

LAP 3 @ 12:06:33.594

NO	BEHIND	LAP TIME
139		1:04.883
36	1 Lap	1:20.658
138	2.855	1:04.675
68	3.495	1:05.424
123	1 Lap	1:21.800
90	6.207	1:05.811
69	6.759	1:04.919
93	7.636	1:06.663
444	7.940	1:07.702
84	8.523	1:06.343
104	1 Lap	1:24.058
32	9.291	1:05.219
80	1 Lap	1:25.271
97	11.403	1:05.620
34	12.520	1:03.776
38	16.818	1:07.260
22	18.338	1:08.749
88	21.931	1:08.743
140	27.512	1:09.229
29	28.490	1:08.398
25	36.489	1:05.190
183	36.984	1:05.724
43	39.011	1:14.205
82	52.265	1:19.123
31	52.376	1:20.949
57	52.650	1:11.646
23	54.350	1:10.922
55	55.509	1:11.991
17	57.141	1:11.586
66	1:01.814	1:20.692
134	1:02.411	1:15.299

LAP 4 @ 12:07:36.264

NO	BEHIND	LAP TIME
139		1:02.670
138	4.912	1:04.727
68	5.018	1:04.193
81	1 Lap	1:16.232
90	7.123	1:03.586
69	7.632	1:03.543
93	8.051	1:03.085
444	12.621	1:07.351
84	14.166	1:08.313
32	14.854	1:08.233
34	15.033	1:05.183
97	15.633	1:06.900
36	1 Lap	1:18.454
123	1 Lap	1:19.960
38	22.506	1:08.358
22	25.309	1:09.641
88	28.379	1:09.118
104	1 Lap	1:22.148
80	1 Lap	1:24.632
140	33.952	1:09.110
29	34.256	1:08.436
25	38.391	1:04.572

183	38.749	1:04.435
43	48.640	1:12.299
57	1:03.162	1:13.182
23	1:04.139	1:12.459
55	1:04.462	1:11.623

LAP 5 @ 12:08:40.965

NO	BEHIND	LAP TIME
139		1:04.701
82	1 Lap	1:16.147
17	1 Lap	1:11.578
138	5.707	1:05.496
90	5.794	1:03.372
68	6.012	1:05.695
93	6.703	1:03.353
69	8.305	1:05.374
31	1 Lap	1:23.485
134	1 Lap	1:15.315
34	14.312	1:03.980
66	1 Lap	1:20.261
84	14.988	1:05.523
97	16.690	1:05.758
444	16.782	1:08.862
32	17.039	1:06.886
81	1 Lap	1:15.768
38	24.812	1:07.007
22	30.096	1:09.488
88	31.966	1:08.288
36	1 Lap	1:20.487
123	1 Lap	1:18.169
140	39.159	1:09.908
25	40.244	1:06.554
29	40.767	1:11.212
183	40.925	1:06.877
104	1 Lap	1:19.459
80	1 Lap	1:25.256
43	54.702	1:10.763

LAP 6 @ 12:09:42.118

NO	BEHIND	LAP TIME
139		1:01.153
57	1 Lap	1:08.609
23	1 Lap	1:07.654
90	6.894	1:02.253
55	1 Lap	1:08.639
138	7.895	1:03.341
68	8.334	1:03.475
93	8.762	1:03.212
69	10.552	1:03.400
17	1 Lap	1:10.370
82	1 Lap	1:14.581
34	16.660	1:03.501
84	19.361	1:05.526
97	20.060	1:04.523
32	22.562	1:06.676
444	23.239	1:07.610
134	1 Lap	1:17.723
31	1 Lap	1:20.913
38	29.308	1:05.649
81	1 Lap	1:14.970
66	1 Lap	1:18.528
22	35.826	1:06.883
88	37.409	1:06.596
25	44.712	1:05.621

140	47.129	1:09.123
183	48.431	1:08.659
29	50.494	1:10.880
123	1 Lap	1:18.315
36	1 Lap	1:19.847

LAP 7 @ 12:10:43.905

NO	BEHIND	LAP TIME
139		1:01.787
104	2 Laps	1:20.294
43	1 Lap	1:10.994
90	8.719	1:03.612
138	10.201	1:04.093
93	10.516	1:03.541
68	11.128	1:04.581
80	2 Laps	1:23.616
69	13.875	1:05.110
23	1 Lap	1:09.869
55	1 Lap	1:09.674
34	18.344	1:03.471
17	1 Lap	1:10.595
97	22.277	1:04.004
84	23.466	1:05.892
32	23.630	1:02.855
444	29.019	1:07.567
38	37.388	1:09.867
134	1 Lap	1:15.617
22	43.554	1:09.515
88	45.758	1:10.136
81	1 Lap	1:17.336
25	48.072	1:05.147
31	1 Lap	1:23.188
66	1 Lap	1:19.547
82	1 Lap	1:41.004
140	54.283	1:08.941
183	54.366	1:07.722
29	57.619	1:08.912

LAP 8 @ 12:11:47.106

NO	BEHIND	LAP TIME
139		1:03.201
123	2 Laps	1:16.295
36	2 Laps	1:19.415
90	8.729	1:03.211
138	9.286	1:02.286
93	9.350	1:02.035
43	1 Lap	1:09.800
68	10.418	1:02.491
69	15.810	1:05.136
104	2 Laps	1:21.298
34	19.105	1:03.962
23	1 Lap	1:09.545
55	1 Lap	1:09.775
32	26.537	1:06.108
84	26.726	1:06.461
17	1 Lap	1:11.856
444	34.007	1:08.189
80	2 Laps	1:25.804
38	41.151	1:06.964
22	48.566	1:08.213
25	49.044	1:04.173
88	50.678	1:08.121
134	1 Lap	1:14.981
81	1 Lap	1:14.986

LAP 9 @ 12:12:52.824

NO	BEHIND	LAP TIME
139		1:05.718
82	2 Laps	1:16.566
31	2 Laps	1:21.517
90	5.107	1:02.096
138	5.633	1:02.065
93	5.758	1:02.126
68	8.028	1:03.328
123	2 Laps	1:15.448
69	14.831	1:04.739
34	16.378	1:02.991
43	1 Lap	1:14.464
36	2 Laps	1:17.926
23	1 Lap	1:08.555
84	25.507	1:04.499
55	1 Lap	1:09.656
104	2 Laps	1:21.886
17	1 Lap	1:12.973
444	35.428	1:07.139
38	41.323	1:05.890
25	48.801	1:05.475
22	51.283	1:08.435
88	53.701	1:08.741
80	2 Laps	1:24.096
183	1:01.125	1:07.512
134	1 Lap	1:14.730

LAP 10 @ 12:13:55.593

NO	BEHIND	LAP TIME
139		1:02.769
29	1 Lap	1:07.910
140	1 Lap	1:08.957
81	2 Laps	1:14.310
93	4.871	1:01.882
138	4.927	1:02.063
90	5.244	1:02.906
68	8.232	1:02.973
82	2 Laps	1:13.792
66	2 Laps	1:16.798
34	16.395	1:02.786
69	17.582	1:05.520
31	2 Laps	1:21.279
123	2 Laps	1:16.766
43	1 Lap	1:11.827
84	27.775	1:05.037
23	1 Lap	1:09.787
55	1 Lap	1:10.171
36	2 Laps	1:18.053
444	40.459	1:07.800
17	1 Lap	1:11.929
38	45.707	1:07.153
25	49.585	1:03.553
104	2 Laps	1:20.864
22	54.934	1:06.420
88	58.308	1:07.376

Brands Hatch Indy

Circuit Length = 1.2079 miles

Start: 12:03 Flag 12:15 End: 12:17

BMCRC - MRO Championships 2015 - Rnd 1 @ Brands Hatch Indy

BMCRC Rookie Minitwins & EDIasia Rookie 400

RACE 4 - LAP CHART

LAP 11 @ 12:14:57.115

NO	BEHIND	LAP TIME
139		1:01.522
183	1 Lap	1:06.430
93	5.017	1:01.668
29	1 Lap	1:09.564
140	1 Lap	1:09.708
68	12.481	1:05.771
80	3 Laps	1:24.126
134	2 Laps	1:16.562
90	16.649	1:12.927
34	18.494	1:03.621
81	2 Laps	1:15.853
69	21.442	1:05.382
82	2 Laps	1:13.243
66	2 Laps	1:17.439
84	30.576	1:04.323
43	1 Lap	1:12.904
23	1 Lap	1:10.158
31	2 Laps	1:19.762
55	1 Lap	1:10.692
123	2 Laps	1:17.045
444	45.965	1:07.028
38	50.317	1:06.132
36	2 Laps	1:18.444
25	51.931	1:03.868
17	1 Lap	1:11.511
22	1:01.010	1:07.598

LAP 12 @ 12:15:59.371

NO	BEHIND	LAP TIME
139		1:02.256
88	1 Lap	1:07.875
93	4.302	1:01.541
183	1 Lap	1:07.508
104	3 Laps	1:20.149
68	14.325	1:04.100
29	1 Lap	1:07.403
140	1 Lap	1:07.038
34	18.451	1:02.213
90	18.909	1:04.516
134	2 Laps	1:12.202
69	25.807	1:06.621
81	2 Laps	1:15.467
84	32.878	1:04.558
82	2 Laps	1:13.349
80	3 Laps	1:24.088
66	2 Laps	1:16.143
43	1 Lap	1:09.454
23	1 Lap	1:10.079
55	1 Lap	1:06.983
444	49.437	1:05.728
38	54.055	1:05.994
25	54.160	1:04.485
31	2 Laps	1:19.742
123	2 Laps	1:19.178
17	1 Lap	1:11.803
36	2 Laps	1:17.247
22	1:07.100	1:08.346

Weather / Track : Cloudy / Wet

BMCRC - MRO Championships 2015 - Rnd 1 @ Brands Hatch Indy

BMCRC Rookie Minitwins & EDIasia Rookie 400

RACE 4 - SECTOR ANALYSIS

SECTOR 1 = FL to I1, SECTOR 2 = I1 to I2, SECTOR 3 = I2 to FL, DIFF = Difference To Personal Best Lap

P1 139 RMT Byron KIRK		Suzuki -				
IDEAL LAP TIME : 1:01.059		BEST LAP TIME : 1:01.153		DIFFERENCE : 0.094		
LAP	SECTOR 1	SECTOR 2	LAP TIME	MPH	DIFF	TIME OF DAY
1 -		24.824	1:08.916	63.09	7.763	12:04:25.775
2 -	38.348	24.588	1:02.936	69.09	1.783	12:05:28.711
3 -	39.388	25.495	1:04.883	67.02	3.730	12:06:33.594
4 -	38.287	24.383	1:02.670	69.38	1.517	12:07:36.264
5 -	38.369	26.332	1:04.701	67.21	3.548	12:08:40.965
6 -	36.799	24.354	1:01.153 (1)	71.11		12:09:42.118
7 -	37.067	24.720	1:01.787 (3)	70.38	0.634	12:10:43.905
8 -	38.229	24.972	1:03.201	68.80	2.048	12:11:47.106
9 -	37.780	27.938	1:05.718	66.17	4.565	12:12:52.824
10 -	38.414	24.355	1:02.769	69.27	1.616	12:13:55.593
11 -	37.262	24.260	1:01.522 (2)	70.68	0.369	12:14:57.115
12 -	37.763	24.493	1:02.256	69.85	1.103	12:15:59.371

P2 93 RMT Jack WALLIS		Suzuki -				
IDEAL LAP TIME : 1:00.799		BEST LAP TIME : 1:01.541		DIFFERENCE : 0.742		
LAP	SECTOR 1	SECTOR 2	LAP TIME	MPH	DIFF	TIME OF DAY
1 -		26.093	1:12.751	59.77	11.210	12:04:29.610
2 -	39.690	25.267	1:04.957	66.94	3.416	12:05:34.567
3 -	39.848	26.815	1:06.663	65.23	5.122	12:06:41.230
4 -	38.310	24.775	1:03.085	68.93	1.544	12:07:44.315
5 -	38.569	24.784	1:03.353	68.64	1.812	12:08:47.668
6 -	38.420	24.792	1:03.212	68.79	1.671	12:09:50.880
7 -	38.643	24.898	1:03.541	68.43	2.000	12:10:54.421
8 -	37.924	24.111	1:02.035	70.09	0.494	12:11:56.456
9 -	37.896	24.230	1:02.126	69.99	0.585	12:12:58.582
10 -	37.891	23.991	1:01.882 (3)	70.27	0.341	12:14:00.464
11 -	37.383	24.285	1:01.668 (2)	70.51	0.127	12:15:02.132
12 -	36.808	24.733	1:01.541 (1)	70.66		12:16:03.673

P3 68 RMT Thomas EUSTACE		Suzuki - More moto				
IDEAL LAP TIME : 1:02.348		BEST LAP TIME : 1:02.491		DIFFERENCE : 0.143		
LAP	SECTOR 1	SECTOR 2	LAP TIME	MPH	DIFF	TIME OF DAY
1 -		25.726	1:10.201	61.94	7.710	12:04:27.060
2 -	39.331	25.274	1:04.605	67.31	2.114	12:05:31.665
3 -	39.632	25.792	1:05.424	66.46	2.933	12:06:37.089
4 -	39.209	24.984	1:04.193	67.74	1.702	12:07:41.282
5 -	39.612	26.083	1:05.695	66.19	3.204	12:08:46.977
6 -	38.528	24.947	1:03.475	68.50	0.984	12:09:50.452
7 -	39.207	25.374	1:04.581	67.33	2.090	12:10:55.033
8 -	38.131	24.360	1:02.491 (1)	69.58		12:11:57.524
9 -	38.642	24.686	1:03.328 (3)	68.66	0.837	12:13:00.852
10 -	37.988	24.985	1:02.973 (2)	69.05	0.482	12:14:03.825
11 -	38.765	27.006	1:05.771	66.11	3.280	12:15:09.596
12 -	39.245	24.855	1:04.100	67.84	1.609	12:16:13.696

P4 34 RMT Andrew JOHNSON		Suzuki -				
IDEAL LAP TIME : 1:01.915		BEST LAP TIME : 1:02.213		DIFFERENCE : 0.298		
LAP	SECTOR 1	SECTOR 2	LAP TIME	MPH	DIFF	TIME OF DAY
1 -		27.494	1:20.640	53.92	18.427	12:04:37.499
2 -	39.659	25.180	1:04.839	67.06	2.626	12:05:42.338
3 -	39.310	24.466	1:03.776	68.18	1.563	12:06:46.114
4 -	39.562	25.621	1:05.183	66.71	2.970	12:07:51.297
5 -	38.963	25.017	1:03.980	67.96	1.767	12:08:55.277
6 -	39.337	24.164	1:03.501	68.48	1.288	12:09:58.778
7 -	38.339	25.132	1:03.471	68.51	1.258	12:11:02.249
8 -	38.768	25.194	1:03.962	67.98	1.749	12:12:06.211
9 -	38.061	24.930	1:02.991 (3)	69.03	0.778	12:13:09.202

Weather / Track : Cloudy / Wet

Brands Hatch Indy
Circuit Length = 1.2079 miles
Start: 12:03 Flag 12:15 End: 12:17

BMCRC - MRO Championships 2015 - Rnd 1 @ Brands Hatch Indy

BMCRC Rookie Minitwins & EDIasia Rookie 400

RACE 4 - SECTOR ANALYSIS

SECTOR 1 = FL to I1, SECTOR 2 = I1 to I2, SECTOR 3 = I2 to FL, DIFF = Difference To Personal Best Lap

10 -	38.076	24.710	1:02.786 (2)	69.26	0.573	12:14:11.988
11 -	38.231	25.390	1:03.621	68.35	1.408	12:15:15.609
12 -	38.359	23.854	1:02.213 (1)	69.89		12:16:17.822

P5 90 RMT Kurt GIGNEY		Suzuki -					
IDEAL LAP TIME : 1:01.397		BEST LAP TIME : 1:02.096		DIFFERENCE : 0.699			
LAP	SECTOR 1	SECTOR 2	LAP TIME	MPH	DIFF	TIME OF DAY	
1 -		26.036	1:12.284	60.15	10.188	12:04:29.143	
2 -	39.495	25.352	1:04.847	67.05	2.751	12:05:33.990	
3 -	40.108	25.703	1:05.811	66.07	3.715	12:06:39.801	
4 -	39.046	24.540	1:03.586	68.38	1.490	12:07:43.387	
5 -	38.042	25.330	1:03.372	68.62	1.276	12:08:46.759	
6 -	37.797	24.456	1:02.253 (2)	69.85	0.157	12:09:49.012	
7 -	38.811	24.801	1:03.612	68.36	1.516	12:10:52.624	
8 -	38.067	25.144	1:03.211	68.79	1.115	12:11:55.835	
9 -	37.923	24.173	1:02.096 (1)	70.03		12:12:57.931	
10 -	39.019	23.887	1:02.906 (3)	69.12	0.810	12:14:00.837	
11 -	37.510	35.417	1:12.927	59.62	10.831	12:15:13.764	
12 -	39.549	24.967	1:04.516	67.40	2.420	12:16:18.280	

P6 69 RMT Danny HUSKINSON		Suzuki - art of racing					
IDEAL LAP TIME : 1:02.699		BEST LAP TIME : 1:03.400		DIFFERENCE : 0.701			
LAP	SECTOR 1	SECTOR 2	LAP TIME	MPH	DIFF	TIME OF DAY	
1 -		26.288	1:14.196	58.60	10.796	12:04:31.055	
2 -	39.157	25.222	1:04.379 (3)	67.54	0.979	12:05:35.434	
3 -	38.973	25.946	1:04.919	66.98	1.519	12:06:40.353	
4 -	38.922	24.621	1:03.543 (2)	68.43	0.143	12:07:43.896	
5 -	39.294	26.080	1:05.374	66.51	1.974	12:08:49.270	
6 -	38.078	25.322	1:03.400 (1)	68.58		12:09:52.670	
7 -	38.536	26.574	1:05.110	66.78	1.710	12:10:57.780	
8 -	39.643	25.493	1:05.136	66.76	1.736	12:12:02.916	
9 -	38.723	26.016	1:04.739	67.17	1.339	12:13:07.655	
10 -	40.157	25.363	1:05.520	66.37	2.120	12:14:13.175	
11 -	39.438	25.944	1:05.382	66.51	1.982	12:15:18.557	
12 -	40.850	25.771	1:06.621	65.27	3.221	12:16:25.178	

P7 84 RMT Ricardo BRANCO		Suzuki - Essential Rubber Tyres					
IDEAL LAP TIME : 1:03.709		BEST LAP TIME : 1:04.323		DIFFERENCE : 0.614			
LAP	SECTOR 1	SECTOR 2	LAP TIME	MPH	DIFF	TIME OF DAY	
1 -		26.216	1:13.424	59.22	9.101	12:04:30.283	
2 -	39.650	25.841	1:05.491	66.40	1.168	12:05:35.774	
3 -	39.959	26.384	1:06.343	65.54	2.020	12:06:42.117	
4 -	40.910	27.403	1:08.313	63.65	3.990	12:07:50.430	
5 -	39.161	26.362	1:05.523	66.36	1.200	12:08:55.953	
6 -	40.622	24.904	1:05.526	66.36	1.203	12:10:01.479	
7 -	39.878	26.014	1:05.892	65.99	1.569	12:11:07.371	
8 -	39.299	27.162	1:06.461	65.43	2.138	12:12:13.832	
9 -	39.110	25.389	1:04.499 (2)	67.42	0.176	12:13:18.331	
10 -	39.728	25.309	1:05.037	66.86	0.714	12:14:23.368	
11 -	39.332	24.991	1:04.323 (1)	67.60		12:15:27.691	
12 -	38.805	25.753	1:04.558 (3)	67.35	0.235	12:16:32.249	

P8 444 RMT Mark WILLIAMS		Suzuki -					
IDEAL LAP TIME : 1:05.382		BEST LAP TIME : 1:05.708		DIFFERENCE : 0.326			
LAP	SECTOR 1	SECTOR 2	LAP TIME	MPH	DIFF	TIME OF DAY	
1 -		25.781	1:11.265	61.01	5.557	12:04:28.124	
2 -	39.662	26.046	1:05.708 (1)	66.18		12:05:33.832	
3 -	40.246	27.456	1:07.702	64.23	1.994	12:06:41.534	
4 -	40.332	27.019	1:07.351	64.56	1.643	12:07:48.885	
5 -	40.699	28.163	1:08.862	63.14	3.154	12:08:57.747	

Weather / Track : Cloudy / Wet

Brands Hatch Indy
Circuit Length = 1.2079 miles
Start: 12:03 Flag 12:15 End: 12:17

BMCRC - MRO Championships 2015 - Rnd 1 @ Brands Hatch Indy

BMCRC Rookie Minitwins & EDIasia Rookie 400

RACE 4 - SECTOR ANALYSIS

SECTOR 1 = FL to I1, SECTOR 2 = I1 to I2, SECTOR 3 = I2 to FL, DIFF = Difference To Personal Best Lap

6 -	40.933	26.677	1:07.610	64.31	1.902	12:10:05.357
7 -	40.380	27.187	1:07.567	64.35	1.859	12:11:12.924
8 -	40.191	27.998	1:08.189	63.77	2.481	12:12:21.113
9 -	40.275	26.864	1:07.139	64.77	1.431	12:13:28.252
10 -	40.909	26.891	1:07.800	64.13	2.092	12:14:36.052
11 -	40.677	26.351	1:07.028 (3)	64.87	1.320	12:15:43.080
12 -	40.008	25.720	1:05.728 (2)	66.16	0.020	12:16:48.808

P9 38 RMT Bob COUCHMAN			Suzuki -			
IDEAL LAP TIME : 1:04.135		BEST LAP TIME : 1:05.649		DIFFERENCE : 1.514		
LAP	SECTOR 1	SECTOR 2	LAP TIME	MPH	DIFF	TIME OF DAY
1 -		26.937	1:19.334	54.81	13.685	12:04:36.193
2 -	41.098	25.861	1:06.959	64.94	1.310	12:05:43.152
3 -	40.858	26.402	1:07.260	64.65	1.611	12:06:50.412
4 -	42.093	26.265	1:08.358	63.61	2.709	12:07:58.770
5 -	41.578	25.429	1:07.007	64.89	1.358	12:09:05.777
6 -	38.706	26.943	1:05.649 (1)	66.24		12:10:11.426
7 -	42.591	27.276	1:09.867	62.24	4.218	12:11:21.293
8 -	40.007	26.957	1:06.964	64.93	1.315	12:12:28.257
9 -	39.869	26.021	1:05.890 (2)	65.99	0.241	12:13:34.147
10 -	41.212	25.941	1:07.153	64.75	1.504	12:14:41.300
11 -	39.497	26.635	1:06.132	65.75	0.483	12:15:47.432
12 -	39.892	26.102	1:05.994 (3)	65.89	0.345	12:16:53.426

P10 25 R4 Matty WHELAN			Yamaha - Blueline Taxis Barnsley			
IDEAL LAP TIME : 1:03.444		BEST LAP TIME : 1:03.553		DIFFERENCE : 0.109		
LAP	SECTOR 1	SECTOR 2	LAP TIME	MPH	DIFF	TIME OF DAY
1 -		26.773	1:41.256	42.94	37.703	12:04:58.115
2 -	39.931	26.847	1:06.778	65.12	3.225	12:06:04.893
3 -	39.076	26.114	1:05.190	66.70	1.637	12:07:10.083
4 -	39.051	25.521	1:04.572	67.34	1.019	12:08:14.655
5 -	40.277	26.277	1:06.554	65.33	3.001	12:09:21.209
6 -	40.307	25.314	1:05.621	66.26	2.068	12:10:26.830
7 -	39.000	26.147	1:05.147	66.75	1.594	12:11:31.977
8 -	38.395	25.778	1:04.173 (3)	67.76	0.620	12:12:36.150
9 -	39.275	26.200	1:05.475	66.41	1.922	12:13:41.625
10 -	38.130	25.423	1:03.553 (1)	68.42		12:14:45.178
11 -	38.462	25.406	1:03.868 (2)	68.08	0.315	12:15:49.046
12 -	38.802	25.683	1:04.485	67.43	0.932	12:16:53.531

P11 22 RMT Darren DOWDS			Suzuki - IRP Decals			
IDEAL LAP TIME : 1:06.420		BEST LAP TIME : 1:06.420		DIFFERENCE : 0.000		
LAP	SECTOR 1	SECTOR 2	LAP TIME	MPH	DIFF	TIME OF DAY
1 -		28.077	1:17.930	55.80	11.510	12:04:34.789
2 -	41.356	27.038	1:08.394	63.58	1.974	12:05:43.183
3 -	41.249	27.500	1:08.749	63.25	2.329	12:06:51.932
4 -	41.870	27.771	1:09.641	62.44	3.221	12:08:01.573
5 -	41.468	28.020	1:09.488	62.58	3.068	12:09:11.061
6 -	40.156	26.727	1:06.883 (2)	65.01	0.463	12:10:17.944
7 -	41.868	27.647	1:09.515	62.55	3.095	12:11:27.459
8 -	40.789	27.424	1:08.213	63.75	1.793	12:12:35.672
9 -	40.393	28.042	1:08.435	63.54	2.015	12:13:44.107
10 -	39.832	26.588	1:06.420 (1)	65.47		12:14:50.527
11 -	40.668	26.930	1:07.598 (3)	64.33	1.178	12:15:58.125
12 -	41.213	27.133	1:08.346	63.62	1.926	12:17:06.471

P12 183 R4 Pete GIBSON			Aprilia -			
IDEAL LAP TIME : 1:04.131		BEST LAP TIME : 1:04.343		DIFFERENCE : 0.212		
LAP	SECTOR 1	SECTOR 2	LAP TIME	MPH	DIFF	TIME OF DAY
1 -		26.091	1:43.652	41.95	39.309	12:05:00.511

Weather / Track : Cloudy / Wet

Brands Hatch Indy
Circuit Length = 1.2079 miles
Start: 12:03 Flag 12:15 End: 12:17

BMCRC - MRO Championships 2015 - Rnd 1 @ Brands Hatch Indy

BMCRC Rookie Minitwins & EDlasia Rookie 400

RACE 4 - SECTOR ANALYSIS

SECTOR 1 = FL to I1, SECTOR 2 = I1 to I2, SECTOR 3 = I2 to FL, DIFF = Difference To Personal Best Lap

2 -	38.706	25.637	1:04.343 (1)	67.58		12:06:04.854
3 -	39.303	26.421	1:05.724 (3)	66.16	1.381	12:07:10.578
4 -	39.010	25.425	1:04.435 (2)	67.48	0.092	12:08:15.013
5 -	40.194	26.683	1:06.877	65.02	2.534	12:09:21.890
6 -	41.053	27.606	1:08.659	63.33	4.316	12:10:30.549
7 -	40.562	27.160	1:07.722	64.21	3.379	12:11:38.271
8 -	41.183	26.983	1:08.166	63.79	3.823	12:12:46.437
9 -	40.595	26.917	1:07.512	64.41	3.169	12:13:53.949
10 -	40.649	25.781	1:06.430	65.46	2.087	12:15:00.379
11 -	40.819	26.689	1:07.508	64.41	3.165	12:16:07.887

P13 88 RMT Peter RANDALL

Suzuki -

IDEAL LAP TIME : 1:06.596

BEST LAP TIME : 1:06.596

DIFFERENCE : 0.000

LAP	SECTOR 1	SECTOR 2	LAP TIME	MPH	DIFF	TIME OF DAY
1 -		28.066	1:19.106	54.97	12.510	12:04:35.965
2 -	43.663	27.154	1:10.817	61.40	4.221	12:05:46.782
3 -	41.428	27.315	1:08.743	63.25	2.147	12:06:55.525
4 -	41.081	28.037	1:09.118	62.91	2.522	12:08:04.643
5 -	40.697	27.591	1:08.288	63.68	1.692	12:09:12.931
6 -	39.824	26.772	1:06.596 (1)	65.29		12:10:19.527
7 -	40.989	29.147	1:10.136	62.00	3.540	12:11:29.663
8 -	40.450	27.671	1:08.121	63.83	1.525	12:12:37.784
9 -	41.347	27.394	1:08.741	63.26	2.145	12:13:46.525
10 -	40.522	26.854	1:07.376 (2)	64.54	0.780	12:14:53.901
11 -	40.534	27.341	1:07.875 (3)	64.06	1.279	12:16:01.776

P14 29 RMT Tristan BOHANAN

Suzuki - MY BRUV !

IDEAL LAP TIME : 1:06.522

BEST LAP TIME : 1:07.403

DIFFERENCE : 0.881

LAP	SECTOR 1	SECTOR 2	LAP TIME	MPH	DIFF	TIME OF DAY
1 -		29.917	1:23.196	52.26	15.793	12:04:40.055
2 -	44.546	29.085	1:13.631	59.05	6.228	12:05:53.686
3 -	41.362	27.036	1:08.398 (3)	63.57	0.995	12:07:02.084
4 -	41.023	27.413	1:08.436	63.54	1.033	12:08:10.520
5 -	43.549	27.663	1:11.212	61.06	3.809	12:09:21.732
6 -	42.088	28.792	1:10.880	61.35	3.477	12:10:32.612
7 -	41.323	27.589	1:08.912	63.10	1.509	12:11:41.524
8 -	40.870	28.573	1:09.443	62.62	2.040	12:12:50.967
9 -	40.399	27.511	1:07.910 (2)	64.03	0.507	12:13:58.877
10 -	41.048	28.516	1:09.564	62.51	2.161	12:15:08.441
11 -	41.280	26.123	1:07.403 (1)	64.51		12:16:15.844

P15 140 RMT Daniel SALES

Suzuki -

IDEAL LAP TIME : 1:06.788

BEST LAP TIME : 1:07.038

DIFFERENCE : 0.250

LAP	SECTOR 1	SECTOR 2	LAP TIME	MPH	DIFF	TIME OF DAY
1 -		29.399	1:23.312	52.19	16.274	12:04:40.171
2 -	43.682	28.024	1:11.706	60.64	4.668	12:05:51.877
3 -	41.557	27.672	1:09.229	62.81	2.191	12:07:01.106
4 -	41.570	27.540	1:09.110	62.92	2.072	12:08:10.216
5 -	42.556	27.352	1:09.908	62.20	2.870	12:09:20.124
6 -	41.786	27.337	1:09.123	62.91	2.085	12:10:29.247
7 -	41.425	27.516	1:08.941 (2)	63.07	1.903	12:11:38.188
8 -	43.696	28.715	1:12.411	60.05	5.373	12:12:50.599
9 -	40.534	28.423	1:08.957 (3)	63.06	1.919	12:13:59.556
10 -	40.631	29.077	1:09.708	62.38	2.670	12:15:09.264
11 -	40.784	26.254	1:07.038 (1)	64.86		12:16:16.302

P16 43 RMT Harrison DAY

Suzuki -

IDEAL LAP TIME : 1:08.957

BEST LAP TIME : 1:09.454

DIFFERENCE : 0.497

LAP	SECTOR 1	SECTOR 2	LAP TIME	MPH	DIFF	TIME OF DAY
1 -		29.687	1:26.198	50.44	16.744	12:04:43.057

Weather / Track : Cloudy / Wet

Brands Hatch Indy

Circuit Length = 1.2079 miles

Start: 12:03 Flag 12:15 End: 12:17

BMCRC - MRO Championships 2015 - Rnd 1 @ Brands Hatch Indy

BMCRC Rookie Minitwins & EDIasia Rookie 400

RACE 4 - SECTOR ANALYSIS

SECTOR 1 = FL to I1, SECTOR 2 = I1 to I2, SECTOR 3 = I2 to FL, DIFF = Difference To Personal Best Lap

2 -	46.396	28.947	1:15.343	57.71	5.889	12:05:58.400
3 -	45.582	28.623	1:14.205	58.60	4.751	12:07:12.605
4 -	43.958	28.341	1:12.299	60.14	2.845	12:08:24.904
5 -	43.200	27.563	1:10.763 (3)	61.45	1.309	12:09:35.667
6 -	43.488	27.506	1:10.994	61.25	1.540	12:10:46.661
7 -	42.635	27.165	1:09.800 (2)	62.30	0.346	12:11:56.461
8 -	44.727	29.737	1:14.464	58.39	5.010	12:13:10.925
9 -	42.697	29.130	1:11.827	60.54	2.373	12:14:22.752
10 -	41.881	31.023	1:12.904	59.64	3.450	12:15:35.656
11 -	42.378	27.076	1:09.454 (1)	62.61		12:16:45.110

P17 23 R4		Tham EVANS		Honda -			
IDEAL LAP TIME : 1:07.439		BEST LAP TIME : 1:07.654		DIFFERENCE : 0.215			
LAP	SECTOR 1	SECTOR 2	LAP TIME	MPH	DIFF	TIME OF DAY	
1 -		29.210	1:46.975	40.65	39.321	12:05:03.834	
2 -	44.376	28.812	1:13.188	59.41	5.534	12:06:17.022	
3 -	43.062	27.860	1:10.922	61.31	3.268	12:07:27.944	
4 -	44.505	27.954	1:12.459	60.01	4.805	12:08:40.403	
5 -	41.276	26.378	1:07.654 (1)	64.27		12:09:48.057	
6 -	42.206	27.663	1:09.869	62.23	2.215	12:10:57.926	
7 -	42.075	27.470	1:09.545 (3)	62.52	1.891	12:12:07.471	
8 -	41.061	27.494	1:08.555 (2)	63.43	0.901	12:13:16.026	
9 -	42.687	27.100	1:09.787	62.31	2.133	12:14:25.813	
10 -	41.420	28.738	1:10.158	61.98	2.504	12:15:35.971	
11 -	42.771	27.308	1:10.079	62.05	2.425	12:16:46.050	

P18 55 R4		Nick COOPER		Aprilia - Skint Racing			
IDEAL LAP TIME : 1:06.983		BEST LAP TIME : 1:06.983		DIFFERENCE : 0.000			
LAP	SECTOR 1	SECTOR 2	LAP TIME	MPH	DIFF	TIME OF DAY	
1 -		29.074	1:47.715	40.37	40.732	12:05:04.574	
2 -	44.097	28.441	1:12.538	59.94	5.555	12:06:17.112	
3 -	43.921	28.070	1:11.991	60.40	5.008	12:07:29.103	
4 -	43.483	28.140	1:11.623	60.71	4.640	12:08:40.726	
5 -	41.894	26.745	1:08.639 (2)	63.35	1.656	12:09:49.365	
6 -	41.697	27.977	1:09.674	62.41	2.691	12:10:59.039	
7 -	42.509	27.266	1:09.775	62.32	2.792	12:12:08.814	
8 -	42.219	27.437	1:09.656 (3)	62.42	2.673	12:13:18.470	
9 -	41.668	28.503	1:10.171	61.97	3.188	12:14:28.641	
10 -	41.378	29.314	1:10.692	61.51	3.709	12:15:39.333	
11 -	41.227	25.756	1:06.983 (1)	64.92		12:16:46.316	

P19 17 R4		Kieran BOYCE		Honda -			
IDEAL LAP TIME : 1:10.362		BEST LAP TIME : 1:10.370		DIFFERENCE : 0.008			
LAP	SECTOR 1	SECTOR 2	LAP TIME	MPH	DIFF	TIME OF DAY	
1 -		29.743	1:49.231	39.81	38.861	12:05:06.090	
2 -	43.886	29.173	1:13.059	59.52	2.689	12:06:19.149	
3 -	43.791	27.795	1:11.586	60.74	1.216	12:07:30.735	
4 -	43.074	28.504	1:11.578	60.75	1.208	12:08:42.313	
5 -	42.567	27.803	1:10.370 (1)	61.79		12:09:52.683	
6 -	42.590	28.005	1:10.595 (2)	61.59	0.225	12:11:03.278	
7 -	43.051	28.805	1:11.856	60.51	1.486	12:12:15.134	
8 -	44.557	28.416	1:12.973	59.59	2.603	12:13:28.107	
9 -	43.622	28.307	1:11.929	60.45	1.559	12:14:40.036	
10 -	43.643	27.868	1:11.511 (3)	60.81	1.141	12:15:51.547	
11 -	43.125	28.678	1:11.803	60.56	1.433	12:17:03.350	

P20 134 R4		Debbie PETTET		Kawasaki - Chris Pettet			
IDEAL LAP TIME : 1:12.202		BEST LAP TIME : 1:12.202		DIFFERENCE : 0.000			
LAP	SECTOR 1	SECTOR 2	LAP TIME	MPH	DIFF	TIME OF DAY	
1 -		29.258	1:49.337	39.77	37.135	12:05:06.196	

Weather / Track : Cloudy / Wet

Brands Hatch Indy
Circuit Length = 1.2079 miles
Start: 12:03 Flag 12:15 End: 12:17

BMCRC - MRO Championships 2015 - Rnd 1 @ Brands Hatch Indy

BMCRC Rookie Minitwins & EDIasia Rookie 400

RACE 4 - SECTOR ANALYSIS

SECTOR 1 = FL to I1, SECTOR 2 = I1 to I2, SECTOR 3 = I2 to FL, DIFF = Difference To Personal Best Lap

2 -	45.157	29.353	1:14.510 (2)	58.36	2.308	12:06:20.706
3 -	44.994	30.305	1:15.299	57.75	3.097	12:07:36.005
4 -	45.958	29.357	1:15.315	57.73	3.113	12:08:51.320
5 -	47.201	30.522	1:17.723	55.95	5.521	12:10:09.043
6 -	45.660	29.957	1:15.617	57.50	3.415	12:11:24.660
7 -	45.583	29.398	1:14.981	57.99	2.779	12:12:39.641
8 -	45.392	29.338	1:14.730 (3)	58.19	2.528	12:13:54.371
9 -	44.555	32.007	1:16.562	56.79	4.360	12:15:10.933
10 -	43.433	28.769	1:12.202 (1)	60.22		12:16:23.135

P21 81 R4 Scott GRANT			Yamaha -			
IDEAL LAP TIME : 1:14.247		BEST LAP TIME : 1:14.310		DIFFERENCE : 0.063		
LAP	SECTOR 1	SECTOR 2	LAP TIME	MPH	DIFF	TIME OF DAY
1 -		30.919	1:52.360	38.70	38.050	12:05:09.219
2 -	46.389	30.917	1:17.306	56.25	2.996	12:06:26.525
3 -	45.475	30.757	1:16.232	57.04	1.922	12:07:42.757
4 -	45.613	30.155	1:15.768	57.39	1.458	12:08:58.525
5 -	45.044	29.926	1:14.970 (2)	58.00	0.660	12:10:13.495
6 -	46.558	30.778	1:17.336	56.23	3.026	12:11:30.831
7 -	44.475	30.511	1:14.986 (3)	57.99	0.676	12:12:45.817
8 -	44.321	29.989	1:14.310 (1)	58.51		12:14:00.127
9 -	45.246	30.607	1:15.853	57.32	1.543	12:15:15.980
10 -	45.456	30.011	1:15.467	57.62	1.157	12:16:31.447

P22 82 RMT James FOSTER			Suzuki - Essential Rubber Tyres			
IDEAL LAP TIME : 1:12.839		BEST LAP TIME : 1:13.243		DIFFERENCE : 0.404		
LAP	SECTOR 1	SECTOR 2	LAP TIME	MPH	DIFF	TIME OF DAY
1 -		31.478	1:31.663	47.44	18.420	12:04:48.522
2 -	47.847	30.367	1:18.214	55.59	4.971	12:06:06.736
3 -	46.794	32.329	1:19.123	54.96	5.880	12:07:25.859
4 -	46.387	29.760	1:16.147	57.10	2.904	12:08:42.006
5 -	45.536	29.045	1:14.581	58.30	1.338	12:09:56.587
6 -	1:09.357	31.647	1:41.004	43.05	27.761	12:11:37.591
7 -	45.869	30.697	1:16.566	56.79	3.323	12:12:54.157
8 -	44.941	28.851	1:13.792 (3)	58.93	0.549	12:14:07.949
9 -	44.313	28.930	1:13.243 (1)	59.37		12:15:21.192
10 -	44.823	28.526	1:13.349 (2)	59.28	0.106	12:16:34.541

P23 66 RMT Mark SMITH			Suzuki -			
IDEAL LAP TIME : 1:16.137		BEST LAP TIME : 1:16.143		DIFFERENCE : 0.006		
LAP	SECTOR 1	SECTOR 2	LAP TIME	MPH	DIFF	TIME OF DAY
1 -		33.320	1:36.154	45.22	20.011	12:04:53.013
2 -	49.912	31.791	1:21.703	53.22	5.560	12:06:14.716
3 -	49.512	31.180	1:20.692	53.89	4.549	12:07:35.408
4 -	48.631	31.630	1:20.261	54.18	4.118	12:08:55.669
5 -	47.389	31.139	1:18.528	55.37	2.385	12:10:14.197
6 -	47.946	31.601	1:19.547	54.66	3.404	12:11:33.744
7 -	47.069	30.354	1:17.423 (3)	56.16	1.280	12:12:51.167
8 -	46.442	30.356	1:16.798 (2)	56.62	0.655	12:14:07.965
9 -	46.949	30.490	1:17.439	56.15	1.296	12:15:25.404
10 -	46.448	29.695	1:16.143 (1)	57.11		12:16:41.547

P24 31 RMT Kelvin EVENDEN			Suzuki - Glosrose Group			
IDEAL LAP TIME : 1:17.778		BEST LAP TIME : 1:18.713		DIFFERENCE : 0.935		
LAP	SECTOR 1	SECTOR 2	LAP TIME	MPH	DIFF	TIME OF DAY
1 -		31.958	1:29.449	48.61	10.736	12:04:46.308
2 -	48.171	30.542	1:18.713 (1)	55.24		12:06:05.021
3 -	47.786	33.163	1:20.949	53.72	2.236	12:07:25.970
4 -	49.762	33.723	1:23.485	52.08	4.772	12:08:49.455
5 -	48.319	32.594	1:20.913	53.74	2.200	12:10:10.368

Weather / Track : Cloudy / Wet

Brands Hatch Indy
Circuit Length = 1.2079 miles
Start: 12:03 Flag 12:15 End: 12:17

BMCRC - MRO Championships 2015 - Rnd 1 @ Brands Hatch Indy

BMCRC Rookie Minitwins & EDIasia Rookie 400

RACE 4 - SECTOR ANALYSIS

SECTOR 1 = FL to I1, SECTOR 2 = I1 to I2, SECTOR 3 = I2 to FL, DIFF = Difference To Personal Best Lap

6 -	49.184	34.004	1:23.188	52.27	4.475	12:11:33.556
7 -	49.205	32.312	1:21.517	53.34	2.804	12:12:55.073
8 -	48.313	32.966	1:21.279	53.50	2.566	12:14:16.352
9 -	47.236	32.526	1:19.762 (3)	54.51	1.049	12:15:36.114
10 -	48.506	31.236	1:19.742 (2)	54.53	1.029	12:16:55.856

P25 123 R4 Heather BELCHER			Kawasaki -			
IDEAL LAP TIME : 1:15.171		BEST LAP TIME : 1:15.448		DIFFERENCE : 0.277		
LAP	SECTOR 1	SECTOR 2	LAP TIME	MPH	DIFF	TIME OF DAY
1 -		32.715	1:59.100	36.51	43.652	12:05:15.959
2 -	50.259	31.541	1:21.800	53.16	6.352	12:06:37.759
3 -	48.946	31.014	1:19.960	54.38	4.512	12:07:57.719
4 -	47.837	30.332	1:18.169	55.63	2.721	12:09:15.888
5 -	47.579	30.736	1:18.315	55.52	2.867	12:10:34.203
6 -	47.238	29.057	1:16.295 (2)	56.99	0.847	12:11:50.498
7 -	46.441	29.007	1:15.448 (1)	57.63		12:13:05.946
8 -	47.168	29.598	1:16.766 (3)	56.64	1.318	12:14:22.712
9 -	46.164	30.881	1:17.045	56.44	1.597	12:15:39.757
10 -	48.642	30.536	1:19.178	54.92	3.730	12:16:58.935

P26 36 R4 Mathew COLE			Kawasaki - Hampshire Hypnotherapy			
IDEAL LAP TIME : 1:17.089		BEST LAP TIME : 1:17.247		DIFFERENCE : 0.158		
LAP	SECTOR 1	SECTOR 2	LAP TIME	MPH	DIFF	TIME OF DAY
1 -		32.286	1:57.970	36.86	40.723	12:05:14.829
2 -	48.443	32.215	1:20.658	53.91	3.411	12:06:35.487
3 -	46.761	31.693	1:18.454	55.42	1.207	12:07:53.941
4 -	48.534	31.953	1:20.487	54.02	3.240	12:09:14.428
5 -	48.073	31.774	1:19.847	54.46	2.600	12:10:34.275
6 -	48.554	30.861	1:19.415	54.75	2.168	12:11:53.690
7 -	47.002	30.924	1:17.926 (2)	55.80	0.679	12:13:11.616
8 -	47.093	30.960	1:18.053 (3)	55.71	0.806	12:14:29.669
9 -	47.587	30.857	1:18.444	55.43	1.197	12:15:48.113
10 -	46.232	31.015	1:17.247 (1)	56.29		12:17:05.360

P27 104 R4 David OGDEN			Yamaha -			
IDEAL LAP TIME : 1:19.459		BEST LAP TIME : 1:19.459		DIFFERENCE : 0.000		
LAP	SECTOR 1	SECTOR 2	LAP TIME	MPH	DIFF	TIME OF DAY
1 -		33.767	2:01.735	35.72	42.276	12:05:18.594
2 -	51.204	32.854	1:24.058	51.73	4.599	12:06:42.652
3 -	50.042	32.106	1:22.148	52.93	2.689	12:08:04.800
4 -	48.180	31.279	1:19.459 (1)	54.72		12:09:24.259
5 -	48.356	31.938	1:20.294 (3)	54.15	0.835	12:10:44.553
6 -	49.240	32.058	1:21.298	53.48	1.839	12:12:05.851
7 -	48.477	33.409	1:21.886	53.10	2.427	12:13:27.737
8 -	48.769	32.095	1:20.864	53.77	1.405	12:14:48.601
9 -	48.458	31.691	1:20.149 (2)	54.25	0.690	12:16:08.750

P28 80 R4 Scott ALLOTT			Suzuki -			
IDEAL LAP TIME : 1:22.964		BEST LAP TIME : 1:23.616		DIFFERENCE : 0.652		
LAP	SECTOR 1	SECTOR 2	LAP TIME	MPH	DIFF	TIME OF DAY
1 -		32.305	2:01.070	35.91	37.454	12:05:17.929
2 -	52.510	32.761	1:25.271	50.99	1.655	12:06:43.200
3 -	52.343	32.289	1:24.632	51.38	1.016	12:08:07.832
4 -	52.328	32.928	1:25.256	51.00	1.640	12:09:33.088
5 -	51.961	31.655	1:23.616 (1)	52.00		12:10:56.704
6 -	51.864	33.940	1:25.804	50.68	2.188	12:12:22.508
7 -	51.645	32.451	1:24.096 (3)	51.70	0.480	12:13:46.604
8 -	51.309	32.817	1:24.126	51.69	0.510	12:15:10.730
9 -	51.326	32.762	1:24.088 (2)	51.71	0.472	12:16:34.818

Weather / Track : Cloudy / Wet

Brands Hatch Indy
Circuit Length = 1.2079 miles
Start: 12:03 Flag 12:15 End: 12:17

BMCRC - MRO Championships 2015 - Rnd 1 @ Brands Hatch Indy

BMCRC Rookie Minitwins & EDIasia Rookie 400

RACE 4 - SECTOR ANALYSIS

SECTOR 1 = FL to I1, SECTOR 2 = I1 to I2, SECTOR 3 = I2 to FL, DIFF = Difference To Personal Best Lap

P29 138 RMT Alex BERRY			Suzuki - The Great Frog			
IDEAL LAP TIME : 1:02.013		BEST LAP TIME : 1:02.063		DIFFERENCE : 0.050		
LAP	SECTOR 1	SECTOR 2	LAP TIME	MPH	DIFF	TIME OF DAY
1 -		26.004	1:11.651	60.69	9.588	12:04:28.510
2 -	38.478	24.786	1:03.264	68.73	1.201	12:05:31.774
3 -	38.707	25.968	1:04.675	67.23	2.612	12:06:36.449
4 -	39.146	25.581	1:04.727	67.18	2.664	12:07:41.176
5 -	39.786	25.710	1:05.496	66.39	3.433	12:08:46.672
6 -	38.333	25.008	1:03.341	68.65	1.278	12:09:50.013
7 -	38.763	25.330	1:04.093	67.84	2.030	12:10:54.106
8 -	37.879	24.407	1:02.286 (3)	69.81	0.223	12:11:56.392
9 -	37.739	24.326	1:02.065 (2)	70.06	0.002	12:12:58.457
10 -	37.789	24.274	1:02.063 (1)	70.06		12:14:00.520

P30 32 RMT Chris THAY			Suzuki - Scell-it uk			
IDEAL LAP TIME : 1:02.334		BEST LAP TIME : 1:02.855		DIFFERENCE : 0.521		
LAP	SECTOR 1	SECTOR 2	LAP TIME	MPH	DIFF	TIME OF DAY
1 -		26.773	1:14.705	58.20	11.850	12:04:31.564
2 -	40.376	25.726	1:06.102 (3)	65.78	3.247	12:05:37.666
3 -	39.067	26.152	1:05.219 (2)	66.67	2.364	12:06:42.885
4 -	40.569	27.664	1:08.233	63.73	5.378	12:07:51.118
5 -	39.582	27.304	1:06.886	65.01	4.031	12:08:58.004
6 -	40.824	25.852	1:06.676	65.21	3.821	12:10:04.680
7 -	37.802	25.053	1:02.855 (1)	69.18		12:11:07.535
8 -	39.439	26.669	1:06.108	65.78	3.253	12:12:13.643

P31 97 RMT Jake PACKHAM			Suzuki -			
IDEAL LAP TIME : 1:03.657		BEST LAP TIME : 1:04.004		DIFFERENCE : 0.347		
LAP	SECTOR 1	SECTOR 2	LAP TIME	MPH	DIFF	TIME OF DAY
1 -		26.652	1:17.013	56.46	13.009	12:04:33.872
2 -	40.182	25.323	1:05.505 (3)	66.38	1.501	12:05:39.377
3 -	40.089	25.531	1:05.620	66.26	1.616	12:06:44.997
4 -	40.898	26.002	1:06.900	65.00	2.896	12:07:51.897
5 -	39.370	26.388	1:05.758	66.13	1.754	12:08:57.655
6 -	39.818	24.705	1:04.523 (2)	67.39	0.519	12:10:02.178
7 -	38.952	25.052	1:04.004 (1)	67.94		12:11:06.182

P32 57 R4 Paul FISHER			Kawasaki -			
IDEAL LAP TIME : 1:08.609		BEST LAP TIME : 1:08.609		DIFFERENCE : 0.000		
LAP	SECTOR 1	SECTOR 2	LAP TIME	MPH	DIFF	TIME OF DAY
1 -		28.100	1:45.748	41.12	37.139	12:05:02.607
2 -	43.690	28.301	1:11.991 (3)	60.40	3.382	12:06:14.598
3 -	43.669	27.977	1:11.646 (2)	60.69	3.037	12:07:26.244
4 -	45.557	27.625	1:13.182	59.42	4.573	12:08:39.426
5 -	41.654	26.955	1:08.609 (1)	63.38		12:09:48.035

P33 192 RMT Daniel MOFFA			Suzuki - Forest Stump			
IDEAL LAP TIME : 1:07.780		BEST LAP TIME : 1:08.896		DIFFERENCE : 1.116		
LAP	SECTOR 1	SECTOR 2	LAP TIME	MPH	DIFF	TIME OF DAY
1 -		27.372	1:16.705 (2)	56.69	7.809	12:04:33.564
2 -	41.906	26.990	1:08.896 (1)	63.11		12:05:42.460

P34 41 RMT Ian TURNER			Suzuki - Mong Motorsport			
IDEAL LAP TIME : 1:14.523		BEST LAP TIME : 1:14.576		DIFFERENCE : 0.053		
LAP	SECTOR 1	SECTOR 2	LAP TIME	MPH	DIFF	TIME OF DAY
1 -		29.747	1:22.562 (2)	52.67	7.986	12:04:39.421
2 -	44.776	29.800	1:14.576 (1)	58.31		12:05:53.997

Weather / Track : Cloudy / Wet

Brands Hatch Indy
Circuit Length = 1.2079 miles
Start: 12:03 Flag 12:15 End: 12:17

BMCRC - MRO Championships 2015 - Rnd 1 @ Brands Hatch Indy

BMCRC Rookie Minitwins & EDIasia Rookie 400

RACE 4 - BEST SECTORS

SECTOR 1			SECTOR 2			IDEAL / BEST COMPARISON						
POS	NO	NAME	TIME	NO	NAME	TIME	POS	NO	NAME	IDEAL	BEST	DIFF
									PERFECT LAP	1:00.653		
1	139	KIRK	36.799	34	JOHNSON	23.854	1	93	WALLIS	1:00.799	1:01.541	0.742
2	93	WALLIS	36.808	90	GIGNEY	23.887	2	139	KIRK	1:01.059	1:01.153	0.094
3	32	THAY	37.281	93	WALLIS	23.991	3	90	GIGNEY	1:01.397	1:02.096	0.699
4	90	GIGNEY	37.510	139	KIRK	24.260	4	34	JOHNSON	1:01.915	1:02.213	0.298
5	138	BERRY	37.739	138	BERRY	24.274	5	138	BERRY	1:02.013	1:02.063	0.050
6	68	EUSTACE	37.988	68	EUSTACE	24.360	6	32	THAY	1:02.334	1:02.855	0.521
7	34	JOHNSON	38.061	69	HUSKINSON	24.621	7	68	EUSTACE	1:02.348	1:02.491	0.143
8	69	HUSKINSON	38.078	97	PACKHAM	24.705	8	69	HUSKINSON	1:02.699	1:03.400	0.701
9	25	WHELAN	38.130	84	BRANCO	24.904	9	25	WHELAN	1:03.444	1:03.553	0.109
10	183	GIBSON	38.706	32	THAY	25.053	10	97	PACKHAM	1:03.657	1:04.004	0.347
11	38	COUCHMAN	38.706	25	WHELAN	25.314	11	84	BRANCO	1:03.709	1:04.323	0.614
12	84	BRANCO	38.805	183	GIBSON	25.425	12	183	GIBSON	1:04.131	1:04.343	0.212
13	97	PACKHAM	38.952	38	COUCHMAN	25.429	13	38	COUCHMAN	1:04.135	1:05.649	1.514
14	444	WILLIAMS	39.662	444	WILLIAMS	25.720	14	444	WILLIAMS	1:05.382	1:05.708	0.326
15	88	RANDALL	39.824	55	COOPER	25.756	15	22	DOWDS	1:06.420	1:06.420	0.000
16	22	DOWDS	39.832	29	BOHANAN	26.123	16	29	BOHANAN	1:06.522	1:07.403	0.881
17	29	BOHANAN	40.399	140	SALES	26.254	17	88	RANDALL	1:06.596	1:06.596	0.000
18	140	SALES	40.534	23	EVANS	26.378	18	140	SALES	1:06.788	1:07.038	0.250
19	192	MOFFA	40.790	22	DOWDS	26.588	19	55	COOPER	1:06.983	1:06.983	0.000
20	23	EVANS	41.061	88	RANDALL	26.772	20	23	EVANS	1:07.439	1:07.654	0.215
21	55	COOPER	41.227	57	FISHER	26.955	21	192	MOFFA	1:07.780	1:08.896	1.116
22	57	FISHER	41.654	192	MOFFA	26.990	22	57	FISHER	1:08.609	1:08.609	0.000
23	43	DAY	41.881	43	DAY	27.076	23	43	DAY	1:08.957	1:09.454	0.497
24	17	BOYCE	42.567	17	BOYCE	27.795	24	17	BOYCE	1:10.362	1:10.370	0.008
25	134	PETTET	43.433	82	FOSTER	28.526	25	134	PETTET	1:12.202	1:12.202	0.000
26	82	FOSTER	44.313	134	PETTET	28.769	26	82	FOSTER	1:12.839	1:13.243	0.404
27	81	GRANT	44.321	123	BELCHER	29.007	27	81	GRANT	1:14.247	1:14.310	0.063
28	41	TURNER	44.776	66	SMITH	29.695	28	41	TURNER	1:14.523	1:14.576	0.053
29	123	BELCHER	46.164	41	TURNER	29.747	29	123	BELCHER	1:15.171	1:15.448	0.277
30	36	COLE	46.232	81	GRANT	29.926	30	66	SMITH	1:16.137	1:16.143	0.006
31	66	SMITH	46.442	31	EVENDEN	30.542	31	36	COLE	1:17.089	1:17.247	0.158
32	31	EVENDEN	47.236	36	COLE	30.857	32	31	EVENDEN	1:17.778	1:18.713	0.935
33	104	OGDEN	48.180	104	OGDEN	31.279	33	104	OGDEN	1:19.459	1:19.459	0.000
34	80	ALLOTT	51.309	80	ALLOTT	31.655	34	80	ALLOTT	1:22.964	1:23.616	0.652

Weather / Track : Cloudy / Wet

Brands Hatch Indy
Circuit Length = 1.2079 miles
Start: 12:03 Flag 12:15 End: 12:17

Results can be found at www.tsl-timing.com

Printed - 12:22 Sunday, 29 March 2015


BMCRC - MRO Championships 2015 - Rnd 1 @ Brands Hatch Indy

BMCRC Rookie Minitwins & EDlasia Rookie 400

RACE 14 - GRID



ROW 14	42	57 Paul FISHER	41	80 Scott ALLOTT	40	104 David OGDEN	
ROW 13		39	36 Mathew COLE	38	123 Heather BELCHER	37	81 Scott GRANT
ROW 12	36	134 Debbie PETTET	35	17 Kieran BOYCE	34	55 Nick COOPER	
ROW 11		33	23 Tham EVANS	32	183 Pete GIBSON	31	25 Matty WHELAN
ROW 10							
ROW 9							
ROW 8	24	83 Ian PATTERSON	23	125 Paul WILSON	22	41 Ian TURNER	
ROW 7		21	192 Daniel MOFFA	20	97 Jake PACKHAM	19	32 Chris THAY
ROW 6	18	138 Alex BERRY	17	31 Kelvin EVENDEN	16	66 Mark SMITH	
ROW 5		15	82 James FOSTER	14	43 Harrison DAY	13	140 Daniel SALES
ROW 4	12	29 Tristan BOHANAN	11	88 Peter RANDALL	10	22 Darren DOWDS	
ROW 3		9	38 Bob COUCHMAN	8	444 Mark WILLIAMS	7	84 Ricardo BRANCO
ROW 2	6	69 Danny HUSKINSON	5	90 Kurt GIGNEY	4	34 Andrew JOHNSON	
ROW 1		3	68 Thomas EUSTACE	2	93 Jack WALLIS	1	139 Byron KIRK
							Pole



Brands Hatch Indy
Circuit Length = 1.2079 miles

These results are provisional until the conclusion of any judicial and technical matters.

Clerk Of Course :	Timekeeper :
-------------------	--------------

Results can be found at www.tsl-timing.com

Printed - 12:26 Sunday, 29 March 2015



BMCRC - MRO Championships 2015 - Rnd 1 @ Brands Hatch Indy

BMCRC Rookie Minitwins & EDlasia Rookie 400

RACE 14 - CLASSIFICATION



CLASS : R4

POS	NO	CL	NAME	ENTRY	LAPS	TIME	GAP	DIFF	MPH	BEST	ON
1	25	R4	Matty WHELAN	Yamaha - Blueline Taxis Barnsley	11	11:54.343			66.96	59.917	6
2	23	R4	Tham EVANS	Honda -	11	11:58.934	1 Lap	4.591	66.53	1:01.236	7
3	183	R4	Pete GIBSON	Aprilia -	11	12:03.780	1 Lap	4.846	66.08	1:00.761	9
4	55	R4	Nick COOPER	Aprilia - Skint Racing	11	12:11.515	1 Lap	7.735	65.39	59.944	9
5	17	R4	Kieran BOYCE	Honda -	10	11:42.891	2 Laps	0.394	61.86	1:04.926	8
6	134	R4	Debbie PETTET	Kawasaki - Chris Pettet	10	12:39.530	2 Laps	22.086	57.25	1:10.972	2
7	104	R4	David OGDEN	Yamaha -	10	12:47.579	2 Laps	8.049	56.65	1:08.328	8
8	36	R4	Mathew COLE	Kawasaki - Hampshire Hypnotherapy	9	12:07.150	3 Laps	1 Lap	53.82	1:15.391	6
DNF	57	R4	Paul FISHER	Kawasaki -	9	10:13.719	3 Laps		63.77	1:01.859	7
DNF	81	R4	Scott GRANT	Yamaha -	4	5:11.293	8 Laps	44.349	55.87	1:06.852	2

CLASS : RMT

POS	NO	CL	NAME	ENTRY	LAPS	TIME	GAP	DIFF	MPH	BEST	ON
1	139	RMT	Byron KIRK	Suzuki -	12	11:42.717			74.25	57.314	2
2	68	RMT	Thomas EUSTACE	Suzuki - More moto	12	11:56.839	14.122	14.122	72.79	56.473	2
3	444	RMT	Mark WILLIAMS	Suzuki -	12	11:57.455	14.738	0.616	72.73	57.964	9
4	140	RMT	Daniel SALES	Suzuki -	12	12:03.257	20.540	5.802	72.15	58.487	9
5	93	RMT	Jack WALLIS	Suzuki -	12	12:08.996	26.279	5.739	71.58	58.721	10
6	34	RMT	Andrew JOHNSON	Suzuki -	12	12:09.326	26.609	0.330	71.54	58.487	10
7	69	RMT	Danny HUSKINSON	Suzuki - art of racing	12	12:21.477	38.760	12.151	70.37	59.140	9
8	138	RMT	Alex BERRY	Suzuki - The Great Frog	12	12:23.003	40.286	1.526	70.23	58.432	12
9	192	RMT	Daniel MOFFA	Suzuki - Forest Stump	12	12:38.079	55.362	15.076	68.83	59.220	6
10	84	RMT	Ricardo BRANCO	Suzuki - Essential Rubber Tyres	12	12:39.743	57.026	1.664	68.68	1:01.231	9
11	41	RMT	Ian TURNER	Suzuki - Mong Motorsport	12	12:40.475	57.758	0.732	68.61	59.306	9
12	88	RMT	Peter RANDALL	Suzuki -	11	11:42.558	1 Lap	1 Lap	68.08	1:00.925	10
13	22	RMT	Darren DOWDS	Suzuki - IRP Decals	11	11:46.860	1 Lap	4.302	67.67	1:01.347	9
14	38	RMT	Bob COUCHMAN	Suzuki -	11	11:46.992	1 Lap	0.132	67.65	1:01.501	10
15	82	RMT	James FOSTER	Suzuki - Essential Rubber Tyres	10	11:42.497	2 Laps	1 Lap	61.90	1:06.673	9
16	31	RMT	Kelvin EVENDEN	Suzuki - Glosrose Group	10	12:17.444	2 Laps	34.553	58.96	1:11.844	7
DNF	43	RMT	Harrison DAY	Suzuki -	4	4:26.944	8 Laps	5 Laps	65.16	1:03.298	3
DNF	90	RMT	Kurt GIGNEY	Suzuki -	3	3:04.530	9 Laps	1 Lap	70.69	58.852	2
DNF	66	RMT	Mark SMITH	Suzuki -	0						0
DNF	97	RMT	Jake PACKHAM	Suzuki -	0						0
DNF	32	RMT	Chris THAY	Suzuki - Scell-it uk	0						0

FASTEST LAP

68	RMT	Thomas EUSTACE	Suzuki - More moto	2	56.473	77.00 mph	123.92 kph
25	R4	Matty WHELAN	Yamaha - Blueline Taxis Barnsley	6	59.917	72.57 mph	116.80 kph

90% of Race Speed = 66.82mph(Rookie Minitwins) 60.26mph(Rookie 400)

Brands Hatch Indy
Circuit Length = 1.2079 miles
Start: 16:00 Flag 16:12 End: 16:13

Weather / Track : Cloudy / Drying

These results are provisional until the conclusion of any judicial and technical matters.

Clerk Of Course :	Timekeeper :
-------------------	--------------

Results can be found at www.tsl-timing.com

Printed - 16:16 Sunday, 29 March 2015



BMCRC - MRO Championships 2015 - Rnd 1 @ Brands Hatch Indy

BMCRC Rookie Minitwins & EDIasia Rookie 400

RACE 14 - LAP CHART

LAP 1 @ 16:01:40.724

NO	BEHIND	LAP TIME
139		1:01.645
68	0.198	1:01.843
90	4.109	1:05.754
444	5.388	1:07.033
140	5.574	1:07.219
69	5.614	1:07.259
93	6.221	1:07.866
34	7.716	1:09.361
84	8.649	1:10.294
88	9.333	1:10.978
138	9.760	1:11.405
22	10.470	1:12.115
43	10.821	1:12.466
41	11.813	1:13.458
38	11.843	1:13.488
192	12.041	1:13.686
82	16.319	1:17.964
31	19.802	1:21.447
23	37.232	1:38.877
25	37.890	1:39.535
183	38.576	1:40.221
134	42.588	1:44.233
55	43.646	1:45.291
57	44.134	1:45.779
17	44.612	1:46.257
81	44.950	1:46.595
36	50.982	1:52.627
104	51.401	1:53.046

LAP 2 @ 16:02:37.395

NO	BEHIND	LAP TIME
68		56.473
139	0.643	57.314
90	6.290	58.852
444	7.412	58.695
140	7.851	58.948
69	9.203	1:00.260
93	9.412	59.862
34	11.800	1:00.755
84	15.112	1:03.134
138	15.750	1:02.661
88	16.099	1:03.437
22	17.771	1:03.972
43	17.992	1:03.842
38	18.551	1:03.379
41	18.872	1:03.730
192	19.026	1:03.656
82	28.815	1:09.167
31	35.585	1:12.454
23	42.361	1:01.800
25	43.214	1:01.995
183	44.431	1:02.526
55	52.704	1:05.729
57	53.415	1:05.952
81	55.131	1:06.852
17	55.328	1:07.387
134	56.889	1:10.972

LAP 3 @ 16:03:36.034

NO	BEHIND	LAP TIME
68		58.639

139	0.159	58.155
90	7.575	59.924
444	8.787	1:00.014
140	9.660	1:00.448
93	10.828	1:00.055
104	1 Lap	1:14.770
36	1 Lap	1:16.279
34	12.106	58.945
69	12.122	1:01.558
138	18.699	1:01.588
84	20.013	1:03.540
88	20.125	1:02.665
43	22.651	1:03.298
192	22.851	1:02.464
22	23.728	1:04.596
38	23.839	1:03.927
41	24.054	1:03.821
82	39.110	1:08.934
23	46.620	1:02.898
25	46.864	1:02.289
183	48.392	1:02.600
31	49.207	1:12.261
55	57.242	1:03.177
57	58.251	1:03.475

LAP 4 @ 16:04:34.785

NO	BEHIND	LAP TIME
139		58.592
68	0.144	58.895
17	1 Lap	1:05.639
81	1 Lap	1:08.082
444	9.033	58.997
140	9.468	58.559
134	1 Lap	1:12.453
93	13.325	1:01.248
34	13.580	1:00.225
69	14.312	1:00.941
138	23.229	1:03.281
84	25.716	1:04.454
88	26.045	1:04.671
192	26.166	1:02.066
104	1 Lap	1:15.028
22	30.659	1:05.682
36	1 Lap	1:17.834
38	31.047	1:05.959
41	31.115	1:05.812
43	31.238	1:07.338
82	50.639	1:10.280
23	50.861	1:02.992
25	51.112	1:02.999
183	52.734	1:03.093

LAP 5 @ 16:05:34.810

NO	BEHIND	LAP TIME
139		1:00.025
68	0.301	1:00.182
55	1 Lap	1:04.909
57	1 Lap	1:04.398
31	1 Lap	1:13.891
444	8.203	59.195
140	9.501	1:00.058
17	1 Lap	1:07.391
93	14.939	1:01.639
34	14.957	1:01.402

69	15.319	1:01.032
81	1 Lap	1:09.764
138	25.857	1:02.653
134	1 Lap	1:14.856
84	29.396	1:03.705
192	29.491	1:03.350
88	29.947	1:03.927
22	34.944	1:04.310
41	35.145	1:04.055
38	36.029	1:05.007
104	1 Lap	1:16.929
36	1 Lap	1:18.716
23	53.330	1:02.494
25	53.609	1:02.522
183	57.012	1:04.303

LAP 6 @ 16:06:34.401

NO	BEHIND	LAP TIME
139		59.591
68	0.598	59.888
82	1 Lap	1:10.946
57	1 Lap	1:03.297
55	1 Lap	1:03.939
444	7.813	59.201
140	8.893	58.983
34	15.994	1:00.628
93	16.772	1:01.424
69	17.194	1:01.466
17	1 Lap	1:06.858
31	1 Lap	1:13.827
138	28.143	1:01.877
192	29.120	59.220
84	32.233	1:02.428
88	32.732	1:02.376
41	38.648	1:03.094
22	39.778	1:04.425
38	40.199	1:03.761
134	1 Lap	1:14.297
25	53.935	59.917
23	55.282	1:01.543

LAP 7 @ 16:07:33.497

NO	BEHIND	LAP TIME
139		59.096
104	2 Laps	1:14.885
183	1 Lap	1:01.998
68	0.762	59.260
444	8.395	59.678
36	2 Laps	1:17.910
140	10.216	1:00.419
55	1 Lap	1:02.267
57	1 Lap	1:03.916
82	1 Lap	1:11.330
34	16.472	59.574
93	17.157	59.481
69	17.649	59.551
17	1 Lap	1:05.198
192	29.568	59.544
138	29.673	1:00.626
31	1 Lap	1:11.952
84	35.057	1:01.920
88	35.620	1:01.984
41	40.244	1:00.692
22	43.118	1:02.436

38	43.145	1:02.042
25	55.232	1:00.393
134	1 Lap	1:13.454
23	57.422	1:01.236

LAP 8 @ 16:08:31.303

NO	BEHIND	LAP TIME
139		57.806
68	2.298	59.342
183	1 Lap	1:01.190
444	9.680	59.091
140	12.578	1:00.168
55	1 Lap	1:01.861
104	2 Laps	1:12.775
57	1 Lap	1:01.859
93	18.673	59.322
34	19.292	1:00.626
69	20.069	1:00.226
82	1 Lap	1:09.984
36	2 Laps	1:15.391
192	31.738	59.976
138	32.284	1:00.417
17	1 Lap	1:05.850
84	39.557	1:02.306
88	40.111	1:02.297
41	43.378	1:00.940
31	1 Lap	1:11.844
38	48.295	1:02.956
22	48.471	1:03.159
25	57.771	1:00.345

LAP 9 @ 16:09:29.627

NO	BEHIND	LAP TIME
139		58.324
68	3.244	59.270
23	1 Lap	1:02.106
183	1 Lap	1:01.802
444	9.320	57.964
134	2 Laps	1:12.731
140	12.741	58.487
55	1 Lap	1:00.465
93	19.557	59.208
57	1 Lap	1:02.168
34	20.533	59.565
69	20.885	59.140
104	2 Laps	1:09.465
192	33.304	59.890
138	34.685	1:00.725
82	1 Lap	1:09.001
17	1 Lap	1:04.926
84	42.464	1:01.231
88	43.818	1:02.031
36	2 Laps	1:16.075
41	44.360	59.306
22	51.494	1:01.347
38	52.853	1:02.882

LAP 10 @ 16:10:27.072

NO	BEHIND	LAP TIME
139		57.445
31	2 Laps	1:11.953
25	1 Lap	1:00.279
68	5.869	1:00.070

23	1 Lap	1:01.397
444	10.053	58.178
183	1 Lap	1:00.761
140	14.291	58.995
55	1 Lap	59.944
93	20.833	58.721
34	21.575	58.487
69	23.892	1:00.452
57	1 Lap	1:02.875
134	2 Laps	1:12.198
192	35.792	59.933
138	36.413	59.173
104	2 Laps	1:08.328
82	1 Lap	1:06.673
84	46.425	1:01.406
17	1 Lap	1:05.415
88	47.298	1:00.925
41	47.413	1:00.498
22	56.356	1:02.307
38	56.909	1:01.501

LAP 11 @ 16:11:24.394

NO	BEHIND	LAP TIME
139		57.322
36	3 Laps	1:16.725
25	1 Lap	1:01.898
68	10.285	1:01.738
23	1 Lap	1:01.469
444	12.548	59.817
183	1 Lap	1:01.660
140	16.768	59.799
31	2 Laps	1:12.811
55	1 Lap	1:00.459
93	22.910	59.399
34	23.234	58.981
69	31.340	1:04.770
138	39.256	1:00.165
192	39.599	1:01.129
134	2 Laps	1:12.764
104	2 Laps	1:10.316
84	52.998	1:03.895
41	54.508	1:04.417
82	1 Lap	1:08.218
88	57.243	1:07.267

LAP 12 @ 16:12:21.796

NO	BEHIND	LAP TIME
139		57.402
17	2 Laps	1:07.970
22	1 Lap	1:02.511
38	1 Lap	1:02.090
25	1 Lap	1:02.171
68	14.122	1:01.239
444	14.738	59.592
23	1 Lap	1:02.122
140	20.540	1:01.174
183	1 Lap	1:03.626
36	3 Laps	1:15.593
93	26.279	1:00.771
34	26.609	1:00.777
55	1 Lap	1:03.474
31	2 Laps	1:15.004
69	38.760	1:04.822
138	40.286	58.432

Brands Hatch Indy
 Circuit Length = 1.2079 miles
 Start: 16:00 Flag 16:12 End: 16:13

Weather / Track : Cloudy / Drying

BMCRC - MRO Championships 2015 - Rnd 1 @ Brands Hatch Indy

BMCRC Rookie Minitwins & EDIasia Rookie 400

RACE 14 - LAP CHART

192	55.362	1:13.165
134	2 Laps	1:11.572
84	57.026	1:01.430
41	57.758	1:00.652
104	2 Laps	1:12.037

BMCRC - MRO Championships 2015 - Rnd 1 @ Brands Hatch Indy

BMCRC Rookie Minitwins & EDIasia Rookie 400

RACE 14 - SECTOR ANALYSIS

SECTOR 1 = FL to I1, SECTOR 2 = I1 to I2, SECTOR 3 = I2 to FL, DIFF = Difference To Personal Best Lap

P1 139 RMT Byron KIRK			Suzuki -			
IDEAL LAP TIME : 56.876		BEST LAP TIME : 57.314		DIFFERENCE : 0.438		
LAP	SECTOR 1	SECTOR 2	LAP TIME	MPH	DIFF	TIME OF DAY
1 -		22.496	1:01.645	70.54	4.331	16:01:40.724
2 -	34.883	22.431	57.314 (1)	75.87		16:02:38.038
3 -	35.744	22.411	58.155	74.77	0.841	16:03:36.193
4 -	36.113	22.479	58.592	74.21	1.278	16:04:34.785
5 -	36.357	23.668	1:00.025	72.44	2.711	16:05:34.810
6 -	36.171	23.420	59.591	72.97	2.277	16:06:34.401
7 -	35.940	23.156	59.096	73.58	1.782	16:07:33.497
8 -	35.185	22.621	57.806	75.22	0.492	16:08:31.303
9 -	35.683	22.641	58.324	74.55	1.010	16:09:29.627
10 -	34.465	22.980	57.445	75.70	0.131	16:10:27.072
11 -	34.797	22.525	57.322 (2)	75.86	0.008	16:11:24.394
12 -	34.837	22.565	57.402 (3)	75.75	0.088	16:12:21.796

P2 68 RMT Thomas EUSTACE			Suzuki - More moto			
IDEAL LAP TIME : 56.286		BEST LAP TIME : 56.473		DIFFERENCE : 0.187		
LAP	SECTOR 1	SECTOR 2	LAP TIME	MPH	DIFF	TIME OF DAY
1 -		22.135	1:01.843	70.31	5.370	16:01:40.922
2 -	34.151	22.322	56.473 (1)	77.00		16:02:37.395
3 -	35.877	22.762	58.639 (2)	74.15	2.166	16:03:36.034
4 -	36.384	22.511	58.895 (3)	73.83	2.422	16:04:34.929
5 -	36.849	23.333	1:00.182	72.25	3.709	16:05:35.111
6 -	36.220	23.668	59.888	72.61	3.415	16:06:34.999
7 -	35.513	23.747	59.260	73.38	2.787	16:07:34.259
8 -	36.238	23.104	59.342	73.28	2.869	16:08:33.601
9 -	35.885	23.385	59.270	73.36	2.797	16:09:32.871
10 -	36.327	23.743	1:00.070	72.39	3.597	16:10:32.941
11 -	37.818	23.920	1:01.738	70.43	5.265	16:11:34.679
12 -	37.514	23.725	1:01.239	71.01	4.766	16:12:35.918

P3 444 RMT Mark WILLIAMS			Suzuki -			
IDEAL LAP TIME : 57.789		BEST LAP TIME : 57.964		DIFFERENCE : 0.175		
LAP	SECTOR 1	SECTOR 2	LAP TIME	MPH	DIFF	TIME OF DAY
1 -		24.047	1:07.033	64.87	9.069	16:01:46.112
2 -	35.384	23.311	58.695 (3)	74.08	0.731	16:02:44.807
3 -	35.640	24.374	1:00.014	72.45	2.050	16:03:44.821
4 -	35.406	23.591	58.997	73.70	1.033	16:04:43.818
5 -	35.513	23.682	59.195	73.46	1.231	16:05:43.013
6 -	35.955	23.246	59.201	73.45	1.237	16:06:42.214
7 -	36.066	23.612	59.678	72.86	1.714	16:07:41.892
8 -	35.688	23.403	59.091	73.59	1.127	16:08:40.983
9 -	34.545	23.419	57.964 (1)	75.02		16:09:38.947
10 -	34.934	23.244	58.178 (2)	74.74	0.214	16:10:37.125
11 -	34.796	25.021	59.817	72.69	1.853	16:11:36.942
12 -	36.336	23.256	59.592	72.97	1.628	16:12:36.534

P4 140 RMT Daniel SALES			Suzuki -			
IDEAL LAP TIME : 58.124		BEST LAP TIME : 58.487		DIFFERENCE : 0.363		
LAP	SECTOR 1	SECTOR 2	LAP TIME	MPH	DIFF	TIME OF DAY
1 -		23.846	1:07.219	64.69	8.732	16:01:46.298
2 -	35.899	23.049	58.948 (3)	73.77	0.461	16:02:45.246
3 -	35.612	24.836	1:00.448	71.93	1.961	16:03:45.694
4 -	35.127	23.432	58.559 (2)	74.26	0.072	16:04:44.253
5 -	35.640	24.418	1:00.058	72.40	1.571	16:05:44.311
6 -	35.935	23.048	58.983	73.72	0.496	16:06:43.294
7 -	36.834	23.585	1:00.419	71.97	1.932	16:07:43.713
8 -	36.418	23.750	1:00.168	72.27	1.681	16:08:43.881
9 -	35.076	23.411	58.487 (1)	74.35		16:09:42.368

Weather / Track : Cloudy / Drying

Brands Hatch Indy
Circuit Length = 1.2079 miles
Start: 16:00 Flag 16:12 End: 16:13

BMCRC - MRO Championships 2015 - Rnd 1 @ Brands Hatch Indy

BMCRC Rookie Minitwins & EDlasia Rookie 400

RACE 14 - SECTOR ANALYSIS

SECTOR 1 = FL to I1, SECTOR 2 = I1 to I2, SECTOR 3 = I2 to FL, DIFF = Difference To Personal Best Lap

10 -	35.530	23.465	58.995	73.71	0.508	16:10:41.363
11 -	35.908	23.891	59.799	72.72	1.312	16:11:41.162
12 -	36.358	24.816	1:01.174	71.08	2.687	16:12:42.336

P5 93 RMT Jack WALLIS			Suzuki -			
IDEAL LAP TIME : 58.721		BEST LAP TIME : 58.721		DIFFERENCE : 0.000		
LAP	SECTOR 1	SECTOR 2	LAP TIME	MPH	DIFF	TIME OF DAY
1 -		24.473	1:07.866	64.07	9.145	16:01:46.945
2 -	36.461	23.401	59.862	72.64	1.141	16:02:46.807
3 -	36.490	23.565	1:00.055	72.41	1.334	16:03:46.862
4 -	37.357	23.891	1:01.248	70.99	2.527	16:04:48.110
5 -	37.562	24.077	1:01.639	70.54	2.918	16:05:49.749
6 -	37.165	24.259	1:01.424	70.79	2.703	16:06:51.173
7 -	36.195	23.286	59.481	73.10	0.760	16:07:50.654
8 -	35.737	23.585	59.322 (3)	73.30	0.601	16:08:49.976
9 -	35.753	23.455	59.208 (2)	73.44	0.487	16:09:49.184
10 -	35.601	23.120	58.721 (1)	74.05		16:10:47.905
11 -	35.848	23.551	59.399	73.21	0.678	16:11:47.304
12 -	37.063	23.708	1:00.771	71.55	2.050	16:12:48.075

P6 34 RMT Andrew JOHNSON			Suzuki -			
IDEAL LAP TIME : 58.295		BEST LAP TIME : 58.487		DIFFERENCE : 0.192		
LAP	SECTOR 1	SECTOR 2	LAP TIME	MPH	DIFF	TIME OF DAY
1 -		24.036	1:09.361	62.69	10.874	16:01:48.440
2 -	36.688	24.067	1:00.755	71.57	2.268	16:02:49.195
3 -	36.462	22.483	58.945 (2)	73.77	0.458	16:03:48.140
4 -	37.287	22.938	1:00.225	72.20	1.738	16:04:48.365
5 -	37.726	23.676	1:01.402	70.82	2.915	16:05:49.767
6 -	36.922	23.706	1:00.628	71.72	2.141	16:06:50.395
7 -	36.441	23.133	59.574	72.99	1.087	16:07:49.969
8 -	37.299	23.327	1:00.626	71.72	2.139	16:08:50.595
9 -	36.335	23.230	59.565	73.00	1.078	16:09:50.160
10 -	35.898	22.589	58.487 (1)	74.35		16:10:48.647
11 -	35.812	23.169	58.981 (3)	73.72	0.494	16:11:47.628
12 -	38.162	22.615	1:00.777	71.55	2.290	16:12:48.405

P7 69 RMT Danny HUSKINSON			Suzuki - art of racing			
IDEAL LAP TIME : 59.140		BEST LAP TIME : 59.140		DIFFERENCE : 0.000		
LAP	SECTOR 1	SECTOR 2	LAP TIME	MPH	DIFF	TIME OF DAY
1 -		24.388	1:07.259	64.65	8.119	16:01:46.338
2 -	36.703	23.557	1:00.260	72.16	1.120	16:02:46.598
3 -	37.486	24.072	1:01.558	70.64	2.418	16:03:48.156
4 -	37.596	23.345	1:00.941	71.35	1.801	16:04:49.097
5 -	37.541	23.491	1:01.032	71.25	1.892	16:05:50.129
6 -	37.253	24.213	1:01.466	70.74	2.326	16:06:51.595
7 -	36.191	23.360	59.551 (2)	73.02	0.411	16:07:51.146
8 -	36.728	23.498	1:00.226 (3)	72.20	1.086	16:08:51.372
9 -	36.043	23.097	59.140 (1)	73.53		16:09:50.512
10 -	36.243	24.209	1:00.452	71.93	1.312	16:10:50.964
11 -	40.226	24.544	1:04.770	67.13	5.630	16:11:55.734
12 -	39.666	25.156	1:04.822	67.08	5.682	16:13:00.556

P8 138 RMT Alex BERRY			Suzuki - The Great Frog			
IDEAL LAP TIME : 58.401		BEST LAP TIME : 58.432		DIFFERENCE : 0.031		
LAP	SECTOR 1	SECTOR 2	LAP TIME	MPH	DIFF	TIME OF DAY
1 -		25.452	1:11.405	60.90	12.973	16:01:50.484
2 -	37.714	24.947	1:02.661	69.39	4.229	16:02:53.145
3 -	37.301	24.287	1:01.588	70.60	3.156	16:03:54.733
4 -	38.630	24.651	1:03.281	68.71	4.849	16:04:58.014
5 -	37.903	24.750	1:02.653	69.40	4.221	16:06:00.667

Weather / Track : Cloudy / Drying

Brands Hatch Indy
Circuit Length = 1.2079 miles
Start: 16:00 Flag 16:12 End: 16:13

BMCRC - MRO Championships 2015 - Rnd 1 @ Brands Hatch Indy

BMCRC Rookie Minitwins & EDIasia Rookie 400

RACE 14 - SECTOR ANALYSIS

SECTOR 1 = FL to I1, SECTOR 2 = I1 to I2, SECTOR 3 = I2 to FL, DIFF = Difference To Personal Best Lap

6 -	37.680	24.197	1:01.877	70.27	3.445	16:07:02.544
7 -	36.488	24.138	1:00.626	71.72	2.194	16:08:03.170
8 -	36.524	23.893	1:00.417	71.97	1.985	16:09:03.587
9 -	36.898	23.827	1:00.725	71.61	2.293	16:10:04.312
10 -	35.537	23.636	59.173 (2)	73.48	0.741	16:11:03.485
11 -	36.383	23.782	1:00.165 (3)	72.27	1.733	16:12:03.650
12 -	35.568	22.864	58.432 (1)	74.42		16:13:02.082

P9 192 RMT Daniel MOFFA			Suzuki - Forest Stump			
IDEAL LAP TIME : 58.910		BEST LAP TIME : 59.220		DIFFERENCE : 0.310		
LAP	SECTOR 1	SECTOR 2	LAP TIME	MPH	DIFF	TIME OF DAY
1 -		25.720	1:13.686	59.01	14.466	16:01:52.765
2 -	38.827	24.829	1:03.656	68.31	4.436	16:02:56.421
3 -	37.480	24.984	1:02.464	69.61	3.244	16:03:58.885
4 -	37.359	24.707	1:02.066	70.06	2.846	16:05:00.951
5 -	38.785	24.565	1:03.350	68.64	4.130	16:06:04.301
6 -	36.217	23.003	59.220 (1)	73.43		16:07:03.521
7 -	35.907	23.637	59.544 (2)	73.03	0.324	16:08:03.065
8 -	36.350	23.626	59.976	72.50	0.756	16:09:03.041
9 -	36.679	23.211	59.890 (3)	72.60	0.670	16:10:02.931
10 -	36.395	23.538	59.933	72.55	0.713	16:11:02.864
11 -	36.979	24.150	1:01.129	71.13	1.909	16:12:03.993
12 -	48.223	24.942	1:13.165	59.43	13.945	16:13:17.158

P10 84 RMT Ricardo BRANCO			Suzuki - Essential Rubber Tyres			
IDEAL LAP TIME : 1:00.260		BEST LAP TIME : 1:01.231		DIFFERENCE : 0.971		
LAP	SECTOR 1	SECTOR 2	LAP TIME	MPH	DIFF	TIME OF DAY
1 -		24.803	1:10.294	61.86	9.063	16:01:49.373
2 -	38.572	24.562	1:03.134	68.87	1.903	16:02:52.507
3 -	38.631	24.909	1:03.540	68.43	2.309	16:03:56.047
4 -	39.436	25.018	1:04.454	67.46	3.223	16:05:00.501
5 -	39.047	24.658	1:03.705	68.26	2.474	16:06:04.206
6 -	38.361	24.067	1:02.428	69.65	1.197	16:07:06.634
7 -	38.005	23.915	1:01.920	70.22	0.689	16:08:08.554
8 -	38.418	23.888	1:02.306	69.79	1.075	16:09:10.860
9 -	37.462	23.769	1:01.231 (1)	71.01		16:10:12.091
10 -	36.744	24.662	1:01.406 (2)	70.81	0.175	16:11:13.497
11 -	40.379	23.516	1:03.895	68.05	2.664	16:12:17.392
12 -	37.548	23.882	1:01.430 (3)	70.78	0.199	16:13:18.822

P11 41 RMT Ian TURNER			Suzuki - Mong Motorsport			
IDEAL LAP TIME : 59.191		BEST LAP TIME : 59.306		DIFFERENCE : 0.115		
LAP	SECTOR 1	SECTOR 2	LAP TIME	MPH	DIFF	TIME OF DAY
1 -		25.950	1:13.458	59.19	14.152	16:01:52.537
2 -	38.930	24.800	1:03.730	68.23	4.424	16:02:56.267
3 -	38.438	25.383	1:03.821	68.13	4.515	16:04:00.088
4 -	40.516	25.296	1:05.812	66.07	6.506	16:05:05.900
5 -	39.879	24.176	1:04.055	67.88	4.749	16:06:09.955
6 -	37.606	25.488	1:03.094	68.92	3.788	16:07:13.049
7 -	36.743	23.949	1:00.692	71.65	1.386	16:08:13.741
8 -	36.850	24.090	1:00.940	71.35	1.634	16:09:14.681
9 -	35.604	23.702	59.306 (1)	73.32		16:10:13.987
10 -	36.431	24.067	1:00.498 (2)	71.88	1.192	16:11:14.485
11 -	40.830	23.587	1:04.417	67.50	5.111	16:12:18.902
12 -	37.021	23.631	1:00.652 (3)	71.69	1.346	16:13:19.554

P12 88 RMT Peter RANDALL			Suzuki -			
IDEAL LAP TIME : 1:00.709		BEST LAP TIME : 1:00.925		DIFFERENCE : 0.216		
LAP	SECTOR 1	SECTOR 2	LAP TIME	MPH	DIFF	TIME OF DAY
1 -		25.297	1:10.978	61.26	10.053	16:01:50.057

Weather / Track : Cloudy / Drying

Brands Hatch Indy
Circuit Length = 1.2079 miles
Start: 16:00 Flag 16:12 End: 16:13

BMCRC - MRO Championships 2015 - Rnd 1 @ Brands Hatch Indy

BMCRC Rookie Minitwins & EDlasia Rookie 400

RACE 14 - SECTOR ANALYSIS

SECTOR 1 = FL to I1, SECTOR 2 = I1 to I2, SECTOR 3 = I2 to FL, DIFF = Difference To Personal Best Lap

2 -	38.352	25.085	1:03.437	68.54	2.512	16:02:53.494
3 -	37.831	24.834	1:02.665	69.39	1.740	16:03:56.159
4 -	39.689	24.982	1:04.671	67.24	3.746	16:05:00.830
5 -	39.002	24.925	1:03.927	68.02	3.002	16:06:04.757
6 -	38.080	24.296	1:02.376	69.71	1.451	16:07:07.133
7 -	37.656	24.328	1:01.984 (2)	70.15	1.059	16:08:09.117
8 -	38.278	24.019	1:02.297	69.80	1.372	16:09:11.414
9 -	37.106	24.925	1:02.031 (3)	70.10	1.106	16:10:13.445
10 -	36.690	24.235	1:00.925 (1)	71.37		16:11:14.370
11 -	41.536	25.731	1:07.267	64.64	6.342	16:12:21.637

P13 22 RMT Darren DOWDS			Suzuki - IRP Decals			
IDEAL LAP TIME : 1:01.347		BEST LAP TIME : 1:01.347		DIFFERENCE : 0.000		
LAP	SECTOR 1	SECTOR 2	LAP TIME	MPH	DIFF	TIME OF DAY
1 -		25.776	1:12.115	60.30	10.768	16:01:51.194
2 -	38.705	25.267	1:03.972	67.97	2.625	16:02:55.166
3 -	38.790	25.806	1:04.596	67.32	3.249	16:03:59.762
4 -	40.080	25.602	1:05.682	66.20	4.335	16:05:05.444
5 -	39.124	25.186	1:04.310	67.61	2.963	16:06:09.754
6 -	38.456	25.969	1:04.425	67.49	3.078	16:07:14.179
7 -	37.700	24.736	1:02.436 (3)	69.64	1.089	16:08:16.615
8 -	38.665	24.494	1:03.159	68.85	1.812	16:09:19.774
9 -	37.009	24.338	1:01.347 (1)	70.88		16:10:21.121
10 -	37.257	25.050	1:02.307 (2)	69.79	0.960	16:11:23.428
11 -	38.159	24.352	1:02.511	69.56	1.164	16:12:25.939

P14 38 RMT Bob COUCHMAN			Suzuki -			
IDEAL LAP TIME : 1:01.182		BEST LAP TIME : 1:01.501		DIFFERENCE : 0.319		
LAP	SECTOR 1	SECTOR 2	LAP TIME	MPH	DIFF	TIME OF DAY
1 -		26.108	1:13.488	59.17	11.987	16:01:52.567
2 -	38.587	24.792	1:03.379	68.61	1.878	16:02:55.946
3 -	38.553	25.374	1:03.927	68.02	2.426	16:03:59.873
4 -	40.545	25.414	1:05.959	65.92	4.458	16:05:05.832
5 -	40.369	24.638	1:05.007	66.89	3.506	16:06:10.839
6 -	37.726	26.035	1:03.761	68.20	2.260	16:07:14.600
7 -	37.849	24.193	1:02.042 (2)	70.09	0.541	16:08:16.642
8 -	38.348	24.608	1:02.956	69.07	1.455	16:09:19.598
9 -	38.744	24.138	1:02.882	69.15	1.381	16:10:22.480
10 -	37.526	23.975	1:01.501 (1)	70.70		16:11:23.981
11 -	38.434	23.656	1:02.090 (3)	70.03	0.589	16:12:26.071

P15 25 R4 Matty WHELAN			Yamaha - Blueline Taxis Barnsley			
IDEAL LAP TIME : 59.760		BEST LAP TIME : 59.917		DIFFERENCE : 0.157		
LAP	SECTOR 1	SECTOR 2	LAP TIME	MPH	DIFF	TIME OF DAY
1 -		25.083	1:39.535	43.68	39.618	16:02:18.614
2 -	37.374	24.621	1:01.995	70.14	2.078	16:03:20.609
3 -	37.295	24.994	1:02.289	69.81	2.372	16:04:22.898
4 -	38.318	24.681	1:02.999	69.02	3.082	16:05:25.897
5 -	38.594	23.928	1:02.522	69.55	2.605	16:06:28.419
6 -	36.133	23.784	59.917 (1)	72.57		16:07:28.336
7 -	36.484	23.909	1:00.393	72.00	0.476	16:08:28.729
8 -	36.261	24.084	1:00.345 (3)	72.06	0.428	16:09:29.074
9 -	35.976	24.303	1:00.279 (2)	72.14	0.362	16:10:29.353
10 -	37.138	24.760	1:01.898	70.25	1.981	16:11:31.251
11 -	37.992	24.179	1:02.171	69.94	2.254	16:12:33.422

P16 23 R4 Tham EVANS			Honda -			
IDEAL LAP TIME : 1:01.047		BEST LAP TIME : 1:01.236		DIFFERENCE : 0.189		
LAP	SECTOR 1	SECTOR 2	LAP TIME	MPH	DIFF	TIME OF DAY
1 -		25.026	1:38.877	43.97	37.641	16:02:17.956

Weather / Track : Cloudy / Drying

Brands Hatch Indy
Circuit Length = 1.2079 miles
Start: 16:00 Flag 16:12 End: 16:13

BMCRC - MRO Championships 2015 - Rnd 1 @ Brands Hatch Indy

BMCRC Rookie Minitwins & EDIasia Rookie 400

RACE 14 - SECTOR ANALYSIS

SECTOR 1 = FL to I1, SECTOR 2 = I1 to I2, SECTOR 3 = I2 to FL, DIFF = Difference To Personal Best Lap

2 -	37.333	24.467	1:01.800	70.36	0.564	16:03:19.756
3 -	38.125	24.773	1:02.898	69.13	1.662	16:04:22.654
4 -	38.020	24.972	1:02.992	69.03	1.756	16:05:25.646
5 -	38.209	24.285	1:02.494	69.58	1.258	16:06:28.140
6 -	37.137	24.406	1:01.543	70.65	0.307	16:07:29.683
7 -	36.828	24.408	1:01.236 (1)	71.01		16:08:30.919
8 -	37.887	24.219	1:02.106	70.01	0.870	16:09:33.025
9 -	37.045	24.352	1:01.397 (2)	70.82	0.161	16:10:34.422
10 -	37.169	24.300	1:01.469 (3)	70.74	0.233	16:11:35.891
11 -	37.659	24.463	1:02.122	70.00	0.886	16:12:38.013

P17 183 R4 Pete GIBSON			Aprilia -			
IDEAL LAP TIME : 1:00.456		BEST LAP TIME : 1:00.761	DIFFERENCE : 0.305			
LAP	SECTOR 1	SECTOR 2	LAP TIME	MPH	DIFF	TIME OF DAY
1 -		24.928	1:40.221	43.38	39.460	16:02:19.300
2 -	38.184	24.342	1:02.526	69.54	1.765	16:03:21.826
3 -	37.923	24.677	1:02.600	69.46	1.839	16:04:24.426
4 -	38.890	24.203	1:03.093	68.92	2.332	16:05:27.519
5 -	39.933	24.370	1:04.303	67.62	3.542	16:06:31.822
6 -	37.588	24.410	1:01.998	70.14	1.237	16:07:33.820
7 -	37.405	23.785	1:01.190 (2)	71.06	0.429	16:08:35.010
8 -	37.995	23.807	1:01.802	70.36	1.041	16:09:36.812
9 -	36.671	24.090	1:00.761 (1)	71.56		16:10:37.573
10 -	37.088	24.572	1:01.660 (3)	70.52	0.899	16:11:39.233
11 -	38.407	25.219	1:03.626	68.34	2.865	16:12:42.859

P18 55 R4 Nick COOPER			Aprilia - Skint Racing			
IDEAL LAP TIME : 59.857		BEST LAP TIME : 59.944	DIFFERENCE : 0.087			
LAP	SECTOR 1	SECTOR 2	LAP TIME	MPH	DIFF	TIME OF DAY
1 -		26.462	1:45.291	41.30	45.347	16:02:24.370
2 -	40.820	24.909	1:05.729	66.15	5.785	16:03:30.099
3 -	38.786	24.391	1:03.177	68.83	3.233	16:04:33.276
4 -	39.461	25.448	1:04.909	66.99	4.965	16:05:38.185
5 -	39.529	24.410	1:03.939	68.01	3.995	16:06:42.124
6 -	38.079	24.188	1:02.267	69.83	2.323	16:07:44.391
7 -	38.075	23.786	1:01.861	70.29	1.917	16:08:46.252
8 -	36.696	23.769	1:00.465 (3)	71.91	0.521	16:09:46.717
9 -	36.783	23.161	59.944 (1)	72.54		16:10:46.661
10 -	36.744	23.715	1:00.459 (2)	71.92	0.515	16:11:47.120
11 -	39.162	24.312	1:03.474	68.51	3.530	16:12:50.594

P19 82 RMT James FOSTER			Suzuki - Essential Rubber Tyres			
IDEAL LAP TIME : 1:06.673		BEST LAP TIME : 1:06.673	DIFFERENCE : 0.000			
LAP	SECTOR 1	SECTOR 2	LAP TIME	MPH	DIFF	TIME OF DAY
1 -		26.356	1:17.964	55.77	11.291	16:01:57.043
2 -	42.661	26.506	1:09.167	62.87	2.494	16:03:06.210
3 -	42.559	26.375	1:08.934 (3)	63.08	2.261	16:04:15.144
4 -	43.516	26.764	1:10.280	61.87	3.607	16:05:25.424
5 -	44.410	26.536	1:10.946	61.29	4.273	16:06:36.370
6 -	44.133	27.197	1:11.330	60.96	4.657	16:07:47.700
7 -	43.087	26.897	1:09.984	62.13	3.311	16:08:57.684
8 -	42.487	26.514	1:09.001	63.02	2.328	16:10:06.685
9 -	41.344	25.329	1:06.673 (1)	65.22		16:11:13.358
10 -	42.287	25.931	1:08.218 (2)	63.74	1.545	16:12:21.576

P20 17 R4 Kieran BOYCE			Honda -			
IDEAL LAP TIME : 1:04.773		BEST LAP TIME : 1:04.926	DIFFERENCE : 0.153			
LAP	SECTOR 1	SECTOR 2	LAP TIME	MPH	DIFF	TIME OF DAY
1 -		27.053	1:46.257	40.92	41.331	16:02:25.336
2 -	41.116	26.271	1:07.387	64.53	2.461	16:03:32.723

Weather / Track : Cloudy / Drying

Brands Hatch Indy
Circuit Length = 1.2079 miles
Start: 16:00 Flag 16:12 End: 16:13

BMCRC - MRO Championships 2015 - Rnd 1 @ Brands Hatch Indy

BMCRC Rookie Minitwins & EDIasia Rookie 400

RACE 14 - SECTOR ANALYSIS

SECTOR 1 = FL to I1, SECTOR 2 = I1 to I2, SECTOR 3 = I2 to FL, DIFF = Difference To Personal Best Lap

3 -	40.367	25.272	1:05.639	66.25	0.713	16:04:38.362
4 -	41.226	26.165	1:07.391	64.52	2.465	16:05:45.753
5 -	40.913	25.945	1:06.858	65.04	1.932	16:06:52.611
6 -	39.646	25.552	1:05.198 (2)	66.69	0.272	16:07:57.809
7 -	40.396	25.454	1:05.850	66.03	0.924	16:09:03.659
8 -	39.799	25.127	1:04.926 (1)	66.97		16:10:08.585
9 -	39.810	25.605	1:05.415 (3)	66.47	0.489	16:11:14.000
10 -	42.126	25.844	1:07.970	63.97	3.044	16:12:21.970

P21 31 RMT Kelvin EVENDEN			Suzuki - Glosrose Group			
IDEAL LAP TIME : 1:11.042		BEST LAP TIME : 1:11.844		DIFFERENCE : 0.802		
LAP	SECTOR 1	SECTOR 2	LAP TIME	MPH	DIFF	TIME OF DAY
1 -		28.685	1:21.447	53.39	9.603	16:02:00.526
2 -	44.056	28.398	1:12.454	60.01	0.610	16:03:12.980
3 -	44.260	28.001	1:12.261	60.17	0.417	16:04:25.241
4 -	44.953	28.938	1:13.891	58.85	2.047	16:05:39.132
5 -	45.202	28.625	1:13.827	58.90	1.983	16:06:52.959
6 -	43.278	28.674	1:11.952 (2)	60.43	0.108	16:08:04.911
7 -	43.072	28.772	1:11.844 (1)	60.52		16:09:16.755
8 -	43.352	28.601	1:11.953 (3)	60.43	0.109	16:10:28.708
9 -	43.041	29.770	1:12.811	59.72	0.967	16:11:41.519
10 -	45.800	29.204	1:15.004	57.97	3.160	16:12:56.523

P22 134 R4 Debbie PETTET			Kawasaki - Chris Pettet			
IDEAL LAP TIME : 1:09.541		BEST LAP TIME : 1:10.972		DIFFERENCE : 1.431		
LAP	SECTOR 1	SECTOR 2	LAP TIME	MPH	DIFF	TIME OF DAY
1 -		26.817	1:44.233	41.71	33.261	16:02:23.312
2 -	42.724	28.248	1:10.972 (1)	61.27		16:03:34.284
3 -	43.769	28.684	1:12.453	60.01	1.481	16:04:46.737
4 -	44.823	30.033	1:14.856	58.09	3.884	16:06:01.593
5 -	45.516	28.781	1:14.297	58.53	3.325	16:07:15.890
6 -	44.566	28.888	1:13.454	59.20	2.482	16:08:29.344
7 -	44.359	28.372	1:12.731	59.79	1.759	16:09:42.075
8 -	43.950	28.248	1:12.198 (3)	60.23	1.226	16:10:54.273
9 -	44.646	28.118	1:12.764	59.76	1.792	16:12:07.037
10 -	44.027	27.545	1:11.572 (2)	60.75	0.600	16:13:18.609

P23 104 R4 David OGDEN			Yamaha -			
IDEAL LAP TIME : 1:08.328		BEST LAP TIME : 1:08.328		DIFFERENCE : 0.000		
LAP	SECTOR 1	SECTOR 2	LAP TIME	MPH	DIFF	TIME OF DAY
1 -		29.794	1:53.046	38.46	44.718	16:02:32.125
2 -	45.674	29.096	1:14.770	58.15	6.442	16:03:46.895
3 -	46.376	28.652	1:15.028	57.95	6.700	16:05:01.923
4 -	46.510	30.419	1:16.929	56.52	8.601	16:06:18.852
5 -	46.058	28.827	1:14.885	58.07	6.557	16:07:33.737
6 -	44.690	28.085	1:12.775	59.75	4.447	16:08:46.512
7 -	42.438	27.027	1:09.465 (2)	62.60	1.137	16:09:55.977
8 -	42.051	26.277	1:08.328 (1)	63.64		16:11:04.305
9 -	43.252	27.064	1:10.316 (3)	61.84	1.988	16:12:14.621
10 -	43.830	28.207	1:12.037	60.36	3.709	16:13:26.658

P24 36 R4 Mathew COLE			Kawasaki - Hampshire Hypnotherapy			
IDEAL LAP TIME : 1:14.893		BEST LAP TIME : 1:15.391		DIFFERENCE : 0.498		
LAP	SECTOR 1	SECTOR 2	LAP TIME	MPH	DIFF	TIME OF DAY
1 -		30.095	1:52.627	38.61	37.236	16:02:31.706
2 -	45.796	30.483	1:16.279	57.00	0.888	16:03:47.985
3 -	47.423	30.411	1:17.834	55.87	2.443	16:05:05.819
4 -	47.816	30.900	1:18.716	55.24	3.325	16:06:24.535
5 -	47.223	30.687	1:17.910	55.81	2.519	16:07:42.445
6 -	45.245	30.146	1:15.391 (1)	57.68		16:08:57.836

Weather / Track : Cloudy / Drying

Brands Hatch Indy
Circuit Length = 1.2079 miles
Start: 16:00 Flag 16:12 End: 16:13

BMCRC - MRO Championships 2015 - Rnd 1 @ Brands Hatch Indy

BMCRC Rookie Minitwins & EDIasia Rookie 400

RACE 14 - SECTOR ANALYSIS

SECTOR 1 = FL to I1, SECTOR 2 = I1 to I2, SECTOR 3 = I2 to FL, DIFF = Difference To Personal Best Lap

7 -	46.378	29.697	1:16.075 (3)	57.16	0.684	16:10:13.911
8 -	46.915	29.810	1:16.725	56.67	1.334	16:11:30.636
9 -	45.945	29.648	1:15.593 (2)	57.52	0.202	16:12:46.229

P25 57 R4 Paul FISHER		Kawasaki -				
IDEAL LAP TIME : 1:01.615		BEST LAP TIME : 1:01.859				
		DIFFERENCE : 0.244				
LAP	SECTOR 1	SECTOR 2	LAP TIME	MPH	DIFF	TIME OF DAY
1 -		26.661	1:45.779	41.11	43.920	16:02:24.858
2 -	40.889	25.063	1:05.952	65.93	4.093	16:03:30.810
3 -	38.937	24.538	1:03.475	68.50	1.616	16:04:34.285
4 -	39.062	25.336	1:04.398	67.52	2.539	16:05:38.683
5 -	39.015	24.282	1:03.297	68.70	1.438	16:06:41.980
6 -	39.025	24.891	1:03.916	68.03	2.057	16:07:45.896
7 -	37.751	24.108	1:01.859 (1)	70.29		16:08:47.755
8 -	38.304	23.864	1:02.168 (2)	69.94	0.309	16:09:49.923
9 -	38.122	24.753	1:02.875 (3)	69.16	1.016	16:10:52.798

P26 43 RMT Harrison DAY		Suzuki -				
IDEAL LAP TIME : 1:03.188		BEST LAP TIME : 1:03.298				
		DIFFERENCE : 0.110				
LAP	SECTOR 1	SECTOR 2	LAP TIME	MPH	DIFF	TIME OF DAY
1 -		25.623	1:12.466	60.00	9.168	16:01:51.545
2 -	38.734	25.108	1:03.842 (2)	68.11	0.544	16:02:55.387
3 -	38.080	25.218	1:03.298 (1)	68.70		16:03:58.685
4 -	41.371	25.967	1:07.338 (3)	64.57	4.040	16:05:06.023

P27 81 R4 Scott GRANT		Yamaha -				
IDEAL LAP TIME : 1:06.852		BEST LAP TIME : 1:06.852				
		DIFFERENCE : 0.000				
LAP	SECTOR 1	SECTOR 2	LAP TIME	MPH	DIFF	TIME OF DAY
1 -		27.706	1:46.595	40.79	39.743	16:02:25.674
2 -	40.702	26.150	1:06.852 (1)	65.04		16:03:32.526
3 -	41.093	26.989	1:08.082 (2)	63.87	1.230	16:04:40.608
4 -	42.080	27.684	1:09.764 (3)	62.33	2.912	16:05:50.372

P28 90 RMT Kurt GIGNEY		Suzuki -				
IDEAL LAP TIME : 58.852		BEST LAP TIME : 58.852				
		DIFFERENCE : 0.000				
LAP	SECTOR 1	SECTOR 2	LAP TIME	MPH	DIFF	TIME OF DAY
1 -		23.232	1:05.754 (3)	66.13	6.902	16:01:44.833
2 -	35.705	23.147	58.852 (1)	73.89		16:02:43.685
3 -	36.044	23.880	59.924 (2)	72.56	1.072	16:03:43.609

BMCRC - MRO Championships 2015 - Rnd 1 @ Brands Hatch Indy

BMCRC Rookie Minitwins & EDIasia Rookie 400

RACE 14 - BEST SECTORS

SECTOR 1			SECTOR 2			IDEAL / BEST COMPARISON						
POS	NO	NAME	TIME	NO	NAME	TIME	POS	NO	NAME	IDEAL	BEST	DIFF
									PERFECT LAP	56.286		
1	68	EUSTACE	34.151	68	EUSTACE	22.135	1	68	EUSTACE	56.286	56.473	0.187
2	139	KIRK	34.465	139	KIRK	22.411	2	139	KIRK	56.876	57.314	0.438
3	444	WILLIAMS	34.545	34	JOHNSON	22.483	3	444	WILLIAMS	57.789	57.964	0.175
4	140	SALES	35.076	138	BERRY	22.864	4	140	SALES	58.124	58.487	0.363
5	138	BERRY	35.537	192	MOFFA	23.003	5	34	JOHNSON	58.295	58.487	0.192
6	93	WALLIS	35.601	140	SALES	23.048	6	138	BERRY	58.401	58.432	0.031
7	41	TURNER	35.604	69	HUSKINSON	23.097	7	93	WALLIS	58.721	58.721	0.000
8	90	GIGNEY	35.705	93	WALLIS	23.120	8	90	GIGNEY	58.852	58.852	0.000
9	34	JOHNSON	35.812	90	GIGNEY	23.147	9	192	MOFFA	58.910	59.220	0.310
10	192	MOFFA	35.907	55	COOPER	23.161	10	69	HUSKINSON	59.140	59.140	0.000
11	25	WHELAN	35.976	444	WILLIAMS	23.244	11	41	TURNER	59.191	59.306	0.115
12	69	HUSKINSON	36.043	84	BRANCO	23.516	12	25	WHELAN	59.760	59.917	0.157
13	183	GIBSON	36.671	41	TURNER	23.587	13	55	COOPER	59.857	59.944	0.087
14	88	RANDALL	36.690	38	COUCHMAN	23.656	14	84	BRANCO	1:00.260	1:01.231	0.971
15	55	COOPER	36.696	25	WHELAN	23.784	15	183	GIBSON	1:00.456	1:00.761	0.305
16	84	BRANCO	36.744	183	GIBSON	23.785	16	88	RANDALL	1:00.709	1:00.925	0.216
17	23	EVANS	36.828	57	FISHER	23.864	17	23	EVANS	1:01.047	1:01.236	0.189
18	22	DOWDS	37.009	88	RANDALL	24.019	18	38	COUCHMAN	1:01.182	1:01.501	0.319
19	38	COUCHMAN	37.526	23	EVANS	24.219	19	22	DOWDS	1:01.347	1:01.347	0.000
20	57	FISHER	37.751	22	DOWDS	24.338	20	57	FISHER	1:01.615	1:01.859	0.244
21	43	DAY	38.080	43	DAY	25.108	21	43	DAY	1:03.188	1:03.298	0.110
22	17	BOYCE	39.646	17	BOYCE	25.127	22	17	BOYCE	1:04.773	1:04.926	0.153
23	81	GRANT	40.702	82	FOSTER	25.329	23	82	FOSTER	1:06.673	1:06.673	0.000
24	82	FOSTER	41.344	81	GRANT	26.150	24	81	GRANT	1:06.852	1:06.852	0.000
25	104	OGDEN	42.051	104	OGDEN	26.277	25	104	OGDEN	1:08.328	1:08.328	0.000
26	134	PETTET	42.724	134	PETTET	26.817	26	134	PETTET	1:09.541	1:10.972	1.431
27	31	EVENDEN	43.041	31	EVENDEN	28.001	27	31	EVENDEN	1:11.042	1:11.844	0.802
28	36	COLE	45.245	36	COLE	29.648	28	36	COLE	1:14.893	1:15.391	0.498
29												
30												
31												

Weather / Track : Cloudy / Drying

Results can be found at www.tsl-timing.com

Brands Hatch Indy
 Circuit Length = 1.2079 miles
 Start: 16:00 Flag 16:12 End: 16:13

Printed - 16:17 Sunday, 29 March 2015



BMCRC F1 & F2 Sidecars

Brands Hatch Indy

28th & 29th March 2015



Results Provided by Timing Solutions Ltd

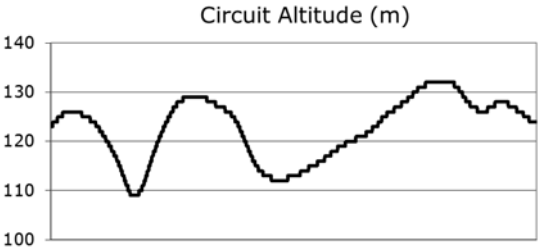
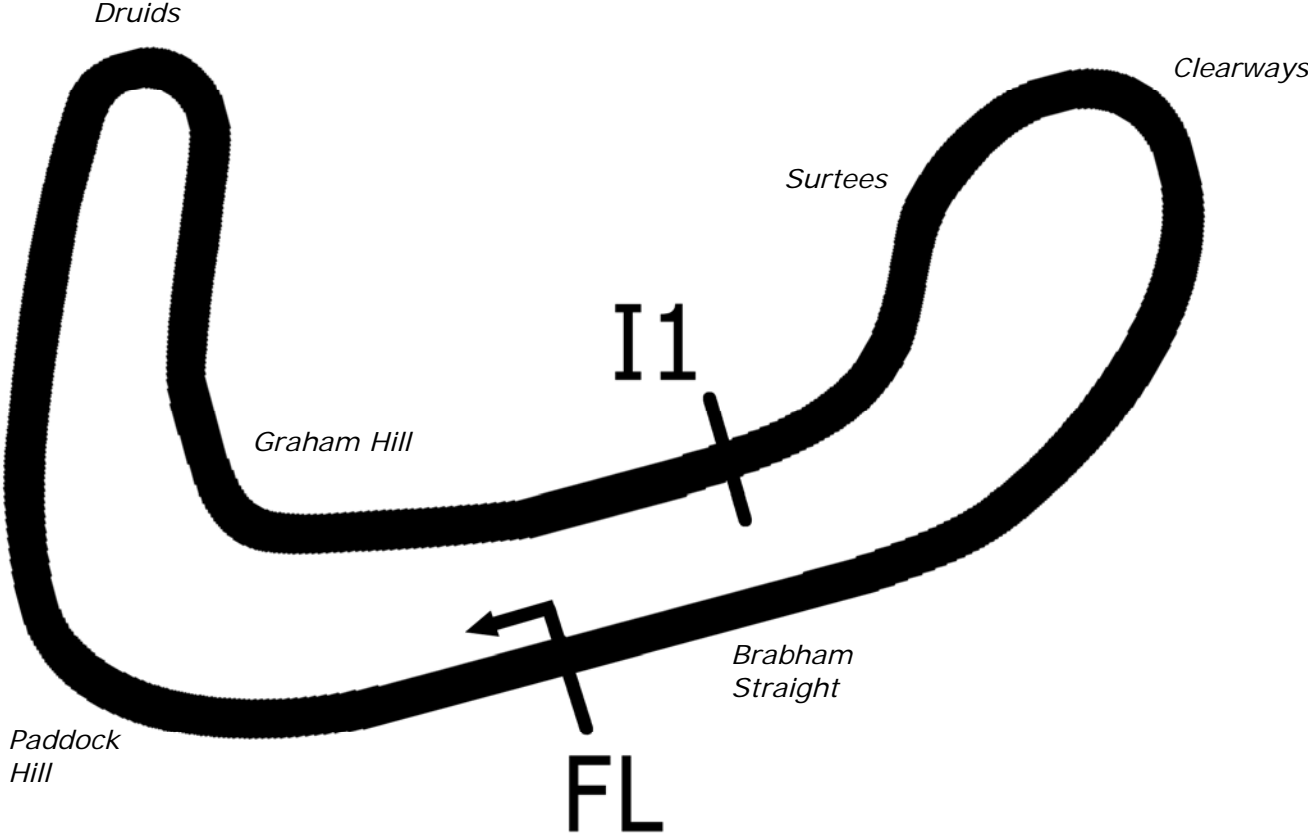
www.tsl-timing.com

Brands Hatch Indy



SPORTS TIMING

TIMING SOLUTIONS LTD



Length	1.2079 miles	1944.0 m	
FL		51.36032 N	0.26032 E
I1	1112m	51.35934 N	0.25955 E
Pit Entry	1669m	51.35911 N	0.25743 E
Pit Exit	83m after FL	51.36017 N	0.26051 E
Pit Entry–Pit Exit 332m, 19.9s @60kph, 14.9s @80kph			

BMCRC - MRO Championships 2015 - Rnd 1 @ Brands Hatch Indy

RKB/BMCRC F1 & F2 Sidecars

QUALIFYING - CLASSIFICATION

POS	NO	CL	PIC NAME	ENTRY	TIME	ON	LAPS	GAP	DIFF	MPH
1	4	F1	1 PEACH / RICHARDSON	Kawasaki LCR -	50.599	5	6			85.94
2	57	F1	2 BROWN / CHRISTIE	Kawasaki LCR - Paymundo.com	51.209	11	11	0.610	0.610	84.91
3	33	F1	3 HEGARTY / NEAVE	Suzuki LCR - Sean Hegarty Ltd	51.594	11	11	0.995	0.385	84.28
4	7	F1	4 GRAY / ALLUM	Suzuki LCR - Powerbiking	52.186	4	6	1.587	0.592	83.32
5	58	F1	5 KIRK / HUGHES	Suzuki LCR -	52.377	12	13	1.778	0.191	83.02
6	35	F2	1 REEVES / WILKES	Suzuki LCR - Reeves Water Services	52.467	12	13	1.868	0.090	82.88
7	114	F1	6 SMITH / ANDERSON	Suzuki LCR - SDC Performance	52.536	9	9	1.937	0.069	82.77
8	111	F1	7 CABLE / PAWSEY	Yamaha LCR -	52.563	10	10	1.964	0.027	82.73
9	25	F1	8 MACLAURIN / HOPE	Yamaha LCR - Filerder Filter Systems	52.740	5	5	2.141	0.177	82.45
10	44	F1	9 BODY / WINN	Suzuki LCR - Santander Salt	53.652	5	8	3.053	0.912	81.05
11	13	F2	2 DIX / PARKER	Yamaha Baker -	53.841	12	13	3.242	0.189	80.76
12	14	F2	3 CHRISTIE / CHRISTIE	Honda CES - Ryedale Pools	54.193	11	13	3.594	0.352	80.24
13	8	F2	4 ILARIA / SAUNDERS	Suzuki Windle -	54.237	7	13	3.638	0.044	80.17
14	188	F2	5 M & R VANNIEUWENHUYSE	Honda Shelbourne - Norton Owners club Flanders Brancf	54.292	12	13	3.693	0.055	80.09
15	9	F2	6 DE MOTT / JONES	Suzuki Baker -	54.350	12	12	3.751	0.058	80.01
16	118	F1	10 BICKNELL / HAYNES	Suzuki LCR -	54.464	11	12	3.865	0.114	79.84
17	36	F2	7 PARNELL / CHRISTIE	Suzuki Shelbourne -	55.668	10	10	5.069	1.204	78.11
18	117	F1	11 POTTINGER / DODD	Yamaha LCR - GB Precision Eng/Opal Fabrication	56.063	4	6	5.464	0.395	77.56
19	88	F2	8 LONGMORE / LONGMORE	Honda DMR -	56.230	5	9	5.631	0.167	77.33
20	10	F1	12 WEBB / PIDWILL	Suzuki LCR - ANtech Racing	56.537	4	4	5.938	0.307	76.91
21	70	F1	13 THOMPSON / JONES	Kawasaki LCR - SRT Motorcycles/T&J Racing	56.807	9	9	6.208	0.270	76.55
22	121	F1	14 LAWRENCE / HART	Yamaha LCR -	58.760	6	9	8.161	1.953	74.00
23	18	F2	9 BLACKWOOD / BLACKWOOD	Suzuki Shelbourne -	58.779	8	8	8.180	0.019	73.98
24	964	F2	10 ANDERSON / TILLEY	Honda -	59.810	8	9	9.211	1.031	72.70
25	92	F1	15 HILDIGE / HILDIGE	Suzuki Windle - Les King	59.957	6	6	9.358	0.147	72.52
26	31	F1	16 MUNRO / SNASHALL	Suzuki Windle -	1:00.138	1	1	9.539	0.181	72.31
27	20	F2	11 ROBERTS / TAYLOR	Yamaha Ireson - Systemsav	1:00.586	8	10	9.987	0.448	71.77
28	24	F2	12 WILBY / FITZPATRICK	Honda Shelbourne - Leeds Parcel Company Ltd	1:01.369	8	12	10.770	0.783	70.85
29	69	F1	17 HIRST / SCHOFIELD	Yamaha LCR - Leeds Parcel Company	1:02.104	2	3	11.505	0.735	70.02
30	136	F1	18 EDWARDS / EDWARDS	- Economy Heating Services	1:03.028	5	9	12.429	0.924	68.99
31	59	F2	13 COLE / BRADBURY	Honda MR Equipe -	1:03.226	3	4	12.627	0.198	68.77
32	17	F2	14 SCHOFIELD / WHITNALL	Suzuki Windle - Witch eLiquid	1:10.861	1	1	20.262	7.635	61.36
33	67	F1	19 PETTMAN / JEFFREY	Suzuki Windle - MJP Racing	1:18.750	2	2	28.151	7.889	55.22
34	71	F2	15 SCHOFIELD / HIGH	Honda Ireson - The Sand Witch Food Company			0			

Brands Hatch Indy
Circuit Length = 1.2079 miles
Start: 11:03 Flag 11:16 End: 11:17

Weather / Track : Cloudy / Dry

These results are provisional until the conclusion of any judicial and technical matters.

Clerk Of Course :		Timekeeper :
-------------------	--	--------------

Results can be found at www.tsl-timing.com

Printed - 11:17 Saturday, 28 March 2015



BMCRC - MRO Championships 2015 - Rnd 1 @ Brands Hatch Indy

RKB/BMCRC F1 & F2 Sidecars

QUALIFYING - SECTOR ANALYSIS

SECTOR 1 = FL to I1, SECTOR 2 = I1 to I2, SECTOR 3 = I2 to FL, DIFF = Difference To Personal Best Lap

P1		4 F1		PEACH / RICHARDSON		Kawasaki LCR -	
IDEAL LAP TIME : 49.645		BEST LAP TIME : 50.599		DIFFERENCE : 0.954			
LAP	SECTOR 1	SECTOR 2	LAP TIME	MPH	DIFF	TIME OF DAY	
1 -	34.536	22.126	56.662	76.74	6.063	11:05:12.462	
2 -	34.698	20.451	55.149	78.85	4.550	11:06:07.611	
3 -	31.140	21.073	52.213	83.28	1.614	11:06:59.824	
4 -	30.843	19.907	50.750 (2)	85.68	0.151	11:07:50.574	
5 -	29.966	20.633	50.599 (1)	85.94		11:08:41.173	
6 -	29.738	21.756	51.494 (3)	84.44	0.895	11:09:32.667	

P2		57 F1		BROWN / CHRISTIE		Kawasaki LCR - Paymundo.com	
IDEAL LAP TIME : 51.173		BEST LAP TIME : 51.209		DIFFERENCE : 0.036			
LAP	SECTOR 1	SECTOR 2	LAP TIME	MPH	DIFF	TIME OF DAY	
1 -	39.999	23.702	1:03.701	68.26	12.492	11:05:28.443	
2 -	34.408	22.185	56.593	76.83	5.384	11:06:25.036	
3 -	32.488	21.495	53.983	80.55	2.774	11:07:19.019	
4 -	32.208	21.583	53.791	80.84	2.582	11:08:12.810	
5 -	31.158	21.012	52.170 (3)	83.35	0.961	11:09:04.980	
6 -	31.823	21.425	53.248	81.66	2.039	11:09:58.228	
7 -	32.306	20.924	53.230	81.69	2.021	11:10:51.458	
8 -	30.915	21.229	52.144 (2)	83.39	0.935	11:11:43.602	
9 -	30.719		3:07.708 P	23.16	2:16.499	11:14:51.310	
10 -	OUTLAP	20.789	57.417	75.73	6.208	11:15:48.727	
11 -	30.755	20.454	51.209 (1)	84.91		11:16:39.936	

P3		33 F1		HEGARTY / NEAVE		Suzuki LCR - Sean Hegarty Ltd	
IDEAL LAP TIME : 51.594		BEST LAP TIME : 51.594		DIFFERENCE : 0.000			
LAP	SECTOR 1	SECTOR 2	LAP TIME	MPH	DIFF	TIME OF DAY	
1 -	39.150	24.068	1:03.218	68.78	11.624	11:05:38.468	
2 -	35.422	23.519	58.941	73.77	7.347	11:06:37.409	
3 -	34.559		2:24.448 P	30.10	1:32.854	11:09:01.857	
4 -	OUTLAP	21.799	58.607	74.19	7.013	11:10:00.464	
5 -	33.076	23.931	57.007	76.28	5.413	11:10:57.471	
6 -	31.835	21.569	53.404	81.42	1.810	11:11:50.875	
7 -	32.136	21.187	53.323	81.55	1.729	11:12:44.198	
8 -	31.619	21.148	52.767 (2)	82.41	1.173	11:13:36.965	
9 -	31.956	21.742	53.698	80.98	2.104	11:14:30.663	
10 -	32.065	20.901	52.966 (3)	82.10	1.372	11:15:23.629	
11 -	30.922	20.672	51.594 (1)	84.28		11:16:15.223	

P4		7 F1		GRAY / ALLUM		Suzuki LCR - Powerbiking	
IDEAL LAP TIME : 52.077		BEST LAP TIME : 52.186		DIFFERENCE : 0.109			
LAP	SECTOR 1	SECTOR 2	LAP TIME	MPH	DIFF	TIME OF DAY	
1 -	40.777	23.224	1:04.001	67.94	11.815	11:05:41.403	
2 -	32.539	21.813	54.352	80.00	2.166	11:06:35.755	
3 -	32.207	21.313	53.520 (2)	81.25	1.334	11:07:29.275	
4 -	31.429	20.757	52.186 (1)	83.32		11:08:21.461	
5 -	31.320	22.694	54.014 (3)	80.50	1.828	11:09:15.475	
6 -	33.330	22.648	55.978	77.68	3.792	11:10:11.453	

P5		58 F1		KIRK / HUGHES		Suzuki LCR -	
IDEAL LAP TIME : 52.317		BEST LAP TIME : 52.377		DIFFERENCE : 0.060			
LAP	SECTOR 1	SECTOR 2	LAP TIME	MPH	DIFF	TIME OF DAY	
1 -	36.047	22.567	58.614	74.19	6.237	11:05:15.077	
2 -	34.998	22.677	57.675	75.39	5.298	11:06:12.752	
3 -	34.491	22.894	57.385	75.77	5.008	11:07:10.137	
4 -	32.525	21.673	54.198	80.23	1.821	11:08:04.335	
5 -	34.663	22.413	57.076	76.18	4.699	11:09:01.411	
6 -	31.990	21.888	53.878	80.71	1.501	11:09:55.289	

Weather / Track : Cloudy / Dry

Brands Hatch Indy
Circuit Length = 1.2079 miles
Start: 11:03 Flag 11:16 End: 11:17

BMCRC - MRO Championships 2015 - Rnd 1 @ Brands Hatch Indy

RKB/BMCRC F1 & F2 Sidecars

QUALIFYING - SECTOR ANALYSIS

SECTOR 1 = FL to I1, SECTOR 2 = I1 to I2, SECTOR 3 = I2 to FL, DIFF = Difference To Personal Best Lap

7 -	32.240	21.285	53.525 (3)	81.24	1.148	11:10:48.814
8 -	32.294	21.558	53.852	80.75	1.475	11:11:42.666
9 -	32.312	21.398	53.710	80.96	1.333	11:12:36.376
10 -	32.089	21.177	53.266 (2)	81.63	0.889	11:13:29.642
11 -	31.606	22.095	53.701	80.97	1.324	11:14:23.343
12 -	31.169	21.208	52.377 (1)	83.02		11:15:15.720
13 -	31.140	22.435	53.575	81.16	1.198	11:16:09.295

P6	35 F2	REEVES / WILKES	Suzuki LCR - Reeves Water Services			
IDEAL LAP TIME : 52.326		BEST LAP TIME : 52.467	DIFFERENCE : 0.141			

LAP	SECTOR 1	SECTOR 2	LAP TIME	MPH	DIFF	TIME OF DAY
1 -	36.793	22.698	59.491	73.09	7.024	11:05:12.853
2 -	36.379	23.109	59.488	73.10	7.021	11:06:12.341
3 -	33.885	22.572	56.457	77.02	3.990	11:07:08.798
4 -	33.358	22.056	55.414	78.47	2.947	11:08:04.212
5 -	34.724	22.270	56.994	76.29	4.527	11:09:01.206
6 -	31.961	21.405	53.366	81.48	0.899	11:09:54.572
7 -	32.266	21.483	53.749	80.90	1.282	11:10:48.321
8 -	31.608	21.073	52.681 (3)	82.54	0.214	11:11:41.002
9 -	31.844	21.094	52.938	82.14	0.471	11:12:33.940
10 -	32.180	21.888	54.068	80.42	1.601	11:13:28.008
11 -	31.751	22.322	54.073	80.42	1.606	11:14:22.081
12 -	31.377	21.090	52.467 (1)	82.88		11:15:14.548
13 -	31.253	21.371	52.624 (2)	82.63	0.157	11:16:07.172

P7	114 F1	SMITH / ANDERSON	Suzuki LCR - SDC Performance			
IDEAL LAP TIME : 52.536		BEST LAP TIME : 52.536	DIFFERENCE : 0.000			

LAP	SECTOR 1	SECTOR 2	LAP TIME	MPH	DIFF	TIME OF DAY
1 -	40.079	24.238	1:04.317	67.61	11.781	11:05:45.784
2 -	34.394	22.213	56.607	76.82	4.071	11:06:42.391
3 -	32.170	21.754	53.924	80.64	1.388	11:07:36.315
4 -	32.011	21.416	53.427 (3)	81.39	0.891	11:08:29.742
5 -	32.119	21.929	54.048	80.45	1.512	11:09:23.790
6 -	31.570	21.313	52.883 (2)	82.23	0.347	11:10:16.673
7 -	41.739		4:36.108 P	15.74	3:43.572	11:14:52.781
8 -	OUTLAP	21.474	58.829	73.91	6.293	11:15:51.610
9 -	31.437	21.099	52.536 (1)	82.77		11:16:44.146

P8	111 F1	CABLE / PAWSEY	Yamaha LCR -			
IDEAL LAP TIME : 52.404		BEST LAP TIME : 52.563	DIFFERENCE : 0.159			

LAP	SECTOR 1	SECTOR 2	LAP TIME	MPH	DIFF	TIME OF DAY
1 -	37.592	22.980	1:00.572	71.79	8.009	11:05:25.379
2 -	33.492	22.087	55.579	78.24	3.016	11:06:20.958
3 -	32.657	22.687	55.344	78.57	2.781	11:07:16.302
4 -	32.603	21.415	54.018	80.50	1.455	11:08:10.320
5 -	31.607	21.312	52.919 (2)	82.17	0.356	11:09:03.239
6 -	31.411	21.739	53.150 (3)	81.81	0.587	11:09:56.389
7 -	32.247	21.186	53.433	81.38	0.870	11:10:49.822
8 -	31.864	21.942	53.806	80.82	1.243	11:11:43.628
9 -	32.763	21.080	53.843	80.76	1.280	11:12:37.471
10 -	31.324	21.239	52.563 (1)	82.73		11:13:30.034

P9	25 F1	MACLAURIN / HOPE	Yamaha LCR - Fieder Filter Systems			
IDEAL LAP TIME : 52.616		BEST LAP TIME : 52.740	DIFFERENCE : 0.124			

LAP	SECTOR 1	SECTOR 2	LAP TIME	MPH	DIFF	TIME OF DAY
1 -	35.833	23.093	58.926	73.79	6.186	11:05:12.205
2 -	35.184	22.403	57.587	75.51	4.847	11:06:09.792
3 -	31.891	21.357	53.248 (3)	81.66	0.508	11:07:03.040
4 -	31.542	21.521	53.063 (2)	81.95	0.323	11:07:56.103
5 -	31.666	21.074	52.740 (1)	82.45		11:08:48.843

Weather / Track : Cloudy / Dry

Brands Hatch Indy
Circuit Length = 1.2079 miles
Start: 11:03 Flag 11:16 End: 11:17

BMCRC - MRO Championships 2015 - Rnd 1 @ Brands Hatch Indy

RKB/BMCRC F1 & F2 Sidecars

QUALIFYING - SECTOR ANALYSIS

SECTOR 1 = FL to I1, SECTOR 2 = I1 to I2, SECTOR 3 = I2 to FL, DIFF = Difference To Personal Best Lap

P10 44 F1 BODY / WINN		Suzuki LCR - Santander Salt				
IDEAL LAP TIME : 53.652		BEST LAP TIME : 53.652		DIFFERENCE : 0.000		
LAP	SECTOR 1	SECTOR 2	LAP TIME	MPH	DIFF	TIME OF DAY
1 -	37.231	24.095	1:01.326	70.90	7.674	11:05:11.690
2 -	36.012	22.822	58.834	73.91	5.182	11:06:10.524
3 -	34.556	23.496	58.052	74.90	4.400	11:07:08.576
4 -	33.168	22.229	55.397 (3)	78.49	1.745	11:08:03.973
5 -	32.018	21.634	53.652 (1)	81.05		11:08:57.625
6 -	32.868	21.735	54.603 (2)	79.64	0.951	11:09:52.228
7 -	39.869		4:51.527 P	14.91	3:57.875	11:14:43.755
8 -	OUTLAP	21.894	1:00.371	72.03	6.719	11:15:44.126

P11 13 F2 DIX / PARKER		Yamaha Baker -				
IDEAL LAP TIME : 53.783		BEST LAP TIME : 53.841		DIFFERENCE : 0.058		
LAP	SECTOR 1	SECTOR 2	LAP TIME	MPH	DIFF	TIME OF DAY
1 -	37.185	23.105	1:00.290	72.12	6.449	11:05:19.219
2 -	34.941	23.263	58.204	74.71	4.363	11:06:17.423
3 -	34.143	24.018	58.161	74.76	4.320	11:07:15.584
4 -	33.321	22.527	55.848	77.86	2.007	11:08:11.432
5 -	32.780	22.680	55.460	78.40	1.619	11:09:06.892
6 -	33.245	22.091	55.336	78.58	1.495	11:10:02.228
7 -	32.780	24.364	57.144	76.09	3.303	11:10:59.372
8 -	32.635	21.968	54.603 (2)	79.64	0.762	11:11:53.975
9 -	32.173	23.106	55.279	78.66	1.438	11:12:49.254
10 -	32.396	22.336	54.732 (3)	79.45	0.891	11:13:43.986
11 -	32.787	22.029	54.816	79.33	0.975	11:14:38.802
12 -	32.231	21.610	53.841 (1)	80.76		11:15:32.643
13 -	33.203	22.857	56.060	77.57	2.219	11:16:28.703

P12 14 F2 CHRISTIE / CHRISTIE		Honda CES - Ryedale Pools				
IDEAL LAP TIME : 54.193		BEST LAP TIME : 54.193		DIFFERENCE : 0.000		
LAP	SECTOR 1	SECTOR 2	LAP TIME	MPH	DIFF	TIME OF DAY
1 -	37.136	24.108	1:01.244	71.00	7.051	11:05:22.061
2 -	34.769	23.227	57.996	74.98	3.803	11:06:20.057
3 -	33.796	23.294	57.090	76.17	2.897	11:07:17.147
4 -	34.401	22.516	56.917	76.40	2.724	11:08:14.064
5 -	33.159	22.075	55.234 (3)	78.73	1.041	11:09:09.298
6 -	33.497	22.190	55.687	78.09	1.494	11:10:04.985
7 -	33.014	22.842	55.856	77.85	1.663	11:11:00.841
8 -	33.971	22.499	56.470	77.00	2.277	11:11:57.311
9 -	33.258	22.248	55.506	78.34	1.313	11:12:52.817
10 -	33.358	22.174	55.532	78.30	1.339	11:13:48.349
11 -	32.416	21.777	54.193 (1)	80.24		11:14:42.542
12 -	33.001	22.043	55.044 (2)	79.00	0.851	11:15:37.586
13 -	34.098	22.126	56.224	77.34	2.031	11:16:33.810

P13 8 F2 ILARIA / SAUNDERS		Suzuki Windle -				
IDEAL LAP TIME : 54.237		BEST LAP TIME : 54.237		DIFFERENCE : 0.000		
LAP	SECTOR 1	SECTOR 2	LAP TIME	MPH	DIFF	TIME OF DAY
1 -	37.348	23.763	1:01.111	71.15	6.874	11:05:11.311
2 -	35.894	22.752	58.646	74.15	4.409	11:06:09.957
3 -	34.143	24.325	58.468	74.37	4.231	11:07:08.425
4 -	32.999	22.508	55.507	78.34	1.270	11:08:03.932
5 -	32.834	22.194	55.028	79.02	0.791	11:08:58.960
6 -	32.677	22.473	55.150	78.85	0.913	11:09:54.110
7 -	32.527	21.710	54.237 (1)	80.17		11:10:48.347
8 -	32.747	22.695	55.442	78.43	1.205	11:11:43.789
9 -	32.715	22.283	54.998 (3)	79.06	0.761	11:12:38.787
10 -	32.671	22.047	54.718 (2)	79.47	0.481	11:13:33.505
11 -	33.592	22.189	55.781	77.95	1.544	11:14:29.286

Weather / Track : Cloudy / Dry

Brands Hatch Indy
Circuit Length = 1.2079 miles
Start: 11:03 Flag 11:16 End: 11:17

BMCRC - MRO Championships 2015 - Rnd 1 @ Brands Hatch Indy

RKB/BMCRC F1 & F2 Sidecars

QUALIFYING - SECTOR ANALYSIS

SECTOR 1 = FL to I1, SECTOR 2 = I1 to I2, SECTOR 3 = I2 to FL, DIFF = Difference To Personal Best Lap

12 -	33.515	22.360	55.875	77.82	1.638	11:15:25.161
13 -	32.925	22.543	55.468	78.39	1.231	11:16:20.629

P14 188 F2 M & R VANNIEUWENHUYSE			Honda Shelbourne - Norton Owners club Flanders Branch			
IDEAL LAP TIME : 54.292		BEST LAP TIME : 54.292		DIFFERENCE : 0.000		
LAP	SECTOR 1	SECTOR 2	LAP TIME	MPH	DIFF	TIME OF DAY
1 -	38.220	23.908	1:02.128	69.99	7.836	11:05:18.260
2 -	36.000	23.716	59.716	72.82	5.424	11:06:17.976
3 -	34.487	23.977	58.464	74.38	4.172	11:07:16.440
4 -	34.248	22.357	56.605	76.82	2.313	11:08:13.045
5 -	32.741	22.227	54.968 (3)	79.11	0.676	11:09:08.013
6 -	33.575	22.272	55.847	77.86	1.555	11:10:03.860
7 -	33.616	23.234	56.850	76.49	2.558	11:11:00.710
8 -	33.570	22.233	55.803	77.92	1.511	11:11:56.513
9 -	32.895	21.918	54.813 (2)	79.33	0.521	11:12:51.326
10 -	32.890	22.087	54.977	79.09	0.685	11:13:46.303
11 -	32.949	22.093	55.042	79.00	0.750	11:14:41.345
12 -	32.419	21.873	54.292 (1)	80.09		11:15:35.637
13 -	33.632	22.148	55.780	77.95	1.488	11:16:31.417

P15 9 F2 DE MOTT / JONES			Suzuki Baker -			
IDEAL LAP TIME : 54.350		BEST LAP TIME : 54.350		DIFFERENCE : 0.000		
LAP	SECTOR 1	SECTOR 2	LAP TIME	MPH	DIFF	TIME OF DAY
1 -	37.048	22.949	59.997	72.48	5.647	11:05:05.774
2 -	33.992	22.571	56.563	76.88	2.213	11:06:02.337
3 -	35.970	23.140	59.110	73.56	4.760	11:07:01.447
4 -	32.665	22.206	54.871 (3)	79.25	0.521	11:07:56.318
5 -	33.084	23.479	56.563	76.88	2.213	11:08:52.881
6 -	32.739	22.139	54.878	79.24	0.528	11:09:47.759
7 -	33.318	22.266	55.584	78.23	1.234	11:10:43.343
8 -	32.665	23.219	55.884	77.81	1.534	11:11:39.227
9 -	32.561	22.185	54.746 (2)	79.43	0.396	11:12:33.973
10 -	32.840	22.107	54.947	79.14	0.597	11:13:28.920
11 -	32.674	22.585	55.259	78.69	0.909	11:14:24.179
12 -	32.423	21.927	54.350 (1)	80.01		11:15:18.529

P16 118 F1 BICKNELL / HAYNES			Suzuki LCR -			
IDEAL LAP TIME : 54.310		BEST LAP TIME : 54.464		DIFFERENCE : 0.154		
LAP	SECTOR 1	SECTOR 2	LAP TIME	MPH	DIFF	TIME OF DAY
1 -	40.751	24.628	1:05.379	66.51	10.915	11:05:49.067
2 -	36.631	24.227	1:00.858	71.45	6.394	11:06:49.925
3 -	34.056	22.916	56.972	76.32	2.508	11:07:46.897
4 -	35.396	23.770	59.166	73.49	4.702	11:08:46.063
5 -	34.076	23.021	57.097	76.16	2.633	11:09:43.160
6 -	33.834	22.937	56.771	76.59	2.307	11:10:39.931
7 -	33.761	23.030	56.791	76.57	2.327	11:11:36.722
8 -	33.818	21.972	55.790 (3)	77.94	1.326	11:12:32.512
9 -	33.351	22.487	55.838	77.87	1.374	11:13:28.350
10 -	34.318	21.807	56.125	77.48	1.661	11:14:24.475
11 -	33.053	21.411	54.464 (1)	79.84		11:15:18.939
12 -	32.899	21.777	54.676 (2)	79.53	0.212	11:16:13.615

P17 36 F2 PARNELL / CHRISTIE			Suzuki Shelbourne -			
IDEAL LAP TIME : 55.563		BEST LAP TIME : 55.668		DIFFERENCE : 0.105		
LAP	SECTOR 1	SECTOR 2	LAP TIME	MPH	DIFF	TIME OF DAY
1 -	40.072	24.568	1:04.640	67.27	8.972	11:05:11.207
2 -	37.906	23.693	1:01.599	70.59	5.931	11:06:12.806
3 -	38.362	24.968	1:03.330	68.66	7.662	11:07:16.136
4 -	36.187	23.113	59.300	73.33	3.632	11:08:15.436
5 -	34.925	23.029	57.954	75.03	2.286	11:09:13.390

Weather / Track : Cloudy / Dry

Brands Hatch Indy
Circuit Length = 1.2079 miles
Start: 11:03 Flag 11:16 End: 11:17

BMCRC - MRO Championships 2015 - Rnd 1 @ Brands Hatch Indy

RKB/BMCRC F1 & F2 Sidecars

QUALIFYING - SECTOR ANALYSIS

SECTOR 1 = FL to I1, SECTOR 2 = I1 to I2, SECTOR 3 = I2 to FL, DIFF = Difference To Personal Best Lap

6 -	34.588		2:57.008	P	24.56	2:01.340	11:12:10.398
7 -	OUTLAP	22.752	1:08.074		63.88	12.406	11:13:18.472
8 -	34.529	22.692	57.221	(3)	75.99	1.553	11:14:15.693
9 -	33.334	22.451	55.785	(2)	77.95	0.117	11:15:11.478
10 -	33.439	22.229	55.668	(1)	78.11		11:16:07.146

P18 117 F1 POTTINGER / DODD			Yamaha LCR - GB Precision Eng/Opal Fabrication				
IDEAL LAP TIME : 56.055		BEST LAP TIME : 56.063		DIFFERENCE : 0.008			
LAP	SECTOR 1	SECTOR 2	LAP TIME	MPH	DIFF	TIME OF DAY	
1 -	38.171	23.825	1:01.996	70.14	5.933	11:05:12.096	
2 -	36.071	22.694	58.765	73.99	2.702	11:06:10.861	
3 -	36.218	23.469	59.687	72.85	3.624	11:07:10.548	
4 -	33.855	22.208	56.063	(1)	77.56		11:08:06.611
5 -	34.077	22.414	56.491	(3)	0.428	11:09:03.102	
6 -	33.932	22.200	56.132	(2)	0.069	11:09:59.234	

P19 88 F2 LONGMORE / LONGMORE			Honda DMR -				
IDEAL LAP TIME : 56.028		BEST LAP TIME : 56.230		DIFFERENCE : 0.202			
LAP	SECTOR 1	SECTOR 2	LAP TIME	MPH	DIFF	TIME OF DAY	
1 -	38.419	23.847	1:02.266	69.83	6.036	11:05:14.139	
2 -	36.293	23.239	59.532	73.04	3.302	11:06:13.671	
3 -	35.028	24.519	59.547	73.02	3.317	11:07:13.218	
4 -	34.484	22.777	57.261	75.94	1.031	11:08:10.479	
5 -	33.609	22.621	56.230	(1)	77.33		11:09:06.709
6 -	33.536	23.011	56.547	(2)	0.317	11:10:03.256	
7 -	33.407	23.163	56.570	(3)	0.340	11:10:59.826	
8 -	34.400	22.730	57.130	76.11	0.900	11:11:56.956	
9 -	33.641	23.132	56.773	76.59	0.543	11:12:53.729	

P20 10 F1 WEBB / PIDWILL			Suzuki LCR - ANtech Racing				
IDEAL LAP TIME : 56.537		BEST LAP TIME : 56.537		DIFFERENCE : 0.000			
LAP	SECTOR 1	SECTOR 2	LAP TIME	MPH	DIFF	TIME OF DAY	
1 -	41.049	25.136	1:06.185	65.70	9.648	11:05:30.160	
2 -	35.934	24.125	1:00.059	(2)	3.522	11:06:30.219	
3 -	37.830	23.117	1:00.947	(3)	4.410	11:07:31.166	
4 -	33.490	23.047	56.537	(1)	76.91		11:08:27.703

P21 70 F1 THOMPSON / JONES			Kawasaki LCR - SRT Motorcycles/T&J Racing				
IDEAL LAP TIME : 56.586		BEST LAP TIME : 56.807		DIFFERENCE : 0.221			
LAP	SECTOR 1	SECTOR 2	LAP TIME	MPH	DIFF	TIME OF DAY	
1 -	42.104	25.858	1:07.962	63.98	11.155	11:05:42.443	
2 -	38.215	23.867	1:02.082	70.04	5.275	11:06:44.525	
3 -	36.343	23.115	59.458	73.13	2.651	11:07:43.983	
4 -	35.476	22.730	58.206	74.71	1.399	11:08:42.189	
5 -	34.754	22.649	57.403	(2)	0.596	11:09:39.592	
6 -	35.626	22.397	58.023	74.94	1.216	11:10:37.615	
7 -	35.848	24.334	1:00.182	72.25	3.375	11:11:37.797	
8 -	36.137	21.832	57.969	(3)	1.162	11:12:35.766	
9 -	34.770	22.037	56.807	(1)	76.55		11:13:32.573

P22 121 F1 LAWRENCE / HART			Yamaha LCR -				
IDEAL LAP TIME : 58.487		BEST LAP TIME : 58.760		DIFFERENCE : 0.273			
LAP	SECTOR 1	SECTOR 2	LAP TIME	MPH	DIFF	TIME OF DAY	
1 -	39.450	24.569	1:04.019	67.92	5.259	11:05:27.099	
2 -	36.115	23.719	59.834	72.67	1.074	11:06:26.933	
3 -	35.832	23.478	59.310	73.31	0.550	11:07:26.243	
4 -	35.993	23.621	59.614	72.94	0.854	11:08:25.857	
5 -	35.155	23.989	59.144	(3)	0.384	11:09:25.001	
6 -	35.428	23.332	58.760	(1)	74.00		11:10:23.761

Weather / Track : Cloudy / Dry

Brands Hatch Indy
Circuit Length = 1.2079 miles
Start: 11:03 Flag 11:16 End: 11:17

BMCRC - MRO Championships 2015 - Rnd 1 @ Brands Hatch Indy

RKB/BMCRC F1 & F2 Sidecars

QUALIFYING - SECTOR ANALYSIS

SECTOR 1 = FL to I1, SECTOR 2 = I1 to I2, SECTOR 3 = I2 to FL, DIFF = Difference To Personal Best Lap

7 -	37.425		3:43.068	P	19.49	2:44.308	11:14:06.829
8 -	OUTLAP	23.527	1:03.507		68.47	4.747	11:15:10.336
9 -	35.555	23.519	59.074	(2)	73.61	0.314	11:16:09.410

P23	18 F2	BLACKWOOD / BLACKWOOD	Suzuki Shelbourne -				
IDEAL LAP TIME : 58.747		BEST LAP TIME : 58.779	DIFFERENCE : 0.032				
LAP	SECTOR 1	SECTOR 2	LAP TIME	MPH	DIFF	TIME OF DAY	
1 -	47.065	27.231	1:14.296	58.53	15.517	11:05:48.701	
2 -	40.217	24.962	1:05.179	66.71	6.400	11:06:53.880	
3 -	37.519	24.202	1:01.721	70.45	2.942	11:07:55.601	
4 -	37.126	23.739	1:00.865	71.44	2.086	11:08:56.466	
5 -	36.976	24.046	1:01.022	71.26	2.243	11:09:57.488	
6 -	35.910	24.940	1:00.850	(3)	71.46	2.071	11:10:58.338
7 -	36.158	23.343	59.501	(2)	73.08	0.722	11:11:57.839
8 -	35.404	23.375	58.779	(1)	73.98		11:12:56.618

P24	964 F2	ANDERSON / TILLEY	Honda -				
IDEAL LAP TIME : 59.767		BEST LAP TIME : 59.810	DIFFERENCE : 0.043				
LAP	SECTOR 1	SECTOR 2	LAP TIME	MPH	DIFF	TIME OF DAY	
1 -	42.784	25.939	1:08.723	63.27	8.913	11:05:47.570	
2 -	38.511	24.755	1:03.266	68.73	3.456	11:06:50.836	
3 -	37.178	24.327	1:01.505	70.70	1.695	11:07:52.341	
4 -	36.849	24.336	1:01.185	71.07	1.375	11:08:53.526	
5 -	36.882	25.260	1:02.142	69.97	2.332	11:09:55.668	
6 -	37.901	26.146	1:04.047	67.89	4.237	11:10:59.715	
7 -	36.879	23.714	1:00.593	(2)	71.76	0.783	11:12:00.308
8 -	36.053	23.757	59.810	(1)	72.70		11:13:00.118
9 -	36.210	24.404	1:00.614	(3)	71.74	0.804	11:14:00.732

P25	92 F1	HILDIGE / HILDIGE	Suzuki Windle - Les King				
IDEAL LAP TIME : 59.252		BEST LAP TIME : 59.957	DIFFERENCE : 0.705				
LAP	SECTOR 1	SECTOR 2	LAP TIME	MPH	DIFF	TIME OF DAY	
1 -	41.216	27.293	1:08.509	(3)	63.47	8.552	11:05:51.908
2 -	45.857	24.871	1:10.728	61.48	10.771	11:07:02.636	
3 -	36.757	23.957	1:00.714	(2)	71.62	0.757	11:08:03.350
4 -	35.380		5:53.788	P	12.29	4:53.831	11:13:57.138
5 -	OUTLAP	25.202	1:08.562	63.42	8.605	11:15:05.700	
6 -	36.085	23.872	59.957	(1)	72.52		11:16:05.657

P26	31 F1	MUNRO / SNASHALL	Suzuki Windle -				
IDEAL LAP TIME : 1:00.138		BEST LAP TIME : 1:00.138	DIFFERENCE : 0.000				
LAP	SECTOR 1	SECTOR 2	LAP TIME	MPH	DIFF	TIME OF DAY	
1 -	36.674	23.464	1:00.138	(1)	72.31		11:05:12.598

P27	20 F2	ROBERTS / TAYLOR	Yamaha Ireson - Systemsav				
IDEAL LAP TIME : 1:00.281		BEST LAP TIME : 1:00.586	DIFFERENCE : 0.305				
LAP	SECTOR 1	SECTOR 2	LAP TIME	MPH	DIFF	TIME OF DAY	
1 -	39.093	25.312	1:04.405	67.51	3.819	11:05:33.332	
2 -	38.207	25.048	1:03.255	68.74	2.669	11:06:36.587	
3 -	38.368	24.339	1:02.707	69.34	2.121	11:07:39.294	
4 -	36.689	26.144	1:02.833	69.20	2.247	11:08:42.127	
5 -	37.869	26.087	1:03.956	67.99	3.370	11:09:46.083	
6 -	37.786	24.844	1:02.630	(3)	69.43	2.044	11:10:48.713
7 -	36.439	24.382	1:00.821	(2)	71.49	0.235	11:11:49.534
8 -	35.942	24.644	1:00.586	(1)	71.77		11:12:50.120
9 -	38.727		2:39.119	P	27.32	1:38.533	11:15:29.239
10 -	OUTLAP	25.767	1:10.482	61.69	9.896	11:16:39.721	

Weather / Track : Cloudy / Dry

Brands Hatch Indy
Circuit Length = 1.2079 miles
Start: 11:03 Flag 11:16 End: 11:17

BMCRC - MRO Championships 2015 - Rnd 1 @ Brands Hatch Indy

RKB/BMCRC F1 & F2 Sidecars

QUALIFYING - SECTOR ANALYSIS

SECTOR 1 = FL to I1, SECTOR 2 = I1 to I2, SECTOR 3 = I2 to FL, DIFF = Difference To Personal Best Lap

P28 24 F2 WILBY / FITZPATRICK		Honda Shelbourn - Leeds Parcel Company Ltd				
IDEAL LAP TIME : 1:01.113		BEST LAP TIME : 1:01.369		DIFFERENCE : 0.256		
LAP	SECTOR 1	SECTOR 2	LAP TIME	MPH	DIFF	TIME OF DAY
1 -	40.113	24.391	1:04.504	67.41	3.135	11:05:07.332
2 -	37.770	24.521	1:02.291	69.81	0.922	11:06:09.623
3 -	37.793	24.614	1:02.407	69.68	1.038	11:07:12.030
4 -	37.219	24.612	1:01.831	70.33	0.462	11:08:13.861
5 -	37.157	24.556	1:01.713 (3)	70.46	0.344	11:09:15.574
6 -	37.162	24.252	1:01.414 (2)	70.80	0.045	11:10:16.988
7 -	37.641	24.424	1:02.065	70.06	0.696	11:11:19.053
8 -	36.861	24.508	1:01.369 (1)	70.85		11:12:20.422
9 -	37.718	24.553	1:02.271	69.83	0.902	11:13:22.693
10 -	37.442	24.923	1:02.365	69.72	0.996	11:14:25.058
11 -	38.089	25.054	1:03.143	68.86	1.774	11:15:28.201
12 -	37.353	24.476	1:01.829	70.33	0.460	11:16:30.030

P29 69 F1 HIRST / SCHOFIELD		Yamaha LCR - Leeds Parcel Company				
IDEAL LAP TIME : 1:02.104		BEST LAP TIME : 1:02.104		DIFFERENCE : 0.000		
LAP	SECTOR 1	SECTOR 2	LAP TIME	MPH	DIFF	TIME OF DAY
1 -	OUTLAP	25.425	1:25.928	50.60	23.824	11:07:33.694
2 -	38.063	24.041	1:02.104 (1)	70.02		11:08:35.798
3 -	38.063	24.147	1:02.210 (2)	69.90	0.106	11:09:38.008

P30 136 F1 EDWARDS / EDWARDS		- Economy Heating Services				
IDEAL LAP TIME : 1:02.754		BEST LAP TIME : 1:03.028		DIFFERENCE : 0.274		
LAP	SECTOR 1	SECTOR 2	LAP TIME	MPH	DIFF	TIME OF DAY
1 -	50.532	29.208	1:19.740	54.53	16.712	11:05:59.680
2 -	43.793	28.138	1:11.931	60.45	8.903	11:07:11.611
3 -	40.962	26.724	1:07.686	64.24	4.658	11:08:19.297
4 -	38.912	26.131	1:05.043 (3)	66.85	2.015	11:09:24.340
5 -	38.095	24.933	1:03.028 (1)	68.99		11:10:27.368
6 -	38.268		2:45.068 P	26.34	1:42.040	11:13:12.436
7 -	OUTLAP	26.423	1:12.307	60.14	9.279	11:14:24.743
8 -	38.504	25.289	1:03.793 (2)	68.16	0.765	11:15:28.536
9 -	37.821	27.292	1:05.113	66.78	2.085	11:16:33.649

P31 59 F2 COLE / BRADBURY		Honda MR Equipe -				
IDEAL LAP TIME : 1:01.306		BEST LAP TIME : 1:03.226		DIFFERENCE : 1.920		
LAP	SECTOR 1	SECTOR 2	LAP TIME	MPH	DIFF	TIME OF DAY
1 -	39.154		3:47.906 P	19.08	2:44.680	11:08:30.714
2 -	OUTLAP	24.193	1:03.172	68.83		11:09:33.886
3 -	37.113	26.113	1:03.226 (1)	68.77		11:10:37.112
4 -	38.579	25.071	1:03.650 (2)	68.32	0.424	11:11:40.762

P32 17 F2 SCHOFIELD / WHITNALL		Suzuki Windle - Witch eLiquid				
IDEAL LAP TIME : 1:10.861		BEST LAP TIME : 1:10.861		DIFFERENCE : 0.000		
LAP	SECTOR 1	SECTOR 2	LAP TIME	MPH	DIFF	TIME OF DAY
1 -	43.629	27.232	1:10.861 (1)	61.36		11:05:52.654

P33 67 F1 PETTMAN / JEFFREY		Suzuki Windle - MJP Racing				
IDEAL LAP TIME : 1:17.254		BEST LAP TIME : 1:18.750		DIFFERENCE : 1.496		
LAP	SECTOR 1	SECTOR 2	LAP TIME	MPH	DIFF	TIME OF DAY
1 -	51.903	31.463	1:23.366 (2)	52.16	4.616	11:05:59.216
2 -	48.988	29.762	1:18.750 (1)	55.22		11:07:17.966

Weather / Track : Cloudy / Dry

Brands Hatch Indy
Circuit Length = 1.2079 miles
Start: 11:03 Flag 11:16 End: 11:17

BMCRC - MRO Championships 2015 - Rnd 1 @ Brands Hatch Indy

RKB/BMCRC F1 & F2 Sidecars

QUALIFYING - BEST SECTORS

SECTOR 1				SECTOR 2				IDEAL / BEST COMPARISON				
POS	NO	NAME	TIME	NO	NAME	TIME	POS	NO	NAME	IDEAL	BEST	DIFF
									PERFECT LAP	49.645		
1	4	PEACH / RICHARDSON	29.738	4	PEACH / RICHARDSON	19.907	1	4	PEACH / RICHARDSON	49.645	50.599	0.954
2	57	BROWN / CHRISTIE	30.719	57	BROWN / CHRISTIE	20.454	2	57	BROWN / CHRISTIE	51.173	51.209	0.036
3	33	HEGARTY / NEAVE	30.922	33	HEGARTY / NEAVE	20.672	3	33	HEGARTY / NEAVE	51.594	51.594	0.000
4	58	KIRK / HUGHES	31.140	7	GRAY / ALLUM	20.757	4	7	GRAY / ALLUM	52.077	52.186	0.109
5	35	REEVES / WILKES	31.253	35	REEVES / WILKES	21.073	5	58	KIRK / HUGHES	52.317	52.377	0.060
6	7	GRAY / ALLUM	31.320	25	MACLAURIN / HOPE	21.074	6	35	REEVES / WILKES	52.326	52.467	0.141
7	111	CABLE / PAWSEY	31.324	111	CABLE / PAWSEY	21.080	7	111	CABLE / PAWSEY	52.404	52.563	0.159
8	114	SMITH / ANDERSON	31.437	114	SMITH / ANDERSON	21.099	8	114	SMITH / ANDERSON	52.536	52.536	0.000
9	25	MACLAURIN / HOPE	31.542	58	KIRK / HUGHES	21.177	9	25	MACLAURIN / HOPE	52.616	52.740	0.124
10	44	BODY / WINN	32.018	118	BICKNELL / HAYNES	21.411	10	44	BODY / WINN	53.652	53.652	0.000
11	13	DIX / PARKER	32.173	13	DIX / PARKER	21.610	11	13	DIX / PARKER	53.783	53.841	0.058
12	14	CHRISTIE / CHRISTIE	32.416	44	BODY / WINN	21.634	12	14	CHRISTIE / CHRISTIE	54.193	54.193	0.000
13	188	M & R VANNIEUWENHUYSE	32.419	8	ILARIA / SAUNDERS	21.710	13	8	ILARIA / SAUNDERS	54.237	54.237	0.000
14	9	DE MOTT / JONES	32.423	14	CHRISTIE / CHRISTIE	21.777	14	188	M & R VANNIEUWEN	54.292	54.292	0.000
15	8	ILARIA / SAUNDERS	32.527	70	THOMPSON / JONES	21.832	15	118	BICKNELL / HAYNES	54.310	54.464	0.154
16	118	BICKNELL / HAYNES	32.899	188	M & R VANNIEUWENHUYSE	21.873	16	9	DE MOTT / JONES	54.350	54.350	0.000
17	36	PARNELL / CHRISTIE	33.334	9	DE MOTT / JONES	21.927	17	36	PARNELL / CHRISTIE	55.563	55.668	0.105
18	88	LONGMORE / LONGMORE	33.407	117	POTTINGER / DODD	22.200	18	88	LONGMORE / LONGMORE	56.028	56.230	0.202
19	10	WEBB / PIDWILL	33.490	36	PARNELL / CHRISTIE	22.229	19	117	POTTINGER / DODD	56.055	56.063	0.008
20	117	POTTINGER / DODD	33.855	88	LONGMORE / LONGMORE	22.621	20	10	WEBB / PIDWILL	56.537	56.537	0.000
21	70	THOMPSON / JONES	34.754	10	WEBB / PIDWILL	23.047	21	70	THOMPSON / JONES	56.586	56.807	0.221
22	121	LAWRENCE / HART	35.155	121	LAWRENCE / HART	23.332	22	121	LAWRENCE / HART	58.487	58.760	0.273
23	92	HILDIGE / HILDIGE	35.380	18	BLACKWOOD / BLACKWOOD	23.343	23	18	BLACKWOOD / BLACKWOOD	58.747	58.779	0.032
24	18	BLACKWOOD / BLACKWOOD	35.404	31	MUNRO / SNASHALL	23.464	24	92	HILDIGE / HILDIGE	59.252	59.957	0.705
25	20	ROBERTS / TAYLOR	35.942	964	ANDERSON / TILLEY	23.714	25	964	ANDERSON / TILLEY	59.767	59.810	0.043
26	964	ANDERSON / TILLEY	36.053	92	HILDIGE / HILDIGE	23.872	26	31	MUNRO / SNASHALL	1:00.138	1:00.138	0.000
27	31	MUNRO / SNASHALL	36.674	69	HIRST / SCHOFIELD	24.041	27	20	ROBERTS / TAYLOR	1:00.281	1:00.586	0.305
28	24	WILBY / FITZPATRICK	36.861	59	COLE / BRADBURY	24.193	28	24	WILBY / FITZPATRICK	1:01.113	1:01.369	0.256
29	59	COLE / BRADBURY	37.113	24	WILBY / FITZPATRICK	24.252	29	59	COLE / BRADBURY	1:01.306	1:03.226	1.920
30	136	EDWARDS / EDWARDS	37.821	20	ROBERTS / TAYLOR	24.339	30	69	HIRST / SCHOFIELD	1:02.104	1:02.104	0.000
31	69	HIRST / SCHOFIELD	38.063	136	EDWARDS / EDWARDS	24.933	31	136	EDWARDS / EDWARDS	1:02.754	1:03.028	0.274
32	17	SCHOFIELD / WHITNALL	43.629	17	SCHOFIELD / WHITNALL	27.232	32	17	SCHOFIELD / WHITNALL	1:10.861	1:10.861	0.000
33	67	PETTMAN / JEFFREY	47.492	67	PETTMAN / JEFFREY	29.762	33	67	PETTMAN / JEFFREY	1:17.254	1:18.750	1.496

34

Weather / Track : Cloudy / Dry

Results can be found at www.tsl-timing.com

Brands Hatch Indy
Circuit Length = 1.2079 miles
Start: 11:03 Flag 11:16 End: 11:17

Printed - 11:18 Saturday, 28 March 2015

BMCRC - MRO Championships 2015 - Rnd 1 @ Brands Hatch Indy

RKB/BMCRC F1 & F2 Sidecars

RACE 9 - CLASSIFICATION

POS	NO	CL	PIC NAME	ENTRY	LAPS	TIME	GAP	DIFF	MPH	BEST	ON
1	57	F1	1 BROWN / CHRISTIE	Kawasaki LCR - Paymundo.com	10	8:52.217			81.70	51.625	6
2	114	F1	2 SMITH / ANDERSON	Suzuki LCR - SDC Performance	10	8:57.959	5.742	5.742	80.83	52.737	6
3	35	F2	1 REEVES / WILKES	Suzuki LCR - Reeves Water Services	10	9:02.929	10.712	4.970	80.09	53.079	6
4	44	F1	3 BODY / WINN	Suzuki LCR - Santander Salt	10	9:09.661	17.444	6.732	79.11	53.615	8
5	14	F2	2 CHRISTIE / CHRISTIE	Honda CES - Ryedale Pools	10	9:14.973	22.756	5.312	78.35	54.121	7
6	188	F2	3 M & R VANNIEUWENHUYSE	Honda Shelbourne - Norton Owners club Flanders E	10	9:15.359	23.142	0.386	78.30	54.243	7
7	13	F2	4 DIX / PARKER	Yamaha Baker -	10	9:18.848	26.631	3.489	77.81	54.196	10
8	117	F1	4 POTTINGER / DODD	Yamaha LCR - GB Precision Eng/Opal Fabrication	10	9:26.474	34.257	7.626	76.76	54.462	9
9	9	F2	5 DE MOTT / JONES	Suzuki Baker -	10	9:27.188	34.971	0.714	76.66	55.365	6
10	36	F2	6 PARNELL / CHRISTIE	Suzuki Shelbourne -	10	9:27.572	35.355	0.384	76.61	55.212	9
11	88	F2	7 LONGMORE / LONGMORE	Honda DMR -	10	9:38.957	46.740	11.385	75.11	56.645	6
12	118	F1	5 BICKNELL / HAYNES	Suzuki LCR -	10	9:44.547	52.330	5.590	74.39	54.767	9
13	10	F1	6 WEBB / PIDWILL	Suzuki LCR - ANtech Racing	9	8:52.361	1 Lap	1 Lap	73.51	56.914	6
14	92	F1	7 HILDIGE / HILDIGE	Suzuki Windle - Les King	9	8:55.748	1 Lap	3.387	73.05	57.426	9
15	18	F2	8 BLACKWOOD / BLACKWOOD	Suzuki Shelbourne -	9	8:58.775	1 Lap	3.027	72.64	57.657	7
16	17	F2	9 SCHOFIELD / WHITNALL	Suzuki Windle - Witch eLiquid	9	9:03.396	1 Lap	4.621	72.02	57.642	7
17	59	F2	10 COLE / BRADBURY	Honda MR Equipe -	9	9:04.460	1 Lap	1.064	71.88	58.905	5
18	964	F2	11 ANDERSON / TILLEY	Honda -	9	9:08.969	1 Lap	4.509	71.29	59.483	7
19	121	F1	8 LAWRENCE / HART	Yamaha LCR -	9	9:11.330	1 Lap	2.361	70.98	59.161	6
20	71	F2	12 SCHOFIELD / HIGH	Honda Ireson - The Sand Witch Food Company	9	9:16.423	1 Lap	5.093	70.33	59.677	6
21	20	F2	13 ROBERTS / TAYLOR	Yamaha Ireson - Systemsav	9	9:16.895	1 Lap	0.472	70.27	59.893	5
22	24	F2	14 WILBY / FITZPATRICK	Honda Shelbourne - Leeds Parcel Company Ltd	9	9:30.114	1 Lap	13.219	68.64	1:01.806	2
23	136	F1	9 EDWARDS / EDWARDS	- Economy Heating Services	9	9:45.433	1 Lap	15.319	66.85	1:00.973	9

NOT CLASSIFIED

DNF	70	F1	THOMPSON / JONES	Kawasaki LCR - SRT Motorcycles/T&J Racing	10	9:38.629	46.412	0.000	75.15	56.082	5
DNF	31	F1	MUNRO / SNASHALL	Suzuki Windle -	8	7:54.680	2 Laps	2 Laps	73.28	56.623	4
DNF	67	F1	PETTMAN / JEFFREY	Suzuki Windle - MJP Racing	6	6:40.762	4 Laps	2 Laps	65.10	1:04.797	5
DNF	8	F2	ILARIA / SAUNDERS	Suzuki Windle -	2	1:57.257	8 Laps	4 Laps	74.17	55.186	2
DNF	69	F1	HIRST / SCHOFIELD	Yamaha LCR - Leeds Parcel Company	0						

FASTEST LAP

57	F1	BROWN / CHRISTIE	Kawasaki LCR - Paymundo.com	6	51.625	84.23 mph	135.56 kph
35	F2	REEVES / WILKES	Suzuki LCR - Reeves Water Services	6	53.079	81.92 mph	131.84 kph

Class F1 - 90% of Race Speed = 73.53 mph
Class F2 - 90% of Race Speed = 72.08 mph

Brands Hatch Indy
Circuit Length = 1.2079 miles
Start: 15:19 Flag 15:28 End: 15:31

Weather / Track : Cloudy / Dry

These results are provisional until the conclusion of any judicial and technical matters.

Clerk Of Course :	Timekeeper :
-------------------	--------------

Results can be found at www.tsl-timing.com

Printed - 15:33 Saturday, 28 March 2015



BMCR - MRO Championships 2015 - Rnd 1 @ Brands Hatch Indy

RKB/BMCR F1 & F2 Sidecars

RACE 9 - LAP CHART

LAP 1 @ 15:20:20.065

NO	BEHIND	LAP TIME
57		57.415
114	1.051	58.466
35	1.547	58.962
44	2.261	59.676
188	3.524	1:00.939
14	3.662	1:01.077
8	4.656	1:02.071
13	4.939	1:02.354
9	5.476	1:02.891
117	6.084	1:03.499
36	6.462	1:03.877
88	8.355	1:05.770
10	8.728	1:06.143
70	10.022	1:07.437
92	10.484	1:07.899
964	11.093	1:08.508
18	11.528	1:08.943
59	11.838	1:09.253
118	11.876	1:09.291
31	11.922	1:09.337
121	13.333	1:10.748
20	13.357	1:10.772
24	13.657	1:11.072
17	15.100	1:12.515
71	15.174	1:12.589
67	17.205	1:14.620
136	17.914	1:15.329

LAP 2 @ 15:21:11.974

NO	BEHIND	LAP TIME
57		51.909
114	2.540	53.398
35	3.213	53.575
44	4.942	54.590
188	6.401	54.786
14	7.175	55.422
8	7.933	55.186
13	8.872	55.842
9	9.909	56.342
117	10.465	56.290
36	11.090	56.537
88	13.693	57.247
10	14.871	58.052
70	16.101	57.988
92	18.232	59.657
18	19.210	59.591
31	19.372	59.359
964	19.737	1:00.553
59	20.332	1:00.403
20	21.669	1:00.221
118	21.849	1:01.882
17	22.039	58.848
121	22.057	1:00.633
24	23.554	1:01.806
71	24.116	1:00.851
67	30.141	1:04.845
136	30.702	1:04.697

LAP 3 @ 15:22:03.903

NO	BEHIND	LAP TIME
57		51.929

114	3.499	52.888
35	4.580	53.296
44	7.695	54.682
188	9.256	54.784
14	9.721	54.475
13	12.918	55.975
9	14.281	56.301
36	15.178	56.017
117	15.449	56.913
88	18.916	57.152
70	21.102	56.930
10	21.624	58.682
31	25.898	58.455
92	26.144	59.841
18	26.591	59.310
59	27.781	59.378
964	28.427	1:00.619
118	28.681	58.761
17	28.986	58.876
20	30.679	1:00.939
121	31.153	1:01.025
71	32.749	1:00.562
24	34.286	1:02.661
67	43.811	1:05.599
136	44.576	1:05.803

LAP 4 @ 15:22:56.397

NO	BEHIND	LAP TIME
57		52.494
114	4.008	53.003
35	5.496	53.410
44	9.331	54.130
188	11.602	54.840
14	11.727	54.500
13	15.463	55.039
9	17.704	55.917
36	18.314	55.630
117	18.475	55.520
88	23.101	56.679
70	24.939	56.331
10	28.717	59.587
31	30.027	56.623
92	32.580	58.930
18	32.803	58.706
59	34.377	59.090
118	34.542	58.355
964	36.100	1:00.167
17	36.466	59.974
20	38.701	1:00.516
121	39.743	1:01.084
71	40.637	1:00.382
24	44.500	1:02.708

LAP 5 @ 15:23:51.162

NO	BEHIND	LAP TIME
57		54.765
67	1 Lap	1:04.994
136	1 Lap	1:04.917
114	2.327	53.084
35	4.040	53.309
44	9.632	55.066
188	11.506	54.669
14	11.797	54.835
13	15.424	54.726

9	18.729	55.790
36	19.538	55.989
117	19.553	55.843
88	25.105	56.769
70	26.256	56.082
10	32.346	58.394
31	33.293	58.031
92	35.549	57.734
18	36.607	58.569
118	36.863	57.086
59	38.517	58.905
964	40.867	59.532
17	41.114	59.413
20	43.829	59.893
121	44.511	59.533
71	46.521	1:00.649

LAP 6 @ 15:24:42.787

NO	BEHIND	LAP TIME
57		51.625
24	1 Lap	1:02.266
114	3.439	52.737
35	5.494	53.079
44	13.718	55.711
188	14.610	54.729
67	1 Lap	1:04.797
14	14.847	54.675
136	1 Lap	1:04.724
13	18.403	54.604
9	22.469	55.365
117	22.881	54.953
36	24.204	56.291
88	30.125	56.645
70	30.775	56.144
10	37.635	56.914
31	38.811	57.143
118	42.204	56.966
92	42.398	58.474
18	43.674	58.692
59	45.823	58.931
17	48.438	58.949
964	48.743	59.501
121	52.047	59.161

LAP 7 @ 15:25:35.194

NO	BEHIND	LAP TIME
57		52.407
20	1 Lap	1:00.676
71	1 Lap	59.677
114	4.166	53.134
35	6.399	53.312
24	1 Lap	1:02.299
44	15.513	54.202
188	16.446	54.243
14	16.561	54.121
13	21.604	55.608
9	27.091	57.029
117	27.677	57.203
36	27.884	56.087
136	1 Lap	1:05.089
67	1 Lap	1:05.907
70	34.813	56.445
88	34.877	57.159
10	43.012	57.784

31	44.309	57.905
118	45.631	55.834
92	47.918	57.927
18	48.924	57.657
59	52.394	58.978

LAP 8 @ 15:26:27.935

NO	BEHIND	LAP TIME
57		52.741
17	1 Lap	57.642
964	1 Lap	59.483
114	4.962	53.537
121	1 Lap	59.582
35	7.703	54.045
20	1 Lap	1:01.016
71	1 Lap	1:00.435
44	16.387	53.615
188	18.413	54.708
14	18.542	54.722
24	1 Lap	1:02.136
13	23.648	54.785
9	30.273	55.923
117	30.326	55.390
36	31.211	56.068
136	1 Lap	1:02.809
88	39.457	57.321
70	39.631	57.559
10	48.781	58.510
118	49.011	56.121
31	49.395	57.827

LAP 9 @ 15:27:20.458

NO	BEHIND	LAP TIME
57		52.523
92	1 Lap	57.860
18	1 Lap	58.317
59	1 Lap	59.098
114	6.486	54.047
17	1 Lap	58.391
35	10.101	54.921
964	1 Lap	1:00.281
121	1 Lap	59.850
20	1 Lap	1:00.938
44	17.949	54.085
71	1 Lap	1:00.829
188	21.597	55.707
14	21.745	55.726
13	26.844	55.719
24	1 Lap	1:02.324
117	32.265	54.462
9	33.306	55.556
36	33.900	55.212
70	44.200	57.092
88	44.353	57.419
136	1 Lap	1:01.092
118	51.255	54.767

LAP 10 @ 15:28:14.867

NO	BEHIND	LAP TIME
57		54.409
10	1 Lap	58.295
92	1 Lap	57.426
114	5.742	53.665

18	1 Lap	58.990
35	10.712	55.020
17	1 Lap	58.788
59	1 Lap	1:00.424
964	1 Lap	1:00.325
44	17.444	53.904
121	1 Lap	59.714
14	22.756	55.420
188	23.142	55.954
71	1 Lap	1:00.449
20	1 Lap	1:01.924
13	26.631	54.196
117	34.257	56.401
9	34.971	56.074
36	35.355	55.864
24	1 Lap	1:02.842
70	46.412	56.621
88	46.740	56.796
118	52.330	55.484
136	1 Lap	1:00.973

Weather / Track : Cloudy / Dry

Results can be found at www.tsl-timing.com

Brands Hatch Indy
Circuit Length = 1.2079 miles
Start: 15:19 Flag 15:28 End: 15:31

Printed - 15:35 Saturday, 28 March 2015

BMCRC - MRO Championships 2015 - Rnd 1 @ Brands Hatch Indy

RKB/BMCRC F1 & F2 Sidecars

RACE 9 - SECTOR ANALYSIS

SECTOR 1 = FL to I1, SECTOR 2 = I1 to I2, SECTOR 3 = I2 to FL, DIFF = Difference To Personal Best Lap

P1 57 F1 BROWN / CHRISTIE		Kawasaki LCR - Paymundo.com				
IDEAL LAP TIME : 51.435		BEST LAP TIME : 51.625		DIFFERENCE : 0.190		
LAP	SECTOR 1	SECTOR 2	LAP TIME	MPH	DIFF	TIME OF DAY
1 -		20.696	57.415	75.73	5.790	15:20:20.065
2 -	31.338	20.571	51.909 (2)	83.77	0.284	15:21:11.974
3 -	30.985	20.944	51.929 (3)	83.74	0.304	15:22:03.903
4 -	31.698	20.796	52.494	82.84	0.869	15:22:56.397
5 -	31.375	23.390	54.765	79.40	3.140	15:23:51.162
6 -	30.864	20.761	51.625 (1)	84.23		15:24:42.787
7 -	31.009	21.398	52.407	82.97	0.782	15:25:35.194
8 -	31.504	21.237	52.741	82.45	1.116	15:26:27.935
9 -	31.361	21.162	52.523	82.79	0.898	15:27:20.458
10 -	31.939	22.470	54.409	79.92	2.784	15:28:14.867

P2 114 F1 SMITH / ANDERSON		Suzuki LCR - SDC Performance				
IDEAL LAP TIME : 52.678		BEST LAP TIME : 52.737		DIFFERENCE : 0.059		
LAP	SECTOR 1	SECTOR 2	LAP TIME	MPH	DIFF	TIME OF DAY
1 -		21.574	58.466	74.37	5.729	15:20:21.116
2 -	31.957	21.441	53.398	81.43	0.661	15:21:14.514
3 -	31.498	21.390	52.888 (2)	82.22	0.151	15:22:07.402
4 -	31.673	21.330	53.003 (3)	82.04	0.266	15:23:00.405
5 -	31.559	21.525	53.084	81.91	0.347	15:23:53.489
6 -	31.557	21.180	52.737 (1)	82.45		15:24:46.226
7 -	31.768	21.366	53.134	81.84	0.397	15:25:39.360
8 -	31.849	21.688	53.537	81.22	0.800	15:26:32.897
9 -	32.034	22.013	54.047	80.45	1.310	15:27:26.944
10 -	32.070	21.595	53.665	81.03	0.928	15:28:20.609

P3 35 F2 REEVES / WILKES		Suzuki LCR - Reeves Water Services				
IDEAL LAP TIME : 52.948		BEST LAP TIME : 53.079		DIFFERENCE : 0.131		
LAP	SECTOR 1	SECTOR 2	LAP TIME	MPH	DIFF	TIME OF DAY
1 -		21.504	58.962	73.75	5.883	15:20:21.612
2 -	32.031	21.544	53.575	81.16	0.496	15:21:15.187
3 -	31.740	21.556	53.296 (2)	81.59	0.217	15:22:08.483
4 -	31.940	21.470	53.410	81.41	0.331	15:23:01.893
5 -	31.855	21.454	53.309 (3)	81.57	0.230	15:23:55.202
6 -	31.769	21.310	53.079 (1)	81.92		15:24:48.281
7 -	32.022	21.290	53.312	81.56	0.233	15:25:41.593
8 -	31.658	22.387	54.045	80.46	0.966	15:26:35.638
9 -	32.215	22.706	54.921	79.17	1.842	15:27:30.559
10 -	32.343	22.677	55.020	79.03	1.941	15:28:25.579

P4 44 F1 BODY / WINN		Suzuki LCR - Santander Salt				
IDEAL LAP TIME : 53.594		BEST LAP TIME : 53.615		DIFFERENCE : 0.021		
LAP	SECTOR 1	SECTOR 2	LAP TIME	MPH	DIFF	TIME OF DAY
1 -		21.688	59.676	72.87	6.061	15:20:22.326
2 -	32.708	21.882	54.590	79.65	0.975	15:21:16.916
3 -	32.693	21.989	54.682	79.52	1.067	15:22:11.598
4 -	32.246	21.884	54.130	80.33	0.515	15:23:05.728
5 -	33.013	22.053	55.066	78.97	1.451	15:24:00.794
6 -	32.822	22.889	55.711	78.05	2.096	15:24:56.505
7 -	32.315	21.887	54.202	80.22	0.587	15:25:50.707
8 -	31.970	21.645	53.615 (1)	81.10		15:26:44.322
9 -	32.461	21.624	54.085 (3)	80.40	0.470	15:27:38.407
10 -	32.015	21.889	53.904 (2)	80.67	0.289	15:28:32.311

P5 14 F2 CHRISTIE / CHRISTIE		Honda CES - Ryedale Pools				
IDEAL LAP TIME : 53.856		BEST LAP TIME : 54.121		DIFFERENCE : 0.265		
LAP	SECTOR 1	SECTOR 2	LAP TIME	MPH	DIFF	TIME OF DAY

Weather / Track : Cloudy / Dry

Brands Hatch Indy
Circuit Length = 1.2079 miles
Start: 15:19 Flag 15:28 End: 15:31

BMCRC - MRO Championships 2015 - Rnd 1 @ Brands Hatch Indy

RKB/BMCRC F1 & F2 Sidecars

RACE 9 - SECTOR ANALYSIS

SECTOR 1 = FL to I1, SECTOR 2 = I1 to I2, SECTOR 3 = I2 to FL, DIFF = Difference To Personal Best Lap

1 -		22.287		1:01.077	71.19	6.956	15:20:23.727
2 -	33.321	22.101		55.422	78.46	1.301	15:21:19.149
3 -	32.846	21.629		54.475 (2)	79.82	0.354	15:22:13.624
4 -	32.590	21.910		54.500 (3)	79.79	0.379	15:23:08.124
5 -	32.992	21.843		54.835	79.30	0.714	15:24:02.959
6 -	32.560	22.115		54.675	79.53	0.554	15:24:57.634
7 -	32.227	21.894		54.121 (1)	80.34		15:25:51.755
8 -	32.334	22.388		54.722	79.46	0.601	15:26:46.477
9 -	33.493	22.233		55.726	78.03	1.605	15:27:42.203
10 -	32.385	23.035		55.420	78.46	1.299	15:28:37.623

P6 188 F2 M & R VANNIEUWENHUYSE			Honda Shelbourne - Norton Owners club Flanders Branch			
IDEAL LAP TIME : 54.090		BEST LAP TIME : 54.243		DIFFERENCE : 0.153		
LAP	SECTOR 1	SECTOR 2	LAP TIME	MPH	DIFF	TIME OF DAY
1 -		22.114	1:00.939	71.35	6.696	15:20:23.589
2 -	32.911	21.875	54.786	79.37	0.543	15:21:18.375
3 -	32.780	22.004	54.784	79.37	0.541	15:22:13.159
4 -	32.693	22.147	54.840	79.29	0.597	15:23:07.999
5 -	32.753	21.916	54.669 (2)	79.54	0.426	15:24:02.668
6 -	32.288	22.441	54.729	79.45	0.486	15:24:57.397
7 -	32.338	21.905	54.243 (1)	80.16		15:25:51.640
8 -	32.215	22.493	54.708 (3)	79.48	0.465	15:26:46.348
9 -	33.498	22.209	55.707	78.06	1.464	15:27:42.055
10 -	32.726	23.228	55.954	77.71	1.711	15:28:38.009

P7 13 F2 DIX / PARKER			Yamaha Baker -			
IDEAL LAP TIME : 54.196		BEST LAP TIME : 54.196		DIFFERENCE : 0.000		
LAP	SECTOR 1	SECTOR 2	LAP TIME	MPH	DIFF	TIME OF DAY
1 -		22.537	1:02.354	69.74	8.158	15:20:25.004
2 -	33.653	22.189	55.842	77.87	1.646	15:21:20.846
3 -	33.622	22.353	55.975	77.68	1.779	15:22:16.821
4 -	32.961	22.078	55.039	79.00	0.843	15:23:11.860
5 -	32.611	22.115	54.726 (3)	79.46	0.530	15:24:06.586
6 -	32.630	21.974	54.604 (2)	79.63	0.408	15:25:01.190
7 -	33.705	21.903	55.608	78.20	1.412	15:25:56.798
8 -	32.775	22.010	54.785	79.37	0.589	15:26:51.583
9 -	33.604	22.115	55.719	78.04	1.523	15:27:47.302
10 -	32.502	21.694	54.196 (1)	80.23		15:28:41.498

P8 117 F1 POTTINGER / DODD			Yamaha LCR - GB Precision Eng/Opal Fabrication			
IDEAL LAP TIME : 54.462		BEST LAP TIME : 54.462		DIFFERENCE : 0.000		
LAP	SECTOR 1	SECTOR 2	LAP TIME	MPH	DIFF	TIME OF DAY
1 -		22.853	1:03.499	68.48	9.037	15:20:26.149
2 -	33.900	22.390	56.290	77.25	1.828	15:21:22.439
3 -	34.233	22.680	56.913	76.40	2.451	15:22:19.352
4 -	33.265	22.255	55.520	78.32	1.058	15:23:14.872
5 -	33.528	22.315	55.843	77.87	1.381	15:24:10.715
6 -	32.804	22.149	54.953 (2)	79.13	0.491	15:25:05.668
7 -	33.596	23.607	57.203	76.02	2.741	15:26:02.871
8 -	33.348	22.042	55.390 (3)	78.50	0.928	15:26:58.261
9 -	32.454	22.008	54.462 (1)	79.84		15:27:52.723
10 -	34.328	22.073	56.401	77.10	1.939	15:28:49.124

P9 9 F2 DE MOTT / JONES			Suzuki Baker -			
IDEAL LAP TIME : 55.169		BEST LAP TIME : 55.365		DIFFERENCE : 0.196		
LAP	SECTOR 1	SECTOR 2	LAP TIME	MPH	DIFF	TIME OF DAY
1 -		22.631	1:02.891	69.14	7.526	15:20:25.541
2 -	33.817	22.525	56.342	77.18	0.977	15:21:21.883
3 -	33.612	22.689	56.301	77.23	0.936	15:22:18.184
4 -	33.569	22.348	55.917	77.76	0.552	15:23:14.101

Weather / Track : Cloudy / Dry

Brands Hatch Indy
Circuit Length = 1.2079 miles
Start: 15:19 Flag 15:28 End: 15:31

BMCRC - MRO Championships 2015 - Rnd 1 @ Brands Hatch Indy

RKB/BMCRC F1 & F2 Sidecars

RACE 9 - SECTOR ANALYSIS

SECTOR 1 = FL to I1, SECTOR 2 = I1 to I2, SECTOR 3 = I2 to FL, DIFF = Difference To Personal Best Lap

5 -	33.230	22.560	55.790 (3)	77.94	0.425	15:24:09.891
6 -	32.849	22.516	55.365 (1)	78.54		15:25:05.256
7 -	33.309	23.720	57.029	76.25	1.664	15:26:02.285
8 -	33.339	22.584	55.923	77.76	0.558	15:26:58.208
9 -	33.236	22.320	55.556 (2)	78.27	0.191	15:27:53.764
10 -	33.498	22.576	56.074	77.55	0.709	15:28:49.838

P10	36 F2	PARNELL / CHRISTIE	Suzuki Shelbourne -			
IDEAL LAP TIME : 55.212		BEST LAP TIME : 55.212	DIFFERENCE : 0.000			

LAP	SECTOR 1	SECTOR 2	LAP TIME	MPH	DIFF	TIME OF DAY
1 -		22.755	1:03.877	68.07	8.665	15:20:26.527
2 -	34.203	22.334	56.537	76.91	1.325	15:21:23.064
3 -	33.378	22.639	56.017	77.63	0.805	15:22:19.081
4 -	33.194	22.436	55.630 (2)	78.17	0.418	15:23:14.711
5 -	33.364	22.625	55.989	77.66	0.777	15:24:10.700
6 -	34.009	22.282	56.291	77.25	1.079	15:25:06.991
7 -	33.460	22.627	56.087	77.53	0.875	15:26:03.078
8 -	33.809	22.259	56.068	77.55	0.856	15:26:59.146
9 -	33.097	22.115	55.212 (1)	78.76		15:27:54.358
10 -	33.259	22.605	55.864 (3)	77.84	0.652	15:28:50.222

P11	88 F2	LONGMORE / LONGMORE	Honda DMR -			
IDEAL LAP TIME : 56.357		BEST LAP TIME : 56.645	DIFFERENCE : 0.288			

LAP	SECTOR 1	SECTOR 2	LAP TIME	MPH	DIFF	TIME OF DAY
1 -		23.390	1:05.770	66.11	9.125	15:20:28.420
2 -	33.981	23.266	57.247	75.96	0.602	15:21:25.667
3 -	34.029	23.123	57.152	76.08	0.507	15:22:22.819
4 -	33.598	23.081	56.679 (2)	76.72	0.034	15:23:19.498
5 -	33.688	23.081	56.769 (3)	76.60	0.124	15:24:16.267
6 -	33.650	22.995	56.645 (1)	76.76		15:25:12.912
7 -	33.776	23.383	57.159	76.07	0.514	15:26:10.071
8 -	34.208	23.113	57.321	75.86	0.676	15:27:07.392
9 -	34.522	22.897	57.419	75.73	0.774	15:28:04.811
10 -	34.037	22.759	56.796	76.56	0.151	15:29:01.607

P12	118 F1	BICKNELL / HAYNES	Suzuki LCR -			
IDEAL LAP TIME : 54.045		BEST LAP TIME : 54.767	DIFFERENCE : 0.722			

LAP	SECTOR 1	SECTOR 2	LAP TIME	MPH	DIFF	TIME OF DAY
1 -		24.974	1:09.291	62.75	14.524	15:20:31.941
2 -	36.613	25.269	1:01.882	70.27	7.115	15:21:33.823
3 -	35.497	23.264	58.761	74.00	3.994	15:22:32.584
4 -	35.693	22.662	58.355	74.51	3.588	15:23:30.939
5 -	34.368	22.718	57.086	76.17	2.319	15:24:28.025
6 -	33.898	23.068	56.966	76.33	2.199	15:25:24.991
7 -	33.937	21.897	55.834 (3)	77.88	1.067	15:26:20.825
8 -	33.686	22.435	56.121	77.48	1.354	15:27:16.946
9 -	33.438	21.329	54.767 (1)	79.40		15:28:11.713
10 -	32.716	22.768	55.484 (2)	78.37	0.717	15:29:07.197

P13	10 F1	WEBB / PIDWILL	Suzuki LCR - ANtech Racing			
IDEAL LAP TIME : 56.914		BEST LAP TIME : 56.914	DIFFERENCE : 0.000			

LAP	SECTOR 1	SECTOR 2	LAP TIME	MPH	DIFF	TIME OF DAY
1 -		23.881	1:06.143	65.74	9.229	15:20:28.793
2 -	34.377	23.675	58.052 (3)	74.90	1.138	15:21:26.845
3 -	34.527	24.155	58.682	74.10	1.768	15:22:25.527
4 -	35.990	23.597	59.587	72.97	2.673	15:23:25.114
5 -	35.327	23.067	58.394	74.47	1.480	15:24:23.508
6 -	34.375	22.539	56.914 (1)	76.40		15:25:20.422
7 -	34.589	23.195	57.784 (2)	75.25	0.870	15:26:18.206
8 -	35.175	23.335	58.510	74.32	1.596	15:27:16.716

Weather / Track : Cloudy / Dry

Brands Hatch Indy
Circuit Length = 1.2079 miles
Start: 15:19 Flag 15:28 End: 15:31

BMCRC - MRO Championships 2015 - Rnd 1 @ Brands Hatch Indy

RKB/BMCRC F1 & F2 Sidecars

RACE 9 - SECTOR ANALYSIS

SECTOR 1 = FL to I1, SECTOR 2 = I1 to I2, SECTOR 3 = I2 to FL, DIFF = Difference To Personal Best Lap

9 - 35.074 23.221 58.295 74.59 1.381 15:28:15.011

P14 92 F1 HILDIGE / HILDIGE			Suzuki Windle - Les King			
IDEAL LAP TIME : 57.295		BEST LAP TIME : 57.426		DIFFERENCE : 0.131		
LAP	SECTOR 1	SECTOR 2	LAP TIME	MPH	DIFF	TIME OF DAY
1 -		24.149	1:07.899	64.04	10.473	15:20:30.549
2 -	36.023	23.634	59.657	72.89	2.231	15:21:30.206
3 -	35.662	24.179	59.841	72.66	2.415	15:22:30.047
4 -	35.308	23.622	58.930	73.79	1.504	15:23:28.977
5 -	34.556	23.178	57.734 (2)	75.32	0.308	15:24:26.711
6 -	34.810	23.664	58.474	74.36	1.048	15:25:25.185
7 -	34.626	23.301	57.927	75.07	0.501	15:26:23.112
8 -	34.422	23.438	57.860 (3)	75.15	0.434	15:27:20.972
9 -	34.117	23.309	57.426 (1)	75.72		15:28:18.398

P15 18 F2 BLACKWOOD / BLACKWOOD			Suzuki Shelbourne -			
IDEAL LAP TIME : 57.388		BEST LAP TIME : 57.657		DIFFERENCE : 0.269		
LAP	SECTOR 1	SECTOR 2	LAP TIME	MPH	DIFF	TIME OF DAY
1 -		24.144	1:08.943	63.07	11.286	15:20:31.593
2 -	35.906	23.685	59.591	72.97	1.934	15:21:31.184
3 -	35.764	23.546	59.310	73.31	1.653	15:22:30.494
4 -	35.459	23.247	58.706	74.07	1.049	15:23:29.200
5 -	35.301	23.268	58.569 (3)	74.24	0.912	15:24:27.769
6 -	35.477	23.215	58.692	74.09	1.035	15:25:26.461
7 -	34.464	23.193	57.657 (1)	75.42		15:26:24.118
8 -	35.393	22.924	58.317 (2)	74.56	0.660	15:27:22.435
9 -	35.437	23.553	58.990	73.71	1.333	15:28:21.425

P16 17 F2 SCHOFIELD / WHITNALL			Suzuki Windle - Witch eLiquid			
IDEAL LAP TIME : 57.391		BEST LAP TIME : 57.642		DIFFERENCE : 0.251		
LAP	SECTOR 1	SECTOR 2	LAP TIME	MPH	DIFF	TIME OF DAY
1 -		25.226	1:12.515	59.96	14.873	15:20:35.165
2 -	35.028	23.820	58.848	73.89	1.206	15:21:34.013
3 -	35.209	23.667	58.876	73.86	1.234	15:22:32.889
4 -	36.417	23.557	59.974	72.50	2.332	15:23:32.863
5 -	35.930	23.483	59.413	73.19	1.771	15:24:32.276
6 -	35.596	23.353	58.949	73.76	1.307	15:25:31.225
7 -	34.347	23.295	57.642 (1)	75.44		15:26:28.867
8 -	35.347	23.044	58.391 (2)	74.47	0.749	15:27:27.258
9 -	35.383	23.405	58.788 (3)	73.97	1.146	15:28:26.046

P17 59 F2 COLE / BRADBURY			Honda MR Equipe -			
IDEAL LAP TIME : 58.402		BEST LAP TIME : 58.905		DIFFERENCE : 0.503		
LAP	SECTOR 1	SECTOR 2	LAP TIME	MPH	DIFF	TIME OF DAY
1 -		24.151	1:09.253	62.79	10.348	15:20:31.903
2 -	36.270	24.133	1:00.403	71.99	1.498	15:21:32.306
3 -	35.771	23.607	59.378	73.23	0.473	15:22:31.684
4 -	35.462	23.628	59.090	73.59	0.185	15:23:30.774
5 -	35.205	23.700	58.905 (1)	73.82		15:24:29.679
6 -	35.102	23.829	58.931 (2)	73.79	0.026	15:25:28.610
7 -	35.506	23.472	58.978 (3)	73.73	0.073	15:26:27.588
8 -	35.798	23.300	59.098	73.58	0.193	15:27:26.686
9 -	36.522	23.902	1:00.424	71.96	1.519	15:28:27.110

P18 964 F2 ANDERSON / TILLEY			Honda -			
IDEAL LAP TIME : 59.240		BEST LAP TIME : 59.483		DIFFERENCE : 0.243		
LAP	SECTOR 1	SECTOR 2	LAP TIME	MPH	DIFF	TIME OF DAY
1 -		24.757	1:08.508	63.47	9.025	15:20:31.158
2 -	36.578	23.975	1:00.553	71.81	1.070	15:21:31.711

Weather / Track : Cloudy / Dry

Brands Hatch Indy
Circuit Length = 1.2079 miles
Start: 15:19 Flag 15:28 End: 15:31

BMCRC - MRO Championships 2015 - Rnd 1 @ Brands Hatch Indy

RKB/BMCRC F1 & F2 Sidecars

RACE 9 - SECTOR ANALYSIS

SECTOR 1 = FL to I1, SECTOR 2 = I1 to I2, SECTOR 3 = I2 to FL, DIFF = Difference To Personal Best Lap

3 -	36.432	24.187	1:00.619	71.73	1.136	15:22:32.330
4 -	36.350	23.817	1:00.167	72.27	0.684	15:23:32.497
5 -	35.839	23.693	59.532 (3)	73.04	0.049	15:24:32.029
6 -	35.547	23.954	59.501 (2)	73.08	0.018	15:25:31.530
7 -	35.716	23.767	59.483 (1)	73.10		15:26:31.013
8 -	36.059	24.222	1:00.281	72.13	0.798	15:27:31.294
9 -	36.218	24.107	1:00.325	72.08	0.842	15:28:31.619

P19	121 F1	LAWRENCE / HART	Yamaha LCR -			
IDEAL LAP TIME : 59.058		BEST LAP TIME : 59.161	DIFFERENCE : 0.103			

LAP	SECTOR 1	SECTOR 2	LAP TIME	MPH	DIFF	TIME OF DAY
1 -		24.654	1:10.748	61.46	11.587	15:20:33.398
2 -	35.978	24.655	1:00.633	71.72	1.472	15:21:34.031
3 -	36.177	24.848	1:01.025	71.25	1.864	15:22:35.056
4 -	36.928	24.156	1:01.084	71.19	1.923	15:23:36.140
5 -	35.802	23.731	59.533 (2)	73.04	0.372	15:24:35.673
6 -	35.327	23.834	59.161 (1)	73.50		15:25:34.834
7 -	35.562	24.020	59.582 (3)	72.98	0.421	15:26:34.416
8 -	35.626	24.224	59.850	72.65	0.689	15:27:34.266
9 -	35.666	24.048	59.714	72.82	0.553	15:28:33.980

P20	71 F2	SCHOFIELD / HIGH	Honda Ireson - The Sand Witch Food Company			
IDEAL LAP TIME : 59.488		BEST LAP TIME : 59.677	DIFFERENCE : 0.189			

LAP	SECTOR 1	SECTOR 2	LAP TIME	MPH	DIFF	TIME OF DAY
1 -		25.775	1:12.589	59.90	12.912	15:20:35.239
2 -	36.040	24.811	1:00.851	71.46	1.174	15:21:36.090
3 -	36.502	24.060	1:00.562	71.80	0.885	15:22:36.652
4 -	36.065	24.317	1:00.382 (2)	72.01	0.705	15:23:37.034
5 -	36.275	24.374	1:00.649	71.70	0.972	15:24:37.683
6 -	35.428	24.249	59.677 (1)	72.86		15:25:37.360
7 -	35.571	24.864	1:00.435 (3)	71.95	0.758	15:26:37.795
8 -	36.362	24.467	1:00.829	71.48	1.152	15:27:38.624
9 -	35.724	24.725	1:00.449	71.93	0.772	15:28:39.073

P21	20 F2	ROBERTS / TAYLOR	Yamaha Ireson - Systemsav			
IDEAL LAP TIME : 59.615		BEST LAP TIME : 59.893	DIFFERENCE : 0.278			

LAP	SECTOR 1	SECTOR 2	LAP TIME	MPH	DIFF	TIME OF DAY
1 -		24.666	1:10.772	61.44	10.879	15:20:33.422
2 -	36.271	23.950	1:00.221 (2)	72.21	0.328	15:21:33.643
3 -	36.740	24.199	1:00.939	71.35	1.046	15:22:34.582
4 -	36.068	24.448	1:00.516 (3)	71.85	0.623	15:23:35.098
5 -	35.665	24.228	59.893 (1)	72.60		15:24:34.991
6 -	36.292	24.384	1:00.676	71.66	0.783	15:25:35.667
7 -	36.701	24.315	1:01.016	71.26	1.123	15:26:36.683
8 -	36.513	24.425	1:00.938	71.36	1.045	15:27:37.621
9 -	36.597	25.327	1:01.924	70.22	2.031	15:28:39.545

P22	24 F2	WILBY / FITZPATRICK	Honda Shelbourne - Leeds Parcel Company Ltd			
IDEAL LAP TIME : 1:01.452		BEST LAP TIME : 1:01.806	DIFFERENCE : 0.354			

LAP	SECTOR 1	SECTOR 2	LAP TIME	MPH	DIFF	TIME OF DAY
1 -		24.516	1:11.072	61.18	9.266	15:20:33.722
2 -	37.493	24.313	1:01.806 (1)	70.35		15:21:35.528
3 -	38.045	24.616	1:02.661	69.39	0.855	15:22:38.189
4 -	38.044	24.664	1:02.708	69.34	0.902	15:23:40.897
5 -	37.621	24.645	1:02.266 (3)	69.83	0.460	15:24:43.163
6 -	37.822	24.477	1:02.299	69.80	0.493	15:25:45.462
7 -	37.139	24.997	1:02.136 (2)	69.98	0.330	15:26:47.598
8 -	37.986	24.338	1:02.324	69.77	0.518	15:27:49.922
9 -	37.993	24.849	1:02.842	69.19	1.036	15:28:52.764

Weather / Track : Cloudy / Dry

Brands Hatch Indy
Circuit Length = 1.2079 miles
Start: 15:19 Flag 15:28 End: 15:31

BMCRC - MRO Championships 2015 - Rnd 1 @ Brands Hatch Indy

RKB/BMCRC F1 & F2 Sidecars

RACE 9 - SECTOR ANALYSIS

SECTOR 1 = FL to I1, SECTOR 2 = I1 to I2, SECTOR 3 = I2 to FL, DIFF = Difference To Personal Best Lap

P23 136 F1 EDWARDS / EDWARDS		- Economy Heating Services				
IDEAL LAP TIME : 1:00.869		BEST LAP TIME : 1:00.973		DIFFERENCE : 0.104		
LAP	SECTOR 1	SECTOR 2	LAP TIME	MPH	DIFF	TIME OF DAY
1 -		26.310	1:15.329	57.72	14.356	15:20:37.979
2 -	39.080	25.617	1:04.697	67.21	3.724	15:21:42.676
3 -	39.921	25.882	1:05.803	66.08	4.830	15:22:48.479
4 -	39.044	25.873	1:04.917	66.98	3.944	15:23:53.396
5 -	38.586	26.138	1:04.724	67.18	3.751	15:24:58.120
6 -	39.254	25.835	1:05.089	66.81	4.116	15:26:03.209
7 -	37.489	25.320	1:02.809 (3)	69.23	1.836	15:27:06.018
8 -	37.114	23.978	1:01.092 (2)	71.18	0.119	15:28:07.110
9 -	36.891	24.082	1:00.973 (1)	71.32		15:29:08.083

P24 70 F1 THOMPSON / JONES		Kawasaki LCR - SRT Motorcycles/T&J Racing				
IDEAL LAP TIME : 55.981		BEST LAP TIME : 56.082		DIFFERENCE : 0.101		
LAP	SECTOR 1	SECTOR 2	LAP TIME	MPH	DIFF	TIME OF DAY
1 -		23.319	1:07.437	64.48	11.355	15:20:30.087
2 -	35.313	22.675	57.988	74.99	1.906	15:21:28.075
3 -	34.293	22.637	56.930	76.38	0.848	15:22:25.005
4 -	34.343	21.988	56.331 (3)	77.19	0.249	15:23:21.336
5 -	34.023	22.059	56.082 (1)	77.54		15:24:17.418
6 -	34.099	22.045	56.144 (2)	77.45	0.062	15:25:13.562
7 -	34.463	21.982	56.445	77.04	0.363	15:26:10.007
8 -	35.114	22.445	57.559	75.55	1.477	15:27:07.566
9 -	34.873	22.219	57.092	76.16	1.010	15:28:04.658
10 -	34.663	21.958	56.621	76.80	0.539	15:29:01.279

P25 31 F1 MUNRO / SNASHALL		Suzuki Windle -				
IDEAL LAP TIME : 56.615		BEST LAP TIME : 56.623		DIFFERENCE : 0.008		
LAP	SECTOR 1	SECTOR 2	LAP TIME	MPH	DIFF	TIME OF DAY
1 -		23.863	1:09.337	62.71	12.714	15:20:31.987
2 -	35.846	23.513	59.359	73.25	2.736	15:21:31.346
3 -	35.083	23.372	58.455	74.39	1.832	15:22:29.801
4 -	33.986	22.637	56.623 (1)	76.79		15:23:26.424
5 -	34.450	23.581	58.031	74.93	1.408	15:24:24.455
6 -	34.514	22.629	57.143 (2)	76.10	0.520	15:25:21.598
7 -	34.024	23.881	57.905	75.09	1.282	15:26:19.503
8 -	34.633	23.194	57.827 (3)	75.20	1.204	15:27:17.330

P26 67 F1 PETTMAN / JEFFREY		Suzuki Windle - MJP Racing				
IDEAL LAP TIME : 1:04.338		BEST LAP TIME : 1:04.797		DIFFERENCE : 0.459		
LAP	SECTOR 1	SECTOR 2	LAP TIME	MPH	DIFF	TIME OF DAY
1 -		26.094	1:14.620	58.27	9.823	15:20:37.270
2 -	39.253	25.592	1:04.845 (2)	67.06	0.048	15:21:42.115
3 -	39.871	25.728	1:05.599	66.29	0.802	15:22:47.714
4 -	39.415	25.579	1:04.994 (3)	66.90	0.197	15:23:52.708
5 -	38.759	26.038	1:04.797 (1)	67.11		15:24:57.505
6 -	39.498	26.409	1:05.907	65.98	1.110	15:26:03.412

P27 8 F2 ILARIA / SAUNDERS		Suzuki Windle -				
IDEAL LAP TIME : 55.186		BEST LAP TIME : 55.186		DIFFERENCE : 0.000		
LAP	SECTOR 1	SECTOR 2	LAP TIME	MPH	DIFF	TIME OF DAY
1 -		22.430	1:02.071 (2)	70.05	6.885	15:20:24.721
2 -	33.048	22.138	55.186 (1)	78.79		15:21:19.907

Weather / Track : Cloudy / Dry

Brands Hatch Indy
Circuit Length = 1.2079 miles
Start: 15:19 Flag 15:28 End: 15:31

BMCRC - MRO Championships 2015 - Rnd 1 @ Brands Hatch Indy

RKB/BMCRC F1 & F2 Sidecars

RACE 9 - BEST SECTORS

SECTOR 1			SECTOR 2			IDEAL / BEST COMPARISON						
POS	NO	NAME	TIME	NO	NAME	TIME	POS	NO	NAME	IDEAL	BEST	DIFF
									PERFECT LAP	51.435		
1	57	BROWN / CHRISTIE	30.864	57	BROWN / CHRISTIE	20.571	1	57	BROWN / CHRISTIE	51.435	51.625	0.190
2	114	SMITH / ANDERSON	31.498	114	SMITH / ANDERSON	21.180	2	114	SMITH / ANDERSON	52.678	52.737	0.059
3	35	REEVES / WILKES	31.658	35	REEVES / WILKES	21.290	3	35	REEVES / WILKES	52.948	53.079	0.131
4	44	BODY / WINN	31.970	118	BICKNELL / HAYNES	21.329	4	44	BODY / WINN	53.594	53.615	0.021
5	188	M & R VANNIEUWENHUYSE	32.215	44	BODY / WINN	21.624	5	14	CHRISTIE / CHRISTIE	53.856	54.121	0.265
6	14	CHRISTIE / CHRISTIE	32.227	14	CHRISTIE / CHRISTIE	21.629	6	118	BICKNELL / HAYNES	54.045	54.767	0.722
7	117	POTTINGER / DODD	32.454	13	DIX / PARKER	21.694	7	188	M & R VANNIEUWEN	54.090	54.243	0.153
8	13	DIX / PARKER	32.502	188	M & R VANNIEUWENHUYSE	21.875	8	13	DIX / PARKER	54.196	54.196	0.000
9	118	BICKNELL / HAYNES	32.716	70	THOMPSON / JONES	21.958	9	117	POTTINGER / DODD	54.462	54.462	0.000
10	9	DE MOTT / JONES	32.849	117	POTTINGER / DODD	22.008	10	9	DE MOTT / JONES	55.169	55.365	0.196
11	8	ILARIA / SAUNDERS	33.048	36	PARNELL / CHRISTIE	22.115	11	8	ILARIA / SAUNDERS	55.186	55.186	0.000
12	36	PARNELL / CHRISTIE	33.097	8	ILARIA / SAUNDERS	22.138	12	36	PARNELL / CHRISTIE	55.212	55.212	0.000
13	88	LONGMORE / LONGMORE	33.598	9	DE MOTT / JONES	22.320	13	70	THOMPSON / JONES	55.981	56.082	0.101
14	31	MUNRO / SNASHALL	33.986	10	WEBB / PIDWILL	22.539	14	88	LONGMORE / LONGMORE	56.357	56.645	0.288
15	70	THOMPSON / JONES	34.023	31	MUNRO / SNASHALL	22.629	15	31	MUNRO / SNASHALL	56.615	56.623	0.008
16	92	HILDIGE / HILDIGE	34.117	88	LONGMORE / LONGMORE	22.759	16	10	WEBB / PIDWILL	56.914	56.914	0.000
17	17	SCHOFIELD / WHITNALL	34.347	18	BLACKWOOD / BLACKWOOD	22.924	17	92	HILDIGE / HILDIGE	57.295	57.426	0.131
18	10	WEBB / PIDWILL	34.375	17	SCHOFIELD / WHITNALL	23.044	18	18	BLACKWOOD / BLACKWOOD	57.388	57.657	0.269
19	18	BLACKWOOD / BLACKWOOD	34.464	92	HILDIGE / HILDIGE	23.178	19	17	SCHOFIELD / WHITNALL	57.391	57.642	0.251
20	59	COLE / BRADBURY	35.102	59	COLE / BRADBURY	23.300	20	59	COLE / BRADBURY	58.402	58.905	0.503
21	121	LAWRENCE / HART	35.327	964	ANDERSON / TILLEY	23.693	21	121	LAWRENCE / HART	59.058	59.161	0.103
22	71	SCHOFIELD / HIGH	35.428	121	LAWRENCE / HART	23.731	22	964	ANDERSON / TILLEY	59.240	59.483	0.243
23	964	ANDERSON / TILLEY	35.547	20	ROBERTS / TAYLOR	23.950	23	71	SCHOFIELD / HIGH	59.488	59.677	0.189
24	20	ROBERTS / TAYLOR	35.665	136	EDWARDS / EDWARDS	23.978	24	20	ROBERTS / TAYLOR	59.615	59.893	0.278
25	136	EDWARDS / EDWARDS	36.891	71	SCHOFIELD / HIGH	24.060	25	136	EDWARDS / EDWARDS	1:00.869	1:00.973	0.104
26	24	WILBY / FITZPATRICK	37.139	24	WILBY / FITZPATRICK	24.313	26	24	WILBY / FITZPATRICK	1:01.452	1:01.806	0.354
27	67	PETTMAN / JEFFREY	38.759	67	PETTMAN / JEFFREY	25.579	27	67	PETTMAN / JEFFREY	1:04.338	1:04.797	0.459
28												

Weather / Track : Cloudy / Dry

Results can be found at www.tsl-timing.com

Brands Hatch Indy
 Circuit Length = 1.2079 miles
 Start: 15:19 Flag 15:28 End: 15:31

Printed - 15:35 Saturday, 28 March 2015

BMCRC - MRO Championships 2015 - Rnd 1 @ Brands Hatch Indy

RKB/BMCRC F1 & F2 Sidecars

RACE 19 - CLASSIFICATION

POS	NO	CL	PIC NAME	ENTRY	LAPS	TIME	GAP	DIFF	MPH	BEST	ON
1	114	F1	1 SMITH / ANDERSON	Suzuki LCR - SDC Performance	12	10:50.758			80.18	52.578	6
2	7	F1	2 GRAY / ALLUM	Suzuki LCR - Powerbiking	12	10:58.077	7.319	7.319	79.29	51.182	6
3	35	F2	1 REEVES / WILKES	Suzuki LCR - Reeves Water Services	12	11:00.768	10.010	2.691	78.97	53.140	6
4	44	F1	3 BODY / WINN	Suzuki LCR - Santander Salt	12	11:01.187	10.429	0.419	78.92	52.924	6
5	188	F2	2 M & R VANNIEUWENHUYSE	Honda Shelbourne - Norton Owners club Flanders E	12	11:08.251	17.493	7.064	78.08	54.367	4
6	14	F2	3 CHRISTIE / CHRISTIE	Honda CES - Ryedale Pools	12	11:16.168	25.410	7.917	77.17	54.665	8
7	117	F1	4 POTTINGER / DODD	Yamaha LCR - GB Precision Eng/Opal Fabrication	12	11:19.700	28.942	3.532	76.77	54.542	8
8	13	F2	4 DIX / PARKER	Yamaha Baker -	12	11:23.409	32.651	3.709	76.35	55.271	8
9	9	F2	5 DE MOTT / JONES	Suzuki Baker -	12	11:25.262	34.504	1.853	76.15	55.630	7
10	36	F2	6 PARNELL / CHRISTIE	Suzuki Shelbourne -	12	11:35.679	44.921	10.417	75.01	56.298	4
11	88	F2	7 LONGMORE / LONGMORE	Honda DMR -	12	11:41.105	50.347	5.426	74.43	56.618	8
12	10	F1	5 WEBB / PIDWILL	Suzuki LCR - ANtech Racing	11	10:52.204	1 Lap	1 Lap	73.34	57.040	7
13	17	F2	8 SCHOFIELD / WHITNALL	Suzuki Windle - Witch eLiquid	11	10:54.761	1 Lap	2.557	73.05	57.724	7
14	18	F2	9 BLACKWOOD / BLACKWOOD	Suzuki Shelbourne -	11	10:55.087	1 Lap	0.326	73.02	57.575	5
15	92	F1	6 HILDIGE / HILDIGE	Suzuki Windle - Les King	11	11:00.853	1 Lap	5.766	72.38	58.003	8
16	121	F1	7 LAWRENCE / HART	Yamaha LCR -	11	11:15.029	1 Lap	14.176	70.86	58.362	11
17	964	F2	10 ANDERSON / TILLEY	Honda -	11	11:17.848	1 Lap	2.819	70.56	59.350	11
18	71	F2	11 SCHOFIELD / HIGH	Honda Ireson - The Sand Witch Food Company	11	11:25.914	1 Lap	8.066	69.73	58.917	5
19	69	F1	8 HIRST / SCHOFIELD	Yamaha LCR - Leeds Parcel Company	11	11:26.742	1 Lap	0.828	69.65	59.016	5
20	136	F1	9 EDWARDS / EDWARDS	- Economy Heating Services	11	11:31.260	1 Lap	4.518	69.19	58.945	5
21	24	F2	12 WILBY / FITZPATRICK	Honda Shelbourne - Leeds Parcel Company Ltd	11	11:45.622	1 Lap	14.362	67.79	1:02.046	2
22	67	F1	10 PETTMAN / JEFFREY	Suzuki Windle - MJP Racing	10	11:48.497	2 Laps	1 Lap	61.37	1:08.033	10

NOT CLASSIFIED

DNF	25	F1	MACLAURIN / HOPE	Yamaha LCR - Fileder Filter Systems	11	10:19.197	1 Lap	0.000	77.25	52.768	7
DNF	57	F1	BROWN / CHRISTIE	Kawasaki LCR - Paymundo.com	7	6:12.108	5 Laps	4 Laps	81.80	50.753	5
DNF	4	F1	PEACH / RICHARDSON	Kawasaki LCR -	7	6:15.672	5 Laps	3.564	81.02	50.094	5
DNF	118	F1	BICKNELL / HAYNES	Suzuki LCR -	1	1:07.616	11 Laps	6 Laps	64.31	1:07.616	1
DNF	111	F1	CABLE / PAWSEY	Yamaha LCR -	1	1:16.703	11 Laps	9.087	56.69	1:16.703	1
DNF	58	F1	KIRK / HUGHES	Suzuki LCR -	0						

FASTEST LAP

4	F1	PEACH / RICHARDSON	Kawasaki LCR -	5	50.094	86.80 mph	139.70 kph
35	F2	REEVES / WILKES	Suzuki LCR - Reeves Water Services	6	53.140	81.83 mph	131.69 kph

Class F1 - 90% of Race Speed = 72.16 mph
 Class F2 - 90% of Race Speed = 71.07 mph

Brands Hatch Indy
 Circuit Length = 1.2079 miles
 Start: 18:15 Flag 18:26 End: 18:27

Weather / Track : Cloudy / Dry

These results are provisional until the conclusion of any judicial and technical matters.

Clerk Of Course :	Timekeeper :
-------------------	--------------

Results can be found at www.tsl-timing.com

Printed - 18:28 Saturday, 28 March 2015



BMCR - MRO Championships 2015 - Rnd 1 @ Brands Hatch Indy

RKB/BMCR F1 & F2 Sidecars

RACE 19 - LAP CHART

LAP 1 @ 18:16:59.030

NO	BEHIND	LAP TIME
57		1:01.538
35	1.624	1:03.162
44	2.548	1:04.086
188	3.505	1:05.043
114	3.609	1:05.147
14	4.375	1:05.913
13	5.036	1:06.574
9	5.719	1:07.257
118	6.078	1:07.616
117	6.157	1:07.695
4	6.500	1:08.038
88	7.042	1:08.580
36	7.772	1:09.310
17	8.983	1:10.521
18	9.643	1:11.181
964	9.682	1:11.220
7	9.804	1:11.342
10	9.910	1:11.448
25	11.764	1:13.302
24	12.737	1:14.275
71	13.108	1:14.646
92	13.136	1:14.674
121	14.596	1:16.134
136	14.711	1:16.249
111	15.165	1:16.703
69	15.593	1:17.131
67	23.071	1:24.609

LAP 2 @ 18:17:51.086

NO	BEHIND	LAP TIME
57		52.056
35	3.209	53.641
44	3.809	53.317
114	5.948	54.395
188	6.131	54.682
4	6.502	52.058
14	7.814	55.495
13	9.074	56.094
9	10.367	56.704
117	11.832	57.731
7	12.561	54.813
36	12.816	57.100
88	14.744	59.758
17	15.830	58.903
25	17.367	57.659
10	17.909	1:00.055
18	18.185	1:00.598
964	19.976	1:02.350
92	21.140	1:00.060
24	22.727	1:02.046
121	24.142	1:01.602
136	25.025	1:02.370
69	26.433	1:02.896
71	33.676	1:12.624
67	42.430	1:11.415

LAP 3 @ 18:18:43.198

NO	BEHIND	LAP TIME
57		52.112
35	5.286	54.189
4	5.655	51.265

44	5.747	54.050
114	7.309	53.473
188	8.956	54.937
14	10.902	55.200
13	13.066	56.104
9	14.128	55.873
7	15.902	55.453
117	16.562	56.842
36	17.646	56.942
88	19.832	57.200
25	20.190	54.935
17	22.076	58.358
10	23.108	57.311
18	25.616	59.543
92	28.209	59.181
964	28.979	1:01.115
121	32.894	1:00.864
136	33.266	1:00.353
24	33.627	1:03.012
69	34.612	1:00.291
71	42.092	1:00.528

LAP 4 @ 18:19:34.551

NO	BEHIND	LAP TIME
57		51.353
4	6.032	51.730
67	1 Lap	1:08.382
35	7.518	53.585
44	7.759	53.365
114	8.799	52.843
188	11.970	54.367
14	14.369	54.820
7	17.244	52.695
13	17.364	55.651
9	18.812	56.037
117	20.793	55.584
36	22.591	56.298
25	23.451	54.614
88	25.729	57.250
17	29.027	58.304
10	30.129	58.374
18	33.509	59.246
92	35.523	58.667
964	38.348	1:00.722
136	40.902	58.989
121	41.580	1:00.039
69	43.912	1:00.653
24	45.309	1:03.035
71	50.556	59.817

LAP 5 @ 18:20:25.304

NO	BEHIND	LAP TIME
57		50.753
4	5.373	50.094
35	10.047	53.282
44	10.538	53.532
114	10.865	52.819
188	15.975	54.758
7	19.612	53.121
14	19.737	56.121
13	23.655	57.044
9	24.654	56.595
117	25.265	55.225
67	1 Lap	1:09.381

25	26.147	53.449
36	28.417	56.579
88	32.077	57.101
17	36.055	57.781
10	36.830	57.454
18	40.331	57.575
92	42.776	58.006
964	47.611	1:00.016
136	49.094	58.945
121	49.492	58.665
69	52.175	59.016

LAP 6 @ 18:21:17.818

NO	BEHIND	LAP TIME
57		52.514
4	3.670	50.811
24	1 Lap	1:03.140
71	1 Lap	58.917
35	10.673	53.140
114	10.929	52.578
44	10.948	52.924
188	17.906	54.445
7	18.280	51.182
14	21.923	54.700
13	26.937	55.796
25	27.887	54.254
9	28.003	55.863
117	28.954	56.203
36	33.054	57.151
88	37.654	58.091
10	41.533	57.217
67	1 Lap	1:08.805
17	42.362	58.821
18	45.469	57.652
92	48.746	58.484

LAP 7 @ 18:22:09.600

NO	BEHIND	LAP TIME
57		51.782
4	3.564	51.676
964	1 Lap	1:00.916
121	1 Lap	59.657
136	1 Lap	1:00.345
69	1 Lap	59.906
114	12.125	52.978
35	13.048	54.157
44	13.898	54.732
71	1 Lap	59.639
24	1 Lap	1:03.259
7	19.366	52.868
188	20.599	54.475
14	24.943	54.802
25	28.873	52.768
13	30.942	55.787
117	31.764	54.592
9	31.851	55.630
36	37.656	56.384
88	42.846	56.974
10	46.791	57.040
17	48.304	57.724
18	51.404	57.717
92	55.758	58.794
67	1 Lap	1:09.248
121	1:05.007	1:00.154

LAP 8 @ 18:23:15.287

NO	BEHIND	LAP TIME
114		53.562
35	2.190	54.829
44	2.600	54.389
69	1 Lap	1:00.952
136	1 Lap	1:04.079
7	6.816	53.137
71	1 Lap	1:00.043
188	9.775	54.863
24	1 Lap	1:02.651
14	13.921	54.665
25	16.568	53.382
13	20.526	55.271
117	20.619	54.542
9	21.794	55.630
36	28.359	56.390
88	33.777	56.618
10	38.904	57.800
17	40.588	57.971
18	43.611	57.894
92	48.074	58.003

LAP 9 @ 18:24:08.531

NO	BEHIND	LAP TIME
114		53.244
35	6.382	57.436
121	1 Lap	1:00.356
44	7.420	58.064
964	1 Lap	1:00.877
7	7.554	53.982
69	1 Lap	1:01.051
67	2 Laps	1:10.326
188	12.144	55.613
136	1 Lap	1:03.314
71	1 Lap	59.228
14	15.788	55.111
25	17.373	54.049
117	22.388	55.013
24	1 Lap	1:03.155
13	23.559	56.277
9	24.467	55.917
36	31.961	56.846
88	37.475	56.942
10	44.987	59.327
17	46.382	59.038
18	48.549	58.182

LAP 10 @ 18:25:01.320

NO	BEHIND	LAP TIME
114		52.789
92	1 Lap	58.082
35	7.354	53.761
44	8.935	54.304
7	9.069	54.304
121	1 Lap	59.890
188	14.759	55.404
964	1 Lap	1:00.046
69	1 Lap	1:00.762
25	20.283	55.699
14	21.193	58.194

71	1 Lap	1:00.039
136	1 Lap	1:02.596
117	25.363	55.764
13	27.023	56.253
67	2 Laps	1:09.434
9	27.887	56.209
24	1 Lap	1:03.672
36	36.199	57.027
88	41.805	57.119
10	50.735	58.537
17	51.840	58.247

LAP 11 @ 18:25:54.346

NO	BEHIND	LAP TIME
114		53.026
18	1 Lap	57.658
92	1 Lap	58.691
35	7.777	53.449
7	8.128	52.085
44	10.186	54.277
188	16.926	55.193
121	1 Lap	59.306
964	1 Lap	59.875
25	22.343	55.086
14	23.915	55.748
69	1 Lap	1:02.144
117	27.993	55.656
71	1 Lap	1:00.641
13	29.679	55.682
9	32.018	57.157
136	1 Lap	1:02.395
36	42.255	59.082
67	2 Laps	1:08.864
24	1 Lap	1:02.718
88	45.870	57.091

LAP 12 @ 18:26:48.250

NO	BEHIND	LAP TIME
114		53.904
10	1 Lap	57.641
17	1 Lap	59.093
18	1 Lap	57.841
7	7.319	53.095
35	10.010	56.137
92	1 Lap	58.211
44	10.429	54.147
188	17.493	54.471
121	1 Lap	58.362
14	25.410	55.399
964	1 Lap	59.350
117	28.942	54.853
13	32.651	56.876
9	34.504	56.390
71	1 Lap	59.792
69	1 Lap	1:01.940
136	1 Lap	1:01.625
36	44.921	56.570
88	50.347	58.381
24	1 Lap	1:04.659
67	2 Laps	1:08.033

Brands Hatch Indy

Circuit Length = 1.2079 miles

Start: 18:15 Flag 18:26 End: 18:27

Weather / Track : Cloudy / Dry

BMCRC - MRO Championships 2015 - Rnd 1 @ Brands Hatch Indy

RKB/BMCRC F1 & F2 Sidecars

RACE 19 - SECTOR ANALYSIS

SECTOR 1 = FL to I1, SECTOR 2 = I1 to I2, SECTOR 3 = I2 to FL, DIFF = Difference To Personal Best Lap

P1 114 F1 SMITH / ANDERSON			Suzuki LCR - SDC Performance			
IDEAL LAP TIME : 52.447		BEST LAP TIME : 52.578		DIFFERENCE : 0.131		
LAP	SECTOR 1	SECTOR 2	LAP TIME	MPH	DIFF	TIME OF DAY
1 -		21.847	1:05.147	66.75	12.569	18:17:02.639
2 -	32.753	21.642	54.395	79.94	1.817	18:17:57.034
3 -	32.091	21.382	53.473	81.32	0.895	18:18:50.507
4 -	31.755	21.088	52.843	82.29	0.265	18:19:43.350
5 -	31.853	20.966	52.819 (3)	82.33	0.241	18:20:36.169
6 -	31.576	21.002	52.578 (1)	82.70		18:21:28.747
7 -	31.586	21.392	52.978	82.08	0.400	18:22:21.725
8 -	32.094	21.468	53.562	81.18	0.984	18:23:15.287
9 -	31.921	21.323	53.244	81.67	0.666	18:24:08.531
10 -	31.567	21.222	52.789 (2)	82.37	0.211	18:25:01.320
11 -	31.481	21.545	53.026	82.00	0.448	18:25:54.346
12 -	32.528	21.376	53.904	80.67	1.326	18:26:48.250

P2 7 F1 GRAY / ALLUM			Suzuki LCR - Powerbiking			
IDEAL LAP TIME : 51.182		BEST LAP TIME : 51.182		DIFFERENCE : 0.000		
LAP	SECTOR 1	SECTOR 2	LAP TIME	MPH	DIFF	TIME OF DAY
1 -		22.673	1:11.342	60.95	20.160	18:17:08.834
2 -	33.273	21.540	54.813	79.33	3.631	18:18:03.647
3 -	34.070	21.383	55.453	78.41	4.271	18:18:59.100
4 -	31.564	21.131	52.695 (3)	82.52	1.513	18:19:51.795
5 -	31.421	21.700	53.121	81.86	1.939	18:20:44.916
6 -	30.720	20.462	51.182 (1)	84.96		18:21:36.098
7 -	31.845	21.023	52.868	82.25	1.686	18:22:28.966
8 -	31.985	21.152	53.137	81.83	1.955	18:23:22.103
9 -	31.760	22.222	53.982	80.55	2.800	18:24:16.085
10 -	33.207	21.097	54.304	80.07	3.122	18:25:10.389
11 -	31.213	20.872	52.085 (2)	83.49	0.903	18:26:02.474
12 -	32.103	20.992	53.095	81.90	1.913	18:26:55.569

P3 35 F2 REEVES / WILKES			Suzuki LCR - Reeves Water Services			
IDEAL LAP TIME : 53.048		BEST LAP TIME : 53.140		DIFFERENCE : 0.092		
LAP	SECTOR 1	SECTOR 2	LAP TIME	MPH	DIFF	TIME OF DAY
1 -		21.623	1:03.162	68.84	10.022	18:17:00.654
2 -	31.996	21.645	53.641	81.06	0.501	18:17:54.295
3 -	32.445	21.744	54.189	80.24	1.049	18:18:48.484
4 -	32.164	21.421	53.585	81.15	0.445	18:19:42.069
5 -	31.814	21.468	53.282 (2)	81.61	0.142	18:20:35.351
6 -	31.627	21.513	53.140 (1)	81.83		18:21:28.491
7 -	32.036	22.121	54.157	80.29	1.017	18:22:22.648
8 -	32.350	22.479	54.829	79.31	1.689	18:23:17.477
9 -	33.970	23.466	57.436	75.71	4.296	18:24:14.913
10 -	32.173	21.588	53.761	80.88	0.621	18:25:08.674
11 -	31.985	21.464	53.449 (3)	81.35	0.309	18:26:02.123
12 -	32.874	23.263	56.137	77.46	2.997	18:26:58.260

P4 44 F1 BODY / WINN			Suzuki LCR - Santander Salt			
IDEAL LAP TIME : 52.871		BEST LAP TIME : 52.924		DIFFERENCE : 0.053		
LAP	SECTOR 1	SECTOR 2	LAP TIME	MPH	DIFF	TIME OF DAY
1 -		21.829	1:04.086	67.85	11.162	18:17:01.578
2 -	31.806	21.511	53.317 (2)	81.56	0.393	18:17:54.895
3 -	32.125	21.925	54.050	80.45	1.126	18:18:48.945
4 -	32.125	21.240	53.365 (3)	81.48	0.441	18:19:42.310
5 -	32.154	21.378	53.532	81.23	0.608	18:20:35.842
6 -	31.631	21.293	52.924 (1)	82.16		18:21:28.766
7 -	32.325	22.407	54.732	79.45	1.808	18:22:23.498
8 -	32.180	22.209	54.389	79.95	1.465	18:23:17.887
9 -	33.995	24.069	58.064	74.89	5.140	18:24:15.951

Weather / Track : Cloudy / Dry

Brands Hatch Indy
Circuit Length = 1.2079 miles
Start: 18:15 Flag 18:26 End: 18:27

BMCRC - MRO Championships 2015 - Rnd 1 @ Brands Hatch Indy

RKB/BMCRC F1 & F2 Sidecars

RACE 19 - SECTOR ANALYSIS

SECTOR 1 = FL to I1, SECTOR 2 = I1 to I2, SECTOR 3 = I2 to FL, DIFF = Difference To Personal Best Lap

10 -	32.712	21.592	54.304	80.07	1.380	18:25:10.255
11 -	32.560	21.717	54.277	80.11	1.353	18:26:04.532
12 -	32.349	21.798	54.147	80.31	1.223	18:26:58.679

P5	188 F2	M & R VANNIEUWENHUYSE	Honda Shelbourne - Norton Owners club Flanders Branch			
IDEAL LAP TIME : 54.177		BEST LAP TIME : 54.367	DIFFERENCE : 0.190			

LAP	SECTOR 1	SECTOR 2	LAP TIME	MPH	DIFF	TIME OF DAY
1 -		22.256	1:05.043	66.85	10.676	18:17:02.535
2 -	32.638	22.044	54.682	79.52	0.315	18:17:57.217
3 -	32.955	21.982	54.937	79.15	0.570	18:18:52.154
4 -	32.572	21.795	54.367 (1)	79.98		18:19:46.521
5 -	32.796	21.962	54.758	79.41	0.391	18:20:41.279
6 -	32.685	21.760	54.445 (2)	79.87	0.078	18:21:35.724
7 -	32.502	21.973	54.475	79.82	0.108	18:22:30.199
8 -	32.662	22.201	54.863	79.26	0.496	18:23:25.062
9 -	33.265	22.348	55.613	78.19	1.246	18:24:20.675
10 -	33.560	21.844	55.404	78.48	1.037	18:25:16.079
11 -	33.257	21.936	55.193	78.78	0.826	18:26:11.272
12 -	32.417	22.054	54.471 (3)	79.83	0.104	18:27:05.743

P6	14 F2	CHRISTIE / CHRISTIE	Honda CES - Ryedale Pools			
IDEAL LAP TIME : 54.237		BEST LAP TIME : 54.665	DIFFERENCE : 0.428			

LAP	SECTOR 1	SECTOR 2	LAP TIME	MPH	DIFF	TIME OF DAY
1 -		22.361	1:05.913	65.97	11.248	18:17:03.405
2 -	33.202	22.293	55.495	78.36	0.830	18:17:58.900
3 -	32.927	22.273	55.200	78.77	0.535	18:18:54.100
4 -	32.653	22.167	54.820	79.32	0.155	18:19:48.920
5 -	33.871	22.250	56.121	77.48	1.456	18:20:45.041
6 -	32.900	21.800	54.700 (2)	79.49	0.035	18:21:39.741
7 -	32.670	22.132	54.802 (3)	79.35	0.137	18:22:34.543
8 -	32.437	22.228	54.665 (1)	79.55		18:23:29.208
9 -	32.748	22.363	55.111	78.90	0.446	18:24:24.319
10 -	35.185	23.009	58.194	74.72	3.529	18:25:22.513
11 -	33.476	22.272	55.748	78.00	1.083	18:26:18.261
12 -	33.109	22.290	55.399	78.49	0.734	18:27:13.660

P7	117 F1	POTTINGER / DODD	Yamaha LCR - GB Precision Eng/Opal Fabrication			
IDEAL LAP TIME : 54.024		BEST LAP TIME : 54.542	DIFFERENCE : 0.518			

LAP	SECTOR 1	SECTOR 2	LAP TIME	MPH	DIFF	TIME OF DAY
1 -		22.965	1:07.695	64.23	13.153	18:17:05.187
2 -	35.231	22.500	57.731	75.32	3.189	18:18:02.918
3 -	34.409	22.433	56.842	76.50	2.300	18:18:59.760
4 -	33.509	22.075	55.584	78.23	1.042	18:19:55.344
5 -	33.012	22.213	55.225	78.74	0.683	18:20:50.569
6 -	34.150	22.053	56.203	77.37	1.661	18:21:46.772
7 -	33.001	21.591	54.592 (2)	79.65	0.050	18:22:41.364
8 -	32.663	21.879	54.542 (1)	79.72		18:23:35.906
9 -	32.433	22.580	55.013	79.04	0.471	18:24:30.919
10 -	32.625	23.139	55.764	77.98	1.222	18:25:26.683
11 -	32.680	22.976	55.656	78.13	1.114	18:26:22.339
12 -	32.834	22.019	54.853 (3)	79.27	0.311	18:27:17.192

P8	13 F2	DIX / PARKER	Yamaha Baker -			
IDEAL LAP TIME : 55.139		BEST LAP TIME : 55.271	DIFFERENCE : 0.132			

LAP	SECTOR 1	SECTOR 2	LAP TIME	MPH	DIFF	TIME OF DAY
1 -		22.666	1:06.574	65.31	11.303	18:17:04.066
2 -	33.825	22.269	56.094	77.52	0.823	18:18:00.160
3 -	33.618	22.486	56.104	77.50	0.833	18:18:56.264
4 -	33.384	22.267	55.651 (2)	78.14	0.380	18:19:51.915
5 -	33.701	23.343	57.044	76.23	1.773	18:20:48.959

Weather / Track : Cloudy / Dry

Brands Hatch Indy
Circuit Length = 1.2079 miles
Start: 18:15 Flag 18:26 End: 18:27

BMCRC - MRO Championships 2015 - Rnd 1 @ Brands Hatch Indy

RKB/BMCRC F1 & F2 Sidecars

RACE 19 - SECTOR ANALYSIS

SECTOR 1 = FL to I1, SECTOR 2 = I1 to I2, SECTOR 3 = I2 to FL, DIFF = Difference To Personal Best Lap

6 -	33.339	22.457	55.796	77.93	0.525	18:21:44.755
7 -	33.493	22.294	55.787	77.95	0.516	18:22:40.542
8 -	32.962	22.309	55.271 (1)	78.67		18:23:35.813
9 -	33.663	22.614	56.277	77.27	1.006	18:24:32.090
10 -	33.489	22.764	56.253	77.30	0.982	18:25:28.343
11 -	33.505	22.177	55.682 (3)	78.09	0.411	18:26:24.025
12 -	34.657	22.219	56.876	76.45	1.605	18:27:20.901

P9 9 F2 DE MOTT / JONES			Suzuki Baker -			
IDEAL LAP TIME : 55.509		BEST LAP TIME : 55.630		DIFFERENCE : 0.121		
LAP	SECTOR 1	SECTOR 2	LAP TIME	MPH	DIFF	TIME OF DAY
1 -		22.881	1:07.257	64.65	11.627	18:17:04.749
2 -	34.032	22.672	56.704	76.68	1.074	18:18:01.453
3 -	33.318	22.555	55.873	77.83	0.243	18:18:57.326
4 -	33.347	22.690	56.037	77.60	0.407	18:19:53.363
5 -	33.402	23.193	56.595	76.83	0.965	18:20:49.958
6 -	33.374	22.489	55.863 (3)	77.84	0.233	18:21:45.821
7 -	33.166	22.464	55.630 (1)	78.17		18:22:41.451
8 -	33.212	22.418	55.630 (1)	78.17		18:23:37.081
9 -	33.295	22.622	55.917	77.76	0.287	18:24:32.998
10 -	33.866	22.343	56.209	77.36	0.579	18:25:29.207
11 -	33.764	23.393	57.157	76.08	1.527	18:26:26.364
12 -	33.737	22.653	56.390	77.11	0.760	18:27:22.754

P10 36 F2 PARNELL / CHRISTIE			Suzuki Shelbourne -			
IDEAL LAP TIME : 55.967		BEST LAP TIME : 56.298		DIFFERENCE : 0.331		
LAP	SECTOR 1	SECTOR 2	LAP TIME	MPH	DIFF	TIME OF DAY
1 -		23.420	1:09.310	62.74	13.012	18:17:06.802
2 -	34.656	22.444	57.100	76.15	0.802	18:18:03.902
3 -	34.677	22.265	56.942	76.36	0.644	18:19:00.844
4 -	33.702	22.596	56.298 (1)	77.24		18:19:57.142
5 -	34.013	22.566	56.579	76.85	0.281	18:20:53.721
6 -	34.462	22.689	57.151	76.08	0.853	18:21:50.872
7 -	33.988	22.396	56.384 (2)	77.12	0.086	18:22:47.256
8 -	33.902	22.488	56.390 (3)	77.11	0.092	18:23:43.646
9 -	33.945	22.901	56.846	76.49	0.548	18:24:40.492
10 -	34.151	22.876	57.027	76.25	0.729	18:25:37.519
11 -	33.944	25.138	59.082	73.60	2.784	18:26:36.601
12 -	34.128	22.442	56.570	76.87	0.272	18:27:33.171

P11 88 F2 LONGMORE / LONGMORE			Honda DMR -			
IDEAL LAP TIME : 56.337		BEST LAP TIME : 56.618		DIFFERENCE : 0.281		
LAP	SECTOR 1	SECTOR 2	LAP TIME	MPH	DIFF	TIME OF DAY
1 -		22.870	1:08.580	63.40	11.962	18:17:06.072
2 -	36.325	23.433	59.758	72.77	3.140	18:18:05.830
3 -	34.249	22.951	57.200	76.02	0.582	18:19:03.030
4 -	34.503	22.747	57.250	75.95	0.632	18:20:00.280
5 -	33.874	23.227	57.101	76.15	0.483	18:20:57.381
6 -	34.909	23.182	58.091	74.85	1.473	18:21:55.472
7 -	34.002	22.972	56.974 (3)	76.32	0.356	18:22:52.446
8 -	33.590	23.028	56.618 (1)	76.80		18:23:49.064
9 -	33.801	23.141	56.942 (2)	76.36	0.324	18:24:46.006
10 -	34.121	22.998	57.119	76.13	0.501	18:25:43.125
11 -	34.068	23.023	57.091	76.16	0.473	18:26:40.216
12 -	35.228	23.153	58.381	74.48	1.763	18:27:38.597

P12 10 F1 WEBB / PIDWILL			Suzuki LCR - ANtech Racing			
IDEAL LAP TIME : 56.715		BEST LAP TIME : 57.040		DIFFERENCE : 0.325		
LAP	SECTOR 1	SECTOR 2	LAP TIME	MPH	DIFF	TIME OF DAY
1 -		23.534	1:11.448	60.86	14.408	18:17:08.940

Weather / Track : Cloudy / Dry

Brands Hatch Indy
Circuit Length = 1.2079 miles
Start: 18:15 Flag 18:26 End: 18:27

BMCRC - MRO Championships 2015 - Rnd 1 @ Brands Hatch Indy

RKB/BMCRC F1 & F2 Sidecars

RACE 19 - SECTOR ANALYSIS

SECTOR 1 = FL to I1, SECTOR 2 = I1 to I2, SECTOR 3 = I2 to FL, DIFF = Difference To Personal Best Lap

2 -	35.808	24.247	1:00.055	72.41	3.015	18:18:08.995
3 -	34.257	23.054	57.311 (3)	75.87	0.271	18:19:06.306
4 -	34.519	23.855	58.374	74.49	1.334	18:20:04.680
5 -	34.389	23.065	57.454	75.68	0.414	18:21:02.134
6 -	34.165	23.052	57.217 (2)	76.00	0.177	18:21:59.351
7 -	33.979	23.061	57.040 (1)	76.23		18:22:56.391
8 -	34.425	23.375	57.800	75.23	0.760	18:23:54.191
9 -	35.472	23.855	59.327	73.29	2.287	18:24:53.518
10 -	34.848	23.689	58.537	74.28	1.497	18:25:52.055
11 -	34.905	22.736	57.641	75.44	0.601	18:26:49.696

P13 17 F2 SCHOFIELD / WHITNALL			Suzuki Windle - Witch eLiquid			
IDEAL LAP TIME : 57.471		BEST LAP TIME : 57.724		DIFFERENCE : 0.253		
LAP	SECTOR 1	SECTOR 2	LAP TIME	MPH	DIFF	TIME OF DAY
1 -		23.617	1:10.521	61.66	12.797	18:17:08.013
2 -	35.802	23.101	58.903	73.82	1.179	18:18:06.916
3 -	35.336	23.022	58.358	74.51	0.634	18:19:05.274
4 -	34.988	23.316	58.304	74.58	0.580	18:20:03.578
5 -	34.667	23.114	57.781 (2)	75.26	0.057	18:21:01.359
6 -	35.078	23.743	58.821	73.92	1.097	18:22:00.180
7 -	34.920	22.804	57.724 (1)	75.33		18:22:57.904
8 -	34.923	23.048	59.971 (3)	75.01	0.247	18:23:55.875
9 -	35.137	23.901	59.038	73.65	1.314	18:24:54.913
10 -	34.881	23.366	58.247	74.65	0.523	18:25:53.160
11 -	35.620	23.473	59.093	73.58	1.369	18:26:52.253

P14 18 F2 BLACKWOOD / BLACKWOOD			Suzuki Shelbourne -			
IDEAL LAP TIME : 57.478		BEST LAP TIME : 57.575		DIFFERENCE : 0.097		
LAP	SECTOR 1	SECTOR 2	LAP TIME	MPH	DIFF	TIME OF DAY
1 -		23.691	1:11.181	61.09	13.606	18:17:08.673
2 -	36.562	24.036	1:00.598	71.76	3.023	18:18:09.271
3 -	35.708	23.835	59.543	73.03	1.968	18:19:08.814
4 -	35.919	23.327	59.246	73.39	1.671	18:20:08.060
5 -	34.586	22.989	57.575 (1)	75.52		18:21:05.635
6 -	34.552	23.100	57.652 (2)	75.42	0.077	18:22:03.287
7 -	34.728	22.989	57.717	75.34	0.142	18:23:01.004
8 -	34.537	23.357	57.894	75.11	0.319	18:23:58.898
9 -	35.007	23.175	58.182	74.74	0.607	18:24:57.080
10 -	34.489	23.169	57.658 (3)	75.42	0.083	18:25:54.738
11 -	34.569	23.272	57.841	75.18	0.266	18:26:52.579

P15 92 F1 HILDIGE / HILDIGE			Suzuki Windle - Les King			
IDEAL LAP TIME : 57.552		BEST LAP TIME : 58.003		DIFFERENCE : 0.451		
LAP	SECTOR 1	SECTOR 2	LAP TIME	MPH	DIFF	TIME OF DAY
1 -		24.542	1:14.674	58.23	16.671	18:17:12.166
2 -	36.624	23.436	1:00.060	72.40	2.057	18:18:12.226
3 -	35.377	23.804	59.181	73.47	1.178	18:19:11.407
4 -	35.410	23.257	58.667	74.12	0.664	18:20:10.074
5 -	34.754	23.252	58.006 (2)	74.96	0.003	18:21:08.080
6 -	35.359	23.125	58.484	74.35	0.481	18:22:06.564
7 -	35.447	23.347	58.794	73.96	0.791	18:23:05.358
8 -	34.972	23.031	58.003 (1)	74.97		18:24:03.361
9 -	34.661	23.421	58.082 (3)	74.87	0.079	18:25:01.443
10 -	35.271	23.420	58.691	74.09	0.688	18:26:00.134
11 -	34.521	23.690	58.211	74.70	0.208	18:26:58.345

P16 121 F1 LAWRENCE / HART			Yamaha LCR -			
IDEAL LAP TIME : 58.291		BEST LAP TIME : 58.362		DIFFERENCE : 0.071		
LAP	SECTOR 1	SECTOR 2	LAP TIME	MPH	DIFF	TIME OF DAY
1 -		25.521	1:16.134	57.11	17.772	18:17:13.626

Weather / Track : Cloudy / Dry

Brands Hatch Indy
Circuit Length = 1.2079 miles
Start: 18:15 Flag 18:26 End: 18:27

BMCRC - MRO Championships 2015 - Rnd 1 @ Brands Hatch Indy

RKB/BMCRC F1 & F2 Sidecars

RACE 19 - SECTOR ANALYSIS

SECTOR 1 = FL to I1, SECTOR 2 = I1 to I2, SECTOR 3 = I2 to FL, DIFF = Difference To Personal Best Lap

2 -	37.119	24.483	1:01.602	70.59	3.240	18:18:15.228
3 -	36.177	24.687	1:00.864	71.44	2.502	18:19:16.092
4 -	36.429	23.610	1:00.039	72.42	1.677	18:20:16.131
5 -	35.125	23.540	58.665 (2)	74.12	0.303	18:21:14.796
6 -	35.798	23.859	59.657	72.89	1.295	18:22:14.453
7 -	36.204	23.950	1:00.154	72.29	1.792	18:23:14.607
8 -	36.631	23.725	1:00.356	72.04	1.994	18:24:14.963
9 -	35.939	23.951	59.890	72.60	1.528	18:25:14.853
10 -	36.011	23.295	59.306 (3)	73.32	0.944	18:26:14.159
11 -	35.196	23.166	58.362 (1)	74.51		18:27:12.521

P17 964 F2 ANDERSON / TILLEY			Honda -			
IDEAL LAP TIME : 59.318		BEST LAP TIME : 59.350		DIFFERENCE : 0.032		
LAP	SECTOR 1	SECTOR 2	LAP TIME	MPH	DIFF	TIME OF DAY
1 -		24.314	1:11.220	61.05	11.870	18:17:08.712
2 -	37.352	24.998	1:02.350	69.74	3.000	18:18:11.062
3 -	36.584	24.531	1:01.115	71.15	1.765	18:19:12.177
4 -	36.754	23.968	1:00.722	71.61	1.372	18:20:12.899
5 -	36.016	24.000	1:00.016 (3)	72.45	0.666	18:21:12.915
6 -	36.414	24.502	1:00.916	71.38	1.566	18:22:13.831
7 -	36.844	24.517	1:01.361	70.86	2.011	18:23:15.192
8 -	36.514	24.363	1:00.877	71.43	1.527	18:24:16.069
9 -	36.325	23.721	1:00.046	72.42	0.696	18:25:16.115
10 -	36.337	23.538	59.875 (2)	72.62	0.525	18:26:15.990
11 -	35.780	23.570	59.350 (1)	73.27		18:27:15.340

P18 71 F2 SCHOFIELD / HIGH			Honda Ireson - The Sand Witch Food Company			
IDEAL LAP TIME : 58.917		BEST LAP TIME : 58.917		DIFFERENCE : 0.000		
LAP	SECTOR 1	SECTOR 2	LAP TIME	MPH	DIFF	TIME OF DAY
1 -		25.091	1:14.646	58.25	15.729	18:17:12.138
2 -	36.709	35.915	1:12.624	59.87	13.707	18:18:24.762
3 -	36.036	24.492	1:00.528	71.84	1.611	18:19:25.290
4 -	35.600	24.217	59.817	72.69	0.900	18:20:25.107
5 -	35.027	23.890	58.917 (1)	73.80		18:21:24.024
6 -	35.426	24.213	59.639 (3)	72.91	0.722	18:22:23.663
7 -	35.319	24.724	1:00.043	72.42	1.126	18:23:23.706
8 -	35.192	24.036	59.228 (2)	73.42	0.311	18:24:22.934
9 -	35.692	24.347	1:00.039	72.42	1.122	18:25:22.973
10 -	35.345	25.296	1:00.641	71.71	1.724	18:26:23.614
11 -	35.688	24.104	59.792	72.72	0.875	18:27:23.406

P19 69 F1 HIRST / SCHOFIELD			Yamaha LCR - Leeds Parcel Company			
IDEAL LAP TIME : 59.016		BEST LAP TIME : 59.016		DIFFERENCE : 0.000		
LAP	SECTOR 1	SECTOR 2	LAP TIME	MPH	DIFF	TIME OF DAY
1 -		25.247	1:17.131	56.37	18.115	18:17:14.623
2 -	38.063	24.833	1:02.896	69.13	3.880	18:18:17.519
3 -	36.565	23.726	1:00.291 (3)	72.12	1.275	18:19:17.810
4 -	36.533	24.120	1:00.653	71.69	1.637	18:20:18.463
5 -	36.016	23.000	59.016 (1)	73.68		18:21:17.479
6 -	36.317	23.589	59.906 (2)	72.59	0.890	18:22:17.385
7 -	36.780	24.172	1:00.952	71.34	1.936	18:23:18.337
8 -	36.843	24.208	1:01.051	71.22	2.035	18:24:19.388
9 -	36.852	23.910	1:00.762	71.56	1.746	18:25:20.150
10 -	37.563	24.581	1:02.144	69.97	3.128	18:26:22.294
11 -	37.867	24.073	1:01.940	70.20	2.924	18:27:24.234

P20 136 F1 EDWARDS / EDWARDS			- Economy Heating Services			
IDEAL LAP TIME : 58.794		BEST LAP TIME : 58.945		DIFFERENCE : 0.151		
LAP	SECTOR 1	SECTOR 2	LAP TIME	MPH	DIFF	TIME OF DAY
1 -		24.934	1:16.249	57.03	17.304	18:17:13.741

Weather / Track : Cloudy / Dry

Brands Hatch Indy
Circuit Length = 1.2079 miles
Start: 18:15 Flag 18:26 End: 18:27

BMCRC - MRO Championships 2015 - Rnd 1 @ Brands Hatch Indy

RKB/BMCRC F1 & F2 Sidecars

RACE 19 - SECTOR ANALYSIS

SECTOR 1 = FL to I1, SECTOR 2 = I1 to I2, SECTOR 3 = I2 to FL, DIFF = Difference To Personal Best Lap

2 -	37.838	24.532	1:02.370	69.72	3.425	18:18:16.111
3 -	36.178	24.175	1:00.353	72.05	1.408	18:19:16.464
4 -	35.346	23.643	58.989 (2)	73.71	0.044	18:20:15.453
5 -	35.151	23.794	58.945 (1)	73.77		18:21:14.398
6 -	35.976	24.369	1:00.345 (3)	72.06	1.400	18:22:14.743
7 -	37.863	26.216	1:04.079	67.86	5.134	18:23:18.822
8 -	38.430	24.884	1:03.314	68.68	4.369	18:24:22.136
9 -	37.885	24.711	1:02.596	69.47	3.651	18:25:24.732
10 -	37.707	24.688	1:02.395	69.69	3.450	18:26:27.127
11 -	36.777	24.848	1:01.625	70.56	2.680	18:27:28.752

P21 24 F2 WILBY / FITZPATRICK			Honda Shelbourne - Leeds Parcel Company Ltd			
IDEAL LAP TIME : 1:01.964		BEST LAP TIME : 1:02.046		DIFFERENCE : 0.082		
LAP	SECTOR 1	SECTOR 2	LAP TIME	MPH	DIFF	TIME OF DAY
1 -		24.965	1:14.275	58.54	12.229	18:17:11.767
2 -	37.117	24.929	1:02.046 (1)	70.08		18:18:13.813
3 -	37.296	25.716	1:03.012	69.01	0.966	18:19:16.825
4 -	37.691	25.344	1:03.035	68.98	0.989	18:20:19.860
5 -	37.905	25.235	1:03.140	68.87	1.094	18:21:23.000
6 -	37.880	25.379	1:03.259	68.74	1.213	18:22:26.259
7 -	37.589	25.062	1:02.651 (2)	69.40	0.605	18:23:28.910
8 -	37.877	25.278	1:03.155	68.85	1.109	18:24:32.065
9 -	38.463	25.209	1:03.672	68.29	1.626	18:25:35.737
10 -	37.871	24.847	1:02.718 (3)	69.33	0.672	18:26:38.455
11 -	39.723	24.936	1:04.659	67.25	2.613	18:27:43.114

P22 67 F1 PETTMAN / JEFFREY			Suzuki Windle - MJP Racing			
IDEAL LAP TIME : 1:07.434		BEST LAP TIME : 1:08.033		DIFFERENCE : 0.599		
LAP	SECTOR 1	SECTOR 2	LAP TIME	MPH	DIFF	TIME OF DAY
1 -		28.555	1:24.609	51.39	16.576	18:17:22.101
2 -	43.515	27.900	1:11.415	60.89	3.382	18:18:33.516
3 -	41.690	26.692	1:08.382 (2)	63.59	0.349	18:19:41.898
4 -	41.818	27.563	1:09.381	62.67	1.348	18:20:51.279
5 -	41.497	27.308	1:08.805 (3)	63.20	0.772	18:22:00.084
6 -	42.369	26.879	1:09.248	62.79	1.215	18:23:09.332
7 -	42.331	27.995	1:10.326	61.83	2.293	18:24:19.658
8 -	42.545	26.889	1:09.434	62.62	1.401	18:25:29.092
9 -	42.145	26.719	1:08.864	63.14	0.831	18:26:37.956
10 -	40.742	27.291	1:08.033 (1)	63.91		18:27:45.989

P23 25 F1 MACLAURIN / HOPE			Yamaha LCR - Filerd Filter Systems			
IDEAL LAP TIME : 52.768		BEST LAP TIME : 52.768		DIFFERENCE : 0.000		
LAP	SECTOR 1	SECTOR 2	LAP TIME	MPH	DIFF	TIME OF DAY
1 -		23.787	1:13.302	59.32	20.534	18:17:10.794
2 -	34.381	23.278	57.659	75.41	4.891	18:18:08.453
3 -	33.098	21.837	54.935	79.15	2.167	18:19:03.388
4 -	32.908	21.706	54.614	79.62	1.846	18:19:58.002
5 -	31.685	21.764	53.449 (3)	81.35	0.681	18:20:51.451
6 -	32.563	21.691	54.254	80.15	1.486	18:21:45.705
7 -	31.276	21.492	52.768 (1)	82.40		18:22:38.473
8 -	31.469	21.913	53.382 (2)	81.46	0.614	18:23:31.855
9 -	32.470	21.579	54.049	80.45	1.281	18:24:25.904
10 -	33.393	22.306	55.699	78.07	2.931	18:25:21.603
11 -	32.906	22.180	55.086	78.94	2.318	18:26:16.689

P24 57 F1 BROWN / CHRISTIE			Kawasaki LCR - Paymundo.com			
IDEAL LAP TIME : 50.753		BEST LAP TIME : 50.753		DIFFERENCE : 0.000		
LAP	SECTOR 1	SECTOR 2	LAP TIME	MPH	DIFF	TIME OF DAY
1 -		21.208	1:01.538	70.66	10.785	18:16:59.030
2 -	31.068	20.988	52.056	83.53	1.303	18:17:51.086

Weather / Track : Cloudy / Dry

Brands Hatch Indy
Circuit Length = 1.2079 miles
Start: 18:15 Flag 18:26 End: 18:27

BMCRC - MRO Championships 2015 - Rnd 1 @ Brands Hatch Indy

RKB/BMCRC F1 & F2 Sidecars

RACE 19 - SECTOR ANALYSIS

SECTOR 1 = FL to I1, SECTOR 2 = I1 to I2, SECTOR 3 = I2 to FL, DIFF = Difference To Personal Best Lap

3 -	31.413	20.699	52.112	83.44	1.359	18:18:43.198
4 -	30.854	20.499	51.353 (2)	84.68	0.600	18:19:34.551
5 -	30.404	20.349	50.753 (1)	85.68		18:20:25.304
6 -	31.824	20.690	52.514	82.80	1.761	18:21:17.818
7 -	31.244	20.538	51.782 (3)	83.97	1.029	18:22:09.600

LAP	SECTOR 1	SECTOR 2	LAP TIME	MPH	DIFF	TIME OF DAY
1 -		21.648	1:08.038	63.91	17.944	18:17:05.530
2 -	31.402	20.656	52.058	83.53	1.964	18:17:57.588
3 -	30.929	20.336	51.265 (3)	84.82	1.171	18:18:48.853
4 -	31.345	20.385	51.730	84.06	1.636	18:19:40.583
5 -	29.911	20.183	50.094 (1)	86.80		18:20:30.677
6 -	30.075	20.736	50.811 (2)	85.58	0.717	18:21:21.488
7 -	30.724	20.952	51.676	84.15	1.582	18:22:13.164

LAP	SECTOR 1	SECTOR 2	LAP TIME	MPH	DIFF	TIME OF DAY
1 -		22.246	1:07.616 (1)	64.31		18:17:05.108

LAP	SECTOR 1	SECTOR 2	LAP TIME	MPH	DIFF	TIME OF DAY
1 -		24.827	1:16.703 (1)	56.69		18:17:14.195

LAP	SECTOR 1	SECTOR 2	LAP TIME	MPH	DIFF	TIME OF DAY
1 -		24.827	1:16.703 (1)	56.69		18:17:14.195

BMCRC - MRO Championships 2015 - Rnd 1 @ Brands Hatch Indy

RKB/BMCRC F1 & F2 Sidecars

RACE 19 - BEST SECTORS

SECTOR 1			SECTOR 2			IDEAL / BEST COMPARISON						
POS	NO	NAME	TIME	NO	NAME	TIME	POS	NO	NAME	IDEAL	BEST	DIFF
									PERFECT LAP	50.094		
1	4	PEACH / RICHARDSON	29.911	4	PEACH / RICHARDSON	20.183	1	4	PEACH / RICHARDSON	50.094	50.094	0.000
2	57	BROWN / CHRISTIE	30.404	57	BROWN / CHRISTIE	20.349	2	57	BROWN / CHRISTIE	50.753	50.753	0.000
3	7	GRAY / ALLUM	30.720	7	GRAY / ALLUM	20.462	3	7	GRAY / ALLUM	51.182	51.182	0.000
4	25	MACLAURIN / HOPE	31.276	114	SMITH / ANDERSON	20.966	4	114	SMITH / ANDERSON	52.447	52.578	0.131
5	114	SMITH / ANDERSON	31.481	44	BODY / WINN	21.240	5	25	MACLAURIN / HOPE	52.768	52.768	0.000
6	35	REEVES / WILKES	31.627	35	REEVES / WILKES	21.421	6	44	BODY / WINN	52.871	52.924	0.053
7	44	BODY / WINN	31.631	25	MACLAURIN / HOPE	21.492	7	35	REEVES / WILKES	53.048	53.140	0.092
8	188	M & R VANNIEUWENHUYSE	32.417	117	POTTINGER / DODD	21.591	8	117	POTTINGER / DODD	54.024	54.542	0.518
9	117	POTTINGER / DODD	32.433	188	M & R VANNIEUWENHUYSE	21.760	9	188	M & R VANNIEUWEN	54.177	54.367	0.190
10	14	CHRISTIE / CHRISTIE	32.437	14	CHRISTIE / CHRISTIE	21.800	10	14	CHRISTIE / CHRISTIE	54.237	54.665	0.428
11	13	DIX / PARKER	32.962	13	DIX / PARKER	22.177	11	13	DIX / PARKER	55.139	55.271	0.132
12	9	DE MOTT / JONES	33.166	118	BICKNELL / HAYNES	22.246	12	9	DE MOTT / JONES	55.509	55.630	0.121
13	88	LONGMORE / LONGMORE	33.590	36	PARNELL / CHRISTIE	22.265	13	36	PARNELL / CHRISTIE	55.967	56.298	0.331
14	36	PARNELL / CHRISTIE	33.702	9	DE MOTT / JONES	22.343	14	88	LONGMORE / LONGMORE	56.337	56.618	0.281
15	10	WEBB / PIDWILL	33.979	10	WEBB / PIDWILL	22.736	15	10	WEBB / PIDWILL	56.715	57.040	0.325
16	18	BLACKWOOD / BLACKWOOD	34.489	88	LONGMORE / LONGMORE	22.747	16	17	SCHOFIELD / WHITN	57.471	57.724	0.253
17	92	HILDIGE / HILDIGE	34.521	17	SCHOFIELD / WHITNALL	22.804	17	18	BLACKWOOD / BLACKWOOD	57.478	57.575	0.097
18	17	SCHOFIELD / WHITNALL	34.667	18	BLACKWOOD / BLACKWOOD	22.989	18	92	HILDIGE / HILDIGE	57.552	58.003	0.451
19	71	SCHOFIELD / HIGH	35.027	69	HIRST / SCHOFIELD	23.000	19	121	LAWRENCE / HART	58.291	58.362	0.071
20	121	LAWRENCE / HART	35.125	92	HILDIGE / HILDIGE	23.031	20	136	EDWARDS / EDWARDS	58.794	58.945	0.151
21	136	EDWARDS / EDWARDS	35.151	121	LAWRENCE / HART	23.166	21	71	SCHOFIELD / HIGH	58.917	58.917	0.000
22	964	ANDERSON / TILLEY	35.780	964	ANDERSON / TILLEY	23.538	22	69	HIRST / SCHOFIELD	59.016	59.016	0.000
23	69	HIRST / SCHOFIELD	36.016	136	EDWARDS / EDWARDS	23.643	23	964	ANDERSON / TILLEY	59.318	59.350	0.032
24	24	WILBY / FITZPATRICK	37.117	71	SCHOFIELD / HIGH	23.890	24	24	WILBY / FITZPATRICK	1:01.964	1:02.046	0.082
25	111	CABLE / PAWSEY	37.871	111	CABLE / PAWSEY	24.827	25	111	CABLE / PAWSEY	1:02.698	1:16.703	14.005
26	67	PETTMAN / JEFFREY	40.742	24	WILBY / FITZPATRICK	24.847	26	67	PETTMAN / JEFFREY	1:07.434	1:08.033	0.599
27				67	PETTMAN / JEFFREY	26.692	27	118	BICKNELL / HAYNES		1:07.616	
28												

Weather / Track : Cloudy / Dry

Results can be found at www.tsl-timing.com

Brands Hatch Indy
Circuit Length = 1.2079 miles
Start: 18:15 Flag 18:26 End: 18:27

Printed - 18:29 Saturday, 28 March 2015

BMCRC - MRO Championships 2015 - Rnd 1 @ Brands Hatch Indy

RKB/BMCRC F1 & F2 Sidecars

RACE 9 - CLASSIFICATION

POS	NO	CL	PIC NAME	ENTRY	LAPS	TIME	GAP	DIFF	MPH	BEST	ON
1	188	F2	1 M & R VANNIEUWENHUYSE	Honda Shelbourne - Norton Owners club Flanders E	12	12:49.076			67.85	1:02.934	12
2	57	F1	1 BROWN / CHRISTIE	Kawasaki LCR - Paymundo.com	12	12:59.286	10.210	10.210	66.96	1:02.394	8
3	8	F2	2 ILARIA / SAUNDERS	Suzuki Windle -	12	13:03.641	14.565	4.355	66.59	1:03.149	9
4	35	F2	3 REEVES / WILKES	Suzuki LCR - Reeves Water Services	12	13:05.077	16.001	1.436	66.46	1:01.874	11
5	114	F1	2 SMITH / ANDERSON	Suzuki LCR - SDC Performance	12	13:05.798	16.722	0.721	66.40	1:04.236	5
6	9	F2	4 DE MOTT / JONES	Suzuki Baker -	12	13:08.298	19.222	2.500	66.19	1:04.440	12
7	13	F2	5 DIX / PARKER	Yamaha Baker -	12	13:10.508	21.432	2.210	66.01	1:03.977	11
8	14	F2	6 CHRISTIE / CHRISTIE	Honda CES - Ryedale Pools	12	13:10.922	21.846	0.414	65.97	1:04.468	9
9	88	F2	7 LONGMORE / LONGMORE	Honda DMR -	12	13:13.361	24.285	2.439	65.77	1:04.474	8
10	36	F2	8 PARNELL / CHRISTIE	Suzuki Shelbourne -	12	13:13.958	24.882	0.597	65.72	1:04.207	7
11	117	F1	3 POTTINGER / DODD	Yamaha LCR - GB Precision Eng/Opal Fabrication	12	13:41.100	52.024	27.142	63.55	1:05.402	5
12	18	F2	9 BLACKWOOD / BLACKWOOD	Suzuki Shelbourne -	12	13:52.136	1:03.060	11.036	62.70	1:07.018	10
13	71	F2	10 SCHOFIELD / HIGH	Honda Ireson - The Sand Witch Food Company	12	13:52.822	1:03.746	0.686	62.65	1:05.818	10
14	964	F2	11 ANDERSON / TILLEY	Honda -	11	12:49.551	1 Lap	1 Lap	62.15	1:08.032	8
15	69	F1	4 HIRST / SCHOFIELD	Yamaha LCR - Leeds Parcel Company	11	12:56.129	1 Lap	6.578	61.63	1:07.559	10
16	118	F1	5 BICKNELL / HAYNES	Suzuki LCR -	11	13:03.746	1 Lap	7.617	61.03	1:07.410	8
17	20	F2	12 ROBERTS / TAYLOR	Yamaha Ireson - Systemsav	11	13:14.200	1 Lap	10.454	60.22	1:09.251	3
18	24	F2	13 WILBY / FITZPATRICK	Honda Shelbourne - Leeds Parcel Company Ltd	11	13:24.859	1 Lap	10.659	59.43	1:09.701	11
19	10	F1	6 WEBB / PIDWILL	Suzuki LCR - ANtech Racing	11	13:26.900	1 Lap	2.041	59.28	1:07.913	11
20	92	F1	7 HILDIGE / HILDIGE	Suzuki Windle - Les King	11	13:27.763	1 Lap	0.863	59.21	1:10.847	11
21	59	F2	14 COLE / BRADBURY	Honda MR Equipe -	11	13:58.446	1 Lap	30.683	57.05	1:13.389	5
22	67	F1	8 PETTMAN / JEFFREY	Suzuki Windle - MJP Racing	11	13:59.203	1 Lap	0.757	57.00	1:14.533	3
23	17	F2	15 SCHOFIELD / WHITNALL	Suzuki Windle - Witch eLiquid	10	13:50.361	2 Laps	1 Lap	52.37	1:11.172	6
24	136	F1	9 EDWARDS / EDWARDS	- Economy Heating Services	10	13:51.156	2 Laps	0.795	52.31	1:15.259	3

NOT CLASSIFIED

DNF	121	F1	LAWRENCE / HART	Yamaha LCR -	3	3:45.155	9 Laps	7 Laps	57.94	1:10.966	3
-----	-----	----	-----------------	--------------	---	----------	--------	--------	-------	----------	---

FASTEST LAP

35	F2	REEVES / WILKES	Suzuki LCR - Reeves Water Services	11	1:01.874	70.28 mph	113.10 kph
57	F1	BROWN / CHRISTIE	Kawasaki LCR - Paymundo.com	8	1:02.394	69.69 mph	112.16 kph

Class F2 - 90% of Race Speed = 61.06 mph

Class F1 - 90% of Race Speed = 60.26 mph

Weather / Track : Cloudy / Wet

These results are provisional until the conclusion of any judicial and technical matters.

Brands Hatch Indy

Circuit Length = 1.2079 miles

Start: 14:28 Flag 14:40 End: 14:42

Clerk Of Course :	Timekeeper :
-------------------	--------------

Results can be found at www.tsl-timing.com

Printed - 14:42 Sunday, 29 March 2015



BMCRC - MRO Championships 2015 - Rnd 1 @ Brands Hatch Indy

RKB/BMCRC F1 & F2 Sidecars

RACE 9 - LAP CHART

LAP 1 @ 14:29:14.449		
NO	BEHIND	LAP TIME

35		1:06.745
188	1.716	1:08.461
14	3.673	1:10.418
36	4.647	1:11.392
114	5.073	1:11.818
13	5.227	1:11.972
9	5.981	1:12.726
88	6.382	1:13.127
117	6.979	1:13.724
57	8.036	1:14.781
8	8.170	1:14.915
18	10.095	1:16.840
964	11.650	1:18.395
92	12.072	1:18.817
24	13.006	1:19.751
69	14.481	1:21.226
20	14.600	1:21.345
121	15.420	1:22.165
10	15.519	1:22.264
118	17.238	1:23.983
136	19.748	1:26.493
67	20.261	1:27.006
71	20.411	1:27.156
59	22.006	1:28.751
17	40.572	1:47.317

LAP 2 @ 14:30:19.359		
NO	BEHIND	LAP TIME

188		1:03.194
14	4.129	1:05.366
36	5.728	1:05.991
114	6.126	1:05.963
13	6.313	1:05.996
9	7.211	1:06.140
88	7.943	1:06.471
57	8.060	1:04.934
8	9.048	1:05.788
117	9.101	1:07.032
18	14.330	1:09.145
35	15.063	1:19.973
964	16.055	1:09.315
69	19.949	1:10.378
24	21.613	1:13.517
20	21.784	1:12.094
92	22.265	1:15.103
121	22.534	1:12.024
10	25.081	1:14.472
118	25.380	1:13.052
71	25.639	1:10.138
67	30.435	1:15.084
59	32.317	1:15.221
136	32.447	1:17.609
17	47.553	1:11.891

LAP 3 @ 14:31:23.372		
NO	BEHIND	LAP TIME

188		1:04.013
14	5.627	1:05.511
114	7.401	1:05.288
57	8.011	1:03.964
36	8.073	1:06.358

13	8.351	1:06.051
88	9.266	1:05.336
9	9.601	1:06.403
8	10.326	1:05.291
117	11.314	1:06.226
35	15.106	1:04.056
18	18.150	1:07.833
964	20.554	1:08.512
69	24.614	1:08.678
20	27.022	1:09.251
24	29.380	1:11.780
121	29.487	1:10.966
92	31.600	1:13.348
71	31.977	1:10.351
118	33.253	1:11.886
10	35.951	1:14.883
67	40.955	1:14.533
59	42.133	1:13.829
136	43.693	1:15.259

LAP 4 @ 14:32:27.890		
NO	BEHIND	LAP TIME

188		1:04.518
14	5.941	1:04.832
114	7.315	1:04.432
57	7.575	1:04.082
13	9.605	1:05.772
9	10.347	1:05.264
36	10.616	1:07.061
8	10.859	1:05.051
88	11.344	1:06.596
117	14.080	1:07.284
35	14.315	1:03.727
964	25.668	1:09.632
18	28.740	1:15.108
69	30.137	1:10.041
17	1 Lap	1:54.864
20	34.235	1:11.731
71	35.952	1:08.493
118	39.820	1:11.085
24	41.177	1:16.315
92	42.421	1:15.339
10	45.232	1:13.799
67	51.063	1:14.626
59	52.875	1:15.260
136	56.495	1:17.320

LAP 5 @ 14:33:31.834		
NO	BEHIND	LAP TIME

188		1:03.944
114	7.607	1:04.236
14	7.999	1:06.002
57	8.927	1:05.296
13	11.679	1:06.018
9	11.847	1:05.444
8	12.555	1:05.640
36	13.111	1:06.439
88	13.444	1:06.044
35	14.947	1:04.576
117	15.538	1:05.402
964	32.171	1:10.447
18	33.705	1:08.909
69	36.117	1:09.924
20	41.106	1:10.815

71	41.530	1:09.522
17	1 Lap	1:14.445
118	45.087	1:09.211
24	50.201	1:12.968
92	52.334	1:13.857
10	53.535	1:12.247
67	1:02.048	1:14.929
59	1:02.320	1:13.389

LAP 6 @ 14:34:35.167		
NO	BEHIND	LAP TIME

188		1:03.333
114	9.045	1:04.771
57	9.447	1:03.853
14	10.991	1:06.325
9	12.959	1:04.445
13	13.079	1:04.733
8	14.042	1:04.820
36	14.840	1:05.062
35	15.466	1:03.852
88	15.510	1:05.399
136	1 Lap	1:28.864
117	19.205	1:07.000
964	37.431	1:08.593
18	38.212	1:07.840
69	42.074	1:09.290
71	45.526	1:07.329
20	49.306	1:11.533
118	52.287	1:10.533
17	1 Lap	1:14.614
24	59.391	1:12.523
92	1:02.204	1:13.203
10	1:02.321	1:12.119

LAP 7 @ 14:35:39.180		
NO	BEHIND	LAP TIME

188		1:04.013
57	8.931	1:03.497
59	1 Lap	1:13.980
114	9.936	1:04.904
67	1 Lap	1:15.693
14	12.948	1:05.970
9	13.480	1:04.534
8	13.605	1:03.576
13	13.874	1:04.808
36	15.034	1:04.207
35	15.374	1:03.921
88	16.278	1:04.781
117	21.615	1:06.423
964	42.148	1:08.730
18	42.213	1:08.014
69	47.582	1:09.521
71	48.828	1:07.315
136	1 Lap	1:38.696
20	55.275	1:09.982
118	56.505	1:08.231
17	1 Lap	1:11.172

LAP 8 @ 14:36:43.746		
NO	BEHIND	LAP TIME

188		1:04.566
24	1 Lap	1:11.558
92	1 Lap	1:11.363

10	1 Lap	1:11.576
57	6.759	1:02.394
114	9.907	1:04.537
8	13.537	1:04.498
9	13.715	1:04.801
14	14.250	1:05.868
13	14.818	1:05.510
36	14.857	1:04.389
35	15.233	1:04.425
88	16.186	1:04.474
59	1 Lap	1:15.891
67	1 Lap	1:16.047
117	23.258	1:06.209
18	45.132	1:07.485
964	45.614	1:08.032
71	51.062	1:06.800
69	52.215	1:09.199
118	59.349	1:07.410
20	1:03.368	1:12.659

LAP 9 @ 14:37:47.571		
NO	BEHIND	LAP TIME

188		1:03.825
17	2 Laps	1:11.376
136	2 Laps	1:22.503
57	8.108	1:05.174
24	1 Lap	1:11.281
114	11.009	1:04.927
92	1 Lap	1:11.398
10	1 Lap	1:11.244
8	12.861	1:03.149
9	14.646	1:04.756
14	14.893	1:04.468
35	15.385	1:03.977
36	15.855	1:04.823
13	15.968	1:04.975
88	17.095	1:04.734
117	26.135	1:06.702
59	1 Lap	1:15.033
67	1 Lap	1:14.556
18	48.673	1:07.366
964	49.879	1:08.090
71	53.831	1:06.594
69	58.953	1:10.563

LAP 10 @ 14:38:50.803		
NO	BEHIND	LAP TIME

188		1:03.232
118	1 Lap	1:13.333
20	1 Lap	1:11.301
57	8.674	1:03.798
114	12.930	1:05.153
8	13.195	1:03.566
9	16.314	1:04.900
14	17.103	1:05.442
35	17.189	1:05.036
13	19.315	1:06.579
88	20.403	1:06.540
36	20.714	1:08.091
24	1 Lap	1:15.592
92	1 Lap	1:13.297
136	2 Laps	1:19.469
10	1 Lap	1:13.972
117	29.732	1:06.829

LAP 11 @ 14:39:53.846		
NO	BEHIND	LAP TIME

188		1:03.043
69	1 Lap	1:07.559
57	8.901	1:03.270
118	1 Lap	1:07.484
8	13.850	1:03.698
114	15.055	1:05.168
35	16.020	1:01.874
20	1 Lap	1:11.722
9	17.716	1:04.445
14	18.891	1:04.831
13	20.249	1:03.977
88	22.022	1:04.662
36	22.311	1:04.640
24	1 Lap	1:09.873
92	1 Lap	1:11.191
10	1 Lap	1:12.411
136	2 Laps	1:23.170
117	49.514	1:22.825
17	2 Laps	1:14.813
59	1 Lap	1:17.379
67	1 Lap	1:16.244
18	58.209	1:08.793
71	59.859	1:06.485

LAP 12 @ 14:40:56.780		
NO	BEHIND	LAP TIME

188		1:02.934
964	1 Lap	1:10.291
69	1 Lap	1:09.750
57	10.210	1:04.243
8	14.565	1:03.649
118	1 Lap	1:07.538
35	16.001	1:02.915
114	16.722	1:04.601
9	19.222	1:04.440
13	21.432	1:04.117
14	21.846	1:05.889
88	24.285	1:05.197
36	24.882	1:05.505
20	1 Lap	1:11.767
24	1 Lap	1:09.701
10	1 Lap	1:07.913
92	1 Lap	1:10.847
117	52.024	1:05.444
17	2 Laps	1:13.233
136	2 Laps	1:21.773
18	1:03.060	1:07.785
71	1:03.746	1:06.821
59	1 Lap	1:14.944
67	1 Lap	1:14.960

Weather / Track : Cloudy / Wet

Brands Hatch Indy
Circuit Length = 1.2079 miles
Start: 14:28 Flag 14:40 End: 14:42

BMCRC - MRO Championships 2015 - Rnd 1 @ Brands Hatch Indy

RKB/BMCRC F1 & F2 Sidecars

RACE 9 - SECTOR ANALYSIS

SECTOR 1 = FL to I1, SECTOR 2 = I1 to I2, SECTOR 3 = I2 to FL, DIFF = Difference To Personal Best Lap

P1 188 F2 M & R VANNIEUWENHUYSE		Honda Shelbourne - Norton Owners club Flanders Branch				
IDEAL LAP TIME : 1:02.745		BEST LAP TIME : 1:02.934		DIFFERENCE : 0.189		
LAP	SECTOR 1	SECTOR 2	LAP TIME	MPH	DIFF	TIME OF DAY
1 -		25.002	1:08.461	63.51	5.527	14:29:16.165
2 -	38.011	25.183	1:03.194 (3)	68.81	0.260	14:30:19.359
3 -	38.630	25.383	1:04.013	67.93	1.079	14:31:23.372
4 -	39.007	25.511	1:04.518	67.40	1.584	14:32:27.890
5 -	38.747	25.197	1:03.944	68.00	1.010	14:33:31.834
6 -	37.918	25.415	1:03.333	68.66	0.399	14:34:35.167
7 -	38.876	25.137	1:04.013	67.93	1.079	14:35:39.180
8 -	38.783	25.783	1:04.566	67.35	1.632	14:36:43.746
9 -	38.775	25.050	1:03.825	68.13	0.891	14:37:47.571
10 -	38.063	25.169	1:03.232	68.77	0.298	14:38:50.803
11 -	37.743	25.300	1:03.043 (2)	68.97	0.109	14:39:53.846
12 -	37.863	25.071	1:02.934 (1)	69.09		14:40:56.780

P2 57 F1 BROWN / CHRISTIE		Kawasaki LCR - Paymundo.com				
IDEAL LAP TIME : 1:02.394		BEST LAP TIME : 1:02.394		DIFFERENCE : 0.000		
LAP	SECTOR 1	SECTOR 2	LAP TIME	MPH	DIFF	TIME OF DAY
1 -		26.768	1:14.781	58.15	12.387	14:29:22.485
2 -	39.208	25.726	1:04.934	66.96	2.540	14:30:27.419
3 -	38.311	25.653	1:03.964	67.98	1.570	14:31:31.383
4 -	38.479	25.603	1:04.082	67.85	1.688	14:32:35.465
5 -	39.269	26.027	1:05.296	66.59	2.902	14:33:40.761
6 -	38.522	25.331	1:03.853	68.10	1.459	14:34:44.614
7 -	38.301	25.196	1:03.497 (3)	68.48	1.103	14:35:48.111
8 -	37.606	24.788	1:02.394 (1)	69.69		14:36:50.505
9 -	39.369	25.805	1:05.174	66.72	2.780	14:37:55.679
10 -	38.269	25.529	1:03.798	68.16	1.404	14:38:59.477
11 -	37.820	25.450	1:03.270 (2)	68.73	0.876	14:40:02.747
12 -	38.383	25.860	1:04.243	67.68	1.849	14:41:06.990

P3 8 F2 ILARIA / SAUNDERS		Suzuki Windle -				
IDEAL LAP TIME : 1:03.149		BEST LAP TIME : 1:03.149		DIFFERENCE : 0.000		
LAP	SECTOR 1	SECTOR 2	LAP TIME	MPH	DIFF	TIME OF DAY
1 -		27.965	1:14.915	58.04	11.766	14:29:22.619
2 -	39.374	26.414	1:05.788	66.10	2.639	14:30:28.407
3 -	39.233	26.058	1:05.291	66.60	2.142	14:31:33.698
4 -	38.812	26.239	1:05.051	66.84	1.902	14:32:38.749
5 -	39.220	26.420	1:05.640	66.24	2.491	14:33:44.389
6 -	38.694	26.126	1:04.820	67.08	1.671	14:34:49.209
7 -	38.111	25.465	1:03.576 (3)	68.40	0.427	14:35:52.785
8 -	39.066	25.432	1:04.498	67.42	1.349	14:36:57.283
9 -	37.882	25.267	1:03.149 (1)	68.86		14:38:00.432
10 -	38.139	25.427	1:03.566 (2)	68.41	0.417	14:39:03.998
11 -	38.320	25.378	1:03.698	68.26	0.549	14:40:07.696
12 -	38.119	25.530	1:03.649	68.32	0.500	14:41:11.345

P4 35 F2 REEVES / WILKES		Suzuki LCR - Reeves Water Services				
IDEAL LAP TIME : 1:01.874		BEST LAP TIME : 1:01.874		DIFFERENCE : 0.000		
LAP	SECTOR 1	SECTOR 2	LAP TIME	MPH	DIFF	TIME OF DAY
1 -		24.752	1:06.745	65.15	4.871	14:29:14.449
2 -	37.664	42.309	1:19.973	54.37	18.099	14:30:34.422
3 -	38.904	25.152	1:04.056	67.88	2.182	14:31:38.478
4 -	37.910	25.817	1:03.727 (3)	68.23	1.853	14:32:42.205
5 -	39.340	25.236	1:04.576	67.34	2.702	14:33:46.781
6 -	37.978	25.874	1:03.852	68.10	1.978	14:34:50.633
7 -	38.024	25.897	1:03.921	68.03	2.047	14:35:54.554
8 -	38.822	25.603	1:04.425	67.49	2.551	14:36:58.979
9 -	38.870	25.107	1:03.977	67.97	2.103	14:38:02.956

Weather / Track : Cloudy / Wet

Brands Hatch Indy
Circuit Length = 1.2079 miles
Start: 14:28 Flag 14:40 End: 14:42

BMCRC - MRO Championships 2015 - Rnd 1 @ Brands Hatch Indy

RKB/BMCRC F1 & F2 Sidecars

RACE 9 - SECTOR ANALYSIS

SECTOR 1 = FL to I1, SECTOR 2 = I1 to I2, SECTOR 3 = I2 to FL, DIFF = Difference To Personal Best Lap

10 -	39.364	25.672	1:05.036	66.86	3.162	14:39:07.992
11 -	37.371	24.503	1:01.874 (1)	70.28		14:40:09.866
12 -	37.860	25.055	1:02.915 (2)	69.11	1.041	14:41:12.781

P5	114 F1	SMITH / ANDERSON	Suzuki LCR - SDC Performance			
IDEAL LAP TIME : 1:04.233		BEST LAP TIME : 1:04.236	DIFFERENCE : 0.003			

LAP	SECTOR 1	SECTOR 2	LAP TIME	MPH	DIFF	TIME OF DAY
1 -		26.623	1:11.818	60.55	7.582	14:29:19.522
2 -	40.066	25.897	1:05.963	65.92	1.727	14:30:25.485
3 -	39.115	26.173	1:05.288	66.60	1.052	14:31:30.773
4 -	38.809	25.623	1:04.432 (2)	67.49	0.196	14:32:35.205
5 -	38.610	25.626	1:04.236 (1)	67.69		14:33:39.441
6 -	39.049	25.722	1:04.771	67.13	0.535	14:34:44.212
7 -	38.802	26.102	1:04.904	67.00	0.668	14:35:49.116
8 -	38.834	25.703	1:04.537 (3)	67.38	0.301	14:36:53.653
9 -	38.817	26.110	1:04.927	66.97	0.691	14:37:58.580
10 -	39.373	25.780	1:05.153	66.74	0.917	14:39:03.733
11 -	39.046	26.122	1:05.168	66.72	0.932	14:40:08.901
12 -	38.618	25.983	1:04.601	67.31	0.365	14:41:13.502

P6	9 F2	DE MOTT / JONES	Suzuki Baker -			
IDEAL LAP TIME : 1:04.141		BEST LAP TIME : 1:04.440	DIFFERENCE : 0.299			

LAP	SECTOR 1	SECTOR 2	LAP TIME	MPH	DIFF	TIME OF DAY
1 -		27.122	1:12.726	59.79	8.286	14:29:20.430
2 -	39.712	26.428	1:06.140	65.74	1.700	14:30:26.570
3 -	40.104	26.299	1:06.403	65.48	1.963	14:31:32.973
4 -	39.048	26.216	1:05.264	66.63	0.824	14:32:38.237
5 -	39.586	25.858	1:05.444	66.44	1.004	14:33:43.681
6 -	38.501	25.944	1:04.445 (2)	67.47	0.005	14:34:48.126
7 -	38.704	25.830	1:04.534	67.38	0.094	14:35:52.660
8 -	38.968	25.833	1:04.801	67.10	0.361	14:36:57.461
9 -	38.723	26.033	1:04.756	67.15	0.316	14:38:02.217
10 -	39.190	25.710	1:04.900	67.00	0.460	14:39:07.117
11 -	38.431	26.014	1:04.445 (2)	67.47	0.005	14:40:11.562
12 -	38.625	25.815	1:04.440 (1)	67.48		14:41:16.002

P7	13 F2	DIX / PARKER	Yamaha Baker -			
IDEAL LAP TIME : 1:03.882		BEST LAP TIME : 1:03.977	DIFFERENCE : 0.095			

LAP	SECTOR 1	SECTOR 2	LAP TIME	MPH	DIFF	TIME OF DAY
1 -		26.656	1:11.972	60.42	7.995	14:29:19.676
2 -	40.003	25.993	1:05.996	65.89	2.019	14:30:25.672
3 -	40.024	26.027	1:06.051	65.83	2.074	14:31:31.723
4 -	39.978	25.794	1:05.772	66.11	1.795	14:32:37.495
5 -	40.239	25.779	1:06.018	65.86	2.041	14:33:43.513
6 -	39.192	25.541	1:04.733 (3)	67.17	0.756	14:34:48.246
7 -	39.247	25.561	1:04.808	67.09	0.831	14:35:53.054
8 -	40.158	25.352	1:05.510	66.38	1.533	14:36:58.564
9 -	39.467	25.508	1:04.975	66.92	0.998	14:38:03.539
10 -	39.607	26.972	1:06.579	65.31	2.602	14:39:10.118
11 -	38.867	25.110	1:03.977 (1)	67.97		14:40:14.095
12 -	38.772	25.345	1:04.117 (2)	67.82	0.140	14:41:18.212

P8	14 F2	CHRISTIE / CHRISTIE	Honda CES - Ryedale Pools			
IDEAL LAP TIME : 1:04.468		BEST LAP TIME : 1:04.468	DIFFERENCE : 0.000			

LAP	SECTOR 1	SECTOR 2	LAP TIME	MPH	DIFF	TIME OF DAY
1 -		25.914	1:10.418	61.75	5.950	14:29:18.122
2 -	39.572	25.794	1:05.366	66.52	0.898	14:30:23.488
3 -	39.582	25.929	1:05.511	66.37	1.043	14:31:28.999
4 -	39.106	25.726	1:04.832 (3)	67.07	0.364	14:32:33.831
5 -	39.699	26.303	1:06.002	65.88	1.534	14:33:39.833

Weather / Track : Cloudy / Wet

Brands Hatch Indy
Circuit Length = 1.2079 miles
Start: 14:28 Flag 14:40 End: 14:42

BMCRC - MRO Championships 2015 - Rnd 1 @ Brands Hatch Indy

RKB/BMCRC F1 & F2 Sidecars

RACE 9 - SECTOR ANALYSIS

SECTOR 1 = FL to I1, SECTOR 2 = I1 to I2, SECTOR 3 = I2 to FL, DIFF = Difference To Personal Best Lap

6 -	40.020	26.305	1:06.325	65.56	1.857	14:34:46.158
7 -	39.413	26.557	1:05.970	65.91	1.502	14:35:52.128
8 -	39.696	26.172	1:05.868	66.01	1.400	14:36:57.996
9 -	38.897	25.571	1:04.468 (1)	67.45		14:38:02.464
10 -	39.683	25.759	1:05.442	66.44	0.974	14:39:07.906
11 -	38.985	25.846	1:04.831 (2)	67.07	0.363	14:40:12.737
12 -	39.798	26.091	1:05.889	65.99	1.421	14:41:18.626

P9 88 F2 LONGMORE / LONGMORE			Honda DMR -			
IDEAL LAP TIME : 1:04.379		BEST LAP TIME : 1:04.474		DIFFERENCE : 0.095		
LAP	SECTOR 1	SECTOR 2	LAP TIME	MPH	DIFF	TIME OF DAY
1 -		26.908	1:13.127	59.46	8.653	14:29:20.831
2 -	39.624	26.847	1:06.471	65.42	1.997	14:30:27.302
3 -	38.724	26.612	1:05.336	66.55	0.862	14:31:32.638
4 -	39.924	26.672	1:06.596	65.29	2.122	14:32:39.234
5 -	39.649	26.395	1:06.044	65.84	1.570	14:33:45.278
6 -	39.113	26.286	1:05.399	66.49	0.925	14:34:50.677
7 -	38.935	25.846	1:04.781	67.12	0.307	14:35:55.458
8 -	38.550	25.924	1:04.474 (1)	67.44		14:36:59.932
9 -	38.556	26.178	1:04.734 (3)	67.17	0.260	14:38:04.666
10 -	38.896	27.644	1:06.540	65.35	2.066	14:39:11.206
11 -	38.584	26.078	1:04.662 (2)	67.25	0.188	14:40:15.868
12 -	38.533	26.664	1:05.197	66.69	0.723	14:41:21.065

P10 36 F2 PARNELL / CHRISTIE			Suzuki Shelbourne -			
IDEAL LAP TIME : 1:03.907		BEST LAP TIME : 1:04.207		DIFFERENCE : 0.300		
LAP	SECTOR 1	SECTOR 2	LAP TIME	MPH	DIFF	TIME OF DAY
1 -		26.710	1:11.392	60.91	7.185	14:29:19.096
2 -	39.343	26.648	1:05.991	65.89	1.784	14:30:25.087
3 -	39.267	27.091	1:06.358	65.53	2.151	14:31:31.445
4 -	40.500	26.561	1:07.061	64.84	2.854	14:32:38.506
5 -	40.102	26.337	1:06.439	65.45	2.232	14:33:44.945
6 -	39.069	25.993	1:05.062	66.83	0.855	14:34:50.007
7 -	38.383	25.824	1:04.207 (1)	67.72		14:35:54.214
8 -	38.865	25.524	1:04.389 (2)	67.53	0.182	14:36:58.603
9 -	38.585	26.238	1:04.823	67.08	0.616	14:38:03.426
10 -	40.087	28.004	1:08.091	63.86	3.884	14:39:11.517
11 -	38.715	25.925	1:04.640 (3)	67.27	0.433	14:40:16.157
12 -	38.695	26.810	1:05.505	66.38	1.298	14:41:21.662

P11 117 F1 POTTINGER / DODD			Yamaha LCR - GB Precision Eng/Opal Fabrication			
IDEAL LAP TIME : 1:05.109		BEST LAP TIME : 1:05.402		DIFFERENCE : 0.293		
LAP	SECTOR 1	SECTOR 2	LAP TIME	MPH	DIFF	TIME OF DAY
1 -		27.027	1:13.724	58.98	8.322	14:29:21.428
2 -	40.187	26.845	1:07.032	64.87	1.630	14:30:28.460
3 -	39.909	26.317	1:06.226	65.66	0.824	14:31:34.686
4 -	40.762	26.522	1:07.284	64.63	1.882	14:32:41.970
5 -	39.167	26.235	1:05.402 (1)	66.49		14:33:47.372
6 -	40.505	26.495	1:07.000	64.90	1.598	14:34:54.372
7 -	40.311	26.112	1:06.423	65.46	1.021	14:36:00.795
8 -	40.267	25.942	1:06.209 (3)	65.67	0.807	14:37:07.004
9 -	40.360	26.342	1:06.702	65.19	1.300	14:38:13.706
10 -	40.119	26.710	1:06.829	65.07	1.427	14:39:20.535
11 -	39.199	43.626	1:22.825	52.50	17.423	14:40:43.360
12 -	39.311	26.133	1:05.444 (2)	66.44	0.042	14:41:48.804

P12 18 F2 BLACKWOOD / BLACKWOOD			Suzuki Shelbourne -			
IDEAL LAP TIME : 1:06.594		BEST LAP TIME : 1:07.018		DIFFERENCE : 0.424		
LAP	SECTOR 1	SECTOR 2	LAP TIME	MPH	DIFF	TIME OF DAY
1 -		27.927	1:16.840	56.59	9.822	14:29:24.544

Weather / Track : Cloudy / Wet

Brands Hatch Indy
Circuit Length = 1.2079 miles
Start: 14:28 Flag 14:40 End: 14:42

BMCRC - MRO Championships 2015 - Rnd 1 @ Brands Hatch Indy

RKB/BMCRC F1 & F2 Sidecars

RACE 9 - SECTOR ANALYSIS

SECTOR 1 = FL to I1, SECTOR 2 = I1 to I2, SECTOR 3 = I2 to FL, DIFF = Difference To Personal Best Lap

2 -	42.011	27.134	1:09.145	62.89	2.127	14:30:33.689
3 -	40.900	26.933	1:07.833	64.10	0.815	14:31:41.522
4 -	40.953	34.155	1:15.108	57.89	8.090	14:32:56.630
5 -	41.609	27.300	1:08.909	63.10	1.891	14:34:05.539
6 -	40.830	27.010	1:07.840	64.10	0.822	14:35:13.379
7 -	40.993	27.021	1:08.014	63.93	0.996	14:36:21.393
8 -	40.250	27.235	1:07.485 (3)	64.43	0.467	14:37:28.878
9 -	40.565	26.801	1:07.366 (2)	64.55	0.348	14:38:36.244
10 -	39.793	27.225	1:07.018 (1)	64.88		14:39:43.262
11 -	40.844	27.949	1:08.793	63.21	1.775	14:40:52.055
12 -	40.916	26.869	1:07.785	64.15	0.767	14:41:59.840

P13 71 F2 SCHOFIELD / HIGH			Honda Ireson - The Sand Witch Food Company			
IDEAL LAP TIME : 1:05.412		BEST LAP TIME : 1:05.818	DIFFERENCE : 0.406			
LAP	SECTOR 1	SECTOR 2	LAP TIME	MPH	DIFF	TIME OF DAY

1 -		29.677	1:27.156	49.89	21.338	14:29:34.860
2 -	41.932	28.206	1:10.138	62.00	4.320	14:30:44.998
3 -	41.418	28.933	1:10.351	61.81	4.533	14:31:55.349
4 -	40.883	27.610	1:08.493	63.48	2.675	14:33:03.842
5 -	42.129	27.393	1:09.522	62.55	3.704	14:34:13.364
6 -	40.650	26.679	1:07.329	64.58	1.511	14:35:20.693
7 -	39.690	27.625	1:07.315	64.60	1.497	14:36:28.008
8 -	40.294	26.506	1:06.800	65.09	0.982	14:37:34.808
9 -	39.778	26.816	1:06.594 (3)	65.30	0.776	14:38:41.402
10 -	39.221	26.597	1:05.818 (1)	66.07		14:39:47.220
11 -	39.634	26.851	1:06.485 (2)	65.40	0.667	14:40:53.705
12 -	40.630	26.191	1:06.821	65.07	1.003	14:42:00.526

P14 964 F2 ANDERSON / TILLEY			Honda -			
IDEAL LAP TIME : 1:07.595		BEST LAP TIME : 1:08.032	DIFFERENCE : 0.437			
LAP	SECTOR 1	SECTOR 2	LAP TIME	MPH	DIFF	TIME OF DAY

1 -		28.784	1:18.395	55.47	10.363	14:29:26.099
2 -	41.828	27.487	1:09.315	62.73	1.283	14:30:35.414
3 -	41.373	27.139	1:08.512 (3)	63.47	0.480	14:31:43.926
4 -	41.871	27.761	1:09.632	62.45	1.600	14:32:53.558
5 -	42.478	27.969	1:10.447	61.72	2.415	14:34:04.005
6 -	41.638	26.955	1:08.593	63.39	0.561	14:35:12.598
7 -	41.400	27.330	1:08.730	63.27	0.698	14:36:21.328
8 -	41.314	26.718	1:08.032 (1)	63.91		14:37:29.360
9 -	40.877	27.213	1:08.090 (2)	63.86	0.058	14:38:37.450
10 -	41.135	28.379	1:09.514	62.55	1.482	14:39:46.964
11 -	41.985	28.306	1:10.291	61.86	2.259	14:40:57.255

P15 69 F1 HIRST / SCHOFIELD			Yamaha LCR - Leeds Parcel Company			
IDEAL LAP TIME : 1:07.559		BEST LAP TIME : 1:07.559	DIFFERENCE : 0.000			
LAP	SECTOR 1	SECTOR 2	LAP TIME	MPH	DIFF	TIME OF DAY

1 -		28.791	1:21.226	53.53	13.667	14:29:28.930
2 -	42.429	27.949	1:10.378	61.78	2.819	14:30:39.308
3 -	41.581	27.097	1:08.678 (2)	63.31	1.119	14:31:47.986
4 -	42.282	27.759	1:10.041	62.08	2.482	14:32:58.027
5 -	42.597	27.327	1:09.924	62.19	2.365	14:34:07.951
6 -	42.304	26.986	1:09.290	62.75	1.731	14:35:17.241
7 -	41.973	27.548	1:09.521	62.55	1.962	14:36:26.762
8 -	41.664	27.535	1:09.199 (3)	62.84	1.640	14:37:35.961
9 -	43.317	27.246	1:10.563	61.62	3.004	14:38:46.524
10 -	40.774	26.785	1:07.559 (1)	64.36		14:39:54.083
11 -	42.307	27.443	1:09.750	62.34	2.191	14:41:03.833

Weather / Track : Cloudy / Wet

Brands Hatch Indy
Circuit Length = 1.2079 miles
Start: 14:28 Flag 14:40 End: 14:42

BMCRC - MRO Championships 2015 - Rnd 1 @ Brands Hatch Indy

RKB/BMCRC F1 & F2 Sidecars

RACE 9 - SECTOR ANALYSIS

SECTOR 1 = FL to I1, SECTOR 2 = I1 to I2, SECTOR 3 = I2 to FL, DIFF = Difference To Personal Best Lap

P16 118 F1 BICKNELL / HAYNES		Suzuki LCR -				
IDEAL LAP TIME : 1:07.167		BEST LAP TIME : 1:07.410		DIFFERENCE : 0.243		
LAP	SECTOR 1	SECTOR 2	LAP TIME	MPH	DIFF	TIME OF DAY
1 -		28.759	1:23.983	51.77	16.573	14:29:31.687
2 -	43.596	29.456	1:13.052	59.52	5.642	14:30:44.739
3 -	44.571	27.315	1:11.886	60.49	4.476	14:31:56.625
4 -	43.488	27.597	1:11.085	61.17	3.675	14:33:07.710
5 -	42.629	26.582	1:09.211	62.83	1.801	14:34:16.921
6 -	43.679	26.854	1:10.533	61.65	3.123	14:35:27.454
7 -	42.015	26.216	1:08.231	63.73	0.821	14:36:35.685
8 -	41.294	26.116	1:07.410 (1)	64.50		14:37:43.095
9 -	46.937	26.396	1:13.333	59.29	5.923	14:38:56.428
10 -	41.051	26.433	1:07.484 (2)	64.43	0.074	14:40:03.912
11 -	41.272	26.266	1:07.538 (3)	64.38	0.128	14:41:11.450

P17 20 F2 ROBERTS / TAYLOR		Yamaha Ireson - Systemsav				
IDEAL LAP TIME : 1:09.251		BEST LAP TIME : 1:09.251		DIFFERENCE : 0.000		
LAP	SECTOR 1	SECTOR 2	LAP TIME	MPH	DIFF	TIME OF DAY
1 -		28.530	1:21.345	53.45	12.094	14:29:29.049
2 -	43.938	28.156	1:12.094	60.31	2.843	14:30:41.143
3 -	42.060	27.191	1:09.251 (1)	62.79		14:31:50.394
4 -	42.785	28.946	1:11.731	60.62	2.480	14:33:02.125
5 -	42.771	28.044	1:10.815 (3)	61.40	1.564	14:34:12.940
6 -	43.423	28.110	1:11.533	60.79	2.282	14:35:24.473
7 -	42.646	27.336	1:09.982 (2)	62.13	0.731	14:36:34.455
8 -	42.663	29.996	1:12.659	59.84	3.408	14:37:47.114
9 -	43.317	27.984	1:11.301	60.98	2.050	14:38:58.415
10 -	42.693	29.029	1:11.722	60.63	2.471	14:40:10.137
11 -	43.253	28.514	1:11.767	60.59	2.516	14:41:21.904

P18 24 F2 WILBY / FITZPATRICK		Honda Shelbourne - Leeds Parcel Company Ltd				
IDEAL LAP TIME : 1:09.701		BEST LAP TIME : 1:09.701		DIFFERENCE : 0.000		
LAP	SECTOR 1	SECTOR 2	LAP TIME	MPH	DIFF	TIME OF DAY
1 -		28.346	1:19.751	54.52	10.050	14:29:27.455
2 -	43.825	29.692	1:13.517	59.15	3.816	14:30:40.972
3 -	43.183	28.597	1:11.780	60.58	2.079	14:31:52.752
4 -	46.032	30.283	1:16.315	56.98	6.614	14:33:09.067
5 -	44.547	28.421	1:12.968	59.59	3.267	14:34:22.035
6 -	43.779	28.744	1:12.523	59.96	2.822	14:35:34.558
7 -	42.994	28.564	1:11.558	60.77	1.857	14:36:46.116
8 -	42.710	28.571	1:11.281 (3)	61.00	1.580	14:37:57.397
9 -	45.475	30.117	1:15.592	57.52	5.891	14:39:12.989
10 -	41.889	27.984	1:09.873 (2)	62.23	0.172	14:40:22.862
11 -	41.882	27.819	1:09.701 (1)	62.38		14:41:32.563

P19 10 F1 WEBB / PIDWILL		Suzuki LCR - ANtech Racing				
IDEAL LAP TIME : 1:07.913		BEST LAP TIME : 1:07.913		DIFFERENCE : 0.000		
LAP	SECTOR 1	SECTOR 2	LAP TIME	MPH	DIFF	TIME OF DAY
1 -		30.337	1:22.264	52.86	14.351	14:29:29.968
2 -	44.446	30.026	1:14.472	58.39	6.559	14:30:44.440
3 -	46.033	28.850	1:14.883	58.07	6.970	14:31:59.323
4 -	43.923	29.876	1:13.799	58.92	5.886	14:33:13.122
5 -	44.021	28.226	1:12.247	60.19	4.334	14:34:25.369
6 -	43.543	28.576	1:12.119	60.29	4.206	14:35:37.488
7 -	43.706	27.870	1:11.576 (3)	60.75	3.663	14:36:49.064
8 -	43.001	28.243	1:11.244 (2)	61.03	3.331	14:38:00.308
9 -	44.634	29.338	1:13.972	58.78	6.059	14:39:14.280
10 -	44.943	27.468	1:12.411	60.05	4.498	14:40:26.691
11 -	40.778	27.135	1:07.913 (1)	64.03		14:41:34.604

Weather / Track : Cloudy / Wet

Brands Hatch Indy
Circuit Length = 1.2079 miles
Start: 14:28 Flag 14:40 End: 14:42

BMCRC - MRO Championships 2015 - Rnd 1 @ Brands Hatch Indy

RKB/BMCRC F1 & F2 Sidecars

RACE 9 - SECTOR ANALYSIS

SECTOR 1 = FL to I1, SECTOR 2 = I1 to I2, SECTOR 3 = I2 to FL, DIFF = Difference To Personal Best Lap

P20 92 F1		HILDIGE / HILDIGE		Suzuki Windle - Les King		
IDEAL LAP TIME : 1:10.631		BEST LAP TIME : 1:10.847		DIFFERENCE : 0.216		
LAP	SECTOR 1	SECTOR 2	LAP TIME	MPH	DIFF	TIME OF DAY
1 -		30.067	1:18.817	55.17	7.970	14:29:26.521
2 -	44.501	30.602	1:15.103	57.90	4.256	14:30:41.624
3 -	44.378	28.970	1:13.348	59.28	2.501	14:31:54.972
4 -	45.179	30.160	1:15.339	57.72	4.492	14:33:10.311
5 -	44.546	29.311	1:13.857	58.87	3.010	14:34:24.168
6 -	43.903	29.300	1:13.203	59.40	2.356	14:35:37.371
7 -	42.950	28.413	1:11.363 (3)	60.93	0.516	14:36:48.734
8 -	42.584	28.814	1:11.398	60.90	0.551	14:38:00.132
9 -	43.027	30.270	1:13.297	59.32	2.450	14:39:13.429
10 -	42.635	28.556	1:11.191 (2)	61.08	0.344	14:40:24.620
11 -	42.218	28.629	1:10.847 (1)	61.38		14:41:35.467

P21 59 F2		COLE / BRADBURY		Honda MR Equipe -		
IDEAL LAP TIME : 1:12.957		BEST LAP TIME : 1:13.389		DIFFERENCE : 0.432		
LAP	SECTOR 1	SECTOR 2	LAP TIME	MPH	DIFF	TIME OF DAY
1 -		30.116	1:28.751	48.99	15.362	14:29:36.455
2 -	45.704	29.517	1:15.221	57.81	1.832	14:30:51.676
3 -	43.884	29.945	1:13.829 (2)	58.90	0.440	14:32:05.505
4 -	45.850	29.410	1:15.260	57.78	1.871	14:33:20.765
5 -	44.131	29.258	1:13.389 (1)	59.25		14:34:34.154
6 -	43.861	30.119	1:13.980 (3)	58.78	0.591	14:35:48.134
7 -	46.795	29.096	1:15.891	57.30	2.502	14:37:04.025
8 -	45.539	29.494	1:15.033	57.95	1.644	14:38:19.058
9 -	44.758	30.011	1:14.769	58.16	1.380	14:39:33.827
10 -	47.284	30.095	1:17.379	56.19	3.990	14:40:51.206
11 -	44.826	30.118	1:14.944	58.02	1.555	14:42:06.150

P22 67 F1		PETTMAN / JEFFREY		Suzuki Windle - MJP Racing		
IDEAL LAP TIME : 1:14.189		BEST LAP TIME : 1:14.533		DIFFERENCE : 0.344		
LAP	SECTOR 1	SECTOR 2	LAP TIME	MPH	DIFF	TIME OF DAY
1 -		29.990	1:27.006	49.98	12.473	14:29:34.710
2 -	45.674	29.410	1:15.084	57.91	0.551	14:30:49.794
3 -	45.062	29.471	1:14.533 (1)	58.34		14:32:04.327
4 -	44.906	29.720	1:14.626 (3)	58.27	0.093	14:33:18.953
5 -	44.930	29.999	1:14.929	58.03	0.396	14:34:33.882
6 -	45.357	30.336	1:15.693	57.45	1.160	14:35:49.575
7 -	46.307	29.740	1:16.047	57.18	1.514	14:37:05.622
8 -	44.779	29.777	1:14.556 (2)	58.32	0.023	14:38:20.178
9 -	45.228	30.297	1:15.525	57.57	0.992	14:39:35.703
10 -	45.374	30.870	1:16.244	57.03	1.711	14:40:51.947
11 -	45.080	29.880	1:14.960	58.01	0.427	14:42:06.907

P23 17 F2		SCHOFIELD / WHITNALL		Suzuki Windle - Witch eLiquid		
IDEAL LAP TIME : 1:10.302		BEST LAP TIME : 1:11.172		DIFFERENCE : 0.870		
LAP	SECTOR 1	SECTOR 2	LAP TIME	MPH	DIFF	TIME OF DAY
1 -		32.591	1:47.317	40.52	36.145	14:29:55.021
2 -	43.911	27.980	1:11.891 (3)	60.48	0.719	14:31:06.912
3 -	1:25.514	29.350	1:54.864	37.85	43.692	14:33:01.776
4 -	45.764	28.681	1:14.445	58.41	3.273	14:34:16.221
5 -	45.509	29.105	1:14.614	58.28	3.442	14:35:30.835
6 -	43.502	27.670	1:11.172 (1)	61.09		14:36:42.007
7 -	42.632	28.744	1:11.376 (2)	60.92	0.204	14:37:53.383
8 -	42.674	53.962	1:36.636	44.99	25.464	14:39:30.019
9 -	45.224	29.589	1:14.813	58.12	3.641	14:40:44.832
10 -	44.132	29.101	1:13.233	59.38	2.061	14:41:58.065

Weather / Track : Cloudy / Wet

Brands Hatch Indy
Circuit Length = 1.2079 miles
Start: 14:28 Flag 14:40 End: 14:42

BMCRC - MRO Championships 2015 - Rnd 1 @ Brands Hatch Indy

RKB/BMCRC F1 & F2 Sidecars

RACE 9 - SECTOR ANALYSIS

SECTOR 1 = FL to I1, SECTOR 2 = I1 to I2, SECTOR 3 = I2 to FL, DIFF = Difference To Personal Best Lap

P24 136 F1		EDWARDS / EDWARDS		- Economy Heating Services		
IDEAL LAP TIME : 1:13.832		BEST LAP TIME : 1:15.259		DIFFERENCE : 1.427		
LAP	SECTOR 1	SECTOR 2	LAP TIME	MPH	DIFF	TIME OF DAY
1 -		30.640	1:26.493	50.27	11.234	14:29:34.197
2 -	46.508	31.101	1:17.609 (3)	56.03	2.350	14:30:51.806
3 -	45.827	29.432	1:15.259 (1)	57.78		14:32:07.065
4 -	44.400	32.920	1:17.320 (2)	56.24	2.061	14:33:24.385
5 -	45.581	43.283	1:28.864	48.93	13.605	14:34:53.249
6 -	1:03.387	35.309	1:38.696	44.06	23.437	14:36:31.945
7 -	50.556	31.947	1:22.503	52.70	7.244	14:37:54.448
8 -	47.849	31.620	1:19.469	54.72	4.210	14:39:13.917
9 -	49.355	33.815	1:23.170	52.28	7.911	14:40:37.087
10 -	48.889	32.884	1:21.773	53.17	6.514	14:41:58.860

P25 121 F1		LAWRENCE / HART		Yamaha LCR -		
IDEAL LAP TIME : 1:10.936		BEST LAP TIME : 1:10.966		DIFFERENCE : 0.030		
LAP	SECTOR 1	SECTOR 2	LAP TIME	MPH	DIFF	TIME OF DAY
1 -		29.001	1:22.165 (3)	52.92	11.199	14:29:29.869
2 -	42.607	29.417	1:12.024 (2)	60.37	1.058	14:30:41.893
3 -	42.637	28.329	1:10.966 (1)	61.27		14:31:52.859

BMCRC - MRO Championships 2015 - Rnd 1 @ Brands Hatch Indy

RKB/BMCRC F1 & F2 Sidecars

RACE 9 - BEST SECTORS

SECTOR 1			SECTOR 2			IDEAL / BEST COMPARISON						
POS	NO	NAME	TIME	NO	NAME	TIME	POS	NO	NAME	IDEAL	BEST	DIFF
									PERFECT LAP	1:01.874		
1	35	REEVES / WILKES	37.371	35	REEVES / WILKES	24.503	1	35	REEVES / WILKES	1:01.874	1:01.874	0.000
2	57	BROWN / CHRISTIE	37.606	57	BROWN / CHRISTIE	24.788	2	57	BROWN / CHRISTIE	1:02.394	1:02.394	0.000
3	188	M & R VANNIEUWENHUYSE	37.743	188	M & R VANNIEUWENHUYSE	25.002	3	188	M & R VANNIEUWEN	1:02.745	1:02.934	0.189
4	8	ILARIA / SAUNDERS	37.882	13	DIX / PARKER	25.110	4	8	ILARIA / SAUNDERS	1:03.149	1:03.149	0.000
5	36	PARNELL / CHRISTIE	38.383	8	ILARIA / SAUNDERS	25.267	5	13	DIX / PARKER	1:03.882	1:03.977	0.095
6	9	DE MOTT / JONES	38.431	36	PARNELL / CHRISTIE	25.524	6	36	PARNELL / CHRISTIE	1:03.907	1:04.207	0.300
7	88	LONGMORE / LONGMORE	38.533	14	CHRISTIE / CHRISTIE	25.571	7	9	DE MOTT / JONES	1:04.141	1:04.440	0.299
8	114	SMITH / ANDERSON	38.610	114	SMITH / ANDERSON	25.623	8	114	SMITH / ANDERSON	1:04.233	1:04.236	0.003
9	13	DIX / PARKER	38.772	9	DE MOTT / JONES	25.710	9	88	LONGMORE / LONGM	1:04.379	1:04.474	0.095
10	14	CHRISTIE / CHRISTIE	38.897	88	LONGMORE / LONGMORE	25.846	10	14	CHRISTIE / CHRISTIE	1:04.468	1:04.468	0.000
11	117	POTTINGER / DODD	39.167	117	POTTINGER / DODD	25.942	11	117	POTTINGER / DODD	1:05.109	1:05.402	0.293
12	71	SCHOFIELD / HIGH	39.221	118	BICKNELL / HAYNES	26.116	12	71	SCHOFIELD / HIGH	1:05.412	1:05.818	0.406
13	18	BLACKWOOD / BLACKWOOD	39.793	71	SCHOFIELD / HIGH	26.191	13	18	BLACKWOOD / BLAC	1:06.594	1:07.018	0.424
14	69	HIRST / SCHOFIELD	40.774	964	ANDERSON / TILLEY	26.718	14	118	BICKNELL / HAYNES	1:07.167	1:07.410	0.243
15	10	WEBB / PIDWILL	40.778	69	HIRST / SCHOFIELD	26.785	15	69	HIRST / SCHOFIELD	1:07.559	1:07.559	0.000
16	964	ANDERSON / TILLEY	40.877	18	BLACKWOOD / BLACKWOOD	26.801	16	964	ANDERSON / TILLEY	1:07.595	1:08.032	0.437
17	118	BICKNELL / HAYNES	41.051	10	WEBB / PIDWILL	27.135	17	10	WEBB / PIDWILL	1:07.913	1:07.913	0.000
18	24	WILBY / FITZPATRICK	41.882	20	ROBERTS / TAYLOR	27.191	18	20	ROBERTS / TAYLOR	1:09.251	1:09.251	0.000
19	20	ROBERTS / TAYLOR	42.060	17	SCHOFIELD / WHITNALL	27.670	19	24	WILBY / FITZPATRIC	1:09.701	1:09.701	0.000
20	92	HILDIGE / HILDIGE	42.218	24	WILBY / FITZPATRICK	27.819	20	17	SCHOFIELD / WHITN	1:10.302	1:11.172	0.870
21	121	LAWRENCE / HART	42.607	121	LAWRENCE / HART	28.329	21	92	HILDIGE / HILDIGE	1:10.631	1:10.847	0.216
22	17	SCHOFIELD / WHITNALL	42.632	92	HILDIGE / HILDIGE	28.413	22	121	LAWRENCE / HART	1:10.936	1:10.966	0.030
23	59	COLE / BRADBURY	43.861	59	COLE / BRADBURY	29.096	23	59	COLE / BRADBURY	1:12.957	1:13.389	0.432
24	136	EDWARDS / EDWARDS	44.400	67	PETTMAN / JEFFREY	29.410	24	136	EDWARDS / EDWAR	1:13.832	1:15.259	1.427
25	67	PETTMAN / JEFFREY	44.779	136	EDWARDS / EDWARDS	29.432	25	67	PETTMAN / JEFFREY	1:14.189	1:14.533	0.344

Weather / Track : Cloudy / Wet

Brands Hatch Indy
Circuit Length = 1.2079 miles
Start: 14:28 Flag 14:40 End: 14:42

Results can be found at www.tsl-timing.com

Printed - 14:43 Sunday, 29 March 2015

BMCRC - MRO Championships 2015 - Rnd 1 @ Brands Hatch Indy

RKB/BMCRC F1 & F2 Sidecars

RACE 19 - CLASSIFICATION

POS	NO	CL	PIC NAME	ENTRY	LAPS	TIME	GAP	DIFF	MPH	BEST	ON
1	35	F2	1 REEVES / WILKES	Suzuki LCR - Reeves Water Services	12	12:31.423			69.44	1:01.372	4
2	188	F2	2 M & R VANNIEUWENHUYSE	Honda Shelbourne - Norton Owners club Flanders B	12	12:43.182	11.759	11.759	68.37	1:02.152	5
3	8	F2	3 ILARIA / LACEY	Suzuki Windle -	12	12:44.757	13.334	1.575	68.23	1:02.103	6
4	36	F2	4 PARNELL / CHRISTIE	Suzuki Shelbourne -	12	13:02.483	31.060	17.726	66.68	1:03.749	10
5	88	F2	5 LONGMORE / LONGMORE	Honda DMR -	12	13:02.572	31.149	0.089	66.68	1:03.434	7
6	14	F2	6 CHRISTIE / CHRISTIE	Honda CES - Ryedale Pools	12	13:03.154	31.731	0.582	66.63	1:03.754	11
7	57	F1	1 BROWN / CHRISTIE	Kawasaki LCR - Paymundo.com	12	13:03.392	31.969	0.238	66.61	1:03.266	5
8	117	F1	2 POTTINGER / DODD	Yamaha LCR - GB Precision Eng/Opal Fabrication	12	13:15.081	43.658	11.689	65.63	1:04.736	8
9	18	F2	7 BLACKWOOD / BLACKWOOD	Suzuki Shelbourne -	12	13:35.320	1:03.897	20.239	64.00	1:05.105	11
10	118	F1	3 BICKNELL / HAYNES	Suzuki LCR -	12	13:35.737	1:04.314	0.417	63.97	1:05.147	11
11	31	F1	4 MUNRO / SNASHALL	Suzuki Windle -	12	13:38.195	1:06.772	2.458	63.77	1:04.894	8
12	71	F2	8 SCHOFIELD / HIGH	Honda Ireson - The Sand Witch Food Company	11	12:41.644	1 Lap	1 Lap	62.80	1:05.663	9
13	17	F2	9 SCHOFIELD / WHITNALL	Suzuki Windle - Witch eLiquid	11	13:05.838	1 Lap	24.194	60.87	1:08.991	4
14	10	F1	5 WEBB / PIDWILL	Suzuki LCR - ANtech Racing	11	13:07.391	1 Lap	1.553	60.75	1:09.520	9
15	121	F1	6 LAWRENCE / HART	Yamaha LCR -	11	13:30.177	1 Lap	22.786	59.04	1:09.598	10
16	67	F1	7 PETTMAN / JEFFREY	Suzuki Windle - MJP Racing	11	13:33.819	1 Lap	3.642	58.77	1:11.356	7
NOT CLASSIFIED											
DNF	20	F2	ROBERTS / TAYLOR	Yamaha Ireson - Systemsav	10	11:48.546	2 Laps	1 Lap	61.37	1:08.769	8
DNF	9	F2	DE MOTT / JONES	Suzuki Baker -	5	5:34.384	7 Laps	5 Laps	65.02	1:05.070	5
FASTEST LAP											
	35	F2	REEVES / WILKES	Suzuki LCR - Reeves Water Services	4	1:01.372		70.85 mph		114.03 kph	
	57	F1	BROWN / CHRISTIE	Kawasaki LCR - Paymundo.com	5	1:03.266		68.73 mph		110.61 kph	

Class F2 - 90% of Race Speed = 62.49 mph
 Class F1 - 90% of Race Speed = 59.94 mph

Brands Hatch Indy
 Circuit Length = 1.2079 miles
 Start: 17:41 Flag 17:54 End: 17:56

Weather / Track : Cloudy / Wet

These results are provisional until the conclusion of any judicial and technical matters.

Clerk Of Course :	Timekeeper :
-------------------	--------------

Results can be found at www.tsl-timing.com

Printed - 17:56 Sunday, 29 March 2015



BMCRC - MRO Championships 2015 - Rnd 1 @ Brands Hatch Indy

RKB/BMCRC F1 & F2 Sidecars

RACE 19 - LAP CHART

LAP 1 @ 17:43:06.704		
NO	BEHIND	LAP TIME

35		1:07.590
8	1.083	1:08.673
188	1.187	1:08.777
57	2.062	1:09.652
14	2.811	1:10.401
36	3.487	1:11.077
9	4.007	1:11.597
117	5.749	1:13.339
88	6.125	1:13.715
20	7.040	1:14.630
118	7.981	1:15.571
18	8.899	1:16.489
17	11.274	1:18.864
31	11.933	1:19.523
10	12.100	1:19.690
71	13.039	1:20.629
67	16.041	1:23.631
121	16.650	1:24.240

LAP 2 @ 17:44:09.158		
NO	BEHIND	LAP TIME

35		1:02.454
8	1.673	1:03.044
188	1.924	1:03.191
57	3.275	1:03.667
14	5.627	1:05.270
36	5.792	1:04.759
9	7.146	1:05.593
88	9.263	1:05.592
117	10.033	1:06.738
118	13.573	1:08.046
20	15.447	1:10.861
18	15.833	1:09.388
71	20.036	1:09.451
10	22.169	1:12.523
31	24.488	1:15.009
17	26.906	1:18.086
67	29.028	1:15.441
121	29.954	1:15.758

LAP 3 @ 17:45:11.483		
NO	BEHIND	LAP TIME

35		1:02.325
8	3.574	1:04.226
188	3.919	1:04.320
57	4.818	1:03.868
36	7.582	1:04.115
14	8.184	1:04.882
9	10.776	1:05.955
88	11.235	1:04.297
117	13.300	1:05.592
118	20.150	1:08.902
18	23.039	1:09.531
20	24.837	1:11.715
71	25.056	1:07.345
31	30.352	1:08.189
10	31.502	1:11.658
17	33.643	1:09.062
67	40.274	1:13.571
121	40.892	1:13.263

LAP 4 @ 17:46:12.855		
NO	BEHIND	LAP TIME

35		1:01.372
8	6.066	1:03.864
188	6.157	1:03.610
57	7.511	1:04.065
36	11.719	1:05.509
14	12.140	1:05.328
88	14.891	1:05.028
9	15.573	1:06.169
117	16.781	1:04.853
118	28.898	1:10.120
18	29.405	1:07.738
71	30.146	1:06.462
20	34.552	1:11.087
31	35.490	1:06.510
10	39.894	1:09.764
17	41.262	1:08.991
67	51.823	1:12.921
121	52.847	1:13.327

LAP 5 @ 17:47:14.795		
NO	BEHIND	LAP TIME

35		1:01.940
188	6.369	1:02.152
8	7.704	1:03.578
57	8.837	1:03.266
36	14.493	1:04.714
14	14.932	1:04.732
88	16.933	1:03.982
9	18.703	1:05.070
117	20.382	1:05.541
71	34.840	1:06.634
18	35.577	1:08.112
118	36.796	1:09.838
31	40.869	1:07.319
20	42.938	1:10.326
10	47.951	1:09.997
17	50.166	1:10.844

LAP 6 @ 17:48:17.448		
NO	BEHIND	LAP TIME

35		1:02.653
67	1 Lap	1:13.417
121	1 Lap	1:12.914
188	6.794	1:03.078
8	7.154	1:02.103
57	9.537	1:03.353
36	16.425	1:04.585
14	17.033	1:04.754
88	18.336	1:04.056
117	22.918	1:05.189
18	41.442	1:08.518
118	43.665	1:09.522
31	44.446	1:06.230
71	50.244	1:18.057
20	50.934	1:10.649
10	56.032	1:10.734
17	57.573	1:10.060

LAP 7 @ 17:49:18.902		
NO	BEHIND	LAP TIME

35		1:01.454
188	8.827	1:03.487
8	10.119	1:04.419
121	1 Lap	1:12.436
67	1 Lap	1:13.592
57	13.331	1:05.248
36	19.348	1:04.377
14	19.655	1:04.076
88	20.316	1:03.434
117	26.630	1:05.166
18	47.115	1:07.127
118	47.892	1:05.681
31	49.763	1:06.771
71	54.916	1:06.126
20	59.680	1:10.200

LAP 8 @ 17:50:21.490		
NO	BEHIND	LAP TIME

35		1:02.588
10	1 Lap	1:10.169
17	1 Lap	1:10.326
188	8.948	1:02.709
8	9.814	1:02.283
57	17.295	1:06.552
67	1 Lap	1:11.356
14	21.646	1:04.579
36	21.918	1:05.158
88	22.351	1:04.623
121	1 Lap	1:13.254
117	28.778	1:04.736
18	50.084	1:05.557
118	51.019	1:05.715
31	52.069	1:04.894
71	58.676	1:06.348

LAP 9 @ 17:51:23.310		
NO	BEHIND	LAP TIME

35		1:01.820
20	1 Lap	1:08.769
188	10.150	1:03.022
10	1 Lap	1:11.082
8	11.979	1:03.985
17	1 Lap	1:10.636
57	20.665	1:05.190
36	24.303	1:04.205
14	24.816	1:04.990
88	25.024	1:04.493
67	1 Lap	1:12.141
121	1 Lap	1:11.669
117	32.740	1:05.782
18	54.563	1:06.299
118	55.368	1:06.169
31	56.250	1:06.001

LAP 10 @ 17:52:25.717		
NO	BEHIND	LAP TIME

35		1:02.407
71	1 Lap	1:05.663
188	10.532	1:02.789
20	1 Lap	1:10.094

8	12.122	1:02.550
10	1 Lap	1:09.520
17	1 Lap	1:09.762
57	22.672	1:04.414
36	25.645	1:03.749
88	26.285	1:03.668
14	26.952	1:04.543
117	36.502	1:06.169
121	1 Lap	1:11.931
67	1 Lap	1:13.028
18	57.962	1:05.806
118	58.412	1:05.451
31	59.401	1:05.558

LAP 11 @ 17:53:27.231		
NO	BEHIND	LAP TIME

35		1:01.514
71	1 Lap	1:06.371
188	11.920	1:02.902
8	13.127	1:02.519
20	1 Lap	1:10.215
10	1 Lap	1:10.234
57	27.352	1:06.194
17	1 Lap	1:09.156
36	28.480	1:04.349
88	28.824	1:04.053
14	29.192	1:03.754
117	41.335	1:06.347
121	1 Lap	1:09.598
67	1 Lap	1:11.907
18	1:01.553	1:05.105
118	1:02.045	1:05.147
31	1:02.987	1:05.100

LAP 12 @ 17:54:30.537		
NO	BEHIND	LAP TIME

35		1:03.306
71	1 Lap	1:08.558
188	11.759	1:03.145
8	13.334	1:03.513
36	31.060	1:05.886
88	31.149	1:05.631
14	31.731	1:05.845
57	31.969	1:07.923
17	1 Lap	1:10.051
10	1 Lap	1:12.020
117	43.658	1:05.629
121	1 Lap	1:11.787
67	1 Lap	1:12.814
18	1:03.897	1:05.650
118	1:04.314	1:05.575
31	1:06.772	1:07.091

Weather / Track : Cloudy / Wet

Results can be found at www.tsl-timing.com

Brands Hatch Indy
Circuit Length = 1.2079 miles
Start: 17:41 Flag 17:54 End: 17:56

Printed - 17:56 Sunday, 29 March 2015

BMCRC - MRO Championships 2015 - Rnd 1 @ Brands Hatch Indy

RKB/BMCRC F1 & F2 Sidecars

RACE 19 - SECTOR ANALYSIS

SECTOR 1 = FL to I1, SECTOR 2 = I1 to I2, SECTOR 3 = I2 to FL, DIFF = Difference To Personal Best Lap

P1 35 F2 REEVES / WILKES		Suzuki LCR - Reeves Water Services				
IDEAL LAP TIME : 1:01.018		BEST LAP TIME : 1:01.372		DIFFERENCE : 0.354		
LAP	SECTOR 1	SECTOR 2	LAP TIME	MPH	DIFF	TIME OF DAY
1 -		25.068	1:07.590	64.33	6.218	17:43:06.704
2 -	37.528	24.926	1:02.454	69.62	1.082	17:44:09.158
3 -	37.376	24.949	1:02.325	69.77	0.953	17:45:11.483
4 -	36.946	24.426	1:01.372 (1)	70.85		17:46:12.855
5 -	37.225	24.715	1:01.940	70.20	0.568	17:47:14.795
6 -	37.013	25.640	1:02.653	69.40	1.281	17:48:17.448
7 -	36.592	24.862	1:01.454 (2)	70.76	0.082	17:49:18.902
8 -	37.464	25.124	1:02.588	69.47	1.216	17:50:21.490
9 -	36.934	24.886	1:01.820	70.34	0.448	17:51:23.310
10 -	36.803	25.604	1:02.407	69.68	1.035	17:52:25.717
11 -	36.793	24.721	1:01.514 (3)	70.69	0.142	17:53:27.231
12 -	37.098	26.208	1:03.306	68.69	1.934	17:54:30.537

P2 188 F2 M & R VANNIEUWENHUYSE		Honda Shelbourne - Norton Owners club Flanders Branch				
IDEAL LAP TIME : 1:02.088		BEST LAP TIME : 1:02.152		DIFFERENCE : 0.064		
LAP	SECTOR 1	SECTOR 2	LAP TIME	MPH	DIFF	TIME OF DAY
1 -		25.748	1:08.777	63.22	6.625	17:43:07.891
2 -	37.864	25.327	1:03.191	68.81	1.039	17:44:11.082
3 -	38.133	26.187	1:04.320	67.60	2.168	17:45:15.402
4 -	37.924	25.686	1:03.610	68.36	1.458	17:46:19.012
5 -	37.219	24.933	1:02.152 (1)	69.96		17:47:21.164
6 -	37.654	25.424	1:03.078	68.94	0.926	17:48:24.242
7 -	37.749	25.738	1:03.487	68.49	1.335	17:49:27.729
8 -	37.840	24.869	1:02.709 (2)	69.34	0.557	17:50:30.438
9 -	37.539	25.483	1:03.022	69.00	0.870	17:51:33.460
10 -	37.700	25.089	1:02.789 (3)	69.25	0.637	17:52:36.249
11 -	37.613	25.289	1:02.902	69.13	0.750	17:53:39.151
12 -	37.891	25.254	1:03.145	68.86	0.993	17:54:42.296

P3 8 F2 ILARIA / LACEY		Suzuki Windle -				
IDEAL LAP TIME : 1:01.924		BEST LAP TIME : 1:02.103		DIFFERENCE : 0.179		
LAP	SECTOR 1	SECTOR 2	LAP TIME	MPH	DIFF	TIME OF DAY
1 -		25.338	1:08.673	63.32	6.570	17:43:07.787
2 -	37.539	25.505	1:03.044	68.97	0.941	17:44:10.831
3 -	38.194	26.032	1:04.226	67.70	2.123	17:45:15.057
4 -	37.914	25.950	1:03.864	68.09	1.761	17:46:18.921
5 -	38.456	25.122	1:03.578	68.39	1.475	17:47:22.499
6 -	37.336	24.767	1:02.103 (1)	70.02		17:48:24.602
7 -	37.956	26.463	1:04.419	67.50	2.316	17:49:29.021
8 -	37.367	24.916	1:02.283 (2)	69.82	0.180	17:50:31.304
9 -	37.775	26.210	1:03.985	67.96	1.882	17:51:35.289
10 -	37.157	25.393	1:02.550	69.52	0.447	17:52:37.839
11 -	37.366	25.153	1:02.519 (3)	69.55	0.416	17:53:40.358
12 -	37.945	25.568	1:03.513	68.46	1.410	17:54:43.871

P4 36 F2 PARNELL / CHRISTIE		Suzuki Shelbourne -				
IDEAL LAP TIME : 1:03.589		BEST LAP TIME : 1:03.749		DIFFERENCE : 0.160		
LAP	SECTOR 1	SECTOR 2	LAP TIME	MPH	DIFF	TIME OF DAY
1 -		26.164	1:11.077	61.18	7.328	17:43:10.191
2 -	38.886	25.873	1:04.759	67.15	1.010	17:44:14.950
3 -	38.205	25.910	1:04.115 (2)	67.82	0.366	17:45:19.065
4 -	39.114	26.395	1:05.509	66.38	1.760	17:46:24.574
5 -	38.722	25.992	1:04.714	67.19	0.965	17:47:29.288
6 -	38.601	25.984	1:04.585	67.33	0.836	17:48:33.873
7 -	38.420	25.957	1:04.377	67.54	0.628	17:49:38.250
8 -	37.823	27.335	1:05.158	66.73	1.409	17:50:43.408
9 -	38.246	25.959	1:04.205 (3)	67.72	0.456	17:51:47.613

Weather / Track : Cloudy / Wet

Brands Hatch Indy
Circuit Length = 1.2079 miles
Start: 17:41 Flag 17:54 End: 17:56

BMCRC - MRO Championships 2015 - Rnd 1 @ Brands Hatch Indy

RKB/BMCRC F1 & F2 Sidecars

RACE 19 - SECTOR ANALYSIS

SECTOR 1 = FL to I1, SECTOR 2 = I1 to I2, SECTOR 3 = I2 to FL, DIFF = Difference To Personal Best Lap

10 -	37.983	25.766	1:03.749 (1)	68.21			17:52:51.362
11 -	38.180	26.169	1:04.349	67.57	0.600		17:53:55.711
12 -	39.091	26.795	1:05.886	66.00	2.137		17:55:01.597

P5 88 F2 LONGMORE / LONGMORE			Honda DMR -				
IDEAL LAP TIME : 1:03.140		BEST LAP TIME : 1:03.434		DIFFERENCE : 0.294			
LAP	SECTOR 1	SECTOR 2	LAP TIME	MPH	DIFF	TIME OF DAY	
1 -		27.000	1:13.715	58.99	10.281	17:43:12.829	
2 -	39.242	26.350	1:05.592	66.29	2.158	17:44:18.421	
3 -	38.157	26.140	1:04.297	67.63	0.863	17:45:22.718	
4 -	38.865	26.163	1:05.028	66.87	1.594	17:46:27.746	
5 -	38.070	25.912	1:03.982 (3)	67.96	0.548	17:47:31.728	
6 -	38.176	25.880	1:04.056	67.88	0.622	17:48:35.784	
7 -	37.483	25.951	1:03.434 (1)	68.55		17:49:39.218	
8 -	38.146	26.477	1:04.623	67.29	1.189	17:50:43.841	
9 -	38.369	26.124	1:04.493	67.42	1.059	17:51:48.334	
10 -	38.011	25.657	1:03.668 (2)	68.30	0.234	17:52:52.002	
11 -	38.165	25.888	1:04.053	67.89	0.619	17:53:56.055	
12 -	38.989	26.642	1:05.631	66.25	2.197	17:55:01.686	

P6 14 F2 CHRISTIE / CHRISTIE			Honda CES - Ryedale Pools				
IDEAL LAP TIME : 1:03.648		BEST LAP TIME : 1:03.754		DIFFERENCE : 0.106			
LAP	SECTOR 1	SECTOR 2	LAP TIME	MPH	DIFF	TIME OF DAY	
1 -		26.059	1:10.401	61.76	6.647	17:43:09.515	
2 -	39.339	25.931	1:05.270	66.62	1.516	17:44:14.785	
3 -	39.027	25.855	1:04.882	67.02	1.128	17:45:19.667	
4 -	38.690	26.638	1:05.328	66.56	1.574	17:46:24.995	
5 -	38.660	26.072	1:04.732	67.17	0.978	17:47:29.727	
6 -	38.663	26.091	1:04.754	67.15	1.000	17:48:34.481	
7 -	38.080	25.996	1:04.076 (2)	67.86	0.322	17:49:38.557	
8 -	37.980	26.599	1:04.579	67.33	0.825	17:50:43.136	
9 -	38.522	26.468	1:04.990	66.91	1.236	17:51:48.126	
10 -	38.819	25.724	1:04.543 (3)	67.37	0.789	17:52:52.669	
11 -	38.086	25.668	1:03.754 (1)	68.20		17:53:56.423	
12 -	39.801	26.044	1:05.845	66.04	2.091	17:55:02.268	

P7 57 F1 BROWN / CHRISTIE			Kawasaki LCR - Paymundo.com				
IDEAL LAP TIME : 1:02.816		BEST LAP TIME : 1:03.266		DIFFERENCE : 0.450			
LAP	SECTOR 1	SECTOR 2	LAP TIME	MPH	DIFF	TIME OF DAY	
1 -		26.012	1:09.652	62.43	6.386	17:43:08.766	
2 -	38.023	25.644	1:03.667 (3)	68.30	0.401	17:44:12.433	
3 -	38.180	25.688	1:03.868	68.08	0.602	17:45:16.301	
4 -	38.415	25.650	1:04.065	67.87	0.799	17:46:20.366	
5 -	38.150	25.116	1:03.266 (1)	68.73		17:47:23.632	
6 -	37.700	25.653	1:03.353 (2)	68.64	0.087	17:48:26.985	
7 -	39.083	26.165	1:05.248	66.64	1.982	17:49:32.233	
8 -	40.373	26.179	1:06.552	65.34	3.286	17:50:38.785	
9 -	39.220	25.970	1:05.190	66.70	1.924	17:51:43.975	
10 -	38.882	25.532	1:04.414	67.51	1.148	17:52:48.389	
11 -	38.891	27.303	1:06.194	65.69	2.928	17:53:54.583	
12 -	39.093	28.830	1:07.923	64.02	4.657	17:55:02.506	

P8 117 F1 POTTINGER / DODD			Yamaha LCR - GB Precision Eng/Opal Fabrication				
IDEAL LAP TIME : 1:04.247		BEST LAP TIME : 1:04.736		DIFFERENCE : 0.489			
LAP	SECTOR 1	SECTOR 2	LAP TIME	MPH	DIFF	TIME OF DAY	
1 -		26.937	1:13.339	59.29	8.603	17:43:12.453	
2 -	39.901	26.837	1:06.738	65.15	2.002	17:44:19.191	
3 -	39.354	26.238	1:05.592	66.29	0.856	17:45:24.783	
4 -	38.908	25.945	1:04.853 (2)	67.05	0.117	17:46:29.636	
5 -	38.936	26.605	1:05.541	66.34	0.805	17:47:35.177	

Weather / Track : Cloudy / Wet

Brands Hatch Indy
Circuit Length = 1.2079 miles
Start: 17:41 Flag 17:54 End: 17:56

BMCRC - MRO Championships 2015 - Rnd 1 @ Brands Hatch Indy

RKB/BMCRC F1 & F2 Sidecars

RACE 19 - SECTOR ANALYSIS

SECTOR 1 = FL to I1, SECTOR 2 = I1 to I2, SECTOR 3 = I2 to FL, DIFF = Difference To Personal Best Lap

6 -	38.302	26.887	1:05.189	66.70	0.453	17:48:40.366
7 -	38.827	26.339	1:05.166 (3)	66.73	0.430	17:49:45.532
8 -	38.648	26.088	1:04.736 (1)	67.17		17:50:50.268
9 -	39.280	26.502	1:05.782	66.10	1.046	17:51:56.050
10 -	39.655	26.514	1:06.169	65.71	1.433	17:53:02.219
11 -	39.651	26.696	1:06.347	65.54	1.611	17:54:08.566
12 -	38.821	26.808	1:05.629	66.26	0.893	17:55:14.195

P9 18 F2 BLACKWOOD / BLACKWOOD			Suzuki Shelbourne -			
IDEAL LAP TIME : 1:04.971		BEST LAP TIME : 1:05.105		DIFFERENCE : 0.134		
LAP	SECTOR 1	SECTOR 2	LAP TIME	MPH	DIFF	TIME OF DAY
1 -		27.967	1:16.489	56.85	11.384	17:43:15.603
2 -	42.506	26.882	1:09.388	62.67	4.283	17:44:24.991
3 -	41.670	27.861	1:09.531	62.54	4.426	17:45:34.522
4 -	40.821	26.917	1:07.738	64.19	2.633	17:46:42.260
5 -	41.136	26.976	1:08.112	63.84	3.007	17:47:50.372
6 -	40.780	27.738	1:08.518	63.46	3.413	17:48:58.890
7 -	40.080	27.047	1:07.127	64.78	2.022	17:50:06.017
8 -	39.198	26.359	1:05.557 (2)	66.33	0.452	17:51:11.574
9 -	39.888	26.411	1:06.299	65.59	1.194	17:52:17.873
10 -	39.353	26.453	1:05.806	66.08	0.701	17:53:23.679
11 -	38.861	26.244	1:05.105 (1)	66.79		17:54:28.784
12 -	38.727	26.923	1:05.650 (3)	66.23	0.545	17:55:34.434

P10 118 F1 BICKNELL / HAYNES			Suzuki LCR -			
IDEAL LAP TIME : 1:04.768		BEST LAP TIME : 1:05.147		DIFFERENCE : 0.379		
LAP	SECTOR 1	SECTOR 2	LAP TIME	MPH	DIFF	TIME OF DAY
1 -		27.062	1:15.571	57.54	10.424	17:43:14.685
2 -	41.426	26.620	1:08.046	63.90	2.899	17:44:22.731
3 -	41.260	27.642	1:08.902	63.11	3.755	17:45:31.633
4 -	42.823	27.297	1:10.120	62.01	4.973	17:46:41.753
5 -	42.226	27.612	1:09.838	62.26	4.691	17:47:51.591
6 -	42.860	26.662	1:09.522	62.55	4.375	17:49:01.113
7 -	40.264	25.417	1:05.681	66.20	0.534	17:50:06.794
8 -	39.774	25.941	1:05.715	66.17	0.568	17:51:12.509
9 -	40.372	25.797	1:06.169	65.71	1.022	17:52:18.678
10 -	39.720	25.731	1:05.451 (2)	66.44	0.304	17:53:24.129
11 -	39.537	25.610	1:05.147 (1)	66.75		17:54:29.276
12 -	39.351	26.224	1:05.575 (3)	66.31	0.428	17:55:34.851

P11 31 F1 MUNRO / SNASHALL			Suzuki Windle -			
IDEAL LAP TIME : 1:04.894		BEST LAP TIME : 1:04.894		DIFFERENCE : 0.000		
LAP	SECTOR 1	SECTOR 2	LAP TIME	MPH	DIFF	TIME OF DAY
1 -		27.961	1:19.523	54.68	14.629	17:43:18.637
2 -	46.956	28.053	1:15.009	57.97	10.115	17:44:33.646
3 -	40.978	27.211	1:08.189	63.77	3.295	17:45:41.835
4 -	40.189	26.321	1:06.510	65.38	1.616	17:46:48.345
5 -	40.933	26.386	1:07.319	64.59	2.425	17:47:55.664
6 -	39.421	26.809	1:06.230	65.65	1.336	17:49:01.894
7 -	40.004	26.767	1:06.771	65.12	1.877	17:50:08.665
8 -	38.856	26.038	1:04.894 (1)	67.01		17:51:13.559
9 -	39.877	26.124	1:06.001	65.88	1.107	17:52:19.560
10 -	39.468	26.090	1:05.558 (3)	66.33	0.664	17:53:25.118
11 -	38.992	26.108	1:05.100 (2)	66.79	0.206	17:54:30.218
12 -	40.195	26.896	1:07.091	64.81	2.197	17:55:37.309

P12 71 F2 SCHOFIELD / HIGH			Honda Ireson - The Sand Witch Food Company			
IDEAL LAP TIME : 1:04.938		BEST LAP TIME : 1:05.663		DIFFERENCE : 0.725		
LAP	SECTOR 1	SECTOR 2	LAP TIME	MPH	DIFF	TIME OF DAY
1 -		28.741	1:20.629	53.93	14.966	17:43:19.743

Weather / Track : Cloudy / Wet

Brands Hatch Indy
Circuit Length = 1.2079 miles
Start: 17:41 Flag 17:54 End: 17:56

BMCRC - MRO Championships 2015 - Rnd 1 @ Brands Hatch Indy

RKB/BMCRC F1 & F2 Sidecars

RACE 19 - SECTOR ANALYSIS

SECTOR 1 = FL to I1, SECTOR 2 = I1 to I2, SECTOR 3 = I2 to FL, DIFF = Difference To Personal Best Lap

2 -	42.188	27.263	1:09.451	62.61	3.788	17:44:29.194
3 -	39.319	28.026	1:07.345	64.57	1.682	17:45:36.539
4 -	39.330	27.132	1:06.462	65.42	0.799	17:46:43.001
5 -	39.552	27.082	1:06.634	65.26	0.971	17:47:49.635
6 -	38.934	39.123	1:18.057	55.71	12.394	17:49:07.692
7 -	39.480	26.646	1:06.126 (2)	65.76	0.463	17:50:13.818
8 -	39.392	26.956	1:06.348 (3)	65.54	0.685	17:51:20.166
9 -	38.484	27.179	1:05.663 (1)	66.22		17:52:25.829
10 -	39.917	26.454	1:06.371	65.51	0.708	17:53:32.200
11 -	41.786	26.772	1:08.558	63.42	2.895	17:54:40.758

P13 17 F2 SCHOFIELD / WHITNALL			Suzuki Windle - Witch eLiquid			
IDEAL LAP TIME : 1:08.543		BEST LAP TIME : 1:08.991		DIFFERENCE : 0.448		
LAP	SECTOR 1	SECTOR 2	LAP TIME	MPH	DIFF	TIME OF DAY
1 -		28.163	1:18.864	55.13	9.873	17:43:17.978
2 -	50.265	27.821	1:18.086	55.68	9.095	17:44:36.064
3 -	41.073	27.989	1:09.062 (2)	62.96	0.071	17:45:45.126
4 -	41.521	27.470	1:08.991 (1)	63.03		17:46:54.117
5 -	42.084	28.760	1:10.844	61.38	1.853	17:48:04.961
6 -	42.074	27.986	1:10.060	62.06	1.069	17:49:15.021
7 -	42.027	28.299	1:10.326	61.83	1.335	17:50:25.347
8 -	42.627	28.009	1:10.636	61.56	1.645	17:51:35.983
9 -	41.709	28.053	1:09.762	62.33	0.771	17:52:45.745
10 -	41.189	27.967	1:09.156 (3)	62.88	0.165	17:53:54.901
11 -	42.481	27.570	1:10.051	62.07	1.060	17:55:04.952

P14 10 F1 WEBB / PIDWILL			Suzuki LCR - ANtech Racing			
IDEAL LAP TIME : 1:09.136		BEST LAP TIME : 1:09.520		DIFFERENCE : 0.384		
LAP	SECTOR 1	SECTOR 2	LAP TIME	MPH	DIFF	TIME OF DAY
1 -		28.514	1:19.690	54.56	10.170	17:43:18.804
2 -	43.963	28.560	1:12.523	59.96	3.003	17:44:31.327
3 -	43.040	28.618	1:11.658	60.68	2.138	17:45:42.985
4 -	41.576	28.188	1:09.764 (2)	62.33	0.244	17:46:52.749
5 -	42.177	27.820	1:09.997 (3)	62.12	0.477	17:48:02.746
6 -	41.967	28.767	1:10.734	61.47	1.214	17:49:13.480
7 -	41.804	28.365	1:10.169	61.97	0.649	17:50:23.649
8 -	42.926	28.156	1:11.082	61.17	1.562	17:51:34.731
9 -	41.316	28.204	1:09.520 (1)	62.55		17:52:44.251
10 -	41.840	28.394	1:10.234	61.91	0.714	17:53:54.485
11 -	43.931	28.089	1:12.020	60.38	2.500	17:55:06.505

P15 121 F1 LAWRENCE / HART			Yamaha LCR -			
IDEAL LAP TIME : 1:09.598		BEST LAP TIME : 1:09.598		DIFFERENCE : 0.000		
LAP	SECTOR 1	SECTOR 2	LAP TIME	MPH	DIFF	TIME OF DAY
1 -		29.842	1:24.240	51.62	14.642	17:43:23.354
2 -	45.639	30.119	1:15.758	57.40	6.160	17:44:39.112
3 -	43.703	29.560	1:13.263	59.35	3.665	17:45:52.375
4 -	44.020	29.307	1:13.327	59.30	3.729	17:47:05.702
5 -	43.546	29.368	1:12.914	59.64	3.316	17:48:18.616
6 -	43.429	29.007	1:12.436	60.03	2.838	17:49:31.052
7 -	43.683	29.571	1:13.254	59.36	3.656	17:50:44.306
8 -	42.759	28.910	1:11.669 (2)	60.67	2.071	17:51:55.975
9 -	43.521	28.410	1:11.931	60.45	2.333	17:53:07.906
10 -	41.375	28.223	1:09.598 (1)	62.48		17:54:17.504
11 -	42.490	29.297	1:11.787 (3)	60.57	2.189	17:55:29.291

P16 67 F1 PETTMAN / JEFFREY			Suzuki Windle - MJP Racing			
IDEAL LAP TIME : 1:11.064		BEST LAP TIME : 1:11.356		DIFFERENCE : 0.292		
LAP	SECTOR 1	SECTOR 2	LAP TIME	MPH	DIFF	TIME OF DAY
1 -		29.840	1:23.631	51.99	12.275	17:43:22.745

Weather / Track : Cloudy / Wet

Brands Hatch Indy
Circuit Length = 1.2079 miles
Start: 17:41 Flag 17:54 End: 17:56

BMCRC - MRO Championships 2015 - Rnd 1 @ Brands Hatch Indy

RKB/BMCRC F1 & F2 Sidecars

RACE 19 - SECTOR ANALYSIS

SECTOR 1 = FL to I1, SECTOR 2 = I1 to I2, SECTOR 3 = I2 to FL, DIFF = Difference To Personal Best Lap

2 -	45.678	29.763	1:15.441	57.64	4.085	17:44:38.186
3 -	44.039	29.532	1:13.571	59.10	2.215	17:45:51.757
4 -	43.661	29.260	1:12.921	59.63	1.565	17:47:04.678
5 -	44.037	29.380	1:13.417	59.23	2.061	17:48:18.095
6 -	44.924	28.668	1:13.592	59.09	2.236	17:49:31.687
7 -	42.978	28.378	1:11.356 (1)	60.94		17:50:43.043
8 -	43.342	28.799	1:12.141 (3)	60.27	0.785	17:51:55.184
9 -	43.921	29.107	1:13.028	59.54	1.672	17:53:08.212
10 -	42.986	28.921	1:11.907 (2)	60.47	0.551	17:54:20.119
11 -	42.686	30.128	1:12.814	59.72	1.458	17:55:32.933

P17 20 F2 ROBERTS / TAYLOR			Yamaha Ireson - Systemsav			
IDEAL LAP TIME : 1:08.211		BEST LAP TIME : 1:08.769	DIFFERENCE : 0.558			
LAP	SECTOR 1	SECTOR 2	LAP TIME	MPH	DIFF	TIME OF DAY
1 -		27.454	1:14.630	58.26	5.861	17:43:13.744
2 -	43.118	27.743	1:10.861	61.36	2.092	17:44:24.605
3 -	42.931	28.784	1:11.715	60.63	2.946	17:45:36.320
4 -	42.648	28.439	1:11.087	61.17	2.318	17:46:47.407
5 -	42.190	28.136	1:10.326	61.83	1.557	17:47:57.733
6 -	41.930	28.719	1:10.649	61.55	1.880	17:49:08.382
7 -	42.158	28.042	1:10.200 (3)	61.94	1.431	17:50:18.582
8 -	40.757	28.012	1:08.769 (1)	63.23		17:51:27.351
9 -	41.829	28.265	1:10.094 (2)	62.03	1.325	17:52:37.445
10 -	42.335	27.880	1:10.215	61.93	1.446	17:53:47.660

P18 9 F2 DE MOTT / JONES			Suzuki Baker -			
IDEAL LAP TIME : 1:04.900		BEST LAP TIME : 1:05.070	DIFFERENCE : 0.170			
LAP	SECTOR 1	SECTOR 2	LAP TIME	MPH	DIFF	TIME OF DAY
1 -		26.182	1:11.597	60.73	6.527	17:43:10.711
2 -	39.594	25.999	1:05.593 (2)	66.29	0.523	17:44:16.304
3 -	39.314	26.641	1:05.955 (3)	65.93	0.885	17:45:22.259
4 -	39.408	26.761	1:06.169	65.71	1.099	17:46:28.428
5 -	38.901	26.169	1:05.070 (1)	66.82		17:47:33.498

BMCRC - MRO Championships 2015 - Rnd 1 @ Brands Hatch Indy

RKB/BMCRC F1 & F2 Sidecars

RACE 19 - BEST SECTORS

SECTOR 1			SECTOR 2			IDEAL / BEST COMPARISON						
POS	NO	NAME	TIME	NO	NAME	TIME	POS	NO	NAME	IDEAL	BEST	DIFF
									PERFECT LAP	1:01.018		
1	35	REEVES / WILKES	36.592	35	REEVES / WILKES	24.426	1	35	REEVES / WILKES	1:01.018	1:01.372	0.354
2	8	ILARIA / LACEY	37.157	8	ILARIA / LACEY	24.767	2	8	ILARIA / LACEY	1:01.924	1:02.103	0.179
3	188	M & R VANNIEUWENHUYSE	37.219	188	M & R VANNIEUWENHUYSE	24.869	3	188	M & R VANNIEUWEN	1:02.088	1:02.152	0.064
4	88	LONGMORE / LONGMORE	37.483	57	BROWN / CHRISTIE	25.116	4	57	BROWN / CHRISTIE	1:02.816	1:03.266	0.450
5	57	BROWN / CHRISTIE	37.700	118	BICKNELL / HAYNES	25.417	5	88	LONGMORE / LONGMO	1:03.140	1:03.434	0.294
6	36	PARNELL / CHRISTIE	37.823	88	LONGMORE / LONGMORE	25.657	6	36	PARNELL / CHRISTIE	1:03.589	1:03.749	0.160
7	14	CHRISTIE / CHRISTIE	37.980	14	CHRISTIE / CHRISTIE	25.668	7	14	CHRISTIE / CHRISTIE	1:03.648	1:03.754	0.106
8	117	POTTINGER / DODD	38.302	36	PARNELL / CHRISTIE	25.766	8	117	POTTINGER / DODD	1:04.247	1:04.736	0.489
9	71	SCHOFIELD / HIGH	38.484	117	POTTINGER / DODD	25.945	9	118	BICKNELL / HAYNES	1:04.768	1:05.147	0.379
10	18	BLACKWOOD / BLACKWOOD	38.727	9	DE MOTT / JONES	25.999	10	31	MUNRO / SNASHALL	1:04.894	1:04.894	0.000
11	31	MUNRO / SNASHALL	38.856	31	MUNRO / SNASHALL	26.038	11	9	DE MOTT / JONES	1:04.900	1:05.070	0.170
12	9	DE MOTT / JONES	38.901	18	BLACKWOOD / BLACKWOOD	26.244	12	71	SCHOFIELD / HIGH	1:04.938	1:05.663	0.725
13	118	BICKNELL / HAYNES	39.351	71	SCHOFIELD / HIGH	26.454	13	18	BLACKWOOD / BLAC	1:04.971	1:05.105	0.134
14	20	ROBERTS / TAYLOR	40.757	20	ROBERTS / TAYLOR	27.454	14	20	ROBERTS / TAYLOR	1:08.211	1:08.769	0.558
15	17	SCHOFIELD / WHITNALL	41.073	17	SCHOFIELD / WHITNALL	27.470	15	17	SCHOFIELD / WHITN	1:08.543	1:08.991	0.448
16	10	WEBB / PIDWILL	41.316	10	WEBB / PIDWILL	27.820	16	10	WEBB / PIDWILL	1:09.136	1:09.520	0.384
17	121	LAWRENCE / HART	41.375	121	LAWRENCE / HART	28.223	17	121	LAWRENCE / HART	1:09.598	1:09.598	0.000
18	67	PETTMAN / JEFFREY	42.686	67	PETTMAN / JEFFREY	28.378	18	67	PETTMAN / JEFFREY	1:11.064	1:11.356	0.292

Weather / Track : Cloudy / Wet

Brands Hatch Indy
Circuit Length = 1.2079 miles
Start: 17:41 Flag 17:54 End: 17:56

Results can be found at www.tsl-timing.com

Printed - 17:57 Sunday, 29 March 2015