



# **BMCRC-MRO Championships 2015**

**Round 9  
Brands Hatch Indy**

**3<sup>rd</sup> & 4<sup>th</sup> October 2015**



**Results Provided by Timing Solutions Ltd**  
[www.tsl-timing.com](http://www.tsl-timing.com)



# BMZRC 250 MZ

Brands Hatch Indy

3<sup>rd</sup> & 4<sup>th</sup> October 2015



Results Provided by Timing Solutions Ltd

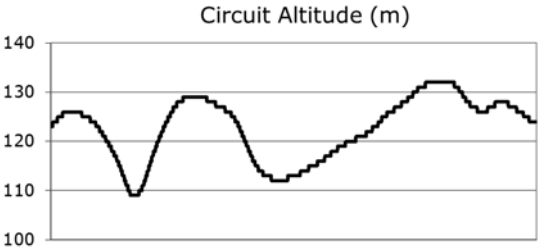
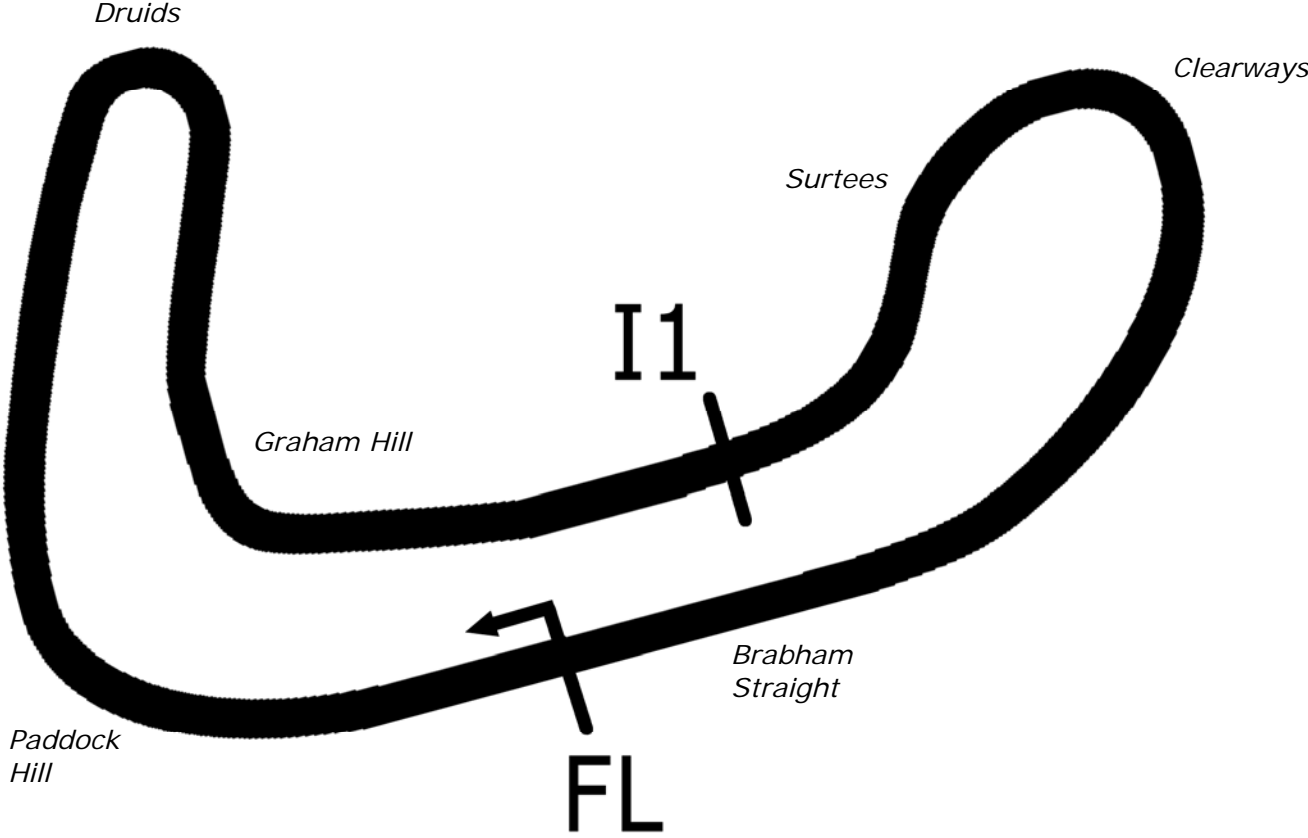
[www.tsl-timing.com](http://www.tsl-timing.com)

# Brands Hatch Indy



SPORTS TIMING

TIMING SOLUTIONS LTD



Length	1.2079 miles	1944.0 m	
FL		51.36032 N	0.26032 E
I1	1112m	51.35934 N	0.25955 E
Pit Entry	1669m	51.35911 N	0.25743 E
Pit Exit	83m after FL	51.36017 N	0.26051 E
Pit Entry–Pit Exit 332m, 19.9s @60kph, 14.9s @80kph			

## BMCRC - MRO Championships 2015 - Rnd 9 @ Brands Hatch Indy

### Freshdrop BMZRC 250 MZ

### PRACTICE - CLASSIFICATION

POS	NO	CL	PIC NAME	ENTRY	TIME	ON	LAPS	GAP	DIFF	MPH
1	75		1 Peter WOODALL	MZ - Core Projects Ltd	57.400	9	9			75.75
2	82		2 Mark TAYLOR	MZ - B K NOLTE contracts limited	57.829	3	5	0.429	0.429	75.19
3	95		3 Christopher ROGERS	MZ -	57.886	3	7	0.486	0.057	75.12
4	36		4 Joe BALDRY	MZ -	59.037	3	7	1.637	1.151	73.65
5	85		5 Andrew WALES	MZ - Illuminated Design LTD	59.469	12	13	2.069	0.432	73.12
6	96		6 Chris KENT	MZ - Open to Offers!	1:00.427	4	8	3.027	0.958	71.96
7	6		7 Jerry FROST	MZ -	1:00.556	7	13	3.156	0.129	71.81
8	114		8 Ryan ANDERSON	MZ -	1:00.622	2	13	3.222	0.066	71.73
9	22		9 Simon FINCH	MZ - The Bayard Partnership, ASK Plumbing & Heating	1:00.869	5	11	3.469	0.247	71.44
10	44	R	1 Robert DESOY	MZ - Walter Kaaden - Oscilloscopes	1:01.005	7	12	3.605	0.136	71.28
11	9	R	2 Gary HOWLETT	MZ - HS Racing	1:01.172	12	12	3.772	0.167	71.08
12	62	R	3 Nicholas BETTRIDGE	MZ -	1:01.390	10	12	3.990	0.218	70.83
13	20	R	4 Christopher WATSON	MZ - Expert Locksmiths Medway	1:02.066	8	12	4.666	0.676	70.06
14	65	R	5 Konrad BREESE	MZ - Banko de Mama & Papa	1:02.307	7	8	4.907	0.241	69.79
15	11	R	6 Ian SLAUGHTER	MZ -	1:02.338	4	5	4.938	0.031	69.75
16	18		10 Barry GREEN	MZ -	1:02.493	5	5	5.093	0.155	69.58
17	31		11 David BIGNELL	MZ -	1:02.684	12	12	5.284	0.191	69.37
18	5		12 Garry SAMETT	MZ - smallmouse	1:02.834	11	12	5.434	0.150	69.20
19	66		13 Mark VINCENT	MZ - Putoline	1:03.050	8	9	5.650	0.216	68.97
20	41		14 Gary WILLIAMS	MZ -	1:03.085	3	8	5.685	0.035	68.93
21	3		15 Max MAUD	MZ -	1:03.151	2	5	5.751	0.066	68.86
22	42		16 Des DAVIES	MZ - Lozz & Soss	1:03.347	4	6	5.947	0.196	68.64
23	43		17 Daniel BARFORD	MZ -	1:03.413	12	12	6.013	0.066	68.57
24	72	R	7 Jack COX	MZ -	1:04.141	10	12	6.741	0.728	67.79
25	94	R	8 Daniel ROOTS	MZ - MZ EXPERIENCE	1:04.264	7	12	6.864	0.123	67.66
26	97		18 Philip ROOTS	MZ - Show Connections Ltd	1:04.374	7	12	6.974	0.110	67.55
27	13		19 Ben HAWES	MZ -	1:04.445	9	10	7.045	0.071	67.47
28	7	R	9 David PATERSON	MZ - arnold self drive	1:05.080	4	12	7.680	0.635	66.81
29	38		20 Chris PETTET	MZ -	1:05.148	4	8	7.748	0.068	66.74
30	48	R	10 Paul CANHAM	MZ -	1:05.705	7	11	8.305	0.557	66.18
31	47		21 Richard FAYERS	MZ -	1:06.208	6	11	8.808	0.503	65.68
32	59	R	11 Keith SABBARTON	MZ -	1:07.027	10	11	9.627	0.819	64.87
33	25	R	12 Christopher CHADDERTON	MZ -	1:08.689	9	10	11.289	1.662	63.30
34	86		22 Kevin BURTON	MZ - k.racersshed	1:09.375	3	3	11.975	0.686	62.68
35	19		23 Dave HIGGINS	MZ -	1:09.832	7	8	12.432	0.457	62.27
36	93	R	13 Brian SKINNER	MZ - MZ EXPERIENCE	1:09.996	7	11	12.596	0.164	62.12
37	51	R	14 Duane SUTCH	MZ -	1:15.039	1	3	17.639	5.043	57.95
38	33		24 Greg WRIGHT	MZ - Neos-IT			0			

Weather / Track : Cloudy / Dry

These results are provisional until the conclusion of any judicial and technical matters.

Brands Hatch Indy

Circuit Length = 1.2079 miles

Start: 12:42 Flag 12:55 End: 12:56

Clerk Of Course :	Timekeeper :
-------------------	--------------

Results can be found at [www.tsl-timing.com](http://www.tsl-timing.com)

Printed - 12:57 Saturday, 03 October 2015



# BMCRC - MRO Championships 2015 - Rnd 9 @ Brands Hatch Indy

## Freshdrop BMZRC 250 MZ

### PRACTICE - SECTOR ANALYSIS

SECTOR 1 = FL to I1, SECTOR 2 = I1 to FL, DIFF = Difference To Personal Best Lap

<b>P1 75 Peter WOODALL</b>		MZ - Core Projects Ltd				
IDEAL LAP TIME : 57.313		BEST LAP TIME : 57.400				
		DIFFERENCE : 0.087				
LAP	SECTOR 1	SECTOR 2	LAP TIME	MPH	DIFF	TIME OF DAY
1 -	36.419	23.687	1:00.106	72.34	2.706	12:43:45.675
2 -	34.330	23.796	58.126	74.81	0.726	12:44:43.801
3 -	34.609	23.343	57.952 (2)	75.03	0.552	12:45:41.753
4 -	34.815	<b>23.207</b>	58.022 (3)	74.94	0.622	12:46:39.775
5 -	35.494	24.913	1:00.407	71.98	3.007	12:47:40.182
6 -	36.540	23.735	1:00.275	72.14	2.875	12:48:40.457
7 -	34.472	23.966	58.438	74.41	1.038	12:49:38.895
8 -	<b>34.106</b>	24.391	58.497	74.33	1.097	12:50:37.392
9 -	34.185	23.215	<b>57.400 (1)</b>	<b>75.75</b>		<b>12:51:34.792</b>

<b>P2 82 Mark TAYLOR</b>		MZ - B K NOLTE contracts limited				
IDEAL LAP TIME : 57.695		BEST LAP TIME : 57.829				
		DIFFERENCE : 0.134				
LAP	SECTOR 1	SECTOR 2	LAP TIME	MPH	DIFF	TIME OF DAY
1 -	36.431	24.290	1:00.721	71.61	2.892	12:43:48.180
2 -	34.886	<b>23.281</b>	58.167 (2)	74.76	0.338	12:44:46.347
3 -	<b>34.414</b>	23.415	<b>57.829 (1)</b>	<b>75.19</b>		<b>12:45:44.176</b>
4 -	35.023	23.517	58.540	74.28	0.711	12:46:42.716
5 -	34.563	23.650	58.213 (3)	74.70	0.384	12:47:40.929

<b>P3 95 Christopher ROGERS</b>		MZ -				
IDEAL LAP TIME : 57.745		BEST LAP TIME : 57.886				
		DIFFERENCE : 0.141				
LAP	SECTOR 1	SECTOR 2	LAP TIME	MPH	DIFF	TIME OF DAY
1 -	37.679	24.183	1:01.862	70.29	3.976	12:43:47.361
2 -	35.449	<b>23.165</b>	58.614 (3)	74.19	0.728	12:44:45.975
3 -	34.698	23.188	<b>57.886 (1)</b>	<b>75.12</b>		<b>12:45:43.861</b>
4 -	<b>34.580</b>	24.303	58.883	73.85	0.997	12:46:42.744
5 -	35.271	23.303	58.574 (2)	74.24	0.688	12:47:41.318
6 -	36.158	24.489	1:00.647	71.70	2.761	12:48:41.965
7 -	35.015	24.349	59.364	73.25	1.478	12:49:41.329

<b>P4 36 Joe BALDRY</b>		MZ -				
IDEAL LAP TIME : 58.656		BEST LAP TIME : 59.037				
		DIFFERENCE : 0.381				
LAP	SECTOR 1	SECTOR 2	LAP TIME	MPH	DIFF	TIME OF DAY
1 -	36.574	24.645	1:01.219	71.03	2.182	12:43:43.934
2 -	35.714	24.215	59.929	72.56	0.892	12:44:43.863
3 -	35.195	23.842	<b>59.037 (1)</b>	<b>73.65</b>		<b>12:45:42.900</b>
4 -	35.518	24.341	59.859	72.64	0.822	12:46:42.759
5 -	35.687	<b>23.625</b>	59.312 (3)	73.31	0.275	12:47:42.071
6 -	35.719	25.123	1:00.842	71.47	1.805	12:48:42.913
7 -	<b>35.031</b>	24.010	59.041 (2)	73.65	0.004	12:49:41.954

<b>P5 85 Andrew WALES</b>		MZ - Illuminated Design LTD				
IDEAL LAP TIME : 59.294		BEST LAP TIME : 59.469				
		DIFFERENCE : 0.175				
LAP	SECTOR 1	SECTOR 2	LAP TIME	MPH	DIFF	TIME OF DAY
1 -	38.007	24.717	1:02.724	69.32	3.255	12:43:45.557
2 -	35.949	24.435	1:00.384	72.01	0.915	12:44:45.941
3 -	36.007	24.166	1:00.173	72.26	0.704	12:45:46.114
4 -	35.691	24.029	59.720 (2)	72.81	0.251	12:46:45.834
5 -	35.637	25.165	1:00.802	71.52	1.333	12:47:46.636
6 -	35.730	24.126	59.856 (3)	72.65	0.387	12:48:46.492
7 -	35.992	24.640	1:00.632	71.72	1.163	12:49:47.124
8 -	<b>35.353</b>	25.706	1:01.059	71.21	1.590	12:50:48.183
9 -	35.949	24.075	1:00.024	72.44	0.555	12:51:48.207
10 -	36.358	25.293	1:01.651	70.53	2.182	12:52:49.858
11 -	35.679	25.027	1:00.706	71.63	1.237	12:53:50.564
12 -	35.528	<b>23.941</b>	<b>59.469 (1)</b>	<b>73.12</b>		<b>12:54:50.033</b>

Weather / Track : Cloudy / Dry

Brands Hatch Indy  
Circuit Length = 1.2079 miles  
Start: 12:42 Flag 12:55 End: 12:56

# BMCRC - MRO Championships 2015 - Rnd 9 @ Brands Hatch Indy

## Freshdrop BMZRC 250 MZ

### PRACTICE - SECTOR ANALYSIS

SECTOR 1 = FL to I1, SECTOR 2 = I1 to FL, DIFF = Difference To Personal Best Lap

13 - 36.054 24.150 1:00.204 72.23 0.735 12:55:50.237

P6 96 Chris KENT			MZ - Open to Offers!			
IDEAL LAP TIME : 59.906		BEST LAP TIME : 1:00.427		DIFFERENCE : 0.521		
LAP	SECTOR 1	SECTOR 2	LAP TIME	MPH	DIFF	TIME OF DAY
1 -	42.183	25.452	1:07.635	64.29	7.208	12:44:08.492
2 -	37.286	24.250	1:01.536	70.66	1.109	12:45:10.028
3 -	<b>35.777</b>	24.792	1:00.569 (3)	71.79	0.142	12:46:10.597
4 -	36.252	24.175	<b>1:00.427 (1)</b>	<b>71.96</b>		<b>12:47:11.024</b>
5 -	36.578	24.364	1:00.942	71.35	0.515	12:48:11.966
6 -	36.438	24.858	1:01.296	70.94	0.869	12:49:13.262
7 -	36.303	24.667	1:00.970	71.32	0.543	12:50:14.232
8 -	36.416	<b>24.129</b>	1:00.545 (2)	71.82	0.118	12:51:14.777

P7 6 Jerry FROST			MZ -			
IDEAL LAP TIME : 1:00.319		BEST LAP TIME : 1:00.556		DIFFERENCE : 0.237		
LAP	SECTOR 1	SECTOR 2	LAP TIME	MPH	DIFF	TIME OF DAY
1 -	38.169	<b>24.376</b>	1:02.545	69.52	1.989	12:43:50.898
2 -	36.223	24.569	1:00.792 (2)	71.53	0.236	12:44:51.690
3 -	36.817	24.654	1:01.471	70.74	0.915	12:45:53.161
4 -	36.264	25.419	1:01.683	70.49	1.127	12:46:54.844
5 -	36.413	25.124	1:01.537	70.66	0.981	12:47:56.381
6 -	36.122	27.247	1:03.369	68.62	2.813	12:48:59.750
7 -	35.957	24.599	<b>1:00.556 (1)</b>	<b>71.81</b>		<b>12:50:00.306</b>
8 -	37.241	25.583	1:02.824	69.21	2.268	12:51:03.130
9 -	36.429	24.679	1:01.108	71.16	0.552	12:52:04.238
10 -	36.934	24.716	1:01.650	70.53	1.094	12:53:05.888
11 -	<b>35.943</b>	25.098	1:01.041 (3)	71.24	0.485	12:54:06.929
12 -	36.332	25.242	1:01.574	70.62	1.018	12:55:08.503
13 -	40.674	26.351	1:07.025	64.88	6.469	12:56:15.528

P8 114 Ryan ANDERSON			MZ -			
IDEAL LAP TIME : 1:00.622		BEST LAP TIME : 1:00.622		DIFFERENCE : 0.000		
LAP	SECTOR 1	SECTOR 2	LAP TIME	MPH	DIFF	TIME OF DAY
1 -	37.429	25.048	1:02.477	69.60	1.855	12:43:50.475
2 -	<b>36.078</b>	<b>24.544</b>	<b>1:00.622 (1)</b>	<b>71.73</b>		<b>12:44:51.097</b>
3 -	36.359	24.592	1:00.951 (2)	71.34	0.329	12:45:52.048
4 -	36.763	25.405	1:02.168	69.94	1.546	12:46:54.216
5 -	36.808	24.773	1:01.581	70.61	0.959	12:47:55.797
6 -	36.290	26.497	1:02.787	69.25	2.165	12:48:58.584
7 -	36.369	24.887	1:01.256	70.99	0.634	12:49:59.840
8 -	37.360	25.385	1:02.745	69.30	2.123	12:51:02.585
9 -	36.498	24.577	1:01.075 (3)	71.20	0.453	12:52:03.660
10 -	36.191	25.261	1:01.452	70.76	0.830	12:53:05.112
11 -	36.488	24.877	1:01.365	70.86	0.743	12:54:06.477
12 -	36.597	25.202	1:01.799	70.36	1.177	12:55:08.276
13 -	40.174	26.532	1:06.706	65.19	6.084	12:56:14.982

P9 22 Simon FINCH			MZ - The Bayard Partnership, ASK Plumbing & Heating			
IDEAL LAP TIME : 1:00.579		BEST LAP TIME : 1:00.869		DIFFERENCE : 0.290		
LAP	SECTOR 1	SECTOR 2	LAP TIME	MPH	DIFF	TIME OF DAY
1 -	38.786	26.062	1:04.848	67.05	3.979	12:44:21.309
2 -	37.386	25.681	1:03.067	68.95	2.198	12:45:24.376
3 -	39.564	25.587	1:05.151	66.74	4.282	12:46:29.527
4 -	36.673	25.700	1:02.373	69.71	1.504	12:47:31.900
5 -	36.509	<b>24.360</b>	<b>1:00.869 (1)</b>	<b>71.44</b>		<b>12:48:32.769</b>
6 -	<b>36.219</b>	24.993	1:01.212 (2)	71.04	0.343	12:49:33.981
7 -	36.636	25.167	1:01.803	70.36	0.934	12:50:35.784
8 -	39.859	24.926	1:04.785	67.12	3.916	12:51:40.569
9 -	36.676	24.880	1:01.556	70.64	0.687	12:52:42.125

Weather / Track : Cloudy / Dry

Brands Hatch Indy  
Circuit Length = 1.2079 miles  
Start: 12:42 Flag 12:55 End: 12:56

# BMCRC - MRO Championships 2015 - Rnd 9 @ Brands Hatch Indy

## Freshdrop BMZRC 250 MZ

### PRACTICE - SECTOR ANALYSIS

SECTOR 1 = FL to I1, SECTOR 2 = I1 to FL, DIFF = Difference To Personal Best Lap

10 -	36.441	24.881	1:01.322 (3)	70.91	0.453	12:53:43.447
11 -	36.897	24.634	1:01.531	70.67	0.662	12:54:44.978

P10 44 R Robert DESROY		MZ - Walter Kaaden - Oscilloscopes				
IDEAL LAP TIME : 1:00.838		BEST LAP TIME : 1:01.005		DIFFERENCE : 0.167		
LAP	SECTOR 1	SECTOR 2	LAP TIME	MPH	DIFF	TIME OF DAY
1 -	39.799	26.257	1:06.056	65.83	5.051	12:43:58.008
2 -	37.507	24.951	1:02.458	69.62	1.453	12:45:00.466
3 -	38.172	24.759	1:02.931	69.10	1.926	12:46:03.397
4 -	37.027	25.510	1:02.537	69.53	1.532	12:47:05.934
5 -	37.037	25.171	1:02.208	69.90	1.203	12:48:08.142
6 -	36.627	24.898	1:01.525 (3)	70.68	0.520	12:49:09.667
7 -	36.422	<b>24.583</b>	<b>1:01.005 (1)</b>	<b>71.28</b>		<b>12:50:10.672</b>
8 -	<b>36.255</b>	24.807	1:01.062 (2)	71.21	0.057	12:51:11.734
9 -	37.212	25.635	1:02.847	69.19	1.842	12:52:14.581
10 -	37.479	26.535	1:04.014	67.93	3.009	12:53:18.595
11 -	37.710	24.880	1:02.590	69.47	1.585	12:54:21.185
12 -	37.290	25.364	1:02.654	69.40	1.649	12:55:23.839

P11 9 R Gary HOWLETT		MZ - HS Racing				
IDEAL LAP TIME : 1:01.066		BEST LAP TIME : 1:01.172		DIFFERENCE : 0.106		
LAP	SECTOR 1	SECTOR 2	LAP TIME	MPH	DIFF	TIME OF DAY
1 -	37.891	25.987	1:03.878	68.07	2.706	12:43:55.894
2 -	37.472	24.867	1:02.339	69.75	1.167	12:44:58.233
3 -	37.100	24.643	1:01.743	70.43	0.571	12:45:59.976
4 -	37.325	25.287	1:02.612	69.45	1.440	12:47:02.588
5 -	37.519	24.539	1:02.058	70.07	0.886	12:48:04.646
6 -	37.751	24.995	1:02.746	69.30	1.574	12:49:07.392
7 -	37.036	25.262	1:02.298	69.80	1.126	12:50:09.690
8 -	36.916	24.541	1:01.457 (2)	70.75	0.285	12:51:11.147
9 -	37.059	25.233	1:02.292	69.80	1.120	12:52:13.439
10 -	<b>36.545</b>	25.140	1:01.685 (3)	70.49	0.513	12:53:15.124
11 -	37.372	25.055	1:02.427	69.65	1.255	12:54:17.551
12 -	36.651	<b>24.521</b>	<b>1:01.172 (1)</b>	<b>71.08</b>		<b>12:55:18.723</b>

P12 62 R Nicholas BETTRIDGE		MZ -				
IDEAL LAP TIME : 1:01.380		BEST LAP TIME : 1:01.390		DIFFERENCE : 0.010		
LAP	SECTOR 1	SECTOR 2	LAP TIME	MPH	DIFF	TIME OF DAY
1 -	41.126	25.725	1:06.851	65.04	5.461	12:44:06.884
2 -	37.626	25.426	1:03.052	68.96	1.662	12:45:09.936
3 -	37.249	24.857	1:02.106 (3)	70.01	0.716	12:46:12.042
4 -	37.518	25.378	1:02.896	69.13	1.506	12:47:14.938
5 -	37.830	25.286	1:03.116	68.89	1.726	12:48:18.054
6 -	37.449	25.291	1:02.740	69.31	1.350	12:49:20.794
7 -	37.778	24.892	1:02.670	69.38	1.280	12:50:23.464
8 -	37.464	24.675	1:02.139	69.98	0.749	12:51:25.603
9 -	<b>36.858</b>	26.648	1:03.506	68.47	2.116	12:52:29.109
10 -	36.868	<b>24.522</b>	<b>1:01.390 (1)</b>	<b>70.83</b>		<b>12:53:30.499</b>
11 -	36.990	24.535	1:01.525 (2)	70.68	0.135	12:54:32.024
12 -	37.212	26.334	1:03.546	68.43	2.156	12:55:35.570

P13 20 R Christopher WATSON		MZ - Expert Locksmiths Medway				
IDEAL LAP TIME : 1:02.023		BEST LAP TIME : 1:02.066		DIFFERENCE : 0.043		
LAP	SECTOR 1	SECTOR 2	LAP TIME	MPH	DIFF	TIME OF DAY
1 -	38.182	25.474	1:03.656	68.31	1.590	12:43:48.763
2 -	<b>36.969</b>	25.512	1:02.481 (2)	69.59	0.415	12:44:51.244
3 -	37.510	25.499	1:03.009	69.01	0.943	12:45:54.253
4 -	37.527	26.022	1:03.549	68.42	1.483	12:46:57.802
5 -	37.454	25.262	1:02.716	69.33	0.650	12:48:00.518
6 -	37.276	25.284	1:02.560 (3)	69.51	0.494	12:49:03.078

Weather / Track : Cloudy / Dry

Brands Hatch Indy  
Circuit Length = 1.2079 miles  
Start: 12:42 Flag 12:55 End: 12:56

# BMCRC - MRO Championships 2015 - Rnd 9 @ Brands Hatch Indy

## Freshdrop BMZRC 250 MZ

### PRACTICE - SECTOR ANALYSIS

SECTOR 1 = FL to I1, SECTOR 2 = I1 to FL, DIFF = Difference To Personal Best Lap

7 -	38.606	25.724	1:04.330	67.59	2.264	12:50:07.408
<b>8 -</b>	<b>37.012</b>	<b>25.054</b>	<b>1:02.066 (1)</b>	<b>70.06</b>		<b>12:51:09.474</b>
9 -	37.327	25.275	1:02.602	69.46	0.536	12:52:12.076
10 -	37.493	25.726	1:03.219	68.78	1.153	12:53:15.295
11 -	37.545	26.558	1:04.103	67.83	2.037	12:54:19.398
12 -	37.470	25.713	1:03.183	68.82	1.117	12:55:22.581

P14 65 R Konrad BREESE		MZ - Banko de Mama & Papa				
IDEAL LAP TIME : 1:02.289		BEST LAP TIME : 1:02.307		DIFFERENCE : 0.018		
LAP	SECTOR 1	SECTOR 2	LAP TIME	MPH	DIFF	TIME OF DAY
1 -	42.542	27.350	1:09.892	62.21	7.585	12:44:12.679
2 -	38.515	25.739	1:04.254	67.67	1.947	12:45:16.933
3 -	37.810	25.489	1:03.299	68.69	0.992	12:46:20.232
4 -	37.757	25.517	1:03.274	68.72	0.967	12:47:23.506
5 -	38.352	25.851	1:04.203	67.73	1.896	12:48:27.709
6 -	37.598	<b>25.280</b>	<b>1:02.878 (2)</b>	69.15	0.571	12:49:30.587
7 -	37.019	25.288	<b>1:02.307 (1)</b>	<b>69.79</b>		<b>12:50:32.894</b>
8 -	<b>37.009</b>	26.249	<b>1:03.258 (3)</b>	68.74	0.951	12:51:36.152

P15 11 R Ian SLAUGHTER		MZ -				
IDEAL LAP TIME : 1:02.338		BEST LAP TIME : 1:02.338		DIFFERENCE : 0.000		
LAP	SECTOR 1	SECTOR 2	LAP TIME	MPH	DIFF	TIME OF DAY
1 -	41.642	26.636	1:08.278	63.68	5.940	12:44:08.047
2 -	37.959	26.025	1:03.984 (2)	67.96	1.646	12:45:12.031
3 -	37.819	26.344	1:04.163 (3)	67.77	1.825	12:46:16.194
4 -	<b>37.143</b>	<b>25.195</b>	<b>1:02.338 (1)</b>	<b>69.75</b>		<b>12:47:18.532</b>
5 -	38.268	25.998	1:04.266	67.66	1.928	12:48:22.798

P16 18 Barry GREEN		MZ -				
IDEAL LAP TIME : 1:02.427		BEST LAP TIME : 1:02.493		DIFFERENCE : 0.066		
LAP	SECTOR 1	SECTOR 2	LAP TIME	MPH	DIFF	TIME OF DAY
1 -	40.016	25.787	1:05.803	66.08	3.310	12:43:56.731
2 -	38.033	25.127	1:03.160 (3)	68.85	0.667	12:44:59.891
3 -	37.836	<b>25.064</b>	1:02.900 (2)	69.13	0.407	12:46:02.791
4 -	37.736	25.724	1:03.460	68.52	0.967	12:47:06.251
5 -	<b>37.363</b>	25.130	<b>1:02.493 (1)</b>	<b>69.58</b>		<b>12:48:08.744</b>

P17 31 David BIGNELL		MZ -				
IDEAL LAP TIME : 1:02.553		BEST LAP TIME : 1:02.684		DIFFERENCE : 0.131		
LAP	SECTOR 1	SECTOR 2	LAP TIME	MPH	DIFF	TIME OF DAY
1 -	40.910	26.622	1:07.532	64.39	4.848	12:43:55.818
2 -	38.319	25.224	1:03.543	68.43	0.859	12:44:59.361
3 -	39.241	25.415	1:04.656	67.25	1.972	12:46:04.017
4 -	37.957	25.412	1:03.369	68.62	0.685	12:47:07.386
5 -	38.719	25.345	1:04.064	67.87	1.380	12:48:11.450
6 -	38.301	25.733	1:04.034	67.91	1.350	12:49:15.484
7 -	38.007	25.271	1:03.278 (3)	68.72	0.594	12:50:18.762
8 -	38.269	25.394	1:03.663	68.30	0.979	12:51:22.425
9 -	38.812	25.385	1:04.197	67.73	1.513	12:52:26.622
10 -	38.448	25.445	1:03.893	68.06	1.209	12:53:30.515
11 -	37.999	<b>24.775</b>	1:02.774 (2)	69.27	0.090	12:54:33.289
12 -	<b>37.778</b>	24.906	<b>1:02.684 (1)</b>	<b>69.37</b>		<b>12:55:35.973</b>

P18 5 Garry SAMETT		MZ - smallmouse				
IDEAL LAP TIME : 1:02.757		BEST LAP TIME : 1:02.834		DIFFERENCE : 0.077		
LAP	SECTOR 1	SECTOR 2	LAP TIME	MPH	DIFF	TIME OF DAY
1 -	42.990	27.547	1:10.537	61.64	7.703	12:44:18.854
2 -	39.608	25.784	1:05.392	66.50	2.558	12:45:24.246
3 -	40.263	27.111	1:07.374	64.54	4.540	12:46:31.620

Weather / Track : Cloudy / Dry

Brands Hatch Indy  
Circuit Length = 1.2079 miles  
Start: 12:42 Flag 12:55 End: 12:56



# BMCRC - MRO Championships 2015 - Rnd 9 @ Brands Hatch Indy

## Freshdrop BMZRC 250 MZ

### PRACTICE - SECTOR ANALYSIS

SECTOR 1 = FL to I1, SECTOR 2 = I1 to FL, DIFF = Difference To Personal Best Lap

4 -	39.004	25.748	1:04.752	67.15	1.918	12:47:36.372
5 -	41.025	26.227	1:07.252	64.66	4.418	12:48:43.624
6 -	38.343	25.244	1:03.587	68.38	0.753	12:49:47.211
7 -	37.835	25.910	1:03.745	68.21	0.911	12:50:50.956
8 -	38.383	25.230	1:03.613	68.36	0.779	12:51:54.569
9 -	38.308	25.113	1:03.421 (3)	68.56	0.587	12:52:57.990
10 -	38.208	<b>25.042</b>	1:03.250 (2)	68.75	0.416	12:54:01.240
11 -	<b>37.715</b>	25.119	<b>1:02.834 (1)</b>	<b>69.20</b>		<b>12:55:04.074</b>
12 -	39.097	26.256	1:05.353	66.54	2.519	12:56:09.427

P19 66 Mark VINCENT			MZ - Putoline			
IDEAL LAP TIME : 1:03.039		BEST LAP TIME : 1:03.050		DIFFERENCE : 0.011		
LAP	SECTOR 1	SECTOR 2	LAP TIME	MPH	DIFF	TIME OF DAY
1 -	40.018	26.050	1:06.068	65.82	3.018	12:43:58.126
2 -	38.430	25.524	1:03.954	67.99	0.904	12:45:02.080
3 -	38.216	25.992	1:04.208	67.72	1.158	12:46:06.288
4 -	37.999	25.336	1:03.335 (3)	68.66	0.285	12:47:09.623
5 -	38.002	25.360	1:03.362	68.63	0.312	12:48:12.985
6 -	<b>37.946</b>	25.294	1:03.240 (2)	68.76	0.190	12:49:16.225
7 -	38.243	25.593	1:03.836	68.12	0.786	12:50:20.061
8 -	37.957	<b>25.093</b>	<b>1:03.050 (1)</b>	<b>68.97</b>		<b>12:51:23.111</b>
9 -	39.227	27.665	1:06.892	65.00	3.842	12:52:30.003

P20 41 Gary WILLIAMS			MZ -			
IDEAL LAP TIME : 1:02.862		BEST LAP TIME : 1:03.085		DIFFERENCE : 0.223		
LAP	SECTOR 1	SECTOR 2	LAP TIME	MPH	DIFF	TIME OF DAY
1 -	40.084	26.039	1:06.123	65.76	3.038	12:43:59.276
2 -	38.110	<b>25.323</b>	1:03.433	68.55	0.348	12:45:02.709
3 -	37.608	25.477	<b>1:03.085 (1)</b>	<b>68.93</b>		<b>12:46:05.794</b>
4 -	37.867	25.439	1:03.306	68.69	0.221	12:47:09.100
5 -	<b>37.539</b>	25.656	1:03.195 (3)	68.81	0.110	12:48:12.295
6 -	37.707	25.920	1:03.627	68.34	0.542	12:49:15.922
7 -	37.663	25.523	1:03.186 (2)	68.82	0.101	12:50:19.108
8 -	38.026	25.616	1:03.642	68.32	0.557	12:51:22.750

P21 3 Max MAUD			MZ -			
IDEAL LAP TIME : 1:03.103		BEST LAP TIME : 1:03.151		DIFFERENCE : 0.048		
LAP	SECTOR 1	SECTOR 2	LAP TIME	MPH	DIFF	TIME OF DAY
1 -	40.485	26.500	1:06.985	64.91	3.834	12:43:56.020
2 -	37.718	25.433	<b>1:03.151 (1)</b>	<b>68.86</b>		<b>12:44:59.171</b>
3 -	37.922	<b>25.406</b>	1:03.328 (2)	68.66	0.177	12:46:02.499
4 -	<b>37.697</b>	25.857	1:03.554 (3)	68.42	0.403	12:47:06.053
5 -	38.446	25.523	1:03.969	67.97	0.818	12:48:10.022

P22 42 Des DAVIES			MZ - Lozz & Soss			
IDEAL LAP TIME : 1:03.152		BEST LAP TIME : 1:03.347		DIFFERENCE : 0.195		
LAP	SECTOR 1	SECTOR 2	LAP TIME	MPH	DIFF	TIME OF DAY
1 -	43.101	27.440	1:10.541	61.64	7.194	12:44:18.134
2 -	38.607	26.573	1:05.180	66.71	1.833	12:45:23.314
3 -	38.403	26.473	1:04.876 (3)	67.02	1.529	12:46:28.190
4 -	<b>37.630</b>	25.717	<b>1:03.347 (1)</b>	<b>68.64</b>		<b>12:47:31.537</b>
5 -	39.365	<b>25.522</b>	1:04.887	67.01	1.540	12:48:36.424
6 -	37.906	25.837	1:03.743 (2)	68.22	0.396	12:49:40.167

P23 43 Daniel BARFORD			MZ -			
IDEAL LAP TIME : 1:03.413		BEST LAP TIME : 1:03.413		DIFFERENCE : 0.000		
LAP	SECTOR 1	SECTOR 2	LAP TIME	MPH	DIFF	TIME OF DAY
1 -	40.691	26.679	1:07.370	64.54	3.957	12:43:59.784
2 -	39.322	26.643	1:05.965	65.92	2.552	12:45:05.749

Weather / Track : Cloudy / Dry

Brands Hatch Indy  
Circuit Length = 1.2079 miles  
Start: 12:42 Flag 12:55 End: 12:56

# BMCRC - MRO Championships 2015 - Rnd 9 @ Brands Hatch Indy

## Freshdrop BMZRC 250 MZ

### PRACTICE - SECTOR ANALYSIS

SECTOR 1 = FL to I1, SECTOR 2 = I1 to FL, DIFF = Difference To Personal Best Lap

3 -	39.266	26.493	1:05.759	66.12	2.346	12:46:11.508
4 -	38.920	25.780	1:04.700	67.21	1.287	12:47:16.208
5 -	39.333	26.121	1:05.454	66.43	2.041	12:48:21.662
6 -	38.383	25.711	1:04.094 (3)	67.84	0.681	12:49:25.756
7 -	38.552	26.133	1:04.685	67.22	1.272	12:50:30.441
8 -	38.254	25.766	1:04.020 (2)	67.92	0.607	12:51:34.461
9 -	38.769	27.476	1:06.245	65.64	2.832	12:52:40.706
10 -	38.653	25.728	1:04.381	67.54	0.968	12:53:45.087
11 -	38.347	26.499	1:04.846	67.06	1.433	12:54:49.933
12 -	<b>38.051</b>	<b>25.362</b>	<b>1:03.413 (1)</b>	<b>68.57</b>		<b>12:55:53.346</b>

P24 72 R Jack COX			MZ -			
IDEAL LAP TIME : 1:04.141		BEST LAP TIME : 1:04.141		DIFFERENCE : 0.000		
LAP	SECTOR 1	SECTOR 2	LAP TIME	MPH	DIFF	TIME OF DAY
1 -	41.993	27.554	1:09.547	62.52	5.406	12:44:03.461
2 -	39.816	27.467	1:07.283	64.63	3.142	12:45:10.744
3 -	39.015	26.642	1:05.657	66.23	1.516	12:46:16.401
4 -	38.633	26.546	1:05.179 (3)	66.71	1.038	12:47:21.580
5 -	39.628	26.659	1:06.287	65.60	2.146	12:48:27.867
6 -	38.717	26.281	1:04.998 (2)	66.90	0.857	12:49:32.865
7 -	39.197	26.375	1:05.572	66.31	1.431	12:50:38.437
8 -	39.432	26.475	1:05.907	65.98	1.766	12:51:44.344
9 -	39.038	27.830	1:06.868	65.03	2.727	12:52:51.212
10 -	<b>38.179</b>	<b>25.962</b>	<b>1:04.141 (1)</b>	<b>67.79</b>		<b>12:53:55.353</b>
11 -	38.965	26.464	1:05.429	66.46	1.288	12:55:00.782
12 -	39.290	26.615	1:05.905	65.98	1.764	12:56:06.687

P25 94 R Daniel ROOTS			MZ - MZ EXPERIENCE			
IDEAL LAP TIME : 1:04.062		BEST LAP TIME : 1:04.264		DIFFERENCE : 0.202		
LAP	SECTOR 1	SECTOR 2	LAP TIME	MPH	DIFF	TIME OF DAY
1 -	40.553	26.782	1:07.335	64.58	3.071	12:44:07.034
2 -	38.645	26.283	1:04.928	66.97	0.664	12:45:11.962
3 -	38.673	<b>25.935</b>	1:04.608 (2)	67.30	0.344	12:46:16.570
4 -	40.113	25.994	1:06.107	65.78	1.843	12:47:22.677
5 -	38.907	27.291	1:06.198	65.69	1.934	12:48:28.875
6 -	38.772	26.207	1:04.979	66.92	0.715	12:49:33.854
7 -	<b>38.127</b>	26.137	<b>1:04.264 (1)</b>	<b>67.66</b>		<b>12:50:38.118</b>
8 -	40.072	27.062	1:07.134	64.77	2.870	12:51:45.252
9 -	38.916	26.444	1:05.360	66.53	1.096	12:52:50.612
10 -	38.348	26.348	1:04.696 (3)	67.21	0.432	12:53:55.308
11 -	39.276	26.742	1:06.018	65.86	1.754	12:55:01.326
12 -	39.302	26.350	1:05.652	66.23	1.388	12:56:06.978

P26 97 Philip ROOTS			MZ - Show Connections Ltd			
IDEAL LAP TIME : 1:04.344		BEST LAP TIME : 1:04.374		DIFFERENCE : 0.030		
LAP	SECTOR 1	SECTOR 2	LAP TIME	MPH	DIFF	TIME OF DAY
1 -	41.644	26.867	1:08.511	63.47	4.137	12:44:03.634
2 -	39.142	27.328	1:06.470	65.42	2.096	12:45:10.104
3 -	38.862	26.638	1:05.500	66.39	1.126	12:46:15.604
4 -	40.312	26.524	1:06.836	65.06	2.462	12:47:22.440
5 -	39.650	26.280	1:05.930	65.95	1.556	12:48:28.370
6 -	39.447	26.393	1:05.840	66.04	1.466	12:49:34.210
7 -	<b>38.427</b>	25.947	<b>1:04.374 (1)</b>	<b>67.55</b>		<b>12:50:38.584</b>
8 -	39.822	26.961	1:06.783	65.11	2.409	12:51:45.367
9 -	39.192	26.772	1:05.964	65.92	1.590	12:52:51.331
10 -	38.671	26.279	1:04.950 (2)	66.95	0.576	12:53:56.281
11 -	39.172	<b>25.917</b>	1:05.089 (3)	66.81	0.715	12:55:01.370
12 -	39.030	26.375	1:05.405	66.48	1.031	12:56:06.775

Weather / Track : Cloudy / Dry

Brands Hatch Indy  
Circuit Length = 1.2079 miles  
Start: 12:42 Flag 12:55 End: 12:56

# BMCRC - MRO Championships 2015 - Rnd 9 @ Brands Hatch Indy

## Freshdrop BMZRC 250 MZ

### PRACTICE - SECTOR ANALYSIS

SECTOR 1 = FL to I1, SECTOR 2 = I1 to FL, DIFF = Difference To Personal Best Lap

P27 13		Ben HAWES		MZ -			
IDEAL LAP TIME : 1:04.231		BEST LAP TIME : 1:04.445		DIFFERENCE : 0.214			
LAP	SECTOR 1	SECTOR 2	LAP TIME	MPH	DIFF	TIME OF DAY	
1 -	48.887	IN PIT	3:18.189 P	21.94	2:13.744	12:46:18.701	
2 -	OUTLAP	26.979	1:11.228	61.05	6.783	12:47:29.929	
3 -	40.525	26.248	1:06.773	65.12	2.328	12:48:36.702	
4 -	39.498	26.114	1:05.612	66.27	1.167	12:49:42.314	
5 -	39.868	28.977	1:08.845	63.16	4.400	12:50:51.159	
6 -	39.242	25.996	1:05.238 (2)	66.65	0.793	12:51:56.397	
7 -	39.476	<b>25.769</b>	1:05.245 (3)	66.65	0.800	12:53:01.642	
8 -	39.515	25.852	1:05.367	66.52	0.922	12:54:07.009	
9 -	<b>38.462</b>	25.983	<b>1:04.445 (1)</b>	<b>67.47</b>		<b>12:55:11.454</b>	
10 -	40.732	28.420	1:09.152	62.88	4.707	12:56:20.606	

P28 7 R		David PATERSON		MZ - arnold self drive			
IDEAL LAP TIME : 1:05.063		BEST LAP TIME : 1:05.080		DIFFERENCE : 0.017			
LAP	SECTOR 1	SECTOR 2	LAP TIME	MPH	DIFF	TIME OF DAY	
1 -	40.123	28.040	1:08.163	63.79	3.083	12:44:00.823	
2 -	38.799	26.796	1:05.595 (3)	66.29	0.515	12:45:06.418	
3 -	38.850	26.944	1:05.794	66.09	0.714	12:46:12.212	
4 -	<b>38.521</b>	26.559	<b>1:05.080 (1)</b>	<b>66.81</b>		<b>12:47:17.292</b>	
5 -	38.642	<b>26.542</b>	1:05.184 (2)	66.71	0.104	12:48:22.476	
6 -	39.204	27.108	1:06.312	65.57	1.232	12:49:28.788	
7 -	41.122	27.844	1:08.966	63.05	3.886	12:50:37.754	
8 -	40.228	27.078	1:07.306	64.60	2.226	12:51:45.060	
9 -	42.816	29.145	1:11.961	60.43	6.881	12:52:57.021	
10 -	40.679	27.188	1:07.867	64.07	2.787	12:54:04.888	
11 -	39.505	26.955	1:06.460	65.43	1.380	12:55:11.348	
12 -	40.612	28.754	1:09.366	62.69	4.286	12:56:20.714	

P29 38		Chris PETTET		MZ -			
IDEAL LAP TIME : 1:04.583		BEST LAP TIME : 1:05.148		DIFFERENCE : 0.565			
LAP	SECTOR 1	SECTOR 2	LAP TIME	MPH	DIFF	TIME OF DAY	
1 -	39.681	27.249	1:06.930	64.97	1.782	12:44:16.315	
2 -	40.183	26.976	1:07.159	64.75	2.011	12:45:23.474	
3 -	40.748	26.599	1:07.347	64.57	2.199	12:46:30.821	
4 -	<b>38.866</b>	26.282	<b>1:05.148 (1)</b>	<b>66.74</b>		<b>12:47:35.969</b>	
5 -	42.695	26.371	1:09.066	62.96	3.918	12:48:45.035	
6 -	39.459	<b>25.717</b>	1:05.176 (2)	66.72	0.028	12:49:50.211	
7 -	40.125	26.943	1:07.068	64.83	1.920	12:50:57.279	
8 -	39.192	26.119	1:05.311 (3)	66.58	0.163	12:52:02.590	

P30 48 R		Paul CANHAM		MZ -			
IDEAL LAP TIME : 1:05.535		BEST LAP TIME : 1:05.705		DIFFERENCE : 0.170			
LAP	SECTOR 1	SECTOR 2	LAP TIME	MPH	DIFF	TIME OF DAY	
1 -	45.100	28.052	1:13.152	59.44	7.447	12:44:15.410	
2 -	40.829	27.596	1:08.425	63.55	2.720	12:45:23.835	
3 -	41.509	27.457	1:08.966	63.05	3.261	12:46:32.801	
4 -	41.486	27.764	1:09.250	62.79	3.545	12:47:42.051	
5 -	40.659	27.621	1:08.280	63.68	2.575	12:48:50.331	
6 -	40.339	26.861	1:07.200	64.71	1.495	12:49:57.531	
7 -	39.451	<b>26.254</b>	<b>1:05.705 (1)</b>	<b>66.18</b>		<b>12:51:03.236</b>	
8 -	<b>39.281</b>	26.553	1:05.834 (3)	66.05	0.129	12:52:09.070	
9 -	39.695	26.689	1:06.384	65.50	0.679	12:53:15.454	
10 -	39.364	26.553	1:05.917	65.97	0.212	12:54:21.371	
11 -	39.315	26.475	1:05.790 (2)	66.09	0.085	12:55:27.161	

Weather / Track : Cloudy / Dry

Brands Hatch Indy  
Circuit Length = 1.2079 miles  
Start: 12:42 Flag 12:55 End: 12:56

# BMCRC - MRO Championships 2015 - Rnd 9 @ Brands Hatch Indy

## Freshdrop BMZRC 250 MZ

### PRACTICE - SECTOR ANALYSIS

SECTOR 1 = FL to I1, SECTOR 2 = I1 to FL, DIFF = Difference To Personal Best Lap

P31 47		Richard FAYERS		MZ -		
IDEAL LAP TIME : 1:06.206		BEST LAP TIME : 1:06.208		DIFFERENCE : 0.002		
LAP	SECTOR 1	SECTOR 2	LAP TIME	MPH	DIFF	TIME OF DAY
1 -	43.326	27.682	1:11.008	61.24	4.800	12:44:12.427
2 -	40.547	27.091	1:07.638	64.29	1.430	12:45:20.065
3 -	41.338	26.958	1:08.296	63.67	2.088	12:46:28.361
4 -	40.464	26.849	1:07.313	64.60	1.105	12:47:35.674
5 -	41.339	26.659	1:07.998	63.95	1.790	12:48:43.672
6 -	<b>39.778</b>	26.430	<b>1:06.208 (1)</b>	<b>65.68</b>		<b>12:49:49.880</b>
7 -	40.095	27.081	1:07.176	64.73	0.968	12:50:57.056
8 -	40.318	26.501	1:06.819 (3)	65.08	0.611	12:52:03.875
9 -	40.378	27.464	1:07.842	64.09	1.634	12:53:11.717
10 -	40.783	26.729	1:07.512	64.41	1.304	12:54:19.229
11 -	40.026	<b>26.428</b>	1:06.454 (2)	65.43	0.246	12:55:25.683

P32 59 R		Keith SABBARTON		MZ -		
IDEAL LAP TIME : 1:07.015		BEST LAP TIME : 1:07.027		DIFFERENCE : 0.012		
LAP	SECTOR 1	SECTOR 2	LAP TIME	MPH	DIFF	TIME OF DAY
1 -	43.725	28.457	1:12.182	60.24	5.155	12:44:12.844
2 -	41.241	28.112	1:09.353	62.70	2.326	12:45:22.197
3 -	41.927	28.325	1:10.252	61.90	3.225	12:46:32.449
4 -	41.466	27.771	1:09.237	62.80	2.210	12:47:41.686
5 -	40.914	27.602	1:08.516	63.46	1.489	12:48:50.202
6 -	40.556	27.564	1:08.120	63.83	1.093	12:49:58.322
7 -	41.041	27.564	1:08.605	63.38	1.578	12:51:06.927
8 -	40.775	<b>27.116</b>	1:07.891	64.05	0.864	12:52:14.818
9 -	39.928	27.154	1:07.082 (2)	64.82	0.055	12:53:21.900
10 -	<b>39.899</b>	27.128	<b>1:07.027 (1)</b>	<b>64.87</b>		<b>12:54:28.927</b>
11 -	40.056	27.295	1:07.351 (3)	64.56	0.324	12:55:36.278

P33 25 R		Christopher CHADDERTON		MZ -		
IDEAL LAP TIME : 1:08.689		BEST LAP TIME : 1:08.689		DIFFERENCE : 0.000		
LAP	SECTOR 1	SECTOR 2	LAP TIME	MPH	DIFF	TIME OF DAY
1 -	44.043	29.316	1:13.359	59.27	4.670	12:44:18.872
2 -	41.212	27.889	1:09.101 (2)	62.93	0.412	12:45:27.973
3 -	42.395	28.215	1:10.610	61.58	1.921	12:46:38.583
4 -	42.254	28.257	1:10.511	61.67	1.822	12:47:49.094
5 -	42.216	29.081	1:11.297	60.99	2.608	12:49:00.391
6 -	41.728	28.293	1:10.021 (3)	62.10	1.332	12:50:10.412
7 -	41.850	28.621	1:10.471	61.70	1.782	12:51:20.883
8 -	41.831	28.857	1:10.688	61.51	1.999	12:52:31.571
9 -	<b>41.028</b>	<b>27.661</b>	<b>1:08.689 (1)</b>	<b>63.30</b>		<b>12:53:40.260</b>
10 -	42.703	27.823	1:10.526	61.65	1.837	12:54:50.786

P34 86		Kevin BURTON		MZ - k.racersshed		
IDEAL LAP TIME : 1:09.375		BEST LAP TIME : 1:09.375		DIFFERENCE : 0.000		
LAP	SECTOR 1	SECTOR 2	LAP TIME	MPH	DIFF	TIME OF DAY
1 -	43.835	27.528	1:11.363 (3)	60.93	1.988	12:44:10.325
2 -	42.692	28.153	1:10.845 (2)	61.38	1.470	12:45:21.170
3 -	<b>42.113</b>	<b>27.262</b>	<b>1:09.375 (1)</b>	<b>62.68</b>		<b>12:46:30.545</b>

P35 19		Dave HIGGINS		MZ -		
IDEAL LAP TIME : 1:09.681		BEST LAP TIME : 1:09.832		DIFFERENCE : 0.151		
LAP	SECTOR 1	SECTOR 2	LAP TIME	MPH	DIFF	TIME OF DAY
1 -	43.464	27.941	1:11.405	60.90	1.573	12:44:16.563
2 -	42.302	28.018	1:10.320 (3)	61.84	0.488	12:45:26.883
3 -	42.609	28.509	1:11.118	61.14	1.286	12:46:38.001
4 -	42.564	28.605	1:11.169	61.10	1.337	12:47:49.170
5 -	42.124	28.636	1:10.760	61.45	0.928	12:48:59.930

Weather / Track : Cloudy / Dry

Brands Hatch Indy  
Circuit Length = 1.2079 miles  
Start: 12:42 Flag 12:55 End: 12:56

# BMCRC - MRO Championships 2015 - Rnd 9 @ Brands Hatch Indy

## Freshdrop BMZRC 250 MZ

### PRACTICE - SECTOR ANALYSIS

SECTOR 1 = FL to I1, SECTOR 2 = I1 to FL, DIFF = Difference To Personal Best Lap

6 -	41.885	28.303	1:10.188 (2)	61.95	0.356	12:50:10.118
7 -	41.897	<b>27.935</b>	<b>1:09.832 (1)</b>	<b>62.27</b>		<b>12:51:19.950</b>
8 -	<b>41.746</b>	28.634	1:10.380	61.78	0.548	12:52:30.330

P36 93 R Brian SKINNER			MZ - MZ EXPERIENCE			
IDEAL LAP TIME : 1:09.951		BEST LAP TIME : 1:09.996		DIFFERENCE : 0.045		
LAP	SECTOR 1	SECTOR 2	LAP TIME	MPH	DIFF	TIME OF DAY
1 -	47.924	30.743	1:18.667	55.27	8.671	12:44:19.399
2 -	45.215	29.568	1:14.783	58.14	4.787	12:45:34.182
3 -	43.577	28.528	1:12.105	60.30	2.109	12:46:46.287
4 -	43.121	28.639	1:11.760	60.59	1.764	12:47:58.047
5 -	42.668	28.731	1:11.399	60.90	1.403	12:49:09.446
6 -	42.128	28.287	1:10.415 (3)	61.75	0.419	12:50:19.861
7 -	<b>41.837</b>	28.159	<b>1:09.996 (1)</b>	<b>62.12</b>		<b>12:51:29.857</b>
8 -	43.122	29.915	1:13.037	59.53	3.041	12:52:42.894
9 -	42.161	<b>28.114</b>	1:10.275 (2)	61.87	0.279	12:53:53.169
10 -	42.631	28.509	1:11.140	61.12	1.144	12:55:04.309
11 -	44.631	29.097	1:13.728	58.98	3.732	12:56:18.037

P37 51 R Duane SUTCH			MZ -			
IDEAL LAP TIME : 1:15.039		BEST LAP TIME : 1:15.039		DIFFERENCE : 0.000		
LAP	SECTOR 1	SECTOR 2	LAP TIME	MPH	DIFF	TIME OF DAY
1 -	<b>44.746</b>	<b>30.293</b>	<b>1:15.039 (1)</b>	<b>57.95</b>		<b>12:44:21.770</b>
2 -	46.638	31.428	1:18.066 (2)	55.70	3.027	12:45:39.836
3 -	48.747	33.116	1:21.863 (3)	53.12	6.824	12:47:01.699

# BMCRC - MRO Championships 2015 - Rnd 9 @ Brands Hatch Indy

## Freshdrop BMZRC 250 MZ

### PRACTICE - BEST SECTORS

SECTOR 1			SECTOR 2			IDEAL / BEST COMPARISON						
POS	NO	NAME	TIME	NO	NAME	TIME	POS	NO	NAME	IDEAL	BEST	DIFF
									<b>PERFECT LAP</b>	<b>57.271</b>		
1	75	WOODALL	<b>34.106</b>	95	ROGERS	<b>23.165</b>	1	75	WOODALL	57.313	57.400	0.087
2	82	TAYLOR	<b>34.414</b>	75	WOODALL	<b>23.207</b>	2	82	TAYLOR	57.695	57.829	0.134
3	95	ROGERS	<b>34.580</b>	82	TAYLOR	<b>23.281</b>	3	95	ROGERS	57.745	57.886	0.141
4	36	BALDRY	<b>35.031</b>	36	BALDRY	<b>23.625</b>	4	36	BALDRY	58.656	59.037	0.381
5	85	WALES	<b>35.353</b>	85	WALES	<b>23.941</b>	5	85	WALES	59.294	59.469	0.175
6	96	KENT	<b>35.777</b>	96	KENT	<b>24.129</b>	6	96	KENT	59.906	1:00.427	0.521
7	6	FROST	<b>35.943</b>	22	FINCH	<b>24.360</b>	7	6	FROST	1:00.319	1:00.556	0.237
8	114	ANDERSON	<b>36.078</b>	6	FROST	<b>24.376</b>	8	22	FINCH	1:00.579	1:00.869	0.290
9	22	FINCH	<b>36.219</b>	9	HOWLETT	<b>24.521</b>	9	114	ANDERSON	1:00.622	1:00.622	0.000
10	44	DESSOY	<b>36.255</b>	62	BETTRIDGE	<b>24.522</b>	10	44	DESSOY	1:00.838	1:01.005	0.167
11	9	HOWLETT	<b>36.545</b>	114	ANDERSON	<b>24.544</b>	11	9	HOWLETT	1:01.066	1:01.172	0.106
12	62	BETTRIDGE	<b>36.858</b>	44	DESSOY	<b>24.583</b>	12	62	BETTRIDGE	1:01.380	1:01.390	0.010
13	20	WATSON	<b>36.969</b>	31	BIGNELL	<b>24.775</b>	13	20	WATSON	1:02.023	1:02.066	0.043
14	65	BREESE	<b>37.009</b>	5	SAMETT	<b>25.042</b>	14	65	BREESE	1:02.289	1:02.307	0.018
15	11	SLAUGHTER	<b>37.143</b>	20	WATSON	<b>25.054</b>	15	11	SLAUGHTER	1:02.338	1:02.338	0.000
16	18	GREEN	<b>37.363</b>	18	GREEN	<b>25.064</b>	16	18	GREEN	1:02.427	1:02.493	0.066
17	41	WILLIAMS	<b>37.539</b>	66	VINCENT	<b>25.093</b>	17	31	BIGNELL	1:02.553	1:02.684	0.131
18	42	DAVIES	<b>37.630</b>	11	SLAUGHTER	<b>25.195</b>	18	5	SAMETT	1:02.757	1:02.834	0.077
19	3	MAUD	<b>37.697</b>	65	BREESE	<b>25.280</b>	19	41	WILLIAMS	1:02.862	1:03.085	0.223
20	5	SAMETT	<b>37.715</b>	41	WILLIAMS	<b>25.323</b>	20	66	VINCENT	1:03.039	1:03.050	0.011
21	31	BIGNELL	<b>37.778</b>	43	BARFORD	<b>25.362</b>	21	3	MAUD	1:03.103	1:03.151	0.048
22	66	VINCENT	<b>37.946</b>	3	MAUD	<b>25.406</b>	22	42	DAVIES	1:03.152	1:03.347	0.195
23	43	BARFORD	<b>38.051</b>	42	DAVIES	<b>25.522</b>	23	43	BARFORD	1:03.413	1:03.413	0.000
24	94	ROOTS	<b>38.127</b>	38	PETTET	<b>25.717</b>	24	94	ROOTS	1:04.062	1:04.264	0.202
25	72	COX	<b>38.179</b>	13	HAWES	<b>25.769</b>	25	72	COX	1:04.141	1:04.141	0.000
26	97	ROOTS	<b>38.427</b>	97	ROOTS	<b>25.917</b>	26	13	HAWES	1:04.231	1:04.445	0.214
27	13	HAWES	<b>38.462</b>	94	ROOTS	<b>25.935</b>	27	97	ROOTS	1:04.344	1:04.374	0.030
28	7	PATERSON	<b>38.521</b>	72	COX	<b>25.962</b>	28	38	PETTET	1:04.583	1:05.148	0.565
29	38	PETTET	<b>38.866</b>	48	CANHAM	<b>26.254</b>	29	7	PATERSON	1:05.063	1:05.080	0.017
30	48	CANHAM	<b>39.281</b>	47	FAYERS	<b>26.428</b>	30	48	CANHAM	1:05.535	1:05.705	0.170
31	47	FAYERS	<b>39.778</b>	7	PATERSON	<b>26.542</b>	31	47	FAYERS	1:06.206	1:06.208	0.002
32	59	SABBARTON	<b>39.899</b>	59	SABBARTON	<b>27.116</b>	32	59	SABBARTON	1:07.015	1:07.027	0.012
33	25	CHADDERTON	<b>41.028</b>	86	BURTON	<b>27.262</b>	33	25	CHADDERTON	1:08.689	1:08.689	0.000
34	19	HIGGINS	<b>41.746</b>	25	CHADDERTON	<b>27.661</b>	34	86	BURTON	1:09.375	1:09.375	0.000
35	93	SKINNER	<b>41.837</b>	19	HIGGINS	<b>27.935</b>	35	19	HIGGINS	1:09.681	1:09.832	0.151
36	86	BURTON	<b>42.113</b>	93	SKINNER	<b>28.114</b>	36	93	SKINNER	1:09.951	1:09.996	0.045
37	51	SUTCH	<b>44.746</b>	51	SUTCH	<b>30.293</b>	37	51	SUTCH	1:15.039	1:15.039	0.000
38												

Weather / Track : Cloudy / Dry

Results can be found at [www.tsl-timing.com](http://www.tsl-timing.com)

Brands Hatch Indy  
 Circuit Length = 1.2079 miles  
 Start: 12:42 Flag 12:55 End: 12:56

Printed - 12:57 Saturday, 03 October 2015

**BMCRC - MRO Championships 2015 - Rnd 9 @ Brands Hatch Indy**

**Freshdrop BMZRC 250 MZ**

**RACE 6 - (THE KING OF THE ZEDS) - CLASSIFICATION**

POS	NO	CL	PIC NAME	ENTRY	LAPS	TIME	GAP	DIFF	MPH	BEST	ON
1	75		1 Peter WOODALL	MZ - Core Projects Ltd	14	13:32.851			74.89	57.110	14
2	95		2 Christopher ROGERS	MZ -	14	13:32.931	0.080	0.080	74.88	56.632	14
3	82		3 Mark TAYLOR	MZ - B K NOLTE contracts limited	14	13:32.985	0.134	0.054	74.88	56.616	14
4	96		4 Chris KENT	MZ - Open to Offers!	14	13:52.737	19.886	19.752	73.10	58.017	2
5	36		5 Joe BALDRY	MZ -	14	14:04.048	31.197	11.311	72.12	59.250	10
6	22		6 Simon FINCH	MZ - The Bayard Partnership, ASK Plumbing & Hez	14	14:17.261	44.410	13.213	71.01	1:00.070	14
7	44	R	1 Robert DESSOY	MZ - Walter Kaaden - Oscilloscopes	14	14:17.325	44.474	0.064	71.01	59.838	3
8	6		7 Jerry FROST	MZ -	14	14:17.624	44.773	0.299	70.98	1:00.045	12
9	114		8 Ryan ANDERSON	MZ -	14	14:19.730	46.879	2.106	70.81	59.858	5
10	9	R	2 Gary HOWLETT	MZ - HS Racing	14	14:21.283	48.432	1.553	70.68	1:00.153	3
11	62	R	3 Nicholas BETTRIDGE	MZ -	14	14:23.412	50.561	2.129	70.51	1:00.121	14
12	18		9 Barry GREEN	MZ -	14	14:23.783	50.932	0.371	70.48	1:00.510	13
13	65	R	4 Konrad BREESE	MZ - Banko de Mama & Papa	13	13:44.083	1 Lap	1 Lap	68.59	1:01.952	13
14	31		10 David BIGNELL	MZ -	13	13:44.522	1 Lap	0.439	68.56	1:01.656	7
15	3		11 Max MAUD	MZ -	13	13:47.037	1 Lap	2.515	68.35	1:01.794	7
16	5		12 Garry SAMETT	MZ - smallmouse	13	13:48.200	1 Lap	1.163	68.25	1:01.624	13
17	66		13 Mark VINCENT	MZ - Putoline	13	13:52.983	1 Lap	4.783	67.86	1:02.782	13
18	13		14 Ben HAWES	MZ -	13	13:53.256	1 Lap	0.273	67.84	1:01.957	6
19	43		15 Daniel BARFORD	MZ -	13	13:54.504	1 Lap	1.248	67.74	1:02.633	5
20	38		16 Chris PETTET	MZ -	13	14:07.717	1 Lap	13.213	66.68	1:03.389	13
21	47		17 Richard FAYERS	MZ -	13	14:08.698	1 Lap	0.981	66.61	1:04.127	13
22	48	R	5 Paul CANHAM	MZ -	13	14:17.368	1 Lap	8.670	65.93	1:04.386	11
23	97		18 Philip ROOTS	MZ - Show Connections Ltd	13	14:21.376	1 Lap	4.008	65.62	1:04.556	10
24	72	R	6 Jack COX	MZ -	13	14:22.431	1 Lap	1.055	65.54	1:04.208	10
25	94	R	7 Daniel ROOTS	MZ - MZ EXPERIENCE	13	14:22.463	1 Lap	0.032	65.54	1:04.480	10
26	59	R	8 Keith SABBARTON	MZ -	12	13:44.020	2 Laps	1 Lap	63.32	1:05.584	10
27	51	R	9 Duane SUTCH	MZ -	12	13:45.285	2 Laps	1.265	63.23	1:02.944	7
28	19		19 Dave HIGGINS	MZ -	12	13:58.124	2 Laps	12.839	62.26	1:07.905	11
29	93	R	10 Brian SKINNER	MZ - MZ EXPERIENCE	12	13:59.019	2 Laps	0.895	62.19	1:07.409	6
30	7	R	11 David PATERSON	MZ - arnold self drive	12	14:22.966	2 Laps	23.947	60.46	1:08.095	2

**NOT CLASSIFIED**

DNF	11	R	Ian SLAUGHTER	MZ -	11	11:45.770	3 Laps	1 Lap	67.77	1:01.875	2
DNF	33		Greg WRIGHT	MZ - Neos-IT	8	8:04.629	6 Laps	3 Laps	71.78	59.265	5
DNF	20	R	Christopher WATSON	MZ - Expert Locksmiths Medway	2	2:12.065	12 Laps	6 Laps	65.85	1:02.055	2
DNF	41		Gary WILLIAMS	MZ -	2	2:33.371	12 Laps	21.306	56.70	1:14.761	2
DNF	85		Andrew WALES	MZ - Illuminated Design LTD	1	1:05.325	13 Laps	1 Lap	66.56	1:05.325	1

**FASTEST LAP**

82			Mark TAYLOR	MZ - B K NOLTE contracts limited	14	56.616		76.80 mph	123.61 kph
44	R		Robert DESSOY	MZ - Walter Kaaden - Oscilloscopes	3	59.838		72.67 mph	116.95 kph

Class - 90% of Race Speed = 67.40 mph  
Class R - 90% of Race Speed = 63.90 mph

Brands Hatch Indy  
Circuit Length = 1.2079 miles  
Start: 16:10 Flag 16:24 End: 16:25

Weather / Track : Cloudy / Dry

These results are provisional until the conclusion of any judicial and technical matters.

Clerk Of Course :	Timekeeper :
-------------------	--------------

Results can be found at [www.tsl-timing.com](http://www.tsl-timing.com)

Printed - 16:27 Saturday, 03 October 2015







# BMCRC - MRO Championships 2015 - Rnd 9 @ Brands Hatch Indy

## Freshdrop BMZRC 250 MZ

### RACE 6 - (THE KING OF THE ZEDS) - LAP CHART

72	1 Lap	1:05.606	36	23.876	59.600	38	1 Lap	1:03.389
22	32.626	1:00.709	48	1 Lap	1:04.386	47	1 Lap	1:04.127
6	32.844	1:01.073	97	1 Lap	1:04.998	22	44.410	1:00.070
44	32.908	1:00.925	94	1 Lap	1:04.733	44	44.474	1:00.467
114	33.164	1:00.640	72	1 Lap	1:05.427	48	1 Lap	1:05.153
9	33.669	1:00.491	6	38.020	1:00.045	6	44.773	1:00.833
62	37.981	1:01.357	44	38.148	59.993	114	46.879	1:01.885
18	38.244	1:01.343	22	38.676	1:00.906	9	48.432	1:03.209
59	1 Lap	1:06.101	114	38.918	1:00.701	97	1 Lap	1:06.774
51	1 Lap	1:06.526	9	39.237	1:00.535	72	1 Lap	1:05.455
93	1 Lap	1:08.869	62	44.263	1:00.472	94	1 Lap	1:05.629
19	1 Lap	1:09.554	18	44.299	1:00.609	7	2 Laps	1:12.876
31	53.976	1:03.276	<b>LAP 13 @ 16:23:19.690</b>			62	50.561	1:00.121
65	54.256	1:02.313				18	50.932	1:00.688
3	55.688	1:03.928						
11	56.717	1:04.748						

#### LAP 11 @ 16:21:24.395

NO	BEHIND	LAP TIME
95		57.576
5	1 Lap	1:02.580
75	0.341	57.937
82	1.099	58.569
43	1 Lap	1:02.843
66	1 Lap	1:03.090
13	1 Lap	1:03.389
7	2 Laps	1:11.404
47	1 Lap	1:04.649
38	1 Lap	1:04.419
96	15.424	59.815
36	22.116	59.880
48	1 Lap	1:04.512
97	1 Lap	1:04.556
94	1 Lap	1:04.480
72	1 Lap	1:04.208
22	35.610	1:00.580
6	35.815	1:00.567
44	35.995	1:00.683
114	36.057	1:00.489
9	36.542	1:00.469
18	41.530	1:00.882
62	41.631	1:01.246
59	1 Lap	1:05.584
51	1 Lap	1:03.565

#### LAP 12 @ 16:22:22.235

NO	BEHIND	LAP TIME
95		57.840
75	0.247	57.746
82	0.773	57.514
65	1 Lap	1:02.263
31	1 Lap	1:03.244
19	2 Laps	1:08.346
3	1 Lap	1:03.409
93	2 Laps	1:09.933
5	1 Lap	1:04.026
11	1 Lap	1:06.203
66	1 Lap	1:03.184
13	1 Lap	1:03.361
43	1 Lap	1:04.806
96	16.478	58.894
7	2 Laps	1:12.906
38	1 Lap	1:04.401
47	1 Lap	1:05.038

#### LAP 13 @ 16:23:19.690

NO	BEHIND	LAP TIME
75		57.208
95	0.558	58.013
82	0.628	57.310
59	2 Laps	1:06.519
51	2 Laps	1:05.750
65	1 Lap	1:02.762
31	1 Lap	1:02.269
3	1 Lap	1:02.767
5	1 Lap	1:02.039
19	2 Laps	1:07.905
66	1 Lap	1:02.829
13	1 Lap	1:03.085
93	2 Laps	1:07.729
43	1 Lap	1:03.537
96	18.045	59.022
36	27.951	1:01.530
38	1 Lap	1:05.170
47	1 Lap	1:04.896
7	2 Laps	1:12.548
48	1 Lap	1:04.790
97	1 Lap	1:05.241
6	41.050	1:00.485
94	1 Lap	1:05.354
44	41.117	1:00.424
72	1 Lap	1:04.495
22	41.450	1:00.229
114	42.104	1:00.641
9	42.333	1:00.551
18	47.354	1:00.510
62	47.550	1:00.742

#### LAP 14 @ 16:24:16.800

NO	BEHIND	LAP TIME
75		57.110
95	0.080	56.632
82	0.134	56.616
59	2 Laps	1:06.501
65	1 Lap	1:01.952
31	1 Lap	1:02.183
51	2 Laps	1:03.604
3	1 Lap	1:02.323
5	1 Lap	1:01.624
96	19.886	58.951
66	1 Lap	1:02.782
13	1 Lap	1:02.593
43	1 Lap	1:02.878
19	2 Laps	1:08.395
93	2 Laps	1:08.260
36	31.197	1:00.356

Weather / Track : Cloudy / Dry

# BMCRC - MRO Championships 2015 - Rnd 9 @ Brands Hatch Indy

## Freshdrop BMZRC 250 MZ

### RACE 6 - (THE KING OF THE ZEDS) - SECTOR ANALYSIS

SECTOR 1 = FL to I1, SECTOR 2 = I1 to FL, DIFF = Difference To Personal Best Lap

<b>P1 75 Peter WOODALL</b>		MZ - Core Projects Ltd				
IDEAL LAP TIME : 57.028		BEST LAP TIME : 57.110				
		DIFFERENCE : 0.082				
LAP	SECTOR 1	SECTOR 2	LAP TIME	MPH	DIFF	TIME OF DAY
1 -		23.332	1:03.694	68.27	6.584	16:11:47.643
2 -	34.781	23.431	58.212	74.70	1.102	16:12:45.855
3 -	34.417	23.299	57.716	75.34	0.606	16:13:43.571
4 -	34.648	23.309	57.957	75.03	0.847	16:14:41.528
5 -	34.354	23.218	57.572	75.53	0.462	16:15:39.100
6 -	34.099	23.764	57.863	75.15	0.753	16:16:36.963
7 -	34.345	23.119	57.464	75.67	0.354	16:17:34.427
8 -	34.124	23.599	57.723	75.33	0.613	16:18:32.150
9 -	34.073	23.285	57.358	75.81	0.248	16:19:29.508
10 -	34.053	23.238	57.291 (3)	75.90	0.181	16:20:26.799
11 -	34.850	<b>23.087</b>	57.937	75.05	0.827	16:21:24.736
12 -	34.047	23.699	57.746	75.30	0.636	16:22:22.482
13 -	<b>33.941</b>	23.267	57.208 (2)	76.01	0.098	16:23:19.690
14 -	33.976	23.134	<b>57.110 (1)</b>	<b>76.14</b>		<b>16:24:16.800</b>

<b>P2 95 Christopher ROGERS</b>		MZ -				
IDEAL LAP TIME : 56.632		BEST LAP TIME : 56.632				
		DIFFERENCE : 0.000				
LAP	SECTOR 1	SECTOR 2	LAP TIME	MPH	DIFF	TIME OF DAY
1 -		23.610	1:03.603	68.37	6.971	16:11:47.552
2 -	35.113	23.494	58.607	74.19	1.975	16:12:46.159
3 -	34.408	23.521	57.929	75.06	1.297	16:13:44.088
4 -	34.569	23.207	57.776	75.26	1.144	16:14:41.864
5 -	34.878	23.196	58.074	74.88	1.442	16:15:39.938
6 -	33.783	23.309	57.092 (3)	76.16	0.460	16:16:37.030
7 -	34.379	23.083	57.462	75.67	0.830	16:17:34.492
8 -	34.268	23.979	58.247	74.65	1.615	16:18:32.739
9 -	33.955	23.015	56.970 (2)	76.33	0.338	16:19:29.709
10 -	33.963	23.147	57.110	76.14	0.478	16:20:26.819
11 -	34.450	23.126	57.576	75.52	0.944	16:21:24.395
12 -	34.215	23.625	57.840	75.18	1.208	16:22:22.235
13 -	34.734	23.279	58.013	74.95	1.381	16:23:20.248
14 -	<b>33.746</b>	<b>22.886</b>	<b>56.632 (1)</b>	<b>76.78</b>		<b>16:24:16.880</b>

<b>P3 82 Mark TAYLOR</b>		MZ - B K NOLTE contracts limited				
IDEAL LAP TIME : 56.616		BEST LAP TIME : 56.616				
		DIFFERENCE : 0.000				
LAP	SECTOR 1	SECTOR 2	LAP TIME	MPH	DIFF	TIME OF DAY
1 -		23.591	1:03.537	68.44	6.921	16:11:47.486
2 -	34.924	23.643	58.567	74.25	1.951	16:12:46.053
3 -	34.336	23.606	57.942	75.05	1.326	16:13:43.995
4 -	34.421	23.341	57.762	75.28	1.146	16:14:41.757
5 -	34.649	23.401	58.050	74.91	1.434	16:15:39.807
6 -	34.055	23.488	57.543	75.57	0.927	16:16:37.350
7 -	34.362	23.050	57.412	75.74	0.796	16:17:34.762
8 -	34.113	23.783	57.896	75.11	1.280	16:18:32.658
9 -	34.204	22.965	57.169 (3)	76.06	0.553	16:19:29.827
10 -	34.135	22.963	57.098 (2)	76.16	0.482	16:20:26.925
11 -	35.152	23.417	58.569	74.24	1.953	16:21:25.494
12 -	33.927	23.587	57.514	75.60	0.898	16:22:23.008
13 -	34.092	23.218	57.310	75.87	0.694	16:23:20.318
14 -	<b>33.811</b>	<b>22.805</b>	<b>56.616 (1)</b>	<b>76.80</b>		<b>16:24:16.934</b>

<b>P4 96 Chris KENT</b>		MZ - Open to Offers!				
IDEAL LAP TIME : 58.002		BEST LAP TIME : 58.017				
		DIFFERENCE : 0.015				
LAP	SECTOR 1	SECTOR 2	LAP TIME	MPH	DIFF	TIME OF DAY
1 -		<b>23.394</b>	1:04.610	67.30	6.593	16:11:48.559
2 -	<b>34.608</b>	23.409	<b>58.017 (1)</b>	<b>74.95</b>		<b>16:12:46.576</b>
3 -	35.181	23.601	58.782 (3)	73.97	0.765	16:13:45.358

Weather / Track : Cloudy / Dry

Brands Hatch Indy  
Circuit Length = 1.2079 miles  
Start: 16:10 Flag 16:24 End: 16:25

# BMCRC - MRO Championships 2015 - Rnd 9 @ Brands Hatch Indy

## Freshdrop BMZRC 250 MZ

### RACE 6 - (THE KING OF THE ZEDS) - SECTOR ANALYSIS

SECTOR 1 = FL to I1, SECTOR 2 = I1 to FL, DIFF = Difference To Personal Best Lap

4 -	34.991	23.567	58.558 (2)	74.26	0.541	16:14:43.916
5 -	35.294	23.646	58.940	73.78	0.923	16:15:42.856
6 -	35.574	24.036	59.610	72.95	1.593	16:16:42.466
7 -	35.770	23.834	59.604	72.95	1.587	16:17:42.070
8 -	35.520	23.817	59.337	73.28	1.320	16:18:41.407
9 -	35.516	23.861	59.377	73.23	1.360	16:19:40.784
10 -	35.546	23.674	59.220	73.43	1.203	16:20:40.004
11 -	35.717	24.098	59.815	72.70	1.798	16:21:39.819
12 -	35.248	23.646	58.894	73.83	0.877	16:22:38.713
13 -	35.394	23.628	59.022	73.67	1.005	16:23:37.735
14 -	35.209	23.742	58.951	73.76	0.934	16:24:36.686

P5 36 Joe BALDRY			MZ -			
IDEAL LAP TIME : 59.076		BEST LAP TIME : 59.250		DIFFERENCE : 0.174		
LAP	SECTOR 1	SECTOR 2	LAP TIME	MPH	DIFF	TIME OF DAY
1 -		<b>23.847</b>	1:05.233	66.66	5.983	16:11:49.182
2 -	35.291	24.018	59.309 (3)	73.32	0.059	16:12:48.491
3 -	35.445	24.111	59.556	73.01	0.306	16:13:48.047
4 -	35.646	24.336	59.982	72.49	0.732	16:14:48.029
5 -	35.515	24.285	59.800	72.71	0.550	16:15:47.829
6 -	35.457	24.182	59.639	72.91	0.389	16:16:47.468
7 -	35.757	24.768	1:00.525	71.84	1.275	16:17:47.993
8 -	35.658	24.435	1:00.093	72.36	0.843	16:18:48.086
9 -	<b>35.229</b>	24.066	59.295 (2)	73.33	0.045	16:19:47.381
<b>10 -</b>	35.291	23.959	<b>59.250 (1)</b>	<b>73.39</b>		<b>16:20:46.631</b>
11 -	35.788	24.092	59.880	72.62	0.630	16:21:46.511
12 -	35.565	24.035	59.600	72.96	0.350	16:22:46.111
13 -	36.512	25.018	1:01.530	70.67	2.280	16:23:47.641
14 -	35.745	24.611	1:00.356	72.04	1.106	16:24:47.997

P6 22 Simon FINCH			MZ - The Bayard Partnership, ASK Plumbing & Heating			
IDEAL LAP TIME : 59.694		BEST LAP TIME : 1:00.070		DIFFERENCE : 0.376		
LAP	SECTOR 1	SECTOR 2	LAP TIME	MPH	DIFF	TIME OF DAY
1 -		24.548	1:07.643	64.28	7.573	16:11:51.592
2 -	35.787	24.726	1:00.513	71.86	0.443	16:12:52.105
3 -	36.202	24.488	1:00.690	71.65	0.620	16:13:52.795
4 -	35.997	24.182	1:00.179 (3)	72.26	0.109	16:14:52.974
5 -	36.584	24.447	1:01.031	71.25	0.961	16:15:54.005
6 -	35.770	24.381	1:00.151 (2)	72.29	0.081	16:16:54.156
7 -	36.420	24.541	1:00.961	71.33	0.891	16:17:55.117
8 -	36.939	24.958	1:01.897	70.25	1.827	16:18:57.014
9 -	37.105	24.597	1:01.702	70.47	1.632	16:19:58.716
10 -	36.142	24.567	1:00.709	71.63	0.639	16:20:59.425
11 -	36.284	24.296	1:00.580	71.78	0.510	16:22:00.005
12 -	36.362	24.544	1:00.906	71.39	0.836	16:23:00.911
13 -	36.265	<b>23.964</b>	1:00.229	72.20	0.159	16:24:01.140
<b>14 -</b>	<b>35.730</b>	24.340	<b>1:00.070 (1)</b>	<b>72.39</b>		<b>16:25:01.210</b>

P7 44 R Robert DESSOY			MZ - Walter Kaaden - Oscilloscopes			
IDEAL LAP TIME : 59.572		BEST LAP TIME : 59.838		DIFFERENCE : 0.266		
LAP	SECTOR 1	SECTOR 2	LAP TIME	MPH	DIFF	TIME OF DAY
1 -		24.393	1:08.542	63.44	8.704	16:11:52.491
2 -	35.935	24.860	1:00.795	71.52	0.957	16:12:53.286
<b>3 -</b>	<b>35.504</b>	24.334	<b>59.838 (1)</b>	<b>72.67</b>		<b>16:13:53.124</b>
4 -	36.022	24.252	1:00.274 (3)	72.14	0.436	16:14:53.398
5 -	36.357	24.366	1:00.723	71.61	0.885	16:15:54.121
6 -	36.727	25.317	1:02.044	70.08	2.206	16:16:56.165
7 -	36.272	24.973	1:01.245	71.00	1.407	16:17:57.410
8 -	36.337	24.407	1:00.744	71.58	0.906	16:18:58.154
9 -	36.389	24.239	1:00.628	71.72	0.790	16:19:58.782
10 -	36.459	24.466	1:00.925	71.37	1.087	16:20:59.707
11 -	36.311	24.372	1:00.683	71.66	0.845	16:22:00.390

Weather / Track : Cloudy / Dry

Brands Hatch Indy  
Circuit Length = 1.2079 miles  
Start: 16:10 Flag 16:24 End: 16:25

# BMCRC - MRO Championships 2015 - Rnd 9 @ Brands Hatch Indy

## Freshdrop BMZRC 250 MZ

### RACE 6 - (THE KING OF THE ZEDS) - SECTOR ANALYSIS

SECTOR 1 = FL to I1, SECTOR 2 = I1 to FL, DIFF = Difference To Personal Best Lap

12 -	35.925	<b>24.068</b>	59.993 (2)	72.48	0.155	16:23:00.383
13 -	36.046	24.378	1:00.424	71.96	0.586	16:24:00.807
14 -	36.367	24.100	1:00.467	71.91	0.629	16:25:01.274

P8 6 Jerry FROST		MZ -				
IDEAL LAP TIME : 59.626		BEST LAP TIME : 1:00.045		DIFFERENCE : 0.419		
LAP	SECTOR 1	SECTOR 2	LAP TIME	MPH	DIFF	TIME OF DAY
1 -		24.244	1:08.264	63.70	8.219	16:11:52.213
2 -	36.108	24.148	1:00.256 (2)	72.16	0.211	16:12:52.469
3 -	35.977	24.366	1:00.343	72.06	0.298	16:13:52.812
4 -	36.230	<b>24.061</b>	1:00.291 (3)	72.12	0.246	16:14:53.103
5 -	36.241	24.561	1:00.802	71.52	0.757	16:15:53.905
6 -	36.803	24.163	1:00.966	71.32	0.921	16:16:54.871
7 -	35.850	24.622	1:00.472	71.91	0.427	16:17:55.343
8 -	36.842	24.904	1:01.746	70.42	1.701	16:18:57.089
9 -	36.898	24.583	1:01.481	70.73	1.436	16:19:58.570
10 -	36.382	24.691	1:01.073	71.20	1.028	16:20:59.643
11 -	36.173	24.394	1:00.567	71.79	0.522	16:22:00.210
12 -	<b>35.565</b>	24.480	<b>1:00.045 (1)</b>	<b>72.42</b>		<b>16:23:00.255</b>
13 -	35.819	24.666	1:00.485	71.89	0.440	16:24:00.740
14 -	36.604	24.229	1:00.833	71.48	0.788	16:25:01.573

P9 114 Ryan ANDERSON		MZ -				
IDEAL LAP TIME : 59.832		BEST LAP TIME : 59.858		DIFFERENCE : 0.026		
LAP	SECTOR 1	SECTOR 2	LAP TIME	MPH	DIFF	TIME OF DAY
1 -		24.961	1:09.941	62.17	10.083	16:11:53.890
2 -	36.035	24.274	1:00.309 (3)	72.10	0.451	16:12:54.199
3 -	36.089	<b>24.099</b>	1:00.188 (2)	72.25	0.330	16:13:54.387
4 -	36.255	24.243	1:00.498	71.88	0.640	16:14:54.885
5 -	<b>35.733</b>	24.125	<b>59.858 (1)</b>	<b>72.64</b>		<b>16:15:54.743</b>
6 -	36.056	25.172	1:01.228	71.02	1.370	16:16:55.971
7 -	36.451	24.404	1:00.855	71.45	0.997	16:17:56.826
8 -	36.691	24.408	1:01.099	71.17	1.241	16:18:57.925
9 -	36.711	24.687	1:01.398	70.82	1.540	16:19:59.323
10 -	36.327	24.313	1:00.640	71.71	0.782	16:20:59.963
11 -	36.097	24.392	1:00.489	71.89	0.631	16:22:00.452
12 -	35.974	24.727	1:00.701	71.63	0.843	16:23:01.153
13 -	36.097	24.544	1:00.641	71.71	0.783	16:24:01.794
14 -	36.625	25.260	1:01.885	70.26	2.027	16:25:03.679

P10 9 R Gary HOWLETT		MZ - HS Racing				
IDEAL LAP TIME : 59.751		BEST LAP TIME : 1:00.153		DIFFERENCE : 0.402		
LAP	SECTOR 1	SECTOR 2	LAP TIME	MPH	DIFF	TIME OF DAY
1 -		24.349	1:08.856	63.15	8.703	16:11:52.805
2 -	36.556	24.574	1:01.130	71.13	0.977	16:12:53.935
3 -	36.029	24.124	<b>1:00.153 (1)</b>	<b>72.29</b>		<b>16:13:54.088</b>
4 -	37.704	24.376	1:02.080	70.04	1.927	16:14:56.168
5 -	36.502	24.104	1:00.606	71.75	0.453	16:15:56.774
6 -	36.220	24.253	1:00.473	71.90	0.320	16:16:57.247
7 -	36.279	24.011	1:00.290 (2)	72.12	0.137	16:17:57.537
8 -	36.790	23.962	1:00.752	71.57	0.599	16:18:58.289
9 -	37.583	24.105	1:01.688	70.49	1.535	16:19:59.977
10 -	36.408	24.083	1:00.491	71.88	0.338	16:21:00.468
11 -	36.595	<b>23.874</b>	1:00.469 (3)	71.91	0.316	16:22:00.937
12 -	36.153	24.382	1:00.535	71.83	0.382	16:23:01.472
13 -	<b>35.877</b>	24.674	1:00.551	71.81	0.398	16:24:02.023
14 -	37.666	25.543	1:03.209	68.79	3.056	16:25:05.232

Weather / Track : Cloudy / Dry

Brands Hatch Indy  
Circuit Length = 1.2079 miles  
Start: 16:10 Flag 16:24 End: 16:25

# BMCRC - MRO Championships 2015 - Rnd 9 @ Brands Hatch Indy

## Freshdrop BMZRC 250 MZ

### RACE 6 - (THE KING OF THE ZEDS) - SECTOR ANALYSIS

SECTOR 1 = FL to I1, SECTOR 2 = I1 to FL, DIFF = Difference To Personal Best Lap

P11 62 R		Nicholas BETTRIDGE		MZ -		
IDEAL LAP TIME : 1:00.121		BEST LAP TIME : 1:00.121		DIFFERENCE : 0.000		
LAP	SECTOR 1	SECTOR 2	LAP TIME	MPH	DIFF	TIME OF DAY
1 -		24.547	1:09.275	62.77	9.154	16:11:53.224
2 -	36.679	24.936	1:01.615	70.57	1.494	16:12:54.839
3 -	36.799	24.751	1:01.550	70.65	1.429	16:13:56.389
4 -	36.653	24.389	1:01.042	71.23	0.921	16:14:57.431
5 -	36.656	24.361	1:01.017	71.26	0.896	16:15:58.448
6 -	36.194	24.379	1:00.573 (3)	71.79	0.452	16:16:59.021
7 -	36.435	24.497	1:00.932	71.36	0.811	16:17:59.953
8 -	36.627	24.536	1:01.163	71.09	1.042	16:19:01.116
9 -	37.763	24.544	1:02.307	69.79	2.186	16:20:03.423
10 -	36.698	24.659	1:01.357	70.87	1.236	16:21:04.780
11 -	36.807	24.439	1:01.246	71.00	1.125	16:22:06.026
12 -	36.265	<b>24.207</b>	1:00.472 (2)	71.91	0.351	16:23:06.498
13 -	36.442	24.300	1:00.742	71.59	0.621	16:24:07.240
14 -	<b>35.914</b>	<b>24.207</b>	<b>1:00.121 (1)</b>	<b>72.33</b>		<b>16:25:07.361</b>

P12 18		Barry GREEN		MZ -		
IDEAL LAP TIME : 1:00.452		BEST LAP TIME : 1:00.510		DIFFERENCE : 0.058		
LAP	SECTOR 1	SECTOR 2	LAP TIME	MPH	DIFF	TIME OF DAY
1 -		24.629	1:07.575	64.35	7.065	16:11:51.524
2 -	36.851	24.812	1:01.663	70.52	1.153	16:12:53.187
3 -	36.414	<b>24.356</b>	1:00.770	71.55	0.260	16:13:53.957
4 -	36.755	24.883	1:01.638	70.55	1.128	16:14:55.595
5 -	36.548	24.457	1:01.005	71.28	0.495	16:15:56.600
6 -	36.875	24.494	1:01.369	70.85	0.859	16:16:57.969
7 -	36.668	24.818	1:01.486	70.72	0.976	16:17:59.455
8 -	36.970	24.834	1:01.804	70.36	1.294	16:19:01.259
9 -	37.970	24.471	1:02.441	69.64	1.931	16:20:03.700
10 -	36.500	24.843	1:01.343	70.88	0.833	16:21:05.043
11 -	36.391	24.491	1:00.882	71.42	0.372	16:22:05.925
12 -	36.098	24.511	1:00.609 (2)	71.74	0.099	16:23:06.534
13 -	<b>36.096</b>	24.414	<b>1:00.510 (1)</b>	<b>71.86</b>		<b>16:24:07.044</b>
14 -	36.142	24.546	1:00.688 (3)	71.65	0.178	16:25:07.732

P13 65 R		Konrad BREESE		MZ - Banko de Mama & Papa		
IDEAL LAP TIME : 1:01.952		BEST LAP TIME : 1:01.952		DIFFERENCE : 0.000		
LAP	SECTOR 1	SECTOR 2	LAP TIME	MPH	DIFF	TIME OF DAY
1 -		25.665	1:12.518	59.96	10.566	16:11:56.467
2 -	38.271	25.091	1:03.362	68.63	1.410	16:12:59.829
3 -	37.397	25.459	1:02.856	69.18	0.904	16:14:02.685
4 -	37.177	25.209	1:02.386	69.70	0.434	16:15:05.071
5 -	37.332	25.180	1:02.512	69.56	0.560	16:16:07.583
6 -	37.634	25.202	1:02.836	69.20	0.884	16:17:10.419
7 -	37.255	24.987	1:02.242 (2)	69.86	0.290	16:18:12.661
8 -	37.515	26.112	1:03.627	68.34	1.675	16:19:16.288
9 -	37.409	25.045	1:02.454	69.62	0.502	16:20:18.742
10 -	37.173	25.140	1:02.313	69.78	0.361	16:21:21.055
11 -	37.130	25.133	1:02.263 (3)	69.84	0.311	16:22:23.318
12 -	37.724	25.038	1:02.762	69.28	0.810	16:23:26.080
13 -	<b>37.006</b>	<b>24.946</b>	<b>1:01.952 (1)</b>	<b>70.19</b>		<b>16:24:28.032</b>

P14 31		David BIGNELL		MZ -		
IDEAL LAP TIME : 1:01.656		BEST LAP TIME : 1:01.656		DIFFERENCE : 0.000		
LAP	SECTOR 1	SECTOR 2	LAP TIME	MPH	DIFF	TIME OF DAY
1 -		26.017	1:11.779	60.58	10.123	16:11:55.728
2 -	38.413	24.850	1:03.263	68.73	1.607	16:12:58.991
3 -	37.806	25.717	1:03.523	68.45	1.867	16:14:02.514
4 -	37.391	25.388	1:02.779	69.26	1.123	16:15:05.293

Weather / Track : Cloudy / Dry

Brands Hatch Indy  
Circuit Length = 1.2079 miles  
Start: 16:10 Flag 16:24 End: 16:25

# BMCRC - MRO Championships 2015 - Rnd 9 @ Brands Hatch Indy

## Freshdrop BMZRC 250 MZ

### RACE 6 - (THE KING OF THE ZEDS) - SECTOR ANALYSIS

SECTOR 1 = FL to I1, SECTOR 2 = I1 to FL, DIFF = Difference To Personal Best Lap

5 -	37.385	24.928	1:02.313	69.78	0.657	16:16:07.606
6 -	38.191	24.982	1:03.173	68.83	1.517	16:17:10.779
<b>7 -</b>	<b>37.095</b>	<b>24.561</b>	<b>1:01.656 (1)</b>	<b>70.53</b>		<b>16:18:12.435</b>
8 -	37.365	24.654	1:02.019 (2)	70.11	0.363	16:19:14.454
9 -	37.875	25.170	1:03.045	68.97	1.389	16:20:17.499
10 -	37.849	25.427	1:03.276	68.72	1.620	16:21:20.775
11 -	37.911	25.333	1:03.244	68.75	1.588	16:22:24.019
12 -	37.270	24.999	1:02.269	69.83	0.613	16:23:26.288
13 -	37.319	24.864	1:02.183 (3)	69.93	0.527	16:24:28.471

P15 3 Max MAUD		MZ -				
IDEAL LAP TIME : 1:01.778		BEST LAP TIME : 1:01.794		DIFFERENCE : 0.016		
LAP	SECTOR 1	SECTOR 2	LAP TIME	MPH	DIFF	TIME OF DAY
1 -		26.338	1:13.804	58.92	12.010	16:11:57.753
2 -	37.204	25.171	1:02.375	69.71	0.581	16:13:00.128
3 -	38.128	25.135	1:03.263	68.73	1.469	16:14:03.391
4 -	37.505	<b>25.040</b>	1:02.545	69.52	0.751	16:15:05.936
5 -	37.130	25.169	1:02.299 (3)	69.80	0.505	16:16:08.235
6 -	37.628	25.704	1:03.332	68.66	1.538	16:17:11.567
<b>7 -</b>	<b>36.738</b>	25.056	<b>1:01.794 (1)</b>	<b>70.37</b>		<b>16:18:13.361</b>
8 -	36.834	25.180	1:02.014 (2)	70.12	0.220	16:19:15.375
9 -	37.376	25.808	1:03.184	68.82	1.390	16:20:18.559
10 -	38.461	25.467	1:03.928	68.02	2.134	16:21:22.487
11 -	37.285	26.124	1:03.409	68.58	1.615	16:22:25.896
12 -	37.536	25.231	1:02.767	69.28	0.973	16:23:28.663
13 -	37.031	25.292	1:02.323	69.77	0.529	16:24:30.986

P16 5 Garry SAMETT		MZ - smallmouse				
IDEAL LAP TIME : 1:01.484		BEST LAP TIME : 1:01.624		DIFFERENCE : 0.140		
LAP	SECTOR 1	SECTOR 2	LAP TIME	MPH	DIFF	TIME OF DAY
1 -		25.950	1:14.550	58.33	12.926	16:11:58.499
2 -	38.783	25.548	1:04.331	67.59	2.707	16:13:02.830
3 -	37.974	24.955	1:02.929	69.10	1.305	16:14:05.759
4 -	38.171	25.227	1:03.398	68.59	1.774	16:15:09.157
5 -	37.981	25.014	1:02.995	69.03	1.371	16:16:12.152
6 -	37.503	24.792	1:02.295	69.80	0.671	16:17:14.447
7 -	37.878	25.072	1:02.950	69.08	1.326	16:18:17.397
8 -	37.648	24.814	1:02.462	69.61	0.838	16:19:19.859
9 -	37.258	24.763	1:02.021 (2)	70.11	0.397	16:20:21.880
10 -	37.708	24.872	1:02.580	69.48	0.956	16:21:24.460
11 -	39.124	24.902	1:04.026	67.91	2.402	16:22:28.486
12 -	37.574	<b>24.465</b>	1:02.039 (3)	70.09	0.415	16:23:30.525
<b>13 -</b>	<b>37.019</b>	24.605	<b>1:01.624 (1)</b>	<b>70.56</b>		<b>16:24:32.149</b>

P17 66 Mark VINCENT		MZ - Putoline				
IDEAL LAP TIME : 1:02.479		BEST LAP TIME : 1:02.782		DIFFERENCE : 0.303		
LAP	SECTOR 1	SECTOR 2	LAP TIME	MPH	DIFF	TIME OF DAY
1 -		25.354	1:12.145	60.27	9.363	16:11:56.094
2 -	37.752	25.504	1:03.256	68.74	0.474	16:12:59.350
3 -	38.074	25.934	1:04.008	67.93	1.226	16:14:03.358
4 -	38.346	25.497	1:03.843	68.11	1.061	16:15:07.201
5 -	38.134	25.431	1:03.565	68.41	0.783	16:16:10.766
6 -	37.927	25.535	1:03.462	68.52	0.680	16:17:14.228
7 -	38.863	25.265	1:04.128	67.81	1.346	16:18:18.356
8 -	38.083	25.430	1:03.513	68.46	0.731	16:19:21.869
9 -	<b>37.522</b>	25.656	1:03.178	68.83	0.396	16:20:25.047
10 -	38.133	<b>24.957</b>	1:03.090 (3)	68.92	0.308	16:21:28.137
11 -	38.072	25.112	1:03.184	68.82	0.402	16:22:31.321
12 -	37.542	25.287	1:02.829 (2)	69.21	0.047	16:23:34.150
<b>13 -</b>	<b>37.759</b>	25.023	<b>1:02.782 (1)</b>	<b>69.26</b>		<b>16:24:36.932</b>

Weather / Track : Cloudy / Dry

Brands Hatch Indy  
Circuit Length = 1.2079 miles  
Start: 16:10 Flag 16:24 End: 16:25

# BMCRC - MRO Championships 2015 - Rnd 9 @ Brands Hatch Indy

## Freshdrop BMZRC 250 MZ

### RACE 6 - (THE KING OF THE ZEDS) - SECTOR ANALYSIS

SECTOR 1 = FL to I1, SECTOR 2 = I1 to FL, DIFF = Difference To Personal Best Lap

P18 13 Ben HAWES		MZ -				
IDEAL LAP TIME : 1:01.431		BEST LAP TIME : 1:01.957		DIFFERENCE : 0.526		
LAP	SECTOR 1	SECTOR 2	LAP TIME	MPH	DIFF	TIME OF DAY
1 -		26.578	1:16.312	56.98	14.355	16:12:00.261
2 -	38.957	25.610	1:04.567	67.35	2.610	16:13:04.828
3 -	37.201	25.510	1:02.711	69.34	0.754	16:14:07.539
4 -	37.899	25.476	1:03.375	68.61	1.418	16:15:10.914
5 -	38.928	25.568	1:04.496	67.42	2.539	16:16:15.410
6 -	<b>36.856</b>	25.101	<b>1:01.957 (1)</b>	<b>70.18</b>		<b>16:17:17.367</b>
7 -	37.364	24.799	1:02.163 (2)	69.95	0.206	16:18:19.530
8 -	37.223	25.447	1:02.670	69.38	0.713	16:19:22.200
9 -	37.464	25.113	1:02.577 (3)	69.49	0.620	16:20:24.777
10 -	37.867	25.522	1:03.389	68.60	1.432	16:21:28.166
11 -	38.239	25.122	1:03.361	68.63	1.404	16:22:31.527
12 -	38.510	<b>24.575</b>	1:03.085	68.93	1.128	16:23:34.612
13 -	37.824	24.769	1:02.593	69.47	0.636	16:24:37.205

P19 43 Daniel BARFORD		MZ -				
IDEAL LAP TIME : 1:02.402		BEST LAP TIME : 1:02.633		DIFFERENCE : 0.231		
LAP	SECTOR 1	SECTOR 2	LAP TIME	MPH	DIFF	TIME OF DAY
1 -		26.464	1:14.326	58.50	11.693	16:11:58.275
2 -	37.920	25.474	1:03.394	68.59	0.761	16:13:01.669
3 -	38.004	25.513	1:03.517	68.46	0.884	16:14:05.186
4 -	37.981	25.353	1:03.334	68.66	0.701	16:15:08.520
5 -	<b>37.343</b>	25.290	<b>1:02.633 (1)</b>	<b>69.42</b>		<b>16:16:11.153</b>
6 -	38.066	25.122	1:03.188	68.82	0.555	16:17:14.341
7 -	38.098	25.374	1:03.472	68.51	0.839	16:18:17.813
8 -	38.163	25.303	1:03.466	68.51	0.833	16:19:21.279
9 -	37.876	25.234	1:03.110	68.90	0.477	16:20:24.389
10 -	37.662	25.181	1:02.843 (2)	69.19	0.210	16:21:27.232
11 -	39.747	<b>25.059</b>	1:04.806	67.10	2.173	16:22:32.038
12 -	38.467	25.070	1:03.537	68.44	0.904	16:23:35.575
13 -	37.581	25.297	1:02.878 (3)	69.15	0.245	16:24:38.453

P20 38 Chris PETTET		MZ -				
IDEAL LAP TIME : 1:03.319		BEST LAP TIME : 1:03.389		DIFFERENCE : 0.070		
LAP	SECTOR 1	SECTOR 2	LAP TIME	MPH	DIFF	TIME OF DAY
1 -		26.669	1:14.373	58.46	10.984	16:11:58.322
2 -	38.462	<b>25.375</b>	1:03.837 (2)	68.12	0.448	16:13:02.159
3 -	38.845	25.707	1:04.552	67.36	1.163	16:14:06.711
4 -	38.351	25.590	1:03.941 (3)	68.00	0.552	16:15:10.652
5 -	38.857	25.841	1:04.698	67.21	1.309	16:16:15.350
6 -	39.763	25.446	1:05.209	66.68	1.820	16:17:20.559
7 -	39.411	25.695	1:05.106	66.79	1.717	16:18:25.665
8 -	38.980	25.683	1:04.663	67.25	1.274	16:19:30.328
9 -	38.247	25.712	1:03.959	67.99	0.570	16:20:34.287
10 -	38.788	25.631	1:04.419	67.50	1.030	16:21:38.706
11 -	38.734	25.667	1:04.401	67.52	1.012	16:22:43.107
12 -	39.353	25.817	1:05.170	66.72	1.781	16:23:48.277
13 -	<b>37.944</b>	25.445	<b>1:03.389 (1)</b>	<b>68.60</b>		<b>16:24:51.666</b>

P21 47 Richard FAYERS		MZ -				
IDEAL LAP TIME : 1:03.771		BEST LAP TIME : 1:04.127		DIFFERENCE : 0.356		
LAP	SECTOR 1	SECTOR 2	LAP TIME	MPH	DIFF	TIME OF DAY
1 -		26.502	1:14.561	58.32	10.434	16:11:58.510
2 -	38.635	25.592	1:04.227 (2)	67.70	0.100	16:13:02.737
3 -	38.833	<b>25.431</b>	1:04.264	67.66	0.137	16:14:07.001
4 -	39.045	25.510	1:04.555	67.36	0.428	16:15:11.556
5 -	38.766	25.534	1:04.300	67.62	0.173	16:16:15.856
6 -	38.555	25.787	1:04.342	67.58	0.215	16:17:20.198

Weather / Track : Cloudy / Dry

Brands Hatch Indy  
Circuit Length = 1.2079 miles  
Start: 16:10 Flag 16:24 End: 16:25

# BMCRC - MRO Championships 2015 - Rnd 9 @ Brands Hatch Indy

## Freshdrop BMZRC 250 MZ

### RACE 6 - (THE KING OF THE ZEDS) - SECTOR ANALYSIS

SECTOR 1 = FL to I1, SECTOR 2 = I1 to FL, DIFF = Difference To Personal Best Lap

7 -	39.088	25.741	1:04.829	67.07	0.702	16:18:25.027
8 -	38.837	25.817	1:04.654	67.25	0.527	16:19:29.681
9 -	<b>38.340</b>	25.916	1:04.256 (3)	67.67	0.129	16:20:33.937
10 -	38.666	25.983	1:04.649	67.26	0.522	16:21:38.586
11 -	39.067	25.971	1:05.038	66.86	0.911	16:22:43.624
12 -	39.216	25.680	1:04.896	67.00	0.769	16:23:48.520
13 -	38.498	25.629	<b>1:04.127 (1)</b>	<b>67.81</b>		<b>16:24:52.647</b>

P22	48 R	Paul CANHAM	MZ -
IDEAL LAP TIME : 1:04.351		BEST LAP TIME : 1:04.386	DIFFERENCE : 0.035

LAP	SECTOR 1	SECTOR 2	LAP TIME	MPH	DIFF	TIME OF DAY
1 -		27.116	1:16.519	56.82	12.133	16:12:00.468
2 -	39.446	26.543	1:05.989	65.89	1.603	16:13:06.457
3 -	38.553	26.384	1:04.937	66.96	0.551	16:14:11.394
4 -	38.491	26.368	1:04.859	67.04	0.473	16:15:16.253
5 -	40.030	26.263	1:06.293	65.59	1.907	16:16:22.546
6 -	38.772	26.200	1:04.972	66.93	0.586	16:17:27.518
7 -	39.180	26.223	1:05.403	66.48	1.017	16:18:32.921
8 -	38.596	26.265	1:04.861	67.04	0.475	16:19:37.782
9 -	38.560	26.134	1:04.694 (3)	67.21	0.308	16:20:42.476
10 -	38.422	26.090	1:04.512 (2)	67.40	0.126	16:21:46.988
11 -	<b>38.315</b>	26.071	<b>1:04.386 (1)</b>	<b>67.53</b>		<b>16:22:51.374</b>
12 -	38.462	26.328	1:04.790	67.11	0.404	16:23:56.164
13 -	39.117	<b>26.036</b>	1:05.153	66.74	0.767	16:25:01.317

P23	97	Philip ROOTS	MZ - Show Connections Ltd
IDEAL LAP TIME : 1:04.468		BEST LAP TIME : 1:04.556	DIFFERENCE : 0.088

LAP	SECTOR 1	SECTOR 2	LAP TIME	MPH	DIFF	TIME OF DAY
1 -		26.423	1:15.059	57.93	10.503	16:11:59.008
2 -	40.417	26.331	1:06.748	65.14	2.192	16:13:05.756
3 -	<b>38.745</b>	26.094	1:04.839 (2)	67.06	0.283	16:14:10.595
4 -	39.192	26.551	1:05.743	66.14	1.187	16:15:16.338
5 -	38.907	26.109	1:05.016	66.88	0.460	16:16:21.354
6 -	39.505	25.920	1:05.425	66.46	0.869	16:17:26.779
7 -	40.237	26.111	1:06.348	65.54	1.792	16:18:33.127
8 -	39.052	26.262	1:05.314	66.57	0.758	16:19:38.441
9 -	39.329	25.986	1:05.315	66.57	0.759	16:20:43.756
10 -	38.833	<b>25.723</b>	<b>1:04.556 (1)</b>	<b>67.36</b>		<b>16:21:48.312</b>
11 -	38.807	26.191	1:04.998 (3)	66.90	0.442	16:22:53.310
12 -	38.943	26.298	1:05.241	66.65	0.685	16:23:58.551
13 -	40.926	25.848	1:06.774	65.12	2.218	16:25:05.325

P24	72 R	Jack COX	MZ -
IDEAL LAP TIME : 1:04.197		BEST LAP TIME : 1:04.208	DIFFERENCE : 0.011

LAP	SECTOR 1	SECTOR 2	LAP TIME	MPH	DIFF	TIME OF DAY
1 -		26.981	1:16.344	56.95	12.136	16:12:00.293
2 -	39.951	26.843	1:06.794	65.10	2.586	16:13:07.087
3 -	39.040	26.222	1:05.262	66.63	1.054	16:14:12.349
4 -	38.640	26.281	1:04.921 (3)	66.98	0.713	16:15:17.270
5 -	38.980	26.075	1:05.055	66.84	0.847	16:16:22.325
6 -	39.024	26.526	1:05.550	66.34	1.342	16:17:27.875
7 -	39.501	28.076	1:07.577	64.35	3.369	16:18:35.452
8 -	39.120	26.617	1:05.737	66.15	1.529	16:19:41.189
9 -	38.919	26.687	1:05.606	66.28	1.398	16:20:46.795
10 -	<b>38.154</b>	26.054	<b>1:04.208 (1)</b>	<b>67.72</b>		<b>16:21:51.003</b>
11 -	39.384	<b>26.043</b>	1:05.427	66.46	1.219	16:22:56.430
12 -	38.408	26.087	1:04.495 (2)	67.42	0.287	16:24:00.925
13 -	38.946	26.509	1:05.455	66.43	1.247	16:25:06.380

Weather / Track : Cloudy / Dry

Brands Hatch Indy  
Circuit Length = 1.2079 miles  
Start: 16:10 Flag 16:24 End: 16:25



# BMCRC - MRO Championships 2015 - Rnd 9 @ Brands Hatch Indy

## Freshdrop BMZRC 250 MZ

### RACE 6 - (THE KING OF THE ZEDS) - SECTOR ANALYSIS

SECTOR 1 = FL to I1, SECTOR 2 = I1 to FL, DIFF = Difference To Personal Best Lap

P25 94 R Daniel ROOTS			MZ - MZ EXPERIENCE			
IDEAL LAP TIME : 1:04.480		BEST LAP TIME : 1:04.480		DIFFERENCE : 0.000		
LAP	SECTOR 1	SECTOR 2	LAP TIME	MPH	DIFF	TIME OF DAY
1 -		26.941	1:17.012	56.46	12.532	16:12:00.961
2 -	39.550	26.938	1:06.488	65.40	2.008	16:13:07.449
3 -	39.028	26.701	1:05.729	66.15	1.249	16:14:13.178
4 -	39.172	26.459	1:05.631	66.25	1.151	16:15:18.809
5 -	39.166	26.533	1:05.699	66.18	1.219	16:16:24.508
6 -	39.342	26.606	1:05.948	65.93	1.468	16:17:30.456
7 -	38.803	26.233	1:05.036	66.86	0.556	16:18:35.492
8 -	39.062	26.999	1:06.061	65.82	1.581	16:19:41.553
9 -	38.486	26.177	1:04.663 (2)	67.25	0.183	16:20:46.216
10 -	<b>38.374</b>	<b>26.106</b>	<b>1:04.480 (1)</b>	<b>67.44</b>		<b>16:21:50.696</b>
11 -	38.590	26.143	1:04.733 (3)	67.17	0.253	16:22:55.429
12 -	39.102	26.252	1:05.354	66.53	0.874	16:24:00.783
13 -	39.251	26.378	1:05.629	66.26	1.149	16:25:06.412

P26 59 R Keith SABBARTON			MZ -			
IDEAL LAP TIME : 1:05.584		BEST LAP TIME : 1:05.584		DIFFERENCE : 0.000		
LAP	SECTOR 1	SECTOR 2	LAP TIME	MPH	DIFF	TIME OF DAY
1 -		27.561	1:20.204	54.21	14.620	16:12:04.153
2 -	41.704	27.337	1:09.041	62.98	3.457	16:13:13.194
3 -	42.417	27.571	1:09.988	62.13	4.404	16:14:23.182
4 -	41.056	27.436	1:08.492	63.49	2.908	16:15:31.674
5 -	40.625	28.212	1:08.837	63.17	3.253	16:16:40.511
6 -	41.082	27.402	1:08.484	63.49	2.900	16:17:48.995
7 -	39.843	27.064	1:06.907	64.99	1.323	16:18:55.902
8 -	40.142	27.220	1:07.362	64.55	1.778	16:20:03.264
9 -	39.407	26.694	1:06.101 (2)	65.78	0.517	16:21:09.365
10 -	<b>39.138</b>	<b>26.446</b>	<b>1:05.584 (1)</b>	<b>66.30</b>		<b>16:22:14.949</b>
11 -	39.499	27.020	1:06.519	65.37	0.935	16:23:21.468
12 -	39.425	27.076	1:06.501 (3)	65.39	0.917	16:24:27.969

P27 51 R Duane SUTCH			MZ -			
IDEAL LAP TIME : 1:02.944		BEST LAP TIME : 1:02.944		DIFFERENCE : 0.000		
LAP	SECTOR 1	SECTOR 2	LAP TIME	MPH	DIFF	TIME OF DAY
1 -		27.420	1:52.159	38.77	49.215	16:12:36.108
2 -	40.015	26.540	1:06.555	65.33	3.611	16:13:42.663
3 -	39.743	26.219	1:05.962	65.92	3.018	16:14:48.625
4 -	38.529	25.648	1:04.177	67.75	1.233	16:15:52.802
5 -	39.132	25.554	1:04.686	67.22	1.742	16:16:57.488
6 -	38.635	25.556	1:04.191	67.74	1.247	16:18:01.679
7 -	<b>37.427</b>	<b>25.517</b>	<b>1:02.944 (1)</b>	<b>69.08</b>		<b>16:19:04.623</b>
8 -	39.080	26.086	1:05.166	66.73	2.222	16:20:09.789
9 -	40.296	26.230	1:06.526	65.36	3.582	16:21:16.315
10 -	37.825	25.740	1:03.565 (2)	68.41	0.621	16:22:19.880
11 -	39.181	26.569	1:05.750	66.13	2.806	16:23:25.630
12 -	37.766	25.838	1:03.604 (3)	68.36	0.660	16:24:29.234

P28 19 Dave HIGGINS			MZ -			
IDEAL LAP TIME : 1:07.867		BEST LAP TIME : 1:07.905		DIFFERENCE : 0.038		
LAP	SECTOR 1	SECTOR 2	LAP TIME	MPH	DIFF	TIME OF DAY
1 -		27.374	1:18.588	55.33	10.683	16:12:02.537
2 -	41.409	28.350	1:09.759	62.33	1.854	16:13:12.296
3 -	42.559	27.880	1:10.439	61.73	2.534	16:14:22.735
4 -	41.078	27.314	1:08.392 (3)	63.58	0.487	16:15:31.127
5 -	41.166	27.963	1:09.129	62.90	1.224	16:16:40.256
6 -	41.383	28.001	1:09.384	62.67	1.479	16:17:49.640
7 -	40.808	27.776	1:08.584	63.40	0.679	16:18:58.224
8 -	41.361	28.288	1:09.649	62.43	1.744	16:20:07.873

Weather / Track : Cloudy / Dry

Brands Hatch Indy  
Circuit Length = 1.2079 miles  
Start: 16:10 Flag 16:24 End: 16:25

# BMCRC - MRO Championships 2015 - Rnd 9 @ Brands Hatch Indy

## Freshdrop BMZRC 250 MZ

### RACE 6 - (THE KING OF THE ZEDS) - SECTOR ANALYSIS

SECTOR 1 = FL to I1, SECTOR 2 = I1 to FL, DIFF = Difference To Personal Best Lap

9 -	42.320	27.234	1:09.554	62.52	1.649	16:21:17.427
10 -	<b>40.723</b>	27.623	1:08.346 (2)	63.62	0.441	16:22:25.773
11 -	40.761	<b>27.144</b>	<b>1:07.905 (1)</b>	<b>64.03</b>		<b>16:23:33.678</b>
12 -	41.187	27.208	1:08.395	63.58	0.490	16:24:42.073

P29 93 R Brian SKINNER			MZ - MZ EXPERIENCE			
IDEAL LAP TIME : 1:07.043		BEST LAP TIME : 1:07.409		DIFFERENCE : 0.366		
LAP	SECTOR 1	SECTOR 2	LAP TIME	MPH	DIFF	TIME OF DAY
1 -		27.415	1:19.464	54.72	12.055	16:12:03.413
2 -	41.424	27.944	1:09.368	62.68	1.959	16:13:12.781
3 -	42.231	28.351	1:10.582	61.61	3.173	16:14:23.363
4 -	41.104	27.623	1:08.727	63.27	1.318	16:15:32.090
5 -	41.865	28.879	1:10.744	61.46	3.335	16:16:42.834
6 -	<b>40.182</b>	27.227	<b>1:07.409 (1)</b>	<b>64.51</b>		<b>16:17:50.243</b>
7 -	40.490	28.328	1:08.818	63.18	1.409	16:18:59.061
8 -	41.787	27.329	1:09.116	62.91	1.707	16:20:08.177
9 -	41.510	27.359	1:08.869	63.14	1.460	16:21:17.046
10 -	42.280	27.653	1:09.933	62.18	2.524	16:22:26.979
11 -	40.868	<b>26.861</b>	1:07.729 (2)	64.20	0.320	16:23:34.708
12 -	40.607	27.653	1:08.260 (3)	63.70	0.851	16:24:42.968

P30 7 R David PATERSON			MZ - arnold self drive			
IDEAL LAP TIME : 1:06.655		BEST LAP TIME : 1:08.095		DIFFERENCE : 1.440		
LAP	SECTOR 1	SECTOR 2	LAP TIME	MPH	DIFF	TIME OF DAY
1 -		<b>26.826</b>	1:15.298	57.75	7.203	16:11:59.247
2 -	<b>39.829</b>	28.266	<b>1:08.095 (1)</b>	<b>63.86</b>		<b>16:13:07.342</b>
3 -	41.669	28.952	1:10.621 (3)	61.57	2.526	16:14:17.963
4 -	43.044	29.671	1:12.715	59.80	4.620	16:15:30.678
5 -	42.957	29.776	1:12.733	59.78	4.638	16:16:43.411
6 -	42.431	29.044	1:11.475	60.84	3.380	16:17:54.886
7 -	41.865	28.675	1:10.540 (2)	61.64	2.445	16:19:05.426
8 -	42.572	29.183	1:11.755	60.60	3.660	16:20:17.181
9 -	42.135	29.269	1:11.404	60.90	3.309	16:21:28.585
10 -	43.417	29.489	1:12.906	59.64	4.811	16:22:41.491
11 -	42.865	29.683	1:12.548	59.94	4.453	16:23:54.039
12 -	43.797	29.079	1:12.876	59.67	4.781	16:25:06.915

P31 11 R Ian SLAUGHTER			MZ -			
IDEAL LAP TIME : 1:01.807		BEST LAP TIME : 1:01.875		DIFFERENCE : 0.068		
LAP	SECTOR 1	SECTOR 2	LAP TIME	MPH	DIFF	TIME OF DAY
1 -		<b>25.126</b>	1:10.303	61.85	8.428	16:11:54.252
2 -	<b>36.681</b>	25.194	<b>1:01.875 (1)</b>	<b>70.28</b>		<b>16:12:56.127</b>
3 -	37.655	25.213	1:02.868 (3)	69.17	0.993	16:13:58.995
4 -	37.398	25.414	1:02.812 (2)	69.23	0.937	16:15:01.807
5 -	37.758	25.487	1:03.245	68.75	1.370	16:16:05.052
6 -	37.469	25.447	1:02.916	69.11	1.041	16:17:07.968
7 -	37.482	25.917	1:03.399	68.59	1.524	16:18:11.367
8 -	37.728	25.716	1:03.444	68.54	1.569	16:19:14.811
9 -	37.829	26.128	1:03.957	67.99	2.082	16:20:18.768
10 -	38.474	26.274	1:04.748	67.16	2.873	16:21:23.516
11 -	37.800	28.403	1:06.203	65.68	4.328	16:22:29.719

P32 33 Greg WRIGHT			MZ - Neos-IT			
IDEAL LAP TIME : 59.025		BEST LAP TIME : 59.265		DIFFERENCE : 0.240		
LAP	SECTOR 1	SECTOR 2	LAP TIME	MPH	DIFF	TIME OF DAY
1 -		24.472	1:06.704	65.19	7.439	16:11:50.653
2 -	35.704	24.628	1:00.332	72.07	1.067	16:12:50.985
3 -	35.161	24.582	59.743	72.78	0.478	16:13:50.728
4 -	34.980	24.403	59.383 (3)	73.22	0.118	16:14:50.111
5 -	34.949	24.316	<b>59.265 (1)</b>	<b>73.37</b>		<b>16:15:49.376</b>

Weather / Track : Cloudy / Dry

Brands Hatch Indy  
Circuit Length = 1.2079 miles  
Start: 16:10 Flag 16:24 End: 16:25

# BMCRC - MRO Championships 2015 - Rnd 9 @ Brands Hatch Indy

## Freshdrop BMZRC 250 MZ

### RACE 6 - (THE KING OF THE ZEDS) - SECTOR ANALYSIS

SECTOR 1 = FL to I1, SECTOR 2 = I1 to FL, DIFF = Difference To Personal Best Lap

6 -	35.111	<b>24.254</b>	59.365 (2)	73.25	0.100	16:16:48.741
7 -	<b>34.771</b>	24.656	59.427	73.17	0.162	16:17:48.168
8 -	35.446	24.964	1:00.410	71.98	1.145	16:18:48.578

<b>P33</b>	<b>20 R</b>	<b>Christopher WATSON</b>	MZ - Expert Locksmiths Medway			
IDEAL LAP TIME : 1:01.890		BEST LAP TIME : 1:02.055		DIFFERENCE : 0.165		
LAP	SECTOR 1	SECTOR 2	LAP TIME	MPH	DIFF	TIME OF DAY
1 -		<b>25.077</b>	1:10.010 (2)	62.11	7.955	16:11:53.959
2 -	<b>36.813</b>	25.242	<b>1:02.055 (1)</b>	<b>70.07</b>		<b>16:12:56.014</b>

<b>P34</b>	<b>41</b>	<b>Gary WILLIAMS</b>	MZ -			
IDEAL LAP TIME : 1:13.957		BEST LAP TIME : 1:14.761		DIFFERENCE : 0.804		
LAP	SECTOR 1	SECTOR 2	LAP TIME	MPH	DIFF	TIME OF DAY
1 -		31.402	1:18.610 (2)	55.31	3.849	16:12:02.559
2 -	44.554	<b>30.207</b>	<b>1:14.761 (1)</b>	<b>58.16</b>		<b>16:13:17.320</b>

<b>P35</b>	<b>85</b>	<b>Andrew WALES</b>	MZ - Illuminated Design LTD			
IDEAL LAP TIME :		BEST LAP TIME : 1:05.325		DIFFERENCE :		
LAP	SECTOR 1	SECTOR 2	LAP TIME	MPH	DIFF	TIME OF DAY
1 -		<b>23.510</b>	<b>1:05.325 (1)</b>	<b>66.56</b>		<b>16:11:49.274</b>

# BMCRC - MRO Championships 2015 - Rnd 9 @ Brands Hatch Indy

## Freshdrop BMZRC 250 MZ

### RACE 6 - (THE KING OF THE ZEDS) - BEST SECTORS

SECTOR 1				SECTOR 2				IDEAL / BEST COMPARISON				
POS	NO	NAME	TIME	NO	NAME	TIME	POS	NO	NAME	IDEAL	BEST	DIFF
									<b>PERFECT LAP</b>	<b>56.551</b>		
1	95	ROGERS	<b>33.746</b>	82	TAYLOR	<b>22.805</b>	1	82	TAYLOR	56.616	56.616	0.000
2	82	TAYLOR	<b>33.811</b>	95	ROGERS	<b>22.886</b>	2	95	ROGERS	56.632	56.632	0.000
3	75	WOODALL	<b>33.941</b>	75	WOODALL	<b>23.087</b>	3	75	WOODALL	57.028	57.110	0.082
4	96	KENT	<b>34.608</b>	96	KENT	<b>23.394</b>	4	96	KENT	58.002	58.017	0.015
5	33	WRIGHT	<b>34.771</b>	85	WALES	<b>23.510</b>	5	33	WRIGHT	59.025	59.265	0.240
6	36	BALDRY	<b>35.229</b>	36	BALDRY	<b>23.847</b>	6	36	BALDRY	59.076	59.250	0.174
7	44	DESSOY	<b>35.504</b>	9	HOWLETT	<b>23.874</b>	7	44	DESSOY	59.572	59.838	0.266
8	6	FROST	<b>35.565</b>	22	FINCH	<b>23.964</b>	8	6	FROST	59.626	1:00.045	0.419
9	22	FINCH	<b>35.730</b>	6	FROST	<b>24.061</b>	9	22	FINCH	59.694	1:00.070	0.376
10	114	ANDERSON	<b>35.733</b>	44	DESSOY	<b>24.068</b>	10	9	HOWLETT	59.751	1:00.153	0.402
11	9	HOWLETT	<b>35.877</b>	114	ANDERSON	<b>24.099</b>	11	114	ANDERSON	59.832	59.858	0.026
12	62	BETTRIDGE	<b>35.914</b>	62	BETTRIDGE	<b>24.207</b>	12	62	BETTRIDGE	1:00.121	1:00.121	0.000
13	18	GREEN	<b>36.096</b>	33	WRIGHT	<b>24.254</b>	13	18	GREEN	1:00.452	1:00.510	0.058
14	11	SLAUGHTER	<b>36.681</b>	18	GREEN	<b>24.356</b>	14	13	HAWES	1:01.431	1:01.957	0.526
15	3	MAUD	<b>36.738</b>	5	SAMETT	<b>24.465</b>	15	5	SAMETT	1:01.484	1:01.624	0.140
16	20	WATSON	<b>36.813</b>	31	BIGNELL	<b>24.561</b>	16	31	BIGNELL	1:01.656	1:01.656	0.000
17	13	HAWES	<b>36.856</b>	13	HAWES	<b>24.575</b>	17	3	MAUD	1:01.778	1:01.794	0.016
18	65	BREESE	<b>37.006</b>	65	BREESE	<b>24.946</b>	18	11	SLAUGHTER	1:01.807	1:01.875	0.068
19	5	SAMETT	<b>37.019</b>	66	VINCENT	<b>24.957</b>	19	20	WATSON	1:01.890	1:02.055	0.165
20	31	BIGNELL	<b>37.095</b>	3	MAUD	<b>25.040</b>	20	65	BREESE	1:01.952	1:01.952	0.000
21	43	BARFORD	<b>37.343</b>	43	BARFORD	<b>25.059</b>	21	43	BARFORD	1:02.402	1:02.633	0.231
22	51	SUTCH	<b>37.427</b>	20	WATSON	<b>25.077</b>	22	66	VINCENT	1:02.479	1:02.782	0.303
23	66	VINCENT	<b>37.522</b>	11	SLAUGHTER	<b>25.126</b>	23	51	SUTCH	1:02.944	1:02.944	0.000
24	38	PETTET	<b>37.944</b>	38	PETTET	<b>25.375</b>	24	38	PETTET	1:03.319	1:03.389	0.070
25	72	COX	<b>38.154</b>	47	FAYERS	<b>25.431</b>	25	47	FAYERS	1:03.771	1:04.127	0.356
26	48	CANHAM	<b>38.315</b>	51	SUTCH	<b>25.517</b>	26	72	COX	1:04.197	1:04.208	0.011
27	47	FAYERS	<b>38.340</b>	97	ROOTS	<b>25.723</b>	27	48	CANHAM	1:04.351	1:04.386	0.035
28	94	ROOTS	<b>38.374</b>	48	CANHAM	<b>26.036</b>	28	97	ROOTS	1:04.468	1:04.556	0.088
29	97	ROOTS	<b>38.745</b>	72	COX	<b>26.043</b>	29	94	ROOTS	1:04.480	1:04.480	0.000
30	59	SABBARTON	<b>39.138</b>	94	ROOTS	<b>26.106</b>	30	59	SABBARTON	1:05.584	1:05.584	0.000
31	7	PATERSON	<b>39.829</b>	59	SABBARTON	<b>26.446</b>	31	7	PATERSON	1:06.655	1:08.095	1.440
32	93	SKINNER	<b>40.182</b>	7	PATERSON	<b>26.826</b>	32	93	SKINNER	1:07.043	1:07.409	0.366
33	19	HIGGINS	<b>40.723</b>	93	SKINNER	<b>26.861</b>	33	19	HIGGINS	1:07.867	1:07.905	0.038
34	41	WILLIAMS	<b>43.750</b>	19	HIGGINS	<b>27.144</b>	34	41	WILLIAMS	1:13.957	1:14.761	0.804
35				41	WILLIAMS	<b>30.207</b>	35	85	WALES		1:05.325	

Weather / Track : Cloudy / Dry

Results can be found at [www.tsl-timing.com](http://www.tsl-timing.com)

Brands Hatch Indy  
Circuit Length = 1.2079 miles  
Start: 16:10 Flag 16:24 End: 16:25

Printed - 16:28 Saturday, 03 October 2015

**BMCRC - MRO Championships 2015 - Rnd 9 @ Brands Hatch Indy**

**Freshdrop BMZRC 250 MZ**

**RACE 7 - (THE JOHN WELFARE RACE) - CLASSIFICATION**

POS	NO	CL	PIC NAME	ENTRY	LAPS	TIME	GAP	DIFF	MPH	BEST	ON
1	82		1 Mark TAYLOR	MZ - B K NOLTE contracts limited	12	11:40.664			74.47	57.500	5
2	75		2 Peter WOODALL	MZ - Core Projects Ltd	12	11:40.724	0.060	0.060	74.47	57.452	2
3	33		3 Greg WRIGHT	MZ - Neos-IT	12	11:52.675	12.011	11.951	73.22	57.699	9
4	36		4 Joe BALDRY	MZ -	12	11:57.163	16.499	4.488	72.76	58.616	7
5	44	R	1 Robert DESSOY	MZ - Walter Kaaden - Oscilloscopes	12	12:04.873	24.209	7.710	71.98	59.196	2
6	85		5 Andrew WALES	MZ - Illuminated Design LTD	12	12:06.183	25.519	1.310	71.85	58.741	11
7	9	R	2 Gary HOWLETT	MZ - HS Racing	12	12:10.969	30.305	4.786	71.38	59.500	11
8	22		6 Simon FINCH	MZ - The Bayard Partnership, ASK Plumbing & Hez	12	12:10.991	30.327	0.022	71.38	59.443	10
9	62*	R	3 Nicholas BETTRIDGE	MZ -	12	12:19.157	38.493	8.166	70.59	1:00.701	5
10	18		7 Barry GREEN	MZ -	12	12:19.749	39.085	0.592	70.54	1:00.755	10
11	41		8 Gary WILLIAMS	MZ -	12	12:35.697	55.033	15.948	69.05	1:01.379	11
12	20	R	4 Christopher WATSON	MZ - Expert Locksmiths Medway	12	12:35.803	55.139	0.106	69.04	1:01.214	8
13	31		9 David BIGNELL	MZ -	12	12:39.510	58.846	3.707	68.70	1:01.273	8
14	65	R	5 Konrad BREESE	MZ - Banko de Mama & Papa	12	12:39.720	59.056	0.210	68.68	1:01.825	10
15	43		10 Daniel BARFORD	MZ -	12	12:39.776	59.112	0.056	68.68	1:02.012	6
16	3		11 Max MAUD	MZ -	12	12:39.976	59.312	0.200	68.66	1:01.621	8
17	66		12 Mark VINCENT	MZ - Putoline	11	11:41.052	1 Lap	1 Lap	68.23	1:01.910	11
18	5		13 Garry SAMETT	MZ - smallmouse	11	11:41.609	1 Lap	0.557	68.17	1:02.014	10
19	11	R	6 Ian SLAUGHTER	MZ -	11	11:42.683	1 Lap	1.074	68.07	1:01.614	10
20	114		14 Ryan ANDERSON	MZ -	11	11:46.248	1 Lap	3.565	67.73	59.676	10
21	13		15 Ben HAWES	MZ -	11	11:47.408	1 Lap	1.160	67.61	1:00.798	9
22	97		16 Philip ROOTS	MZ - Show Connections Ltd	11	11:56.511	1 Lap	9.103	66.76	1:03.415	3
23	94	R	7 Daniel ROOTS	MZ - MZ EXPERIENCE	11	11:56.871	1 Lap	0.360	66.72	1:03.340	6
24	47		17 Richard FAYERS	MZ -	11	12:00.574	1 Lap	3.703	66.38	1:03.693	8
25	38		18 Chris PETTET	MZ -	11	12:01.704	1 Lap	1.130	66.28	1:03.112	10
26	51	R	8 Duane SUTCH	MZ -	11	12:02.545	1 Lap	0.841	66.20	1:03.161	11
27	7	R	9 David PATERSON	MZ - arnold self drive	11	12:12.241	1 Lap	9.696	65.32	1:04.621	5
28	48	R	10 Paul CANHAM	MZ -	11	12:13.055	1 Lap	0.814	65.25	1:04.545	9
29	59	R	11 Keith SABBARTON	MZ -	11	12:25.895	1 Lap	12.840	64.13	1:05.957	4
30	93	R	12 Brian SKINNER	MZ - MZ EXPERIENCE	10	11:49.363	2 Laps	1 Lap	61.30	1:08.290	9
31	19		19 Dave HIGGINS	MZ -	10	11:53.224	2 Laps	3.861	60.97	1:08.524	8
32	25	R	13 Christopher CHADDERTON	MZ -	10	12:23.167	2 Laps	29.943	58.51	1:11.985	9

**NOT CLASSIFIED**

DNF	96		Chris KENT	MZ - Open to Offers!	11	10:52.894	1 Lap	0.000	73.26	57.834	2
DNF	42		Pete MANNERING	MZ -	2	2:23.886	10 Laps	9 Laps	60.44	1:05.441	2
DNF	6		Jerry FROST	MZ -	1	1:07.420	11 Laps	1 Lap	64.50	1:07.420	1
DNF	95		Christopher ROGERS	MZ -	0						
DNF	72	R	Jack COX	MZ -	0						

**FASTEST LAP**

75			Peter WOODALL	MZ - Core Projects Ltd	2	57.452		75.69 mph	121.81 kph
44	R		Robert DESSOY	MZ - Walter Kaaden - Oscilloscopes	2	59.196		73.46 mph	118.22 kph

\* No 62 - Please fit a working transponder  
Class - 90% of Race Speed = 67.02 mph  
Class R - 90% of Race Speed = 64.78 mph

Brands Hatch Indy  
Circuit Length = 1.2079 miles  
Start: 12:45 Flag 12:56 End: 12:57

Weather / Track : Cloudy / Dry

These results are provisional until the conclusion of any judicial and technical matters.

Clerk Of Course :	Timekeeper :
-------------------	--------------

Results can be found at [www.tsl-timing.com](http://www.tsl-timing.com)

Printed - 12:58 Sunday, 04 October 2015





# BMCRC - MRO Championships 2015 - Rnd 9 @ Brands Hatch Indy

## Freshdrop BMZRC 250 MZ

### RACE 7 - (THE JOHN WELFARE RACE) - LAP CHART

97	1 Lap	1:04.136	66	1 Lap	1:01.910
47	1 Lap	1:04.373	5	1 Lap	1:02.255
96	11.078	59.273	11	1 Lap	1:02.066
33	11.095	58.531	114	1 Lap	1:01.827
38	1 Lap	1:04.543	13	1 Lap	1:07.915
51	1 Lap	1:04.603	93	2 Laps	1:08.866
25	2 Laps	1:12.565	33	12.011	59.497
36	14.383	59.772	19	2 Laps	1:10.600
7	1 Lap	1:06.133	97	1 Lap	1:04.833
48	1 Lap	1:04.545	94	1 Lap	1:05.015
44	19.509	1:00.214	36	16.499	59.567
85	24.416	58.924	47	1 Lap	1:04.248
22	25.715	59.443	38	1 Lap	1:03.587
9	26.070	1:00.035	51	1 Lap	1:03.161
59	1 Lap	1:06.641	44	24.209	1:00.426
62	33.497	1:01.022	85	25.519	59.234
18	33.582	1:00.755	9	30.305	1:01.607
20	49.029	1:01.696	22	30.327	1:01.671
41	49.108	1:01.629	7	1 Lap	1:05.817
31	50.632	1:01.983	48	1 Lap	1:06.251
65	51.287	1:01.825	62	38.493	1:01.092
43	51.694	1:02.170	18	39.085	1:01.349
3	52.063	1:02.317	25	2 Laps	1:13.096
66	55.350	1:01.940	59	1 Lap	1:06.797
5	55.562	1:02.014	41	55.033	1:01.418
13	55.701	1:01.876	20	55.139	1:01.645
93	1 Lap	1:08.290	31	58.846	1:03.284
11	56.825	1:01.614	65	59.056	1:02.738
			43	59.112	1:02.098
			3	59.312	1:02.400

#### LAP 11 @ 12:55:46.258

NO	BEHIND	LAP TIME
82		57.513
75	0.108	57.647
19	2 Laps	1:09.855
114	1 Lap	59.676
97	1 Lap	1:03.528
94	1 Lap	1:04.068
96	11.563	58.024
33	11.847	58.291
47	1 Lap	1:04.094
36	16.265	59.421
38	1 Lap	1:03.112
51	1 Lap	1:03.874
44	23.116	1:01.146
7	1 Lap	1:05.503
48	1 Lap	1:05.653
85	25.618	58.741
22	27.989	59.813
9	28.031	59.500
25	2 Laps	1:11.985
62	36.734	1:00.776
18	37.069	1:01.026
59	1 Lap	1:06.337
20	52.827	1:01.337
41	52.948	1:01.379
31	54.895	1:01.802
65	55.651	1:01.903
3	56.245	1:01.721
43	56.347	1:02.192

#### LAP 12 @ 12:56:45.591

NO	BEHIND	LAP TIME
82		59.333
75	0.060	59.285

Weather / Track : Cloudy / Dry

Brands Hatch Indy  
Circuit Length = 1.2079 miles  
Start: 12:45 Flag 12:56 End: 12:57

# BMCRC - MRO Championships 2015 - Rnd 9 @ Brands Hatch Indy

## Freshdrop BMZRC 250 MZ

### RACE 7 - (THE JOHN WELFARE RACE) - SECTOR ANALYSIS

SECTOR 1 = FL to I1, SECTOR 2 = I1 to FL, DIFF = Difference To Personal Best Lap

P1 82		Mark TAYLOR		MZ - B K NOLTE contracts limited			
IDEAL LAP TIME : 57.226		BEST LAP TIME : 57.500		DIFFERENCE : 0.274			
LAP	SECTOR 1	SECTOR 2	LAP TIME	MPH	DIFF	TIME OF DAY	
1 -		23.416	1:03.156	68.85	5.656	12:46:08.083	
2 -	34.304	23.328	57.632 (3)	75.45	0.132	12:47:05.715	
3 -	34.435	23.324	57.759	75.28	0.259	12:48:03.474	
4 -	34.394	23.262	57.656	75.42	0.156	12:49:01.130	
5 -	34.339	23.161	<b>57.500 (1)</b>	<b>75.62</b>		<b>12:49:58.630</b>	
6 -	34.631	23.195	57.826	75.20	0.326	12:50:56.456	
7 -	<b>34.105</b>	23.569	57.674	75.39	0.174	12:51:54.130	
8 -	34.364	23.752	58.116	74.82	0.616	12:52:52.246	
9 -	34.836	<b>23.121</b>	57.957	75.03	0.457	12:53:50.203	
10 -	35.132	23.410	58.542	74.28	1.042	12:54:48.745	
11 -	34.247	23.266	57.513 (2)	75.61	0.013	12:55:46.258	
12 -	35.643	23.690	59.333	73.29	1.833	12:56:45.591	

P2 75		Peter WOODALL		MZ - Core Projects Ltd			
IDEAL LAP TIME : 57.105		BEST LAP TIME : 57.452		DIFFERENCE : 0.347			
LAP	SECTOR 1	SECTOR 2	LAP TIME	MPH	DIFF	TIME OF DAY	
1 -		23.290	1:03.609	68.36	6.157	12:46:08.536	
2 -	34.363	23.089	<b>57.452 (1)</b>	<b>75.69</b>		<b>12:47:05.988</b>	
3 -	34.412	23.143	57.555	75.55	0.103	12:48:03.543	
4 -	34.544	23.113	57.657	75.42	0.205	12:49:01.200	
5 -	34.499	<b>22.995</b>	57.494 (2)	75.63	0.042	12:49:58.694	
6 -	34.553	23.291	57.844	75.17	0.392	12:50:56.538	
7 -	34.435	23.429	57.864	75.15	0.412	12:51:54.402	
8 -	<b>34.110</b>	23.416	57.526 (3)	75.59	0.074	12:52:51.928	
9 -	35.063	23.103	58.166	74.76	0.714	12:53:50.094	
10 -	35.154	23.471	58.625	74.17	1.173	12:54:48.719	
11 -	34.276	23.371	57.647	75.43	0.195	12:55:46.366	
12 -	35.515	23.770	59.285	73.35	1.833	12:56:45.651	

P3 33		Greg WRIGHT		MZ - Neos-IT			
IDEAL LAP TIME : 57.699		BEST LAP TIME : 57.699		DIFFERENCE : 0.000			
LAP	SECTOR 1	SECTOR 2	LAP TIME	MPH	DIFF	TIME OF DAY	
1 -		23.982	1:09.059	62.96	11.360	12:46:13.986	
2 -	35.382	23.859	59.241	73.40	1.542	12:47:13.227	
3 -	34.838	23.889	58.727	74.04	1.028	12:48:11.954	
4 -	35.004	23.571	58.575	74.23	0.876	12:49:10.529	
5 -	34.651	23.846	58.497	74.33	0.798	12:50:09.026	
6 -	34.509	23.610	58.119 (2)	74.82	0.420	12:51:07.145	
7 -	34.634	23.576	58.210 (3)	74.70	0.511	12:52:05.355	
8 -	34.598	23.631	58.229	74.68	0.530	12:53:03.584	
9 -	<b>34.382</b>	<b>23.317</b>	<b>57.699 (1)</b>	<b>75.36</b>		<b>12:54:01.283</b>	
10 -	34.870	23.661	58.531	74.29	0.832	12:54:59.814	
11 -	34.780	23.511	58.291	74.60	0.592	12:55:58.105	
12 -	35.750	23.747	59.497	73.08	1.798	12:56:57.602	

P4 36		Joe BALDRY		MZ -			
IDEAL LAP TIME : 58.524		BEST LAP TIME : 58.616		DIFFERENCE : 0.092			
LAP	SECTOR 1	SECTOR 2	LAP TIME	MPH	DIFF	TIME OF DAY	
1 -		23.743	1:05.189	66.70	6.573	12:46:10.116	
2 -	<b>34.917</b>	23.796	58.713 (2)	74.06	0.097	12:47:08.829	
3 -	35.220	23.986	59.206	73.44	0.590	12:48:08.035	
4 -	35.458	24.019	59.477	73.11	0.861	12:49:07.512	
5 -	35.302	24.534	59.836	72.67	1.220	12:50:07.348	
6 -	35.630	24.141	59.771	72.75	1.155	12:51:07.119	
7 -	35.009	<b>23.607</b>	<b>58.616 (1)</b>	<b>74.18</b>		<b>12:52:05.735</b>	
8 -	35.000	23.817	58.817	73.93	0.201	12:53:04.552	
9 -	34.992	23.786	58.778 (3)	73.98	0.162	12:54:03.330	

Weather / Track : Cloudy / Dry

Brands Hatch Indy  
Circuit Length = 1.2079 miles  
Start: 12:45 Flag 12:56 End: 12:57



# BMCRC - MRO Championships 2015 - Rnd 9 @ Brands Hatch Indy

## Freshdrop BMZRC 250 MZ

### RACE 7 - (THE JOHN WELFARE RACE) - SECTOR ANALYSIS

SECTOR 1 = FL to I1, SECTOR 2 = I1 to FL, DIFF = Difference To Personal Best Lap

10 -	35.627	24.145	59.772	72.75	1.156	12:55:03.102
11 -	35.100	24.321	59.421	73.18	0.805	12:56:02.523
12 -	35.691	23.876	59.567	73.00	0.951	12:57:02.090

P5 44 R Robert DESSOY		MZ - Walter Kaaden - Oscilloscopes				
IDEAL LAP TIME : 59.196		BEST LAP TIME : 59.196		DIFFERENCE : 0.000		
LAP	SECTOR 1	SECTOR 2	LAP TIME	MPH	DIFF	TIME OF DAY
1 -		24.009	1:05.766	66.12	6.570	12:46:10.693
2 -	<b>35.380</b>	<b>23.816</b>	<b>59.196 (1)</b>	<b>73.46</b>		<b>12:47:09.889</b>
3 -	35.416	23.929	59.345 (2)	73.27	0.149	12:48:09.234
4 -	35.620	24.004	59.624	72.93	0.428	12:49:08.858
5 -	35.557	24.529	1:00.086	72.37	0.890	12:50:08.944
6 -	35.473	24.047	59.520	73.06	0.324	12:51:08.464
7 -	35.445	23.938	59.383 (3)	73.22	0.187	12:52:07.847
8 -	35.491	24.259	59.750	72.77	0.554	12:53:07.597
9 -	35.997	24.420	1:00.417	71.97	1.221	12:54:08.014
10 -	35.800	24.414	1:00.214	72.21	1.018	12:55:08.228
11 -	36.641	24.505	1:01.146	71.11	1.950	12:56:09.374
12 -	36.119	24.307	1:00.426	71.96	1.230	12:57:09.800

P6 85 Andrew WALES		MZ - Illuminated Design LTD				
IDEAL LAP TIME : 58.495		BEST LAP TIME : 58.741		DIFFERENCE : 0.246		
LAP	SECTOR 1	SECTOR 2	LAP TIME	MPH	DIFF	TIME OF DAY
1 -		25.132	1:11.476	60.84	12.735	12:46:16.403
2 -	36.181	24.242	1:00.423	71.96	1.682	12:47:16.826
3 -	35.357	23.868	59.225	73.42	0.484	12:48:16.051
4 -	35.955	24.461	1:00.416	71.97	1.675	12:49:16.467
5 -	35.700	24.198	59.898	72.60	1.157	12:50:16.365
6 -	35.284	24.032	59.316	73.31	0.575	12:51:15.681
7 -	34.979	24.900	59.879	72.62	1.138	12:52:15.560
8 -	35.906	23.754	59.660	72.88	0.919	12:53:15.220
9 -	35.166	23.825	58.991 (3)	73.71	0.250	12:54:14.211
10 -	35.124	23.800	58.924 (2)	73.80	0.183	12:55:13.135
11 -	<b>34.884</b>	23.857	<b>58.741 (1)</b>	<b>74.03</b>		<b>12:56:11.876</b>
12 -	35.623	<b>23.611</b>	59.234	73.41	0.493	12:57:11.110

P7 9 R Gary HOWLETT		MZ - HS Racing				
IDEAL LAP TIME : 59.392		BEST LAP TIME : 59.500		DIFFERENCE : 0.108		
LAP	SECTOR 1	SECTOR 2	LAP TIME	MPH	DIFF	TIME OF DAY
1 -		23.859	1:06.701	65.19	7.201	12:46:11.628
2 -	36.003	24.072	1:00.075	72.38	0.575	12:47:11.703
3 -	36.279	23.881	1:00.160	72.28	0.660	12:48:11.863
4 -	36.340	24.031	1:00.371	72.03	0.871	12:49:12.234
5 -	36.554	<b>23.648</b>	1:00.202	72.23	0.702	12:50:12.436
6 -	37.023	24.108	1:01.131	71.13	1.631	12:51:13.567
7 -	36.724	24.480	1:01.204	71.05	1.704	12:52:14.771
8 -	35.913	24.025	59.938 (2)	72.55	0.438	12:53:14.709
9 -	36.133	23.912	1:00.045	72.42	0.545	12:54:14.754
10 -	36.084	23.951	1:00.035 (3)	72.43	0.535	12:55:14.789
11 -	<b>35.744</b>	23.756	<b>59.500 (1)</b>	<b>73.08</b>		<b>12:56:14.289</b>
12 -	36.922	24.685	1:01.607	70.58	2.107	12:57:15.896

P8 22 Simon FINCH		MZ - The Bayard Partnership, ASK Plumbing & Heating				
IDEAL LAP TIME : 59.267		BEST LAP TIME : 59.443		DIFFERENCE : 0.176		
LAP	SECTOR 1	SECTOR 2	LAP TIME	MPH	DIFF	TIME OF DAY
1 -		24.209	1:06.632	65.26	7.189	12:46:11.559
2 -	35.774	24.298	1:00.072	72.38	0.629	12:47:11.631
3 -	35.938	24.224	1:00.162	72.28	0.719	12:48:11.793
4 -	36.167	24.323	1:00.490	71.88	1.047	12:49:12.283
5 -	36.032	24.180	1:00.212	72.22	0.769	12:50:12.495

Weather / Track : Cloudy / Dry

Brands Hatch Indy  
Circuit Length = 1.2079 miles  
Start: 12:45 Flag 12:56 End: 12:57

# BMCRC - MRO Championships 2015 - Rnd 9 @ Brands Hatch Indy

## Freshdrop BMZRC 250 MZ

### RACE 7 - (THE JOHN WELFARE RACE) - SECTOR ANALYSIS

SECTOR 1 = FL to I1, SECTOR 2 = I1 to FL, DIFF = Difference To Personal Best Lap

6 -	36.863	24.109	1:00.972	71.32	1.529	12:51:13.467
7 -	36.920	25.082	1:02.002	70.13	2.559	12:52:15.469
8 -	35.786	23.991	59.777 (3)	72.74	0.334	12:53:15.246
9 -	35.908	<b>23.837</b>	59.745 (2)	72.78	0.302	12:54:14.991
<b>10 -</b>	<b>35.430</b>	24.013	<b>59.443 (1)</b>	<b>73.15</b>		<b>12:55:14.434</b>
11 -	35.772	24.041	59.813	72.70	0.370	12:56:14.247
12 -	36.958	24.713	1:01.671	70.51	2.228	12:57:15.918

P9 62 R Nicholas BETTRIDGE			MZ -			
IDEAL LAP TIME :		BEST LAP TIME : 1:00.701		DIFFERENCE :		
LAP	SECTOR 1	SECTOR 2	LAP TIME	MPH	DIFF	TIME OF DAY
1 -			1:08.345	63.62	7.644	12:46:13.272
2 -			1:00.905	71.39	0.204	12:47:14.177
3 -			1:01.214	71.03	0.513	12:48:15.391
4 -			1:01.096	71.17	0.395	12:49:16.487
<b>5 -</b>			<b>1:00.701 (1)</b>	<b>71.63</b>		<b>12:50:17.188</b>
6 -			1:00.916	71.38	0.215	12:51:18.104
7 -			1:00.723 (2)	71.61	0.022	12:52:18.827
8 -			1:01.468	70.74	0.767	12:53:20.295
9 -			1:00.899	71.40	0.198	12:54:21.194
10 -			1:01.022	71.26	0.321	12:55:22.216
11 -			1:00.776 (3)	71.55	0.075	12:56:22.992
12 -			1:01.092	71.18	0.391	12:57:24.084

P10 18 Barry GREEN			MZ -			
IDEAL LAP TIME : 1:00.651		BEST LAP TIME : 1:00.755		DIFFERENCE : 0.104		
LAP	SECTOR 1	SECTOR 2	LAP TIME	MPH	DIFF	TIME OF DAY
1 -		24.497	1:08.049	63.90	7.294	12:46:12.976
2 -	36.379	24.641	1:01.020	71.26	0.265	12:47:13.996
3 -	36.371	24.440	1:00.811 (2)	71.51	0.056	12:48:14.807
4 -	36.474	24.654	1:01.128	71.13	0.373	12:49:15.935
5 -	36.264	24.733	1:00.997	71.29	0.242	12:50:16.932
6 -	36.448	<b>24.390</b>	1:00.838 (3)	71.47	0.083	12:51:17.770
7 -	36.262	24.780	1:01.042	71.23	0.287	12:52:18.812
8 -	36.718	24.750	1:01.468	70.74	0.713	12:53:20.280
9 -	36.747	24.519	1:01.266	70.97	0.511	12:54:21.546
<b>10 -</b>	<b>36.261</b>	24.494	<b>1:00.755 (1)</b>	<b>71.57</b>		<b>12:55:22.301</b>
11 -	36.348	24.678	1:01.026	71.25	0.271	12:56:23.327
12 -	36.462	24.887	1:01.349	70.88	0.594	12:57:24.676

P11 41 Gary WILLIAMS			MZ -			
IDEAL LAP TIME : 1:01.187		BEST LAP TIME : 1:01.379		DIFFERENCE : 0.192		
LAP	SECTOR 1	SECTOR 2	LAP TIME	MPH	DIFF	TIME OF DAY
1 -		25.448	1:13.679	59.02	12.300	12:46:18.606
2 -	37.831	25.189	1:03.020	69.00	1.641	12:47:21.626
3 -	36.968	24.864	1:01.832	70.32	0.453	12:48:23.458
4 -	37.180	25.100	1:02.280	69.82	0.901	12:49:25.738
5 -	37.216	<b>24.829</b>	1:02.045	70.08	0.666	12:50:27.783
6 -	36.731	25.465	1:02.196	69.91	0.817	12:51:29.979
7 -	37.012	25.085	1:02.097	70.02	0.718	12:52:32.076
8 -	36.997	25.125	1:02.122	70.00	0.743	12:53:34.198
9 -	36.409	25.591	1:02.000	70.13	0.621	12:54:36.198
10 -	36.575	25.054	1:01.629 (3)	70.56	0.250	12:55:37.827
<b>11 -</b>	<b>36.358</b>	25.021	<b>1:01.379 (1)</b>	<b>70.84</b>		<b>12:56:39.206</b>
12 -	36.420	24.998	1:01.418 (2)	70.80	0.039	12:57:40.624

P12 20 R Christopher WATSON			MZ - Expert Locksmiths Medway			
IDEAL LAP TIME : 1:00.832		BEST LAP TIME : 1:01.214		DIFFERENCE : 0.382		
LAP	SECTOR 1	SECTOR 2	LAP TIME	MPH	DIFF	TIME OF DAY
1 -		25.536	1:13.827	58.90	12.613	12:46:18.754

Weather / Track : Cloudy / Dry

Brands Hatch Indy  
Circuit Length = 1.2079 miles  
Start: 12:45 Flag 12:56 End: 12:57

# BMCRC - MRO Championships 2015 - Rnd 9 @ Brands Hatch Indy

## Freshdrop BMZRC 250 MZ

### RACE 7 - (THE JOHN WELFARE RACE) - SECTOR ANALYSIS

SECTOR 1 = FL to I1, SECTOR 2 = I1 to FL, DIFF = Difference To Personal Best Lap

2 -	38.032	25.102	1:03.134	68.87	1.920	12:47:21.888
3 -	37.205	24.792	1:01.997	70.14	0.783	12:48:23.885
4 -	37.133	25.178	1:02.311	69.78	1.097	12:49:26.196
5 -	37.614	<b>24.549</b>	1:02.163	69.95	0.949	12:50:28.359
6 -	37.462	24.836	1:02.298	69.80	1.084	12:51:30.657
7 -	36.887	25.357	1:02.244	69.86	1.030	12:52:32.901
<b>8 -</b>	<b>36.283</b>	24.931	<b>1:01.214 (1)</b>	<b>71.03</b>		<b>12:53:34.115</b>
9 -	36.319	25.618	1:01.937	70.21	0.723	12:54:36.052
10 -	36.637	25.059	1:01.696	70.48	0.482	12:55:37.748
11 -	36.438	24.899	1:01.337 (2)	70.89	0.123	12:56:39.085
12 -	36.501	25.144	1:01.645 (3)	70.54	0.431	12:57:40.730

P13 31 David BIGNELL		MZ -	
IDEAL LAP TIME : 1:01.179	BEST LAP TIME : 1:01.273	DIFFERENCE : 0.094	

LAP	SECTOR 1	SECTOR 2	LAP TIME	MPH	DIFF	TIME OF DAY
1 -		25.027	1:09.465	62.60	8.192	12:46:14.392
2 -	37.739	25.874	1:03.613	68.36	2.340	12:47:18.005
3 -	37.664	25.443	1:03.107	68.90	1.834	12:48:21.112
4 -	37.576	25.246	1:02.822	69.22	1.549	12:49:23.934
5 -	37.388	24.988	1:02.376	69.71	1.103	12:50:26.310
6 -	38.059	25.342	1:03.401	68.58	2.128	12:51:29.711
7 -	39.082	25.486	1:04.568	67.34	3.295	12:52:34.279
<b>8 -</b>	<b>36.871</b>	<b>24.402</b>	<b>1:01.273 (1)</b>	<b>70.97</b>		<b>12:53:35.552</b>
9 -	37.239	24.577	1:01.816 (3)	70.34	0.543	12:54:37.368
10 -	37.062	24.921	1:01.983	70.15	0.710	12:55:39.351
11 -	<b>36.777</b>	25.025	1:01.802 (2)	70.36	0.529	12:56:41.153
12 -	38.000	25.284	1:03.284	68.71	2.011	12:57:44.437

P14 65 R Konrad BREESE		MZ - Banko de Mama & Papa	
IDEAL LAP TIME : 1:01.658	BEST LAP TIME : 1:01.825	DIFFERENCE : 0.167	

LAP	SECTOR 1	SECTOR 2	LAP TIME	MPH	DIFF	TIME OF DAY
1 -		25.168	1:10.344	61.81	8.519	12:46:15.271
2 -	37.498	25.323	1:02.821	69.22	0.996	12:47:18.092
3 -	37.637	25.586	1:03.223	68.78	1.398	12:48:21.315
4 -	37.380	25.536	1:02.916	69.11	1.091	12:49:24.231
5 -	37.137	25.225	1:02.362	69.73	0.537	12:50:26.593
6 -	37.870	25.810	1:03.680	68.28	1.855	12:51:30.273
7 -	37.934	25.363	1:03.297	68.70	1.472	12:52:33.570
8 -	37.011	24.950	1:01.961 (3)	70.18	0.136	12:53:35.531
9 -	37.441	25.209	1:02.650	69.41	0.825	12:54:38.181
<b>10 -</b>	<b>37.028</b>	<b>24.797</b>	<b>1:01.825 (1)</b>	<b>70.33</b>		<b>12:55:40.006</b>
11 -	<b>36.861</b>	25.042	1:01.903 (2)	70.24	0.078	12:56:41.909
12 -	37.253	25.485	1:02.738	69.31	0.913	12:57:44.647

P15 43 Daniel BARFORD		MZ -	
IDEAL LAP TIME : 1:01.470	BEST LAP TIME : 1:02.012	DIFFERENCE : 0.542	

LAP	SECTOR 1	SECTOR 2	LAP TIME	MPH	DIFF	TIME OF DAY
1 -		25.350	1:11.096	61.16	9.084	12:46:16.023
2 -	38.107	25.084	1:03.191	68.81	1.179	12:47:19.214
3 -	38.393	25.721	1:04.114	67.82	2.102	12:48:23.328
4 -	37.571	25.074	1:02.645	69.41	0.633	12:49:25.973
5 -	37.529	<b>24.698</b>	1:02.227	69.88	0.215	12:50:28.200
<b>6 -</b>	<b>36.985</b>	25.027	<b>1:02.012 (1)</b>	<b>70.12</b>		<b>12:51:30.212</b>
7 -	37.562	25.332	1:02.894	69.14	0.882	12:52:33.106
8 -	37.168	24.936	1:02.104 (3)	70.02	0.092	12:53:35.210
9 -	37.574	25.459	1:03.033	68.98	1.021	12:54:38.243
10 -	37.459	24.711	1:02.170	69.94	0.158	12:55:40.413
11 -	37.407	24.785	1:02.192	69.92	0.180	12:56:42.605
12 -	<b>36.772</b>	25.326	1:02.098 (2)	70.02	0.086	12:57:44.703

Weather / Track : Cloudy / Dry

Brands Hatch Indy  
Circuit Length = 1.2079 miles  
Start: 12:45 Flag 12:56 End: 12:57

# BMCRC - MRO Championships 2015 - Rnd 9 @ Brands Hatch Indy

## Freshdrop BMZRC 250 MZ

### RACE 7 - (THE JOHN WELFARE RACE) - SECTOR ANALYSIS

SECTOR 1 = FL to I1, SECTOR 2 = I1 to FL, DIFF = Difference To Personal Best Lap

P16 3 Max MAUD		MZ -				
IDEAL LAP TIME : 1:00.676		BEST LAP TIME : 1:01.621		DIFFERENCE : 0.945		
LAP	SECTOR 1	SECTOR 2	LAP TIME	MPH	DIFF	TIME OF DAY
1 -		26.581	1:12.459	60.01	10.838	12:46:17.386
2 -	37.650	24.938	1:02.588	69.47	0.967	12:47:19.974
3 -	37.479	25.906	1:03.385	68.60	1.764	12:48:23.359
4 -	37.905	25.281	1:03.186	68.82	1.565	12:49:26.545
5 -	37.506	<b>24.550</b>	1:02.056	70.07	0.435	12:50:28.601
6 -	36.891	25.033	1:01.924 (3)	70.22	0.303	12:51:30.525
7 -	37.887	25.705	1:03.592	68.38	1.971	12:52:34.117
8 -	36.569	25.052	<b>1:01.621 (1)</b>	<b>70.57</b>		<b>12:53:35.738</b>
9 -	37.308	25.419	1:02.727	69.32	1.106	12:54:38.465
10 -	37.488	24.829	1:02.317	69.78	0.696	12:55:40.782
11 -	<b>36.126</b>	25.595	1:01.721 (2)	70.45	0.100	12:56:42.503
12 -	37.089	25.311	1:02.400	69.68	0.779	12:57:44.903

P17 66 Mark VINCENT		MZ - Putoline				
IDEAL LAP TIME : 1:01.863		BEST LAP TIME : 1:01.910		DIFFERENCE : 0.047		
LAP	SECTOR 1	SECTOR 2	LAP TIME	MPH	DIFF	TIME OF DAY
1 -		26.330	1:12.720	59.79	10.810	12:46:17.647
2 -	39.076	25.077	1:04.153	67.78	2.243	12:47:21.800
3 -	39.004	25.252	1:04.256	67.67	2.346	12:48:26.056
4 -	38.356	25.222	1:03.578	68.39	1.668	12:49:29.634
5 -	38.113	24.930	1:03.043	68.97	1.133	12:50:32.677
6 -	37.912	24.922	1:02.834	69.20	0.924	12:51:35.511
7 -	37.328	24.797	1:02.125 (3)	69.99	0.215	12:52:37.636
8 -	37.389	24.898	1:02.287	69.81	0.377	12:53:39.923
9 -	37.406	24.800	1:02.206	69.90	0.296	12:54:42.129
10 -	<b>37.230</b>	24.710	1:01.940 (2)	70.20	0.030	12:55:44.069
11 -	37.277	<b>24.633</b>	<b>1:01.910 (1)</b>	<b>70.24</b>		<b>12:56:45.979</b>

P18 5 Garry SAMETT		MZ - smallmouse				
IDEAL LAP TIME : 1:01.609		BEST LAP TIME : 1:02.014		DIFFERENCE : 0.405		
LAP	SECTOR 1	SECTOR 2	LAP TIME	MPH	DIFF	TIME OF DAY
1 -		25.514	1:12.566	59.92	10.552	12:46:17.493
2 -	38.605	25.242	1:03.847	68.10	1.833	12:47:21.340
3 -	38.598	25.055	1:03.653	68.31	1.639	12:48:24.993
4 -	38.250	25.135	1:03.385	68.60	1.371	12:49:28.378
5 -	38.339	25.129	1:03.468	68.51	1.454	12:50:31.846
6 -	38.292	25.022	1:03.314	68.68	1.300	12:51:35.160
7 -	38.043	24.741	1:02.784	69.26	0.770	12:52:37.944
8 -	37.723	<b>24.388</b>	1:02.111 (2)	70.01	0.097	12:53:40.055
9 -	37.602	24.610	1:02.212 (3)	69.89	0.198	12:54:42.267
10 -	37.321	24.693	<b>1:02.014 (1)</b>	<b>70.12</b>		<b>12:55:44.281</b>
11 -	<b>37.221</b>	25.034	1:02.255	69.85	0.241	12:56:46.536

P19 11 R Ian SLAUGHTER		MZ -				
IDEAL LAP TIME : 1:01.413		BEST LAP TIME : 1:01.614		DIFFERENCE : 0.201		
LAP	SECTOR 1	SECTOR 2	LAP TIME	MPH	DIFF	TIME OF DAY
1 -		25.606	1:14.667	58.23	13.053	12:46:19.594
2 -	37.950	25.118	1:03.068	68.95	1.454	12:47:22.662
3 -	37.945	25.725	1:03.670	68.29	2.056	12:48:26.332
4 -	37.481	25.711	1:03.192	68.81	1.578	12:49:29.524
5 -	37.904	25.422	1:03.326	68.67	1.712	12:50:32.850
6 -	38.109	<b>25.113</b>	1:03.222	68.78	1.608	12:51:36.072
7 -	37.715	25.133	1:02.848	69.19	1.234	12:52:38.920
8 -	37.339	25.240	1:02.579	69.48	0.965	12:53:41.499
9 -	37.027	25.404	1:02.431 (3)	69.65	0.817	12:54:43.930
10 -	<b>36.300</b>	25.314	<b>1:01.614 (1)</b>	<b>70.57</b>		<b>12:55:45.544</b>
11 -	36.852	25.214	1:02.066 (2)	70.06	0.452	12:56:47.610

Weather / Track : Cloudy / Dry

Brands Hatch Indy  
Circuit Length = 1.2079 miles  
Start: 12:45 Flag 12:56 End: 12:57

# BMCRC - MRO Championships 2015 - Rnd 9 @ Brands Hatch Indy

## Freshdrop BMZRC 250 MZ

### RACE 7 - (THE JOHN WELFARE RACE) - SECTOR ANALYSIS

SECTOR 1 = FL to I1, SECTOR 2 = I1 to FL, DIFF = Difference To Personal Best Lap

P20 114		Ryan ANDERSON		MZ -		
IDEAL LAP TIME : 59.676		BEST LAP TIME : 59.676		DIFFERENCE : 0.000		
LAP	SECTOR 1	SECTOR 2	LAP TIME	MPH	DIFF	TIME OF DAY
1 -		25.007	1:35.086	45.73	35.410	12:46:40.013
2 -	36.202	24.851	1:01.053	71.22	1.377	12:47:41.066
3 -	36.466	24.492	1:00.958	71.33	1.282	12:48:42.024
4 -	36.078	25.295	1:01.373	70.85	1.697	12:49:43.397
5 -	36.355	24.547	1:00.902 (3)	71.40	1.226	12:50:44.299
6 -	36.505	25.395	1:01.900	70.25	2.224	12:51:46.199
7 -	37.133	24.523	1:01.656	70.53	1.980	12:52:47.855
8 -	36.402	24.605	1:01.007	71.28	1.331	12:53:48.862
9 -	36.477	24.333	1:00.810 (2)	71.51	1.134	12:54:49.672
10 -	<b>35.492</b>	<b>24.184</b>	<b>59.676 (1)</b>	<b>72.87</b>		<b>12:55:49.348</b>
11 -	37.153	24.674	1:01.827	70.33	2.151	12:56:51.175

P21 13		Ben HAWES		MZ -		
IDEAL LAP TIME : 1:00.675		BEST LAP TIME : 1:00.798		DIFFERENCE : 0.123		
LAP	SECTOR 1	SECTOR 2	LAP TIME	MPH	DIFF	TIME OF DAY
1 -		27.652	1:18.590	55.33	17.792	12:46:23.517
2 -	40.307	25.292	1:05.599	66.29	4.801	12:47:29.116
3 -	38.463	25.007	1:03.470	68.51	2.672	12:48:32.586
4 -	37.975	25.355	1:03.330	68.66	2.532	12:49:35.916
5 -	37.043	24.861	1:01.904	70.24	1.106	12:50:37.820
6 -	36.472	24.851	1:01.323 (3)	70.91	0.525	12:51:39.143
7 -	36.248	24.757	1:01.005 (2)	71.28	0.207	12:52:40.148
8 -	37.009	<b>24.589</b>	1:01.598	70.59	0.800	12:53:41.746
9 -	<b>36.086</b>	24.712	<b>1:00.798 (1)</b>	<b>71.52</b>		<b>12:54:42.544</b>
10 -	37.270	24.606	1:01.876	70.27	1.078	12:55:44.420
11 -	42.740	25.175	1:07.915	64.03	7.117	12:56:52.335

P22 97		Philip ROOTS		MZ - Show Connections Ltd		
IDEAL LAP TIME : 1:03.209		BEST LAP TIME : 1:03.415		DIFFERENCE : 0.206		
LAP	SECTOR 1	SECTOR 2	LAP TIME	MPH	DIFF	TIME OF DAY
1 -		25.723	1:13.587	59.09	10.172	12:46:18.514
2 -	39.029	25.834	1:04.863	67.04	1.448	12:47:23.377
3 -	37.915	25.500	<b>1:03.415 (1)</b>	<b>68.57</b>		<b>12:48:26.792</b>
4 -	38.183	<b>25.470</b>	1:03.653 (3)	68.31	0.238	12:49:30.445
5 -	38.538	25.676	1:04.214	67.72	0.799	12:50:34.659
6 -	38.438	26.064	1:04.502	67.41	1.087	12:51:39.161
7 -	38.212	26.238	1:04.450	67.47	1.035	12:52:43.611
8 -	38.808	26.522	1:05.330	66.56	1.915	12:53:48.941
9 -	38.358	25.778	1:04.136	67.80	0.721	12:54:53.077
10 -	<b>37.739</b>	25.789	1:03.528 (2)	68.45	0.113	12:55:56.605
11 -	38.951	25.882	1:04.833	67.07	1.418	12:57:01.438

P23 94 R		Daniel ROOTS		MZ - MZ EXPERIENCE		
IDEAL LAP TIME : 1:02.819		BEST LAP TIME : 1:03.340		DIFFERENCE : 0.521		
LAP	SECTOR 1	SECTOR 2	LAP TIME	MPH	DIFF	TIME OF DAY
1 -		25.816	1:14.729	58.19	11.389	12:46:19.656
2 -	38.643	25.980	1:04.623	67.29	1.283	12:47:24.279
3 -	38.588	25.772	1:04.360	67.56	1.020	12:48:28.639
4 -	38.545	25.720	1:04.265	67.66	0.925	12:49:32.904
5 -	38.474	25.588	1:04.062	67.88	0.722	12:50:36.966
6 -	37.941	<b>25.399</b>	<b>1:03.340 (1)</b>	<b>68.65</b>		<b>12:51:40.306</b>
7 -	<b>37.420</b>	26.273	1:03.693 (3)	68.27	0.353	12:52:43.999
8 -	38.639	26.539	1:05.178	66.71	1.838	12:53:49.177
9 -	37.995	25.543	1:03.538 (2)	68.44	0.198	12:54:52.715
10 -	38.141	25.927	1:04.068	67.87	0.728	12:55:56.783
11 -	38.866	26.149	1:05.015	66.88	1.675	12:57:01.798

Weather / Track : Cloudy / Dry

Brands Hatch Indy  
Circuit Length = 1.2079 miles  
Start: 12:45 Flag 12:56 End: 12:57

# BMCRC - MRO Championships 2015 - Rnd 9 @ Brands Hatch Indy

## Freshdrop BMZRC 250 MZ

### RACE 7 - (THE JOHN WELFARE RACE) - SECTOR ANALYSIS

SECTOR 1 = FL to I1, SECTOR 2 = I1 to FL, DIFF = Difference To Personal Best Lap

P24 47		Richard FAYERS		MZ -		
IDEAL LAP TIME : 1:03.498		BEST LAP TIME : 1:03.693		DIFFERENCE : 0.195		
LAP	SECTOR 1	SECTOR 2	LAP TIME	MPH	DIFF	TIME OF DAY
1 -		26.206	1:15.561	57.55	11.868	12:46:20.488
2 -	38.868	25.770	1:04.638	67.27	0.945	12:47:25.126
3 -	39.042	25.962	1:05.004	66.89	1.311	12:48:30.130
4 -	39.376	25.972	1:05.348	66.54	1.655	12:49:35.478
5 -	38.982	25.892	1:04.874	67.03	1.181	12:50:40.352
6 -	39.550	25.388	1:04.938	66.96	1.245	12:51:45.290
7 -	38.432	<b>25.371</b>	1:03.803 (2)	68.15	0.110	12:52:49.093
8 -	38.160	25.533	<b>1:03.693 (1)</b>	<b>68.27</b>		<b>12:53:52.786</b>
9 -	38.424	25.949	1:04.373	67.55	0.680	12:54:57.159
10 -	<b>38.127</b>	25.967	1:04.094 (3)	67.84	0.401	12:56:01.253
11 -	38.683	25.565	1:04.248	67.68	0.555	12:57:05.501

P25 38		Chris PETTET		MZ -		
IDEAL LAP TIME : 1:03.112		BEST LAP TIME : 1:03.112		DIFFERENCE : 0.000		
LAP	SECTOR 1	SECTOR 2	LAP TIME	MPH	DIFF	TIME OF DAY
1 -		25.708	1:15.858	57.32	12.746	12:46:20.785
2 -	39.511	25.383	1:04.894	67.01	1.782	12:47:25.679
3 -	39.086	25.748	1:04.834	67.07	1.722	12:48:30.513
4 -	39.789	26.000	1:05.789	66.09	2.677	12:49:36.302
5 -	38.833	25.505	1:04.338 (3)	67.58	1.226	12:50:40.640
6 -	39.055	25.867	1:04.922	66.98	1.810	12:51:45.562
7 -	39.431	25.801	1:05.232	66.66	2.120	12:52:50.794
8 -	38.981	25.614	1:04.595	67.32	1.483	12:53:55.389
9 -	38.752	25.791	1:04.543	67.37	1.431	12:54:59.932
10 -	<b>38.062</b>	<b>25.050</b>	<b>1:03.112 (1)</b>	<b>68.90</b>		<b>12:56:03.044</b>
11 -	38.270	25.317	1:03.587 (2)	68.38	0.475	12:57:06.631

P26 51 R		Duane SUTCH		MZ -		
IDEAL LAP TIME : 1:03.161		BEST LAP TIME : 1:03.161		DIFFERENCE : 0.000		
LAP	SECTOR 1	SECTOR 2	LAP TIME	MPH	DIFF	TIME OF DAY
1 -		26.308	1:16.981	56.48	13.820	12:46:21.908
2 -	39.003	26.236	1:05.239	66.65	2.078	12:47:27.147
3 -	38.661	25.815	1:04.476	67.44	1.315	12:48:31.623
4 -	39.473	26.100	1:05.573	66.31	2.412	12:49:37.196
5 -	39.431	25.782	1:05.213	66.68	2.052	12:50:42.409
6 -	38.280	25.840	1:04.120 (3)	67.81	0.959	12:51:46.529
7 -	38.879	25.622	1:04.501	67.41	1.340	12:52:51.030
8 -	38.899	25.905	1:04.804	67.10	1.643	12:53:55.834
9 -	38.503	26.100	1:04.603	67.31	1.442	12:55:00.437
10 -	37.964	25.910	1:03.874 (2)	68.08	0.713	12:56:04.311
11 -	<b>37.758</b>	<b>25.403</b>	<b>1:03.161 (1)</b>	<b>68.84</b>		<b>12:57:07.472</b>

P27 7 R		David PATERSON		MZ - arnold self drive		
IDEAL LAP TIME : 1:04.274		BEST LAP TIME : 1:04.621		DIFFERENCE : 0.347		
LAP	SECTOR 1	SECTOR 2	LAP TIME	MPH	DIFF	TIME OF DAY
1 -		26.195	1:16.657	56.72	12.036	12:46:21.584
2 -	38.909	<b>25.796</b>	1:04.705 (2)	67.20	0.084	12:47:26.289
3 -	38.890	26.128	1:05.018 (3)	66.88	0.397	12:48:31.307
4 -	39.417	26.269	1:05.686	66.20	1.065	12:49:36.993
5 -	<b>38.478</b>	26.143	<b>1:04.621 (1)</b>	<b>67.29</b>		<b>12:50:41.614</b>
6 -	38.573	26.451	1:05.024	66.87	0.403	12:51:46.638
7 -	39.910	26.940	1:06.850	65.05	2.229	12:52:53.488
8 -	39.050	27.177	1:06.227	65.66	1.606	12:53:59.715
9 -	39.446	26.687	1:06.133	65.75	1.512	12:55:05.848
10 -	39.089	26.414	1:05.503	66.38	0.882	12:56:11.351
11 -	39.688	26.129	1:05.817	66.07	1.196	12:57:17.168

Weather / Track : Cloudy / Dry

Brands Hatch Indy  
Circuit Length = 1.2079 miles  
Start: 12:45 Flag 12:56 End: 12:57

# BMCRC - MRO Championships 2015 - Rnd 9 @ Brands Hatch Indy

## Freshdrop BMZRC 250 MZ

### RACE 7 - (THE JOHN WELFARE RACE) - SECTOR ANALYSIS

SECTOR 1 = FL to I1, SECTOR 2 = I1 to FL, DIFF = Difference To Personal Best Lap

<b>P28 48 R Paul CANHAM</b>		MZ -				
IDEAL LAP TIME : 1:04.438		BEST LAP TIME : 1:04.545				
		DIFFERENCE : 0.107				
LAP	SECTOR 1	SECTOR 2	LAP TIME	MPH	DIFF	TIME OF DAY
1 -		27.219	1:18.647	55.29	14.102	12:46:23.574
2 -	40.540	26.265	1:06.805	65.09	2.260	12:47:30.379
3 -	38.705	27.252	1:05.957	65.93	1.412	12:48:36.336
4 -	39.130	26.340	1:05.470	66.42	0.925	12:49:41.806
5 -	39.236	25.961	1:05.197	66.69	0.652	12:50:47.003
6 -	39.144	26.112	1:05.256	66.63	0.711	12:51:52.259
7 -	38.596	<b>25.951</b>	1:04.547 (2)	67.37	0.002	12:52:56.806
8 -	38.660	26.067	1:04.727 (3)	67.18	0.182	12:54:01.533
9 -	<b>38.487</b>	26.058	<b>1:04.545 (1)</b>	<b>67.37</b>		<b>12:55:06.078</b>
10 -	39.447	26.206	1:05.653	66.23	1.108	12:56:11.731
11 -	39.839	26.412	1:06.251	65.63	1.706	12:57:17.982

<b>P29 59 R Keith SABBARTON</b>		MZ -				
IDEAL LAP TIME : 1:05.736		BEST LAP TIME : 1:05.957				
		DIFFERENCE : 0.221				
LAP	SECTOR 1	SECTOR 2	LAP TIME	MPH	DIFF	TIME OF DAY
1 -		27.761	1:18.255	55.56	12.298	12:46:23.182
2 -	40.731	27.348	1:08.079	63.87	2.122	12:47:31.261
3 -	39.551	27.197	1:06.748	65.14	0.791	12:48:38.009
4 -	39.439	<b>26.518</b>	<b>1:05.957 (1)</b>	<b>65.93</b>		<b>12:49:43.966</b>
5 -	39.525	26.908	1:06.433 (3)	65.45	0.476	12:50:50.399
6 -	39.538	27.173	1:06.711	65.18	0.754	12:51:57.110
7 -	40.010	27.126	1:07.136	64.77	1.179	12:53:04.246
8 -	39.799	27.002	1:06.801	65.09	0.844	12:54:11.047
9 -	39.845	26.796	1:06.641	65.25	0.684	12:55:17.688
10 -	<b>39.218</b>	27.119	1:06.337 (2)	65.55	0.380	12:56:24.025
11 -	39.869	26.928	1:06.797	65.10	0.840	12:57:30.822

<b>P30 93 R Brian SKINNER</b>		MZ - MZ EXPERIENCE				
IDEAL LAP TIME : 1:07.784		BEST LAP TIME : 1:08.290				
		DIFFERENCE : 0.506				
LAP	SECTOR 1	SECTOR 2	LAP TIME	MPH	DIFF	TIME OF DAY
1 -		<b>27.645</b>	1:20.140	54.26	11.850	12:46:25.067
2 -	43.137	28.188	1:11.325	60.96	3.035	12:47:36.392
3 -	42.698	28.128	1:10.826	61.39	2.536	12:48:47.218
4 -	41.990	28.213	1:10.203	61.94	1.913	12:49:57.421
5 -	42.331	28.138	1:10.469	61.70	2.179	12:51:07.890
6 -	41.785	28.056	1:09.841	62.26	1.551	12:52:17.731
7 -	41.125	28.204	1:09.329 (3)	62.72	1.039	12:53:27.060
8 -	41.454	28.620	1:10.074	62.05	1.784	12:54:37.134
9 -	<b>40.139</b>	28.151	<b>1:08.290 (1)</b>	<b>63.67</b>		<b>12:55:45.424</b>
10 -	40.983	27.883	1:08.866 (2)	63.14	0.576	12:56:54.290

<b>P31 19 Dave HIGGINS</b>		MZ -				
IDEAL LAP TIME : 1:08.504		BEST LAP TIME : 1:08.524				
		DIFFERENCE : 0.020				
LAP	SECTOR 1	SECTOR 2	LAP TIME	MPH	DIFF	TIME OF DAY
1 -		27.709	1:20.743	53.85	12.219	12:46:25.670
2 -	42.882	<b>27.561</b>	1:10.443	61.73	1.919	12:47:36.113
3 -	41.876	28.554	1:10.430	61.74	1.906	12:48:46.543
4 -	42.284	28.376	1:10.660	61.54	2.136	12:49:57.203
5 -	43.163	27.931	1:11.094	61.16	2.570	12:51:08.297
6 -	42.693	28.238	1:10.931	61.30	2.407	12:52:19.228
7 -	41.992	27.952	1:09.944 (3)	62.17	1.420	12:53:29.172
8 -	<b>40.943</b>	27.581	<b>1:08.524 (1)</b>	<b>63.46</b>		<b>12:54:37.696</b>
9 -	42.107	27.748	1:09.855 (2)	62.25	1.331	12:55:47.551
10 -	42.666	27.934	1:10.600	61.59	2.076	12:56:58.151

Weather / Track : Cloudy / Dry

Brands Hatch Indy  
Circuit Length = 1.2079 miles  
Start: 12:45 Flag 12:56 End: 12:57

# BMCRC - MRO Championships 2015 - Rnd 9 @ Brands Hatch Indy

## Freshdrop BMZRC 250 MZ

### RACE 7 - (THE JOHN WELFARE RACE) - SECTOR ANALYSIS

SECTOR 1 = FL to I1, SECTOR 2 = I1 to FL, DIFF = Difference To Personal Best Lap

P32 25 R Christopher CHADDERTON		MZ -				
IDEAL LAP TIME : 1:11.553		BEST LAP TIME : 1:11.985		DIFFERENCE : 0.432		
LAP	SECTOR 1	SECTOR 2	LAP TIME	MPH	DIFF	TIME OF DAY
1 -		29.480	1:24.749	51.31	12.764	12:46:29.676
2 -	44.873	29.062	1:13.935	58.81	1.950	12:47:43.611
3 -	44.529	29.231	1:13.760	58.95	1.775	12:48:57.371
4 -	44.318	28.654	1:12.972	59.59	0.987	12:50:10.343
5 -	<b>43.466</b>	28.656	1:12.122 (2)	60.29	0.137	12:51:22.465
6 -	44.860	29.854	1:14.714	58.20	2.729	12:52:37.179
7 -	43.923	29.346	1:13.269	59.35	1.284	12:53:50.448
8 -	43.711	28.854	1:12.565 (3)	59.92	0.580	12:55:03.013
9 -	43.898	<b>28.087</b>	<b>1:11.985 (1)</b>	<b>60.40</b>		<b>12:56:14.998</b>
10 -	44.474	28.622	1:13.096	59.49	1.111	12:57:28.094

P33 96 Chris KENT		MZ - Open to Offers!				
IDEAL LAP TIME : 57.662		BEST LAP TIME : 57.834		DIFFERENCE : 0.172		
LAP	SECTOR 1	SECTOR 2	LAP TIME	MPH	DIFF	TIME OF DAY
1 -		<b>23.249</b>	1:04.648	67.26	6.814	12:46:09.575
2 -	<b>34.413</b>	23.421	<b>57.834 (1)</b>	<b>75.19</b>		<b>12:47:07.409</b>
3 -	34.906	23.525	58.431 (3)	74.42	0.597	12:48:05.840
4 -	35.260	23.801	59.061	73.62	1.227	12:49:04.901
5 -	35.099	23.718	58.817	73.93	0.983	12:50:03.718
6 -	35.577	23.830	59.407	73.20	1.573	12:51:03.125
7 -	35.211	23.881	59.092	73.59	1.258	12:52:02.217
8 -	35.391	24.084	59.475	73.11	1.641	12:53:01.692
9 -	35.267	23.565	58.832	73.91	0.998	12:54:00.524
10 -	35.492	23.781	59.273	73.36	1.439	12:54:59.797
11 -	34.577	23.447	58.024 (2)	74.94	0.190	12:55:57.821

P34 42 Pete MANNERING		MZ -				
IDEAL LAP TIME : 1:05.441		BEST LAP TIME : 1:05.441		DIFFERENCE : 0.000		
LAP	SECTOR 1	SECTOR 2	LAP TIME	MPH	DIFF	TIME OF DAY
1 -		27.727	1:18.445 (2)	55.43	13.004	12:46:23.372
2 -	<b>39.360</b>	<b>26.081</b>	<b>1:05.441 (1)</b>	<b>66.45</b>		<b>12:47:28.813</b>

P35 6 Jerry FROST		MZ -				
IDEAL LAP TIME :		BEST LAP TIME : 1:07.420		DIFFERENCE :		
LAP	SECTOR 1	SECTOR 2	LAP TIME	MPH	DIFF	TIME OF DAY
1 -		<b>24.311</b>	<b>1:07.420 (1)</b>	<b>64.50</b>		<b>12:46:12.347</b>



# BMCRC - MRO Championships 2015 - Rnd 9 @ Brands Hatch Indy

## Freshdrop BMZRC 250 MZ

### RACE 7 - (THE JOHN WELFARE RACE) - BEST SECTORS

SECTOR 1			SECTOR 2			IDEAL / BEST COMPARISON						
POS	NO	NAME	TIME	NO	NAME	TIME	POS	NO	NAME	IDEAL	BEST	DIFF
									<b>PERFECT LAP</b>	<b>57.100</b>		
1	82	TAYLOR	<b>34.105</b>	75	WOODALL	<b>22.995</b>	1	75	WOODALL	57.105	57.452	0.347
2	75	WOODALL	<b>34.110</b>	82	TAYLOR	<b>23.121</b>	2	82	TAYLOR	57.226	57.500	0.274
3	33	WRIGHT	<b>34.382</b>	96	KENT	<b>23.249</b>	3	96	KENT	57.662	57.834	0.172
4	96	KENT	<b>34.413</b>	33	WRIGHT	<b>23.317</b>	4	33	WRIGHT	57.699	57.699	0.000
5	85	WALES	<b>34.884</b>	36	BALDRY	<b>23.607</b>	5	85	WALES	58.495	58.741	0.246
6	36	BALDRY	<b>34.917</b>	85	WALES	<b>23.611</b>	6	36	BALDRY	58.524	58.616	0.092
7	44	DESSOY	<b>35.380</b>	9	HOWLETT	<b>23.648</b>	7	44	DESSOY	59.196	59.196	0.000
8	22	FINCH	<b>35.430</b>	44	DESSOY	<b>23.816</b>	8	22	FINCH	59.267	59.443	0.176
9	114	ANDERSON	<b>35.492</b>	22	FINCH	<b>23.837</b>	9	9	HOWLETT	59.392	59.500	0.108
10	9	HOWLETT	<b>35.744</b>	114	ANDERSON	<b>24.184</b>	10	114	ANDERSON	59.676	59.676	0.000
11	13	HAWES	<b>36.086</b>	6	FROST	<b>24.311</b>	11	18	GREEN	1:00.651	1:00.755	0.104
12	3	MAUD	<b>36.126</b>	5	SAMETT	<b>24.388</b>	12	13	HAWES	1:00.675	1:00.798	0.123
13	18	GREEN	<b>36.261</b>	18	GREEN	<b>24.390</b>	13	3	MAUD	1:00.676	1:01.621	0.945
14	20	WATSON	<b>36.283</b>	31	BIGNELL	<b>24.402</b>	14	20	WATSON	1:00.832	1:01.214	0.382
15	11	SLAUGHTER	<b>36.300</b>	20	WATSON	<b>24.549</b>	15	31	BIGNELL	1:01.179	1:01.273	0.094
16	41	WILLIAMS	<b>36.358</b>	3	MAUD	<b>24.550</b>	16	41	WILLIAMS	1:01.187	1:01.379	0.192
17	43	BARFORD	<b>36.772</b>	13	HAWES	<b>24.589</b>	17	11	SLAUGHTER	1:01.413	1:01.614	0.201
18	31	BIGNELL	<b>36.777</b>	66	VINCENT	<b>24.633</b>	18	43	BARFORD	1:01.470	1:02.012	0.542
19	65	BREESE	<b>36.861</b>	43	BARFORD	<b>24.698</b>	19	5	SAMETT	1:01.609	1:02.014	0.405
20	5	SAMETT	<b>37.221</b>	65	BREESE	<b>24.797</b>	20	65	BREESE	1:01.658	1:01.825	0.167
21	66	VINCENT	<b>37.230</b>	41	WILLIAMS	<b>24.829</b>	21	66	VINCENT	1:01.863	1:01.910	0.047
22	94	ROOTS	<b>37.420</b>	38	PETTET	<b>25.050</b>	22	94	ROOTS	1:02.819	1:03.340	0.521
23	97	ROOTS	<b>37.739</b>	11	SLAUGHTER	<b>25.113</b>	23	38	PETTET	1:03.112	1:03.112	0.000
24	51	SUTCH	<b>37.758</b>	47	FAYERS	<b>25.371</b>	24	51	SUTCH	1:03.161	1:03.161	0.000
25	38	PETTET	<b>38.062</b>	94	ROOTS	<b>25.399</b>	25	97	ROOTS	1:03.209	1:03.415	0.206
26	47	FAYERS	<b>38.127</b>	51	SUTCH	<b>25.403</b>	26	47	FAYERS	1:03.498	1:03.693	0.195
27	7	PATERSON	<b>38.478</b>	97	ROOTS	<b>25.470</b>	27	7	PATERSON	1:04.274	1:04.621	0.347
28	48	CANHAM	<b>38.487</b>	7	PATERSON	<b>25.796</b>	28	48	CANHAM	1:04.438	1:04.545	0.107
29	59	SABBARTON	<b>39.218</b>	48	CANHAM	<b>25.951</b>	29	42	MANNERING	1:05.441	1:05.441	0.000
30	42	MANNERING	<b>39.360</b>	42	MANNERING	<b>26.081</b>	30	59	SABBARTON	1:05.736	1:05.957	0.221
31	93	SKINNER	<b>40.139</b>	59	SABBARTON	<b>26.518</b>	31	93	SKINNER	1:07.784	1:08.290	0.506
32	19	HIGGINS	<b>40.943</b>	19	HIGGINS	<b>27.561</b>	32	19	HIGGINS	1:08.504	1:08.524	0.020
33	25	CHADDERTON	<b>43.466</b>	93	SKINNER	<b>27.645</b>	33	25	CHADDERTON	1:11.553	1:11.985	0.432
34				25	CHADDERTON	<b>28.087</b>	34	6	FROST		1:07.420	
35							35	62	BETRIDGE		1:00.701	
36												
37												

Weather / Track : Cloudy / Dry

Results can be found at [www.tsl-timing.com](http://www.tsl-timing.com)

Brands Hatch Indy  
 Circuit Length = 1.2079 miles  
 Start: 12:45 Flag 12:56 End: 12:57

Printed - 13:00 Sunday, 04 October 2015

## BMCRC - MRO Championships 2015 - Rnd 9 @ Brands Hatch Indy

### Freshdrop BMZRC 250 MZ

### RACE 15 - CLASSIFICATION

POS	NO	CL	PIC NAME	ENTRY	LAPS	TIME	GAP	DIFF	MPH	BEST	ON
1	82		1 Mark TAYLOR	MZ - B K NOLTE contracts limited	12	11:42.244			74.30	57.389	12
2	75		2 Peter WOODALL	MZ - Core Projects Ltd	12	11:42.647	0.403	0.403	74.26	57.280	10
3	33		3 Greg WRIGHT	MZ - Neos-IT	12	11:45.916	3.672	3.269	73.92	57.711	10
4	95		4 Christopher ROGERS	MZ -	12	11:52.770	10.526	6.854	73.21	57.575	8
5	44	R	1 Robert DESSOY	MZ - Walter Kaaden - Oscilloscopes	12	12:08.802	26.558	16.032	71.60	59.238	8
6	36		5 Joe BALDRY	MZ -	12	12:09.112	26.868	0.310	71.57	59.865	11
7	22		6 Simon FINCH	MZ - The Bayard Partnership, ASK Plumbing & Hez	12	12:09.239	26.995	0.127	71.55	58.739	12
8	85*		7 Andrew WALES	MZ - Illuminated Design LTD	12	12:12.343	30.099	3.104	71.25	58.929	7
9	9	R	2 Gary HOWLETT	MZ - HS Racing	12	12:22.105	39.861	9.762	70.31	1:00.223	12
10	62	R	3 Nicholas BETTRIDGE	MZ -	12	12:22.451	40.207	0.346	70.28	1:00.543	9
11	114		8 Ryan ANDERSON	MZ -	12	12:23.474	41.230	1.023	70.18	1:00.218	2
12	6		9 Jerry FROST	MZ -	12	12:28.892	46.648	5.418	69.68	1:00.772	7
13	18		10 Barry GREEN	MZ -	12	12:30.405	48.161	1.513	69.54	1:01.503	9
14	20	R	4 Christopher WATSON	MZ - Expert Locksmiths Medway	12	12:36.336	54.092	5.931	68.99	1:01.990	5
15	65	R	5 Konrad BREESE	MZ - Banko de Mama & Papa	12	12:40.907	58.663	4.571	68.58	1:01.902	12
16	41		11 Gary WILLIAMS	MZ -	12	12:40.972	58.728	0.065	68.57	1:01.908	12
17	3		12 Max MAUD	MZ -	12	12:42.165	59.921	1.193	68.46	1:01.584	12
18	13		13 Ben HAWES	MZ -	12	12:42.741	1:00.497	0.576	68.41	1:01.550	5
19	66		14 Mark VINCENT	MZ - Putoline	11	11:42.583	1 Lap	1 Lap	68.08	1:01.874	8
20	5		15 Garry SAMETT	MZ - smallmouse	11	11:44.151	1 Lap	1.568	67.93	1:02.047	11
21	43		16 Daniel BARFORD	MZ -	11	11:47.798	1 Lap	3.647	67.58	1:02.656	10
22	11	R	6 Ian SLAUGHTER	MZ -	11	11:48.495	1 Lap	0.697	67.51	1:02.269	10
23	31		17 David BIGNELL	MZ -	11	11:49.448	1 Lap	0.953	67.42	1:02.797	2
24	47		18 Richard FAYERS	MZ -	11	12:08.427	1 Lap	18.979	65.66	1:04.002	7
25	48	R	7 Paul CANHAM	MZ -	11	12:09.410	1 Lap	0.983	65.57	1:03.897	7
26	38		19 Chris PETTET	MZ -	11	12:09.507	1 Lap	0.097	65.57	1:03.766	10
27	51	R	8 Duane SUTCH	MZ -	11	12:13.646	1 Lap	4.139	65.20	1:03.962	10
28	7	R	9 David PATERSON	MZ - arnold self drive	11	12:29.013	1 Lap	15.367	63.86	1:05.373	7
29	72	R	10 Jack COX	MZ -	11	12:33.006	1 Lap	3.993	63.52	1:05.984	9
30	93	R	11 Brian SKINNER	MZ - MZ EXPERIENCE	11	12:33.638	1 Lap	0.632	63.47	1:06.561	9
31	59	R	12 Keith SABBARTON	MZ -	11	12:34.811	1 Lap	1.173	63.37	1:05.667	11
32	19		20 Dave HIGGINS	MZ -	10	12:04.252	2 Laps	1 Lap	60.04	1:09.291	10
33	25	R	13 Christopher CHADDERTON	MZ -	10	12:04.638	2 Laps	0.386	60.01	1:10.202	10

#### NOT CLASSIFIED

DNF	97		Philip ROOTS	MZ - Show Connections Ltd	8	8:50.441	4 Laps	2 Laps	65.58	1:03.775	8
DNF	94	R	Daniel ROOTS	MZ - MZ EXPERIENCE	0						
DNF	96		Chris KENT	MZ - Open to Offers!	0						

#### FASTEST LAP

75			Peter WOODALL	MZ - Core Projects Ltd	10	57.280		75.91 mph	122.17 kph		
44	R		Robert DESSOY	MZ - Walter Kaaden - Oscilloscopes	8	59.238		73.40 mph	118.14 kph		

\* No 85 - 10 second penalty - yellow flag infringement

Class - 90% of Race Speed = 66.87 mph

Class R - 90% of Race Speed = 64.44 mph

Brands Hatch Indy

Circuit Length = 1.2079 miles

Start: 16:32 Flag 16:44 End: 16:45

Weather / Track : Cloudy / Dry

These results are provisional until the conclusion of any judicial and technical matters.

Clerk Of Course :		Timekeeper :
-------------------	--	--------------

Results can be found at [www.tsl-timing.com](http://www.tsl-timing.com)

Printed - 16:49 Sunday, 04 October 2015



# BMCRC - MRO Championships 2015 - Rnd 9 @ Brands Hatch Indy

## Freshdrop BMZRC 250 MZ

### RACE 15 - LAP CHART

#### LAP 1 @ 16:33:40.767

NO	BEHIND	LAP TIME
75		1:04.562
82	0.047	1:04.609
33	0.459	1:05.021
85	1.516	1:06.078
36	1.850	1:06.412
44	2.924	1:07.486
22	3.184	1:07.746
62	3.680	1:08.242
9	4.075	1:08.637
95	5.207	1:09.769
18	5.258	1:09.820
114	5.431	1:09.993
20	5.474	1:10.036
41	6.372	1:10.934
65	6.982	1:11.544
31	7.229	1:11.791
43	7.897	1:12.459
66	8.223	1:12.785
6	8.317	1:12.879
3	8.402	1:12.964
11	10.014	1:14.576
97	10.247	1:14.809
5	10.733	1:15.295
7	11.194	1:15.756
13	11.445	1:16.007
38	11.801	1:16.363
47	12.331	1:16.893
48	13.122	1:17.684
51	13.377	1:17.939
72	14.614	1:19.176
93	15.128	1:19.690
59	16.178	1:20.740
25	18.173	1:22.735
19	18.427	1:22.989

#### LAP 2 @ 16:34:38.975

NO	BEHIND	LAP TIME
75		58.208
82	0.349	58.510
33	0.744	58.493
85	2.695	59.387
36	3.576	59.934
44	5.130	1:00.414
22	5.191	1:00.215
95	6.343	59.344
62	6.489	1:01.017
9	6.627	1:00.760
114	7.441	1:00.218
18	8.706	1:01.656
20	9.808	1:02.542
41	10.536	1:02.372
65	10.871	1:02.097
31	11.818	1:02.797
6	12.541	1:02.432
43	12.841	1:03.152
3	13.588	1:03.394
66	14.279	1:04.264
11	14.888	1:03.082
5	16.836	1:04.311
97	17.282	1:05.243
13	17.727	1:04.490
7	18.727	1:05.741

#### LAP 3 @ 16:35:37.143

NO	BEHIND	LAP TIME
75		58.168
82	0.197	58.016
33	0.735	58.159
85	3.761	59.234
36	5.569	1:00.161
22	7.255	1:00.232
95	7.461	59.286
44	7.492	1:00.530
62	9.646	1:01.325
114	10.125	1:00.852
9	10.574	1:02.115
18	12.370	1:01.832
20	13.744	1:02.104
65	15.265	1:02.562
6	15.360	1:00.987
41	16.453	1:04.085
31	16.678	1:03.028
3	18.469	1:03.049
43	18.544	1:03.871
66	19.277	1:03.166
11	21.033	1:04.313
5	22.004	1:03.336
13	22.660	1:03.101
97	23.712	1:04.598
7	26.770	1:06.211
38	27.015	1:06.417
48	27.145	1:05.100
47	27.416	1:06.089
51	28.447	1:05.776
72	34.478	1:08.362
93	34.540	1:08.313
59	35.254	1:07.560
19	44.695	1:11.570
25	45.651	1:11.911

#### LAP 4 @ 16:36:35.004

NO	BEHIND	LAP TIME
75		57.861
82	0.122	57.786
33	0.800	57.926
85	5.355	59.455
36	7.814	1:00.106
95	7.971	58.371
22	10.030	1:00.636
44	10.325	1:00.694
62	12.985	1:01.200
114	13.008	1:00.744
9	13.910	1:01.197
18	16.446	1:01.937
6	18.478	1:00.979
20	18.507	1:02.624
65	20.980	1:03.576

#### LAP 5 @ 16:37:33.030

NO	BEHIND	LAP TIME
82		57.904
75	0.144	58.170
25	1 Lap	1:10.793
33	0.664	57.890
85	6.534	59.205
95	7.595	57.650
36	9.830	1:00.042
22	12.766	1:00.762
44	12.829	1:00.530
114	16.142	1:01.160
62	16.327	1:01.368
9	16.980	1:01.096
18	20.361	1:01.941
6	21.876	1:01.424
20	22.471	1:01.990
41	25.690	1:02.661
65	25.759	1:02.805
3	28.459	1:03.819
31	30.104	1:04.662
13	30.198	1:01.550
66	30.209	1:03.750
43	31.392	1:04.871
5	31.516	1:02.650
11	33.310	1:03.914
97	38.314	1:05.488
47	41.160	1:04.366
7	42.446	1:05.584
48	42.854	1:05.262
38	43.061	1:05.785
51	43.726	1:05.552
93	52.638	1:07.210
72	53.674	1:07.346
59	54.408	1:07.093

#### LAP 6 @ 16:38:30.987

NO	BEHIND	LAP TIME
82		57.957
75	0.098	57.911
33	0.602	57.895
95	7.577	57.939
85	8.412	59.835
36	12.438	1:00.565
19	1 Lap	1:10.979

#### LAP 7 @ 16:39:29.328

NO	BEHIND	LAP TIME
82		58.341
75	0.075	58.318
33	1.121	58.860
93	1 Lap	1:07.425
72	1 Lap	1:08.110
95	6.985	57.749
59	1 Lap	1:09.025
85	9.000	58.929
36	14.226	1:00.129
44	17.562	1:00.375
22	17.626	1:00.856
114	21.568	1:01.222
62	23.831	1:01.607
9	24.512	1:01.854
19	1 Lap	1:11.832
25	1 Lap	1:11.857
18	27.486	1:01.525
6	27.919	1:00.772
20	30.206	1:02.028
65	34.869	1:02.555
41	34.957	1:02.710
3	37.578	1:02.817
13	38.311	1:02.361
66	39.133	1:02.087
5	41.239	1:02.673
43	42.534	1:03.308
31	43.059	1:04.115
11	43.778	1:03.690
47	53.035	1:04.002
97	53.543	1:05.878
48	54.352	1:03.897
7	56.927	1:05.373
51	57.034	1:04.956
38	57.057	1:05.325

#### LAP 8 @ 16:40:26.838

NO	BEHIND	LAP TIME
82		57.510
75	0.300	57.735
33	1.468	57.857
95	7.050	57.575
85	11.850	1:00.360
93	1 Lap	1:07.256
72	1 Lap	1:06.562
36	16.880	1:00.164
59	1 Lap	1:08.070
44	19.290	59.238
22	19.356	59.240
114	24.647	1:00.589
62	27.286	1:00.965
9	27.350	1:00.348
18	32.420	1:02.444
6	32.837	1:02.428
20	35.792	1:03.096
41	40.223	1:02.776
65	40.419	1:03.060
19	1 Lap	1:12.108
25	1 Lap	1:11.944
3	42.078	1:02.010
13	42.421	1:01.620
66	43.497	1:01.874
5	46.621	1:02.892
43	48.074	1:03.050
31	49.120	1:03.571
11	50.314	1:04.046

#### LAP 9 @ 16:41:24.933

NO	BEHIND	LAP TIME
82		58.095
75	0.932	58.727
47	1 Lap	1:04.030
33	1.698	58.325
97	1 Lap	1:03.775
48	1 Lap	1:04.010
95	6.687	57.732
38	1 Lap	1:06.762
7	1 Lap	1:07.089
51	1 Lap	1:08.874
85	13.183	59.428
36	19.857	1:01.072
22	21.475	1:00.214
44	21.535	1:00.340
93	1 Lap	1:07.133
72	1 Lap	1:07.476
59	1 Lap	1:07.274
114	28.308	1:01.756
9	29.539	1:00.284
62	29.734	1:00.543
18	35.828	1:01.503
6	35.896	1:01.154
20	39.770	1:02.073
41	45.087	1:02.959
65	45.336	1:03.012
3	46.889	1:02.906
13	47.138	1:02.812
66	49.232	1:03.830
5	51.292	1:02.766
43	53.525	1:03.546
31	54.638	1:03.613

Weather / Track : Cloudy / Dry

Brands Hatch Indy

Circuit Length = 1.2079 miles

Start: 16:32 Flag 16:44 End: 16:45

# BMCRC - MRO Championships 2015 - Rnd 9 @ Brands Hatch Indy

## Freshdrop BMZRC 250 MZ

### RACE 15 - LAP CHART

19	1 Lap	1:12.082	65	54.150	1:02.071
11	54.807	1:02.588	41	54.209	1:02.424
25	1 Lap	1:12.590	3	55.726	1:03.184
			13	56.285	1:02.444

#### LAP 10 @ 16:42:22.723

NO	BEHIND	LAP TIME
82		57.790
75	0.422	57.280
33	1.619	57.711
95	8.076	59.179
47	1 Lap	1:06.383
48	1 Lap	1:05.784
38	1 Lap	1:04.440
85	15.151	59.758
51	1 Lap	1:05.543
7	1 Lap	1:11.199
36	22.688	1:00.621
22	23.323	59.638
44	23.340	59.595
93	1 Lap	1:06.561
72	1 Lap	1:05.984
114	32.572	1:02.054
9	33.116	1:01.367
62	33.334	1:01.390
59	1 Lap	1:06.951
6	39.632	1:01.526
18	40.081	1:02.043
20	44.759	1:02.779
41	50.122	1:02.825
65	50.416	1:02.870
3	50.879	1:01.780
13	52.178	1:02.830
66	53.941	1:02.499
5	55.586	1:02.084

#### LAP 11 @ 16:43:21.060

NO	BEHIND	LAP TIME
82		58.337
43	1 Lap	1:02.656
75	0.215	58.130
11	1 Lap	1:02.269
33	1.576	58.294
31	1 Lap	1:03.185
95	9.245	59.506
25	2 Laps	1:10.308
19	2 Laps	1:11.519
85	17.489	1:00.675
47	1 Lap	1:06.511
48	1 Lap	1:06.330
38	1 Lap	1:03.766
51	1 Lap	1:03.962
36	24.216	59.865
44	24.430	59.427
22	25.645	1:00.659
7	1 Lap	1:10.651
62	36.471	1:01.474
9	37.027	1:02.248
114	37.283	1:03.048
93	1 Lap	1:08.072
72	1 Lap	1:08.072
6	42.715	1:01.420
18	43.406	1:01.662
59	1 Lap	1:06.591
20	48.668	1:02.246

#### LAP 12 @ 16:44:18.449

NO	BEHIND	LAP TIME
82		57.389
66	1 Lap	1:02.124
75	0.403	57.577
5	1 Lap	1:02.047
33	3.672	59.485
43	1 Lap	1:02.889
11	1 Lap	1:02.691
31	1 Lap	1:02.897
95	10.526	58.670
85	20.099	59.999
19	2 Laps	1:09.291
25	2 Laps	1:10.202
47	1 Lap	1:05.345
44	26.558	59.517
36	26.868	1:00.041
22	26.995	58.739
48	1 Lap	1:05.811
38	1 Lap	1:04.359
51	1 Lap	1:05.110
9	39.861	1:00.223
62	40.207	1:01.125
114	41.230	1:01.336
6	46.648	1:01.322
7	1 Lap	1:10.024
18	48.161	1:02.144
72	1 Lap	1:06.303
93	1 Lap	1:07.728
59	1 Lap	1:05.667
20	54.092	1:02.813
65	58.663	1:01.902
41	58.728	1:01.908
3	59.921	1:01.584
13	1:00.497	1:01.601

Weather / Track : Cloudy / Dry

# BMCRC - MRO Championships 2015 - Rnd 9 @ Brands Hatch Indy

## Freshdrop BMZRC 250 MZ

### RACE 15 - SECTOR ANALYSIS

SECTOR 1 = FL to I1, SECTOR 2 = I1 to FL, DIFF = Difference To Personal Best Lap

P1 82		Mark TAYLOR		MZ - B K NOLTE contracts limited		
IDEAL LAP TIME : 57.190		BEST LAP TIME : 57.389		DIFFERENCE : 0.199		
LAP	SECTOR 1	SECTOR 2	LAP TIME	MPH	DIFF	TIME OF DAY
1 -		23.809	1:04.609	67.30	7.220	16:33:40.814
2 -	35.193	23.317	58.510	74.32	1.121	16:34:39.324
3 -	34.773	23.243	58.016	74.95	0.627	16:35:37.340
4 -	34.681	23.105	57.786 (3)	75.25	0.397	16:36:35.126
5 -	34.712	23.192	57.904	75.10	0.515	16:37:33.030
6 -	34.716	23.241	57.957	75.03	0.568	16:38:30.987
7 -	34.945	23.396	58.341	74.53	0.952	16:39:29.328
8 -	34.411	23.099	57.510 (2)	75.61	0.121	16:40:26.838
9 -	34.592	23.503	58.095	74.85	0.706	16:41:24.933
10 -	<b>34.382</b>	23.408	57.790	75.24	0.401	16:42:22.723
11 -	34.770	23.567	58.337	74.54	0.948	16:43:21.060
12 -	34.581	<b>22.808</b>	<b>57.389 (1)</b>	<b>75.77</b>		<b>16:44:18.449</b>

P2 75		Peter WOODALL		MZ - Core Projects Ltd		
IDEAL LAP TIME : 57.148		BEST LAP TIME : 57.280		DIFFERENCE : 0.132		
LAP	SECTOR 1	SECTOR 2	LAP TIME	MPH	DIFF	TIME OF DAY
1 -		23.493	1:04.562	67.35	7.282	16:33:40.767
2 -	34.809	23.399	58.208	74.70	0.928	16:34:38.975
3 -	34.751	23.417	58.168	74.75	0.888	16:35:37.143
4 -	34.557	23.304	57.861	75.15	0.581	16:36:35.004
5 -	35.030	23.140	58.170	74.75	0.890	16:37:33.174
6 -	34.702	23.209	57.911	75.09	0.631	16:38:31.085
7 -	35.068	23.250	58.318	74.56	1.038	16:39:29.403
8 -	34.576	23.159	57.735 (3)	75.32	0.455	16:40:27.138
9 -	34.994	23.733	58.727	74.04	1.447	16:41:25.865
10 -	<b>34.150</b>	23.130	<b>57.280 (1)</b>	<b>75.91</b>		<b>16:42:23.145</b>
11 -	34.472	23.658	58.130	74.80	0.850	16:43:21.275
12 -	34.579	<b>22.998</b>	57.577 (2)	75.52	0.297	16:44:18.852

P3 33		Greg WRIGHT		MZ - Neos-IT		
IDEAL LAP TIME : 57.540		BEST LAP TIME : 57.711		DIFFERENCE : 0.171		
LAP	SECTOR 1	SECTOR 2	LAP TIME	MPH	DIFF	TIME OF DAY
1 -		23.420	1:05.021	66.87	7.310	16:33:41.226
2 -	35.094	23.399	58.493	74.34	0.782	16:34:39.719
3 -	34.961	23.198	58.159	74.77	0.448	16:35:37.878
4 -	34.650	23.276	57.926	75.07	0.215	16:36:35.804
5 -	34.732	23.158	57.890 (3)	75.11	0.179	16:37:33.694
6 -	34.773	<b>23.122</b>	57.895	75.11	0.184	16:38:31.589
7 -	35.340	23.520	58.860	73.88	1.149	16:39:30.449
8 -	34.616	23.241	57.857 (2)	75.16	0.146	16:40:28.306
9 -	34.743	23.582	58.325	74.55	0.614	16:41:26.631
10 -	<b>34.418</b>	23.293	<b>57.711 (1)</b>	<b>75.35</b>		<b>16:42:24.342</b>
11 -	34.895	23.399	58.294	74.59	0.583	16:43:22.636
12 -	35.917	23.568	59.485	73.10	1.774	16:44:22.121

P4 95		Christopher ROGERS		MZ -		
IDEAL LAP TIME : 57.309		BEST LAP TIME : 57.575		DIFFERENCE : 0.266		
LAP	SECTOR 1	SECTOR 2	LAP TIME	MPH	DIFF	TIME OF DAY
1 -		23.897	1:09.769	62.32	12.194	16:33:45.974
2 -	35.511	23.833	59.344	73.27	1.769	16:34:45.318
3 -	35.485	23.801	59.286	73.34	1.711	16:35:44.604
4 -	35.302	23.069	58.371	74.49	0.796	16:36:42.975
5 -	34.588	23.062	57.650 (2)	75.43	0.075	16:37:40.625
6 -	34.685	23.254	57.939	75.05	0.364	16:38:38.564
7 -	34.661	23.088	57.749	75.30	0.174	16:39:36.313
8 -	34.571	<b>23.004</b>	<b>57.575 (1)</b>	<b>75.52</b>		<b>16:40:33.888</b>
9 -	<b>34.305</b>	23.427	57.732 (3)	75.32	0.157	16:41:31.620

Weather / Track : Cloudy / Dry

Brands Hatch Indy  
Circuit Length = 1.2079 miles  
Start: 16:32 Flag 16:44 End: 16:45

# BMCRC - MRO Championships 2015 - Rnd 9 @ Brands Hatch Indy

## Freshdrop BMZRC 250 MZ

### RACE 15 - SECTOR ANALYSIS

SECTOR 1 = FL to I1, SECTOR 2 = I1 to FL, DIFF = Difference To Personal Best Lap

10 -	34.571	24.608	59.179	73.48	1.604	16:42:30.799
11 -	35.142	24.364	59.506	73.07	1.931	16:43:30.305
12 -	35.075	23.595	58.670	74.11	1.095	16:44:28.975

P5 85		Andrew WALES		MZ - Illuminated Design LTD		
IDEAL LAP TIME : 58.929		BEST LAP TIME : 58.929		DIFFERENCE : 0.000		
LAP	SECTOR 1	SECTOR 2	LAP TIME	MPH	DIFF	TIME OF DAY
1 -		23.782	1:06.078	65.80	7.149	16:33:42.283
2 -	35.591	23.796	59.387	73.22	0.458	16:34:41.670
3 -	35.425	23.809	59.234 (3)	73.41	0.305	16:35:40.904
4 -	35.689	23.766	59.455	73.14	0.526	16:36:40.359
5 -	35.440	23.765	59.205 (2)	73.44	0.276	16:37:39.564
6 -	35.919	23.916	59.835	72.67	0.906	16:38:39.399
7 -	<b>35.310</b>	<b>23.619</b>	<b>58.929 (1)</b>	<b>73.79</b>		<b>16:39:38.328</b>
8 -	36.142	24.218	1:00.360	72.04	1.431	16:40:38.688
9 -	35.754	23.674	59.428	73.17	0.499	16:41:38.116
10 -	35.729	24.029	59.758	72.77	0.829	16:42:37.874
11 -	35.339	25.336	1:00.675	71.67	1.746	16:43:38.549
12 -	35.707	24.292	59.999	72.47	1.070	16:44:38.548

P6 44 R		Robert DESSOY		MZ - Walter Kaaden - Oscilloscopes		
IDEAL LAP TIME : 58.847		BEST LAP TIME : 59.238		DIFFERENCE : 0.391		
LAP	SECTOR 1	SECTOR 2	LAP TIME	MPH	DIFF	TIME OF DAY
1 -		24.272	1:07.486	64.43	8.248	16:33:43.691
2 -	36.198	24.216	1:00.414	71.98	1.176	16:34:44.105
3 -	36.489	24.041	1:00.530	71.84	1.292	16:35:44.635
4 -	36.371	24.323	1:00.694	71.64	1.456	16:36:45.329
5 -	36.396	24.134	1:00.530	71.84	1.292	16:37:45.859
6 -	36.243	24.413	1:00.656	71.69	1.418	16:38:46.515
7 -	36.068	24.307	1:00.375	72.02	1.137	16:39:46.890
8 -	<b>35.243</b>	23.995	<b>59.238 (1)</b>	<b>73.40</b>		<b>16:40:46.128</b>
9 -	36.069	24.271	1:00.340	72.06	1.102	16:41:46.468
10 -	35.471	24.124	59.595	72.96	0.357	16:42:46.063
11 -	35.823	<b>23.604</b>	59.427 (2)	73.17	0.189	16:43:45.490
12 -	35.475	24.042	59.517 (3)	73.06	0.279	16:44:45.007

P7 36		Joe BALDRY		MZ -		
IDEAL LAP TIME : 59.664		BEST LAP TIME : 59.865		DIFFERENCE : 0.201		
LAP	SECTOR 1	SECTOR 2	LAP TIME	MPH	DIFF	TIME OF DAY
1 -		<b>23.963</b>	1:06.412	65.47	6.547	16:33:42.617
2 -	35.889	24.045	59.934 (2)	72.55	0.069	16:34:42.551
3 -	36.034	24.127	1:00.161	72.28	0.296	16:35:42.712
4 -	35.953	24.153	1:00.106	72.34	0.241	16:36:42.818
5 -	35.953	24.089	1:00.042	72.42	0.177	16:37:42.860
6 -	36.118	24.447	1:00.565	71.80	0.700	16:38:43.425
7 -	35.888	24.241	1:00.129	72.32	0.264	16:39:43.554
8 -	35.852	24.312	1:00.164	72.27	0.299	16:40:43.718
9 -	36.607	24.465	1:01.072	71.20	1.207	16:41:44.790
10 -	<b>35.701</b>	24.920	1:00.621	71.73	0.756	16:42:45.411
11 -	35.860	24.005	<b>59.865 (1)</b>	<b>72.64</b>		<b>16:43:45.276</b>
12 -	36.036	24.005	1:00.041 (3)	72.42	0.176	16:44:45.317

P8 22		Simon FINCH		MZ - The Bayard Partnership, ASK Plumbing & Heating		
IDEAL LAP TIME : 58.739		BEST LAP TIME : 58.739		DIFFERENCE : 0.000		
LAP	SECTOR 1	SECTOR 2	LAP TIME	MPH	DIFF	TIME OF DAY
1 -		24.173	1:07.746	64.18	9.007	16:33:43.951
2 -	36.156	24.059	1:00.215	72.21	1.476	16:34:44.166
3 -	36.283	23.949	1:00.232	72.19	1.493	16:35:44.398
4 -	36.449	24.187	1:00.636	71.71	1.897	16:36:45.034
5 -	36.535	24.227	1:00.762	71.56	2.023	16:37:45.796

Weather / Track : Cloudy / Dry

Brands Hatch Indy  
Circuit Length = 1.2079 miles  
Start: 16:32 Flag 16:44 End: 16:45

# BMCRC - MRO Championships 2015 - Rnd 9 @ Brands Hatch Indy

## Freshdrop BMZRC 250 MZ

### RACE 15 - SECTOR ANALYSIS

SECTOR 1 = FL to I1, SECTOR 2 = I1 to FL, DIFF = Difference To Personal Best Lap

6 -	36.135	24.167	1:00.302	72.11	1.563	16:38:46.098
7 -	36.297	24.559	1:00.856	71.45	2.117	16:39:46.954
8 -	35.595	23.645	59.240 (2)	73.40	0.501	16:40:46.194
9 -	35.786	24.428	1:00.214	72.21	1.475	16:41:46.408
10 -	35.611	24.027	59.638 (3)	72.91	0.899	16:42:46.046
11 -	36.885	23.774	1:00.659	71.68	1.920	16:43:46.705
12 -	<b>35.311</b>	<b>23.428</b>	<b>58.739 (1)</b>	<b>74.03</b>		<b>16:44:45.444</b>

P9 9 R Gary HOWLETT			MZ - HS Racing			
IDEAL LAP TIME : 59.666		BEST LAP TIME : 1:00.223		DIFFERENCE : 0.557		
LAP	SECTOR 1	SECTOR 2	LAP TIME	MPH	DIFF	TIME OF DAY
1 -		24.069	1:08.637	63.35	8.414	16:33:44.842
2 -	37.049	<b>23.711</b>	1:00.760	71.57	0.537	16:34:45.602
3 -	37.179	24.936	1:02.115	70.00	1.892	16:35:47.717
4 -	37.232	23.965	1:01.197	71.05	0.974	16:36:48.914
5 -	36.984	24.112	1:01.096	71.17	0.873	16:37:50.010
6 -	38.041	23.935	1:01.976	70.16	1.753	16:38:51.986
7 -	36.828	25.026	1:01.854	70.30	1.631	16:39:53.840
8 -	36.458	23.890	1:00.348 (3)	72.05	0.125	16:40:54.188
9 -	36.231	24.053	1:00.284 (2)	72.13	0.061	16:41:54.472
10 -	37.215	24.152	1:01.367	70.86	1.144	16:42:55.839
11 -	37.630	24.618	1:02.248	69.85	2.025	16:43:58.087
12 -	<b>35.955</b>	24.268	<b>1:00.223 (1)</b>	<b>72.20</b>		<b>16:44:58.310</b>

P10 62 R Nicholas BETTRIDGE			MZ -			
IDEAL LAP TIME : 1:00.543		BEST LAP TIME : 1:00.543		DIFFERENCE : 0.000		
LAP	SECTOR 1	SECTOR 2	LAP TIME	MPH	DIFF	TIME OF DAY
1 -		24.332	1:08.242	63.72	7.699	16:33:44.447
2 -	36.637	24.380	1:01.017 (3)	71.26	0.474	16:34:45.464
3 -	36.880	24.445	1:01.325	70.91	0.782	16:35:46.789
4 -	36.717	24.483	1:01.200	71.05	0.657	16:36:47.989
5 -	36.803	24.565	1:01.368	70.86	0.825	16:37:49.357
6 -	37.667	24.528	1:02.195	69.91	1.652	16:38:51.552
7 -	36.500	25.107	1:01.607	70.58	1.064	16:39:53.159
8 -	36.616	24.349	1:00.965 (2)	71.32	0.422	16:40:54.124
9 -	<b>36.457</b>	<b>24.086</b>	<b>1:00.543 (1)</b>	<b>71.82</b>		<b>16:41:54.667</b>
10 -	37.100	24.290	1:01.390	70.83	0.847	16:42:56.057
11 -	37.111	24.363	1:01.474	70.73	0.931	16:43:57.531
12 -	36.963	24.162	1:01.125	71.14	0.582	16:44:58.656

P11 114 Ryan ANDERSON			MZ -			
IDEAL LAP TIME : 1:00.166		BEST LAP TIME : 1:00.218		DIFFERENCE : 0.052		
LAP	SECTOR 1	SECTOR 2	LAP TIME	MPH	DIFF	TIME OF DAY
1 -		24.589	1:09.993	62.12	9.775	16:33:46.198
2 -	36.362	<b>23.856</b>	<b>1:00.218 (1)</b>	<b>72.21</b>		<b>16:34:46.416</b>
3 -	36.619	24.233	1:00.852	71.46	0.634	16:35:47.268
4 -	36.544	24.200	1:00.744	71.58	0.526	16:36:48.012
5 -	36.692	24.468	1:01.160	71.10	0.942	16:37:49.172
6 -	36.318	24.184	1:00.502 (2)	71.87	0.284	16:38:49.674
7 -	36.660	24.562	1:01.222	71.03	1.004	16:39:50.896
8 -	<b>36.310</b>	24.279	1:00.589 (3)	71.77	0.371	16:40:51.485
9 -	37.113	24.643	1:01.756	70.41	1.538	16:41:53.241
10 -	37.708	24.346	1:02.054	70.07	1.836	16:42:55.295
11 -	37.963	25.085	1:03.048	68.97	2.830	16:43:58.343
12 -	36.875	24.461	1:01.336	70.89	1.118	16:44:59.679

P12 6 Jerry FROST			MZ -			
IDEAL LAP TIME : 1:00.556		BEST LAP TIME : 1:00.772		DIFFERENCE : 0.216		
LAP	SECTOR 1	SECTOR 2	LAP TIME	MPH	DIFF	TIME OF DAY
1 -		24.846	1:12.879	59.66	12.107	16:33:49.084

Weather / Track : Cloudy / Dry

Brands Hatch Indy  
Circuit Length = 1.2079 miles  
Start: 16:32 Flag 16:44 End: 16:45

# BMCRC - MRO Championships 2015 - Rnd 9 @ Brands Hatch Indy

## Freshdrop BMZRC 250 MZ

### RACE 15 - SECTOR ANALYSIS

SECTOR 1 = FL to I1, SECTOR 2 = I1 to FL, DIFF = Difference To Personal Best Lap

2 -	37.827	24.605	1:02.432	69.65	1.660	16:34:51.516
3 -	36.696	<b>24.291</b>	1:00.987 (3)	71.30	0.215	16:35:52.503
4 -	36.603	24.376	1:00.979 (2)	71.31	0.207	16:36:53.482
5 -	36.651	24.773	1:01.424	70.79	0.652	16:37:54.906
6 -	36.833	24.736	1:01.569	70.62	0.797	16:38:56.475
7 -	<b>36.265</b>	24.507	<b>1:00.772 (1)</b>	<b>71.55</b>		<b>16:39:57.247</b>
8 -	37.940	24.488	1:02.428	69.65	1.656	16:40:59.675
9 -	36.640	24.514	1:01.154	71.10	0.382	16:42:00.829
10 -	36.590	24.936	1:01.526	70.67	0.754	16:43:02.355
11 -	36.457	24.963	1:01.420	70.80	0.648	16:44:03.775
12 -	36.657	24.665	1:01.322	70.91	0.550	16:45:05.097

P13	18	Barry GREEN	MZ -		
IDEAL LAP TIME :	1:01.070	BEST LAP TIME :	1:01.503	DIFFERENCE :	0.433

LAP	SECTOR 1	SECTOR 2	LAP TIME	MPH	DIFF	TIME OF DAY
1 -		24.878	1:09.820	62.28	8.317	16:33:46.025
2 -	37.154	<b>24.502</b>	1:01.656 (3)	70.53	0.153	16:34:47.681
3 -	37.194	24.638	1:01.832	70.32	0.329	16:35:49.513
4 -	37.142	24.795	1:01.937	70.21	0.434	16:36:51.450
5 -	37.236	24.705	1:01.941	70.20	0.438	16:37:53.391
6 -	36.860	25.038	1:01.898	70.25	0.395	16:38:55.289
7 -	36.875	24.650	1:01.525 (2)	70.68	0.022	16:39:56.814
8 -	37.609	24.835	1:02.444	69.64	0.941	16:40:59.258
9 -	36.894	24.609	<b>1:01.503 (1)</b>	<b>70.70</b>		<b>16:42:00.761</b>
10 -	37.228	24.815	1:02.043	70.09	0.540	16:43:02.804
11 -	<b>36.568</b>	25.094	1:01.662	70.52	0.159	16:44:04.466
12 -	37.260	24.884	1:02.144	69.97	0.641	16:45:06.610

P14	20 R	Christopher WATSON	MZ - Expert Locksmiths Medway		
IDEAL LAP TIME :	1:01.737	BEST LAP TIME :	1:01.990	DIFFERENCE :	0.253

LAP	SECTOR 1	SECTOR 2	LAP TIME	MPH	DIFF	TIME OF DAY
1 -		24.881	1:10.036	62.09	8.046	16:33:46.241
2 -	37.696	24.846	1:02.542	69.53	0.552	16:34:48.783
3 -	37.301	<b>24.803</b>	1:02.104	70.02	0.114	16:35:50.887
4 -	37.308	25.316	1:02.624	69.43	0.634	16:36:53.511
5 -	37.123	24.867	<b>1:01.990 (1)</b>	<b>70.15</b>		<b>16:37:55.501</b>
6 -	36.998	25.007	1:02.005 (2)	70.13	0.015	16:38:57.506
7 -	36.949	25.079	1:02.028 (3)	70.10	0.038	16:39:59.534
8 -	37.934	25.162	1:03.096	68.92	1.106	16:41:02.630
9 -	37.055	25.018	1:02.073	70.05	0.083	16:42:04.703
10 -	37.150	25.629	1:02.779	69.26	0.789	16:43:07.482
11 -	<b>36.934</b>	25.312	1:02.246	69.86	0.256	16:44:09.728
12 -	37.404	25.409	1:02.813	69.23	0.823	16:45:12.541

P15	65 R	Konrad BREESE	MZ - Banko de Mama & Papa		
IDEAL LAP TIME :	1:01.659	BEST LAP TIME :	1:01.902	DIFFERENCE :	0.243

LAP	SECTOR 1	SECTOR 2	LAP TIME	MPH	DIFF	TIME OF DAY
1 -		25.413	1:11.544	60.78	9.642	16:33:47.749
2 -	37.268	<b>24.829</b>	1:02.097 (3)	70.02	0.195	16:34:49.846
3 -	37.571	24.991	1:02.562	69.50	0.660	16:35:52.408
4 -	37.791	25.785	1:03.576	68.40	1.674	16:36:55.984
5 -	37.586	25.219	1:02.805	69.23	0.903	16:37:58.789
6 -	37.622	25.231	1:02.853	69.18	0.951	16:39:01.642
7 -	37.288	25.267	1:02.555	69.51	0.653	16:40:04.197
8 -	37.286	25.774	1:03.060	68.95	1.158	16:41:07.257
9 -	37.831	25.181	1:03.012	69.01	1.110	16:42:10.269
10 -	37.648	25.222	1:02.870	69.16	0.968	16:43:13.139
11 -	37.113	24.958	1:02.071 (2)	70.05	0.169	16:44:15.210
12 -	<b>36.830</b>	25.072	<b>1:01.902 (1)</b>	<b>70.24</b>		<b>16:45:17.112</b>

Weather / Track : Cloudy / Dry

Brands Hatch Indy  
Circuit Length = 1.2079 miles  
Start: 16:32 Flag 16:44 End: 16:45



# BMCRC - MRO Championships 2015 - Rnd 9 @ Brands Hatch Indy

## Freshdrop BMZRC 250 MZ

### RACE 15 - SECTOR ANALYSIS

SECTOR 1 = FL to I1, SECTOR 2 = I1 to FL, DIFF = Difference To Personal Best Lap

P16 41		Gary WILLIAMS		MZ -		
IDEAL LAP TIME : 1:01.669		BEST LAP TIME : 1:01.908		DIFFERENCE : 0.239		
LAP	SECTOR 1	SECTOR 2	LAP TIME	MPH	DIFF	TIME OF DAY
1 -		25.185	1:10.934	61.30	9.026	16:33:47.139
2 -	37.290	25.082	1:02.372 (2)	69.72	0.464	16:34:49.511
3 -	38.933	25.152	1:04.085	67.85	2.177	16:35:53.596
4 -	37.589	<b>24.874</b>	1:02.463	69.61	0.555	16:36:56.059
5 -	37.178	25.483	1:02.661	69.39	0.753	16:37:58.720
6 -	37.644	25.211	1:02.855	69.18	0.947	16:39:01.575
7 -	37.245	25.465	1:02.710	69.34	0.802	16:40:04.285
8 -	37.173	25.603	1:02.776	69.27	0.868	16:41:07.061
9 -	37.467	25.492	1:02.959	69.07	1.051	16:42:10.020
10 -	37.478	25.347	1:02.825	69.21	0.917	16:43:12.845
11 -	37.241	25.183	1:02.424 (3)	69.66	0.516	16:44:15.269
12 -	<b>36.795</b>	25.113	<b>1:01.908 (1)</b>	<b>70.24</b>		<b>16:45:17.177</b>

P17 3		Max MAUD		MZ -		
IDEAL LAP TIME : 1:01.573		BEST LAP TIME : 1:01.584		DIFFERENCE : 0.011		
LAP	SECTOR 1	SECTOR 2	LAP TIME	MPH	DIFF	TIME OF DAY
1 -		25.386	1:12.964	59.59	11.380	16:33:49.169
2 -	38.298	25.096	1:03.394	68.59	1.810	16:34:52.563
3 -	37.497	25.552	1:03.049	68.97	1.465	16:35:55.612
4 -	36.880	25.178	1:02.058	70.07	0.474	16:36:57.670
5 -	36.916	26.903	1:03.819	68.13	2.235	16:38:01.489
6 -	37.349	25.251	1:02.600	69.46	1.016	16:39:04.089
7 -	37.496	25.321	1:02.817	69.22	1.233	16:40:06.906
8 -	36.988	25.022	1:02.010 (3)	70.12	0.426	16:41:08.916
9 -	37.436	25.470	1:02.906	69.12	1.322	16:42:11.822
10 -	36.765	<b>25.015</b>	1:01.780 (2)	70.38	0.196	16:43:13.602
11 -	38.163	25.021	1:03.184	68.82	1.600	16:44:16.786
12 -	<b>36.558</b>	25.026	<b>1:01.584 (1)</b>	<b>70.61</b>		<b>16:45:18.370</b>

P18 13		Ben HAWES		MZ -		
IDEAL LAP TIME : 1:01.010		BEST LAP TIME : 1:01.550		DIFFERENCE : 0.540		
LAP	SECTOR 1	SECTOR 2	LAP TIME	MPH	DIFF	TIME OF DAY
1 -		26.674	1:16.007	57.21	14.457	16:33:52.212
2 -	38.227	26.263	1:04.490	67.43	2.940	16:34:56.702
3 -	37.757	25.344	1:03.101	68.91	1.551	16:35:59.803
4 -	<b>36.488</b>	25.387	1:01.875	70.28	0.325	16:37:01.678
5 -	37.028	<b>24.522</b>	<b>1:01.550 (1)</b>	<b>70.65</b>		<b>16:38:03.228</b>
6 -	36.874	25.176	1:02.050	70.08	0.500	16:39:05.278
7 -	36.786	25.575	1:02.361	69.73	0.811	16:40:07.639
8 -	36.702	24.918	1:01.620 (3)	70.57	0.070	16:41:09.259
9 -	37.575	25.237	1:02.812	69.23	1.262	16:42:12.071
10 -	37.318	25.512	1:02.830	69.21	1.280	16:43:14.901
11 -	37.292	25.152	1:02.444	69.64	0.894	16:44:17.345
12 -	36.615	24.986	1:01.601 (2)	70.59	0.051	16:45:18.946

P19 66		Mark VINCENT		MZ - Putoline		
IDEAL LAP TIME : 1:01.704		BEST LAP TIME : 1:01.874		DIFFERENCE : 0.170		
LAP	SECTOR 1	SECTOR 2	LAP TIME	MPH	DIFF	TIME OF DAY
1 -		25.458	1:12.785	59.74	10.911	16:33:48.990
2 -	39.156	25.108	1:04.264	67.66	2.390	16:34:53.254
3 -	38.176	24.990	1:03.166	68.84	1.292	16:35:56.420
4 -	38.082	24.987	1:03.069	68.94	1.195	16:36:59.489
5 -	38.521	25.229	1:03.750	68.21	1.876	16:38:03.239
6 -	38.324	24.811	1:03.135	68.87	1.261	16:39:06.374
7 -	37.367	24.720	1:02.087 (2)	70.04	0.213	16:40:08.461
8 -	<b>37.098</b>	24.776	<b>1:01.874 (1)</b>	<b>70.28</b>		<b>16:41:10.335</b>
9 -	38.825	25.005	1:03.830	68.12	1.956	16:42:14.165

Weather / Track : Cloudy / Dry

Brands Hatch Indy  
Circuit Length = 1.2079 miles  
Start: 16:32 Flag 16:44 End: 16:45

# BMCRC - MRO Championships 2015 - Rnd 9 @ Brands Hatch Indy

## Freshdrop BMZRC 250 MZ

### RACE 15 - SECTOR ANALYSIS

SECTOR 1 = FL to I1, SECTOR 2 = I1 to FL, DIFF = Difference To Personal Best Lap

10 -	37.447	25.052	1:02.499	69.57	0.625	16:43:16.664
11 -	37.518	<b>24.606</b>	1:02.124 (3)	69.99	0.250	16:44:18.788

P20 5		Garry SAMETT		MZ - smallmouse		
IDEAL LAP TIME : 1:01.843		BEST LAP TIME : 1:02.047		DIFFERENCE : 0.204		
LAP	SECTOR 1	SECTOR 2	LAP TIME	MPH	DIFF	TIME OF DAY
1 -		25.947	1:15.295	57.75	13.248	16:33:51.500
2 -	38.903	25.408	1:04.311	67.61	2.264	16:34:55.811
3 -	38.645	24.691	1:03.336	68.65	1.289	16:35:59.147
4 -	37.777	24.972	1:02.749	69.30	0.702	16:37:01.896
5 -	38.176	<b>24.474</b>	1:02.650 (3)	69.41	0.603	16:38:04.546
6 -	38.215	25.133	1:03.348	68.64	1.301	16:39:07.894
7 -	37.775	24.898	1:02.673	69.38	0.626	16:40:10.567
8 -	37.809	25.083	1:02.892	69.14	0.845	16:41:13.459
9 -	37.634	25.132	1:02.766	69.28	0.719	16:42:16.225
10 -	37.431	24.653	1:02.084 (2)	70.04	0.037	16:43:18.309
11 -	<b>37.369</b>	24.678	<b>1:02.047 (1)</b>	<b>70.08</b>		<b>16:44:20.356</b>

P21 43		Daniel BARFORD		MZ -		
IDEAL LAP TIME : 1:02.402		BEST LAP TIME : 1:02.656		DIFFERENCE : 0.254		
LAP	SECTOR 1	SECTOR 2	LAP TIME	MPH	DIFF	TIME OF DAY
1 -		25.546	1:12.459	60.01	9.803	16:33:48.664
2 -	37.818	25.334	1:03.152	68.85	0.496	16:34:51.816
3 -	38.185	25.686	1:03.871	68.08	1.215	16:35:55.687
4 -	38.128	25.736	1:03.864	68.09	1.208	16:36:59.551
5 -	39.403	25.468	1:04.871	67.03	2.215	16:38:04.422
6 -	38.720	25.412	1:04.132	67.80	1.476	16:39:08.554
7 -	37.970	25.338	1:03.308	68.68	0.652	16:40:11.862
8 -	37.914	25.136	1:03.050 (3)	68.97	0.394	16:41:14.912
9 -	<b>37.445</b>	26.101	1:03.546	68.43	0.890	16:42:18.458
10 -	37.699	<b>24.957</b>	<b>1:02.656 (1)</b>	<b>69.40</b>		<b>16:43:21.114</b>
11 -	37.625	25.264	1:02.889 (2)	69.14	0.233	16:44:24.003

P22 11 R		Ian SLAUGHTER		MZ -		
IDEAL LAP TIME : 1:02.014		BEST LAP TIME : 1:02.269		DIFFERENCE : 0.255		
LAP	SECTOR 1	SECTOR 2	LAP TIME	MPH	DIFF	TIME OF DAY
1 -		25.813	1:14.576	58.31	12.307	16:33:50.781
2 -	37.668	25.414	1:03.082	68.93	0.813	16:34:53.863
3 -	38.239	26.074	1:04.313	67.61	2.044	16:35:58.176
4 -	37.945	26.305	1:04.250	67.68	1.981	16:37:02.426
5 -	38.157	25.757	1:03.914	68.03	1.645	16:38:06.340
6 -	37.356	25.720	1:03.076	68.94	0.807	16:39:09.416
7 -	38.037	25.653	1:03.690	68.27	1.421	16:40:13.106
8 -	38.269	25.777	1:04.046	67.89	1.777	16:41:17.152
9 -	<b>37.023</b>	25.565	1:02.588 (2)	69.47	0.319	16:42:19.740
10 -	37.278	<b>24.991</b>	<b>1:02.269 (1)</b>	<b>69.83</b>		<b>16:43:22.009</b>
11 -	37.170	25.521	1:02.691 (3)	69.36	0.422	16:44:24.700

P23 31		David BIGNELL		MZ -		
IDEAL LAP TIME : 1:02.678		BEST LAP TIME : 1:02.797		DIFFERENCE : 0.119		
LAP	SECTOR 1	SECTOR 2	LAP TIME	MPH	DIFF	TIME OF DAY
1 -		25.106	1:11.791	60.57	8.994	16:33:47.996
2 -	<b>37.644</b>	25.153	<b>1:02.797 (1)</b>	<b>69.24</b>		<b>16:34:50.793</b>
3 -	37.994	<b>25.034</b>	1:03.028 (3)	68.99	0.231	16:35:53.821
4 -	38.850	25.801	1:04.651	67.26	1.854	16:36:58.472
5 -	38.666	25.996	1:04.662	67.25	1.865	16:38:03.134
6 -	39.282	25.856	1:05.138	66.75	2.341	16:39:08.272
7 -	38.807	25.308	1:04.115	67.82	1.318	16:40:12.387
8 -	38.009	25.562	1:03.571	68.40	0.774	16:41:15.958
9 -	38.483	25.130	1:03.613	68.36	0.816	16:42:19.571

Weather / Track : Cloudy / Dry

Brands Hatch Indy  
Circuit Length = 1.2079 miles  
Start: 16:32 Flag 16:44 End: 16:45

# BMCRC - MRO Championships 2015 - Rnd 9 @ Brands Hatch Indy

## Freshdrop BMZRC 250 MZ

### RACE 15 - SECTOR ANALYSIS

SECTOR 1 = FL to I1, SECTOR 2 = I1 to FL, DIFF = Difference To Personal Best Lap

10 -	38.147	25.038	1:03.185	68.82	0.388	16:43:22.756
11 -	37.695	25.202	1:02.897 (2)	69.13	0.100	16:44:25.653

P24 47		Richard FAYERS		MZ -		
IDEAL LAP TIME : 1:03.630		BEST LAP TIME : 1:04.002		DIFFERENCE : 0.372		
LAP	SECTOR 1	SECTOR 2	LAP TIME	MPH	DIFF	TIME OF DAY
1 -		26.480	1:16.893	56.55	12.891	16:33:53.098
2 -	39.503	25.869	1:05.372	66.52	1.370	16:34:58.470
3 -	40.726	<b>25.363</b>	1:06.089	65.79	2.087	16:36:04.559
4 -	39.576	25.689	1:05.265	66.62	1.263	16:37:09.824
5 -	38.807	25.559	1:04.366	67.56	0.364	16:38:14.190
6 -	38.682	25.489	1:04.171 (3)	67.76	0.169	16:39:18.361
7 -	38.493	25.509	<b>1:04.002 (1)</b>	<b>67.94</b>		<b>16:40:22.363</b>
8 -	<b>38.267</b>	25.763	1:04.030 (2)	67.91	0.028	16:41:26.393
9 -	39.742	26.641	1:06.383	65.50	2.381	16:42:32.776
10 -	39.909	26.602	1:06.511	65.38	2.509	16:43:39.287
11 -	39.190	26.155	1:05.345	66.54	1.343	16:44:44.632

P25 48 R		Paul CANHAM		MZ -		
IDEAL LAP TIME : 1:03.193		BEST LAP TIME : 1:03.897		DIFFERENCE : 0.704		
LAP	SECTOR 1	SECTOR 2	LAP TIME	MPH	DIFF	TIME OF DAY
1 -		27.010	1:17.684	55.97	13.787	16:33:53.889
2 -	39.353	25.946	1:05.299	66.59	1.402	16:34:59.188
3 -	39.565	25.535	1:05.100	66.79	1.203	16:36:04.288
4 -	40.865	<b>25.469</b>	1:06.334	65.55	2.437	16:37:10.622
5 -	38.829	26.433	1:05.262	66.63	1.365	16:38:15.884
6 -	38.366	25.533	1:03.899 (2)	68.05	0.002	16:39:19.783
7 -	<b>37.724</b>	26.173	<b>1:03.897 (1)</b>	<b>68.05</b>		<b>16:40:23.680</b>
8 -	38.196	25.814	1:04.010 (3)	67.93	0.113	16:41:27.690
9 -	38.805	26.979	1:05.784	66.10	1.887	16:42:33.474
10 -	39.599	26.731	1:06.330	65.56	2.433	16:43:39.804
11 -	39.099	26.712	1:05.811	66.07	1.914	16:44:45.615

P26 38		Chris PETTET		MZ -		
IDEAL LAP TIME : 1:03.766		BEST LAP TIME : 1:03.766		DIFFERENCE : 0.000		
LAP	SECTOR 1	SECTOR 2	LAP TIME	MPH	DIFF	TIME OF DAY
1 -		26.281	1:16.363	56.94	12.597	16:33:52.568
2 -	39.443	25.730	1:05.173	66.72	1.407	16:34:57.741
3 -	40.170	26.247	1:06.417	65.47	2.651	16:36:04.158
4 -	40.597	25.551	1:06.148	65.74	2.382	16:37:10.306
5 -	40.299	25.486	1:05.785	66.10	2.019	16:38:16.091
6 -	39.416	25.553	1:04.969	66.93	1.203	16:39:21.060
7 -	39.258	26.067	1:05.325	66.56	1.559	16:40:26.385
8 -	39.869	26.893	1:06.762	65.13	2.996	16:41:33.147
9 -	38.820	25.620	1:04.440 (3)	67.48	0.674	16:42:37.587
10 -	<b>38.326</b>	<b>25.440</b>	<b>1:03.766 (1)</b>	<b>68.19</b>		<b>16:43:41.353</b>
11 -	38.496	25.863	1:04.359 (2)	67.56	0.593	16:44:45.712

P27 51 R		Duane SUTCH		MZ -		
IDEAL LAP TIME : 1:03.837		BEST LAP TIME : 1:03.962		DIFFERENCE : 0.125		
LAP	SECTOR 1	SECTOR 2	LAP TIME	MPH	DIFF	TIME OF DAY
1 -		26.273	1:17.939	55.79	13.977	16:33:54.144
2 -	40.005	25.665	1:05.670	66.21	1.708	16:34:59.814
3 -	39.639	26.137	1:05.776	66.11	1.814	16:36:05.590
4 -	39.775	25.839	1:05.614	66.27	1.652	16:37:11.204
5 -	39.789	25.763	1:05.552	66.33	1.590	16:38:16.756
6 -	39.005	<b>25.645</b>	1:04.650 (2)	67.26	0.688	16:39:21.406
7 -	39.145	25.811	1:04.956 (3)	66.94	0.994	16:40:26.362
8 -	39.320	29.554	1:08.874	63.13	4.912	16:41:35.236
9 -	39.630	25.913	1:05.543	66.34	1.581	16:42:40.779

Weather / Track : Cloudy / Dry

Brands Hatch Indy  
Circuit Length = 1.2079 miles  
Start: 16:32 Flag 16:44 End: 16:45

# BMCRC - MRO Championships 2015 - Rnd 9 @ Brands Hatch Indy

## Freshdrop BMZRC 250 MZ

### RACE 15 - SECTOR ANALYSIS

SECTOR 1 = FL to I1, SECTOR 2 = I1 to FL, DIFF = Difference To Personal Best Lap

10 - **38.192** 25.770 **1:03.962 (1)** **67.98** **16:43:44.741**  
 11 - 39.098 26.012 1:05.110 66.78 1.148 16:44:49.851

<b>P28 7 R David PATERSON</b>		MZ - arnold self drive				
IDEAL LAP TIME : 1:04.947		BEST LAP TIME : 1:05.373		DIFFERENCE : 0.426		
LAP	SECTOR 1	SECTOR 2	LAP TIME	MPH	DIFF	TIME OF DAY
1 -		26.636	1:15.756	57.40	10.383	16:33:51.961
2 -	39.332	26.409	1:05.741	66.14	0.368	16:34:57.702
3 -	39.804	26.407	1:06.211	65.67	0.838	16:36:03.913
4 -	39.725	26.254	1:05.979	65.90	0.606	16:37:09.892
5 -	39.256	26.328	1:05.584 (3)	66.30	0.211	16:38:15.476
6 -	39.334	<b>26.072</b>	1:05.406 (2)	66.48	0.033	16:39:20.882
7 -	39.137	26.236	<b>1:05.373 (1)</b>	<b>66.51</b>		<b>16:40:26.255</b>
8 -	<b>38.875</b>	28.214	1:07.089	64.81	1.716	16:41:33.344
9 -	42.832	28.367	1:11.199	61.07	5.826	16:42:44.543
10 -	42.094	28.557	1:10.651	61.55	5.278	16:43:55.194
11 -	42.223	27.801	1:10.024	62.10	4.651	16:45:05.218

<b>P29 72 R Jack COX</b>		MZ -				
IDEAL LAP TIME : 1:05.855		BEST LAP TIME : 1:05.984		DIFFERENCE : 0.129		
LAP	SECTOR 1	SECTOR 2	LAP TIME	MPH	DIFF	TIME OF DAY
1 -		27.260	1:19.176	54.92	13.192	16:33:55.381
2 -	40.932	26.946	1:07.878	64.06	1.894	16:35:03.259
3 -	41.049	27.313	1:08.362	63.61	2.378	16:36:11.621
4 -	40.956	26.781	1:07.737	64.19	1.753	16:37:19.358
5 -	40.414	26.932	1:07.346	64.57	1.362	16:38:26.704
6 -	41.402	26.708	1:08.110	63.84	2.126	16:39:34.814
7 -	40.174	26.388	1:06.562 (3)	65.33	0.578	16:40:41.376
8 -	40.564	26.912	1:07.476	64.44	1.492	16:41:48.852
9 -	<b>39.479</b>	26.505	<b>1:05.984 (1)</b>	<b>65.90</b>		<b>16:42:54.836</b>
10 -	41.444	26.628	1:08.072	63.88	2.088	16:44:02.908
11 -	39.927	<b>26.376</b>	1:06.303 (2)	65.58	0.319	16:45:09.211

<b>P30 93 R Brian SKINNER</b>		MZ - MZ EXPERIENCE				
IDEAL LAP TIME : 1:06.561		BEST LAP TIME : 1:06.561		DIFFERENCE : 0.000		
LAP	SECTOR 1	SECTOR 2	LAP TIME	MPH	DIFF	TIME OF DAY
1 -		26.914	1:19.690	54.56	13.129	16:33:55.895
2 -	40.719	26.756	1:07.475	64.44	0.914	16:35:03.370
3 -	41.229	27.084	1:08.313	63.65	1.752	16:36:11.683
4 -	40.226	26.549	1:06.775 (2)	65.12	0.214	16:37:18.458
5 -	40.695	26.515	1:07.210	64.70	0.649	16:38:25.668
6 -	40.932	26.493	1:07.425	64.49	0.864	16:39:33.093
7 -	40.681	26.575	1:07.256	64.65	0.695	16:40:40.349
8 -	40.558	26.575	1:07.133 (3)	64.77	0.572	16:41:47.482
9 -	<b>40.096</b>	<b>26.465</b>	<b>1:06.561 (1)</b>	<b>65.33</b>		<b>16:42:54.043</b>
10 -	41.499	26.573	1:08.072	63.88	1.511	16:44:02.115
11 -	41.077	26.651	1:07.728	64.20	1.167	16:45:09.843

<b>P31 59 R Keith SABBARTON</b>		MZ -				
IDEAL LAP TIME : 1:05.667		BEST LAP TIME : 1:05.667		DIFFERENCE : 0.000		
LAP	SECTOR 1	SECTOR 2	LAP TIME	MPH	DIFF	TIME OF DAY
1 -		27.734	1:20.740	53.85	15.073	16:33:56.945
2 -	40.619	27.273	1:07.892	64.05	2.225	16:35:04.837
3 -	40.584	26.976	1:07.560	64.36	1.893	16:36:12.397
4 -	40.782	27.166	1:07.948	63.99	2.281	16:37:20.345
5 -	40.116	26.977	1:07.093	64.81	1.426	16:38:27.438
6 -	40.838	28.187	1:09.025	63.00	3.358	16:39:36.463
7 -	40.782	27.288	1:08.070	63.88	2.403	16:40:44.533
8 -	40.181	27.093	1:07.274	64.64	1.607	16:41:51.807
9 -	40.029	26.922	1:06.951 (3)	64.95	1.284	16:42:58.758

Weather / Track : Cloudy / Dry

Brands Hatch Indy  
 Circuit Length = 1.2079 miles  
 Start: 16:32 Flag 16:44 End: 16:45

# BMCRC - MRO Championships 2015 - Rnd 9 @ Brands Hatch Indy

## Freshdrop BMZRC 250 MZ

### RACE 15 - SECTOR ANALYSIS

SECTOR 1 = FL to I1, SECTOR 2 = I1 to FL, DIFF = Difference To Personal Best Lap

10 -	39.655	26.936	1:06.591 (2)	65.30	0.924	16:44:05.349
11 -	<b>38.961</b>	<b>26.706</b>	<b>1:05.667 (1)</b>	<b>66.22</b>		<b>16:45:11.016</b>

P32 19		Dave HIGGINS		MZ -		
IDEAL LAP TIME : 1:09.291		BEST LAP TIME : 1:09.291		DIFFERENCE : 0.000		
LAP	SECTOR 1	SECTOR 2	LAP TIME	MPH	DIFF	TIME OF DAY
1 -		28.390	1:22.989	52.39	13.698	16:33:59.194
2 -	43.129	27.945	1:11.074	61.18	1.783	16:35:10.268
3 -	43.521	28.049	1:11.570	60.76	2.279	16:36:21.838
4 -	42.805	28.003	1:10.808 (2)	61.41	1.517	16:37:32.646
5 -	42.680	28.299	1:10.979 (3)	61.26	1.688	16:38:43.625
6 -	43.164	28.668	1:11.832	60.53	2.541	16:39:55.457
7 -	43.374	28.734	1:12.108	60.30	2.817	16:41:07.565
8 -	43.560	28.522	1:12.082	60.32	2.791	16:42:19.647
9 -	43.372	28.147	1:11.519	60.80	2.228	16:43:31.166
10 -	<b>41.668</b>	<b>27.623</b>	<b>1:09.291 (1)</b>	<b>62.75</b>		<b>16:44:40.457</b>

P33 25 R		Christopher CHADDERTON		MZ -		
IDEAL LAP TIME : 1:09.961		BEST LAP TIME : 1:10.202		DIFFERENCE : 0.241		
LAP	SECTOR 1	SECTOR 2	LAP TIME	MPH	DIFF	TIME OF DAY
1 -		28.933	1:22.735	52.56	12.533	16:33:58.940
2 -	43.744	28.199	1:11.943	60.44	1.741	16:35:10.883
3 -	43.186	28.725	1:11.911	60.47	1.709	16:36:22.794
4 -	42.846	27.947	1:10.793	61.42	0.591	16:37:33.587
5 -	<b>42.205</b>	28.150	1:10.355 (3)	61.80	0.153	16:38:43.942
6 -	43.115	28.742	1:11.857	60.51	1.655	16:39:55.799
7 -	43.287	28.657	1:11.944	60.44	1.742	16:41:07.743
8 -	43.612	28.978	1:12.590	59.90	2.388	16:42:20.333
9 -	42.429	27.879	1:10.308 (2)	61.85	0.106	16:43:30.641
10 -	42.446	<b>27.756</b>	<b>1:10.202 (1)</b>	<b>61.94</b>		<b>16:44:40.843</b>

P34 97		Philip ROOTS		MZ - Show Connections Ltd		
IDEAL LAP TIME : 1:03.775		BEST LAP TIME : 1:03.775		DIFFERENCE : 0.000		
LAP	SECTOR 1	SECTOR 2	LAP TIME	MPH	DIFF	TIME OF DAY
1 -		26.226	1:14.809	58.12	11.034	16:33:51.014
2 -	39.070	26.173	1:05.243	66.65	1.468	16:34:56.257
3 -	38.932	25.666	1:04.598 (2)	67.31	0.823	16:36:00.855
4 -	38.715	26.286	1:05.001 (3)	66.90	1.226	16:37:05.856
5 -	38.979	26.509	1:05.488	66.40	1.713	16:38:11.344
6 -	39.452	26.197	1:05.649	66.24	1.874	16:39:16.993
7 -	39.639	26.239	1:05.878	66.00	2.103	16:40:22.871
8 -	<b>38.686</b>	<b>25.089</b>	<b>1:03.775 (1)</b>	<b>68.18</b>		<b>16:41:26.646</b>

# BMCRC - MRO Championships 2015 - Rnd 9 @ Brands Hatch Indy

## Freshdrop BMZRC 250 MZ

### RACE 15 - BEST SECTORS

SECTOR 1			SECTOR 2			IDEAL / BEST COMPARISON						
POS	NO	NAME	TIME	NO	NAME	TIME	POS	NO	NAME	IDEAL	BEST	DIFF
									<b>PERFECT LAP</b>	<b>56.958</b>		
1	75	WOODALL	<b>34.150</b>	82	TAYLOR	<b>22.808</b>	1	75	WOODALL	57.148	57.280	0.132
2	95	ROGERS	<b>34.305</b>	75	WOODALL	<b>22.998</b>	2	82	TAYLOR	57.190	57.389	0.199
3	82	TAYLOR	<b>34.382</b>	95	ROGERS	<b>23.004</b>	3	95	ROGERS	57.309	57.575	0.266
4	33	WRIGHT	<b>34.418</b>	33	WRIGHT	<b>23.122</b>	4	33	WRIGHT	57.540	57.711	0.171
5	44	DESSOY	<b>35.243</b>	22	FINCH	<b>23.428</b>	5	22	FINCH	58.739	58.739	0.000
6	85	WALES	<b>35.310</b>	44	DESSOY	<b>23.604</b>	6	44	DESSOY	58.847	59.238	0.391
7	22	FINCH	<b>35.311</b>	85	WALES	<b>23.619</b>	7	85	WALES	58.929	58.929	0.000
8	36	BALDRY	<b>35.701</b>	9	HOWLETT	<b>23.711</b>	8	36	BALDRY	59.664	59.865	0.201
9	9	HOWLETT	<b>35.955</b>	114	ANDERSON	<b>23.856</b>	9	9	HOWLETT	59.666	1:00.223	0.557
10	6	FROST	<b>36.265</b>	36	BALDRY	<b>23.963</b>	10	114	ANDERSON	1:00.166	1:00.218	0.052
11	114	ANDERSON	<b>36.310</b>	62	BETTRIDGE	<b>24.086</b>	11	62	BETTRIDGE	1:00.543	1:00.543	0.000
12	62	BETTRIDGE	<b>36.457</b>	6	FROST	<b>24.291</b>	12	6	FROST	1:00.556	1:00.772	0.216
13	13	HAWES	<b>36.488</b>	5	SAMETT	<b>24.474</b>	13	13	HAWES	1:01.010	1:01.550	0.540
14	3	MAUD	<b>36.558</b>	18	GREEN	<b>24.502</b>	14	18	GREEN	1:01.070	1:01.503	0.433
15	18	GREEN	<b>36.568</b>	13	HAWES	<b>24.522</b>	15	3	MAUD	1:01.573	1:01.584	0.011
16	41	WILLIAMS	<b>36.795</b>	66	VINCENT	<b>24.606</b>	16	65	BREESE	1:01.659	1:01.902	0.243
17	65	BREESE	<b>36.830</b>	20	WATSON	<b>24.803</b>	17	41	WILLIAMS	1:01.669	1:01.908	0.239
18	20	WATSON	<b>36.934</b>	65	BREESE	<b>24.829</b>	18	66	VINCENT	1:01.704	1:01.874	0.170
19	11	SLAUGHTER	<b>37.023</b>	41	WILLIAMS	<b>24.874</b>	19	20	WATSON	1:01.737	1:01.990	0.253
20	66	VINCENT	<b>37.098</b>	43	BARFORD	<b>24.957</b>	20	5	SAMETT	1:01.843	1:02.047	0.204
21	5	SAMETT	<b>37.369</b>	11	SLAUGHTER	<b>24.991</b>	21	11	SLAUGHTER	1:02.014	1:02.269	0.255
22	43	BARFORD	<b>37.445</b>	3	MAUD	<b>25.015</b>	22	43	BARFORD	1:02.402	1:02.656	0.254
23	31	BIGNELL	<b>37.644</b>	31	BIGNELL	<b>25.034</b>	23	31	BIGNELL	1:02.678	1:02.797	0.119
24	48	CANHAM	<b>37.724</b>	97	ROOTS	<b>25.089</b>	24	48	CANHAM	1:03.193	1:03.897	0.704
25	51	SUTCH	<b>38.192</b>	47	FAYERS	<b>25.363</b>	25	47	FAYERS	1:03.630	1:04.002	0.372
26	47	FAYERS	<b>38.267</b>	38	PETTET	<b>25.440</b>	26	38	PETTET	1:03.766	1:03.766	0.000
27	38	PETTET	<b>38.326</b>	48	CANHAM	<b>25.469</b>	27	97	ROOTS	1:03.775	1:03.775	0.000
28	97	ROOTS	<b>38.686</b>	51	SUTCH	<b>25.645</b>	28	51	SUTCH	1:03.837	1:03.962	0.125
29	7	PATERSON	<b>38.875</b>	7	PATERSON	<b>26.072</b>	29	7	PATERSON	1:04.947	1:05.373	0.426
30	59	SABBARTON	<b>38.961</b>	72	COX	<b>26.376</b>	30	59	SABBARTON	1:05.667	1:05.667	0.000
31	72	COX	<b>39.479</b>	93	SKINNER	<b>26.465</b>	31	72	COX	1:05.855	1:05.984	0.129
32	93	SKINNER	<b>40.096</b>	59	SABBARTON	<b>26.706</b>	32	93	SKINNER	1:06.561	1:06.561	0.000
33	19	HIGGINS	<b>41.668</b>	19	HIGGINS	<b>27.623</b>	33	19	HIGGINS	1:09.291	1:09.291	0.000
34	25	CHADDERTON	<b>42.205</b>	25	CHADDERTON	<b>27.756</b>	34	25	CHADDERTON	1:09.961	1:10.202	0.241
35												
36												

Weather / Track : Cloudy / Dry

Results can be found at [www.tsl-timing.com](http://www.tsl-timing.com)

Brands Hatch Indy  
Circuit Length = 1.2079 miles  
Start: 16:32 Flag 16:44 End: 16:45

Printed - 16:46 Sunday, 04 October 2015



# Formula 400 inc Sub 64 & Rookie 400

**Brands Hatch Indy**

**3<sup>rd</sup> & 4<sup>th</sup> October 2015**



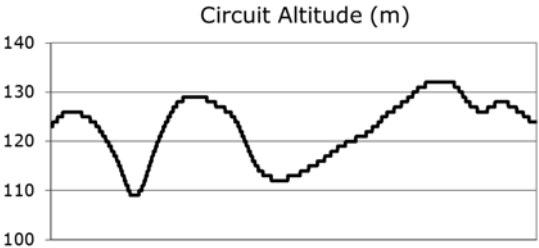
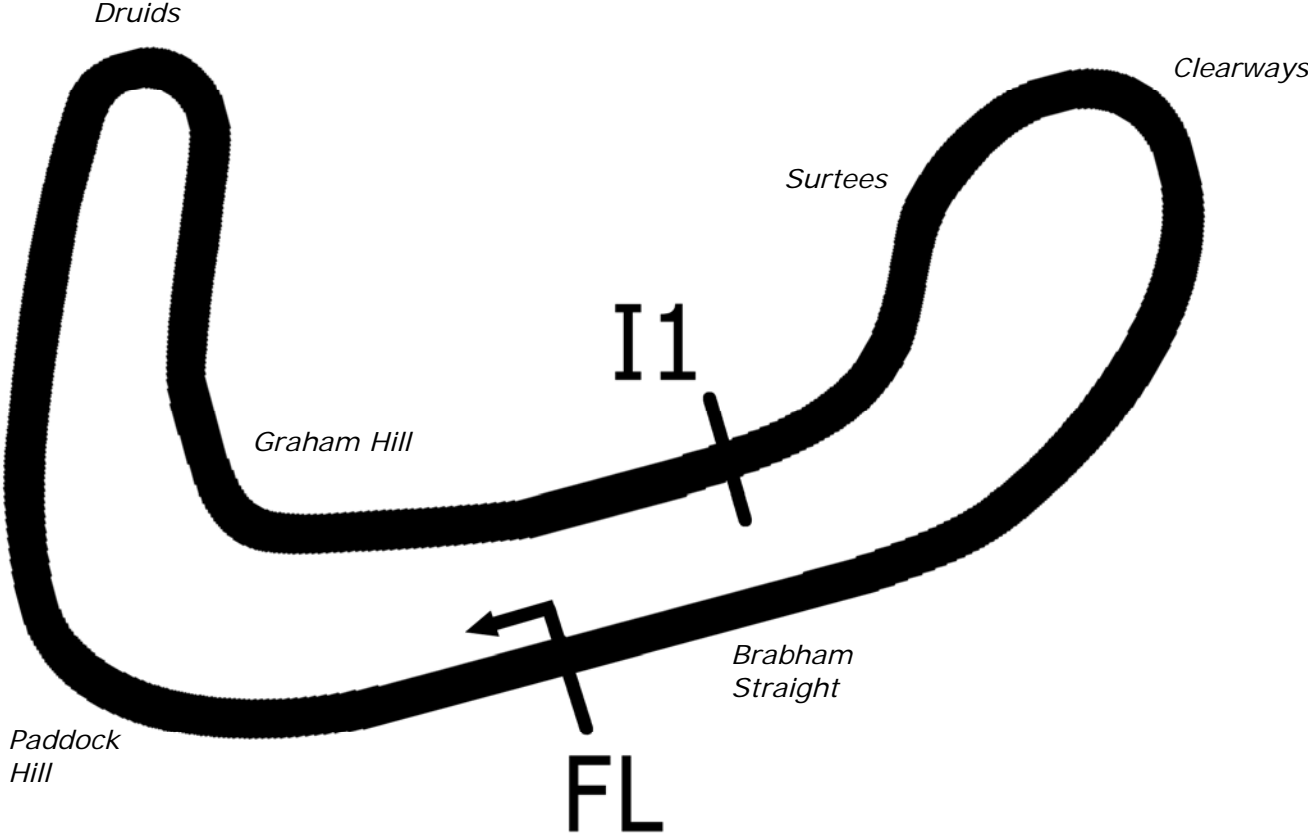
Results Provided by Timing Solutions Ltd  
[www.tsl-timing.com](http://www.tsl-timing.com)

# Brands Hatch Indy



SPORTS TIMING

TIMING SOLUTIONS LTD



Length	1.2079 miles	1944.0 m	
FL		51.36032 N	0.26032 E
I1	1112m	51.35934 N	0.25955 E
Pit Entry	1669m	51.35911 N	0.25743 E
Pit Exit	83m after FL	51.36017 N	0.26051 E
Pit Entry–Pit Exit 332m, 19.9s @60kph, 14.9s @80kph			



# BMCRC - MRO Championships 2015 - Rnd 9 @ Brands Hatch Indy



## EDIASIA Formula 400 inc Sub 64 & Rookie 400

### QUALIFYING - CLASSIFICATION

POS	NO	CL	PIC NAME	ENTRY	TIME	ON	LAPS	GAP	DIFF	MPH
1	14		1 Chris BURRAGE	Kawasaki - Saracen Racing/Seton Tuning	51.698	5	8			84.11
2	11		2 Dan RUTH	Kawasaki - Richard Ruth	52.326	8	11	0.628	0.628	83.10
3	88		3 Mark THOMPSON	Kawasaki - Flintstone Tyres / David Simon Tuning	52.712	13	15	1.014	0.386	82.49
4	51		4 Emma JARMAN	Kawasaki - RDRacing & EDIASIA	53.117	15	15	1.419	0.405	81.86
5	50		5 Graham HIGLETT	Kawasaki - Face to Face Finance	53.441	14	15	1.743	0.324	81.37
6	2		6 Andrew GILL	Kawasaki -	53.926	14	14	2.228	0.485	80.64
7	127	S	1 Adam GREEN	Kawasaki - Royal Air Force Motorsport Association	54.371	7	14	2.673	0.445	79.98
8	78	S	2 Keith POVAH	Honda - www.78Plate.com ScreenPrinting	54.583	14	14	2.885	0.212	79.66
9	22	S	3 Dave HARVIEK	Kawasaki - SW Roofing Group	54.594	12	15	2.896	0.011	79.65
10	55	R	1 Nick COOPER	Aprilia - Skint Racing sponsored by Wemoto.com	55.019	11	15	3.321	0.425	79.03
11	86		7 Mathew SCOTT	Kawasaki -	55.222	12	14	3.524	0.203	78.74
12	33	S	4 Carl JOHNSTONE	Yamaha - EDIASIA	55.245	5	14	3.547	0.023	78.71
13	27		8 Wes SMITH	Kawasaki -	55.351	8	14	3.653	0.106	78.56
14	8	S	5 Darren CORKETT	Honda -	55.383	12	14	3.685	0.032	78.51
15	21		9 Alan WATSON	Kawasaki - Watson Racing	55.524	11	11	3.826	0.141	78.31
16	73		10 Stephen BORN	Honda - Hugh Jorgan Racing	55.536	6	10	3.838	0.012	78.30
17	81	R	2 Scott GRANT	Yamaha - SEAGER engineering/Interim FM Solutions	55.654	12	13	3.956	0.118	78.13
18	23	R	3 Tham EVANS	Honda -	55.972	14	14	4.274	0.318	77.69
19	47		11 Allan CLARK	Kawasaki - A Clark & Sons Builders	56.189	10	14	4.491	0.217	77.39
20	82		12 Daniel JEFFERSON	Kawasaki -	56.257	5	14	4.559	0.068	77.29
21	63		13 Daniel HARDY	Kawasaki - Susan Beddall Holistic Training	56.399	10	14	4.701	0.142	77.10
22	39		14 Elwyn FRYER	Kawasaki - South Coast Appliances/Hoover UK	56.702	13	14	5.004	0.303	76.69
23	54		15 Eric GORRIDGE	Kawasaki -	57.331	14	14	5.633	0.629	75.85
24	72		16 Kevin MILLER	Honda - Mechanical Air Supplies Ltd	57.418	14	14	5.720	0.087	75.73
25	58		17 Steve YOUNG	Kawasaki - Cadmatic	57.608	13	13	5.910	0.190	75.48
26	43	R	4 Peter RANDALL	Kawasaki -	57.805	14	14	6.107	0.197	75.22
27	91	S	6 Keith TERRY	Honda - 23 Tuning	57.947	12	13	6.249	0.142	75.04
28	178	S	7 Richard MORRIS	Suzuki - Mark 1 Diggers	58.777	11	14	7.079	0.830	73.98
29	134	R	5 Debbie PETTET	Kawasaki - Chris Pettet	1:02.565	4	13	10.867	3.788	69.50
30	123	R	6 Heather BELCHER	Kawasaki - Camclad Contractors	1:02.894	4	8	11.196	0.329	69.14
31	28	S	8 Kurt HODGSON	Honda - 14-year-old-wet-race-tyres.com	8:00.467	1	1	7:08.769	6:57.573	9.05
32	104	R	7 David OGDEN	Yamaha - M & M Motorcycles, Cambridge			0			

Weather / Track : Cloudy / Dry

These results are provisional until the conclusion of any judicial and technical matters.

Brands Hatch Indy

Circuit Length = 1.2079 miles

Start: 11:47 Flag 12:01 End: 12:02

Clerk Of Course :

Timekeeper :

Results can be found at [www.tsl-timing.com](http://www.tsl-timing.com)

Printed - 12:04 Saturday, 03 October 2015



# BMCRC - MRO Championships 2015 - Rnd 9 @ Brands Hatch Indy

## EDlAsia Formula 400 inc Sub 64 & Rookie 400

### QUALIFYING - SECTOR ANALYSIS

SECTOR 1 = FL to I1, SECTOR 2 = I1 to FL, DIFF = Difference To Personal Best Lap

<b>P1 14</b>		<b>Chris BURRAGE</b>		Kawasaki - Saracen Racing/Seton Tuning			
IDEAL LAP TIME : 51.691		BEST LAP TIME : 51.698		DIFFERENCE : 0.007			
LAP	SECTOR 1	SECTOR 2	LAP TIME	MPH	DIFF	TIME OF DAY	
1 -	35.132	21.871	57.003	76.28	5.305	11:48:58.454	
2 -	32.148	21.304	53.452	81.35	1.754	11:49:51.906	
3 -	31.573	21.061	52.634 (3)	82.61	0.936	11:50:44.540	
4 -	31.709	20.965	52.674	82.55	0.976	11:51:37.214	
5 -	<b>30.812</b>	20.886	<b>51.698 (1)</b>	<b>84.11</b>		<b>11:52:28.912</b>	
6 -	30.900	<b>20.879</b>	51.779 (2)	83.98	0.081	11:53:20.691	
7 -	33.126	IN PIT	2:24.630 P	30.06	1:32.932	11:55:45.321	
8 -	OUTLAP	21.280	58.279	74.61	6.581	11:56:43.600	

<b>P2 11</b>		<b>Dan RUTH</b>		Kawasaki - Richard Ruth			
IDEAL LAP TIME : 52.326		BEST LAP TIME : 52.326		DIFFERENCE : 0.000			
LAP	SECTOR 1	SECTOR 2	LAP TIME	MPH	DIFF	TIME OF DAY	
1 -	34.747	22.370	57.117	76.13	4.791	11:48:59.163	
2 -	32.273	21.485	53.758	80.89	1.432	11:49:52.921	
3 -	31.911	21.283	53.194	81.74	0.868	11:50:46.115	
4 -	32.128	21.229	53.357	81.50	1.031	11:51:39.472	
5 -	34.080	21.425	55.505	78.34	3.179	11:52:34.977	
6 -	32.038	21.107	53.145	81.82	0.819	11:53:28.122	
7 -	31.409	21.382	52.791 (3)	82.37	0.465	11:54:20.913	
8 -	<b>31.325</b>	<b>21.001</b>	<b>52.326 (1)</b>	<b>83.10</b>		<b>11:55:13.239</b>	
9 -	31.440	21.096	52.536 (2)	82.77	0.210	11:56:05.775	
10 -	32.277	21.445	53.722	80.94	1.396	11:56:59.497	
11 -	32.299	21.640	53.939	80.62	1.613	11:57:53.436	

<b>P3 88</b>		<b>Mark THOMPSON</b>		Kawasaki - Flintstone Tyres / David Simon Tuning			
IDEAL LAP TIME : 52.712		BEST LAP TIME : 52.712		DIFFERENCE : 0.000			
LAP	SECTOR 1	SECTOR 2	LAP TIME	MPH	DIFF	TIME OF DAY	
1 -	35.747	22.517	58.264	74.63	5.552	11:49:00.550	
2 -	32.842	22.166	55.008	79.05	2.296	11:49:55.558	
3 -	32.626	21.898	54.524	79.75	1.812	11:50:50.082	
4 -	32.508	21.585	54.093	80.39	1.381	11:51:44.175	
5 -	31.962	21.296	53.258 (2)	81.65	0.546	11:52:37.433	
6 -	32.049	21.347	53.396 (3)	81.44	0.684	11:53:30.829	
7 -	31.694	22.303	53.997	80.53	1.285	11:54:24.826	
8 -	32.393	22.342	54.735	79.44	2.023	11:55:19.561	
9 -	32.204	21.408	53.612	81.11	0.900	11:56:13.173	
10 -	32.266	21.419	53.685	81.00	0.973	11:57:06.858	
11 -	33.649	21.611	55.260	78.69	2.548	11:58:02.118	
12 -	32.255	22.193	54.448	79.86	1.736	11:58:56.566	
13 -	<b>31.491</b>	<b>21.221</b>	<b>52.712 (1)</b>	<b>82.49</b>		<b>11:59:49.278</b>	
14 -	32.987	21.489	54.476	79.82	1.764	12:00:43.754	
15 -	31.976	21.474	53.450	81.35	0.738	12:01:37.204	

<b>P4 51</b>		<b>Emma JARMAN</b>		Kawasaki - RDRacing & EDIAsia			
IDEAL LAP TIME : 52.888		BEST LAP TIME : 53.117		DIFFERENCE : 0.229			
LAP	SECTOR 1	SECTOR 2	LAP TIME	MPH	DIFF	TIME OF DAY	
1 -	37.003	23.146	1:00.149	72.29	7.032	11:49:04.118	
2 -	34.753	22.269	57.022	76.26	3.905	11:50:01.140	
3 -	33.378	21.950	55.328	78.59	2.211	11:50:56.468	
4 -	32.870	21.827	54.697	79.50	1.580	11:51:51.165	
5 -	32.839	21.772	54.611	79.62	1.494	11:52:45.776	
6 -	32.512	21.812	54.324	80.04	1.207	11:53:40.100	
7 -	32.569	21.771	54.340	80.02	1.223	11:54:34.440	
8 -	31.891	21.721	53.612	81.11	0.495	11:55:28.052	
9 -	32.125	21.745	53.870	80.72	0.753	11:56:21.922	
10 -	32.291	21.576	53.867	80.72	0.750	11:57:15.789	
11 -	31.843	21.648	53.491 (3)	81.29	0.374	11:58:09.280	

Weather / Track : Cloudy / Dry

Brands Hatch Indy  
Circuit Length = 1.2079 miles  
Start: 11:47 Flag 12:01 End: 12:02

# BMCRC - MRO Championships 2015 - Rnd 9 @ Brands Hatch Indy

## EDlasia Formula 400 inc Sub 64 & Rookie 400

### QUALIFYING - SECTOR ANALYSIS

SECTOR 1 = FL to I1, SECTOR 2 = I1 to FL, DIFF = Difference To Personal Best Lap

12 -	31.806	21.416	53.222 (2)	81.70	0.105	11:59:02.502
13 -	32.744	<b>21.366</b>	54.110	80.36	0.993	11:59:56.612
14 -	32.402	21.404	53.806	80.82	0.689	12:00:50.418
15 -	<b>31.522</b>	21.595	<b>53.117 (1)</b>	<b>81.86</b>		<b>12:01:43.535</b>

P5 50 Graham HIGLETT			Kawasaki - Face to Face Finance			
IDEAL LAP TIME : 53.399		BEST LAP TIME : 53.441		DIFFERENCE : 0.042		
LAP	SECTOR 1	SECTOR 2	LAP TIME	MPH	DIFF	TIME OF DAY
1 -	37.853	24.287	1:02.140	69.98	8.699	11:49:13.605
2 -	34.786	23.650	58.436	74.41	4.995	11:50:12.041
3 -	33.391	22.519	55.910	77.77	2.469	11:51:07.951
4 -	33.020	22.173	55.193	78.78	1.752	11:52:03.144
5 -	33.174	21.893	55.067	78.96	1.626	11:52:58.211
6 -	32.520	22.393	54.913	79.19	1.472	11:53:53.124
7 -	32.587	21.933	54.520	79.76	1.079	11:54:47.644
8 -	32.529	22.755	55.284	78.65	1.843	11:55:42.928
9 -	32.783	22.182	54.965	79.11	1.524	11:56:37.893
10 -	32.961	22.139	55.100	78.92	1.659	11:57:32.993
11 -	32.124	21.667	53.791 (3)	80.84	0.350	11:58:26.784
12 -	32.085	21.552	53.637 (2)	81.07	0.196	11:59:20.421
13 -	32.214	21.700	53.914	80.65	0.473	12:00:14.335
14 -	<b>31.885</b>	21.556	<b>53.441 (1)</b>	<b>81.37</b>		<b>12:01:07.776</b>
15 -	32.409	<b>21.514</b>	53.923	80.64	0.482	12:02:01.699

P6 2 Andrew GILL			Kawasaki -			
IDEAL LAP TIME : 53.847		BEST LAP TIME : 53.926		DIFFERENCE : 0.079		
LAP	SECTOR 1	SECTOR 2	LAP TIME	MPH	DIFF	TIME OF DAY
1 -	37.058	23.152	1:00.210	72.22	6.284	11:49:03.905
2 -	35.081	22.574	57.655	75.42	3.729	11:50:01.560
3 -	34.052	22.433	56.485	76.98	2.559	11:50:58.045
4 -	34.300	22.232	56.532	76.92	2.606	11:51:54.577
5 -	33.210	22.443	55.653	78.13	1.727	11:52:50.230
6 -	33.166	21.653	54.819	79.32	0.893	11:53:45.049
7 -	32.680	22.069	54.749	79.42	0.823	11:54:39.798
8 -	32.836	21.879	54.715	79.47	0.789	11:55:34.513
9 -	32.694	22.679	55.373	78.53	1.447	11:56:29.886
10 -	32.609	21.667	54.276 (3)	80.12	0.350	11:57:24.162
11 -	33.006	21.826	54.832	79.30	0.906	11:58:18.994
12 -	33.510	21.584	55.094	78.93	1.168	11:59:14.088
13 -	<b>32.301</b>	21.680	53.981 (2)	80.55	0.055	12:00:08.069
14 -	32.380	<b>21.546</b>	<b>53.926 (1)</b>	<b>80.64</b>		<b>12:01:01.995</b>

P7 127 S Adam GREEN			Kawasaki - Royal Air Force Motorsport Association			
IDEAL LAP TIME : 54.371		BEST LAP TIME : 54.371		DIFFERENCE : 0.000		
LAP	SECTOR 1	SECTOR 2	LAP TIME	MPH	DIFF	TIME OF DAY
1 -	37.916	24.744	1:02.660	69.40	8.289	11:49:13.529
2 -	37.026	23.104	1:00.130	72.32	5.759	11:50:13.659
3 -	35.497	23.048	58.545	74.27	4.174	11:51:12.204
4 -	33.667	22.918	56.585	76.85	2.214	11:52:08.789
5 -	34.629	22.475	57.104	76.15	2.733	11:53:05.893
6 -	33.408	22.184	55.592	78.22	1.221	11:54:01.485
7 -	<b>32.617</b>	<b>21.754</b>	<b>54.371 (1)</b>	<b>79.98</b>		<b>11:54:55.856</b>
8 -	33.471	22.554	56.025	77.61	1.654	11:55:51.881
9 -	32.812	22.408	55.220	78.75	0.849	11:56:47.101
10 -	33.293	22.494	55.787	77.95	1.416	11:57:42.888
11 -	33.215	21.831	55.046	78.99	0.675	11:58:37.934
12 -	33.273	22.076	55.349	78.56	0.978	11:59:33.283
13 -	32.705	21.982	54.687 (2)	79.51	0.316	12:00:27.970
14 -	32.785	21.936	54.721 (3)	79.46	0.350	12:01:22.691

Weather / Track : Cloudy / Dry

Brands Hatch Indy  
Circuit Length = 1.2079 miles  
Start: 11:47 Flag 12:01 End: 12:02

# BMCR - MRO Championships 2015 - Rnd 9 @ Brands Hatch Indy

## EDlasia Formula 400 inc Sub 64 & Rookie 400

### QUALIFYING - SECTOR ANALYSIS

SECTOR 1 = FL to I1, SECTOR 2 = I1 to FL, DIFF = Difference To Personal Best Lap

P8 78 S Keith POVAH		Honda - www.78Plate.com ScreenPrinting				
IDEAL LAP TIME : 54.532		BEST LAP TIME : 54.583		DIFFERENCE : 0.051		
LAP	SECTOR 1	SECTOR 2	LAP TIME	MPH	DIFF	TIME OF DAY
1 -	37.994	23.641	1:01.635	70.55	7.052	11:49:16.441
2 -	35.309	23.127	58.436	74.41	3.853	11:50:14.877
3 -	34.436	23.143	57.579	75.52	2.996	11:51:12.456
4 -	34.015	22.814	56.829	76.52	2.246	11:52:09.285
5 -	34.264	22.512	56.776	76.59	2.193	11:53:06.061
6 -	33.242	22.410	55.652	78.13	1.069	11:54:01.713
7 -	32.919	22.483	55.402	78.49	0.819	11:54:57.115
8 -	33.045	22.089	55.134	78.87	0.551	11:55:52.249
9 -	33.019	22.520	55.539	78.29	0.956	11:56:47.788
10 -	33.027	22.198	55.225	78.74	0.642	11:57:43.013
11 -	32.833	22.104	54.937	79.15	0.354	11:58:37.950
12 -	32.862	<b>22.013</b>	54.875 (3)	79.24	0.292	11:59:32.825
13 -	32.770	22.079	54.849 (2)	79.28	0.266	12:00:27.674
14 -	<b>32.519</b>	22.064	<b>54.583 (1)</b>	<b>79.66</b>		<b>12:01:22.257</b>

P9 22 S Dave HARVIEK		Kawasaki - SW Roofing Group				
IDEAL LAP TIME : 54.435		BEST LAP TIME : 54.594		DIFFERENCE : 0.159		
LAP	SECTOR 1	SECTOR 2	LAP TIME	MPH	DIFF	TIME OF DAY
1 -	35.652	23.203	58.855	73.88	4.261	11:49:07.755
2 -	34.647	22.913	57.560	75.54	2.966	11:50:05.315
3 -	33.607	22.163	55.770	77.97	1.176	11:51:01.085
4 -	33.002	22.649	55.651	78.14	1.057	11:51:56.736
5 -	33.693	22.542	56.235	77.32	1.641	11:52:52.971
6 -	33.853	<b>21.827</b>	55.680	78.09	1.086	11:53:48.651
7 -	34.025	22.284	56.309	77.22	1.715	11:54:44.960
8 -	34.362	22.497	56.859	76.48	2.265	11:55:41.819
9 -	32.955	22.432	55.387	78.51	0.793	11:56:37.206
10 -	33.071	23.005	56.076	77.54	1.482	11:57:33.282
11 -	32.738	21.890	54.628 (2)	79.60	0.034	11:58:27.910
12 -	<b>32.608</b>	21.986	<b>54.594 (1)</b>	<b>79.65</b>		<b>11:59:22.504</b>
13 -	32.687	22.915	55.602	78.20	1.008	12:00:18.106
14 -	32.639	22.107	54.746 (3)	79.43	0.152	12:01:12.852
15 -	33.206	22.805	56.011	77.63	1.417	12:02:08.863

P10 55 R Nick COOPER		Aprilia - Skint Racing sponsored by Wemoto.com				
IDEAL LAP TIME : 55.019		BEST LAP TIME : 55.019		DIFFERENCE : 0.000		
LAP	SECTOR 1	SECTOR 2	LAP TIME	MPH	DIFF	TIME OF DAY
1 -	37.039	23.463	1:00.502	71.87	5.483	11:49:05.109
2 -	34.948	22.948	57.896	75.11	2.877	11:50:03.005
3 -	33.850	22.721	56.571	76.86	1.552	11:50:59.576
4 -	34.021	22.845	56.866	76.47	1.847	11:51:56.442
5 -	33.651	22.512	56.163	77.42	1.144	11:52:52.605
6 -	34.606	22.459	57.065	76.20	2.046	11:53:49.670
7 -	33.481	22.428	55.909	77.78	0.890	11:54:45.579
8 -	34.228	23.051	57.279	75.91	2.260	11:55:42.858
9 -	33.597	22.317	55.914	77.77	0.895	11:56:38.772
10 -	33.647	22.586	56.233	77.33	1.214	11:57:35.005
11 -	<b>33.030</b>	<b>21.989</b>	<b>55.019 (1)</b>	<b>79.03</b>		<b>11:58:30.024</b>
12 -	33.580	22.678	56.258	77.29	1.239	11:59:26.282
13 -	33.229	22.286	55.515 (2)	78.33	0.496	12:00:21.797
14 -	33.133	22.482	55.615 (3)	78.19	0.596	12:01:17.412
15 -	34.202	22.861	57.063	76.20	2.044	12:02:14.475

P11 86 Mathew SCOTT		Kawasaki -				
IDEAL LAP TIME : 55.222		BEST LAP TIME : 55.222		DIFFERENCE : 0.000		
LAP	SECTOR 1	SECTOR 2	LAP TIME	MPH	DIFF	TIME OF DAY
1 -	37.309	24.016	1:01.325	70.91	6.103	11:49:21.186

Weather / Track : Cloudy / Dry

Brands Hatch Indy  
Circuit Length = 1.2079 miles  
Start: 11:47 Flag 12:01 End: 12:02

# BMCRC - MRO Championships 2015 - Rnd 9 @ Brands Hatch Indy

## EDlasia Formula 400 inc Sub 64 & Rookie 400

### QUALIFYING - SECTOR ANALYSIS

SECTOR 1 = FL to I1, SECTOR 2 = I1 to FL, DIFF = Difference To Personal Best Lap

2 -	36.785	24.026	1:00.811	71.51	5.589	11:50:21.997
3 -	35.877	23.502	59.379	73.23	4.157	11:51:21.376
4 -	34.147	22.504	56.651	76.76	1.429	11:52:18.027
5 -	33.332	22.252	55.584 (3)	78.23	0.362	11:53:13.611
6 -	33.977	22.740	56.717	76.67	1.495	11:54:10.328
7 -	33.940	22.997	56.937	76.37	1.715	11:55:07.265
8 -	33.476	22.356	55.832	77.88	0.610	11:56:03.097
9 -	36.850	24.306	1:01.156	71.10	5.934	11:57:04.253
10 -	33.752	22.634	56.386	77.12	1.164	11:58:00.639
11 -	33.290	22.660	55.950	77.72	0.728	11:58:56.589
12 -	<b>33.224</b>	<b>21.998</b>	<b>55.222 (1)</b>	<b>78.74</b>		<b>11:59:51.811</b>
13 -	33.270	22.139	55.409 (2)	78.48	0.187	12:00:47.220
14 -	33.402	22.788	56.190	77.39	0.968	12:01:43.410

<b>P12</b>	<b>33 S</b>	<b>Carl JOHNSTONE</b>	Yamaha - EDlasia			
IDEAL LAP TIME : 55.245		BEST LAP TIME : 55.245	DIFFERENCE : 0.000			

LAP	SECTOR 1	SECTOR 2	LAP TIME	MPH	DIFF	TIME OF DAY
1 -	36.103	23.259	59.362	73.25	4.117	11:49:07.026
2 -	34.048	22.586	56.634	76.78	1.389	11:50:03.660
3 -	33.815	22.327	56.142	77.45	0.897	11:50:59.802
4 -	34.029	22.654	56.683	76.71	1.438	11:51:56.485
5 -	<b>33.275</b>	<b>21.970</b>	<b>55.245 (1)</b>	<b>78.71</b>		<b>11:52:51.730</b>
6 -	34.190	22.436	56.626	76.79	1.381	11:53:48.356
7 -	34.016	22.479	56.495	76.97	1.250	11:54:44.851
8 -	34.765	22.788	57.553	75.55	2.308	11:55:42.404
9 -	33.847	22.119	55.966 (3)	77.70	0.721	11:56:38.370
10 -	33.964	22.228	56.192	77.38	0.947	11:57:34.562
11 -	33.550	22.575	56.125	77.48	0.880	11:58:30.687
12 -	33.294	22.506	55.800 (2)	77.93	0.555	11:59:26.487
13 -	35.807	23.384	59.191	73.46	3.946	12:00:25.678
14 -	33.698	22.550	56.248	77.31	1.003	12:01:21.926

<b>P13</b>	<b>27</b>	<b>Wes SMITH</b>	Kawasaki -			
IDEAL LAP TIME : 55.270		BEST LAP TIME : 55.351	DIFFERENCE : 0.081			

LAP	SECTOR 1	SECTOR 2	LAP TIME	MPH	DIFF	TIME OF DAY
1 -	38.434	23.413	1:01.847	70.31	6.496	11:49:09.740
2 -	35.637	23.011	58.648	74.14	3.297	11:50:08.388
3 -	35.174	22.971	58.145	74.78	2.794	11:51:06.533
4 -	34.003	22.263	56.266	77.28	0.915	11:52:02.799
5 -	34.071	22.204	56.275	77.27	0.924	11:52:59.074
6 -	33.562	22.441	56.003	77.64	0.652	11:53:55.077
7 -	33.433	22.162	55.595 (3)	78.21	0.244	11:54:50.672
8 -	33.290	<b>22.061</b>	<b>55.351 (1)</b>	<b>78.56</b>		<b>11:55:46.023</b>
9 -	34.403	22.202	56.605	76.82	1.254	11:56:42.628
10 -	33.800	22.141	55.941	77.73	0.590	11:57:38.569
11 -	33.305	22.242	55.547 (2)	78.28	0.196	11:58:34.116
12 -	<b>33.209</b>	22.549	55.758	77.99	0.407	11:59:29.874
13 -	33.700	22.591	56.291	77.25	0.940	12:00:26.165
14 -	33.365	22.614	55.979	77.68	0.628	12:01:22.144

<b>P14</b>	<b>8 S</b>	<b>Darren CORKETT</b>	Honda -			
IDEAL LAP TIME : 55.176		BEST LAP TIME : 55.383	DIFFERENCE : 0.207			

LAP	SECTOR 1	SECTOR 2	LAP TIME	MPH	DIFF	TIME OF DAY
1 -	37.856	24.018	1:01.874	70.28	6.491	11:49:14.238
2 -	37.788	23.789	1:01.577	70.62	6.194	11:50:15.815
3 -	35.115	23.162	58.277	74.61	2.894	11:51:14.092
4 -	34.453	23.252	57.705	75.35	2.322	11:52:11.797
5 -	35.125	23.245	58.370	74.50	2.987	11:53:10.167
6 -	34.383	22.322	56.705	76.68	1.322	11:54:06.872
7 -	34.019	22.579	56.598	76.83	1.215	11:55:03.470
8 -	33.752	22.861	56.613	76.81	1.230	11:56:00.083
9 -	33.525	22.325	55.850	77.86	0.467	11:56:55.933

Weather / Track : Cloudy / Dry

Brands Hatch Indy  
Circuit Length = 1.2079 miles  
Start: 11:47 Flag 12:01 End: 12:02

# BMCRC - MRO Championships 2015 - Rnd 9 @ Brands Hatch Indy

## EDlasia Formula 400 inc Sub 64 & Rookie 400

### QUALIFYING - SECTOR ANALYSIS

SECTOR 1 = FL to I1, SECTOR 2 = I1 to FL, DIFF = Difference To Personal Best Lap

10 -	33.561	22.688	56.249	77.30	0.866	11:57:52.182
11 -	33.252	22.190	55.442 (3)	78.43	0.059	11:58:47.624
12 -	33.201	22.182	<b>55.383 (1)</b>	<b>78.51</b>		<b>11:59:43.007</b>
13 -	<b>33.115</b>	22.372	55.487	78.37	0.104	12:00:38.494
14 -	33.363	<b>22.061</b>	55.424 (2)	78.46	0.041	12:01:33.918

P15	21	Alan WATSON	Kawasaki - Watson Racing		
IDEAL LAP TIME :	55.524	BEST LAP TIME :	55.524	DIFFERENCE :	0.000

LAP	SECTOR 1	SECTOR 2	LAP TIME	MPH	DIFF	TIME OF DAY
1 -	35.946	22.702	58.648	74.14	3.124	11:49:05.139
2 -	34.628	22.265	56.893	76.43	1.369	11:50:02.032
3 -	34.540	22.285	56.825	76.52	1.301	11:50:58.857
4 -	33.863	22.488	56.351	77.16	0.827	11:51:55.208
5 -	33.909	22.344	56.253 (3)	77.30	0.729	11:52:51.461
6 -	33.968	22.612	56.580	76.85	1.056	11:53:48.041
7 -	34.012	22.558	56.570	76.87	1.046	11:54:44.611
8 -	34.198	22.637	56.835	76.51	1.311	11:55:41.446
9 -	34.064	22.310	56.374	77.13	0.850	11:56:37.820
10 -	33.913	22.283	56.196 (2)	77.38	0.672	11:57:34.016
11 -	<b>33.357</b>	<b>22.167</b>	<b>55.524 (1)</b>	<b>78.31</b>		<b>11:58:29.540</b>

P16	73	Stephen BORN	Honda - Hugh Jorgan Racing		
IDEAL LAP TIME :	55.274	BEST LAP TIME :	55.536	DIFFERENCE :	0.262

LAP	SECTOR 1	SECTOR 2	LAP TIME	MPH	DIFF	TIME OF DAY
1 -	37.180	23.620	1:00.800	71.52	5.264	11:49:14.430
2 -	35.289	22.586	57.875	75.13	2.339	11:50:12.305
3 -	34.298	<b>21.761</b>	56.059	77.57	0.523	11:51:08.364
4 -	33.814	22.168	55.982	77.67	0.446	11:52:04.346
5 -	33.969	22.194	56.163	77.42	0.627	11:53:00.509
6 -	<b>33.513</b>	22.023	<b>55.536 (1)</b>	<b>78.30</b>		<b>11:53:56.045</b>
7 -	33.727	21.877	55.604 (2)	78.20	0.068	11:54:51.649
8 -	33.877	22.245	56.122	77.48	0.586	11:55:47.771
9 -	33.651	21.998	55.649 (3)	78.14	0.113	11:56:43.420
10 -	34.079	22.283	56.362	77.15	0.826	11:57:39.782

P17	81 R	Scott GRANT	Yamaha - SEAGER engineering/Interim FM Solutions		
IDEAL LAP TIME :	55.654	BEST LAP TIME :	55.654	DIFFERENCE :	0.000

LAP	SECTOR 1	SECTOR 2	LAP TIME	MPH	DIFF	TIME OF DAY
1 -	38.483	24.714	1:03.197	68.81	7.543	11:49:15.761
2 -	37.197	23.885	1:01.082	71.19	5.428	11:50:16.843
3 -	35.160	23.545	58.705	74.07	3.051	11:51:15.548
4 -	34.865	23.421	58.286	74.60	2.632	11:52:13.834
5 -	35.126	23.642	58.768	73.99	3.114	11:53:12.602
6 -	35.985	23.793	59.778	72.74	4.124	11:54:12.380
7 -	35.962	IN PIT	2:15.701 P	32.04	1:20.047	11:56:28.081
8 -	OUTLAP	23.244	1:05.388	66.50	9.734	11:57:33.469
9 -	33.461	22.718	56.179 (3)	77.40	0.525	11:58:29.648
10 -	33.801	22.866	56.667	76.73	1.013	11:59:26.315
11 -	33.449	22.591	56.040 (2)	77.59	0.386	12:00:22.355
12 -	<b>33.279</b>	<b>22.375</b>	<b>55.654 (1)</b>	<b>78.13</b>		<b>12:01:18.009</b>
13 -	35.847	23.180	59.027	73.67	3.373	12:02:17.036

P18	23 R	Tham EVANS	Honda -		
IDEAL LAP TIME :	55.739	BEST LAP TIME :	55.972	DIFFERENCE :	0.233

LAP	SECTOR 1	SECTOR 2	LAP TIME	MPH	DIFF	TIME OF DAY
1 -	36.545	23.702	1:00.247	72.17	4.275	11:49:10.525
2 -	35.109	23.485	58.594	74.21	2.622	11:50:09.119
3 -	34.743	23.763	58.506	74.32	2.534	11:51:07.625
4 -	34.026	22.636	56.662	76.74	0.690	11:52:04.287
5 -	33.663	<b>22.634</b>	56.297	77.24	0.325	11:53:00.584

Weather / Track : Cloudy / Dry

Brands Hatch Indy  
Circuit Length = 1.2079 miles  
Start: 11:47 Flag 12:01 End: 12:02

# BMCRC - MRO Championships 2015 - Rnd 9 @ Brands Hatch Indy

## EDlasia Formula 400 inc Sub 64 & Rookie 400

### QUALIFYING - SECTOR ANALYSIS

SECTOR 1 = FL to I1, SECTOR 2 = I1 to FL, DIFF = Difference To Personal Best Lap

6 -	34.373	23.169	57.542	75.57	1.570	11:53:58.126
7 -	34.560	22.995	57.555	75.55	1.583	11:54:55.681
8 -	33.505	22.729	56.234 (2)	77.33	0.262	11:55:51.915
9 -	33.935	23.978	57.913	75.08	1.941	11:56:49.828
10 -	33.869	23.279	57.148	76.09	1.176	11:57:46.976
11 -	33.540	22.715	56.255 (3)	77.30	0.283	11:58:43.231
12 -	33.455	23.283	56.738	76.64	0.766	11:59:39.969
13 -	33.431	22.836	56.267	77.28	0.295	12:00:36.236
14 -	<b>33.105</b>	22.867	<b>55.972 (1)</b>	<b>77.69</b>		<b>12:01:32.208</b>

P19 47		Allan CLARK		Kawasaki - A Clark & Sons Builders			
IDEAL LAP TIME : 56.012		BEST LAP TIME : 56.189		DIFFERENCE : 0.177			
LAP	SECTOR 1	SECTOR 2	LAP TIME	MPH	DIFF	TIME OF DAY	
1 -	38.254	24.928	1:03.182	68.82	6.993	11:49:24.244	
2 -	35.824	23.431	59.255	73.38	3.066	11:50:23.499	
3 -	35.637	22.808	58.445	74.40	2.256	11:51:21.944	
4 -	34.292	22.651	56.943	76.36	0.754	11:52:18.887	
5 -	34.058	22.667	56.725	76.66	0.536	11:53:15.612	
6 -	33.899	22.730	56.629 (3)	76.79	0.440	11:54:12.241	
7 -	36.324	23.605	59.929	72.56	3.740	11:55:12.170	
8 -	34.291	22.571	56.862	76.47	0.673	11:56:09.032	
9 -	<b>33.723</b>	22.754	56.477 (2)	76.99	0.288	11:57:05.509	
10 -	33.900	<b>22.289</b>	<b>56.189 (1)</b>	<b>77.39</b>		<b>11:58:01.698</b>	
11 -	34.172	22.682	56.854	76.48	0.665	11:58:58.552	
12 -	34.607	22.833	57.440	75.70	1.251	11:59:55.992	
13 -	34.576	23.101	57.677	75.39	1.488	12:00:53.669	
14 -	34.108	22.671	56.779	76.58	0.590	12:01:50.448	

P20 82		Daniel JEFFERSON		Kawasaki -			
IDEAL LAP TIME : 56.187		BEST LAP TIME : 56.257		DIFFERENCE : 0.070			
LAP	SECTOR 1	SECTOR 2	LAP TIME	MPH	DIFF	TIME OF DAY	
1 -	37.037	24.239	1:01.276	70.96	5.019	11:49:20.948	
2 -	36.548	23.387	59.935	72.55	3.678	11:50:20.883	
3 -	36.647	23.355	1:00.002	72.47	3.745	11:51:20.885	
4 -	34.244	22.769	57.013	76.27	0.756	11:52:17.898	
5 -	33.885	<b>22.372</b>	<b>56.257 (1)</b>	<b>77.29</b>		<b>11:53:14.155</b>	
6 -	34.091	22.449	56.540 (2)	76.91	0.283	11:54:10.695	
7 -	<b>33.815</b>	23.075	56.890	76.43	0.633	11:55:07.585	
8 -	35.044	23.075	58.119	74.82	1.862	11:56:05.704	
9 -	34.847	24.247	59.094	73.58	2.837	11:57:04.798	
10 -	33.982	22.722	56.704	76.68	0.447	11:58:01.502	
11 -	33.855	22.977	56.832	76.51	0.575	11:58:58.334	
12 -	34.608	22.941	57.549	75.56	1.292	11:59:55.883	
13 -	34.422	23.009	57.431	75.71	1.174	12:00:53.314	
14 -	33.942	22.757	56.699 (3)	76.69	0.442	12:01:50.013	

P21 63		Daniel HARDY		Kawasaki - Susan Beddall Holistic Training			
IDEAL LAP TIME : 56.185		BEST LAP TIME : 56.399		DIFFERENCE : 0.214			
LAP	SECTOR 1	SECTOR 2	LAP TIME	MPH	DIFF	TIME OF DAY	
1 -	37.757	24.346	1:02.103	70.02	5.704	11:49:13.737	
2 -	36.923	23.070	59.993	72.48	3.594	11:50:13.730	
3 -	34.874	23.618	58.492	74.34	2.093	11:51:12.222	
4 -	35.965	23.544	59.509	73.07	3.110	11:52:11.731	
5 -	35.123	23.277	58.400	74.46	2.001	11:53:10.131	
6 -	34.929	<b>22.522</b>	57.451	75.69	1.052	11:54:07.582	
7 -	34.259	22.565	56.824	76.52	0.425	11:55:04.406	
8 -	33.974	22.544	56.518 (3)	76.94	0.119	11:56:00.924	
9 -	33.855	22.632	56.487 (2)	76.98	0.088	11:56:57.411	
10 -	<b>33.663</b>	22.736	<b>56.399 (1)</b>	<b>77.10</b>		<b>11:57:53.810</b>	
11 -	34.215	22.651	56.866	76.47	0.467	11:58:50.676	
12 -	34.518	22.889	57.407	75.75	1.008	11:59:48.083	
13 -	34.192	23.069	57.261	75.94	0.862	12:00:45.344	

Weather / Track : Cloudy / Dry

Brands Hatch Indy  
Circuit Length = 1.2079 miles  
Start: 11:47 Flag 12:01 End: 12:02

# BMCRC - MRO Championships 2015 - Rnd 9 @ Brands Hatch Indy

## EDlasia Formula 400 inc Sub 64 & Rookie 400

### QUALIFYING - SECTOR ANALYSIS

SECTOR 1 = FL to I1, SECTOR 2 = I1 to FL, DIFF = Difference To Personal Best Lap

14 - 34.566 23.134 57.700 75.36 1.301 12:01:43.044

<b>P22 39</b>		<b>Elwyn FRYER</b>		Kawasaki - South Coast Appliances/Hoover UK			
IDEAL LAP TIME : 56.585		BEST LAP TIME : 56.702		DIFFERENCE : 0.117			
LAP	SECTOR 1	SECTOR 2	LAP TIME	MPH	DIFF	TIME OF DAY	
1 -	38.774	23.541	1:02.315	69.78	5.613	11:49:11.388	
2 -	36.373	23.290	59.663	72.88	2.961	11:50:11.051	
3 -	35.710	22.861	58.571	74.24	1.869	11:51:09.622	
4 -	36.042	22.872	58.914	73.81	2.212	11:52:08.536	
5 -	35.097	22.829	57.926	75.07	1.224	11:53:06.462	
6 -	35.013	22.574	57.587	75.51	0.885	11:54:04.049	
7 -	34.520	22.561	57.081 (3)	76.18	0.379	11:55:01.130	
8 -	35.083	23.554	58.637	74.16	1.935	11:55:59.767	
9 -	34.808	22.752	57.560	75.54	0.858	11:56:57.327	
10 -	34.797	22.334	57.131	76.11	0.429	11:57:54.458	
11 -	35.093	22.393	57.486	75.64	0.784	11:58:51.944	
12 -	34.661	<b>22.288</b>	56.949 (2)	76.35	0.247	11:59:48.893	
<b>13 -</b>	<b>34.297</b>	22.405	<b>56.702 (1)</b>	<b>76.69</b>		<b>12:00:45.595</b>	
14 -	34.736	22.436	57.172	76.06	0.470	12:01:42.767	

<b>P23 54</b>		<b>Eric GORRIDGE</b>		Kawasaki -			
IDEAL LAP TIME : 57.331		BEST LAP TIME : 57.331		DIFFERENCE : 0.000			
LAP	SECTOR 1	SECTOR 2	LAP TIME	MPH	DIFF	TIME OF DAY	
1 -	37.492	24.151	1:01.643	70.54	4.312	11:49:12.133	
2 -	36.005	23.930	59.935	72.55	2.604	11:50:12.068	
3 -	35.857	24.125	59.982	72.49	2.651	11:51:12.050	
4 -	35.977	23.275	59.252	73.39	1.921	11:52:11.302	
5 -	35.190	23.157	58.347	74.53	1.016	11:53:09.649	
6 -	35.492	23.575	59.067	73.62	1.736	11:54:08.716	
7 -	35.385	23.051	58.436	74.41	1.105	11:55:07.152	
8 -	35.152	23.023	58.175 (3)	74.75	0.844	11:56:05.327	
9 -	35.140	24.899	1:00.039	72.42	2.708	11:57:05.366	
10 -	35.381	22.805	58.186	74.73	0.855	11:58:03.552	
11 -	35.174	22.898	58.072 (2)	74.88	0.741	11:59:01.624	
12 -	34.997	23.536	58.533	74.29	1.202	12:00:00.157	
13 -	35.405	23.361	58.766	73.99	1.435	12:00:58.923	
<b>14 -</b>	<b>34.863</b>	<b>22.468</b>	<b>57.331 (1)</b>	<b>75.85</b>		<b>12:01:56.254</b>	

<b>P24 72</b>		<b>Kevin MILLER</b>		Honda - Mechanical Air Supplies Ltd			
IDEAL LAP TIME : 57.418		BEST LAP TIME : 57.418		DIFFERENCE : 0.000			
LAP	SECTOR 1	SECTOR 2	LAP TIME	MPH	DIFF	TIME OF DAY	
1 -	39.540	24.778	1:04.318	67.61	6.900	11:49:13.193	
2 -	36.602	23.809	1:00.411	71.98	2.993	11:50:13.604	
3 -	37.125	23.870	1:00.995	71.29	3.577	11:51:14.599	
4 -	35.618	23.273	58.891	73.84	1.473	11:52:13.490	
5 -	35.203	23.421	58.624	74.17	1.206	11:53:12.114	
6 -	35.189	23.179	58.368	74.50	0.950	11:54:10.482	
7 -	35.129	23.298	58.427	74.42	1.009	11:55:08.909	
8 -	34.822	23.324	58.146 (3)	74.78	0.728	11:56:07.055	
9 -	34.886	23.711	58.597	74.21	1.179	11:57:05.652	
10 -	35.350	23.095	58.445	74.40	1.027	11:58:04.097	
11 -	34.845	23.384	58.229	74.68	0.811	11:59:02.326	
12 -	35.144	24.339	59.483	73.10	2.065	12:00:01.809	
13 -	34.947	23.168	58.115 (2)	74.82	0.697	12:00:59.924	
<b>14 -</b>	<b>34.379</b>	<b>23.039</b>	<b>57.418 (1)</b>	<b>75.73</b>		<b>12:01:57.342</b>	

<b>P25 58</b>		<b>Steve YOUNG</b>		Kawasaki - Cadmatic			
IDEAL LAP TIME : 57.608		BEST LAP TIME : 57.608		DIFFERENCE : 0.000			
LAP	SECTOR 1	SECTOR 2	LAP TIME	MPH	DIFF	TIME OF DAY	
1 -	38.168	23.923	1:02.091	70.03	4.483	11:49:25.533	

Weather / Track : Cloudy / Dry

Brands Hatch Indy  
Circuit Length = 1.2079 miles  
Start: 11:47 Flag 12:01 End: 12:02



# BMCRC - MRO Championships 2015 - Rnd 9 @ Brands Hatch Indy

## EDlasia Formula 400 inc Sub 64 & Rookie 400

### QUALIFYING - SECTOR ANALYSIS

SECTOR 1 = FL to I1, SECTOR 2 = I1 to FL, DIFF = Difference To Personal Best Lap

2 -	37.911	25.423	1:03.334	68.66	5.726	11:50:28.867
3 -	36.709	23.504	1:00.213	72.22	2.605	11:51:29.080
4 -	36.096	23.562	59.658	72.89	2.050	11:52:28.738
5 -	34.916	23.152	58.068 (3)	74.88	0.460	11:53:26.806
6 -	35.312	23.617	58.929	73.79	1.321	11:54:25.735
7 -	35.227	23.497	58.724	74.05	1.116	11:55:24.459
8 -	35.756	23.336	59.092	73.59	1.484	11:56:23.551
9 -	35.837	23.223	59.060	73.63	1.452	11:57:22.611
10 -	35.166	23.259	58.425	74.43	0.817	11:58:21.036
11 -	35.065	22.925	57.990 (2)	74.98	0.382	11:59:19.026
12 -	35.919	23.587	59.506	73.07	1.898	12:00:18.532
13 -	<b>34.849</b>	<b>22.759</b>	<b>57.608 (1)</b>	<b>75.48</b>		<b>12:01:16.140</b>

P26 43 R Peter RANDALL		Kawasaki -				
IDEAL LAP TIME : 57.319		BEST LAP TIME : 57.805		DIFFERENCE : 0.486		
LAP	SECTOR 1	SECTOR 2	LAP TIME	MPH	DIFF	TIME OF DAY
1 -	37.374	24.085	1:01.459	70.75	3.654	11:49:07.709
2 -	36.679	24.055	1:00.734	71.60	2.929	11:50:08.443
3 -	36.286	23.556	59.842	72.66	2.037	11:51:08.285
4 -	36.654	23.633	1:00.287	72.13	2.482	11:52:08.572
5 -	35.945	23.674	59.619	72.93	1.814	11:53:08.191
6 -	35.239	23.088	58.327	74.55	0.522	11:54:06.518
7 -	35.040	<b>22.808</b>	57.848 (3)	75.17	0.043	11:55:04.366
8 -	34.700	23.462	58.162	74.76	0.357	11:56:02.528
9 -	37.234	24.295	1:01.529	70.67	3.724	11:57:04.057
10 -	35.683	23.334	59.017	73.68	1.212	11:58:03.074
11 -	35.219	22.940	58.159	74.77	0.354	11:59:01.233
12 -	34.914	22.896	57.810 (2)	75.22	0.005	11:59:59.043
13 -	35.398	23.576	58.974	73.73	1.169	12:00:58.017
14 -	<b>34.511</b>	23.294	<b>57.805 (1)</b>	<b>75.22</b>		<b>12:01:55.822</b>

P27 91 S Keith TERRY		Honda - 23 Tuning				
IDEAL LAP TIME : 57.833		BEST LAP TIME : 57.947		DIFFERENCE : 0.114		
LAP	SECTOR 1	SECTOR 2	LAP TIME	MPH	DIFF	TIME OF DAY
1 -	38.351	24.730	1:03.081	68.93	5.134	11:49:17.627
2 -	37.241	24.559	1:01.800	70.36	3.853	11:50:19.427
3 -	38.103	23.961	1:02.064	70.06	4.117	11:51:21.491
4 -	35.867	23.742	59.609	72.95	1.662	11:52:21.100
5 -	36.120	23.958	1:00.078	72.38	2.131	11:53:21.178
6 -	36.077	23.789	59.866	72.63	1.919	11:54:21.044
7 -	35.661	23.767	59.428	73.17	1.481	11:55:20.472
8 -	35.808	23.298	59.106	73.57	1.159	11:56:19.578
9 -	35.851	23.282	59.133	73.53	1.186	11:57:18.711
10 -	35.649	23.612	59.261	73.38	1.314	11:58:17.972
11 -	35.631	<b>23.107</b>	58.738 (3)	74.03	0.791	11:59:16.710
12 -	34.837	23.110	<b>57.947 (1)</b>	<b>75.04</b>		<b>12:00:14.657</b>
13 -	<b>34.726</b>	23.397	58.123 (2)	74.81	0.176	12:01:12.780

P28 178 S Richard MORRIS		Suzuki - Mark 1 Diggers				
IDEAL LAP TIME : 58.462		BEST LAP TIME : 58.777		DIFFERENCE : 0.315		
LAP	SECTOR 1	SECTOR 2	LAP TIME	MPH	DIFF	TIME OF DAY
1 -	39.130	24.640	1:03.770	68.19	4.993	11:49:20.459
2 -	37.202	24.348	1:01.550	70.65	2.773	11:50:22.009
3 -	37.248	24.048	1:01.296	70.94	2.519	11:51:23.305
4 -	36.564	23.679	1:00.243	72.18	1.466	11:52:23.548
5 -	35.548	23.291	58.839 (2)	73.90	0.062	11:53:22.387
6 -	35.903	23.184	59.087	73.59	0.310	11:54:21.474
7 -	36.148	23.480	59.628	72.92	0.851	11:55:21.102
8 -	35.529	23.655	59.184	73.47	0.407	11:56:20.286
9 -	36.933	23.781	1:00.714	71.62	1.937	11:57:21.000
10 -	<b>35.492</b>	23.457	58.949 (3)	73.76	0.172	11:58:19.949
11 -	35.807	<b>22.970</b>	<b>58.777 (1)</b>	<b>73.98</b>		<b>11:59:18.726</b>

Weather / Track : Cloudy / Dry

Brands Hatch Indy  
Circuit Length = 1.2079 miles  
Start: 11:47 Flag 12:01 End: 12:02

# BMCRC - MRO Championships 2015 - Rnd 9 @ Brands Hatch Indy

## EDlasia Formula 400 inc Sub 64 & Rookie 400

### QUALIFYING - SECTOR ANALYSIS

SECTOR 1 = FL to I1, SECTOR 2 = I1 to FL, DIFF = Difference To Personal Best Lap

12 -	35.988	23.405	59.393	73.21	0.616	12:00:18.119
13 -	36.173	22.992	59.165	73.49	0.388	12:01:17.284
14 -	37.641	23.974	1:01.615	70.57	2.838	12:02:18.899

P29 134 R		Debbie PETTET		Kawasaki - Chris Pettet		
IDEAL LAP TIME : 1:02.464		BEST LAP TIME : 1:02.565		DIFFERENCE : 0.101		
LAP	SECTOR 1	SECTOR 2	LAP TIME	MPH	DIFF	TIME OF DAY
1 -	38.913	25.634	1:04.547	67.37	1.982	11:49:24.429
2 -	38.749	25.594	1:04.343	67.58	1.778	11:50:28.772
3 -	38.450	25.666	1:04.116	67.82	1.551	11:51:32.888
<b>4 -</b>	<b>37.708</b>	<b>24.857</b>	<b>1:02.565 (1)</b>	<b>69.50</b>		<b>11:52:35.453</b>
5 -	37.883	25.123	1:03.006 (2)	69.01	0.441	11:53:38.459
6 -	37.679	25.462	1:03.141 (3)	68.87	0.576	11:54:41.600
7 -	<b>37.607</b>	25.843	1:03.450	68.53	0.885	11:55:45.050
8 -	38.869	25.637	1:04.506	67.41	1.941	11:56:49.556
9 -	37.949	25.971	1:03.920	68.03	1.355	11:57:53.476
10 -	38.713	25.621	1:04.334	67.59	1.769	11:58:57.810
11 -	38.446	26.005	1:04.451	67.47	1.886	12:00:02.261
12 -	38.877	25.318	1:04.195	67.74	1.630	12:01:06.456
13 -	38.694	25.771	1:04.465	67.45	1.900	12:02:10.921

P30 123 R		Heather BELCHER		Kawasaki - Camclad Contractors		
IDEAL LAP TIME : 1:02.448		BEST LAP TIME : 1:02.894		DIFFERENCE : 0.446		
LAP	SECTOR 1	SECTOR 2	LAP TIME	MPH	DIFF	TIME OF DAY
1 -	45.515	27.297	1:12.812	59.72	9.918	11:49:37.456
2 -	41.356	25.560	1:06.916	64.98	4.022	11:50:44.372
3 -	38.663	24.611	1:03.274 (3)	68.72	0.380	11:51:47.646
<b>4 -</b>	<b>38.261</b>	<b>24.633</b>	<b>1:02.894 (1)</b>	<b>69.14</b>		<b>11:52:50.540</b>
5 -	39.374	<b>24.192</b>	1:03.566	68.41	0.672	11:53:54.106
6 -	38.986	24.656	1:03.642	68.32	0.748	11:54:57.748
7 -	<b>38.256</b>	24.993	1:03.249 (2)	68.75	0.355	11:56:00.997
8 -	38.584	26.001	1:04.585	67.33	1.691	11:57:05.582

P31 28 S		Kurt HODGSON		Honda - 14-year-old-wet-race-tyres.com		
IDEAL LAP TIME : 1:13.308		BEST LAP TIME : 8:00.467		DIFFERENCE : 6:47.159		
LAP	SECTOR 1	SECTOR 2	LAP TIME	MPH	DIFF	TIME OF DAY
<b>1 -</b>	<b>7:30.891</b>	<b>29.576</b>	<b>8:00.467 (1)</b>	<b>9.05</b>		<b>11:56:35.571</b>

# BMCRC - MRO Championships 2015 - Rnd 9 @ Brands Hatch Indy

## EDlasia Formula 400 inc Sub 64 & Rookie 400

### QUALIFYING - BEST SECTORS

SECTOR 1			SECTOR 2			IDEAL / BEST COMPARISON						
POS	NO	NAME	TIME	NO	NAME	TIME	POS	NO	NAME	IDEAL	BEST	DIFF
									<b>PERFECT LAP</b>	<b>51.691</b>		
1	14	BURRAGE	<b>30.812</b>	14	BURRAGE	<b>20.879</b>	1	14	BURRAGE	51.691	51.698	0.007
2	11	RUTH	<b>31.325</b>	11	RUTH	<b>21.001</b>	2	11	RUTH	52.326	52.326	0.000
3	88	THOMPSON	<b>31.491</b>	88	THOMPSON	<b>21.221</b>	3	88	THOMPSON	52.712	52.712	0.000
4	51	JARMAN	<b>31.522</b>	51	JARMAN	<b>21.366</b>	4	51	JARMAN	52.888	53.117	0.229
5	50	HIGLETT	<b>31.885</b>	50	HIGLETT	<b>21.514</b>	5	50	HIGLETT	53.399	53.441	0.042
6	2	GILL	<b>32.301</b>	2	GILL	<b>21.546</b>	6	2	GILL	53.847	53.926	0.079
7	78	POVAH	<b>32.519</b>	127	GREEN	<b>21.754</b>	7	127	GREEN	54.371	54.371	0.000
8	22	HARVIEK	<b>32.608</b>	73	BORN	<b>21.761</b>	8	22	HARVIEK	54.435	54.594	0.159
9	127	GREEN	<b>32.617</b>	22	HARVIEK	<b>21.827</b>	9	78	POVAH	54.532	54.583	0.051
10	55	COOPER	<b>33.030</b>	33	JOHNSTONE	<b>21.970</b>	10	55	COOPER	55.019	55.019	0.000
11	23	EVANS	<b>33.105</b>	55	COOPER	<b>21.989</b>	11	8	CORKETT	55.176	55.383	0.207
12	8	CORKETT	<b>33.115</b>	86	SCOTT	<b>21.998</b>	12	86	SCOTT	55.222	55.222	0.000
13	27	SMITH	<b>33.209</b>	78	POVAH	<b>22.013</b>	13	33	JOHNSTONE	55.245	55.245	0.000
14	86	SCOTT	<b>33.224</b>	27	SMITH	<b>22.061</b>	14	27	SMITH	55.270	55.351	0.081
15	33	JOHNSTONE	<b>33.275</b>	8	CORKETT	<b>22.061</b>	15	73	BORN	55.274	55.536	0.262
16	81	GRANT	<b>33.279</b>	21	WATSON	<b>22.167</b>	16	21	WATSON	55.524	55.524	0.000
17	21	WATSON	<b>33.357</b>	39	FRYER	<b>22.288</b>	17	81	GRANT	55.654	55.654	0.000
18	73	BORN	<b>33.513</b>	47	CLARK	<b>22.289</b>	18	23	EVANS	55.739	55.972	0.233
19	63	HARDY	<b>33.663</b>	82	JEFFERSON	<b>22.372</b>	19	47	CLARK	56.012	56.189	0.177
20	47	CLARK	<b>33.723</b>	81	GRANT	<b>22.375</b>	20	63	HARDY	56.185	56.399	0.214
21	82	JEFFERSON	<b>33.815</b>	54	GORRIDGE	<b>22.468</b>	21	82	JEFFERSON	56.187	56.257	0.070
22	39	FRYER	<b>34.297</b>	63	HARDY	<b>22.522</b>	22	39	FRYER	56.585	56.702	0.117
23	72	MILLER	<b>34.379</b>	23	EVANS	<b>22.634</b>	23	43	RANDALL	57.319	57.805	0.486
24	43	RANDALL	<b>34.511</b>	58	YOUNG	<b>22.759</b>	24	54	GORRIDGE	57.331	57.331	0.000
25	91	TERRY	<b>34.726</b>	43	RANDALL	<b>22.808</b>	25	72	MILLER	57.418	57.418	0.000
26	58	YOUNG	<b>34.849</b>	178	MORRIS	<b>22.970</b>	26	58	YOUNG	57.608	57.608	0.000
27	54	GORRIDGE	<b>34.863</b>	72	MILLER	<b>23.039</b>	27	91	TERRY	57.833	57.947	0.114
28	178	MORRIS	<b>35.492</b>	91	TERRY	<b>23.107</b>	28	178	MORRIS	58.462	58.777	0.315
29	134	PETTET	<b>37.607</b>	123	BELCHER	<b>24.192</b>	29	123	BELCHER	1:02.448	1:02.894	0.446
30	123	BELCHER	<b>38.256</b>	134	PETTET	<b>24.857</b>	30	134	PETTET	1:02.464	1:02.565	0.101
31	28	HODGSON	<b>43.732</b>	28	HODGSON	<b>29.576</b>	31	28	HODGSON	1:13.308	8:00.467	5:47.159
32												



# BMCRC - MRO Championships 2015 - Rnd 9 @ Brands Hatch Indy

## EDlasia Formula 400 inc Sub 64 & Rookie 400

### RACE 3 - CLASSIFICATION

POS	NO	CL	PIC NAME	ENTRY	LAPS	TIME	GAP	DIFF	MPH	BEST	ON
1	11		Dan RUTH	Kawasaki - Richard Ruth	14	12:15.913			82.72	51.620	7
2	88		Mark THOMPSON	Kawasaki - Flintstone Tyres / David Simon Tuning	14	12:27.709	11.796	11.796	81.42	52.064	9
3	50		Graham HIGLETT	Kawasaki - Face to Face Finance	14	12:28.732	12.819	1.023	81.31	52.466	7
4	86		Mathew SCOTT	Kawasaki -	14	12:38.588	22.675	9.856	80.25	52.939	6
5	33	S	Carl JOHNSTONE	Yamaha - EDlasia	14	12:49.774	33.861	11.186	79.08	53.382	14
6	27		Wes SMITH	Kawasaki -	14	12:50.730	34.817	0.956	78.99	53.749	14
7	78	S	Keith POVAH	Honda - www.78Plate.com ScreenPrinting	14	12:52.502	36.589	1.772	78.80	54.042	10
8	22	S	Dave HARVIEK	Kawasaki - SW Roofing Group	14	12:52.587	36.674	0.085	78.80	54.020	9
9	21*		Alan WATSON	Kawasaki - Watson Racing	14	12:58.556	42.643	5.969	78.19	53.595	11
10	73		Stephen BORN	Honda - Hugh Jorgan Racing	14	13:03.663	47.750	5.107	77.68	54.912	3
11	8	S	Darren CORKETT	Honda -	14	13:04.777	48.864	1.114	77.57	54.799	6
12	82		Daniel JEFFERSON	Kawasaki -	14	13:06.715	50.802	1.938	77.38	55.016	7
13	81	R	Scott GRANT	Yamaha - SEAGER engineering/Interim FM Solutior	14	13:08.166	52.253	1.451	77.24	55.146	7
14	63		Daniel HARDY	Kawasaki - Susan Beddall Holistic Training	13	12:15.456	1 Lap	1 Lap	76.86	55.020	13
15	23	R	Tham EVANS	Honda -	13	12:16.375	1 Lap	0.919	76.77	55.261	12
16	55	R	Nick COOPER	Aprilia - Skint Racing sponsored by Wemoto.com	13	12:16.977	1 Lap	0.602	76.70	55.446	13
17	54		Eric GORRIDGE	Kawasaki -	13	12:17.128	1 Lap	0.151	76.69	55.302	8
18	39		Elwyn FRYER	Kawasaki - South Coast Appliances/Hoover UK	13	12:18.123	1 Lap	0.995	76.58	55.194	12
19	47		Allan CLARK	Kawasaki - A Clark & Sons Builders	13	12:18.227	1 Lap	0.104	76.57	55.232	12
20	29	R	Giles HARWOOD	Yamaha -	13	12:37.584	1 Lap	19.357	74.62	56.584	3
21	91	S	Keith TERRY	Honda - 23 Tuning	13	12:38.884	1 Lap	1.300	74.49	57.121	7
22	72		Kevin MILLER	Honda - Mechanical Air Supplies Ltd	13	12:39.209	1 Lap	0.325	74.46	56.893	7
23	43	R	Peter RANDALL	Kawasaki -	13	12:42.029	1 Lap	2.820	74.18	57.072	7
24	58		Steve YOUNG	Kawasaki - Cadmatic	13	12:45.994	1 Lap	3.965	73.80	56.946	9
25	178	S	Richard MORRIS	Suzuki - Mark 1 Diggers	13	12:57.315	1 Lap	11.321	72.72	57.371	9
26	134	R	Debbie PETTET	Kawasaki - Chris Pettet	12	12:41.723	2 Laps	1 Lap	68.50	1:01.933	2
27	28	S	Kurt HODGSON	Honda - 14-year-old-wet-race-tyres.com	12	12:50.218	2 Laps	8.495	67.75	1:01.007	2

#### NOT CLASSIFIED

DNF	51		Emma JARMAN	Kawasaki - RDRacing & EDIAsia	10	8:49.628	4 Laps	2 Laps	82.10	52.059	3
DNF	14		Chris BURRAGE	Kawasaki - Saracen Racing/Seton Tuning	2	1:48.579	12 Laps	8 Laps	80.09	52.203	2
DNF	2		Andrew GILL	Kawasaki -	0						
DNF	127	S	Adam GREEN	Kawasaki - Royal Air Force Motorsport Association	0						
DNF	104	R	David OGDEN	Yamaha - M & M Motorcycles, Cambridge	0						
DNF	123	R	Heather BELCHER	Kawasaki - Camclad Contractors	0						

#### FASTEST LAP

11			Dan RUTH	Kawasaki - Richard Ruth	7	51.620		84.24 mph	135.57 kph
33	S		Carl JOHNSTONE	Yamaha - EDlasia	14	53.382		81.46 mph	131.10 kph
81	R		Scott GRANT	Yamaha - SEAGER engineering/Interim FM Solutior	7	55.146		78.85 mph	126.90 kph

\* No. 21 - 10 second penalty - jump start  
 Class - 90% of Race Speed = 74.44 mph  
 Class S - 90% of Race Speed = 71.17 mph  
 Class R - 90% of Race Speed = 69.51 mph

Brands Hatch Indy  
 Circuit Length = 1.2079 miles  
 Start: 15:15 Flag 15:27 End: 15:28

Weather / Track : Cloudy / Dry

These results are provisional until the conclusion of any judicial and technical matters.

Clerk Of Course :	Timekeeper :
-------------------	--------------

Results can be found at [www.tsl-timing.com](http://www.tsl-timing.com)

Printed - 15:29 Saturday, 03 October 2015





# BMCRC - MRO Championships 2015 - Rnd 9 @ Brands Hatch Indy

## EDlasia Formula 400 inc Sub 64 & Rookie 400

### RACE 3 - LAP CHART

27	31.328	54.503	73	45.644	55.248
33	31.407	54.118	8	46.337	55.014
78	32.383	54.527	82	49.035	55.226
22	32.571	55.371	81	50.315	55.467
73	39.815	55.592	63	53.123	55.020
8	41.266	54.988			
82	43.203	55.316			
81	44.247	55.288			
63	47.342	55.563			
23	48.268	55.497			
55	48.677	55.804			
54	48.786	55.493			
39	49.421	55.726			
47	49.947	55.587			

#### LAP 14 @ 15:27:41.578

NO	BEHIND	LAP TIME
----	--------	----------

11		53.580
23	1 Lap	55.631
55	1 Lap	55.446
54	1 Lap	55.490
39	1 Lap	56.293
47	1 Lap	55.833
88	11.796	53.255
50	12.819	52.726
29	1 Lap	58.236
86	22.675	53.213
91	1 Lap	57.506
72	1 Lap	57.432
134	2 Laps	1:02.933
43	1 Lap	58.980
58	1 Lap	58.012
21	32.643	53.677
33	33.861	53.382
28	2 Laps	1:08.144
27	34.817	53.749
78	36.589	54.695
22	36.674	54.553
178	1 Lap	1:00.061
73	47.750	55.686
8	48.864	56.107
82	50.802	55.347
81	52.253	55.518

#### LAP 12 @ 15:25:55.464

NO	BEHIND	LAP TIME
----	--------	----------

11		52.584
134	2 Laps	1:03.382
28	2 Laps	1:03.260
88	11.693	54.012
29	1 Lap	57.011
50	12.938	54.483
91	1 Lap	57.588
72	1 Lap	57.528
43	1 Lap	57.458
58	1 Lap	59.304
86	22.506	53.542
178	1 Lap	1:00.069
21	30.908	53.666
33	32.759	53.936
27	33.168	54.424
78	33.960	54.161
22	34.090	54.103
73	42.930	55.699
8	43.857	55.175
82	46.343	55.724
81	47.382	55.719
63	50.637	55.879
23	50.945	55.261
55	51.732	55.639
54	51.839	55.637
39	52.031	55.194

#### LAP 13 @ 15:26:47.998

NO	BEHIND	LAP TIME
----	--------	----------

11		52.534
47	1 Lap	55.232
88	12.121	52.962
50	13.673	53.269
134	2 Laps	1:02.500
29	1 Lap	56.860
91	1 Lap	57.404
72	1 Lap	57.393
28	2 Laps	1:03.093
43	1 Lap	58.182
86	23.042	53.070
58	1 Lap	57.478
21	32.546	54.172
33	34.059	53.834
27	34.648	54.014
178	1 Lap	1:00.194
78	35.474	54.048
22	35.701	54.145

Weather / Track : Cloudy / Dry

# BMCRC - MRO Championships 2015 - Rnd 9 @ Brands Hatch Indy

## EDlasia Formula 400 inc Sub 64 & Rookie 400

### RACE 3 - SECTOR ANALYSIS

SECTOR 1 = FL to I1, SECTOR 2 = I1 to FL, DIFF = Difference To Personal Best Lap

<b>P1 11 Dan RUTH</b>		Kawasaki - Richard Ruth				
IDEAL LAP TIME : 51.620		BEST LAP TIME : 51.620		DIFFERENCE : 0.000		
LAP	SECTOR 1	SECTOR 2	LAP TIME	MPH	DIFF	TIME OF DAY
1 -		21.038	56.800	76.55	5.180	15:16:22.465
2 -	31.414	20.823	52.237	83.24	0.617	15:17:14.702
3 -	31.013	20.737	51.750 (3)	84.03	0.130	15:18:06.452
4 -	30.934	20.794	51.728 (2)	84.06	0.108	15:18:58.180
5 -	31.066	20.765	51.831	83.89	0.211	15:19:50.011
6 -	31.051	21.078	52.129	83.42	0.509	15:20:42.140
7 -	<b>30.886</b>	<b>20.734</b>	<b>51.620 (1)</b>	<b>84.24</b>		<b>15:21:33.760</b>
8 -	31.236	20.904	52.140	83.40	0.520	15:22:25.900
9 -	31.374	20.907	52.281	83.17	0.661	15:23:18.181
10 -	31.744	20.811	52.555	82.74	0.935	15:24:10.736
11 -	31.171	20.973	52.144	83.39	0.524	15:25:02.880
12 -	31.626	20.958	52.584	82.69	0.964	15:25:55.464
13 -	31.385	21.149	52.534	82.77	0.914	15:26:47.998
14 -	31.936	21.644	53.580	81.16	1.960	15:27:41.578

<b>P2 88 Mark THOMPSON</b>		Kawasaki - Flintstone Tyres / David Simon Tuning				
IDEAL LAP TIME : 51.962		BEST LAP TIME : 52.064		DIFFERENCE : 0.102		
LAP	SECTOR 1	SECTOR 2	LAP TIME	MPH	DIFF	TIME OF DAY
1 -		21.405	58.994	73.71	6.930	15:16:24.659
2 -	32.521	21.234	53.755	80.89	1.691	15:17:18.414
3 -	32.053	20.954	53.007	82.03	0.943	15:18:11.421
4 -	31.710	20.965	52.675 (3)	82.55	0.611	15:19:04.096
5 -	31.904	20.998	52.902	82.20	0.838	15:19:56.998
6 -	31.715	21.014	52.729	82.47	0.665	15:20:49.727
7 -	32.381	21.043	53.424	81.39	1.360	15:21:43.151
8 -	31.784	21.147	52.931	82.15	0.867	15:22:36.082
9 -	31.407	<b>20.657</b>	<b>52.064 (1)</b>	<b>83.52</b>		<b>15:23:28.146</b>
10 -	<b>31.305</b>	20.857	52.162 (2)	83.36	0.098	15:24:20.308
11 -	31.996	20.841	52.837	82.30	0.773	15:25:13.145
12 -	32.494	21.518	54.012	80.51	1.948	15:26:07.157
13 -	31.791	21.171	52.962	82.10	0.898	15:27:00.119
14 -	31.961	21.294	53.255	81.65	1.191	15:27:53.374

<b>P3 50 Graham HIGLETT</b>		Kawasaki - Face to Face Finance				
IDEAL LAP TIME : 52.425		BEST LAP TIME : 52.466		DIFFERENCE : 0.041		
LAP	SECTOR 1	SECTOR 2	LAP TIME	MPH	DIFF	TIME OF DAY
1 -		21.453	58.327	74.55	5.861	15:16:23.992
2 -	31.807	21.305	53.112	81.87	0.646	15:17:17.104
3 -	31.380	21.403	52.783	82.38	0.317	15:18:09.887
4 -	31.399	21.205	52.604 (2)	82.66	0.138	15:19:02.491
5 -	31.625	21.281	52.906	82.19	0.440	15:19:55.397
6 -	31.415	<b>21.194</b>	52.609 (3)	82.65	0.143	15:20:48.006
7 -	<b>31.231</b>	21.235	<b>52.466 (1)</b>	<b>82.88</b>		<b>15:21:40.472</b>
8 -	31.807	21.548	53.355	81.50	0.889	15:22:33.827
9 -	31.928	21.384	53.312	81.56	0.846	15:23:27.139
10 -	31.789	21.452	53.241	81.67	0.775	15:24:20.380
11 -	32.279	21.260	53.539	81.22	1.073	15:25:13.919
12 -	32.942	21.541	54.483	79.81	2.017	15:26:08.402
13 -	31.721	21.548	53.269	81.63	0.803	15:27:01.671
14 -	31.302	21.424	52.726	82.47	0.260	15:27:54.397

<b>P4 86 Mathew SCOTT</b>		Kawasaki -				
IDEAL LAP TIME : 52.674		BEST LAP TIME : 52.939		DIFFERENCE : 0.265		
LAP	SECTOR 1	SECTOR 2	LAP TIME	MPH	DIFF	TIME OF DAY
1 -		21.957	1:01.635	70.55	8.696	15:16:27.300
2 -	33.922	21.792	55.714	78.05	2.775	15:17:23.014
3 -	32.482	21.721	54.203	80.22	1.264	15:18:17.217

Weather / Track : Cloudy / Dry

Brands Hatch Indy  
Circuit Length = 1.2079 miles  
Start: 15:15 Flag 15:27 End: 15:28

# BMCRC - MRO Championships 2015 - Rnd 9 @ Brands Hatch Indy

## EDlasia Formula 400 inc Sub 64 & Rookie 400

### RACE 3 - SECTOR ANALYSIS

SECTOR 1 = FL to I1, SECTOR 2 = I1 to FL, DIFF = Difference To Personal Best Lap

4 -	32.318	21.513	53.831	80.78	0.892	15:19:11.048
5 -	32.238	21.588	53.826	80.79	0.887	15:20:04.874
<b>6 -</b>	<b>31.573</b>	21.366	<b>52.939 (1)</b>	<b>82.14</b>		<b>15:20:57.813</b>
7 -	32.050	21.316	53.366	81.48	0.427	15:21:51.179
8 -	32.221	21.421	53.642	81.06	0.703	15:22:44.821
9 -	31.899	21.432	53.331	81.53	0.392	15:23:38.152
10 -	31.918	21.314	53.232	81.69	0.293	15:24:31.384
11 -	31.749	21.295	53.044 (2)	81.98	0.105	15:25:24.428
12 -	32.161	21.381	53.542	81.21	0.603	15:26:17.970
13 -	31.969	<b>21.101</b>	53.070 (3)	81.94	0.131	15:27:11.040
14 -	31.767	21.446	53.213	81.72	0.274	15:28:04.253

P5	33 S	Carl JOHNSTONE	Yamaha - EDlasia			
IDEAL LAP TIME : 53.310		BEST LAP TIME : 53.382	DIFFERENCE : 0.072			

LAP	SECTOR 1	SECTOR 2	LAP TIME	MPH	DIFF	TIME OF DAY
1 -		22.287	1:02.707	69.34	9.325	15:16:28.372
2 -	33.192	22.203	55.395	78.50	2.013	15:17:23.767
3 -	32.980	21.951	54.931	79.16	1.549	15:18:18.698
4 -	32.635	<b>21.443</b>	54.078	80.41	0.696	15:19:12.776
5 -	32.798	21.713	54.511	79.77	1.129	15:20:07.287
6 -	32.762	21.710	54.472	79.83	1.090	15:21:01.759
7 -	33.201	21.679	54.880	79.23	1.498	15:21:56.639
8 -	32.896	22.440	55.336	78.58	1.954	15:22:51.975
9 -	32.388	21.637	54.025	80.49	0.643	15:23:46.000
10 -	32.463	21.706	54.169	80.27	0.787	15:24:40.169
11 -	32.581	21.537	54.118	80.35	0.736	15:25:34.287
12 -	32.480	21.456	53.936 (3)	80.62	0.554	15:26:28.223
13 -	32.025	21.809	53.834 (2)	80.77	0.452	15:27:22.057
<b>14 -</b>	<b>31.867</b>	21.515	<b>53.382 (1)</b>	<b>81.46</b>		<b>15:28:15.439</b>

P6	27	Wes SMITH	Kawasaki -			
IDEAL LAP TIME : 53.615		BEST LAP TIME : 53.749	DIFFERENCE : 0.134			

LAP	SECTOR 1	SECTOR 2	LAP TIME	MPH	DIFF	TIME OF DAY
1 -		22.034	1:03.193	68.81	9.444	15:16:28.858
2 -	32.958	21.990	54.948	79.14	1.199	15:17:23.806
3 -	32.566	21.884	54.450	79.86	0.701	15:18:18.256
4 -	32.648	21.789	54.437	79.88	0.688	15:19:12.693
5 -	32.461	21.971	54.432	79.89	0.683	15:20:07.125
6 -	32.628	21.757	54.385	79.95	0.636	15:21:01.510
7 -	32.716	21.654	54.370	79.98	0.621	15:21:55.880
8 -	32.993	22.205	55.198	78.78	1.449	15:22:51.078
9 -	32.693	21.634	54.327	80.04	0.578	15:23:45.405
10 -	32.452	21.848	54.300 (3)	80.08	0.551	15:24:39.705
11 -	32.693	21.810	54.503	79.78	0.754	15:25:34.208
12 -	32.799	<b>21.625</b>	54.424	79.90	0.675	15:26:28.632
13 -	32.162	21.852	54.014 (2)	80.50	0.265	15:27:22.646
<b>14 -</b>	<b>31.990</b>	21.759	<b>53.749 (1)</b>	<b>80.90</b>		<b>15:28:16.395</b>

P7	78 S	Keith POVAH	Honda - www.78Plate.com ScreenPrinting			
IDEAL LAP TIME : 53.709		BEST LAP TIME : 54.042	DIFFERENCE : 0.333			

LAP	SECTOR 1	SECTOR 2	LAP TIME	MPH	DIFF	TIME OF DAY
1 -		22.506	1:01.201	71.05	7.159	15:16:26.866
2 -	34.185	22.192	56.377	77.13	2.335	15:17:23.243
3 -	32.925	22.419	55.344	78.57	1.302	15:18:18.587
4 -	33.193	22.264	55.457	78.41	1.415	15:19:14.044
5 -	32.953	22.077	55.030	79.02	0.988	15:20:09.074
6 -	32.606	21.956	54.562	79.70	0.520	15:21:03.636
7 -	32.280	21.870	54.150 (3)	80.30	0.108	15:21:57.786
8 -	32.712	21.771	54.483	79.81	0.441	15:22:52.269
9 -	32.498	21.927	54.425	79.90	0.383	15:23:46.694
<b>10 -</b>	<b>32.386</b>	<b>21.656</b>	<b>54.042 (1)</b>	<b>80.46</b>		<b>15:24:40.736</b>
11 -	32.543	21.984	54.527	79.75	0.485	15:25:35.263

Weather / Track : Cloudy / Dry

Brands Hatch Indy  
Circuit Length = 1.2079 miles  
Start: 15:15 Flag 15:27 End: 15:28



# BMCRC - MRO Championships 2015 - Rnd 9 @ Brands Hatch Indy

## EDlasia Formula 400 inc Sub 64 & Rookie 400

### RACE 3 - SECTOR ANALYSIS

SECTOR 1 = FL to I1, SECTOR 2 = I1 to FL, DIFF = Difference To Personal Best Lap

12 -	32.452	21.709	54.161	80.29	0.119	15:26:29.424
13 -	<b>32.053</b>	21.995	54.048 (2)	80.45	0.006	15:27:23.472
14 -	32.682	22.013	54.695	79.50	0.653	15:28:18.167

P8		22 S		Dave HARVIEK		Kawasaki - SW Roofing Group	
IDEAL LAP TIME : 53.965		BEST LAP TIME : 54.020		DIFFERENCE : 0.055			
LAP	SECTOR 1	SECTOR 2	LAP TIME	MPH	DIFF	TIME OF DAY	
1 -		22.273	1:02.209	69.90	8.189	15:16:27.874	
2 -	33.001	21.919	54.920	79.18	0.900	15:17:22.794	
3 -	32.774	22.201	54.975	79.10	0.955	15:18:17.769	
4 -	32.902	21.988	54.890	79.22	0.870	15:19:12.659	
5 -	33.245	21.605	54.850	79.28	0.830	15:20:07.509	
6 -	32.893	21.598	54.491	79.80	0.471	15:21:02.000	
7 -	32.753	21.696	54.449	79.86	0.429	15:21:56.449	
8 -	32.813	22.384	55.197	78.78	1.177	15:22:51.646	
9 -	<b>32.419</b>	21.601	<b>54.020 (1)</b>	<b>80.49</b>		<b>15:23:45.666</b>	
10 -	32.624	21.790	54.414	79.91	0.394	15:24:40.080	
11 -	33.224	22.147	55.371	78.53	1.351	15:25:35.451	
12 -	32.557	<b>21.546</b>	54.103 (2)	80.37	0.083	15:26:29.554	
13 -	32.486	21.659	54.145 (3)	80.31	0.125	15:27:23.699	
14 -	32.992	21.561	54.553	79.71	0.533	15:28:18.252	

P9		21		Alan WATSON		Kawasaki - Watson Racing	
IDEAL LAP TIME : 53.595		BEST LAP TIME : 53.595		DIFFERENCE : 0.000			
LAP	SECTOR 1	SECTOR 2	LAP TIME	MPH	DIFF	TIME OF DAY	
1 -		22.025	1:01.335	70.89	7.740	15:16:27.000	
2 -	33.302	22.015	55.317	78.61	1.722	15:17:22.317	
3 -	32.927	22.011	54.938	79.15	1.343	15:18:17.255	
4 -	33.170	21.810	54.980	79.09	1.385	15:19:12.235	
5 -	32.755	21.779	54.534	79.74	0.939	15:20:06.769	
6 -	32.593	21.730	54.323	80.05	0.728	15:21:01.092	
7 -	32.997	21.659	54.656	79.56	1.061	15:21:55.748	
8 -	32.947	22.397	55.344	78.57	1.749	15:22:51.092	
9 -	32.389	21.686	54.075	80.41	0.480	15:23:45.167	
10 -	32.353	21.591	53.944	80.61	0.349	15:24:39.111	
11 -	<b>32.132</b>	<b>21.463</b>	<b>53.595 (1)</b>	<b>81.13</b>		<b>15:25:32.706</b>	
12 -	32.181	21.485	53.666 (2)	81.03	0.071	15:26:26.372	
13 -	32.585	21.587	54.172	80.27	0.577	15:27:20.544	
14 -	32.141	21.536	53.677 (3)	81.01	0.082	15:28:14.221	

P10		73		Stephen BORN		Honda - Hugh Jorgan Racing	
IDEAL LAP TIME : 54.745		BEST LAP TIME : 54.912		DIFFERENCE : 0.167			
LAP	SECTOR 1	SECTOR 2	LAP TIME	MPH	DIFF	TIME OF DAY	
1 -		22.236	1:02.859	69.17	7.947	15:16:28.524	
2 -	33.438	22.014	55.452	78.42	0.540	15:17:23.976	
3 -	<b>33.024</b>	21.888	<b>54.912 (1)</b>	<b>79.19</b>		<b>15:18:18.888</b>	
4 -	33.601	21.771	55.372	78.53	0.460	15:19:14.260	
5 -	33.487	<b>21.721</b>	55.208 (3)	78.76	0.296	15:20:09.468	
6 -	33.344	21.887	55.231	78.73	0.319	15:21:04.699	
7 -	33.340	21.930	55.270	78.67	0.358	15:21:59.969	
8 -	33.256	21.856	55.112 (2)	78.90	0.200	15:22:55.081	
9 -	34.431	21.982	56.413	77.08	1.501	15:23:51.494	
10 -	33.767	21.842	55.609	78.19	0.697	15:24:47.103	
11 -	33.563	22.029	55.592	78.22	0.680	15:25:42.695	
12 -	33.789	21.910	55.699	78.07	0.787	15:26:38.394	
13 -	33.481	21.767	55.248	78.71	0.336	15:27:33.642	
14 -	33.965	<b>21.721</b>	55.686	78.09	0.774	15:28:29.328	

Weather / Track : Cloudy / Dry

Brands Hatch Indy  
Circuit Length = 1.2079 miles  
Start: 15:15 Flag 15:27 End: 15:28

# BMCRC - MRO Championships 2015 - Rnd 9 @ Brands Hatch Indy

## EDlasia Formula 400 inc Sub 64 & Rookie 400

### RACE 3 - SECTOR ANALYSIS

SECTOR 1 = FL to I1, SECTOR 2 = I1 to FL, DIFF = Difference To Personal Best Lap

P11		8 S		Darren CORKETT		Honda -	
IDEAL LAP TIME : 54.779		BEST LAP TIME : 54.799		DIFFERENCE : 0.020			
LAP	SECTOR 1	SECTOR 2	LAP TIME	MPH	DIFF	TIME OF DAY	
1 -		22.688	1:03.368	68.62	8.569	15:16:29.033	
2 -	34.014	22.633	56.647	76.76	1.848	15:17:25.680	
3 -	33.344	22.777	56.121	77.48	1.322	15:18:21.801	
4 -	33.354	22.193	55.547	78.28	0.748	15:19:17.348	
5 -	32.976	21.895	54.871 (2)	79.25	0.072	15:20:12.219	
6 -	32.928	<b>21.871</b>	<b>54.799 (1)</b>	<b>79.35</b>		<b>15:21:07.018</b>	
7 -	33.022	22.063	55.085	78.94	0.286	15:22:02.103	
8 -	<b>32.908</b>	22.044	54.952 (3)	79.13	0.153	15:22:57.055	
9 -	33.960	22.591	56.551	76.89	1.752	15:23:53.606	
10 -	33.386	22.166	55.552	78.27	0.753	15:24:49.158	
11 -	33.018	21.970	54.988	79.08	0.189	15:25:44.146	
12 -	33.229	21.946	55.175	78.81	0.376	15:26:39.321	
13 -	33.074	21.940	55.014	79.04	0.215	15:27:34.335	
14 -	33.934	22.173	56.107	77.50	1.308	15:28:30.442	

P12		82		Daniel JEFFERSON		Kawasaki -	
IDEAL LAP TIME : 54.907		BEST LAP TIME : 55.016		DIFFERENCE : 0.109			
LAP	SECTOR 1	SECTOR 2	LAP TIME	MPH	DIFF	TIME OF DAY	
1 -		22.128	1:03.566	68.40	8.550	15:16:29.231	
2 -	33.557	22.702	56.259	77.29	1.243	15:17:25.490	
3 -	33.445	22.520	55.965	77.70	0.949	15:18:21.455	
4 -	33.307	22.228	55.535	78.30	0.519	15:19:16.990	
5 -	33.518	<b>22.046</b>	55.564	78.26	0.548	15:20:12.554	
6 -	33.430	22.198	55.628	78.17	0.612	15:21:08.182	
7 -	<b>32.861</b>	22.155	<b>55.016 (1)</b>	<b>79.04</b>		<b>15:22:03.198</b>	
8 -	33.108	22.097	55.205 (2)	78.77	0.189	15:22:58.403	
9 -	33.142	23.520	56.662	76.74	1.646	15:23:55.065	
10 -	33.499	22.203	55.702	78.06	0.686	15:24:50.767	
11 -	33.182	22.134	55.316	78.61	0.300	15:25:46.083	
12 -	33.555	22.169	55.724	78.03	0.708	15:26:41.807	
13 -	33.168	22.058	55.226 (3)	78.74	0.210	15:27:37.033	
14 -	33.090	22.257	55.347	78.56	0.331	15:28:32.380	

P13		81 R		Scott GRANT		Yamaha - SEAGER engineering/Interim FM Solutions	
IDEAL LAP TIME : 55.146		BEST LAP TIME : 55.146		DIFFERENCE : 0.000			
LAP	SECTOR 1	SECTOR 2	LAP TIME	MPH	DIFF	TIME OF DAY	
1 -		22.785	1:04.784	67.12	9.638	15:16:30.449	
2 -	33.515	22.592	56.107	77.50	0.961	15:17:26.556	
3 -	33.233	23.063	56.296	77.24	1.150	15:18:22.852	
4 -	33.288	22.636	55.924	77.75	0.778	15:19:18.776	
5 -	33.578	22.419	55.997	77.65	0.851	15:20:14.773	
6 -	33.313	22.325	55.638	78.15	0.492	15:21:10.411	
7 -	<b>32.980</b>	<b>22.166</b>	<b>55.146 (1)</b>	<b>78.85</b>		<b>15:22:05.557</b>	
8 -	33.012	22.193	55.205 (2)	78.77	0.059	15:23:00.762	
9 -	33.092	22.511	55.603	78.20	0.457	15:23:56.365	
10 -	33.278	22.196	55.474	78.38	0.328	15:24:51.839	
11 -	33.057	22.231	55.288 (3)	78.65	0.142	15:25:47.127	
12 -	33.121	22.598	55.719	78.04	0.573	15:26:42.846	
13 -	33.084	22.383	55.467	78.39	0.321	15:27:38.313	
14 -	33.045	22.473	55.518	78.32	0.372	15:28:33.831	

P14		63		Daniel HARDY		Kawasaki - Susan Beddall Holistic Training	
IDEAL LAP TIME : 54.971		BEST LAP TIME : 55.020		DIFFERENCE : 0.049			
LAP	SECTOR 1	SECTOR 2	LAP TIME	MPH	DIFF	TIME OF DAY	
1 -		22.726	1:05.378	66.51	10.358	15:16:31.043	
2 -	34.666	22.412	57.078	76.18	2.058	15:17:28.121	
3 -	33.595	22.588	56.183	77.40	1.163	15:18:24.304	

Weather / Track : Cloudy / Dry

Brands Hatch Indy  
Circuit Length = 1.2079 miles  
Start: 15:15 Flag 15:27 End: 15:28

# BMCRC - MRO Championships 2015 - Rnd 9 @ Brands Hatch Indy

## EDlasia Formula 400 inc Sub 64 & Rookie 400

### RACE 3 - SECTOR ANALYSIS

SECTOR 1 = FL to I1, SECTOR 2 = I1 to FL, DIFF = Difference To Personal Best Lap

4 -	33.782	22.326	56.108	77.50	1.088	15:19:20.412
5 -	33.746	22.119	55.865	77.84	0.845	15:20:16.277
6 -	33.658	22.036	55.694	78.08	0.674	15:21:11.971
7 -	33.457	<b>21.974</b>	55.431 (2)	78.45	0.411	15:22:07.402
8 -	33.462	22.279	55.741	78.01	0.721	15:23:03.143
9 -	33.467	22.074	55.541 (3)	78.29	0.521	15:23:58.684
10 -	33.746	22.229	55.975	77.68	0.955	15:24:54.659
11 -	33.377	22.186	55.563	78.26	0.543	15:25:50.222
12 -	33.386	22.493	55.879	77.82	0.859	15:26:46.101
13 -	<b>32.997</b>	22.023	<b>55.020 (1)</b>	<b>79.03</b>		<b>15:27:41.121</b>

P15	23 R	Tham EVANS	Honda -			
IDEAL LAP TIME : 55.056		BEST LAP TIME : 55.261	DIFFERENCE : 0.205			

LAP	SECTOR 1	SECTOR 2	LAP TIME	MPH	DIFF	TIME OF DAY
1 -		22.914	1:05.097	66.80	9.836	15:16:30.762
2 -	33.433	22.603	56.036	77.60	0.775	15:17:26.798
3 -	33.455	22.884	56.339	77.18	1.078	15:18:23.137
4 -	33.272	22.555	55.827	77.89	0.566	15:19:18.964
5 -	33.614	22.901	56.515	76.94	1.254	15:20:15.479
6 -	33.585	<b>22.338</b>	55.923	77.76	0.662	15:21:11.402
7 -	33.350	22.617	55.967	77.69	0.706	15:22:07.369
8 -	33.151	22.496	55.647	78.14	0.386	15:23:03.016
9 -	32.942	22.398	55.340 (2)	78.57	0.079	15:23:58.356
10 -	34.028	23.267	57.295	75.89	2.034	15:24:55.651
11 -	32.797	22.700	55.497 (3)	78.35	0.236	15:25:51.148
12 -	<b>32.718</b>	22.543	<b>55.261 (1)</b>	<b>78.69</b>		<b>15:26:46.409</b>
13 -	33.153	22.478	55.631	78.16	0.370	15:27:42.040

P16	55 R	Nick COOPER	Aprilia - Skint Racing sponsored by Wemoto.com			
IDEAL LAP TIME : 55.446		BEST LAP TIME : 55.446	DIFFERENCE : 0.000			

LAP	SECTOR 1	SECTOR 2	LAP TIME	MPH	DIFF	TIME OF DAY
1 -		22.744	1:02.994	69.03	7.548	15:16:28.659
2 -	33.987	22.738	56.725	76.66	1.279	15:17:25.384
3 -	34.368	22.613	56.981	76.31	1.535	15:18:22.365
4 -	33.558	22.605	56.163	77.42	0.717	15:19:18.528
5 -	33.703	22.716	56.419	77.07	0.973	15:20:14.947
6 -	33.784	22.552	56.336	77.19	0.890	15:21:11.283
7 -	33.367	22.482	55.849	77.86	0.403	15:22:07.132
8 -	33.399	22.575	55.974	77.68	0.528	15:23:03.106
9 -	33.325	22.396	55.721 (3)	78.04	0.275	15:23:58.827
10 -	34.189	22.737	56.926	76.39	1.480	15:24:55.753
11 -	33.391	22.413	55.804	77.92	0.358	15:25:51.557
12 -	33.258	22.381	55.639 (2)	78.15	0.193	15:26:47.196
13 -	<b>33.253</b>	<b>22.193</b>	<b>55.446 (1)</b>	<b>78.42</b>		<b>15:27:42.642</b>

P17	54	Eric GORRIDGE	Kawasaki -			
IDEAL LAP TIME : 54.916		BEST LAP TIME : 55.302	DIFFERENCE : 0.386			

LAP	SECTOR 1	SECTOR 2	LAP TIME	MPH	DIFF	TIME OF DAY
1 -		23.163	1:05.874	66.01	10.572	15:16:31.539
2 -	34.516	22.765	57.281	75.91	1.979	15:17:28.820
3 -	34.334	22.406	56.740	76.64	1.438	15:18:25.560
4 -	34.091	22.227	56.318	77.21	1.016	15:19:21.878
5 -	33.645	22.017	55.662	78.12	0.360	15:20:17.540
6 -	33.614	21.737	55.351 (2)	78.56	0.049	15:21:12.891
7 -	33.816	21.760	55.576	78.24	0.274	15:22:08.467
8 -	<b>33.455</b>	21.847	<b>55.302 (1)</b>	<b>78.63</b>		<b>15:23:03.769</b>
9 -	<b>33.182</b>	22.273	55.455 (3)	78.41	0.153	15:23:59.224
10 -	34.251	22.698	56.949	76.35	1.647	15:24:56.173
11 -	33.494	21.999	55.493	78.36	0.191	15:25:51.666
12 -	33.507	22.130	55.637	78.16	0.335	15:26:47.303
13 -	33.756	<b>21.734</b>	55.490	78.36	0.188	15:27:42.793

Weather / Track : Cloudy / Dry

Brands Hatch Indy  
Circuit Length = 1.2079 miles  
Start: 15:15 Flag 15:27 End: 15:28

# BMCRG - MRO Championships 2015 - Rnd 9 @ Brands Hatch Indy

## EDlasia Formula 400 inc Sub 64 & Rookie 400

### RACE 3 - SECTOR ANALYSIS

SECTOR 1 = FL to I1, SECTOR 2 = I1 to FL, DIFF = Difference To Personal Best Lap

<b>P18 39</b>		<b>Elwyn FRYER</b>		Kawasaki - South Coast Appliances/Hoover UK		
IDEAL LAP TIME : 55.194		BEST LAP TIME : 55.194		DIFFERENCE : 0.000		
LAP	SECTOR 1	SECTOR 2	LAP TIME	MPH	DIFF	TIME OF DAY
1 -		22.839	1:05.298	66.59	10.104	15:16:30.963
2 -	34.492	22.310	56.802	76.55	1.608	15:17:27.765
3 -	34.084	22.375	56.459	77.02	1.265	15:18:24.224
4 -	33.611	22.046	55.657 (3)	78.13	0.463	15:19:19.881
5 -	34.084	22.119	56.203	77.37	1.009	15:20:16.084
6 -	33.886	22.232	56.118	77.49	0.924	15:21:12.202
7 -	34.118	21.820	55.938	77.73	0.744	15:22:08.140
8 -	33.836	22.312	56.148	77.44	0.954	15:23:04.288
9 -	33.595	21.794	55.389 (2)	78.51	0.195	15:23:59.677
10 -	34.279	22.619	56.898	76.42	1.704	15:24:56.575
11 -	33.747	21.979	55.726	78.03	0.532	15:25:52.301
12 -	<b>33.520</b>	<b>21.674</b>	<b>55.194 (1)</b>	<b>78.78</b>		<b>15:26:47.495</b>
13 -	34.315	21.978	56.293	77.24	1.099	15:27:43.788

<b>P19 47</b>		<b>Allan CLARK</b>		Kawasaki - A Clark & Sons Builders		
IDEAL LAP TIME : 55.069		BEST LAP TIME : 55.232		DIFFERENCE : 0.163		
LAP	SECTOR 1	SECTOR 2	LAP TIME	MPH	DIFF	TIME OF DAY
1 -		23.408	1:06.278	65.61	11.046	15:16:31.943
2 -	34.593	22.927	57.520	75.60	2.288	15:17:29.463
3 -	33.841	23.136	56.977	76.32	1.745	15:18:26.440
4 -	34.131	22.430	56.561	76.88	1.329	15:19:23.001
5 -	33.925	22.260	56.185	77.39	0.953	15:20:19.186
6 -	33.457	22.124	55.581	78.23	0.349	15:21:14.767
7 -	33.284	22.124	55.408	78.48	0.176	15:22:10.175
8 -	33.201	22.137	55.338 (3)	78.58	0.106	15:23:05.513
9 -	33.259	<b>21.982</b>	55.241 (2)	78.72	0.009	15:24:00.754
10 -	34.075	22.411	56.486	76.98	1.254	15:24:57.240
11 -	33.465	22.122	55.587	78.23	0.355	15:25:52.827
12 -	<b>33.087</b>	22.145	<b>55.232 (1)</b>	<b>78.73</b>		<b>15:26:48.059</b>
13 -	33.827	22.006	55.833	77.88	0.601	15:27:43.892

<b>P20 29 R</b>		<b>Giles HARWOOD</b>		Yamaha -		
IDEAL LAP TIME : 56.549		BEST LAP TIME : 56.584		DIFFERENCE : 0.035		
LAP	SECTOR 1	SECTOR 2	LAP TIME	MPH	DIFF	TIME OF DAY
1 -		23.391	1:07.828	64.11	11.244	15:16:33.493
2 -	35.028	23.634	58.662	74.12	2.078	15:17:32.155
3 -	34.053	<b>22.531</b>	<b>56.584 (1)</b>	<b>76.85</b>		<b>15:18:28.739</b>
4 -	34.645	23.044	57.689	75.38	1.105	15:19:26.428
5 -	34.917	22.858	57.775	75.26	1.191	15:20:24.203
6 -	34.266	22.972	57.238	75.97	0.654	15:21:21.441
7 -	34.299	22.969	57.268	75.93	0.684	15:22:18.709
8 -	34.400	22.747	57.147	76.09	0.563	15:23:15.856
9 -	34.505	22.854	57.359	75.81	0.775	15:24:13.215
10 -	34.730	23.197	57.927	75.07	1.343	15:25:11.142
11 -	<b>34.018</b>	22.993	57.011 (3)	76.27	0.427	15:26:08.153
12 -	34.119	22.741	56.860 (2)	76.47	0.276	15:27:05.013
13 -	35.189	23.047	58.236	74.67	1.652	15:28:03.249

<b>P21 91 S</b>		<b>Keith TERRY</b>		Honda - 23 Tuning		
IDEAL LAP TIME : 57.036		BEST LAP TIME : 57.121		DIFFERENCE : 0.085		
LAP	SECTOR 1	SECTOR 2	LAP TIME	MPH	DIFF	TIME OF DAY
1 -		23.589	1:07.105	64.80	9.984	15:16:32.770
2 -	34.709	23.128	57.837	75.18	0.716	15:17:30.607
3 -	34.636	22.860	57.496	75.63	0.375	15:18:28.103
4 -	35.070	22.914	57.984	74.99	0.863	15:19:26.087
5 -	35.380	22.822	58.202	74.71	1.081	15:20:24.289
6 -	34.707	22.782	57.489	75.64	0.368	15:21:21.778

Weather / Track : Cloudy / Dry

Brands Hatch Indy  
Circuit Length = 1.2079 miles  
Start: 15:15 Flag 15:27 End: 15:28

# BMCRC - MRO Championships 2015 - Rnd 9 @ Brands Hatch Indy

## EDlasia Formula 400 inc Sub 64 & Rookie 400

### RACE 3 - SECTOR ANALYSIS

SECTOR 1 = FL to I1, SECTOR 2 = I1 to FL, DIFF = Difference To Personal Best Lap

7 -	<b>34.314</b>	22.807	<b>57.121 (1)</b>	<b>76.12</b>			<b>15:22:18.899</b>
8 -	35.342	22.841	58.183	74.74	1.062		15:23:17.082
9 -	34.720	22.988	57.708	75.35	0.587		15:24:14.790
10 -	34.490	22.771	57.261 (2)	75.94	0.140		15:25:12.051
11 -	34.866	<b>22.722</b>	57.588	75.51	0.467		15:26:09.639
12 -	34.405	22.999	57.404 (3)	75.75	0.283		15:27:07.043
13 -	34.396	23.110	57.506	75.62	0.385		15:28:04.549

<b>P22</b>	<b>72</b>	<b>Kevin MILLER</b>	Honda - Mechanical Air Supplies Ltd			
IDEAL LAP TIME : 56.893		BEST LAP TIME : 56.893	DIFFERENCE : 0.000			

LAP	SECTOR 1	SECTOR 2	LAP TIME	MPH	DIFF	TIME OF DAY
1 -		23.821	1:06.881	65.01	9.988	15:16:32.546
2 -	35.242	23.339	58.581	74.23	1.688	15:17:31.127
3 -	34.614	22.902	57.516	75.60	0.623	15:18:28.643
4 -	35.331	22.872	58.203	74.71	1.310	15:19:26.846
5 -	35.053	22.930	57.983	74.99	1.090	15:20:24.829
6 -	35.097	22.898	57.995	74.98	1.102	15:21:22.824
7 -	<b>34.102</b>	<b>22.791</b>	<b>56.893 (1)</b>	<b>76.43</b>		<b>15:22:19.717</b>
8 -	34.750	23.111	57.861	75.15	0.968	15:23:17.578
9 -	34.589	22.958	57.547	75.56	0.654	15:24:15.125
10 -	34.322	23.074	57.396 (3)	75.76	0.503	15:25:12.521
11 -	34.600	22.928	57.528	75.59	0.635	15:26:10.049
12 -	34.352	23.041	57.393 (2)	75.76	0.500	15:27:07.442
13 -	34.247	23.185	57.432	75.71	0.539	15:28:04.874

<b>P23</b>	<b>43 R</b>	<b>Peter RANDALL</b>	Kawasaki -			
IDEAL LAP TIME : 56.745		BEST LAP TIME : 57.072	DIFFERENCE : 0.327			

LAP	SECTOR 1	SECTOR 2	LAP TIME	MPH	DIFF	TIME OF DAY
1 -		23.310	1:07.500	64.42	10.428	15:16:33.165
2 -	35.389	23.671	59.060	73.63	1.988	15:17:32.225
3 -	34.989	22.616	57.605	75.49	0.533	15:18:29.830
4 -	35.082	<b>22.470</b>	57.552	75.55	0.480	15:19:27.382
5 -	34.783	22.817	57.600	75.49	0.528	15:20:24.982
6 -	34.552	22.659	57.211 (2)	76.00	0.139	15:21:22.193
7 -	<b>34.275</b>	22.797	<b>57.072 (1)</b>	<b>76.19</b>		<b>15:22:19.265</b>
8 -	34.718	22.698	57.416 (3)	75.73	0.344	15:23:16.681
9 -	35.555	23.072	58.627	74.17	1.555	15:24:15.308
10 -	34.917	22.849	57.766	75.27	0.694	15:25:13.074
11 -	34.392	23.066	57.458	75.68	0.386	15:26:10.532
12 -	34.764	23.418	58.182	74.74	1.110	15:27:08.714
13 -	35.086	23.894	58.980	73.73	1.908	15:28:07.694

<b>P24</b>	<b>58</b>	<b>Steve YOUNG</b>	Kawasaki - Cadmatic			
IDEAL LAP TIME : 56.821		BEST LAP TIME : 56.946	DIFFERENCE : 0.125			

LAP	SECTOR 1	SECTOR 2	LAP TIME	MPH	DIFF	TIME OF DAY
1 -		23.616	1:08.877	63.13	11.931	15:16:34.542
2 -	36.360	23.459	59.819	72.69	2.873	15:17:34.361
3 -	35.358	23.301	58.659	74.13	1.713	15:18:33.020
4 -	35.196	23.036	58.232	74.67	1.286	15:19:31.252
5 -	35.090	22.838	57.928	75.06	0.982	15:20:29.180
6 -	34.801	22.921	57.722	75.33	0.776	15:21:26.902
7 -	34.924	22.872	57.796	75.24	0.850	15:22:24.698
8 -	34.901	22.702	57.603 (3)	75.49	0.657	15:23:22.301
9 -	<b>34.145</b>	22.801	<b>56.946 (1)</b>	<b>76.36</b>		<b>15:24:19.247</b>
10 -	34.942	<b>22.676</b>	57.618	75.47	0.672	15:25:16.865
11 -	34.854	24.450	59.304	73.32	2.358	15:26:16.169
12 -	34.521	22.957	57.478 (2)	75.65	0.532	15:27:13.647
13 -	34.338	23.674	58.012	74.96	1.066	15:28:11.659

Weather / Track : Cloudy / Dry

Brands Hatch Indy  
Circuit Length = 1.2079 miles  
Start: 15:15 Flag 15:27 End: 15:28

# BMCRC - MRO Championships 2015 - Rnd 9 @ Brands Hatch Indy

## EDlasia Formula 400 inc Sub 64 & Rookie 400

### RACE 3 - SECTOR ANALYSIS

SECTOR 1 = FL to I1, SECTOR 2 = I1 to FL, DIFF = Difference To Personal Best Lap

<b>P25 178 S</b>		<b>Richard MORRIS</b>		Suzuki - Mark 1 Diggers		
IDEAL LAP TIME : 57.153		BEST LAP TIME : 57.371		DIFFERENCE : 0.218		
LAP	SECTOR 1	SECTOR 2	LAP TIME	MPH	DIFF	TIME OF DAY
1 -		23.613	1:08.671	63.32	11.300	15:16:34.336
2 -	36.414	23.572	59.986	72.49	2.615	15:17:34.322
3 -	37.020	23.695	1:00.715	71.62	3.344	15:18:35.037
4 -	35.499	23.261	58.760	74.00	1.389	15:19:33.797
5 -	35.387	23.117	58.504	74.33	1.133	15:20:32.301
6 -	34.816	23.325	58.141	74.79	0.770	15:21:30.442
7 -	35.021	<b>22.597</b>	57.618 (2)	75.47	0.247	15:22:28.060
8 -	35.198	22.909	58.107 (3)	74.83	0.736	15:23:26.167
9 -	<b>34.556</b>	22.815	<b>57.371 (1)</b>	<b>75.79</b>		<b>15:24:23.538</b>
10 -	35.338	23.780	59.118	73.55	1.747	15:25:22.656
11 -	35.470	24.599	1:00.069	72.39	2.698	15:26:22.725
12 -	36.667	23.527	1:00.194	72.24	2.823	15:27:22.919
13 -	35.925	24.136	1:00.061	72.40	2.690	15:28:22.980

<b>P26 134 R</b>		<b>Debbie PETTET</b>		Kawasaki - Chris Pettet		
IDEAL LAP TIME : 1:01.191		BEST LAP TIME : 1:01.933		DIFFERENCE : 0.742		
LAP	SECTOR 1	SECTOR 2	LAP TIME	MPH	DIFF	TIME OF DAY
1 -		<b>24.569</b>	1:10.113	62.02	8.180	15:16:35.778
2 -	<b>36.622</b>	25.311	<b>1:01.933 (1)</b>	<b>70.21</b>		<b>15:17:37.711</b>
3 -	37.490	25.377	1:02.867	69.17	0.934	15:18:40.578
4 -	37.506	25.188	1:02.694	69.36	0.761	15:19:43.272
5 -	37.297	25.198	1:02.495 (2)	69.58	0.562	15:20:45.767
6 -	37.763	25.038	1:02.801	69.24	0.868	15:21:48.568
7 -	38.521	25.238	1:03.759	68.20	1.826	15:22:52.327
8 -	37.605	25.035	1:02.640	69.42	0.707	15:23:54.967
9 -	37.992	25.614	1:03.606	68.36	1.673	15:24:58.573
10 -	38.174	25.208	1:03.382	68.60	1.449	15:26:01.955
11 -	37.463	25.037	1:02.500 (3)	69.57	0.567	15:27:04.455
12 -	38.104	24.829	1:02.933	69.09	1.000	15:28:07.388

<b>P27 28 S</b>		<b>Kurt HODGSON</b>		Honda - 14-year-old-wet-race-tyres.com		
IDEAL LAP TIME : 58.674		BEST LAP TIME : 1:01.007		DIFFERENCE : 2.333		
LAP	SECTOR 1	SECTOR 2	LAP TIME	MPH	DIFF	TIME OF DAY
1 -		<b>23.475</b>	1:07.273	64.64	6.266	15:16:32.938
2 -	<b>35.199</b>	25.808	<b>1:01.007 (1)</b>	<b>71.28</b>		<b>15:17:33.945</b>
3 -	38.478	24.129	1:02.607 (3)	69.45	1.600	15:18:36.552
4 -	36.875	24.809	1:01.684 (2)	70.49	0.677	15:19:38.236
5 -	39.013	27.224	1:06.237	65.65	5.230	15:20:44.473
6 -	38.709	25.990	1:04.699	67.21	3.692	15:21:49.172
7 -	38.858	25.213	1:04.071	67.87	3.064	15:22:53.243
8 -	38.524	25.770	1:04.294	67.63	3.287	15:23:57.537
9 -	38.859	24.990	1:03.849	68.10	2.842	15:25:01.386
10 -	37.467	25.793	1:03.260	68.74	2.253	15:26:04.646
11 -	38.165	24.928	1:03.093	68.92	2.086	15:27:07.739
12 -	39.540	28.604	1:08.144	63.81	7.137	15:28:15.883

<b>P28 51</b>		<b>Emma JARMAN</b>		Kawasaki - RDRacing & EDIAsia		
IDEAL LAP TIME : 52.059		BEST LAP TIME : 52.059		DIFFERENCE : 0.000		
LAP	SECTOR 1	SECTOR 2	LAP TIME	MPH	DIFF	TIME OF DAY
1 -		21.380	57.373	75.79	5.314	15:16:23.038
2 -	31.245	21.130	52.375 (3)	83.02	0.316	15:17:15.413
3 -	<b>31.050</b>	<b>21.009</b>	<b>52.059 (1)</b>	<b>83.53</b>		<b>15:18:07.472</b>
4 -	31.235	21.178	52.413	82.96	0.354	15:18:59.885
5 -	31.313	21.208	52.521	82.79	0.462	15:19:52.406
6 -	31.201	21.375	52.576	82.71	0.517	15:20:44.982
7 -	31.349	21.206	52.555	82.74	0.496	15:21:37.537
8 -	31.170	21.201	52.371 (2)	83.03	0.312	15:22:29.908

Weather / Track : Cloudy / Dry

Brands Hatch Indy  
Circuit Length = 1.2079 miles  
Start: 15:15 Flag 15:27 End: 15:28

# BMCRC - MRO Championships 2015 - Rnd 9 @ Brands Hatch Indy

## EDlasia Formula 400 inc Sub 64 & Rookie 400

### RACE 3 - SECTOR ANALYSIS

SECTOR 1 = FL to I1, SECTOR 2 = I1 to FL, DIFF = Difference To Personal Best Lap

9 -	31.338	21.126	52.464	82.88	0.405	15:23:22.372
10 -	31.276	21.645	52.921	82.17	0.862	15:24:15.293

<b>P29</b>	<b>14</b>	<b>Chris BURRAGE</b>	Kawasaki - Saracen Racing/Seton Tuning			
IDEAL LAP TIME : 51.853		BEST LAP TIME : 52.203		DIFFERENCE : 0.350		
LAP	SECTOR 1	SECTOR 2	LAP TIME	MPH	DIFF	TIME OF DAY
1 -		21.021	56.376 (2)	77.13	4.173	15:16:22.041
2 -	31.277	<b>20.926</b>	<b>52.203 (1)</b>	<b>83.30</b>		<b>15:17:14.244</b>

# BMCRC - MRO Championships 2015 - Rnd 9 @ Brands Hatch Indy

## EDlasia Formula 400 inc Sub 64 & Rookie 400

### RACE 3 - BEST SECTORS

SECTOR 1			SECTOR 2			IDEAL / BEST COMPARISON						
POS	NO	NAME	TIME	NO	NAME	TIME	POS	NO	NAME	IDEAL	BEST	DIFF
									<b>PERFECT LAP</b>	<b>51.543</b>		
1	11	RUTH	<b>30.886</b>	88	THOMPSON	<b>20.657</b>	1	11	RUTH	51.620	51.620	0.000
2	14	BURRAGE	<b>30.927</b>	11	RUTH	<b>20.734</b>	2	14	BURRAGE	51.853	52.203	0.350
3	51	JARMAN	<b>31.050</b>	14	BURRAGE	<b>20.926</b>	3	88	THOMPSON	51.962	52.064	0.102
4	50	HIGLETT	<b>31.231</b>	51	JARMAN	<b>21.009</b>	4	51	JARMAN	52.059	52.059	0.000
5	88	THOMPSON	<b>31.305</b>	86	SCOTT	<b>21.101</b>	5	50	HIGLETT	52.425	52.466	0.041
6	86	SCOTT	<b>31.573</b>	50	HIGLETT	<b>21.194</b>	6	86	SCOTT	52.674	52.939	0.265
7	33	JOHNSTONE	<b>31.867</b>	33	JOHNSTONE	<b>21.443</b>	7	33	JOHNSTONE	53.310	53.382	0.072
8	27	SMITH	<b>31.990</b>	21	WATSON	<b>21.463</b>	8	21	WATSON	53.595	53.595	0.000
9	78	POVAH	<b>32.053</b>	22	HARVIEK	<b>21.546</b>	9	27	SMITH	53.615	53.749	0.134
10	21	WATSON	<b>32.132</b>	27	SMITH	<b>21.625</b>	10	78	POVAH	53.709	54.042	0.333
11	22	HARVIEK	<b>32.419</b>	78	POVAH	<b>21.656</b>	11	22	HARVIEK	53.965	54.020	0.055
12	23	EVANS	<b>32.718</b>	39	FRYER	<b>21.674</b>	12	73	BORN	54.745	54.912	0.167
13	82	JEFFERSON	<b>32.861</b>	73	BORN	<b>21.721</b>	13	8	CORKETT	54.779	54.799	0.020
14	8	CORKETT	<b>32.908</b>	54	GORRIDGE	<b>21.734</b>	14	82	JEFFERSON	54.907	55.016	0.109
15	81	GRANT	<b>32.980</b>	8	CORKETT	<b>21.871</b>	15	54	GORRIDGE	54.916	55.302	0.386
16	63	HARDY	<b>32.997</b>	63	HARDY	<b>21.974</b>	16	63	HARDY	54.971	55.020	0.049
17	73	BORN	<b>33.024</b>	47	CLARK	<b>21.982</b>	17	23	EVANS	55.056	55.261	0.205
18	47	CLARK	<b>33.087</b>	82	JEFFERSON	<b>22.046</b>	18	47	CLARK	55.069	55.232	0.163
19	54	GORRIDGE	<b>33.182</b>	81	GRANT	<b>22.166</b>	19	81	GRANT	55.146	55.146	0.000
20	55	COOPER	<b>33.253</b>	55	COOPER	<b>22.193</b>	20	39	FRYER	55.194	55.194	0.000
21	39	FRYER	<b>33.520</b>	23	EVANS	<b>22.338</b>	21	55	COOPER	55.446	55.446	0.000
22	29	HARWOOD	<b>34.018</b>	43	RANDALL	<b>22.470</b>	22	29	HARWOOD	56.549	56.584	0.035
23	72	MILLER	<b>34.102</b>	29	HARWOOD	<b>22.531</b>	23	43	RANDALL	56.745	57.072	0.327
24	58	YOUNG	<b>34.145</b>	178	MORRIS	<b>22.597</b>	24	58	YOUNG	56.821	56.946	0.125
25	43	RANDALL	<b>34.275</b>	58	YOUNG	<b>22.676</b>	25	72	MILLER	56.893	56.893	0.000
26	91	TERRY	<b>34.314</b>	91	TERRY	<b>22.722</b>	26	91	TERRY	57.036	57.121	0.085
27	178	MORRIS	<b>34.556</b>	72	MILLER	<b>22.791</b>	27	178	MORRIS	57.153	57.371	0.218
28	28	HODGSON	<b>35.199</b>	28	HODGSON	<b>23.475</b>	28	28	HODGSON	58.674	1:01.007	2.333
29	134	PETTET	<b>36.622</b>	134	PETTET	<b>24.569</b>	29	134	PETTET	1:01.191	1:01.933	0.742
30												
31												
32												
33												

Weather / Track : Cloudy / Dry

Results can be found at [www.tsl-timing.com](http://www.tsl-timing.com)

Brands Hatch Indy  
 Circuit Length = 1.2079 miles  
 Start: 15:15 Flag 15:27 End: 15:28

Printed - 15:30 Saturday, 03 October 2015



# BMCRC - MRO Championships 2015 - Rnd 9 @ Brands Hatch Indy



## EDIASIA Formula 400 inc Sub 64 & Rookie 400

### RACE 4 - CLASSIFICATION

POS	NO	CL	PIC NAME	ENTRY	LAPS	TIME	GAP	DIFF	MPH	BEST	ON
1	14		1 Chris BURRAGE	Kawasaki - Saracen Racing/Seton Tuning	12	10:32.199			82.54	51.290	9
2	11		2 Dan RUTH	Kawasaki - Richard Ruth	12	10:34.975	2.776	2.776	82.18	51.747	6
3	51		3 Emma JARMAN	Kawasaki - RDRacing & EDIASIA	12	10:36.552	4.353	1.577	81.97	51.723	9
4	88		4 Mark THOMPSON	Kawasaki - Flintstone Tyres / David Simon Tuning	12	10:37.548	5.349	0.996	81.84	51.778	11
5	86		5 Mathew SCOTT	Kawasaki -	12	10:47.178	14.979	9.630	80.63	52.778	7
6	50		6 Graham HIGLETT	Kawasaki - Face to Face Finance	12	10:48.991	16.792	1.813	80.40	52.930	7
7	33	S	1 Carl JOHNSTONE	Yamaha - EDIASIA	12	11:01.399	29.200	12.408	78.89	53.872	6
8	27		7 Wes SMITH	Kawasaki -	12	11:03.295	31.096	1.896	78.67	54.394	6
9	78	S	2 Keith POVAH	Honda - www.78Plate.com ScreenPrinting	12	11:03.363	31.164	0.068	78.66	54.256	6
10	127	S	3 Adam GREEN	Kawasaki - Royal Air Force Motorsport Association	12	11:06.606	34.407	3.243	78.28	54.235	12
11	21		8 Alan WATSON	Kawasaki - Watson Racing	12	11:07.016	34.817	0.410	78.23	54.217	12
12	82		9 Daniel JEFFERSON	Kawasaki -	12	11:11.081	38.882	4.065	77.75	54.720	9
13	22	S	4 Dave HARVIEK	Kawasaki - SW Roofing Group	12	11:11.231	39.032	0.150	77.74	54.814	7
14	47		10 Allan CLARK	Kawasaki - A Clark & Sons Builders	12	11:15.414	43.215	4.183	77.26	54.481	7
15	63		11 Daniel HARDY	Kawasaki - Susan Beddall Holistic Training	12	11:16.117	43.918	0.703	77.18	54.794	8
16	54		12 Eric GORRIDGE	Kawasaki -	12	11:16.547	44.348	0.430	77.13	54.415	10
17	8	S	5 Darren CORKETT	Honda -	12	11:18.086	45.887	1.539	76.95	55.304	6
18	73		13 Stephen BORN	Honda - Hugh Jorgan Racing	12	11:18.594	46.395	0.508	76.89	55.583	2
19	23	R	1 Tham EVANS	Honda -	12	11:19.612	47.413	1.018	76.78	55.233	3
20	55	R	2 Nick COOPER	Aprilia - Skint Racing sponsored by Wemoto.com	12	11:21.257	49.058	1.645	76.59	55.594	12
21	28	S	6 Kurt HODGSON	Honda - 14-year-old-wet-race-tyres.com	12	11:22.569	50.370	1.312	76.45	55.563	11
22	29	R	3 Giles HARWOOD	Yamaha -	12	11:27.866	55.667	5.297	75.86	55.924	3
23	91	S	7 Keith TERRY	Honda - 23 Tuning	11	10:48.631	1 Lap	1 Lap	73.74	57.340	9
24	178	S	8 Richard MORRIS	Suzuki - Mark 1 Diggers	11	10:49.319	1 Lap	0.688	73.66	57.664	10
25	43	R	4 Peter RANDALL	Kawasaki -	11	10:51.084	1 Lap	1.765	73.46	58.100	10
26	81	R	5 Scott GRANT	Yamaha - SEAGER engineering/Interim FM Solution	11	10:51.322	1 Lap	0.238	73.44	57.514	7
27	58		14 Steve YOUNG	Kawasaki - Cadmatic	11	10:54.600	1 Lap	3.278	73.07	56.878	8
28	72		15 Kevin MILLER	Honda - Mechanical Air Supplies Ltd	11	11:00.579	1 Lap	5.979	72.41	58.419	11
29	98	S	9 Rob PRAGNELL	Kawasaki -	11	11:20.324	1 Lap	19.745	70.31	1:00.280	5
30	134	R	6 Debbie PETTET	Kawasaki - Chris Pettet	11	11:23.441	1 Lap	3.117	69.99	1:00.009	2
31	104	R	7 David OGDEN	Yamaha - M & M Motorcycles, Cambridge	11	11:24.572	1 Lap	1.131	69.87	1:00.586	4

#### NOT CLASSIFIED

DNF 123 R Heather BELCHER Kawasaki - Camclad Contractors 0

#### FASTEST LAP

14	Chris BURRAGE	Kawasaki - Saracen Racing/Seton Tuning	9	51.290	84.78 mph	136.44 kph
33	S Carl JOHNSTONE	Yamaha - EDIASIA	6	53.872	80.72 mph	129.90 kph
23	R Tham EVANS	Honda -	3	55.233	78.73 mph	126.70 kph

Class - 90% of Race Speed = 74.28 mph  
 Class S - 90% of Race Speed = 71.00 mph  
 Class R - 90% of Race Speed = 69.10 mph

Brands Hatch Indy  
 Circuit Length = 1.2079 miles  
 Start: 11:40 Flag 11:51 End: 11:52

Weather / Track : Cloudy / Dry

These results are provisional until the conclusion of any judicial and technical matters.

Clerk Of Course :	Timekeeper :
-------------------	--------------

Results can be found at [www.tsl-timing.com](http://www.tsl-timing.com)

Printed - 11:52 Sunday, 04 October 2015





# BMCRC - MRO Championships 2015 - Rnd 9 @ Brands Hatch Indy

## EDlasia Formula 400 inc Sub 64 & Rookie 400

### RACE 4 - LAP CHART

<b>104</b>	1 Lap	1:01.380	<b>82</b>	38.882	55.833
<b>63</b>	35.396	55.049	<b>22</b>	39.032	55.190
<b>47</b>	35.670	54.811	<b>47</b>	43.215	55.099
<b>54</b>	36.412	54.415	<b>63</b>	43.918	55.137
<b>8</b>	36.537	55.365	<b>54</b>	44.348	55.123
<b>73</b>	37.277	55.642	<b>8</b>	45.887	56.048
<b>23</b>	37.739	55.871	<b>73</b>	46.395	55.694
<b>55</b>	40.947	55.901	<b>23</b>	47.413	56.775
<b>28</b>	41.202	56.029	<b>98</b>	1 Lap	1:01.102
<b>29</b>	45.545	56.643	<b>55</b>	49.058	55.594

#### LAP 11 @ 11:50:21.459

NO	BEHIND	LAP TIME
<b>14</b>		51.699
<b>11</b>	1.731	52.541
<b>51</b>	3.918	51.883
<b>88</b>	4.822	51.778
<b>91</b>	1 Lap	58.173
<b>178</b>	1 Lap	57.664
<b>81</b>	1 Lap	58.232
<b>43</b>	1 Lap	58.100
<b>86</b>	11.958	53.594
<b>50</b>	13.700	53.449
<b>58</b>	1 Lap	58.811
<b>72</b>	1 Lap	58.704
<b>33</b>	25.617	55.013
<b>27</b>	27.576	54.395
<b>78</b>	27.913	54.403
<b>127</b>	31.596	54.607
<b>21</b>	32.024	54.532
<b>82</b>	34.473	54.928
<b>22</b>	35.266	55.123
<b>98</b>	1 Lap	1:00.463
<b>47</b>	39.540	55.569
<b>63</b>	40.205	56.508
<b>54</b>	40.649	55.936
<b>134</b>	1 Lap	1:01.625
<b>8</b>	41.263	56.425
<b>23</b>	42.062	56.022
<b>73</b>	42.125	56.547
<b>104</b>	1 Lap	1:01.713
<b>55</b>	44.888	55.640
<b>28</b>	45.066	55.563
<b>29</b>	50.493	56.647

#### LAP 12 @ 11:51:12.883

NO	BEHIND	LAP TIME
<b>14</b>		51.424
<b>11</b>	2.776	52.469
<b>51</b>	4.353	51.859
<b>88</b>	5.349	51.951
<b>86</b>	14.979	54.445
<b>91</b>	1 Lap	57.978
<b>50</b>	16.792	54.516
<b>178</b>	1 Lap	58.178
<b>43</b>	1 Lap	58.498
<b>81</b>	1 Lap	58.952
<b>58</b>	1 Lap	59.531
<b>72</b>	1 Lap	58.419
<b>33</b>	29.200	55.007
<b>27</b>	31.096	54.944
<b>78</b>	31.164	54.675
<b>127</b>	34.407	54.235
<b>21</b>	34.817	54.217

Weather / Track : Cloudy / Dry

# BMCR - MRO Championships 2015 - Rnd 9 @ Brands Hatch Indy

## EDlasia Formula 400 inc Sub 64 & Rookie 400

### RACE 4 - SECTOR ANALYSIS

SECTOR 1 = FL to I1, SECTOR 2 = I1 to FL, DIFF = Difference To Personal Best Lap

<b>P1 14</b>		<b>Chris BURRAGE</b>		Kawasaki - Saracen Racing/Seton Tuning		
IDEAL LAP TIME : 50.958		BEST LAP TIME : 51.290		DIFFERENCE : 0.332		
LAP	SECTOR 1	SECTOR 2	LAP TIME	MPH	DIFF	TIME OF DAY
1 -		20.894	1:00.573	71.79	9.283	11:41:41.257
2 -	31.310	21.004	52.314	83.12	1.024	11:42:33.571
3 -	31.695	20.879	52.574	82.71	1.284	11:43:26.145
4 -	30.995	20.861	51.856	83.85	0.566	11:44:18.001
5 -	31.363	20.863	52.226	83.26	0.936	11:45:10.227
6 -	30.963	20.771	51.734	84.05	0.444	11:46:01.961
7 -	31.108	21.218	52.326	83.10	1.036	11:46:54.287
8 -	30.942	20.607	51.549 (3)	84.35	0.259	11:47:45.836
9 -	31.007	<b>20.283</b>	<b>51.290 (1)</b>	<b>84.78</b>		<b>11:48:37.126</b>
10 -	31.850	20.784	52.634	82.61	1.344	11:49:29.760
11 -	30.966	20.733	51.699	84.11	0.409	11:50:21.459
12 -	<b>30.675</b>	20.749	51.424 (2)	84.56	0.134	11:51:12.883

<b>P2 11</b>		<b>Dan RUTH</b>		Kawasaki - Richard Ruth		
IDEAL LAP TIME : 51.708		BEST LAP TIME : 51.747		DIFFERENCE : 0.039		
LAP	SECTOR 1	SECTOR 2	LAP TIME	MPH	DIFF	TIME OF DAY
1 -		20.891	56.855	76.48	5.108	11:41:37.539
2 -	31.073	<b>20.754</b>	51.827 (2)	83.90	0.080	11:42:29.366
3 -	30.987	20.930	51.917 (3)	83.76	0.170	11:43:21.283
4 -	31.332	20.818	52.150	83.38	0.403	11:44:13.433
5 -	31.219	20.870	52.089	83.48	0.342	11:45:05.522
6 -	<b>30.954</b>	20.793	<b>51.747 (1)</b>	<b>84.03</b>		<b>11:45:57.269</b>
7 -	31.430	20.758	52.188	83.32	0.441	11:46:49.457
8 -	33.302	21.089	54.391	79.95	2.644	11:47:43.848
9 -	32.210	20.965	53.175	81.77	1.428	11:48:37.023
10 -	32.502	21.124	53.626	81.09	1.879	11:49:30.649
11 -	31.361	21.180	52.541	82.76	0.794	11:50:23.190
12 -	31.683	20.786	52.469	82.87	0.722	11:51:15.659

<b>P3 51</b>		<b>Emma JARMAN</b>		Kawasaki - RDRacing & EDIAsia		
IDEAL LAP TIME : 51.640		BEST LAP TIME : 51.723		DIFFERENCE : 0.083		
LAP	SECTOR 1	SECTOR 2	LAP TIME	MPH	DIFF	TIME OF DAY
1 -		21.212	1:01.259	70.98	9.536	11:41:41.943
2 -	31.826	21.559	53.385	81.45	1.662	11:42:35.328
3 -	31.106	21.305	52.411	82.97	0.688	11:43:27.739
4 -	<b>30.910</b>	20.951	51.861 (3)	83.85	0.138	11:44:19.600
5 -	31.310	20.854	52.164	83.36	0.441	11:45:11.764
6 -	31.291	20.950	52.241	83.24	0.518	11:46:04.005
7 -	31.103	21.116	52.219	83.27	0.496	11:46:56.224
8 -	31.235	20.862	52.097	83.47	0.374	11:47:48.321
9 -	30.969	20.754	<b>51.723 (1)</b>	<b>84.07</b>		<b>11:48:40.044</b>
10 -	31.670	21.780	53.450	81.35	1.727	11:49:33.494
11 -	31.153	<b>20.730</b>	51.883	83.81	0.160	11:50:25.377
12 -	31.048	20.811	51.859 (2)	83.85	0.136	11:51:17.236

<b>P4 88</b>		<b>Mark THOMPSON</b>		Kawasaki - Flintstone Tyres / David Simon Tuning		
IDEAL LAP TIME : 51.778		BEST LAP TIME : 51.778		DIFFERENCE : 0.000		
LAP	SECTOR 1	SECTOR 2	LAP TIME	MPH	DIFF	TIME OF DAY
1 -		21.519	58.961	73.75	7.183	11:41:39.645
2 -	32.219	21.541	53.760	80.88	1.982	11:42:33.405
3 -	32.116	21.197	53.313	81.56	1.535	11:43:26.718
4 -	31.650	21.168	52.818	82.33	1.040	11:44:19.536
5 -	31.742	20.906	52.648	82.59	0.870	11:45:12.184
6 -	31.468	20.847	52.315 (3)	83.12	0.537	11:46:04.499
7 -	31.192	21.130	52.322	83.11	0.544	11:46:56.821
8 -	31.634	20.722	52.356	83.05	0.578	11:47:49.177
9 -	31.512	20.964	52.476	82.86	0.698	11:48:41.653

Weather / Track : Cloudy / Dry

Brands Hatch Indy  
Circuit Length = 1.2079 miles  
Start: 11:40 Flag 11:51 End: 11:52

# BMCRC - MRO Championships 2015 - Rnd 9 @ Brands Hatch Indy

## EDlasia Formula 400 inc Sub 64 & Rookie 400

### RACE 4 - SECTOR ANALYSIS

SECTOR 1 = FL to I1, SECTOR 2 = I1 to FL, DIFF = Difference To Personal Best Lap

10 -	31.474	21.376	52.850	82.28	1.072	11:49:34.503
11 -	<b>31.074</b>	<b>20.704</b>	<b>51.778 (1)</b>	<b>83.98</b>		<b>11:50:26.281</b>
12 -	31.087	20.864	51.951 (2)	83.70	0.173	11:51:18.232

<b>P5</b>	<b>86</b>	<b>Mathew SCOTT</b>	Kawasaki -			
IDEAL LAP TIME : 52.632		BEST LAP TIME : 52.778	DIFFERENCE : 0.146			
LAP	SECTOR 1	SECTOR 2	LAP TIME	MPH	DIFF	TIME OF DAY
1 -		21.453	59.163	73.50	6.385	11:41:39.847
2 -	32.446	21.718	54.164	80.28	1.386	11:42:34.011
3 -	32.267	21.594	53.861	80.73	1.083	11:43:27.872
4 -	31.905	21.461	53.366	81.48	0.588	11:44:21.238
5 -	31.853	21.395	53.248	81.66	0.470	11:45:14.486
6 -	<b>31.504</b>	21.369	52.873 (3)	82.24	0.095	11:46:07.359
7 -	31.537	21.241	<b>52.778 (1)</b>	<b>82.39</b>		<b>11:47:00.137</b>
8 -	32.192	21.150	53.342	81.52	0.564	11:47:53.479
9 -	31.737	<b>21.128</b>	52.865 (2)	82.25	0.087	11:48:46.344
10 -	32.144	21.335	53.479	81.31	0.701	11:49:39.823
11 -	32.237	21.357	53.594	81.13	0.816	11:50:33.417
12 -	33.042	21.403	54.445	79.87	1.667	11:51:27.862

<b>P6</b>	<b>50</b>	<b>Graham HIGLETT</b>	Kawasaki - Face to Face Finance			
IDEAL LAP TIME : 52.930		BEST LAP TIME : 52.930	DIFFERENCE : 0.000			
LAP	SECTOR 1	SECTOR 2	LAP TIME	MPH	DIFF	TIME OF DAY
1 -		21.837	58.932	73.78	6.002	11:41:39.616
2 -	32.410	21.727	54.137	80.32	1.207	11:42:33.753
3 -	32.356	21.697	54.053	80.45	1.123	11:43:27.806
4 -	31.763	21.551	53.314 (3)	81.56	0.384	11:44:21.120
5 -	31.793	21.595	53.388	81.45	0.458	11:45:14.508
6 -	32.061	21.406	53.467	81.33	0.537	11:46:07.975
7 -	<b>31.672</b>	<b>21.258</b>	<b>52.930 (1)</b>	<b>82.15</b>		<b>11:47:00.905</b>
8 -	32.181	22.006	54.187	80.25	1.257	11:47:55.092
9 -	31.751	21.394	53.145 (2)	81.82	0.215	11:48:48.237
10 -	31.862	21.611	53.473	81.32	0.543	11:49:41.710
11 -	31.793	21.656	53.449	81.35	0.519	11:50:35.159
12 -	32.784	21.732	54.516	79.76	1.586	11:51:29.675

<b>P7</b>	<b>33 S</b>	<b>Carl JOHNSTONE</b>	Yamaha - EDlasia			
IDEAL LAP TIME : 53.872		BEST LAP TIME : 53.872	DIFFERENCE : 0.000			
LAP	SECTOR 1	SECTOR 2	LAP TIME	MPH	DIFF	TIME OF DAY
1 -		21.993	1:00.525	71.84	6.653	11:41:41.209
2 -	33.013	21.702	54.715	79.47	0.843	11:42:35.924
3 -	32.991	22.141	55.132	78.87	1.260	11:43:31.056
4 -	32.386	21.867	54.253 (3)	80.15	0.381	11:44:25.309
5 -	32.711	21.814	54.525	79.75	0.653	11:45:19.834
6 -	<b>32.261</b>	<b>21.611</b>	<b>53.872 (1)</b>	<b>80.72</b>		<b>11:46:13.706</b>
7 -	32.643	21.858	54.501	79.78	0.629	11:47:08.207
8 -	32.405	21.736	54.141 (2)	80.31	0.269	11:48:02.348
9 -	32.600	22.405	55.005	79.05	1.133	11:48:57.353
10 -	33.063	21.647	54.710	79.48	0.838	11:49:52.063
11 -	32.709	22.304	55.013	79.04	1.141	11:50:47.076
12 -	32.826	22.181	55.007	79.05	1.135	11:51:42.083

<b>P8</b>	<b>27</b>	<b>Wes SMITH</b>	Kawasaki -			
IDEAL LAP TIME : 54.221		BEST LAP TIME : 54.394	DIFFERENCE : 0.173			
LAP	SECTOR 1	SECTOR 2	LAP TIME	MPH	DIFF	TIME OF DAY
1 -		21.875	1:00.284	72.13	5.890	11:41:40.968
2 -	32.763	22.011	54.774	79.39	0.380	11:42:35.742
3 -	32.925	22.305	55.230	78.73	0.836	11:43:30.972
4 -	32.822	21.949	54.771	79.39	0.377	11:44:25.743
5 -	33.231	21.881	55.112	78.90	0.718	11:45:20.855

Weather / Track : Cloudy / Dry

Brands Hatch Indy  
Circuit Length = 1.2079 miles  
Start: 11:40 Flag 11:51 End: 11:52

# BMCRC - MRO Championships 2015 - Rnd 9 @ Brands Hatch Indy

## EDlasia Formula 400 inc Sub 64 & Rookie 400

### RACE 4 - SECTOR ANALYSIS

SECTOR 1 = FL to I1, SECTOR 2 = I1 to FL, DIFF = Difference To Personal Best Lap

6 -	32.802	<b>21.592</b>	<b>54.394 (1)</b>	<b>79.94</b>			<b>11:46:15.249</b>
7 -	32.897	21.852	54.749	79.42	0.355		11:47:09.998
8 -	32.749	21.877	54.626 (3)	79.60	0.232		11:48:04.624
9 -	32.743	22.112	54.855	79.27	0.461		11:48:59.479
10 -	33.287	21.874	55.161	78.83	0.767		11:49:54.640
11 -	<b>32.629</b>	21.766	54.395 (2)	79.94	0.001		11:50:49.035
12 -	33.126	21.818	54.944	79.14	0.550		11:51:43.979

P9 78 S Keith POVAH			Honda - www.78Plate.com ScreenPrinting			
IDEAL LAP TIME : 54.256		BEST LAP TIME : 54.256		DIFFERENCE : 0.000		
LAP	SECTOR 1	SECTOR 2	LAP TIME	MPH	DIFF	TIME OF DAY
1 -		22.186	1:00.995	71.29	6.739	11:41:41.679
2 -	33.005	21.992	54.997	79.06	0.741	11:42:36.676
3 -	33.162	22.196	55.358	78.55	1.102	11:43:32.034
4 -	32.784	22.002	54.786	79.37	0.530	11:44:26.820
5 -	32.955	22.033	54.988	79.08	0.732	11:45:21.808
6 -	<b>32.436</b>	<b>21.820</b>	<b>54.256 (1)</b>	<b>80.14</b>		<b>11:46:16.064</b>
7 -	32.518	21.835	54.353 (2)	80.00	0.097	11:47:10.417
8 -	32.444	22.036	54.480	79.82	0.224	11:48:04.897
9 -	32.750	22.415	55.165	78.82	0.909	11:49:00.062
10 -	32.899	22.008	54.907	79.19	0.651	11:49:54.969
11 -	32.571	21.832	54.403 (3)	79.93	0.147	11:50:49.372
12 -	32.517	22.158	54.675	79.53	0.419	11:51:44.047

P10 127 S Adam GREEN			Kawasaki - Royal Air Force Motorsport Association			
IDEAL LAP TIME : 54.178		BEST LAP TIME : 54.235		DIFFERENCE : 0.057		
LAP	SECTOR 1	SECTOR 2	LAP TIME	MPH	DIFF	TIME OF DAY
1 -		22.516	1:03.806	68.15	9.571	11:41:44.490
2 -	32.744	21.718	54.462 (3)	79.84	0.227	11:42:38.952
3 -	33.333	22.237	55.570	78.25	1.335	11:43:34.522
4 -	33.120	21.823	54.943	79.14	0.708	11:44:29.465
5 -	32.924	21.803	54.727	79.45	0.492	11:45:24.192
6 -	<b>32.532</b>	21.749	54.281 (2)	80.11	0.046	11:46:18.473
7 -	32.741	21.865	54.606	79.63	0.371	11:47:13.079
8 -	32.887	21.855	54.742	79.43	0.507	11:48:07.821
9 -	32.866	21.828	54.694	79.50	0.459	11:49:02.515
10 -	33.600	22.333	55.933	77.74	1.698	11:49:58.448
11 -	32.674	21.933	54.607	79.63	0.372	11:50:53.055
12 -	32.589	<b>21.646</b>	<b>54.235 (1)</b>	<b>80.18</b>		<b>11:51:47.290</b>

P11 21 Alan WATSON			Kawasaki - Watson Racing			
IDEAL LAP TIME : 54.217		BEST LAP TIME : 54.217		DIFFERENCE : 0.000		
LAP	SECTOR 1	SECTOR 2	LAP TIME	MPH	DIFF	TIME OF DAY
1 -		22.673	1:02.787	69.25	8.570	11:41:43.471
2 -	33.239	21.891	55.130	78.87	0.913	11:42:38.601
3 -	33.549	22.263	55.812	77.91	1.595	11:43:34.413
4 -	33.062	21.810	54.872	79.24	0.655	11:44:29.285
5 -	33.432	21.918	55.350	78.56	1.133	11:45:24.635
6 -	33.034	21.849	54.883	79.23	0.666	11:46:19.518
7 -	32.875	22.022	54.897	79.21	0.680	11:47:14.415
8 -	32.751	21.705	54.456 (3)	79.85	0.239	11:48:08.871
9 -	32.703	21.639	54.342 (2)	80.02	0.125	11:49:03.213
10 -	33.188	22.550	55.738	78.01	1.521	11:49:58.951
11 -	32.819	21.713	54.532	79.74	0.315	11:50:53.483
12 -	<b>32.609</b>	<b>21.608</b>	<b>54.217 (1)</b>	<b>80.20</b>		<b>11:51:47.700</b>

P12 82 Daniel JEFFERSON			Kawasaki -			
IDEAL LAP TIME : 54.677		BEST LAP TIME : 54.720		DIFFERENCE : 0.043		
LAP	SECTOR 1	SECTOR 2	LAP TIME	MPH	DIFF	TIME OF DAY
1 -		22.305	1:02.078	70.04	7.358	11:41:42.762

Weather / Track : Cloudy / Dry

Brands Hatch Indy  
Circuit Length = 1.2079 miles  
Start: 11:40 Flag 11:51 End: 11:52

# BMCRC - MRO Championships 2015 - Rnd 9 @ Brands Hatch Indy

## EDlasia Formula 400 inc Sub 64 & Rookie 400

### RACE 4 - SECTOR ANALYSIS

SECTOR 1 = FL to I1, SECTOR 2 = I1 to FL, DIFF = Difference To Personal Best Lap

2 -	32.978	22.065	55.043	79.00	0.323	11:42:37.805
3 -	33.998	22.482	56.480	76.99	1.760	11:43:34.285
4 -	33.665	22.098	55.763	77.98	1.043	11:44:30.048
5 -	33.156	22.044	55.200	78.77	0.480	11:45:25.248
6 -	32.795	21.975	54.770 (2)	79.39	0.050	11:46:20.018
7 -	<b>32.767</b>	22.059	54.826 (3)	79.31	0.106	11:47:14.844
8 -	32.894	22.011	54.905	79.20	0.185	11:48:09.749
9 -	32.810	<b>21.910</b>	<b>54.720 (1)</b>	<b>79.47</b>		<b>11:49:04.469</b>
10 -	33.848	22.687	56.535	76.91	1.815	11:50:01.004
11 -	32.896	22.032	54.928	79.16	0.208	11:50:55.932
12 -	33.592	22.241	55.833	77.88	1.113	11:51:51.765

<b>P13</b>	<b>22 S</b>	<b>Dave HARVIEK</b>	Kawasaki - SW Roofing Group			
IDEAL LAP TIME : 54.579		BEST LAP TIME : 54.814	DIFFERENCE : 0.235			

LAP	SECTOR 1	SECTOR 2	LAP TIME	MPH	DIFF	TIME OF DAY
1 -		22.404	1:02.304	69.79	7.490	11:41:42.988
2 -	33.154	<b>21.800</b>	54.954	79.13	0.140	11:42:37.942
3 -	34.017	22.549	56.566	76.87	1.752	11:43:34.508
4 -	33.749	22.052	55.801	77.93	0.987	11:44:30.309
5 -	33.248	21.946	55.194	78.78	0.380	11:45:25.503
6 -	32.803	22.018	54.821 (2)	79.32	0.007	11:46:20.324
7 -	<b>32.779</b>	22.035	<b>54.814 (1)</b>	<b>79.33</b>		<b>11:47:15.138</b>
8 -	32.910	21.979	54.889	79.22	0.075	11:48:10.027
9 -	<b>32.779</b>	22.070	54.849 (3)	79.28	0.035	11:49:04.876
10 -	33.491	23.235	56.726	76.65	1.912	11:50:01.602
11 -	33.094	22.029	55.123	78.88	0.309	11:50:56.725
12 -	33.068	22.122	55.190	78.79	0.376	11:51:51.915

<b>P14</b>	<b>47</b>	<b>Allan CLARK</b>	Kawasaki - A Clark & Sons Builders			
IDEAL LAP TIME : 54.276		BEST LAP TIME : 54.481	DIFFERENCE : 0.205			

LAP	SECTOR 1	SECTOR 2	LAP TIME	MPH	DIFF	TIME OF DAY
1 -		22.774	1:05.012	66.88	10.531	11:41:45.696
2 -	34.255	22.395	56.650	76.76	2.169	11:42:42.346
3 -	33.275	22.193	55.468	78.39	0.987	11:43:37.814
4 -	33.554	22.097	55.651	78.14	1.170	11:44:33.465
5 -	33.870	22.607	56.477	76.99	1.996	11:45:29.942
6 -	33.711	22.364	56.075	77.54	1.594	11:46:26.017
7 -	<b>32.684</b>	21.797	<b>54.481 (1)</b>	<b>79.81</b>		<b>11:47:20.498</b>
8 -	33.147	22.142	55.289	78.65	0.808	11:48:15.787
9 -	33.240	<b>21.592</b>	54.832 (3)	79.30	0.351	11:49:10.619
10 -	33.072	21.739	54.811 (2)	79.33	0.330	11:50:05.430
11 -	33.415	22.154	55.569	78.25	1.088	11:51:00.999
12 -	33.483	21.616	55.099	78.92	0.618	11:51:56.098

<b>P15</b>	<b>63</b>	<b>Daniel HARDY</b>	Kawasaki - Susan Beddall Holistic Training			
IDEAL LAP TIME : 54.560		BEST LAP TIME : 54.794	DIFFERENCE : 0.234			

LAP	SECTOR 1	SECTOR 2	LAP TIME	MPH	DIFF	TIME OF DAY
1 -		22.811	1:04.684	67.22	9.890	11:41:45.368
2 -	34.221	22.343	56.564	76.87	1.770	11:42:41.932
3 -	33.325	22.131	55.456	78.41	0.662	11:43:37.388
4 -	33.494	22.643	56.137	77.46	1.343	11:44:33.525
5 -	33.668	22.140	55.808	77.92	1.014	11:45:29.333
6 -	33.105	21.771	54.876 (2)	79.24	0.082	11:46:24.209
7 -	33.088	21.842	54.930 (3)	79.16	0.136	11:47:19.139
8 -	<b>32.868</b>	21.926	<b>54.794 (1)</b>	<b>79.36</b>		<b>11:48:13.933</b>
9 -	34.092	22.082	56.174	77.41	1.380	11:49:10.107
10 -	32.968	22.081	55.049	78.99	0.255	11:50:05.156
11 -	33.639	22.869	56.508	76.95	1.714	11:51:01.664
12 -	33.445	<b>21.692</b>	55.137	78.86	0.343	11:51:56.801

Weather / Track : Cloudy / Dry

Brands Hatch Indy  
Circuit Length = 1.2079 miles  
Start: 11:40 Flag 11:51 End: 11:52

# BMCRC - MRO Championships 2015 - Rnd 9 @ Brands Hatch Indy

## EDlasia Formula 400 inc Sub 64 & Rookie 400

### RACE 4 - SECTOR ANALYSIS

SECTOR 1 = FL to I1, SECTOR 2 = I1 to FL, DIFF = Difference To Personal Best Lap

P16 54		Eric GORRIDGE		Kawasaki -		
IDEAL LAP TIME : 54.126		BEST LAP TIME : 54.415		DIFFERENCE : 0.289		
LAP	SECTOR 1	SECTOR 2	LAP TIME	MPH	DIFF	TIME OF DAY
1 -		22.410	1:04.108	67.83	9.693	11:41:44.792
2 -	34.420	22.052	56.472	77.00	2.057	11:42:41.264
3 -	33.626	22.267	55.893	77.80	1.478	11:43:37.157
4 -	33.527	22.584	56.111	77.50	1.696	11:44:33.268
5 -	33.660	22.432	56.092	77.52	1.677	11:45:29.360
6 -	34.473	22.462	56.935	76.37	2.520	11:46:26.295
7 -	33.444	21.716	55.160	78.83	0.745	11:47:21.455
8 -	32.798	21.803	54.601 (2)	79.64	0.186	11:48:16.056
9 -	33.475	22.226	55.701	78.07	1.286	11:49:11.757
10 -	<b>32.613</b>	21.802	<b>54.415 (1)</b>	<b>79.91</b>		<b>11:50:06.172</b>
11 -	33.040	22.896	55.936	77.74	1.521	11:51:02.108
12 -	33.610	<b>21.513</b>	55.123 (3)	78.88	0.708	11:51:57.231

P17 8 S		Darren CORKETT		Honda -		
IDEAL LAP TIME : 55.148		BEST LAP TIME : 55.304		DIFFERENCE : 0.156		
LAP	SECTOR 1	SECTOR 2	LAP TIME	MPH	DIFF	TIME OF DAY
1 -		22.604	1:03.860	68.09	8.556	11:41:44.544
2 -	33.423	22.039	55.462	78.40	0.158	11:42:40.006
3 -	33.478	<b>21.956</b>	55.434 (3)	78.44	0.130	11:43:35.440
4 -	33.723	22.143	55.866	77.83	0.562	11:44:31.306
5 -	33.479	22.102	55.581	78.23	0.277	11:45:26.887
6 -	33.305	21.999	<b>55.304 (1)</b>	<b>78.63</b>		<b>11:46:22.191</b>
7 -	33.593	22.262	55.855	77.85	0.551	11:47:18.046
8 -	33.611	22.255	55.866	77.83	0.562	11:48:13.912
9 -	34.516	22.504	57.020	76.26	1.716	11:49:10.932
10 -	<b>33.192</b>	22.173	55.365 (2)	78.54	0.061	11:50:06.297
11 -	33.338	23.087	56.425	77.06	1.121	11:51:02.722
12 -	33.889	22.159	56.048	77.58	0.744	11:51:58.770

P18 73		Stephen BORN		Honda - Hugh Jorgan Racing		
IDEAL LAP TIME : 55.434		BEST LAP TIME : 55.583		DIFFERENCE : 0.149		
LAP	SECTOR 1	SECTOR 2	LAP TIME	MPH	DIFF	TIME OF DAY
1 -		21.931	1:02.665	69.39	7.082	11:41:43.349
2 -	33.728	21.855	<b>55.583 (1)</b>	<b>78.23</b>		<b>11:42:38.932</b>
3 -	<b>33.637</b>	22.381	56.018	77.62	0.435	11:43:34.950
4 -	34.290	22.180	56.470	77.00	0.887	11:44:31.420
5 -	33.932	21.991	55.923	77.76	0.340	11:45:27.343
6 -	33.718	22.130	55.848	77.86	0.265	11:46:23.191
7 -	33.716	22.170	55.886	77.81	0.303	11:47:19.077
8 -	34.022	21.985	56.007	77.64	0.424	11:48:15.084
9 -	33.985	22.326	56.311	77.22	0.728	11:49:11.395
10 -	33.781	21.861	55.642 (2)	78.15	0.059	11:50:07.037
11 -	34.257	22.290	56.547	76.90	0.964	11:51:03.584
12 -	33.897	<b>21.797</b>	55.694 (3)	78.08	0.111	11:51:59.278

P19 23 R		Tham EVANS		Honda -		
IDEAL LAP TIME : 54.999		BEST LAP TIME : 55.233		DIFFERENCE : 0.234		
LAP	SECTOR 1	SECTOR 2	LAP TIME	MPH	DIFF	TIME OF DAY
1 -		22.678	1:03.752	68.21	8.519	11:41:44.436
2 -	33.835	22.474	56.309	77.22	1.076	11:42:40.745
3 -	<b>32.825</b>	22.408	<b>55.233 (1)</b>	<b>78.73</b>		<b>11:43:35.978</b>
4 -	33.542	22.409	55.951	77.72	0.718	11:44:31.929
5 -	33.611	22.493	56.104	77.50	0.871	11:45:28.033
6 -	33.239	22.299	55.538 (2)	78.29	0.305	11:46:23.571
7 -	33.596	22.269	55.865	77.84	0.632	11:47:19.436
8 -	33.907	22.594	56.501	76.96	1.268	11:48:15.937
9 -	33.370	22.321	55.691 (3)	78.08	0.458	11:49:11.628

Weather / Track : Cloudy / Dry

Brands Hatch Indy  
Circuit Length = 1.2079 miles  
Start: 11:40 Flag 11:51 End: 11:52



# BMCRC - MRO Championships 2015 - Rnd 9 @ Brands Hatch Indy

## EDlasia Formula 400 inc Sub 64 & Rookie 400

### RACE 4 - SECTOR ANALYSIS

SECTOR 1 = FL to I1, SECTOR 2 = I1 to FL, DIFF = Difference To Personal Best Lap

10 -	33.697	<b>22.174</b>	55.871	77.83	0.638	11:50:07.499
11 -	33.265	22.757	56.022	77.62	0.789	11:51:03.521
12 -	34.152	22.623	56.775	76.59	1.542	11:52:00.296

P20 55 R		Nick COOPER		Aprilia - Skint Racing sponsored by Wemoto.com			
IDEAL LAP TIME : 55.546		BEST LAP TIME : 55.594		DIFFERENCE : 0.048			
LAP	SECTOR 1	SECTOR 2	LAP TIME	MPH	DIFF	TIME OF DAY	
1 -		22.577	1:04.012	67.93	8.418	11:41:44.696	
2 -	33.969	22.498	56.467	77.01	0.873	11:42:41.163	
3 -	33.371	22.523	55.894 (3)	77.80	0.300	11:43:37.057	
4 -	33.447	22.701	56.148	77.44	0.554	11:44:33.205	
5 -	33.547	22.521	56.068	77.55	0.474	11:45:29.273	
6 -	34.186	22.761	56.947	76.36	1.353	11:46:26.220	
7 -	33.540	22.681	56.221	77.34	0.627	11:47:22.441	
8 -	33.699	22.749	56.448	77.03	0.854	11:48:18.889	
9 -	<b>33.204</b>	22.713	55.917	77.76	0.323	11:49:14.806	
10 -	33.403	22.498	55.901	77.79	0.307	11:50:10.707	
11 -	33.298	<b>22.342</b>	55.640 (2)	78.15	0.046	11:51:06.347	
12 -	33.217	22.377	<b>55.594 (1)</b>	<b>78.22</b>		<b>11:52:01.941</b>	

P21 28 S		Kurt HODGSON		Honda - 14-year-old-wet-race-tyres.com			
IDEAL LAP TIME : 55.563		BEST LAP TIME : 55.563		DIFFERENCE : 0.000			
LAP	SECTOR 1	SECTOR 2	LAP TIME	MPH	DIFF	TIME OF DAY	
1 -		23.205	1:05.746	66.14	10.183	11:41:46.430	
2 -	33.935	22.913	56.848	76.49	1.285	11:42:43.278	
3 -	33.487	22.426	55.913	77.77	0.350	11:43:39.191	
4 -	33.561	22.409	55.970	77.69	0.407	11:44:35.161	
5 -	33.515	22.393	55.908 (3)	77.78	0.345	11:45:31.069	
6 -	33.389	22.619	56.008	77.64	0.445	11:46:27.077	
7 -	33.745	22.374	56.119	77.48	0.556	11:47:23.196	
8 -	33.361	22.441	55.802 (2)	77.92	0.239	11:48:18.998	
9 -	33.354	22.581	55.935	77.74	0.372	11:49:14.933	
10 -	33.487	22.542	56.029	77.61	0.466	11:50:10.962	
11 -	<b>33.282</b>	<b>22.281</b>	<b>55.563 (1)</b>	<b>78.26</b>		<b>11:51:06.525</b>	
12 -	33.601	23.127	56.728	76.65	1.165	11:52:03.253	

P22 29 R		Giles HARWOOD		Yamaha -			
IDEAL LAP TIME : 55.924		BEST LAP TIME : 55.924		DIFFERENCE : 0.000			
LAP	SECTOR 1	SECTOR 2	LAP TIME	MPH	DIFF	TIME OF DAY	
1 -		23.151	1:05.589	66.29	9.665	11:41:46.273	
2 -	34.038	22.620	56.658	76.75	0.734	11:42:42.931	
3 -	<b>33.513</b>	<b>22.411</b>	<b>55.924 (1)</b>	<b>77.75</b>		<b>11:43:38.855</b>	
4 -	34.512	22.569	57.081	76.18	1.157	11:44:35.936	
5 -	33.614	22.518	56.132 (2)	77.47	0.208	11:45:32.068	
6 -	33.675	22.570	56.245 (3)	77.31	0.321	11:46:28.313	
7 -	34.261	22.448	56.709	76.68	0.785	11:47:25.022	
8 -	34.383	22.638	57.021	76.26	1.097	11:48:22.043	
9 -	33.803	22.816	56.619	76.80	0.695	11:49:18.662	
10 -	33.821	22.822	56.643	76.77	0.719	11:50:15.305	
11 -	34.074	22.573	56.647	76.76	0.723	11:51:11.952	
12 -	33.937	22.661	56.598	76.83	0.674	11:52:08.550	

P23 91 S		Keith TERRY		Honda - 23 Tuning			
IDEAL LAP TIME : 57.340		BEST LAP TIME : 57.340		DIFFERENCE : 0.000			
LAP	SECTOR 1	SECTOR 2	LAP TIME	MPH	DIFF	TIME OF DAY	
1 -		23.700	1:07.594	64.33	10.254	11:41:48.278	
2 -	35.718	23.286	59.004	73.70	1.664	11:42:47.282	
3 -	35.546	23.287	58.833	73.91	1.493	11:43:46.115	
4 -	35.005	22.783	57.788	75.25	0.448	11:44:43.903	
5 -	35.173	22.905	58.078	74.87	0.738	11:45:41.981	

Weather / Track : Cloudy / Dry

Brands Hatch Indy  
Circuit Length = 1.2079 miles  
Start: 11:40 Flag 11:51 End: 11:52

# BMCRC - MRO Championships 2015 - Rnd 9 @ Brands Hatch Indy

## EDlasia Formula 400 inc Sub 64 & Rookie 400

### RACE 4 - SECTOR ANALYSIS

SECTOR 1 = FL to I1, SECTOR 2 = I1 to FL, DIFF = Difference To Personal Best Lap

6 -	34.921	22.848	57.769 (2)	75.27	0.429	11:46:39.750
7 -	34.668	23.113	57.781 (3)	75.26	0.441	11:47:37.531
8 -	35.197	23.096	58.293	74.59	0.953	11:48:35.824
9 -	<b>34.626</b>	<b>22.714</b>	<b>57.340 (1)</b>	<b>75.83</b>		<b>11:49:33.164</b>
10 -	34.938	23.235	58.173	74.75	0.833	11:50:31.337
11 -	35.204	22.774	57.978	75.00	0.638	11:51:29.315

P24 178 S Richard MORRIS			Suzuki - Mark 1 Diggers			
IDEAL LAP TIME : 57.362		BEST LAP TIME : 57.664		DIFFERENCE : 0.302		
LAP	SECTOR 1	SECTOR 2	LAP TIME	MPH	DIFF	TIME OF DAY
1 -		23.321	1:06.705	65.19	9.041	11:41:47.389
2 -	35.204	23.132	58.336	74.54	0.672	11:42:45.725
3 -	35.243	22.796	58.039 (3)	74.92	0.375	11:43:43.764
4 -	35.674	22.871	58.545	74.27	0.881	11:44:42.309
5 -	35.117	23.012	58.129	74.80	0.465	11:45:40.438
6 -	34.753	23.512	58.265	74.63	0.601	11:46:38.703
7 -	<b>34.601</b>	23.228	57.829 (2)	75.19	0.165	11:47:36.532
8 -	35.511	23.068	58.579	74.23	0.915	11:48:35.111
9 -	35.709	23.341	59.050	73.64	1.386	11:49:34.161
10 -	34.903	<b>22.761</b>	<b>57.664 (1)</b>	<b>75.41</b>		<b>11:50:31.825</b>
11 -	34.820	23.358	58.178	74.74	0.514	11:51:30.003

P25 43 R Peter RANDALL			Kawasaki -			
IDEAL LAP TIME : 57.762		BEST LAP TIME : 58.100		DIFFERENCE : 0.338		
LAP	SECTOR 1	SECTOR 2	LAP TIME	MPH	DIFF	TIME OF DAY
1 -		23.399	1:07.614	64.31	9.514	11:41:48.298
2 -	34.882	23.252	58.134 (3)	74.80	0.034	11:42:46.432
3 -	35.294	23.013	58.307	74.58	0.207	11:43:44.739
4 -	35.245	23.308	58.553	74.26	0.453	11:44:43.292
5 -	35.226	22.997	58.223	74.68	0.123	11:45:41.515
6 -	<b>34.820</b>	23.284	58.104 (2)	74.84	0.004	11:46:39.619
7 -	35.266	<b>22.942</b>	58.208	74.70	0.108	11:47:37.827
8 -	35.236	23.083	58.319	74.56	0.219	11:48:36.146
9 -	35.646	23.378	59.024	73.67	0.924	11:49:35.170
10 -	34.910	23.190	<b>58.100 (1)</b>	<b>74.84</b>		<b>11:50:33.270</b>
11 -	35.436	23.062	58.498	74.33	0.398	11:51:31.768

P26 81 R Scott GRANT			Yamaha - SEAGER engineering/Interim FM Solutions			
IDEAL LAP TIME : 57.292		BEST LAP TIME : 57.514		DIFFERENCE : 0.222		
LAP	SECTOR 1	SECTOR 2	LAP TIME	MPH	DIFF	TIME OF DAY
1 -		23.545	1:06.429	65.46	8.915	11:41:47.113
2 -	35.729	23.633	59.362	73.25	1.848	11:42:46.475
3 -	34.908	<b>23.108</b>	58.016 (3)	74.95	0.502	11:43:44.491
4 -	34.574	23.316	57.890 (2)	75.11	0.376	11:44:42.381
5 -	35.483	23.314	58.797	73.95	1.283	11:45:41.178
6 -	34.671	23.831	58.502	74.33	0.988	11:46:39.680
7 -	<b>34.184</b>	23.330	<b>57.514 (1)</b>	<b>75.60</b>		<b>11:47:37.194</b>
8 -	35.183	23.607	58.790	73.96	1.276	11:48:35.984
9 -	35.379	23.459	58.838	73.90	1.324	11:49:34.822
10 -	34.786	23.446	58.232	74.67	0.718	11:50:33.054
11 -	35.320	23.632	58.952	73.76	1.438	11:51:32.006

P27 58 Steve YOUNG			Kawasaki - Cadmatic			
IDEAL LAP TIME : 56.795		BEST LAP TIME : 56.878		DIFFERENCE : 0.083		
LAP	SECTOR 1	SECTOR 2	LAP TIME	MPH	DIFF	TIME OF DAY
1 -		23.440	1:07.966	63.98	11.088	11:41:48.650
2 -	35.227	22.880	58.107	74.83	1.229	11:42:46.757
3 -	35.189	22.906	58.095	74.85	1.217	11:43:44.852
4 -	35.082	22.744	57.826 (2)	75.20	0.948	11:44:42.678
5 -	35.071	23.086	58.157	74.77	1.279	11:45:40.835

Weather / Track : Cloudy / Dry

Brands Hatch Indy  
Circuit Length = 1.2079 miles  
Start: 11:40 Flag 11:51 End: 11:52

# BMCRC - MRO Championships 2015 - Rnd 9 @ Brands Hatch Indy

## EDlasia Formula 400 inc Sub 64 & Rookie 400

### RACE 4 - SECTOR ANALYSIS

SECTOR 1 = FL to I1, SECTOR 2 = I1 to FL, DIFF = Difference To Personal Best Lap

6 -	34.425	23.514	57.939 (3)	75.05	1.061	11:46:38.774
7 -	<b>34.417</b>	25.979	1:00.396	72.00	3.518	11:47:39.170
<b>8 -</b>	34.500	<b>22.378</b>	<b>56.878 (1)</b>	<b>76.45</b>		<b>11:48:36.048</b>
9 -	36.001	24.893	1:00.894	71.41	4.016	11:49:36.942
10 -	35.030	23.781	58.811	73.94	1.933	11:50:35.753
11 -	35.667	23.864	59.531	73.04	2.653	11:51:35.284

<b>P28 72</b>	<b>Kevin MILLER</b>	Honda - Mechanical Air Supplies Ltd
IDEAL LAP TIME : 58.212	BEST LAP TIME : 58.419	DIFFERENCE : 0.207

LAP	SECTOR 1	SECTOR 2	LAP TIME	MPH	DIFF	TIME OF DAY
1 -		24.264	1:09.178	62.86	10.759	11:41:49.862
2 -	36.076	23.595	59.671	72.87	1.252	11:42:49.533
3 -	35.564	23.464	59.028	73.67	0.609	11:43:48.561
4 -	36.409	23.664	1:00.073	72.38	1.654	11:44:48.634
5 -	35.647	23.654	59.301	73.33	0.882	11:45:47.935
6 -	35.745	23.674	59.419	73.18	1.000	11:46:47.354
7 -	35.712	23.393	59.105	73.57	0.686	11:47:46.459
8 -	35.520	23.438	58.958	73.75	0.539	11:48:45.417
9 -	35.684	<b>23.039</b>	58.723 (3)	74.05	0.304	11:49:44.140
10 -	35.305	23.399	58.704 (2)	74.07	0.285	11:50:42.844
<b>11 -</b>	<b>35.173</b>	23.246	<b>58.419 (1)</b>	<b>74.43</b>		<b>11:51:41.263</b>

<b>P29 98 S</b>	<b>Rob PRAGNELL</b>	Kawasaki -
IDEAL LAP TIME : 1:00.050	BEST LAP TIME : 1:00.280	DIFFERENCE : 0.230

LAP	SECTOR 1	SECTOR 2	LAP TIME	MPH	DIFF	TIME OF DAY
1 -		24.803	1:11.485	60.83	11.205	11:41:52.169
2 -	36.916	24.273	1:01.189	71.06	0.909	11:42:53.358
3 -	36.414	24.522	1:00.936	71.36	0.656	11:43:54.294
4 -	36.393	24.269	1:00.662	71.68	0.382	11:44:54.956
<b>5 -</b>	36.306	<b>23.974</b>	<b>1:00.280 (1)</b>	<b>72.14</b>		<b>11:45:55.236</b>
6 -	36.676	24.710	1:01.386	70.84	1.106	11:46:56.622
7 -	<b>36.076</b>	24.569	1:00.645 (3)	71.70	0.365	11:47:57.267
8 -	36.635	24.244	1:00.879	71.43	0.599	11:48:58.146
9 -	37.082	24.215	1:01.297	70.94	1.017	11:49:59.443
10 -	36.471	23.992	1:00.463 (2)	71.92	0.183	11:50:59.906
11 -	36.740	24.362	1:01.102	71.16	0.822	11:52:01.008

<b>P30 134 R</b>	<b>Debbie PETTET</b>	Kawasaki - Chris Pettet
IDEAL LAP TIME : 1:00.009	BEST LAP TIME : 1:00.009	DIFFERENCE : 0.000

LAP	SECTOR 1	SECTOR 2	LAP TIME	MPH	DIFF	TIME OF DAY
1 -		24.188	1:09.508	62.56	9.499	11:41:50.192
<b>2 -</b>	<b>36.188</b>	<b>23.821</b>	<b>1:00.009 (1)</b>	<b>72.46</b>		<b>11:42:50.201</b>
3 -	36.884	24.256	1:01.140 (3)	71.12	1.131	11:43:51.341
4 -	37.134	24.434	1:01.568	70.63	1.559	11:44:52.909
5 -	37.226	24.391	1:01.617	70.57	1.608	11:45:54.526
6 -	37.284	24.174	1:01.458	70.75	1.449	11:46:55.984
7 -	36.631	24.387	1:01.018 (2)	71.26	1.009	11:47:57.002
8 -	37.110	24.584	1:01.694	70.48	1.685	11:48:58.696
9 -	37.980	24.117	1:02.097	70.02	2.088	11:50:00.793
10 -	37.156	24.469	1:01.625	70.56	1.616	11:51:02.418
11 -	37.401	24.306	1:01.707	70.47	1.698	11:52:04.125

<b>P31 104 R</b>	<b>David OGDEN</b>	Yamaha - M & M Motorcycles, Cambridge
IDEAL LAP TIME : 1:00.421	BEST LAP TIME : 1:00.586	DIFFERENCE : 0.165

LAP	SECTOR 1	SECTOR 2	LAP TIME	MPH	DIFF	TIME OF DAY
1 -		24.859	1:10.864	61.36	10.278	11:41:51.548
2 -	37.077	<b>24.080</b>	1:01.157 (2)	71.10	0.571	11:42:52.705
3 -	36.703	24.578	1:01.281	70.96	0.695	11:43:53.986
<b>4 -</b>	<b>36.341</b>	24.245	<b>1:00.586 (1)</b>	<b>71.77</b>		<b>11:44:54.572</b>
5 -	36.944	24.648	1:01.592	70.60	1.006	11:45:56.164

Weather / Track : Cloudy / Dry

Brands Hatch Indy  
Circuit Length = 1.2079 miles  
Start: 11:40 Flag 11:51 End: 11:52

# BMCRC - MRO Championships 2015 - Rnd 9 @ Brands Hatch Indy

## EDlasia Formula 400 inc Sub 64 & Rookie 400

### RACE 4 - SECTOR ANALYSIS

SECTOR 1 = FL to I1, SECTOR 2 = I1 to FL, DIFF = Difference To Personal Best Lap

6 -	37.366	24.707	1:02.073	70.05	1.487	11:46:58.237
7 -	36.954	24.330	1:01.284	70.95	0.698	11:47:59.521
8 -	36.942	24.478	1:01.420	70.80	0.834	11:49:00.941
9 -	36.743	24.637	1:01.380	70.84	0.794	11:50:02.321
10 -	36.824	24.889	1:01.713	70.46	1.127	11:51:04.034
11 -	37.002	24.220	1:01.222 (3)	71.03	0.636	11:52:05.256

# BMCRC - MRO Championships 2015 - Rnd 9 @ Brands Hatch Indy

## EDlasia Formula 400 inc Sub 64 & Rookie 400

### RACE 4 - BEST SECTORS

SECTOR 1			SECTOR 2			IDEAL / BEST COMPARISON						
POS	NO	NAME	TIME	NO	NAME	TIME	POS	NO	NAME	IDEAL	BEST	DIFF
									<b>PERFECT LAP</b>	<b>50.958</b>		
1	14	BURRAGE	<b>30.675</b>	14	BURRAGE	<b>20.283</b>	1	14	BURRAGE	50.958	51.290	0.332
2	51	JARMAN	<b>30.910</b>	88	THOMPSON	<b>20.704</b>	2	51	JARMAN	51.640	51.723	0.083
3	11	RUTH	<b>30.954</b>	51	JARMAN	<b>20.730</b>	3	11	RUTH	51.708	51.747	0.039
4	88	THOMPSON	<b>31.074</b>	11	RUTH	<b>20.754</b>	4	88	THOMPSON	51.778	51.778	0.000
5	86	SCOTT	<b>31.504</b>	86	SCOTT	<b>21.128</b>	5	86	SCOTT	52.632	52.778	0.146
6	50	HIGLETT	<b>31.672</b>	50	HIGLETT	<b>21.258</b>	6	50	HIGLETT	52.930	52.930	0.000
7	33	JOHNSTONE	<b>32.261</b>	54	GORRIDGE	<b>21.513</b>	7	33	JOHNSTONE	53.872	53.872	0.000
8	78	POVAH	<b>32.436</b>	27	SMITH	<b>21.592</b>	8	54	GORRIDGE	54.126	54.415	0.289
9	127	GREEN	<b>32.532</b>	47	CLARK	<b>21.592</b>	9	127	GREEN	54.178	54.235	0.057
10	21	WATSON	<b>32.609</b>	21	WATSON	<b>21.608</b>	10	21	WATSON	54.217	54.217	0.000
11	54	GORRIDGE	<b>32.613</b>	33	JOHNSTONE	<b>21.611</b>	11	27	SMITH	54.221	54.394	0.173
12	27	SMITH	<b>32.629</b>	127	GREEN	<b>21.646</b>	12	78	POVAH	54.256	54.256	0.000
13	47	CLARK	<b>32.684</b>	63	HARDY	<b>21.692</b>	13	47	CLARK	54.276	54.481	0.205
14	82	JEFFERSON	<b>32.767</b>	73	BORN	<b>21.797</b>	14	63	HARDY	54.560	54.794	0.234
15	22	HARVIEK	<b>32.779</b>	22	HARVIEK	<b>21.800</b>	15	22	HARVIEK	54.579	54.814	0.235
16	23	EVANS	<b>32.825</b>	78	POVAH	<b>21.820</b>	16	82	JEFFERSON	54.677	54.720	0.043
17	63	HARDY	<b>32.868</b>	82	JEFFERSON	<b>21.910</b>	17	23	EVANS	54.999	55.233	0.234
18	8	CORKETT	<b>33.192</b>	8	CORKETT	<b>21.956</b>	18	8	CORKETT	55.148	55.304	0.156
19	55	COOPER	<b>33.204</b>	23	EVANS	<b>22.174</b>	19	73	BORN	55.434	55.583	0.149
20	28	HODGSON	<b>33.282</b>	28	HODGSON	<b>22.281</b>	20	55	COOPER	55.546	55.594	0.048
21	29	HARWOOD	<b>33.513</b>	55	COOPER	<b>22.342</b>	21	28	HODGSON	55.563	55.563	0.000
22	73	BORN	<b>33.637</b>	58	YOUNG	<b>22.378</b>	22	29	HARWOOD	55.924	55.924	0.000
23	81	GRANT	<b>34.184</b>	29	HARWOOD	<b>22.411</b>	23	58	YOUNG	56.795	56.878	0.083
24	58	YOUNG	<b>34.417</b>	91	TERRY	<b>22.714</b>	24	81	GRANT	57.292	57.514	0.222
25	178	MORRIS	<b>34.601</b>	178	MORRIS	<b>22.761</b>	25	91	TERRY	57.340	57.340	0.000
26	91	TERRY	<b>34.626</b>	43	RANDALL	<b>22.942</b>	26	178	MORRIS	57.362	57.664	0.302
27	43	RANDALL	<b>34.820</b>	72	MILLER	<b>23.039</b>	27	43	RANDALL	57.762	58.100	0.338
28	72	MILLER	<b>35.173</b>	81	GRANT	<b>23.108</b>	28	72	MILLER	58.212	58.419	0.207
29	98	PRAGNELL	<b>36.076</b>	134	PETTET	<b>23.821</b>	29	134	PETTET	1:00.009	1:00.009	0.000
30	134	PETTET	<b>36.188</b>	98	PRAGNELL	<b>23.974</b>	30	98	PRAGNELL	1:00.050	1:00.280	0.230
31	104	OGDEN	<b>36.341</b>	104	OGDEN	<b>24.080</b>	31	104	OGDEN	1:00.421	1:00.586	0.165
32												

Weather / Track : Cloudy / Dry

Results can be found at [www.tsl-timing.com](http://www.tsl-timing.com)

Brands Hatch Indy  
 Circuit Length = 1.2079 miles  
 Start: 11:40 Flag 11:51 End: 11:52

Printed - 11:52 Sunday, 04 October 2015

# BMCRC - MRO Championships 2015 - Rnd 9 @ Brands Hatch Indy



## EDlasia Formula 400 inc Sub 64 & Rookie 400

### RACE 12 - CLASSIFICATION

POS	NO	CL	PIC NAME	ENTRY	LAPS	TIME	GAP	DIFF	MPH	BEST	ON
1	14		1 Chris BURRAGE	Kawasaki - Saracen Racing/Seton Tuning	12	10:27.399			83.17	51.468	12
2	11		2 Dan RUTH	Kawasaki - Richard Ruth	12	10:28.476	1.077	1.077	83.03	51.283	10
3	51		3 Emma JARMAN	Kawasaki - RDRacing & EDIAsia	12	10:30.364	2.965	1.888	82.78	51.458	11
4	88		4 Mark THOMPSON	Kawasaki - Flintstone Tyres / David Simon Tuning	12	10:41.506	14.107	11.142	81.34	52.431	6
5	50		5 Graham HIGLETT	Kawasaki - Face to Face Finance	12	10:41.863	14.464	0.357	81.29	52.372	11
6	86		6 Mathew SCOTT	Kawasaki -	12	10:42.371	14.972	0.508	81.23	52.451	11
7	33	S	1 Carl JOHNSTONE	Yamaha - EDlasia	12	10:55.901	28.502	13.530	79.55	53.855	5
8	54		7 Eric GORRIDGE	Kawasaki -	12	10:56.640	29.241	0.739	79.47	53.499	5
9	21		8 Alan WATSON	Kawasaki - Watson Racing	12	10:57.855	30.456	1.215	79.32	53.857	10
10	27		9 Wes SMITH	Kawasaki -	12	11:02.023	34.624	4.168	78.82	53.816	8
11	127	S	2 Adam GREEN	Kawasaki - Royal Air Force Motorsport Association	12	11:03.886	36.487	1.863	78.60	54.335	6
12	78	S	3 Keith POVAH	Honda - www.78Plate.com ScreenPrinting	12	11:09.386	41.987	5.500	77.95	54.993	6
13	63		10 Daniel HARDY	Kawasaki - Susan Beddall Holistic Training	12	11:09.605	42.206	0.219	77.93	54.806	4
14	8	S	4 Darren CORKETT	Honda -	12	11:09.724	42.325	0.119	77.91	54.611	8
15	47		11 Allan CLARK	Kawasaki - A Clark & Sons Builders	12	11:10.347	42.948	0.623	77.84	54.451	5
16	22	S	5 Dave HARVIEK	Kawasaki - SW Roofing Group	12	11:11.020	43.621	0.673	77.76	54.272	2
17	55	R	1 Nick COOPER	Aprilia - Skint Racing sponsored by Wemoto.com	12	11:15.969	48.570	4.949	77.19	54.909	9
18	23	R	2 Tham EVANS	Honda -	12	11:16.329	48.930	0.360	77.15	54.629	6
19	82		12 Daniel JEFFERSON	Kawasaki -	12	11:18.600	51.201	2.271	76.89	54.897	6
20	81	R	3 Scott GRANT	Yamaha - SEAGER engineering/Interim FM Solutior	12	11:19.721	52.322	1.121	76.77	55.413	7
21	28	S	6 Kurt HODGSON	Honda - 14-year-old-wet-race-tyres.com	11	10:27.865	1 Lap	1 Lap	76.18	55.228	5
22	43	R	4 Peter RANDALL	Kawasaki -	11	10:42.770	1 Lap	14.905	74.41	57.169	7
23	91	S	7 Keith TERRY	Honda - 23 Tuning	11	10:45.568	1 Lap	2.798	74.09	56.795	9
24	58		13 Steve YOUNG	Kawasaki - Cadmatic	11	10:46.453	1 Lap	0.885	73.99	56.971	9
25	178	S	8 Richard MORRIS	Suzuki - Mark 1 Diggers	11	10:51.605	1 Lap	5.152	73.41	57.546	11
26	72		14 Kevin MILLER	Honda - Mechanical Air Supplies Ltd	11	10:55.537	1 Lap	3.932	72.97	57.900	7
27	98	S	9 Rob PRAGNELL	Kawasaki -	11	11:09.130	1 Lap	13.593	71.48	58.971	3
28	123	R	5 Heather BELCHER	Kawasaki - Camclad Contractors	11	11:21.986	1 Lap	12.856	70.14	59.839	7
29	134	R	6 Debbie PETTET	Kawasaki - Chris Pettet	11	11:27.113	1 Lap	5.127	69.61	1:00.649	2
30	104	R	7 David OGDEN	Yamaha - M & M Motorcycles, Cambridge	11	11:27.442	1 Lap	0.329	69.58	1:00.941	11

#### NOT CLASSIFIED

DNF	73		Stephen BORN	Honda - Hugh Jorgan Racing	9	8:27.701	3 Laps	2 Laps	77.08	54.887	8
-----	----	--	--------------	----------------------------	---	----------	--------	--------	-------	--------	---

#### FASTEST LAP

11			Dan RUTH	Kawasaki - Richard Ruth	10	51.283			84.79 mph	136.46 kph
33	S		Carl JOHNSTONE	Yamaha - EDlasia	5	53.855			80.74 mph	129.94 kph
23	R		Tham EVANS	Honda -	6	54.629			79.60 mph	128.10 kph

Class - 90% of Race Speed = 74.85 mph  
 Class S - 90% of Race Speed = 71.59 mph  
 Class R - 90% of Race Speed = 69.47 mph

Brands Hatch Indy  
 Circuit Length = 1.2079 miles  
 Start: 15:10 Flag 15:21 End: 15:22

Weather / Track : Cloudy / Dry

These results are provisional until the conclusion of any judicial and technical matters.

Clerk Of Course :	Timekeeper :
-------------------	--------------

Results can be found at [www.tsl-timing.com](http://www.tsl-timing.com)

Printed - 15:23 Sunday, 04 October 2015





# BMCRC - MRO Championships 2015 - Rnd 9 @ Brands Hatch Indy

## EDlasia Formula 400 inc Sub 64 & Rookie 400

### RACE 12 - LAP CHART

<b>8</b>	35.709	55.646	<b>8</b>	42.325	54.803
<b>47</b>	36.710	55.444	<b>47</b>	42.948	54.679
<b>134</b>	1 Lap	1:01.800	<b>22</b>	43.621	57.100
<b>82</b>	39.848	56.430	<b>55</b>	48.570	55.009
<b>55</b>	40.572	55.730	<b>23</b>	48.930	54.982
<b>104</b>	1 Lap	1:00.967	<b>82</b>	51.201	56.406
<b>23</b>	40.885	55.573	<b>81</b>	52.322	57.079
<b>81</b>	42.352	55.898	<b>123</b>	1 Lap	1:01.004
<b>28</b>	46.899	58.453	<b>134</b>	1 Lap	1:00.802
			<b>104</b>	1 Lap	1:00.941

#### LAP 11 @ 15:20:28.031

NO	BEHIND	LAP TIME
<b>14</b>		51.565
<b>11</b>	1.072	51.422
<b>51</b>	2.485	51.458
<b>43</b>	1 Lap	57.771
<b>91</b>	1 Lap	57.435
<b>88</b>	12.391	52.696
<b>50</b>	12.709	52.372
<b>58</b>	1 Lap	57.134
<b>86</b>	13.208	52.451
<b>178</b>	1 Lap	57.696
<b>72</b>	1 Lap	58.074
<b>33</b>	25.507	54.328
<b>54</b>	27.024	53.706
<b>21</b>	27.945	54.015
<b>27</b>	31.423	54.613
<b>98</b>	1 Lap	1:01.587
<b>127</b>	33.029	54.735
<b>78</b>	37.843	55.239
<b>22</b>	37.989	54.949
<b>63</b>	38.024	54.947
<b>8</b>	38.990	54.846
<b>47</b>	39.737	54.592
<b>55</b>	45.029	56.022
<b>123</b>	1 Lap	1:01.197
<b>23</b>	45.416	56.096
<b>82</b>	46.263	57.980
<b>81</b>	46.711	55.924
<b>134</b>	1 Lap	1:02.754
<b>104</b>	1 Lap	1:01.490

#### LAP 12 @ 15:21:19.499

NO	BEHIND	LAP TIME
<b>14</b>		51.468
<b>28</b>	1 Lap	56.600
<b>11</b>	1.077	51.473
<b>51</b>	2.965	51.948
<b>88</b>	14.107	53.184
<b>50</b>	14.464	53.223
<b>86</b>	14.972	53.232
<b>43</b>	1 Lap	57.394
<b>91</b>	1 Lap	57.482
<b>58</b>	1 Lap	57.716
<b>178</b>	1 Lap	57.546
<b>72</b>	1 Lap	57.997
<b>33</b>	28.502	54.463
<b>54</b>	29.241	53.685
<b>21</b>	30.456	53.979
<b>27</b>	34.624	54.669
<b>127</b>	36.487	54.926
<b>98</b>	1 Lap	1:00.457
<b>78</b>	41.987	55.612
<b>63</b>	42.206	55.650

Weather / Track : Cloudy / Dry



# BMCRC - MRO Championships 2015 - Rnd 9 @ Brands Hatch Indy

## EDlasia Formula 400 inc Sub 64 & Rookie 400

### RACE 12 - SECTOR ANALYSIS

SECTOR 1 = FL to I1, SECTOR 2 = I1 to FL, DIFF = Difference To Personal Best Lap

<b>P1 14</b>		<b>Chris BURRAGE</b>		Kawasaki - Saracen Racing/Seton Tuning		
IDEAL LAP TIME : 51.107		BEST LAP TIME : 51.468		DIFFERENCE : 0.361		
LAP	SECTOR 1	SECTOR 2	LAP TIME	MPH	DIFF	TIME OF DAY
1 -		21.124	57.440	75.70	5.972	15:11:49.540
2 -	31.400	20.918	52.318	83.11	0.850	15:12:41.858
3 -	30.994	20.887	51.881	83.81	0.413	15:13:33.739
4 -	30.946	20.860	51.806	83.94	0.338	15:14:25.545
5 -	30.871	20.905	51.776	83.98	0.308	15:15:17.321
6 -	30.627	20.925	51.552 (2)	84.35	0.084	15:16:08.873
7 -	30.947	20.841	51.788	83.96	0.320	15:17:00.661
8 -	31.243	<b>20.655</b>	51.898	83.79	0.430	15:17:52.559
9 -	31.147	20.885	52.032	83.57	0.564	15:18:44.591
10 -	31.063	20.812	51.875	83.82	0.407	15:19:36.466
11 -	30.777	20.788	51.565 (3)	84.33	0.097	15:20:28.031
12 -	<b>30.452</b>	21.016	<b>51.468 (1)</b>	<b>84.49</b>		<b>15:21:19.499</b>

<b>P2 11</b>		<b>Dan RUTH</b>		Kawasaki - Richard Ruth		
IDEAL LAP TIME : 51.154		BEST LAP TIME : 51.283		DIFFERENCE : 0.129		
LAP	SECTOR 1	SECTOR 2	LAP TIME	MPH	DIFF	TIME OF DAY
1 -		21.159	57.646	75.43	6.363	15:11:49.746
2 -	31.613	21.087	52.700	82.51	1.417	15:12:42.446
3 -	31.071	20.704	51.775	83.99	0.492	15:13:34.221
4 -	31.158	20.726	51.884	83.81	0.601	15:14:26.105
5 -	31.321	20.786	52.107	83.45	0.824	15:15:18.212
6 -	30.852	21.229	52.081	83.49	0.798	15:16:10.293
7 -	31.123	20.783	51.906	83.77	0.623	15:17:02.199
8 -	31.171	20.928	52.099	83.46	0.816	15:17:54.298
9 -	31.039	21.061	52.100	83.46	0.817	15:18:46.398
10 -	<b>30.621</b>	20.662	<b>51.283 (1)</b>	<b>84.79</b>		<b>15:19:37.681</b>
11 -	30.721	20.701	51.422 (2)	84.56	0.139	15:20:29.103
12 -	30.940	<b>20.533</b>	51.473 (3)	84.48	0.190	15:21:20.576

<b>P3 51</b>		<b>Emma JARMAN</b>		Kawasaki - RDRacing & EDIAsia		
IDEAL LAP TIME : 51.399		BEST LAP TIME : 51.458		DIFFERENCE : 0.059		
LAP	SECTOR 1	SECTOR 2	LAP TIME	MPH	DIFF	TIME OF DAY
1 -		21.075	57.769	75.27	6.311	15:11:49.869
2 -	31.380	20.877	52.257	83.21	0.799	15:12:42.126
3 -	30.940	20.741	51.681 (2)	84.14	0.223	15:13:33.807
4 -	31.030	20.790	51.820	83.91	0.362	15:14:25.627
5 -	31.083	20.678	51.761 (3)	84.01	0.303	15:15:17.388
6 -	30.800	21.643	52.443	82.92	0.985	15:16:09.831
7 -	31.169	<b>20.623</b>	51.792	83.96	0.334	15:17:01.623
8 -	31.735	21.051	52.786	82.38	1.328	15:17:54.409
9 -	31.200	20.774	51.974	83.66	0.516	15:18:46.383
10 -	31.283	21.392	52.675	82.55	1.217	15:19:39.058
11 -	<b>30.776</b>	20.682	<b>51.458 (1)</b>	<b>84.50</b>		<b>15:20:30.516</b>
12 -	31.060	20.888	51.948	83.71	0.490	15:21:22.464

<b>P4 88</b>		<b>Mark THOMPSON</b>		Kawasaki - Flintstone Tyres / David Simon Tuning		
IDEAL LAP TIME : 52.425		BEST LAP TIME : 52.431		DIFFERENCE : 0.006		
LAP	SECTOR 1	SECTOR 2	LAP TIME	MPH	DIFF	TIME OF DAY
1 -		21.243	58.516	74.31	6.085	15:11:50.616
2 -	31.816	21.328	53.144	81.82	0.713	15:12:43.760
3 -	<b>31.530</b>	21.309	52.839	82.29	0.408	15:13:36.599
4 -	31.989	21.355	53.344	81.52	0.913	15:14:29.943
5 -	31.636	21.160	52.796	82.36	0.365	15:15:22.739
6 -	31.536	<b>20.895</b>	<b>52.431 (1)</b>	<b>82.93</b>		<b>15:16:15.170</b>
7 -	32.289	21.694	53.983	80.55	1.552	15:17:09.153
8 -	31.884	21.232	53.116	81.86	0.685	15:18:02.269
9 -	31.733	21.039	52.772	82.40	0.341	15:18:55.041

Weather / Track : Cloudy / Dry

Brands Hatch Indy  
Circuit Length = 1.2079 miles  
Start: 15:10 Flag 15:21 End: 15:22

# BMCRC - MRO Championships 2015 - Rnd 9 @ Brands Hatch Indy

## EDlasia Formula 400 inc Sub 64 & Rookie 400

### RACE 12 - SECTOR ANALYSIS

SECTOR 1 = FL to I1, SECTOR 2 = I1 to FL, DIFF = Difference To Personal Best Lap

10 -	31.702	20.983	52.685 (2)	82.53	0.254	15:19:47.726
11 -	31.624	21.072	52.696 (3)	82.52	0.265	15:20:40.422
12 -	31.729	21.455	53.184	81.76	0.753	15:21:33.606

<b>P5</b>	<b>50</b>	<b>Graham HIGLETT</b>	Kawasaki - Face to Face Finance			
IDEAL LAP TIME : 52.168		BEST LAP TIME : 52.372	DIFFERENCE : 0.204			
LAP	SECTOR 1	SECTOR 2	LAP TIME	MPH	DIFF	TIME OF DAY
1 -		21.378	59.177	73.48	6.805	15:11:51.277
2 -	31.500	21.150	52.650 (3)	82.59	0.278	15:12:43.927
3 -	31.669	21.271	52.940	82.14	0.568	15:13:36.867
4 -	31.857	21.385	53.242	81.67	0.870	15:14:30.109
5 -	31.582	21.132	52.714	82.49	0.342	15:15:22.823
6 -	31.227	21.246	52.473 (2)	82.87	0.101	15:16:15.296
7 -	32.320	21.780	54.100	80.38	1.728	15:17:09.396
8 -	31.754	21.375	53.129	81.84	0.757	15:18:02.525
9 -	31.697	<b>21.071</b>	52.768	82.40	0.396	15:18:55.293
10 -	31.892	21.183	53.075	81.93	0.703	15:19:48.368
<b>11 -</b>	<b>31.097</b>	21.275	<b>52.372 (1)</b>	<b>83.03</b>		<b>15:20:40.740</b>
12 -	31.612	21.611	53.223	81.70	0.851	15:21:33.963

<b>P6</b>	<b>86</b>	<b>Mathew SCOTT</b>	Kawasaki -			
IDEAL LAP TIME : 52.445		BEST LAP TIME : 52.451	DIFFERENCE : 0.006			
LAP	SECTOR 1	SECTOR 2	LAP TIME	MPH	DIFF	TIME OF DAY
1 -		21.589	59.575	72.99	7.124	15:11:51.675
2 -	32.133	21.348	53.481	81.31	1.030	15:12:45.156
3 -	31.618	21.229	52.847	82.28	0.396	15:13:38.003
4 -	31.718	21.337	53.055	81.96	0.604	15:14:31.058
5 -	31.510	21.214	52.724 (2)	82.47	0.273	15:15:23.782
6 -	31.587	21.161	52.748 (3)	82.44	0.297	15:16:16.530
7 -	31.851	21.678	53.529	81.23	1.078	15:17:10.059
8 -	31.713	21.222	52.935	82.14	0.484	15:18:02.994
9 -	31.742	21.199	52.941	82.14	0.490	15:18:55.935
10 -	31.704	21.149	52.853	82.27	0.402	15:19:48.788
<b>11 -</b>	<b>31.370</b>	21.081	<b>52.451 (1)</b>	<b>82.90</b>		<b>15:20:41.239</b>
12 -	32.157	<b>21.075</b>	53.232	81.69	0.781	15:21:34.471

<b>P7</b>	<b>33 S</b>	<b>Carl JOHNSTONE</b>	Yamaha - EDlasia			
IDEAL LAP TIME : 53.413		BEST LAP TIME : 53.855	DIFFERENCE : 0.442			
LAP	SECTOR 1	SECTOR 2	LAP TIME	MPH	DIFF	TIME OF DAY
1 -		21.895	1:00.478	71.90	6.623	15:11:52.578
2 -	32.293	21.725	54.018	80.50	0.163	15:12:46.596
3 -	32.390	<b>21.507</b>	53.897 (3)	80.68	0.042	15:13:40.493
4 -	32.214	21.700	53.914	80.65	0.059	15:14:34.407
<b>5 -</b>	<b>31.906</b>	21.949	<b>53.855 (1)</b>	<b>80.74</b>		<b>15:15:28.262</b>
6 -	32.341	21.948	54.289	80.10	0.434	15:16:22.551
7 -	32.506	21.799	54.305	80.07	0.450	15:17:16.856
8 -	32.498	21.720	54.218	80.20	0.363	15:18:11.074
9 -	32.416	21.841	54.257	80.14	0.402	15:19:05.331
10 -	32.177	21.702	53.879 (2)	80.71	0.024	15:19:59.210
11 -	32.546	21.782	54.328	80.04	0.473	15:20:53.538
12 -	32.484	21.979	54.463	79.84	0.608	15:21:48.001

<b>P8</b>	<b>54</b>	<b>Eric GORRIDGE</b>	Kawasaki -			
IDEAL LAP TIME : 53.377		BEST LAP TIME : 53.499	DIFFERENCE : 0.122			
LAP	SECTOR 1	SECTOR 2	LAP TIME	MPH	DIFF	TIME OF DAY
1 -		21.934	1:01.740	70.43	8.241	15:11:53.840
2 -	32.708	21.665	54.373	79.97	0.874	15:12:48.213
3 -	32.971	21.667	54.638	79.58	1.139	15:13:42.851
4 -	32.466	<b>21.220</b>	53.686	81.00	0.187	15:14:36.537
<b>5 -</b>	<b>32.157</b>	21.342	<b>53.499 (1)</b>	<b>81.28</b>		<b>15:15:30.036</b>

Weather / Track : Cloudy / Dry

Brands Hatch Indy  
Circuit Length = 1.2079 miles  
Start: 15:10 Flag 15:21 End: 15:22

# BMCRC - MRO Championships 2015 - Rnd 9 @ Brands Hatch Indy

## EDlasia Formula 400 inc Sub 64 & Rookie 400

### RACE 12 - SECTOR ANALYSIS

SECTOR 1 = FL to I1, SECTOR 2 = I1 to FL, DIFF = Difference To Personal Best Lap

6 -	32.989	21.612	54.601	79.64	1.102	15:16:24.637
7 -	32.294	21.363	53.657 (2)	81.04	0.158	15:17:18.294
8 -	32.203	22.031	54.234	80.18	0.735	15:18:12.528
9 -	33.433	21.613	55.046	78.99	1.547	15:19:07.574
10 -	32.482	21.293	53.775	80.86	0.276	15:20:01.349
11 -	32.340	21.366	53.706	80.97	0.207	15:20:55.055
12 -	32.401	21.284	53.685 (3)	81.00	0.186	15:21:48.740

P9 21 Alan WATSON			Kawasaki - Watson Racing			
IDEAL LAP TIME : 53.752		BEST LAP TIME : 53.857		DIFFERENCE : 0.105		
LAP	SECTOR 1	SECTOR 2	LAP TIME	MPH	DIFF	TIME OF DAY
1 -		21.765	1:00.662	71.68	6.805	15:11:52.762
2 -	33.103	22.166	55.269	78.68	1.412	15:12:48.031
3 -	32.362	21.514	53.876 (2)	80.71	0.019	15:13:41.907
4 -	32.442	21.480	53.922 (3)	80.64	0.065	15:14:35.829
5 -	32.521	21.603	54.124	80.34	0.267	15:15:29.953
6 -	33.268	21.978	55.246	78.71	1.389	15:16:25.199
7 -	32.701	21.623	54.324	80.04	0.467	15:17:19.523
8 -	32.343	21.840	54.183	80.25	0.326	15:18:13.706
9 -	32.751	21.647	54.398	79.94	0.541	15:19:08.104
10 -	<b>32.284</b>	21.573	<b>53.857 (1)</b>	<b>80.74</b>		<b>15:20:01.961</b>
11 -	32.547	<b>21.468</b>	54.015	80.50	0.158	15:20:55.976
12 -	32.333	21.646	53.979	80.56	0.122	15:21:49.955

P10 27 Wes SMITH			Kawasaki -			
IDEAL LAP TIME : 53.816		BEST LAP TIME : 53.816		DIFFERENCE : 0.000		
LAP	SECTOR 1	SECTOR 2	LAP TIME	MPH	DIFF	TIME OF DAY
1 -		22.050	1:01.564	70.63	7.748	15:11:53.664
2 -	32.542	22.051	54.593	79.65	0.777	15:12:48.257
3 -	33.365	22.061	55.426	78.45	1.610	15:13:43.683
4 -	33.025	21.833	54.858	79.27	1.042	15:14:38.541
5 -	33.186	21.866	55.052	78.99	1.236	15:15:33.593
6 -	32.555	21.625	54.180 (3)	80.26	0.364	15:16:27.773
7 -	32.509	21.667	54.176 (2)	80.26	0.360	15:17:21.949
8 -	<b>32.247</b>	<b>21.569</b>	<b>53.816 (1)</b>	<b>80.80</b>		<b>15:18:15.765</b>
9 -	32.602	21.939	54.541	79.73	0.725	15:19:10.306
10 -	32.697	21.838	54.535	79.73	0.719	15:20:04.841
11 -	32.515	22.098	54.613	79.62	0.797	15:20:59.454
12 -	32.632	22.037	54.669	79.54	0.853	15:21:54.123

P11 127 S Adam GREEN			Kawasaki - Royal Air Force Motorsport Association			
IDEAL LAP TIME : 53.953		BEST LAP TIME : 54.335		DIFFERENCE : 0.382		
LAP	SECTOR 1	SECTOR 2	LAP TIME	MPH	DIFF	TIME OF DAY
1 -		22.289	1:02.197	69.91	7.862	15:11:54.297
2 -	33.025	<b>21.643</b>	54.668	79.54	0.333	15:12:48.965
3 -	33.031	21.804	54.835	79.30	0.500	15:13:43.800
4 -	32.627	21.874	54.501 (2)	79.78	0.166	15:14:38.301
5 -	32.855	21.723	54.578	79.67	0.243	15:15:32.879
6 -	<b>32.310</b>	22.025	<b>54.335 (1)</b>	<b>80.03</b>		<b>15:16:27.214</b>
7 -	32.599	21.964	54.563 (3)	79.69	0.228	15:17:21.777
8 -	32.717	21.919	54.636	79.59	0.301	15:18:16.413
9 -	33.218	22.018	55.236	78.72	0.901	15:19:11.649
10 -	32.802	21.874	54.676	79.53	0.341	15:20:06.325
11 -	32.812	21.923	54.735	79.44	0.400	15:21:01.060
12 -	32.978	21.948	54.926	79.17	0.591	15:21:55.986

P12 78 S Keith POVAH			Honda - www.78Plate.com ScreenPrinting			
IDEAL LAP TIME : 54.607		BEST LAP TIME : 54.993		DIFFERENCE : 0.386		
LAP	SECTOR 1	SECTOR 2	LAP TIME	MPH	DIFF	TIME OF DAY
1 -		<b>21.935</b>	1:00.630	71.72	5.637	15:11:52.730

Weather / Track : Cloudy / Dry

Brands Hatch Indy  
Circuit Length = 1.2079 miles  
Start: 15:10 Flag 15:21 End: 15:22

# BMCRC - MRO Championships 2015 - Rnd 9 @ Brands Hatch Indy

## EDlasia Formula 400 inc Sub 64 & Rookie 400

### RACE 12 - SECTOR ANALYSIS

SECTOR 1 = FL to I1, SECTOR 2 = I1 to FL, DIFF = Difference To Personal Best Lap

2 -	32.940	22.292	55.232	78.73	0.239	15:12:47.962
3 -	33.002	22.442	55.444	78.43	0.451	15:13:43.406
4 -	32.884	22.111	54.995 (2)	79.07	0.002	15:14:38.401
5 -	33.458	22.115	55.573	78.25	0.580	15:15:33.974
6 -	32.762	22.231	<b>54.993 (1)</b>	<b>79.07</b>		<b>15:16:28.967</b>
7 -	33.031	22.199	55.230	78.73	0.237	15:17:24.197
8 -	33.552	22.480	56.032	77.60	1.039	15:18:20.229
9 -	32.864	22.450	55.314	78.61	0.321	15:19:15.543
10 -	<b>32.672</b>	22.420	55.092 (3)	78.93	0.099	15:20:10.635
11 -	33.077	22.162	55.239	78.72	0.246	15:21:05.874
12 -	33.259	22.353	55.612	78.19	0.619	15:22:01.486

<b>P13 63</b>	<b>Daniel HARDY</b>	Kawasaki - Susan Beddall Holistic Training	
IDEAL LAP TIME : 54.578	BEST LAP TIME : 54.806	DIFFERENCE : 0.228	

LAP	SECTOR 1	SECTOR 2	LAP TIME	MPH	DIFF	TIME OF DAY
1 -		22.577	1:03.263	68.73	8.457	15:11:55.363
2 -	33.435	21.875	55.310	78.62	0.504	15:12:50.673
3 -	33.102	22.129	55.231	78.73	0.425	15:13:45.904
4 -	33.031	21.775	<b>54.806 (1)</b>	<b>79.34</b>		<b>15:14:40.710</b>
5 -	33.217	21.774	54.991	79.07	0.185	15:15:35.701
6 -	<b>33.002</b>	21.820	54.822 (2)	79.32	0.016	15:16:30.523
7 -	33.389	21.777	55.166	78.82	0.360	15:17:25.689
8 -	33.132	21.883	55.015	79.04	0.209	15:18:20.704
9 -	33.039	22.288	55.327	78.59	0.521	15:19:16.031
10 -	33.501	<b>21.576</b>	55.077	78.95	0.271	15:20:11.108
11 -	33.192	21.755	54.947 (3)	79.14	0.141	15:21:06.055
12 -	33.278	22.372	55.650	78.14	0.844	15:22:01.705

<b>P14 8 S</b>	<b>Darren CORKETT</b>	Honda -	
IDEAL LAP TIME : 54.478	BEST LAP TIME : 54.611	DIFFERENCE : 0.133	

LAP	SECTOR 1	SECTOR 2	LAP TIME	MPH	DIFF	TIME OF DAY
1 -		22.818	1:04.236	67.69	9.625	15:11:56.336
2 -	33.617	22.187	55.804	77.92	1.193	15:12:52.140
3 -	33.242	<b>21.783</b>	55.025	79.02	0.414	15:13:47.165
4 -	33.053	21.789	54.842 (3)	79.29	0.231	15:14:42.007
5 -	32.805	22.150	54.955	79.13	0.344	15:15:36.962
6 -	33.100	21.859	54.959	79.12	0.348	15:16:31.921
7 -	32.975	22.177	55.152	78.84	0.541	15:17:27.073
8 -	32.755	21.856	<b>54.611 (1)</b>	<b>79.62</b>		<b>15:18:21.684</b>
9 -	<b>32.695</b>	22.150	54.845	79.28	0.234	15:19:16.529
10 -	33.749	21.897	55.646	78.14	1.035	15:20:12.175
11 -	33.027	21.819	54.846	79.28	0.235	15:21:07.021
12 -	32.902	21.901	54.803 (2)	79.34	0.192	15:22:01.824

<b>P15 47</b>	<b>Allan CLARK</b>	Kawasaki - A Clark & Sons Builders	
IDEAL LAP TIME : 54.365	BEST LAP TIME : 54.451	DIFFERENCE : 0.086	

LAP	SECTOR 1	SECTOR 2	LAP TIME	MPH	DIFF	TIME OF DAY
1 -		22.471	1:04.364	67.56	9.913	15:11:56.464
2 -	34.273	22.206	56.479	76.99	2.028	15:12:52.943
3 -	33.215	22.537	55.752	77.99	1.301	15:13:48.695
4 -	32.938	21.824	54.762	79.40	0.311	15:14:43.457
5 -	32.693	21.758	<b>54.451 (1)</b>	<b>79.86</b>		<b>15:15:37.908</b>
6 -	<b>32.622</b>	21.924	54.546 (2)	79.72	0.095	15:16:32.454
7 -	33.227	21.764	54.991	79.07	0.540	15:17:27.445
8 -	33.282	21.889	55.171	78.82	0.720	15:18:22.616
9 -	33.130	21.986	55.116	78.89	0.665	15:19:17.732
10 -	33.410	22.034	55.444	78.43	0.993	15:20:13.176
11 -	32.834	21.758	54.592 (3)	79.65	0.141	15:21:07.768
12 -	32.936	<b>21.743</b>	54.679	79.52	0.228	15:22:02.447

Weather / Track : Cloudy / Dry

Brands Hatch Indy  
Circuit Length = 1.2079 miles  
Start: 15:10 Flag 15:21 End: 15:22

# BMCRC - MRO Championships 2015 - Rnd 9 @ Brands Hatch Indy

## EDlasia Formula 400 inc Sub 64 & Rookie 400

### RACE 12 - SECTOR ANALYSIS

SECTOR 1 = FL to I1, SECTOR 2 = I1 to FL, DIFF = Difference To Personal Best Lap

<b>P16 22 S Dave HARVIEK</b>		Kawasaki - SW Roofing Group				
IDEAL LAP TIME : 54.272		BEST LAP TIME : 54.272		DIFFERENCE : 0.000		
LAP	SECTOR 1	SECTOR 2	LAP TIME	MPH	DIFF	TIME OF DAY
1 -		22.086	1:02.287	69.81	8.015	15:11:54.387
2 -	<b>32.686</b>	<b>21.586</b>	<b>54.272 (1)</b>	<b>80.12</b>		<b>15:12:48.659</b>
3 -	33.162	22.172	55.334	78.58	1.062	15:13:43.993
4 -	33.020	21.680	54.700 (2)	79.49	0.428	15:14:38.693
5 -	33.338	22.044	55.382	78.52	1.110	15:15:34.075
6 -	33.005	22.040	55.045	79.00	0.773	15:16:29.120
7 -	33.149	22.089	55.238	78.72	0.966	15:17:24.358
8 -	33.658	22.400	56.058	77.57	1.786	15:18:20.416
9 -	33.005	22.271	55.276	78.67	1.004	15:19:15.692
10 -	32.911	22.468	55.379	78.52	1.107	15:20:11.071
11 -	32.929	22.020	54.949 (3)	79.13	0.677	15:21:06.020
12 -	34.917	22.183	57.100	76.15	2.828	15:22:03.120

<b>P17 55 R Nick COOPER</b>		Aprilia - Skint Racing sponsored by Wemoto.com				
IDEAL LAP TIME : 54.789		BEST LAP TIME : 54.909		DIFFERENCE : 0.120		
LAP	SECTOR 1	SECTOR 2	LAP TIME	MPH	DIFF	TIME OF DAY
1 -		22.902	1:04.171	67.76	9.262	15:11:56.271
2 -	34.081	22.427	56.508	76.95	1.599	15:12:52.779
3 -	33.271	22.680	55.951	77.72	1.042	15:13:48.730
4 -	33.323	23.341	56.664	76.74	1.755	15:14:45.394
5 -	33.159	22.211	55.370	78.53	0.461	15:15:40.764
6 -	33.205	22.358	55.563	78.26	0.654	15:16:36.327
7 -	32.891	22.134	55.025 (3)	79.02	0.116	15:17:31.352
8 -	<b>32.730</b>	22.317	55.047	78.99	0.138	15:18:26.399
9 -	32.850	<b>22.059</b>	<b>54.909 (1)</b>	<b>79.19</b>		<b>15:19:21.308</b>
10 -	33.262	22.468	55.730	78.02	0.821	15:20:17.038
11 -	33.801	22.221	56.022	77.62	1.113	15:21:13.060
12 -	32.881	22.128	55.009 (2)	79.05	0.100	15:22:08.069

<b>P18 23 R Tham EVANS</b>		Honda -				
IDEAL LAP TIME : 54.629		BEST LAP TIME : 54.629		DIFFERENCE : 0.000		
LAP	SECTOR 1	SECTOR 2	LAP TIME	MPH	DIFF	TIME OF DAY
1 -		22.987	1:04.558	67.35	9.929	15:11:56.658
2 -	33.872	22.663	56.535	76.91	1.906	15:12:53.193
3 -	33.249	22.796	56.045	77.59	1.416	15:13:49.238
4 -	32.938	22.770	55.708	78.06	1.079	15:14:44.946
5 -	32.670	22.228	54.898 (2)	79.21	0.269	15:15:39.844
6 -	<b>32.499</b>	<b>22.130</b>	<b>54.629 (1)</b>	<b>79.60</b>		<b>15:16:34.473</b>
7 -	33.472	22.449	55.921	77.76	1.292	15:17:30.394
8 -	33.428	22.384	55.812	77.91	1.183	15:18:26.206
9 -	33.265	22.307	55.572	78.25	0.943	15:19:21.778
10 -	33.134	22.439	55.573	78.25	0.944	15:20:17.351
11 -	33.622	22.474	56.096	77.52	1.467	15:21:13.447
12 -	32.650	22.332	54.982 (3)	79.09	0.353	15:22:08.429

<b>P19 82 Daniel JEFFERSON</b>		Kawasaki -				
IDEAL LAP TIME : 54.776		BEST LAP TIME : 54.897		DIFFERENCE : 0.121		
LAP	SECTOR 1	SECTOR 2	LAP TIME	MPH	DIFF	TIME OF DAY
1 -		22.151	1:02.760	69.28	7.863	15:11:54.860
2 -	33.568	<b>21.965</b>	55.533	78.30	0.636	15:12:50.393
3 -	33.313	22.272	55.585	78.23	0.688	15:13:45.978
4 -	33.455	22.160	55.615	78.19	0.718	15:14:41.593
5 -	32.886	22.141	55.027 (2)	79.02	0.130	15:15:36.620
6 -	<b>32.811</b>	22.086	<b>54.897 (1)</b>	<b>79.21</b>		<b>15:16:31.517</b>
7 -	32.987	22.529	55.516 (3)	78.33	0.619	15:17:27.033
8 -	33.362	22.381	55.743	78.01	0.846	15:18:22.776
9 -	33.923	23.185	57.108	76.14	2.211	15:19:19.884

Weather / Track : Cloudy / Dry

Brands Hatch Indy  
Circuit Length = 1.2079 miles  
Start: 15:10 Flag 15:21 End: 15:22

# BMCRC - MRO Championships 2015 - Rnd 9 @ Brands Hatch Indy

## EDlasia Formula 400 inc Sub 64 & Rookie 400

### RACE 12 - SECTOR ANALYSIS

SECTOR 1 = FL to I1, SECTOR 2 = I1 to FL, DIFF = Difference To Personal Best Lap

10 -	33.719	22.711	56.430	77.06	1.533	15:20:16.314
11 -	35.533	22.447	57.980	75.00	3.083	15:21:14.294
12 -	33.703	22.703	56.406	77.09	1.509	15:22:10.700

P20 81 R Scott GRANT		Yamaha - SEAGER engineering/Interim FM Solutions				
IDEAL LAP TIME : 55.194		BEST LAP TIME : 55.413		DIFFERENCE : 0.219		
LAP	SECTOR 1	SECTOR 2	LAP TIME	MPH	DIFF	TIME OF DAY
1 -		22.820	1:04.937	66.96	9.524	15:11:57.037
2 -	34.073	22.519	56.592	76.84	1.179	15:12:53.629
3 -	33.114	22.626	55.740	78.01	0.327	15:13:49.369
4 -	33.136	22.700	55.836	77.88	0.423	15:14:45.205
5 -	<b>32.916</b>	22.517	55.433 (2)	78.44	0.020	15:15:40.638
6 -	33.077	22.713	55.790	77.94	0.377	15:16:36.428
7 -	33.036	22.377	<b>55.413 (1)</b>	<b>78.47</b>		<b>15:17:31.841</b>
8 -	33.216	<b>22.278</b>	55.494 (3)	78.36	0.081	15:18:27.335
9 -	33.153	22.432	55.585	78.23	0.172	15:19:22.920
10 -	33.214	22.684	55.898	77.79	0.485	15:20:18.818
11 -	33.499	22.425	55.924	77.75	0.511	15:21:14.742
12 -	33.622	23.457	57.079	76.18	1.666	15:22:11.821

P21 28 S Kurt HODGSON		Honda - 14-year-old-wet-race-tyres.com				
IDEAL LAP TIME : 55.210		BEST LAP TIME : 55.228		DIFFERENCE : 0.018		
LAP	SECTOR 1	SECTOR 2	LAP TIME	MPH	DIFF	TIME OF DAY
1 -		23.106	1:05.370	66.52	10.142	15:11:57.470
2 -	33.927	22.516	56.443	77.04	1.215	15:12:53.913
3 -	33.412	22.590	56.002	77.65	0.774	15:13:49.915
4 -	33.965	<b>22.193</b>	56.158	77.43	0.930	15:14:46.073
5 -	<b>33.017</b>	22.211	<b>55.228 (1)</b>	<b>78.73</b>		<b>15:15:41.301</b>
6 -	33.378	22.286	55.664 (2)	78.12	0.436	15:16:36.965
7 -	33.404	22.694	56.098	77.51	0.870	15:17:33.063
8 -	33.352	22.479	55.831 (3)	77.88	0.603	15:18:28.894
9 -	33.455	22.563	56.018	77.62	0.790	15:19:24.912
10 -	34.689	23.764	58.453	74.39	3.225	15:20:23.365
11 -	33.839	22.761	56.600	76.83	1.372	15:21:19.965

P22 43 R Peter RANDALL		Kawasaki -				
IDEAL LAP TIME : 56.884		BEST LAP TIME : 57.169		DIFFERENCE : 0.285		
LAP	SECTOR 1	SECTOR 2	LAP TIME	MPH	DIFF	TIME OF DAY
1 -		23.611	1:06.137	65.75	8.968	15:11:58.237
2 -	34.697	<b>22.621</b>	57.318 (3)	75.86	0.149	15:12:55.555
3 -	34.502	22.766	57.268 (2)	75.93	0.099	15:13:52.823
4 -	35.027	22.868	57.895	75.11	0.726	15:14:50.718
5 -	35.307	23.070	58.377	74.49	1.208	15:15:49.095
6 -	34.666	23.194	57.860	75.15	0.691	15:16:46.955
7 -	34.394	22.775	<b>57.169 (1)</b>	<b>76.06</b>		<b>15:17:44.124</b>
8 -	34.730	23.279	58.009	74.96	0.840	15:18:42.133
9 -	34.710	22.862	57.572	75.53	0.403	15:19:39.705
10 -	35.107	22.664	57.771	75.27	0.602	15:20:37.476
11 -	<b>34.263</b>	23.131	57.394	75.76	0.225	15:21:34.870

P23 91 S Keith TERRY		Honda - 23 Tuning				
IDEAL LAP TIME : 56.795		BEST LAP TIME : 56.795		DIFFERENCE : 0.000		
LAP	SECTOR 1	SECTOR 2	LAP TIME	MPH	DIFF	TIME OF DAY
1 -		23.479	1:06.687	65.20	9.892	15:11:58.787
2 -	35.580	23.313	58.893	73.83	2.098	15:12:57.680
3 -	35.833	23.210	59.043	73.65	2.248	15:13:56.723
4 -	35.054	23.485	58.539	74.28	1.744	15:14:55.262
5 -	34.924	22.959	57.883	75.12	1.088	15:15:53.145
6 -	34.890	23.033	57.923	75.07	1.128	15:16:51.068
7 -	34.624	22.814	57.438 (3)	75.70	0.643	15:17:48.506

Weather / Track : Cloudy / Dry

Brands Hatch Indy  
Circuit Length = 1.2079 miles  
Start: 15:10 Flag 15:21 End: 15:22

# BMCRC - MRO Championships 2015 - Rnd 9 @ Brands Hatch Indy

## EDlasia Formula 400 inc Sub 64 & Rookie 400

### RACE 12 - SECTOR ANALYSIS

SECTOR 1 = FL to I1, SECTOR 2 = I1 to FL, DIFF = Difference To Personal Best Lap

8 -	34.528	22.922	57.450	75.69	0.655	15:18:45.956
<b>9 -</b>	<b>34.085</b>	<b>22.710</b>	<b>56.795 (1)</b>	<b>76.56</b>		<b>15:19:42.751</b>
10 -	34.381	23.054	57.435 (2)	75.71	0.640	15:20:40.186
11 -	34.391	23.091	57.482	75.65	0.687	15:21:37.668

<b>P24 58</b>	<b>Steve YOUNG</b>	Kawasaki - Cadmatic	
IDEAL LAP TIME : 56.881	BEST LAP TIME : 56.971	DIFFERENCE : 0.090	

LAP	SECTOR 1	SECTOR 2	LAP TIME	MPH	DIFF	TIME OF DAY
1 -		23.738	1:07.579	64.34	10.608	15:11:59.679
2 -	35.823	23.282	59.105	73.57	2.134	15:12:58.784
3 -	35.339	23.457	58.796	73.96	1.825	15:13:57.580
4 -	35.357	23.114	58.471	74.37	1.500	15:14:56.051
5 -	35.197	23.289	58.486	74.35	1.515	15:15:54.537
6 -	34.863	22.781	57.644	75.43	0.673	15:16:52.181
7 -	34.500	22.983	57.483	75.65	0.512	15:17:49.664
8 -	34.301	22.767	57.068 (2)	76.20	0.097	15:18:46.732
<b>9 -</b>	<b>34.222</b>	<b>22.749</b>	<b>56.971 (1)</b>	<b>76.33</b>		<b>15:19:43.703</b>
10 -	<b>34.132</b>	23.002	57.134 (3)	76.11	0.163	15:20:40.837
11 -	34.731	22.985	57.716	75.34	0.745	15:21:38.553

<b>P25 178 S</b>	<b>Richard MORRIS</b>	Suzuki - Mark 1 Diggers	
IDEAL LAP TIME : 57.421	BEST LAP TIME : 57.546	DIFFERENCE : 0.125	

LAP	SECTOR 1	SECTOR 2	LAP TIME	MPH	DIFF	TIME OF DAY
1 -		23.592	1:07.090	64.81	9.544	15:11:59.190
2 -	35.666	23.497	59.163	73.50	1.617	15:12:58.353
3 -	35.482	23.322	58.804	73.95	1.258	15:13:57.157
4 -	35.221	23.325	58.546	74.27	1.000	15:14:55.703
5 -	35.123	23.418	58.541	74.28	0.995	15:15:54.244
6 -	35.707	23.330	59.037	73.65	1.491	15:16:53.281
7 -	34.709	22.971	57.680 (2)	75.39	0.134	15:17:50.961
8 -	36.033	23.230	59.263	73.37	1.717	15:18:50.224
9 -	35.308	<b>22.931</b>	58.239	74.66	0.693	15:19:48.463
10 -	34.658	23.038	57.696 (3)	75.37	0.150	15:20:46.159
<b>11 -</b>	<b>34.490</b>	23.056	<b>57.546 (1)</b>	<b>75.56</b>		<b>15:21:43.705</b>

<b>P26 72</b>	<b>Kevin MILLER</b>	Honda - Mechanical Air Supplies Ltd	
IDEAL LAP TIME : 57.707	BEST LAP TIME : 57.900	DIFFERENCE : 0.193	

LAP	SECTOR 1	SECTOR 2	LAP TIME	MPH	DIFF	TIME OF DAY
1 -		24.072	1:08.661	63.33	10.761	15:12:00.761
2 -	36.333	23.295	59.628	72.92	1.728	15:13:00.389
3 -	36.103	23.218	59.321	73.30	1.421	15:13:59.710
4 -	35.393	23.846	59.239	73.40	1.339	15:14:58.949
5 -	35.653	23.945	59.598	72.96	1.698	15:15:58.547
6 -	35.527	23.404	58.931	73.79	1.031	15:16:57.478
<b>7 -</b>	<b>34.764</b>	23.136	<b>57.900 (1)</b>	<b>75.10</b>		<b>15:17:55.378</b>
8 -	<b>34.708</b>	23.203	57.911 (2)	75.09	0.011	15:18:53.289
9 -	35.278	<b>22.999</b>	58.277	74.61	0.377	15:19:51.566
10 -	34.863	23.211	58.074	74.88	0.174	15:20:49.640
11 -	34.959	23.038	57.997 (3)	74.97	0.097	15:21:47.637

<b>P27 98 S</b>	<b>Rob PRAGNELL</b>	Kawasaki -	
IDEAL LAP TIME : 58.971	BEST LAP TIME : 58.971	DIFFERENCE : 0.000	

LAP	SECTOR 1	SECTOR 2	LAP TIME	MPH	DIFF	TIME OF DAY
1 -		24.251	1:08.541	63.44	9.570	15:12:00.641
2 -	35.903	23.741	59.644	72.90	0.673	15:13:00.285
<b>3 -</b>	<b>35.383</b>	<b>23.588</b>	<b>58.971 (1)</b>	<b>73.74</b>		<b>15:13:59.256</b>
4 -	35.547	24.008	59.555 (2)	73.01	0.584	15:14:58.811
5 -	35.625	23.959	59.584 (3)	72.98	0.613	15:15:58.395
6 -	35.724	24.105	59.829	72.68	0.858	15:16:58.224
7 -	35.991	24.174	1:00.165	72.27	1.194	15:17:58.389

Weather / Track : Cloudy / Dry

Brands Hatch Indy  
Circuit Length = 1.2079 miles  
Start: 15:10 Flag 15:21 End: 15:22

# BMCR - MRO Championships 2015 - Rnd 9 @ Brands Hatch Indy

## EDlasia Formula 400 inc Sub 64 & Rookie 400

### RACE 12 - SECTOR ANALYSIS

SECTOR 1 = FL to I1, SECTOR 2 = I1 to FL, DIFF = Difference To Personal Best Lap

8 -	36.160	24.078	1:00.238	72.19	1.267	15:18:58.627
9 -	36.006	24.553	1:00.559	71.80	1.588	15:19:59.186
10 -	37.059	24.528	1:01.587	70.60	2.616	15:21:00.773
11 -	36.164	24.293	1:00.457	71.92	1.486	15:22:01.230

P28 123 R Heather BELCHER			Kawasaki - Camclad Contractors			
IDEAL LAP TIME : 59.630		BEST LAP TIME : 59.839	DIFFERENCE : 0.209			
LAP	SECTOR 1	SECTOR 2	LAP TIME	MPH	DIFF	TIME OF DAY
1 -		24.468	1:10.734	61.47	10.895	15:12:02.834
2 -	37.967	24.746	1:02.713	69.34	2.874	15:13:05.547
3 -	37.991	24.046	1:02.037	70.09	2.198	15:14:07.584
4 -	37.820	24.043	1:01.863	70.29	2.024	15:15:09.447
5 -	37.480	23.848	1:01.328	70.90	1.489	15:16:10.775
6 -	36.861	23.887	1:00.748	71.58	0.909	15:17:11.523
7 -	36.116	<b>23.723</b>	<b>59.839 (1)</b>	<b>72.67</b>		<b>15:18:11.362</b>
8 -	<b>35.907</b>	24.065	59.972 (2)	72.51	0.133	15:19:11.334
9 -	36.628	23.923	1:00.551 (3)	71.81	0.712	15:20:11.885
10 -	36.979	24.218	1:01.197	71.05	1.358	15:21:13.082
11 -	36.413	24.591	1:01.004	71.28	1.165	15:22:14.086

P29 134 R Debbie PETTET			Kawasaki - Chris Pettet			
IDEAL LAP TIME : 1:00.534		BEST LAP TIME : 1:00.649	DIFFERENCE : 0.115			
LAP	SECTOR 1	SECTOR 2	LAP TIME	MPH	DIFF	TIME OF DAY
1 -		<b>24.137</b>	1:10.026	62.09	9.377	15:12:02.126
2 -	36.493	24.156	<b>1:00.649 (1)</b>	<b>71.70</b>		<b>15:13:02.775</b>
3 -	36.823	24.760	1:01.583	70.61	0.934	15:14:04.358
4 -	37.098	24.682	1:01.780	70.38	1.131	15:15:06.138
5 -	37.335	24.732	1:02.067	70.06	1.418	15:16:08.205
6 -	37.558	24.963	1:02.521	69.55	1.872	15:17:10.726
7 -	37.002	24.372	1:01.374 (3)	70.85	0.725	15:18:12.100
8 -	37.403	24.354	1:01.757	70.41	1.108	15:19:13.857
9 -	37.425	24.375	1:01.800	70.36	1.151	15:20:15.657
10 -	38.081	24.673	1:02.754	69.29	2.105	15:21:18.411
11 -	<b>36.397</b>	24.405	1:00.802 (2)	71.52	0.153	15:22:19.213

P30 104 R David OGDEN			Yamaha - M & M Motorcycles, Cambridge			
IDEAL LAP TIME : 1:00.859		BEST LAP TIME : 1:00.941	DIFFERENCE : 0.082			
LAP	SECTOR 1	SECTOR 2	LAP TIME	MPH	DIFF	TIME OF DAY
1 -		24.567	1:11.283	61.00	10.342	15:12:03.383
2 -	37.651	24.706	1:02.357	69.73	1.416	15:13:05.740
3 -	36.957	24.434	1:01.391	70.83	0.450	15:14:07.131
4 -	37.552	24.644	1:02.196	69.91	1.255	15:15:09.327
5 -	37.720	24.893	1:02.613	69.45	1.672	15:16:11.940
6 -	36.764	24.409	1:01.173 (3)	71.08	0.232	15:17:13.113
7 -	36.659	24.600	1:01.259	70.98	0.318	15:18:14.372
8 -	37.092	24.680	1:01.772	70.39	0.831	15:19:16.144
9 -	<b>36.532</b>	24.435	1:00.967 (2)	71.32	0.026	15:20:17.111
10 -	36.929	24.561	1:01.490	70.72	0.549	15:21:18.601
11 -	36.614	<b>24.327</b>	<b>1:00.941 (1)</b>	<b>71.35</b>		<b>15:22:19.542</b>

P31 73 Stephen BORN			Honda - Hugh Jorgan Racing			
IDEAL LAP TIME : 54.677		BEST LAP TIME : 54.887	DIFFERENCE : 0.210			
LAP	SECTOR 1	SECTOR 2	LAP TIME	MPH	DIFF	TIME OF DAY
1 -		22.844	1:03.692	68.27	8.805	15:11:55.792
2 -	33.425	22.082	55.507	78.34	0.620	15:12:51.299
3 -	33.306	22.097	55.403 (3)	78.49	0.516	15:13:46.702
4 -	33.784	21.967	55.751	78.00	0.864	15:14:42.453
5 -	33.513	21.998	55.511	78.33	0.624	15:15:37.964
6 -	33.914	21.931	55.845	77.86	0.958	15:16:33.809
7 -	33.412	21.969	55.381 (2)	78.52	0.494	15:17:29.190

Weather / Track : Cloudy / Dry

Brands Hatch Indy  
Circuit Length = 1.2079 miles  
Start: 15:10 Flag 15:21 End: 15:22



# BMCRC - MRO Championships 2015 - Rnd 9 @ Brands Hatch Indy

## EDlasia Formula 400 inc Sub 64 & Rookie 400

### RACE 12 - SECTOR ANALYSIS

SECTOR 1 = FL to I1, SECTOR 2 = I1 to FL, DIFF = Difference To Personal Best Lap

<b>8 -</b>	33.180	<b>21.707</b>	<b>54.887 (1)</b>	<b>79.22</b>		<b>15:18:24.077</b>
9 -	<b>32.970</b>	22.754	55.724	78.03	0.837	15:19:19.801

# BMCRC - MRO Championships 2015 - Rnd 9 @ Brands Hatch Indy

## EDlasia Formula 400 inc Sub 64 & Rookie 400

### RACE 12 - BEST SECTORS

SECTOR 1			SECTOR 2			IDEAL / BEST COMPARISON						
POS	NO	NAME	TIME	NO	NAME	TIME	POS	NO	NAME	IDEAL	BEST	DIFF
									<b>PERFECT LAP</b>	<b>50.985</b>		
1	14	BURRAGE	<b>30.452</b>	11	RUTH	<b>20.533</b>	1	14	BURRAGE	51.107	51.468	0.361
2	11	RUTH	<b>30.621</b>	51	JARMAN	<b>20.623</b>	2	11	RUTH	51.154	51.283	0.129
3	51	JARMAN	<b>30.776</b>	14	BURRAGE	<b>20.655</b>	3	51	JARMAN	51.399	51.458	0.059
4	50	HIGLETT	<b>31.097</b>	88	THOMPSON	<b>20.895</b>	4	50	HIGLETT	52.168	52.372	0.204
5	86	SCOTT	<b>31.370</b>	50	HIGLETT	<b>21.071</b>	5	88	THOMPSON	52.425	52.431	0.006
6	88	THOMPSON	<b>31.530</b>	86	SCOTT	<b>21.075</b>	6	86	SCOTT	52.445	52.451	0.006
7	33	JOHNSTONE	<b>31.906</b>	54	GORRIDGE	<b>21.220</b>	7	54	GORRIDGE	53.377	53.499	0.122
8	54	GORRIDGE	<b>32.157</b>	21	WATSON	<b>21.468</b>	8	33	JOHNSTONE	53.413	53.855	0.442
9	27	SMITH	<b>32.247</b>	33	JOHNSTONE	<b>21.507</b>	9	21	WATSON	53.752	53.857	0.105
10	21	WATSON	<b>32.284</b>	27	SMITH	<b>21.569</b>	10	27	SMITH	53.816	53.816	0.000
11	127	GREEN	<b>32.310</b>	63	HARDY	<b>21.576</b>	11	127	GREEN	53.953	54.335	0.382
12	23	EVANS	<b>32.499</b>	22	HARVIEK	<b>21.586</b>	12	22	HARVIEK	54.272	54.272	0.000
13	47	CLARK	<b>32.622</b>	127	GREEN	<b>21.643</b>	13	47	CLARK	54.365	54.451	0.086
14	78	POVAH	<b>32.672</b>	73	BORN	<b>21.707</b>	14	8	CORKETT	54.478	54.611	0.133
15	22	HARVIEK	<b>32.686</b>	47	CLARK	<b>21.743</b>	15	63	HARDY	54.578	54.806	0.228
16	8	CORKETT	<b>32.695</b>	8	CORKETT	<b>21.783</b>	16	78	POVAH	54.607	54.993	0.386
17	55	COOPER	<b>32.730</b>	78	POVAH	<b>21.935</b>	17	23	EVANS	54.629	54.629	0.000
18	82	JEFFERSON	<b>32.811</b>	82	JEFFERSON	<b>21.965</b>	18	73	BORN	54.677	54.887	0.210
19	81	GRANT	<b>32.916</b>	55	COOPER	<b>22.059</b>	19	82	JEFFERSON	54.776	54.897	0.121
20	73	BORN	<b>32.970</b>	23	EVANS	<b>22.130</b>	20	55	COOPER	54.789	54.909	0.120
21	63	HARDY	<b>33.002</b>	28	HODGSON	<b>22.193</b>	21	81	GRANT	55.194	55.413	0.219
22	28	HODGSON	<b>33.017</b>	81	GRANT	<b>22.278</b>	22	28	HODGSON	55.210	55.228	0.018
23	91	TERRY	<b>34.085</b>	43	RANDALL	<b>22.621</b>	23	91	TERRY	56.795	56.795	0.000
24	58	YOUNG	<b>34.132</b>	91	TERRY	<b>22.710</b>	24	58	YOUNG	56.881	56.971	0.090
25	43	RANDALL	<b>34.263</b>	58	YOUNG	<b>22.749</b>	25	43	RANDALL	56.884	57.169	0.285
26	178	MORRIS	<b>34.490</b>	178	MORRIS	<b>22.931</b>	26	178	MORRIS	57.421	57.546	0.125
27	72	MILLER	<b>34.708</b>	72	MILLER	<b>22.999</b>	27	72	MILLER	57.707	57.900	0.193
28	98	PRAGNELL	<b>35.383</b>	98	PRAGNELL	<b>23.588</b>	28	98	PRAGNELL	58.971	58.971	0.000
29	123	BELCHER	<b>35.907</b>	123	BELCHER	<b>23.723</b>	29	123	BELCHER	59.630	59.839	0.209
30	134	PETTET	<b>36.397</b>	134	PETTET	<b>24.137</b>	30	134	PETTET	1:00.534	1:00.649	0.115
31	104	OGDEN	<b>36.532</b>	104	OGDEN	<b>24.327</b>	31	104	OGDEN	1:00.859	1:00.941	0.082

Weather / Track : Cloudy / Dry

Results can be found at [www.tsl-timing.com](http://www.tsl-timing.com)

Brands Hatch Indy  
Circuit Length = 1.2079 miles  
Start: 15:10 Flag 15:21 End: 15:22

Printed - 15:23 Sunday, 04 October 2015



**MRO 600 inc Clubman 600**

**Brands Hatch Indy**

**3<sup>rd</sup> & 4<sup>th</sup> October 2015**



**Results Provided by Timing Solutions Ltd**

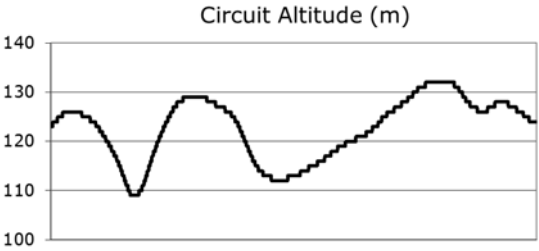
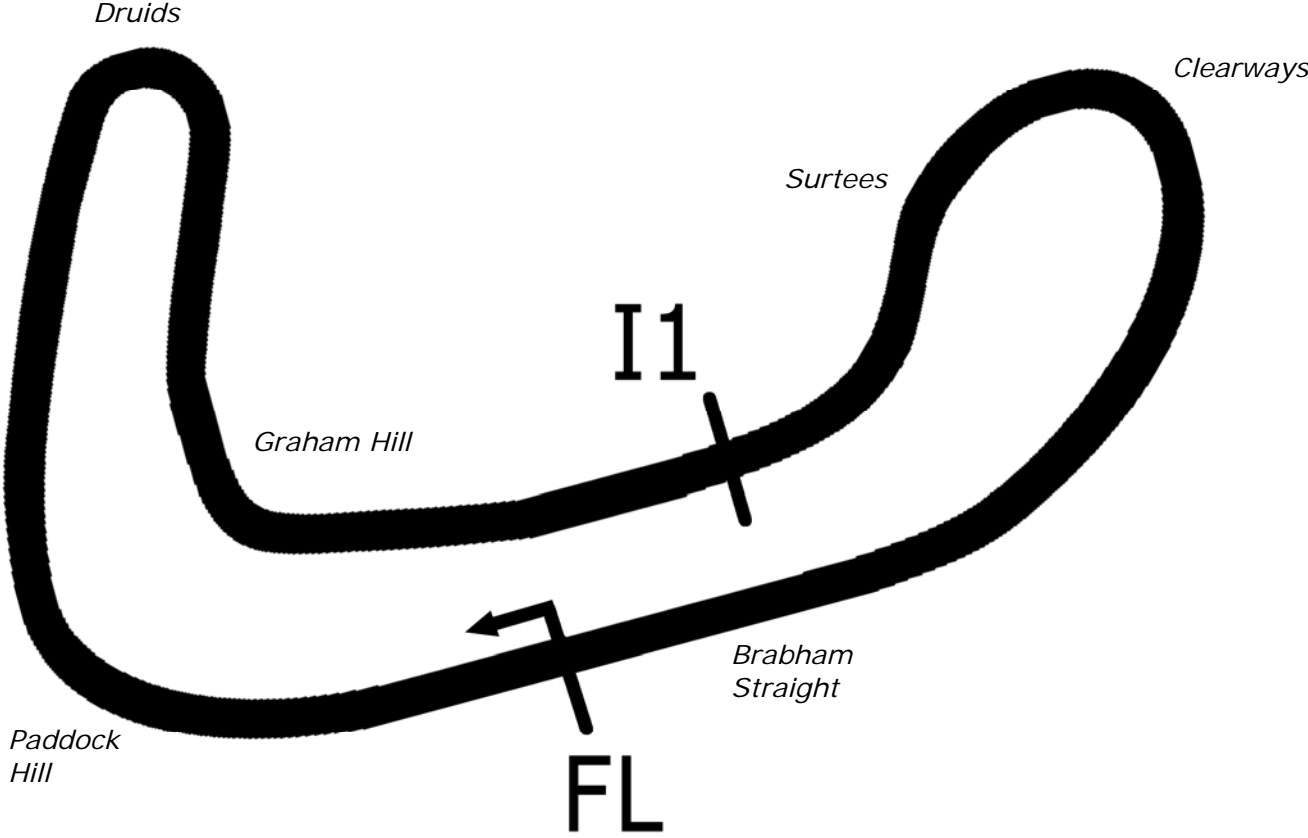
**[www.tsl-timing.com](http://www.tsl-timing.com)**

# Brands Hatch Indy



SPORTS TIMING

TIMING SOLUTIONS LTD



Length	1.2079 miles	1944.0 m	
FL		51.36032 N	0.26032 E
I1	1112m	51.35934 N	0.25955 E
Pit Entry	1669m	51.35911 N	0.25743 E
Pit Exit	83m after FL	51.36017 N	0.26051 E
Pit Entry–Pit Exit 332m, 19.9s @60kph, 14.9s @80kph			

# BMCRC - MRO Championships 2015 - Rnd 9 @ Brands Hatch Indy

## Team Respro MRO 600 inc Clubman 600

### QUALIFYING - CLASSIFICATION

POS	NO	CL	PIC NAME	ENTRY	TIME	ON	LAPS	GAP	DIFF	MPH
1	66		1 Joe GOGGINS	Yamaha - Lexicon racing	48.862	8	15			88.99
2	32	C	1 Mark PIPER	Yamaha -	49.094	7	15	0.232	0.232	88.57
3	14		2 Chris BURRAGE	Yamaha - Saracen Racing/Seton Tuning	49.137	6	14	0.275	0.043	88.49
4	173	C	2 Stephen DRAPER	Yamaha -	49.247	7	8	0.385	0.110	88.30
5	74	C	3 Joe MORPHETT	Yamaha -	49.329	15	15	0.467	0.082	88.15
6	5		3 Tom DEAN	Yamaha -	49.504	9	13	0.642	0.175	87.84
7	6	C	4 Dominic PETTIT	Yamaha - Camclad Contractors	49.565	10	11	0.703	0.061	87.73
8	27	C	5 Rob EYRE	Triumph -	49.663	9	9	0.801	0.098	87.56
9	8	C	6 Grant NEWSTEAD	Yamaha - Tinklers Motorcycles	49.949	7	15	1.087	0.286	87.06
10	61	C	7 Olly SAVAGE	Kawasaki - Validus-IVC Ltd	50.086	12	14	1.224	0.137	86.82
11	39		4 Shane SMITH	Triumph - Ridemoto.com	50.336	9	14	1.474	0.250	86.39
12	49	C	8 Ross McLURG	Kawasaki - E.D.I. Building	50.430	11	14	1.568	0.094	86.23
13	36		5 Joe MUNCEY	Yamaha -	50.523	13	14	1.661	0.093	86.07
14	87	C	9 Simon SCHUG	Yamaha - Mak Fencing/Go Racing	50.675	7	8	1.813	0.152	85.81
15	79	C	10 David WAKE	Yamaha -	50.844	12	14	1.982	0.169	85.52
16	194	C	11 Wayne CROSSMAN	Suzuki - Grayers Graphics	50.848	7	14	1.986	0.004	85.52
17	40		6 David SHELVEY	Suzuki -	51.095	6	10	2.233	0.247	85.10
18	90	C	12 Benjamin COTGROVE	Triumph - NR Racing	51.172	6	6	2.310	0.077	84.98
19	77	C	13 Jamie TIBBLE	Honda - Barncroft Engineering	51.242	13	14	2.380	0.070	84.86
20	37	C	14 James PARISH	Suzuki - HPS Motorcycles, Licharz Engineering Plastics, I	51.474	12	14	2.612	0.232	84.48
21	55	C	15 Paul GARNER	Yamaha - Area 51 Racing	51.619	5	6	2.757	0.145	84.24
22	56	C	16 Michael MILLS	Yamaha - Area 51 Racing	51.924	9	14	3.062	0.305	83.74
23	120		7 David COMBRINCK	Kawasaki -	51.956	14	14	3.094	0.032	83.69
24	159*	C	17 Jack HARVEY	Yamaha -	52.124	11	13	3.262	0.168	83.42
25	7	C	18 Mitch DUCRAN	Yamaha -	52.766	14	14	3.904	0.642	82.41
26	147	C	19 Sean CHASTON	Yamaha - Hyside Motorcycles	52.799	11	13	3.937	0.033	82.36
27	72	C	20 Darren WARNER	Yamaha -	53.644	12	12	4.782	0.845	81.06
28	95		8 Simon MEADOWS	Triumph - myself	53.814	10	13	4.952	0.170	80.80
29	88		9 Austin WREN	Triumph - Factory Finish	54.214	12	13	5.352	0.400	80.21
30	71		10 Daniel ANDERSON	Triumph -	57.077	1	1	8.215	2.863	76.18
31	11		11 Ross DUNSTAN	Kawasaki - PRB Racing	1:00.008	4	6	11.146	2.931	72.46

\* No. 159 - Please fit a working transponder

Weather / Track : Cloudy / Dry

These results are provisional until the conclusion of any judicial and technical matters.

Brands Hatch Indy

Circuit Length = 1.2079 miles

Start: 12:58 Flag 13:11 End: 13:12

Clerk Of Course :	Timekeeper :
-------------------	--------------

Results can be found at [www.tsl-timing.com](http://www.tsl-timing.com)

Printed - 13:12 Saturday, 03 October 2015



# BMCRC - MRO Championships 2015 - Rnd 9 @ Brands Hatch Indy

Team Respro MRO 600 inc Clubman 600

## QUALIFYING - SECTOR ANALYSIS

SECTOR 1 = FL to I1, SECTOR 2 = I1 to FL, DIFF = Difference To Personal Best Lap

<b>P1 66</b>		<b>Joe GOGGINS</b>		Yamaha - Lexicon racing			
IDEAL LAP TIME : 48.862		BEST LAP TIME : 48.862		DIFFERENCE : 0.000			
LAP	SECTOR 1	SECTOR 2	LAP TIME	MPH	DIFF	TIME OF DAY	
1 -	33.725	20.938	54.663	79.55	5.801	13:00:15.768	
2 -	31.214	20.557	51.771	83.99	2.909	13:01:07.539	
3 -	31.247	19.914	51.161	84.99	2.299	13:01:58.700	
4 -	30.205	19.743	49.948	87.06	1.086	13:02:48.648	
5 -	30.120	20.205	50.325	86.41	1.463	13:03:38.973	
6 -	29.560	19.608	49.168	88.44	0.306	13:04:28.141	
7 -	29.461	19.569	49.030 (2)	88.69	0.168	13:05:17.171	
<b>8 -</b>	<b>29.402</b>	<b>19.460</b>	<b>48.862 (1)</b>	<b>88.99</b>		<b>13:06:06.033</b>	
9 -	29.905	19.758	49.663	87.56	0.801	13:06:55.696	
10 -	29.866	19.600	49.466	87.91	0.604	13:07:45.162	
11 -	29.583	19.574	49.157	88.46	0.295	13:08:34.319	
12 -	29.787	19.799	49.586	87.69	0.724	13:09:23.905	
13 -	29.681	19.465	49.146	88.48	0.284	13:10:13.051	
14 -	29.838	19.653	49.491	87.86	0.629	13:11:02.542	
15 -	29.423	19.640	49.063 (3)	88.63	0.201	13:11:51.605	

<b>P2 32 C</b>		<b>Mark PIPER</b>		Yamaha -			
IDEAL LAP TIME : 49.053		BEST LAP TIME : 49.094		DIFFERENCE : 0.041			
LAP	SECTOR 1	SECTOR 2	LAP TIME	MPH	DIFF	TIME OF DAY	
1 -	33.165	21.317	54.482	79.81	5.388	13:00:16.564	
2 -	30.626	20.610	51.236	84.87	2.142	13:01:07.800	
3 -	31.408	19.967	51.375	84.64	2.281	13:01:59.175	
4 -	29.321	19.838	49.159 (2)	88.45	0.065	13:02:48.334	
5 -	30.131	20.292	50.423	86.24	1.329	13:03:38.757	
6 -	30.036	20.005	50.041	86.90	0.947	13:04:28.798	
<b>7 -</b>	<b>29.310</b>	19.784	<b>49.094 (1)</b>	<b>88.57</b>		<b>13:05:17.892</b>	
8 -	29.399	19.891	49.290	88.22	0.196	13:06:07.182	
9 -	30.548	20.219	50.767	85.65	1.673	13:06:57.949	
10 -	30.020	19.926	49.946	87.06	0.852	13:07:47.895	
11 -	29.756	20.181	49.937	87.08	0.843	13:08:37.832	
12 -	29.436	19.932	49.368	88.08	0.274	13:09:27.200	
13 -	29.428	19.841	49.269 (3)	88.26	0.175	13:10:16.469	
14 -	30.560	20.281	50.841	85.53	1.747	13:11:07.310	
15 -	29.691	<b>19.743</b>	49.434	87.96	0.340	13:11:56.744	

<b>P3 14</b>		<b>Chris BURRAGE</b>		Yamaha - Saracen Racing/Seton Tuning			
IDEAL LAP TIME : 49.137		BEST LAP TIME : 49.137		DIFFERENCE : 0.000			
LAP	SECTOR 1	SECTOR 2	LAP TIME	MPH	DIFF	TIME OF DAY	
1 -	32.513	20.803	53.316	81.56	4.179	13:00:14.619	
2 -	31.865	21.180	53.045	81.97	3.908	13:01:07.664	
3 -	33.986	20.643	54.629	79.60	5.492	13:02:02.293	
4 -	30.109	20.066	50.175	86.66	1.038	13:02:52.468	
5 -	30.096	19.824	49.920	87.11	0.783	13:03:42.388	
<b>6 -</b>	<b>29.569</b>	<b>19.568</b>	<b>49.137 (1)</b>	<b>88.49</b>		<b>13:04:31.525</b>	
7 -	29.571	19.898	49.469	87.90	0.332	13:05:20.994	
8 -	29.644	19.788	49.432 (3)	87.97	0.295	13:06:10.426	
9 -	29.591	19.856	49.447	87.94	0.310	13:06:59.873	
10 -	29.875	19.808	49.683	87.52	0.546	13:07:49.556	
11 -	29.701	19.833	49.534	87.79	0.397	13:08:39.090	
12 -	29.927	IN PIT	1:34.852 P	45.84	45.715	13:10:13.942	
13 -	OUTLAP	20.195	54.633	79.59	5.496	13:11:08.575	
14 -	29.595	19.806	49.401 (2)	88.02	0.264	13:11:57.976	

<b>P4 173 C</b>		<b>Stephen DRAPER</b>		Yamaha -			
IDEAL LAP TIME : 49.245		BEST LAP TIME : 49.247		DIFFERENCE : 0.002			
LAP	SECTOR 1	SECTOR 2	LAP TIME	MPH	DIFF	TIME OF DAY	
1 -	32.855	21.157	54.012	80.51	4.765	13:00:16.213	

Weather / Track : Cloudy / Dry

Brands Hatch Indy  
Circuit Length = 1.2079 miles  
Start: 12:58 Flag 13:11 End: 13:12

# BMCRC - MRO Championships 2015 - Rnd 9 @ Brands Hatch Indy

Team Respro MRO 600 inc Clubman 600

## QUALIFYING - SECTOR ANALYSIS

SECTOR 1 = FL to I1, SECTOR 2 = I1 to FL, DIFF = Difference To Personal Best Lap

2 -	30.766	20.489	51.255	84.84	2.008	13:01:07.468
3 -	30.674	20.022	50.696	85.77	1.449	13:01:58.164
4 -	30.052	20.039	50.091	86.81	0.844	13:02:48.255
5 -	29.744	19.771	49.515	87.82	0.268	13:03:37.770
6 -	29.534	<b>19.737</b>	49.271 (2)	88.25	0.024	13:04:27.041
7 -	<b>29.508</b>	19.739	<b>49.247 (1)</b>	<b>88.30</b>		<b>13:05:16.288</b>
8 -	29.556	19.777	49.333 (3)	88.14	0.086	13:06:05.621

P5	74 C	Joe MORPHETT	Yamaha -		
IDEAL LAP TIME :	49.254	BEST LAP TIME :	49.329	DIFFERENCE :	0.075

LAP	SECTOR 1	SECTOR 2	LAP TIME	MPH	DIFF	TIME OF DAY
1 -	33.619	21.183	54.802	79.35	5.473	13:00:16.622
2 -	31.443	20.720	52.163	83.36	2.834	13:01:08.785
3 -	31.082	20.183	51.265	84.82	1.936	13:02:00.050
4 -	30.481	20.425	50.906	85.42	1.577	13:02:50.956
5 -	31.972	20.085	52.057	83.53	2.728	13:03:43.013
6 -	30.415	20.060	50.475	86.15	1.146	13:04:33.488
7 -	29.855	19.954	49.809	87.30	0.480	13:05:23.297
8 -	29.776	20.084	49.860	87.21	0.531	13:06:13.157
9 -	30.631	20.661	51.292	84.78	1.963	13:07:04.449
10 -	29.974	20.541	50.515	86.08	1.186	13:07:54.964
11 -	29.717	20.327	50.044	86.89	0.715	13:08:45.008
12 -	29.721	19.963	49.684	87.52	0.355	13:09:34.692
13 -	29.559	<b>19.898</b>	49.457 (2)	87.92	0.128	13:10:24.149
14 -	29.582	20.079	49.661 (3)	87.56	0.332	13:11:13.810
15 -	<b>29.356</b>	19.973	<b>49.329 (1)</b>	<b>88.15</b>		<b>13:12:03.139</b>

P6	5	Tom DEAN	Yamaha -		
IDEAL LAP TIME :	49.351	BEST LAP TIME :	49.504	DIFFERENCE :	0.153

LAP	SECTOR 1	SECTOR 2	LAP TIME	MPH	DIFF	TIME OF DAY
1 -	33.193	21.102	54.295	80.09	4.791	13:00:20.379
2 -	30.729	20.290	51.019	85.23	1.515	13:01:11.398
3 -	30.634	20.488	51.122	85.06	1.618	13:02:02.520
4 -	30.829	20.330	51.159	85.00	1.655	13:02:53.679
5 -	29.875	19.959	49.834	87.26	0.330	13:03:43.513
6 -	31.067	IN PIT	2:05.672 P	34.60	1:16.168	13:05:49.185
7 -	OUTLAP	21.250	59.947	72.54	10.443	13:06:49.132
8 -	29.713	19.861	49.574 (3)	87.71	0.070	13:07:38.706
9 -	<b>29.546</b>	19.958	<b>49.504 (1)</b>	<b>87.84</b>		<b>13:08:28.210</b>
10 -	31.223	21.417	52.640	82.61	3.136	13:09:20.850
11 -	30.021	20.564	50.585	85.96	1.081	13:10:11.435
12 -	29.724	<b>19.805</b>	49.529 (2)	87.79	0.025	13:11:00.964
13 -	32.105	19.969	52.074	83.50	2.570	13:11:53.038

P7	6 C	Dominic PETTIT	Yamaha - Camclad Contractors		
IDEAL LAP TIME :	49.451	BEST LAP TIME :	49.565	DIFFERENCE :	0.114

LAP	SECTOR 1	SECTOR 2	LAP TIME	MPH	DIFF	TIME OF DAY
1 -	33.583	21.436	55.019	79.03	5.454	13:00:18.776
2 -	32.124	20.571	52.695	82.52	3.130	13:01:11.471
3 -	31.592	20.612	52.204	83.30	2.639	13:02:03.675
4 -	31.487	20.622	52.109	83.45	2.544	13:02:55.784
5 -	30.847	20.513	51.360	84.66	1.795	13:03:47.144
6 -	30.580	20.582	51.162	84.99	1.597	13:04:38.306
7 -	30.162	19.805	49.967	87.02	0.402	13:05:28.273
8 -	30.010	19.722	49.732 (2)	87.44	0.167	13:06:18.005
9 -	30.116	<b>19.686</b>	49.802 (3)	87.31	0.237	13:07:07.807
10 -	<b>29.765</b>	19.800	<b>49.565 (1)</b>	<b>87.73</b>		<b>13:07:57.372</b>
11 -	30.021	19.944	49.965	87.03	0.400	13:08:47.337

Weather / Track : Cloudy / Dry

Brands Hatch Indy  
Circuit Length = 1.2079 miles  
Start: 12:58 Flag 13:11 End: 13:12

# BMCRC - MRO Championships 2015 - Rnd 9 @ Brands Hatch Indy

Team Respro MRO 600 inc Clubman 600

## QUALIFYING - SECTOR ANALYSIS

SECTOR 1 = FL to I1, SECTOR 2 = I1 to FL, DIFF = Difference To Personal Best Lap

<b>P8 27 C Rob EYRE</b>		Triumph -				
IDEAL LAP TIME : 49.368		BEST LAP TIME : 49.663				
		DIFFERENCE : 0.295				
LAP	SECTOR 1	SECTOR 2	LAP TIME	MPH	DIFF	TIME OF DAY
1 -	33.413	21.147	54.560	79.70	4.897	13:00:16.999
2 -	31.241	20.881	52.122	83.43	2.459	13:01:09.121
3 -	31.829	20.451	52.280	83.17	2.617	13:02:01.401
4 -	30.172	19.979	50.151	86.71	0.488	13:02:51.552
5 -	29.818	20.086	49.904	87.13	0.241	13:03:41.456
6 -	29.864	19.923	49.787 (3)	87.34	0.124	13:04:31.243
7 -	29.784	19.913	49.697 (2)	87.50	0.034	13:05:20.940
8 -	30.062	<b>19.812</b>	49.874	87.19	0.211	13:06:10.814
9 -	<b>29.556</b>	20.107	<b>49.663 (1)</b>	<b>87.56</b>		<b>13:07:00.477</b>

<b>P9 8 C Grant NEWSTEAD</b>		Yamaha - Tinklers Motorcycles				
IDEAL LAP TIME : 49.759		BEST LAP TIME : 49.949				
		DIFFERENCE : 0.190				
LAP	SECTOR 1	SECTOR 2	LAP TIME	MPH	DIFF	TIME OF DAY
1 -	33.330	21.435	54.765	79.40	4.816	13:00:16.506
2 -	31.490	20.735	52.225	83.26	2.276	13:01:08.731
3 -	32.008	20.539	52.547	82.75	2.598	13:02:01.278
4 -	30.948	20.323	51.271	84.81	1.322	13:02:52.549
5 -	30.594	20.392	50.986	85.29	1.037	13:03:43.535
6 -	30.830	20.184	51.014	85.24	1.065	13:04:34.549
7 -	29.940	20.009	<b>49.949 (1)</b>	<b>87.06</b>		<b>13:05:24.498</b>
8 -	30.314	19.992	50.306	86.44	0.357	13:06:14.804
9 -	30.249	19.988	50.237	86.56	0.288	13:07:05.041
10 -	<b>29.927</b>	20.215	50.142	86.72	0.193	13:07:55.183
11 -	30.237	19.983	50.220	86.59	0.271	13:08:45.403
12 -	30.156	<b>19.832</b>	49.988 (3)	86.99	0.039	13:09:35.391
13 -	30.340	19.853	50.193	86.63	0.244	13:10:25.584
14 -	30.562	19.930	50.492	86.12	0.543	13:11:16.076
15 -	29.979	19.989	49.968 (2)	87.02	0.019	13:12:06.044

<b>P10 61 C Oily SAVAGE</b>		Kawasaki - Validus-IVC Ltd				
IDEAL LAP TIME : 49.943		BEST LAP TIME : 50.086				
		DIFFERENCE : 0.143				
LAP	SECTOR 1	SECTOR 2	LAP TIME	MPH	DIFF	TIME OF DAY
1 -	33.942	22.271	56.213	77.35	6.127	13:00:28.938
2 -	33.227	20.441	53.668	81.02	3.582	13:01:22.606
3 -	31.250	20.671	51.921	83.75	1.835	13:02:14.527
4 -	31.455	20.312	51.767	84.00	1.681	13:03:06.294
5 -	31.048	20.467	51.515	84.41	1.429	13:03:57.809
6 -	30.489	20.138	50.627	85.89	0.541	13:04:48.436
7 -	30.595	20.598	51.193	84.94	1.107	13:05:39.629
8 -	30.681	19.940	50.621	85.90	0.535	13:06:30.250
9 -	30.279	20.045	50.324 (3)	86.41	0.238	13:07:20.574
10 -	30.485	20.197	50.682	85.80	0.596	13:08:11.256
11 -	30.507	19.867	50.374	86.32	0.288	13:09:01.630
12 -	30.241	<b>19.845</b>	<b>50.086 (1)</b>	<b>86.82</b>		<b>13:09:51.716</b>
13 -	<b>30.098</b>	20.172	50.270 (2)	86.50	0.184	13:10:41.986
14 -	30.277	20.172	50.449	86.19	0.363	13:11:32.435

<b>P11 39 Shane SMITH</b>		Triumph - Ridemoto.com				
IDEAL LAP TIME : 50.214		BEST LAP TIME : 50.336				
		DIFFERENCE : 0.122				
LAP	SECTOR 1	SECTOR 2	LAP TIME	MPH	DIFF	TIME OF DAY
1 -	33.177	21.142	54.319	80.05	3.983	13:00:20.020
2 -	32.082	20.233	52.315	83.12	1.979	13:01:12.335
3 -	31.125	20.537	51.662	84.17	1.326	13:02:03.997
4 -	32.502	21.573	54.075	80.41	3.739	13:02:58.072
5 -	30.531	<b>20.026</b>	50.557	86.01	0.221	13:03:48.629
6 -	31.019	20.746	51.765	84.00	1.429	13:04:40.394
7 -	31.396	20.229	51.625	84.23	1.289	13:05:32.019

Weather / Track : Cloudy / Dry

Brands Hatch Indy  
Circuit Length = 1.2079 miles  
Start: 12:58 Flag 13:11 End: 13:12



# BMCRC - MRO Championships 2015 - Rnd 9 @ Brands Hatch Indy

Team Respro MRO 600 inc Clubman 600

## QUALIFYING - SECTOR ANALYSIS

SECTOR 1 = FL to I1, SECTOR 2 = I1 to FL, DIFF = Difference To Personal Best Lap

8 -	30.749	20.167	50.916	85.40	0.580	13:06:22.935
<b>9 -</b>	<b>30.250</b>	<b>20.086</b>	<b>50.336 (1)</b>	<b>86.39</b>		<b>13:07:13.271</b>
10 -	<b>30.188</b>	20.203	50.391 (2)	86.29	0.055	13:08:03.662
11 -	30.239	20.167	50.406 (3)	86.27	0.070	13:08:54.068
12 -	30.314	20.147	50.461	86.17	0.125	13:09:44.529
13 -	32.141	21.774	53.915	80.65	3.579	13:10:38.444
14 -	30.545	20.210	50.755	85.67	0.419	13:11:29.199

<b>P12 49 C</b>	<b>Ross McLURG</b>	Kawasaki - E.D.I. Building	
IDEAL LAP TIME : 50.255	BEST LAP TIME : 50.430	DIFFERENCE : 0.175	

LAP	SECTOR 1	SECTOR 2	LAP TIME	MPH	DIFF	TIME OF DAY
1 -	33.457	21.369	54.826	79.31	4.396	13:00:18.917
2 -	31.526	20.645	52.171	83.35	1.741	13:01:11.088
3 -	31.767	20.685	52.452	82.90	2.022	13:02:03.540
4 -	31.861	20.460	52.321	83.11	1.891	13:02:55.861
5 -	31.661	20.880	52.541	82.76	2.111	13:03:48.402
6 -	30.965	20.933	51.898	83.79	1.468	13:04:40.300
7 -	31.190	20.477	51.667	84.16	1.237	13:05:31.967
8 -	31.799	20.447	52.246	83.23	1.816	13:06:24.213
9 -	31.111	20.512	51.623	84.23	1.193	13:07:15.836
10 -	30.650	<b>20.141</b>	50.791 (2)	85.61	0.361	13:08:06.627
<b>11 -</b>	<b>30.114</b>	20.316	<b>50.430 (1)</b>	<b>86.23</b>		<b>13:08:57.057</b>
12 -	31.032	20.760	51.792	83.96	1.362	13:09:48.849
13 -	30.693	20.309	51.002 (3)	85.26	0.572	13:10:39.851
14 -	31.084	21.275	52.359	83.05	1.929	13:11:32.210

<b>P13 36</b>	<b>Joe MUNCEY</b>	Yamaha -	
IDEAL LAP TIME : 50.523	BEST LAP TIME : 50.523	DIFFERENCE : 0.000	

LAP	SECTOR 1	SECTOR 2	LAP TIME	MPH	DIFF	TIME OF DAY
1 -	34.490	22.331	56.821	76.53	6.298	13:00:28.500
2 -	33.218	20.788	54.006	80.52	3.483	13:01:22.506
3 -	31.750	20.570	52.320	83.11	1.797	13:02:14.826
4 -	31.467	20.273	51.740	84.04	1.217	13:03:06.566
5 -	31.136	20.369	51.505	84.43	0.982	13:03:58.071
6 -	31.019	20.751	51.770	83.99	1.247	13:04:49.841
7 -	30.611	20.260	50.871	85.48	0.348	13:05:40.712
8 -	30.676	20.071	50.747 (3)	85.69	0.224	13:06:31.459
9 -	30.751	20.250	51.001	85.26	0.478	13:07:22.460
10 -	30.893	20.207	51.100	85.09	0.577	13:08:13.560
11 -	30.886	20.504	51.390	84.61	0.867	13:09:04.950
12 -	30.655	20.075	50.730 (2)	85.72	0.207	13:09:55.680
<b>13 -</b>	<b>30.565</b>	<b>19.958</b>	<b>50.523 (1)</b>	<b>86.07</b>		<b>13:10:46.203</b>
14 -	30.920	20.461	51.381	84.63	0.858	13:11:37.584

<b>P14 87 C</b>	<b>Simon SCHUG</b>	Yamaha - Mak Fencing/Go Racing	
IDEAL LAP TIME : 50.659	BEST LAP TIME : 50.675	DIFFERENCE : 0.016	

LAP	SECTOR 1	SECTOR 2	LAP TIME	MPH	DIFF	TIME OF DAY
1 -	35.466	23.462	58.928	73.79	8.253	13:00:31.006
2 -	34.210	20.845	55.055	78.98	4.380	13:01:26.061
3 -	31.942	20.834	52.776	82.39	2.101	13:02:18.837
4 -	30.637	<b>20.287</b>	50.924 (2)	85.39	0.249	13:03:09.761
5 -	30.692	20.368	51.060 (3)	85.16	0.385	13:04:00.821
6 -	31.481	20.531	52.012	83.60	1.337	13:04:52.833
<b>7 -</b>	<b>30.372</b>	20.303	<b>50.675 (1)</b>	<b>85.81</b>		<b>13:05:43.508</b>
8 -	31.159	20.361	51.520	84.40	0.845	13:06:35.028

<b>P15 79 C</b>	<b>David WAKE</b>	Yamaha -	
IDEAL LAP TIME : 50.804	BEST LAP TIME : 50.844	DIFFERENCE : 0.040	

LAP	SECTOR 1	SECTOR 2	LAP TIME	MPH	DIFF	TIME OF DAY
1 -	34.308	22.301	56.609	76.81	5.765	13:00:27.007

Weather / Track : Cloudy / Dry

Brands Hatch Indy  
Circuit Length = 1.2079 miles  
Start: 12:58 Flag 13:11 End: 13:12

# BMCRC - MRO Championships 2015 - Rnd 9 @ Brands Hatch Indy

Team Respro MRO 600 inc Clubman 600

## QUALIFYING - SECTOR ANALYSIS

SECTOR 1 = FL to I1, SECTOR 2 = I1 to FL, DIFF = Difference To Personal Best Lap

2 -	31.756	20.994	52.750	82.43	1.906	13:01:19.757
3 -	31.490	20.626	52.116	83.44	1.272	13:02:11.873
4 -	31.128	20.544	51.672	84.15	0.828	13:03:03.545
5 -	31.059	20.552	51.611	84.25	0.767	13:03:55.156
6 -	31.078	20.586	51.664	84.17	0.820	13:04:46.820
7 -	31.310	20.489	51.799	83.95	0.955	13:05:38.619
8 -	31.131	20.196	51.327	84.72	0.483	13:06:29.946
9 -	31.031	<b>20.166</b>	51.197	84.93	0.353	13:07:21.143
10 -	31.117	20.349	51.466	84.49	0.622	13:08:12.609
11 -	30.879	20.412	51.291	84.78	0.447	13:09:03.900
12 -	<b>30.638</b>	20.206	<b>50.844 (1)</b>	<b>85.52</b>		<b>13:09:54.744</b>
13 -	30.885	20.264	51.149 (2)	85.01	0.305	13:10:45.893
14 -	30.918	20.231	51.149 (2)	85.01	0.305	13:11:37.042

P16 194 C	Wayne CROSSMAN	Suzuki - Grayers Graphics
IDEAL LAP TIME : 50.796	BEST LAP TIME : 50.848	DIFFERENCE : 0.052

LAP	SECTOR 1	SECTOR 2	LAP TIME	MPH	DIFF	TIME OF DAY
1 -	35.215	22.780	57.995	74.98	7.147	13:00:30.620
2 -	33.236	21.298	54.534	79.74	3.686	13:01:25.154
3 -	31.425	20.492	51.917	83.76	1.069	13:02:17.071
4 -	30.904	20.131	51.035 (2)	85.20	0.187	13:03:08.106
5 -	31.657	20.593	52.250	83.22	1.402	13:04:00.356
6 -	31.132	20.224	51.356	84.67	0.508	13:04:51.712
7 -	30.747	<b>20.101</b>	<b>50.848 (1)</b>	<b>85.52</b>		<b>13:05:42.560</b>
8 -	31.892	20.367	52.259	83.21	1.411	13:06:34.819
9 -	30.812	20.451	51.263	84.82	0.415	13:07:26.082
10 -	31.327	20.541	51.868	83.83	1.020	13:08:17.950
11 -	31.229	20.387	51.616	84.24	0.768	13:09:09.566
12 -	30.797	20.259	51.056 (3)	85.17	0.208	13:10:00.622
13 -	<b>30.695</b>	20.417	51.112	85.07	0.264	13:10:51.734
14 -	32.055	21.382	53.437	81.37	2.589	13:11:45.171

P17 40	David SHELVEY	Suzuki -
IDEAL LAP TIME : 51.076	BEST LAP TIME : 51.095	DIFFERENCE : 0.019

LAP	SECTOR 1	SECTOR 2	LAP TIME	MPH	DIFF	TIME OF DAY
1 -	33.745	21.132	54.877	79.24	3.782	13:00:34.719
2 -	33.889	21.230	55.119	78.89	4.024	13:01:29.838
3 -	31.731	<b>20.307</b>	52.038	83.56	0.943	13:02:21.876
4 -	31.331	20.601	51.932	83.73	0.837	13:03:13.808
5 -	31.298	20.387	51.685 (3)	84.13	0.590	13:04:05.493
6 -	<b>30.769</b>	20.326	<b>51.095 (1)</b>	<b>85.10</b>		<b>13:04:56.588</b>
7 -	31.531	20.810	52.341	83.08	1.246	13:05:48.929
8 -	31.786	20.733	52.519	82.80	1.424	13:06:41.448
9 -	31.736	20.475	52.211	83.28	1.116	13:07:33.659
10 -	31.038	20.372	51.410 (2)	84.58	0.315	13:08:25.069

P18 90 C	Benjamin COTGROVE	Triumph - NR Racing
IDEAL LAP TIME : 50.979	BEST LAP TIME : 51.172	DIFFERENCE : 0.193

LAP	SECTOR 1	SECTOR 2	LAP TIME	MPH	DIFF	TIME OF DAY
1 -	32.456	20.951	53.407	81.42	2.235	13:00:20.498
2 -	30.917	<b>20.370</b>	51.287 (2)	84.78	0.115	13:01:11.785
3 -	31.418	20.628	52.046	83.55	0.874	13:02:03.831
4 -	30.811	20.721	51.532 (3)	84.38	0.360	13:02:55.363
5 -	31.089	20.558	51.647	84.19	0.475	13:03:47.010
6 -	30.640	20.532	<b>51.172 (1)</b>	<b>84.98</b>		<b>13:04:38.182</b>

P19 77 C	Jamie TIBBLE	Honda - Barncroft Engineering
IDEAL LAP TIME : 51.242	BEST LAP TIME : 51.242	DIFFERENCE : 0.000

LAP	SECTOR 1	SECTOR 2	LAP TIME	MPH	DIFF	TIME OF DAY
1 -	32.926	21.599	54.525	79.75	3.283	13:00:17.416

Weather / Track : Cloudy / Dry

Brands Hatch Indy  
Circuit Length = 1.2079 miles  
Start: 12:58 Flag 13:11 End: 13:12

# BMCRC - MRO Championships 2015 - Rnd 9 @ Brands Hatch Indy

Team Respro MRO 600 inc Clubman 600

## QUALIFYING - SECTOR ANALYSIS

SECTOR 1 = FL to I1, SECTOR 2 = I1 to FL, DIFF = Difference To Personal Best Lap

2 -	32.262	20.944	53.206	81.73	1.964	13:01:10.622
3 -	31.838	20.805	52.643	82.60	1.401	13:02:03.265
4 -	31.166	20.708	51.874	83.83	0.632	13:02:55.139
5 -	32.085	20.605	52.690	82.53	1.448	13:03:47.829
6 -	31.204	21.043	52.247	83.23	1.005	13:04:40.076
7 -	31.135	20.590	51.725	84.07	0.483	13:05:31.801
8 -	31.423	20.593	52.016	83.60	0.774	13:06:23.817
9 -	31.203	20.623	51.826	83.90	0.584	13:07:15.643
10 -	31.228	20.603	51.831	83.89	0.589	13:08:07.474
11 -	31.008	20.539	51.547	84.36	0.305	13:08:59.021
12 -	31.009	20.467	51.476 (2)	84.47	0.234	13:09:50.497
13 -	<b>30.888</b>	<b>20.354</b>	<b>51.242 (1)</b>	<b>84.86</b>		<b>13:10:41.739</b>
14 -	30.900	20.585	51.485 (3)	84.46	0.243	13:11:33.224

P20 37 C James PARISH			Suzuki - HPS Motorcycles, Licharz Engineering Plastics, Leonar			
IDEAL LAP TIME : 51.363		BEST LAP TIME : 51.474		DIFFERENCE : 0.111		
LAP	SECTOR 1	SECTOR 2	LAP TIME	MPH	DIFF	TIME OF DAY
1 -	35.613	22.279	57.892	75.11	6.418	13:00:26.933
2 -	33.022	21.401	54.423	79.90	2.949	13:01:21.356
3 -	32.131	21.248	53.379	81.46	1.905	13:02:14.735
4 -	32.495	20.727	53.222	81.70	1.748	13:03:07.957
5 -	31.580	20.843	52.423	82.95	0.949	13:04:00.380
6 -	31.681	20.693	52.374	83.02	0.900	13:04:52.754
7 -	31.690	20.646	52.336	83.09	0.862	13:05:45.090
8 -	31.456	20.780	52.236	83.24	0.762	13:06:37.326
9 -	31.105	20.774	51.879	83.82	0.405	13:07:29.205
10 -	31.693	20.773	52.466	82.88	0.992	13:08:21.671
11 -	31.045	<b>20.459</b>	51.504 (2)	84.43	0.030	13:09:13.175
12 -	<b>30.904</b>	20.570	<b>51.474 (1)</b>	<b>84.48</b>		<b>13:10:04.649</b>
13 -	31.168	20.677	51.845 (3)	83.87	0.371	13:10:56.494
14 -	31.376	20.883	52.259	83.21	0.785	13:11:48.753

P21 55 C Paul GARNER			Yamaha - Area 51 Racing			
IDEAL LAP TIME : 51.499		BEST LAP TIME : 51.619		DIFFERENCE : 0.120		
LAP	SECTOR 1	SECTOR 2	LAP TIME	MPH	DIFF	TIME OF DAY
1 -	33.864	20.986	54.850	79.28	3.231	13:00:20.698
2 -	31.911	20.610	52.521	82.79	0.902	13:01:13.219
3 -	31.433	20.449	51.882 (3)	83.81	0.263	13:02:05.101
4 -	31.281	<b>20.430</b>	51.711 (2)	84.09	0.092	13:02:56.812
5 -	<b>31.069</b>	20.550	<b>51.619 (1)</b>	<b>84.24</b>		<b>13:03:48.431</b>
6 -	32.152	21.309	53.461	81.34	1.842	13:04:41.892

P22 56 C Michael MILLS			Yamaha - Area 51 Racing			
IDEAL LAP TIME : 51.734		BEST LAP TIME : 51.924		DIFFERENCE : 0.190		
LAP	SECTOR 1	SECTOR 2	LAP TIME	MPH	DIFF	TIME OF DAY
1 -	33.700	21.666	55.366	78.54	3.442	13:00:23.392
2 -	33.094	21.476	54.570	79.68	2.646	13:01:17.962
3 -	32.102	21.464	53.566	81.18	1.642	13:02:11.528
4 -	32.110	21.230	53.340	81.52	1.416	13:03:04.868
5 -	31.610	21.118	52.728	82.47	0.804	13:03:57.596
6 -	31.299	20.830	52.129	83.42	0.205	13:04:49.725
7 -	31.438	20.920	52.358	83.05	0.434	13:05:42.083
8 -	31.286	20.645	51.931 (3)	83.73	0.007	13:06:34.014
9 -	31.135	20.789	<b>51.924 (1)</b>	<b>83.74</b>		<b>13:07:25.938</b>
10 -	<b>31.093</b>	20.834	51.927 (2)	83.74	0.003	13:08:17.865
11 -	31.836	<b>20.641</b>	52.477	82.86	0.553	13:09:10.342
12 -	31.461	20.758	52.219	83.27	0.295	13:10:02.561
13 -	31.373	20.757	52.130	83.41	0.206	13:10:54.691
14 -	31.172	20.948	52.120	83.43	0.196	13:11:46.811

Weather / Track : Cloudy / Dry

Brands Hatch Indy  
Circuit Length = 1.2079 miles  
Start: 12:58 Flag 13:11 End: 13:12

# BMCRC - MRO Championships 2015 - Rnd 9 @ Brands Hatch Indy

Team Respro MRO 600 inc Clubman 600

## QUALIFYING - SECTOR ANALYSIS

SECTOR 1 = FL to I1, SECTOR 2 = I1 to FL, DIFF = Difference To Personal Best Lap

<b>P23 120</b>		<b>David COMBRINCK</b>		Kawasaki -		
IDEAL LAP TIME : 51.956		BEST LAP TIME : 51.956		DIFFERENCE : 0.000		
LAP	SECTOR 1	SECTOR 2	LAP TIME	MPH	DIFF	TIME OF DAY
1 -	36.054	22.476	58.530	74.29	6.574	13:00:28.423
2 -	35.179	21.606	56.785	76.58	4.829	13:01:25.208
3 -	32.669	20.869	53.538	81.22	1.582	13:02:18.746
4 -	31.745	20.647	52.392 (3)	83.00	0.436	13:03:11.138
5 -	31.726	20.881	52.607	82.66	0.651	13:04:03.745
6 -	31.682	20.623	52.305 (2)	83.13	0.349	13:04:56.050
7 -	31.894	20.811	52.705	82.50	0.749	13:05:48.755
8 -	31.789	20.815	52.604	82.66	0.648	13:06:41.359
9 -	32.062	20.691	52.753	82.43	0.797	13:07:34.112
10 -	31.927	20.644	52.571	82.71	0.615	13:08:26.683
11 -	31.887	20.630	52.517	82.80	0.561	13:09:19.200
12 -	31.516	20.879	52.395	82.99	0.439	13:10:11.595
13 -	31.919	20.701	52.620	82.64	0.664	13:11:04.215
<b>14 -</b>	<b>31.474</b>	<b>20.482</b>	<b>51.956 (1)</b>	<b>83.69</b>		<b>13:11:56.171</b>

<b>P24 159 C</b>		<b>Jack HARVEY</b>		Yamaha -		
IDEAL LAP TIME :		BEST LAP TIME : 52.124		DIFFERENCE :		
LAP	SECTOR 1	SECTOR 2	LAP TIME	MPH	DIFF	TIME OF DAY
1 -	<b>OUTLAP</b>		59.907	72.58	7.783	13:01:07.090
2 -			54.210	80.21	2.086	13:02:01.300
3 -			53.609	81.11	1.485	13:02:54.909
4 -			53.522	81.24	1.398	13:03:48.431
5 -			53.931	80.63	1.807	13:04:42.362
6 -			52.575	82.71	0.451	13:05:34.937
7 -			52.700	82.51	0.576	13:06:27.637
8 -			52.699	82.51	0.575	13:07:20.336
9 -			52.264	83.20	0.140	13:08:12.600
10 -			52.352	83.06	0.228	13:09:04.952
<b>11 -</b>			<b>52.124 (1)</b>	<b>83.42</b>		<b>13:09:57.076</b>
12 -			52.248 (2)	83.23	0.124	13:10:49.324
13 -			52.261 (3)	83.20	0.137	13:11:41.585

<b>P25 7 C</b>		<b>Mitch DUCRAN</b>		Yamaha -		
IDEAL LAP TIME : 52.527		BEST LAP TIME : 52.766		DIFFERENCE : 0.239		
LAP	SECTOR 1	SECTOR 2	LAP TIME	MPH	DIFF	TIME OF DAY
1 -	34.559	22.583	57.142	76.10	4.376	13:00:31.700
2 -	34.030	22.092	56.122	77.48	3.356	13:01:27.822
3 -	32.912	21.232	54.144	80.31	1.378	13:02:21.966
4 -	32.394	21.129	53.523	81.24	0.757	13:03:15.489
5 -	32.370	21.203	53.573	81.17	0.807	13:04:09.062
6 -	32.370	21.531	53.901	80.67	1.135	13:05:02.963
7 -	32.838	21.947	54.785	79.37	2.019	13:05:57.748
8 -	33.188	21.053	54.241	80.17	1.475	13:06:51.989
9 -	32.259	21.127	53.386	81.45	0.620	13:07:45.375
10 -	<b>31.726</b>	21.049	52.775 (2)	82.39	0.009	13:08:38.150
11 -	32.023	20.937	52.960 (3)	82.11	0.194	13:09:31.110
12 -	32.062	21.119	53.181	81.76	0.415	13:10:24.291
13 -	32.408	20.982	53.390	81.44	0.624	13:11:17.681
<b>14 -</b>	31.965	<b>20.801</b>	<b>52.766 (1)</b>	<b>82.41</b>		<b>13:12:10.447</b>

<b>P26 147 C</b>		<b>Sean CHASTON</b>		Yamaha - Hyside Motorcycles		
IDEAL LAP TIME : 52.799		BEST LAP TIME : 52.799		DIFFERENCE : 0.000		
LAP	SECTOR 1	SECTOR 2	LAP TIME	MPH	DIFF	TIME OF DAY
1 -	36.307	23.476	59.783	72.73	6.984	13:00:34.431
2 -	35.027	22.088	57.115	76.13	4.316	13:01:31.546
3 -	33.414	22.062	55.476	78.38	2.677	13:02:27.022
4 -	32.978	21.589	54.567	79.69	1.768	13:03:21.589

Weather / Track : Cloudy / Dry

Brands Hatch Indy  
Circuit Length = 1.2079 miles  
Start: 12:58 Flag 13:11 End: 13:12

# BMCRC - MRO Championships 2015 - Rnd 9 @ Brands Hatch Indy

Team Respro MRO 600 inc Clubman 600

## QUALIFYING - SECTOR ANALYSIS

SECTOR 1 = FL to I1, SECTOR 2 = I1 to FL, DIFF = Difference To Personal Best Lap

5 -	32.495	21.618	54.113	80.36	1.314	13:04:15.702
6 -	33.452	21.701	55.153	78.84	2.354	13:05:10.855
7 -	33.265	21.438	54.703	79.49	1.904	13:06:05.558
8 -	32.945	21.634	54.579	79.67	1.780	13:07:00.137
9 -	33.085	21.814	54.899	79.21	2.100	13:07:55.036
10 -	33.105	21.297	54.402	79.93	1.603	13:08:49.438
<b>11 -</b>	<b>31.725</b>	<b>21.074</b>	<b>52.799 (1)</b>	<b>82.36</b>		<b>13:09:42.237</b>
12 -	32.310	21.097	53.407 (2)	81.42	0.608	13:10:35.644
13 -	32.164	21.416	53.580 (3)	81.16	0.781	13:11:29.224

<b>P27 72 C Darren WARNER</b>			Yamaha -			
IDEAL LAP TIME : 53.390		BEST LAP TIME : 53.644		DIFFERENCE : 0.254		
LAP	SECTOR 1	SECTOR 2	LAP TIME	MPH	DIFF	TIME OF DAY
1 -	35.396	22.614	58.010	74.96	4.366	13:00:30.838
2 -	33.555	21.309	54.864	79.26	1.220	13:01:25.702
3 -	32.871	21.374	54.245	80.16	0.601	13:02:19.947
4 -	32.490	21.280	53.770 (2)	80.87	0.126	13:03:13.717
5 -	32.965	21.400	54.365	79.98	0.721	13:04:08.082
6 -	32.982	21.531	54.513	79.77	0.869	13:05:02.595
7 -	33.034	21.896	54.930	79.16	1.286	13:05:57.525
8 -	33.700	21.717	55.417	78.47	1.773	13:06:52.942
9 -	32.792	21.200	53.992	80.54	0.348	13:07:46.934
10 -	33.078	<b>20.988</b>	54.066	80.43	0.422	13:08:41.000
11 -	32.494	21.339	53.833 (3)	80.77	0.189	13:09:34.833
<b>12 -</b>	<b>32.402</b>	21.242	<b>53.644 (1)</b>	<b>81.06</b>		<b>13:10:28.477</b>

<b>P28 95 Simon MEADOWS</b>			Triumph - myself			
IDEAL LAP TIME : 53.724		BEST LAP TIME : 53.814		DIFFERENCE : 0.090		
LAP	SECTOR 1	SECTOR 2	LAP TIME	MPH	DIFF	TIME OF DAY
1 -	36.174	23.025	59.199	73.45	5.385	13:00:34.348
2 -	33.771	21.655	55.426	78.45	1.612	13:01:29.774
3 -	32.993	21.665	54.658	79.56	0.844	13:02:24.432
4 -	33.115	22.426	55.541	78.29	1.727	13:03:19.973
5 -	33.603	21.952	55.555	78.27	1.741	13:04:15.528
6 -	32.524	21.537	54.061	80.43	0.247	13:05:09.589
7 -	32.434	21.484	53.918 (3)	80.65	0.104	13:06:03.507
8 -	32.410	21.421	53.831 (2)	80.78	0.017	13:06:57.338
9 -	32.700	<b>21.410</b>	54.110	80.36	0.296	13:07:51.448
<b>10 -</b>	<b>32.314</b>	21.500	<b>53.814 (1)</b>	<b>80.80</b>		<b>13:08:45.262</b>
11 -	32.613	21.515	54.128	80.33	0.314	13:09:39.390
12 -	32.628	21.525	54.153	80.30	0.339	13:10:33.543
13 -	33.208	21.735	54.943	79.14	1.129	13:11:28.486

<b>P29 88 Austin WREN</b>			Triumph - Factory Finish			
IDEAL LAP TIME : 54.214		BEST LAP TIME : 54.214		DIFFERENCE : 0.000		
LAP	SECTOR 1	SECTOR 2	LAP TIME	MPH	DIFF	TIME OF DAY
1 -	35.673	22.951	58.624	74.17	4.410	13:00:30.167
2 -	35.107	23.338	58.445	74.40	4.231	13:01:28.612
3 -	33.831	21.891	55.722	78.04	1.508	13:02:24.334
4 -	32.981	22.476	55.457	78.41	1.243	13:03:19.791
5 -	33.465	22.157	55.622	78.18	1.408	13:04:15.413
6 -	33.460	21.822	55.282	78.66	1.068	13:05:10.695
7 -	32.868	21.742	54.610	79.63	0.396	13:06:05.305
8 -	32.986	21.721	54.707	79.48	0.493	13:07:00.012
9 -	32.827	22.049	54.876	79.24	0.662	13:07:54.888
10 -	32.741	21.738	54.479 (3)	79.82	0.265	13:08:49.367
11 -	32.776	21.632	54.408 (2)	79.92	0.194	13:09:43.775
<b>12 -</b>	<b>32.728</b>	<b>21.486</b>	<b>54.214 (1)</b>	<b>80.21</b>		<b>13:10:37.989</b>
13 -	32.740	21.809	54.549	79.71	0.335	13:11:32.538

Weather / Track : Cloudy / Dry

Brands Hatch Indy  
Circuit Length = 1.2079 miles  
Start: 12:58 Flag 13:11 End: 13:12

# BMCRC - MRO Championships 2015 - Rnd 9 @ Brands Hatch Indy

Team Respro MRO 600 inc Clubman 600

## QUALIFYING - SECTOR ANALYSIS

SECTOR 1 = FL to I1, SECTOR 2 = I1 to FL, DIFF = Difference To Personal Best Lap

P30 71		Daniel ANDERSON		Triumph -		
IDEAL LAP TIME : 57.077		BEST LAP TIME : 57.077		DIFFERENCE : 0.000		
LAP	SECTOR 1	SECTOR 2	LAP TIME	MPH	DIFF	TIME OF DAY
1 -	<b>34.746</b>	<b>22.331</b>	<b>57.077 (1)</b>	<b>76.18</b>		<b>13:00:28.541</b>

P31 11		Ross DUNSTAN		Kawasaki - PRB Racing		
IDEAL LAP TIME : 59.719		BEST LAP TIME : 1:00.008		DIFFERENCE : 0.289		
LAP	SECTOR 1	SECTOR 2	LAP TIME	MPH	DIFF	TIME OF DAY
1 -	37.580	24.242	1:01.822	70.34	1.814	13:00:39.482
2 -	37.810	24.047	1:01.857	70.30	1.849	13:01:41.339
3 -	36.735	24.176	1:00.911	71.39	0.903	13:02:42.250
<b>4 -</b>	<b>36.104</b>	<b>23.904</b>	<b>1:00.008 (1)</b>	<b>72.46</b>		<b>13:03:42.258</b>
5 -	<b>35.815</b>	24.512	1:00.327 (2)	72.08	0.319	13:04:42.585
6 -	35.942	24.899	1:00.841 (3)	71.47	0.833	13:05:43.426

# BMCRC - MRO Championships 2015 - Rnd 9 @ Brands Hatch Indy

Team Respro MRO 600 inc Clubman 600

## QUALIFYING - BEST SECTORS

SECTOR 1			SECTOR 2			IDEAL / BEST COMPARISON						
POS	NO	NAME	TIME	NO	NAME	TIME	POS	NO	NAME	IDEAL	BEST	DIFF
									<b>PERFECT LAP</b>	<b>48.770</b>		
1	32	PIPER	<b>29.310</b>	66	GOGGINS	<b>19.460</b>	1	66	GOGGINS	48.862	48.862	0.000
2	74	MORPHETT	<b>29.356</b>	14	BURRAGE	<b>19.568</b>	2	32	PIPER	49.053	49.094	0.041
3	66	GOGGINS	<b>29.402</b>	6	PETTIT	<b>19.686</b>	3	14	BURRAGE	49.137	49.137	0.000
4	173	DRAPER	<b>29.508</b>	173	DRAPER	<b>19.737</b>	4	173	DRAPER	49.245	49.247	0.002
5	5	DEAN	<b>29.546</b>	32	PIPER	<b>19.743</b>	5	74	MORPHETT	49.254	49.329	0.075
6	27	EYRE	<b>29.556</b>	5	DEAN	<b>19.805</b>	6	5	DEAN	49.351	49.504	0.153
7	14	BURRAGE	<b>29.569</b>	27	EYRE	<b>19.812</b>	7	27	EYRE	49.368	49.663	0.295
8	6	PETTIT	<b>29.765</b>	8	NEWSTEAD	<b>19.832</b>	8	6	PETTIT	49.451	49.565	0.114
9	8	NEWSTEAD	<b>29.927</b>	61	SAVAGE	<b>19.845</b>	9	8	NEWSTEAD	49.759	49.949	0.190
10	61	SAVAGE	<b>30.098</b>	74	MORPHETT	<b>19.898</b>	10	61	SAVAGE	49.943	50.086	0.143
11	49	McLURG	<b>30.114</b>	36	MUNCEY	<b>19.958</b>	11	39	SMITH	50.214	50.336	0.122
12	39	SMITH	<b>30.188</b>	39	SMITH	<b>20.026</b>	12	49	McLURG	50.255	50.430	0.175
13	87	SCHUG	<b>30.372</b>	194	CROSSMAN	<b>20.101</b>	13	36	MUNCEY	50.523	50.523	0.000
14	36	MUNCEY	<b>30.565</b>	49	McLURG	<b>20.141</b>	14	87	SCHUG	50.659	50.675	0.016
15	90	COTGROVE	<b>30.609</b>	79	WAKE	<b>20.166</b>	15	194	CROSSMAN	50.796	50.848	0.052
16	79	WAKE	<b>30.638</b>	87	SCHUG	<b>20.287</b>	16	79	WAKE	50.804	50.844	0.040
17	194	CROSSMAN	<b>30.695</b>	40	SHELVEY	<b>20.307</b>	17	90	COTGROVE	50.979	51.172	0.193
18	40	SHELVEY	<b>30.769</b>	77	TIBBLE	<b>20.354</b>	18	40	SHELVEY	51.076	51.095	0.019
19	77	TIBBLE	<b>30.888</b>	90	COTGROVE	<b>20.370</b>	19	77	TIBBLE	51.242	51.242	0.000
20	37	PARISH	<b>30.904</b>	55	GARNER	<b>20.430</b>	20	37	PARISH	51.363	51.474	0.111
21	55	GARNER	<b>31.069</b>	37	PARISH	<b>20.459</b>	21	55	GARNER	51.499	51.619	0.120
22	56	MILLS	<b>31.093</b>	120	COMBRINCK	<b>20.482</b>	22	56	MILLS	51.734	51.924	0.190
23	120	COMBRINCK	<b>31.474</b>	56	MILLS	<b>20.641</b>	23	120	COMBRINCK	51.956	51.956	0.000
24	147	CHASTON	<b>31.725</b>	7	DUCRAN	<b>20.801</b>	24	7	DUCRAN	52.527	52.766	0.239
25	7	DUCRAN	<b>31.726</b>	72	WARNER	<b>20.988</b>	25	147	CHASTON	52.799	52.799	0.000
26	95	MEADOWS	<b>32.314</b>	147	CHASTON	<b>21.074</b>	26	72	WARNER	53.390	53.644	0.254
27	72	WARNER	<b>32.402</b>	95	MEADOWS	<b>21.410</b>	27	95	MEADOWS	53.724	53.814	0.090
28	88	WREN	<b>32.728</b>	88	WREN	<b>21.486</b>	28	88	WREN	54.214	54.214	0.000
29	71	ANDERSON	<b>34.746</b>	71	ANDERSON	<b>22.331</b>	29	71	ANDERSON	57.077	57.077	0.000
30	11	DUNSTAN	<b>35.815</b>	11	DUNSTAN	<b>23.904</b>	30	11	DUNSTAN	59.719	1:00.008	0.289
31							31	159	HARVEY		52.124	

Weather / Track : Cloudy / Dry

Results can be found at [www.tsl-timing.com](http://www.tsl-timing.com)

Brands Hatch Indy  
Circuit Length = 1.2079 miles  
Start: 12:58 Flag 13:11 End: 13:12

Printed - 13:12 Saturday, 03 October 2015

# BMCRC - MRO Championships 2015 - Rnd 9 @ Brands Hatch Indy

## Team Respro MRO 600 inc Clubman 600

### RACE 7 - CLASSIFICATION

POS	NO	CL	PIC NAME	ENTRY	LAPS	TIME	GAP	DIFF	MPH	BEST	ON
1	14		1 Chris BURRAGE	Yamaha - Saracen Racing/Seton Tuning	14	11:34.491			87.66	48.927	9
2	66		2 Joe GOGGINS	Yamaha - Lexicon racing	14	11:37.386	2.895	2.895	87.29	48.986	8
3	74	C	1 Joe MORPHETT	Yamaha -	14	11:39.390	4.899	2.004	87.04	49.335	4
4	173	C	2 Stephen DRAPER	Yamaha -	14	11:39.427	4.936	0.037	87.04	49.136	12
5	32	C	3 Mark PIPER	Yamaha -	14	11:41.429	6.938	2.002	86.79	49.172	10
6	8	C	4 Grant NEWSTEAD	Yamaha - Tinklers Motorcycles	14	11:41.764	7.273	0.335	86.75	48.863	12
7	27	C	5 Rob EYRE	Triumph -	14	11:44.445	9.954	2.681	86.42	49.289	5
8	61	C	6 Olly SAVAGE	Kawasaki - Validus-IVC Ltd	14	11:47.226	12.735	2.781	86.08	49.293	8
9	5		3 Tom DEAN	Yamaha -	14	11:47.713	13.222	0.487	86.02	49.763	13
10	6	C	7 Dominic PETTIT	Yamaha - Camclad Contractors	14	11:52.755	18.264	5.042	85.41	49.862	8
11	36		4 Joe MUNCEY	Yamaha -	14	11:55.280	20.789	2.525	85.11	49.994	10
12	87	C	8 Simon SCHUG	Yamaha - Mak Fencing/Go Racing	14	11:56.747	22.256	1.467	84.93	50.346	6
13	39		5 Shane SMITH	Triumph - Ridemoto.com	14	11:57.748	23.257	1.001	84.82	50.279	6
14	79	C	9 David WAKE	Yamaha -	14	12:04.519	30.028	6.771	84.02	50.674	6
15	71		6 Daniel ANDERSON	Triumph -	14	12:06.703	32.212	2.184	83.77	50.081	14
16	77	C	10 Jamie TIBBLE	Honda - Barncroft Engineering	14	12:07.660	33.169	0.957	83.66	51.120	12
17	40		7 David SHELVEY	Suzuki -	14	12:10.095	35.604	2.435	83.38	50.986	10
18	120	C	11 David COMBRINCK	Kawasaki -	14	12:11.036	36.545	0.941	83.27	51.140	5
19	37	C	12 James PARISH	Suzuki - HPS Motorcycles, Licharz Engineering Plas	14	12:13.921	39.430	2.885	82.95	51.111	13
20	55	C	13 Paul GARNER	Yamaha - Area 51 Racing	14	12:14.881	40.390	0.960	82.84	51.296	9
21	194	C	14 Wayne CROSSMAN	Suzuki - Grayers Graphics	14	12:15.572	41.081	0.691	82.76	50.904	3
22	49	C	15 Ross McLURG	Kawasaki - E.D.I. Building	14	12:15.648	41.157	0.076	82.75	51.173	4
23	56	C	16 Michael MILLS	Yamaha - Area 51 Racing	14	12:19.081	44.590	3.433	82.37	51.685	13
24	159	C	17 Jack HARVEY	Yamaha -	14	12:20.764	46.273	1.683	82.18	51.606	13
25	147	C	18 Sean CHASTON	Yamaha - Hyside Motorcycles	14	12:21.003	46.512	0.239	82.15	51.709	13
26	7	C	19 Mitch DUCRAN	Yamaha -	13	11:35.019	1 Lap	1 Lap	81.33	52.433	11
27	88		8 Austin WREN	Triumph - Factory Finish	13	11:48.467	1 Lap	13.448	79.79	52.895	9
28	72	C	20 Darren WARNER	Yamaha -	13	11:57.142	1 Lap	8.675	78.82	53.893	9
29	95		9 Simon MEADOWS	Triumph - myself	13	11:57.255	1 Lap	0.113	78.81	53.822	13
30	11		10 Ross DUNSTAN	Kawasaki - PRB Racing	12	12:20.193	2 Laps	1 Lap	70.49	59.438	2

#### NOT CLASSIFIED

DNF	76	C	Hayden PLATTON	Yamaha - NR Racing	11	9:52.799	3 Laps	1 Lap	80.69	52.687	10
DNF	90	C	Benjamin COTGROVE	Triumph - NR Racing	3	2:36.108	11 Laps	8 Laps	83.56	49.382	2

#### FASTEST LAP

8	C	Grant NEWSTEAD	Yamaha - Tinklers Motorcycles	12	48.863	88.99 mph	143.22 kph
14		Chris BURRAGE	Yamaha - Saracen Racing/Seton Tuning	9	48.927	88.87 mph	143.03 kph

Class - 90% of Race Speed = 78.89 mph  
 Class C - 90% of Race Speed = 78.33 mph

Weather / Track : Cloudy / Dry

These results are provisional until the conclusion of any judicial and technical matters.

Brands Hatch Indy

Circuit Length = 1.2079 miles

Start: 16:30 Flag 16:41 End: 16:42

Clerk Of Course :	Timekeeper :
-------------------	--------------

Results can be found at [www.tsl-timing.com](http://www.tsl-timing.com)

Printed - 16:43 Saturday, 03 October 2015







# BMCRC - MRO Championships 2015 - Rnd 9 @ Brands Hatch Indy

## Team Respro MRO 600 inc Clubman 600

### RACE 7 - LAP CHART

36	16.201	49.994	72	1 Lap	54.436	5	13.222	50.111
87	16.928	50.818	95	1 Lap	54.189	88	1 Lap	54.245
39	17.539	50.618	6	14.379	50.799	6	18.264	51.207
79	21.704	51.050	36	18.188	50.594	36	20.789	50.493
77	25.463	51.176	87	19.043	50.497	87	22.256	51.054
40	27.203	50.986	39	20.009	50.622	72	1 Lap	54.017
71	27.382	50.949	11	2 Laps	1:02.319	95	1 Lap	53.822
120	27.764	51.423	79	25.146	51.132	39	23.257	50.798
55	29.184	51.452	77	29.068	51.120	79	30.028	51.274
194	29.975	51.703	71	29.197	50.481	71	32.212	50.081
37	30.165	51.637	40	31.094	51.164	77	33.169	51.134
49	30.385	52.007	120	31.839	51.407	40	35.604	51.503
56	34.168	51.958	55	34.509	51.746	120	36.545	51.530
159	36.113	52.104	37	34.745	51.732	37	39.430	51.777
147	36.330	52.214	194	35.617	52.417	55	40.390	52.133
7	39.280	52.813	49	35.702	52.354	194	41.081	51.915
76	42.605	52.687	56	39.055	51.860	49	41.157	51.587
88	49.012	53.640	159	40.884	51.847	56	44.590	52.053
			147	41.060	51.817	11	2 Laps	1:02.150
			7	46.065	53.156	159	46.273	51.986
						147	46.512	51.946

#### LAP 11 @ 16:39:14.980

NO	BEHIND	LAP TIME
----	--------	----------

14		49.409
66	1.761	49.564
74	4.125	49.916
173	4.701	49.813
32	5.869	50.765
8	7.053	49.891
72	1 Lap	54.784
11	2 Laps	1:01.928
27	7.738	50.061
95	1 Lap	54.566
61	9.080	49.595
5	9.572	50.208
6	12.975	50.314
36	16.989	50.197
87	17.941	50.422
39	18.782	50.652
79	23.409	51.114
77	27.343	51.289
71	28.111	50.138
40	29.325	51.531
120	29.827	51.472
55	32.158	52.383
37	32.408	51.652
194	32.595	52.029
49	32.743	51.767
56	36.590	51.831
159	38.432	51.728
147	38.638	51.717
7	42.304	52.433
76	45.906	52.710

#### LAP 12 @ 16:40:04.375

NO	BEHIND	LAP TIME
----	--------	----------

14		49.395
66	1.898	49.532
74	4.143	49.413
88	1 Lap	54.110
173	4.442	49.136
32	5.779	49.305
8	6.521	48.863
27	8.233	49.890
61	11.116	51.431
5	11.551	51.374

#### LAP 13 @ 16:40:53.502

NO	BEHIND	LAP TIME
----	--------	----------

14		49.127
66	2.429	49.658
74	4.459	49.443
173	4.661	49.346
32	6.464	49.812
8	7.173	49.779
88	1 Lap	53.616
27	8.870	49.764
61	11.818	49.829
5	12.187	49.763
6	16.133	50.881
72	1 Lap	54.573
95	1 Lap	54.493
36	19.372	50.311
87	20.278	50.362
39	21.535	50.653
79	27.830	51.811
77	31.111	51.170
71	31.207	51.137
11	2 Laps	1:01.404
40	33.177	51.210
120	34.091	51.379
37	36.729	51.111
55	37.333	51.951
194	38.242	51.752
49	38.646	52.071
56	41.613	51.685
159	43.363	51.606
147	43.642	51.709

#### LAP 14 @ 16:41:42.578

NO	BEHIND	LAP TIME
----	--------	----------

14		49.076
7	1 Lap	52.666
66	2.895	49.542
74	4.899	49.516
173	4.936	49.351
32	6.938	49.550
8	7.273	49.176
27	9.954	50.160
61	12.735	49.993

Weather / Track : Cloudy / Dry

# BMCRC - MRO Championships 2015 - Rnd 9 @ Brands Hatch Indy

Team Respro MRO 600 inc Clubman 600

## RACE 7 - SECTOR ANALYSIS

SECTOR 1 = FL to I1, SECTOR 2 = I1 to FL, DIFF = Difference To Personal Best Lap

<b>P1 14</b>		<b>Chris BURRAGE</b>		Yamaha - Saracen Racing/Seton Tuning		
IDEAL LAP TIME : 48.892		BEST LAP TIME : 48.927		DIFFERENCE : 0.035		
LAP	SECTOR 1	SECTOR 2	LAP TIME	MPH	DIFF	TIME OF DAY
1 -		19.892	54.589	79.66	5.662	16:31:02.676
2 -	29.756	19.664	49.420	87.99	0.493	16:31:52.096
3 -	29.421	19.657	49.078	88.60	0.151	16:32:41.174
4 -	29.465	<b>19.591</b>	49.056 (2)	88.64	0.129	16:33:30.230
5 -	29.492	19.709	49.201	88.38	0.274	16:34:19.431
6 -	29.664	19.734	49.398	88.03	0.471	16:35:08.829
7 -	29.625	19.730	49.355	88.10	0.428	16:35:58.184
8 -	29.381	19.676	49.057 (3)	88.64	0.130	16:36:47.241
9 -	29.321	19.606	<b>48.927 (1)</b>	<b>88.87</b>		<b>16:37:36.168</b>
10 -	29.708	19.695	49.403	88.02	0.476	16:38:25.571
11 -	29.749	19.660	49.409	88.01	0.482	16:39:14.980
12 -	29.714	19.681	49.395	88.03	0.468	16:40:04.375
13 -	29.481	19.646	49.127	88.51	0.200	16:40:53.502
14 -	<b>29.301</b>	19.775	49.076	88.60	0.149	16:41:42.578

<b>P2 66</b>		<b>Joe GOGGINS</b>		Yamaha - Lexicon racing		
IDEAL LAP TIME : 48.986		BEST LAP TIME : 48.986		DIFFERENCE : 0.000		
LAP	SECTOR 1	SECTOR 2	LAP TIME	MPH	DIFF	TIME OF DAY
1 -		19.751	54.293	80.09	5.307	16:31:02.380
2 -	29.905	19.750	49.655	87.57	0.669	16:31:52.035
3 -	29.843	19.609	49.452	87.93	0.466	16:32:41.487
4 -	29.742	19.561	49.303	88.20	0.317	16:33:30.790
5 -	29.557	19.770	49.327	88.15	0.341	16:34:20.117
6 -	29.644	19.905	49.549	87.76	0.563	16:35:09.666
7 -	29.632	19.655	49.287 (3)	88.23	0.301	16:35:58.953
8 -	<b>29.503</b>	<b>19.483</b>	<b>48.986 (1)</b>	<b>88.77</b>		<b>16:36:47.939</b>
9 -	29.566	19.535	49.101 (2)	88.56	0.115	16:37:37.040
10 -	29.753	20.384	50.137	86.73	1.151	16:38:27.177
11 -	29.823	19.741	49.564	87.73	0.578	16:39:16.741
12 -	29.864	19.668	49.532	87.79	0.546	16:40:06.273
13 -	29.789	19.869	49.658	87.57	0.672	16:40:55.931
14 -	29.770	19.772	49.542	87.77	0.556	16:41:45.473

<b>P3 74 C</b>		<b>Joe MORPHETT</b>		Yamaha -		
IDEAL LAP TIME : 49.148		BEST LAP TIME : 49.335		DIFFERENCE : 0.187		
LAP	SECTOR 1	SECTOR 2	LAP TIME	MPH	DIFF	TIME OF DAY
1 -		19.982	55.041	79.00	5.706	16:31:03.128
2 -	30.275	19.920	50.195	86.63	0.860	16:31:53.323
3 -	29.739	19.796	49.535	87.78	0.200	16:32:42.858
4 -	29.713	<b>19.622</b>	<b>49.335 (1)</b>	<b>88.14</b>		<b>16:33:32.193</b>
5 -	29.834	19.687	49.521	87.81	0.186	16:34:21.714
6 -	<b>29.526</b>	19.823	49.349 (2)	88.11	0.014	16:35:11.063
7 -	29.838	19.994	49.832	87.26	0.497	16:36:00.895
8 -	29.701	19.794	49.495	87.85	0.160	16:36:50.390
9 -	29.683	19.750	49.433	87.96	0.098	16:37:39.823
10 -	29.584	19.782	49.366 (3)	88.08	0.031	16:38:29.189
11 -	29.919	19.997	49.916	87.11	0.581	16:39:19.105
12 -	29.606	19.807	49.413	88.00	0.078	16:40:08.518
13 -	29.728	19.715	49.443	87.95	0.108	16:40:57.961
14 -	29.761	19.755	49.516	87.82	0.181	16:41:47.477

<b>P4 173 C</b>		<b>Stephen DRAPER</b>		Yamaha -		
IDEAL LAP TIME : 49.111		BEST LAP TIME : 49.136		DIFFERENCE : 0.025		
LAP	SECTOR 1	SECTOR 2	LAP TIME	MPH	DIFF	TIME OF DAY
1 -		20.092	55.254	78.70	6.118	16:31:03.341
2 -	30.182	19.892	50.074	86.84	0.938	16:31:53.415
3 -	30.087	19.762	49.849	87.23	0.713	16:32:43.264

Weather / Track : Cloudy / Dry

Brands Hatch Indy  
Circuit Length = 1.2079 miles  
Start: 16:30 Flag 16:41 End: 16:42

# BMCRC - MRO Championships 2015 - Rnd 9 @ Brands Hatch Indy

Team Respro MRO 600 inc Clubman 600

## RACE 7 - SECTOR ANALYSIS

SECTOR 1 = FL to I1, SECTOR 2 = I1 to FL, DIFF = Difference To Personal Best Lap

4 -	29.819	19.869	49.688	87.51	0.552	16:33:32.952
5 -	29.853	19.782	49.635	87.61	0.499	16:34:22.587
6 -	29.850	19.879	49.729	87.44	0.593	16:35:12.316
7 -	29.800	19.770	49.570	87.72	0.434	16:36:01.886
8 -	29.647	19.711	49.358	88.10	0.222	16:36:51.244
9 -	29.766	19.610	49.376	88.07	0.240	16:37:40.620
10 -	<b>29.548</b>	19.700	49.248 (2)	88.30	0.112	16:38:29.868
11 -	29.882	19.931	49.813	87.29	0.677	16:39:19.681
12 -	29.573	<b>19.563</b>	<b>49.136 (1)</b>	<b>88.50</b>		<b>16:40:08.817</b>
13 -	29.578	19.768	49.346 (3)	88.12	0.210	16:40:58.163
14 -	29.657	19.694	49.351	88.11	0.215	16:41:47.514

P5 32 C Mark PIPER			Yamaha -			
IDEAL LAP TIME : 49.093		BEST LAP TIME : 49.172		DIFFERENCE : 0.079		
LAP	SECTOR 1	SECTOR 2	LAP TIME	MPH	DIFF	TIME OF DAY

1 -		20.093	55.994	77.66	6.822	16:31:04.081
2 -	29.679	19.860	49.539	87.78	0.367	16:31:53.620
3 -	30.082	19.670	49.752	87.40	0.580	16:32:43.372
4 -	30.023	19.831	49.854	87.22	0.682	16:33:33.226
5 -	29.771	19.759	49.530	87.79	0.358	16:34:22.756
6 -	30.063	19.802	49.865	87.20	0.693	16:35:12.621
7 -	29.754	19.772	49.526	87.80	0.354	16:36:02.147
8 -	29.695	<b>19.617</b>	49.312 (3)	88.18	0.140	16:36:51.459
9 -	29.752	19.701	49.453	87.93	0.281	16:37:40.912
10 -	29.497	19.675	<b>49.172 (1)</b>	<b>88.43</b>		<b>16:38:30.084</b>
11 -	30.435	20.330	50.765	85.66	1.593	16:39:20.849
12 -	<b>29.476</b>	19.829	49.305 (2)	88.19	0.133	16:40:10.154
13 -	29.879	19.933	49.812	87.30	0.640	16:40:59.966
14 -	29.730	19.820	49.550	87.76	0.378	16:41:49.516

P6 8 C Grant NEWSTEAD			Yamaha - Tinklers Motorcycles			
IDEAL LAP TIME : 48.863		BEST LAP TIME : 48.863		DIFFERENCE : 0.000		
LAP	SECTOR 1	SECTOR 2	LAP TIME	MPH	DIFF	TIME OF DAY

1 -		20.130	56.431	77.05	7.568	16:31:04.518
2 -	29.968	19.744	49.712	87.47	0.849	16:31:54.230
3 -	30.142	19.735	49.877	87.18	1.014	16:32:44.107
4 -	29.805	19.576	49.381	88.06	0.518	16:33:33.488
5 -	29.759	19.639	49.398	88.03	0.535	16:34:22.886
6 -	30.211	19.713	49.924	87.10	1.061	16:35:12.810
7 -	30.627	20.119	50.746	85.69	1.883	16:36:03.556
8 -	29.797	19.849	49.646	87.59	0.783	16:36:53.202
9 -	29.623	19.714	49.337 (3)	88.14	0.474	16:37:42.539
10 -	29.922	19.681	49.603	87.66	0.740	16:38:32.142
11 -	29.687	20.204	49.891	87.16	1.028	16:39:22.033
12 -	<b>29.290</b>	<b>19.573</b>	<b>48.863 (1)</b>	<b>88.99</b>		<b>16:40:10.896</b>
13 -	29.896	19.883	49.779	87.35	0.916	16:41:00.675
14 -	29.488	19.688	49.176 (2)	88.42	0.313	16:41:49.851

P7 27 C Rob EYRE			Triumph -			
IDEAL LAP TIME : 49.266		BEST LAP TIME : 49.289		DIFFERENCE : 0.023		
LAP	SECTOR 1	SECTOR 2	LAP TIME	MPH	DIFF	TIME OF DAY

1 -		20.178	56.908	76.41	7.619	16:31:04.995
2 -	30.104	19.749	49.853	87.22	0.564	16:31:54.848
3 -	29.971	20.071	50.042	86.89	0.753	16:32:44.890
4 -	29.644	19.722	49.366 (2)	88.08	0.077	16:33:34.256
5 -	<b>29.553</b>	19.736	<b>49.289 (1)</b>	<b>88.22</b>		<b>16:34:23.545</b>
6 -	29.720	19.860	49.580	87.70	0.291	16:35:13.125
7 -	30.315	19.927	50.242	86.55	0.953	16:36:03.367
8 -	29.687	<b>19.713</b>	49.400 (3)	88.02	0.111	16:36:52.767
9 -	29.672	19.879	49.551	87.76	0.262	16:37:42.318
10 -	30.424	19.915	50.339	86.38	1.050	16:38:32.657
11 -	29.826	20.235	50.061	86.86	0.772	16:39:22.718

Weather / Track : Cloudy / Dry

Brands Hatch Indy  
Circuit Length = 1.2079 miles  
Start: 16:30 Flag 16:41 End: 16:42

# BMCRC - MRO Championships 2015 - Rnd 9 @ Brands Hatch Indy

## Team Respro MRO 600 inc Clubman 600

### RACE 7 - SECTOR ANALYSIS

SECTOR 1 = FL to I1, SECTOR 2 = I1 to FL, DIFF = Difference To Personal Best Lap

12 -	30.026	19.864	49.890	87.16	0.601	16:40:12.608
13 -	29.854	19.910	49.764	87.38	0.475	16:41:02.372
14 -	29.946	20.214	50.160	86.69	0.871	16:41:52.532

P8 61 C Oily SAVAGE		Kawasaki - Validus-IVC Ltd				
IDEAL LAP TIME : 49.229		BEST LAP TIME : 49.293		DIFFERENCE : 0.064		
LAP	SECTOR 1	SECTOR 2	LAP TIME	MPH	DIFF	TIME OF DAY
1 -		20.098	57.120	76.13	7.827	16:31:05.207
2 -	30.928	19.849	50.777	85.64	1.484	16:31:55.984
3 -	30.396	19.781	50.177	86.66	0.884	16:32:46.161
4 -	30.251	19.757	50.008	86.95	0.715	16:33:36.169
5 -	30.380	19.637	50.017	86.94	0.724	16:34:26.186
6 -	29.944	19.694	49.638	87.60	0.345	16:35:15.824
7 -	30.865	19.607	50.472	86.15	1.179	16:36:06.296
<b>8 -</b>	<b>29.649</b>	19.644	<b>49.293 (1)</b>	<b>88.21</b>		<b>16:36:55.589</b>
9 -	29.919	<b>19.580</b>	49.499 (3)	87.85	0.206	16:37:45.088
10 -	29.673	19.704	49.377 (2)	88.06	0.084	16:38:34.465
11 -	29.923	19.672	49.595	87.68	0.302	16:39:24.060
12 -	31.012	20.419	51.431	84.55	2.138	16:40:15.491
13 -	30.038	19.791	49.829	87.27	0.536	16:41:05.320
14 -	30.117	19.876	49.993	86.98	0.700	16:41:55.313

P9 5 Tom DEAN		Yamaha -				
IDEAL LAP TIME : 49.661		BEST LAP TIME : 49.763		DIFFERENCE : 0.102		
LAP	SECTOR 1	SECTOR 2	LAP TIME	MPH	DIFF	TIME OF DAY
1 -		20.076	55.873	77.82	6.110	16:31:03.960
2 -	30.311	19.870	50.181	86.65	0.418	16:31:54.141
3 -	30.492	20.042	50.534	86.05	0.771	16:32:44.675
4 -	30.238	19.997	50.235	86.56	0.472	16:33:34.910
5 -	29.985	19.868	49.853 (2)	87.22	0.090	16:34:24.763
6 -	<b>29.865</b>	20.038	49.903	87.14	0.140	16:35:14.666
7 -	30.097	19.836	49.933	87.08	0.170	16:36:04.599
8 -	30.007	19.924	49.931	87.09	0.168	16:36:54.530
9 -	29.961	19.892	49.853 (2)	87.22	0.090	16:37:44.383
10 -	29.997	19.964	49.961	87.03	0.198	16:38:34.344
11 -	30.214	19.994	50.208	86.61	0.445	16:39:24.552
12 -	30.943	20.431	51.374	84.64	1.611	16:40:15.926
<b>13 -</b>	29.967	<b>19.796</b>	<b>49.763 (1)</b>	<b>87.38</b>		<b>16:41:05.689</b>
14 -	29.940	20.171	50.111	86.77	0.348	16:41:55.800

P10 6 C Dominic PETTIT		Yamaha - Camclad Contractors				
IDEAL LAP TIME : 49.665		BEST LAP TIME : 49.862		DIFFERENCE : 0.197		
LAP	SECTOR 1	SECTOR 2	LAP TIME	MPH	DIFF	TIME OF DAY
1 -		20.544	57.986	74.99	8.124	16:31:06.073
2 -	30.745	20.201	50.946	85.35	1.084	16:31:57.019
3 -	30.072	20.014	50.086	86.82	0.224	16:32:47.105
4 -	30.159	20.083	50.242	86.55	0.380	16:33:37.347
5 -	30.157	19.855	50.012 (3)	86.95	0.150	16:34:27.359
6 -	29.998	19.908	49.906 (2)	87.13	0.044	16:35:17.265
7 -	30.477	<b>19.669</b>	50.146	86.71	0.284	16:36:07.411
<b>8 -</b>	<b>29.996</b>	19.866	<b>49.862 (1)</b>	<b>87.21</b>		<b>16:36:57.273</b>
9 -	30.199	19.918	50.117	86.76	0.255	16:37:47.390
10 -	30.366	19.885	50.251	86.53	0.389	16:38:37.641
11 -	30.197	20.117	50.314	86.42	0.452	16:39:27.955
12 -	30.677	20.122	50.799	85.60	0.937	16:40:18.754
13 -	30.718	20.163	50.881	85.46	1.019	16:41:09.635
14 -	30.803	20.404	51.207	84.92	1.345	16:42:00.842

Weather / Track : Cloudy / Dry

Brands Hatch Indy  
Circuit Length = 1.2079 miles  
Start: 16:30 Flag 16:41 End: 16:42

# BMCRC - MRO Championships 2015 - Rnd 9 @ Brands Hatch Indy

Team Respro MRO 600 inc Clubman 600

## RACE 7 - SECTOR ANALYSIS

SECTOR 1 = FL to I1, SECTOR 2 = I1 to FL, DIFF = Difference To Personal Best Lap

P11 36		Joe MUNCEY		Yamaha -		
IDEAL LAP TIME : 49.976		BEST LAP TIME : 49.994		DIFFERENCE : 0.018		
LAP	SECTOR 1	SECTOR 2	LAP TIME	MPH	DIFF	TIME OF DAY
1 -		20.494	59.168	73.49	9.174	16:31:07.255
2 -	30.754	20.125	50.879	85.46	0.885	16:31:58.134
3 -	30.595	20.141	50.736	85.71	0.742	16:32:48.870
4 -	30.214	20.131	50.345	86.37	0.351	16:33:39.215
5 -	30.347	19.995	50.342	86.38	0.348	16:34:29.557
6 -	30.449	20.079	50.528	86.06	0.534	16:35:20.085
7 -	30.657	20.170	50.827	85.55	0.833	16:36:10.912
8 -	30.591	20.048	50.639	85.87	0.645	16:37:01.551
9 -	30.283	19.944	50.227 (3)	86.57	0.233	16:37:51.778
10 -	<b>30.041</b>	19.953	<b>49.994 (1)</b>	<b>86.98</b>		<b>16:38:41.772</b>
11 -	30.262	<b>19.935</b>	50.197 (2)	86.63	0.203	16:39:31.969
12 -	30.470	20.124	50.594	85.95	0.600	16:40:22.563
13 -	30.302	20.009	50.311	86.43	0.317	16:41:12.874
14 -	30.540	19.953	50.493	86.12	0.499	16:42:03.367

P12 87 C		Simon SCHUG		Yamaha - Mak Fencing/Go Racing		
IDEAL LAP TIME : 50.274		BEST LAP TIME : 50.346		DIFFERENCE : 0.072		
LAP	SECTOR 1	SECTOR 2	LAP TIME	MPH	DIFF	TIME OF DAY
1 -		20.438	57.799	75.23	7.453	16:31:05.886
2 -	31.201	20.334	51.535	84.38	1.189	16:31:57.421
3 -	30.511	20.174	50.685	85.79	0.339	16:32:48.106
4 -	30.366	20.265	50.631	85.88	0.285	16:33:38.737
5 -	30.516	20.185	50.701	85.76	0.355	16:34:29.438
6 -	30.182	20.164	<b>50.346 (1)</b>	<b>86.37</b>		<b>16:35:19.784</b>
7 -	30.448	20.336	50.784	85.62	0.438	16:36:10.568
8 -	30.387	20.236	50.623	85.90	0.277	16:37:01.191
9 -	30.299	20.191	50.490	86.12	0.144	16:37:51.681
10 -	30.699	20.119	50.818	85.57	0.472	16:38:42.499
11 -	30.326	<b>20.096</b>	50.422 (3)	86.24	0.076	16:39:32.921
12 -	30.278	20.219	50.497	86.11	0.151	16:40:23.418
13 -	<b>30.178</b>	20.184	50.362 (2)	86.34	0.016	16:41:13.780
14 -	30.433	20.621	51.054	85.17	0.708	16:42:04.834

P13 39		Shane SMITH		Triumph - Ridemoto.com		
IDEAL LAP TIME : 50.279		BEST LAP TIME : 50.279		DIFFERENCE : 0.000		
LAP	SECTOR 1	SECTOR 2	LAP TIME	MPH	DIFF	TIME OF DAY
1 -		20.512	58.129	74.80	7.850	16:31:06.216
2 -	31.073	20.104	51.177	84.97	0.898	16:31:57.393
3 -	30.821	20.200	51.021	85.23	0.742	16:32:48.414
4 -	30.484	20.253	50.737	85.70	0.458	16:33:39.151
5 -	30.812	19.958	50.770	85.65	0.491	16:34:29.921
6 -	<b>30.332</b>	<b>19.947</b>	<b>50.279 (1)</b>	<b>86.48</b>		<b>16:35:20.200</b>
7 -	30.912	20.232	51.144	85.02	0.865	16:36:11.344
8 -	30.576	20.186	50.762	85.66	0.483	16:37:02.106
9 -	30.372	20.014	50.386 (2)	86.30	0.107	16:37:52.492
10 -	30.512	20.106	50.618 (3)	85.91	0.339	16:38:43.110
11 -	30.477	20.175	50.652	85.85	0.373	16:39:33.762
12 -	30.451	20.171	50.622	85.90	0.343	16:40:24.384
13 -	30.524	20.129	50.653	85.85	0.374	16:41:15.037
14 -	30.587	20.211	50.798	85.60	0.519	16:42:05.835

P14 79 C		David WAKE		Yamaha -		
IDEAL LAP TIME : 50.674		BEST LAP TIME : 50.674		DIFFERENCE : 0.000		
LAP	SECTOR 1	SECTOR 2	LAP TIME	MPH	DIFF	TIME OF DAY
1 -		20.565	58.776	73.98	8.102	16:31:06.863
2 -	31.458	20.314	51.772	83.99	1.098	16:31:58.635
3 -	30.500	20.688	51.188	84.95	0.514	16:32:49.823

Weather / Track : Cloudy / Dry

Brands Hatch Indy  
Circuit Length = 1.2079 miles  
Start: 16:30 Flag 16:41 End: 16:42

# BMCRC - MRO Championships 2015 - Rnd 9 @ Brands Hatch Indy

Team Respro MRO 600 inc Clubman 600

## RACE 7 - SECTOR ANALYSIS

SECTOR 1 = FL to I1, SECTOR 2 = I1 to FL, DIFF = Difference To Personal Best Lap

4 -	30.775	20.376	51.151	85.01	0.477	16:33:40.974
5 -	30.492	20.333	50.825 (2)	85.56	0.151	16:34:31.799
<b>6 -</b>	<b>30.476</b>	<b>20.198</b>	<b>50.674 (1)</b>	<b>85.81</b>		<b>16:35:22.473</b>
7 -	31.316	20.376	51.692	84.12	1.018	16:36:14.165
8 -	30.534	20.331	50.865 (3)	85.49	0.191	16:37:05.030
9 -	30.752	20.443	51.195	84.94	0.521	16:37:56.225
10 -	30.702	20.348	51.050	85.18	0.376	16:38:47.275
11 -	30.803	20.311	51.114	85.07	0.440	16:39:38.389
12 -	30.614	20.518	51.132	85.04	0.458	16:40:29.521
13 -	31.373	20.438	51.811	83.93	1.137	16:41:21.332
14 -	30.865	20.409	51.274	84.81	0.600	16:42:12.606

P15 71 Daniel ANDERSON		Triumph -				
IDEAL LAP TIME : 49.950		BEST LAP TIME : 50.081				
		DIFFERENCE : 0.131				
LAP	SECTOR 1	SECTOR 2	LAP TIME	MPH	DIFF	TIME OF DAY
1 -		20.593	1:00.240	72.18	10.159	16:31:08.327
2 -	32.194	20.650	52.844	82.29	2.763	16:32:01.171
3 -	31.318	20.189	51.507	84.42	1.426	16:32:52.678
4 -	31.312	20.266	51.578	84.31	1.497	16:33:44.256
5 -	31.409	20.163	51.572	84.32	1.491	16:34:35.828
6 -	31.055	19.979	51.034	85.20	0.953	16:35:26.862
7 -	32.135	20.665	52.800	82.35	2.719	16:36:19.662
8 -	31.241	19.848	51.089	85.11	1.008	16:37:10.751
9 -	31.382	19.871	51.253	84.84	1.172	16:38:02.004
10 -	30.988	19.961	50.949	85.35	0.868	16:38:52.953
11 -	30.354	<b>19.784</b>	50.138 (2)	86.73	0.057	16:39:43.091
12 -	30.625	19.856	50.481 (3)	86.14	0.400	16:40:33.572
13 -	30.818	20.319	51.137	85.03	1.056	16:41:24.709
<b>14 -</b>	<b>30.166</b>	19.915	<b>50.081 (1)</b>	<b>86.83</b>		<b>16:42:14.790</b>

P16 77 C Jamie TIBBLE		Honda - Barncroft Engineering				
IDEAL LAP TIME : 50.876		BEST LAP TIME : 51.120				
		DIFFERENCE : 0.244				
LAP	SECTOR 1	SECTOR 2	LAP TIME	MPH	DIFF	TIME OF DAY
1 -		20.833	59.371	73.24	8.251	16:31:07.458
2 -	31.219	20.402	51.621	84.24	0.501	16:31:59.079
3 -	31.054	20.286	51.340	84.70	0.220	16:32:50.419
4 -	30.990	20.652	51.642	84.20	0.522	16:33:42.061
5 -	31.330	20.602	51.932	83.73	0.812	16:34:33.993
6 -	30.899	20.478	51.377	84.64	0.257	16:35:25.370
7 -	30.855	20.781	51.636	84.21	0.516	16:36:17.006
8 -	30.871	20.483	51.354	84.67	0.234	16:37:08.360
9 -	30.969	20.529	51.498	84.44	0.378	16:37:59.858
10 -	30.789	20.387	51.176	84.97	0.056	16:38:51.034
11 -	30.767	20.522	51.289	84.78	0.169	16:39:42.323
12 -	30.764	20.356	<b>51.120 (1)</b>	<b>85.06</b>		<b>16:40:33.443</b>
13 -	<b>30.593</b>	20.577	51.170 (3)	84.98	0.050	16:41:24.613
14 -	30.851	<b>20.283</b>	51.134 (2)	85.04	0.014	16:42:15.747

P17 40 David SHELVEY		Suzuki -				
IDEAL LAP TIME : 50.908		BEST LAP TIME : 50.986				
		DIFFERENCE : 0.078				
LAP	SECTOR 1	SECTOR 2	LAP TIME	MPH	DIFF	TIME OF DAY
1 -		21.482	1:00.065	72.39	9.079	16:31:08.152
2 -	32.149	20.768	52.917	82.17	1.931	16:32:01.069
3 -	31.129	20.345	51.474	84.48	0.488	16:32:52.543
4 -	31.027	20.627	51.654	84.18	0.668	16:33:44.197
5 -	31.035	<b>20.223</b>	51.258	84.83	0.272	16:34:35.455
6 -	30.944	20.394	51.338	84.70	0.352	16:35:26.793
7 -	31.661	20.535	52.196	83.31	1.210	16:36:18.989
8 -	31.099	20.417	51.516	84.41	0.530	16:37:10.505
9 -	30.950	20.333	51.283	84.79	0.297	16:38:01.788
<b>10 -</b>	30.700	20.286	<b>50.986 (1)</b>	<b>85.29</b>		<b>16:38:52.774</b>
11 -	31.065	20.466	51.531	84.38	0.545	16:39:44.305

Weather / Track : Cloudy / Dry

Brands Hatch Indy  
Circuit Length = 1.2079 miles  
Start: 16:30 Flag 16:41 End: 16:42

# BMCRC - MRO Championships 2015 - Rnd 9 @ Brands Hatch Indy

Team Respro MRO 600 inc Clubman 600

## RACE 7 - SECTOR ANALYSIS

SECTOR 1 = FL to I1, SECTOR 2 = I1 to FL, DIFF = Difference To Personal Best Lap

12 -	30.845	20.319	51.164 (2)	84.99	0.178	16:40:35.469
13 -	<b>30.685</b>	20.525	51.210 (3)	84.91	0.224	16:41:26.679
14 -	30.910	20.593	51.503	84.43	0.517	16:42:18.182

P18 120 C David COMBRINCK			Kawasaki -			
IDEAL LAP TIME : 51.096		BEST LAP TIME : 51.140		DIFFERENCE : 0.044		
LAP	SECTOR 1	SECTOR 2	LAP TIME	MPH	DIFF	TIME OF DAY
1 -		21.192	1:00.134	72.31	8.994	16:31:08.221
2 -	31.553	20.357	51.910	83.77	0.770	16:32:00.131
3 -	31.230	20.505	51.735	84.05	0.595	16:32:51.866
4 -	31.296	20.388	51.684	84.13	0.544	16:33:43.550
5 -	<b>30.966</b>	20.174	<b>51.140 (1)</b>	<b>85.03</b>		<b>16:34:34.690</b>
6 -	31.551	20.272	51.823	83.91	0.683	16:35:26.513
7 -	31.520	20.499	52.019	83.59	0.879	16:36:18.532
8 -	31.266	20.380	51.646	84.20	0.506	16:37:10.178
9 -	31.491	20.243	51.734	84.05	0.594	16:38:01.912
10 -	31.293	<b>20.130</b>	51.423	84.56	0.283	16:38:53.335
11 -	31.128	20.344	51.472	84.48	0.332	16:39:44.807
12 -	31.232	20.175	51.407 (3)	84.59	0.267	16:40:36.214
13 -	31.192	20.187	51.379 (2)	84.63	0.239	16:41:27.593
14 -	31.221	20.309	51.530	84.38	0.390	16:42:19.123

P19 37 C James PARISH			Suzuki - HPS Motorcycles, Licharz Engineering Plastics, Leonar			
IDEAL LAP TIME : 50.899		BEST LAP TIME : 51.111		DIFFERENCE : 0.212		
LAP	SECTOR 1	SECTOR 2	LAP TIME	MPH	DIFF	TIME OF DAY
1 -		21.233	1:00.907	71.39	9.796	16:31:08.994
2 -	32.339	20.656	52.995	82.05	1.884	16:32:01.989
3 -	31.665	20.433	52.098	83.46	0.987	16:32:54.087
4 -	31.111	<b>20.210</b>	51.321 (2)	84.73	0.210	16:33:45.408
5 -	31.162	20.256	51.418 (3)	84.57	0.307	16:34:36.826
6 -	31.084	20.386	51.470	84.48	0.359	16:35:28.296
7 -	31.058	20.762	51.820	83.91	0.709	16:36:20.116
8 -	32.069	20.223	52.292	83.16	1.181	16:37:12.408
9 -	31.309	20.382	51.691	84.12	0.580	16:38:04.099
10 -	31.267	20.370	51.637	84.21	0.526	16:38:55.736
11 -	30.992	20.660	51.652	84.19	0.541	16:39:47.388
12 -	31.195	20.537	51.732	84.06	0.621	16:40:39.120
13 -	<b>30.689</b>	20.422	<b>51.111 (1)</b>	<b>85.08</b>		<b>16:41:30.231</b>
14 -	31.331	20.446	51.777	83.98	0.666	16:42:22.008

P20 55 C Paul GARNER			Yamaha - Area 51 Racing			
IDEAL LAP TIME : 51.149		BEST LAP TIME : 51.296		DIFFERENCE : 0.147		
LAP	SECTOR 1	SECTOR 2	LAP TIME	MPH	DIFF	TIME OF DAY
1 -		21.252	1:00.455	71.93	9.159	16:31:08.542
2 -	32.419	20.605	53.024	82.01	1.728	16:32:01.566
3 -	31.328	20.270	51.598	84.27	0.302	16:32:53.164
4 -	31.027	20.319	51.346 (2)	84.69	0.050	16:33:44.510
5 -	31.005	20.423	51.428 (3)	84.55	0.132	16:34:35.938
6 -	31.190	<b>20.255</b>	51.445	84.52	0.149	16:35:27.383
7 -	31.375	20.872	52.247	83.23	0.951	16:36:19.630
8 -	31.985	20.392	52.377	83.02	1.081	16:37:12.007
9 -	<b>30.894</b>	20.402	<b>51.296 (1)</b>	<b>84.77</b>		<b>16:38:03.303</b>
10 -	30.902	20.550	51.452	84.51	0.156	16:38:54.755
11 -	31.642	20.741	52.383	83.01	1.087	16:39:47.138
12 -	31.187	20.559	51.746	84.03	0.450	16:40:38.884
13 -	31.391	20.560	51.951	83.70	0.655	16:41:30.835
14 -	31.696	20.437	52.133	83.41	0.837	16:42:22.968

Weather / Track : Cloudy / Dry

Brands Hatch Indy  
Circuit Length = 1.2079 miles  
Start: 16:30 Flag 16:41 End: 16:42



# BMCRC - MRO Championships 2015 - Rnd 9 @ Brands Hatch Indy

Team Respro MRO 600 inc Clubman 600

## RACE 7 - SECTOR ANALYSIS

SECTOR 1 = FL to I1, SECTOR 2 = I1 to FL, DIFF = Difference To Personal Best Lap

<b>P21 194 C Wayne CROSSMAN</b>			Suzuki - Grayers Graphics			
IDEAL LAP TIME : 50.904		BEST LAP TIME : 50.904	DIFFERENCE : 0.000			
LAP	SECTOR 1	SECTOR 2	LAP TIME	MPH	DIFF	TIME OF DAY
1 -		20.637	58.408	74.45	7.504	16:31:06.495
2 -	31.220	20.162	51.382 (2)	84.63	0.478	16:31:57.877
3 -	<b>30.777</b>	<b>20.127</b>	<b>50.904 (1)</b>	<b>85.42</b>		<b>16:32:48.781</b>
4 -	31.841	21.384	53.225	81.70	2.321	16:33:42.006
5 -	31.353	20.508	51.861	83.85	0.957	16:34:33.867
6 -	31.808	20.463	52.271	83.19	1.367	16:35:26.138
7 -	32.502	20.825	53.327	81.54	2.423	16:36:19.465
8 -	31.900	20.363	52.263	83.20	1.359	16:37:11.728
9 -	31.518	20.597	52.115	83.44	1.211	16:38:03.843
10 -	31.085	20.618	51.703 (3)	84.10	0.799	16:38:55.546
11 -	31.513	20.516	52.029	83.58	1.125	16:39:47.575
12 -	31.739	20.678	52.417	82.96	1.513	16:40:39.992
13 -	31.136	20.616	51.752	84.02	0.848	16:41:31.744
14 -	31.479	20.436	51.915	83.76	1.011	16:42:23.659

<b>P22 49 C Ross McLURG</b>			Kawasaki - E.D.I. Building			
IDEAL LAP TIME : 51.057		BEST LAP TIME : 51.173	DIFFERENCE : 0.116			
LAP	SECTOR 1	SECTOR 2	LAP TIME	MPH	DIFF	TIME OF DAY
1 -		21.418	1:00.385	72.01	9.212	16:31:08.472
2 -	32.245	20.724	52.969	82.09	1.796	16:32:01.441
3 -	31.928	20.491	52.419	82.95	1.246	16:32:53.860
4 -	<b>30.865</b>	20.308	<b>51.173 (1)</b>	<b>84.97</b>		<b>16:33:45.033</b>
5 -	31.279	20.286	51.565 (3)	84.33	0.392	16:34:36.598
6 -	31.036	20.467	51.503 (2)	84.43	0.330	16:35:28.101
7 -	31.074	20.759	51.833	83.89	0.660	16:36:19.934
8 -	31.955	<b>20.192</b>	52.147	83.39	0.974	16:37:12.081
9 -	31.309	20.559	51.868	83.83	0.695	16:38:03.949
10 -	31.572	20.435	52.007	83.61	0.834	16:38:55.956
11 -	31.241	20.526	51.767	84.00	0.594	16:39:47.723
12 -	31.724	20.630	52.354	83.06	1.181	16:40:40.077
13 -	31.152	20.919	52.071	83.51	0.898	16:41:32.148
14 -	31.113	20.474	51.587	84.29	0.414	16:42:23.735

<b>P23 56 C Michael MILLS</b>			Yamaha - Area 51 Racing			
IDEAL LAP TIME : 51.685		BEST LAP TIME : 51.685	DIFFERENCE : 0.000			
LAP	SECTOR 1	SECTOR 2	LAP TIME	MPH	DIFF	TIME OF DAY
1 -		21.160	1:01.328	70.90	9.643	16:31:09.415
2 -	32.368	20.710	53.078	81.92	1.393	16:32:02.493
3 -	31.478	20.750	52.228	83.26	0.543	16:32:54.721
4 -	31.295	<b>20.495</b>	51.790 (2)	83.96	0.105	16:33:46.511
5 -	31.615	20.773	52.388	83.00	0.703	16:34:38.899
6 -	31.411	20.787	52.198	83.30	0.513	16:35:31.097
7 -	31.281	20.656	51.937	83.72	0.252	16:36:23.034
8 -	31.955	20.659	52.614	82.65	0.929	16:37:15.648
9 -	31.374	20.759	52.133	83.41	0.448	16:38:07.781
10 -	31.250	20.708	51.958	83.69	0.273	16:38:59.739
11 -	31.213	20.618	51.831 (3)	83.89	0.146	16:39:51.570
12 -	31.231	20.629	51.860	83.85	0.175	16:40:43.430
13 -	<b>31.190</b>	<b>20.495</b>	<b>51.685 (1)</b>	<b>84.13</b>		<b>16:41:35.115</b>
14 -	31.308	20.745	52.053	83.54	0.368	16:42:27.168

<b>P24 159 C Jack HARVEY</b>			Yamaha -			
IDEAL LAP TIME : 51.565		BEST LAP TIME : 51.606	DIFFERENCE : 0.041			
LAP	SECTOR 1	SECTOR 2	LAP TIME	MPH	DIFF	TIME OF DAY
1 -		21.253	1:01.220	71.03	9.614	16:31:09.307
2 -	32.329	20.730	53.059	81.95	1.453	16:32:02.366
3 -	32.055	20.731	52.786	82.38	1.180	16:32:55.152

Weather / Track : Cloudy / Dry

Brands Hatch Indy  
Circuit Length = 1.2079 miles  
Start: 16:30 Flag 16:41 End: 16:42

# BMCRC - MRO Championships 2015 - Rnd 9 @ Brands Hatch Indy

Team Respro MRO 600 inc Clubman 600

## RACE 7 - SECTOR ANALYSIS

SECTOR 1 = FL to I1, SECTOR 2 = I1 to FL, DIFF = Difference To Personal Best Lap

4 -	31.910	20.785	52.695	82.52	1.089	16:33:47.847
5 -	31.718	20.821	52.539	82.76	0.933	16:34:40.386
6 -	31.378	20.803	52.181	83.33	0.575	16:35:32.567
7 -	31.475	20.675	52.150	83.38	0.544	16:36:24.717
8 -	31.757	21.111	52.868	82.25	1.262	16:37:17.585
9 -	31.346	20.649	51.995	83.63	0.389	16:38:09.580
10 -	31.379	20.725	52.104	83.46	0.498	16:39:01.684
11 -	<b>31.112</b>	20.616	51.728 (2)	84.06	0.122	16:39:53.412
12 -	31.165	20.682	51.847 (3)	83.87	0.241	16:40:45.259
<b>13 -</b>	31.153	<b>20.453</b>	<b>51.606 (1)</b>	<b>84.26</b>		<b>16:41:36.865</b>
14 -	31.351	20.635	51.986	83.64	0.380	16:42:28.851

P25 147 C	Sean CHASTON	Yamaha - Hyside Motorcycles
IDEAL LAP TIME : 51.676	BEST LAP TIME : 51.709	DIFFERENCE : 0.033

LAP	SECTOR 1	SECTOR 2	LAP TIME	MPH	DIFF	TIME OF DAY
1 -		21.838	1:02.499	69.57	10.790	16:31:10.586
2 -	32.155	20.968	53.123	81.85	1.414	16:32:03.709
3 -	31.867	20.726	52.593	82.68	0.884	16:32:56.302
4 -	31.708	20.677	52.385	83.01	0.676	16:33:48.687
5 -	31.522	20.590	52.112	83.44	0.403	16:34:40.799
6 -	31.170	20.706	51.876	83.82	0.167	16:35:32.675
7 -	31.490	20.889	52.379	83.02	0.670	16:36:25.054
8 -	31.567	21.035	52.602	82.66	0.893	16:37:17.656
9 -	31.465	20.566	52.031	83.57	0.322	16:38:09.687
10 -	31.516	20.698	52.214	83.28	0.505	16:39:01.901
11 -	<b>31.120</b>	20.597	51.717 (2)	84.08	0.008	16:39:53.618
12 -	31.155	20.662	51.817 (3)	83.92	0.108	16:40:45.435
<b>13 -</b>	31.153	<b>20.556</b>	<b>51.709 (1)</b>	<b>84.09</b>		<b>16:41:37.144</b>
14 -	31.142	20.804	51.946	83.71	0.237	16:42:29.090

P26 7 C	Mitch DUCRAN	Yamaha -
IDEAL LAP TIME : 52.273	BEST LAP TIME : 52.433	DIFFERENCE : 0.160

LAP	SECTOR 1	SECTOR 2	LAP TIME	MPH	DIFF	TIME OF DAY
1 -		21.235	1:01.786	70.38	9.353	16:31:09.873
2 -	32.442	20.813	53.255	81.65	0.822	16:32:03.128
3 -	31.589	21.006	52.595 (2)	82.68	0.162	16:32:55.723
4 -	31.829	21.067	52.896	82.21	0.463	16:33:48.619
5 -	31.912	20.897	52.809	82.34	0.376	16:34:41.428
6 -	31.768	20.876	52.644	82.60	0.211	16:35:34.072
7 -	31.653	20.997	52.650	82.59	0.217	16:36:26.722
8 -	31.712	20.889	52.601 (3)	82.67	0.168	16:37:19.323
9 -	31.832	20.883	52.715	82.49	0.282	16:38:12.038
10 -	31.706	21.107	52.813	82.33	0.380	16:39:04.851
<b>11 -</b>	<b>31.489</b>	20.944	<b>52.433 (1)</b>	<b>82.93</b>		<b>16:39:57.284</b>
12 -	32.069	21.087	53.156	81.80	0.723	16:40:50.440
13 -	31.882	<b>20.784</b>	52.666	82.56	0.233	16:41:43.106

P27 88	Austin WREN	Triumph - Factory Finish
IDEAL LAP TIME : 52.895	BEST LAP TIME : 52.895	DIFFERENCE : 0.000

LAP	SECTOR 1	SECTOR 2	LAP TIME	MPH	DIFF	TIME OF DAY
1 -		22.020	1:03.051	68.96	10.156	16:31:11.138
2 -	32.977	21.435	54.412	79.91	1.517	16:32:05.550
3 -	32.835	21.292	54.127	80.34	1.232	16:32:59.677
4 -	33.434	21.145	54.579	79.67	1.684	16:33:54.256
5 -	32.067	21.251	53.318 (3)	81.55	0.423	16:34:47.574
6 -	32.339	21.291	53.630	81.08	0.735	16:35:41.204
7 -	32.270	21.328	53.598	81.13	0.703	16:36:34.802
8 -	32.158	21.088	53.246 (2)	81.67	0.351	16:37:28.048
<b>9 -</b>	<b>31.961</b>	<b>20.934</b>	<b>52.895 (1)</b>	<b>82.21</b>		<b>16:38:20.943</b>
10 -	32.399	21.241	53.640	81.07	0.745	16:39:14.583
11 -	32.710	21.400	54.110	80.36	1.215	16:40:08.693
12 -	32.291	21.325	53.616	81.10	0.721	16:41:02.309

Weather / Track : Cloudy / Dry

Brands Hatch Indy  
Circuit Length = 1.2079 miles  
Start: 16:30 Flag 16:41 End: 16:42

# BMCRC - MRO Championships 2015 - Rnd 9 @ Brands Hatch Indy

Team Respro MRO 600 inc Clubman 600

## RACE 7 - SECTOR ANALYSIS

SECTOR 1 = FL to I1, SECTOR 2 = I1 to FL, DIFF = Difference To Personal Best Lap

13 - 32.557 21.688 54.245 80.16 1.350 16:41:56.554

P28 72 C		Darren WARNER		Yamaha -		
IDEAL LAP TIME : 53.685		BEST LAP TIME : 53.893		DIFFERENCE : 0.208		
LAP	SECTOR 1	SECTOR 2	LAP TIME	MPH	DIFF	TIME OF DAY
1 -		21.565	1:02.607	69.45	8.714	16:31:10.694
2 -	32.642	21.459	54.101	80.37	0.208	16:32:04.795
3 -	33.015	21.716	54.731	79.45	0.838	16:32:59.526
4 -	35.269	21.648	56.917	76.40	3.024	16:33:56.443
5 -	33.090	21.524	54.614	79.62	0.721	16:34:51.057
6 -	32.616	21.685	54.301	80.08	0.408	16:35:45.358
7 -	32.776	21.498	54.274	80.12	0.381	16:36:39.632
8 -	32.556	<b>21.338</b>	53.894 (2)	80.68	0.001	16:37:33.526
9 -	32.531	21.362	<b>53.893 (1)</b>	<b>80.68</b>		<b>16:38:27.419</b>
10 -	32.505	22.279	54.784	79.37	0.891	16:39:22.203
11 -	32.623	21.813	54.436	79.88	0.543	16:40:16.639
12 -	32.738	21.835	54.573	79.68	0.680	16:41:11.212
13 -	<b>32.347</b>	21.670	54.017 (3)	80.50	0.124	16:42:05.229

P29 95		Simon MEADOWS		Triumph - myself		
IDEAL LAP TIME : 53.754		BEST LAP TIME : 53.822		DIFFERENCE : 0.068		
LAP	SECTOR 1	SECTOR 2	LAP TIME	MPH	DIFF	TIME OF DAY
1 -		22.935	1:05.737	66.15	11.915	16:31:13.824
2 -	32.651	21.348	53.999 (3)	80.53	0.177	16:32:07.823
3 -	32.956	21.405	54.361	79.99	0.539	16:33:02.184
4 -	32.961	21.772	54.733	79.45	0.911	16:33:56.917
5 -	32.905	21.499	54.404	79.93	0.582	16:34:51.321
6 -	32.648	21.621	54.269	80.13	0.447	16:35:45.590
7 -	32.841	21.423	54.264	80.13	0.442	16:36:39.854
8 -	<b>32.525</b>	21.324	53.849 (2)	80.75	0.027	16:37:33.703
9 -	33.097	21.472	54.569	79.69	0.747	16:38:28.272
10 -	33.310	21.256	54.566	79.69	0.744	16:39:22.838
11 -	32.937	21.252	54.189	80.24	0.367	16:40:17.027
12 -	32.701	21.792	54.493	79.80	0.671	16:41:11.520
13 -	32.593	<b>21.229</b>	<b>53.822 (1)</b>	<b>80.79</b>		<b>16:42:05.342</b>

P30 11		Ross DUNSTAN		Kawasaki - PRB Racing		
IDEAL LAP TIME : 59.235		BEST LAP TIME : 59.438		DIFFERENCE : 0.203		
LAP	SECTOR 1	SECTOR 2	LAP TIME	MPH	DIFF	TIME OF DAY
1 -		<b>23.470</b>	1:05.981	65.90	6.543	16:31:14.068
2 -	35.895	23.543	<b>59.438 (1)</b>	<b>73.16</b>		<b>16:32:13.506</b>
3 -	<b>35.765</b>	23.736	59.501 (2)	73.08	0.063	16:33:13.007
4 -	36.027	23.647	59.674 (3)	72.87	0.236	16:34:12.681
5 -	36.208	26.125	1:02.333	69.76	2.895	16:35:15.014
6 -	39.637	24.722	1:04.359	67.56	4.921	16:36:19.373
7 -	36.366	24.068	1:00.434	71.95	0.996	16:37:19.807
8 -	36.743	23.929	1:00.672	71.67	1.234	16:38:20.479
9 -	37.021	24.907	1:01.928	70.22	2.490	16:39:22.407
10 -	37.772	24.547	1:02.319	69.77	2.881	16:40:24.726
11 -	36.967	24.437	1:01.404	70.81	1.966	16:41:26.130
12 -	37.403	24.747	1:02.150	69.96	2.712	16:42:28.280

P31 76 C		Hayden PLATTON		Yamaha - NR Racing		
IDEAL LAP TIME : 52.518		BEST LAP TIME : 52.687		DIFFERENCE : 0.169		
LAP	SECTOR 1	SECTOR 2	LAP TIME	MPH	DIFF	TIME OF DAY
1 -		21.970	1:03.147	68.86	10.460	16:31:11.234
2 -	32.184	21.514	53.698	80.98	1.011	16:32:04.932
3 -	<b>31.640</b>	21.112	52.752 (3)	82.43	0.065	16:32:57.684
4 -	31.906	21.069	52.975	82.08	0.288	16:33:50.659
5 -	31.883	20.971	52.854	82.27	0.167	16:34:43.513

Weather / Track : Cloudy / Dry

Brands Hatch Indy  
Circuit Length = 1.2079 miles  
Start: 16:30 Flag 16:41 End: 16:42

# BMCRC - MRO Championships 2015 - Rnd 9 @ Brands Hatch Indy

Team Respro MRO 600 inc Clubman 600

## RACE 7 - SECTOR ANALYSIS

SECTOR 1 = FL to I1, SECTOR 2 = I1 to FL, DIFF = Difference To Personal Best Lap

6 -	31.941	20.919	52.860	82.26	0.173	16:35:36.373
7 -	32.007	20.934	52.941	82.14	0.254	16:36:29.314
8 -	31.759	20.995	52.754	82.43	0.067	16:37:22.068
9 -	32.543	<b>20.878</b>	53.421	81.40	0.734	16:38:15.489
<b>10 -</b>	31.723	20.964	<b>52.687 (1)</b>	<b>82.53</b>		<b>16:39:08.176</b>
11 -	31.813	20.897	52.710 (2)	82.50	0.023	16:40:00.886

<b>P32 90 C Benjamin COTGROVE</b>	Triumph - NR Racing	
IDEAL LAP TIME : 49.382	BEST LAP TIME : 49.382	DIFFERENCE : 0.000

LAP	SECTOR 1	SECTOR 2	LAP TIME	MPH	DIFF	TIME OF DAY
1 -		19.999	56.800 (3)	76.55	7.418	16:31:04.887
<b>2 -</b>	<b>29.714</b>	<b>19.668</b>	<b>49.382 (1)</b>	<b>88.06</b>		<b>16:31:54.269</b>
3 -	30.251	19.675	49.926 (2)	87.10	0.544	16:32:44.195

# BMCRC - MRO Championships 2015 - Rnd 9 @ Brands Hatch Indy

## Team Respro MRO 600 inc Clubman 600

### RACE 7 - BEST SECTORS

SECTOR 1			SECTOR 2			IDEAL / BEST COMPARISON						
POS	NO	NAME	TIME	NO	NAME	TIME	POS	NO	NAME	IDEAL	BEST	DIFF
									<b>PERFECT LAP</b>	<b>48.773</b>		
1	8	NEWSTEAD	<b>29.290</b>	66	GOGGINS	<b>19.483</b>	1	8	NEWSTEAD	48.863	48.863	0.000
2	14	BURRAGE	<b>29.301</b>	173	DRAPER	<b>19.563</b>	2	14	BURRAGE	48.892	48.927	0.035
3	32	PIPER	<b>29.476</b>	8	NEWSTEAD	<b>19.573</b>	3	66	GOGGINS	48.986	48.986	0.000
4	66	GOGGINS	<b>29.503</b>	61	SAVAGE	<b>19.580</b>	4	32	PIPER	49.093	49.172	0.079
5	74	MORPHETT	<b>29.526</b>	14	BURRAGE	<b>19.591</b>	5	173	DRAPER	49.111	49.136	0.025
6	173	DRAPER	<b>29.548</b>	32	PIPER	<b>19.617</b>	6	74	MORPHETT	49.148	49.335	0.187
7	27	EYRE	<b>29.553</b>	74	MORPHETT	<b>19.622</b>	7	61	SAVAGE	49.229	49.293	0.064
8	61	SAVAGE	<b>29.649</b>	90	COTGROVE	<b>19.668</b>	8	27	EYRE	49.266	49.289	0.023
9	90	COTGROVE	<b>29.714</b>	6	PETTIT	<b>19.669</b>	9	90	COTGROVE	49.382	49.382	0.000
10	5	DEAN	<b>29.865</b>	27	EYRE	<b>19.713</b>	10	5	DEAN	49.661	49.763	0.102
11	6	PETTIT	<b>29.996</b>	71	ANDERSON	<b>19.784</b>	11	6	PETTIT	49.665	49.862	0.197
12	36	MUNCEY	<b>30.041</b>	5	DEAN	<b>19.796</b>	12	71	ANDERSON	49.950	50.081	0.131
13	71	ANDERSON	<b>30.166</b>	36	MUNCEY	<b>19.935</b>	13	36	MUNCEY	49.976	49.994	0.018
14	87	SCHUG	<b>30.178</b>	39	SMITH	<b>19.947</b>	14	87	SCHUG	50.274	50.346	0.072
15	39	SMITH	<b>30.332</b>	87	SCHUG	<b>20.096</b>	15	39	SMITH	50.279	50.279	0.000
16	79	WAKE	<b>30.476</b>	194	CROSSMAN	<b>20.127</b>	16	79	WAKE	50.674	50.674	0.000
17	77	TIBBLE	<b>30.593</b>	120	COMBRINCK	<b>20.130</b>	17	77	TIBBLE	50.876	51.120	0.244
18	40	SHELVEY	<b>30.685</b>	49	McLURG	<b>20.192</b>	18	37	PARISH	50.899	51.111	0.212
19	37	PARISH	<b>30.689</b>	79	WAKE	<b>20.198</b>	19	194	CROSSMAN	50.904	50.904	0.000
20	194	CROSSMAN	<b>30.777</b>	37	PARISH	<b>20.210</b>	20	40	SHELVEY	50.908	50.986	0.078
21	49	McLURG	<b>30.865</b>	40	SHELVEY	<b>20.223</b>	21	49	McLURG	51.057	51.173	0.116
22	55	GARNER	<b>30.894</b>	55	GARNER	<b>20.255</b>	22	120	COMBRINCK	51.096	51.140	0.044
23	120	COMBRINCK	<b>30.966</b>	77	TIBBLE	<b>20.283</b>	23	55	GARNER	51.149	51.296	0.147
24	159	HARVEY	<b>31.112</b>	159	HARVEY	<b>20.453</b>	24	159	HARVEY	51.565	51.606	0.041
25	147	CHASTON	<b>31.120</b>	56	MILLS	<b>20.495</b>	25	147	CHASTON	51.676	51.709	0.033
26	56	MILLS	<b>31.190</b>	147	CHASTON	<b>20.556</b>	26	56	MILLS	51.685	51.685	0.000
27	7	DUCRAN	<b>31.489</b>	7	DUCRAN	<b>20.784</b>	27	7	DUCRAN	52.273	52.433	0.160
28	76	PLATTON	<b>31.640</b>	76	PLATTON	<b>20.878</b>	28	76	PLATTON	52.518	52.687	0.169
29	88	WREN	<b>31.961</b>	88	WREN	<b>20.934</b>	29	88	WREN	52.895	52.895	0.000
30	72	WARNER	<b>32.347</b>	95	MEADOWS	<b>21.229</b>	30	72	WARNER	53.685	53.893	0.208
31	95	MEADOWS	<b>32.525</b>	72	WARNER	<b>21.338</b>	31	95	MEADOWS	53.754	53.822	0.068
32	11	DUNSTAN	<b>35.765</b>	11	DUNSTAN	<b>23.470</b>	32	11	DUNSTAN	59.235	59.438	0.203

Weather / Track : Cloudy / Dry

Results can be found at [www.tsl-timing.com](http://www.tsl-timing.com)

Brands Hatch Indy  
Circuit Length = 1.2079 miles  
Start: 16:30 Flag 16:41 End: 16:42

Printed - 16:43 Saturday, 03 October 2015

# BMCRC - MRO Championships 2015 - Rnd 9 @ Brands Hatch Indy

## Team Respro MRO 600 inc Clubman 600

### RACE 8 - CLASSIFICATION

POS	NO	CL	PIC NAME	ENTRY	LAPS	TIME	GAP	DIFF	MPH	BEST	ON
1	14		1 Chris BURRAGE	Yamaha - Saracen Racing/Seton Tuning	12	9:57.249			87.37	48.908	11
2	8	C	1 Grant NEWSTEAD	Yamaha - Tinklers Motorcycles	12	9:58.221	0.972	0.972	87.23	48.754	7
3	32	C	2 Mark PIPER	Yamaha -	12	9:58.260	1.011	0.039	87.22	48.965	6
4	173	C	3 Stephen DRAPER	Yamaha -	12	9:58.726	1.477	0.466	87.15	49.162	8
5	66		2 Joe GOGGINS	Yamaha - Lexicon racing	12	9:58.881	1.632	0.155	87.13	48.984	11
6	74	C	4 Joe MORPHETT	Yamaha -	12	9:59.093	1.844	0.212	87.10	49.106	7
7	61	C	5 Olly SAVAGE	Kawasaki - Validus-IVC Ltd	12	10:02.396	5.147	3.303	86.62	49.265	5
8	5		3 Tom DEAN	Yamaha -	12	10:04.454	7.205	2.058	86.33	49.571	10
9	36		4 Joe MUNCEY	Yamaha -	12	10:06.562	9.313	2.108	86.03	49.321	6
10	6	C	6 Dominic PETTIT	Yamaha - Camclad Contractors	12	10:10.622	13.373	4.060	85.45	49.880	4
11	79	C	7 David WAKE	Yamaha -	12	10:13.857	16.608	3.235	85.00	50.188	4
12	77	C	8 Jamie TIBBLE	Honda - Barncroft Engineering	12	10:17.366	20.117	3.509	84.52	50.459	10
13	71		5 Daniel ANDERSON	Triumph -	12	10:18.491	21.242	1.125	84.37	49.912	9
14	39		6 Shane SMITH	Triumph - Ridemoto.com	12	10:19.415	22.166	0.924	84.24	50.581	8
15	87	C	9 Simon SCHUG	Yamaha - Mak Fencing/Go Racing	12	10:19.631	22.382	0.216	84.21	50.463	8
16	49	C	10 Ross McLURG	Kawasaki - E.D.I. Building	12	10:20.881	23.632	1.250	84.04	50.517	5
17	40		7 David SHELVEY	Suzuki -	12	10:25.273	28.024	4.392	83.45	51.058	4
18	55	C	11 Paul GARNER	Yamaha - Area 51 Racing	12	10:26.383	29.134	1.110	83.30	50.968	6
19	120	C	12 David COMBRINCK	Kawasaki -	12	10:26.450	29.201	0.067	83.29	51.019	12
20	37	C	13 James PARISH	Suzuki - HPS Motorcycles, Licharz Engineering Plas	12	10:27.164	29.915	0.714	83.20	51.077	5
21	56	C	14 Michael MILLS	Yamaha - Area 51 Racing	12	10:31.519	34.270	4.355	82.63	51.398	8
22	7	C	15 Mitch DUCRAN	Yamaha -	12	10:32.205	34.956	0.686	82.54	51.544	12
23	159	C	16 Jack HARVEY	Yamaha -	12	10:32.366	35.117	0.161	82.52	51.211	12
24	88		8 Austin WREN	Triumph - Factory Finish	11	9:57.742	1 Lap	1 Lap	80.02	52.870	9
25	95		9 Simon MEADOWS	Triumph - myself	11	9:58.419	1 Lap	0.677	79.93	52.888	11
26	147	C	17 Sean CHASTON	Yamaha - Hyside Motorcycles	11	9:59.265	1 Lap	0.846	79.82	52.814	6

#### NOT CLASSIFIED

DNF	27	C	Rob EYRE	Triumph -	6	5:04.122	6 Laps	5 Laps	85.79	49.178	5
DNF	72	C	Darren WARNER	Yamaha -	5	4:42.521	7 Laps	1 Lap	76.96	54.406	3

#### FASTEST LAP

8	C	Grant NEWSTEAD	Yamaha - Tinklers Motorcycles	7	48.754	89.19 mph	143.54 kph
14		Chris BURRAGE	Yamaha - Saracen Racing/Seton Tuning	11	48.908	88.91 mph	143.09 kph

Class - 90% of Race Speed = 78.63 mph  
 Class C - 90% of Race Speed = 78.50 mph

Brands Hatch Indy  
 Circuit Length = 1.2079 miles  
 Start: 13:01 Flag 13:11 End: 13:13

Weather / Track : Cloudy / Dry

These results are provisional until the conclusion of any judicial and technical matters.

Clerk Of Course :	Timekeeper :
-------------------	--------------

Results can be found at [www.tsl-timing.com](http://www.tsl-timing.com)

Printed - 13:13 Sunday, 04 October 2015



# BMCRC - MRO Championships 2015 - Rnd 9 @ Brands Hatch Indy

Team Respro MRO 600 inc Clubman 600

## RACE 8 - LAP CHART

LAP 1 @ 13:02:45.588			LAP 3 @ 13:04:24.572			LAP 5 @ 13:06:03.317			LAP 7 @ 13:07:41.757			LAP 9 @ 13:09:20.896			LAP 10 @ 13:10:10.154			LAP 11 @ 13:10:59.062					
NO	BEHIND	LAP TIME	NO	BEHIND	LAP TIME	NO	BEHIND	LAP TIME	NO	BEHIND	LAP TIME	NO	BEHIND	LAP TIME	NO	BEHIND	LAP TIME	NO	BEHIND	LAP TIME			
14		54.078	14		49.487	173		49.378	14		48.930	14		49.599	14		49.258	14		48.908			
66	0.108	54.186	173	0.079	49.261	14	0.037	49.346	173	0.524	49.309	173	0.087	49.162	173	0.087	49.162	173	0.789	49.555			
173	0.596	54.674	66	0.359	49.627	66	0.539	49.418	66	0.739	49.269	8	0.438	49.084	8	0.386	49.395	8	0.976	49.498			
74	0.989	55.067	74	1.059	49.205	74	1.059	49.152	74	0.953	48.754	66	0.662	49.522	66	0.822	49.278	66	1.303	48.984			
32	1.147	55.225	8	1.286	49.061	8	1.186	49.165	8	1.231	49.106	74	0.943	49.311	74	1.610	49.964	74	1.953	49.251			
5	1.462	55.540	5	2.252	49.748	32	1.796	48.983	32	1.655	49.334	32	1.157	49.101	32	1.140	49.226	32	1.303	48.984			
8	1.642	55.720	32	2.417	49.628	61	2.325	49.265	61	3.164	49.624	61	3.786	50.221	61	1.303	48.984	61	1.303	48.984			
61	1.686	55.764	61	2.489	49.661	27	2.747	49.178	5	5.135	50.069	5	5.592	50.056	5	5.965	49.571	5	5.965	49.571			
79	2.313	56.391	27	3.009	49.780	5	3.804	49.694	6	8.239	50.472	6	9.005	50.365	6	10.448	50.016	6	10.448	50.016			
27	2.548	56.626	6	4.847	50.594	6	5.905	49.923	36	8.453	50.326	79	11.472	50.851	79	13.939	50.672	79	13.939	50.672			
6	2.856	56.934	79	5.261	51.128	79	7.175	50.471	79	10.220	50.710	77	14.653	50.786	77	17.380	50.459	77	17.380	50.459			
39	3.750	57.828	36	6.539	50.301	36	7.246	49.679	77	13.466	51.088	39	15.452	50.581	39	18.314	50.914	39	18.314	50.914			
36	3.920	57.998	39	7.194	51.218	77	10.024	50.803	39	14.470	51.059	87	15.717	50.463	87	18.509	50.801	87	18.509	50.801			
77	4.315	58.393	77	7.269	50.740	39	10.826	51.187	87	14.853	51.264	49	16.616	50.925	71	18.604	50.836	71	18.604	50.836			
87	4.748	58.826	87	7.549	50.681	87	10.965	51.116	49	15.290	51.205	49	19.220	51.339	49	19.785	50.861	49	19.785	50.861			
55	4.820	58.898	55	9.210	51.338	49	11.824	50.517	71	15.367	50.303	40	20.445	51.064	40	24.374	51.724	40	24.374	51.724			
71	5.077	59.155	49	9.323	51.285	71	13.195	51.000	55	17.608	51.653	37	21.740	51.529	55	24.553	52.160	55	24.553	52.160			
40	5.426	59.504	71	9.678	51.158	55	13.427	51.489	40	18.180	51.288	56	24.429	51.398	120	24.727	51.828	120	24.727	51.828			
49	5.542	59.620	40	10.341	51.330	40	13.998	51.344	120	18.980	51.386	7	25.084	51.588	37	25.327	51.163	37	25.327	51.163			
120	5.878	59.956	120	10.830	51.443	120	14.475	51.214	37	19.810	51.884	159	25.790	51.721	56	28.979	51.713	56	28.979	51.713			
37	6.076	1:00.154	37	11.636	52.013	37	15.113	51.077	56	22.630	51.944	88	30.132	51.744	7	30.052	51.908	7	30.052	51.908			
159	6.334	1:00.412	56	11.924	51.863	56	16.998	51.909	7	23.095	51.750	159	30.132	51.744	159	30.132	51.744	159	30.132	51.744			
56	6.415	1:00.493	159	12.460	52.020	159	17.535	51.909	88	34.683	53.768	88	38.586	53.502	88	45.856	53.198	88	45.856	53.198			
7	6.933	1:01.011	7	12.649	52.214	7	17.641	51.793	95	35.459	53.562	147	39.196	53.336	95	46.887	53.135	95	46.887	53.135			
88	8.569	1:02.647	88	17.727	53.667	88	26.180	53.449	147	35.974	53.094	147	39.443	53.068	147	46.270	53.338	147	46.270	53.338			
72	8.785	1:02.863	72	18.739	54.406	95	27.105	53.318															
147	8.820	1:02.898	95	18.906	54.222	147	28.506	53.204															
95	8.956	1:03.034	147	19.089	53.942	72	30.714	55.594															

Weather / Track : Cloudy / Dry

Brands Hatch Indy  
Circuit Length = 1.2079 miles  
Start: 13:01 Flag 13:11 End: 13:13

# BMCRC - MRO Championships 2015 - Rnd 9 @ Brands Hatch Indy

Team Respro MRO 600 inc Clubman 600

## RACE 8 - LAP CHART

6	11.665	50.125
79	15.721	50.690
77	19.019	50.547
39	20.607	51.201
71	20.705	51.009
87	20.952	51.351
49	22.222	51.345
40	26.613	51.147
55	27.678	52.033
120	27.879	52.060
37	28.175	51.756
56	31.834	51.763
7	33.109	51.965
159	33.603	52.379

NO	BEHIND	LAP TIME
----	--------	----------

<b>LAP 12 @ 13:11:48.759</b>		
14		49.697
88	1 Lap	53.242
8	0.972	49.693
32	1.011	49.568
95	1 Lap	52.888
173	1.477	50.385
66	1.632	50.026
74	1.844	49.588
147	1 Lap	53.351
61	5.147	49.657
5	7.205	49.967
36	9.313	49.504
6	13.373	51.405
79	16.608	50.584
77	20.117	50.795
71	21.242	50.234
39	22.166	51.256
87	22.382	51.127
49	23.632	51.107
40	28.024	51.108
55	29.134	51.153
120	29.201	51.019
37	29.915	51.437
56	34.270	52.133
7	34.956	51.544
159	35.117	51.211

Weather / Track : Cloudy / Dry

Results can be found at [www.tsl-timing.com](http://www.tsl-timing.com)

Page 2 of 2

Brands Hatch Indy  
Circuit Length = 1.2079 miles  
Start: 13:01 Flag 13:11 End: 13:13

Printed - 13:13 Sunday, 04 October 2015



# BMCRC - MRO Championships 2015 - Rnd 9 @ Brands Hatch Indy

Team Respro MRO 600 inc Clubman 600

## RACE 8 - SECTOR ANALYSIS

SECTOR 1 = FL to I1, SECTOR 2 = I1 to FL, DIFF = Difference To Personal Best Lap

P1 14		Chris BURRAGE		Yamaha - Saracen Racing/Seton Tuning		
IDEAL LAP TIME : 48.807		BEST LAP TIME : 48.908		DIFFERENCE : 0.101		
LAP	SECTOR 1	SECTOR 2	LAP TIME	MPH	DIFF	TIME OF DAY
1 -		20.085	54.078	80.41	5.170	13:02:45.588
2 -	29.594	19.903	49.497	87.85	0.589	13:03:35.085
3 -	29.762	19.725	49.487	87.87	0.579	13:04:24.572
4 -	29.888	<b>19.548</b>	49.436	87.96	0.528	13:05:14.008
5 -	29.712	19.634	49.346	88.12	0.438	13:06:03.354
6 -	29.670	19.803	49.473	87.89	0.565	13:06:52.827
7 -	<b>29.259</b>	19.671	48.930 (2)	88.87	0.022	13:07:41.757
8 -	29.782	19.817	49.599	87.67	0.691	13:08:31.356
9 -	29.571	19.969	49.540	87.77	0.632	13:09:20.896
10 -	29.563	19.695	49.258 (3)	88.28	0.350	13:10:10.154
11 -	29.290	19.618	<b>48.908 (1)</b>	<b>88.91</b>		<b>13:10:59.062</b>
12 -	29.573	20.124	49.697	87.50	0.789	13:11:48.759

P2 8 C		Grant NEWSTEAD		Yamaha - Tinklers Motorcycles		
IDEAL LAP TIME : 48.754		BEST LAP TIME : 48.754		DIFFERENCE : 0.000		
LAP	SECTOR 1	SECTOR 2	LAP TIME	MPH	DIFF	TIME OF DAY
1 -		19.968	55.720	78.04	6.966	13:02:47.230
2 -	29.951	19.616	49.567	87.73	0.813	13:03:36.797
3 -	29.502	19.559	49.061 (2)	88.63	0.307	13:04:25.858
4 -	29.725	19.755	49.480	87.88	0.726	13:05:15.338
5 -	29.635	19.530	49.165	88.44	0.411	13:06:04.503
6 -	29.744	19.709	49.453	87.93	0.699	13:06:53.956
7 -	<b>29.287</b>	<b>19.467</b>	<b>48.754 (1)</b>	<b>89.19</b>		<b>13:07:42.710</b>
8 -	29.577	19.507	49.084 (3)	88.59	0.330	13:08:31.794
9 -	29.657	19.694	49.351	88.11	0.597	13:09:21.145
10 -	29.851	19.544	49.395	88.03	0.641	13:10:10.540
11 -	29.734	19.764	49.498	87.85	0.744	13:11:00.038
12 -	29.596	20.097	49.693	87.50	0.939	13:11:49.731

P3 32 C		Mark PIPER		Yamaha -		
IDEAL LAP TIME : 48.900		BEST LAP TIME : 48.965		DIFFERENCE : 0.065		
LAP	SECTOR 1	SECTOR 2	LAP TIME	MPH	DIFF	TIME OF DAY
1 -		19.706	55.225	78.74	6.260	13:02:46.735
2 -	30.725	19.901	50.626	85.89	1.661	13:03:37.361
3 -	29.906	19.722	49.628	87.62	0.663	13:04:26.989
4 -	29.305	19.836	49.141	88.49	0.176	13:05:16.130
5 -	<b>29.292</b>	19.691	48.983 (2)	88.77	0.018	13:06:05.113
6 -	29.315	19.650	<b>48.965 (1)</b>	<b>88.81</b>		<b>13:06:54.078</b>
7 -	29.623	19.711	49.334	88.14	0.369	13:07:43.412
8 -	29.332	19.769	49.101 (3)	88.56	0.136	13:08:32.513
9 -	29.577	<b>19.608</b>	49.185	88.41	0.220	13:09:21.698
10 -	29.666	19.612	49.278	88.24	0.313	13:10:10.976
11 -	29.399	19.827	49.226	88.33	0.261	13:11:00.202
12 -	29.725	19.843	49.568	87.73	0.603	13:11:49.770

P4 173 C		Stephen DRAPER		Yamaha -		
IDEAL LAP TIME : 49.107		BEST LAP TIME : 49.162		DIFFERENCE : 0.055		
LAP	SECTOR 1	SECTOR 2	LAP TIME	MPH	DIFF	TIME OF DAY
1 -		19.856	54.674	79.53	5.512	13:02:46.184
2 -	29.666	<b>19.540</b>	49.206 (2)	88.37	0.044	13:03:35.390
3 -	29.635	19.626	49.261 (3)	88.27	0.099	13:04:24.651
4 -	29.630	19.658	49.288	88.22	0.126	13:05:13.939
5 -	29.605	19.773	49.378	88.06	0.216	13:06:03.317
6 -	30.005	19.650	49.655	87.57	0.493	13:06:52.972
7 -	29.659	19.650	49.309	88.19	0.147	13:07:42.281
8 -	<b>29.567</b>	19.595	<b>49.162 (1)</b>	<b>88.45</b>		<b>13:08:31.443</b>
9 -	29.719	19.847	49.566	87.73	0.404	13:09:21.009

Weather / Track : Cloudy / Dry

Brands Hatch Indy  
Circuit Length = 1.2079 miles  
Start: 13:01 Flag 13:11 End: 13:13

# BMCRC - MRO Championships 2015 - Rnd 9 @ Brands Hatch Indy

Team Respro MRO 600 inc Clubman 600

## RACE 8 - SECTOR ANALYSIS

SECTOR 1 = FL to I1, SECTOR 2 = I1 to FL, DIFF = Difference To Personal Best Lap

10 -	29.674	19.613	49.287	88.23	0.125	13:10:10.296
11 -	29.868	19.687	49.555	87.75	0.393	13:10:59.851
12 -	30.380	20.005	50.385	86.30	1.223	13:11:50.236

<b>P5</b>	<b>66</b>	<b>Joe GOGGINS</b>	Yamaha - Lexicon racing			
IDEAL LAP TIME : 48.984		BEST LAP TIME : 48.984	DIFFERENCE : 0.000			
LAP	SECTOR 1	SECTOR 2	LAP TIME	MPH	DIFF	TIME OF DAY
1 -		19.918	54.186	80.25	5.202	13:02:45.696
2 -	29.833	19.775	49.608	87.65	0.624	13:03:35.304
3 -	30.011	19.616	49.627	87.62	0.643	13:04:24.931
4 -	29.753	19.754	49.507	87.83	0.523	13:05:14.438
5 -	29.719	19.699	49.418	87.99	0.434	13:06:03.856
6 -	29.770	19.601	49.371	88.08	0.387	13:06:53.227
7 -	29.597	19.672	49.269 (3)	88.26	0.285	13:07:42.496
8 -	29.873	19.649	49.522	87.81	0.538	13:08:32.018
9 -	29.611	19.617	49.228 (2)	88.33	0.244	13:09:21.246
10 -	29.879	20.256	50.135	86.73	1.151	13:10:11.381
<b>11 -</b>	<b>29.581</b>	<b>19.403</b>	<b>48.984 (1)</b>	<b>88.77</b>		<b>13:11:00.365</b>
12 -	30.287	19.739	50.026	86.92	1.042	13:11:50.391

<b>P6</b>	<b>74 C</b>	<b>Joe MORPHETT</b>	Yamaha -			
IDEAL LAP TIME : 48.859		BEST LAP TIME : 49.106	DIFFERENCE : 0.247			
LAP	SECTOR 1	SECTOR 2	LAP TIME	MPH	DIFF	TIME OF DAY
1 -		19.864	55.067	78.96	5.961	13:02:46.577
2 -	29.991	19.858	49.849	87.23	0.743	13:03:36.426
3 -	<b>29.489</b>	19.716	49.205 (3)	88.37	0.099	13:04:25.631
4 -	29.897	19.696	49.593	87.68	0.487	13:05:15.224
5 -	29.589	19.563	49.152 (2)	88.47	0.046	13:06:04.376
6 -	29.723	19.783	49.506	87.83	0.400	13:06:53.882
<b>7 -</b>	<b>29.736</b>	<b>19.370</b>	<b>49.106 (1)</b>	<b>88.55</b>		<b>13:07:42.988</b>
8 -	29.643	19.668	49.311	88.18	0.205	13:08:32.299
9 -	29.805	19.696	49.501	87.84	0.395	13:09:21.800
10 -	29.817	20.147	49.964	87.03	0.858	13:10:11.764
11 -	29.718	19.533	49.251	88.29	0.145	13:11:01.015
12 -	29.738	19.850	49.588	87.69	0.482	13:11:50.603

<b>P7</b>	<b>61 C</b>	<b>Oilly SAVAGE</b>	Kawasaki - Validus-IVC Ltd			
IDEAL LAP TIME : 49.234		BEST LAP TIME : 49.265	DIFFERENCE : 0.031			
LAP	SECTOR 1	SECTOR 2	LAP TIME	MPH	DIFF	TIME OF DAY
1 -		19.818	55.764	77.98	6.499	13:02:47.274
2 -	30.516	19.610	50.126	86.75	0.861	13:03:37.400
3 -	30.187	<b>19.474</b>	49.661	87.56	0.396	13:04:27.061
4 -	29.765	19.551	49.316 (2)	88.17	0.051	13:05:16.377
<b>5 -</b>	<b>29.760</b>	19.505	<b>49.265 (1)</b>	<b>88.26</b>		<b>13:06:05.642</b>
6 -	29.935	19.720	49.655	87.57	0.390	13:06:55.297
7 -	29.906	19.718	49.624	87.63	0.359	13:07:44.921
8 -	30.364	19.857	50.221	86.58	0.956	13:08:35.142
9 -	30.008	19.609	49.617 (3)	87.64	0.352	13:09:24.759
10 -	30.039	19.709	49.748	87.41	0.483	13:10:14.507
11 -	29.986	19.756	49.742	87.42	0.477	13:11:04.249
12 -	29.956	19.701	49.657	87.57	0.392	13:11:53.906

<b>P8</b>	<b>5</b>	<b>Tom DEAN</b>	Yamaha -			
IDEAL LAP TIME : 49.345		BEST LAP TIME : 49.571	DIFFERENCE : 0.226			
LAP	SECTOR 1	SECTOR 2	LAP TIME	MPH	DIFF	TIME OF DAY
1 -		19.882	55.540	78.29	5.969	13:02:47.050
2 -	30.268	19.758	50.026	86.92	0.455	13:03:37.076
3 -	29.980	19.768	49.748	87.41	0.177	13:04:26.824
4 -	30.834	19.769	50.603	85.93	1.032	13:05:17.427
5 -	29.958	<b>19.736</b>	49.694 (3)	87.50	0.123	13:06:07.121

Weather / Track : Cloudy / Dry

Brands Hatch Indy  
Circuit Length = 1.2079 miles  
Start: 13:01 Flag 13:11 End: 13:13

# BMCRC - MRO Championships 2015 - Rnd 9 @ Brands Hatch Indy

Team Respro MRO 600 inc Clubman 600

## RACE 8 - SECTOR ANALYSIS

SECTOR 1 = FL to I1, SECTOR 2 = I1 to FL, DIFF = Difference To Personal Best Lap

6 -	29.890	19.812	49.702	87.49	0.131	13:06:56.823
7 -	29.991	20.078	50.069	86.85	0.498	13:07:46.892
8 -	30.068	19.988	50.056	86.87	0.485	13:08:36.948
9 -	29.790	19.810	49.600 (2)	87.67	0.029	13:09:26.548
10 -	29.806	19.765	<b>49.571 (1)</b>	<b>87.72</b>		<b>13:10:16.119</b>
11 -	29.946	19.932	49.878	87.18	0.307	13:11:05.997
12 -	<b>29.609</b>	20.358	49.967	87.02	0.396	13:11:55.964

P9 36 Joe MUNCEY		Yamaha -				
IDEAL LAP TIME : 49.251		BEST LAP TIME : 49.321		DIFFERENCE : 0.070		
LAP	SECTOR 1	SECTOR 2	LAP TIME	MPH	DIFF	TIME OF DAY
1 -		20.515	57.998	74.97	8.677	13:02:49.508
2 -	30.813	20.489	51.302	84.76	1.981	13:03:40.810
3 -	30.291	20.010	50.301	86.45	0.980	13:04:31.111
4 -	29.939	19.834	49.773	87.36	0.452	13:05:20.884
5 -	29.849	19.830	49.679	87.53	0.358	13:06:10.563
6 -	<b>29.543</b>	19.778	<b>49.321 (1)</b>	<b>88.16</b>		<b>13:06:59.884</b>
7 -	30.100	20.226	50.326	86.40	1.005	13:07:50.210
8 -	29.649	19.908	49.557	87.74	0.236	13:08:39.767
9 -	29.822	<b>19.708</b>	49.530	87.79	0.209	13:09:29.297
10 -	29.722	19.757	49.479 (2)	87.88	0.158	13:10:18.776
11 -	29.900	19.892	49.792	87.33	0.471	13:11:08.568
12 -	29.742	19.762	49.504 (3)	87.84	0.183	13:11:58.072

P10 6 C Dominic PETTIT		Yamaha - Camclad Contractors				
IDEAL LAP TIME : 49.816		BEST LAP TIME : 49.880		DIFFERENCE : 0.064		
LAP	SECTOR 1	SECTOR 2	LAP TIME	MPH	DIFF	TIME OF DAY
1 -		20.151	56.934	76.37	7.054	13:02:48.444
2 -	30.602	<b>19.779</b>	50.381	86.31	0.501	13:03:38.825
3 -	30.439	20.155	50.594	85.95	0.714	13:04:29.419
4 -	30.061	19.819	<b>49.880 (1)</b>	<b>87.18</b>		<b>13:05:19.299</b>
5 -	<b>30.037</b>	19.886	49.923 (2)	87.10	0.043	13:06:09.222
6 -	30.368	19.934	50.302	86.44	0.422	13:06:59.524
7 -	30.292	20.180	50.472	86.15	0.592	13:07:49.996
8 -	30.371	19.994	50.365	86.34	0.485	13:08:40.361
9 -	30.244	19.981	50.225	86.58	0.345	13:09:30.586
10 -	30.177	19.839	50.016 (3)	86.94	0.136	13:10:20.602
11 -	30.165	19.960	50.125	86.75	0.245	13:11:10.727
12 -	31.191	20.214	51.405	84.59	1.525	13:12:02.132

P11 79 C David WAKE		Yamaha -				
IDEAL LAP TIME : 50.087		BEST LAP TIME : 50.188		DIFFERENCE : 0.101		
LAP	SECTOR 1	SECTOR 2	LAP TIME	MPH	DIFF	TIME OF DAY
1 -		20.224	56.391	77.11	6.203	13:02:47.901
2 -	30.752	20.052	50.804	85.59	0.616	13:03:38.705
3 -	31.009	20.119	51.128	85.05	0.940	13:04:29.833
4 -	<b>30.041</b>	20.147	<b>50.188 (1)</b>	<b>86.64</b>		<b>13:05:20.021</b>
5 -	30.354	20.117	50.471 (2)	86.16	0.283	13:06:10.492
6 -	30.500	20.275	50.775	85.64	0.587	13:07:01.267
7 -	30.465	20.245	50.710	85.75	0.522	13:07:51.977
8 -	30.516	20.335	50.851	85.51	0.663	13:08:42.828
9 -	30.374	20.219	50.593	85.95	0.405	13:09:33.421
10 -	30.325	20.347	50.672	85.81	0.484	13:10:24.093
11 -	30.644	<b>20.046</b>	50.690	85.78	0.502	13:11:14.783
12 -	30.342	20.242	50.584 (3)	85.96	0.396	13:12:05.367

P12 77 C Jamie TIBBLE		Honda - Barncroft Engineering				
IDEAL LAP TIME : 50.459		BEST LAP TIME : 50.459		DIFFERENCE : 0.000		
LAP	SECTOR 1	SECTOR 2	LAP TIME	MPH	DIFF	TIME OF DAY
1 -		20.757	58.393	74.47	7.934	13:02:49.903

Weather / Track : Cloudy / Dry

Brands Hatch Indy  
Circuit Length = 1.2079 miles  
Start: 13:01 Flag 13:11 End: 13:13

# BMCRC - MRO Championships 2015 - Rnd 9 @ Brands Hatch Indy

Team Respro MRO 600 inc Clubman 600

## RACE 8 - SECTOR ANALYSIS

SECTOR 1 = FL to I1, SECTOR 2 = I1 to FL, DIFF = Difference To Personal Best Lap

2 -	30.929	20.269	51.198	84.93	0.739	13:03:41.101
3 -	30.540	20.200	50.740	85.70	0.281	13:04:31.841
4 -	30.609	20.088	50.697 (3)	85.77	0.238	13:05:22.538
5 -	30.557	20.246	50.803	85.59	0.344	13:06:13.341
6 -	30.576	20.218	50.794	85.61	0.335	13:07:04.135
7 -	30.840	20.248	51.088	85.11	0.629	13:07:55.223
8 -	30.631	20.155	50.786	85.62	0.327	13:08:46.009
9 -	30.880	20.186	51.066	85.15	0.607	13:09:37.075
<b>10 -</b>	<b>30.447</b>	<b>20.012</b>	<b>50.459 (1)</b>	<b>86.18</b>		<b>13:10:27.534</b>
11 -	30.469	20.078	50.547 (2)	86.03	0.088	13:11:18.081
12 -	30.701	20.094	50.795	85.61	0.336	13:12:08.876

<b>P13 71</b>	<b>Daniel ANDERSON</b>	Triumph -
IDEAL LAP TIME : 49.764	BEST LAP TIME : 49.912	DIFFERENCE : 0.148

LAP	SECTOR 1	SECTOR 2	LAP TIME	MPH	DIFF	TIME OF DAY
1 -		20.899	59.155	73.51	9.243	13:02:50.665
2 -	32.157	20.270	52.427	82.94	2.515	13:03:43.092
3 -	30.918	20.240	51.158	85.00	1.246	13:04:34.250
4 -	31.021	20.241	51.262	84.83	1.350	13:05:25.512
5 -	30.859	20.141	51.000	85.26	1.088	13:06:16.512
6 -	30.205	20.104	50.309	86.43	0.397	13:07:06.821
7 -	30.503	<b>19.800</b>	50.303 (3)	86.44	0.391	13:07:57.124
8 -	30.880	20.006	50.886	85.45	0.974	13:08:48.010
<b>9 -</b>	<b>29.964</b>	19.948	<b>49.912 (1)</b>	<b>87.12</b>		<b>13:09:37.922</b>
10 -	30.720	20.116	50.836	85.54	0.924	13:10:28.758
11 -	30.754	20.255	51.009	85.25	1.097	13:11:19.767
12 -	30.046	20.188	50.234 (2)	86.56	0.322	13:12:10.001

<b>P14 39</b>	<b>Shane SMITH</b>	Triumph - Ridemoto.com
IDEAL LAP TIME : 50.477	BEST LAP TIME : 50.581	DIFFERENCE : 0.104

LAP	SECTOR 1	SECTOR 2	LAP TIME	MPH	DIFF	TIME OF DAY
1 -		20.541	57.828	75.19	7.247	13:02:49.338
2 -	30.971	20.239	51.210	84.91	0.629	13:03:40.548
3 -	30.696	20.522	51.218	84.90	0.637	13:04:31.766
4 -	30.842	20.348	51.190	84.95	0.609	13:05:22.956
5 -	30.842	20.345	51.187	84.95	0.606	13:06:14.143
6 -	30.654	20.371	51.025	85.22	0.444	13:07:05.168
7 -	30.831	20.228	51.059	85.16	0.478	13:07:56.227
<b>8 -</b>	<b>30.342</b>	20.239	<b>50.581 (1)</b>	<b>85.97</b>		<b>13:08:46.808</b>
9 -	30.611	<b>20.135</b>	50.746 (2)	85.69	0.165	13:09:37.554
10 -	30.720	20.194	50.914 (3)	85.41	0.333	13:10:28.468
11 -	30.656	20.545	51.201	84.93	0.620	13:11:19.669
12 -	30.919	20.337	51.256	84.84	0.675	13:12:10.925

<b>P15 87 C</b>	<b>Simon SCHUG</b>	Yamaha - Mak Fencing/Go Racing
IDEAL LAP TIME : 50.389	BEST LAP TIME : 50.463	DIFFERENCE : 0.074

LAP	SECTOR 1	SECTOR 2	LAP TIME	MPH	DIFF	TIME OF DAY
1 -		21.119	58.826	73.92	8.363	13:02:50.336
2 -	30.923	<b>20.181</b>	51.104	85.09	0.641	13:03:41.440
3 -	30.438	20.243	50.681 (2)	85.80	0.218	13:04:32.121
4 -	30.652	20.393	51.045	85.19	0.582	13:05:23.166
5 -	30.748	20.368	51.116	85.07	0.653	13:06:14.282
6 -	30.690	20.374	51.064	85.15	0.601	13:07:05.346
7 -	30.849	20.415	51.264	84.82	0.801	13:07:56.610
<b>8 -</b>	<b>30.208</b>	20.255	<b>50.463 (1)</b>	<b>86.17</b>		<b>13:08:47.073</b>
9 -	30.536	20.253	50.789 (3)	85.62	0.326	13:09:37.862
10 -	30.556	20.245	50.801	85.60	0.338	13:10:28.663
11 -	30.649	20.702	51.351	84.68	0.888	13:11:20.014
12 -	30.773	20.354	51.127	85.05	0.664	13:12:11.141

Weather / Track : Cloudy / Dry

Brands Hatch Indy  
Circuit Length = 1.2079 miles  
Start: 13:01 Flag 13:11 End: 13:13

# BMCRC - MRO Championships 2015 - Rnd 9 @ Brands Hatch Indy

Team Respro MRO 600 inc Clubman 600

## RACE 8 - SECTOR ANALYSIS

SECTOR 1 = FL to I1, SECTOR 2 = I1 to FL, DIFF = Difference To Personal Best Lap

<b>P16 49 C</b>		<b>Ross McLURG</b>		Kawasaki - E.D.I. Building			
IDEAL LAP TIME : 50.498		BEST LAP TIME : 50.517		DIFFERENCE : 0.019			
LAP	SECTOR 1	SECTOR 2	LAP TIME	MPH	DIFF	TIME OF DAY	
1 -		20.999	59.620	72.93	9.103	13:02:51.130	
2 -	31.258	<b>20.222</b>	51.480	84.47	0.963	13:03:42.610	
3 -	30.889	20.396	51.285	84.79	0.768	13:04:33.895	
4 -	30.413	20.316	50.729 (3)	85.72	0.212	13:05:24.624	
5 -	<b>30.276</b>	20.241	<b>50.517 (1)</b>	<b>86.08</b>		<b>13:06:15.141</b>	
6 -	30.346	20.355	50.701 (2)	85.76	0.184	13:07:05.842	
7 -	30.810	20.395	51.205	84.92	0.688	13:07:57.047	
8 -	30.658	20.267	50.925	85.39	0.408	13:08:47.972	
9 -	30.726	20.380	51.106	85.08	0.589	13:09:39.078	
10 -	30.602	20.259	50.861	85.49	0.344	13:10:29.939	
11 -	30.909	20.436	51.345	84.69	0.828	13:11:21.284	
12 -	30.720	20.387	51.107	85.08	0.590	13:12:12.391	

<b>P17 40</b>		<b>David SHELVEY</b>		Suzuki -			
IDEAL LAP TIME : 50.933		BEST LAP TIME : 51.058		DIFFERENCE : 0.125			
LAP	SECTOR 1	SECTOR 2	LAP TIME	MPH	DIFF	TIME OF DAY	
1 -		21.046	59.504	73.07	8.446	13:02:51.014	
2 -	32.018	20.551	52.569	82.72	1.511	13:03:43.583	
3 -	31.074	<b>20.256</b>	51.330	84.71	0.272	13:04:34.913	
4 -	30.789	20.269	<b>51.058 (1)</b>	<b>85.16</b>		<b>13:05:25.971</b>	
5 -	30.994	20.350	51.344	84.69	0.286	13:06:17.315	
6 -	30.973	20.361	51.334	84.71	0.276	13:07:08.649	
7 -	30.891	20.397	51.288	84.78	0.230	13:07:59.937	
8 -	30.936	20.403	51.339	84.70	0.281	13:08:51.276	
9 -	30.972	20.556	51.528	84.39	0.470	13:09:42.804	
10 -	31.253	20.471	51.724	84.07	0.666	13:10:34.528	
11 -	30.721	20.426	51.147 (3)	85.02	0.089	13:11:25.675	
12 -	<b>30.677</b>	20.431	51.108 (2)	85.08	0.050	13:12:16.783	

<b>P18 55 C</b>		<b>Paul GARNER</b>		Yamaha - Area 51 Racing			
IDEAL LAP TIME : 50.919		BEST LAP TIME : 50.968		DIFFERENCE : 0.049			
LAP	SECTOR 1	SECTOR 2	LAP TIME	MPH	DIFF	TIME OF DAY	
1 -		20.703	58.898	73.83	7.930	13:02:50.408	
2 -	31.539	20.497	52.036	83.56	1.068	13:03:42.444	
3 -	30.952	20.386	51.338 (3)	84.70	0.370	13:04:33.782	
4 -	31.040	20.433	51.473	84.48	0.505	13:05:25.255	
5 -	31.218	20.271	51.489	84.45	0.521	13:06:16.744	
6 -	30.783	<b>20.185</b>	<b>50.968 (1)</b>	<b>85.32</b>		<b>13:07:07.712</b>	
7 -	30.873	20.780	51.653	84.18	0.685	13:07:59.365	
8 -	31.040	20.579	51.619	84.24	0.651	13:08:50.984	
9 -	30.962	20.601	51.563	84.33	0.595	13:09:42.547	
10 -	31.595	20.565	52.160	83.37	1.192	13:10:34.707	
11 -	31.445	20.588	52.033	83.57	1.065	13:11:26.740	
12 -	<b>30.734</b>	20.419	51.153 (2)	85.01	0.185	13:12:17.893	

<b>P19 120 C</b>		<b>David COMBRINCK</b>		Kawasaki -			
IDEAL LAP TIME : 50.916		BEST LAP TIME : 51.019		DIFFERENCE : 0.103			
LAP	SECTOR 1	SECTOR 2	LAP TIME	MPH	DIFF	TIME OF DAY	
1 -		21.027	59.956	72.52	8.937	13:02:51.466	
2 -	31.857	20.636	52.493	82.84	1.474	13:03:43.959	
3 -	31.332	<b>20.111</b>	51.443	84.53	0.424	13:04:35.402	
4 -	30.958	20.218	51.176 (3)	84.97	0.157	13:05:26.578	
5 -	31.012	20.202	51.214	84.91	0.195	13:06:17.792	
6 -	31.139	20.420	51.559	84.34	0.540	13:07:09.351	
7 -	30.997	20.389	51.386	84.62	0.367	13:08:00.737	
8 -	<b>30.805</b>	20.259	51.064 (2)	85.15	0.045	13:08:51.801	
9 -	30.942	20.310	51.252	84.84	0.233	13:09:43.053	

Weather / Track : Cloudy / Dry

Brands Hatch Indy  
Circuit Length = 1.2079 miles  
Start: 13:01 Flag 13:11 End: 13:13

# BMCRC - MRO Championships 2015 - Rnd 9 @ Brands Hatch Indy

Team Respro MRO 600 inc Clubman 600

## RACE 8 - SECTOR ANALYSIS

SECTOR 1 = FL to I1, SECTOR 2 = I1 to FL, DIFF = Difference To Personal Best Lap

10 -	31.267	20.561	51.828	83.90	0.809	13:10:34.881
11 -	31.430	20.630	52.060	83.53	1.041	13:11:26.941
12 -	30.902	20.117	<b>51.019 (1)</b>	<b>85.23</b>		<b>13:12:17.960</b>

<b>P20 37 C James PARISH</b>	Suzuki - HPS Motorcycles, Licharz Engineering Plastics, Leonar	
IDEAL LAP TIME : 50.996	BEST LAP TIME : 51.077	DIFFERENCE : 0.081

LAP	SECTOR 1	SECTOR 2	LAP TIME	MPH	DIFF	TIME OF DAY
1 -		20.881	1:00.154	72.29	9.077	13:02:51.664
2 -	31.845	20.686	52.531	82.78	1.454	13:03:44.195
3 -	31.501	20.512	52.013	83.60	0.936	13:04:36.208
4 -	30.839	<b>20.306</b>	51.145 (2)	85.02	0.068	13:05:27.353
5 -	<b>30.690</b>	20.387	<b>51.077 (1)</b>	<b>85.13</b>		<b>13:06:18.430</b>
6 -	30.854	20.399	51.253	84.84	0.176	13:07:09.683
7 -	31.432	20.452	51.884	83.81	0.807	13:08:01.567
8 -	30.893	20.636	51.529	84.39	0.452	13:08:53.096
9 -	30.894	20.328	51.222	84.89	0.145	13:09:44.318
10 -	30.752	20.411	51.163 (3)	84.99	0.086	13:10:35.481
11 -	31.203	20.553	51.756	84.02	0.679	13:11:27.237
12 -	31.122	20.315	51.437	84.54	0.360	13:12:18.674

<b>P21 56 C Michael MILLS</b>	Yamaha - Area 51 Racing	
IDEAL LAP TIME : 51.370	BEST LAP TIME : 51.398	DIFFERENCE : 0.028

LAP	SECTOR 1	SECTOR 2	LAP TIME	MPH	DIFF	TIME OF DAY
1 -		20.721	1:00.493	71.88	9.095	13:02:52.003
2 -	31.983	20.647	52.630	82.62	1.232	13:03:44.633
3 -	31.443	<b>20.420</b>	51.863	83.84	0.465	13:04:36.496
4 -	31.174	20.736	51.910	83.77	0.512	13:05:28.406
5 -	31.292	20.617	51.909	83.77	0.511	13:06:20.315
6 -	31.445	20.683	52.128	83.42	0.730	13:07:12.443
7 -	31.279	20.665	51.944	83.71	0.546	13:08:04.387
8 -	<b>30.950</b>	20.448	<b>51.398 (1)</b>	<b>84.60</b>		<b>13:08:55.785</b>
9 -	31.027	20.608	51.635 (2)	84.21	0.237	13:09:47.420
10 -	31.018	20.695	51.713 (3)	84.09	0.315	13:10:39.133
11 -	31.092	20.671	51.763	84.00	0.365	13:11:30.896
12 -	31.042	21.091	52.133	83.41	0.735	13:12:23.029

<b>P22 7 C Mitch DUCRAN</b>	Yamaha -	
IDEAL LAP TIME : 51.459	BEST LAP TIME : 51.544	DIFFERENCE : 0.085

LAP	SECTOR 1	SECTOR 2	LAP TIME	MPH	DIFF	TIME OF DAY
1 -		21.123	1:01.011	71.27	9.467	13:02:52.521
2 -	31.737	20.749	52.486	82.85	0.942	13:03:45.007
3 -	31.637	20.577	52.214	83.28	0.670	13:04:37.221
4 -	31.502	20.442	51.944	83.71	0.400	13:05:29.165
5 -	31.335	20.458	51.793	83.96	0.249	13:06:20.958
6 -	31.525	20.619	52.144	83.39	0.600	13:07:13.102
7 -	31.400	<b>20.350</b>	51.750 (3)	84.03	0.206	13:08:04.852
8 -	<b>31.109</b>	20.479	51.588 (2)	84.29	0.044	13:08:56.440
9 -	31.421	20.437	51.858	83.85	0.314	13:09:48.298
10 -	31.193	20.715	51.908	83.77	0.364	13:10:40.206
11 -	31.526	20.439	51.965	83.68	0.421	13:11:32.171
12 -	31.154	20.390	<b>51.544 (1)</b>	<b>84.36</b>		<b>13:12:23.715</b>

<b>P23 159 C Jack HARVEY</b>	Yamaha -	
IDEAL LAP TIME : 51.188	BEST LAP TIME : 51.211	DIFFERENCE : 0.023

LAP	SECTOR 1	SECTOR 2	LAP TIME	MPH	DIFF	TIME OF DAY
1 -		20.878	1:00.412	71.98	9.201	13:02:51.922
2 -	32.123	20.967	53.090	81.91	1.879	13:03:45.012
3 -	31.473	20.547	52.020	83.59	0.809	13:04:37.032
4 -	31.371	20.540	51.911	83.77	0.700	13:05:28.943
5 -	31.274	20.635	51.909	83.77	0.698	13:06:20.852

Weather / Track : Cloudy / Dry

Brands Hatch Indy  
Circuit Length = 1.2079 miles  
Start: 13:01 Flag 13:11 End: 13:13

# BMCRC - MRO Championships 2015 - Rnd 9 @ Brands Hatch Indy

Team Respro MRO 600 inc Clubman 600

## RACE 8 - SECTOR ANALYSIS

SECTOR 1 = FL to I1, SECTOR 2 = I1 to FL, DIFF = Difference To Personal Best Lap

6 -	31.952	20.569	52.521	82.79	1.310	13:07:13.373
7 -	31.454	20.598	52.052	83.54	0.841	13:08:05.425
8 -	31.195	20.526	51.721 (3)	84.07	0.510	13:08:57.146
9 -	31.086	<b>20.310</b>	51.396 (2)	84.60	0.185	13:09:48.542
10 -	31.362	20.382	51.744	84.04	0.533	13:10:40.286
11 -	32.006	20.373	52.379	83.02	1.168	13:11:32.665
12 -	<b>30.878</b>	20.333	<b>51.211 (1)</b>	<b>84.91</b>		<b>13:12:23.876</b>

P24 88 Austin WREN			Triumph - Factory Finish			
IDEAL LAP TIME : 52.734		BEST LAP TIME : 52.870		DIFFERENCE : 0.136		
LAP	SECTOR 1	SECTOR 2	LAP TIME	MPH	DIFF	TIME OF DAY
1 -		21.927	1:02.647	69.41	9.777	13:02:54.157
2 -	32.948	21.527	54.475	79.82	1.605	13:03:48.632
3 -	32.288	21.379	53.667	81.02	0.797	13:04:42.299
4 -	32.237	21.512	53.749	80.90	0.879	13:05:36.048
5 -	32.318	21.131	53.449	81.35	0.579	13:06:29.497
6 -	<b>31.805</b>	21.370	53.175 (2)	81.77	0.305	13:07:22.672
7 -	32.357	21.411	53.768	80.87	0.898	13:08:16.440
8 -	32.372	21.130	53.502	81.27	0.632	13:09:09.942
9 -	31.941	<b>20.929</b>	<b>52.870 (1)</b>	<b>82.25</b>		<b>13:10:02.812</b>
10 -	31.981	21.217	53.198 (3)	81.74	0.328	13:10:56.010
11 -	32.118	21.124	53.242	81.67	0.372	13:11:49.252

P25 95 Simon MEADOWS			Triumph - myself			
IDEAL LAP TIME : 52.721		BEST LAP TIME : 52.888		DIFFERENCE : 0.167		
LAP	SECTOR 1	SECTOR 2	LAP TIME	MPH	DIFF	TIME OF DAY
1 -		21.764	1:03.034	68.98	10.146	13:02:54.544
2 -	33.468	21.244	54.712	79.48	1.824	13:03:49.256
3 -	32.625	21.597	54.222	80.19	1.334	13:04:43.478
4 -	32.645	<b>20.981</b>	53.626	81.09	0.738	13:05:37.104
5 -	32.277	21.041	53.318	81.55	0.430	13:06:30.422
6 -	32.047	21.185	53.232 (3)	81.69	0.344	13:07:23.654
7 -	32.184	21.378	53.562	81.18	0.674	13:08:17.216
8 -	32.147	21.189	53.336	81.53	0.448	13:09:10.552
9 -	32.181	21.173	53.354	81.50	0.466	13:10:03.906
10 -	31.972	21.163	53.135 (2)	81.84	0.247	13:10:57.041
11 -	<b>31.740</b>	21.148	<b>52.888 (1)</b>	<b>82.22</b>		<b>13:11:49.929</b>

P26 147 C Sean CHASTON			Yamaha - Hyside Motorcycles			
IDEAL LAP TIME : 52.774		BEST LAP TIME : 52.814		DIFFERENCE : 0.040		
LAP	SECTOR 1	SECTOR 2	LAP TIME	MPH	DIFF	TIME OF DAY
1 -		22.291	1:02.898	69.13	10.084	13:02:54.408
2 -	33.778	21.533	55.311	78.62	2.497	13:03:49.719
3 -	32.411	21.531	53.942	80.61	1.128	13:04:43.661
4 -	33.177	21.781	54.958	79.12	2.144	13:05:38.619
5 -	32.078	21.126	53.204	81.73	0.390	13:06:31.823
6 -	<b>31.834</b>	20.980	<b>52.814 (1)</b>	<b>82.33</b>		<b>13:07:24.637</b>
7 -	32.154	<b>20.940</b>	53.094 (3)	81.90	0.280	13:08:17.731
8 -	31.893	21.175	53.068 (2)	81.94	0.254	13:09:10.799
9 -	32.072	21.215	53.287	81.60	0.473	13:10:04.086
10 -	32.112	21.226	53.338	81.52	0.524	13:10:57.424
11 -	32.069	21.282	53.351	81.50	0.537	13:11:50.775

P27 27 C Rob EYRE			Triumph -			
IDEAL LAP TIME : 49.076		BEST LAP TIME : 49.178		DIFFERENCE : 0.102		
LAP	SECTOR 1	SECTOR 2	LAP TIME	MPH	DIFF	TIME OF DAY
1 -		20.090	56.626	76.79	7.448	13:02:48.136
2 -	29.868	19.797	49.665	87.55	0.487	13:03:37.801
3 -	30.005	19.775	49.780	87.35	0.602	13:04:27.581
4 -	29.753	<b>19.552</b>	49.305 (2)	88.19	0.127	13:05:16.886

Weather / Track : Cloudy / Dry

Brands Hatch Indy  
Circuit Length = 1.2079 miles  
Start: 13:01 Flag 13:11 End: 13:13

# BMCRC - MRO Championships 2015 - Rnd 9 @ Brands Hatch Indy

Team Respro MRO 600 inc Clubman 600

## RACE 8 - SECTOR ANALYSIS

SECTOR 1 = FL to I1, SECTOR 2 = I1 to FL, DIFF = Difference To Personal Best Lap

5 -	<b>29.524</b>	19.654	<b>49.178 (1)</b>	<b>88.42</b>		<b>13:06:06.064</b>
6 -	29.628	19.940	49.568 (3)	87.73	0.390	13:06:55.632

P28 72 C		Darren WARNER		Yamaha -		
IDEAL LAP TIME : 54.131		BEST LAP TIME : 54.406		DIFFERENCE : 0.275		
LAP	SECTOR 1	SECTOR 2	LAP TIME	MPH	DIFF	TIME OF DAY
1 -		22.004	1:02.863	69.17	8.457	13:02:54.373
2 -	32.933	<b>21.599</b>	54.532 (2)	79.74	0.126	13:03:48.905
3 -	<b>32.532</b>	21.874	<b>54.406 (1)</b>	<b>79.92</b>		<b>13:04:43.311</b>
4 -	33.312	21.814	55.126 (3)	78.88	0.720	13:05:38.437
5 -	33.578	22.016	55.594	78.22	1.188	13:06:34.031



# BMCRC - MRO Championships 2015 - Rnd 9 @ Brands Hatch Indy

Team Respro MRO 600 inc Clubman 600

## RACE 8 - BEST SECTORS

SECTOR 1			SECTOR 2			IDEAL / BEST COMPARISON						
POS	NO	NAME	TIME	NO	NAME	TIME	POS	NO	NAME	IDEAL	BEST	DIFF
									<b>PERFECT LAP</b>	<b>48.629</b>		
1	14	BURRAGE	<b>29.259</b>	74	MORPHETT	<b>19.370</b>	1	8	NEWSTEAD	48.754	48.754	0.000
2	8	NEWSTEAD	<b>29.287</b>	66	GOGGINS	<b>19.403</b>	2	14	BURRAGE	48.807	48.908	0.101
3	32	PIPER	<b>29.292</b>	8	NEWSTEAD	<b>19.467</b>	3	74	MORPHETT	48.859	49.106	0.247
4	74	MORPHETT	<b>29.489</b>	61	SAVAGE	<b>19.474</b>	4	32	PIPER	48.900	48.965	0.065
5	27	EYRE	<b>29.524</b>	173	DRAPER	<b>19.540</b>	5	66	GOGGINS	48.984	48.984	0.000
6	36	MUNCEY	<b>29.543</b>	14	BURRAGE	<b>19.548</b>	6	27	EYRE	49.076	49.178	0.102
7	173	DRAPER	<b>29.567</b>	27	EYRE	<b>19.552</b>	7	173	DRAPER	49.107	49.162	0.055
8	66	GOGGINS	<b>29.581</b>	32	PIPER	<b>19.608</b>	8	61	SAVAGE	49.234	49.265	0.031
9	5	DEAN	<b>29.609</b>	36	MUNCEY	<b>19.708</b>	9	36	MUNCEY	49.251	49.321	0.070
10	61	SAVAGE	<b>29.760</b>	5	DEAN	<b>19.736</b>	10	5	DEAN	49.345	49.571	0.226
11	71	ANDERSON	<b>29.964</b>	6	PETTIT	<b>19.779</b>	11	71	ANDERSON	49.764	49.912	0.148
12	6	PETTIT	<b>30.037</b>	71	ANDERSON	<b>19.800</b>	12	6	PETTIT	49.816	49.880	0.064
13	79	WAKE	<b>30.041</b>	77	TIBBLE	<b>20.012</b>	13	79	WAKE	50.087	50.188	0.101
14	87	SCHUG	<b>30.208</b>	79	WAKE	<b>20.046</b>	14	87	SCHUG	50.389	50.463	0.074
15	49	McLURG	<b>30.276</b>	120	COMBRINCK	<b>20.111</b>	15	77	TIBBLE	50.459	50.459	0.000
16	39	SMITH	<b>30.342</b>	39	SMITH	<b>20.135</b>	16	39	SMITH	50.477	50.581	0.104
17	77	TIBBLE	<b>30.447</b>	87	SCHUG	<b>20.181</b>	17	49	McLURG	50.498	50.517	0.019
18	40	SHELVEY	<b>30.677</b>	55	GARNER	<b>20.185</b>	18	120	COMBRINCK	50.916	51.019	0.103
19	37	PARISH	<b>30.690</b>	49	McLURG	<b>20.222</b>	19	55	GARNER	50.919	50.968	0.049
20	55	GARNER	<b>30.734</b>	40	SHELVEY	<b>20.256</b>	20	40	SHELVEY	50.933	51.058	0.125
21	120	COMBRINCK	<b>30.805</b>	37	PARISH	<b>20.306</b>	21	37	PARISH	50.996	51.077	0.081
22	159	HARVEY	<b>30.878</b>	159	HARVEY	<b>20.310</b>	22	159	HARVEY	51.188	51.211	0.023
23	56	MILLS	<b>30.950</b>	7	DUCRAN	<b>20.350</b>	23	56	MILLS	51.370	51.398	0.028
24	7	DUCRAN	<b>31.109</b>	56	MILLS	<b>20.420</b>	24	7	DUCRAN	51.459	51.544	0.085
25	95	MEADOWS	<b>31.740</b>	88	WREN	<b>20.929</b>	25	95	MEADOWS	52.721	52.888	0.167
26	88	WREN	<b>31.805</b>	147	CHASTON	<b>20.940</b>	26	88	WREN	52.734	52.870	0.136
27	147	CHASTON	<b>31.834</b>	95	MEADOWS	<b>20.981</b>	27	147	CHASTON	52.774	52.814	0.040
28	72	WARNER	<b>32.532</b>	72	WARNER	<b>21.599</b>	28	72	WARNER	54.131	54.406	0.275

Weather / Track : Cloudy / Dry

Results can be found at [www.tsl-timing.com](http://www.tsl-timing.com)

Brands Hatch Indy  
Circuit Length = 1.2079 miles  
Start: 13:01 Flag 13:11 End: 13:13

Printed - 13:13 Sunday, 04 October 2015

# BMCRC - MRO Championships 2015 - Rnd 9 @ Brands Hatch Indy

## Team Respro MRO 600 inc Clubman 600

### RACE 16 - CLASSIFICATION

POS	NO	CL	PIC NAME	ENTRY	LAPS	TIME	GAP	DIFF	MPH	BEST	ON
1	14		1 Chris BURRAGE	Yamaha - Saracen Racing/Seton Tuning	12	10:01.729			86.72	49.217	12
2	66		2 Joe GOGGINS	Yamaha - Lexicon racing	12	10:02.117	0.388	0.388	86.66	49.138	12
3	173	C	1 Stephen DRAPER	Yamaha -	12	10:03.415	1.686	1.298	86.47	49.170	11
4	32	C	2 Mark PIPER	Yamaha -	12	10:03.699	1.970	0.284	86.43	49.328	7
5	61	C	3 Olly SAVAGE	Kawasaki - Validus-IVC Ltd	12	10:03.763	2.034	0.064	86.42	49.051	11
6	8	C	4 Grant NEWSTEAD	Yamaha - Tinklers Motorcycles	12	10:05.190	3.461	1.427	86.22	49.239	11
7	74	C	5 Joe MORPHETT	Yamaha -	12	10:05.254	3.525	0.064	86.21	49.260	11
8	5		3 Tom DEAN	Yamaha -	12	10:15.237	13.508	9.983	84.81	49.952	7
9	36		4 Joe MUNCEY	Yamaha -	12	10:15.384	13.655	0.147	84.79	49.859	8
10	77	C	6 Jamie TIBBLE	Honda - Barncroft Engineering	12	10:19.484	17.755	4.100	84.23	50.566	12
11	39		5 Shane SMITH	Triumph - Ridemoto.com	12	10:20.469	18.740	0.985	84.10	50.339	5
12	71		6 Daniel ANDERSON	Triumph -	12	10:20.897	19.168	0.428	84.04	50.484	8
13	87	C	7 Simon SCHUG	Yamaha - Mak Fencing/Go Racing	12	10:21.207	19.478	0.310	84.00	50.473	9
14	27	C	8 Rob EYRE	Triumph -	12	10:21.604	19.875	0.397	83.94	50.427	5
15	79	C	9 David WAKE	Yamaha -	12	10:29.379	27.650	7.775	82.91	50.532	9
16	120	C	10 David COMBRINCK	Kawasaki -	12	10:31.529	29.800	2.150	82.62	51.459	8
17	37	C	11 James PARISH	Suzuki - HPS Motorcycles, Licharz Engineering Plas	12	10:36.480	34.751	4.951	81.98	51.444	9
18	159	C	12 Jack HARVEY	Yamaha -	12	10:39.209	37.480	2.729	81.63	51.886	9
19	7	C	13 Mitch DUCRAN	Yamaha -	12	10:40.489	38.760	1.280	81.47	51.818	9
20	55	C	14 Paul GARNER	Yamaha - Area 51 Racing	12	10:40.784	39.055	0.295	81.43	51.813	8
21	56	C	15 Michael MILLS	Yamaha - Area 51 Racing	12	10:41.108	39.379	0.324	81.39	52.091	11
22	95		7 Simon MEADOWS	Triumph - myself	12	10:52.667	50.938	11.559	79.95	53.111	11
23	88		8 Austin WREN	Triumph - Factory Finish	12	10:56.127	54.398	3.460	79.53	53.139	6
24	147	C	16 Sean CHASTON	Yamaha - Hyside Motorcycles	11	10:01.547	1 Lap	1 Lap	79.51	53.253	8
25	72	C	17 Darren WARNER	Yamaha -	11	10:17.377	1 Lap	15.830	77.48	54.737	7

#### NOT CLASSIFIED

DNF	49	C	Ross McLURG	Kawasaki - E.D.I. Building	10	8:49.397	2 Laps	1 Lap	82.14	51.359	8
-----	----	---	-------------	----------------------------	----	----------	--------	-------	-------	--------	---

#### FASTEST LAP

61	C	Olly SAVAGE	Kawasaki - Validus-IVC Ltd	11	49.051	88.65 mph	142.67 kph
66		Joe GOGGINS	Yamaha - Lexicon racing	12	49.138	88.49 mph	142.42 kph

Class - 90% of Race Speed = 78.04 mph  
 Class C - 90% of Race Speed = 77.82 mph

Brands Hatch Indy  
 Circuit Length = 1.2079 miles  
 Start: 16:49 Flag 16:59 End: 17:00

Weather / Track : Cloudy / Dry

These results are provisional until the conclusion of any judicial and technical matters.

Clerk Of Course :	Timekeeper :
-------------------	--------------

Results can be found at [www.tsl-timing.com](http://www.tsl-timing.com)

Printed - 17:01 Sunday, 04 October 2015





# BMCRC - MRO Championships 2015 - Rnd 9 @ Brands Hatch Indy

Team Respro MRO 600 inc Clubman 600

## RACE 16 - LAP CHART

**LAP 12 @ 16:59:28.839**

NO	BEHIND	LAP TIME
14		49.217
66	0.388	49.138
173	1.686	49.591
32	1.970	49.409
61	2.034	49.284
8	3.461	49.532
74	3.525	49.498
5	13.508	50.555
36	13.655	50.864
72	1 Lap	55.561
77	17.755	50.566
39	18.740	50.703
71	19.168	50.953
87	19.478	50.642
27	19.875	50.797
79	27.650	51.027
120	29.800	52.068
37	34.751	52.200
159	37.480	52.066
7	38.760	51.942
55	39.055	52.560
56	39.379	52.349
95	50.938	53.141
88	54.398	54.712

Weather / Track : Cloudy / Dry

Results can be found at [www.tsl-timing.com](http://www.tsl-timing.com)

Page 2 of 2

Brands Hatch Indy  
Circuit Length = 1.2079 miles  
Start: 16:49 Flag 16:59 End: 17:00

Printed - 17:02 Sunday, 04 October 2015

# BMCRC - MRO Championships 2015 - Rnd 9 @ Brands Hatch Indy

Team Respro MRO 600 inc Clubman 600

## RACE 16 - SECTOR ANALYSIS

SECTOR 1 = FL to I1, SECTOR 2 = I1 to FL, DIFF = Difference To Personal Best Lap

<b>P1 14</b>		<b>Chris BURRAGE</b>		Yamaha - Saracen Racing/Seton Tuning		
IDEAL LAP TIME : 49.217		BEST LAP TIME : 49.217		DIFFERENCE : 0.000		
LAP	SECTOR 1	SECTOR 2	LAP TIME	MPH	DIFF	TIME OF DAY
1 -		19.884	55.022	79.03	5.805	16:50:22.132
2 -	30.153	19.851	50.004	86.96	0.787	16:51:12.136
3 -	30.125	19.693	49.818	87.28	0.601	16:52:01.954
4 -	29.989	19.700	49.689	87.51	0.472	16:52:51.643
5 -	29.800	19.791	49.591	87.68	0.374	16:53:41.234
6 -	30.053	19.802	49.855	87.22	0.638	16:54:31.089
7 -	30.146	19.761	49.907	87.13	0.690	16:55:20.996
8 -	30.024	19.852	49.876	87.18	0.659	16:56:10.872
9 -	29.907	19.649	49.556 (3)	87.75	0.339	16:57:00.428
10 -	30.068	19.739	49.807	87.30	0.590	16:57:50.235
11 -	29.769	19.618	49.387 (2)	88.05	0.170	16:58:39.622
12 -	<b>29.679</b>	<b>19.538</b>	<b>49.217 (1)</b>	<b>88.35</b>		<b>16:59:28.839</b>

<b>P2 66</b>		<b>Joe GOGGINS</b>		Yamaha - Lexicon racing		
IDEAL LAP TIME : 49.138		BEST LAP TIME : 49.138		DIFFERENCE : 0.000		
LAP	SECTOR 1	SECTOR 2	LAP TIME	MPH	DIFF	TIME OF DAY
1 -		19.952	55.754	77.99	6.616	16:50:22.864
2 -	30.564	19.881	50.445	86.20	1.307	16:51:13.309
3 -	30.288	19.832	50.120	86.76	0.982	16:52:03.429
4 -	30.169	19.750	49.919	87.11	0.781	16:52:53.348
5 -	30.044	19.781	49.825	87.27	0.687	16:53:43.173
6 -	29.873	19.548	49.421	87.99	0.283	16:54:32.594
7 -	29.825	19.560	49.385 (3)	88.05	0.247	16:55:21.979
8 -	29.808	19.588	49.396	88.03	0.258	16:56:11.375
9 -	29.731	19.568	49.299 (2)	88.20	0.161	16:57:00.674
10 -	30.303	19.661	49.964	87.03	0.826	16:57:50.638
11 -	29.876	19.575	49.451	87.93	0.313	16:58:40.089
12 -	<b>29.691</b>	<b>19.447</b>	<b>49.138 (1)</b>	<b>88.49</b>		<b>16:59:29.227</b>

<b>P3 173 C</b>		<b>Stephen DRAPER</b>		Yamaha -		
IDEAL LAP TIME : 49.098		BEST LAP TIME : 49.170		DIFFERENCE : 0.072		
LAP	SECTOR 1	SECTOR 2	LAP TIME	MPH	DIFF	TIME OF DAY
1 -		19.980	56.670	76.73	7.500	16:50:23.780
2 -	30.525	19.735	50.260	86.52	1.090	16:51:14.040
3 -	30.235	19.602	49.837	87.25	0.667	16:52:03.877
4 -	30.111	19.643	49.754	87.40	0.584	16:52:53.631
5 -	30.425	19.620	50.045	86.89	0.875	16:53:43.676
6 -	30.136	19.611	49.747	87.41	0.577	16:54:33.423
7 -	29.845	19.547	49.392 (3)	88.04	0.222	16:55:22.815
8 -	30.059	19.690	49.749	87.41	0.579	16:56:12.564
9 -	29.679	<b>19.514</b>	49.193 (2)	88.39	0.023	16:57:01.757
10 -	30.199	19.808	50.007	86.95	0.837	16:57:51.764
11 -	<b>29.584</b>	19.586	<b>49.170 (1)</b>	<b>88.44</b>		<b>16:58:40.934</b>
12 -	30.008	19.583	49.591	87.68	0.421	16:59:30.525

<b>P4 32 C</b>		<b>Mark PIPER</b>		Yamaha -		
IDEAL LAP TIME : 49.178		BEST LAP TIME : 49.328		DIFFERENCE : 0.150		
LAP	SECTOR 1	SECTOR 2	LAP TIME	MPH	DIFF	TIME OF DAY
1 -		19.868	55.968	77.69	6.640	16:50:23.078
2 -	30.615	19.832	50.447	86.20	1.119	16:51:13.525
3 -	30.301	19.751	50.052	86.88	0.724	16:52:03.577
4 -	30.219	19.768	49.987	86.99	0.659	16:52:53.564
5 -	30.301	19.682	49.983	87.00	0.655	16:53:43.547
6 -	30.035	19.744	49.779	87.35	0.451	16:54:33.326
7 -	<b>29.600</b>	19.728	<b>49.328 (1)</b>	<b>88.15</b>		<b>16:55:22.654</b>
8 -	29.661	19.727	49.388 (2)	88.04	0.060	16:56:12.042
9 -	29.765	19.682	49.447	87.94	0.119	16:57:01.489

Weather / Track : Cloudy / Dry

Brands Hatch Indy  
Circuit Length = 1.2079 miles  
Start: 16:49 Flag 16:59 End: 17:00

# BMCRC - MRO Championships 2015 - Rnd 9 @ Brands Hatch Indy

Team Respro MRO 600 inc Clubman 600

## RACE 16 - SECTOR ANALYSIS

SECTOR 1 = FL to I1, SECTOR 2 = I1 to FL, DIFF = Difference To Personal Best Lap

10 -	30.459	19.797	50.256	86.52	0.928	16:57:51.745
11 -	30.014	19.641	49.655	87.57	0.327	16:58:41.400
12 -	29.831	<b>19.578</b>	49.409 (3)	88.01	0.081	16:59:30.809

P5 61 C Oilly SAVAGE		Kawasaki - Validus-IVC Ltd				
IDEAL LAP TIME : 49.005		BEST LAP TIME : 49.051		DIFFERENCE : 0.046		
LAP	SECTOR 1	SECTOR 2	LAP TIME	MPH	DIFF	TIME OF DAY
1 -		19.890	56.878	76.45	7.827	16:50:23.988
2 -	31.086	19.916	51.002	85.26	1.951	16:51:14.990
3 -	30.463	19.869	50.332	86.39	1.281	16:52:05.322
4 -	30.447	19.467	49.914	87.12	0.863	16:52:55.236
5 -	30.107	19.562	49.669	87.55	0.618	16:53:44.905
6 -	30.288	19.464	49.752	87.40	0.701	16:54:34.657
7 -	30.025	19.508	49.533	87.79	0.482	16:55:24.190
8 -	30.027	19.603	49.630	87.62	0.579	16:56:13.820
9 -	<b>29.697</b>	19.501	49.198 (2)	88.38	0.147	16:57:03.018
10 -	29.919	19.601	49.520	87.81	0.469	16:57:52.538
11 -	29.735	19.316	<b>49.051 (1)</b>	<b>88.65</b>		<b>16:58:41.589</b>
12 -	29.976	<b>19.308</b>	49.284 (3)	88.23	0.233	16:59:30.873

P6 8 C Grant NEWSTEAD		Yamaha - Tinklers Motorcycles				
IDEAL LAP TIME : 49.239		BEST LAP TIME : 49.239		DIFFERENCE : 0.000		
LAP	SECTOR 1	SECTOR 2	LAP TIME	MPH	DIFF	TIME OF DAY
1 -		20.213	56.707	76.68	7.468	16:50:23.817
2 -	31.137	19.973	51.110	85.08	1.871	16:51:14.927
3 -	30.398	19.959	50.357	86.35	1.118	16:52:05.284
4 -	30.073	19.849	49.922	87.10	0.683	16:52:55.206
5 -	29.973	19.657	49.630	87.62	0.391	16:53:44.836
6 -	30.089	19.670	49.759	87.39	0.520	16:54:34.595
7 -	29.835	19.638	49.473 (2)	87.89	0.234	16:55:24.068
8 -	30.006	19.714	49.720	87.46	0.481	16:56:13.788
9 -	30.058	19.787	49.845	87.24	0.606	16:57:03.633
10 -	29.862	20.034	49.896	87.15	0.657	16:57:53.529
11 -	<b>29.639</b>	<b>19.600</b>	<b>49.239 (1)</b>	<b>88.31</b>		<b>16:58:42.768</b>
12 -	29.791	19.741	49.532 (3)	87.79	0.293	16:59:32.300

P7 74 C Joe MORPHETT		Yamaha -				
IDEAL LAP TIME : 49.260		BEST LAP TIME : 49.260		DIFFERENCE : 0.000		
LAP	SECTOR 1	SECTOR 2	LAP TIME	MPH	DIFF	TIME OF DAY
1 -		19.931	56.854	76.48	7.594	16:50:23.964
2 -	31.481	19.766	51.247	84.85	1.987	16:51:15.211
3 -	30.621	19.655	50.276	86.49	1.016	16:52:05.487
4 -	30.720	19.724	50.444	86.20	1.184	16:52:55.931
5 -	29.793	19.616	49.409 (2)	88.01	0.149	16:53:45.340
6 -	30.328	19.588	49.916	87.11	0.656	16:54:35.256
7 -	29.970	19.582	49.552	87.75	0.292	16:55:24.808
8 -	29.772	19.679	49.451	87.93	0.191	16:56:14.259
9 -	29.842	19.608	49.450 (3)	87.93	0.190	16:57:03.709
10 -	30.000	19.897	49.897	87.15	0.637	16:57:53.606
11 -	<b>29.747</b>	<b>19.513</b>	<b>49.260 (1)</b>	<b>88.27</b>		<b>16:58:42.866</b>
12 -	29.839	19.659	49.498	87.85	0.238	16:59:32.364

P8 5 Tom DEAN		Yamaha -				
IDEAL LAP TIME : 49.710		BEST LAP TIME : 49.952		DIFFERENCE : 0.242		
LAP	SECTOR 1	SECTOR 2	LAP TIME	MPH	DIFF	TIME OF DAY
1 -		20.771	58.528	74.29	8.576	16:50:25.638
2 -	31.842	20.269	52.111	83.44	2.159	16:51:17.749
3 -	31.737	20.326	52.063	83.52	2.111	16:52:09.812
4 -	30.471	19.816	50.287	86.47	0.335	16:53:00.099
5 -	30.477	20.054	50.531	86.05	0.579	16:53:50.630

Weather / Track : Cloudy / Dry

Brands Hatch Indy  
Circuit Length = 1.2079 miles  
Start: 16:49 Flag 16:59 End: 17:00

# BMCRC - MRO Championships 2015 - Rnd 9 @ Brands Hatch Indy

Team Respro MRO 600 inc Clubman 600

## RACE 16 - SECTOR ANALYSIS

SECTOR 1 = FL to I1, SECTOR 2 = I1 to FL, DIFF = Difference To Personal Best Lap

6 -	30.346	19.873	50.219	86.59	0.267	16:54:40.849
7 -	<b>29.984</b>	19.968	<b>49.952 (1)</b>	<b>87.05</b>		<b>16:55:30.801</b>
8 -	30.088	19.901	49.989 (2)	86.99	0.037	16:56:20.790
9 -	30.213	20.011	50.224	86.58	0.272	16:57:11.014
10 -	30.276	20.377	50.653	85.85	0.701	16:58:01.667
11 -	30.399	<b>19.726</b>	50.125 (3)	86.75	0.173	16:58:51.792
12 -	30.499	20.056	50.555	86.01	0.603	16:59:42.347

P9 36 Joe MUNCEY			Yamaha -			
IDEAL LAP TIME : 49.786		BEST LAP TIME : 49.859		DIFFERENCE : 0.073		
LAP	SECTOR 1	SECTOR 2	LAP TIME	MPH	DIFF	TIME OF DAY
1 -		20.877	58.738	74.03	8.879	16:50:25.848
2 -	32.096	20.181	52.277	83.18	2.418	16:51:18.125
3 -	31.469	20.405	51.874	83.83	2.015	16:52:09.999
4 -	30.775	19.807	50.582	85.97	0.723	16:53:00.581
5 -	30.382	19.874	50.256	86.52	0.397	16:53:50.837
6 -	30.774	19.779	50.553	86.02	0.694	16:54:41.390
7 -	30.465	19.718	50.183	86.65	0.324	16:55:31.573
8 -	30.177	<b>19.682</b>	<b>49.859 (1)</b>	<b>87.21</b>		<b>16:56:21.432</b>
9 -	30.297	19.684	49.981 (3)	87.00	0.122	16:57:11.413
10 -	30.297	20.025	50.322	86.41	0.463	16:58:01.735
11 -	<b>30.104</b>	19.791	49.895 (2)	87.15	0.036	16:58:51.630
12 -	30.664	20.200	50.864	85.49	1.005	16:59:42.494

P10 77 C Jamie TIBBLE			Honda - Barncroft Engineering			
IDEAL LAP TIME : 50.522		BEST LAP TIME : 50.566		DIFFERENCE : 0.044		
LAP	SECTOR 1	SECTOR 2	LAP TIME	MPH	DIFF	TIME OF DAY
1 -		20.452	57.940	75.05	7.374	16:50:25.050
2 -	31.529	20.199	51.728	84.06	1.162	16:51:16.778
3 -	31.156	20.417	51.573	84.31	1.007	16:52:08.351
4 -	30.993	20.141	51.134	85.04	0.568	16:52:59.485
5 -	30.843	20.084	50.927	85.38	0.361	16:53:50.412
6 -	31.514	20.171	51.685	84.13	1.119	16:54:42.097
7 -	30.863	20.122	50.985	85.29	0.419	16:55:33.082
8 -	30.659	19.993	50.652 (2)	85.85	0.086	16:56:23.734
9 -	30.793	20.063	50.856	85.50	0.290	16:57:14.590
10 -	30.744	<b>19.965</b>	50.709 (3)	85.75	0.143	16:58:05.299
11 -	30.637	20.092	50.729	85.72	0.163	16:58:56.028
12 -	<b>30.557</b>	20.009	<b>50.566 (1)</b>	<b>85.99</b>		<b>16:59:46.594</b>

P11 39 Shane SMITH			Triumph - Ridemoto.com			
IDEAL LAP TIME : 50.191		BEST LAP TIME : 50.339		DIFFERENCE : 0.148		
LAP	SECTOR 1	SECTOR 2	LAP TIME	MPH	DIFF	TIME OF DAY
1 -		20.422	58.762	74.00	8.423	16:50:25.872
2 -	31.769	20.145	51.914	83.76	1.575	16:51:17.786
3 -	31.365	20.510	51.875	83.82	1.536	16:52:09.661
4 -	31.715	<b>19.805</b>	51.520	84.40	1.181	16:53:01.181
5 -	<b>30.386</b>	19.953	<b>50.339 (1)</b>	<b>86.38</b>		<b>16:53:51.520</b>
6 -	30.876	19.843	50.719 (3)	85.73	0.380	16:54:42.239
7 -	31.296	19.889	51.185	84.95	0.846	16:55:33.424
8 -	30.922	19.817	50.739	85.70	0.400	16:56:24.163
9 -	30.922	19.853	50.775	85.64	0.436	16:57:14.938
10 -	30.827	19.907	50.734	85.71	0.395	16:58:05.672
11 -	31.021	20.183	51.204	84.92	0.865	16:58:56.876
12 -	30.575	20.128	50.703 (2)	85.76	0.364	16:59:47.579

P12 71 Daniel ANDERSON			Triumph -			
IDEAL LAP TIME : 50.446		BEST LAP TIME : 50.484		DIFFERENCE : 0.038		
LAP	SECTOR 1	SECTOR 2	LAP TIME	MPH	DIFF	TIME OF DAY
1 -		20.782	59.516	73.06	9.032	16:50:26.626

Weather / Track : Cloudy / Dry

Brands Hatch Indy  
Circuit Length = 1.2079 miles  
Start: 16:49 Flag 16:59 End: 17:00

# BMCRC - MRO Championships 2015 - Rnd 9 @ Brands Hatch Indy

Team Respro MRO 600 inc Clubman 600

## RACE 16 - SECTOR ANALYSIS

SECTOR 1 = FL to I1, SECTOR 2 = I1 to FL, DIFF = Difference To Personal Best Lap

2 -	32.001	20.310	52.311	83.12	1.827	16:51:18.937
3 -	31.067	20.201	51.268	84.82	0.784	16:52:10.205
4 -	31.301	20.275	51.576	84.31	1.092	16:53:01.781
5 -	30.911	20.008	50.919	85.40	0.435	16:53:52.700
6 -	30.681	20.239	50.920	85.40	0.436	16:54:43.620
7 -	30.676	19.903	50.579 (2)	85.97	0.095	16:55:34.199
<b>8 -</b>	<b>30.585</b>	19.899	<b>50.484 (1)</b>	<b>86.13</b>		<b>16:56:24.683</b>
9 -	30.803	19.899	50.702 (3)	85.76	0.218	16:57:15.385
10 -	30.896	<b>19.861</b>	50.757	85.67	0.273	16:58:06.142
11 -	30.904	20.008	50.912	85.41	0.428	16:58:57.054
12 -	30.855	20.098	50.953	85.34	0.469	16:59:48.007

P13 87 C Simon SCHUG			Yamaha - Mak Fencing/Go Racing			
IDEAL LAP TIME : 50.408		BEST LAP TIME : 50.473	DIFFERENCE : 0.065			
LAP	SECTOR 1	SECTOR 2	LAP TIME	MPH	DIFF	TIME OF DAY

1 -		20.926	59.215	73.43	8.742	16:50:26.325
2 -	31.837	20.350	52.187	83.32	1.714	16:51:18.512
3 -	31.674	20.285	51.959	83.69	1.486	16:52:10.471
4 -	31.390	20.121	51.511	84.42	1.038	16:53:01.982
5 -	31.232	20.117	51.349	84.68	0.876	16:53:53.331
6 -	30.758	20.116	50.874	85.47	0.401	16:54:44.205
7 -	30.649	20.011	50.660	85.83	0.187	16:55:34.865
8 -	30.672	20.157	50.829	85.55	0.356	16:56:25.694
<b>9 -</b>	<b>30.434</b>	20.039	<b>50.473 (1)</b>	<b>86.15</b>		<b>16:57:16.167</b>
10 -	30.947	20.066	51.013	85.24	0.540	16:58:07.180
11 -	<b>30.419</b>	20.076	50.495 (2)	86.11	0.022	16:58:57.675
12 -	30.653	<b>19.989</b>	50.642 (3)	85.86	0.169	16:59:48.317

P14 27 C Rob EYRE			Triumph -			
IDEAL LAP TIME : 50.372		BEST LAP TIME : 50.427	DIFFERENCE : 0.055			
LAP	SECTOR 1	SECTOR 2	LAP TIME	MPH	DIFF	TIME OF DAY

1 -		20.693	1:00.244	72.18	9.817	16:50:27.354
2 -	32.277	20.574	52.851	82.28	2.424	16:51:20.205
3 -	31.346	20.565	51.911	83.77	1.484	16:52:12.116
4 -	31.366	20.091	51.457	84.50	1.030	16:53:03.573
<b>5 -</b>	<b>30.432</b>	19.995	<b>50.427 (1)</b>	<b>86.23</b>		<b>16:53:54.000</b>
6 -	30.593	<b>19.940</b>	50.533 (3)	86.05	0.106	16:54:44.533
7 -	30.741	20.075	50.816	85.57	0.389	16:55:35.349
8 -	30.602	19.993	50.595	85.94	0.168	16:56:25.944
9 -	30.572	19.976	50.548	86.02	0.121	16:57:16.492
10 -	30.749	20.194	50.943	85.36	0.516	16:58:07.435
11 -	30.469	20.013	50.482 (2)	86.14	0.055	16:58:57.917
12 -	30.648	20.149	50.797	85.60	0.370	16:59:48.714

P15 79 C David WAKE			Yamaha -			
IDEAL LAP TIME : 50.333		BEST LAP TIME : 50.532	DIFFERENCE : 0.199			
LAP	SECTOR 1	SECTOR 2	LAP TIME	MPH	DIFF	TIME OF DAY

1 -		21.019	1:01.236	71.01	10.704	16:50:28.346
2 -	34.012	20.745	54.757	79.41	4.225	16:51:23.103
3 -	32.111	20.678	52.789	82.37	2.257	16:52:15.892
4 -	31.606	20.809	52.415	82.96	1.883	16:53:08.307
5 -	30.834	20.202	51.036	85.20	0.504	16:53:59.343
6 -	31.084	20.313	51.397	84.60	0.865	16:54:50.740
7 -	30.720	20.028	50.748 (3)	85.69	0.216	16:55:41.488
8 -	30.699	<b>19.993</b>	50.692 (2)	85.78	0.160	16:56:32.180
<b>9 -</b>	<b>30.340</b>	20.192	<b>50.532 (1)</b>	<b>86.05</b>		<b>16:57:22.712</b>
10 -	30.820	20.554	51.374	84.64	0.842	16:58:14.086
11 -	31.046	20.330	51.376	84.64	0.844	16:59:05.462
12 -	30.670	20.357	51.027	85.22	0.495	16:59:56.489

Weather / Track : Cloudy / Dry

Brands Hatch Indy  
Circuit Length = 1.2079 miles  
Start: 16:49 Flag 16:59 End: 17:00



# BMCRC - MRO Championships 2015 - Rnd 9 @ Brands Hatch Indy

Team Respro MRO 600 inc Clubman 600

## RACE 16 - SECTOR ANALYSIS

SECTOR 1 = FL to I1, SECTOR 2 = I1 to FL, DIFF = Difference To Personal Best Lap

<b>P16 120 C</b>		<b>David COMBRINCK</b>		Kawasaki -		
IDEAL LAP TIME : 51.459		BEST LAP TIME : 51.459		DIFFERENCE : 0.000		
LAP	SECTOR 1	SECTOR 2	LAP TIME	MPH	DIFF	TIME OF DAY
1 -		20.805	59.740	72.79	8.281	16:50:26.850
2 -	32.159	20.394	52.553	82.74	1.094	16:51:19.403
3 -	31.526	20.588	52.114	83.44	0.655	16:52:11.517
4 -	31.565	20.345	51.910	83.77	0.451	16:53:03.427
5 -	31.477	20.273	51.750 (3)	84.03	0.291	16:53:55.177
6 -	31.489	20.261	51.750 (3)	84.03	0.291	16:54:46.927
7 -	31.380	20.350	51.730 (2)	84.06	0.271	16:55:38.657
8 -	<b>31.224</b>	<b>20.235</b>	<b>51.459 (1)</b>	<b>84.50</b>		<b>16:56:30.116</b>
9 -	31.789	20.597	52.386	83.01	0.927	16:57:22.502
10 -	31.555	20.296	51.851	83.86	0.392	16:58:14.353
11 -	31.736	20.482	52.218	83.27	0.759	16:59:06.571
12 -	31.659	20.409	52.068	83.51	0.609	16:59:58.639

<b>P17 37 C</b>		<b>James PARISH</b>		Suzuki - HPS Motorcycles, Licharz Engineering Plastics, Leonar		
IDEAL LAP TIME : 51.292		BEST LAP TIME : 51.444		DIFFERENCE : 0.152		
LAP	SECTOR 1	SECTOR 2	LAP TIME	MPH	DIFF	TIME OF DAY
1 -		21.112	1:01.159	71.10	9.715	16:50:28.269
2 -	33.601	20.840	54.441	79.87	2.997	16:51:22.710
3 -	32.221	20.707	52.928	82.16	1.484	16:52:15.638
4 -	32.006	20.988	52.994	82.05	1.550	16:53:08.632
5 -	31.850	20.667	52.517	82.80	1.073	16:54:01.149
6 -	31.207	20.537	51.744 (3)	84.04	0.300	16:54:52.893
7 -	31.233	20.538	51.771	83.99	0.327	16:55:44.664
8 -	31.276	20.692	51.968	83.67	0.524	16:56:36.632
9 -	<b>30.862</b>	20.582	<b>51.444 (1)</b>	<b>84.53</b>		<b>16:57:28.076</b>
10 -	31.034	<b>20.430</b>	51.464 (2)	84.49	0.020	16:58:19.540
11 -	31.128	20.722	51.850	83.86	0.406	16:59:11.390
12 -	31.382	20.818	52.200	83.30	0.756	17:00:03.590

<b>P18 159 C</b>		<b>Jack HARVEY</b>		Yamaha -		
IDEAL LAP TIME : 51.865		BEST LAP TIME : 51.886		DIFFERENCE : 0.021		
LAP	SECTOR 1	SECTOR 2	LAP TIME	MPH	DIFF	TIME OF DAY
1 -		21.215	1:01.701	70.47	9.815	16:50:28.811
2 -	33.201	20.905	54.106	80.37	2.220	16:51:22.917
3 -	32.145	20.844	52.989	82.06	1.103	16:52:15.906
4 -	31.943	20.951	52.894	82.21	1.008	16:53:08.800
5 -	32.103	20.840	52.943	82.13	1.057	16:54:01.743
6 -	31.496	20.574	52.070	83.51	0.184	16:54:53.813
7 -	31.548	20.557	52.105	83.45	0.219	16:55:45.918
8 -	31.605	20.445	52.050 (3)	83.54	0.164	16:56:37.968
9 -	<b>31.423</b>	20.463	<b>51.886 (1)</b>	<b>83.81</b>		<b>16:57:29.854</b>
10 -	31.593	<b>20.442</b>	52.035 (2)	83.57	0.149	16:58:21.889
11 -	31.528	20.836	52.364	83.04	0.478	16:59:14.253
12 -	31.482	20.584	52.066	83.52	0.180	17:00:06.319

<b>P19 7 C</b>		<b>Mitch DUCRAN</b>		Yamaha -		
IDEAL LAP TIME : 51.736		BEST LAP TIME : 51.818		DIFFERENCE : 0.082		
LAP	SECTOR 1	SECTOR 2	LAP TIME	MPH	DIFF	TIME OF DAY
1 -		21.130	1:02.051	70.08	10.233	16:50:29.161
2 -	33.213	21.064	54.277	80.11	2.459	16:51:23.438
3 -	32.430	20.682	53.112	81.87	1.294	16:52:16.550
4 -	31.856	20.624	52.480	82.86	0.662	16:53:09.030
5 -	32.363	20.572	52.935	82.14	1.117	16:54:01.965
6 -	31.635	20.809	52.444	82.91	0.626	16:54:54.409
7 -	31.655	20.694	52.349	83.06	0.531	16:55:46.758
8 -	32.077	20.561	52.638	82.61	0.820	16:56:39.396
9 -	<b>31.351</b>	20.467	<b>51.818 (1)</b>	<b>83.92</b>		<b>16:57:31.214</b>

Weather / Track : Cloudy / Dry

Brands Hatch Indy  
Circuit Length = 1.2079 miles  
Start: 16:49 Flag 16:59 End: 17:00

# BMCRC - MRO Championships 2015 - Rnd 9 @ Brands Hatch Indy

Team Respro MRO 600 inc Clubman 600

## RACE 16 - SECTOR ANALYSIS

SECTOR 1 = FL to I1, SECTOR 2 = I1 to FL, DIFF = Difference To Personal Best Lap

10 -	31.841	<b>20.385</b>	52.226	83.26	0.408	16:58:23.440
11 -	31.399	20.818	52.217 (3)	83.27	0.399	16:59:15.657
12 -	31.467	20.475	51.942 (2)	83.72	0.124	17:00:07.599

P20 55 C Paul GARNER			Yamaha - Area 51 Racing			
IDEAL LAP TIME : 51.637		BEST LAP TIME : 51.813		DIFFERENCE : 0.176		
LAP	SECTOR 1	SECTOR 2	LAP TIME	MPH	DIFF	TIME OF DAY
1 -		21.156	1:00.995	71.29	9.182	16:50:28.105
2 -	33.400	20.917	54.317	80.05	2.504	16:51:22.422
3 -	32.156	20.839	52.995	82.05	1.182	16:52:15.417
4 -	31.892	21.025	52.917	82.17	1.104	16:53:08.334
5 -	32.408	20.876	53.284	81.61	1.471	16:54:01.618
6 -	31.791	20.619	52.410	82.97	0.597	16:54:54.028
7 -	31.816	20.977	52.793	82.37	0.980	16:55:46.821
8 -	<b>31.260</b>	20.553	<b>51.813 (1)</b>	<b>83.92</b>		<b>16:56:38.634</b>
9 -	31.553	20.563	52.116 (3)	83.44	0.303	16:57:30.750
10 -	31.587	<b>20.377</b>	51.964 (2)	83.68	0.151	16:58:22.714
11 -	31.871	20.749	52.620	82.64	0.807	16:59:15.334
12 -	31.894	20.666	52.560	82.73	0.747	17:00:07.894

P21 56 C Michael MILLS			Yamaha - Area 51 Racing			
IDEAL LAP TIME : 52.013		BEST LAP TIME : 52.091		DIFFERENCE : 0.078		
LAP	SECTOR 1	SECTOR 2	LAP TIME	MPH	DIFF	TIME OF DAY
1 -		20.963	1:01.770	70.39	9.679	16:50:28.880
2 -	33.330	20.787	54.117	80.35	2.026	16:51:22.997
3 -	32.465	20.605	53.070	81.94	0.979	16:52:16.067
4 -	32.022	20.778	52.800	82.35	0.709	16:53:08.867
5 -	32.693	20.500	53.193	81.75	1.102	16:54:02.060
6 -	32.080	20.500	52.580	82.70	0.489	16:54:54.640
7 -	31.799	20.564	52.363	83.04	0.272	16:55:47.003
8 -	32.012	20.525	52.537	82.77	0.446	16:56:39.540
9 -	31.728	<b>20.371</b>	52.099 (2)	83.46	0.008	16:57:31.639
10 -	31.664	20.475	52.139 (3)	83.40	0.048	16:58:23.778
11 -	<b>31.642</b>	20.449	<b>52.091 (1)</b>	<b>83.48</b>		<b>16:59:15.869</b>
12 -	31.716	20.633	52.349	83.06	0.258	17:00:08.218

P22 95 Simon MEADOWS			Triumph - myself			
IDEAL LAP TIME : 52.710		BEST LAP TIME : 53.111		DIFFERENCE : 0.401		
LAP	SECTOR 1	SECTOR 2	LAP TIME	MPH	DIFF	TIME OF DAY
1 -		21.726	1:03.367	68.62	10.256	16:50:30.477
2 -	33.103	20.941	54.044	80.46	0.933	16:51:24.521
3 -	32.565	20.954	53.519	81.25	0.408	16:52:18.040
4 -	32.997	21.102	54.099	80.38	0.988	16:53:12.139
5 -	32.744	21.152	53.896	80.68	0.785	16:54:06.035
6 -	32.772	21.078	53.850	80.75	0.739	16:54:59.885
7 -	32.665	21.059	53.724	80.94	0.613	16:55:53.609
8 -	32.422	21.061	53.483	81.30	0.372	16:56:47.092
9 -	32.129	21.149	53.278	81.62	0.167	16:57:40.370
10 -	32.258	20.897	53.155 (3)	81.80	0.044	16:58:33.525
11 -	32.256	<b>20.855</b>	<b>53.111 (1)</b>	<b>81.87</b>		<b>16:59:26.636</b>
12 -	<b>31.855</b>	21.286	53.141 (2)	81.83	0.030	17:00:19.777

P23 88 Austin WREN			Triumph - Factory Finish			
IDEAL LAP TIME : 53.119		BEST LAP TIME : 53.139		DIFFERENCE : 0.020		
LAP	SECTOR 1	SECTOR 2	LAP TIME	MPH	DIFF	TIME OF DAY
1 -		21.738	1:03.208	68.79	10.069	16:50:30.318
2 -	34.166	21.630	55.796	77.93	2.657	16:51:26.114
3 -	32.769	21.521	54.290	80.09	1.151	16:52:20.404
4 -	32.502	21.139	53.641	81.06	0.502	16:53:14.045
5 -	32.290	21.246	53.536 (3)	81.22	0.397	16:54:07.581

Weather / Track : Cloudy / Dry

Brands Hatch Indy  
Circuit Length = 1.2079 miles  
Start: 16:49 Flag 16:59 End: 17:00

# BMCRC - MRO Championships 2015 - Rnd 9 @ Brands Hatch Indy

Team Respro MRO 600 inc Clubman 600

## RACE 16 - SECTOR ANALYSIS

SECTOR 1 = FL to I1, SECTOR 2 = I1 to FL, DIFF = Difference To Personal Best Lap

6 -	<b>32.163</b>	20.976	<b>53.139 (1)</b>	<b>81.83</b>			<b>16:55:00.720</b>
7 -	32.206	<b>20.956</b>	53.162 (2)	81.79	0.023		16:55:53.882
8 -	32.655	21.011	53.666	81.03	0.527		16:56:47.548
9 -	32.310	21.258	53.568	81.17	0.429		16:57:41.116
10 -	32.399	21.195	53.594	81.13	0.455		16:58:34.710
11 -	32.606	21.209	53.815	80.80	0.676		16:59:28.525
12 -	32.924	21.788	54.712	79.48	1.573		17:00:23.237

P24 147 C Sean CHASTON			Yamaha - Hyside Motorcycles			
IDEAL LAP TIME : 53.123		BEST LAP TIME : 53.253		DIFFERENCE : 0.130		
LAP	SECTOR 1	SECTOR 2	LAP TIME	MPH	DIFF	TIME OF DAY
1 -		21.873	1:03.938	68.01	10.685	16:50:31.048
2 -	33.918	21.326	55.244	78.71	1.991	16:51:26.292
3 -	33.064	21.153	54.217	80.20	0.964	16:52:20.509
4 -	32.825	20.985	53.810	80.81	0.557	16:53:14.319
5 -	32.522	<b>20.874</b>	53.396 (3)	81.44	0.143	16:54:07.715
6 -	32.468	21.038	53.506	81.27	0.253	16:55:01.221
7 -	32.339	21.006	53.345 (2)	81.51	0.092	16:55:54.566
8 -	32.323	20.930	<b>53.253 (1)</b>	<b>81.65</b>		<b>16:56:47.819</b>
9 -	<b>32.249</b>	21.353	53.602	81.12	0.349	16:57:41.421
10 -	32.439	20.992	53.431	81.38	0.178	16:58:34.852
11 -	32.826	20.979	53.805	80.82	0.552	16:59:28.657

P25 72 C Darren WARNER			Yamaha -			
IDEAL LAP TIME : 54.383		BEST LAP TIME : 54.737		DIFFERENCE : 0.354		
LAP	SECTOR 1	SECTOR 2	LAP TIME	MPH	DIFF	TIME OF DAY
1 -		21.904	1:04.640	67.27	9.903	16:50:31.750
2 -	33.977	21.786	55.763	77.98	1.026	16:51:27.513
3 -	33.452	21.753	55.205	78.77	0.468	16:52:22.718
4 -	33.808	21.755	55.563	78.26	0.826	16:53:18.281
5 -	33.531	<b>21.501</b>	55.032 (2)	79.01	0.295	16:54:13.313
6 -	33.639	21.518	55.157	78.84	0.420	16:55:08.470
7 -	<b>32.882</b>	21.855	<b>54.737 (1)</b>	<b>79.44</b>		<b>16:56:03.207</b>
8 -	33.784	21.641	55.425	78.45	0.688	16:56:58.632
9 -	33.514	21.617	55.131 (3)	78.87	0.394	16:57:53.763
10 -	33.407	21.756	55.163	78.83	0.426	16:58:48.926
11 -	33.381	22.180	55.561	78.26	0.824	16:59:44.487

P26 49 C Ross McLURG			Kawasaki - E.D.I. Building			
IDEAL LAP TIME : 51.185		BEST LAP TIME : 51.359		DIFFERENCE : 0.174		
LAP	SECTOR 1	SECTOR 2	LAP TIME	MPH	DIFF	TIME OF DAY
1 -		20.873	1:00.032	72.43	8.673	16:50:27.142
2 -	32.195	20.535	52.730	82.46	1.371	16:51:19.872
3 -	31.354	21.043	52.397	82.99	1.038	16:52:12.269
4 -	31.457	<b>20.235</b>	51.692 (2)	84.12	0.333	16:53:03.961
5 -	31.353	20.360	51.713 (3)	84.09	0.354	16:53:55.674
6 -	31.297	20.628	51.925	83.74	0.566	16:54:47.599
7 -	31.235	20.483	51.718	84.08	0.359	16:55:39.317
8 -	<b>30.950</b>	20.409	<b>51.359 (1)</b>	<b>84.67</b>		<b>16:56:30.676</b>
9 -	31.433	21.901	53.334	81.53	1.975	16:57:24.010
10 -	31.852	20.645	52.497	82.83	1.138	16:58:16.507

Weather / Track : Cloudy / Dry

Brands Hatch Indy  
Circuit Length = 1.2079 miles  
Start: 16:49 Flag 16:59 End: 17:00

# BMCRC - MRO Championships 2015 - Rnd 9 @ Brands Hatch Indy

Team Respro MRO 600 inc Clubman 600

## RACE 16 - BEST SECTORS

SECTOR 1			SECTOR 2			IDEAL / BEST COMPARISON						
POS	NO	NAME	TIME	NO	NAME	TIME	POS	NO	NAME	IDEAL	BEST	DIFF
									<b>PERFECT LAP</b>	<b>48.892</b>		
1	173	DRAPER	<b>29.584</b>	61	SAVAGE	<b>19.308</b>	1	61	SAVAGE	49.005	49.051	0.046
2	32	PIPER	<b>29.600</b>	66	GOGGINS	<b>19.447</b>	2	173	DRAPER	49.098	49.170	0.072
3	8	NEWSTEAD	<b>29.639</b>	74	MORPHETT	<b>19.513</b>	3	66	GOGGINS	49.138	49.138	0.000
4	14	BURRAGE	<b>29.679</b>	173	DRAPER	<b>19.514</b>	4	32	PIPER	49.178	49.328	0.150
5	66	GOGGINS	<b>29.691</b>	14	BURRAGE	<b>19.538</b>	5	14	BURRAGE	49.217	49.217	0.000
6	61	SAVAGE	<b>29.697</b>	32	PIPER	<b>19.578</b>	6	8	NEWSTEAD	49.239	49.239	0.000
7	74	MORPHETT	<b>29.747</b>	8	NEWSTEAD	<b>19.600</b>	7	74	MORPHETT	49.260	49.260	0.000
8	5	DEAN	<b>29.984</b>	36	MUNCEY	<b>19.682</b>	8	5	DEAN	49.710	49.952	0.242
9	36	MUNCEY	<b>30.104</b>	5	DEAN	<b>19.726</b>	9	36	MUNCEY	49.786	49.859	0.073
10	79	WAKE	<b>30.340</b>	39	SMITH	<b>19.805</b>	10	39	SMITH	50.191	50.339	0.148
11	39	SMITH	<b>30.386</b>	71	ANDERSON	<b>19.861</b>	11	79	WAKE	50.333	50.532	0.199
12	87	SCHUG	<b>30.419</b>	27	EYRE	<b>19.940</b>	12	27	EYRE	50.372	50.427	0.055
13	27	EYRE	<b>30.432</b>	77	TIBBLE	<b>19.965</b>	13	87	SCHUG	50.408	50.473	0.065
14	77	TIBBLE	<b>30.557</b>	87	SCHUG	<b>19.989</b>	14	71	ANDERSON	50.446	50.484	0.038
15	71	ANDERSON	<b>30.585</b>	79	WAKE	<b>19.993</b>	15	77	TIBBLE	50.522	50.566	0.044
16	37	PARISH	<b>30.862</b>	49	McLURG	<b>20.235</b>	16	49	McLURG	51.185	51.359	0.174
17	49	McLURG	<b>30.950</b>	120	COMBRINCK	<b>20.235</b>	17	37	PARISH	51.292	51.444	0.152
18	120	COMBRINCK	<b>31.224</b>	56	MILLS	<b>20.371</b>	18	120	COMBRINCK	51.459	51.459	0.000
19	55	GARNER	<b>31.260</b>	55	GARNER	<b>20.377</b>	19	55	GARNER	51.637	51.813	0.176
20	7	DUCRAN	<b>31.351</b>	7	DUCRAN	<b>20.385</b>	20	7	DUCRAN	51.736	51.818	0.082
21	159	HARVEY	<b>31.423</b>	37	PARISH	<b>20.430</b>	21	159	HARVEY	51.865	51.886	0.021
22	56	MILLS	<b>31.642</b>	159	HARVEY	<b>20.442</b>	22	56	MILLS	52.013	52.091	0.078
23	95	MEADOWS	<b>31.855</b>	95	MEADOWS	<b>20.855</b>	23	95	MEADOWS	52.710	53.111	0.401
24	88	WREN	<b>32.163</b>	147	CHASTON	<b>20.874</b>	24	88	WREN	53.119	53.139	0.020
25	147	CHASTON	<b>32.249</b>	88	WREN	<b>20.956</b>	25	147	CHASTON	53.123	53.253	0.130
26	72	WARNER	<b>32.882</b>	72	WARNER	<b>21.501</b>	26	72	WARNER	54.383	54.737	0.354

Weather / Track : Cloudy / Dry

Results can be found at [www.tsl-timing.com](http://www.tsl-timing.com)

Brands Hatch Indy  
Circuit Length = 1.2079 miles  
Start: 16:49 Flag 16:59 End: 17:00

Printed - 17:01 Sunday, 04 October 2015



# MRO Powerbikes inc Clubman 1000 & BMCRC Rookie 1000

**Brands Hatch Indy**

**3<sup>rd</sup> & 4<sup>th</sup> October 2015**



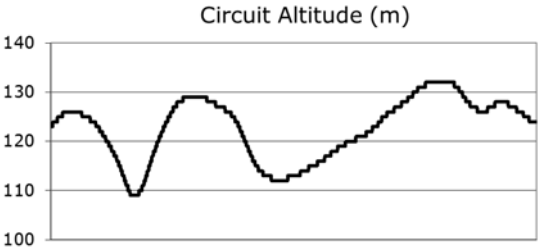
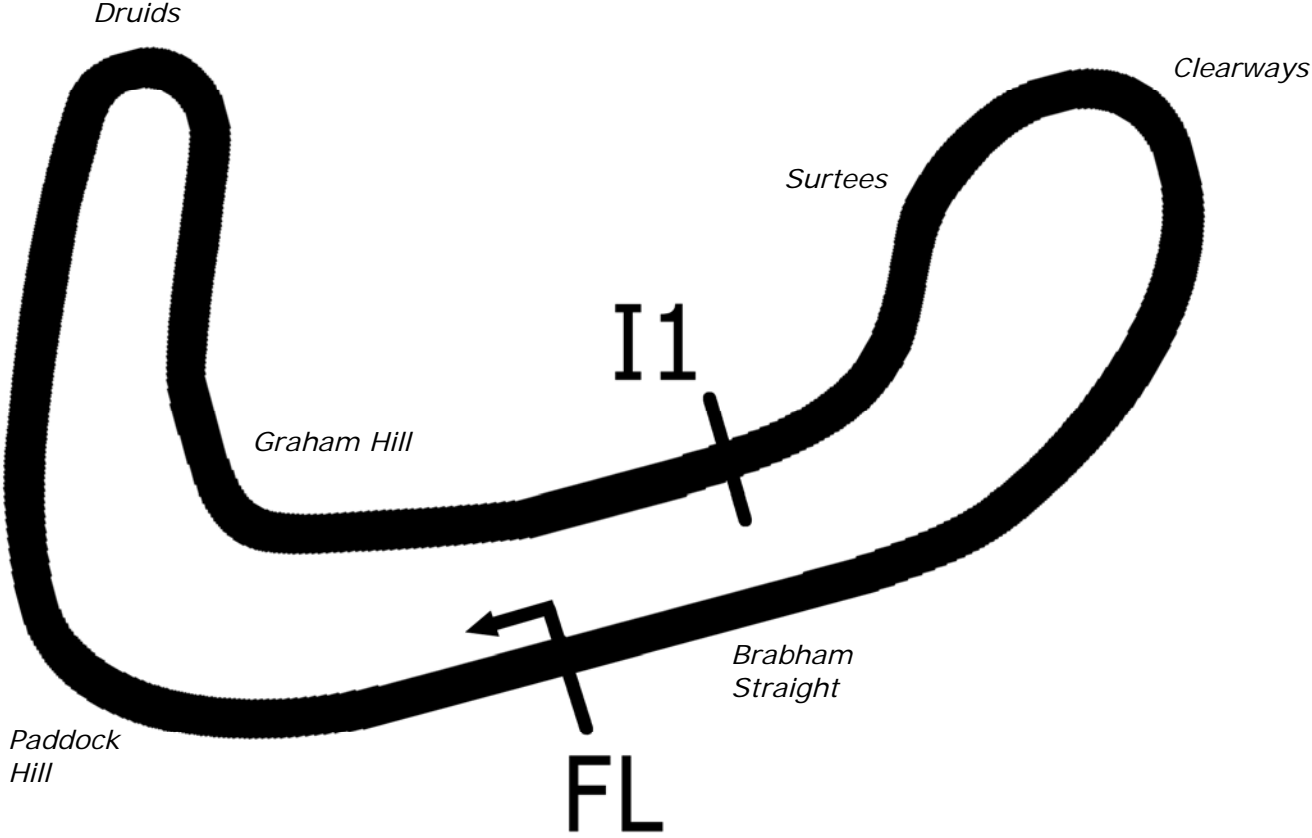
Results Provided by Timing Solutions Ltd  
[www.tsl-timing.com](http://www.tsl-timing.com)

# Brands Hatch Indy



SPORTS TIMING

TIMING SOLUTIONS LTD



Length	1.2079 miles	1944.0 m	
FL		51.36032 N	0.26032 E
I1	1112m	51.35934 N	0.25955 E
Pit Entry	1669m	51.35911 N	0.25743 E
Pit Exit	83m after FL	51.36017 N	0.26051 E
Pit Entry–Pit Exit 332m, 19.9s @60kph, 14.9s @80kph			

# BMCRC - MRO Championships 2015 - Rnd 9 @ Brands Hatch Indy

ePayMe MRO Powerbikes inc Clubman 1000 & BMCRC Rookie 1000



## QUALIFYING - CLASSIFICATION

POS	NO	CL	PIC NAME	ENTRY	TIME	ON	LAPS	GAP	DIFF	MPH
1	47		1 Daryl DANCE	BMW - 2 brothers scaffolding/Dad	48.297	10	10			90.03
2	158		2 Seb KELLY	Suzuki - Go racing Developments	48.413	9	9	0.116	0.116	89.82
3	171		3 John BUTLER	Kawasaki - Butler-Hills Ltd	48.545	4	5	0.248	0.132	89.57
4	21		4 Peter BAKER	Kawasaki -	48.655	4	11	0.358	0.110	89.37
5	3		5 Colin PARKER	Kawasaki - Global Robots	48.763	4	10	0.466	0.108	89.17
6	58		6 Jamie LOVEDAY	Kawasaki - Insignia signs	49.141	4	7	0.844	0.378	88.49
7	72		7 Michael O'BRIEN	Yamaha -	49.142	9	9	0.845	0.001	88.49
8	92	C	1 Mark SYKES	Kawasaki - Mark Bowden / Tilted Barrel / Sykes Roofing	49.423	4	10	1.126	0.281	87.98
9	141	C	2 Ramone DURRANI	Kawasaki -	49.701	8	10	1.404	0.278	87.49
10	31	C	3 Jack CROUCHER	Kawasaki - co-Tron	50.080	4	9	1.783	0.379	86.83
11	76		8 Jason BYARD	Suzuki - May Construction	50.297	5	9	2.000	0.217	86.45
12	24	C	4 Alan SMITH	Kawasaki - Mervyn Lambert Plant / Orwells Mcs	50.310	10	10	2.013	0.013	86.43
13	17	C	5 Luke ZUCHOWSKI	BMW -	50.316	7	9	2.019	0.006	86.42
14	142	C	6 Ross BARNES	Kawasaki - FPRacing Chasbikes	50.628	10	10	2.331	0.312	85.89
15	78	R	1 Shane HERBERT	Kawasaki - FutureMoto/ Whitecroft Lighting	50.703	7	10	2.406	0.075	85.76
16	27	R	2 Dan COX	BMW - DC Racing/ Oakwood Joinery LTD	50.981	7	10	2.684	0.278	85.29
17	52	R	3 Lee BARRETT	Honda - LKJ contract cleaning	51.232	8	9	2.935	0.251	84.88
18	46	C	7 Simon GATES	Yamaha - No Talentino Rossi (Team FATI Yamaha)	51.873	9	10	3.576	0.641	83.83
19	29	R	4 Aaron COADY	Kawasaki - Palmer Performance / Tyres4Bikes	51.891	5	5	3.594	0.018	83.80
20	57	C	8 David MILLS	Kawasaki - Area 51 Racing	51.903	8	9	3.606	0.012	83.78
21	74	C	9 Andrew BURKE	Honda -	52.023	8	10	3.726	0.120	83.59
22	79	R	5 Rodney HACLIN	Suzuki - www.manormews.co.uk	52.188	9	10	3.891	0.165	83.32
23	131	C	10 Ashley FRANCIS	Kawasaki -	52.191	4	10	3.894	0.003	83.32
24	91	R	6 Mark O'BRIEN	Ducati - obrienhifi.com	52.298	9	9	4.001	0.107	83.15
25	26	R	7 Eiren LONGWILL	Honda -	52.463	9	9	4.166	0.165	82.88
26	41	R	8 Steven YOUNG	Honda -	52.578	8	9	4.281	0.115	82.70
27	25	R	9 Louis BARTLETT	Kawasaki - Mcmillian williams Solicitors	53.216	8	9	4.919	0.638	81.71
28	39	R	10 Antony COPLEY	Kawasaki -	53.240	9	9	4.943	0.024	81.67
29	5	R	11 Loris KING	Ducati - RK Racing, DMPerformance	53.241	8	9	4.944	0.001	81.67
30	37	C	11 Aldo MORELLO	BMW - UK Roofing & Plastics Supplies Ltd	53.294	9	9	4.997	0.053	81.59
31	85	C	12 John DAVIS	Yamaha -	53.392	8	8	5.095	0.098	81.44
32	178	C	13 Dan BEIGHTON	Kawasaki - ddb plumbing and heating	54.533	8	9	6.236	1.141	79.74
33	71	R	12 Damon OFFER	Suzuki - Ace Osteopaths	54.622	4	4	6.325	0.089	79.61
34	69	R	13 Patrick ABBONDANZA	Kawasaki -	55.112	5	7	6.815	0.490	78.90
35	18	C	14 Peter HOBDAV	Kawasaki - Priority Hotel	55.158	9	9	6.861	0.046	78.83
36	19	C	15 Chris LAY	Kawasaki -	55.373	7	9	7.076	0.215	78.53
37	44	R	14 Kevan BARRETT	Kawasaki - LKJ Contracts	57.055	3	7	8.758	1.682	76.21
38	771	R	15 Daniel GIBBS	Suzuki - Thomas Racing	58.439	6	8	10.142	1.384	74.41

Weather / Track : Cloudy / Dry

These results are provisional until the conclusion of any judicial and technical matters.

Brands Hatch Indy

Circuit Length = 1.2079 miles

Start: 12:04 Flag 12:15 End: 12:15

Clerk Of Course :	Timekeeper :
-------------------	--------------

Results can be found at [www.tsl-timing.com](http://www.tsl-timing.com)

Printed - 12:16 Saturday, 03 October 2015



# BMCRC - MRO Championships 2015 - Rnd 9 @ Brands Hatch Indy

## ePayMe MRO Powerbikes inc Clubman 1000 & BMCRC Rookie 1000

### QUALIFYING - SECTOR ANALYSIS

SECTOR 1 = FL to I1, SECTOR 2 = I1 to FL, DIFF = Difference To Personal Best Lap

P1 47		Daryl DANCE		BMW - 2 brothers scaffolding/Dad			
IDEAL LAP TIME : 48.297		BEST LAP TIME : 48.297		DIFFERENCE : 0.000			
LAP	SECTOR 1	SECTOR 2	LAP TIME	MPH	DIFF	TIME OF DAY	
1 -	31.511	20.088	51.599	84.27	3.302	12:06:09.650	
2 -	30.199	19.495	49.694	87.50	1.397	12:06:59.344	
3 -	29.517	19.251	48.768 (3)	89.16	0.471	12:07:48.112	
4 -	29.244	19.424	48.668 (2)	89.35	0.371	12:08:36.780	
5 -	30.160	19.761	49.921	87.10	1.624	12:09:26.701	
6 -	30.780	19.668	50.448	86.19	2.151	12:10:17.149	
7 -	30.816	20.532	51.348	84.68	3.051	12:11:08.497	
8 -	30.724	IN PIT	1:24.149 P	51.67	35.852	12:12:32.646	
9 -	OUTLAP	19.356	51.669	84.16	3.372	12:13:24.315	
10 -	<b>29.115</b>	<b>19.182</b>	<b>48.297 (1)</b>	<b>90.03</b>		<b>12:14:12.612</b>	

P2 158		Seb KELLY		Suzuki - Go racing Developments			
IDEAL LAP TIME : 48.413		BEST LAP TIME : 48.413		DIFFERENCE : 0.000			
LAP	SECTOR 1	SECTOR 2	LAP TIME	MPH	DIFF	TIME OF DAY	
1 -	OUTLAP	21.288	1:01.269	70.97	12.856	12:06:59.229	
2 -	30.520	19.728	50.248	86.54	1.835	12:07:49.477	
3 -	29.274	19.604	48.878 (2)	88.96	0.465	12:08:38.355	
4 -	30.805	19.646	50.451	86.19	2.038	12:09:28.806	
5 -	31.465	20.274	51.739	84.04	3.326	12:10:20.545	
6 -	29.827	19.611	49.438	87.96	1.025	12:11:09.983	
7 -	30.736	19.568	50.304	86.44	1.891	12:12:00.287	
8 -	29.159	19.911	49.070 (3)	88.62	0.657	12:12:49.357	
9 -	<b>29.073</b>	<b>19.340</b>	<b>48.413 (1)</b>	<b>89.82</b>		<b>12:13:37.770</b>	

P3 171		John BUTLER		Kawasaki - Butler-Hills Ltd			
IDEAL LAP TIME : 48.359		BEST LAP TIME : 48.545		DIFFERENCE : 0.186			
LAP	SECTOR 1	SECTOR 2	LAP TIME	MPH	DIFF	TIME OF DAY	
1 -	32.214	20.643	52.857	82.27	4.312	12:06:12.544	
2 -	29.777	19.937	49.714	87.47	1.169	12:07:02.258	
3 -	29.703	19.434	49.137 (2)	88.49	0.592	12:07:51.395	
4 -	<b>29.124</b>	19.421	<b>48.545 (1)</b>	<b>89.57</b>		<b>12:08:39.940</b>	
5 -	30.243	<b>19.235</b>	49.478 (3)	87.88	0.933	12:09:29.418	

P4 21		Peter BAKER		Kawasaki -			
IDEAL LAP TIME : 48.338		BEST LAP TIME : 48.655		DIFFERENCE : 0.317			
LAP	SECTOR 1	SECTOR 2	LAP TIME	MPH	DIFF	TIME OF DAY	
1 -	31.977	20.244	52.221	83.27	3.566	12:06:09.579	
2 -	29.950	19.805	49.755	87.40	1.100	12:06:59.334	
3 -	29.361	<b>19.348</b>	48.709 (2)	89.27	0.054	12:07:48.043	
4 -	<b>28.990</b>	19.665	<b>48.655 (1)</b>	<b>89.37</b>		<b>12:08:36.698</b>	
5 -	30.152	19.769	49.921	87.10	1.266	12:09:26.619	
6 -	30.727	19.570	50.297	86.45	1.642	12:10:16.916	
7 -	30.924	20.228	51.152	85.01	2.497	12:11:08.068	
8 -	29.360	19.447	48.807 (3)	89.09	0.152	12:11:56.875	
9 -	29.420	19.404	48.824	89.06	0.169	12:12:45.699	
10 -	29.571	19.702	49.273	88.25	0.618	12:13:34.972	
11 -	29.665	20.264	49.929	87.09	1.274	12:14:24.901	

P5 3		Colin PARKER		Kawasaki - Global Robots			
IDEAL LAP TIME : 48.763		BEST LAP TIME : 48.763		DIFFERENCE : 0.000			
LAP	SECTOR 1	SECTOR 2	LAP TIME	MPH	DIFF	TIME OF DAY	
1 -	32.852	20.805	53.657	81.04	4.894	12:06:11.789	
2 -	30.412	19.907	50.319	86.42	1.556	12:07:02.108	
3 -	30.309	19.565	49.874	87.19	1.111	12:07:51.982	
4 -	<b>29.327</b>	<b>19.436</b>	<b>48.763 (1)</b>	<b>89.17</b>		<b>12:08:40.745</b>	
5 -	30.524	20.610	51.134	85.04	2.371	12:09:31.879	

Weather / Track : Cloudy / Dry

Brands Hatch Indy  
Circuit Length = 1.2079 miles  
Start: 12:04 Flag 12:15 End: 12:15



# BMCRC - MRO Championships 2015 - Rnd 9 @ Brands Hatch Indy

## ePayMe MRO Powerbikes inc Clubman 1000 & BMCRC Rookie 1000

### QUALIFYING - SECTOR ANALYSIS

SECTOR 1 = FL to I1, SECTOR 2 = I1 to FL, DIFF = Difference To Personal Best Lap

6 -	30.068	20.864	50.932	85.38	2.169	12:10:22.811
7 -	29.824	19.619	49.443 (3)	87.95	0.680	12:11:12.254
8 -	30.778	20.913	51.691	84.12	2.928	12:12:03.945
9 -	30.001	19.733	49.734	87.43	0.971	12:12:53.679
10 -	29.499	19.630	49.129 (2)	88.51	0.366	12:13:42.808

<b>P6</b>	<b>58</b>	<b>Jamie LOVEDAY</b>	Kawasaki - Insignia signs			
IDEAL LAP TIME : 49.128		BEST LAP TIME : 49.141		DIFFERENCE : 0.013		
LAP	SECTOR 1	SECTOR 2	LAP TIME	MPH	DIFF	TIME OF DAY
1 -	32.237	20.625	52.862	82.26	3.721	12:06:08.840
2 -	30.446	20.127	50.573	85.98	1.432	12:06:59.413
3 -	30.475	20.044	50.519	86.07	1.378	12:07:49.932
<b>4 -</b>	<b>29.564</b>	<b>19.577</b>	<b>49.141 (1)</b>	<b>88.49</b>		<b>12:08:39.073</b>
5 -	30.284	19.806	50.090 (3)	86.81	0.949	12:09:29.163
6 -	30.762	20.394	51.156	85.00	2.015	12:10:20.319
7 -	<b>29.551</b>	20.019	49.570 (2)	87.72	0.429	12:11:09.889

<b>P7</b>	<b>72</b>	<b>Michael O'BRIEN</b>	Yamaha -			
IDEAL LAP TIME : 49.142		BEST LAP TIME : 49.142		DIFFERENCE : 0.000		
LAP	SECTOR 1	SECTOR 2	LAP TIME	MPH	DIFF	TIME OF DAY
1 -	38.232	23.434	1:01.666	70.51	12.524	12:06:40.043
2 -	33.505	22.544	56.049	77.58	6.907	12:07:36.092
3 -	31.407	20.658	52.065	83.52	2.923	12:08:28.157
4 -	30.766	20.168	50.934	85.37	1.792	12:09:19.091
5 -	36.796	20.554	57.350	75.82	8.208	12:10:16.441
6 -	31.217	20.761	51.978	83.66	2.836	12:11:08.419
7 -	30.125	19.651	49.776 (3)	87.36	0.634	12:11:58.195
8 -	29.847	19.719	49.566 (2)	87.73	0.424	12:12:47.761
<b>9 -</b>	<b>29.564</b>	<b>19.578</b>	<b>49.142 (1)</b>	<b>88.49</b>		<b>12:13:36.903</b>

<b>P8</b>	<b>92 C</b>	<b>Mark SYKES</b>	Kawasaki - Mark Bowden / Tilted Barrel / Sykes Roofing			
IDEAL LAP TIME : 49.405		BEST LAP TIME : 49.423		DIFFERENCE : 0.018		
LAP	SECTOR 1	SECTOR 2	LAP TIME	MPH	DIFF	TIME OF DAY
1 -	33.557	20.761	54.318	80.05	4.895	12:06:09.731
2 -	30.924	20.055	50.979	85.30	1.556	12:07:00.710
3 -	29.994	19.643	49.637 (2)	87.60	0.214	12:07:50.347
<b>4 -</b>	<b>29.958</b>	<b>19.465</b>	<b>49.423 (1)</b>	<b>87.98</b>		<b>12:08:39.770</b>
5 -	31.358	21.037	52.395	82.99	2.972	12:09:32.165
6 -	31.019	20.203	51.222	84.89	1.799	12:10:23.387
7 -	30.389	20.610	50.999	85.26	1.576	12:11:14.386
8 -	<b>29.940</b>	20.411	50.351 (3)	86.36	0.928	12:12:04.737
9 -	31.329	20.613	51.942	83.72	2.519	12:12:56.679
10 -	30.747	20.067	50.814	85.57	1.391	12:13:47.493

<b>P9</b>	<b>141 C</b>	<b>Ramone DURRANI</b>	Kawasaki -			
IDEAL LAP TIME : 49.600		BEST LAP TIME : 49.701		DIFFERENCE : 0.101		
LAP	SECTOR 1	SECTOR 2	LAP TIME	MPH	DIFF	TIME OF DAY
1 -	34.971	22.243	57.214	76.00	7.513	12:06:23.218
2 -	32.551	20.763	53.314	81.56	3.613	12:07:16.532
3 -	31.404	20.581	51.985	83.65	2.284	12:08:08.517
4 -	30.349	19.891	50.240 (3)	86.55	0.539	12:08:58.757
5 -	30.211	19.738	49.949 (2)	87.06	0.248	12:09:48.706
6 -	30.471	20.238	50.709	85.75	1.008	12:10:39.415
7 -	30.292	20.037	50.329	86.40	0.628	12:11:29.744
<b>8 -</b>	<b>29.939</b>	<b>19.762</b>	<b>49.701 (1)</b>	<b>87.49</b>		<b>12:12:19.445</b>
9 -	30.718	<b>19.707</b>	50.425	86.23	0.724	12:13:09.870
10 -	<b>29.893</b>	20.439	50.332	86.39	0.631	12:14:00.202

Weather / Track : Cloudy / Dry

Brands Hatch Indy  
Circuit Length = 1.2079 miles  
Start: 12:04 Flag 12:15 End: 12:15

# BMCRC - MRO Championships 2015 - Rnd 9 @ Brands Hatch Indy

## ePayMe MRO Powerbikes inc Clubman 1000 & BMCRC Rookie 1000

### QUALIFYING - SECTOR ANALYSIS

SECTOR 1 = FL to I1, SECTOR 2 = I1 to FL, DIFF = Difference To Personal Best Lap

P10 31 C		Jack CROUCHER		Kawasaki - co-Tron		
IDEAL LAP TIME : 49.997		BEST LAP TIME : 50.080		DIFFERENCE : 0.083		
LAP	SECTOR 1	SECTOR 2	LAP TIME	MPH	DIFF	TIME OF DAY
1 -	OUTLAP	21.857	58.783	73.97	8.703	12:07:13.618
2 -	31.958	20.447	52.405	82.98	2.325	12:08:06.023
3 -	31.181	19.925	51.106	85.08	1.026	12:08:57.129
4 -	<b>30.337</b>	19.743	<b>50.080 (1)</b>	<b>86.83</b>		<b>12:09:47.209</b>
5 -	31.139	19.853	50.992	85.28	0.912	12:10:38.201
6 -	30.424	20.425	50.849	85.51	0.769	12:11:29.050
7 -	30.342	19.754	50.096 (2)	86.80	0.016	12:12:19.146
8 -	30.738	<b>19.660</b>	50.398 (3)	86.28	0.318	12:13:09.544
9 -	30.761	19.688	50.449	86.19	0.369	12:13:59.993

P11 76		Jason BYARD		Suzuki - May Construction		
IDEAL LAP TIME : 50.185		BEST LAP TIME : 50.297		DIFFERENCE : 0.112		
LAP	SECTOR 1	SECTOR 2	LAP TIME	MPH	DIFF	TIME OF DAY
1 -	34.171	21.501	55.672	78.11	5.375	12:06:13.480
2 -	32.068	20.778	52.846	82.28	2.549	12:07:06.326
3 -	30.752	20.388	51.140	85.03	0.843	12:07:57.466
4 -	30.694	20.074	50.768 (3)	85.65	0.471	12:08:48.234
5 -	<b>30.351</b>	19.946	<b>50.297 (1)</b>	<b>86.45</b>		<b>12:09:38.531</b>
6 -	30.835	20.298	51.133	85.04	0.836	12:10:29.664
7 -	30.642	<b>19.834</b>	50.476 (2)	86.15	0.179	12:11:20.140
8 -	32.649	23.275	55.924	77.75	5.627	12:12:16.064
9 -	36.096	19.970	56.066	77.56	5.769	12:13:12.130

P12 24 C		Alan SMITH		Kawasaki - Mervyn Lambert Plant / Orwells Mcs		
IDEAL LAP TIME : 50.260		BEST LAP TIME : 50.310		DIFFERENCE : 0.050		
LAP	SECTOR 1	SECTOR 2	LAP TIME	MPH	DIFF	TIME OF DAY
1 -	34.196	21.382	55.578	78.24	5.268	12:06:13.641
2 -	32.454	20.430	52.884	82.22	2.574	12:07:06.525
3 -	31.071	20.215	51.286	84.79	0.976	12:07:57.811
4 -	30.746	20.056	50.802	85.59	0.492	12:08:48.613
5 -	30.555	<b>19.880</b>	50.435 (2)	86.22	0.125	12:09:39.048
6 -	30.686	20.066	50.752 (3)	85.68	0.442	12:10:29.800
7 -	30.805	19.964	50.769	85.65	0.459	12:11:20.569
8 -	31.244	20.581	51.825	83.90	1.515	12:12:12.394
9 -	31.320	19.952	51.272	84.81	0.962	12:13:03.666
10 -	<b>30.380</b>	19.930	<b>50.310 (1)</b>	<b>86.43</b>		<b>12:13:53.976</b>

P13 17 C		Luke ZUCHOWSKI		BMW -		
IDEAL LAP TIME : 50.207		BEST LAP TIME : 50.316		DIFFERENCE : 0.109		
LAP	SECTOR 1	SECTOR 2	LAP TIME	MPH	DIFF	TIME OF DAY
1 -	OUTLAP	21.863	1:02.921	69.11	12.605	12:07:22.944
2 -	32.589	20.552	53.141	81.83	2.825	12:08:16.085
3 -	31.049	20.439	51.488	84.45	1.172	12:09:07.573
4 -	31.048	20.202	51.250	84.85	0.934	12:09:58.823
5 -	30.964	20.641	51.605	84.26	1.289	12:10:50.428
6 -	30.519	<b>20.051</b>	50.570 (3)	85.99	0.254	12:11:40.998
7 -	30.255	20.061	<b>50.316 (1)</b>	<b>86.42</b>		<b>12:12:31.314</b>
8 -	<b>30.156</b>	20.385	50.541 (2)	86.04	0.225	12:13:21.855
9 -	30.491	20.134	50.625	85.89	0.309	12:14:12.480

P14 142 C		Ross BARNES		Kawasaki - FPRacing Chasbikes		
IDEAL LAP TIME : 50.543		BEST LAP TIME : 50.628		DIFFERENCE : 0.085		
LAP	SECTOR 1	SECTOR 2	LAP TIME	MPH	DIFF	TIME OF DAY
1 -	36.106	22.425	58.531	74.29	7.903	12:06:21.408
2 -	32.870	21.334	54.204	80.22	3.576	12:07:15.612
3 -	32.150	20.802	52.952	82.12	2.324	12:08:08.564

Weather / Track : Cloudy / Dry

Brands Hatch Indy  
Circuit Length = 1.2079 miles  
Start: 12:04 Flag 12:15 End: 12:15

# BMCRC - MRO Championships 2015 - Rnd 9 @ Brands Hatch Indy

## ePayMe MRO Powerbikes inc Clubman 1000 & BMCRC Rookie 1000

### QUALIFYING - SECTOR ANALYSIS

SECTOR 1 = FL to I1, SECTOR 2 = I1 to FL, DIFF = Difference To Personal Best Lap

4 -	31.773	20.654	52.427	82.94	1.799	12:09:00.991
5 -	31.468	20.373	51.841	83.88	1.213	12:09:52.832
6 -	31.716	20.363	52.079	83.50	1.451	12:10:44.911
7 -	30.823	20.078	50.901 (3)	85.43	0.273	12:11:35.812
8 -	30.937	20.167	51.104	85.09	0.476	12:12:26.916
9 -	<b>30.695</b>	19.958	50.653 (2)	85.85	0.025	12:13:17.569
10 -	30.780	<b>19.848</b>	<b>50.628 (1)</b>	<b>85.89</b>		<b>12:14:08.197</b>

P15 78 R Shane HERBERT			Kawasaki - FutureMoto/ Whitecroft Lighting			
IDEAL LAP TIME : 50.703		BEST LAP TIME : 50.703		DIFFERENCE : 0.000		
LAP	SECTOR 1	SECTOR 2	LAP TIME	MPH	DIFF	TIME OF DAY
1 -	36.765	22.893	59.658	72.89	8.955	12:06:23.952
2 -	33.444	21.334	54.778	79.38	4.075	12:07:18.730
3 -	32.355	21.127	53.482	81.30	2.779	12:08:12.212
4 -	31.031	20.491	51.522	84.40	0.819	12:09:03.734
5 -	30.955	20.266	51.221	84.89	0.518	12:09:54.955
6 -	31.217	20.802	52.019	83.59	1.316	12:10:46.974
7 -	<b>30.443</b>	<b>20.260</b>	<b>50.703 (1)</b>	<b>85.76</b>		<b>12:11:37.677</b>
8 -	30.606	20.391	50.997 (2)	85.27	0.294	12:12:28.674
9 -	30.760	20.516	51.276	84.80	0.573	12:13:19.950
10 -	30.824	20.292	51.116 (3)	85.07	0.413	12:14:11.066

P16 27 R Dan COX			BMW - DC Racing/ Oakwood Joinery LTD			
IDEAL LAP TIME : 50.896		BEST LAP TIME : 50.981		DIFFERENCE : 0.085		
LAP	SECTOR 1	SECTOR 2	LAP TIME	MPH	DIFF	TIME OF DAY
1 -	33.512	21.233	54.745	79.43	3.764	12:06:14.121
2 -	32.189	20.680	52.869	82.25	1.888	12:07:06.990
3 -	31.335	20.340	51.675	84.15	0.694	12:07:58.665
4 -	30.976	20.390	51.366	84.65	0.385	12:08:50.031
5 -	<b>30.667</b>	20.488	51.155	85.00	0.174	12:09:41.186
6 -	30.925	<b>20.229</b>	51.154 (3)	85.01	0.173	12:10:32.340
7 -	30.707	20.274	<b>50.981 (1)</b>	<b>85.29</b>		<b>12:11:23.321</b>
8 -	30.818	20.513	51.331	84.71	0.350	12:12:14.652
9 -	31.227	20.270	51.497	84.44	0.516	12:13:06.149
10 -	30.810	20.332	51.142 (2)	85.02	0.161	12:13:57.291

P17 52 R Lee BARRETT			Honda - LKJ contract cleaning			
IDEAL LAP TIME : 51.232		BEST LAP TIME : 51.232		DIFFERENCE : 0.000		
LAP	SECTOR 1	SECTOR 2	LAP TIME	MPH	DIFF	TIME OF DAY
1 -	36.813	22.564	59.377	73.23	8.145	12:06:27.836
2 -	34.189	21.703	55.892	77.80	4.660	12:07:23.728
3 -	34.523	22.125	56.648	76.76	5.416	12:08:20.376
4 -	33.771	21.130	54.901	79.20	3.669	12:09:15.277
5 -	31.751	20.490	52.241 (3)	83.24	1.009	12:10:07.518
6 -	32.412	20.969	53.381	81.46	2.149	12:11:00.899
7 -	31.274	20.457	51.731 (2)	84.06	0.499	12:11:52.630
8 -	<b>30.994</b>	<b>20.238</b>	<b>51.232 (1)</b>	<b>84.88</b>		<b>12:12:43.862</b>
9 -	32.040	20.718	52.758	82.42	1.526	12:13:36.620

P18 46 C Simon GATES			Yamaha - No Talentino Rossi (Team FATI Yamaha)			
IDEAL LAP TIME : 51.734		BEST LAP TIME : 51.873		DIFFERENCE : 0.139		
LAP	SECTOR 1	SECTOR 2	LAP TIME	MPH	DIFF	TIME OF DAY
1 -	33.867	21.655	55.522	78.32	3.649	12:06:14.910
2 -	32.656	21.128	53.784	80.85	1.911	12:07:08.694
3 -	31.980	21.159	53.139	81.83	1.266	12:08:01.833
4 -	31.453	20.936	52.389	83.00	0.516	12:08:54.222
5 -	31.571	20.816	52.387	83.00	0.514	12:09:46.609
6 -	31.885	20.952	52.837	82.30	0.964	12:10:39.446
7 -	31.638	20.709	52.347	83.07	0.474	12:11:31.793
8 -	31.417	20.819	52.236 (3)	83.24	0.363	12:12:24.029

Weather / Track : Cloudy / Dry

Brands Hatch Indy  
Circuit Length = 1.2079 miles  
Start: 12:04 Flag 12:15 End: 12:15

# BMCRC - MRO Championships 2015 - Rnd 9 @ Brands Hatch Indy

## ePayMe MRO Powerbikes inc Clubman 1000 & BMCRC Rookie 1000

### QUALIFYING - SECTOR ANALYSIS

SECTOR 1 = FL to I1, SECTOR 2 = I1 to FL, DIFF = Difference To Personal Best Lap

9 -	<b>31.140</b>	20.733	<b>51.873 (1)</b>	<b>83.83</b>		<b>12:13:15.902</b>
10 -	31.328	<b>20.594</b>	51.922 (2)	83.75	0.049	12:14:07.824

<b>P19</b>	<b>29 R</b>	<b>Aaron COADY</b>	Kawasaki - Palmer Performance / Tyres4Bikes			
IDEAL LAP TIME : 51.891		BEST LAP TIME : 51.891		DIFFERENCE : 0.000		
LAP	SECTOR 1	SECTOR 2	LAP TIME	MPH	DIFF	TIME OF DAY
1 -	34.799	21.664	56.463	77.01	4.572	12:06:22.310
2 -	32.346	21.084	53.430	81.38	1.539	12:07:15.740
3 -	32.487	20.736	53.223 (3)	81.70	1.332	12:08:08.963
4 -	31.810	20.627	52.437 (2)	82.93	0.546	12:09:01.400
5 -	<b>31.559</b>	<b>20.332</b>	<b>51.891 (1)</b>	<b>83.80</b>		<b>12:09:53.291</b>

<b>P20</b>	<b>57 C</b>	<b>David MILLS</b>	Kawasaki - Area 51 Racing			
IDEAL LAP TIME : 51.469		BEST LAP TIME : 51.903		DIFFERENCE : 0.434		
LAP	SECTOR 1	SECTOR 2	LAP TIME	MPH	DIFF	TIME OF DAY
1 -	36.468	21.882	58.350	74.52	6.447	12:06:28.565
2 -	33.940	21.581	55.521	78.32	3.618	12:07:24.086
3 -	33.608	21.680	55.288	78.65	3.385	12:08:19.374
4 -	32.004	21.098	53.102 (3)	81.89	1.199	12:09:12.476
5 -	32.868	21.298	54.166	80.28	2.263	12:10:06.642
6 -	33.089	21.730	54.819	79.32	2.916	12:11:01.461
7 -	36.189	<b>20.412</b>	56.601	76.82	4.698	12:11:58.062
8 -	<b>31.057</b>	20.846	<b>51.903 (1)</b>	<b>83.78</b>		<b>12:12:49.965</b>
9 -	31.703	20.917	52.620 (2)	82.64	0.717	12:13:42.585

<b>P21</b>	<b>74 C</b>	<b>Andrew BURKE</b>	Honda -			
IDEAL LAP TIME : 51.818		BEST LAP TIME : 52.023		DIFFERENCE : 0.205		
LAP	SECTOR 1	SECTOR 2	LAP TIME	MPH	DIFF	TIME OF DAY
1 -	34.981	21.584	56.565	76.87	4.542	12:06:13.262
2 -	32.104	21.082	53.186	81.76	1.163	12:07:06.448
3 -	31.959	20.870	52.829	82.31	0.806	12:07:59.277
4 -	31.684	20.548	52.232 (3)	83.25	0.209	12:08:51.509
5 -	<b>31.364</b>	20.692	52.056 (2)	83.53	0.033	12:09:43.565
6 -	31.996	20.917	52.913	82.18	0.890	12:10:36.478
7 -	32.065	21.074	53.139	81.83	1.116	12:11:29.617
8 -	31.569	<b>20.454</b>	<b>52.023 (1)</b>	<b>83.59</b>		<b>12:12:21.640</b>
9 -	31.589	20.812	52.401	82.98	0.378	12:13:14.041
10 -	31.870	21.007	52.877	82.23	0.854	12:14:06.918

<b>P22</b>	<b>79 R</b>	<b>Rodney HACLIN</b>	Suzuki - www.manormews.co.uk			
IDEAL LAP TIME : 52.179		BEST LAP TIME : 52.188		DIFFERENCE : 0.009		
LAP	SECTOR 1	SECTOR 2	LAP TIME	MPH	DIFF	TIME OF DAY
1 -	35.445	22.617	58.062	74.89	5.874	12:06:24.395
2 -	34.866	21.551	56.417	77.07	4.229	12:07:20.812
3 -	32.559	20.817	53.376	81.47	1.188	12:08:14.188
4 -	32.040	21.272	53.312	81.56	1.124	12:09:07.500
5 -	32.149	20.836	52.985	82.07	0.797	12:10:00.485
6 -	32.468	20.856	53.324	81.55	1.136	12:10:53.809
7 -	31.830	20.927	52.757 (3)	82.42	0.569	12:11:46.566
8 -	31.727	20.711	52.438 (2)	82.92	0.250	12:12:39.004
9 -	<b>31.610</b>	20.578	<b>52.188 (1)</b>	<b>83.32</b>		<b>12:13:31.192</b>
10 -	33.307	<b>20.569</b>	53.876	80.71	1.688	12:14:25.068

<b>P23</b>	<b>131 C</b>	<b>Ashley FRANCIS</b>	Kawasaki -			
IDEAL LAP TIME : 52.163		BEST LAP TIME : 52.191		DIFFERENCE : 0.028		
LAP	SECTOR 1	SECTOR 2	LAP TIME	MPH	DIFF	TIME OF DAY
1 -	35.919	22.357	58.276	74.62	6.085	12:06:25.585
2 -	34.207	22.395	56.602	76.82	4.411	12:07:22.187
3 -	32.586	20.872	53.458	81.34	1.267	12:08:15.645

Weather / Track : Cloudy / Dry

Brands Hatch Indy  
Circuit Length = 1.2079 miles  
Start: 12:04 Flag 12:15 End: 12:15

# BMCRC - MRO Championships 2015 - Rnd 9 @ Brands Hatch Indy

## ePayMe MRO Powerbikes inc Clubman 1000 & BMCRC Rookie 1000

### QUALIFYING - SECTOR ANALYSIS

SECTOR 1 = FL to I1, SECTOR 2 = I1 to FL, DIFF = Difference To Personal Best Lap

4 -	<b>31.789</b>	20.402	<b>52.191 (1)</b>	<b>83.32</b>			<b>12:09:07.836</b>
5 -	32.814	20.929	53.743	80.91	1.552		12:10:01.579
6 -	31.794	20.563	52.357	83.05	0.166		12:10:53.936
7 -	32.346	20.575	52.921	82.17	0.730		12:11:46.857
8 -	31.816	20.403	52.219 (2)	83.27	0.028		12:12:39.076
9 -	31.960	<b>20.374</b>	52.334 (3)	83.09	0.143		12:13:31.410
10 -	32.099	20.514	52.613	82.65	0.422		12:14:24.023

P24	91 R	Mark O'BRIEN	Ducati - obrienhifi.com			
IDEAL LAP TIME : 52.120		BEST LAP TIME : 52.298		DIFFERENCE : 0.178		

LAP	SECTOR 1	SECTOR 2	LAP TIME	MPH	DIFF	TIME OF DAY
1 -	37.281	23.236	1:00.517	71.85	8.219	12:06:40.282
2 -	33.917	22.139	56.056	77.57	3.758	12:07:36.338
3 -	33.371	20.906	54.277	80.11	1.979	12:08:30.615
4 -	31.689	21.273	52.962	82.10	0.664	12:09:23.577
5 -	32.565	20.933	53.498	81.28	1.200	12:10:17.075
6 -	<b>31.448</b>	21.242	52.690 (3)	82.53	0.392	12:11:09.765
7 -	32.886	21.193	54.079	80.41	1.781	12:12:03.844
8 -	31.938	<b>20.672</b>	52.610 (2)	82.65	0.312	12:12:56.454
9 -	31.600	20.698	<b>52.298 (1)</b>	<b>83.15</b>		<b>12:13:48.752</b>

P25	26 R	Eiren LONGWILL	Honda -			
IDEAL LAP TIME : 52.463		BEST LAP TIME : 52.463		DIFFERENCE : 0.000		

LAP	SECTOR 1	SECTOR 2	LAP TIME	MPH	DIFF	TIME OF DAY
1 -	35.964	22.714	58.678	74.10	6.215	12:06:30.860
2 -	34.049	22.167	56.216	77.35	3.753	12:07:27.076
3 -	32.594	21.843	54.437	79.88	1.974	12:08:21.513
4 -	33.688	22.241	55.929	77.75	3.466	12:09:17.442
5 -	33.965	22.301	56.266	77.28	3.803	12:10:13.708
6 -	33.615	21.985	55.600	78.21	3.137	12:11:09.308
7 -	33.171	21.221	54.392 (3)	79.94	1.929	12:12:03.700
8 -	32.213	21.212	53.425 (2)	81.39	0.962	12:12:57.125
9 -	<b>31.561</b>	<b>20.902</b>	<b>52.463 (1)</b>	<b>82.88</b>		<b>12:13:49.588</b>

P26	41 R	Steven YOUNG	Honda -			
IDEAL LAP TIME : 52.499		BEST LAP TIME : 52.578		DIFFERENCE : 0.079		

LAP	SECTOR 1	SECTOR 2	LAP TIME	MPH	DIFF	TIME OF DAY
1 -	36.948	22.792	59.740	72.79	7.162	12:06:30.165
2 -	34.282	21.903	56.185	77.39	3.607	12:07:26.350
3 -	32.867	21.928	54.795	79.36	2.217	12:08:21.145
4 -	33.368	22.013	55.381	78.52	2.803	12:09:16.526
5 -	32.473	21.808	54.281	80.11	1.703	12:10:10.807
6 -	32.340	21.280	53.620	81.10	1.042	12:11:04.427
7 -	31.594	21.102	52.696 (3)	82.52	0.118	12:11:57.123
8 -	31.573	<b>21.005</b>	<b>52.578 (1)</b>	<b>82.70</b>		<b>12:12:49.701</b>
9 -	31.558	21.128	52.686 (2)	82.53	0.108	12:13:42.387

P27	25 R	Louis BARTLETT	Kawasaki - Mcmillian williams Solicitors			
IDEAL LAP TIME : 53.071		BEST LAP TIME : 53.216		DIFFERENCE : 0.145		

LAP	SECTOR 1	SECTOR 2	LAP TIME	MPH	DIFF	TIME OF DAY
1 -	OUTLAP	22.423	1:01.402	70.82	8.186	12:05:53.536
2 -	33.278	22.169	55.447	78.42	2.231	12:06:48.983
3 -	32.746	21.804	54.550	79.71	1.334	12:07:43.533
4 -	32.683	21.596	54.279	80.11	1.063	12:08:37.812
5 -	32.944	21.034	53.978 (3)	80.56	0.762	12:09:31.790
6 -	33.060	20.989	54.049	80.45	0.833	12:10:25.839
7 -	32.551	<b>20.864</b>	53.415 (2)	81.41	0.199	12:11:19.254
8 -	32.303	20.913	<b>53.216 (1)</b>	<b>81.71</b>		<b>12:12:12.470</b>
9 -	<b>32.207</b>	IN PIT	2:12.357 P	32.85	1:19.141	12:14:24.827

Weather / Track : Cloudy / Dry

Brands Hatch Indy  
Circuit Length = 1.2079 miles  
Start: 12:04 Flag 12:15 End: 12:15

# BMCRC - MRO Championships 2015 - Rnd 9 @ Brands Hatch Indy

## ePayMe MRO Powerbikes inc Clubman 1000 & BMCRC Rookie 1000

### QUALIFYING - SECTOR ANALYSIS

SECTOR 1 = FL to I1, SECTOR 2 = I1 to FL, DIFF = Difference To Personal Best Lap

P28 39 R		Antony COPLEY		Kawasaki -			
IDEAL LAP TIME : 53.240		BEST LAP TIME : 53.240		DIFFERENCE : 0.000			
LAP	SECTOR 1	SECTOR 2	LAP TIME	MPH	DIFF	TIME OF DAY	
1 -	35.782	22.434	58.216	74.69	4.976	12:06:27.335	
2 -	33.642	21.819	55.461	78.40	2.221	12:07:22.796	
3 -	33.725	21.529	55.254	78.70	2.014	12:08:18.050	
4 -	32.727	21.628	54.355	80.00	1.115	12:09:12.405	
5 -	32.731	21.428	54.159	80.29	0.919	12:10:06.564	
6 -	32.992	21.495	54.487	79.80	1.247	12:11:01.051	
7 -	32.341	21.512	53.853 (2)	80.74	0.613	12:11:54.904	
8 -	32.715	21.415	54.130 (3)	80.33	0.890	12:12:49.034	
9 -	<b>31.958</b>	<b>21.282</b>	<b>53.240 (1)</b>	<b>81.67</b>		<b>12:13:42.274</b>	

P29 5 R		Loris KING		Ducati - RK Racing, DMPerformance			
IDEAL LAP TIME : 53.206		BEST LAP TIME : 53.241		DIFFERENCE : 0.035			
LAP	SECTOR 1	SECTOR 2	LAP TIME	MPH	DIFF	TIME OF DAY	
1 -	36.106	22.401	58.507	74.32	5.266	12:06:22.242	
2 -	33.300	21.800	55.100	78.92	1.859	12:07:17.342	
3 -	33.392	21.733	55.125	78.88	1.884	12:08:12.467	
4 -	32.305	21.488	53.793	80.83	0.552	12:09:06.260	
5 -	32.556	21.377	53.933	80.62	0.692	12:10:00.193	
6 -	32.443	21.274	53.717 (3)	80.95	0.476	12:10:53.910	
7 -	32.819	21.475	54.294	80.09	1.053	12:11:48.204	
8 -	<b>32.133</b>	21.108	<b>53.241 (1)</b>	<b>81.67</b>		<b>12:12:41.445</b>	
9 -	32.228	<b>21.073</b>	53.301 (2)	81.58	0.060	12:13:34.746	

P30 37 C		Aldo MORELLO		BMW - UK Roofing & Plastics Supplies Ltd			
IDEAL LAP TIME : 53.140		BEST LAP TIME : 53.294		DIFFERENCE : 0.154			
LAP	SECTOR 1	SECTOR 2	LAP TIME	MPH	DIFF	TIME OF DAY	
1 -	37.049	24.549	1:01.598	70.59	8.304	12:06:37.127	
2 -	35.625	23.615	59.240	73.40	5.946	12:07:36.367	
3 -	35.250	22.228	57.478	75.65	4.184	12:08:33.845	
4 -	33.360	21.441	54.801	79.35	1.507	12:09:28.646	
5 -	33.075	21.562	54.637	79.59	1.343	12:10:23.283	
6 -	32.676	21.110	53.786 (2)	80.85	0.492	12:11:17.069	
7 -	32.656	21.454	54.110	80.36	0.816	12:12:11.179	
8 -	33.025	21.012	54.037 (3)	80.47	0.743	12:13:05.216	
9 -	32.542	<b>20.752</b>	<b>53.294 (1)</b>	<b>81.59</b>		<b>12:13:58.510</b>	

P31 85 C		John DAVIS		Yamaha -			
IDEAL LAP TIME : 53.131		BEST LAP TIME : 53.392		DIFFERENCE : 0.261			
LAP	SECTOR 1	SECTOR 2	LAP TIME	MPH	DIFF	TIME OF DAY	
1 -	OUTLAP	24.584	1:08.625	63.36	15.233	12:07:15.806	
2 -	34.547	21.933	56.480	76.99	3.088	12:08:12.286	
3 -	33.651	21.384	55.035	79.01	1.643	12:09:07.321	
4 -	33.123	21.197	54.320	80.05	0.928	12:10:01.641	
5 -	32.967	21.206	54.173	80.27	0.781	12:10:55.814	
6 -	32.584	21.146	53.730 (3)	80.93	0.338	12:11:49.544	
7 -	32.264	21.239	53.503 (2)	81.27	0.111	12:12:43.047	
8 -	<b>32.253</b>	21.139	<b>53.392 (1)</b>	<b>81.44</b>		<b>12:13:36.439</b>	

P32 178 C		Dan BEIGHTON		Kawasaki - ddb plumbing and heating			
IDEAL LAP TIME : 54.446		BEST LAP TIME : 54.533		DIFFERENCE : 0.087			
LAP	SECTOR 1	SECTOR 2	LAP TIME	MPH	DIFF	TIME OF DAY	
1 -	36.509	27.571	1:04.080	67.86	9.547	12:06:37.220	
2 -	35.964	23.191	59.155	73.51	4.622	12:07:36.375	
3 -	33.810	21.718	55.528	78.31	0.995	12:08:31.903	
4 -	33.190	21.821	55.011	79.04	0.478	12:09:26.914	
5 -	34.485	21.781	56.266	77.28	1.733	12:10:23.180	

Weather / Track : Cloudy / Dry

Brands Hatch Indy  
Circuit Length = 1.2079 miles  
Start: 12:04 Flag 12:15 End: 12:15

# BMCRC - MRO Championships 2015 - Rnd 9 @ Brands Hatch Indy

## ePayMe MRO Powerbikes inc Clubman 1000 & BMCRC Rookie 1000

### QUALIFYING - SECTOR ANALYSIS

SECTOR 1 = FL to I1, SECTOR 2 = I1 to FL, DIFF = Difference To Personal Best Lap

6 -	33.473	21.863	55.336	78.58	0.803	12:11:18.516
7 -	33.108	21.587	54.695 (2)	79.50	0.162	12:12:13.211
<b>8 -</b>	<b>32.997</b>	21.536	<b>54.533 (1)</b>	<b>79.74</b>		<b>12:13:07.744</b>
9 -	33.308	<b>21.449</b>	54.757 (3)	79.41	0.224	12:14:02.501

<b>P33</b>	<b>71 R</b>	<b>Damon OFFER</b>	Suzuki - Ace Osteopaths			
IDEAL LAP TIME : 54.364		BEST LAP TIME : 54.622		DIFFERENCE : 0.258		
LAP	SECTOR 1	SECTOR 2	LAP TIME	MPH	DIFF	TIME OF DAY
1 -	37.456	23.235	1:00.691	71.65	6.069	12:06:37.622
2 -	35.531	22.752	58.283 (3)	74.61	3.661	12:07:35.905
3 -	<b>33.323</b>	21.312	54.635 (2)	79.59	0.013	12:08:30.540
4 -	33.581	<b>21.041</b>	<b>54.622 (1)</b>	<b>79.61</b>		<b>12:09:25.162</b>

<b>P34</b>	<b>69 R</b>	<b>Patrick ABBONDANZA</b>	Kawasaki -			
IDEAL LAP TIME : 55.112		BEST LAP TIME : 55.112		DIFFERENCE : 0.000		
LAP	SECTOR 1	SECTOR 2	LAP TIME	MPH	DIFF	TIME OF DAY
1 -	35.161	22.926	58.087	74.86	2.975	12:06:25.412
2 -	34.291	22.822	57.113	76.14	2.001	12:07:22.525
3 -	34.985	22.399	57.384	75.78	2.272	12:08:19.909
4 -	33.517	22.182	55.699 (2)	78.07	0.587	12:09:15.608
5 -	<b>33.213</b>	<b>21.899</b>	<b>55.112 (1)</b>	<b>78.90</b>		<b>12:10:10.720</b>
6 -	34.641	22.350	56.991	76.30	1.879	12:11:07.711
7 -	33.586	22.270	55.856 (3)	77.85	0.744	12:12:03.567

<b>P35</b>	<b>18 C</b>	<b>Peter HOBDAV</b>	Kawasaki - Priority Hotel			
IDEAL LAP TIME : 55.158		BEST LAP TIME : 55.158		DIFFERENCE : 0.000		
LAP	SECTOR 1	SECTOR 2	LAP TIME	MPH	DIFF	TIME OF DAY
1 -	38.213	23.236	1:01.449	70.76	6.291	12:06:24.044
2 -	35.343	22.860	58.203	74.71	3.045	12:07:22.247
3 -	34.947	22.226	57.173	76.06	2.015	12:08:19.420
4 -	34.967	22.126	57.093	76.16	1.935	12:09:16.513
5 -	34.526	22.033	56.559	76.88	1.401	12:10:13.072
6 -	33.926	21.776	55.702 (2)	78.06	0.544	12:11:08.774
7 -	33.745	22.403	56.148	77.44	0.990	12:12:04.922
8 -	34.060	21.860	55.920 (3)	77.76	0.762	12:13:00.842
9 -	<b>33.471</b>	<b>21.687</b>	<b>55.158 (1)</b>	<b>78.83</b>		<b>12:13:56.000</b>

<b>P36</b>	<b>19 C</b>	<b>Chris LAY</b>	Kawasaki -			
IDEAL LAP TIME : 54.096		BEST LAP TIME : 55.373		DIFFERENCE : 1.277		
LAP	SECTOR 1	SECTOR 2	LAP TIME	MPH	DIFF	TIME OF DAY
1 -	36.906	22.855	59.761	72.76	4.388	12:06:28.380
2 -	34.645	21.783	56.428	77.06	1.055	12:07:24.808
3 -	33.854	22.331	56.185	77.39	0.812	12:08:20.993
4 -	34.159	21.860	56.019 (3)	77.62	0.646	12:09:17.012
5 -	34.179	22.294	56.473	77.00	1.100	12:10:13.485
6 -	34.378	21.987	56.365	77.15	0.992	12:11:09.850
7 -	33.826	21.547	<b>55.373 (1)</b>	<b>78.53</b>		<b>12:12:05.223</b>
8 -	34.097	21.823	55.920 (2)	77.76	0.547	12:13:01.143
9 -	35.381	<b>21.269</b>	56.650	76.76	1.277	12:13:57.793

<b>P37</b>	<b>44 R</b>	<b>Kevan BARRETT</b>	Kawasaki - LKJ Contracts			
IDEAL LAP TIME : 56.960		BEST LAP TIME : 57.055		DIFFERENCE : 0.095		
LAP	SECTOR 1	SECTOR 2	LAP TIME	MPH	DIFF	TIME OF DAY
1 -	36.074	23.210	59.284	73.35	2.229	12:06:31.753
2 -	35.006	23.010	58.016	74.95	0.961	12:07:29.769
3 -	<b>34.337</b>	22.718	<b>57.055 (1)</b>	<b>76.21</b>		<b>12:08:26.824</b>
4 -	34.393	22.883	57.276 (2)	75.92	0.221	12:09:24.100
5 -	34.740	22.779	57.519	75.60	0.464	12:10:21.619
6 -	34.547	22.910	57.457 (3)	75.68	0.402	12:11:19.076

Weather / Track : Cloudy / Dry

Brands Hatch Indy  
Circuit Length = 1.2079 miles  
Start: 12:04 Flag 12:15 End: 12:15

**BMCRC - MRO Championships 2015 - Rnd 9 @ Brands Hatch Indy**  
**ePayMe MRO Powerbikes inc Clubman 1000 & BMCRC Rookie 1000**  
**QUALIFYING - SECTOR ANALYSIS**

SECTOR 1 = FL to I1, SECTOR 2 = I1 to FL, DIFF = Difference To Personal Best Lap

7 - 35.295 **22.623** 57.918 75.08 0.863 12:12:16.994

P38 771 R Daniel GIBBS		Suzuki - Thomas Racing				
IDEAL LAP TIME : 58.313		BEST LAP TIME : 58.439		DIFFERENCE : 0.126		
LAP	SECTOR 1	SECTOR 2	LAP TIME	MPH	DIFF	TIME OF DAY
1 -	37.565	24.216	1:01.781	70.38	3.342	12:06:36.053
2 -	36.310	23.672	59.982	72.49	1.543	12:07:36.035
3 -	35.748	23.582	59.330	73.29	0.891	12:08:35.365
4 -	35.637	23.325	58.962	73.75	0.523	12:09:34.327
5 -	35.725	23.484	59.209	73.44	0.770	12:10:33.536
<b>6 -</b>	35.325	<b>23.114</b>	<b>58.439 (1)</b>	<b>74.41</b>		<b>12:11:31.975</b>
7 -	<b>35.199</b>	23.469	58.668 (2)	74.12	0.229	12:12:30.643
8 -	35.588	23.252	58.840 (3)	73.90	0.401	12:13:29.483



# BMCRC - MRO Championships 2015 - Rnd 9 @ Brands Hatch Indy

## ePayMe MRO Powerbikes inc Clubman 1000 & BMCRC Rookie 1000

### QUALIFYING - BEST SECTORS

SECTOR 1			SECTOR 2			IDEAL / BEST COMPARISON						
POS	NO	NAME	TIME	NO	NAME	TIME	POS	NO	NAME	IDEAL	BEST	DIFF
									<b>PERFECT LAP</b>	<b>48.172</b>		
1	21	BAKER	<b>28.990</b>	47	DANCE	<b>19.182</b>	1	47	DANCE	48.297	48.297	0.000
2	158	KELLY	<b>29.073</b>	171	BUTLER	<b>19.235</b>	2	21	BAKER	48.338	48.655	0.317
3	47	DANCE	<b>29.115</b>	158	KELLY	<b>19.340</b>	3	171	BUTLER	48.359	48.545	0.186
4	171	BUTLER	<b>29.124</b>	21	BAKER	<b>19.348</b>	4	158	KELLY	48.413	48.413	0.000
5	3	PARKER	<b>29.327</b>	3	PARKER	<b>19.436</b>	5	3	PARKER	48.763	48.763	0.000
6	58	LOVEDAY	<b>29.551</b>	92	SYKES	<b>19.465</b>	6	58	LOVEDAY	49.128	49.141	0.013
7	72	O'BRIEN	<b>29.564</b>	58	LOVEDAY	<b>19.577</b>	7	72	O'BRIEN	49.142	49.142	0.000
8	141	DURRANI	<b>29.893</b>	72	O'BRIEN	<b>19.578</b>	8	92	SYKES	49.405	49.423	0.018
9	92	SYKES	<b>29.940</b>	31	CROUCHER	<b>19.660</b>	9	141	DURRANI	49.600	49.701	0.101
10	17	ZUCHOWSKI	<b>30.156</b>	141	DURRANI	<b>19.707</b>	10	31	CROUCHER	49.997	50.080	0.083
11	31	CROUCHER	<b>30.337</b>	76	BYARD	<b>19.834</b>	11	76	BYARD	50.185	50.297	0.112
12	76	BYARD	<b>30.351</b>	142	BARNES	<b>19.848</b>	12	17	ZUCHOWSKI	50.207	50.316	0.109
13	24	SMITH	<b>30.380</b>	24	SMITH	<b>19.880</b>	13	24	SMITH	50.260	50.310	0.050
14	78	HERBERT	<b>30.443</b>	17	ZUCHOWSKI	<b>20.051</b>	14	142	BARNES	50.543	50.628	0.085
15	27	COX	<b>30.667</b>	27	COX	<b>20.229</b>	15	78	HERBERT	50.703	50.703	0.000
16	142	BARNES	<b>30.695</b>	52	BARRETT	<b>20.238</b>	16	27	COX	50.896	50.981	0.085
17	52	BARRETT	<b>30.994</b>	78	HERBERT	<b>20.260</b>	17	52	BARRETT	51.232	51.232	0.000
18	57	MILLS	<b>31.057</b>	29	COADY	<b>20.332</b>	18	57	MILLS	51.469	51.903	0.434
19	46	GATES	<b>31.140</b>	131	FRANCIS	<b>20.374</b>	19	46	GATES	51.734	51.873	0.139
20	74	BURKE	<b>31.364</b>	57	MILLS	<b>20.412</b>	20	74	BURKE	51.818	52.023	0.205
21	91	O'BRIEN	<b>31.448</b>	74	BURKE	<b>20.454</b>	21	29	COADY	51.891	51.891	0.000
22	41	YOUNG	<b>31.494</b>	79	HACLIN	<b>20.569</b>	22	91	O'BRIEN	52.120	52.298	0.178
23	29	COADY	<b>31.559</b>	46	GATES	<b>20.594</b>	23	131	FRANCIS	52.163	52.191	0.028
24	26	LONGWILL	<b>31.561</b>	91	O'BRIEN	<b>20.672</b>	24	79	HACLIN	52.179	52.188	0.009
25	79	HACLIN	<b>31.610</b>	37	MORELLO	<b>20.752</b>	25	26	LONGWILL	52.463	52.463	0.000
26	131	FRANCIS	<b>31.789</b>	25	BARTLETT	<b>20.864</b>	26	41	YOUNG	52.499	52.578	0.079
27	39	COPLEY	<b>31.958</b>	85	DAVIS	<b>20.878</b>	27	25	BARTLETT	53.071	53.216	0.145
28	5	KING	<b>32.133</b>	26	LONGWILL	<b>20.902</b>	28	85	DAVIS	53.131	53.392	0.261
29	25	BARTLETT	<b>32.207</b>	41	YOUNG	<b>21.005</b>	29	37	MORELLO	53.140	53.294	0.154
30	85	DAVIS	<b>32.253</b>	71	OFFER	<b>21.041</b>	30	5	KING	53.206	53.241	0.035
31	37	MORELLO	<b>32.388</b>	5	KING	<b>21.073</b>	31	39	COPLEY	53.240	53.240	0.000
32	19	LAY	<b>32.827</b>	19	LAY	<b>21.269</b>	32	19	LAY	54.096	55.373	1.277
33	178	BEIGHTON	<b>32.997</b>	39	COPLEY	<b>21.282</b>	33	71	OFFER	54.364	54.622	0.258
34	69	ABBONDANZA	<b>33.213</b>	178	BEIGHTON	<b>21.449</b>	34	178	BEIGHTON	54.446	54.533	0.087
35	71	OFFER	<b>33.323</b>	18	HOBDAV	<b>21.687</b>	35	69	ABBONDANZA	55.112	55.112	0.000
36	18	HOBDAV	<b>33.471</b>	69	ABBONDANZA	<b>21.899</b>	36	18	HOBDAV	55.158	55.158	0.000
37	44	BARRETT	<b>34.337</b>	44	BARRETT	<b>22.623</b>	37	44	BARRETT	56.960	57.055	0.095
38	771	GIBBS	<b>35.199</b>	771	GIBBS	<b>23.114</b>	38	771	GIBBS	58.313	58.439	0.126

Weather / Track : Cloudy / Dry

Results can be found at [www.tsl-timing.com](http://www.tsl-timing.com)

Brands Hatch Indy  
 Circuit Length = 1.2079 miles  
 Start: 12:04 Flag 12:15 End: 12:15

Printed - 12:16 Saturday, 03 October 2015

# BMCRC - MRO Championships 2015 - Rnd 9 @ Brands Hatch Indy

ePayMe MRO Powerbikes inc Clubman 1000 & BMCRC Rookie 1000



## RACE 4 - CLASSIFICATION

POS	NO	CL	PIC NAME	ENTRY	LAPS	TIME	GAP	DIFF	MPH	BEST	ON
1	47		Daryl DANCE	Yamaha - 2 brothers scaffolding/Dad	14	11:24.232			88.97	47.734	3
2	158		Seb KELLY	Suzuki - Go racing Developments	14	11:25.336	1.104	1.104	88.83	47.735	3
3	21		Peter BAKER	Kawasaki -	14	11:26.995	2.763	1.659	88.61	48.151	6
4	171		John BUTLER	Kawasaki - Butler-Hills Ltd	14	11:32.266	8.034	5.271	87.94	48.523	9
5	72		Michael O'BRIEN	Yamaha -	14	11:35.939	11.707	3.673	87.47	48.946	12
6	3		Colin PARKER	Kawasaki - Global Robots	14	11:36.255	12.023	0.316	87.43	48.764	3
7	58		Jamie LOVEDAY	Kawasaki - Insignia signs	14	11:36.556	12.324	0.301	87.40	48.775	4
8	141	C	Ramone DURRANI	Kawasaki -	14	11:36.758	12.526	0.202	87.37	48.822	3
9	31	C	Jack CROUCHER	Kawasaki - co-Tron	14	11:38.200	13.968	1.442	87.19	48.880	3
10	76		Jason BYARD	Suzuki - May Construction	14	11:40.067	15.835	1.867	86.96	48.936	14
11	92	C	Mark SYKES	Kawasaki - Mark Bowden / Tilted Barrel / Sykes Roc	14	11:41.455	17.223	1.388	86.79	48.837	4
12	24	C	Alan SMITH	Kawasaki - Mervyn Lambert Plant / Orwells Mcs	14	11:48.525	24.293	7.070	85.92	49.453	3
13	78	R	Shane HERBERT	Kawasaki - FutureMoto/ Whitecroft Lighting	14	12:00.596	36.364	12.071	84.48	50.319	14
14	17	C	Luke ZUCHOWSKI	BMW -	14	12:00.723	36.491	0.127	84.47	50.180	7
15	27	R	Dan COX	BMW - DC Racing/ Oakwood Joinery LTD	14	12:01.985	37.753	1.262	84.32	50.712	12
16	57	C	David MILLS	Kawasaki - Area 51 Racing	14	12:03.889	39.657	1.904	84.10	50.590	14
17	142	C	Ross BARNES	Kawasaki - FPRacing Chasbikes	14	12:04.494	40.262	0.605	84.03	50.420	4
18	91	R	Mark O'BRIEN	Ducati - obrienhifi.com	14	12:12.679	48.447	8.185	83.09	51.209	8
19	74	C	Andrew BURKE	Honda -	14	12:12.880	48.648	0.201	83.07	51.109	4
20	131	C	Ashley FRANCIS	Kawasaki -	13	11:24.504	1 Lap	1 Lap	82.58	51.272	10
21	46	C	Simon GATES	Yamaha - No Talentino Rossi (Team FATI Yamaha)	13	11:25.727	1 Lap	1.223	82.44	51.783	11
22	52	R	Lee BARRETT	Honda - LKJ contract cleaning	13	11:26.054	1 Lap	0.327	82.40	51.492	4
23	79	R	Rodney HACLIN	Suzuki - www.manormews.co.uk	13	11:29.511	1 Lap	3.457	81.98	51.417	4
24	29	R	Aaron COADY	Kawasaki - Palmer Performance / Tyres4Bikes	13	11:30.535	1 Lap	1.024	81.86	51.458	4
25	26	R	Eiren LONGWILL	Honda -	13	11:35.399	1 Lap	4.864	81.29	52.166	13
26	37	C	Aldo MORELLO	BMW - UK Roofing & Plastics Supplies Ltd	13	11:35.716	1 Lap	0.317	81.25	51.982	7
27	19	C	Chris LAY	Kawasaki -	13	11:41.210	1 Lap	5.494	80.62	51.854	11
28	41*	R	Steven YOUNG	Honda -	13	11:42.213	1 Lap	1.003	80.50	51.559	12
29	25	R	Louis BARTLETT	Kawasaki - Mcmillian williams Solicitors	13	11:49.915	1 Lap	7.702	79.63	53.085	4
30	85	C	John DAVIS	Yamaha -	13	11:55.510	1 Lap	5.595	79.00	53.876	7
31	178	C	Dan BEIGHTON	Kawasaki - ddb plumbing and heating	13	12:04.082	1 Lap	8.572	78.07	53.912	10
32	18	C	Peter HOBDAV	Kawasaki - Priority Hotel	13	12:09.585	1 Lap	5.503	77.48	54.604	13
33	69	R	Patrick ABBONDANZA	Kawasaki -	13	12:11.088	1 Lap	1.503	77.32	54.891	2
34	44	R	Kevan BARRETT	Kawasaki - LKJ Contracts	12	11:30.512	2 Laps	1 Lap	75.57	56.035	8
35	771	R	Daniel GIBBS	Suzuki - Thomas Racing	12	11:53.848	2 Laps	23.336	73.10	57.744	10

### NOT CLASSIFIED

DNF	5	R	Loris KING	Ducati - RK Racing, DMPerformance	9	8:06.810	5 Laps	3 Laps	80.39	52.418	9
-----	---	---	------------	-----------------------------------	---	----------	--------	--------	-------	--------	---

### FASTEST LAP

47			Daryl DANCE	Yamaha - 2 brothers scaffolding/Dad	3	47.734			91.10 mph	146.61 kph
141	C		Ramone DURRANI	Kawasaki -	3	48.822			89.07 mph	143.34 kph
78	R		Shane HERBERT	Kawasaki - FutureMoto/ Whitecroft Lighting	14	50.319			86.42 mph	139.08 kph

Class - 90% of Race Speed = 80.07 mph  
 Class C - 90% of Race Speed = 78.63 mph  
 Class R - 90% of Race Speed = 76.03 mph

Brands Hatch Indy  
 Circuit Length = 1.2079 miles  
 Start: 15:34 Flag 15:45 End: 15:46

Weather / Track : Cloudy / Dry

These results are provisional until the conclusion of any judicial and technical matters.

Clerk Of Course :	Timekeeper :
-------------------	--------------

Results can be found at [www.tsl-timing.com](http://www.tsl-timing.com)

Printed - 15:47 Saturday, 03 October 2015



# BMCRC - MRO Championships 2015 - Rnd 9 @ Brands Hatch Indy

## ePayMe MRO Powerbikes inc Clubman 1000 & BMCRC Rookie 1000

### RACE 4 - LAP CHART

#### LAP 1 @ 15:35:19.678

NO	BEHIND	LAP TIME
158		53.784
171	0.235	54.019
47	0.296	54.080
21	0.400	54.184
72	1.070	54.854
3	1.326	55.110
58	1.497	55.281
141	1.779	55.563
31	1.888	55.672
92	2.154	55.938
76	2.484	56.268
27	3.684	57.468
24	3.756	57.540
142	4.452	58.236
78	4.716	58.500
46	5.348	59.132
74	5.488	59.272
57	5.603	59.387
52	6.010	59.794
17	6.301	1:00.085
29	6.546	1:00.330
131	6.714	1:00.498
91	7.469	1:01.253
26	7.888	1:01.672
79	8.053	1:01.837
5	8.215	1:01.999
85	8.629	1:02.413
41	9.003	1:02.787
37	9.143	1:02.927
25	9.184	1:02.968
19	9.898	1:03.682
69	10.538	1:04.322
18	10.871	1:04.655
44	12.538	1:06.322
178	13.077	1:06.861
771	13.498	1:07.282

#### LAP 2 @ 15:36:08.059

NO	BEHIND	LAP TIME
158		48.381
47	0.392	48.477
21	0.758	48.739
72	1.894	49.205
171	2.310	50.456
3	2.817	49.872
58	2.922	49.806
141	3.264	49.866
31	3.338	49.831
92	3.597	49.824
76	3.974	49.871
24	5.120	49.745
27	6.383	51.080
142	7.208	51.137
78	7.616	51.281
46	9.001	52.034
74	9.124	52.017
57	9.197	51.975
17	9.899	51.979
52	10.069	52.440
29	10.608	52.443
131	10.708	52.375
91	10.907	51.819

#### LAP 3 @ 15:36:55.794

NO	BEHIND	LAP TIME
79	11.866	52.194
26	13.210	53.703
41	13.469	52.847
5	13.912	54.078
37	14.274	53.512
85	14.749	54.501
25	14.821	54.018
19	15.261	53.744
69	17.048	54.891
18	17.728	55.238
44	21.436	57.279
178	21.877	57.181
771	23.759	58.642

#### LAP 4 @ 15:37:44.198

NO	BEHIND	LAP TIME
158		48.404
47	0.061	48.074
21	1.393	48.276
72	4.001	49.120
171	4.098	49.079
3	4.335	48.893
58	4.555	48.775
141	4.863	48.916
31	5.019	48.940

#### LAP 5 @ 15:38:32.769

NO	BEHIND	LAP TIME
92	5.661	48.837
76	7.265	49.650
24	7.972	49.538
142	12.391	50.420
27	12.434	51.355
78	12.973	50.749
57	15.082	51.170
74	16.103	51.109
17	16.316	50.997
46	17.131	52.267
52	17.315	51.492
29	17.861	51.458
131	18.017	51.509
91	18.384	51.633
79	19.296	51.417
41	22.160	52.430
26	23.372	52.714
5	24.074	53.137
37	24.146	53.138
25	26.279	53.085
19	26.701	53.286
85	28.134	54.662
69	32.081	55.556
18	32.782	55.386
178	36.438	54.874
44	38.000	56.208
771	46.064	59.316

#### LAP 6 @ 15:39:20.821

NO	BEHIND	LAP TIME
158		48.052
47	0.512	48.216
21	1.167	48.151
171	5.758	49.173
72	6.296	49.782
58	6.780	49.736
3	6.898	50.156
141	7.143	49.801
31	7.382	49.952
92	7.818	49.789
771	1 Lap	59.541
76	9.555	49.456
24	10.825	49.820
142	17.618	50.729
27	18.230	50.756
78	18.818	50.806
57	20.894	51.105
17	21.084	50.511
74	22.241	51.345
46	24.811	52.248
52	24.877	52.125
29	25.041	51.919
91	25.192	51.680
131	25.439	52.217
79	26.068	51.572
41	30.478	52.466
26	31.944	52.634
37	32.513	52.300
5	33.475	53.397
25	37.193	53.973
19	37.406	54.042
85	40.267	54.317
69	47.488	56.105
18	47.869	56.006

#### LAP 7 @ 15:40:09.464

NO	BEHIND	LAP TIME
158		48.643
178	1 Lap	54.238
47	0.255	48.386
21	1.031	48.507
171	5.880	48.765
44	1 Lap	57.558
72	6.816	49.163
58	7.035	48.898
3	7.125	48.870
141	7.959	49.459
31	8.077	49.338
92	8.685	49.510
76	10.762	49.850
24	12.220	50.038
771	1 Lap	58.747
142	19.674	50.699
27	20.738	51.151
78	20.851	50.676
17	22.621	50.180
57	23.041	50.790
74	24.762	51.164
46	28.328	52.160
91	28.346	51.797
29	28.600	52.202
52	28.833	52.599

#### LAP 8 @ 15:40:57.908

NO	BEHIND	LAP TIME
131	28.998	52.202
79	29.687	52.262
41	35.150	53.315
26	35.532	52.231
37	35.852	51.982
5	37.942	53.110
25	42.094	53.544
19	42.382	53.619
85	45.500	53.876

NO	BEHIND	LAP TIME
158		48.444
47	0.275	48.464
21	1.729	49.142
171	6.132	48.696
178	1 Lap	54.746
69	1 Lap	56.315
18	1 Lap	56.359
72	7.605	49.233
3	7.790	49.109
58	7.949	49.358
141	8.691	49.176
31	9.477	49.844
92	10.034	49.793
76	11.843	49.525
24	14.133	50.357
44	1 Lap	56.564
142	22.520	51.290
27	23.395	51.101
78	23.787	51.380
17	24.529	50.352
57	25.395	50.798
74	28.370	52.052
771	1 Lap	58.651
91	31.111	51.209
46	31.814	51.930
29	32.124	51.968
131	32.507	51.953
52	32.511	52.122
79	33.131	51.888
41	39.646	52.940
26	39.802	52.714
37	40.022	52.614
5	42.378	52.880
25	46.901	53.251
19	46.977	53.039

#### LAP 9 @ 15:41:46.015

NO	BEHIND	LAP TIME
158		48.107
47	0.235	48.067
21	2.485	48.863
85	1 Lap	54.918
171	6.548	48.523
72	9.228	49.730
3	9.338	49.655
58	9.463	49.621
141	10.486	49.902
31	11.916	50.546
178	1 Lap	54.218
92	13.422	51.495
76	13.603	49.867
69	1 Lap	55.422

Weather / Track : Cloudy / Dry

Brands Hatch Indy  
Circuit Length = 1.2079 miles  
Start: 15:34 Flag 15:45 End: 15:46

# BMCRC - MRO Championships 2015 - Rnd 9 @ Brands Hatch Indy

## ePayMe MRO Powerbikes inc Clubman 1000 & BMCRC Rookie 1000

### RACE 4 - LAP CHART

18	1 Lap	55.521	171	6.873	48.992
24	16.225	50.199	19	1 Lap	52.673
44	1 Lap	56.035	25	1 Lap	54.109
142	25.414	51.001	72	10.232	49.354
27	26.298	51.010	3	10.376	49.341
78	26.738	51.058	58	10.527	49.347
17	26.922	50.500	141	11.456	49.129
57	28.442	51.154	31	12.827	49.300
74	32.392	52.129	92	14.470	49.511
91	34.377	51.373	76	14.662	49.355
46	36.676	52.969	85	1 Lap	54.763
131	37.646	53.246	24	19.590	50.239
52	37.843	53.439	178	1 Lap	53.912
29	38.433	54.416	69	1 Lap	55.289
79	38.767	53.743	18	1 Lap	55.284
771	1 Lap	58.744	78	31.227	50.547
41	44.569	53.030	27	31.624	50.792
26	44.926	53.231	17	31.769	50.722
37	45.124	53.209	142	33.270	51.685
5	46.689	52.418	57	33.624	51.784

#### LAP 10 @ 15:42:34.476

NO	BEHIND	LAP TIME
158		48.461
47	0.290	48.516
21	2.946	48.922
19	1 Lap	52.929
25	1 Lap	54.393
171	6.875	48.788
85	1 Lap	54.405
72	9.872	49.105
3	10.029	49.152
58	10.174	49.172
141	11.321	49.296
31	12.521	49.066
92	13.953	48.992
76	14.301	49.159
24	18.345	50.581
178	1 Lap	54.393
69	1 Lap	55.387
18	1 Lap	55.074
78	29.674	51.397
27	29.826	51.989
17	30.041	51.580
142	30.579	53.626
57	30.834	50.853
44	1 Lap	57.110
74	35.806	51.875
91	37.200	51.284
46	40.183	51.968
131	40.457	51.272
52	41.305	51.923
29	42.066	52.094
79	42.436	52.130
41	48.373	52.265

#### LAP 11 @ 15:43:23.470

NO	BEHIND	LAP TIME
158		48.994
26	1 Lap	52.824
47	0.428	49.132
37	1 Lap	52.999
771	2 Laps	58.368
21	2.370	48.418

#### LAP 12 @ 15:44:11.793

NO	BEHIND	LAP TIME
158		48.323
47	0.483	48.378
41	1 Lap	51.668
21	3.231	49.184
26	1 Lap	52.705
37	1 Lap	52.484
171	7.723	49.173
771	2 Laps	57.744
19	1 Lap	51.854
72	10.855	48.946
3	11.000	48.947
58	11.213	49.009
141	12.295	49.162
31	13.598	49.094
92	15.640	49.493
76	15.674	49.335
25	1 Lap	54.318
24	21.362	50.095
85	1 Lap	54.218
178	1 Lap	53.919
69	1 Lap	54.912
27	34.013	50.712
78	34.054	51.150
18	1 Lap	54.942
17	34.214	50.768
57	36.170	50.869
142	36.279	51.332
74	42.813	51.916
91	43.046	51.891
131	47.132	52.437
46	47.681	53.032
52	47.793	52.019
44	1 Lap	56.547

#### LAP 13 @ 15:45:00.871

NO	BEHIND	LAP TIME
47		48.595
158	0.902	49.980
79	1 Lap	52.989
29	1 Lap	53.868
21	2.660	48.507
41	1 Lap	51.559
171	7.943	49.298
26	1 Lap	52.657
37	1 Lap	52.584
72	11.700	49.923
3	11.801	49.879
58	11.960	49.825
141	12.473	49.256
19	1 Lap	52.621
31	14.143	49.623
76	16.154	49.558
92	17.113	50.551
771	2 Laps	58.278
25	1 Lap	53.982
24	22.416	50.132
85	1 Lap	54.123
178	1 Lap	54.501
78	35.300	50.324
17	35.477	50.341
27	35.954	51.019
57	38.322	51.230
142	38.722	51.521
69	1 Lap	55.115
18	1 Lap	55.005
74	45.940	52.205
91	46.154	52.186

#### LAP 14 @ 15:45:50.126

NO	BEHIND	LAP TIME
47		49.255
131	1 Lap	51.473
158	1.104	49.457
46	1 Lap	52.147
52	1 Lap	52.362
21	2.763	49.358
79	1 Lap	52.821
44	2 Laps	56.801
29	1 Lap	53.141
41	1 Lap	52.031
171	8.034	49.346
26	1 Lap	52.166
37	1 Lap	52.404
72	11.707	49.262
3	12.023	49.477
58	12.324	49.619
141	12.526	49.308
31	13.968	49.080
76	15.835	48.936
19	1 Lap	52.142
92	17.223	49.365
24	24.293	51.132
25	1 Lap	54.198
771	2 Laps	59.407
85	1 Lap	54.013
78	36.364	50.319
17	36.491	50.269
27	37.753	51.054

57	39.657	50.590
178	1 Lap	54.712
142	40.262	50.795
18	1 Lap	54.604
69	1 Lap	56.233
91	48.447	51.548
74	48.648	51.963

Weather / Track : Cloudy / Dry

# BMCRC - MRO Championships 2015 - Rnd 9 @ Brands Hatch Indy

## ePayMe MRO Powerbikes inc Clubman 1000 & BMCRC Rookie 1000

### RACE 4 - SECTOR ANALYSIS

SECTOR 1 = FL to I1, SECTOR 2 = I1 to FL, DIFF = Difference To Personal Best Lap

<b>P1 47 Daryl DANCE</b>		Yamaha - 2 brothers scaffolding/Dad				
IDEAL LAP TIME : 47.734		BEST LAP TIME : 47.734		DIFFERENCE : 0.000		
LAP	SECTOR 1	SECTOR 2	LAP TIME	MPH	DIFF	TIME OF DAY
1 -		19.587	54.080	80.40	6.346	15:35:19.974
2 -	29.378	19.099	48.477	89.70	0.743	15:36:08.451
<b>3 -</b>	<b>28.799</b>	<b>18.935</b>	<b>47.734 (1)</b>	<b>91.10</b>		<b>15:36:56.185</b>
4 -	29.067	19.007	48.074 (3)	90.45	0.340	15:37:44.259
5 -	29.315	19.543	48.858	89.00	1.124	15:38:33.117
6 -	29.064	19.152	48.216	90.19	0.482	15:39:21.333
7 -	29.145	19.241	48.386	89.87	0.652	15:40:09.719
8 -	29.365	19.099	48.464	89.72	0.730	15:40:58.183
9 -	29.078	18.989	48.067 (2)	90.46	0.333	15:41:46.250
10 -	29.320	19.196	48.516	89.63	0.782	15:42:34.766
11 -	29.271	19.861	49.132	88.50	1.398	15:43:23.898
12 -	29.224	19.154	48.378	89.88	0.644	15:44:12.276
13 -	29.123	19.472	48.595	89.48	0.861	15:45:00.871
14 -	29.655	19.600	49.255	88.28	1.521	15:45:50.126

<b>P2 158 Seb KELLY</b>		Suzuki - Go racing Developments				
IDEAL LAP TIME : 47.587		BEST LAP TIME : 47.735		DIFFERENCE : 0.148		
LAP	SECTOR 1	SECTOR 2	LAP TIME	MPH	DIFF	TIME OF DAY
1 -		19.603	53.784	80.85	6.049	15:35:19.678
2 -	28.839	19.542	48.381	89.88	0.646	15:36:08.059
<b>3 -</b>	<b>28.527</b>	19.208	<b>47.735 (1)</b>	<b>91.09</b>		<b>15:36:55.794</b>
4 -	28.834	19.570	48.404	89.83	0.669	15:37:44.198
5 -	29.303	19.268	48.571	89.53	0.836	15:38:32.769
6 -	28.751	19.301	48.052 (2)	90.49	0.317	15:39:20.821
7 -	29.294	19.349	48.643	89.39	0.908	15:40:09.464
8 -	29.258	19.186	48.444	89.76	0.709	15:40:57.908
9 -	29.047	<b>19.060</b>	48.107 (3)	90.39	0.372	15:41:46.015
10 -	29.308	19.153	48.461	89.73	0.726	15:42:34.476
11 -	29.324	19.670	48.994	88.75	1.259	15:43:23.470
12 -	29.178	19.145	48.323	89.99	0.588	15:44:11.793
13 -	29.326	20.654	49.980	87.00	2.245	15:45:01.773
14 -	29.718	19.739	49.457	87.92	1.722	15:45:51.230

<b>P3 21 Peter BAKER</b>		Kawasaki -				
IDEAL LAP TIME : 48.041		BEST LAP TIME : 48.151		DIFFERENCE : 0.110		
LAP	SECTOR 1	SECTOR 2	LAP TIME	MPH	DIFF	TIME OF DAY
1 -		19.415	54.184	80.25	6.033	15:35:20.078
2 -	29.501	19.238	48.739	89.22	0.588	15:36:08.817
3 -	29.170	19.328	48.498	89.66	0.347	15:36:57.315
4 -	<b>28.868</b>	19.408	48.276 (3)	90.07	0.125	15:37:45.591
5 -	28.924	19.322	48.246 (2)	90.13	0.095	15:38:33.837
<b>6 -</b>	28.978	<b>19.173</b>	<b>48.151 (1)</b>	<b>90.31</b>		<b>15:39:21.988</b>
7 -	29.170	19.337	48.507	89.64	0.356	15:40:10.495
8 -	29.833	19.309	49.142	88.49	0.991	15:40:59.637
9 -	28.960	19.903	48.863	88.99	0.712	15:41:48.500
10 -	29.064	19.858	48.922	88.88	0.771	15:42:37.422
11 -	29.089	19.329	48.418	89.81	0.267	15:43:25.840
12 -	29.706	19.478	49.184	88.41	1.033	15:44:15.024
13 -	29.096	19.411	48.507	89.64	0.356	15:45:03.531
14 -	29.950	19.408	49.358	88.10	1.207	15:45:52.889

<b>P4 171 John BUTLER</b>		Kawasaki - Butler-Hills Ltd				
IDEAL LAP TIME : 48.512		BEST LAP TIME : 48.523		DIFFERENCE : 0.011		
LAP	SECTOR 1	SECTOR 2	LAP TIME	MPH	DIFF	TIME OF DAY
1 -		19.648	54.019	80.50	5.496	15:35:19.913
2 -	30.963	<b>19.493</b>	50.456	86.18	1.933	15:36:10.369
3 -	29.337	19.511	48.848	89.02	0.325	15:36:59.217

Weather / Track : Cloudy / Dry

Brands Hatch Indy  
Circuit Length = 1.2079 miles  
Start: 15:34 Flag 15:45 End: 15:46

# BMCRC - MRO Championships 2015 - Rnd 9 @ Brands Hatch Indy

## ePayMe MRO Powerbikes inc Clubman 1000 & BMCRC Rookie 1000

### RACE 4 - SECTOR ANALYSIS

SECTOR 1 = FL to I1, SECTOR 2 = I1 to FL, DIFF = Difference To Personal Best Lap

4 -	29.466	19.613	49.079	88.60	0.556	15:37:48.296
5 -	29.559	19.551	49.110	88.54	0.587	15:38:37.406
6 -	29.419	19.754	49.173	88.43	0.650	15:39:26.579
7 -	29.121	19.644	48.765 (3)	89.17	0.242	15:40:15.344
8 -	29.080	19.616	48.696 (2)	89.30	0.173	15:41:04.040
9 -	<b>29.019</b>	19.504	<b>48.523 (1)</b>	<b>89.61</b>		<b>15:41:52.563</b>
10 -	29.179	19.609	48.788	89.13	0.265	15:42:41.351
11 -	29.326	19.666	48.992	88.76	0.469	15:43:30.343
12 -	29.152	20.021	49.173	88.43	0.650	15:44:19.516
13 -	29.095	20.203	49.298	88.21	0.775	15:45:08.814
14 -	29.556	19.790	49.346	88.12	0.823	15:45:58.160

<b>P5</b>	<b>72</b>	<b>Michael O'BRIEN</b>	Yamaha -			
IDEAL LAP TIME : 48.911		BEST LAP TIME : 48.946	DIFFERENCE : 0.035			

LAP	SECTOR 1	SECTOR 2	LAP TIME	MPH	DIFF	TIME OF DAY
1 -		19.776	54.854	79.27	5.908	15:35:20.748
2 -	29.673	<b>19.532</b>	49.205	88.37	0.259	15:36:09.953
3 -	29.550	19.576	49.126	88.51	0.180	15:36:59.079
4 -	29.471	19.649	49.120 (3)	88.53	0.174	15:37:48.199
5 -	29.494	19.642	49.136	88.50	0.190	15:38:37.335
6 -	29.987	19.795	49.782	87.35	0.836	15:39:27.117
7 -	29.617	19.546	49.163	88.45	0.217	15:40:16.280
8 -	29.654	19.579	49.233	88.32	0.287	15:41:05.513
9 -	30.045	19.685	49.730	87.44	0.784	15:41:55.243
10 -	29.473	19.632	49.105 (2)	88.55	0.159	15:42:44.348
11 -	29.722	19.632	49.354	88.11	0.408	15:43:33.702
12 -	<b>29.379</b>	19.567	<b>48.946 (1)</b>	<b>88.84</b>		<b>15:44:22.648</b>
13 -	30.215	19.708	49.923	87.10	0.977	15:45:12.571
14 -	29.615	19.647	49.262	88.27	0.316	15:46:01.833

<b>P6</b>	<b>3</b>	<b>Colin PARKER</b>	Kawasaki - Global Robots			
IDEAL LAP TIME : 48.700		BEST LAP TIME : 48.764	DIFFERENCE : 0.064			

LAP	SECTOR 1	SECTOR 2	LAP TIME	MPH	DIFF	TIME OF DAY
1 -		19.763	55.110	78.90	6.346	15:35:21.004
2 -	29.925	19.947	49.872	87.19	1.108	15:36:10.876
3 -	29.375	<b>19.389</b>	<b>48.764 (1)</b>	<b>89.17</b>		<b>15:36:59.640</b>
4 -	<b>29.311</b>	19.582	48.893 (3)	88.94	0.129	15:37:48.533
5 -	29.586	19.444	49.030	88.69	0.266	15:38:37.563
6 -	29.977	20.179	50.156	86.70	1.392	15:39:27.719
7 -	29.453	19.417	48.870 (2)	88.98	0.106	15:40:16.589
8 -	29.527	19.582	49.109	88.55	0.345	15:41:05.698
9 -	30.022	19.633	49.655	87.57	0.891	15:41:55.353
10 -	29.569	19.583	49.152	88.47	0.388	15:42:44.505
11 -	29.768	19.573	49.341	88.13	0.577	15:43:33.846
12 -	29.385	19.562	48.947	88.84	0.183	15:44:22.793
13 -	30.091	19.788	49.879	87.18	1.115	15:45:12.672
14 -	29.650	19.827	49.477	87.89	0.713	15:46:02.149

<b>P7</b>	<b>58</b>	<b>Jamie LOVEDAY</b>	Kawasaki - Insignia signs			
IDEAL LAP TIME : 48.747		BEST LAP TIME : 48.775	DIFFERENCE : 0.028			

LAP	SECTOR 1	SECTOR 2	LAP TIME	MPH	DIFF	TIME OF DAY
1 -		19.677	55.281	78.66	6.506	15:35:21.175
2 -	29.882	19.924	49.806	87.31	1.031	15:36:10.981
3 -	29.487	19.510	48.997 (3)	88.75	0.222	15:36:59.978
4 -	29.336	<b>19.439</b>	<b>48.775 (1)</b>	<b>89.15</b>		<b>15:37:48.753</b>
5 -	29.564	19.548	49.112	88.54	0.337	15:38:37.865
6 -	29.833	19.903	49.736	87.43	0.961	15:39:27.601
7 -	<b>29.308</b>	19.590	48.898 (2)	88.93	0.123	15:40:16.499
8 -	29.773	19.585	49.358	88.10	0.583	15:41:05.857
9 -	30.157	19.464	49.621	87.63	0.846	15:41:55.478
10 -	29.608	19.564	49.172	88.43	0.397	15:42:44.650
11 -	29.759	19.588	49.347	88.12	0.572	15:43:33.997

Weather / Track : Cloudy / Dry

Brands Hatch Indy  
Circuit Length = 1.2079 miles  
Start: 15:34 Flag 15:45 End: 15:46

# BMCRC - MRO Championships 2015 - Rnd 9 @ Brands Hatch Indy

## ePayMe MRO Powerbikes inc Clubman 1000 & BMCRC Rookie 1000

### RACE 4 - SECTOR ANALYSIS

SECTOR 1 = FL to I1, SECTOR 2 = I1 to FL, DIFF = Difference To Personal Best Lap

12 -	29.439	19.570	49.009	88.73	0.234	15:44:23.006
13 -	30.088	19.737	49.825	87.27	1.050	15:45:12.831
14 -	29.716	19.903	49.619	87.63	0.844	15:46:02.450

P8 141 C Ramone DURRANI			Kawasaki -			
IDEAL LAP TIME : 48.818		BEST LAP TIME : 48.822		DIFFERENCE : 0.004		
LAP	SECTOR 1	SECTOR 2	LAP TIME	MPH	DIFF	TIME OF DAY
1 -		19.824	55.563	78.26	6.741	15:35:21.457
2 -	29.841	20.025	49.866	87.20	1.044	15:36:11.323
3 -	29.412	<b>19.410</b>	<b>48.822 (1)</b>	<b>89.07</b>		<b>15:37:00.145</b>
4 -	<b>29.408</b>	19.508	48.916 (2)	88.89	0.094	15:37:49.061
5 -	29.463	19.639	49.102 (3)	88.56	0.280	15:38:38.163
6 -	29.710	20.091	49.801	87.31	0.979	15:39:27.964
7 -	29.902	19.557	49.459	87.92	0.637	15:40:17.423
8 -	29.759	19.417	49.176	88.42	0.354	15:41:06.599
9 -	30.332	19.570	49.902	87.14	1.080	15:41:56.501
10 -	29.691	19.605	49.296	88.21	0.474	15:42:45.797
11 -	29.471	19.658	49.129	88.51	0.307	15:43:34.926
12 -	29.660	19.502	49.162	88.45	0.340	15:44:24.088
13 -	29.591	19.665	49.256	88.28	0.434	15:45:13.344
14 -	29.505	19.803	49.308	88.19	0.486	15:46:02.652

P9 31 C Jack CROUCHER			Kawasaki - co-Tron			
IDEAL LAP TIME : 48.849		BEST LAP TIME : 48.880		DIFFERENCE : 0.031		
LAP	SECTOR 1	SECTOR 2	LAP TIME	MPH	DIFF	TIME OF DAY
1 -		19.641	55.672	78.10	6.792	15:35:21.566
2 -	29.973	19.858	49.831	87.26	0.951	15:36:11.397
3 -	29.462	19.418	<b>48.880 (1)</b>	<b>88.96</b>		<b>15:37:00.277</b>
4 -	29.531	<b>19.409</b>	48.940 (2)	88.85	0.060	15:37:49.217
5 -	29.511	19.523	49.034 (3)	88.68	0.154	15:38:38.251
6 -	29.731	20.221	49.952	87.05	1.072	15:39:28.203
7 -	29.848	19.490	49.338	88.13	0.458	15:40:17.541
8 -	30.304	19.540	49.844	87.24	0.964	15:41:07.385
9 -	30.309	20.237	50.546	86.03	1.666	15:41:57.931
10 -	29.485	19.581	49.066	88.62	0.186	15:42:46.997
11 -	29.756	19.544	49.300	88.20	0.420	15:43:36.297
12 -	29.544	19.550	49.094	88.57	0.214	15:44:25.391
13 -	29.552	20.071	49.623	87.63	0.743	15:45:15.014
14 -	<b>29.440</b>	19.640	49.080	88.60	0.200	15:46:04.094

P10 76 Jason BYARD			Suzuki - May Construction			
IDEAL LAP TIME : 48.605		BEST LAP TIME : 48.936		DIFFERENCE : 0.331		
LAP	SECTOR 1	SECTOR 2	LAP TIME	MPH	DIFF	TIME OF DAY
1 -		19.745	56.268	77.28	7.332	15:35:22.162
2 -	30.305	19.566	49.871	87.19	0.935	15:36:12.033
3 -	29.957	19.823	49.780	87.35	0.844	15:37:01.813
4 -	30.172	19.478	49.650	87.58	0.714	15:37:51.463
5 -	30.008	19.449	49.457	87.92	0.521	15:38:40.920
6 -	29.866	19.590	49.456	87.92	0.520	15:39:30.376
7 -	30.356	19.494	49.850	87.23	0.914	15:40:20.226
8 -	29.792	19.733	49.525	87.80	0.589	15:41:09.751
9 -	29.642	20.225	49.867	87.20	0.931	15:41:59.618
10 -	29.974	<b>19.185</b>	49.159 (2)	88.45	0.223	15:42:48.777
11 -	29.530	19.825	49.355	88.10	0.419	15:43:38.132
12 -	29.646	19.689	49.335 (3)	88.14	0.399	15:44:27.467
13 -	29.838	19.720	49.558	87.74	0.622	15:45:17.025
14 -	<b>29.420</b>	19.516	<b>48.936 (1)</b>	<b>88.86</b>		<b>15:46:05.961</b>

Weather / Track : Cloudy / Dry

Brands Hatch Indy  
Circuit Length = 1.2079 miles  
Start: 15:34 Flag 15:45 End: 15:46

# BMCRC - MRO Championships 2015 - Rnd 9 @ Brands Hatch Indy

## ePayMe MRO Powerbikes inc Clubman 1000 & BMCRC Rookie 1000

### RACE 4 - SECTOR ANALYSIS

SECTOR 1 = FL to I1, SECTOR 2 = I1 to FL, DIFF = Difference To Personal Best Lap

<b>P11 92 C Mark SYKES</b>			Kawasaki - Mark Bowden / Tilted Barrel / Sykes Roofing			
IDEAL LAP TIME : 48.775		BEST LAP TIME : 48.837		DIFFERENCE : 0.062		
LAP	SECTOR 1	SECTOR 2	LAP TIME	MPH	DIFF	TIME OF DAY
1 -		19.892	55.938	77.73	7.101	15:35:21.832
2 -	30.210	19.614	49.824	87.27	0.987	15:36:11.656
3 -	29.856	19.510	49.366	88.08	0.529	15:37:01.022
4 -	<b>29.472</b>	19.365	<b>48.837 (1)</b>	<b>89.04</b>		<b>15:37:49.859</b>
5 -	29.608	19.383	48.991 (2)	88.76	0.154	15:38:38.850
6 -	29.754	20.035	49.789	87.34	0.952	15:39:28.639
7 -	29.810	19.700	49.510	87.83	0.673	15:40:18.149
8 -	30.274	19.519	49.793	87.33	0.956	15:41:07.942
9 -	31.207	20.288	51.495	84.44	2.658	15:41:59.437
10 -	29.689	<b>19.303</b>	48.992 (3)	88.76	0.155	15:42:48.429
11 -	29.603	19.908	49.511	87.83	0.674	15:43:37.940
12 -	29.672	19.821	49.493	87.86	0.656	15:44:27.433
13 -	30.145	20.406	50.551	86.02	1.714	15:45:17.984
14 -	29.658	19.707	49.365	88.09	0.528	15:46:07.349

<b>P12 24 C Alan SMITH</b>			Kawasaki - Mervyn Lambert Plant / Orwells Mcs			
IDEAL LAP TIME : 49.372		BEST LAP TIME : 49.453		DIFFERENCE : 0.081		
LAP	SECTOR 1	SECTOR 2	LAP TIME	MPH	DIFF	TIME OF DAY
1 -		20.103	57.540	75.57	8.087	15:35:23.434
2 -	30.086	19.659	49.745	87.41	0.292	15:36:13.179
3 -	<b>29.903</b>	19.550	<b>49.453 (1)</b>	<b>87.93</b>		<b>15:37:02.632</b>
4 -	30.069	<b>19.469</b>	49.538 (2)	87.78	0.085	15:37:52.170
5 -	30.031	19.625	49.656 (3)	87.57	0.203	15:38:41.826
6 -	30.285	19.535	49.820	87.28	0.367	15:39:31.646
7 -	30.400	19.638	50.038	86.90	0.585	15:40:21.684
8 -	30.268	20.089	50.357	86.35	0.904	15:41:12.041
9 -	30.280	19.919	50.199	86.62	0.746	15:42:02.240
10 -	30.846	19.735	50.581	85.97	1.128	15:42:52.821
11 -	30.397	19.842	50.239	86.55	0.786	15:43:43.060
12 -	30.049	20.046	50.095	86.80	0.642	15:44:33.155
13 -	30.356	19.776	50.132	86.74	0.679	15:45:23.287
14 -	31.284	19.848	51.132	85.04	1.679	15:46:14.419

<b>P13 78 R Shane HERBERT</b>			Kawasaki - FutureMoto/ Whitecroft Lighting			
IDEAL LAP TIME : 50.128		BEST LAP TIME : 50.319		DIFFERENCE : 0.191		
LAP	SECTOR 1	SECTOR 2	LAP TIME	MPH	DIFF	TIME OF DAY
1 -		20.503	58.500	74.33	8.181	15:35:24.394
2 -	31.161	20.120	51.281	84.79	0.962	15:36:15.675
3 -	30.649	20.098	50.747	85.69	0.428	15:37:06.422
4 -	30.492	20.257	50.749	85.68	0.430	15:37:57.171
5 -	31.113	20.549	51.662	84.17	1.343	15:38:48.833
6 -	30.693	20.113	50.806	85.59	0.487	15:39:39.639
7 -	30.562	20.114	50.676	85.81	0.357	15:40:30.315
8 -	31.148	20.232	51.380	84.63	1.061	15:41:21.695
9 -	30.548	20.510	51.058	85.16	0.739	15:42:12.753
10 -	30.364	21.033	51.397	84.60	1.078	15:43:04.150
11 -	30.443	20.104	50.547 (3)	86.03	0.228	15:43:54.697
12 -	<b>30.142</b>	21.008	51.150	85.01	0.831	15:44:45.847
13 -	30.338	<b>19.986</b>	50.324 (2)	86.41	0.005	15:45:36.171
14 -	30.222	20.097	<b>50.319 (1)</b>	<b>86.42</b>		<b>15:46:26.490</b>

<b>P14 17 C Luke ZUCHOWSKI</b>			BMW -			
IDEAL LAP TIME : 50.109		BEST LAP TIME : 50.180		DIFFERENCE : 0.071		
LAP	SECTOR 1	SECTOR 2	LAP TIME	MPH	DIFF	TIME OF DAY
1 -		20.998	1:00.085	72.37	9.905	15:35:25.979
2 -	31.315	20.664	51.979	83.66	1.799	15:36:17.958
3 -	31.155	20.404	51.559	84.34	1.379	15:37:09.517

Weather / Track : Cloudy / Dry

Brands Hatch Indy  
Circuit Length = 1.2079 miles  
Start: 15:34 Flag 15:45 End: 15:46



# BMCRC - MRO Championships 2015 - Rnd 9 @ Brands Hatch Indy

## ePayMe MRO Powerbikes inc Clubman 1000 & BMCRC Rookie 1000

### RACE 4 - SECTOR ANALYSIS

SECTOR 1 = FL to I1, SECTOR 2 = I1 to FL, DIFF = Difference To Personal Best Lap

4 -	30.567	20.430	50.997	85.27	0.817	15:38:00.514
5 -	30.592	20.288	50.880	85.46	0.700	15:38:51.394
6 -	30.285	20.226	50.511	86.09	0.331	15:39:41.905
7 -	30.046	20.134	<b>50.180 (1)</b>	<b>86.66</b>		<b>15:40:32.085</b>
8 -	30.245	20.107	50.352	86.36	0.172	15:41:22.437
9 -	<b>30.037</b>	20.463	50.500	86.11	0.320	15:42:12.937
10 -	30.338	21.242	51.580	84.30	1.400	15:43:04.517
11 -	30.584	20.138	50.722	85.73	0.542	15:43:55.239
12 -	30.460	20.308	50.768	85.65	0.588	15:44:46.007
13 -	30.269	<b>20.072</b>	50.341 (3)	86.38	0.161	15:45:36.348
14 -	30.164	20.105	50.269 (2)	86.50	0.089	15:46:26.617

P15 27 R Dan COX			BMW - DC Racing/ Oakwood Joinery LTD			
IDEAL LAP TIME : 50.465		BEST LAP TIME : 50.712	DIFFERENCE : 0.247			
LAP	SECTOR 1	SECTOR 2	LAP TIME	MPH	DIFF	TIME OF DAY

1 -		20.499	57.468	75.66	6.756	15:35:23.362
2 -	30.900	20.180	51.080	85.13	0.368	15:36:14.442
3 -	30.644	20.191	50.835	85.54	0.123	15:37:05.277
4 -	30.455	20.900	51.355	84.67	0.643	15:37:56.632
5 -	31.403	20.260	51.663	84.17	0.951	15:38:48.295
6 -	30.664	<b>20.092</b>	50.756 (2)	85.67	0.044	15:39:39.051
7 -	30.839	20.312	51.151	85.01	0.439	15:40:30.202
8 -	30.931	20.170	51.101	85.09	0.389	15:41:21.303
9 -	30.691	20.319	51.010	85.25	0.298	15:42:12.313
10 -	30.412	21.577	51.989	83.64	1.277	15:43:04.302
11 -	30.573	20.219	50.792 (3)	85.61	0.080	15:43:55.094
12 -	<b>30.373</b>	20.339	<b>50.712 (1)</b>	<b>85.75</b>		<b>15:44:45.806</b>
13 -	30.893	20.126	51.019	85.23	0.307	15:45:36.825
14 -	30.824	20.230	51.054	85.17	0.342	15:46:27.879

P16 57 C David MILLS			Kawasaki - Area 51 Racing			
IDEAL LAP TIME : 50.261		BEST LAP TIME : 50.590	DIFFERENCE : 0.329			
LAP	SECTOR 1	SECTOR 2	LAP TIME	MPH	DIFF	TIME OF DAY

1 -		20.512	59.387	73.22	8.797	15:35:25.281
2 -	31.790	20.185	51.975	83.66	1.385	15:36:17.256
3 -	31.019	<b>19.835</b>	50.854	85.51	0.264	15:37:08.110
4 -	30.890	20.280	51.170	84.98	0.580	15:37:59.280
5 -	30.975	20.355	51.330	84.71	0.740	15:38:50.610
6 -	30.958	20.147	51.105	85.09	0.515	15:39:41.715
7 -	30.780	20.010	50.790 (2)	85.61	0.200	15:40:32.505
8 -	30.864	19.934	50.798 (3)	85.60	0.208	15:41:23.303
9 -	30.895	20.259	51.154	85.01	0.564	15:42:14.457
10 -	30.518	20.335	50.853	85.51	0.263	15:43:05.310
11 -	31.421	20.363	51.784	83.97	1.194	15:43:57.094
12 -	30.725	20.144	50.869	85.48	0.279	15:44:47.963
13 -	30.974	20.256	51.230	84.88	0.640	15:45:39.193
14 -	<b>30.426</b>	20.164	<b>50.590 (1)</b>	<b>85.95</b>		<b>15:46:29.783</b>

P17 142 C Ross BARNES			Kawasaki - FPRacing Chasbikes			
IDEAL LAP TIME : 50.398		BEST LAP TIME : 50.420	DIFFERENCE : 0.022			
LAP	SECTOR 1	SECTOR 2	LAP TIME	MPH	DIFF	TIME OF DAY

1 -		20.407	58.236	74.67	7.816	15:35:24.130
2 -	31.198	19.939	51.137	85.03	0.717	15:36:15.267
3 -	30.858	20.044	50.902	85.43	0.482	15:37:06.169
4 -	<b>30.527</b>	19.893	<b>50.420 (1)</b>	<b>86.24</b>		<b>15:37:56.589</b>
5 -	31.221	19.900	51.121	85.06	0.701	15:38:47.710
6 -	30.858	<b>19.871</b>	50.729 (3)	85.72	0.309	15:39:38.439
7 -	30.689	20.010	50.699 (2)	85.77	0.279	15:40:29.138
8 -	31.262	20.028	51.290	84.78	0.870	15:41:20.428
9 -	30.997	20.004	51.001	85.26	0.581	15:42:11.429
10 -	31.199	22.427	53.626	81.09	3.206	15:43:05.055
11 -	31.486	20.199	51.685	84.13	1.265	15:43:56.740

Weather / Track : Cloudy / Dry

Brands Hatch Indy  
Circuit Length = 1.2079 miles  
Start: 15:34 Flag 15:45 End: 15:46

# BMCRC - MRO Championships 2015 - Rnd 9 @ Brands Hatch Indy

## ePayMe MRO Powerbikes inc Clubman 1000 & BMCRC Rookie 1000

### RACE 4 - SECTOR ANALYSIS

SECTOR 1 = FL to I1, SECTOR 2 = I1 to FL, DIFF = Difference To Personal Best Lap

12 -	31.213	20.119	51.332	84.71	0.912	15:44:48.072
13 -	31.192	20.329	51.521	84.40	1.101	15:45:39.593
14 -	30.674	20.121	50.795	85.61	0.375	15:46:30.388

P18 91 R Mark O'BRIEN			Ducati - obrienhifi.com			
IDEAL LAP TIME : 50.930		BEST LAP TIME : 51.209		DIFFERENCE : 0.279		
LAP	SECTOR 1	SECTOR 2	LAP TIME	MPH	DIFF	TIME OF DAY
1 -		21.063	1:01.253	70.99	10.044	15:35:27.147
2 -	31.451	20.368	51.819	83.91	0.610	15:36:18.966
3 -	31.443	20.540	51.983	83.65	0.774	15:37:10.949
4 -	31.282	20.351	51.633	84.22	0.424	15:38:02.582
5 -	31.372	20.379	51.751	84.02	0.542	15:38:54.333
6 -	31.395	<b>20.285</b>	51.680	84.14	0.471	15:39:46.013
7 -	31.460	20.337	51.797	83.95	0.588	15:40:37.810
8 -	30.803	20.406	<b>51.209 (1)</b>	<b>84.91</b>		<b>15:41:29.019</b>
9 -	30.856	20.517	51.373	84.64	0.164	15:42:20.392
10 -	30.942	20.342	51.284 (3)	84.79	0.075	15:43:11.676
11 -	<b>30.645</b>	20.627	51.272 (2)	84.81	0.063	15:44:02.948
12 -	31.116	20.775	51.891	83.80	0.682	15:44:54.839
13 -	31.459	20.727	52.186	83.32	0.977	15:45:47.025
14 -	30.954	20.594	51.548	84.36	0.339	15:46:38.573

P19 74 C Andrew BURKE			Honda -			
IDEAL LAP TIME : 50.922		BEST LAP TIME : 51.109		DIFFERENCE : 0.187		
LAP	SECTOR 1	SECTOR 2	LAP TIME	MPH	DIFF	TIME OF DAY
1 -		20.655	59.272	73.36	8.163	15:35:25.166
2 -	31.681	20.336	52.017	83.59	0.908	15:36:17.183
3 -	31.724	20.285	52.009	83.61	0.900	15:37:09.192
4 -	<b>30.769</b>	20.340	<b>51.109 (1)</b>	<b>85.08</b>		<b>15:38:00.301</b>
5 -	31.263	<b>20.153</b>	51.416	84.57	0.307	15:38:51.717
6 -	30.852	20.493	51.345 (3)	84.69	0.236	15:39:43.062
7 -	30.797	20.367	51.164 (2)	84.99	0.055	15:40:34.226
8 -	30.858	21.194	52.052	83.54	0.943	15:41:26.278
9 -	31.602	20.527	51.129	83.42	1.020	15:42:18.407
10 -	31.191	20.684	51.875	83.82	0.766	15:43:10.282
11 -	31.134	21.274	52.408	82.97	1.299	15:44:02.690
12 -	31.219	20.697	51.916	83.76	0.807	15:44:54.606
13 -	31.341	20.864	52.205	83.29	1.096	15:45:46.811
14 -	31.160	20.803	51.963	83.68	0.854	15:46:38.774

P20 131 C Ashley FRANCIS			Kawasaki -			
IDEAL LAP TIME : 51.142		BEST LAP TIME : 51.272		DIFFERENCE : 0.130		
LAP	SECTOR 1	SECTOR 2	LAP TIME	MPH	DIFF	TIME OF DAY
1 -		20.871	1:00.498	71.87	9.226	15:35:26.392
2 -	32.076	20.299	52.375	83.02	1.103	15:36:18.767
3 -	31.482	20.457	51.939	83.72	0.667	15:37:10.706
4 -	31.403	20.106	51.509 (3)	84.42	0.237	15:38:02.215
5 -	31.576	20.252	51.828	83.90	0.556	15:38:54.043
6 -	31.814	20.403	52.217	83.27	0.945	15:39:46.260
7 -	31.998	20.204	52.202	83.30	0.930	15:40:38.462
8 -	31.846	20.107	51.953	83.70	0.681	15:41:30.415
9 -	32.273	20.973	53.246	81.67	1.974	15:42:23.661
10 -	31.168	<b>20.104</b>	<b>51.272 (1)</b>	<b>84.81</b>		<b>15:43:14.933</b>
11 -	31.301	20.254	51.555	84.34	0.283	15:44:06.488
12 -	31.221	21.216	52.437	82.93	1.165	15:44:58.925
13 -	<b>31.038</b>	20.435	51.473 (2)	84.48	0.201	15:45:50.398

P21 46 C Simon GATES			Yamaha - No Talentino Rossi (Team FATI Yamaha)			
IDEAL LAP TIME : 51.616		BEST LAP TIME : 51.783		DIFFERENCE : 0.167		
LAP	SECTOR 1	SECTOR 2	LAP TIME	MPH	DIFF	TIME OF DAY

Weather / Track : Cloudy / Dry

Brands Hatch Indy  
Circuit Length = 1.2079 miles  
Start: 15:34 Flag 15:45 End: 15:46

# BMCRC - MRO Championships 2015 - Rnd 9 @ Brands Hatch Indy

## ePayMe MRO Powerbikes inc Clubman 1000 & BMCRC Rookie 1000

### RACE 4 - SECTOR ANALYSIS

SECTOR 1 = FL to I1, SECTOR 2 = I1 to FL, DIFF = Difference To Personal Best Lap

1 -		20.997	59.132	73.53	7.349	15:35:25.026
2 -	31.331	20.703	52.034	83.57	0.251	15:36:17.060
3 -	31.489	20.513	52.002	83.62	0.219	15:37:09.062
4 -	31.776	<b>20.491</b>	52.267	83.19	0.484	15:38:01.329
5 -	31.388	20.667	52.055	83.53	0.272	15:38:53.384
6 -	31.230	21.018	52.248	83.23	0.465	15:39:45.632
7 -	31.472	20.688	52.160	83.37	0.377	15:40:37.792
8 -	31.414	20.516	51.930 (2)	83.73	0.147	15:41:29.722
9 -	32.344	20.625	52.969	82.09	1.186	15:42:22.691
10 -	31.379	20.589	51.968 (3)	83.67	0.185	15:43:14.659
11 -	<b>31.125</b>	20.658	<b>51.783 (1)</b>	<b>83.97</b>		<b>15:44:06.442</b>
12 -	31.655	21.377	53.032	81.99	1.249	15:44:59.474
13 -	31.455	20.692	52.147	83.39	0.364	15:45:51.621

P22 52 R Lee BARRETT			Honda - LKJ contract cleaning			
IDEAL LAP TIME : 51.492		BEST LAP TIME : 51.492		DIFFERENCE : 0.000		
LAP	SECTOR 1	SECTOR 2	LAP TIME	MPH	DIFF	TIME OF DAY
1 -		21.068	59.794	72.72	8.302	15:35:25.688
2 -	32.069	20.371	52.440	82.92	0.948	15:36:18.128
3 -	31.581	20.312	51.893 (3)	83.79	0.401	15:37:10.021
4 -	<b>31.294</b>	<b>20.198</b>	<b>51.492 (1)</b>	<b>84.45</b>		<b>15:38:01.513</b>
5 -	31.754	20.306	52.060	83.53	0.568	15:38:53.573
6 -	31.545	20.580	52.125	83.42	0.633	15:39:45.698
7 -	32.221	20.378	52.599	82.67	1.107	15:40:38.297
8 -	31.638	20.484	52.122	83.43	0.630	15:41:30.419
9 -	32.420	21.019	53.439	81.37	1.947	15:42:23.858
10 -	31.599	20.324	51.923	83.75	0.431	15:43:15.781
11 -	31.312	20.474	51.786 (2)	83.97	0.294	15:44:07.567
12 -	31.379	20.640	52.019	83.59	0.527	15:44:59.586
13 -	31.757	20.605	52.362	83.04	0.870	15:45:51.948

P23 79 R Rodney HACLIN			Suzuki - www.manormews.co.uk			
IDEAL LAP TIME : 51.290		BEST LAP TIME : 51.417		DIFFERENCE : 0.127		
LAP	SECTOR 1	SECTOR 2	LAP TIME	MPH	DIFF	TIME OF DAY
1 -		21.432	1:01.837	70.32	10.420	15:35:27.731
2 -	31.829	20.365	52.194	83.31	0.777	15:36:19.925
3 -	31.655	20.497	52.152	83.38	0.735	15:37:12.077
4 -	31.108	20.309	<b>51.417 (1)</b>	<b>84.57</b>		<b>15:38:03.494</b>
5 -	31.388	20.435	51.823 (3)	83.91	0.406	15:38:55.317
6 -	<b>30.986</b>	20.586	51.572 (2)	84.32	0.155	15:39:46.889
7 -	31.877	20.385	52.262	83.20	0.845	15:40:39.151
8 -	31.584	<b>20.304</b>	51.888	83.80	0.471	15:41:31.039
9 -	32.134	21.609	53.743	80.91	2.326	15:42:24.782
10 -	31.535	20.595	52.130	83.41	0.713	15:43:16.912
11 -	31.679	21.004	52.683	82.54	1.266	15:44:09.595
12 -	32.636	20.353	52.989	82.06	1.572	15:45:02.584
13 -	31.696	21.125	52.821	82.32	1.404	15:45:55.405

P24 29 R Aaron COADY			Kawasaki - Palmer Performance / Tyres4Bikes			
IDEAL LAP TIME : 51.458		BEST LAP TIME : 51.458		DIFFERENCE : 0.000		
LAP	SECTOR 1	SECTOR 2	LAP TIME	MPH	DIFF	TIME OF DAY
1 -		21.038	1:00.330	72.07	8.872	15:35:26.224
2 -	31.851	20.592	52.443	82.92	0.985	15:36:18.667
3 -	31.336	20.598	51.934	83.73	0.476	15:37:10.601
4 -	<b>31.215</b>	<b>20.243</b>	<b>51.458 (1)</b>	<b>84.50</b>		<b>15:38:02.059</b>
5 -	31.393	20.491	51.884 (2)	83.81	0.426	15:38:53.943
6 -	31.424	20.495	51.919 (3)	83.75	0.461	15:39:45.862
7 -	31.660	20.542	52.202	83.30	0.744	15:40:38.064
8 -	31.593	20.375	51.968	83.67	0.510	15:41:30.032
9 -	32.914	21.502	54.416	79.91	2.958	15:42:24.448
10 -	31.687	20.407	52.094	83.47	0.636	15:43:16.542
11 -	31.905	20.973	52.878	82.23	1.420	15:44:09.420

Weather / Track : Cloudy / Dry

Brands Hatch Indy  
Circuit Length = 1.2079 miles  
Start: 15:34 Flag 15:45 End: 15:46

# BMCRC - MRO Championships 2015 - Rnd 9 @ Brands Hatch Indy

## ePayMe MRO Powerbikes inc Clubman 1000 & BMCRC Rookie 1000

### RACE 4 - SECTOR ANALYSIS

SECTOR 1 = FL to I1, SECTOR 2 = I1 to FL, DIFF = Difference To Personal Best Lap

12 -	32.980	20.888	53.868	80.72	2.410	15:45:03.288
13 -	32.120	21.021	53.141	81.83	1.683	15:45:56.429

P25 26 R		Eiren LONGWILL		Honda -		
IDEAL LAP TIME : 52.022		BEST LAP TIME : 52.166		DIFFERENCE : 0.144		
LAP	SECTOR 1	SECTOR 2	LAP TIME	MPH	DIFF	TIME OF DAY
1 -		21.757	1:01.672	70.51	9.506	15:35:27.566
2 -	32.598	21.105	53.703	80.97	1.537	15:36:21.269
3 -	32.411	21.176	53.587	81.15	1.421	15:37:14.856
4 -	31.941	20.773	52.714	82.49	0.548	15:38:07.570
5 -	31.606	20.955	52.561 (3)	82.73	0.395	15:39:00.131
6 -	31.849	20.785	52.634	82.61	0.468	15:39:52.765
7 -	31.408	20.823	52.231 (2)	83.25	0.065	15:40:44.996
8 -	31.970	<b>20.744</b>	52.714	82.49	0.548	15:41:37.710
9 -	31.973	21.258	53.231	81.69	1.065	15:42:30.941
10 -	31.319	21.505	52.824	82.32	0.658	15:43:23.765
11 -	31.849	20.856	52.705	82.50	0.539	15:44:16.470
12 -	31.408	21.249	52.657	82.58	0.491	15:45:09.127
13 -	<b>31.278</b>	20.888	<b>52.166 (1)</b>	<b>83.36</b>		<b>15:46:01.293</b>

P26 37 C		Aldo MORELLO		BMW - UK Roofing & Plastics Supplies Ltd		
IDEAL LAP TIME : 51.973		BEST LAP TIME : 51.982		DIFFERENCE : 0.009		
LAP	SECTOR 1	SECTOR 2	LAP TIME	MPH	DIFF	TIME OF DAY
1 -		22.075	1:02.927	69.10	10.945	15:35:28.821
2 -	32.762	20.750	53.512	81.26	1.530	15:36:22.333
3 -	32.045	20.828	52.873	82.24	0.891	15:37:15.206
4 -	32.220	20.918	53.138	81.83	1.156	15:38:08.344
5 -	31.895	20.795	52.690	82.53	0.708	15:39:01.034
6 -	31.823	<b>20.477</b>	52.300 (2)	83.14	0.318	15:39:53.334
7 -	<b>31.496</b>	20.486	<b>51.982 (1)</b>	<b>83.65</b>		<b>15:40:45.316</b>
8 -	31.928	20.686	52.614	82.65	0.632	15:41:37.930
9 -	32.081	21.128	53.209	81.72	1.227	15:42:31.139
10 -	31.559	21.440	52.999	82.05	1.017	15:43:24.138
11 -	31.816	20.668	52.484	82.85	0.502	15:44:16.622
12 -	31.513	21.071	52.584	82.69	0.602	15:45:09.206
13 -	31.563	20.841	52.404 (3)	82.98	0.422	15:46:01.610

P27 19 C		Chris LAY		Kawasaki -		
IDEAL LAP TIME : 51.826		BEST LAP TIME : 51.854		DIFFERENCE : 0.028		
LAP	SECTOR 1	SECTOR 2	LAP TIME	MPH	DIFF	TIME OF DAY
1 -		22.153	1:03.682	68.28	11.828	15:35:29.576
2 -	32.805	20.939	53.744	80.91	1.890	15:36:23.320
3 -	32.439	21.854	54.293	80.09	2.439	15:37:17.613
4 -	32.337	20.949	53.286	81.60	1.432	15:38:10.899
5 -	32.205	21.081	53.286	81.60	1.432	15:39:04.185
6 -	32.935	21.107	54.042	80.46	2.188	15:39:58.227
7 -	32.579	21.040	53.619	81.10	1.765	15:40:51.846
8 -	32.299	20.740	53.039	81.98	1.185	15:41:44.885
9 -	32.191	20.738	52.929	82.15	1.075	15:42:37.814
10 -	31.950	20.723	52.673	82.55	0.819	15:43:30.487
11 -	<b>31.302</b>	20.552	<b>51.854 (1)</b>	<b>83.86</b>		<b>15:44:22.341</b>
12 -	32.043	20.578	52.621 (3)	82.64	0.767	15:45:14.962
13 -	31.618	<b>20.524</b>	52.142 (2)	83.39	0.288	15:46:07.104

P28 41 R		Steven YOUNG		Honda -		
IDEAL LAP TIME : 51.456		BEST LAP TIME : 51.559		DIFFERENCE : 0.103		
LAP	SECTOR 1	SECTOR 2	LAP TIME	MPH	DIFF	TIME OF DAY
1 -		21.996	1:02.787	69.25	11.228	15:35:28.681
2 -	31.796	21.051	52.847	82.28	1.288	15:36:21.528
3 -	31.384	21.016	52.400	82.98	0.841	15:37:13.928

Weather / Track : Cloudy / Dry

Brands Hatch Indy  
Circuit Length = 1.2079 miles  
Start: 15:34 Flag 15:45 End: 15:46

# BMCRC - MRO Championships 2015 - Rnd 9 @ Brands Hatch Indy

## ePayMe MRO Powerbikes inc Clubman 1000 & BMCRC Rookie 1000

### RACE 4 - SECTOR ANALYSIS

SECTOR 1 = FL to I1, SECTOR 2 = I1 to FL, DIFF = Difference To Personal Best Lap

4 -	31.542	20.888	52.430	82.94	0.871	15:38:06.358
5 -	31.427	21.048	52.475	82.87	0.916	15:38:58.833
6 -	31.572	20.894	52.466	82.88	0.907	15:39:51.299
7 -	31.949	21.366	53.315	81.56	1.756	15:40:44.614
8 -	31.706	21.234	52.940	82.14	1.381	15:41:37.554
9 -	31.597	21.433	53.030	82.00	1.471	15:42:30.584
10 -	31.139	21.126	52.265	83.20	0.706	15:43:22.849
11 -	30.994	<b>20.674</b>	51.668 (2)	84.16	0.109	15:44:14.517
12 -	<b>30.782</b>	20.777	<b>51.559 (1)</b>	<b>84.34</b>		<b>15:45:06.076</b>
13 -	31.123	20.908	52.031 (3)	83.57	0.472	15:45:58.107

P29	25 R	Louis BARTLETT	Kawasaki - Mcmillian williams Solicitors			
IDEAL LAP TIME : 53.084		BEST LAP TIME : 53.085	DIFFERENCE : 0.001			

LAP	SECTOR 1	SECTOR 2	LAP TIME	MPH	DIFF	TIME OF DAY
1 -		21.660	1:02.968	69.05	9.883	15:35:28.862
2 -	33.033	<b>20.985</b>	54.018	80.50	0.933	15:36:22.880
3 -	32.610	21.902	54.512	79.77	1.427	15:37:17.392
4 -	<b>32.099</b>	20.986	<b>53.085 (1)</b>	<b>81.91</b>		<b>15:38:10.477</b>
5 -	32.229	21.335	53.564	81.18	0.479	15:39:04.041
6 -	32.646	21.327	53.973	80.56	0.888	15:39:58.014
7 -	32.328	21.216	53.544 (3)	81.21	0.459	15:40:51.558
8 -	32.152	21.099	53.251 (2)	81.66	0.166	15:41:44.809
9 -	33.198	21.195	54.393	79.94	1.308	15:42:39.202
10 -	32.761	21.348	54.109	80.36	1.024	15:43:33.311
11 -	32.901	21.417	54.318	80.05	1.233	15:44:27.629
12 -	32.642	21.340	53.982	80.55	0.897	15:45:21.611
13 -	33.074	21.124	54.198	80.23	1.113	15:46:15.809

P30	85 C	John DAVIS	Yamaha -			
IDEAL LAP TIME : 53.876		BEST LAP TIME : 53.876	DIFFERENCE : 0.000			

LAP	SECTOR 1	SECTOR 2	LAP TIME	MPH	DIFF	TIME OF DAY
1 -		21.741	1:02.413	69.67	8.537	15:35:28.307
2 -	33.004	21.497	54.501	79.78	0.625	15:36:22.808
3 -	32.666	22.196	54.862	79.26	0.986	15:37:17.670
4 -	33.167	21.495	54.662	79.55	0.786	15:38:12.332
5 -	32.830	21.609	54.439	79.88	0.563	15:39:06.771
6 -	32.940	21.377	54.317	80.05	0.441	15:40:01.088
7 -	<b>32.508</b>	<b>21.368</b>	<b>53.876 (1)</b>	<b>80.71</b>		<b>15:40:54.964</b>
8 -	33.150	21.768	54.918	79.18	1.042	15:41:49.882
9 -	32.892	21.513	54.405	79.93	0.529	15:42:44.287
10 -	32.873	21.890	54.763	79.40	0.887	15:43:39.050
11 -	32.759	21.459	54.218	80.20	0.342	15:44:33.268
12 -	32.598	21.525	54.123 (3)	80.34	0.247	15:45:27.391
13 -	32.511	21.502	54.013 (2)	80.51	0.137	15:46:21.404

P31	178 C	Dan BEIGHTON	Kawasaki - ddb plumbing and heating			
IDEAL LAP TIME : 53.733		BEST LAP TIME : 53.912	DIFFERENCE : 0.179			

LAP	SECTOR 1	SECTOR 2	LAP TIME	MPH	DIFF	TIME OF DAY
1 -		23.330	1:06.861	65.03	12.949	15:35:32.755
2 -	34.582	22.599	57.181	76.04	3.269	15:36:29.936
3 -	34.033	21.793	55.826	77.89	1.914	15:37:25.762
4 -	33.177	21.697	54.874	79.24	0.962	15:38:20.636
5 -	33.152	21.549	54.701	79.49	0.789	15:39:15.337
6 -	32.920	21.318	54.238	80.17	0.326	15:40:09.575
7 -	33.097	21.649	54.746	79.43	0.834	15:41:04.321
8 -	33.028	<b>21.190</b>	54.218 (3)	80.20	0.306	15:41:58.539
9 -	32.981	21.412	54.393	79.94	0.481	15:42:52.932
10 -	<b>32.543</b>	21.369	<b>53.912 (1)</b>	<b>80.66</b>		<b>15:43:46.844</b>
11 -	32.600	21.319	53.919 (2)	80.65	0.007	15:44:40.763
12 -	32.993	21.508	54.501	79.78	0.589	15:45:35.264
13 -	33.349	21.363	54.712	79.48	0.800	15:46:29.976

Weather / Track : Cloudy / Dry

Brands Hatch Indy  
Circuit Length = 1.2079 miles  
Start: 15:34 Flag 15:45 End: 15:46

# BMCRC - MRO Championships 2015 - Rnd 9 @ Brands Hatch Indy

## ePayMe MRO Powerbikes inc Clubman 1000 & BMCRC Rookie 1000

### RACE 4 - SECTOR ANALYSIS

SECTOR 1 = FL to I1, SECTOR 2 = I1 to FL, DIFF = Difference To Personal Best Lap

<b>P32 18 C Peter HOBDAY</b>			Kawasaki - Priority Hotel			
IDEAL LAP TIME : 54.604		BEST LAP TIME : 54.604	DIFFERENCE : 0.000			
LAP	SECTOR 1	SECTOR 2	LAP TIME	MPH	DIFF	TIME OF DAY
1 -		22.209	1:04.655	67.25	10.051	15:35:30.549
2 -	33.868	21.370	55.238	78.72	0.634	15:36:25.787
3 -	33.992	21.815	55.807	77.92	1.203	15:37:21.594
4 -	34.080	21.306	55.386	78.51	0.782	15:38:16.980
5 -	34.026	21.678	55.704	78.06	1.100	15:39:12.684
6 -	34.304	21.702	56.006	77.64	1.402	15:40:08.690
7 -	34.858	21.501	56.359	77.15	1.755	15:41:05.049
8 -	34.001	21.520	55.521	78.32	0.917	15:42:00.570
9 -	33.553	21.521	55.074	78.95	0.470	15:42:55.644
10 -	33.950	21.334	55.284	78.65	0.680	15:43:50.928
11 -	33.624	21.318	54.942 (2)	79.14	0.338	15:44:45.870
12 -	33.502	21.503	55.005 (3)	79.05	0.401	15:45:40.875
13 -	<b>33.387</b>	<b>21.217</b>	<b>54.604 (1)</b>	<b>79.63</b>		<b>15:46:35.479</b>

<b>P33 69 R Patrick ABBONDANZA</b>			Kawasaki -			
IDEAL LAP TIME : 54.672		BEST LAP TIME : 54.891	DIFFERENCE : 0.219			
LAP	SECTOR 1	SECTOR 2	LAP TIME	MPH	DIFF	TIME OF DAY
1 -		22.396	1:04.322	67.60	9.431	15:35:30.216
2 -	33.214	21.677	<b>54.891 (1)</b>	<b>79.22</b>		<b>15:36:25.107</b>
3 -	33.541	22.075	55.616	78.18	0.725	15:37:20.723
4 -	33.677	21.879	55.556	78.27	0.665	15:38:16.279
5 -	33.766	22.159	55.925	77.75	1.034	15:39:12.204
6 -	33.928	22.177	56.105	77.50	1.214	15:40:08.309
7 -	33.917	22.398	56.315	77.21	1.424	15:41:04.624
8 -	33.548	21.874	55.422	78.46	0.531	15:42:00.046
9 -	33.495	21.892	55.387	78.51	0.496	15:42:55.433
10 -	33.241	22.048	55.289	78.65	0.398	15:43:50.722
11 -	33.297	<b>21.615</b>	54.912 (2)	79.19	0.021	15:44:45.634
12 -	<b>33.057</b>	22.058	55.115 (3)	78.90	0.224	15:45:40.749
13 -	34.191	22.042	56.233	77.33	1.342	15:46:36.982

<b>P34 44 R Kevan BARRETT</b>			Kawasaki - LKJ Contracts			
IDEAL LAP TIME : 56.035		BEST LAP TIME : 56.035	DIFFERENCE : 0.000			
LAP	SECTOR 1	SECTOR 2	LAP TIME	MPH	DIFF	TIME OF DAY
1 -		22.889	1:06.322	65.56	10.287	15:35:32.216
2 -	34.661	22.618	57.279	75.91	1.244	15:36:29.495
3 -	34.089	22.406	56.495	76.97	0.460	15:37:25.990
4 -	33.910	22.298	56.208 (3)	77.36	0.173	15:38:22.198
5 -	33.817	22.261	56.078 (2)	77.54	0.043	15:39:18.276
6 -	34.701	22.857	57.558	75.55	1.523	15:40:15.834
7 -	34.151	22.413	56.564	76.87	0.529	15:41:12.398
8 -	<b>33.781</b>	<b>22.254</b>	<b>56.035 (1)</b>	<b>77.60</b>		<b>15:42:08.433</b>
9 -	34.063	23.047	57.110	76.14	1.075	15:43:05.543
10 -	34.726	22.789	57.515	75.60	1.480	15:44:03.058
11 -	34.265	22.282	56.547	76.90	0.512	15:44:59.605
12 -	34.545	22.256	56.801	76.55	0.766	15:45:56.406

<b>P35 771 R Daniel GIBBS</b>			Suzuki - Thomas Racing			
IDEAL LAP TIME : 57.744		BEST LAP TIME : 57.744	DIFFERENCE : 0.000			
LAP	SECTOR 1	SECTOR 2	LAP TIME	MPH	DIFF	TIME OF DAY
1 -		23.306	1:07.282	64.63	9.538	15:35:33.176
2 -	35.394	23.248	58.642	74.15	0.898	15:36:31.818
3 -	35.567	23.561	59.128	73.54	1.384	15:37:30.946
4 -	35.781	23.535	59.316	73.31	1.572	15:38:30.262
5 -	35.959	23.582	59.541	73.03	1.797	15:39:29.803
6 -	35.345	23.402	58.747	74.02	1.003	15:40:28.550
7 -	35.560	23.091	58.651	74.14	0.907	15:41:27.201

Weather / Track : Cloudy / Dry

Brands Hatch Indy  
Circuit Length = 1.2079 miles  
Start: 15:34 Flag 15:45 End: 15:46

# BMCRC - MRO Championships 2015 - Rnd 9 @ Brands Hatch Indy

ePayMe MRO Powerbikes inc Clubman 1000 & BMCRC Rookie 1000

## RACE 4 - SECTOR ANALYSIS

SECTOR 1 = FL to I1, SECTOR 2 = I1 to FL, DIFF = Difference To Personal Best Lap

8 -	35.335	23.409	58.744	74.02	1.000	15:42:25.945
9 -	35.130	23.238	58.368 (3)	74.50	0.624	15:43:24.313
<b>10 -</b>	<b>34.670</b>	<b>23.074</b>	<b>57.744 (1)</b>	<b>75.30</b>		<b>15:44:22.057</b>
11 -	35.040	23.238	58.278 (2)	74.61	0.534	15:45:20.335
12 -	35.684	23.723	59.407	73.20	1.663	15:46:19.742

<b>P36</b>	<b>5 R</b>	<b>Loris KING</b>	Ducati - RK Racing, DMPerformance			
IDEAL LAP TIME : 52.418		BEST LAP TIME : 52.418		DIFFERENCE : 0.000		

LAP	SECTOR 1	SECTOR 2	LAP TIME	MPH	DIFF	TIME OF DAY
1 -		21.740	1:01.999	70.13	9.581	15:35:27.893
2 -	32.594	21.484	54.078	80.41	1.660	15:36:21.971
3 -	32.164	21.000	53.164	81.79	0.746	15:37:15.135
4 -	32.110	21.027	53.137	81.83	0.719	15:38:08.272
5 -	31.662	20.965	52.627 (2)	82.63	0.209	15:39:00.899
6 -	32.227	21.170	53.397	81.43	0.979	15:39:54.296
7 -	32.072	21.038	53.110	81.87	0.692	15:40:47.406
8 -	31.790	21.090	52.880 (3)	82.23	0.462	15:41:40.286
<b>9 -</b>	<b>31.596</b>	<b>20.822</b>	<b>52.418 (1)</b>	<b>82.96</b>		<b>15:42:32.704</b>

# BMCRC - MRO Championships 2015 - Rnd 9 @ Brands Hatch Indy

## ePayMe MRO Powerbikes inc Clubman 1000 & BMCRC Rookie 1000

### RACE 4 - BEST SECTORS

SECTOR 1			SECTOR 2			IDEAL / BEST COMPARISON						
POS	NO	NAME	TIME	NO	NAME	TIME	POS	NO	NAME	IDEAL	BEST	DIFF
									<b>PERFECT LAP</b>	<b>47.462</b>		
1	158	KELLY	<b>28.527</b>	47	DANCE	<b>18.935</b>	1	158	KELLY	47.587	47.735	0.148
2	47	DANCE	<b>28.799</b>	158	KELLY	<b>19.060</b>	2	47	DANCE	47.734	47.734	0.000
3	21	BAKER	<b>28.868</b>	21	BAKER	<b>19.173</b>	3	21	BAKER	48.041	48.151	0.110
4	171	BUTLER	<b>29.019</b>	76	BYARD	<b>19.185</b>	4	171	BUTLER	48.512	48.523	0.011
5	58	LOVEDAY	<b>29.308</b>	92	SYKES	<b>19.303</b>	5	76	BYARD	48.605	48.936	0.331
6	3	PARKER	<b>29.311</b>	3	PARKER	<b>19.389</b>	6	3	PARKER	48.700	48.764	0.064
7	72	O'BRIEN	<b>29.379</b>	31	CROUCHER	<b>19.409</b>	7	58	LOVEDAY	48.747	48.775	0.028
8	141	DURRANI	<b>29.408</b>	141	DURRANI	<b>19.410</b>	8	92	SYKES	48.775	48.837	0.062
9	76	BYARD	<b>29.420</b>	58	LOVEDAY	<b>19.439</b>	9	141	DURRANI	48.818	48.822	0.004
10	31	CROUCHER	<b>29.440</b>	24	SMITH	<b>19.469</b>	10	31	CROUCHER	48.849	48.880	0.031
11	92	SYKES	<b>29.472</b>	171	BUTLER	<b>19.493</b>	11	72	O'BRIEN	48.911	48.946	0.035
12	24	SMITH	<b>29.903</b>	72	O'BRIEN	<b>19.532</b>	12	24	SMITH	49.372	49.453	0.081
13	17	ZUCHOWSKI	<b>30.037</b>	57	MILLS	<b>19.835</b>	13	17	ZUCHOWSKI	50.109	50.180	0.071
14	78	HERBERT	<b>30.142</b>	142	BARNES	<b>19.871</b>	14	78	HERBERT	50.128	50.319	0.191
15	27	COX	<b>30.373</b>	78	HERBERT	<b>19.986</b>	15	57	MILLS	50.261	50.590	0.329
16	57	MILLS	<b>30.426</b>	17	ZUCHOWSKI	<b>20.072</b>	16	142	BARNES	50.398	50.420	0.022
17	142	BARNES	<b>30.527</b>	27	COX	<b>20.092</b>	17	27	COX	50.465	50.712	0.247
18	91	O'BRIEN	<b>30.645</b>	131	FRANCIS	<b>20.104</b>	18	74	BURKE	50.922	51.109	0.187
19	74	BURKE	<b>30.769</b>	74	BURKE	<b>20.153</b>	19	91	O'BRIEN	50.930	51.209	0.279
20	41	YOUNG	<b>30.782</b>	52	BARRETT	<b>20.198</b>	20	131	FRANCIS	51.142	51.272	0.130
21	79	HACLIN	<b>30.986</b>	29	COADY	<b>20.243</b>	21	79	HACLIN	51.290	51.417	0.127
22	131	FRANCIS	<b>31.038</b>	91	O'BRIEN	<b>20.285</b>	22	41	YOUNG	51.456	51.559	0.103
23	46	GATES	<b>31.125</b>	79	HACLIN	<b>20.304</b>	23	29	COADY	51.458	51.458	0.000
24	29	COADY	<b>31.215</b>	37	MORELLO	<b>20.477</b>	24	52	BARRETT	51.492	51.492	0.000
25	26	LONGWILL	<b>31.278</b>	46	GATES	<b>20.491</b>	25	46	GATES	51.616	51.783	0.167
26	52	BARRETT	<b>31.294</b>	19	LAY	<b>20.524</b>	26	19	LAY	51.826	51.854	0.028
27	19	LAY	<b>31.302</b>	41	YOUNG	<b>20.674</b>	27	37	MORELLO	51.973	51.982	0.009
28	37	MORELLO	<b>31.496</b>	26	LONGWILL	<b>20.744</b>	28	26	LONGWILL	52.022	52.166	0.144
29	5	KING	<b>31.596</b>	5	KING	<b>20.822</b>	29	5	KING	52.418	52.418	0.000
30	25	BARTLETT	<b>32.099</b>	25	BARTLETT	<b>20.985</b>	30	25	BARTLETT	53.084	53.085	0.001
31	85	DAVIS	<b>32.508</b>	178	BEIGHTON	<b>21.190</b>	31	178	BEIGHTON	53.733	53.912	0.179
32	178	BEIGHTON	<b>32.543</b>	18	HOBDDAY	<b>21.217</b>	32	85	DAVIS	53.876	53.876	0.000
33	69	ABBONDANZA	<b>33.057</b>	85	DAVIS	<b>21.368</b>	33	18	HOBDDAY	54.604	54.604	0.000
34	18	HOBDDAY	<b>33.387</b>	69	ABBONDANZA	<b>21.615</b>	34	69	ABBONDANZA	54.672	54.891	0.219
35	44	BARRETT	<b>33.781</b>	44	BARRETT	<b>22.254</b>	35	44	BARRETT	56.035	56.035	0.000
36	771	GIBBS	<b>34.670</b>	771	GIBBS	<b>23.074</b>	36	771	GIBBS	57.744	57.744	0.000

Weather / Track : Cloudy / Dry

Results can be found at [www.tsl-timing.com](http://www.tsl-timing.com)

Brands Hatch Indy  
Circuit Length = 1.2079 miles  
Start: 15:34 Flag 15:45 End: 15:46

Printed - 15:47 Saturday, 03 October 2015



# BMCRC - MRO Championships 2015 - Rnd 9 @ Brands Hatch Indy

ePayMe MRO Powerbikes inc Clubman 1000 & BMCRC Rookie 1000



## RACE 5 - GRID (12 Laps)

ROW 13			38	39	Antony COPLEY	37	116	Matt GOODFIELD						
ROW 12	36	771	Daniel GIBBS	57.744	35	44	Kevan BARRETT	56.035	34	69	Patrick ABBONDANZA	54.891		
ROW 11			33	18	Peter HOBDAV	54.604	32	178	Dan BEIGHTON	53.912	31	85	John DAVIS	53.876
ROW 10	30	25	Louis BARTLETT	53.085	29	5	Loris KING	52.418	28	26	Eiren LONGWILL	52.166		
ROW 9			27	37	Aldo MORELLO	51.982	26	19	Chris LAY	51.854	25	46	Simon GATES	51.783
ROW 8	24	41	Steven YOUNG	51.559	23	52	Lee BARRETT	51.492	22	29	Aaron COADY	51.458		
ROW 7			21	79	Rodney HACLIN	51.417	20	131	Ashley FRANCIS	51.272	19	91	Mark O'BRIEN	51.209
ROW 6	18	74	Andrew BURKE	51.109	17	27	Dan COX	50.712	16	57	David MILLS	50.590		
ROW 5			15	142	Ross BARNES	50.420	14	78	Shane HERBERT	50.319	13	17	Luke ZUCHOWSKI	50.180
ROW 4	12	24	Alan SMITH	49.453	11	72	Michael O'BRIEN	48.946	10	76	Jason BYARD	48.936		
ROW 3			9	31	Jack CROUCHER	48.880	8	92	Mark SYKES	48.837	7	141	Ramone DURRANI	48.822
ROW 2	6	58	Jamie LOVEDAY	48.775	5	3	Colin PARKER	48.764	4	171	John BUTLER	48.523		
ROW 1			3	21	Peter BAKER	48.151	2	158	Seb KELLY	47.735	1	47	Daryl DANCE	47.734
													<b>Pole</b>	

Brands Hatch Indy  
Circuit Length = 1.2079 miles

These results are provisional until the conclusion of any judicial and technical matters.

Clerk Of Course :		Timekeeper :
-------------------	--	--------------

Results can be found at [www.tsl-timing.com](http://www.tsl-timing.com)

Printed - 15:49 Saturday, 03 October 2015



# BMCRC - MRO Championships 2015 - Rnd 9 @ Brands Hatch Indy

ePayMe MRO Powerbikes inc Clubman 1000 & BMCRC Rookie 1000



## RACE 5 - CLASSIFICATION

POS	NO	CL	PIC NAME	ENTRY	LAPS	TIME	GAP	DIFF	MPH	BEST	ON
1	47		Daryl DANCE	Yamaha - 2 brothers scaffolding/Dad	7	5:42.281			88.93	47.751	4
2	21		Peter BAKER	Kawasaki -	7	5:42.447	0.166	0.166	88.89	47.928	3
3	171		John BUTLER	Kawasaki - Butler-Hills Ltd	7	5:43.353	1.072	0.906	88.65	48.077	4
4	158		Seb KELLY	Suzuki - Go racing Developments	7	5:43.608	1.327	0.255	88.58	47.690	3
5	3		Colin PARKER	Kawasaki - Global Robots	7	5:47.135	4.854	3.527	87.68	48.353	2
6	72		Michael O'BRIEN	Yamaha -	7	5:48.588	6.307	1.453	87.32	48.590	7
7	141	C	Ramone DURRANI	Kawasaki -	7	5:49.862	7.581	1.274	87.00	48.843	4
8	92	C	Mark SYKES	Kawasaki - Mark Bowden / Tilted Barrel / Sykes Roc	7	5:50.598	8.317	0.736	86.82	48.750	3
9	24	C	Alan SMITH	Kawasaki - Mervyn Lambert Plant / Orwells Mcs	7	5:57.035	14.754	6.437	85.25	49.789	3
10	17	C	Luke ZUCHOWSKI	BMW -	7	5:59.896	17.615	2.861	84.58	49.207	6
11	27	R	Dan COX	BMW - DC Racing/ Oakwood Joinery LTD	7	6:02.088	19.807	2.192	84.06	50.404	7
12	142	C	Ross BARNES	Kawasaki - FPRacing Chasbikes	7	6:02.743	20.462	0.655	83.91	50.663	3
13	131	C	Ashley FRANCIS	Kawasaki -	7	6:02.803	20.522	0.060	83.90	50.471	4
14	74	C	Andrew BURKE	Honda -	7	6:03.419	21.138	0.616	83.76	50.594	6
15	91	R	Mark O'BRIEN	Ducati - obrienhifi.com	7	6:03.828	21.547	0.409	83.66	50.556	6
16	57	C	David MILLS	Kawasaki - Area 51 Racing	7	6:05.541	23.260	1.713	83.27	50.800	6
17	52	R	Lee BARRETT	Honda - LKJ contract cleaning	7	6:08.415	26.134	2.874	82.62	51.010	5
18	46	C	Simon GATES	Yamaha - No Talentino Rossi (Team FATI Yamaha)	7	6:14.806	32.525	6.391	81.21	52.000	5
19	41	R	Steven YOUNG	Honda -	7	6:15.132	32.851	0.326	81.14	51.680	6
20	37	C	Aldo MORELLO	BMW - UK Roofing & Plastics Supplies Ltd	7	6:15.294	33.013	0.162	81.11	51.840	3
21	5	R	Loris KING	Ducati - RK Racing, DMPPerformance	7	6:15.712	33.431	0.418	81.02	52.026	4
22	29	R	Aaron COADY	Kawasaki - Palmer Performance / Tyres4Bikes	7	6:15.941	33.660	0.229	80.97	51.946	5
23	79	R	Rodney HACLIN	Suzuki - www.manormews.co.uk	7	6:16.045	33.764	0.104	80.94	51.909	5
24	19	C	Chris LAY	Kawasaki -	7	6:17.456	35.175	1.411	80.64	52.302	6
25	26	R	Eiren LONGWILL	Honda -	7	6:18.220	35.939	0.764	80.48	52.060	4
26	25	R	Louis BARTLETT	Kawasaki - Mcmillian williams Solicitors	7	6:19.169	36.888	0.949	80.28	52.182	4
27	178	C	Dan BEIGHTON	Kawasaki - ddb plumbing and heating	7	6:23.650	41.369	4.481	79.34	53.100	4
28	69*	R	Patrick ABBONDANZA	Kawasaki -	6	5:40.596	1 Lap	1 Lap	76.60	55.008	2
29	18	C	Peter HOBDAV	Kawasaki - Priority Hotel	6	5:40.866	1 Lap	0.270	76.54	54.895	2
30	44	R	Kevan BARRETT	Kawasaki - LKJ Contracts	6	5:46.935	1 Lap	6.069	75.20	56.059	6
31	116	C	Matt GOODFIELD	Honda - Dave Goodfield (AKA Dad)	6	5:47.307	1 Lap	0.372	75.12	55.943	2

### NOT CLASSIFIED

DNF	58		Jamie LOVEDAY	Kawasaki - Insignia signs	7	5:49.945	7.664	0.000	86.98	48.840	5
DNF	76		Jason BYARD	Suzuki - May Construction	7	5:50.106	7.825	0.161	86.94	48.951	4

### FASTEST LAP

158			Seb KELLY	Suzuki - Go racing Developments	3	47.690		91.18 mph	146.74 kph
92	C		Mark SYKES	Kawasaki - Mark Bowden / Tilted Barrel / Sykes Roc	3	48.750		89.20 mph	143.55 kph
27	R		Dan COX	BMW - DC Racing/ Oakwood Joinery LTD	7	50.404		86.27 mph	138.84 kph

### Race stopped

No. 69 - Please fit a working transponder

Class - 90% of Race Speed = 80.03 mph

Class C - 90% of Race Speed = 78.30 mph

Class R - 90% of Race Speed = 75.65 mph

Brands Hatch Indy

Circuit Length = 1.2079 miles

Start: 12:10 Flag 12:16 End: 12:18

Weather / Track : Cloudy / Dry

These results are provisional until the conclusion of any judicial and technical matters.

Clerk Of Course :		Timekeeper :	
-------------------	--	--------------	--

Results can be found at [www.tsl-timing.com](http://www.tsl-timing.com)

Printed - 12:21 Sunday, 04 October 2015



# BMCRC - MRO Championships 2015 - Rnd 9 @ Brands Hatch Indy

## ePayMe MRO Powerbikes inc Clubman 1000 & BMCRC Rookie 1000

### RACE 5 - LAP CHART

LAP 1 @ 12:11:23.302		
NO	BEHIND	LAP TIME

47		53.346
21	0.070	53.416
171	0.384	53.730
3	0.930	54.276
141	1.346	54.692
76	1.586	54.932
158	1.608	54.954
72	1.852	55.198
58	2.182	55.528
92	2.440	55.786
142	3.293	56.639
24	3.301	56.647
27	4.078	57.424
17	4.546	57.892
131	4.555	57.901
74	5.279	58.625
91	5.359	58.705
57	6.638	59.984
46	6.749	1:00.095
52	6.828	1:00.174
19	7.216	1:00.562
79	7.751	1:01.097
5	7.852	1:01.198
37	7.946	1:01.292
41	8.230	1:01.576
25	8.340	1:01.686
29	8.587	1:01.933
26	9.120	1:02.466
178	9.885	1:03.231
69	10.096	1:03.442
18	10.587	1:03.933
116	11.642	1:04.988
44	11.863	1:05.209

LAP 2 @ 12:12:11.480		
NO	BEHIND	LAP TIME

21		48.108
47	0.153	48.331
171	0.373	48.167
3	1.105	48.353
158	1.169	47.739
141	2.166	48.998
76	2.375	48.967
72	2.638	48.964
58	3.011	49.007
92	3.414	49.152
24	4.953	49.830
142	6.336	51.221
27	6.855	50.955
17	7.248	50.880
131	7.579	51.202
74	8.085	50.984
91	9.113	51.932
57	9.447	50.987
52	10.398	51.748
46	11.185	52.614
19	11.728	52.690
5	12.157	52.483
37	12.857	53.089
41	13.382	53.330
29	13.750	53.341
79	14.044	54.471

25	14.322	54.160
26	14.565	53.623
178	15.008	53.301
69	16.926	55.008
18	17.304	54.895
116	19.407	55.943
44	20.219	56.534

LAP 3 @ 12:12:59.408		
NO	BEHIND	LAP TIME

21		47.928
47	0.266	48.041
171	0.629	48.184
158	0.931	47.690
3	1.756	48.579
141	3.392	49.154
76	3.534	49.087
72	3.698	48.988
58	4.043	48.960
92	4.236	48.750
24	6.814	49.789
142	9.071	50.663
27	9.716	50.789
17	10.067	50.747
131	10.488	50.837
74	10.925	50.768
91	11.744	50.559
57	12.377	50.858
52	13.848	51.378
46	15.958	52.701
19	16.387	52.587
5	16.666	52.437
37	16.769	51.840
41	17.203	51.749
29	17.848	52.026
79	18.114	51.998
25	18.824	52.430
26	19.104	52.467
178	20.323	53.243
69	24.498	55.500
18	24.836	55.460
116	27.424	55.945
44	28.558	56.267

LAP 4 @ 12:13:47.336		
NO	BEHIND	LAP TIME

21		47.928
47	0.089	47.751
171	0.778	48.077
158	0.824	47.821
3	2.564	48.736
141	4.307	48.843
76	4.557	48.951
72	4.832	49.062
58	5.143	49.028
92	5.346	49.038
24	8.827	49.941
142	12.368	51.225
27	12.494	50.706
17	12.791	50.652
131	13.031	50.471
74	13.714	50.717
91	14.519	50.703
57	15.336	50.887

52	17.063	51.143
46	20.528	52.498
5	20.764	52.026
37	20.884	52.043
41	21.482	52.207
19	22.125	53.666
29	22.166	52.246
79	22.386	52.200
25	23.078	52.182
26	23.236	52.060
178	25.495	53.100
69	31.621	55.051
18	32.028	55.120
116	36.429	56.933
44	37.058	56.428

LAP 5 @ 12:14:35.660		
NO	BEHIND	LAP TIME

21		48.324
47	0.037	48.272
171	0.674	48.220
158	0.785	48.285
3	2.905	48.665
141	5.118	49.135
76	5.296	49.063
72	5.420	48.912
58	5.659	48.840
92	5.937	48.915
24	10.552	50.049
142	14.785	50.741
17	14.916	50.449
27	15.202	51.032
131	15.351	50.644
74	16.036	50.646
91	16.858	50.663
57	18.206	51.194
52	19.749	51.010
46	24.204	52.000
5	24.558	52.118
37	24.658	52.098
41	24.991	51.833
29	25.788	51.946
79	25.971	51.909
19	26.882	53.081
25	27.138	52.384
26	27.222	52.310
178	30.670	53.499
69	39.361	56.064
18	39.653	55.949
44	45.172	56.438
116	45.254	57.149

LAP 6 @ 12:15:23.833		
NO	BEHIND	LAP TIME

21		48.173
47	0.067	48.203
171	0.832	48.331
158	0.995	48.383
3	3.909	49.177
72	6.121	48.874
141	6.584	49.639
58	6.760	49.274
76	6.899	49.776
92	7.252	49.488

24	12.597	50.218
17	15.950	49.207
142	17.681	51.069
27	17.807	50.778
131	17.933	50.755
74	18.457	50.594
91	19.241	50.556
57	20.833	50.800
52	23.014	51.438
46	28.291	52.260
41	28.498	51.680
37	28.693	52.208
5	29.333	52.948
29	29.748	52.133
79	29.927	52.129
19	31.011	52.302
25	31.660	52.695
26	31.714	52.665
178	36.094	53.597
69	46.719	55.531
18	46.989	55.509

LAP 7 @ 12:16:12.237		
NO	BEHIND	LAP TIME

47		48.337
21	0.166	48.570
171	1.072	48.644
158	1.327	48.736
44	1 Lap	56.059
3	4.854	49.349
116	1 Lap	56.349
72	6.307	48.590
141	7.581	49.401
58	7.664	49.308
76	7.825	49.330
92	8.317	49.469
24	14.754	50.561
17	17.615	50.069
27	19.807	50.404
142	20.462	51.185
131	20.522	50.993
74	21.138	51.085
91	21.547	50.710
57	23.260	50.831
52	26.134	51.524
46	32.525	52.638
41	32.851	52.757
37	33.013	52.724
5	33.431	52.502
29	33.660	52.316
79	33.764	52.241
19	35.175	52.568
26	35.939	52.629
25	36.888	53.632
178	41.369	53.679

Weather / Track : Cloudy / Dry

Brands Hatch Indy  
Circuit Length = 1.2079 miles  
Start: 12:10 Flag 12:16 End: 12:18

# BMCRC - MRO Championships 2015 - Rnd 9 @ Brands Hatch Indy

## ePayMe MRO Powerbikes inc Clubman 1000 & BMCRC Rookie 1000

### RACE 5 - SECTOR ANALYSIS

SECTOR 1 = FL to I1, SECTOR 2 = I1 to FL, DIFF = Difference To Personal Best Lap

<b>P1 47 Daryl DANCE</b>		Yamaha - 2 brothers scaffolding/Dad				
IDEAL LAP TIME : 47.699		BEST LAP TIME : 47.751		DIFFERENCE : 0.052		
LAP	SECTOR 1	SECTOR 2	LAP TIME	MPH	DIFF	TIME OF DAY
1 -		19.357	53.346	81.51	5.595	12:11:23.302
2 -	29.259	<b>19.072</b>	48.331	89.97	0.580	12:12:11.633
3 -	28.870	19.171	48.041 (2)	90.51	0.290	12:12:59.674
<b>4 -</b>	<b>28.627</b>	19.124	<b>47.751 (1)</b>	<b>91.06</b>		<b>12:13:47.425</b>
5 -	28.989	19.283	48.272	90.08	0.521	12:14:35.697
6 -	29.091	19.112	48.203 (3)	90.21	0.452	12:15:23.900
7 -	29.220	19.117	48.337	89.96	0.586	12:16:12.237

<b>P2 21 Peter BAKER</b>		Kawasaki -				
IDEAL LAP TIME : 47.753		BEST LAP TIME : 47.928		DIFFERENCE : 0.175		
LAP	SECTOR 1	SECTOR 2	LAP TIME	MPH	DIFF	TIME OF DAY
1 -		19.195	53.416	81.40	5.488	12:11:23.372
2 -	28.903	19.205	48.108 (3)	90.39	0.180	12:12:11.480
<b>3 -</b>	<b>28.813</b>	19.115	<b>47.928 (1)</b>	<b>90.73</b>		<b>12:12:59.408</b>
<b>4 -</b>	<b>28.660</b>	19.268	<b>47.928 (1)</b>	<b>90.73</b>		<b>12:13:47.336</b>
5 -	28.818	19.506	48.324	89.98	0.396	12:14:35.660
6 -	28.925	19.248	48.173	90.27	0.245	12:15:23.833
7 -	29.477	<b>19.093</b>	48.570	89.53	0.642	12:16:12.403

<b>P3 171 John BUTLER</b>		Kawasaki - Butler-Hills Ltd				
IDEAL LAP TIME : 48.012		BEST LAP TIME : 48.077		DIFFERENCE : 0.065		
LAP	SECTOR 1	SECTOR 2	LAP TIME	MPH	DIFF	TIME OF DAY
1 -		19.294	53.730	80.93	5.653	12:11:23.686
2 -	29.032	<b>19.135</b>	48.167 (2)	90.28	0.090	12:12:11.853
3 -	29.000	19.184	48.184 (3)	90.24	0.107	12:13:00.037
<b>4 -</b>	<b>28.877</b>	19.200	<b>48.077 (1)</b>	<b>90.45</b>		<b>12:13:48.114</b>
5 -	28.888	19.332	48.220	90.18	0.143	12:14:36.334
6 -	29.007	19.324	48.331	89.97	0.254	12:15:24.665
7 -	29.348	19.296	48.644	89.39	0.567	12:16:13.309

<b>P4 158 Seb KELLY</b>		Suzuki - Go racing Developments				
IDEAL LAP TIME : 47.690		BEST LAP TIME : 47.690		DIFFERENCE : 0.000		
LAP	SECTOR 1	SECTOR 2	LAP TIME	MPH	DIFF	TIME OF DAY
1 -		19.465	54.954	79.13	7.264	12:11:24.910
2 -	28.797	18.942	47.739 (2)	91.09	0.049	12:12:12.649
<b>3 -</b>	<b>28.759</b>	<b>18.931</b>	<b>47.690 (1)</b>	<b>91.18</b>		<b>12:13:00.339</b>
4 -	28.793	19.028	47.821 (3)	90.93	0.131	12:13:48.160
5 -	29.137	19.148	48.285	90.06	0.595	12:14:36.445
6 -	29.196	19.187	48.383	89.87	0.693	12:15:24.828
7 -	29.639	19.097	48.736	89.22	1.046	12:16:13.564

<b>P5 3 Colin PARKER</b>		Kawasaki - Global Robots				
IDEAL LAP TIME : 48.322		BEST LAP TIME : 48.353		DIFFERENCE : 0.031		
LAP	SECTOR 1	SECTOR 2	LAP TIME	MPH	DIFF	TIME OF DAY
1 -		19.420	54.276	80.11	5.923	12:11:24.232
<b>2 -</b>	<b>29.063</b>	<b>19.290</b>	<b>48.353 (1)</b>	<b>89.93</b>		<b>12:12:12.585</b>
3 -	29.230	19.349	48.579 (2)	89.51	0.226	12:13:01.164
4 -	29.287	19.449	48.736	89.22	0.383	12:13:49.900
5 -	<b>29.032</b>	19.633	48.665 (3)	89.35	0.312	12:14:38.565
6 -	29.478	19.699	49.177	88.42	0.824	12:15:27.742
7 -	29.617	19.732	49.349	88.11	0.996	12:16:17.091

<b>P6 72 Michael O'BRIEN</b>		Yamaha -				
IDEAL LAP TIME : 48.548		BEST LAP TIME : 48.590		DIFFERENCE : 0.042		
LAP	SECTOR 1	SECTOR 2	LAP TIME	MPH	DIFF	TIME OF DAY
1 -						
2 -						
3 -						
4 -						
5 -						
6 -						
7 -						

Weather / Track : Cloudy / Dry

Brands Hatch Indy  
Circuit Length = 1.2079 miles  
Start: 12:10 Flag 12:16 End: 12:18

# BMCRC - MRO Championships 2015 - Rnd 9 @ Brands Hatch Indy

## ePayMe MRO Powerbikes inc Clubman 1000 & BMCRC Rookie 1000

### RACE 5 - SECTOR ANALYSIS

SECTOR 1 = FL to I1, SECTOR 2 = I1 to FL, DIFF = Difference To Personal Best Lap

1 -		19.585	55.198	78.78	6.608	12:11:25.154
2 -	29.650	19.314	48.964	88.81	0.374	12:12:14.118
3 -	29.708	<b>19.280</b>	48.988	88.76	0.398	12:13:03.106
4 -	29.726	19.336	49.062	88.63	0.472	12:13:52.168
5 -	29.611	19.301	48.912 (3)	88.90	0.322	12:14:41.080
6 -	29.410	19.464	48.874 (2)	88.97	0.284	12:15:29.954
7 -	<b>29.268</b>	19.322	<b>48.590 (1)</b>	<b>89.49</b>		<b>12:16:18.544</b>

P7 141 C Ramone DURRANI			Kawasaki -			
IDEAL LAP TIME : 48.843		BEST LAP TIME : 48.843		DIFFERENCE : 0.000		
LAP	SECTOR 1	SECTOR 2	LAP TIME	MPH	DIFF	TIME OF DAY
1 -		19.687	54.692	79.51	5.849	12:11:24.648
2 -	29.449	19.549	48.998 (2)	88.75	0.155	12:12:13.646
3 -	29.557	19.597	49.154	88.46	0.311	12:13:02.800
4 -	<b>29.425</b>	<b>19.418</b>	<b>48.843 (1)</b>	<b>89.03</b>		<b>12:13:51.643</b>
5 -	29.519	19.616	49.135 (3)	88.50	0.292	12:14:40.778
6 -	30.060	19.579	49.639	87.60	0.796	12:15:30.417
7 -	29.762	19.639	49.401	88.02	0.558	12:16:19.818

P8 92 C Mark SYKES			Kawasaki - Mark Bowden / Tilted Barrel / Sykes Roofing			
IDEAL LAP TIME : 48.750		BEST LAP TIME : 48.750		DIFFERENCE : 0.000		
LAP	SECTOR 1	SECTOR 2	LAP TIME	MPH	DIFF	TIME OF DAY
1 -		19.585	55.786	77.95	7.036	12:11:25.742
2 -	29.831	19.321	49.152	88.47	0.402	12:12:14.894
3 -	<b>29.508</b>	<b>19.242</b>	<b>48.750 (1)</b>	<b>89.20</b>		<b>12:13:03.644</b>
4 -	29.680	19.358	49.038 (3)	88.67	0.288	12:13:52.682
5 -	29.581	19.334	48.915 (2)	88.90	0.165	12:14:41.597
6 -	29.980	19.508	49.488	87.87	0.738	12:15:31.085
7 -	29.964	19.505	49.469	87.90	0.719	12:16:20.554

P9 24 C Alan SMITH			Kawasaki - Mervyn Lambert Plant / Orwells Mcs			
IDEAL LAP TIME : 49.668		BEST LAP TIME : 49.789		DIFFERENCE : 0.121		
LAP	SECTOR 1	SECTOR 2	LAP TIME	MPH	DIFF	TIME OF DAY
1 -		19.922	56.647	76.76	6.858	12:11:26.603
2 -	30.226	<b>19.604</b>	49.830 (2)	87.26	0.041	12:12:16.433
3 -	<b>30.064</b>	19.725	<b>49.789 (1)</b>	<b>87.34</b>		<b>12:13:06.222</b>
4 -	30.249	19.692	49.941 (3)	87.07	0.152	12:13:56.163
5 -	30.291	19.758	50.049	86.88	0.260	12:14:46.212
6 -	30.417	19.801	50.218	86.59	0.429	12:15:36.430
7 -	30.671	19.890	50.561	86.00	0.772	12:16:26.991

P10 17 C Luke ZUCHOWSKI			BMW -			
IDEAL LAP TIME : 49.207		BEST LAP TIME : 49.207		DIFFERENCE : 0.000		
LAP	SECTOR 1	SECTOR 2	LAP TIME	MPH	DIFF	TIME OF DAY
1 -		20.449	57.892	75.11	8.685	12:11:27.848
2 -	30.922	19.958	50.880	85.46	1.673	12:12:18.728
3 -	30.406	20.341	50.747	85.69	1.540	12:13:09.475
4 -	30.365	20.287	50.652	85.85	1.445	12:14:00.127
5 -	30.312	20.137	50.449 (3)	86.19	1.242	12:14:50.576
6 -	<b>29.599</b>	<b>19.608</b>	<b>49.207 (1)</b>	<b>88.37</b>		<b>12:15:39.783</b>
7 -	30.156	19.913	50.069 (2)	86.85	0.862	12:16:29.852

P11 27 R Dan COX			BMW - DC Racing/ Oakwood Joinery LTD			
IDEAL LAP TIME : 50.404		BEST LAP TIME : 50.404		DIFFERENCE : 0.000		
LAP	SECTOR 1	SECTOR 2	LAP TIME	MPH	DIFF	TIME OF DAY
1 -		20.216	57.424	75.72	7.020	12:11:27.380
2 -	30.708	20.247	50.955	85.34	0.551	12:12:18.335
3 -	30.631	20.158	50.789	85.62	0.385	12:13:09.124
4 -	30.502	20.204	50.706 (2)	85.76	0.302	12:13:59.830

Weather / Track : Cloudy / Dry

Brands Hatch Indy  
Circuit Length = 1.2079 miles  
Start: 12:10 Flag 12:16 End: 12:18

# BMCRC - MRO Championships 2015 - Rnd 9 @ Brands Hatch Indy

## ePayMe MRO Powerbikes inc Clubman 1000 & BMCRC Rookie 1000

### RACE 5 - SECTOR ANALYSIS

SECTOR 1 = FL to I1, SECTOR 2 = I1 to FL, DIFF = Difference To Personal Best Lap

5 -	30.945	20.087	51.032	85.21	0.628	12:14:50.862
6 -	30.720	20.058	50.778 (3)	85.63	0.374	12:15:41.640
7 -	<b>30.429</b>	<b>19.975</b>	<b>50.404 (1)</b>	<b>86.27</b>		<b>12:16:32.044</b>

P12 142 C		Ross BARNES		Kawasaki - FPRacing Chasbikes			
IDEAL LAP TIME : 50.538		BEST LAP TIME : 50.663		DIFFERENCE : 0.125			
LAP	SECTOR 1	SECTOR 2	LAP TIME	MPH	DIFF	TIME OF DAY	
1 -		20.015	56.639	76.77	5.976	12:11:26.595	
2 -	31.152	20.069	51.221	84.89	0.558	12:12:17.816	
3 -	30.780	<b>19.883</b>	<b>50.663 (1)</b>	<b>85.83</b>		<b>12:13:08.479</b>	
4 -	31.130	20.095	51.225	84.89	0.562	12:13:59.704	
5 -	<b>30.655</b>	20.086	50.741 (2)	85.70	0.078	12:14:50.445	
6 -	30.927	20.142	51.069 (3)	85.15	0.406	12:15:41.514	
7 -	30.903	20.282	51.185	84.95	0.522	12:16:32.699	

P13 131 C		Ashley FRANCIS		Kawasaki -			
IDEAL LAP TIME : 50.471		BEST LAP TIME : 50.471		DIFFERENCE : 0.000			
LAP	SECTOR 1	SECTOR 2	LAP TIME	MPH	DIFF	TIME OF DAY	
1 -		20.153	57.901	75.10	7.430	12:11:27.857	
2 -	31.226	19.976	51.202	84.93	0.731	12:12:19.059	
3 -	30.823	20.014	50.837	85.54	0.366	12:13:09.896	
4 -	<b>30.669</b>	<b>19.802</b>	<b>50.471 (1)</b>	<b>86.16</b>		<b>12:14:00.367</b>	
5 -	30.777	19.867	50.644 (2)	85.86	0.173	12:14:51.011	
6 -	30.841	19.914	50.755 (3)	85.67	0.284	12:15:41.766	
7 -	31.078	19.915	50.993	85.27	0.522	12:16:32.759	

P14 74 C		Andrew BURKE		Honda -			
IDEAL LAP TIME : 50.594		BEST LAP TIME : 50.594		DIFFERENCE : 0.000			
LAP	SECTOR 1	SECTOR 2	LAP TIME	MPH	DIFF	TIME OF DAY	
1 -		20.408	58.625	74.17	8.031	12:11:28.581	
2 -	31.011	19.973	50.984	85.29	0.390	12:12:19.565	
3 -	30.792	19.976	50.768	85.65	0.174	12:13:10.333	
4 -	30.696	20.021	50.717 (3)	85.74	0.123	12:14:01.050	
5 -	30.641	20.005	50.646 (2)	85.86	0.052	12:14:51.696	
6 -	<b>30.634</b>	<b>19.960</b>	<b>50.594 (1)</b>	<b>85.95</b>		<b>12:15:42.290</b>	
7 -	31.074	20.011	51.085	85.12	0.491	12:16:33.375	

P15 91 R		Mark O'BRIEN		Ducati - obrienhifi.com			
IDEAL LAP TIME : 50.502		BEST LAP TIME : 50.556		DIFFERENCE : 0.054			
LAP	SECTOR 1	SECTOR 2	LAP TIME	MPH	DIFF	TIME OF DAY	
1 -		20.306	58.705	74.07	8.149	12:11:28.661	
2 -	31.818	20.114	51.932	83.73	1.376	12:12:20.593	
3 -	30.487	<b>20.072</b>	50.559 (2)	86.01	0.003	12:13:11.152	
4 -	30.626	20.077	50.703	85.76	0.147	12:14:01.855	
5 -	30.565	20.098	50.663 (3)	85.83	0.107	12:14:52.518	
6 -	<b>30.430</b>	20.126	<b>50.556 (1)</b>	<b>86.01</b>		<b>12:15:43.074</b>	
7 -	30.613	20.097	50.710	85.75	0.154	12:16:33.784	

P16 57 C		David MILLS		Kawasaki - Area 51 Racing			
IDEAL LAP TIME : 50.715		BEST LAP TIME : 50.800		DIFFERENCE : 0.085			
LAP	SECTOR 1	SECTOR 2	LAP TIME	MPH	DIFF	TIME OF DAY	
1 -		20.711	59.984	72.49	9.184	12:11:29.940	
2 -	30.992	19.995	50.987	85.28	0.187	12:12:20.927	
3 -	30.916	<b>19.942</b>	50.858 (3)	85.50	0.058	12:13:11.785	
4 -	30.874	20.013	50.887	85.45	0.087	12:14:02.672	
5 -	31.040	20.154	51.194	84.94	0.394	12:14:53.866	
6 -	<b>30.773</b>	20.027	<b>50.800 (1)</b>	<b>85.60</b>		<b>12:15:44.666</b>	
7 -	30.874	19.957	50.831 (2)	85.55	0.031	12:16:35.497	

Weather / Track : Cloudy / Dry

Brands Hatch Indy  
Circuit Length = 1.2079 miles  
Start: 12:10 Flag 12:16 End: 12:18

# BMCRC - MRO Championships 2015 - Rnd 9 @ Brands Hatch Indy

## ePayMe MRO Powerbikes inc Clubman 1000 & BMCRC Rookie 1000

### RACE 5 - SECTOR ANALYSIS

SECTOR 1 = FL to I1, SECTOR 2 = I1 to FL, DIFF = Difference To Personal Best Lap

P17 52 R		Lee BARRETT		Honda - LKJ contract cleaning		
IDEAL LAP TIME : 50.949		BEST LAP TIME : 51.010		DIFFERENCE : 0.061		
LAP	SECTOR 1	SECTOR 2	LAP TIME	MPH	DIFF	TIME OF DAY
1 -		20.714	1:00.174	72.26	9.164	12:11:30.130
2 -	31.515	20.233	51.748	84.03	0.738	12:12:21.878
3 -	31.176	20.202	51.378 (3)	84.63	0.368	12:13:13.256
4 -	31.076	<b>20.067</b>	51.143 (2)	85.02	0.133	12:14:04.399
5 -	<b>30.882</b>	20.128	<b>51.010 (1)</b>	<b>85.25</b>		<b>12:14:55.409</b>
6 -	31.080	20.358	51.438	84.54	0.428	12:15:46.847
7 -	31.211	20.313	51.524	84.39	0.514	12:16:38.371

P18 46 C		Simon GATES		Yamaha - No Talentino Rossi (Team FATI Yamaha)		
IDEAL LAP TIME : 52.000		BEST LAP TIME : 52.000		DIFFERENCE : 0.000		
LAP	SECTOR 1	SECTOR 2	LAP TIME	MPH	DIFF	TIME OF DAY
1 -		21.000	1:00.095	72.36	8.095	12:11:30.051
2 -	31.904	20.710	52.614	82.65	0.614	12:12:22.665
3 -	31.910	20.791	52.701	82.51	0.701	12:13:15.366
4 -	31.727	20.771	52.498 (3)	82.83	0.498	12:14:07.864
5 -	<b>31.422</b>	<b>20.578</b>	<b>52.000 (1)</b>	<b>83.62</b>		<b>12:14:59.864</b>
6 -	31.553	20.707	52.260 (2)	83.21	0.260	12:15:52.124
7 -	31.758	20.880	52.638	82.61	0.638	12:16:44.762

P19 41 R		Steven YOUNG		Honda -		
IDEAL LAP TIME : 51.485		BEST LAP TIME : 51.680		DIFFERENCE : 0.195		
LAP	SECTOR 1	SECTOR 2	LAP TIME	MPH	DIFF	TIME OF DAY
1 -		21.335	1:01.576	70.62	9.896	12:11:31.532
2 -	32.389	20.941	53.330	81.54	1.650	12:12:24.862
3 -	<b>30.969</b>	20.780	51.749 (2)	84.03	0.069	12:13:16.611
4 -	31.673	20.534	52.207	83.29	0.527	12:14:08.818
5 -	31.317	<b>20.516</b>	51.833 (3)	83.89	0.153	12:15:00.651
6 -	30.994	20.686	<b>51.680 (1)</b>	<b>84.14</b>		<b>12:15:52.331</b>
7 -	31.607	21.150	52.757	82.42	1.077	12:16:45.088

P20 37 C		Aldo MORELLO		BMW - UK Roofing & Plastics Supplies Ltd		
IDEAL LAP TIME : 51.711		BEST LAP TIME : 51.840		DIFFERENCE : 0.129		
LAP	SECTOR 1	SECTOR 2	LAP TIME	MPH	DIFF	TIME OF DAY
1 -		21.296	1:01.292	70.94	9.452	12:11:31.248
2 -	32.598	20.491	53.089	81.91	1.249	12:12:24.337
3 -	<b>31.230</b>	20.610	<b>51.840 (1)</b>	<b>83.88</b>		<b>12:13:16.177</b>
4 -	31.488	20.555	52.043 (2)	83.55	0.203	12:14:08.220
5 -	31.617	<b>20.481</b>	52.098 (3)	83.46	0.258	12:15:00.318
6 -	31.653	20.555	52.208	83.29	0.368	12:15:52.526
7 -	31.797	20.927	52.724	82.47	0.884	12:16:45.250

P21 5 R		Loris KING		Ducati - RK Racing, DMPerformance		
IDEAL LAP TIME : 51.848		BEST LAP TIME : 52.026		DIFFERENCE : 0.178		
LAP	SECTOR 1	SECTOR 2	LAP TIME	MPH	DIFF	TIME OF DAY
1 -		21.344	1:01.198	71.05	9.172	12:11:31.154
2 -	31.785	20.698	52.483	82.85	0.457	12:12:23.637
3 -	31.663	20.774	52.437 (3)	82.93	0.411	12:13:16.074
4 -	<b>31.244</b>	20.782	<b>52.026 (1)</b>	<b>83.58</b>		<b>12:14:08.100</b>
5 -	31.508	20.610	52.118 (2)	83.43	0.092	12:15:00.218
6 -	32.344	<b>20.604</b>	52.948	82.12	0.922	12:15:53.166
7 -	31.395	21.107	52.502	82.82	0.476	12:16:45.668

P22 29 R		Aaron COADY		Kawasaki - Palmer Performance / Tyres4Bikes		
IDEAL LAP TIME : 51.787		BEST LAP TIME : 51.946		DIFFERENCE : 0.159		
LAP	SECTOR 1	SECTOR 2	LAP TIME	MPH	DIFF	TIME OF DAY
1 -						
2 -						
3 -						
4 -						
5 -						
6 -						
7 -						

Weather / Track : Cloudy / Dry

Brands Hatch Indy  
Circuit Length = 1.2079 miles  
Start: 12:10 Flag 12:16 End: 12:18

# BMCRC - MRO Championships 2015 - Rnd 9 @ Brands Hatch Indy

## ePayMe MRO Powerbikes inc Clubman 1000 & BMCRC Rookie 1000

### RACE 5 - SECTOR ANALYSIS

SECTOR 1 = FL to I1, SECTOR 2 = I1 to FL, DIFF = Difference To Personal Best Lap

1 -		21.338	1:01.933	70.21	9.987	12:11:31.889
2 -	32.210	21.131	53.341	81.52	1.395	12:12:25.230
3 -	31.389	20.637	52.026 (2)	83.58	0.080	12:13:17.256
4 -	31.517	20.729	52.246	83.23	0.300	12:14:09.502
5 -	<b>31.380</b>	20.566	<b>51.946 (1)</b>	<b>83.71</b>		<b>12:15:01.448</b>
6 -	31.726	<b>20.407</b>	52.133 (3)	83.41	0.187	12:15:53.581
7 -	31.387	20.929	52.316	83.12	0.370	12:16:45.897

P23	79 R	Rodney HACLIN	Suzuki - www.manormews.co.uk
IDEAL LAP TIME : 51.771	BEST LAP TIME : 51.909	DIFFERENCE : 0.138	

LAP	SECTOR 1	SECTOR 2	LAP TIME	MPH	DIFF	TIME OF DAY
1 -		21.118	1:01.097	71.17	9.188	12:11:31.053
2 -	33.070	21.401	54.471	79.83	2.562	12:12:25.524
3 -	<b>31.361</b>	20.637	51.998 (2)	83.63	0.089	12:13:17.522
4 -	31.647	20.553	52.200	83.30	0.291	12:14:09.722
5 -	31.499	<b>20.410</b>	<b>51.909 (1)</b>	<b>83.77</b>		<b>12:15:01.631</b>
6 -	31.712	20.417	52.129 (3)	83.42	0.220	12:15:53.760
7 -	31.366	20.875	52.241	83.24	0.332	12:16:46.001

P24	19 C	Chris LAY	Kawasaki -
IDEAL LAP TIME : 52.302	BEST LAP TIME : 52.302	DIFFERENCE : 0.000	

LAP	SECTOR 1	SECTOR 2	LAP TIME	MPH	DIFF	TIME OF DAY
1 -		21.090	1:00.562	71.80	8.260	12:11:30.518
2 -	31.959	20.731	52.690	82.53	0.388	12:12:23.208
3 -	31.733	20.854	52.587 (3)	82.69	0.285	12:13:15.795
4 -	32.776	20.890	53.666	81.03	1.364	12:14:09.461
5 -	32.377	20.704	53.081	81.92	0.779	12:15:02.542
6 -	<b>31.727</b>	<b>20.575</b>	<b>52.302 (1)</b>	<b>83.14</b>		<b>12:15:54.844</b>
7 -	31.862	20.706	52.568 (2)	82.72	0.266	12:16:47.412

P25	26 R	Eiren LONGWILL	Honda -
IDEAL LAP TIME : 51.997	BEST LAP TIME : 52.060	DIFFERENCE : 0.063	

LAP	SECTOR 1	SECTOR 2	LAP TIME	MPH	DIFF	TIME OF DAY
1 -		21.666	1:02.466	69.61	10.406	12:11:32.422
2 -	32.148	21.475	53.623	81.09	1.563	12:12:26.045
3 -	31.572	20.895	52.467 (3)	82.88	0.407	12:13:18.512
4 -	31.601	20.459	<b>52.060 (1)</b>	<b>83.53</b>		<b>12:14:10.572</b>
5 -	<b>31.571</b>	20.739	52.310 (2)	83.13	0.250	12:15:02.882
6 -	31.829	20.836	52.665	82.57	0.605	12:15:55.547
7 -	32.203	<b>20.426</b>	52.629	82.62	0.569	12:16:48.176

P26	25 R	Louis BARTLETT	Kawasaki - Mcmillian williams Solicitors
IDEAL LAP TIME : 52.152	BEST LAP TIME : 52.182	DIFFERENCE : 0.030	

LAP	SECTOR 1	SECTOR 2	LAP TIME	MPH	DIFF	TIME OF DAY
1 -		21.364	1:01.686	70.49	9.504	12:11:31.642
2 -	33.215	20.945	54.160	80.29	1.978	12:12:25.802
3 -	31.728	<b>20.702</b>	52.430 (3)	82.94	0.248	12:13:18.232
4 -	<b>31.450</b>	20.732	<b>52.182 (1)</b>	<b>83.33</b>		<b>12:14:10.414</b>
5 -	31.484	20.900	52.384 (2)	83.01	0.202	12:15:02.798
6 -	31.858	20.837	52.695	82.52	0.513	12:15:55.493
7 -	32.458	21.174	53.632	81.08	1.450	12:16:49.125

P27	178 C	Dan BEIGHTON	Kawasaki - ddb plumbing and heating
IDEAL LAP TIME : 53.100	BEST LAP TIME : 53.100	DIFFERENCE : 0.000	

LAP	SECTOR 1	SECTOR 2	LAP TIME	MPH	DIFF	TIME OF DAY
1 -		21.567	1:03.231	68.77	10.131	12:11:33.187
2 -	32.201	21.100	53.301 (3)	81.58	0.201	12:12:26.488
3 -	32.175	21.068	53.243 (2)	81.67	0.143	12:13:19.731
4 -	<b>32.127</b>	<b>20.973</b>	<b>53.100 (1)</b>	<b>81.89</b>		<b>12:14:12.831</b>

Weather / Track : Cloudy / Dry

Brands Hatch Indy  
Circuit Length = 1.2079 miles  
Start: 12:10 Flag 12:16 End: 12:18



# BMCRC - MRO Championships 2015 - Rnd 9 @ Brands Hatch Indy

## ePayMe MRO Powerbikes inc Clubman 1000 & BMCRC Rookie 1000

### RACE 5 - SECTOR ANALYSIS

SECTOR 1 = FL to I1, SECTOR 2 = I1 to FL, DIFF = Difference To Personal Best Lap

5 -	32.511	20.988	53.499	81.28	0.399	12:15:06.330
6 -	32.496	21.101	53.597	81.13	0.497	12:15:59.927
7 -	32.550	21.129	53.679	81.01	0.579	12:16:53.606

<b>P28</b>	<b>69 R</b>	<b>Patrick ABBONDANZA</b>	Kawasaki -			
IDEAL LAP TIME :		BEST LAP TIME : 55.008	DIFFERENCE :			
LAP	SECTOR 1	SECTOR 2	LAP TIME	MPH	DIFF	TIME OF DAY
1 -			1:03.442	68.54	8.434	12:11:33.398
<b>2 -</b>			<b>55.008 (1)</b>	<b>79.05</b>		<b>12:12:28.406</b>
3 -			55.500 (3)	78.35	0.492	12:13:23.906
4 -			55.051 (2)	78.99	0.043	12:14:18.957
5 -			56.064	77.56	1.056	12:15:15.021
6 -			55.531	78.30	0.523	12:16:10.552

<b>P29</b>	<b>18 C</b>	<b>Peter HOBDA</b>	Kawasaki - Priority Hotel			
IDEAL LAP TIME : 54.647		BEST LAP TIME : 54.895	DIFFERENCE : 0.248			
LAP	SECTOR 1	SECTOR 2	LAP TIME	MPH	DIFF	TIME OF DAY
1 -		21.773	1:03.933	68.01	9.038	12:11:33.889
<b>2 -</b>	33.529	<b>21.366</b>	<b>54.895 (1)</b>	<b>79.21</b>		<b>12:12:28.784</b>
3 -	33.478	21.982	55.460 (3)	78.40	0.565	12:13:24.244
4 -	<b>33.281</b>	21.839	55.120 (2)	78.89	0.225	12:14:19.364
5 -	34.074	21.875	55.949	77.72	1.054	12:15:15.313
6 -	33.894	21.615	55.509	78.34	0.614	12:16:10.822

<b>P30</b>	<b>44 R</b>	<b>Kevan BARRETT</b>	Kawasaki - LKJ Contracts			
IDEAL LAP TIME : 56.059		BEST LAP TIME : 56.059	DIFFERENCE : 0.000			
LAP	SECTOR 1	SECTOR 2	LAP TIME	MPH	DIFF	TIME OF DAY
1 -		22.745	1:05.209	66.68	9.150	12:11:35.165
2 -	34.461	22.073	56.534	76.92	0.475	12:12:31.699
3 -	34.054	22.213	56.267 (2)	77.28	0.208	12:13:27.966
4 -	34.080	22.348	56.428 (3)	77.06	0.369	12:14:24.394
5 -	34.376	22.062	56.438	77.05	0.379	12:15:20.832
<b>6 -</b>	<b>34.009</b>	<b>22.050</b>	<b>56.059 (1)</b>	<b>77.57</b>		<b>12:16:16.891</b>

<b>P31</b>	<b>116 C</b>	<b>Matt GOODFIELD</b>	Honda - Dave Goodfield (AKA Dad)			
IDEAL LAP TIME : 55.790		BEST LAP TIME : 55.943	DIFFERENCE : 0.153			
LAP	SECTOR 1	SECTOR 2	LAP TIME	MPH	DIFF	TIME OF DAY
1 -		22.567	1:04.988	66.91	9.045	12:11:34.944
<b>2 -</b>	34.013	<b>21.930</b>	<b>55.943 (1)</b>	<b>77.73</b>		<b>12:12:30.887</b>
3 -	<b>33.860</b>	22.085	55.945 (2)	77.72	0.002	12:13:26.832
4 -	34.217	22.716	56.933	76.38	0.990	12:14:23.765
5 -	34.398	22.751	57.149	76.09	1.206	12:15:20.914
6 -	34.242	22.107	56.349 (3)	77.17	0.406	12:16:17.263

<b>P32</b>	<b>58</b>	<b>Jamie LOVEDAY</b>	Kawasaki - Insignia signs			
IDEAL LAP TIME : 48.837		BEST LAP TIME : 48.840	DIFFERENCE : 0.003			
LAP	SECTOR 1	SECTOR 2	LAP TIME	MPH	DIFF	TIME OF DAY
1 -		19.667	55.528	78.31	6.688	12:11:25.484
2 -	29.494	19.513	49.007 (3)	88.73	0.167	12:12:14.491
3 -	<b>29.462</b>	19.498	48.960 (2)	88.81	0.120	12:13:03.451
4 -	29.515	19.513	49.028	88.69	0.188	12:13:52.479
<b>5 -</b>	29.465	<b>19.375</b>	<b>48.840 (1)</b>	<b>89.03</b>		<b>12:14:41.319</b>
6 -	29.606	19.668	49.274	88.25	0.434	12:15:30.593
7 -	29.719	19.589	49.308	88.19	0.468	12:16:19.901

<b>P33</b>	<b>76</b>	<b>Jason BYARD</b>	Suzuki - May Construction			
IDEAL LAP TIME : 48.813		BEST LAP TIME : 48.951	DIFFERENCE : 0.138			
LAP	SECTOR 1	SECTOR 2	LAP TIME	MPH	DIFF	TIME OF DAY

Weather / Track : Cloudy / Dry

Brands Hatch Indy  
Circuit Length = 1.2079 miles  
Start: 12:10 Flag 12:16 End: 12:18

# BMCRC - MRO Championships 2015 - Rnd 9 @ Brands Hatch Indy

## ePayMe MRO Powerbikes inc Clubman 1000 & BMCRC Rookie 1000

### RACE 5 - SECTOR ANALYSIS

SECTOR 1 = FL to I1, SECTOR 2 = I1 to FL, DIFF = Difference To Personal Best Lap

1 -		19.618	54.932	79.16	5.981	12:11:24.888
2 -	29.690	<b>19.277</b>	48.967 (2)	88.80	0.016	12:12:13.855
3 -	29.699	19.388	49.087	88.58	0.136	12:13:02.942
<b>4 -</b>	<b>29.536</b>	19.415	<b>48.951 (1)</b>	<b>88.83</b>		<b>12:13:51.893</b>
5 -	29.675	19.388	49.063 (3)	88.63	0.112	12:14:40.956
6 -	30.318	19.458	49.776	87.36	0.825	12:15:30.732
7 -	29.884	19.446	49.330	88.15	0.379	12:16:20.062

# BMCRC - MRO Championships 2015 - Rnd 9 @ Brands Hatch Indy

## ePayMe MRO Powerbikes inc Clubman 1000 & BMCRC Rookie 1000

### RACE 5 - BEST SECTORS

SECTOR 1			SECTOR 2			IDEAL / BEST COMPARISON						
POS	NO	NAME	TIME	NO	NAME	TIME	POS	NO	NAME	IDEAL	BEST	DIFF
									<b>PERFECT LAP</b>	<b>47.558</b>		
1	47	DANCE	<b>28.627</b>	158	KELLY	<b>18.931</b>	1	158	KELLY	47.690	47.690	0.000
2	21	BAKER	<b>28.660</b>	47	DANCE	<b>19.072</b>	2	47	DANCE	47.699	47.751	0.052
3	158	KELLY	<b>28.759</b>	21	BAKER	<b>19.093</b>	3	21	BAKER	47.753	47.928	0.175
4	171	BUTLER	<b>28.877</b>	171	BUTLER	<b>19.135</b>	4	171	BUTLER	48.012	48.077	0.065
5	3	PARKER	<b>29.032</b>	92	SYKES	<b>19.242</b>	5	3	PARKER	48.322	48.353	0.031
6	72	O'BRIEN	<b>29.268</b>	76	BYARD	<b>19.277</b>	6	72	O'BRIEN	48.548	48.590	0.042
7	141	DURRANI	<b>29.425</b>	72	O'BRIEN	<b>19.280</b>	7	92	SYKES	48.750	48.750	0.000
8	58	LOVEDAY	<b>29.462</b>	3	PARKER	<b>19.290</b>	8	76	BYARD	48.813	48.951	0.138
9	92	SYKES	<b>29.508</b>	58	LOVEDAY	<b>19.375</b>	9	58	LOVEDAY	48.837	48.840	0.003
10	76	BYARD	<b>29.536</b>	141	DURRANI	<b>19.418</b>	10	141	DURRANI	48.843	48.843	0.000
11	17	ZUCHOWSKI	<b>29.599</b>	24	SMITH	<b>19.604</b>	11	17	ZUCHOWSKI	49.207	49.207	0.000
12	24	SMITH	<b>30.064</b>	17	ZUCHOWSKI	<b>19.608</b>	12	24	SMITH	49.668	49.789	0.121
13	27	COX	<b>30.429</b>	131	FRANCIS	<b>19.802</b>	13	27	COX	50.404	50.404	0.000
14	91	O'BRIEN	<b>30.430</b>	142	BARNES	<b>19.883</b>	14	131	FRANCIS	50.471	50.471	0.000
15	74	BURKE	<b>30.634</b>	57	MILLS	<b>19.942</b>	15	91	O'BRIEN	50.502	50.556	0.054
16	142	BARNES	<b>30.655</b>	74	BURKE	<b>19.960</b>	16	142	BARNES	50.538	50.663	0.125
17	131	FRANCIS	<b>30.669</b>	27	COX	<b>19.975</b>	17	74	BURKE	50.594	50.594	0.000
18	57	MILLS	<b>30.773</b>	52	BARRETT	<b>20.067</b>	18	57	MILLS	50.715	50.800	0.085
19	52	BARRETT	<b>30.882</b>	91	O'BRIEN	<b>20.072</b>	19	52	BARRETT	50.949	51.010	0.061
20	41	YOUNG	<b>30.969</b>	29	COADY	<b>20.407</b>	20	41	YOUNG	51.485	51.680	0.195
21	37	MORELLO	<b>31.230</b>	79	HACLIN	<b>20.410</b>	21	37	MORELLO	51.711	51.840	0.129
22	5	KING	<b>31.244</b>	26	LONGWILL	<b>20.426</b>	22	79	HACLIN	51.771	51.909	0.138
23	79	HACLIN	<b>31.361</b>	37	MORELLO	<b>20.481</b>	23	29	COADY	51.787	51.946	0.159
24	29	COADY	<b>31.380</b>	41	YOUNG	<b>20.516</b>	24	5	KING	51.848	52.026	0.178
25	46	GATES	<b>31.422</b>	19	LAY	<b>20.575</b>	25	26	LONGWILL	51.997	52.060	0.063
26	25	BARTLETT	<b>31.450</b>	46	GATES	<b>20.578</b>	26	46	GATES	52.000	52.000	0.000
27	26	LONGWILL	<b>31.571</b>	5	KING	<b>20.604</b>	27	25	BARTLETT	52.152	52.182	0.030
28	19	LAY	<b>31.727</b>	25	BARTLETT	<b>20.702</b>	28	19	LAY	52.302	52.302	0.000
29	178	BEIGHTON	<b>32.127</b>	178	BEIGHTON	<b>20.973</b>	29	178	BEIGHTON	53.100	53.100	0.000
30	18	HOBDAV	<b>33.281</b>	18	HOBDAV	<b>21.366</b>	30	18	HOBDAV	54.647	54.895	0.248
31	116	GOODFIELD	<b>33.860</b>	116	GOODFIELD	<b>21.930</b>	31	116	GOODFIELD	55.790	55.943	0.153
32	44	BARRETT	<b>34.009</b>	44	BARRETT	<b>22.050</b>	32	44	BARRETT	56.059	56.059	0.000
33							33	69	ABBONDANZA		55.008	

Weather / Track : Cloudy / Dry

Results can be found at [www.tsl-timing.com](http://www.tsl-timing.com)

Brands Hatch Indy  
Circuit Length = 1.2079 miles  
Start: 12:10 Flag 12:16 End: 12:18

Printed - 12:22 Sunday, 04 October 2015

# BMCRC - MRO Championships 2015 - Rnd 9 @ Brands Hatch Indy

## ePayMe MRO Powerbikes inc Clubman 1000 & BMCRC Rookie 1000

### RACE 13 - GRID (12 Laps)



ROW 13				37	<b>771</b> Daniel GIBBS			
ROW 12	36	<b>85</b> John DAVIS	35	<b>78</b> Shane HERBERT	34	<b>31</b> Jack CROUCHER		
ROW 11			33	56.059 <b>44</b> Kevan BARRETT	32	55.943 <b>116</b> Matt GOODFIELD	31	55.008 <b>69</b> Patrick ABBONDANZA
ROW 10	30	54.895 <b>18</b> Peter HOBDAY	29	53.100 <b>178</b> Dan BEIGHTON	28	52.302 <b>19</b> Chris LAY		
ROW 9			27	52.182 <b>25</b> Louis BARTLETT	26	52.060 <b>26</b> Eiren LONGWILL	25	52.026 <b>5</b> Loris KING
ROW 8	24	52.000 <b>46</b> Simon GATES	23	51.946 <b>29</b> Aaron COADY	22	51.909 <b>79</b> Rodney HACLIN		
ROW 7			21	51.840 <b>37</b> Aldo MORELLO	20	51.680 <b>41</b> Steven YOUNG	19	51.010 <b>52</b> Lee BARRETT
ROW 6	18	50.800 <b>57</b> David MILLS	17	50.663 <b>142</b> Ross BARNES	16	50.594 <b>74</b> Andrew BURKE		
ROW 5			15	50.556 <b>91</b> Mark O'BRIEN	14	50.471 <b>131</b> Ashley FRANCIS	13	50.404 <b>27</b> Dan COX
ROW 4	12	49.789 <b>24</b> Alan SMITH	11	49.207 <b>17</b> Luke ZUCHOWSKI	10	48.951 <b>76</b> Jason BYARD		
ROW 3			9	48.843 <b>141</b> Ramone DURRANI	8	48.840 <b>58</b> Jamie LOVEDAY	7	48.750 <b>92</b> Mark SYKES
ROW 2	6	48.590 <b>72</b> Michael O'BRIEN	5	48.353 <b>3</b> Colin PARKER	4	48.077 <b>171</b> John BUTLER		
ROW 1			3	47.928 <b>21</b> Peter BAKER	2	47.751 <b>47</b> Daryl DANCE	1	47.690 <b>158</b> Seb KELLY
<b>Pole</b>								

Brands Hatch Indy  
Circuit Length = 1.2079 miles

These results are provisional until the conclusion of any judicial and technical matters.

Clerk Of Course :	Timekeeper :
-------------------	--------------

Results can be found at [www.tsl-timing.com](http://www.tsl-timing.com)

Printed - 12:24 Sunday, 04 October 2015



# BMCRC - MRO Championships 2015 - Rnd 9 @ Brands Hatch Indy

ePayMe MRO Powerbikes inc Clubman 1000 & BMCRC Rookie 1000



## RACE 13 - CLASSIFICATION

POS	NO	CL	PIC NAME	ENTRY	LAPS	TIME	GAP	DIFF	MPH	BEST	ON
1	158		1 Seb KELLY	Suzuki - Go racing Developments	5	4:04.394			88.96	47.646	4
2	21		2 Peter BAKER	Kawasaki -	5	4:05.824	1.430	1.430	88.44	47.927	3
3	171		3 John BUTLER	Kawasaki - Butler-Hills Ltd	5	4:05.846	1.452	0.022	88.44	47.800	3
4	47		4 Daryl DANCE	Yamaha - 2 brothers scaffolding/Dad	5	4:06.006	1.612	0.160	88.38	47.766	3
5	3		5 Colin PARKER	Kawasaki - Global Robots	5	4:09.983	5.589	3.977	86.97	48.243	3
6	141	C	1 Ramone DURRANI	Kawasaki -	5	4:10.433	6.039	0.450	86.82	48.506	2
7	76		6 Jason BYARD	Suzuki - May Construction	5	4:12.568	8.174	2.135	86.08	49.250	4
8	58		7 Jamie LOVEDAY	Kawasaki - Insignia signs	5	4:12.759	8.365	0.191	86.02	49.174	5
9	92	C	2 Mark SYKES	Kawasaki - Mark Bowden / Tilted Barrel / Sykes Roc	5	4:13.446	9.052	0.687	85.78	49.234	4
10	24	C	3 Alan SMITH	Kawasaki - Mervyn Lambert Plant / Orwells Mcs	5	4:15.765	11.371	2.319	85.01	49.614	4
11	17	C	4 Luke ZUCHOWSKI	BMW -	5	4:18.763	14.369	2.998	84.02	49.753	4
12	27	R	1 Dan COX	BMW - DC Racing/ Oakwood Joinery LTD	5	4:18.852	14.458	0.089	83.99	49.868	3
13	131	C	5 Ashley FRANCIS	Kawasaki -	5	4:19.219	14.825	0.367	83.87	50.128	5
14	142	C	6 Ross BARNES	Kawasaki - FPRacing Chasbikes	5	4:20.133	15.739	0.914	83.58	50.403	5
15	57	C	7 David MILLS	Kawasaki - Area 51 Racing	5	4:23.046	18.652	2.913	82.65	50.373	3
16	52	R	2 Lee BARRETT	Honda - LKJ contract cleaning	5	4:23.233	18.839	0.187	82.59	50.887	3
17	74	C	8 Andrew BURKE	Honda -	5	4:23.964	19.570	0.731	82.37	51.167	5
18	37	C	9 Aldo MORELLO	BMW - UK Roofing & Plastics Supplies Ltd	5	4:24.391	19.997	0.427	82.23	51.109	3
19	26	R	3 Eiren LONGWILL	Honda -	5	4:27.244	22.850	2.853	81.36	51.430	2
20	29	R	4 Aaron COADY	Kawasaki - Palmer Performance / Tyres4Bikes	5	4:27.372	22.978	0.128	81.32	51.585	2
21	79	R	5 Rodney HACLIN	Suzuki - www.manormews.co.uk	5	4:27.717	23.323	0.345	81.21	51.148	3
22	46	C	10 Simon GATES	Yamaha - No Talentino Rossi (Team FATI Yamaha)	5	4:28.586	24.192	0.869	80.95	51.375	5
23	5	R	6 Loris KING	Ducati - RK Racing, DMPerformance	5	4:30.396	26.002	1.810	80.41	52.327	3
24	25	R	7 Louis BARTLETT	Kawasaki - Mcmillian williams Solicitors	5	4:32.090	27.696	1.694	79.91	52.460	3
25	41	R	8 Steven YOUNG	Honda -	5	4:33.335	28.941	1.245	79.54	51.982	2
26	19	C	11 Chris LAY	Kawasaki -	5	4:35.102	30.708	1.767	79.03	52.341	5
27	178	C	12 Dan BEIGHTON	Kawasaki - ddb plumbing and heating	5	4:37.619	33.225	2.517	78.31	53.372	3
28	69	R	9 Patrick ABBONDANZA	Kawasaki -	5	4:41.227	36.833	3.608	77.31	54.262	4

### NOT CLASSIFIED

DNF	18	C	Peter HOBDAV	Kawasaki - Priority Hotel	2	1:58.851	3 Laps	3 Laps	73.17	55.086	2
-----	----	---	--------------	---------------------------	---	----------	--------	--------	-------	--------	---

### FASTEST LAP

158			Seb KELLY	Suzuki - Go racing Developments	4	47.646		91.26 mph	146.88 kph
141	C		Ramone DURRANI	Kawasaki -	2	48.506		89.65 mph	144.27 kph
27	R		Dan COX	BMW - DC Racing/ Oakwood Joinery LTD	3	49.868		87.20 mph	140.33 kph

Class - 90% of Race Speed = 80.06 mph  
 Class C - 90% of Race Speed = 78.13 mph  
 Class R - 90% of Race Speed = 75.59 mph

Brands Hatch Indy  
 Circuit Length = 1.2079 miles  
 Start: 15:46 Flag 15:50 End: 15:52

Weather / Track : Cloudy / Dry

These results are provisional until the conclusion of any judicial and technical matters.

Clerk Of Course :	Timekeeper :
-------------------	--------------

Results can be found at [www.tsl-timing.com](http://www.tsl-timing.com)

Printed - 15:53 Sunday, 04 October 2015



# BMCRC - MRO Championships 2015 - Rnd 9 @ Brands Hatch Indy

## ePayMe MRO Powerbikes inc Clubman 1000 & BMCRC Rookie 1000

### RACE 13 - LAP CHART

LAP 1 @ 15:47:49.620			LAP 3 @ 15:49:25.465			LAP 5 @ 15:51:01.117		
NO	BEHIND	LAP TIME	NO	BEHIND	LAP TIME	NO	BEHIND	LAP TIME
158		52.897	158		47.807	158		48.006
21	0.898	53.795	21	1.105	47.927	21	1.430	47.987
171	1.068	53.965	171	1.155	47.800	171	1.452	47.974
47	1.148	54.045	47	1.228	47.766	47	1.612	48.051
141	1.652	54.549	141	2.962	48.649	3	5.589	48.963
3	1.955	54.852	3	3.328	48.243	141	6.039	49.212
76	2.121	55.018	76	5.195	49.424	76	8.174	49.381
58	2.468	55.365	58	5.524	49.419	58	8.365	49.174
92	2.892	55.789	92	5.981	49.277	92	9.052	49.489
27	3.778	56.675	24	7.667	49.868	24	11.371	49.742
24	3.841	56.738	27	8.639	49.868	17	14.369	49.773
131	4.070	56.967	131	9.741	50.612	27	14.458	51.196
142	4.414	57.311	17	10.495	50.723	131	14.825	50.128
52	5.225	58.122	142	10.533	51.285	142	15.739	50.403
17	5.524	58.421	52	11.649	50.887	57	18.652	51.213
74	6.045	58.942	57	11.908	50.373	52	18.839	51.574
37	6.248	59.145	74	12.748	51.274	74	19.570	51.167
57	6.350	59.247	37	13.260	51.109	37	19.997	51.163
29	6.833	59.730	29	14.451	51.878	26	22.850	51.757
5	7.345	1:00.242	26	14.814	51.807	29	22.978	52.167
26	7.422	1:00.319	79	15.291	51.148	79	23.323	51.978
79	8.029	1:00.926	5	16.347	52.327	46	24.192	51.375
46	8.100	1:00.997	46	16.562	52.096	5	26.002	52.761
25	8.677	1:01.574	25	17.970	52.460	25	27.696	52.755
69	9.536	1:02.433	41	18.269	52.348	41	28.941	53.511
41	9.784	1:02.681	19	21.496	53.176	19	30.708	52.341
19	9.955	1:02.852	178	21.583	53.372	178	33.225	53.921
178	10.239	1:03.136	69	23.275	54.927	69	36.833	54.948
18	10.868	1:03.765						

LAP 2 @ 15:48:37.658			LAP 4 @ 15:50:13.111		
NO	BEHIND	LAP TIME	NO	BEHIND	LAP TIME
158		48.038	158		47.646
21	0.985	48.125	21	1.449	47.990
171	1.162	48.132	171	1.484	47.975
47	1.269	48.159	47	1.567	47.985
141	2.120	48.506	3	4.632	48.950
3	2.892	48.975	141	4.833	49.517
76	3.578	49.495	76	6.799	49.250
58	3.912	49.482	58	7.197	49.319
92	4.511	49.657	92	7.569	49.234
24	5.606	49.803	24	9.635	49.614
27	6.578	50.838	27	11.268	50.275
131	6.936	50.904	17	12.602	49.753
142	7.055	50.679	131	12.703	50.608
17	7.579	50.093	142	13.342	50.455
52	8.569	51.382	52	15.271	51.268
74	9.281	51.274	57	15.445	51.183
57	9.342	51.030	74	16.409	51.307
37	9.958	51.748	37	16.840	51.226
29	10.380	51.585	29	18.817	52.012
26	10.814	51.430	26	19.099	51.931
5	11.827	52.520	79	19.351	51.706
79	11.950	51.959	46	20.823	51.907
46	12.273	52.211	5	21.247	52.546
25	13.317	52.678	25	22.947	52.623
41	13.728	51.982	41	23.436	52.813
178	16.018	53.817	19	26.373	52.523
19	16.127	54.210	178	27.310	53.373
69	16.155	54.657	69	29.891	54.262
18	17.916	55.086			

Weather / Track : Cloudy / Dry

Results can be found at [www.tsl-timing.com](http://www.tsl-timing.com)

Brands Hatch Indy  
Circuit Length = 1.2079 miles  
Start: 15:46 Flag 15:50 End: 15:52

Printed - 15:55 Sunday, 04 October 2015

# BMCRC - MRO Championships 2015 - Rnd 9 @ Brands Hatch Indy

## ePayMe MRO Powerbikes inc Clubman 1000 & BMCRC Rookie 1000

### RACE 13 - SECTOR ANALYSIS

SECTOR 1 = FL to I1, SECTOR 2 = I1 to FL, DIFF = Difference To Personal Best Lap

P1 158		Seb KELLY		Suzuki - Go racing Developments		
IDEAL LAP TIME : 47.646		BEST LAP TIME : 47.646		DIFFERENCE : 0.000		
LAP	SECTOR 1	SECTOR 2	LAP TIME	MPH	DIFF	TIME OF DAY
1 -		19.340	52.897	82.20	5.251	15:47:49.620
2 -	28.807	19.231	48.038	90.52	0.392	15:48:37.658
3 -	28.555	19.252	47.807 (2)	90.96	0.161	15:49:25.465
4 -	<b>28.514</b>	<b>19.132</b>	<b>47.646 (1)</b>	<b>91.26</b>		<b>15:50:13.111</b>
5 -	28.761	19.245	48.006 (3)	90.58	0.360	15:51:01.117

P2 21		Peter BAKER		Kawasaki -		
IDEAL LAP TIME : 47.770		BEST LAP TIME : 47.927		DIFFERENCE : 0.157		
LAP	SECTOR 1	SECTOR 2	LAP TIME	MPH	DIFF	TIME OF DAY
1 -		19.336	53.795	80.83	5.868	15:47:50.518
2 -	28.962	<b>19.163</b>	48.125	90.36	0.198	15:48:38.643
3 -	28.642	19.285	<b>47.927 (1)</b>	<b>90.73</b>		<b>15:49:26.570</b>
4 -	<b>28.607</b>	19.383	47.990 (3)	90.61	0.063	15:50:14.560
5 -	28.696	19.291	47.987 (2)	90.62	0.060	15:51:02.547

P3 171		John BUTLER		Kawasaki - Butler-Hills Ltd		
IDEAL LAP TIME : 47.777		BEST LAP TIME : 47.800		DIFFERENCE : 0.023		
LAP	SECTOR 1	SECTOR 2	LAP TIME	MPH	DIFF	TIME OF DAY
1 -		19.361	53.965	80.58	6.165	15:47:50.688
2 -	28.911	19.221	48.132	90.34	0.332	15:48:38.820
3 -	<b>28.561</b>	19.239	<b>47.800 (1)</b>	<b>90.97</b>		<b>15:49:26.620</b>
4 -	28.712	19.263	47.975 (3)	90.64	0.175	15:50:14.595
5 -	28.758	<b>19.216</b>	47.974 (2)	90.64	0.174	15:51:02.569

P4 47		Daryl DANCE		Yamaha - 2 brothers scaffolding/Dad		
IDEAL LAP TIME : 47.667		BEST LAP TIME : 47.766		DIFFERENCE : 0.099		
LAP	SECTOR 1	SECTOR 2	LAP TIME	MPH	DIFF	TIME OF DAY
1 -		19.321	54.045	80.46	6.279	15:47:50.768
2 -	28.978	19.181	48.159	90.29	0.393	15:48:38.927
3 -	<b>28.614</b>	19.152	<b>47.766 (1)</b>	<b>91.03</b>		<b>15:49:26.693</b>
4 -	28.932	<b>19.053</b>	47.985 (2)	90.62	0.219	15:50:14.678
5 -	28.873	19.178	48.051 (3)	90.49	0.285	15:51:02.729

P5 3		Colin PARKER		Kawasaki - Global Robots		
IDEAL LAP TIME : 48.243		BEST LAP TIME : 48.243		DIFFERENCE : 0.000		
LAP	SECTOR 1	SECTOR 2	LAP TIME	MPH	DIFF	TIME OF DAY
1 -		19.594	54.852	79.27	6.609	15:47:51.575
2 -	29.456	19.519	48.975	88.79	0.732	15:48:40.550
3 -	<b>28.946</b>	<b>19.297</b>	<b>48.243 (1)</b>	<b>90.13</b>		<b>15:49:28.793</b>
4 -	29.178	19.772	48.950 (2)	88.83	0.707	15:50:17.743
5 -	29.352	19.611	48.963 (3)	88.81	0.720	15:51:06.706

P6 141 C		Ramone DURRANI		Kawasaki -		
IDEAL LAP TIME : 48.505		BEST LAP TIME : 48.506		DIFFERENCE : 0.001		
LAP	SECTOR 1	SECTOR 2	LAP TIME	MPH	DIFF	TIME OF DAY
1 -		19.579	54.549	79.71	6.043	15:47:51.272
2 -	29.303	<b>19.203</b>	<b>48.506 (1)</b>	<b>89.65</b>		<b>15:48:39.778</b>
3 -	<b>29.302</b>	19.347	48.649 (2)	89.38	0.143	15:49:28.427
4 -	29.851	19.666	49.517	87.82	1.011	15:50:17.944
5 -	29.612	19.600	49.212 (3)	88.36	0.706	15:51:07.156

P7 76		Jason BYARD		Suzuki - May Construction		
IDEAL LAP TIME : 49.222		BEST LAP TIME : 49.250		DIFFERENCE : 0.028		
LAP	SECTOR 1	SECTOR 2	LAP TIME	MPH	DIFF	TIME OF DAY

Weather / Track : Cloudy / Dry

Brands Hatch Indy  
Circuit Length = 1.2079 miles  
Start: 15:46 Flag 15:50 End: 15:52

# BMCRC - MRO Championships 2015 - Rnd 9 @ Brands Hatch Indy

## ePayMe MRO Powerbikes inc Clubman 1000 & BMCRC Rookie 1000

### RACE 13 - SECTOR ANALYSIS

SECTOR 1 = FL to I1, SECTOR 2 = I1 to FL, DIFF = Difference To Personal Best Lap

1 -		19.560	55.018	79.03	5.768	15:47:51.741
2 -	29.956	19.539	49.495	87.85	0.245	15:48:41.236
3 -	<b>29.749</b>	19.675	49.424 (3)	87.98	0.174	15:49:30.660
4 -	29.777	<b>19.473</b>	<b>49.250 (1)</b>	<b>88.29</b>		<b>15:50:19.910</b>
5 -	29.790	19.591	49.381 (2)	88.06	0.131	15:51:09.291

P8 58		Jamie LOVEDAY		Kawasaki - Insignia signs			
IDEAL LAP TIME : 49.166		BEST LAP TIME : 49.174		DIFFERENCE : 0.008			
LAP	SECTOR 1	SECTOR 2	LAP TIME	MPH	DIFF	TIME OF DAY	
1 -		19.688	55.365	78.54	6.191	15:47:52.088	
2 -	29.850	19.632	49.482	87.88	0.308	15:48:41.570	
3 -	<b>29.624</b>	19.795	49.419 (3)	87.99	0.245	15:49:30.989	
4 -	29.707	19.612	49.319 (2)	88.17	0.145	15:50:20.308	
5 -	29.632	<b>19.542</b>	<b>49.174 (1)</b>	<b>88.43</b>		<b>15:51:09.482</b>	

P9 92 C		Mark SYKES		Kawasaki - Mark Bowden / Tilted Barrel / Sykes Roofing			
IDEAL LAP TIME : 49.209		BEST LAP TIME : 49.234		DIFFERENCE : 0.025			
LAP	SECTOR 1	SECTOR 2	LAP TIME	MPH	DIFF	TIME OF DAY	
1 -		19.825	55.789	77.94	6.555	15:47:52.512	
2 -	30.004	19.653	49.657	87.57	0.423	15:48:42.169	
3 -	<b>29.700</b>	19.577	49.277 (2)	88.24	0.043	15:49:31.446	
4 -	29.725	<b>19.509</b>	<b>49.234 (1)</b>	<b>88.32</b>		<b>15:50:20.680</b>	
5 -	29.849	19.640	49.489 (3)	87.87	0.255	15:51:10.169	

P10 24 C		Alan SMITH		Kawasaki - Mervyn Lambert Plant / Orwells Mcs			
IDEAL LAP TIME : 49.555		BEST LAP TIME : 49.614		DIFFERENCE : 0.059			
LAP	SECTOR 1	SECTOR 2	LAP TIME	MPH	DIFF	TIME OF DAY	
1 -		19.939	56.738	76.64	7.124	15:47:53.461	
2 -	30.224	<b>19.579</b>	49.803 (3)	87.31	0.189	15:48:43.264	
3 -	29.981	19.887	49.868	87.20	0.254	15:49:33.132	
4 -	29.980	19.634	<b>49.614 (1)</b>	<b>87.64</b>		<b>15:50:22.746</b>	
5 -	<b>29.976</b>	19.766	49.742 (2)	87.42	0.128	15:51:12.488	

P11 17 C		Luke ZUCHOWSKI		BMW -			
IDEAL LAP TIME : 49.555		BEST LAP TIME : 49.753		DIFFERENCE : 0.198			
LAP	SECTOR 1	SECTOR 2	LAP TIME	MPH	DIFF	TIME OF DAY	
1 -		20.572	58.421	74.43	8.668	15:47:55.144	
2 -	30.188	<b>19.905</b>	50.093 (3)	86.81	0.340	15:48:45.237	
3 -	30.238	20.485	50.723	85.73	0.970	15:49:35.960	
4 -	29.814	19.939	<b>49.753 (1)</b>	<b>87.40</b>		<b>15:50:25.713</b>	
5 -	<b>29.650</b>	20.123	49.773 (2)	87.36	0.020	15:51:15.486	

P12 27 R		Dan COX		BMW - DC Racing/ Oakwood Joinery LTD			
IDEAL LAP TIME : 49.868		BEST LAP TIME : 49.868		DIFFERENCE : 0.000			
LAP	SECTOR 1	SECTOR 2	LAP TIME	MPH	DIFF	TIME OF DAY	
1 -		20.188	56.675	76.72	6.807	15:47:53.398	
2 -	30.919	19.919	50.838 (3)	85.53	0.970	15:48:44.236	
3 -	<b>29.999</b>	<b>19.869</b>	<b>49.868 (1)</b>	<b>87.20</b>		<b>15:49:34.104</b>	
4 -	30.295	19.980	50.275 (2)	86.49	0.407	15:50:24.379	
5 -	30.406	20.790	51.196	84.94	1.328	15:51:15.575	

P13 131 C		Ashley FRANCIS		Kawasaki -			
IDEAL LAP TIME : 50.002		BEST LAP TIME : 50.128		DIFFERENCE : 0.126			
LAP	SECTOR 1	SECTOR 2	LAP TIME	MPH	DIFF	TIME OF DAY	
1 -		20.175	56.967	76.33	6.839	15:47:53.690	
2 -	30.880	20.024	50.904	85.42	0.776	15:48:44.594	
3 -	30.707	<b>19.905</b>	50.612 (3)	85.92	0.484	15:49:35.206	
4 -	30.603	20.005	50.608 (2)	85.92	0.480	15:50:25.814	

Weather / Track : Cloudy / Dry

Brands Hatch Indy  
Circuit Length = 1.2079 miles  
Start: 15:46 Flag 15:50 End: 15:52



# BMCRC - MRO Championships 2015 - Rnd 9 @ Brands Hatch Indy

## ePayMe MRO Powerbikes inc Clubman 1000 & BMCRC Rookie 1000

### RACE 13 - SECTOR ANALYSIS

SECTOR 1 = FL to I1, SECTOR 2 = I1 to FL, DIFF = Difference To Personal Best Lap

5 - 30.097 20.031 50.128 (1) 86.75 15:51:15.942

P14 142 C		Ross BARNES		Kawasaki - FPRacing Chasbikes			
IDEAL LAP TIME : 50.310		BEST LAP TIME : 50.403		DIFFERENCE : 0.093			
LAP	SECTOR 1	SECTOR 2	LAP TIME	MPH	DIFF	TIME OF DAY	
1 -		19.883	57.311	75.87	6.908	15:47:54.034	
2 -	30.918	<b>19.761</b>	50.679 (3)	85.80	0.276	15:48:44.713	
3 -	30.866	20.419	51.285	84.79	0.882	15:49:35.998	
4 -	30.626	19.829	50.455 (2)	86.18	0.052	15:50:26.453	
5 -	<b>30.549</b>	19.854	<b>50.403 (1)</b>	<b>86.27</b>		<b>15:51:16.856</b>	

P15 57 C		David MILLS		Kawasaki - Area 51 Racing			
IDEAL LAP TIME : 50.265		BEST LAP TIME : 50.373		DIFFERENCE : 0.108			
LAP	SECTOR 1	SECTOR 2	LAP TIME	MPH	DIFF	TIME OF DAY	
1 -		20.548	59.247	73.39	8.874	15:47:55.970	
2 -	31.167	<b>19.863</b>	51.030 (2)	85.21	0.657	15:48:47.000	
3 -	<b>30.402</b>	19.971	<b>50.373 (1)</b>	<b>86.32</b>		<b>15:49:37.373</b>	
4 -	31.078	20.105	51.183 (3)	84.96	0.810	15:50:28.556	
5 -	30.857	20.356	51.213	84.91	0.840	15:51:19.769	

P16 52 R		Lee BARRETT		Honda - LKJ contract cleaning			
IDEAL LAP TIME : 50.887		BEST LAP TIME : 50.887		DIFFERENCE : 0.000			
LAP	SECTOR 1	SECTOR 2	LAP TIME	MPH	DIFF	TIME OF DAY	
1 -		20.427	58.122	74.81	7.235	15:47:54.845	
2 -	31.215	20.167	51.382 (3)	84.63	0.495	15:48:46.227	
3 -	<b>30.735</b>	<b>20.152</b>	<b>50.887 (1)</b>	<b>85.45</b>		<b>15:49:37.114</b>	
4 -	30.870	20.398	51.268 (2)	84.82	0.381	15:50:28.382	
5 -	31.300	20.274	51.574	84.31	0.687	15:51:19.956	

P17 74 C		Andrew BURKE		Honda -			
IDEAL LAP TIME : 51.041		BEST LAP TIME : 51.167		DIFFERENCE : 0.126			
LAP	SECTOR 1	SECTOR 2	LAP TIME	MPH	DIFF	TIME OF DAY	
1 -		20.812	58.942	73.77	7.775	15:47:55.665	
2 -	30.904	20.370	51.274 (2)	84.81	0.107	15:48:46.939	
3 -	30.895	20.379	51.274 (2)	84.81	0.107	15:49:38.213	
4 -	<b>30.793</b>	20.514	51.307	84.75	0.140	15:50:29.520	
5 -	30.919	<b>20.248</b>	<b>51.167 (1)</b>	<b>84.98</b>		<b>15:51:20.687</b>	

P18 37 C		Aldo MORELLO		BMW - UK Roofing & Plastics Supplies Ltd			
IDEAL LAP TIME : 51.053		BEST LAP TIME : 51.109		DIFFERENCE : 0.056			
LAP	SECTOR 1	SECTOR 2	LAP TIME	MPH	DIFF	TIME OF DAY	
1 -		20.606	59.145	73.52	8.036	15:47:55.868	
2 -	31.380	20.368	51.748	84.03	0.639	15:48:47.616	
3 -	30.940	<b>20.169</b>	<b>51.109 (1)</b>	<b>85.08</b>		<b>15:49:38.725</b>	
4 -	30.910	20.316	51.226 (3)	84.89	0.117	15:50:29.951	
5 -	<b>30.884</b>	20.279	51.163 (2)	84.99	0.054	15:51:21.114	

P19 26 R		Eiren LONGWILL		Honda -			
IDEAL LAP TIME : 51.303		BEST LAP TIME : 51.430		DIFFERENCE : 0.127			
LAP	SECTOR 1	SECTOR 2	LAP TIME	MPH	DIFF	TIME OF DAY	
1 -		20.714	1:00.319	72.09	8.889	15:47:57.042	
2 -	31.212	<b>20.218</b>	<b>51.430 (1)</b>	<b>84.55</b>		<b>15:48:48.472</b>	
3 -	31.210	20.597	51.807 (3)	83.93	0.377	15:49:40.279	
4 -	31.402	20.529	51.931	83.73	0.501	15:50:32.210	
5 -	<b>31.085</b>	20.672	51.757 (2)	84.01	0.327	15:51:23.967	

Weather / Track : Cloudy / Dry

Brands Hatch Indy  
Circuit Length = 1.2079 miles  
Start: 15:46 Flag 15:50 End: 15:52

# BMCRC - MRO Championships 2015 - Rnd 9 @ Brands Hatch Indy

ePayMe MRO Powerbikes inc Clubman 1000 & BMCRC Rookie 1000

## RACE 13 - SECTOR ANALYSIS

SECTOR 1 = FL to I1, SECTOR 2 = I1 to FL, DIFF = Difference To Personal Best Lap

P20 29 R		Aaron COADY		Kawasaki - Palmer Performance / Tyres4Bikes		
IDEAL LAP TIME : 51.529		BEST LAP TIME : 51.585		DIFFERENCE : 0.056		
LAP	SECTOR 1	SECTOR 2	LAP TIME	MPH	DIFF	TIME OF DAY
1 -		20.755	59.730	72.80	8.145	15:47:56.453
2 -	<b>31.162</b>	20.423	<b>51.585 (1)</b>	<b>84.29</b>		<b>15:48:48.038</b>
3 -	31.275	20.603	51.878 (2)	83.82	0.293	15:49:39.916
4 -	31.419	20.593	52.012 (3)	83.60	0.427	15:50:31.928
5 -	31.800	<b>20.367</b>	52.167	83.35	0.582	15:51:24.095

P21 79 R		Rodney HACLIN		Suzuki - www.manormews.co.uk		
IDEAL LAP TIME : 51.148		BEST LAP TIME : 51.148		DIFFERENCE : 0.000		
LAP	SECTOR 1	SECTOR 2	LAP TIME	MPH	DIFF	TIME OF DAY
1 -		20.895	1:00.926	71.37	9.778	15:47:57.649
2 -	31.317	20.642	51.959 (3)	83.69	0.811	15:48:49.608
3 -	<b>31.144</b>	<b>20.004</b>	<b>51.148 (1)</b>	<b>85.02</b>		<b>15:49:40.756</b>
4 -	31.171	20.535	51.706 (2)	84.10	0.558	15:50:32.462
5 -	31.490	20.488	51.978	83.66	0.830	15:51:24.440

P22 46 C		Simon GATES		Yamaha - No Talentino Rossi (Team FATI Yamaha)		
IDEAL LAP TIME : 51.375		BEST LAP TIME : 51.375		DIFFERENCE : 0.000		
LAP	SECTOR 1	SECTOR 2	LAP TIME	MPH	DIFF	TIME OF DAY
1 -		21.281	1:00.997	71.29	9.622	15:47:57.720
2 -	31.734	20.477	52.211	83.28	0.836	15:48:49.931
3 -	31.503	20.593	52.096 (3)	83.47	0.721	15:49:42.027
4 -	31.163	20.744	51.907 (2)	83.77	0.532	15:50:33.934
5 -	<b>30.994</b>	<b>20.381</b>	<b>51.375 (1)</b>	<b>84.64</b>		<b>15:51:25.309</b>

P23 5 R		Loris KING		Ducati - RK Racing, DMPerformance		
IDEAL LAP TIME : 52.093		BEST LAP TIME : 52.327		DIFFERENCE : 0.234		
LAP	SECTOR 1	SECTOR 2	LAP TIME	MPH	DIFF	TIME OF DAY
1 -		20.914	1:00.242	72.18	7.915	15:47:56.965
2 -	31.752	20.768	52.520 (2)	82.79	0.193	15:48:49.485
3 -	31.709	<b>20.618</b>	<b>52.327 (1)</b>	<b>83.10</b>		<b>15:49:41.812</b>
4 -	<b>31.475</b>	21.071	52.546 (3)	82.75	0.219	15:50:34.358
5 -	31.687	21.074	52.761	82.42	0.434	15:51:27.119

P24 25 R		Louis BARTLETT		Kawasaki - Mcmillian williams Solicitors		
IDEAL LAP TIME : 52.405		BEST LAP TIME : 52.460		DIFFERENCE : 0.055		
LAP	SECTOR 1	SECTOR 2	LAP TIME	MPH	DIFF	TIME OF DAY
1 -		21.425	1:01.574	70.62	9.114	15:47:58.297
2 -	<b>31.605</b>	21.073	52.678 (3)	82.55	0.218	15:48:50.975
3 -	31.660	<b>20.800</b>	<b>52.460 (1)</b>	<b>82.89</b>		<b>15:49:43.435</b>
4 -	31.784	20.839	52.623 (2)	82.63	0.163	15:50:36.058
5 -	31.736	21.019	52.755	82.43	0.295	15:51:28.813

P25 41 R		Steven YOUNG		Honda -		
IDEAL LAP TIME : 51.982		BEST LAP TIME : 51.982		DIFFERENCE : 0.000		
LAP	SECTOR 1	SECTOR 2	LAP TIME	MPH	DIFF	TIME OF DAY
1 -		22.005	1:02.681	69.37	10.699	15:47:59.404
2 -	<b>31.437</b>	<b>20.545</b>	<b>51.982 (1)</b>	<b>83.65</b>		<b>15:48:51.386</b>
3 -	31.567	20.781	52.348 (2)	83.07	0.366	15:49:43.734
4 -	31.857	20.956	52.813 (3)	82.33	0.831	15:50:36.547
5 -	32.381	21.130	53.511	81.26	1.529	15:51:30.058

P26 19 C		Chris LAY		Kawasaki -		
IDEAL LAP TIME : 52.236		BEST LAP TIME : 52.341		DIFFERENCE : 0.105		
LAP	SECTOR 1	SECTOR 2	LAP TIME	MPH	DIFF	TIME OF DAY
1 -						

Weather / Track : Cloudy / Dry

Brands Hatch Indy  
Circuit Length = 1.2079 miles  
Start: 15:46 Flag 15:50 End: 15:52

# BMCRC - MRO Championships 2015 - Rnd 9 @ Brands Hatch Indy

## ePayMe MRO Powerbikes inc Clubman 1000 & BMCRC Rookie 1000

### RACE 13 - SECTOR ANALYSIS

SECTOR 1 = FL to I1, SECTOR 2 = I1 to FL, DIFF = Difference To Personal Best Lap

1 -		22.018	1:02.852	69.18	10.511	15:47:59.575
2 -	32.976	21.234	54.210	80.21	1.869	15:48:53.785
3 -	32.254	20.922	53.176 (3)	81.77	0.835	15:49:46.961
4 -	31.866	<b>20.657</b>	52.523 (2)	82.79	0.182	15:50:39.484
5 -	<b>31.579</b>	20.762	<b>52.341 (1)</b>	<b>83.08</b>		<b>15:51:31.825</b>

<b>P27 178 C</b>	<b>Dan BEIGHTON</b>	Kawasaki - ddb plumbing and heating				
IDEAL LAP TIME : 53.268	BEST LAP TIME : 53.372	DIFFERENCE : 0.104				

LAP	SECTOR 1	SECTOR 2	LAP TIME	MPH	DIFF	TIME OF DAY
1 -		21.835	1:03.136	68.87	9.764	15:47:59.859
2 -	32.383	21.434	53.817 (3)	80.80	0.445	15:48:53.676
3 -	<b>32.229</b>	21.143	<b>53.372 (1)</b>	<b>81.47</b>		<b>15:49:47.048</b>
4 -	32.334	<b>21.039</b>	53.373 (2)	81.47	0.001	15:50:40.421
5 -	32.616	21.305	53.921	80.64	0.549	15:51:34.342

<b>P28 69 R</b>	<b>Patrick ABBONDANZA</b>	Kawasaki -				
IDEAL LAP TIME : 54.233	BEST LAP TIME : 54.262	DIFFERENCE : 0.029				

LAP	SECTOR 1	SECTOR 2	LAP TIME	MPH	DIFF	TIME OF DAY
1 -		21.903	1:02.433	69.65	8.171	15:47:59.156
2 -	<b>32.607</b>	22.050	54.657 (2)	79.56	0.395	15:48:53.813
3 -	33.206	21.721	54.927 (3)	79.17	0.665	15:49:48.740
4 -	32.636	<b>21.626</b>	<b>54.262 (1)</b>	<b>80.14</b>		<b>15:50:43.002</b>
5 -	33.016	21.932	54.948	79.14	0.686	15:51:37.950

<b>P29 18 C</b>	<b>Peter HOBDAV</b>	Kawasaki - Priority Hotel				
IDEAL LAP TIME : 55.086	BEST LAP TIME : 55.086	DIFFERENCE : 0.000				

LAP	SECTOR 1	SECTOR 2	LAP TIME	MPH	DIFF	TIME OF DAY
1 -		21.875	1:03.765 (2)	68.19	8.679	15:48:00.488
2 -	<b>33.497</b>	<b>21.589</b>	<b>55.086 (1)</b>	<b>78.94</b>		<b>15:48:55.574</b>

# BMCRC - MRO Championships 2015 - Rnd 9 @ Brands Hatch Indy

## ePayMe MRO Powerbikes inc Clubman 1000 & BMCRC Rookie 1000

### RACE 13 - BEST SECTORS

SECTOR 1			SECTOR 2			IDEAL / BEST COMPARISON						
POS	NO	NAME	TIME	NO	NAME	TIME	POS	NO	NAME	IDEAL	BEST	DIFF
									<b>PERFECT LAP</b>	<b>47.567</b>		
1	158	KELLY	<b>28.514</b>	47	DANCE	<b>19.053</b>	1	158	KELLY	47.646	47.646	0.000
2	171	BUTLER	<b>28.561</b>	158	KELLY	<b>19.132</b>	2	47	DANCE	47.667	47.766	0.099
3	21	BAKER	<b>28.607</b>	21	BAKER	<b>19.163</b>	3	21	BAKER	47.770	47.927	0.157
4	47	DANCE	<b>28.614</b>	141	DURRANI	<b>19.203</b>	4	171	BUTLER	47.777	47.800	0.023
5	3	PARKER	<b>28.946</b>	171	BUTLER	<b>19.216</b>	5	3	PARKER	48.243	48.243	0.000
6	141	DURRANI	<b>29.302</b>	3	PARKER	<b>19.297</b>	6	141	DURRANI	48.505	48.506	0.001
7	58	LOVEDAY	<b>29.624</b>	76	BYARD	<b>19.473</b>	7	58	LOVEDAY	49.166	49.174	0.008
8	17	ZUCHOWSKI	<b>29.650</b>	92	SYKES	<b>19.509</b>	8	92	SYKES	49.209	49.234	0.025
9	92	SYKES	<b>29.700</b>	58	LOVEDAY	<b>19.542</b>	9	76	BYARD	49.222	49.250	0.028
10	76	BYARD	<b>29.749</b>	24	SMITH	<b>19.579</b>	10	17	ZUCHOWSKI	49.555	49.753	0.198
11	24	SMITH	<b>29.976</b>	142	BARNES	<b>19.761</b>	11	24	SMITH	49.555	49.614	0.059
12	27	COX	<b>29.999</b>	57	MILLS	<b>19.863</b>	12	27	COX	49.868	49.868	0.000
13	131	FRANCIS	<b>30.097</b>	27	COX	<b>19.869</b>	13	131	FRANCIS	50.002	50.128	0.126
14	57	MILLS	<b>30.402</b>	17	ZUCHOWSKI	<b>19.905</b>	14	57	MILLS	50.265	50.373	0.108
15	142	BARNES	<b>30.549</b>	131	FRANCIS	<b>19.905</b>	15	142	BARNES	50.310	50.403	0.093
16	52	BARRETT	<b>30.735</b>	79	HACLIN	<b>20.004</b>	16	52	BARRETT	50.887	50.887	0.000
17	74	BURKE	<b>30.793</b>	52	BARRETT	<b>20.152</b>	17	74	BURKE	51.041	51.167	0.126
18	37	MORELLO	<b>30.884</b>	37	MORELLO	<b>20.169</b>	18	37	MORELLO	51.053	51.109	0.056
19	46	GATES	<b>30.994</b>	26	LONGWILL	<b>20.218</b>	19	79	HACLIN	51.148	51.148	0.000
20	26	LONGWILL	<b>31.085</b>	74	BURKE	<b>20.248</b>	20	26	LONGWILL	51.303	51.430	0.127
21	79	HACLIN	<b>31.144</b>	29	COADY	<b>20.367</b>	21	46	GATES	51.375	51.375	0.000
22	29	COADY	<b>31.162</b>	46	GATES	<b>20.381</b>	22	29	COADY	51.529	51.585	0.056
23	41	YOUNG	<b>31.437</b>	41	YOUNG	<b>20.545</b>	23	41	YOUNG	51.982	51.982	0.000
24	5	KING	<b>31.475</b>	5	KING	<b>20.618</b>	24	5	KING	52.093	52.327	0.234
25	19	LAY	<b>31.579</b>	19	LAY	<b>20.657</b>	25	19	LAY	52.236	52.341	0.105
26	25	BARTLETT	<b>31.605</b>	25	BARTLETT	<b>20.800</b>	26	25	BARTLETT	52.405	52.460	0.055
27	178	BEIGHTON	<b>32.229</b>	178	BEIGHTON	<b>21.039</b>	27	178	BEIGHTON	53.268	53.372	0.104
28	69	ABBONDANZA	<b>32.607</b>	18	HOBDAV	<b>21.589</b>	28	69	ABBONDANZA	54.233	54.262	0.029
29	18	HOBDAV	<b>33.497</b>	69	ABBONDANZA	<b>21.626</b>	29	18	HOBDAV	55.086	55.086	0.000

Weather / Track : Cloudy / Dry

Results can be found at [www.tsl-timing.com](http://www.tsl-timing.com)

Brands Hatch Indy  
Circuit Length = 1.2079 miles  
Start: 15:46 Flag 15:50 End: 15:52

Printed - 15:55 Sunday, 04 October 2015



# **BMCRC Rookie 600**

**Brands Hatch Indy**

**3<sup>rd</sup> & 4<sup>th</sup> October 2015**



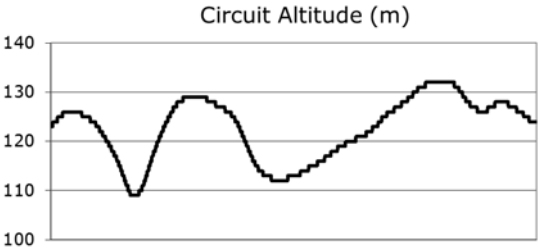
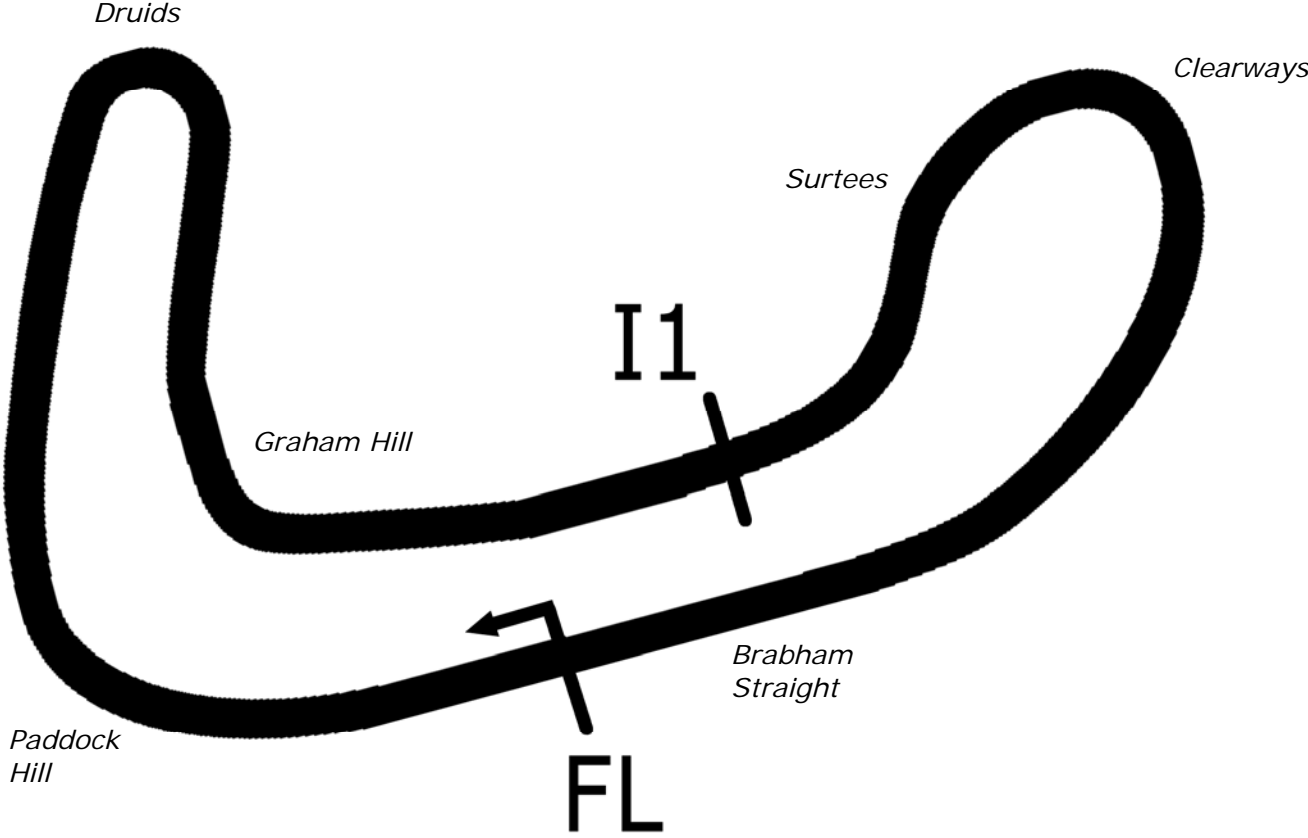
**Results Provided by Timing Solutions Ltd**  
[www.tsl-timing.com](http://www.tsl-timing.com)

# Brands Hatch Indy



SPORTS TIMING

TIMING SOLUTIONS LTD



Length	1.2079 miles	1944.0 m	
FL		51.36032 N	0.26032 E
I1	1112m	51.35934 N	0.25955 E
Pit Entry	1669m	51.35911 N	0.25743 E
Pit Exit	83m after FL	51.36017 N	0.26051 E
Pit Entry–Pit Exit 332m, 19.9s @60kph, 14.9s @80kph			

# BMCRC - MRO Championships 2015 - Rnd 9 @ Brands Hatch Indy

## BMCRC Rookie 600

### QUALIFYING - CLASSIFICATION



POS	NO	NAME	ENTRY	TIME	ON	LAPS	GAP	DIFF	MPH
1	6	<b>Dominic PETTIT</b>	Yamaha - Camclad Contractors	<b>49.779</b>	9	10			87.35
2	58	<b>Jay MATTHEWS</b>	Yamaha -	<b>51.010</b>	10	11	<b>1.231</b>	1.231	85.25
3	68	<b>Thomas EUSTACE</b>	Yamaha - More moto	<b>51.021</b>	6	10	<b>1.242</b>	0.011	85.23
4	77	<b>Jamie TIBBLE</b>	Honda - Barncroft Engineering	<b>51.105</b>	14	14	<b>1.326</b>	0.084	85.09
5	90	<b>Benjamin COTGROVE</b>	Triumph - NR Racing	<b>51.305</b>	3	8	<b>1.526</b>	0.200	84.75
6	11	<b>Josh HARVEY</b>	Yamaha - NR Racing	<b>51.695</b>	9	14	<b>1.916</b>	0.390	84.12
7	99	<b>Lloyd COLLINS</b>	Honda - Warren Drives	<b>51.743</b>	10	10	<b>1.964</b>	0.048	84.04
8	100	<b>Mark DYER</b>	Yamaha -	<b>51.751</b>	11	14	<b>1.972</b>	0.008	84.02
9	164	<b>Barry CHAMBERLAIN</b>	Suzuki - Goldline Maintenance Services	<b>52.425</b>	12	14	<b>2.646</b>	0.674	82.94
10	91	<b>Mark O'BRIEN</b>	MV Agusta - obrienhifi.com	<b>52.492</b>	9	13	<b>2.713</b>	0.067	82.84
11	130	<b>Lee BUTTON</b>	Yamaha - Elite Spas/Goodwins	<b>52.517</b>	10	14	<b>2.738</b>	0.025	82.80
12	149	<b>Callum HAMMETT</b>	Yamaha -	<b>52.855</b>	9	9	<b>3.076</b>	0.338	82.27
13	51	<b>Andrew DURANT</b>	Honda -	<b>53.196</b>	9	13	<b>3.417</b>	0.341	81.74
14	119	<b>Adrian LEWIS</b>	Triumph -	<b>53.352</b>	9	12	<b>3.573</b>	0.156	81.50
15	76	<b>Hayden PLATTON</b>	Yamaha - NR Racing	<b>53.487</b>	9	10	<b>3.708</b>	0.135	81.30
16	18	<b>Carl TREVILLON</b>	Kawasaki -	<b>54.053</b>	10	13	<b>4.274</b>	0.566	80.45
17	88	<b>Michael CUMBERLAND</b>	Yamaha -	<b>54.144</b>	9	13	<b>4.365</b>	0.091	80.31
18	22	<b>Darren DOWDS</b>	Yamaha - IRP decals	<b>54.207</b>	11	14	<b>4.428</b>	0.063	80.22
19	42	<b>Sam MATTHEWS</b>	Yamaha - Crusader vehicles	<b>54.222</b>	11	12	<b>4.443</b>	0.015	80.19
20	53	<b>Jason SIGGS</b>	Triumph - J Siggs Construction	<b>54.538</b>	13	13	<b>4.759</b>	0.316	79.73
21	122	<b>Paul WILSON</b>	Yamaha -	<b>54.576</b>	5	7	<b>4.797</b>	0.038	79.67
22	188	<b>Matthew STOCK</b>	Yamaha -	<b>54.616</b>	10	12	<b>4.837</b>	0.040	79.62
23	142	<b>Mick WHALLEY</b>	Triumph -	<b>55.665</b>	1	1	<b>5.886</b>	1.049	78.12
24	14	<b>David SPENCER</b>	Suzuki -	<b>56.078</b>	10	13	<b>6.299</b>	0.413	77.54
25	85	<b>Chris CLARK</b>	Honda -	<b>56.172</b>	9	13	<b>6.393</b>	0.094	77.41
26	93	<b>Simon HEALEY</b>	Honda -	<b>56.574</b>	13	13	<b>6.795</b>	0.402	76.86
27	43	<b>Jon CLARK</b>	Triumph - RJC Motor Services	<b>56.631</b>	13	13	<b>6.852</b>	0.057	76.78
28	28	<b>Carl BARRON</b>	Yamaha -	<b>58.464</b>	5	5	<b>8.685</b>	1.833	74.38
29	46	<b>Adrian DRAPER</b>	Suzuki - droopy racing uk	<b>59.782</b>	11	12	<b>10.003</b>	1.318	72.74
30	30	<b>Duncan GROVE</b>	Yamaha -			1			

Weather / Track : Cloudy / Dry

These results are provisional until the conclusion of any judicial and technical matters.

Brands Hatch Indy

Circuit Length = 1.2079 miles

Start: 13:40 Flag 13:53 End: 13:54

Clerk Of Course :	Timekeeper :
-------------------	--------------

Results can be found at [www.tsl-timing.com](http://www.tsl-timing.com)

Printed - 13:54 Saturday, 03 October 2015



# BMCRC - MRO Championships 2015 - Rnd 9 @ Brands Hatch Indy

## BMCRC Rookie 600

### QUALIFYING - SECTOR ANALYSIS

SECTOR 1 = FL to I1, SECTOR 2 = I1 to FL, DIFF = Difference To Personal Best Lap

<b>P1 6</b>		<b>Dominic PETTIT</b>		Yamaha - Camclad Contractors			
IDEAL LAP TIME : 49.669		BEST LAP TIME : 49.779		DIFFERENCE : 0.110			
LAP	SECTOR 1	SECTOR 2	LAP TIME	MPH	DIFF	TIME OF DAY	
1 -	34.081	21.416	55.497	78.35	5.718	13:42:04.890	
2 -	31.464	20.442	51.906	83.77	2.127	13:42:56.796	
3 -	30.898	20.870	51.768	84.00	1.989	13:43:48.564	
4 -	33.514	20.904	54.418	79.91	4.639	13:44:42.982	
5 -	31.466	20.462	51.928	83.74	2.149	13:45:34.910	
6 -	30.580	19.907	50.487	86.13	0.708	13:46:25.397	
7 -	30.280	20.718	50.998	85.27	1.219	13:47:16.395	
8 -	<b>29.893</b>	20.374	50.267 (3)	86.51	0.488	13:48:06.662	
9 -	29.982	19.797	<b>49.779 (1)</b>	<b>87.35</b>		<b>13:48:56.441</b>	
10 -	30.178	<b>19.776</b>	49.954 (2)	87.05	0.175	13:49:46.395	

<b>P2 58</b>		<b>Jay MATTHEWS</b>		Yamaha -			
IDEAL LAP TIME : 50.715		BEST LAP TIME : 51.010		DIFFERENCE : 0.295			
LAP	SECTOR 1	SECTOR 2	LAP TIME	MPH	DIFF	TIME OF DAY	
1 -	34.279	21.468	55.747	78.00	4.737	13:42:05.332	
2 -	31.684	20.431	52.115	83.44	1.105	13:42:57.447	
3 -	30.903	21.142	52.045	83.55	1.035	13:43:49.492	
4 -	32.110	21.134	53.244	81.67	2.234	13:44:42.736	
5 -	32.023	20.727	52.750	82.43	1.740	13:45:35.486	
6 -	30.877	<b>20.300</b>	51.177 (3)	84.97	0.167	13:46:26.663	
7 -	31.481	21.221	52.702	82.51	1.692	13:47:19.365	
8 -	30.485	20.889	51.374	84.64	0.364	13:48:10.739	
9 -	32.953	21.117	54.070	80.42	3.060	13:49:04.809	
10 -	<b>30.415</b>	20.595	<b>51.010 (1)</b>	<b>85.25</b>		<b>13:49:55.819</b>	
11 -	30.643	20.492	51.135 (2)	85.04	0.125	13:50:46.954	

<b>P3 68</b>		<b>Thomas EUSTACE</b>		Yamaha - More moto			
IDEAL LAP TIME : 50.879		BEST LAP TIME : 51.021		DIFFERENCE : 0.142			
LAP	SECTOR 1	SECTOR 2	LAP TIME	MPH	DIFF	TIME OF DAY	
1 -	33.773	21.595	55.368	78.54	4.347	13:42:05.108	
2 -	31.593	20.312	51.905	83.78	0.884	13:42:57.013	
3 -	31.079	20.772	51.851	83.86	0.830	13:43:48.864	
4 -	33.470	20.924	54.394	79.94	3.373	13:44:43.258	
5 -	31.656	20.910	52.566	82.72	1.545	13:45:35.824	
6 -	30.955	<b>20.066</b>	<b>51.021 (1)</b>	<b>85.23</b>		<b>13:46:26.845</b>	
7 -	31.679	21.157	52.836	82.30	1.815	13:47:19.681	
8 -	31.009	20.411	51.420 (3)	84.57	0.399	13:48:11.101	
9 -	31.784	20.555	52.339	83.08	1.318	13:49:03.440	
10 -	<b>30.813</b>	20.446	51.259 (2)	84.83	0.238	13:49:54.699	

<b>P4 77</b>		<b>Jamie TIBBLE</b>		Honda - Barncroft Engineering			
IDEAL LAP TIME : 51.079		BEST LAP TIME : 51.105		DIFFERENCE : 0.026			
LAP	SECTOR 1	SECTOR 2	LAP TIME	MPH	DIFF	TIME OF DAY	
1 -	33.672	20.992	54.664	79.55	3.559	13:42:07.337	
2 -	33.985	23.251	57.236	75.97	6.131	13:43:04.573	
3 -	32.069	20.831	52.900	82.20	1.795	13:43:57.473	
4 -	31.199	21.004	52.203	83.30	1.098	13:44:49.676	
5 -	34.113	20.771	54.884	79.23	3.779	13:45:44.560	
6 -	31.095	20.857	51.952	83.70	0.847	13:46:36.512	
7 -	31.028	20.785	51.813	83.92	0.708	13:47:28.325	
8 -	31.118	20.744	51.862	83.84	0.757	13:48:20.187	
9 -	31.387	20.558	51.945	83.71	0.840	13:49:12.132	
10 -	<b>30.766</b>	20.916	51.682 (3)	84.14	0.577	13:50:03.814	
11 -	31.345	20.579	51.924	83.74	0.819	13:50:55.738	
12 -	30.843	20.846	51.689	84.13	0.584	13:51:47.427	
13 -	30.848	20.594	51.442 (2)	84.53	0.337	13:52:38.869	
14 -	30.792	<b>20.313</b>	<b>51.105 (1)</b>	<b>85.09</b>		<b>13:53:29.974</b>	

Weather / Track : Cloudy / Dry

Brands Hatch Indy  
Circuit Length = 1.2079 miles  
Start: 13:40 Flag 13:53 End: 13:54



# BMCRC - MRO Championships 2015 - Rnd 9 @ Brands Hatch Indy

## BMCRC Rookie 600

### QUALIFYING - SECTOR ANALYSIS

SECTOR 1 = FL to I1, SECTOR 2 = I1 to FL, DIFF = Difference To Personal Best Lap

<b>P5 90 Benjamin COTGROVE</b>		Triumph - NR Racing				
IDEAL LAP TIME : 51.013		BEST LAP TIME : 51.305		DIFFERENCE : 0.292		
LAP	SECTOR 1	SECTOR 2	LAP TIME	MPH	DIFF	TIME OF DAY
1 -	33.004	21.083	54.087	80.40	2.782	13:42:06.455
2 -	31.241	20.592	51.833 (3)	83.89	0.528	13:42:58.288
3 -	<b>30.755</b>	20.550	<b>51.305 (1)</b>	<b>84.75</b>		<b>13:43:49.593</b>
4 -	31.670	21.327	52.997	82.05	1.692	13:44:42.590
5 -	31.376	20.870	52.246	83.23	0.941	13:45:34.836
6 -	31.163	<b>20.258</b>	51.421 (2)	84.56	0.116	13:46:26.257
7 -	31.502	20.454	51.956	83.69	0.651	13:47:18.213
8 -	31.126	21.101	52.227	83.26	0.922	13:48:10.440

<b>P6 11 Josh HARVEY</b>		Yamaha - NR Racing				
IDEAL LAP TIME : 51.580		BEST LAP TIME : 51.695		DIFFERENCE : 0.115		
LAP	SECTOR 1	SECTOR 2	LAP TIME	MPH	DIFF	TIME OF DAY
1 -	38.169	24.914	1:03.083	68.93	11.388	13:42:32.449
2 -	34.464	21.897	56.361	77.15	4.666	13:43:28.810
3 -	31.964	21.546	53.510	81.26	1.815	13:44:22.320
4 -	32.295	21.232	53.527	81.24	1.832	13:45:15.847
5 -	30.862	<b>20.837</b>	51.699 (2)	84.11	0.004	13:46:07.546
6 -	31.940	21.900	53.840	80.76	2.145	13:47:01.386
7 -	30.871	20.906	51.777	83.98	0.082	13:47:53.163
8 -	31.903	21.403	53.306	81.57	1.611	13:48:46.469
9 -	30.765	20.930	<b>51.695 (1)</b>	<b>84.12</b>		<b>13:49:38.164</b>
10 -	30.897	20.879	51.776 (3)	83.98	0.081	13:50:29.940
11 -	31.027	21.194	52.221	83.27	0.526	13:51:22.161
12 -	35.290	22.287	55.577	75.52	5.882	13:52:19.738
13 -	<b>30.743</b>	21.336	52.079	83.50	0.384	13:53:11.817
14 -	32.412	21.621	54.033	80.48	2.338	13:54:05.850

<b>P7 99 Lloyd COLLINS</b>		Honda - Warren Drives				
IDEAL LAP TIME : 51.641		BEST LAP TIME : 51.743		DIFFERENCE : 0.102		
LAP	SECTOR 1	SECTOR 2	LAP TIME	MPH	DIFF	TIME OF DAY
1 -	34.127	21.508	55.635	78.16	3.892	13:42:09.577
2 -	32.322	21.589	53.911	80.66	2.168	13:43:03.488
3 -	31.744	21.348	53.092	81.90	1.349	13:43:56.580
4 -	31.739	IN PIT	1:12.008 P	60.39	20.265	13:45:08.588
5 -	OUTLAP	20.808	55.432	78.44	3.689	13:46:04.020
6 -	31.445	<b>20.552</b>	51.997 (2)	83.63	0.254	13:46:56.017
7 -	31.785	21.005	52.790	82.37	1.047	13:47:48.807
8 -	31.469	20.726	52.195	83.31	0.452	13:48:41.002
9 -	31.142	21.019	52.161 (3)	83.36	0.418	13:49:33.163
10 -	<b>31.089</b>	20.654	<b>51.743 (1)</b>	<b>84.04</b>		<b>13:50:24.906</b>

<b>P8 100 Mark DYER</b>		Yamaha -				
IDEAL LAP TIME : 51.751		BEST LAP TIME : 51.751		DIFFERENCE : 0.000		
LAP	SECTOR 1	SECTOR 2	LAP TIME	MPH	DIFF	TIME OF DAY
1 -	38.570	24.739	1:03.309	68.68	11.558	13:42:25.696
2 -	33.805	22.541	56.346	77.17	4.595	13:43:22.042
3 -	32.940	21.558	54.498	79.79	2.747	13:44:16.540
4 -	32.299	20.933	53.232	81.69	1.481	13:45:09.772
5 -	32.044	20.949	52.993	82.05	1.242	13:46:02.765
6 -	31.941	20.673	52.614	82.65	0.863	13:46:55.379
7 -	32.941	21.370	54.311	80.06	2.560	13:47:49.690
8 -	32.189	20.661	52.850	82.28	1.099	13:48:42.540
9 -	31.880	20.718	52.598 (3)	82.67	0.847	13:49:35.138
10 -	31.352	20.888	52.240 (2)	83.24	0.489	13:50:27.378
11 -	<b>31.285</b>	<b>20.466</b>	<b>51.751 (1)</b>	<b>84.02</b>		<b>13:51:19.129</b>
12 -	32.060	21.570	53.630	81.08	1.879	13:52:12.759

Weather / Track : Cloudy / Dry

Brands Hatch Indy  
Circuit Length = 1.2079 miles  
Start: 13:40 Flag 13:53 End: 13:54

# BMCRC - MRO Championships 2015 - Rnd 9 @ Brands Hatch Indy

## BMCRC Rookie 600

### QUALIFYING - SECTOR ANALYSIS

SECTOR 1 = FL to I1, SECTOR 2 = I1 to FL, DIFF = Difference To Personal Best Lap

13 -	34.232	25.306	59.538	73.03	7.787	13:53:12.297
14 -	35.723	22.884	58.607	74.19	6.856	13:54:10.904

P9 164		Barry CHAMBERLAIN		Suzuki - Goldline Maintenance Services			
IDEAL LAP TIME : 52.407		BEST LAP TIME : 52.425		DIFFERENCE : 0.018			
LAP	SECTOR 1	SECTOR 2	LAP TIME	MPH	DIFF	TIME OF DAY	
1 -	35.700	22.337	58.037	74.92	5.612	13:42:15.468	
2 -	33.523	21.968	55.491	78.36	3.066	13:43:10.959	
3 -	32.382	21.503	53.885	80.70	1.460	13:44:04.844	
4 -	31.920	21.343	53.263	81.64	0.838	13:44:58.107	
5 -	31.910	21.122	53.032	81.99	0.607	13:45:51.139	
6 -	32.593	21.886	54.479	79.82	2.054	13:46:45.618	
7 -	32.135	21.063	53.198	81.74	0.773	13:47:38.816	
8 -	31.942	20.996	52.938	82.14	0.513	13:48:31.754	
9 -	31.864	21.475	53.339	81.52	0.914	13:49:25.093	
10 -	31.912	20.785	52.697 (3)	82.52	0.272	13:50:17.790	
11 -	31.769	21.227	52.996	82.05	0.571	13:51:10.786	
12 -	31.691	<b>20.734</b>	<b>52.425 (1)</b>	<b>82.94</b>		<b>13:52:03.211</b>	
13 -	34.009	21.212	55.221	78.74	2.796	13:52:58.432	
14 -	<b>31.673</b>	20.972	52.645 (2)	82.60	0.220	13:53:51.077	

P10 91		Mark O'BRIEN		MV Agusta - obrienhifi.com			
IDEAL LAP TIME : 52.336		BEST LAP TIME : 52.492		DIFFERENCE : 0.156			
LAP	SECTOR 1	SECTOR 2	LAP TIME	MPH	DIFF	TIME OF DAY	
1 -	39.550	23.733	1:03.283	68.71	10.791	13:42:44.553	
2 -	35.060	23.172	58.232	74.67	5.740	13:43:42.785	
3 -	38.915	22.104	1:01.019	71.26	8.527	13:44:43.804	
4 -	32.250	20.922	53.172 (3)	81.78	0.680	13:45:36.976	
5 -	32.093	21.524	53.617	81.10	1.125	13:46:30.593	
6 -	33.052	21.533	54.585	79.66	2.093	13:47:25.178	
7 -	32.710	22.045	54.755	79.41	2.263	13:48:19.933	
8 -	32.341	20.857	53.198	81.74	0.706	13:49:13.131	
9 -	31.671	<b>20.821</b>	<b>52.492 (1)</b>	<b>82.84</b>		<b>13:50:05.623</b>	
10 -	<b>31.515</b>	21.010	52.525 (2)	82.79	0.033	13:50:58.148	
11 -	32.889	21.449	54.338	80.02	1.846	13:51:52.486	
12 -	32.984	21.358	54.342	80.02	1.850	13:52:46.828	
13 -	32.679	21.620	54.299	80.08	1.807	13:53:41.127	

P11 130		Lee BUTTON		Yamaha - Elite Spas/Goodwins			
IDEAL LAP TIME : 52.517		BEST LAP TIME : 52.517		DIFFERENCE : 0.000			
LAP	SECTOR 1	SECTOR 2	LAP TIME	MPH	DIFF	TIME OF DAY	
1 -	35.783	22.015	57.798	75.23	5.281	13:42:15.630	
2 -	33.778	21.935	55.713	78.05	3.196	13:43:11.343	
3 -	33.142	21.302	54.444	79.87	1.927	13:44:05.787	
4 -	32.328	21.204	53.532 (3)	81.23	1.015	13:44:59.319	
5 -	32.250	21.394	53.644	81.06	1.127	13:45:52.963	
6 -	32.909	21.932	54.841	79.29	2.324	13:46:47.804	
7 -	32.657	21.444	54.101	80.37	1.584	13:47:41.905	
8 -	32.056	21.067	53.123 (2)	81.85	0.606	13:48:35.028	
9 -	32.795	21.514	54.309	80.07	1.792	13:49:29.337	
10 -	<b>31.693</b>	<b>20.824</b>	<b>52.517 (1)</b>	<b>82.80</b>		<b>13:50:21.854</b>	
11 -	32.704	21.364	54.068	80.42	1.551	13:51:15.922	
12 -	32.075	21.724	53.799	80.83	1.282	13:52:09.721	
13 -	32.809	21.225	54.034	80.47	1.517	13:53:03.755	
14 -	32.178	21.378	53.556	81.19	1.039	13:53:57.311	

P12 149		Callum HAMMETT		Yamaha -			
IDEAL LAP TIME : 52.855		BEST LAP TIME : 52.855		DIFFERENCE : 0.000			
LAP	SECTOR 1	SECTOR 2	LAP TIME	MPH	DIFF	TIME OF DAY	
1 -	38.468	24.882	1:03.350	68.64	10.495	13:42:26.234	

Weather / Track : Cloudy / Dry

Brands Hatch Indy  
Circuit Length = 1.2079 miles  
Start: 13:40 Flag 13:53 End: 13:54

# BMCRC - MRO Championships 2015 - Rnd 9 @ Brands Hatch Indy

## BMCRC Rookie 600

### QUALIFYING - SECTOR ANALYSIS

SECTOR 1 = FL to I1, SECTOR 2 = I1 to FL, DIFF = Difference To Personal Best Lap

2 -	36.909	23.784	1:00.693	71.64	7.838	13:43:26.927
3 -	33.047	22.073	55.120	78.89	2.265	13:44:22.047
4 -	33.554	21.861	55.415	78.47	2.560	13:45:17.462
5 -	32.006	21.484	53.490	81.29	0.635	13:46:10.952
6 -	32.093	21.201	53.294 (2)	81.59	0.439	13:47:04.246
7 -	32.512	21.074	53.586	81.15	0.731	13:47:57.832
8 -	32.365	20.992	53.357 (3)	81.50	0.502	13:48:51.189
9 -	<b>31.936</b>	<b>20.919</b>	<b>52.855 (1)</b>	<b>82.27</b>		<b>13:49:44.044</b>

P13 51		Andrew DURANT		Honda -			
IDEAL LAP TIME : 53.153		BEST LAP TIME : 53.196		DIFFERENCE : 0.043			
LAP	SECTOR 1	SECTOR 2	LAP TIME	MPH	DIFF	TIME OF DAY	
1 -	40.535	24.795	1:05.330	66.56	12.134	13:42:41.547	
2 -	36.298	23.404	59.702	72.83	6.506	13:43:41.249	
3 -	34.736	22.615	57.351	75.82	4.155	13:44:38.600	
4 -	33.689	21.986	55.675	78.10	2.479	13:45:34.275	
5 -	33.817	22.129	55.946	77.72	2.750	13:46:30.221	
6 -	33.003	21.648	54.651	79.57	1.455	13:47:24.872	
7 -	32.653	22.915	55.568	78.25	2.372	13:48:20.440	
8 -	32.773	21.497	54.270	80.12	1.074	13:49:14.710	
9 -	32.134	<b>21.062</b>	<b>53.196 (1)</b>	<b>81.74</b>		<b>13:50:07.906</b>	
10 -	32.155	21.473	53.628 (3)	81.08	0.432	13:51:01.534	
11 -	<b>32.091</b>	21.380	53.471 (2)	81.32	0.275	13:51:55.005	
12 -	33.616	22.494	56.110	77.50	2.914	13:52:51.115	
13 -	34.251	21.878	56.129	77.47	2.933	13:53:47.244	

P14 119		Adrian LEWIS		Triumph -			
IDEAL LAP TIME : 53.155		BEST LAP TIME : 53.352		DIFFERENCE : 0.197			
LAP	SECTOR 1	SECTOR 2	LAP TIME	MPH	DIFF	TIME OF DAY	
1 -	41.318	24.687	1:06.005	65.88	12.653	13:42:44.935	
2 -	36.408	24.706	1:01.114	71.15	7.762	13:43:46.049	
3 -	34.053	21.608	55.661	78.12	2.309	13:44:41.710	
4 -	32.761	21.689	54.450	79.86	1.098	13:45:36.160	
5 -	32.499	21.680	54.179	80.26	0.827	13:46:30.339	
6 -	33.169	21.322	54.491	79.80	1.139	13:47:24.830	
7 -	33.564	22.106	55.670	78.11	2.318	13:48:20.500	
8 -	33.192	21.111	54.303	80.08	0.951	13:49:14.803	
9 -	32.337	<b>21.015</b>	<b>53.352 (1)</b>	<b>81.50</b>		<b>13:50:08.155</b>	
10 -	32.415	21.202	53.617 (3)	81.10	0.265	13:51:01.772	
11 -	<b>32.140</b>	21.300	53.440 (2)	81.37	0.088	13:51:55.212	
12 -	33.065	21.719	54.784	79.37	1.432	13:52:49.996	

P15 76		Hayden PLATTON		Yamaha - NR Racing			
IDEAL LAP TIME : 53.381		BEST LAP TIME : 53.487		DIFFERENCE : 0.106			
LAP	SECTOR 1	SECTOR 2	LAP TIME	MPH	DIFF	TIME OF DAY	
1 -	40.272	23.982	1:04.254	67.67	10.767	13:42:36.408	
2 -	35.349	22.596	57.945	75.04	4.458	13:43:34.353	
3 -	34.685	22.319	57.004	76.28	3.517	13:44:31.357	
4 -	34.895	21.778	56.673	76.73	3.186	13:45:28.030	
5 -	33.208	21.547	54.755	79.41	1.268	13:46:22.785	
6 -	32.448	21.460	53.908 (3)	80.66	0.421	13:47:16.693	
7 -	32.571	21.491	54.062	80.43	0.575	13:48:10.755	
8 -	32.981	21.424	54.405	79.93	0.918	13:49:05.160	
9 -	32.454	<b>21.033</b>	<b>53.487 (1)</b>	<b>81.30</b>		<b>13:49:58.647</b>	
10 -	<b>32.348</b>	21.469	53.817 (2)	80.80	0.330	13:50:52.464	

P16 18		Carl TREVILLON		Kawasaki -			
IDEAL LAP TIME : 53.720		BEST LAP TIME : 54.053		DIFFERENCE : 0.333			
LAP	SECTOR 1	SECTOR 2	LAP TIME	MPH	DIFF	TIME OF DAY	
1 -	40.480	24.211	1:04.691	67.22	10.638	13:42:33.559	

Weather / Track : Cloudy / Dry

Brands Hatch Indy  
Circuit Length = 1.2079 miles  
Start: 13:40 Flag 13:53 End: 13:54

# BMCRC - MRO Championships 2015 - Rnd 9 @ Brands Hatch Indy

## BMCRC Rookie 600

### QUALIFYING - SECTOR ANALYSIS

SECTOR 1 = FL to I1, SECTOR 2 = I1 to FL, DIFF = Difference To Personal Best Lap

2 -	36.469	23.239	59.708	72.83	5.655	13:43:33.267
3 -	35.830	22.104	57.934	75.06	3.881	13:44:31.201
4 -	35.138	22.150	57.288	75.90	3.235	13:45:28.489
5 -	33.599	22.136	55.735	78.02	1.682	13:46:24.224
6 -	33.553	21.671	55.224	78.74	1.171	13:47:19.448
7 -	33.307	21.671	54.978	79.09	0.925	13:48:14.426
8 -	33.513	21.698	55.211	78.76	1.158	13:49:09.637
9 -	32.867	21.461	54.328 (3)	80.04	0.275	13:50:03.965
<b>10 -</b>	<b>32.510</b>	21.543	<b>54.053 (1)</b>	<b>80.45</b>		<b>13:50:58.018</b>
11 -	32.695	21.484	54.179 (2)	80.26	0.126	13:51:52.197
12 -	33.233	22.237	55.470	78.39	1.417	13:52:47.667
13 -	36.374	<b>21.210</b>	57.584	75.51	3.531	13:53:45.251

<b>P17 88</b>	<b>Michael CUMBERLAND</b>	Yamaha -
IDEAL LAP TIME : 53.955	BEST LAP TIME : 54.144	DIFFERENCE : 0.189

LAP	SECTOR 1	SECTOR 2	LAP TIME	MPH	DIFF	TIME OF DAY
1 -	46.412	26.899	1:13.311	59.31	19.167	13:42:47.815
2 -	39.310	24.190	1:03.500	68.48	9.356	13:43:51.315
3 -	34.939	23.449	58.388	74.47	4.244	13:44:49.703
4 -	37.795	22.331	1:00.126	72.32	5.982	13:45:49.829
5 -	33.824	21.783	55.607	78.20	1.463	13:46:45.436
6 -	33.256	21.502	54.758	79.41	0.614	13:47:40.194
7 -	33.028	21.572	54.600	79.64	0.456	13:48:34.794
8 -	32.896	21.434	54.330 (3)	80.04	0.186	13:49:29.124
<b>9 -</b>	<b>32.848</b>	21.296	<b>54.144 (1)</b>	<b>80.31</b>		<b>13:50:23.268</b>
10 -	33.351	21.582	54.933	79.16	0.789	13:51:18.201
11 -	32.905	21.973	54.878	79.24	0.734	13:52:13.079
12 -	34.134	23.365	57.499	75.62	3.355	13:53:10.578
13 -	33.152	<b>21.107</b>	54.259 (2)	80.14	0.115	13:54:04.837

<b>P18 22</b>	<b>Darren DOWDS</b>	Yamaha - IRP decals
IDEAL LAP TIME : 54.021	BEST LAP TIME : 54.207	DIFFERENCE : 0.186

LAP	SECTOR 1	SECTOR 2	LAP TIME	MPH	DIFF	TIME OF DAY
1 -	35.523	22.818	58.341	74.53	4.134	13:42:14.811
2 -	33.938	22.511	56.449	77.03	2.242	13:43:11.260
3 -	32.809	21.978	54.787	79.37	0.580	13:44:06.047
4 -	32.619	21.914	54.533	79.74	0.326	13:45:00.580
5 -	32.542	21.803	54.345 (3)	80.01	0.138	13:45:54.925
6 -	32.615	22.147	54.762	79.40	0.555	13:46:49.687
7 -	32.665	21.942	54.607	79.63	0.400	13:47:44.294
8 -	32.565	21.952	54.517	79.76	0.310	13:48:38.811
9 -	<b>32.301</b>	22.099	54.400	79.93	0.193	13:49:33.211
10 -	32.704	21.830	54.534	79.74	0.327	13:50:27.745
<b>11 -</b>	32.487	<b>21.720</b>	<b>54.207 (1)</b>	<b>80.22</b>		<b>13:51:21.952</b>
12 -	32.455	21.885	54.340 (2)	80.02	0.133	13:52:16.292
13 -	32.811	22.440	55.251	78.70	1.044	13:53:11.543
14 -	33.562	21.836	55.398	78.49	1.191	13:54:06.941

<b>P19 42</b>	<b>Sam MATTHEWS</b>	Yamaha - Crusader vehicles
IDEAL LAP TIME : 54.134	BEST LAP TIME : 54.222	DIFFERENCE : 0.088

LAP	SECTOR 1	SECTOR 2	LAP TIME	MPH	DIFF	TIME OF DAY
1 -	40.634	24.157	1:04.791	67.11	10.569	13:42:32.770
2 -	36.189	23.164	59.353	73.26	5.131	13:43:32.123
3 -	35.045	22.252	57.297	75.89	3.075	13:44:29.420
4 -	33.969	22.934	56.903	76.42	2.681	13:45:26.323
5 -	33.217	21.897	55.114	78.90	0.892	13:46:21.437
6 -	33.384	21.751	55.135	78.87	0.913	13:47:16.572
7 -	33.344	21.844	55.188	78.79	0.966	13:48:11.760
8 -	33.414	21.859	55.273	78.67	1.051	13:49:07.033
9 -	33.422	21.607	55.029 (3)	79.02	0.807	13:50:02.062
10 -	34.123	21.718	55.841	77.87	1.619	13:50:57.903
<b>11 -</b>	32.663	<b>21.559</b>	<b>54.222 (1)</b>	<b>80.19</b>		<b>13:51:52.125</b>

Weather / Track : Cloudy / Dry

Brands Hatch Indy  
Circuit Length = 1.2079 miles  
Start: 13:40 Flag 13:53 End: 13:54

# BMCRC - MRO Championships 2015 - Rnd 9 @ Brands Hatch Indy

## BMCRC Rookie 600

### QUALIFYING - SECTOR ANALYSIS

SECTOR 1 = FL to I1, SECTOR 2 = I1 to FL, DIFF = Difference To Personal Best Lap

12 - 32.972 21.620 54.592 (2) 79.65 0.370 13:52:46.717

P20 53 Jason SIGGS			Triumph - J Siggs Construction			
IDEAL LAP TIME : 54.538		BEST LAP TIME : 54.538		DIFFERENCE : 0.000		
LAP	SECTOR 1	SECTOR 2	LAP TIME	MPH	DIFF	TIME OF DAY
1 -	41.336	25.647	1:06.983	64.92	12.445	13:42:41.331
2 -	37.507	24.969	1:02.476	69.60	7.938	13:43:43.807
3 -	36.780	23.289	1:00.069	72.39	5.531	13:44:43.876
4 -	34.831	22.817	57.648	75.43	3.110	13:45:41.524
5 -	33.681	22.483	56.164	77.42	1.626	13:46:37.688
6 -	33.489	22.407	55.896	77.79	1.358	13:47:33.584
7 -	33.869	21.833	55.702 (3)	78.06	1.164	13:48:29.286
8 -	33.958	22.108	56.066	77.56	1.528	13:49:25.352
9 -	33.837	22.043	55.880	77.82	1.342	13:50:21.232
10 -	33.311	22.424	55.735	78.02	1.197	13:51:16.967
11 -	33.190	22.406	55.596 (2)	78.21	1.058	13:52:12.563
12 -	34.555	22.822	57.377	75.79	2.839	13:53:09.940
13 -	<b>32.931</b>	<b>21.607</b>	<b>54.538 (1)</b>	<b>79.73</b>		<b>13:54:04.478</b>

P21 122 Paul WILSON			Yamaha -			
IDEAL LAP TIME : 54.454		BEST LAP TIME : 54.576		DIFFERENCE : 0.122		
LAP	SECTOR 1	SECTOR 2	LAP TIME	MPH	DIFF	TIME OF DAY
1 -	34.394	22.152	56.546	76.90	1.970	13:42:12.102
2 -	33.440	22.730	56.170	77.41	1.594	13:43:08.272
3 -	33.055	22.027	55.082	78.94	0.506	13:44:03.354
4 -	33.016	21.890	54.906	79.20	0.330	13:44:58.260
5 -	32.926	<b>21.650</b>	<b>54.576 (1)</b>	<b>79.67</b>		<b>13:45:52.836</b>
6 -	<b>32.804</b>	21.885	54.689 (3)	79.51	0.113	13:46:47.525
7 -	32.840	21.816	54.656 (2)	79.56	0.080	13:47:42.181

P22 188 Matthew STOCK			Yamaha -			
IDEAL LAP TIME : 54.345		BEST LAP TIME : 54.616		DIFFERENCE : 0.271		
LAP	SECTOR 1	SECTOR 2	LAP TIME	MPH	DIFF	TIME OF DAY
1 -	38.898	23.889	1:02.787	69.25	8.171	13:42:28.608
2 -	35.145	23.591	58.736	74.03	4.120	13:43:27.344
3 -	34.677	22.479	57.156	76.08	2.540	13:44:24.500
4 -	34.298	22.228	56.526	76.93	1.910	13:45:21.026
5 -	33.346	21.991	55.337	78.58	0.721	13:46:16.363
6 -	33.010	22.002	55.012	79.04	0.396	13:47:11.375
7 -	33.547	21.880	55.427	78.45	0.811	13:48:06.802
8 -	33.328	<b>21.570</b>	54.898 (3)	79.21	0.282	13:49:01.700
9 -	<b>32.775</b>	21.886	54.661 (2)	79.55	0.045	13:49:56.361
10 -	32.856	21.760	<b>54.616 (1)</b>	<b>79.62</b>		<b>13:50:50.977</b>
11 -	33.453	IN PIT	2:27.227 P	29.53	1:32.611	13:53:18.204
12 -	OUTLAP	21.756	57.708	75.35	3.092	13:54:15.912

P23 142 Mick WHALLEY			Triumph -			
IDEAL LAP TIME : 55.665		BEST LAP TIME : 55.665		DIFFERENCE : 0.000		
LAP	SECTOR 1	SECTOR 2	LAP TIME	MPH	DIFF	TIME OF DAY
1 -	<b>33.941</b>	<b>21.724</b>	<b>55.665 (1)</b>	<b>78.12</b>		<b>13:42:06.766</b>

P24 14 David SPENCER			Suzuki -			
IDEAL LAP TIME : 56.010		BEST LAP TIME : 56.078		DIFFERENCE : 0.068		
LAP	SECTOR 1	SECTOR 2	LAP TIME	MPH	DIFF	TIME OF DAY
1 -	40.546	25.495	1:06.041	65.84	9.963	13:42:38.558
2 -	38.242	23.928	1:02.170	69.94	6.092	13:43:40.728
3 -	35.581	22.880	58.461	74.38	2.383	13:44:39.189
4 -	34.254	22.210	56.464	77.01	0.386	13:45:35.653
5 -	35.280	22.348	57.628	75.45	1.550	13:46:33.281

Weather / Track : Cloudy / Dry

Brands Hatch Indy  
Circuit Length = 1.2079 miles  
Start: 13:40 Flag 13:53 End: 13:54

# BMCRC - MRO Championships 2015 - Rnd 9 @ Brands Hatch Indy

## BMCRC Rookie 600

### QUALIFYING - SECTOR ANALYSIS

SECTOR 1 = FL to I1, SECTOR 2 = I1 to FL, DIFF = Difference To Personal Best Lap

6 -	34.410	22.682	57.092	76.16	1.014	13:47:30.373
7 -	34.125	22.329	56.454	77.02	0.376	13:48:26.827
8 -	34.543	22.293	56.836	76.51	0.758	13:49:23.663
9 -	34.221	22.080	56.301 (3)	77.23	0.223	13:50:19.964
10 -	<b>33.981</b>	22.097	<b>56.078 (1)</b>	<b>77.54</b>		<b>13:51:16.042</b>
11 -	34.395	23.190	57.585	75.51	1.507	13:52:13.627
12 -	34.064	22.787	56.851	76.49	0.773	13:53:10.478
13 -	34.110	<b>22.029</b>	56.139 (2)	77.46	0.061	13:54:06.617

P25 85		Chris CLARK		Honda -			
IDEAL LAP TIME : 55.923		BEST LAP TIME : 56.172		DIFFERENCE : 0.249			
LAP	SECTOR 1	SECTOR 2	LAP TIME	MPH	DIFF	TIME OF DAY	
1 -	38.546	24.272	1:02.818	69.22	6.646	13:42:22.699	
2 -	36.264	23.695	59.959	72.52	3.787	13:43:22.658	
3 -	35.120	22.631	57.751	75.29	1.579	13:44:20.409	
4 -	34.927	22.849	57.776	75.26	1.604	13:45:18.185	
5 -	34.210	22.459	56.669	76.73	0.497	13:46:14.854	
6 -	33.925	22.490	56.415 (2)	77.08	0.243	13:47:11.269	
7 -	34.437	22.666	57.103	76.15	0.931	13:48:08.372	
8 -	34.078	22.657	56.735	76.64	0.563	13:49:05.107	
9 -	33.987	22.185	<b>56.172 (1)</b>	<b>77.41</b>		<b>13:50:01.279</b>	
10 -	34.462	<b>22.129</b>	56.591	76.84	0.419	13:50:57.870	
11 -	34.121	22.396	56.517	76.94	0.345	13:51:54.387	
12 -	<b>33.794</b>	22.694	56.488 (3)	76.98	0.316	13:52:50.875	
13 -	34.688	22.263	56.951	76.35	0.779	13:53:47.826	

P26 93		Simon HEALEY		Honda -			
IDEAL LAP TIME : 56.450		BEST LAP TIME : 56.574		DIFFERENCE : 0.124			
LAP	SECTOR 1	SECTOR 2	LAP TIME	MPH	DIFF	TIME OF DAY	
1 -	39.603	25.424	1:05.027	66.87	8.453	13:42:26.036	
2 -	36.893	24.072	1:00.965	71.32	4.391	13:43:27.001	
3 -	36.047	23.684	59.731	72.80	3.157	13:44:26.732	
4 -	36.019	23.524	59.543	73.03	2.969	13:45:26.275	
5 -	35.100	22.648	57.748	75.30	1.174	13:46:24.023	
6 -	35.156	22.728	57.884	75.12	1.310	13:47:21.907	
7 -	34.794	23.195	57.989	74.99	1.415	13:48:19.896	
8 -	34.863	22.854	57.717	75.34	1.143	13:49:17.613	
9 -	34.582	22.928	57.510 (3)	75.61	0.936	13:50:15.123	
10 -	35.134	<b>22.420</b>	57.554	75.55	0.980	13:51:12.677	
11 -	34.472	22.526	56.998 (2)	76.29	0.424	13:52:09.675	
12 -	35.086	22.605	57.691	75.37	1.117	13:53:07.366	
13 -	<b>34.030</b>	22.544	<b>56.574 (1)</b>	<b>76.86</b>		<b>13:54:03.940</b>	

P27 43		Jon CLARK		Triumph - RJC Motor Services			
IDEAL LAP TIME : 56.432		BEST LAP TIME : 56.631		DIFFERENCE : 0.199			
LAP	SECTOR 1	SECTOR 2	LAP TIME	MPH	DIFF	TIME OF DAY	
1 -	40.784	26.086	1:06.870	65.03	10.239	13:42:31.596	
2 -	36.706	23.502	1:00.208	72.22	3.577	13:43:31.804	
3 -	35.929	23.071	59.000	73.70	2.369	13:44:30.804	
4 -	35.902	22.907	58.809	73.94	2.178	13:45:29.613	
5 -	34.169	22.962	57.131	76.11	0.500	13:46:26.744	
6 -	34.392	22.585	56.977	76.32	0.346	13:47:23.721	
7 -	34.877	22.565	57.442	75.70	0.811	13:48:21.163	
8 -	34.557	22.581	57.138	76.10	0.507	13:49:18.301	
9 -	34.077	22.617	56.694 (2)	76.70	0.063	13:50:14.995	
10 -	34.224	<b>22.528</b>	56.752 (3)	76.62	0.121	13:51:11.747	
11 -	35.061	22.662	57.723	75.33	1.092	13:52:09.470	
12 -	34.755	22.708	57.463	75.67	0.832	13:53:06.933	
13 -	<b>33.904</b>	22.727	<b>56.631 (1)</b>	<b>76.78</b>		<b>13:54:03.564</b>	

Weather / Track : Cloudy / Dry

Brands Hatch Indy  
Circuit Length = 1.2079 miles  
Start: 13:40 Flag 13:53 End: 13:54

# BMCRC - MRO Championships 2015 - Rnd 9 @ Brands Hatch Indy

## BMCRC Rookie 600

### QUALIFYING - SECTOR ANALYSIS

SECTOR 1 = FL to I1, SECTOR 2 = I1 to FL, DIFF = Difference To Personal Best Lap

P28 28		Carl BARRON		Yamaha -		
IDEAL LAP TIME : 58.069		BEST LAP TIME : 58.464		DIFFERENCE : 0.395		
LAP	SECTOR 1	SECTOR 2	LAP TIME	MPH	DIFF	TIME OF DAY
1 -	40.822	25.204	1:06.026	65.86	7.562	13:42:32.286
2 -	36.933	23.845	1:00.778	71.54	2.314	13:43:33.064
3 -	36.842	23.306	1:00.148 (3)	72.29	1.684	13:44:33.212
4 -	35.496	<b>23.006</b>	58.502 (2)	74.33	0.038	13:45:31.714
5 -	<b>35.063</b>	23.401	<b>58.464 (1)</b>	<b>74.38</b>		<b>13:46:30.178</b>

P29 46		Adrian DRAPER		Suzuki - droopy racing uk		
IDEAL LAP TIME : 59.688		BEST LAP TIME : 59.782		DIFFERENCE : 0.094		
LAP	SECTOR 1	SECTOR 2	LAP TIME	MPH	DIFF	TIME OF DAY
1 -	43.393	26.199	1:09.592	62.48	9.810	13:42:38.359
2 -	39.871	25.102	1:04.973	66.92	5.191	13:43:43.332
3 -	38.886	24.550	1:03.436	68.55	3.654	13:44:46.768
4 -	37.296	24.155	1:01.451	70.76	1.669	13:45:48.219
5 -	37.757	24.154	1:01.911	70.23	2.129	13:46:50.130
6 -	36.483	23.950	1:00.433	71.95	0.651	13:47:50.563
7 -	36.637	23.805	1:00.442	71.94	0.660	13:48:51.005
8 -	36.420	23.503	59.923 (3)	72.56	0.141	13:49:50.928
9 -	<b>36.250</b>	23.638	59.888 (2)	72.61	0.106	13:50:50.816
10 -	36.743	23.603	1:00.346	72.06	0.564	13:51:51.162
11 -	<b>36.250</b>	23.532	<b>59.782 (1)</b>	<b>72.74</b>		<b>13:52:50.944</b>
12 -	36.844	<b>23.438</b>	1:00.282	72.13	0.500	13:53:51.226

P30 30		Duncan GROVE		Yamaha -		
IDEAL LAP TIME :		BEST LAP TIME :		DIFFERENCE :		
LAP	SECTOR 1	SECTOR 2	LAP TIME	MPH	DIFF	TIME OF DAY
1 -	<b>47.440</b>	<b>IN PIT</b>	8:57.380 P	8.09		13:50:31.501

# BMCRC - MRO Championships 2015 - Rnd 9 @ Brands Hatch Indy

## BMCRC Rookie 600

### QUALIFYING - BEST SECTORS

SECTOR 1			SECTOR 2			IDEAL / BEST COMPARISON						
POS	NO	NAME	TIME	NO	NAME	TIME	POS	NO	NAME	IDEAL	BEST	DIFF
									<b>PERFECT LAP</b>	<b>49.669</b>		
1	6	PETTIT	<b>29.893</b>	6	PETTIT	<b>19.776</b>	1	6	PETTIT	49.669	49.779	0.110
2	58	MATTHEWS	<b>30.415</b>	68	EUSTACE	<b>20.066</b>	2	58	MATTHEWS	50.715	51.010	0.295
3	11	HARVEY	<b>30.743</b>	90	COTGROVE	<b>20.258</b>	3	68	EUSTACE	50.879	51.021	0.142
4	90	COTGROVE	<b>30.755</b>	58	MATTHEWS	<b>20.300</b>	4	90	COTGROVE	51.013	51.305	0.292
5	77	TIBBLE	<b>30.766</b>	77	TIBBLE	<b>20.313</b>	5	77	TIBBLE	51.079	51.105	0.026
6	68	EUSTACE	<b>30.813</b>	100	DYER	<b>20.466</b>	6	11	HARVEY	51.580	51.695	0.115
7	99	COLLINS	<b>31.089</b>	99	COLLINS	<b>20.552</b>	7	99	COLLINS	51.641	51.743	0.102
8	100	DYER	<b>31.285</b>	164	CHAMBERLAIN	<b>20.734</b>	8	100	DYER	51.751	51.751	0.000
9	91	O'BRIEN	<b>31.515</b>	91	O'BRIEN	<b>20.821</b>	9	91	O'BRIEN	52.336	52.492	0.156
10	164	CHAMBERLAIN	<b>31.673</b>	130	BUTTON	<b>20.824</b>	10	164	CHAMBERLAIN	52.407	52.425	0.018
11	130	BUTTON	<b>31.693</b>	11	HARVEY	<b>20.837</b>	11	130	BUTTON	52.517	52.517	0.000
12	149	HAMMETT	<b>31.936</b>	149	HAMMETT	<b>20.919</b>	12	149	HAMMETT	52.855	52.855	0.000
13	51	DURANT	<b>32.091</b>	119	LEWIS	<b>21.015</b>	13	51	DURANT	53.153	53.196	0.043
14	119	LEWIS	<b>32.140</b>	76	PLATTON	<b>21.033</b>	14	119	LEWIS	53.155	53.352	0.197
15	22	DOWDS	<b>32.301</b>	51	DURANT	<b>21.062</b>	15	76	PLATTON	53.381	53.487	0.106
16	76	PLATTON	<b>32.348</b>	88	CUMBERLAND	<b>21.107</b>	16	18	TREVILLON	53.720	54.053	0.333
17	18	TREVILLON	<b>32.510</b>	18	TREVILLON	<b>21.210</b>	17	88	CUMBERLAND	53.955	54.144	0.189
18	42	MATTHEWS	<b>32.575</b>	42	MATTHEWS	<b>21.559</b>	18	22	DOWDS	54.021	54.207	0.186
19	188	STOCK	<b>32.775</b>	188	STOCK	<b>21.570</b>	19	42	MATTHEWS	54.134	54.222	0.088
20	122	WILSON	<b>32.804</b>	53	SIGGS	<b>21.607</b>	20	188	STOCK	54.345	54.616	0.271
21	88	CUMBERLAND	<b>32.848</b>	122	WILSON	<b>21.650</b>	21	122	WILSON	54.454	54.576	0.122
22	53	SIGGS	<b>32.931</b>	22	DOWDS	<b>21.720</b>	22	53	SIGGS	54.538	54.538	0.000
23	85	CLARK	<b>33.794</b>	142	WHALLEY	<b>21.724</b>	23	142	WHALLEY	55.665	55.665	0.000
24	43	CLARK	<b>33.904</b>	14	SPENCER	<b>22.029</b>	24	85	CLARK	55.923	56.172	0.249
25	142	WHALLEY	<b>33.941</b>	85	CLARK	<b>22.129</b>	25	14	SPENCER	56.010	56.078	0.068
26	14	SPENCER	<b>33.981</b>	93	HEALEY	<b>22.420</b>	26	43	CLARK	56.432	56.631	0.199
27	93	HEALEY	<b>34.030</b>	43	CLARK	<b>22.528</b>	27	93	HEALEY	56.450	56.574	0.124
28	28	BARRON	<b>35.063</b>	28	BARRON	<b>23.006</b>	28	28	BARRON	58.069	58.464	0.395
29	46	DRAPER	<b>36.250</b>	46	DRAPER	<b>23.438</b>	29	46	DRAPER	59.688	59.782	0.094
30	30	GROVE	<b>47.440</b>				30	30	GROVE			

Weather / Track : Cloudy / Dry

Results can be found at [www.tsl-timing.com](http://www.tsl-timing.com)

Brands Hatch Indy  
Circuit Length = 1.2079 miles  
Start: 13:40 Flag 13:53 End: 13:54

Printed - 13:55 Saturday, 03 October 2015



# BMCRC - MRO Championships 2015 - Rnd 9 @ Brands Hatch Indy

## BMCRC Rookie 600

### RACE 9 - CLASSIFICATION



POS	NO	NAME	ENTRY	LAPS	TIME	GAP	DIFF	MPH	BEST	ON
1	90	Benjamin COTGROVE	Triumph - NR Racing	14	11:46.649			86.15	49.754	8
2	6	Dominic PETTIT	Yamaha - Camclad Contractors	14	11:46.815	0.166	0.166	86.13	49.341	9
3	68	Thomas EUSTACE	Yamaha - More moto	14	12:00.924	14.275	14.109	84.44	50.547	6
4	77	Jamie TIBBLE	Honda - Barncroft Engineering	14	12:03.683	17.034	2.759	84.12	50.630	14
5	58	Jay MATTHEWS	Yamaha -	14	12:04.035	17.386	0.352	84.08	50.682	6
6	11	Josh HARVEY	Yamaha - NR Racing	14	12:07.953	21.304	3.918	83.63	50.697	8
7	99	Lloyd COLLINS	Honda - Warren Drives	14	12:09.146	22.497	1.193	83.49	51.104	12
8	164	Barry CHAMBERLAIN	Suzuki - Goldline Maintenance Services	14	12:10.761	24.112	1.615	83.31	51.269	3
9	76	Hayden PLATTON	Yamaha - NR Racing	14	12:17.038	30.389	6.277	82.60	51.649	5
10	42	Sam MATTHEWS	Yamaha - Crusader vehicles	14	12:28.794	42.145	11.756	81.30	52.128	13
11	18	Carl TREVILLON	Kawasaki -	14	12:28.977	42.328	0.183	81.28	52.450	6
12	100	Mark DYER	Yamaha -	14	12:29.762	43.113	0.785	81.19	52.244	4
13	119	Adrian LEWIS	Triumph -	14	12:29.946	43.297	0.184	81.17	51.917	8
14	91	Mark O'BRIEN	MV Agusta - obrienhifi.com	14	12:30.124	43.475	0.178	81.16	52.680	4
15	130	Lee BUTTON	Yamaha - Elite Spas/Goodwins	14	12:30.241	43.592	0.117	81.14	52.220	12
16	149	Callum HAMMETT	Yamaha -	14	12:32.891	46.242	2.650	80.86	51.901	14
17	51	Andrew DURANT	Honda -	14	12:34.580	47.931	1.689	80.68	52.411	14
18	88	Michael CUMBERLAND	Yamaha -	13	11:49.616	1 Lap	1 Lap	79.66	53.388	8
19	22	Darren DOWDS	Yamaha - IRP decals	13	11:52.002	1 Lap	2.386	79.39	53.341	11
20	188	Matthew STOCK	Yamaha -	13	11:52.883	1 Lap	0.881	79.30	53.587	8
21	122	Paul WILSON	Yamaha -	13	11:56.554	1 Lap	3.671	78.89	53.822	8
22	30	Duncan GROVE	Yamaha -	13	12:02.037	1 Lap	5.483	78.29	53.848	9
23	43	Jon CLARK	Triumph - RJC Motor Services	13	12:02.393	1 Lap	0.356	78.25	54.023	10
24	53	Jason SIGGS	Triumph - J Siggs Construction	13	12:08.811	1 Lap	6.418	77.56	53.612	12
25	14	David SPENCER	Suzuki -	13	12:12.354	1 Lap	3.543	77.19	54.472	10
26	85	Chris CLARK	Honda -	13	12:13.066	1 Lap	0.712	77.11	55.216	6
27	93	Simon HEALEY	Honda -	13	12:14.304	1 Lap	1.238	76.98	55.158	11
28	46	Adrian DRAPER	Suzuki - droopy racing uk	12	12:12.738	2 Laps	1 Lap	71.21	59.560	11
29	28	Carl BARRON	Yamaha -	12	12:13.254	2 Laps	0.516	71.16	58.555	2

NOT CLASSIFIED

DNF	142	Mick WHALLEY	Triumph -	8	7:12.480	6 Laps	4 Laps	80.44	52.500	6
-----	-----	--------------	-----------	---	----------	--------	--------	-------	--------	---

FASTEST LAP

6	Dominic PETTIT	Yamaha - Camclad Contractors	9	49.341	88.13 mph	141.83 kph
---	----------------	------------------------------	---	--------	-----------	------------

90% of Race Speed = 77.53 mph

Weather / Track : Cloudy / Dry

These results are provisional until the conclusion of any judicial and technical matters.

Brands Hatch Indy

Circuit Length = 1.2079 miles

Start: 17:07 Flag 17:18 End: 17:19

Clerk Of Course :	Timekeeper :
-------------------	--------------

Results can be found at [www.tsl-timing.com](http://www.tsl-timing.com)

Printed - 17:20 Saturday, 03 October 2015





# BMCRC - MRO Championships 2015 - Rnd 9 @ Brands Hatch Indy

## BMCRC Rookie 600

### RACE 9 - LAP CHART

#### LAP 11 @ 17:16:21.418

NO	BEHIND	LAP TIME
90		50.098
6	1.214	50.027
30	1 Lap	54.355
43	1 Lap	54.023
85	1 Lap	55.382
53	1 Lap	54.615
14	1 Lap	54.472
68	11.486	51.821
93	1 Lap	55.554
77	13.858	51.232
58	14.102	51.184
11	14.697	51.441
99	18.243	51.792
164	18.443	51.378
76	23.849	53.140
18	34.313	52.952
100	34.460	53.440
91	34.616	53.139
42	35.097	52.512
130	36.631	52.401
119	36.813	52.247
149	39.737	52.756
51	40.724	52.920
88	44.564	53.577
22	48.048	53.341
188	49.039	53.843

#### LAP 12 @ 17:17:11.772

NO	BEHIND	LAP TIME
90		50.354
122	1 Lap	54.310
6	0.477	49.617
46	2 Laps	59.989
30	1 Lap	55.324
43	1 Lap	54.625
28	2 Laps	1:00.297
68	12.355	51.223
53	1 Lap	55.567
85	1 Lap	56.389
77	14.725	51.221
14	1 Lap	55.690
58	14.915	51.167
11	15.858	51.515
93	1 Lap	55.158
99	18.993	51.104
164	19.598	51.509
76	26.230	52.735
18	36.753	52.794
100	37.079	52.973
91	37.470	53.208
42	37.712	52.969
130	38.497	52.220
119	38.661	52.202
149	41.911	52.528
51	43.148	52.778
88	48.334	54.124

#### LAP 13 @ 17:18:01.598

NO	BEHIND	LAP TIME
90		49.826
6	0.160	49.509

22	1 Lap	53.976
188	1 Lap	53.927
122	1 Lap	54.618
30	1 Lap	54.505
43	1 Lap	54.493
68	13.413	50.884
46	2 Laps	59.560
58	16.639	51.550
77	16.649	51.750
28	2 Laps	59.776
53	1 Lap	53.612
11	19.062	53.030
14	1 Lap	55.554
85	1 Lap	55.851
99	20.930	51.763
164	21.611	51.839
93	1 Lap	55.484
76	28.609	52.205
18	39.714	52.787
42	40.014	52.128
100	40.592	53.339
91	40.850	53.206
119	41.029	52.194
130	41.424	52.753
149	44.586	52.501
51	45.765	52.443

#### LAP 14 @ 17:18:51.843

NO	BEHIND	LAP TIME
90		50.245
6	0.166	50.251
88	1 Lap	54.704
22	1 Lap	53.754
188	1 Lap	53.693
122	1 Lap	54.941
68	14.275	51.107
30	1 Lap	54.106
43	1 Lap	54.412
77	17.034	50.630
58	17.386	50.992
11	21.304	52.487
53	1 Lap	54.501
99	22.497	51.812
164	24.112	52.746
14	1 Lap	55.321
46	2 Laps	59.896
85	1 Lap	55.979
28	2 Laps	59.126
93	1 Lap	55.220
76	30.389	52.025
42	42.145	52.376
18	42.328	52.859
100	43.113	52.766
119	43.297	52.513
91	43.475	52.870
130	43.592	52.413
149	46.242	51.901
51	47.931	52.411

Weather / Track : Cloudy / Dry

# BMCRC - MRO Championships 2015 - Rnd 9 @ Brands Hatch Indy

## BMCRC Rookie 600

### RACE 9 - SECTOR ANALYSIS

SECTOR 1 = FL to I1, SECTOR 2 = I1 to FL, DIFF = Difference To Personal Best Lap

<b>P1 90 Benjamin COTGROVE</b>		Triumph - NR Racing				
IDEAL LAP TIME : 49.621		BEST LAP TIME : 49.754		DIFFERENCE : 0.133		
LAP	SECTOR 1	SECTOR 2	LAP TIME	MPH	DIFF	TIME OF DAY
1 -		20.498	55.629	78.17	5.875	17:08:00.823
2 -	30.503	19.949	50.452	86.19	0.698	17:08:51.275
3 -	30.135	19.919	50.054	86.87	0.300	17:09:41.329
4 -	30.215	19.917	50.132	86.74	0.378	17:10:31.461
5 -	30.265	19.820	50.085	86.82	0.331	17:11:21.546
6 -	30.258	19.948	50.206	86.61	0.452	17:12:11.752
7 -	30.063	<b>19.717</b>	49.780 (2)	87.35	0.026	17:13:01.532
8 -	29.937	19.817	<b>49.754 (1)</b>	<b>87.40</b>		<b>17:13:51.286</b>
9 -	29.964	20.033	49.997	86.97	0.243	17:14:41.283
10 -	30.243	19.794	50.037	86.90	0.283	17:15:31.320
11 -	30.138	19.960	50.098	86.80	0.344	17:16:21.418
12 -	30.516	19.838	50.354	86.36	0.600	17:17:11.772
13 -	<b>29.904</b>	19.922	49.826 (3)	87.27	0.072	17:18:01.598
14 -	30.258	19.987	50.245	86.54	0.491	17:18:51.843

<b>P2 6 Dominic PETTIT</b>		Yamaha - Camclad Contractors				
IDEAL LAP TIME : 49.341		BEST LAP TIME : 49.341		DIFFERENCE : 0.000		
LAP	SECTOR 1	SECTOR 2	LAP TIME	MPH	DIFF	TIME OF DAY
1 -		20.883	56.701	76.69	7.360	17:08:01.895
2 -	31.117	20.271	51.388	84.62	2.047	17:08:53.283
3 -	30.249	19.972	50.221	86.58	0.880	17:09:43.504
4 -	30.452	20.032	50.484	86.13	1.143	17:10:33.988
5 -	29.994	19.917	49.911	87.12	0.570	17:11:23.899
6 -	29.933	20.087	50.020	86.93	0.679	17:12:13.919
7 -	29.969	19.745	49.714	87.47	0.373	17:13:03.633
8 -	29.773	19.979	49.752	87.40	0.411	17:13:53.385
9 -	<b>29.639</b>	<b>19.702</b>	<b>49.341 (1)</b>	<b>88.13</b>		<b>17:14:42.726</b>
10 -	30.018	19.861	49.879	87.18	0.538	17:15:32.605
11 -	29.880	20.147	50.027	86.92	0.686	17:16:22.632
12 -	29.896	19.721	49.617 (3)	87.64	0.276	17:17:12.249
13 -	29.671	19.838	49.509 (2)	87.83	0.168	17:18:01.758
14 -	30.541	19.710	50.251	86.53	0.910	17:18:52.009

<b>P3 68 Thomas EUSTACE</b>		Yamaha - More moto				
IDEAL LAP TIME : 50.355		BEST LAP TIME : 50.547		DIFFERENCE : 0.192		
LAP	SECTOR 1	SECTOR 2	LAP TIME	MPH	DIFF	TIME OF DAY
1 -		20.542	57.294	75.89	6.747	17:08:02.488
2 -	31.277	20.218	51.495	84.44	0.948	17:08:53.983
3 -	30.827	20.228	51.055	85.17	0.508	17:09:45.038
4 -	30.628	20.449	51.077	85.13	0.530	17:10:36.115
5 -	30.615	20.571	51.186	84.95	0.639	17:11:27.301
6 -	<b>30.375</b>	20.172	<b>50.547 (1)</b>	<b>86.03</b>		<b>17:12:17.848</b>
7 -	30.683	<b>19.980</b>	50.663 (3)	85.83	0.116	17:13:08.511
8 -	30.383	20.241	50.624 (2)	85.90	0.077	17:13:59.135
9 -	30.519	20.246	50.765	85.66	0.218	17:14:49.900
10 -	30.771	20.412	51.183	84.96	0.636	17:15:41.083
11 -	30.528	21.293	51.821	83.91	1.274	17:16:32.904
12 -	30.742	20.481	51.223	84.89	0.676	17:17:24.127
13 -	30.517	20.367	50.884	85.46	0.337	17:18:15.011
14 -	30.817	20.290	51.107	85.08	0.560	17:19:06.118

<b>P4 77 Jamie TIBBLE</b>		Honda - Barncroft Engineering				
IDEAL LAP TIME : 50.630		BEST LAP TIME : 50.630		DIFFERENCE : 0.000		
LAP	SECTOR 1	SECTOR 2	LAP TIME	MPH	DIFF	TIME OF DAY
1 -		20.727	57.163	76.07	6.533	17:08:02.357
2 -	30.765	20.422	51.187	84.95	0.557	17:08:53.544
3 -	30.793	20.436	51.229	84.88	0.599	17:09:44.773

Weather / Track : Cloudy / Dry

Brands Hatch Indy  
Circuit Length = 1.2079 miles  
Start: 17:07 Flag 17:18 End: 17:19

# BMCRC - MRO Championships 2015 - Rnd 9 @ Brands Hatch Indy

## BMCRC Rookie 600

### RACE 9 - SECTOR ANALYSIS

SECTOR 1 = FL to I1, SECTOR 2 = I1 to FL, DIFF = Difference To Personal Best Lap

4 -	30.652	20.431	51.083	85.12	0.453	17:10:35.856
5 -	30.643	20.417	51.060 (3)	85.16	0.430	17:11:26.916
6 -	31.221	20.625	51.846	83.87	1.216	17:12:18.762
7 -	31.475	20.568	52.043	83.55	1.413	17:13:10.805
8 -	30.800	20.326	51.126	85.05	0.496	17:14:01.931
9 -	30.626	20.419	51.045 (2)	85.19	0.415	17:14:52.976
10 -	30.787	20.281	51.068	85.15	0.438	17:15:44.044
11 -	30.873	20.359	51.232	84.88	0.602	17:16:35.276
12 -	30.567	20.654	51.221	84.89	0.591	17:17:26.497
13 -	30.931	20.819	51.750	84.03	1.120	17:18:18.247
14 -	<b>30.488</b>	<b>20.142</b>	<b>50.630 (1)</b>	<b>85.88</b>		<b>17:19:08.877</b>

P5	58	Jay MATTHEWS	Yamaha -
IDEAL LAP TIME : 50.590		BEST LAP TIME : 50.682	DIFFERENCE : 0.092

LAP	SECTOR 1	SECTOR 2	LAP TIME	MPH	DIFF	TIME OF DAY
1 -		20.995	57.026	76.25	6.344	17:08:02.220
2 -	31.862	20.521	52.383	83.01	1.701	17:08:54.603
3 -	31.077	20.349	51.426	84.56	0.744	17:09:46.029
4 -	31.091	20.517	51.608	84.26	0.926	17:10:37.637
5 -	30.582	20.409	50.991	85.28	0.309	17:11:28.628
6 -	<b>30.378</b>	20.304	<b>50.682 (1)</b>	<b>85.80</b>		<b>17:12:19.310</b>
7 -	31.544	20.626	52.170	83.35	1.488	17:13:11.480
8 -	30.390	20.461	50.851 (2)	85.51	0.169	17:14:02.331
9 -	30.504	20.567	51.071	85.14	0.389	17:14:53.402
10 -	30.626	20.308	50.934 (3)	85.37	0.252	17:15:44.336
11 -	30.972	<b>20.212</b>	51.184	84.96	0.502	17:16:35.520
12 -	30.923	20.244	51.167	84.98	0.485	17:17:26.687
13 -	31.099	20.451	51.550	84.35	0.868	17:18:18.237
14 -	30.730	20.262	50.992	85.28	0.310	17:19:09.229

P6	11	Josh HARVEY	Yamaha - NR Racing
IDEAL LAP TIME : 50.697		BEST LAP TIME : 50.697	DIFFERENCE : 0.000

LAP	SECTOR 1	SECTOR 2	LAP TIME	MPH	DIFF	TIME OF DAY
1 -		20.860	57.785	75.25	7.088	17:08:02.979
2 -	31.287	20.714	52.001	83.62	1.304	17:08:54.980
3 -	30.407	20.655	51.062	85.16	0.365	17:09:46.042
4 -	30.337	20.600	50.937 (2)	85.37	0.240	17:10:36.979
5 -	30.403	20.620	51.023	85.22	0.326	17:11:28.002
6 -	30.659	20.529	51.188	84.95	0.491	17:12:19.190
7 -	31.793	20.969	52.762	82.41	2.065	17:13:11.952
8 -	<b>30.256</b>	<b>20.441</b>	<b>50.697 (1)</b>	<b>85.77</b>		<b>17:14:02.649</b>
9 -	30.422	20.608	51.030	85.21	0.333	17:14:53.679
10 -	30.523	20.472	50.995 (3)	85.27	0.298	17:15:44.674
11 -	30.967	20.474	51.441	84.53	0.744	17:16:36.115
12 -	30.793	20.722	51.515	84.41	0.818	17:17:27.630
13 -	32.173	20.857	53.030	82.00	2.333	17:18:20.660
14 -	31.685	20.802	52.487	82.85	1.790	17:19:13.147

P7	99	Lloyd COLLINS	Honda - Warren Drives
IDEAL LAP TIME : 51.025		BEST LAP TIME : 51.104	DIFFERENCE : 0.079

LAP	SECTOR 1	SECTOR 2	LAP TIME	MPH	DIFF	TIME OF DAY
1 -		20.521	57.760	75.28	6.656	17:08:02.954
2 -	31.785	20.536	52.321	83.11	1.217	17:08:55.275
3 -	31.277	20.730	52.007	83.61	0.903	17:09:47.282
4 -	30.695	20.657	51.352	84.68	0.248	17:10:38.634
5 -	30.784	<b>20.477</b>	51.261 (2)	84.83	0.157	17:11:29.895
6 -	30.978	20.715	51.693	84.12	0.589	17:12:21.588
7 -	30.963	20.925	51.888	83.80	0.784	17:13:13.476
8 -	<b>30.548</b>	20.717	51.265 (3)	84.82	0.161	17:14:04.741
9 -	31.125	20.669	51.794	83.95	0.690	17:14:56.535
10 -	30.591	20.743	51.334	84.71	0.230	17:15:47.869
11 -	31.101	20.691	51.792	83.96	0.688	17:16:39.661

Weather / Track : Cloudy / Dry

Brands Hatch Indy  
Circuit Length = 1.2079 miles  
Start: 17:07 Flag 17:18 End: 17:19

# BMCRC - MRO Championships 2015 - Rnd 9 @ Brands Hatch Indy

## BMCRC Rookie 600

### RACE 9 - SECTOR ANALYSIS

SECTOR 1 = FL to I1, SECTOR 2 = I1 to FL, DIFF = Difference To Personal Best Lap

12 -	30.559	20.545	<b>51.104 (1)</b>	<b>85.09</b>		<b>17:17:30.765</b>
13 -	31.194	20.569	51.763	84.00	0.659	17:18:22.528
14 -	31.223	20.589	51.812	83.93	0.708	17:19:14.340

P8 164		Barry CHAMBERLAIN		Suzuki - Goldline Maintenance Services			
IDEAL LAP TIME : 51.134		BEST LAP TIME : 51.269		DIFFERENCE : 0.135			
LAP	SECTOR 1	SECTOR 2	LAP TIME	MPH	DIFF	TIME OF DAY	
1 -		20.875	57.175	76.05	5.906	17:08:02.369	
2 -	31.965	20.714	52.679	82.54	1.410	17:08:55.048	
3 -	30.900	<b>20.369</b>	<b>51.269 (1)</b>	<b>84.81</b>		<b>17:09:46.317</b>	
4 -	31.834	20.827	52.661	82.57	1.392	17:10:38.978	
5 -	30.936	20.542	51.478	84.47	0.209	17:11:30.456	
6 -	31.154	20.515	51.669	84.16	0.400	17:12:22.125	
7 -	31.142	20.608	51.750	84.03	0.481	17:13:13.875	
8 -	30.899	20.611	51.510	84.42	0.241	17:14:05.385	
9 -	31.257	20.526	51.783	83.97	0.514	17:14:57.168	
10 -	30.812	20.503	51.315 (2)	84.74	0.046	17:15:48.483	
11 -	<b>30.765</b>	20.613	51.378 (3)	84.63	0.109	17:16:39.861	
12 -	30.869	20.640	51.509	84.42	0.240	17:17:31.370	
13 -	30.972	20.867	51.839	83.88	0.570	17:18:23.209	
14 -	31.407	21.339	52.746	82.44	1.477	17:19:15.955	

P9 76		Hayden PLATTON		Yamaha - NR Racing			
IDEAL LAP TIME : 51.478		BEST LAP TIME : 51.649		DIFFERENCE : 0.171			
LAP	SECTOR 1	SECTOR 2	LAP TIME	MPH	DIFF	TIME OF DAY	
1 -		20.700	58.228	74.68	6.579	17:08:03.422	
2 -	31.657	<b>20.414</b>	52.071	83.51	0.422	17:08:55.493	
3 -	31.297	20.588	51.885 (3)	83.81	0.236	17:09:47.378	
4 -	31.360	20.598	51.958	83.69	0.309	17:10:39.336	
5 -	31.136	20.513	<b>51.649 (1)</b>	<b>84.19</b>		<b>17:11:30.985</b>	
6 -	<b>31.064</b>	20.807	51.871 (2)	83.83	0.222	17:12:22.856	
7 -	31.277	20.856	52.133	83.41	0.484	17:13:14.989	
8 -	31.531	20.879	52.410	82.97	0.761	17:14:07.399	
9 -	31.569	20.873	52.442	82.92	0.793	17:14:59.841	
10 -	31.359	20.927	52.286	83.16	0.637	17:15:52.127	
11 -	32.097	21.043	53.140	81.83	1.491	17:16:45.267	
12 -	31.858	20.877	52.735	82.46	1.086	17:17:38.002	
13 -	31.353	20.852	52.205	83.29	0.556	17:18:30.207	
14 -	31.333	20.692	52.025	83.58	0.376	17:19:22.232	

P10 42		Sam MATTHEWS		Yamaha - Crusader vehicles			
IDEAL LAP TIME : 51.869		BEST LAP TIME : 52.128		DIFFERENCE : 0.259			
LAP	SECTOR 1	SECTOR 2	LAP TIME	MPH	DIFF	TIME OF DAY	
1 -		21.991	1:02.012	70.12	9.884	17:08:07.206	
2 -	32.855	21.696	54.551	79.71	2.423	17:09:01.757	
3 -	32.288	21.313	53.601	81.12	1.473	17:09:55.358	
4 -	31.897	21.067	52.964	82.10	0.836	17:10:48.322	
5 -	31.730	20.882	52.612	82.65	0.484	17:11:40.934	
6 -	31.789	20.685	52.474	82.87	0.346	17:12:33.408	
7 -	31.511	<b>20.659</b>	52.170 (2)	83.35	0.042	17:13:25.578	
8 -	31.679	20.846	52.525	82.79	0.397	17:14:18.103	
9 -	32.325	21.287	53.612	81.11	1.484	17:15:11.715	
10 -	31.493	20.795	52.288 (3)	83.16	0.160	17:16:04.003	
11 -	31.436	21.076	52.512	82.81	0.384	17:16:56.515	
12 -	31.982	20.987	52.969	82.09	0.841	17:17:49.484	
13 -	<b>31.210</b>	20.918	<b>52.128 (1)</b>	<b>83.42</b>		<b>17:18:41.612</b>	
14 -	31.273	21.103	52.376	83.02	0.248	17:19:33.988	

Weather / Track : Cloudy / Dry

Brands Hatch Indy  
Circuit Length = 1.2079 miles  
Start: 17:07 Flag 17:18 End: 17:19

# BMCRC - MRO Championships 2015 - Rnd 9 @ Brands Hatch Indy

## BMCRC Rookie 600

### RACE 9 - SECTOR ANALYSIS

SECTOR 1 = FL to I1, SECTOR 2 = I1 to FL, DIFF = Difference To Personal Best Lap

P11 18		Carl TREVILLON		Kawasaki -		
IDEAL LAP TIME : 52.415		BEST LAP TIME : 52.450		DIFFERENCE : 0.035		
LAP	SECTOR 1	SECTOR 2	LAP TIME	MPH	DIFF	TIME OF DAY
1 -		21.114	1:00.509	71.86	8.059	17:08:05.703
2 -	32.930	21.221	54.151	80.30	1.701	17:08:59.854
3 -	32.048	21.268	53.316	81.56	0.866	17:09:53.170
4 -	32.466	21.048	53.514	81.26	1.064	17:10:46.684
5 -	31.919	20.799	52.718	82.48	0.268	17:11:39.402
6 -	<b>31.634</b>	20.816	<b>52.450 (1)</b>	<b>82.90</b>		<b>17:12:31.852</b>
7 -	32.045	20.859	52.904	82.19	0.454	17:13:24.756
8 -	31.775	20.965	52.740	82.45	0.290	17:14:17.496
9 -	31.844	<b>20.781</b>	52.625 (2)	82.63	0.175	17:15:10.121
10 -	<b>31.634</b>	21.024	52.658 (3)	82.58	0.208	17:16:02.779
11 -	31.709	21.243	52.952	82.12	0.502	17:16:55.731
12 -	31.863	20.931	52.794	82.36	0.344	17:17:48.525
13 -	31.902	20.885	52.787	82.38	0.337	17:18:41.312
14 -	31.708	21.151	52.859	82.26	0.409	17:19:34.171

P12 100		Mark DYER		Yamaha -		
IDEAL LAP TIME : 52.236		BEST LAP TIME : 52.244		DIFFERENCE : 0.008		
LAP	SECTOR 1	SECTOR 2	LAP TIME	MPH	DIFF	TIME OF DAY
1 -		21.404	59.865	72.63	7.621	17:08:05.059
2 -	32.057	20.809	52.866	82.25	0.622	17:08:57.925
3 -	<b>31.510</b>	20.750	52.260 (2)	83.21	0.016	17:09:50.185
4 -	31.518	<b>20.726</b>	<b>52.244 (1)</b>	<b>83.23</b>		<b>17:10:42.429</b>
5 -	31.545	21.061	52.606 (3)	82.66	0.362	17:11:35.035
6 -	32.054	21.122	53.176	81.77	0.932	17:12:28.211
7 -	31.692	21.303	52.995	82.05	0.751	17:13:21.206
8 -	32.607	21.884	54.491	79.80	2.247	17:14:15.697
9 -	32.279	21.126	53.405	81.42	1.161	17:15:09.102
10 -	32.171	21.165	53.336	81.53	1.092	17:16:02.438
11 -	32.376	21.064	53.440	81.37	1.196	17:16:55.878
12 -	32.043	20.930	52.973	82.09	0.729	17:17:48.851
13 -	32.314	21.025	53.339	81.52	1.095	17:18:42.190
14 -	31.829	20.937	52.766	82.41	0.522	17:19:34.956

P13 119		Adrian LEWIS		Triumph -		
IDEAL LAP TIME : 51.879		BEST LAP TIME : 51.917		DIFFERENCE : 0.038		
LAP	SECTOR 1	SECTOR 2	LAP TIME	MPH	DIFF	TIME OF DAY
1 -		22.020	1:02.898	69.13	10.981	17:08:08.092
2 -	32.602	21.576	54.178	80.26	2.261	17:09:02.270
3 -	32.493	20.918	53.411	81.41	1.494	17:09:55.681
4 -	31.968	21.153	53.121	81.86	1.204	17:10:48.802
5 -	31.878	21.050	52.928	82.16	1.011	17:11:41.730
6 -	32.888	21.003	53.891	80.69	1.974	17:12:35.621
7 -	31.606	20.787	52.393	82.99	0.476	17:13:28.014
8 -	<b>31.303</b>	20.614	<b>51.917 (1)</b>	<b>83.76</b>		<b>17:14:19.931</b>
9 -	32.123	21.309	53.432	81.38	1.515	17:15:13.363
10 -	31.944	20.677	52.621	82.64	0.704	17:16:05.984
11 -	31.671	<b>20.576</b>	52.247	83.23	0.330	17:16:58.231
12 -	31.546	20.656	52.202 (3)	83.30	0.285	17:17:50.433
13 -	31.375	20.819	52.194 (2)	83.31	0.277	17:18:42.627
14 -	31.572	20.941	52.513	82.81	0.596	17:19:35.140

P14 91		Mark O'BRIEN		MV Agusta - obrienhifi.com		
IDEAL LAP TIME : 52.456		BEST LAP TIME : 52.680		DIFFERENCE : 0.224		
LAP	SECTOR 1	SECTOR 2	LAP TIME	MPH	DIFF	TIME OF DAY
1 -		21.534	1:01.561	70.63	8.881	17:08:06.755
2 -	31.816	20.944	52.760	82.42	0.080	17:08:59.515
3 -	32.212	20.967	53.179	81.77	0.499	17:09:52.694

Weather / Track : Cloudy / Dry

Brands Hatch Indy  
Circuit Length = 1.2079 miles  
Start: 17:07 Flag 17:18 End: 17:19

# BMCRC - MRO Championships 2015 - Rnd 9 @ Brands Hatch Indy

## BMCRC Rookie 600

### RACE 9 - SECTOR ANALYSIS

SECTOR 1 = FL to I1, SECTOR 2 = I1 to FL, DIFF = Difference To Personal Best Lap

4 -	<b>31.640</b>	21.040	<b>52.680 (1)</b>	<b>82.54</b>			<b>17:10:45.374</b>
5 -	31.817	20.964	52.781	82.38	0.101		17:11:38.155
6 -	31.773	21.011	52.784	82.38	0.104		17:12:30.939
7 -	31.775	20.969	52.744 (3)	82.44	0.064		17:13:23.683
8 -	31.906	21.239	53.145	81.82	0.465		17:14:16.828
9 -	31.851	20.832	52.683 (2)	82.54	0.003		17:15:09.511
10 -	31.953	21.431	53.384	81.45	0.704		17:16:02.895
11 -	32.198	20.941	53.139	81.83	0.459		17:16:56.034
12 -	32.135	21.073	53.208	81.72	0.528		17:17:49.242
13 -	32.221	20.985	53.206	81.73	0.526		17:18:42.448
14 -	32.054	<b>20.816</b>	52.870	82.25	0.190		17:19:35.318

P15 130		Lee BUTTON		Yamaha - Elite Spas/Goodwins			
IDEAL LAP TIME : 52.220		BEST LAP TIME : 52.220		DIFFERENCE : 0.000			
LAP	SECTOR 1	SECTOR 2	LAP TIME	MPH	DIFF	TIME OF DAY	
1 -		21.333	1:00.407	71.98	8.187	17:08:05.601	
2 -	32.352	21.345	53.697	80.98	1.477	17:08:59.298	
3 -	32.451	21.267	53.718	80.95	1.498	17:09:53.016	
4 -	32.181	21.209	53.390	81.44	1.170	17:10:46.406	
5 -	32.851	21.229	54.080	80.41	1.860	17:11:40.486	
6 -	32.570	20.834	53.404	81.42	1.184	17:12:33.890	
7 -	32.015	20.695	52.710	82.50	0.490	17:13:26.600	
8 -	32.024	20.747	52.771	82.40	0.551	17:14:19.371	
9 -	32.702	21.072	53.774	80.86	1.554	17:15:13.145	
10 -	31.859	20.644	52.503	82.82	0.283	17:16:05.648	
11 -	31.730	20.671	52.401 (2)	82.98	0.181	17:16:58.049	
12 -	<b>31.641</b>	<b>20.579</b>	<b>52.220 (1)</b>	<b>83.27</b>		<b>17:17:50.269</b>	
13 -	31.940	20.813	52.753	82.43	0.533	17:18:43.022	
14 -	31.728	20.685	52.413 (3)	82.96	0.193	17:19:35.435	

P16 149		Callum HAMMETT		Yamaha -			
IDEAL LAP TIME : 51.803		BEST LAP TIME : 51.901		DIFFERENCE : 0.098			
LAP	SECTOR 1	SECTOR 2	LAP TIME	MPH	DIFF	TIME OF DAY	
1 -		21.421	1:04.652	67.26	12.751	17:08:09.846	
2 -	32.520	21.094	53.614	81.10	1.713	17:09:03.460	
3 -	32.409	20.951	53.360	81.49	1.459	17:09:56.820	
4 -	32.710	21.218	53.928	80.63	2.027	17:10:50.748	
5 -	32.395	21.109	53.504	81.27	1.603	17:11:44.252	
6 -	32.180	20.909	53.089	81.91	1.188	17:12:37.341	
7 -	31.905	21.039	52.944	82.13	1.043	17:13:30.285	
8 -	31.700	20.877	52.577	82.70	0.676	17:14:22.862	
9 -	32.009	21.173	53.182	81.76	1.281	17:15:16.044	
10 -	31.259	21.096	52.355 (2)	83.05	0.454	17:16:08.399	
11 -	31.908	20.848	52.756	82.42	0.855	17:17:01.155	
12 -	31.929	<b>20.599</b>	52.528	82.78	0.627	17:17:53.683	
13 -	31.781	20.720	52.501 (3)	82.82	0.600	17:18:46.184	
14 -	<b>31.204</b>	20.697	<b>51.901 (1)</b>	<b>83.78</b>		<b>17:19:38.085</b>	

P17 51		Andrew DURANT		Honda -			
IDEAL LAP TIME : 52.296		BEST LAP TIME : 52.411		DIFFERENCE : 0.115			
LAP	SECTOR 1	SECTOR 2	LAP TIME	MPH	DIFF	TIME OF DAY	
1 -		22.229	1:02.536	69.53	10.125	17:08:07.730	
2 -	32.949	21.619	54.568	79.69	2.157	17:09:02.298	
3 -	33.122	21.423	54.545	79.72	2.134	17:09:56.843	
4 -	32.421	21.339	53.760	80.88	1.349	17:10:50.603	
5 -	31.903	21.112	53.015	82.02	0.604	17:11:43.618	
6 -	32.037	21.036	53.073	81.93	0.662	17:12:36.691	
7 -	31.793	21.229	53.022	82.01	0.611	17:13:29.713	
8 -	31.817	21.244	53.061	81.95	0.650	17:14:22.774	
9 -	31.761	21.699	53.460	81.34	1.049	17:15:16.234	
10 -	31.897	21.091	52.988	82.06	0.577	17:16:09.222	
11 -	32.017	<b>20.903</b>	52.920	82.17	0.509	17:17:02.142	

Weather / Track : Cloudy / Dry

Brands Hatch Indy  
Circuit Length = 1.2079 miles  
Start: 17:07 Flag 17:18 End: 17:19



# BMCRC - MRO Championships 2015 - Rnd 9 @ Brands Hatch Indy

## BMCRC Rookie 600

### RACE 9 - SECTOR ANALYSIS

SECTOR 1 = FL to I1, SECTOR 2 = I1 to FL, DIFF = Difference To Personal Best Lap

12 -	31.851	20.927	52.778 (3)	82.39	0.367	17:17:54.920
13 -	31.401	21.042	52.443 (2)	82.92	0.032	17:18:47.363
14 -	<b>31.393</b>	21.018	<b>52.411 (1)</b>	<b>82.97</b>		<b>17:19:39.774</b>

<b>P18 88</b>		<b>Michael CUMBERLAND</b>		Yamaha -		
IDEAL LAP TIME : 53.363		BEST LAP TIME : 53.388		DIFFERENCE : 0.025		
LAP	SECTOR 1	SECTOR 2	LAP TIME	MPH	DIFF	TIME OF DAY
1 -		21.838	1:01.691	70.48	8.303	17:08:06.885
2 -	33.507	21.531	55.038	79.01	1.650	17:09:01.923
3 -	32.865	21.532	54.397	79.94	1.009	17:09:56.320
4 -	32.445	21.385	53.830	80.78	0.442	17:10:50.150
5 -	32.717	21.223	53.940	80.61	0.552	17:11:44.090
6 -	32.471	21.185	53.656	81.04	0.268	17:12:37.746
7 -	<b>32.283</b>	21.156	53.439 (2)	81.37	0.051	17:13:31.185
8 -	32.308	<b>21.080</b>	<b>53.388 (1)</b>	<b>81.45</b>		<b>17:14:24.573</b>
9 -	32.465	21.166	53.631	81.08	0.243	17:15:18.204
10 -	32.908	21.293	54.201	80.23	0.813	17:16:12.405
11 -	32.368	21.209	53.577 (3)	81.16	0.189	17:17:05.982
12 -	32.780	21.344	54.124	80.34	0.736	17:18:00.106
13 -	33.295	21.409	54.704	79.49	1.316	17:18:54.810

<b>P19 22</b>		<b>Darren DOWDS</b>		Yamaha - IRP decals		
IDEAL LAP TIME : 53.316		BEST LAP TIME : 53.341		DIFFERENCE : 0.025		
LAP	SECTOR 1	SECTOR 2	LAP TIME	MPH	DIFF	TIME OF DAY
1 -		22.409	1:03.097	68.91	9.756	17:08:08.291
2 -	33.668	21.806	55.474	78.38	2.133	17:09:03.765
3 -	33.029	21.730	54.759	79.41	1.418	17:09:58.524
4 -	32.465	21.463	53.928	80.63	0.587	17:10:52.452
5 -	32.357	21.618	53.975	80.56	0.634	17:11:46.427
6 -	32.414	<b>21.341</b>	53.755	80.89	0.414	17:12:40.182
7 -	32.352	21.357	53.709 (3)	80.96	0.368	17:13:33.891
8 -	32.347	21.389	53.736	80.92	0.395	17:14:27.627
9 -	32.152	21.405	53.557 (2)	81.19	0.216	17:15:21.184
10 -	33.418	21.523	54.941	79.15	1.600	17:16:16.125
11 -	<b>31.975</b>	21.366	<b>53.341 (1)</b>	<b>81.52</b>		<b>17:17:09.466</b>
12 -	32.391	21.585	53.976	80.56	0.635	17:18:03.442
13 -	32.168	21.586	53.754	80.89	0.413	17:18:57.196

<b>P20 188</b>		<b>Matthew STOCK</b>		Yamaha -		
IDEAL LAP TIME : 53.488		BEST LAP TIME : 53.587		DIFFERENCE : 0.099		
LAP	SECTOR 1	SECTOR 2	LAP TIME	MPH	DIFF	TIME OF DAY
1 -		22.234	1:03.689	68.27	10.102	17:08:08.883
2 -	33.706	21.832	55.538	78.29	1.951	17:09:04.421
3 -	32.798	21.346	54.144	80.31	0.557	17:09:58.565
4 -	32.792	21.470	54.262	80.14	0.675	17:10:52.827
5 -	32.368	21.472	53.840	80.76	0.253	17:11:46.667
6 -	32.629	21.812	54.441	79.87	0.854	17:12:41.108
7 -	32.887	21.641	54.528	79.74	0.941	17:13:35.636
8 -	32.238	21.349	<b>53.587 (1)</b>	<b>81.15</b>		<b>17:14:29.223</b>
9 -	32.303	<b>21.334</b>	53.637 (2)	81.07	0.050	17:15:22.860
10 -	<b>32.154</b>	21.600	53.754	80.89	0.167	17:16:16.614
11 -	32.408	21.435	53.843	80.76	0.256	17:17:10.457
12 -	32.358	21.569	53.927	80.63	0.340	17:18:04.384
13 -	32.320	21.373	53.693 (3)	80.99	0.106	17:18:58.077

<b>P21 122</b>		<b>Paul WILSON</b>		Yamaha -		
IDEAL LAP TIME : 53.787		BEST LAP TIME : 53.822		DIFFERENCE : 0.035		
LAP	SECTOR 1	SECTOR 2	LAP TIME	MPH	DIFF	TIME OF DAY
1 -		22.217	1:03.338	68.65	9.516	17:08:08.532
2 -	32.842	21.679	54.521	79.76	0.699	17:09:03.053

Weather / Track : Cloudy / Dry

Brands Hatch Indy  
Circuit Length = 1.2079 miles  
Start: 17:07 Flag 17:18 End: 17:19

# BMCRC - MRO Championships 2015 - Rnd 9 @ Brands Hatch Indy

## BMCRC Rookie 600

### RACE 9 - SECTOR ANALYSIS

SECTOR 1 = FL to I1, SECTOR 2 = I1 to FL, DIFF = Difference To Personal Best Lap

3 -	33.097	21.745	54.842	79.29	1.020	17:09:57.895
4 -	32.494	21.512	54.006 (3)	80.52	0.184	17:10:51.901
5 -	32.593	21.534	54.127	80.34	0.305	17:11:46.028
6 -	32.444	<b>21.442</b>	53.886 (2)	80.70	0.064	17:12:39.914
7 -	32.739	21.643	54.382	79.96	0.560	17:13:34.296
<b>8 -</b>	<b>32.345</b>	21.477	<b>53.822 (1)</b>	<b>80.79</b>		<b>17:14:28.118</b>
9 -	32.402	21.679	54.081	80.40	0.259	17:15:22.199
10 -	32.792	22.888	55.680	78.09	1.858	17:16:17.879
11 -	32.602	21.708	54.310	80.07	0.488	17:17:12.189
12 -	32.740	21.878	54.618	79.61	0.796	17:18:06.807
13 -	32.887	22.054	54.941	79.15	1.119	17:19:01.748

P22 30 Duncan GROVE		Yamaha -	
IDEAL LAP TIME : 53.702		BEST LAP TIME : 53.848	
		DIFFERENCE : 0.146	

LAP	SECTOR 1	SECTOR 2	LAP TIME	MPH	DIFF	TIME OF DAY
1 -		23.039	1:06.015	65.87	12.167	17:08:11.209
2 -	34.116	22.012	56.128	77.47	2.280	17:09:07.337
3 -	33.264	21.521	54.785	79.37	0.937	17:10:02.122
4 -	32.838	22.117	54.955	79.13	1.107	17:10:57.077
5 -	32.885	21.626	54.511	79.77	0.663	17:11:51.588
6 -	32.635	21.529	54.164 (3)	80.28	0.316	17:12:45.752
7 -	33.136	21.601	54.737	79.44	0.889	17:13:40.489
8 -	33.176	21.428	54.604	79.63	0.756	17:14:35.093
<b>9 -</b>	<b>32.315</b>	21.533	<b>53.848 (1)</b>	<b>80.75</b>		<b>17:15:28.941</b>
10 -	32.708	21.647	54.355	80.00	0.507	17:16:23.296
11 -	32.469	22.855	55.324	78.60	1.476	17:17:18.620
12 -	32.909	21.596	54.505	79.78	0.657	17:18:13.125
13 -	32.719	<b>21.387</b>	54.106 (2)	80.37	0.258	17:19:07.231

P23 43 Jon CLARK		Triumph - RJC Motor Services	
IDEAL LAP TIME : 53.800		BEST LAP TIME : 54.023	
		DIFFERENCE : 0.223	

LAP	SECTOR 1	SECTOR 2	LAP TIME	MPH	DIFF	TIME OF DAY
1 -		22.639	1:05.875	66.01	11.852	17:08:11.069
2 -	33.464	21.528	54.992	79.07	0.969	17:09:06.061
3 -	33.379	21.749	55.128	78.88	1.105	17:10:01.189
4 -	33.223	21.566	54.789	79.37	0.766	17:10:55.978
5 -	32.859	21.674	54.533	79.74	0.510	17:11:50.511
6 -	33.283	21.576	54.859	79.26	0.836	17:12:45.370
7 -	33.036	21.638	54.674	79.53	0.651	17:13:40.044
8 -	34.095	21.277	55.372	78.53	1.349	17:14:35.416
9 -	33.069	21.549	54.618	79.61	0.595	17:15:30.034
<b>10 -</b>	<b>32.989</b>	<b>21.034</b>	<b>54.023 (1)</b>	<b>80.49</b>		<b>17:16:24.057</b>
11 -	<b>32.766</b>	21.859	54.625	79.60	0.602	17:17:18.682
12 -	33.120	21.373	54.493 (3)	79.80	0.470	17:18:13.175
13 -	33.165	21.247	54.412 (2)	79.91	0.389	17:19:07.587

P24 53 Jason SIGGS		Triumph - J Siggs Construction	
IDEAL LAP TIME : 53.612		BEST LAP TIME : 53.612	
		DIFFERENCE : 0.000	

LAP	SECTOR 1	SECTOR 2	LAP TIME	MPH	DIFF	TIME OF DAY
1 -		23.515	1:06.946	64.95	13.334	17:08:12.140
2 -	34.692	22.333	57.025	76.25	3.413	17:09:09.165
3 -	33.572	21.825	55.397	78.49	1.785	17:10:04.562
4 -	33.663	22.303	55.966	77.70	2.354	17:11:00.528
5 -	34.178	21.929	56.107	77.50	2.495	17:11:56.635
6 -	33.281	21.794	55.075	78.95	1.463	17:12:51.710
7 -	32.935	21.698	54.633	79.59	1.021	17:13:46.343
8 -	32.907	21.425	54.332 (2)	80.03	0.720	17:14:40.675
9 -	33.687	21.348	55.035	79.01	1.423	17:15:35.710
10 -	32.863	21.752	54.615	79.62	1.003	17:16:30.325
11 -	33.812	21.755	55.567	78.25	1.955	17:17:25.892
<b>12 -</b>	<b>32.527</b>	<b>21.085</b>	<b>53.612 (1)</b>	<b>81.11</b>		<b>17:18:19.504</b>
13 -	33.176	21.325	54.501 (3)	79.78	0.889	17:19:14.005

Weather / Track : Cloudy / Dry

Brands Hatch Indy  
Circuit Length = 1.2079 miles  
Start: 17:07 Flag 17:18 End: 17:19

# BMCRC - MRO Championships 2015 - Rnd 9 @ Brands Hatch Indy

## BMCRC Rookie 600

### RACE 9 - SECTOR ANALYSIS

SECTOR 1 = FL to I1, SECTOR 2 = I1 to FL, DIFF = Difference To Personal Best Lap

P25 14 David SPENCER			Suzuki -			
IDEAL LAP TIME : 54.426		BEST LAP TIME : 54.472		DIFFERENCE : 0.046		
LAP	SECTOR 1	SECTOR 2	LAP TIME	MPH	DIFF	TIME OF DAY
1 -		22.952	1:07.145	64.76	12.673	17:08:12.339
2 -	34.003	21.975	55.978	77.68	1.506	17:09:08.317
3 -	33.603	22.137	55.740	78.01	1.268	17:10:04.057
4 -	33.451	22.936	56.387	77.12	1.915	17:11:00.444
5 -	33.233	21.951	55.184	78.80	0.712	17:11:55.628
6 -	<b>33.075</b>	22.099	55.174 (3)	78.81	0.702	17:12:50.802
7 -	33.360	21.926	55.286	78.65	0.814	17:13:46.088
8 -	33.529	21.953	55.482	78.37	1.010	17:14:41.570
9 -	33.455	21.486	54.941 (2)	79.15	0.469	17:15:36.511
10 -	33.121	<b>21.351</b>	<b>54.472 (1)</b>	<b>79.83</b>		<b>17:16:30.983</b>
11 -	33.432	22.258	55.690	78.08	1.218	17:17:26.673
12 -	33.851	21.703	55.554	78.27	1.082	17:18:22.227
13 -	33.224	22.097	55.321	78.60	0.849	17:19:17.548

P26 85 Chris CLARK			Honda -			
IDEAL LAP TIME : 55.018		BEST LAP TIME : 55.216		DIFFERENCE : 0.198		
LAP	SECTOR 1	SECTOR 2	LAP TIME	MPH	DIFF	TIME OF DAY
1 -		22.667	1:04.468	67.45	9.252	17:08:09.662
2 -	33.594	22.211	55.805	77.92	0.589	17:09:05.467
3 -	33.548	22.031	55.579	78.24	0.363	17:10:01.046
4 -	33.633	22.044	55.677	78.10	0.461	17:10:56.723
5 -	33.314	22.238	55.552	78.27	0.336	17:11:52.275
6 -	<b>33.227</b>	21.989	<b>55.216 (1)</b>	<b>78.75</b>		<b>17:12:47.491</b>
7 -	33.284	22.080	55.364 (2)	78.54	0.148	17:13:42.855
8 -	34.212	22.227	56.439	77.04	1.223	17:14:39.294
9 -	33.574	<b>21.791</b>	55.365 (3)	78.54	0.149	17:15:34.659
10 -	33.444	21.938	55.382	78.52	0.166	17:16:30.041
11 -	33.523	22.866	56.389	77.11	1.173	17:17:26.430
12 -	33.535	22.316	55.851	77.86	0.635	17:18:22.281
13 -	33.611	22.368	55.979	77.68	0.763	17:19:18.260

P27 93 Simon HEALEY			Honda -			
IDEAL LAP TIME : 54.990		BEST LAP TIME : 55.158		DIFFERENCE : 0.168		
LAP	SECTOR 1	SECTOR 2	LAP TIME	MPH	DIFF	TIME OF DAY
1 -		22.842	1:05.645	66.24	10.487	17:08:10.839
2 -	34.498	22.377	56.875	76.45	1.717	17:09:07.714
3 -	33.621	22.274	55.895	77.79	0.737	17:10:03.609
4 -	33.637	23.128	56.765	76.60	1.607	17:11:00.374
5 -	33.970	<b>21.817</b>	55.787	77.95	0.629	17:11:56.161
6 -	33.353	21.889	55.242 (3)	78.71	0.084	17:12:51.403
7 -	33.730	22.013	55.743	78.01	0.585	17:13:47.146
8 -	33.500	22.140	55.640	78.15	0.482	17:14:42.786
9 -	<b>33.173</b>	22.123	55.296	78.64	0.138	17:15:38.082
10 -	33.449	22.105	55.554	78.27	0.396	17:16:33.636
11 -	33.271	21.887	<b>55.158 (1)</b>	<b>78.83</b>		<b>17:17:28.794</b>
12 -	33.287	22.197	55.484	78.37	0.326	17:18:24.278
13 -	33.203	22.017	55.220 (2)	78.75	0.062	17:19:19.498

P28 46 Adrian DRAPER			Suzuki - droopy racing uk			
IDEAL LAP TIME : 59.560		BEST LAP TIME : 59.560		DIFFERENCE : 0.000		
LAP	SECTOR 1	SECTOR 2	LAP TIME	MPH	DIFF	TIME OF DAY
1 -		24.194	1:10.517	61.66	10.957	17:08:15.711
2 -	36.462	23.758	1:00.220	72.21	0.660	17:09:15.931
3 -	36.778	23.734	1:00.512	71.86	0.952	17:10:16.443
4 -	36.535	23.930	1:00.465	71.91	0.905	17:11:16.908
5 -	36.665	23.926	1:00.591	71.76	1.031	17:12:17.499

Weather / Track : Cloudy / Dry

Brands Hatch Indy  
Circuit Length = 1.2079 miles  
Start: 17:07 Flag 17:18 End: 17:19

# BMCRC - MRO Championships 2015 - Rnd 9 @ Brands Hatch Indy

## BMCRC Rookie 600

### RACE 9 - SECTOR ANALYSIS

SECTOR 1 = FL to I1, SECTOR 2 = I1 to FL, DIFF = Difference To Personal Best Lap

6 -	36.708	23.645	1:00.353	72.05	0.793	17:13:17.852
7 -	36.353	23.532	59.885 (2)	72.61	0.325	17:14:17.737
8 -	36.852	23.805	1:00.657	71.69	1.097	17:15:18.394
9 -	36.247	23.846	1:00.093	72.36	0.533	17:16:18.487
10 -	36.264	23.725	59.989	72.49	0.429	17:17:18.476
11 -	<b>36.170</b>	<b>23.390</b>	<b>59.560 (1)</b>	<b>73.01</b>		<b>17:18:18.036</b>
12 -	36.260	23.636	59.896 (3)	72.60	0.336	17:19:17.932

P29	28	Carl BARRON	Yamaha -			
IDEAL LAP TIME : 58.386		BEST LAP TIME : 58.555	DIFFERENCE : 0.169			

LAP	SECTOR 1	SECTOR 2	LAP TIME	MPH	DIFF	TIME OF DAY
1 -		<b>23.126</b>	1:08.107	63.84	9.552	17:08:13.301
2 -	<b>35.260</b>	23.295	<b>58.555 (1)</b>	<b>74.26</b>		<b>17:09:11.856</b>
3 -	35.508	23.921	59.429 (3)	73.17	0.874	17:10:11.285
4 -	36.634	24.500	1:01.134	71.13	2.579	17:11:12.419
5 -	36.753	24.318	1:01.071	71.20	2.516	17:12:13.490
6 -	36.712	24.499	1:01.211	71.04	2.656	17:13:14.701
7 -	37.601	24.623	1:02.224	69.88	3.669	17:14:16.925
8 -	36.691	24.674	1:01.365	70.86	2.810	17:15:18.290
9 -	36.818	24.141	1:00.959	71.33	2.404	17:16:19.249
10 -	36.206	24.091	1:00.297	72.11	1.742	17:17:19.546
11 -	35.922	23.854	59.776	72.74	1.221	17:18:19.322
12 -	35.532	23.594	59.126 (2)	73.54	0.571	17:19:18.448

P30	142	Mick WHALLEY	Triumph -			
IDEAL LAP TIME : 52.461		BEST LAP TIME : 52.500	DIFFERENCE : 0.039			

LAP	SECTOR 1	SECTOR 2	LAP TIME	MPH	DIFF	TIME OF DAY
1 -		21.779	1:02.081	70.04	9.581	17:08:07.275
2 -	32.096	20.639	52.735	82.46	0.235	17:09:00.010
3 -	32.101	21.153	53.254	81.65	0.754	17:09:53.264
4 -	32.071	21.248	53.319	81.55	0.819	17:10:46.583
5 -	32.536	20.799	53.335	81.53	0.835	17:11:39.918
6 -	31.943	<b>20.557</b>	<b>52.500 (1)</b>	<b>82.83</b>		<b>17:12:32.418</b>
7 -	<b>31.904</b>	20.665	52.569 (2)	82.72	0.069	17:13:24.987
8 -	31.926	20.761	52.687 (3)	82.53	0.187	17:14:17.674

# BMCRC - MRO Championships 2015 - Rnd 9 @ Brands Hatch Indy

## BMCRC Rookie 600

### RACE 9 - BEST SECTORS

SECTOR 1			SECTOR 2			IDEAL / BEST COMPARISON						
POS	NO	NAME	TIME	NO	NAME	TIME	POS	NO	NAME	IDEAL	BEST	DIFF
									<b>PERFECT LAP</b>	<b>49.341</b>		
1	6	PETTIT	<b>29.639</b>	6	PETTIT	<b>19.702</b>	1	6	PETTIT	49.341	49.341	0.000
2	90	COTGROVE	<b>29.904</b>	90	COTGROVE	<b>19.717</b>	2	90	COTGROVE	49.621	49.754	0.133
3	11	HARVEY	<b>30.256</b>	68	EUSTACE	<b>19.980</b>	3	68	EUSTACE	50.355	50.547	0.192
4	68	EUSTACE	<b>30.375</b>	77	TIBBLE	<b>20.142</b>	4	58	MATTHEWS	50.590	50.682	0.092
5	58	MATTHEWS	<b>30.378</b>	58	MATTHEWS	<b>20.212</b>	5	77	TIBBLE	50.630	50.630	0.000
6	77	TIBBLE	<b>30.488</b>	164	CHAMBERLAIN	<b>20.369</b>	6	11	HARVEY	50.697	50.697	0.000
7	99	COLLINS	<b>30.548</b>	76	PLATTON	<b>20.414</b>	7	99	COLLINS	51.025	51.104	0.079
8	164	CHAMBERLAIN	<b>30.765</b>	11	HARVEY	<b>20.441</b>	8	164	CHAMBERLAIN	51.134	51.269	0.135
9	76	PLATTON	<b>31.064</b>	99	COLLINS	<b>20.477</b>	9	76	PLATTON	51.478	51.649	0.171
10	149	HAMMETT	<b>31.204</b>	142	WHALLEY	<b>20.557</b>	10	149	HAMMETT	51.803	51.901	0.098
11	42	MATTHEWS	<b>31.210</b>	119	LEWIS	<b>20.576</b>	11	42	MATTHEWS	51.869	52.128	0.259
12	119	LEWIS	<b>31.303</b>	130	BUTTON	<b>20.579</b>	12	119	LEWIS	51.879	51.917	0.038
13	51	DURANT	<b>31.393</b>	149	HAMMETT	<b>20.599</b>	13	130	BUTTON	52.220	52.220	0.000
14	100	DYER	<b>31.510</b>	42	MATTHEWS	<b>20.659</b>	14	100	DYER	52.236	52.244	0.008
15	18	TREVILLON	<b>31.634</b>	100	DYER	<b>20.726</b>	15	51	DURANT	52.296	52.411	0.115
16	91	O'BRIEN	<b>31.640</b>	18	TREVILLON	<b>20.781</b>	16	18	TREVILLON	52.415	52.450	0.035
17	130	BUTTON	<b>31.641</b>	91	O'BRIEN	<b>20.816</b>	17	91	O'BRIEN	52.456	52.680	0.224
18	142	WHALLEY	<b>31.904</b>	51	DURANT	<b>20.903</b>	18	142	WHALLEY	52.461	52.500	0.039
19	22	DOWDS	<b>31.975</b>	43	CLARK	<b>21.034</b>	19	22	DOWDS	53.316	53.341	0.025
20	188	STOCK	<b>32.154</b>	88	CUMBERLAND	<b>21.080</b>	20	88	CUMBERLAND	53.363	53.388	0.025
21	88	CUMBERLAND	<b>32.283</b>	53	SIGGS	<b>21.085</b>	21	188	STOCK	53.488	53.587	0.099
22	30	GROVE	<b>32.315</b>	188	STOCK	<b>21.334</b>	22	53	SIGGS	53.612	53.612	0.000
23	122	WILSON	<b>32.345</b>	22	DOWDS	<b>21.341</b>	23	30	GROVE	53.702	53.848	0.146
24	53	SIGGS	<b>32.527</b>	14	SPENCER	<b>21.351</b>	24	122	WILSON	53.787	53.822	0.035
25	43	CLARK	<b>32.766</b>	30	GROVE	<b>21.387</b>	25	43	CLARK	53.800	54.023	0.223
26	14	SPENCER	<b>33.075</b>	122	WILSON	<b>21.442</b>	26	14	SPENCER	54.426	54.472	0.046
27	93	HEALEY	<b>33.173</b>	85	CLARK	<b>21.791</b>	27	93	HEALEY	54.990	55.158	0.168
28	85	CLARK	<b>33.227</b>	93	HEALEY	<b>21.817</b>	28	85	CLARK	55.018	55.216	0.198
29	28	BARRON	<b>35.260</b>	28	BARRON	<b>23.126</b>	29	28	BARRON	58.386	58.555	0.169
30	46	DRAPER	<b>36.170</b>	46	DRAPER	<b>23.390</b>	30	46	DRAPER	59.560	59.560	0.000

Weather / Track : Cloudy / Dry

Results can be found at [www.tsl-timing.com](http://www.tsl-timing.com)

Brands Hatch Indy  
 Circuit Length = 1.2079 miles  
 Start: 17:07 Flag 17:18 End: 17:19

Printed - 17:20 Saturday, 03 October 2015

# BMCRC - MRO Championships 2015 - Rnd 9 @ Brands Hatch Indy

## BMCRC Rookie 600

### RACE 9 - CLASSIFICATION



POS	NO	NAME	ENTRY	LAPS	TIME	GAP	DIFF	MPH	BEST	ON
1	6	<b>Dominic PETTIT</b>	Yamaha - Camclad Contractors	12	10:05.982			86.11	<b>49.495</b>	12
2	90	<b>Benjamin COTGROVE</b>	Triumph - NR Racing	12	10:06.917	<b>0.935</b>	0.935	85.98	<b>49.634</b>	3
3	68	<b>Thomas EUSTACE</b>	Yamaha - More moto	12	10:08.074	<b>2.092</b>	1.157	85.81	<b>49.669</b>	9
4	58	<b>Jay MATTHEWS</b>	Yamaha -	12	10:08.827	<b>2.845</b>	0.753	85.71	<b>49.253</b>	11
5	77	<b>Jamie TIBBLE</b>	Honda - Barncroft Engineering	12	10:12.312	<b>6.330</b>	3.485	85.22	<b>50.225</b>	7
6	11	<b>Josh HARVEY</b>	Yamaha - NR Racing	12	10:21.302	<b>15.320</b>	8.990	83.99	<b>50.895</b>	4
7	99	<b>Lloyd COLLINS</b>	Honda - Warren Drives	12	10:23.660	<b>17.678</b>	2.358	83.67	<b>51.177</b>	6
8	76	<b>Hayden PLATTON</b>	Yamaha - NR Racing	12	10:26.190	<b>20.208</b>	2.530	83.33	<b>51.207</b>	9
9	119	<b>Adrian LEWIS</b>	Triumph -	12	10:28.243	<b>22.261</b>	2.053	83.06	<b>51.010</b>	10
10	149	<b>Callum HAMMETT</b>	Yamaha -	12	10:28.326	<b>22.344</b>	0.083	83.05	<b>50.821</b>	10
11	164	<b>Barry CHAMBERLAIN</b>	Suzuki - Goldline Maintenance Services	12	10:31.834	<b>25.852</b>	3.508	82.59	<b>51.555</b>	11
12	42	<b>Sam MATTHEWS</b>	Yamaha - Crusader vehicles	12	10:35.009	<b>29.027</b>	3.175	82.17	<b>51.732</b>	9
13	100	<b>Mark DYER</b>	Yamaha -	12	10:38.041	<b>32.059</b>	3.032	81.78	<b>51.922</b>	3
14	51	<b>Andrew DURANT</b>	Honda -	12	10:43.726	<b>37.744</b>	5.685	81.06	<b>52.384</b>	5
15	22	<b>Darren DOWDS</b>	Yamaha - IRP decals	12	10:50.176	<b>44.194</b>	6.450	80.26	<b>52.552</b>	11
16	88	<b>Michael CUMBERLAND</b>	Yamaha -	12	10:53.509	<b>47.527</b>	3.333	79.85	<b>53.432</b>	7
17	43	<b>Jon CLARK</b>	Triumph - RJC Motor Services	12	10:57.264	<b>51.282</b>	3.755	79.39	<b>53.489</b>	12
18	53	<b>Jason SIGGS</b>	Triumph - J Siggs Construction	11	10:06.427	<b>1 Lap</b>	1 Lap	78.87	<b>53.081</b>	7
19	130	<b>Lee BUTTON</b>	Yamaha - Elite Spas/Goodwins	11	10:07.938	<b>1 Lap</b>	1.511	78.68	<b>52.626</b>	10
20	14	<b>David SPENCER</b>	Suzuki -	11	10:09.283	<b>1 Lap</b>	1.345	78.50	<b>53.918</b>	9
21	85	<b>Chris CLARK</b>	Honda -	11	10:12.270	<b>1 Lap</b>	2.987	78.12	<b>54.310</b>	8
22	30	<b>Duncan GROVE</b>	Yamaha -	11	10:12.673	<b>1 Lap</b>	0.403	78.07	<b>53.696</b>	7
23	93	<b>Simon HEALEY</b>	Honda -	11	10:25.476	<b>1 Lap</b>	12.803	76.47	<b>55.711</b>	3

NOT CLASSIFIED

DNF	122	<b>Paul WILSON</b>	Yamaha -	8	7:18.505	<b>4 Laps</b>	3 Laps	79.33	<b>53.537</b>	3
DNF	28	<b>Carl BARRON</b>	Yamaha -	2	2:05.652	<b>10 Laps</b>	6 Laps	69.21	<b>59.562</b>	2

FASTEST LAP

<b>58</b>	<b>Jay MATTHEWS</b>	Yamaha -	11	49.253	88.29 mph	142.09 kph
-----------	---------------------	----------	----	--------	-----------	------------

90% of Race Speed = 77.49 mph

Brands Hatch Indy  
Circuit Length = 1.2079 miles  
Start: 14:55 Flag 15:05 End: 15:07

Weather / Track : Cloudy / Dry

These results are provisional until the conclusion of any judicial and technical matters.

Clerk Of Course :	Timekeeper :
-------------------	--------------

Results can be found at [www.tsl-timing.com](http://www.tsl-timing.com)

Printed - 15:07 Sunday, 04 October 2015





# BMCRC - MRO Championships 2015 - Rnd 9 @ Brands Hatch Indy

## BMCRC Rookie 600

### RACE 9 - SECTOR ANALYSIS

SECTOR 1 = FL to I1, SECTOR 2 = I1 to FL, DIFF = Difference To Personal Best Lap

<b>P1 6</b>		<b>Dominic PETTIT</b>		Yamaha - Camclad Contractors		
IDEAL LAP TIME : 49.403		BEST LAP TIME : 49.495		DIFFERENCE : 0.092		
LAP	SECTOR 1	SECTOR 2	LAP TIME	MPH	DIFF	TIME OF DAY
1 -		20.414	56.624	76.79	7.129	14:56:42.140
2 -	30.881	20.721	51.602	84.27	2.107	14:57:33.742
3 -	29.943	19.716	49.659	87.56	0.164	14:58:23.401
4 -	30.054	19.839	49.893	87.15	0.398	14:59:13.294
5 -	29.930	19.913	49.843	87.24	0.348	15:00:03.137
6 -	30.402	19.792	50.194	86.63	0.699	15:00:53.331
7 -	29.732	19.858	49.590 (2)	87.69	0.095	15:01:42.921
8 -	29.820	19.830	49.650 (3)	87.58	0.155	15:02:32.571
9 -	<b>29.692</b>	20.005	49.697	87.50	0.202	15:03:22.268
10 -	29.832	19.998	49.830	87.26	0.335	15:04:12.098
11 -	29.951	19.954	49.905	87.13	0.410	15:05:02.003
12 -	29.784	<b>19.711</b>	<b>49.495 (1)</b>	<b>87.85</b>		<b>15:05:51.498</b>

<b>P2 90</b>		<b>Benjamin COTGROVE</b>		Triumph - NR Racing		
IDEAL LAP TIME : 49.506		BEST LAP TIME : 49.634		DIFFERENCE : 0.128		
LAP	SECTOR 1	SECTOR 2	LAP TIME	MPH	DIFF	TIME OF DAY
1 -		20.022	54.502	79.78	4.868	14:56:40.018
2 -	30.517	19.982	50.499	86.11	0.865	14:57:30.517
3 -	<b>29.810</b>	19.824	<b>49.634 (1)</b>	<b>87.61</b>		<b>14:58:20.151</b>
4 -	30.649	20.210	50.859	85.50	1.225	14:59:11.010
5 -	30.218	19.914	50.132	86.74	0.498	15:00:01.142
6 -	30.236	19.854	50.090	86.81	0.456	15:00:51.232
7 -	30.094	<b>19.696</b>	49.790 (2)	87.33	0.156	15:01:41.022
8 -	30.763	19.877	50.640	85.87	1.006	15:02:31.662
9 -	30.863	19.895	50.758	85.67	1.124	15:03:22.420
10 -	30.363	19.705	50.068	86.85	0.434	15:04:12.488
11 -	30.087	19.817	49.904 (3)	87.13	0.270	15:05:02.392
12 -	30.274	19.767	50.041	86.90	0.407	15:05:52.433

<b>P3 68</b>		<b>Thomas EUSTACE</b>		Yamaha - More moto		
IDEAL LAP TIME : 49.570		BEST LAP TIME : 49.669		DIFFERENCE : 0.099		
LAP	SECTOR 1	SECTOR 2	LAP TIME	MPH	DIFF	TIME OF DAY
1 -		20.284	56.429	77.06	6.760	14:56:41.945
2 -	30.299	19.980	50.279	86.48	0.610	14:57:32.224
3 -	30.475	20.053	50.528	86.06	0.859	14:58:22.752
4 -	30.281	19.959	50.240	86.55	0.571	14:59:12.992
5 -	30.528	19.983	50.511	86.09	0.842	15:00:03.503
6 -	30.488	20.068	50.556	86.01	0.887	15:00:54.059
7 -	30.177	19.989	50.166	86.68	0.497	15:01:44.225
8 -	29.902	19.916	49.818 (3)	87.28	0.149	15:02:34.043
9 -	29.908	<b>19.761</b>	<b>49.669 (1)</b>	<b>87.55</b>		<b>15:03:23.712</b>
10 -	30.045	20.109	50.154	86.70	0.485	15:04:13.866
11 -	29.910	19.780	49.690 (2)	87.51	0.021	15:05:03.556
12 -	<b>29.809</b>	20.225	50.034	86.91	0.365	15:05:53.590

<b>P4 58</b>		<b>Jay MATTHEWS</b>		Yamaha -		
IDEAL LAP TIME : 49.253		BEST LAP TIME : 49.253		DIFFERENCE : 0.000		
LAP	SECTOR 1	SECTOR 2	LAP TIME	MPH	DIFF	TIME OF DAY
1 -		20.298	55.906	77.78	6.653	14:56:41.422
2 -	30.505	20.116	50.621	85.90	1.368	14:57:32.043
3 -	30.774	20.166	50.940	85.36	1.687	14:58:22.983
4 -	30.167	20.076	50.243	86.55	0.990	14:59:13.226
5 -	30.418	19.936	50.354	86.36	1.101	15:00:03.580
6 -	30.420	20.143	50.563	86.00	1.310	15:00:54.143
7 -	30.236	19.920	50.156	86.70	0.903	15:01:44.299
8 -	30.570	20.090	50.660	85.83	1.407	15:02:34.959
9 -	29.979	19.891	49.870 (2)	87.19	0.617	15:03:24.829

Weather / Track : Cloudy / Dry

Brands Hatch Indy  
Circuit Length = 1.2079 miles  
Start: 14:55 Flag 15:05 End: 15:07



# BMCRC - MRO Championships 2015 - Rnd 9 @ Brands Hatch Indy

## BMCRC Rookie 600

### RACE 9 - SECTOR ANALYSIS

SECTOR 1 = FL to I1, SECTOR 2 = I1 to FL, DIFF = Difference To Personal Best Lap

10 -	30.107	19.780	49.887 (3)	87.16	0.634	15:04:14.716
11 -	<b>29.550</b>	<b>19.703</b>	<b>49.253 (1)</b>	<b>88.29</b>		<b>15:05:03.969</b>
12 -	29.990	20.384	50.374	86.32	1.121	15:05:54.343

P5 77		Jamie TIBBLE		Honda - Barncroft Engineering			
IDEAL LAP TIME : 50.194		BEST LAP TIME : 50.225		DIFFERENCE : 0.031			
LAP	SECTOR 1	SECTOR 2	LAP TIME	MPH	DIFF	TIME OF DAY	
1 -		20.291	55.491	78.36	5.266	14:56:41.007	
2 -	30.501	20.125	50.626	85.89	0.401	14:57:31.633	
3 -	30.392	20.155	50.547	86.03	0.322	14:58:22.180	
4 -	30.343	20.162	50.505	86.10	0.280	14:59:12.685	
5 -	30.248	20.044	50.292 (2)	86.46	0.067	15:00:02.977	
6 -	30.605	20.204	50.809	85.58	0.584	15:00:53.786	
7 -	<b>30.189</b>	20.036	<b>50.225 (1)</b>	<b>86.58</b>		<b>15:01:44.011</b>	
8 -	30.528	20.235	50.763	85.66	0.538	15:02:34.774	
9 -	30.761	20.112	50.873	85.47	0.648	15:03:25.647	
10 -	30.585	20.034	50.619	85.90	0.394	15:04:16.266	
11 -	30.289	<b>20.005</b>	50.294 (3)	86.46	0.069	15:05:06.560	
12 -	30.428	20.840	51.268	84.82	1.043	15:05:57.828	

P6 11		Josh HARVEY		Yamaha - NR Racing			
IDEAL LAP TIME : 50.719		BEST LAP TIME : 50.895		DIFFERENCE : 0.176			
LAP	SECTOR 1	SECTOR 2	LAP TIME	MPH	DIFF	TIME OF DAY	
1 -		20.723	57.306	75.88	6.411	14:56:42.822	
2 -	30.642	20.538	51.180	84.96	0.285	14:57:34.002	
3 -	30.581	<b>20.491</b>	51.072 (3)	85.14	0.177	14:58:25.074	
4 -	<b>30.228</b>	20.667	<b>50.895 (1)</b>	<b>85.44</b>		<b>14:59:15.969</b>	
5 -	30.429	20.558	50.987 (2)	85.28	0.092	15:00:06.956	
6 -	30.615	20.783	51.398	84.60	0.503	15:00:58.354	
7 -	30.636	20.731	51.367	84.65	0.472	15:01:49.721	
8 -	30.587	20.742	51.329	84.72	0.434	15:02:41.050	
9 -	30.593	20.838	51.431	84.55	0.536	15:03:32.481	
10 -	30.643	20.769	51.412	84.58	0.517	15:04:23.893	
11 -	30.692	20.661	51.353	84.68	0.458	15:05:15.246	
12 -	30.836	20.736	51.572	84.32	0.677	15:06:06.818	

P7 99		Lloyd COLLINS		Honda - Warren Drives			
IDEAL LAP TIME : 50.980		BEST LAP TIME : 51.177		DIFFERENCE : 0.197			
LAP	SECTOR 1	SECTOR 2	LAP TIME	MPH	DIFF	TIME OF DAY	
1 -		20.519	57.350	75.82	6.173	14:56:42.866	
2 -	31.065	<b>20.390</b>	51.455	84.51	0.278	14:57:34.321	
3 -	30.801	20.421	51.222 (2)	84.89	0.045	14:58:25.543	
4 -	<b>30.590</b>	20.699	51.289	84.78	0.112	14:59:16.832	
5 -	31.333	20.607	51.940	83.72	0.763	15:00:08.772	
6 -	30.620	20.557	<b>51.177 (1)</b>	<b>84.97</b>		<b>15:00:59.949</b>	
7 -	30.884	20.579	51.463	84.49	0.286	15:01:51.412	
8 -	30.815	20.596	51.411	84.58	0.234	15:02:42.823	
9 -	31.015	20.831	51.846	83.87	0.669	15:03:34.669	
10 -	31.013	20.495	51.508	84.42	0.331	15:04:26.177	
11 -	30.708	20.575	51.283 (3)	84.79	0.106	15:05:17.460	
12 -	31.165	20.551	51.716	84.08	0.539	15:06:09.176	

P8 76		Hayden PLATTON		Yamaha - NR Racing			
IDEAL LAP TIME : 51.207		BEST LAP TIME : 51.207		DIFFERENCE : 0.000			
LAP	SECTOR 1	SECTOR 2	LAP TIME	MPH	DIFF	TIME OF DAY	
1 -		20.692	57.680	75.39	6.473	14:56:43.196	
2 -	31.132	20.678	51.810	83.93	0.603	14:57:35.006	
3 -	30.983	20.573	51.556	84.34	0.349	14:58:26.562	
4 -	31.773	20.627	52.400	82.98	1.193	14:59:18.962	
5 -	31.344	20.645	51.989	83.64	0.782	15:00:10.951	

Weather / Track : Cloudy / Dry

Brands Hatch Indy  
Circuit Length = 1.2079 miles  
Start: 14:55 Flag 15:05 End: 15:07

# BMCRC - MRO Championships 2015 - Rnd 9 @ Brands Hatch Indy

## BMCRC Rookie 600

### RACE 9 - SECTOR ANALYSIS

SECTOR 1 = FL to I1, SECTOR 2 = I1 to FL, DIFF = Difference To Personal Best Lap

6 -	30.854	20.509	51.363 (3)	84.66	0.156	15:01:02.314
7 -	31.031	20.554	51.585	84.29	0.378	15:01:53.899
8 -	30.848	20.519	51.367	84.65	0.160	15:02:45.266
<b>9 -</b>	<b>30.833</b>	<b>20.374</b>	<b>51.207 (1)</b>	<b>84.92</b>		<b>15:03:36.473</b>
10 -	30.857	20.414	51.271 (2)	84.81	0.064	15:04:27.744
11 -	30.959	21.064	52.023	83.59	0.816	15:05:19.767
12 -	31.432	20.507	51.939	83.72	0.732	15:06:11.706

P9 119		Adrian LEWIS		Triumph -		
IDEAL LAP TIME : 50.881		BEST LAP TIME : 51.010		DIFFERENCE : 0.129		
LAP	SECTOR 1	SECTOR 2	LAP TIME	MPH	DIFF	TIME OF DAY
1 -		20.984	58.995	73.71	7.985	14:56:44.511
2 -	31.365	21.029	52.394	82.99	1.384	14:57:36.905
3 -	30.986	20.708	51.694	84.12	0.684	14:58:28.599
4 -	30.992	20.842	51.834	83.89	0.824	14:59:20.433
5 -	31.790	20.603	52.393	82.99	1.383	15:00:12.826
6 -	30.777	20.696	51.473	84.48	0.463	15:01:04.299
7 -	30.828	20.557	51.385	84.62	0.375	15:01:55.684
8 -	31.056	20.815	51.871	83.83	0.861	15:02:47.555
9 -	30.883	20.480	51.363 (3)	84.66	0.353	15:03:38.918
<b>10 -</b>	<b>30.723</b>	<b>20.287</b>	<b>51.010 (1)</b>	<b>85.25</b>		<b>15:04:29.928</b>
11 -	<b>30.594</b>	20.564	51.158 (2)	85.00	0.148	15:05:21.086
12 -	31.856	20.817	52.673	82.55	1.663	15:06:13.759

P10 149		Callum HAMMETT		Yamaha -		
IDEAL LAP TIME : 50.821		BEST LAP TIME : 50.821		DIFFERENCE : 0.000		
LAP	SECTOR 1	SECTOR 2	LAP TIME	MPH	DIFF	TIME OF DAY
1 -		21.002	58.662	74.12	7.841	14:56:44.178
2 -	31.738	21.101	52.839	82.29	2.018	14:57:37.017
3 -	31.499	20.808	52.307	83.13	1.486	14:58:29.324
4 -	31.366	20.571	51.937	83.72	1.116	14:59:21.261
5 -	31.431	20.522	51.953	83.70	1.132	15:00:13.214
6 -	31.514	20.445	51.959	83.69	1.138	15:01:05.173
7 -	31.383	20.776	52.159	83.37	1.338	15:01:57.332
8 -	30.700	20.268	50.968 (2)	85.32	0.147	15:02:48.300
9 -	30.766	20.383	51.149 (3)	85.01	0.328	15:03:39.449
<b>10 -</b>	<b>30.601</b>	<b>20.220</b>	<b>50.821 (1)</b>	<b>85.56</b>		<b>15:04:30.270</b>
11 -	30.963	20.404	51.367	84.65	0.546	15:05:21.637
12 -	31.826	20.379	52.205	83.29	1.384	15:06:13.842

P11 164		Barry CHAMBERLAIN		Suzuki - Goldline Maintenance Services		
IDEAL LAP TIME : 51.392		BEST LAP TIME : 51.555		DIFFERENCE : 0.163		
LAP	SECTOR 1	SECTOR 2	LAP TIME	MPH	DIFF	TIME OF DAY
1 -		<b>20.565</b>	56.307	77.22	4.752	14:56:41.823
2 -	31.094	20.751	51.845	83.87	0.290	14:57:33.668
3 -	32.028	20.892	52.920	82.17	1.365	14:58:26.588
4 -	31.283	22.433	53.716	80.95	2.161	14:59:20.304
5 -	31.667	20.974	52.641	82.60	1.086	15:00:12.945
6 -	31.422	20.742	52.164	83.36	0.609	15:01:05.109
7 -	31.445	20.753	52.198	83.30	0.643	15:01:57.307
8 -	31.753	21.274	53.027	82.00	1.472	15:02:50.334
9 -	31.050	20.722	51.772 (2)	83.99	0.217	15:03:42.106
10 -	30.992	20.857	51.849	83.87	0.294	15:04:33.955
<b>11 -</b>	<b>30.827</b>	20.728	<b>51.555 (1)</b>	<b>84.34</b>		<b>15:05:25.510</b>
12 -	31.032	20.808	51.840 (3)	83.88	0.285	15:06:17.350

P12 42		Sam MATTHEWS		Yamaha - Crusader vehicles		
IDEAL LAP TIME : 51.732		BEST LAP TIME : 51.732		DIFFERENCE : 0.000		
LAP	SECTOR 1	SECTOR 2	LAP TIME	MPH	DIFF	TIME OF DAY
1 -		21.209	58.638	74.15	6.906	14:56:44.154

Weather / Track : Cloudy / Dry

Brands Hatch Indy  
Circuit Length = 1.2079 miles  
Start: 14:55 Flag 15:05 End: 15:07

# BMCRC - MRO Championships 2015 - Rnd 9 @ Brands Hatch Indy

## BMCRC Rookie 600

### RACE 9 - SECTOR ANALYSIS

SECTOR 1 = FL to I1, SECTOR 2 = I1 to FL, DIFF = Difference To Personal Best Lap

2 -	32.133	21.333	53.466	81.33	1.734	14:57:37.620
3 -	31.789	20.967	52.756	82.42	1.024	14:58:30.376
4 -	31.540	20.924	52.464	82.88	0.732	14:59:22.840
5 -	31.678	21.064	52.742	82.45	1.010	15:00:15.582
6 -	31.452	20.852	52.304	83.14	0.572	15:01:07.886
7 -	31.191	20.785	51.976 (2)	83.66	0.244	15:01:59.862
8 -	31.206	20.949	52.155	83.37	0.423	15:02:52.017
<b>9 -</b>	<b>31.047</b>	<b>20.685</b>	<b>51.732 (1)</b>	<b>84.06</b>		<b>15:03:43.749</b>
10 -	31.366	21.209	52.575	82.71	0.843	15:04:36.324
11 -	31.257	20.840	52.097 (3)	83.47	0.365	15:05:28.421
12 -	31.236	20.868	52.104	83.46	0.372	15:06:20.525

P13 100		Mark DYER		Yamaha -		
IDEAL LAP TIME : 51.731		BEST LAP TIME : 51.922		DIFFERENCE : 0.191		
LAP	SECTOR 1	SECTOR 2	LAP TIME	MPH	DIFF	TIME OF DAY

1 -		21.040	59.710	72.82	7.788	14:56:45.226
2 -	31.528	20.891	52.419	82.95	0.497	14:57:37.645
<b>3 -</b>	<b>31.265</b>	20.657	<b>51.922 (1)</b>	<b>83.75</b>		<b>14:58:29.567</b>
4 -	31.580	<b>20.466</b>	52.046 (3)	83.55	0.124	14:59:21.613
5 -	31.739	20.669	52.408	82.97	0.486	15:00:14.021
6 -	31.671	20.639	52.310	83.13	0.388	15:01:06.331
7 -	31.638	20.865	52.503	82.82	0.581	15:01:58.834
8 -	31.299	20.746	52.045 (2)	83.55	0.123	15:02:50.879
9 -	31.314	20.781	52.095	83.47	0.173	15:03:42.974
10 -	31.967	21.042	53.009	82.03	1.087	15:04:35.983
11 -	32.186	21.180	53.366	81.48	1.444	15:05:29.349
12 -	32.638	21.570	54.208	80.22	2.286	15:06:23.557

P14 51		Andrew DURANT		Honda -		
IDEAL LAP TIME : 52.245		BEST LAP TIME : 52.384		DIFFERENCE : 0.139		
LAP	SECTOR 1	SECTOR 2	LAP TIME	MPH	DIFF	TIME OF DAY

1 -		21.377	1:01.758	70.41	9.374	14:56:47.274
2 -	32.130	20.910	53.040	81.98	0.656	14:57:40.314
3 -	31.944	20.999	52.943	82.13	0.559	14:58:33.257
4 -	31.985	20.862	52.847	82.28	0.463	14:59:26.104
<b>5 -</b>	<b>31.463</b>	20.921	<b>52.384 (1)</b>	<b>83.01</b>		<b>15:00:18.488</b>
6 -	31.824	<b>20.782</b>	52.606 (2)	82.66	0.222	15:01:11.094
7 -	31.861	21.106	52.967	82.10	0.583	15:02:04.061
8 -	31.858	21.175	53.033	81.99	0.649	15:02:57.094
9 -	31.881	21.163	53.044	81.98	0.660	15:03:50.138
10 -	32.230	21.014	53.244	81.67	0.860	15:04:43.382
11 -	31.588	21.056	52.644 (3)	82.60	0.260	15:05:36.026
12 -	31.999	21.217	53.216	81.71	0.832	15:06:29.242

P15 22		Darren DOWDS		Yamaha - IRP decals		
IDEAL LAP TIME : 52.551		BEST LAP TIME : 52.552		DIFFERENCE : 0.001		
LAP	SECTOR 1	SECTOR 2	LAP TIME	MPH	DIFF	TIME OF DAY

1 -		21.804	1:02.519	69.55	9.967	14:56:48.035
2 -	32.541	21.573	54.114	80.36	1.562	14:57:42.149
3 -	31.932	21.358	53.290	81.60	0.738	14:58:35.439
4 -	32.241	21.237	53.478	81.31	0.926	14:59:28.917
5 -	32.587	21.374	53.961	80.58	1.409	15:00:22.878
6 -	32.682	21.462	54.144	80.31	1.592	15:01:17.022
7 -	32.521	<b>21.058</b>	53.579	81.16	1.027	15:02:10.601
8 -	32.268	21.566	53.834	80.77	1.282	15:03:04.435
9 -	31.976	21.396	53.372	81.47	0.820	15:03:57.807
10 -	31.609	21.135	52.744 (3)	82.44	0.192	15:04:50.551
<b>11 -</b>	<b>31.493</b>	21.059	<b>52.552 (1)</b>	<b>82.74</b>		<b>15:05:43.103</b>
12 -	31.509	21.080	52.589 (2)	82.69	0.037	15:06:35.692

Weather / Track : Cloudy / Dry

Brands Hatch Indy  
Circuit Length = 1.2079 miles  
Start: 14:55 Flag 15:05 End: 15:07

# BMCRC - MRO Championships 2015 - Rnd 9 @ Brands Hatch Indy

## BMCRC Rookie 600

### RACE 9 - SECTOR ANALYSIS

SECTOR 1 = FL to I1, SECTOR 2 = I1 to FL, DIFF = Difference To Personal Best Lap

P16 88		Michael CUMBERLAND		Yamaha -		
IDEAL LAP TIME : 53.250		BEST LAP TIME : 53.432		DIFFERENCE : 0.182		
LAP	SECTOR 1	SECTOR 2	LAP TIME	MPH	DIFF	TIME OF DAY
1 -		21.750	1:01.482	70.72	8.050	14:56:46.998
2 -	32.749	21.193	53.942	80.61	0.510	14:57:40.940
3 -	32.315	21.128	53.443 (2)	81.36	0.011	14:58:34.383
4 -	32.870	21.013	53.883	80.70	0.451	14:59:28.266
5 -	32.951	21.205	54.156	80.29	0.724	15:00:22.422
6 -	32.920	21.385	54.305	80.07	0.873	15:01:16.727
7 -	32.458	<b>20.974</b>	<b>53.432 (1)</b>	<b>81.38</b>		<b>15:02:10.159</b>
8 -	32.416	21.541	53.957	80.59	0.525	15:03:04.116
9 -	32.782	21.026	53.808	80.81	0.376	15:03:57.924
10 -	32.492	21.006	53.498 (3)	81.28	0.066	15:04:51.422
11 -	32.609	21.288	53.897	80.68	0.465	15:05:45.319
12 -	<b>32.276</b>	21.430	53.706	80.97	0.274	15:06:39.025

P17 43		Jon CLARK		Triumph - RJC Motor Services		
IDEAL LAP TIME : 53.364		BEST LAP TIME : 53.489		DIFFERENCE : 0.125		
LAP	SECTOR 1	SECTOR 2	LAP TIME	MPH	DIFF	TIME OF DAY
1 -		22.306	1:04.235	67.69	10.746	14:56:49.751
2 -	33.395	21.470	54.865	79.26	1.376	14:57:44.616
3 -	32.552	21.898	54.450	79.86	0.961	14:58:39.066
4 -	32.419	21.297	53.716	80.95	0.227	14:59:32.782
5 -	32.519	21.463	53.982	80.55	0.493	15:00:26.764
6 -	<b>32.269</b>	21.267	53.536 (2)	81.22	0.047	15:01:20.300
7 -	32.511	21.286	53.797	80.83	0.308	15:02:14.097
8 -	32.429	21.327	53.756	80.89	0.267	15:03:07.853
9 -	32.520	21.430	53.950	80.60	0.461	15:04:01.803
10 -	32.498	21.288	53.786	80.85	0.297	15:04:55.589
11 -	32.394	21.308	53.702 (3)	80.97	0.213	15:05:49.291
12 -	32.394	<b>21.095</b>	<b>53.489 (1)</b>	<b>81.29</b>		<b>15:06:42.780</b>

P18 53		Jason SIGGS		Triumph - J Siggs Construction		
IDEAL LAP TIME : 52.766		BEST LAP TIME : 53.081		DIFFERENCE : 0.315		
LAP	SECTOR 1	SECTOR 2	LAP TIME	MPH	DIFF	TIME OF DAY
1 -		22.218	1:03.785	68.17	10.704	14:56:49.301
2 -	33.755	21.534	55.289	78.65	2.208	14:57:44.590
3 -	34.203	21.431	55.634	78.16	2.553	14:58:40.224
4 -	32.781	21.164	53.945	80.61	0.864	14:59:34.169
5 -	33.067	21.262	54.329	80.04	1.248	15:00:28.498
6 -	32.091	21.318	53.409 (3)	81.42	0.328	15:01:21.907
7 -	31.994	<b>21.087</b>	<b>53.081 (1)</b>	<b>81.92</b>		<b>15:02:14.988</b>
8 -	35.466	21.183	56.649	76.76	3.568	15:03:11.637
9 -	32.246	21.461	53.707	80.96	0.626	15:04:05.344
10 -	32.337	21.181	53.518	81.25	0.437	15:04:58.862
11 -	<b>31.679</b>	21.402	<b>53.081 (1)</b>	<b>81.92</b>		<b>15:05:51.943</b>

P19 130		Lee BUTTON		Yamaha - Elite Spas/Goodwins		
IDEAL LAP TIME : 52.021		BEST LAP TIME : 52.626		DIFFERENCE : 0.605		
LAP	SECTOR 1	SECTOR 2	LAP TIME	MPH	DIFF	TIME OF DAY
1 -		23.163	1:15.511	57.58	22.885	14:57:01.027
2 -	33.214	21.189	54.403	79.93	1.777	14:57:55.430
3 -	32.247	21.054	53.301	81.58	0.675	14:58:48.731
4 -	31.856	20.774	52.630 (2)	82.62	0.004	14:59:41.361
5 -	31.715	21.505	53.220	81.70	0.594	15:00:34.581
6 -	32.666	20.759	53.425	81.39	0.799	15:01:28.006
7 -	31.673	21.061	52.734 (3)	82.46	0.108	15:02:20.740
8 -	<b>31.410</b>	21.419	52.829	82.31	0.203	15:03:13.569
9 -	32.872	21.529	54.401	79.93	1.775	15:04:07.970
10 -	31.441	21.185	<b>52.626 (1)</b>	<b>82.63</b>		<b>15:05:00.596</b>

Weather / Track : Cloudy / Dry

Brands Hatch Indy  
Circuit Length = 1.2079 miles  
Start: 14:55 Flag 15:05 End: 15:07

# BMCRC - MRO Championships 2015 - Rnd 9 @ Brands Hatch Indy

## BMCRC Rookie 600

### RACE 9 - SECTOR ANALYSIS

SECTOR 1 = FL to I1, SECTOR 2 = I1 to FL, DIFF = Difference To Personal Best Lap

11 - 32.247 **20.611** 52.858 82.26 0.232 15:05:53.454

P20 14		David SPENCER		Suzuki -		
IDEAL LAP TIME : 53.588		BEST LAP TIME : 53.918		DIFFERENCE : 0.330		
LAP	SECTOR 1	SECTOR 2	LAP TIME	MPH	DIFF	TIME OF DAY
1 -		21.979	1:04.207	67.72	10.289	14:56:49.723
2 -	33.773	21.668	55.441	78.43	1.523	14:57:45.164
3 -	32.597	21.803	54.400	79.93	0.482	14:58:39.564
4 -	33.901	21.393	55.294	78.64	1.376	14:59:34.858
5 -	32.780	22.067	54.847	79.28	0.929	15:00:29.705
6 -	32.547	21.819	54.366	79.98	0.448	15:01:24.071
7 -	32.601	21.521	54.122 (3)	80.34	0.204	15:02:18.193
8 -	32.583	21.494	54.077 (2)	80.41	0.159	15:03:12.270
9 -	<b>32.244</b>	21.674	<b>53.918 (1)</b>	<b>80.65</b>		<b>15:04:06.188</b>
10 -	32.888	21.416	54.304	80.07	0.386	15:05:00.492
11 -	32.963	<b>21.344</b>	54.307	80.07	0.389	15:05:54.799

P21 85		Chris CLARK		Honda -		
IDEAL LAP TIME : 54.226		BEST LAP TIME : 54.310		DIFFERENCE : 0.084		
LAP	SECTOR 1	SECTOR 2	LAP TIME	MPH	DIFF	TIME OF DAY
1 -		22.444	1:03.225	68.77	8.915	14:56:48.741
2 -	33.218	21.957	55.175	78.81	0.865	14:57:43.916
3 -	33.148	22.013	55.161	78.83	0.851	14:58:39.077
4 -	33.222	21.625	54.847	79.28	0.537	14:59:33.924
5 -	33.322	21.779	55.101	78.92	0.791	15:00:29.025
6 -	32.991	21.623	54.614 (3)	79.62	0.304	15:01:23.639
7 -	<b>32.800</b>	22.136	54.936	79.15	0.626	15:02:18.575
8 -	32.884	<b>21.426</b>	<b>54.310 (1)</b>	<b>80.07</b>		<b>15:03:12.885</b>
9 -	33.185	21.872	55.057	78.98	0.747	15:04:07.942
10 -	33.057	21.544	54.601 (2)	79.64	0.291	15:05:02.543
11 -	33.412	21.831	55.243	78.71	0.933	15:05:57.786

P22 30		Duncan GROVE		Yamaha -		
IDEAL LAP TIME : 53.696		BEST LAP TIME : 53.696		DIFFERENCE : 0.000		
LAP	SECTOR 1	SECTOR 2	LAP TIME	MPH	DIFF	TIME OF DAY
1 -		23.395	1:05.234	66.66	11.538	14:56:50.750
2 -	34.169	22.369	56.538	76.91	2.842	14:57:47.288
3 -	32.966	22.068	55.034	79.01	1.338	14:58:42.322
4 -	33.270	21.512	54.782	79.38	1.086	14:59:37.104
5 -	33.030	21.464	54.494	79.79	0.798	15:00:31.598
6 -	32.684	21.372	54.056 (2)	80.44	0.360	15:01:25.654
7 -	<b>32.503</b>	<b>21.193</b>	<b>53.696 (1)</b>	<b>80.98</b>		<b>15:02:19.350</b>
8 -	32.526	21.593	54.119 (3)	80.35	0.423	15:03:13.469
9 -	32.850	22.415	55.265	78.68	1.569	15:04:08.734
10 -	32.557	22.046	54.603	79.64	0.907	15:05:03.337
11 -	32.825	22.027	54.852	79.27	1.156	15:05:58.189

P23 93		Simon HEALEY		Honda -		
IDEAL LAP TIME : 55.607		BEST LAP TIME : 55.711		DIFFERENCE : 0.104		
LAP	SECTOR 1	SECTOR 2	LAP TIME	MPH	DIFF	TIME OF DAY
1 -		22.733	1:05.174	66.72	9.463	14:56:50.690
2 -	33.894	<b>22.216</b>	56.110	77.50	0.399	14:57:46.800
3 -	<b>33.391</b>	22.320	<b>55.711 (1)</b>	<b>78.05</b>		<b>14:58:42.511</b>
4 -	33.658	22.221	55.879 (3)	77.82	0.168	14:59:38.390
5 -	33.633	22.506	56.139	77.46	0.428	15:00:34.529
6 -	33.647	22.535	56.182	77.40	0.471	15:01:30.711
7 -	33.559	22.499	56.058	77.57	0.347	15:02:26.769
8 -	33.579	22.581	56.160	77.43	0.449	15:03:22.929
9 -	33.754	22.426	56.180	77.40	0.469	15:04:19.109
10 -	33.702	22.467	56.169	77.42	0.458	15:05:15.278

Weather / Track : Cloudy / Dry

Brands Hatch Indy  
Circuit Length = 1.2079 miles  
Start: 14:55 Flag 15:05 End: 15:07

# BMCRC - MRO Championships 2015 - Rnd 9 @ Brands Hatch Indy

## BMCRC Rookie 600

### RACE 9 - SECTOR ANALYSIS

SECTOR 1 = FL to I1, SECTOR 2 = I1 to FL, DIFF = Difference To Personal Best Lap

11 - 33.489 22.225 55.714 (2) 78.05 0.003 15:06:10.992

<b>P24 122</b>		<b>Paul WILSON</b>		Yamaha -		
IDEAL LAP TIME : 53.358		BEST LAP TIME : 53.537		DIFFERENCE : 0.179		
LAP	SECTOR 1	SECTOR 2	LAP TIME	MPH	DIFF	TIME OF DAY
1 -		21.411	1:00.599	71.75	7.062	14:56:46.115
2 -	32.370	<b>21.319</b>	53.689 (2)	80.99	0.152	14:57:39.804
<b>3 -</b>	<b>32.039</b>	21.498	<b>53.537 (1)</b>	<b>81.22</b>		<b>14:58:33.341</b>
4 -	32.711	21.476	54.187	80.25	0.650	14:59:27.528
5 -	32.372	21.726	54.098	80.38	0.561	15:00:21.626
6 -	32.381	21.615	53.996	80.53	0.459	15:01:15.622
7 -	32.388	21.426	53.814 (3)	80.80	0.277	15:02:09.436
8 -	32.783	21.802	54.585	79.66	1.048	15:03:04.021

<b>P25 28</b>		<b>Carl BARRON</b>		Yamaha -		
IDEAL LAP TIME : 59.520		BEST LAP TIME : 59.562		DIFFERENCE : 0.042		
LAP	SECTOR 1	SECTOR 2	LAP TIME	MPH	DIFF	TIME OF DAY
1 -		<b>23.337</b>	1:06.090 (2)	65.79	6.528	14:56:51.606
<b>2 -</b>	<b>36.183</b>	23.379	<b>59.562 (1)</b>	<b>73.00</b>		<b>14:57:51.168</b>

# BMCRC - MRO Championships 2015 - Rnd 9 @ Brands Hatch Indy

## BMCRC Rookie 600

### RACE 9 - BEST SECTORS

SECTOR 1			SECTOR 2			IDEAL / BEST COMPARISON						
POS	NO	NAME	TIME	NO	NAME	TIME	POS	NO	NAME	IDEAL	BEST	DIFF
									<b>PERFECT LAP</b>	<b>49.246</b>		
1	58	MATTHEWS	<b>29.550</b>	90	COTGROVE	<b>19.696</b>	1	58	MATTHEWS	49.253	49.253	0.000
2	6	PETTIT	<b>29.692</b>	58	MATTHEWS	<b>19.703</b>	2	6	PETTIT	49.403	49.495	0.092
3	68	EUSTACE	<b>29.809</b>	6	PETTIT	<b>19.711</b>	3	90	COTGROVE	49.506	49.634	0.128
4	90	COTGROVE	<b>29.810</b>	68	EUSTACE	<b>19.761</b>	4	68	EUSTACE	49.570	49.669	0.099
5	77	TIBBLE	<b>30.189</b>	77	TIBBLE	<b>20.005</b>	5	77	TIBBLE	50.194	50.225	0.031
6	11	HARVEY	<b>30.228</b>	149	HAMMETT	<b>20.220</b>	6	11	HARVEY	50.719	50.895	0.176
7	99	COLLINS	<b>30.590</b>	119	LEWIS	<b>20.287</b>	7	149	HAMMETT	50.821	50.821	0.000
8	119	LEWIS	<b>30.594</b>	76	PLATTON	<b>20.374</b>	8	119	LEWIS	50.881	51.010	0.129
9	149	HAMMETT	<b>30.601</b>	99	COLLINS	<b>20.390</b>	9	99	COLLINS	50.980	51.177	0.197
10	164	CHAMBERLAIN	<b>30.827</b>	100	DYER	<b>20.466</b>	10	76	PLATTON	51.207	51.207	0.000
11	76	PLATTON	<b>30.833</b>	11	HARVEY	<b>20.491</b>	11	164	CHAMBERLAIN	51.392	51.555	0.163
12	42	MATTHEWS	<b>31.047</b>	164	CHAMBERLAIN	<b>20.565</b>	12	100	DYER	51.731	51.922	0.191
13	100	DYER	<b>31.265</b>	130	BUTTON	<b>20.611</b>	13	42	MATTHEWS	51.732	51.732	0.000
14	130	BUTTON	<b>31.410</b>	42	MATTHEWS	<b>20.685</b>	14	130	BUTTON	52.021	52.626	0.605
15	51	DURANT	<b>31.463</b>	51	DURANT	<b>20.782</b>	15	51	DURANT	52.245	52.384	0.139
16	22	DOWDS	<b>31.493</b>	88	CUMBERLAND	<b>20.974</b>	16	22	DOWDS	52.551	52.552	0.001
17	53	SIGGS	<b>31.679</b>	22	DOWDS	<b>21.058</b>	17	53	SIGGS	52.766	53.081	0.315
18	122	WILSON	<b>32.039</b>	53	SIGGS	<b>21.087</b>	18	88	CUMBERLAND	53.250	53.432	0.182
19	14	SPENCER	<b>32.244</b>	43	CLARK	<b>21.095</b>	19	122	WILSON	53.358	53.537	0.179
20	43	CLARK	<b>32.269</b>	30	GROVE	<b>21.193</b>	20	43	CLARK	53.364	53.489	0.125
21	88	CUMBERLAND	<b>32.276</b>	122	WILSON	<b>21.319</b>	21	14	SPENCER	53.588	53.918	0.330
22	30	GROVE	<b>32.503</b>	14	SPENCER	<b>21.344</b>	22	30	GROVE	53.696	53.696	0.000
23	85	CLARK	<b>32.800</b>	85	CLARK	<b>21.426</b>	23	85	CLARK	54.226	54.310	0.084
24	93	HEALEY	<b>33.391</b>	93	HEALEY	<b>22.216</b>	24	93	HEALEY	55.607	55.711	0.104
25	28	BARRON	<b>36.183</b>	28	BARRON	<b>23.337</b>	25	28	BARRON	59.520	59.562	0.042

Weather / Track : Cloudy / Dry

Results can be found at [www.tsl-timing.com](http://www.tsl-timing.com)

Brands Hatch Indy  
Circuit Length = 1.2079 miles  
Start: 14:55 Flag 15:05 End: 15:07

Printed - 15:08 Sunday, 04 October 2015

# BMCRC - MRO Championships 2015 - Rnd 9 @ Brands Hatch Indy

## BMCRC Rookie 600

### RACE 18 - CLASSIFICATION



POS	NO	NAME	ENTRY	LAPS	TIME	GAP	DIFF	MPH	BEST	ON
1	77	Jamie TIBBLE	Honda - Barncroft Engineering	10	8:31.645			84.99	50.071	7
2	6	Dominic PETTIT	Yamaha - Camclad Contractors	10	8:31.906	0.261	0.261	84.94	50.019	8
3	90	Benjamin COTGROVE	Triumph - NR Racing	10	8:38.375	6.730	6.469	83.88	50.868	9
4	68	Thomas EUSTACE	Yamaha - More moto	10	8:38.940	7.295	0.565	83.79	51.038	9
5	11	Josh HARVEY	Yamaha - NR Racing	10	8:39.293	7.648	0.353	83.74	50.964	8
6	58	Jay MATTHEWS	Yamaha -	10	8:49.082	17.437	9.789	82.19	50.953	6
7	164	Barry CHAMBERLAIN	Suzuki - Goldline Maintenance Services	10	8:49.834	18.189	0.752	82.07	51.949	10
8	99	Lloyd COLLINS	Honda - Warren Drives	10	8:50.395	18.750	0.561	81.98	51.465	10
9	149	Callum HAMMETT	Yamaha -	10	8:51.798	20.153	1.403	81.77	52.060	7
10	51	Andrew DURANT	Honda -	10	8:59.577	27.932	7.779	80.59	52.452	6
11	100	Mark DYER	Yamaha -	10	8:59.595	27.950	0.018	80.59	52.784	6
12	43	Jon CLARK	Triumph - RJC Motor Services	10	9:07.535	35.890	7.940	79.42	53.395	5
13	88	Michael CUMBERLAND	Yamaha -	10	9:07.806	36.161	0.271	79.38	53.282	9
14	22	Darren DOWDS	Yamaha - IRP decals	10	9:10.768	39.123	2.962	78.95	53.547	9
15	30	Duncan GROVE	Yamaha -	10	9:14.083	42.438	3.315	78.48	53.276	10
16	188	Matthew STOCK	Yamaha -	10	9:14.322	42.677	0.239	78.44	53.674	7
17	122	Paul WILSON	Yamaha -	10	9:19.197	47.552	4.875	77.76	54.534	5
18	53	Jason SIGGS	Triumph - J Siggs Construction	10	9:19.708	48.063	0.511	77.69	53.483	8
19	85	Chris CLARK	Honda -	9	8:31.802	1 Lap	1 Lap	76.46	55.443	9
20	93	Simon HEALEY	Honda -	9	8:33.814	1 Lap	2.012	76.17	55.453	6
21	14	David SPENCER	Suzuki -	9	8:43.590	1 Lap	9.776	74.74	56.266	3
22	46	Adrian DRAPER	Suzuki - droopy racing uk	9	9:12.381	1 Lap	28.791	70.85	59.566	8

#### FASTEST LAP

6	Dominic PETTIT	Yamaha - Camclad Contractors	8	50.019	86.93 mph	139.91 kph
---	----------------	------------------------------	---	--------	-----------	------------

90% of Race Speed = 76.49 mph

Brands Hatch Indy  
Circuit Length = 1.2079 miles  
Start: 17:33 Flag 17:42 End: 17:43

Weather / Track : Cloudy / Dry  
These results are provisional until the conclusion of any judicial and technical matters.

Clerk Of Course :	Timekeeper :
-------------------	--------------

Results can be found at [www.tsl-timing.com](http://www.tsl-timing.com)

Printed - 17:43 Sunday, 04 October 2015





**BMCR - MRO Championships 2015 - Rnd 9 @ Brands Hatch Indy**

**BMCR Rookie 600**

**RACE 18 - LAP CHART**

**LAP 1 @ 17:34:41.450**

NO	BEHIND	LAP TIME
90		56.534
6	0.024	56.558
77	0.283	56.817
11	0.868	57.402
68	1.379	57.913
58	1.565	58.099
164	1.789	58.323
149	2.211	58.745
99	2.434	58.968
100	3.453	59.987
22	4.725	1:01.259
88	5.006	1:01.540
51	5.364	1:01.898
43	5.643	1:02.177
122	7.288	1:03.822
85	7.468	1:04.002
188	7.600	1:04.134
30	8.109	1:04.643
14	8.626	1:05.160
53	8.808	1:05.342
93	9.203	1:05.737
46	12.941	1:09.475

**LAP 2 @ 17:35:33.035**

NO	BEHIND	LAP TIME
90		51.585
6	0.281	51.842
77	0.467	51.769
68	1.062	51.268
11	1.119	51.836
58	1.457	51.477
164	2.192	51.988
149	3.633	53.007
99	3.931	53.082
100	6.011	54.143
22	7.720	54.580
51	7.878	54.099
88	8.014	54.593
43	8.285	54.227
122	11.106	55.403
188	11.283	55.268
30	11.664	55.140
85	12.451	56.568
53	13.274	56.051
14	14.315	57.274
93	14.625	57.007
46	22.679	1:01.323

**LAP 3 @ 17:36:24.483**

NO	BEHIND	LAP TIME
90		51.448
6	0.030	51.197
77	0.122	51.103
11	0.768	51.097
68	1.157	51.543
58	1.586	51.577
164	2.852	52.108
149	4.517	52.332
99	4.744	52.261
100	7.777	53.214
51	9.450	53.020

22	10.799	54.527
43	11.017	54.180
88	11.417	54.851
122	14.459	54.801
188	14.582	54.747
30	15.315	55.099
85	17.283	56.280
53	17.750	55.924
14	19.133	56.266
93	19.278	56.101
46	31.614	1:00.383

**LAP 4 @ 17:37:15.191**

NO	BEHIND	LAP TIME
6		50.678
77	0.112	50.698
90	0.953	51.661
68	1.496	51.047
11	1.559	51.499
58	1.915	51.037
164	4.210	52.066
149	6.308	52.499
99	6.489	52.453
100	9.954	52.885
51	11.646	52.904
22	13.836	53.745
43	13.875	53.566
88	14.244	53.535
122	18.813	55.062
188	18.925	55.051
30	19.673	55.066
85	22.696	56.121
53	22.901	55.859
93	24.718	56.148
14	26.541	58.116
46	40.777	59.871

**LAP 5 @ 17:38:05.667**

NO	BEHIND	LAP TIME
6		50.476
77	0.034	50.398
90	1.671	51.194
68	2.251	51.231
11	2.290	51.207
58	2.710	51.271
164	6.302	52.568
99	9.091	53.078
149	9.358	53.526
100	12.376	52.898
51	13.937	52.767
43	16.794	53.395
22	18.480	55.120
88	18.491	54.723
122	22.871	54.534
188	22.932	54.483
30	23.169	53.972
53	28.211	55.786
85	28.765	56.545
93	30.073	55.831
14	33.904	57.839

**LAP 6 @ 17:38:55.886**

NO	BEHIND	LAP TIME
77		50.185
46	1 Lap	1:00.019
6	0.482	50.701
90	2.679	51.227
68	3.147	51.115
58	3.444	50.953
11	3.481	51.410
164	8.804	52.721
99	10.631	51.759
149	11.221	52.082
100	14.941	52.784
51	16.170	52.452
43	20.297	53.722
88	21.780	53.508
22	22.922	54.661
122	27.246	54.594
188	27.275	54.562
30	27.524	54.574
53	32.522	54.530
85	33.997	55.451
93	35.307	55.453
14	40.990	57.305

**LAP 7 @ 17:39:45.957**

NO	BEHIND	LAP TIME
77		50.071
6	0.551	50.140
90	4.230	51.622
68	4.465	51.389
11	5.158	51.748
58	5.294	51.921
46	1 Lap	1:00.686
164	11.444	52.711
99	12.517	51.957
149	13.210	52.060
100	18.080	53.210
51	18.926	52.827
43	24.167	53.941
88	25.714	54.005
22	26.999	54.148
188	30.878	53.674
30	31.632	54.179
122	32.415	55.240
53	37.194	54.743
85	39.719	55.793
93	41.209	55.973
14	48.243	57.324

**LAP 8 @ 17:40:36.068**

NO	BEHIND	LAP TIME
77		50.111
6	0.459	50.019
90	5.390	51.271
68	5.678	51.324
11	6.011	50.964
58	11.098	55.915
164	13.999	52.666
149	15.266	52.167
99	15.478	53.072
100	21.576	53.607
46	1 Lap	1:01.041

51	22.609	53.794
43	28.123	54.067
88	29.104	53.501
22	30.647	53.759
188	34.765	53.998
30	35.415	53.894
122	37.085	54.781
53	40.566	53.483
85	45.207	55.599
93	47.206	56.108

**LAP 9 @ 17:41:26.236**

NO	BEHIND	LAP TIME
77		50.168
6	0.364	50.073
14	1 Lap	57.205
90	6.090	50.868
68	6.548	51.038
11	6.929	51.086
58	16.051	55.121
164	16.565	52.734
99	17.610	52.300
149	17.891	52.793
100	24.486	53.078
51	25.288	52.847
46	1 Lap	59.566
43	31.870	53.915
88	32.218	53.282
22	34.026	53.547
188	39.022	54.425
30	39.487	54.240
122	42.062	55.145
53	44.558	54.160

**LAP 10 @ 17:42:16.561**

NO	BEHIND	LAP TIME
77		50.325
85	1 Lap	55.443
6	0.261	50.222
93	1 Lap	55.456
90	6.730	50.965
68	7.295	51.072
11	7.648	51.044
14	1 Lap	57.101
58	17.437	51.711
164	18.189	51.949
99	18.750	51.465
149	20.153	52.587
51	27.932	52.969
100	27.950	53.789
43	35.890	54.345
88	36.161	54.268
22	39.123	55.422
46	1 Lap	1:00.017
30	42.438	53.276
188	42.677	53.980
122	47.552	55.815
53	48.063	53.830

Weather / Track : Cloudy / Dry

Results can be found at [www.tsl-timing.com](http://www.tsl-timing.com)

Brands Hatch Indy  
Circuit Length = 1.2079 miles  
Start: 17:33 Flag 17:42 End: 17:43

Printed - 17:44 Sunday, 04 October 2015

# BMCRC - MRO Championships 2015 - Rnd 9 @ Brands Hatch Indy

## BMCRC Rookie 600

### RACE 18 - SECTOR ANALYSIS

SECTOR 1 = FL to I1, SECTOR 2 = I1 to FL, DIFF = Difference To Personal Best Lap

P1 77		Jamie TIBBLE		Honda - Barncroft Engineering		
IDEAL LAP TIME : 50.047		BEST LAP TIME : 50.071		DIFFERENCE : 0.024		
LAP	SECTOR 1	SECTOR 2	LAP TIME	MPH	DIFF	TIME OF DAY
1 -			56.817	76.53	6.746	17:34:41.733
2 -	31.361	20.408	51.769	84.00	1.698	17:35:33.502
3 -	31.128	19.975	51.103	85.09	1.032	17:36:24.605
4 -	30.624	20.074	50.698	85.77	0.627	17:37:15.303
5 -	30.248	20.150	50.398	86.28	0.327	17:38:05.701
6 -	30.292	19.893	50.185	86.65	0.114	17:38:55.886
7 -	<b>30.159</b>	19.912	<b>50.071 (1)</b>	<b>86.84</b>		<b>17:39:45.957</b>
8 -	30.223	<b>19.888</b>	50.111 (2)	86.77	0.040	17:40:36.068
9 -	30.199	19.969	50.168 (3)	86.68	0.097	17:41:26.236
10 -	30.303	20.022	50.325	86.41	0.254	17:42:16.561

P2 6		Dominic PETTIT		Yamaha - Camclad Contractors		
IDEAL LAP TIME : 49.940		BEST LAP TIME : 50.019		DIFFERENCE : 0.079		
LAP	SECTOR 1	SECTOR 2	LAP TIME	MPH	DIFF	TIME OF DAY
1 -			56.558	76.88	6.539	17:34:41.474
2 -	31.584	20.258	51.842	83.88	1.823	17:35:33.316
3 -	30.755	20.442	51.197	84.93	1.178	17:36:24.513
4 -	30.512	20.166	50.678	85.80	0.659	17:37:15.191
5 -	30.266	20.210	50.476	86.15	0.457	17:38:05.667
6 -	30.641	20.060	50.701	85.76	0.682	17:38:56.368
7 -	30.297	19.843	50.140 (3)	86.72	0.121	17:39:46.508
8 -	30.299	<b>19.720</b>	<b>50.019 (1)</b>	<b>86.93</b>		<b>17:40:36.527</b>
9 -	<b>30.220</b>	19.853	50.073 (2)	86.84	0.054	17:41:26.600
10 -	30.335	19.887	50.222	86.58	0.203	17:42:16.822

P3 90		Benjamin COTGROVE		Triumph - NR Racing		
IDEAL LAP TIME : 50.746		BEST LAP TIME : 50.868		DIFFERENCE : 0.122		
LAP	SECTOR 1	SECTOR 2	LAP TIME	MPH	DIFF	TIME OF DAY
1 -			56.534	76.91	5.666	17:34:41.450
2 -	31.129	20.456	51.585	84.29	0.717	17:35:33.035
3 -	31.176	20.272	51.448	84.52	0.580	17:36:24.483
4 -	31.313	20.348	51.661	84.17	0.793	17:37:16.144
5 -	31.001	20.193	51.194 (3)	84.94	0.326	17:38:07.338
6 -	31.134	20.093	51.227	84.88	0.359	17:38:58.565
7 -	31.267	20.355	51.622	84.23	0.754	17:39:50.187
8 -	30.957	20.314	51.271	84.81	0.403	17:40:41.458
9 -	<b>30.726</b>	20.142	<b>50.868 (1)</b>	<b>85.48</b>		<b>17:41:32.326</b>
10 -	30.945	<b>20.020</b>	50.965 (2)	85.32	0.097	17:42:23.291

P4 68		Thomas EUSTACE		Yamaha - More moto		
IDEAL LAP TIME : 50.637		BEST LAP TIME : 51.038		DIFFERENCE : 0.401		
LAP	SECTOR 1	SECTOR 2	LAP TIME	MPH	DIFF	TIME OF DAY
1 -			57.913	75.08	6.875	17:34:42.829
2 -	30.996	20.272	51.268	84.82	0.230	17:35:34.097
3 -	31.533	<b>20.010</b>	51.543	84.36	0.505	17:36:25.640
4 -	30.847	20.200	51.047 (2)	85.18	0.009	17:37:16.687
5 -	30.910	20.321	51.231	84.88	0.193	17:38:07.918
6 -	30.821	20.294	51.115	85.07	0.077	17:38:59.033
7 -	30.939	20.450	51.389	84.62	0.351	17:39:50.422
8 -	31.015	20.309	51.324	84.72	0.286	17:40:41.746
9 -	30.662	20.376	<b>51.038 (1)</b>	<b>85.20</b>		<b>17:41:32.784</b>
10 -	<b>30.627</b>	20.445	51.072 (3)	85.14	0.034	17:42:23.856

P5 11		Josh HARVEY		Yamaha - NR Racing		
IDEAL LAP TIME : 50.781		BEST LAP TIME : 50.964		DIFFERENCE : 0.183		
LAP	SECTOR 1	SECTOR 2	LAP TIME	MPH	DIFF	TIME OF DAY

Weather / Track : Cloudy / Dry

Brands Hatch Indy  
Circuit Length = 1.2079 miles  
Start: 17:33 Flag 17:42 End: 17:43

# BMCRC - MRO Championships 2015 - Rnd 9 @ Brands Hatch Indy

## BMCRC Rookie 600

### RACE 18 - SECTOR ANALYSIS

SECTOR 1 = FL to I1, SECTOR 2 = I1 to FL, DIFF = Difference To Personal Best Lap

1 -			57.402	75.75	6.438	17:34:42.318
2 -	31.243	20.593	51.836	83.89	0.872	17:35:34.154
3 -	30.786	<b>20.311</b>	51.097	85.10	0.133	17:36:25.251
4 -	30.822	20.677	51.499	84.44	0.535	17:37:16.750
5 -	30.691	20.516	51.207	84.92	0.243	17:38:07.957
6 -	30.916	20.494	51.410	84.58	0.446	17:38:59.367
7 -	31.264	20.484	51.748	84.03	0.784	17:39:51.115
8 -	30.538	20.426	<b>50.964 (1)</b>	<b>85.32</b>		<b>17:40:42.079</b>
9 -	<b>30.470</b>	20.616	51.086 (3)	85.12	0.122	17:41:33.165
10 -	30.591	20.453	51.044 (2)	85.19	0.080	17:42:24.209

P6 58 Jay MATTHEWS		Yamaha -				
IDEAL LAP TIME : 50.851		BEST LAP TIME : 50.953		DIFFERENCE : 0.102		
LAP	SECTOR 1	SECTOR 2	LAP TIME	MPH	DIFF	TIME OF DAY
1 -			58.099	74.84	7.146	17:34:43.015
2 -	31.192	20.285	51.477	84.47	0.524	17:35:34.492
3 -	31.276	20.301	51.577	84.31	0.624	17:36:26.069
4 -	30.815	20.222	51.037 (2)	85.20	0.084	17:37:17.106
5 -	31.005	20.266	51.271 (3)	84.81	0.318	17:38:08.377
6 -	<b>30.653</b>	20.300	<b>50.953 (1)</b>	<b>85.34</b>		<b>17:38:59.330</b>
7 -	31.723	<b>20.198</b>	51.921	83.75	0.968	17:39:51.251
8 -	30.768	25.147	55.915	77.77	4.962	17:40:47.166
9 -	34.269	20.852	55.121	78.89	4.168	17:41:42.287
10 -	30.942	20.769	51.711	84.09	0.758	17:42:33.998

P7 164 Barry CHAMBERLAIN		Suzuki - Goldline Maintenance Services				
IDEAL LAP TIME : 51.770		BEST LAP TIME : 51.949		DIFFERENCE : 0.179		
LAP	SECTOR 1	SECTOR 2	LAP TIME	MPH	DIFF	TIME OF DAY
1 -			58.323	74.55	6.374	17:34:43.239
2 -	31.405	<b>20.583</b>	51.988 (2)	83.64	0.039	17:35:35.227
3 -	31.479	20.629	52.108	83.45	0.159	17:36:27.335
4 -	31.405	20.661	52.066 (3)	83.52	0.117	17:37:19.401
5 -	31.649	20.919	52.568	82.72	0.619	17:38:11.969
6 -	31.915	20.806	52.721	82.48	0.772	17:39:04.690
7 -	31.718	20.993	52.711	82.49	0.762	17:39:57.401
8 -	31.566	21.100	52.666	82.56	0.717	17:40:50.067
9 -	31.872	20.862	52.734	82.46	0.785	17:41:42.801
10 -	<b>31.187</b>	20.762	<b>51.949 (1)</b>	<b>83.70</b>		<b>17:42:34.750</b>

P8 99 Lloyd COLLINS		Honda - Warren Drives				
IDEAL LAP TIME : 51.465		BEST LAP TIME : 51.465		DIFFERENCE : 0.000		
LAP	SECTOR 1	SECTOR 2	LAP TIME	MPH	DIFF	TIME OF DAY
1 -			58.968	73.74	7.503	17:34:43.884
2 -	32.277	20.805	53.082	81.92	1.617	17:35:36.966
3 -	31.727	20.534	52.261	83.20	0.796	17:36:29.227
4 -	31.744	20.709	52.453	82.90	0.988	17:37:21.680
5 -	32.300	20.778	53.078	81.92	1.613	17:38:14.758
6 -	31.094	20.665	51.759 (2)	84.01	0.294	17:39:06.517
7 -	31.239	20.718	51.957 (3)	83.69	0.492	17:39:58.474
8 -	32.523	20.549	53.072	81.93	1.607	17:40:51.546
9 -	31.551	20.749	52.300	83.14	0.835	17:41:43.846
10 -	<b>31.005</b>	<b>20.460</b>	<b>51.465 (1)</b>	<b>84.49</b>		<b>17:42:35.311</b>

P9 149 Callum HAMMETT		Yamaha -				
IDEAL LAP TIME : 51.764		BEST LAP TIME : 52.060		DIFFERENCE : 0.296		
LAP	SECTOR 1	SECTOR 2	LAP TIME	MPH	DIFF	TIME OF DAY
1 -			58.745	74.02	6.685	17:34:43.661
2 -	31.933	21.074	53.007	82.03	0.947	17:35:36.668
3 -	31.489	20.843	52.332	83.09	0.272	17:36:29.000
4 -	31.690	20.809	52.499	82.83	0.439	17:37:21.499

Weather / Track : Cloudy / Dry

Brands Hatch Indy  
Circuit Length = 1.2079 miles  
Start: 17:33 Flag 17:42 End: 17:43

# BMCRC - MRO Championships 2015 - Rnd 9 @ Brands Hatch Indy

## BMCRC Rookie 600

### RACE 18 - SECTOR ANALYSIS

SECTOR 1 = FL to I1, SECTOR 2 = I1 to FL, DIFF = Difference To Personal Best Lap

5 -	32.695	20.831	53.526	81.24	1.466	17:38:15.025
6 -	31.404	20.678	52.082 (2)	83.49	0.022	17:39:07.107
7 -	31.504	<b>20.556</b>	<b>52.060 (1)</b>	<b>83.53</b>		<b>17:39:59.167</b>
8 -	<b>31.208</b>	20.959	52.167 (3)	83.35	0.107	17:40:51.334
9 -	31.991	20.802	52.793	82.37	0.733	17:41:44.127
10 -	31.804	20.783	52.587	82.69	0.527	17:42:36.714

<b>P10 51</b>	<b>Andrew DURANT</b>	Honda -
IDEAL LAP TIME : 52.434	BEST LAP TIME : 52.452	DIFFERENCE : 0.018

LAP	SECTOR 1	SECTOR 2	LAP TIME	MPH	DIFF	TIME OF DAY
1 -			1:01.898	70.25	9.446	17:34:46.814
2 -	32.627	21.472	54.099	80.38	1.647	17:35:40.913
3 -	31.928	21.092	53.020	82.01	0.568	17:36:33.933
4 -	31.898	21.006	52.904	82.19	0.452	17:37:26.837
5 -	31.826	20.941	52.767 (2)	82.41	0.315	17:38:19.604
6 -	<b>31.632</b>	20.820	<b>52.452 (1)</b>	<b>82.90</b>		<b>17:39:12.056</b>
7 -	32.025	<b>20.802</b>	52.827 (3)	82.31	0.375	17:40:04.883
8 -	32.195	21.599	53.794	80.83	1.342	17:40:58.677
9 -	31.965	20.882	52.847	82.28	0.395	17:41:51.524
10 -	31.822	21.147	52.969	82.09	0.517	17:42:44.493

<b>P11 100</b>	<b>Mark DYER</b>	Yamaha -
IDEAL LAP TIME : 52.687	BEST LAP TIME : 52.784	DIFFERENCE : 0.097

LAP	SECTOR 1	SECTOR 2	LAP TIME	MPH	DIFF	TIME OF DAY
1 -			59.987	72.49	7.203	17:34:44.903
2 -	32.894	21.249	54.143	80.31	1.359	17:35:39.046
3 -	32.261	20.953	53.214	81.71	0.430	17:36:32.260
4 -	32.085	20.800	52.885 (2)	82.22	0.101	17:37:25.145
5 -	32.096	20.802	52.898 (3)	82.20	0.114	17:38:18.043
6 -	<b>31.907</b>	20.877	<b>52.784 (1)</b>	<b>82.38</b>		<b>17:39:10.827</b>
7 -	32.430	<b>20.780</b>	53.210	81.72	0.426	17:40:04.037
8 -	32.340	21.267	53.607	81.12	0.823	17:40:57.644
9 -	32.234	20.844	53.078	81.92	0.294	17:41:50.722
10 -	32.740	21.049	53.789	80.84	1.005	17:42:44.511

<b>P12 43</b>	<b>Jon CLARK</b>	Triumph - RJC Motor Services
IDEAL LAP TIME : 53.395	BEST LAP TIME : 53.395	DIFFERENCE : 0.000

LAP	SECTOR 1	SECTOR 2	LAP TIME	MPH	DIFF	TIME OF DAY
1 -			1:02.177	69.93	8.782	17:34:47.093
2 -	33.198	21.029	54.227	80.19	0.832	17:35:41.320
3 -	32.822	21.358	54.180	80.26	0.785	17:36:35.500
4 -	32.479	21.087	53.566 (2)	81.18	0.171	17:37:29.066
5 -	<b>32.405</b>	<b>20.990</b>	<b>53.395 (1)</b>	<b>81.44</b>		<b>17:38:22.461</b>
6 -	32.537	21.185	53.722 (3)	80.94	0.327	17:39:16.183
7 -	32.764	21.177	53.941	80.61	0.546	17:40:10.124
8 -	32.703	21.364	54.067	80.42	0.672	17:41:04.191
9 -	32.699	21.216	53.915	80.65	0.520	17:41:58.106
10 -	33.110	21.235	54.345	80.01	0.950	17:42:52.451

<b>P13 88</b>	<b>Michael CUMBERLAND</b>	Yamaha -
IDEAL LAP TIME :	BEST LAP TIME : 53.282	DIFFERENCE :

LAP	SECTOR 1	SECTOR 2	LAP TIME	MPH	DIFF	TIME OF DAY
1 -			1:01.540	70.66	8.258	17:34:46.456
2 -			54.593	79.65	1.311	17:35:41.049
3 -			54.851	79.28	1.569	17:36:35.900
4 -			53.535	81.22	0.253	17:37:29.435
5 -			54.723	79.46	1.441	17:38:24.158
6 -			53.508 (3)	81.27	0.226	17:39:17.666
7 -			54.005	80.52	0.723	17:40:11.671
8 -			53.501 (2)	81.28	0.219	17:41:05.172

Weather / Track : Cloudy / Dry

Brands Hatch Indy  
Circuit Length = 1.2079 miles  
Start: 17:33 Flag 17:42 End: 17:43

# BMCRC - MRO Championships 2015 - Rnd 9 @ Brands Hatch Indy

## BMCRC Rookie 600

### RACE 18 - SECTOR ANALYSIS

SECTOR 1 = FL to I1, SECTOR 2 = I1 to FL, DIFF = Difference To Personal Best Lap

9 - **53.282 (1)** **81.61** **17:41:58.454**  
 10 - 54.268 80.13 0.986 17:42:52.722

<b>P14 22</b>	<b>Darren DOWDS</b>	Yamaha - IRP decals	
IDEAL LAP TIME : 53.485	BEST LAP TIME : 53.547	DIFFERENCE : 0.062	

LAP	SECTOR 1	SECTOR 2	LAP TIME	MPH	DIFF	TIME OF DAY
1 -			1:01.259	70.98	7.712	17:34:46.175
2 -	32.894	21.686	54.580	79.67	1.033	17:35:40.755
3 -	32.955	21.572	54.527	79.75	0.980	17:36:35.282
4 -	32.322	21.423	53.745 (2)	80.91	0.198	17:37:29.027
5 -	33.493	21.627	55.120	78.89	1.573	17:38:24.147
6 -	33.209	21.452	54.661	79.55	1.114	17:39:18.808
7 -	32.637	21.511	54.148	80.30	0.601	17:40:12.956
8 -	32.439	<b>21.320</b>	53.759 (3)	80.89	0.212	17:41:06.715
9 -	<b>32.165</b>	21.382	<b>53.547 (1)</b>	<b>81.21</b>		<b>17:42:00.262</b>
10 -	33.366	22.056	55.422	78.46	1.875	17:42:55.684

<b>P15 30</b>	<b>Duncan GROVE</b>	Yamaha -	
IDEAL LAP TIME : 53.276	BEST LAP TIME : 53.276	DIFFERENCE : 0.000	

LAP	SECTOR 1	SECTOR 2	LAP TIME	MPH	DIFF	TIME OF DAY
1 -			1:04.643	67.27	11.367	17:34:49.559
2 -	33.639	21.501	55.140	78.86	1.864	17:35:44.699
3 -	33.323	21.776	55.099	78.92	1.823	17:36:39.798
4 -	32.886	22.180	55.066	78.97	1.790	17:37:34.864
5 -	32.628	21.344	53.972 (3)	80.57	0.696	17:38:28.836
6 -	32.902	21.672	54.574	79.68	1.298	17:39:23.410
7 -	33.015	21.164	54.179	80.26	0.903	17:40:17.589
8 -	32.554	21.340	53.894 (2)	80.68	0.618	17:41:11.483
9 -	32.761	21.479	54.240	80.17	0.964	17:42:05.723
10 -	<b>32.167</b>	<b>21.109</b>	<b>53.276 (1)</b>	<b>81.62</b>		<b>17:42:58.999</b>

<b>P16 188</b>	<b>Matthew STOCK</b>	Yamaha -	
IDEAL LAP TIME : 53.444	BEST LAP TIME : 53.674	DIFFERENCE : 0.230	

LAP	SECTOR 1	SECTOR 2	LAP TIME	MPH	DIFF	TIME OF DAY
1 -			1:04.134	67.80	10.460	17:34:49.050
2 -	33.648	21.620	55.268	78.68	1.594	17:35:44.318
3 -	33.330	21.417	54.747	79.43	1.073	17:36:39.065
4 -	33.391	21.660	55.051	78.99	1.377	17:37:34.116
5 -	32.873	21.610	54.483	79.81	0.809	17:38:28.599
6 -	32.883	21.679	54.562	79.70	0.888	17:39:23.161
7 -	<b>32.408</b>	21.266	<b>53.674 (1)</b>	<b>81.01</b>		<b>17:40:16.835</b>
8 -	32.692	21.306	53.998 (3)	80.53	0.324	17:41:10.833
9 -	32.725	21.700	54.425	79.90	0.751	17:42:05.258
10 -	32.944	<b>21.036</b>	53.980 (2)	80.55	0.306	17:42:59.238

<b>P17 122</b>	<b>Paul WILSON</b>	Yamaha -	
IDEAL LAP TIME : 54.378	BEST LAP TIME : 54.534	DIFFERENCE : 0.156	

LAP	SECTOR 1	SECTOR 2	LAP TIME	MPH	DIFF	TIME OF DAY
1 -			1:03.822	68.13	9.288	17:34:48.738
2 -	33.540	21.863	55.403	78.49	0.869	17:35:44.141
3 -	33.178	<b>21.623</b>	54.801	79.35	0.267	17:36:38.942
4 -	33.144	21.918	55.062	78.97	0.528	17:37:34.004
5 -	<b>32.755</b>	21.779	<b>54.534 (1)</b>	<b>79.74</b>		<b>17:38:28.538</b>
6 -	32.892	21.702	54.594 (2)	79.65	0.060	17:39:23.132
7 -	33.464	21.776	55.240	78.72	0.706	17:40:18.372
8 -	33.049	21.732	54.781 (3)	79.38	0.247	17:41:13.153
9 -	33.068	22.077	55.145	78.85	0.611	17:42:08.298
10 -	33.547	22.268	55.815	77.91	1.281	17:43:04.113

Weather / Track : Cloudy / Dry

Brands Hatch Indy  
 Circuit Length = 1.2079 miles  
 Start: 17:33 Flag 17:42 End: 17:43

# BMCRC - MRO Championships 2015 - Rnd 9 @ Brands Hatch Indy

## BMCRC Rookie 600

### RACE 18 - SECTOR ANALYSIS

SECTOR 1 = FL to I1, SECTOR 2 = I1 to FL, DIFF = Difference To Personal Best Lap

<b>P18 53</b>		<b>Jason SIGGS</b>		Triumph - J Siggs Construction		
IDEAL LAP TIME : 53.483		BEST LAP TIME : 53.483		DIFFERENCE : 0.000		
LAP	SECTOR 1	SECTOR 2	LAP TIME	MPH	DIFF	TIME OF DAY
1 -			1:05.342	66.55	11.859	17:34:50.258
2 -	34.313	21.738	56.051	77.58	2.568	17:35:46.309
3 -	33.824	22.100	55.924	77.75	2.441	17:36:42.233
4 -	34.291	21.568	55.859	77.84	2.376	17:37:38.092
5 -	34.184	21.602	55.786	77.95	2.303	17:38:33.878
6 -	33.145	21.385	54.530	79.74	1.047	17:39:28.408
7 -	33.216	21.527	54.743	79.43	1.260	17:40:23.151
<b>8 -</b>	<b>32.395</b>	<b>21.088</b>	<b>53.483 (1)</b>	<b>81.30</b>		<b>17:41:16.634</b>
9 -	32.808	21.352	54.160 (3)	80.29	0.677	17:42:10.794
10 -	32.571	21.259	53.830 (2)	80.78	0.347	17:43:04.624

<b>P19 85</b>		<b>Chris CLARK</b>		Honda -		
IDEAL LAP TIME : 55.273		BEST LAP TIME : 55.443		DIFFERENCE : 0.170		
LAP	SECTOR 1	SECTOR 2	LAP TIME	MPH	DIFF	TIME OF DAY
1 -			1:04.002	67.94	8.559	17:34:48.918
2 -	34.536	22.032	56.568	76.87	1.125	17:35:45.486
3 -	34.275	22.005	56.280	77.26	0.837	17:36:41.766
4 -	34.115	22.006	56.121	77.48	0.678	17:37:37.887
5 -	34.477	22.068	56.545	76.90	1.102	17:38:34.432
6 -	33.640	<b>21.811</b>	55.451 (2)	78.42	0.008	17:39:29.883
7 -	33.799	21.994	55.793	77.94	0.350	17:40:25.676
8 -	33.636	21.963	55.599 (3)	78.21	0.156	17:41:21.275
<b>9 -</b>	<b>33.462</b>	21.981	<b>55.443 (1)</b>	<b>78.43</b>		<b>17:42:16.718</b>

<b>P20 93</b>		<b>Simon HEALEY</b>		Honda -		
IDEAL LAP TIME : 55.332		BEST LAP TIME : 55.453		DIFFERENCE : 0.121		
LAP	SECTOR 1	SECTOR 2	LAP TIME	MPH	DIFF	TIME OF DAY
1 -			1:05.737	66.15	10.284	17:34:50.653
2 -	34.639	22.368	57.007	76.28	1.554	17:35:47.660
3 -	34.115	<b>21.986</b>	56.101	77.51	0.648	17:36:43.761
4 -	33.884	22.264	56.148	77.44	0.695	17:37:39.909
5 -	33.661	22.170	55.831 (3)	77.88	0.378	17:38:35.740
<b>6 -</b>	<b>33.390</b>	22.063	<b>55.453 (1)</b>	<b>78.41</b>		<b>17:39:31.193</b>
7 -	33.685	22.288	55.973	77.69	0.520	17:40:27.166
8 -	33.791	22.317	56.108	77.50	0.655	17:41:23.274
9 -	<b>33.346</b>	22.110	55.456 (2)	78.41	0.003	17:42:18.730

<b>P21 14</b>		<b>David SPENCER</b>		Suzuki -		
IDEAL LAP TIME : 56.266		BEST LAP TIME : 56.266		DIFFERENCE : 0.000		
LAP	SECTOR 1	SECTOR 2	LAP TIME	MPH	DIFF	TIME OF DAY
1 -			1:05.160	66.73	8.894	17:34:50.076
2 -	34.776	22.498	57.274	75.92	1.008	17:35:47.350
<b>3 -</b>	<b>33.946</b>	<b>22.320</b>	<b>56.266 (1)</b>	<b>77.28</b>		<b>17:36:43.616</b>
4 -	35.100	23.016	58.116	74.82	1.850	17:37:41.732
5 -	35.099	22.740	57.839	75.18	1.573	17:38:39.571
6 -	34.557	22.748	57.305	75.88	1.039	17:39:36.876
7 -	34.840	22.484	57.324	75.86	1.058	17:40:34.200
8 -	34.725	22.480	57.205 (3)	76.01	0.939	17:41:31.405
9 -	34.577	22.524	57.101 (2)	76.15	0.835	17:42:28.506

<b>P22 46</b>		<b>Adrian DRAPER</b>		Suzuki - droopy racing uk		
IDEAL LAP TIME : 59.566		BEST LAP TIME : 59.566		DIFFERENCE : 0.000		
LAP	SECTOR 1	SECTOR 2	LAP TIME	MPH	DIFF	TIME OF DAY
1 -			1:09.475	62.59	9.909	17:34:54.391
2 -	37.134	24.189	1:01.323	70.91	1.757	17:35:55.714
3 -	36.475	23.908	1:00.383	72.01	0.817	17:36:56.097

Weather / Track : Cloudy / Dry

Brands Hatch Indy  
Circuit Length = 1.2079 miles  
Start: 17:33 Flag 17:42 End: 17:43

# BMCRC - MRO Championships 2015 - Rnd 9 @ Brands Hatch Indy

## BMCRC Rookie 600

### RACE 18 - SECTOR ANALYSIS

SECTOR 1 = FL to I1, SECTOR 2 = I1 to FL, DIFF = Difference To Personal Best Lap

4 -	36.192	23.679	59.871 (2)	72.63	0.305	17:37:55.968
5 -	36.214	23.805	1:00.019	72.45	0.453	17:38:55.987
6 -	37.104	23.582	1:00.686	71.65	1.120	17:39:56.673
7 -	37.311	23.730	1:01.041	71.24	1.475	17:40:57.714
<b>8 -</b>	<b>36.082</b>	<b>23.484</b>	<b>59.566 (1)</b>	<b>73.00</b>		<b>17:41:57.280</b>
9 -	36.486	23.531	1:00.017 (3)	72.45	0.451	17:42:57.297

# BMCRC - MRO Championships 2015 - Rnd 9 @ Brands Hatch Indy

## BMCRC Rookie 600

### RACE 18 - BEST SECTORS

SECTOR 1			SECTOR 2			IDEAL / BEST COMPARISON						
POS	NO	NAME	TIME	NO	NAME	TIME	POS	NO	NAME	IDEAL	BEST	DIFF
									<b>PERFECT LAP</b>	<b>49.879</b>		
1	77	TIBBLE	<b>30.159</b>	6	PETTIT	<b>19.720</b>	1	6	PETTIT	49.940	50.019	0.079
2	6	PETTIT	<b>30.220</b>	77	TIBBLE	<b>19.888</b>	2	77	TIBBLE	50.047	50.071	0.024
3	11	HARVEY	<b>30.470</b>	68	EUSTACE	<b>20.010</b>	3	68	EUSTACE	50.637	51.038	0.401
4	68	EUSTACE	<b>30.627</b>	90	COTGROVE	<b>20.020</b>	4	90	COTGROVE	50.746	50.868	0.122
5	58	MATTHEWS	<b>30.653</b>	58	MATTHEWS	<b>20.198</b>	5	11	HARVEY	50.781	50.964	0.183
6	90	COTGROVE	<b>30.726</b>	11	HARVEY	<b>20.311</b>	6	58	MATTHEWS	50.851	50.953	0.102
7	99	COLLINS	<b>31.005</b>	99	COLLINS	<b>20.460</b>	7	99	COLLINS	51.465	51.465	0.000
8	164	CHAMBERLAIN	<b>31.187</b>	149	HAMMETT	<b>20.556</b>	8	149	HAMMETT	51.764	52.060	0.296
9	149	HAMMETT	<b>31.208</b>	164	CHAMBERLAIN	<b>20.583</b>	9	164	CHAMBERLAIN	51.770	51.949	0.179
10	51	DURANT	<b>31.632</b>	100	DYER	<b>20.780</b>	10	51	DURANT	52.434	52.452	0.018
11	100	DYER	<b>31.907</b>	51	DURANT	<b>20.802</b>	11	100	DYER	52.687	52.784	0.097
12	22	DOWDS	<b>32.165</b>	43	CLARK	<b>20.990</b>	12	30	GROVE	53.276	53.276	0.000
13	30	GROVE	<b>32.167</b>	188	STOCK	<b>21.036</b>	13	43	CLARK	53.395	53.395	0.000
14	53	SIGGS	<b>32.395</b>	53	SIGGS	<b>21.088</b>	14	188	STOCK	53.444	53.674	0.230
15	43	CLARK	<b>32.405</b>	30	GROVE	<b>21.109</b>	15	53	SIGGS	53.483	53.483	0.000
16	188	STOCK	<b>32.408</b>	22	DOWDS	<b>21.320</b>	16	22	DOWDS	53.485	53.547	0.062
17	122	WILSON	<b>32.755</b>	122	WILSON	<b>21.623</b>	17	122	WILSON	54.378	54.534	0.156
18	93	HEALEY	<b>33.346</b>	85	CLARK	<b>21.811</b>	18	85	CLARK	55.273	55.443	0.170
19	85	CLARK	<b>33.462</b>	93	HEALEY	<b>21.986</b>	19	93	HEALEY	55.332	55.453	0.121
20	14	SPENCER	<b>33.946</b>	14	SPENCER	<b>22.320</b>	20	14	SPENCER	56.266	56.266	0.000
21	46	DRAPER	<b>36.082</b>	46	DRAPER	<b>23.484</b>	21	46	DRAPER	59.566	59.566	0.000
22							22	88	CUMBERLAND		53.282	

Weather / Track : Cloudy / Dry

Results can be found at [www.tsl-timing.com](http://www.tsl-timing.com)

Brands Hatch Indy  
 Circuit Length = 1.2079 miles  
 Start: 17:33 Flag 17:42 End: 17:43

Printed - 17:43 Sunday, 04 October 2015





## **BMCRC F1 & F2 Sidecars**

**Brands Hatch Indy**

**3<sup>rd</sup> & 4<sup>th</sup> October 2015**



**Results Provided by Timing Solutions Ltd**

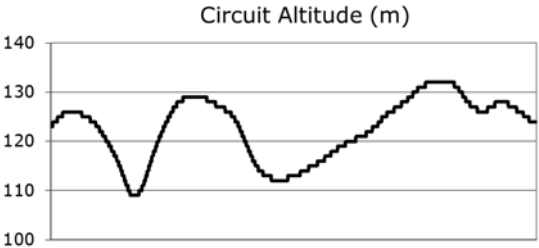
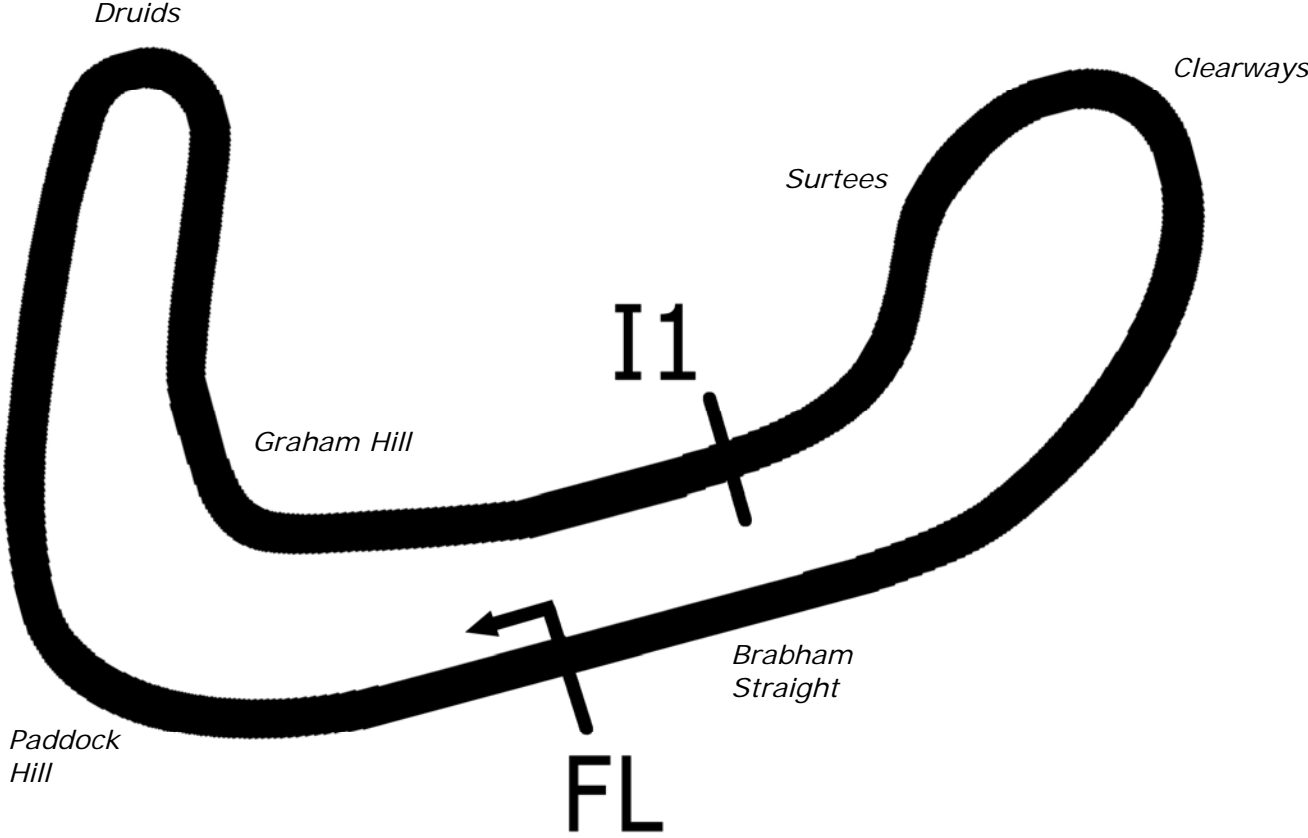
**[www.tsl-timing.com](http://www.tsl-timing.com)**

# Brands Hatch Indy



SPORTS TIMING

TIMING SOLUTIONS LTD



Length	1.2079 miles	1944.0 m	
FL		51.36032 N	0.26032 E
I1	1112m	51.35934 N	0.25955 E
Pit Entry	1669m	51.35911 N	0.25743 E
Pit Exit	83m after FL	51.36017 N	0.26051 E
Pit Entry–Pit Exit 332m, 19.9s @60kph, 14.9s @80kph			

# BMCRC - MRO Championships 2015 - Rnd 9 @ Brands Hatch Indy

## RKB/BMCRC F1 & F2 Sidecars

### QUALIFYING - CLASSIFICATION

POS	NO	CL	PIC NAME	ENTRY	TIME	ON	LAPS	GAP	DIFF	MPH
1	114	F1	1 SMITH / ANDERSON	Suzuki LCR - SDC Performance	51.603	5	5			84.27
2	35	F2	1 REEVES / WILKES	Suzuki LCR - Reeves Water Services	52.514	9	11	0.911	0.911	82.80
3	118	F1	2 BICKNELL / HAYNES	Suzuki LCR -	52.876	5	9	1.273	0.362	82.24
4	13	F2	2 DIX / PARKER	Suzuki Baker -	52.999	8	10	1.396	0.123	82.05
5	8	F2	3 ILARIA / SAUNDERS	Suzuki Windle -	54.230	13	13	2.627	1.231	80.18
6	14	F2	4 CHRISTIE / CHRISTIE	Honda CES - Ryedale Pools	54.340	8	8	2.737	0.110	80.02
7	11	F2	5 GILBERT / MORGAN	Yamaha -	54.638	7	10	3.035	0.298	79.58
8	188	F2	6 M & R VANNIEUWENHUYSE	Honda Shelbourne - Norton Owners club Flanders Branc	54.941	8	11	3.338	0.303	79.15
9	88	F2	7 LONGMORE / LONGMORE	Honda DMR -	55.164	5	11	3.561	0.223	78.83
10	92	F1	3 HILDIGE / HILDIGE	Suzuki Windle - Les King	55.584	8	13	3.981	0.420	78.23
11	10	F1	4 WEBB / SMITHIES	Suzuki LCR -	55.676	7	13	4.073	0.092	78.10
12	18	F2	8 BLACKWOOD / BLACKWOOD	Suzuki Shelbourne -	55.792	10	10	4.189	0.116	77.94
13	964	F2	9 ANDERSON / TILLEY	Yamaha Jacobs -	56.206	12	12	4.603	0.414	77.36
14	17	F2	10 SCHOFIELD / WHITNALL	Suzuki Windle - Witch eLiquid	56.224	11	13	4.621	0.018	77.34
15	136	F1	5 EDWARDS / EDWARDS	Yamaha Rea - Economy Heating Services	56.543	9	11	4.940	0.319	76.90
16	95	F2	11 REMNANT / TAYLOR	Kawasaki Lumley -	56.761	13	13	5.158	0.218	76.61
17	71	F2	12 SCHOFIELD / STAINTON	Honda Ireson - The Sand Witch Food Company	57.106	12	12	5.503	0.345	76.14
18	9	F2	13 MOTT / JONES	Suzuki Baker -	57.415	2	4	5.812	0.309	75.73
19	34	F2	14 CHRISTIE / CRAWFORD	Honda LCR - Christie Engineering Services	57.432	9	12	5.829	0.017	75.71
20	121	F1	6 LAWRENCE / SNASHALL	Yamaha LCR -	57.694	8	10	6.091	0.262	75.37
21	171	F2	15 HIGH / STAINTON	Honda Baker -	58.241	6	10	6.638	0.547	74.66
22	67	F1	7 PETTMAN / JEFFREY	Suzuki Windle - MJP Racing	1:00.573	8	9	8.970	2.332	71.79
23	19	F1	8 MacBRIDE / WILKINSON	Suzuki Baker -	1:14.483	6	8	22.880	13.910	58.38

Weather / Track : Cloudy / Dry

These results are provisional until the conclusion of any judicial and technical matters.

Brands Hatch Indy

Circuit Length = 1.2079 miles

Start: 13:13 Flag 13:26 End: 13:27

Clerk Of Course :	Timekeeper :
-------------------	--------------

Results can be found at [www.tsl-timing.com](http://www.tsl-timing.com)

Printed - 13:27 Saturday, 03 October 2015



# BMCRC - MRO Championships 2015 - Rnd 9 @ Brands Hatch Indy

## RKB/BMCRC F1 & F2 Sidecars

### QUALIFYING - SECTOR ANALYSIS

SECTOR 1 = FL to I1, SECTOR 2 = I1 to FL, DIFF = Difference To Personal Best Lap

P1 114 F1 SMITH / ANDERSON			Suzuki LCR - SDC Performance			
IDEAL LAP TIME : 51.603		BEST LAP TIME : 51.603		DIFFERENCE : 0.000		
LAP	SECTOR 1	SECTOR 2	LAP TIME	MPH	DIFF	TIME OF DAY
1 -	OUTLAP	24.191	1:06.286	65.60	14.683	13:16:29.186
2 -	33.865	22.440	56.305	77.23	4.702	13:17:25.491
3 -	32.507	21.761	54.268 (2)	80.13	2.665	13:18:19.759
4 -	34.642	20.946	55.588 (3)	78.22	3.985	13:19:15.347
5 -	<b>30.941</b>	<b>20.662</b>	<b>51.603 (1)</b>	<b>84.27</b>		<b>13:20:06.950</b>

P2 35 F2 REEVES / WILKES			Suzuki LCR - Reeves Water Services			
IDEAL LAP TIME : 52.221		BEST LAP TIME : 52.514		DIFFERENCE : 0.293		
LAP	SECTOR 1	SECTOR 2	LAP TIME	MPH	DIFF	TIME OF DAY
1 -	34.569	22.981	57.550	75.56	5.036	13:15:24.040
2 -	35.942	25.284	1:01.226	71.02	8.712	13:16:25.266
3 -	34.095	23.066	57.161	76.07	4.647	13:17:22.427
4 -	33.311	21.387	54.698	79.50	2.184	13:18:17.125
5 -	31.961	21.068	53.029	82.00	0.515	13:19:10.154
6 -	32.274	22.248	54.522	79.75	2.008	13:20:04.676
7 -	32.393	<b>20.895</b>	53.288	81.60	0.774	13:20:57.964
8 -	31.588	20.987	52.575 (3)	82.71	0.061	13:21:50.539
9 -	<b>31.326</b>	21.188	<b>52.514 (1)</b>	<b>82.80</b>		<b>13:22:43.053</b>
10 -	31.330	21.200	52.530 (2)	82.78	0.016	13:23:35.583
11 -	31.516	22.673	54.189	80.24	1.675	13:24:29.772

P3 118 F1 BICKNELL / HAYNES			Suzuki LCR -			
IDEAL LAP TIME : 52.876		BEST LAP TIME : 52.876		DIFFERENCE : 0.000		
LAP	SECTOR 1	SECTOR 2	LAP TIME	MPH	DIFF	TIME OF DAY
1 -	34.328	21.146	55.474	78.38	2.598	13:15:04.857
2 -	32.483	21.683	54.166	80.28	1.290	13:15:59.023
3 -	32.261	21.477	53.738 (2)	80.92	0.862	13:16:52.761
4 -	32.900	22.012	54.912	79.19	2.036	13:17:47.673
5 -	<b>31.826</b>	<b>21.050</b>	<b>52.876 (1)</b>	<b>82.24</b>		<b>13:18:40.549</b>
6 -	32.670	21.390	54.060 (3)	80.44	1.184	13:19:34.609
7 -	33.627	21.460	55.087	78.94	2.211	13:20:29.696
8 -	33.164	22.423	55.587	78.23	2.711	13:21:25.283
9 -	33.426	22.617	56.043	77.59	3.167	13:22:21.326

P4 13 F2 DIX / PARKER			Suzuki Baker -			
IDEAL LAP TIME : 52.979		BEST LAP TIME : 52.999		DIFFERENCE : 0.020		
LAP	SECTOR 1	SECTOR 2	LAP TIME	MPH	DIFF	TIME OF DAY
1 -	37.335	24.114	1:01.449	70.76	8.450	13:15:10.656
2 -	34.477	22.326	56.803	76.55	3.804	13:16:07.459
3 -	33.028	21.770	54.798	79.35	1.799	13:17:02.257
4 -	32.975	21.935	54.910	79.19	1.911	13:17:57.167
5 -	32.311	21.729	54.040	80.47	1.041	13:18:51.207
6 -	31.920	21.509	53.429 (3)	81.39	0.430	13:19:44.636
7 -	32.103	<b>21.273</b>	53.376 (2)	81.47	0.377	13:20:38.012
8 -	<b>31.706</b>	21.293	<b>52.999 (1)</b>	<b>82.05</b>		<b>13:21:31.011</b>
9 -	32.123	21.496	53.619	81.10	0.620	13:22:24.630
10 -	32.978	22.447	55.425	78.45	2.426	13:23:20.055

P5 8 F2 ILARIA / SAUNDERS			Suzuki Windle -			
IDEAL LAP TIME : 54.230		BEST LAP TIME : 54.230		DIFFERENCE : 0.000		
LAP	SECTOR 1	SECTOR 2	LAP TIME	MPH	DIFF	TIME OF DAY
1 -	34.974	22.769	57.743	75.30	3.513	13:15:01.275
2 -	33.384	22.302	55.686	78.09	1.456	13:15:56.961
3 -	33.690	22.201	55.891	77.80	1.661	13:16:52.852
4 -	32.924	22.445	55.369	78.53	1.139	13:17:48.221
5 -	32.819	22.338	55.157	78.84	0.927	13:18:43.378

Weather / Track : Cloudy / Dry

Brands Hatch Indy  
Circuit Length = 1.2079 miles  
Start: 13:13 Flag 13:26 End: 13:27

# BMCRC - MRO Championships 2015 - Rnd 9 @ Brands Hatch Indy

## RKB/BMCRC F1 & F2 Sidecars

### QUALIFYING - SECTOR ANALYSIS

SECTOR 1 = FL to I1, SECTOR 2 = I1 to FL, DIFF = Difference To Personal Best Lap

6 -	32.443	22.440	54.883	79.23	0.653	13:19:38.261
7 -	32.891	22.099	54.990	79.07	0.760	13:20:33.251
8 -	32.572	22.128	54.700 (2)	79.49	0.470	13:21:27.951
9 -	32.853	22.236	55.089	78.93	0.859	13:22:23.040
10 -	33.903	22.227	56.130	77.47	1.900	13:23:19.170
11 -	32.386	22.466	54.852 (3)	79.27	0.622	13:24:14.022
12 -	32.518	22.406	54.924	79.17	0.694	13:25:08.946
13 -	<b>32.174</b>	<b>22.056</b>	<b>54.230 (1)</b>	<b>80.18</b>		<b>13:26:03.176</b>

P6 14 F2 CHRISTIE / CHRISTIE			Honda CES - Ryedale Pools			
IDEAL LAP TIME : 54.340		BEST LAP TIME : 54.340		DIFFERENCE : 0.000		
LAP	SECTOR 1	SECTOR 2	LAP TIME	MPH	DIFF	TIME OF DAY
1 -	35.022	22.951	57.973	75.01	3.633	13:15:01.775
2 -	33.464	22.749	56.213	77.35	1.873	13:15:57.988
3 -	33.445	22.660	56.105	77.50	1.765	13:16:54.093
4 -	32.854	22.732	55.586	78.23	1.246	13:17:49.679
5 -	32.348	22.132	54.480 (2)	79.82	0.140	13:18:44.159
6 -	32.520	22.272	54.792 (3)	79.36	0.452	13:19:38.951
7 -	32.759	22.426	55.185	78.80	0.845	13:20:34.136
8 -	<b>32.252</b>	<b>22.088</b>	<b>54.340 (1)</b>	<b>80.02</b>		<b>13:21:28.476</b>

P7 11 F2 GILBERT / MORGAN			Yamaha -			
IDEAL LAP TIME : 54.598		BEST LAP TIME : 54.638		DIFFERENCE : 0.040		
LAP	SECTOR 1	SECTOR 2	LAP TIME	MPH	DIFF	TIME OF DAY
1 -	38.759	24.929	1:03.688	68.27	9.050	13:15:22.844
2 -	35.121	23.319	58.440	74.41	3.802	13:16:21.284
3 -	33.382	22.472	55.854	77.85	1.216	13:17:17.138
4 -	32.993	23.530	56.523	76.93	1.885	13:18:13.661
5 -	32.700	22.437	55.137	78.86	0.499	13:19:08.798
6 -	32.731	23.230	55.961	77.70	1.323	13:20:04.759
7 -	32.517	<b>22.121</b>	<b>54.638 (1)</b>	<b>79.58</b>		<b>13:20:59.397</b>
8 -	32.821	22.213	55.034	79.01	0.396	13:21:54.431
9 -	32.488	22.366	54.854 (2)	79.27	0.216	13:22:49.285
10 -	32.512	22.408	54.920 (3)	79.18	0.282	13:23:44.205

P8 188 F2 M & R VANNIEUWENHUYSE			Honda Shelbourne - Norton Owners club Flanders Branch			
IDEAL LAP TIME : 54.834		BEST LAP TIME : 54.941		DIFFERENCE : 0.107		
LAP	SECTOR 1	SECTOR 2	LAP TIME	MPH	DIFF	TIME OF DAY
1 -	37.065	24.195	1:01.260	70.98	6.319	13:15:11.256
2 -	34.493	23.097	57.590	75.50	2.649	13:16:08.846
3 -	33.437	22.556	55.993	77.66	1.052	13:17:04.839
4 -	33.659	22.794	56.453	77.03	1.512	13:18:01.292
5 -	33.300	22.592	55.892	77.80	0.951	13:18:57.184
6 -	32.894	22.446	55.340	78.57	0.399	13:19:52.524
7 -	32.955	<b>22.240</b>	55.195	78.78	0.254	13:20:47.719
8 -	32.599	22.342	<b>54.941 (1)</b>	<b>79.15</b>		<b>13:21:42.660</b>
9 -	<b>32.594</b>	22.563	55.157 (3)	78.84	0.216	13:22:37.817
10 -	32.725	22.393	55.118 (2)	78.89	0.177	13:23:32.935
11 -	32.987	23.689	56.676	76.72	1.735	13:24:29.611

P9 88 F2 LONGMORE / LONGMORE			Honda DMR -			
IDEAL LAP TIME : 54.980		BEST LAP TIME : 55.164		DIFFERENCE : 0.184		
LAP	SECTOR 1	SECTOR 2	LAP TIME	MPH	DIFF	TIME OF DAY
1 -	36.024	23.481	59.505	73.07	4.341	13:15:03.873
2 -	33.589	22.947	56.536	76.91	1.372	13:16:00.409
3 -	33.226	22.959	56.185	77.39	1.021	13:16:56.594
4 -	32.746	22.462	55.208 (2)	78.76	0.044	13:17:51.802
5 -	<b>32.745</b>	22.419	<b>55.164 (1)</b>	<b>78.83</b>		<b>13:18:46.966</b>
6 -	33.030	22.428	55.458	78.41	0.294	13:19:42.424
7 -	32.972	22.398	55.370 (3)	78.53	0.206	13:20:37.794

Weather / Track : Cloudy / Dry

Brands Hatch Indy  
Circuit Length = 1.2079 miles  
Start: 13:13 Flag 13:26 End: 13:27

# BMCRC - MRO Championships 2015 - Rnd 9 @ Brands Hatch Indy

## RKB/BMCRC F1 & F2 Sidecars

### QUALIFYING - SECTOR ANALYSIS

SECTOR 1 = FL to I1, SECTOR 2 = I1 to FL, DIFF = Difference To Personal Best Lap

8 -	33.447	<b>22.235</b>	55.682	78.09	0.518	13:21:33.476
9 -	32.938	22.633	55.571	78.25	0.407	13:22:29.047
10 -	32.998	22.412	55.410	78.48	0.246	13:23:24.457
11 -	35.290	22.389	57.679	75.39	2.515	13:24:22.136

<b>P10 92 F1 HILDIGE / HILDIGE</b>			Suzuki Windle - Les King			
IDEAL LAP TIME : 55.391		BEST LAP TIME : 55.584		DIFFERENCE : 0.193		
LAP	SECTOR 1	SECTOR 2	LAP TIME	MPH	DIFF	TIME OF DAY
1 -	37.858	24.955	1:02.813	69.23	7.229	13:15:23.178
2 -	36.991	24.858	1:01.849	70.31	6.265	13:16:25.027
3 -	34.210	23.025	57.235	75.97	1.651	13:17:22.262
4 -	34.549	22.837	57.386	75.77	1.802	13:18:19.648
5 -	35.437	22.964	58.401	74.46	2.817	13:19:18.049
6 -	33.711	22.396	56.107	77.50	0.523	13:20:14.156
7 -	33.393	<b>22.321</b>	55.714 (2)	78.05	0.130	13:21:09.870
<b>8 -</b>	<b>33.070</b>	22.514	<b>55.584 (1)</b>	<b>78.23</b>		<b>13:22:05.454</b>
9 -	34.104	22.616	56.720	76.66	1.136	13:23:02.174
10 -	33.292	23.597	56.889	76.44	1.305	13:23:59.063
11 -	33.509	22.409	55.918 (3)	77.76	0.334	13:24:54.981
12 -	33.980	22.744	56.724	76.66	1.140	13:25:51.705
13 -	33.479	22.482	55.961	77.70	0.377	13:26:47.666

<b>P11 10 F1 WEBB / SMITHIES</b>			Suzuki LCR -			
IDEAL LAP TIME : 55.370		BEST LAP TIME : 55.676		DIFFERENCE : 0.306		
LAP	SECTOR 1	SECTOR 2	LAP TIME	MPH	DIFF	TIME OF DAY
1 -	39.358	25.460	1:04.818	67.08	9.142	13:15:34.295
2 -	35.398	23.240	58.638	74.16	2.962	13:16:32.933
3 -	34.657	22.970	57.627	75.46	1.951	13:17:30.560
4 -	35.531	24.237	59.768	72.75	4.092	13:18:30.328
5 -	34.870	24.351	59.221	73.43	3.545	13:19:29.549
6 -	33.707	<b>22.104</b>	55.811 (3)	77.91	0.135	13:20:25.360
<b>7 -</b>	<b>33.266</b>	22.410	<b>55.676 (1)</b>	<b>78.10</b>		<b>13:21:21.036</b>
8 -	33.547	22.260	55.807 (2)	77.92	0.131	13:22:16.843
9 -	33.748	24.445	58.193	74.72	2.517	13:23:15.036
10 -	34.274	22.136	56.410	77.08	0.734	13:24:11.446
11 -	34.033	22.474	56.507	76.95	0.831	13:25:07.953
12 -	33.503	22.310	55.813	77.91	0.137	13:26:03.766
13 -	34.068	23.334	57.402	75.75	1.726	13:27:01.168

<b>P12 18 F2 BLACKWOOD / BLACKWOOD</b>			Suzuki Shelbourne -			
IDEAL LAP TIME : 55.792		BEST LAP TIME : 55.792		DIFFERENCE : 0.000		
LAP	SECTOR 1	SECTOR 2	LAP TIME	MPH	DIFF	TIME OF DAY
1 -	41.155	25.639	1:06.794	65.10	11.002	13:15:22.810
2 -	38.115	24.895	1:03.010	69.01	7.218	13:16:25.820
3 -	36.040	23.690	59.730	72.80	3.938	13:17:25.550
4 -	34.619	23.505	58.124	74.81	2.332	13:18:23.674
5 -	34.926	23.240	58.166	74.76	2.374	13:19:21.840
6 -	34.262	23.228	57.490	75.64	1.698	13:20:19.330
7 -	34.202	22.612	56.814 (3)	76.54	1.022	13:21:16.144
8 -	33.646	22.628	56.274 (2)	77.27	0.482	13:22:12.418
9 -	35.885	23.724	59.609	72.95	3.817	13:23:12.027
<b>10 -</b>	<b>33.290</b>	<b>22.502</b>	<b>55.792 (1)</b>	<b>77.94</b>		<b>13:24:07.819</b>

<b>P13 964 F2 ANDERSON / TILLEY</b>			Yamaha Jacobs -			
IDEAL LAP TIME : 56.161		BEST LAP TIME : 56.206		DIFFERENCE : 0.045		
LAP	SECTOR 1	SECTOR 2	LAP TIME	MPH	DIFF	TIME OF DAY
1 -	37.315	24.164	1:01.479	70.73	5.273	13:15:30.821
2 -	36.502	23.909	1:00.411	71.98	4.205	13:16:31.232
3 -	35.561	23.477	59.038	73.65	2.832	13:17:30.270
4 -	35.304	24.507	59.811	72.70	3.605	13:18:30.081

Weather / Track : Cloudy / Dry

Brands Hatch Indy  
Circuit Length = 1.2079 miles  
Start: 13:13 Flag 13:26 End: 13:27

# BMCRC - MRO Championships 2015 - Rnd 9 @ Brands Hatch Indy

## RKB/BMCRC F1 & F2 Sidecars

### QUALIFYING - SECTOR ANALYSIS

SECTOR 1 = FL to I1, SECTOR 2 = I1 to FL, DIFF = Difference To Personal Best Lap

5 -	34.700	23.552	58.252	74.65	2.046	13:19:28.333
6 -	33.753	22.732	56.485 (3)	76.98	0.279	13:20:24.818
7 -	34.173	23.006	57.179	76.05	0.973	13:21:21.997
8 -	33.546	<b>22.667</b>	56.213 (2)	77.35	0.007	13:22:18.210
9 -	33.694	23.814	57.508	75.61	1.302	13:23:15.718
10 -	35.784	23.545	59.329	73.29	3.123	13:24:15.047
11 -	35.508	24.077	59.585	72.98	3.379	13:25:14.632
12 -	<b>33.494</b>	22.712	<b>56.206 (1)</b>	<b>77.36</b>		<b>13:26:10.838</b>

P14 17 F2 SCHOFIELD / WHITNALL			Suzuki Windle - Witch eLiquid			
IDEAL LAP TIME : 56.178		BEST LAP TIME : 56.224		DIFFERENCE : 0.046		
LAP	SECTOR 1	SECTOR 2	LAP TIME	MPH	DIFF	TIME OF DAY
1 -	38.367	23.383	1:01.750	70.42	5.526	13:15:18.193
2 -	35.121	22.988	58.109	74.83	1.885	13:16:16.302
3 -	34.679	22.879	57.558	75.55	1.334	13:17:13.860
4 -	34.304	23.047	57.351	75.82	1.127	13:18:11.211
5 -	34.174	22.601	56.775 (3)	76.59	0.551	13:19:07.986
6 -	34.726	23.069	57.795	75.24	1.571	13:20:05.781
7 -	34.428	23.270	57.698	75.36	1.474	13:21:03.479
8 -	33.871	23.405	57.276	75.92	1.052	13:22:00.755
9 -	<b>33.744</b>	23.560	57.304	75.88	1.080	13:22:58.059
10 -	33.796	22.726	56.522 (2)	76.93	0.298	13:23:54.581
11 -	33.790	<b>22.434</b>	<b>56.224 (1)</b>	<b>77.34</b>		<b>13:24:50.805</b>
12 -	34.125	24.008	58.133	74.80	1.909	13:25:48.938
13 -	34.083	23.115	57.198	76.02	0.974	13:26:46.136

P15 136 F1 EDWARDS / EDWARDS			Yamaha Rea - Economy Heating Services			
IDEAL LAP TIME : 56.414		BEST LAP TIME : 56.543		DIFFERENCE : 0.129		
LAP	SECTOR 1	SECTOR 2	LAP TIME	MPH	DIFF	TIME OF DAY
1 -	38.489	24.802	1:03.291	68.70	6.748	13:15:27.343
2 -	37.298	24.630	1:01.928	70.22	5.385	13:16:29.271
3 -	36.065	24.409	1:00.474	71.90	3.931	13:17:29.745
4 -	35.350	25.058	1:00.408	71.98	3.865	13:18:30.153
5 -	35.151	25.377	1:00.528	71.84	3.985	13:19:30.681
6 -	35.164	22.786	57.950	75.04	1.407	13:20:28.631
7 -	34.571	22.883	57.454 (3)	75.68	0.911	13:21:26.085
8 -	34.643	22.983	57.626	75.46	1.083	13:22:23.711
9 -	33.950	<b>22.593</b>	<b>56.543 (1)</b>	<b>76.90</b>		<b>13:23:20.254</b>
10 -	34.701	23.214	57.915	75.08	1.372	13:24:18.169
11 -	<b>33.821</b>	23.163	56.984 (2)	76.31	0.441	13:25:15.153

P16 95 F2 REMNANT / TAYLOR			Kawasaki Lumley -			
IDEAL LAP TIME : 56.614		BEST LAP TIME : 56.761		DIFFERENCE : 0.147		
LAP	SECTOR 1	SECTOR 2	LAP TIME	MPH	DIFF	TIME OF DAY
1 -	36.981	24.089	1:01.070	71.20	4.309	13:15:11.355
2 -	35.253	23.705	58.958	73.75	2.197	13:16:10.313
3 -	34.902	23.246	58.148	74.78	1.387	13:17:08.461
4 -	36.045	23.680	59.725	72.81	2.964	13:18:08.186
5 -	34.615	23.325	57.940	75.05	1.179	13:19:06.126
6 -	34.846	23.477	58.323	74.56	1.562	13:20:04.449
7 -	34.865	24.101	58.966	73.74	2.205	13:21:03.415
8 -	34.868	23.113	57.981	75.00	1.220	13:22:01.396
9 -	<b>33.739</b>	23.257	56.996 (2)	76.29	0.235	13:22:58.392
10 -	34.038	22.989	57.027 (3)	76.25	0.266	13:23:55.419
11 -	34.281	<b>22.875</b>	57.156	76.08	0.395	13:24:52.575
12 -	33.990	23.954	57.944	75.04	1.183	13:25:50.519
13 -	33.832	22.929	<b>56.761 (1)</b>	<b>76.61</b>		<b>13:26:47.280</b>

Weather / Track : Cloudy / Dry

Brands Hatch Indy  
Circuit Length = 1.2079 miles  
Start: 13:13 Flag 13:26 End: 13:27

# BMCRC - MRO Championships 2015 - Rnd 9 @ Brands Hatch Indy

## RKB/BMCRC F1 & F2 Sidecars

### QUALIFYING - SECTOR ANALYSIS

SECTOR 1 = FL to I1, SECTOR 2 = I1 to FL, DIFF = Difference To Personal Best Lap

P17 71 F2 SCHOFIELD / STANTON			Honda Ireson - The Sand Witch Food Company			
IDEAL LAP TIME : 56.705		BEST LAP TIME : 57.106	DIFFERENCE : 0.401			
LAP	SECTOR 1	SECTOR 2	LAP TIME	MPH	DIFF	TIME OF DAY
1 -	40.856	26.143	1:06.999	64.90	9.893	13:15:24.114
2 -	40.704	25.076	1:05.780	66.10	8.674	13:16:29.894
3 -	36.379	23.908	1:00.287	72.13	3.181	13:17:30.181
4 -	35.607	25.075	1:00.682	71.66	3.576	13:18:30.863
5 -	35.125	25.638	1:00.763	71.56	3.657	13:19:31.626
6 -	34.871	23.411	58.282	74.61	1.176	13:20:29.908
7 -	34.466	23.060	57.526	75.59	0.420	13:21:27.434
8 -	34.355	23.163	57.518 (3)	75.60	0.412	13:22:24.952
9 -	35.446	23.818	59.264	73.37	2.158	13:23:24.216
10 -	35.731	23.085	58.816	73.93	1.710	13:24:23.032
11 -	34.612	<b>22.661</b>	57.273 (2)	75.92	0.167	13:25:20.305
12 -	<b>34.044</b>	23.062	<b>57.106 (1)</b>	<b>76.14</b>		<b>13:26:17.411</b>

P18 9 F2 MOTT / JONES			Suzuki Baker -			
IDEAL LAP TIME : 56.825		BEST LAP TIME : 57.415	DIFFERENCE : 0.590			
LAP	SECTOR 1	SECTOR 2	LAP TIME	MPH	DIFF	TIME OF DAY
1 -	35.497	23.678	59.175 (3)	73.48	1.760	13:15:04.420
2 -	34.121	<b>23.294</b>	<b>57.415 (1)</b>	<b>75.73</b>		<b>13:16:01.835</b>
3 -	<b>33.531</b>	23.981	57.512 (2)	75.61	0.097	13:16:59.347
4 -	33.927	1:30.274	2:04.201	35.01	1:06.786	13:19:03.548

P19 34 F2 CHRISTIE / CRAWFORD			Honda LCR - Christie Engineering Services			
IDEAL LAP TIME : 57.223		BEST LAP TIME : 57.432	DIFFERENCE : 0.209			
LAP	SECTOR 1	SECTOR 2	LAP TIME	MPH	DIFF	TIME OF DAY
1 -	39.005	25.438	1:04.443	67.47	7.011	13:15:27.229
2 -	37.143	24.547	1:01.690	70.49	4.258	13:16:28.919
3 -	35.367	25.307	1:00.674	71.67	3.242	13:17:29.593
4 -	35.020	24.936	59.956	72.52	2.524	13:18:29.549
5 -	34.822	24.412	59.234	73.41	1.802	13:19:28.783
6 -	34.646	23.999	58.645	74.15	1.213	13:20:27.428
7 -	34.349	<b>23.245</b>	57.594 (3)	75.50	0.162	13:21:25.022
8 -	34.040	23.521	57.561 (2)	75.54	0.129	13:22:22.583
9 -	<b>33.978</b>	23.454	<b>57.432 (1)</b>	<b>75.71</b>		<b>13:23:20.015</b>
10 -	34.667	23.513	58.180	74.74	0.748	13:24:18.195
11 -	35.043	24.137	59.180	73.48	1.748	13:25:17.375
12 -	34.377	23.498	57.875	75.13	0.443	13:26:15.250

P20 121 F1 LAWRENCE / SNASHALL			Yamaha LCR -			
IDEAL LAP TIME : 57.288		BEST LAP TIME : 57.694	DIFFERENCE : 0.406			
LAP	SECTOR 1	SECTOR 2	LAP TIME	MPH	DIFF	TIME OF DAY
1 -	41.105	25.459	1:06.564	65.32	8.870	13:15:22.928
2 -	36.920	25.036	1:01.956	70.18	4.262	13:16:24.884
3 -	35.401	23.551	58.952	73.76	1.258	13:17:23.836
4 -	<b>34.384</b>	23.498	57.882 (2)	75.12	0.188	13:18:21.718
5 -	35.721	23.386	59.107	73.57	1.413	13:19:20.825
6 -	34.956	23.471	58.427	74.42	0.733	13:20:19.252
7 -	35.115	23.223	58.338 (3)	74.54	0.644	13:21:17.590
8 -	34.790	<b>22.904</b>	<b>57.694 (1)</b>	<b>75.37</b>		<b>13:22:15.284</b>
9 -	35.056	24.553	59.609	72.95	1.915	13:23:14.893
10 -	36.305	23.310	59.615	72.94	1.921	13:24:14.508

P21 171 F2 HIGH / STANTON			Honda Baker -			
IDEAL LAP TIME : 57.909		BEST LAP TIME : 58.241	DIFFERENCE : 0.332			
LAP	SECTOR 1	SECTOR 2	LAP TIME	MPH	DIFF	TIME OF DAY
1 -	36.795	24.345	1:01.140	71.12	2.899	13:15:24.479
2 -	36.921	24.679	1:01.600	70.59	3.359	13:16:26.079

Weather / Track : Cloudy / Dry

Brands Hatch Indy  
Circuit Length = 1.2079 miles  
Start: 13:13 Flag 13:26 End: 13:27



# BMCRC - MRO Championships 2015 - Rnd 9 @ Brands Hatch Indy

## RKB/BMCRC F1 & F2 Sidecars

### QUALIFYING - SECTOR ANALYSIS

SECTOR 1 = FL to I1, SECTOR 2 = I1 to FL, DIFF = Difference To Personal Best Lap

Lap	Sector 1	Sector 2	Lap Time	MPH	Diff	Time of Day
3 -	38.121	25.129	1:03.250	68.75	5.009	13:17:29.329
4 -	<b>34.730</b>	23.590	58.320 (2)	74.56	0.079	13:18:27.649
5 -	35.324	<b>23.179</b>	58.503 (3)	74.33	0.262	13:19:26.152
6 -	35.011	23.230	<b>58.241 (1)</b>	<b>74.66</b>		<b>13:20:24.393</b>
7 -	37.853	23.529	1:01.382	70.84	3.141	13:21:25.775
8 -	35.136	23.578	58.714	74.06	0.473	13:22:24.489
9 -	35.672	23.566	59.238	73.40	0.997	13:23:23.727
10 -	34.860	23.746	58.606	74.20	0.365	13:24:22.333

P22 67 F1 PETTMAN/ JEFFREY			Suzuki Windle - MJP Racing			
IDEAL LAP TIME : 59.690		BEST LAP TIME : 1:00.573		DIFFERENCE : 0.883		
LAP	SECTOR 1	SECTOR 2	LAP TIME	MPH	DIFF	TIME OF DAY
1 -	40.440	26.082	1:06.522	65.37	5.949	13:15:21.103
2 -	38.594	25.438	1:04.032	67.91	3.459	13:16:25.135
3 -	38.662	26.000	1:04.662	67.25	4.089	13:17:29.797
4 -	39.099	26.948	1:06.047	65.84	5.474	13:18:35.844
5 -	40.318	IN PIT	2:07.758 P	34.03	1:07.185	13:20:43.602
6 -	OUTLAP	24.693	1:14.111	58.67	13.538	13:21:57.713
7 -	36.430	24.175	1:00.605 (2)	71.75	0.032	13:22:58.318
8 -	36.661	23.912	<b>1:00.573 (1)</b>	<b>71.79</b>		<b>13:23:58.891</b>
9 -	37.132	<b>23.904</b>	1:01.036 (3)	71.24	0.463	13:24:59.927

P23 19 F1 MacBRIDE / WILKINSON			Suzuki Baker -			
IDEAL LAP TIME : 1:13.116		BEST LAP TIME : 1:14.483		DIFFERENCE : 1.367		
LAP	SECTOR 1	SECTOR 2	LAP TIME	MPH	DIFF	TIME OF DAY
1 -	47.498	29.091	1:16.589	56.77	2.106	13:15:47.855
2 -	45.236	29.628	1:14.864 (3)	58.08	0.381	13:17:02.719
3 -	45.382	29.167	1:14.549 (2)	58.33	0.066	13:18:17.268
4 -	46.529	29.543	1:16.072	57.16	1.589	13:19:33.340
5 -	45.447	30.046	1:15.493	57.60	1.010	13:20:48.833
6 -	45.725	<b>28.758</b>	<b>1:14.483 (1)</b>	<b>58.38</b>		<b>13:22:03.316</b>
7 -	46.443	29.594	1:16.037	57.19	1.554	13:23:19.353
8 -	45.908	28.988	1:14.896	58.06	0.413	13:24:34.249

# BMCRC - MRO Championships 2015 - Rnd 9 @ Brands Hatch Indy

## RKB/BMCRC F1 & F2 Sidecars

### QUALIFYING - BEST SECTORS

SECTOR 1			SECTOR 2			IDEAL / BEST COMPARISON						
POS	NO	NAME	TIME	NO	NAME	TIME	POS	NO	NAME	IDEAL	BEST	DIFF
									<b>PERFECT LAP</b>	<b>51.603</b>		
1	114	SMITH / ANDERSON	<b>30.941</b>	114	SMITH / ANDERSON	<b>20.662</b>	1	114	SMITH / ANDERSON	51.603	51.603	0.000
2	35	REEVES / WILKES	<b>31.326</b>	35	REEVES / WILKES	<b>20.895</b>	2	35	REEVES / WILKES	52.221	52.514	0.293
3	13	DIX / PARKER	<b>31.706</b>	118	BICKNELL / HAYNES	<b>21.050</b>	3	118	BICKNELL / HAYNES	52.876	52.876	0.000
4	118	BICKNELL / HAYNES	<b>31.826</b>	13	DIX / PARKER	<b>21.273</b>	4	13	DIX / PARKER	52.979	52.999	0.020
5	8	ILARIA / SAUNDERS	<b>32.174</b>	8	ILARIA / SAUNDERS	<b>22.056</b>	5	8	ILARIA / SAUNDERS	54.230	54.230	0.000
6	14	CHRISTIE / CHRISTIE	<b>32.252</b>	14	CHRISTIE / CHRISTIE	<b>22.088</b>	6	14	CHRISTIE / CHRISTIE	54.340	54.340	0.000
7	11	GILBERT / MORGAN	<b>32.477</b>	10	WEBB / SMITHIES	<b>22.104</b>	7	11	GILBERT / MORGAN	54.598	54.638	0.040
8	188	M & R VANNIEUWENHUYSE	<b>32.594</b>	11	GILBERT / MORGAN	<b>22.121</b>	8	188	M & R VANNIEUWEN	54.834	54.941	0.107
9	88	LONGMORE / LONGMORE	<b>32.745</b>	88	LONGMORE / LONGMORE	<b>22.235</b>	9	88	LONGMORE / LONGM	54.980	55.164	0.184
10	92	HILDIGE / HILDIGE	<b>33.070</b>	188	M & R VANNIEUWENHUYSE	<b>22.240</b>	10	10	WEBB / SMITHIES	55.370	55.676	0.306
11	10	WEBB / SMITHIES	<b>33.266</b>	92	HILDIGE / HILDIGE	<b>22.321</b>	11	92	HILDIGE / HILDIGE	55.391	55.584	0.193
12	18	BLACKWOOD / BLACKWOOD	<b>33.290</b>	17	SCHOFIELD / WHITNALL	<b>22.434</b>	12	18	BLACKWOOD / BLAC	55.792	55.792	0.000
13	964	ANDERSON / TILLEY	<b>33.494</b>	18	BLACKWOOD / BLACKWOOD	<b>22.502</b>	13	964	ANDERSON / TILLEY	56.161	56.206	0.045
14	9	MOTT / JONES	<b>33.531</b>	136	EDWARDS / EDWARDS	<b>22.593</b>	14	17	SCHOFIELD / WHITN	56.178	56.224	0.046
15	95	REMNANT / TAYLOR	<b>33.739</b>	71	SCHOFIELD / STANTON	<b>22.661</b>	15	136	EDWARDS / EDWAR	56.414	56.543	0.129
16	17	SCHOFIELD / WHITNALL	<b>33.744</b>	964	ANDERSON / TILLEY	<b>22.667</b>	16	95	REMNANT / TAYLOR	56.614	56.761	0.147
17	136	EDWARDS / EDWARDS	<b>33.821</b>	95	REMNANT / TAYLOR	<b>22.875</b>	17	71	SCHOFIELD / STAIN	56.705	57.106	0.401
18	34	CHRISTIE / CRAWFORD	<b>33.978</b>	121	LAWRENCE / SNASHALL	<b>22.904</b>	18	9	MOTT / JONES	56.825	57.415	0.590
19	71	SCHOFIELD / STANTON	<b>34.044</b>	171	HIGH / STANTON	<b>23.179</b>	19	34	CHRISTIE / CRAWFC	57.223	57.432	0.209
20	121	LAWRENCE / SNASHALL	<b>34.384</b>	34	CHRISTIE / CRAWFORD	<b>23.245</b>	20	121	LAWRENCE / SNASH	57.288	57.694	0.406
21	171	HIGH / STANTON	<b>34.730</b>	9	MOTT / JONES	<b>23.294</b>	21	171	HIGH / STANTON	57.909	58.241	0.332
22	67	PETTMAN / JEFFREY	<b>35.786</b>	67	PETTMAN / JEFFREY	<b>23.904</b>	22	67	PETTMAN / JEFFREY	59.690	1:00.573	0.883
23	19	MacBRIDE / WILKINSON	<b>44.358</b>	19	MacBRIDE / WILKINSON	<b>28.758</b>	23	19	MacBRIDE / WILKINS	1:13.116	1:14.483	1.367

Weather / Track : Cloudy / Dry

Results can be found at [www.tsl-timing.com](http://www.tsl-timing.com)

Brands Hatch Indy  
Circuit Length = 1.2079 miles  
Start: 13:13 Flag 13:26 End: 13:27

Printed - 13:27 Saturday, 03 October 2015

### BMCRC - MRO Championships 2015 - Rnd 9 @ Brands Hatch Indy

#### RKB/BMCRC F1 & F2 Sidecars

#### RACE 8 - CLASSIFICATION

POS	NO	CL	PIC NAME	ENTRY	LAPS	TIME	GAP	DIFF	MPH	BEST	ON
1	114	F1	1 SMITH / ANDERSON	Suzuki LCR - SDC Performance	14	12:11.819			83.19	50.611	11
2	118	F1	2 BICKNELL / HAYNES	Suzuki LCR -	14	12:27.523	15.704	15.704	81.44	52.071	5
3	35	F2	1 REEVES / WILKES	Suzuki LCR - Reeves Water Services	14	12:30.465	18.646	2.942	81.12	52.055	6
4	13	F2	2 DIX / PARKER	Suzuki Baker -	14	12:43.558	31.739	13.093	79.73	53.466	6
5	188	F2	3 M & R VANNIEUWENHUYSE	Honda Shelbourne - Norton Owners club Flanders E	14	12:50.117	38.298	6.559	79.05	53.927	10
6	11	F2	4 GILBERT / MORGAN	Yamaha -	14	12:50.890	39.071	0.773	78.97	53.936	10
7	14	F2	5 CHRISTIE / CHRISTIE	Honda CES - Ryedale Pools	14	12:51.761	39.942	0.871	78.88	53.838	10
8	8*	F2	6 ILARIA / SAUNDERS	Suzuki Windle -	14	13:05.637	53.818	13.876	77.49	53.680	13
9	92	F1	3 HILDIGE / HILDIGE	Suzuki Windle - Les King	13	12:14.312	1 Lap	1 Lap	76.98	55.618	10
10	88	F2	7 LONGMORE / LONGMORE	Honda DMR -	13	12:16.823	1 Lap	2.511	76.72	55.608	10
11	9	F2	8 MOTT / JONES	Suzuki Baker -	13	12:17.654	1 Lap	0.831	76.63	55.237	8
12	136	F1	4 EDWARDS / EDWARDS	Yamaha Rea - Economy Heating Services	13	12:19.348	1 Lap	1.694	76.46	55.102	13
13	95	F2	9 REMNANT / TAYLOR	Kawasaki Lumley -	13	12:24.659	1 Lap	5.311	75.91	55.840	4
14	17	F2	10 SCHOFIELD / WHITNALL	Suzuki Windle - Witch eLiquid	13	12:24.756	1 Lap	0.097	75.90	55.937	8
15	964	F2	11 ANDERSON / TILLEY	Yamaha Jacobs -	13	12:25.772	1 Lap	1.016	75.80	56.129	4
16	18	F2	12 BLACKWOOD / BLACKWOOD	Suzuki Shelbourne -	13	12:31.193	1 Lap	5.421	75.25	56.577	8
17	71	F2	13 SCHOFIELD / STAINTON	Honda Ireson - The Sand Witch Food Company	13	12:32.530	1 Lap	1.337	75.12	56.477	10
18	171	F2	14 HIGH / STAINTON	Honda Baker -	13	12:44.894	1 Lap	12.364	73.90	56.990	8
19	121	F1	5 LAWRENCE / SNASHALL	Yamaha LCR -	13	12:52.201	1 Lap	7.307	73.20	58.060	9
20	34	F2	15 CHRISTIE / CRAWFORD	Honda LCR - Christie Engineering Services	13	12:53.256	1 Lap	1.055	73.10	57.919	9
21	67	F1	6 PETTMAN / JEFFREY	Suzuki Windle - MJP Racing	13	12:59.686	1 Lap	6.430	72.50	58.381	9
22	19	F1	7 MacBRIDE / WILKINSON	Suzuki Baker -	10	12:43.892	4 Laps	3 Laps	56.92	1:11.273	2

#### NOT CLASSIFIED

DNF	10	F1	WEBB / SMITHIES	Suzuki LCR -	10	9:31.599	4 Laps		76.07	54.905	8
-----	----	----	-----------------	--------------	----	----------	--------	--	-------	--------	---

#### FASTEST LAP

114	F1	SMITH / ANDERSON	Suzuki LCR - SDC Performance	11	50.611	85.92 mph	138.27 kph
35	F2	REEVES / WILKES	Suzuki LCR - Reeves Water Services	6	52.055	83.53 mph	134.44 kph

Class F1 - 90% of Race Speed = 74.87 mph

Class F2 - 90% of Race Speed = 73.00 mph

Brands Hatch Indy

Circuit Length = 1.2079 miles

Start: 16:47 Flag 17:00 End: 17:01

Weather / Track : Cloudy / Dry

These results are provisional until the conclusion of any judicial and technical matters.

Clerk Of Course :	Timekeeper :
-------------------	--------------

Results can be found at [www.tsl-timing.com](http://www.tsl-timing.com)

Printed - 17:01 Saturday, 03 October 2015





# BMCRC - MRO Championships 2015 - Rnd 9 @ Brands Hatch Indy

## RKB/BMCRC F1 & F2 Sidecars

### RACE 8 - LAP CHART

**LAP 14 @ 17:00:07.634**

NO	BEHIND	LAP TIME
114		53.124
92	1 Lap	56.406
88	1 Lap	55.840
9	1 Lap	55.457
136	1 Lap	55.102
95	1 Lap	57.276
17	1 Lap	56.745
964	1 Lap	57.394
118	15.704	53.927
35	18.646	55.600
18	1 Lap	57.443
71	1 Lap	57.027
13	31.739	53.713
19	4 Laps	1:16.325
171	1 Lap	57.130
188	38.298	55.343
11	39.071	55.432
14	39.942	56.843
121	1 Lap	58.255
34	1 Lap	58.534
8	43.818	54.292
67	1 Lap	1:00.306

Weather / Track : Cloudy / Dry

Results can be found at [www.tsl-timing.com](http://www.tsl-timing.com)

Page 2 of 2

Brands Hatch Indy  
Circuit Length = 1.2079 miles  
Start: 16:47 Flag 17:00 End: 17:01

Printed - 17:02 Saturday, 03 October 2015

# BMCRC - MRO Championships 2015 - Rnd 9 @ Brands Hatch Indy

## RKB/BMCRC F1 & F2 Sidecars

### RACE 8 - SECTOR ANALYSIS

SECTOR 1 = FL to I1, SECTOR 2 = I1 to FL, DIFF = Difference To Personal Best Lap

P1 114 F1 SMITH / ANDERSON			Suzuki LCR - SDC Performance			
IDEAL LAP TIME : 50.611		BEST LAP TIME : 50.611		DIFFERENCE : 0.000		
LAP	SECTOR 1	SECTOR 2	LAP TIME	MPH	DIFF	TIME OF DAY
1 -		20.845	57.841	75.18	7.230	16:48:53.656
2 -	31.883	20.892	52.775	82.39	2.164	16:49:46.431
3 -	31.093	20.740	51.833	83.89	1.222	16:50:38.264
4 -	30.749	20.616	51.365 (2)	84.66	0.754	16:51:29.629
5 -	30.532	20.841	51.373 (3)	84.64	0.762	16:52:21.002
6 -	30.806	20.701	51.507	84.42	0.896	16:53:12.509
7 -	31.600	20.666	52.266	83.20	1.655	16:54:04.775
8 -	30.505	21.265	51.770	83.99	1.159	16:54:56.545
9 -	30.790	20.758	51.548	84.36	0.937	16:55:48.093
10 -	30.798	20.935	51.733	84.05	1.122	16:56:39.826
11 -	<b>30.207</b>	<b>20.404</b>	<b>50.611 (1)</b>	<b>85.92</b>		<b>16:57:30.437</b>
12 -	31.189	20.846	52.035	83.57	1.424	16:58:22.472
13 -	31.080	20.958	52.038	83.56	1.427	16:59:14.510
14 -	31.728	21.396	53.124	81.85	2.513	17:00:07.634

P2 118 F1 BICKNELL / HAYNES			Suzuki LCR -			
IDEAL LAP TIME : 51.891		BEST LAP TIME : 52.071		DIFFERENCE : 0.180		
LAP	SECTOR 1	SECTOR 2	LAP TIME	MPH	DIFF	TIME OF DAY
1 -		21.106	57.643	75.44	5.572	16:48:53.458
2 -	31.852	21.110	52.962	82.10	0.891	16:49:46.420
3 -	32.768	20.993	53.761	80.88	1.690	16:50:40.181
4 -	32.521	20.868	53.389	81.45	1.318	16:51:33.570
5 -	31.295	<b>20.776</b>	<b>52.071 (1)</b>	<b>83.51</b>		<b>16:52:25.641</b>
6 -	31.249	21.022	52.271 (3)	83.19	0.200	16:53:17.912
7 -	31.173	21.431	52.604	82.66	0.533	16:54:10.516
8 -	<b>31.115</b>	21.106	52.221 (2)	83.27	0.150	16:55:02.737
9 -	31.456	21.674	53.130	81.84	1.059	16:55:55.867
10 -	31.687	21.201	52.888	82.22	0.817	16:56:48.755
11 -	31.866	21.258	53.124	81.85	1.053	16:57:41.879
12 -	32.168	21.153	53.321	81.55	1.250	16:58:35.200
13 -	32.705	21.506	54.211	80.21	2.140	16:59:29.411
14 -	32.895	21.032	53.927	80.63	1.856	17:00:23.338

P3 35 F2 REEVES / WILKES			Suzuki LCR - Reeves Water Services			
IDEAL LAP TIME : 52.055		BEST LAP TIME : 52.055		DIFFERENCE : 0.000		
LAP	SECTOR 1	SECTOR 2	LAP TIME	MPH	DIFF	TIME OF DAY
1 -		21.197	57.576	75.52	5.521	16:48:53.391
2 -	31.712	21.216	52.928	82.16	0.873	16:49:46.319
3 -	32.450	21.141	53.591	81.14	1.536	16:50:39.910
4 -	31.241	21.042	52.283 (2)	83.17	0.228	16:51:32.193
5 -	31.260	21.135	52.395 (3)	82.99	0.340	16:52:24.588
6 -	<b>31.085</b>	<b>20.970</b>	<b>52.055 (1)</b>	<b>83.53</b>		<b>16:53:16.643</b>
7 -	31.472	21.548	53.020	82.01	0.965	16:54:09.663
8 -	31.489	21.173	52.662	82.57	0.607	16:55:02.325
9 -	31.458	22.072	53.530	81.23	1.475	16:55:55.855
10 -	32.058	21.437	53.495	81.28	1.440	16:56:49.350
11 -	31.606	21.280	52.886	82.22	0.831	16:57:42.236
12 -	32.330	21.352	53.682	81.00	1.627	16:58:35.918
13 -	32.721	22.041	54.762	79.40	2.707	16:59:30.680
14 -	33.445	22.155	55.600	78.21	3.545	17:00:26.280

P4 13 F2 DIX / PARKER			Suzuki Baker -			
IDEAL LAP TIME : 53.409		BEST LAP TIME : 53.466		DIFFERENCE : 0.057		
LAP	SECTOR 1	SECTOR 2	LAP TIME	MPH	DIFF	TIME OF DAY
1 -		21.818	1:00.118	72.33	6.652	16:48:55.933
2 -	32.769	21.792	54.561	79.70	1.095	16:49:50.494
3 -	32.248	21.773	54.021	80.49	0.555	16:50:44.515

Weather / Track : Cloudy / Dry

Brands Hatch Indy  
Circuit Length = 1.2079 miles  
Start: 16:47 Flag 17:00 End: 17:01

# BMCRC - MRO Championships 2015 - Rnd 9 @ Brands Hatch Indy

## RKB/BMCRC F1 & F2 Sidecars

### RACE 8 - SECTOR ANALYSIS

SECTOR 1 = FL to I1, SECTOR 2 = I1 to FL, DIFF = Difference To Personal Best Lap

4 -	32.435	22.543	54.978	79.09	1.512	16:51:39.493
5 -	31.983	21.534	53.517 (3)	81.25	0.051	16:52:33.010
<b>6 -</b>	<b>31.962</b>	<b>21.504</b>	<b>53.466 (1)</b>	<b>81.33</b>		<b>16:53:26.476</b>
7 -	32.257	21.593	53.850	80.75	0.384	16:54:20.326
8 -	32.672	21.726	54.398	79.94	0.932	16:55:14.724
9 -	32.207	<b>21.478</b>	53.685	81.00	0.219	16:56:08.409
10 -	32.098	21.564	53.662	81.03	0.196	16:57:02.071
11 -	<b>31.931</b>	21.569	53.500 (2)	81.28	0.034	16:57:55.571
12 -	33.300	22.421	55.721	78.04	2.255	16:58:51.292
13 -	32.615	21.753	54.368	79.98	0.902	16:59:45.660
14 -	32.185	21.528	53.713	80.95	0.247	17:00:39.373

<b>P5</b>	<b>188 F2</b>	<b>M &amp; R VANNIEUWENHUYSE</b>	Honda Shelbourne - Norton Owners club Flanders Branch			
IDEAL LAP TIME : 53.870		BEST LAP TIME : 53.927	DIFFERENCE : 0.057			

LAP	SECTOR 1	SECTOR 2	LAP TIME	MPH	DIFF	TIME OF DAY
1 -		22.321	1:01.562	70.63	7.635	16:48:57.377
2 -	32.656	<b>21.883</b>	54.539	79.73	0.612	16:49:51.916
3 -	32.524	22.243	54.767	79.40	0.840	16:50:46.683
4 -	32.302	22.412	54.714	79.47	0.787	16:51:41.397
5 -	32.252	22.013	54.265	80.13	0.338	16:52:35.662
6 -	32.362	21.964	54.326	80.04	0.399	16:53:29.988
7 -	32.154	21.956	54.110	80.36	0.183	16:54:24.098
8 -	32.027	21.949	53.976 (2)	80.56	0.049	16:55:18.074
9 -	32.105	21.959	54.064 (3)	80.43	0.137	16:56:12.138
<b>10 -</b>	<b>31.987</b>	21.940	<b>53.927 (1)</b>	<b>80.63</b>		<b>16:57:06.065</b>
11 -	32.122	22.512	54.634	79.59	0.707	16:58:00.699
12 -	32.577	22.273	54.850	79.28	0.923	16:58:55.549
13 -	33.016	22.024	55.040	79.00	1.113	16:59:50.589
14 -	33.351	21.992	55.343	78.57	1.416	17:00:45.932

<b>P6</b>	<b>11 F2</b>	<b>GILBERT / MORGAN</b>	Yamaha -			
IDEAL LAP TIME : 53.722		BEST LAP TIME : 53.936	DIFFERENCE : 0.214			

LAP	SECTOR 1	SECTOR 2	LAP TIME	MPH	DIFF	TIME OF DAY
1 -		22.479	1:01.746	70.42	7.810	16:48:57.561
2 -	33.319	22.360	55.679	78.10	1.743	16:49:53.240
3 -	32.463	22.146	54.609	79.63	0.673	16:50:47.849
4 -	32.820	22.410	55.230	78.73	1.294	16:51:43.079
5 -	32.422	22.328	54.750	79.42	0.814	16:52:37.829
6 -	32.213	22.121	54.334	80.03	0.398	16:53:32.163
7 -	32.012	22.056	54.068	80.42	0.132	16:54:26.231
8 -	32.296	21.796	54.092	80.39	0.156	16:55:20.323
9 -	<b>31.931</b>	22.096	54.027 (3)	80.48	0.091	16:56:14.350
<b>10 -</b>	<b>31.996</b>	21.940	<b>53.936 (1)</b>	<b>80.62</b>		<b>16:57:08.286</b>
11 -	32.082	21.924	54.006 (2)	80.52	0.070	16:58:02.292
12 -	32.699	21.861	54.560	79.70	0.624	16:58:56.852
13 -	32.630	<b>21.791</b>	54.421	79.90	0.485	16:59:51.273
14 -	33.475	21.957	55.432	78.44	1.496	17:00:46.705

<b>P7</b>	<b>14 F2</b>	<b>CHRISTIE / CHRISTIE</b>	Honda CES - Ryedale Pools			
IDEAL LAP TIME : 53.765		BEST LAP TIME : 53.838	DIFFERENCE : 0.073			

LAP	SECTOR 1	SECTOR 2	LAP TIME	MPH	DIFF	TIME OF DAY
1 -		22.028	1:00.804	71.51	6.966	16:48:56.619
2 -	32.607	22.229	54.836	79.30	0.998	16:49:51.455
3 -	32.655	22.532	55.187	78.79	1.349	16:50:46.642
4 -	32.533	22.430	54.963	79.11	1.125	16:51:41.605
5 -	32.542	21.928	54.470	79.83	0.632	16:52:36.075
6 -	32.447	22.052	54.499	79.79	0.661	16:53:30.574
7 -	32.626	21.891	54.517	79.76	0.679	16:54:25.091
8 -	32.424	<b>21.714</b>	54.138 (3)	80.32	0.300	16:55:19.229
9 -	32.258	21.796	54.054 (2)	80.44	0.216	16:56:13.283
<b>10 -</b>	<b>32.051</b>	21.787	<b>53.838 (1)</b>	<b>80.77</b>		<b>16:57:07.121</b>
11 -	32.326	22.402	54.728	79.45	0.890	16:58:01.849

Weather / Track : Cloudy / Dry

Brands Hatch Indy  
Circuit Length = 1.2079 miles  
Start: 16:47 Flag 17:00 End: 17:01

# BMCRC - MRO Championships 2015 - Rnd 9 @ Brands Hatch Indy

## RKB/BMCRC F1 & F2 Sidecars

### RACE 8 - SECTOR ANALYSIS

SECTOR 1 = FL to I1, SECTOR 2 = I1 to FL, DIFF = Difference To Personal Best Lap

12 -	32.311	21.993	54.304	80.07	0.466	16:58:56.153
13 -	32.598	21.982	54.580	79.67	0.742	16:59:50.733
14 -	34.430	22.413	56.843	76.50	3.005	17:00:47.576

P8 8 F2 ILARIA / SAUNDERS			Suzuki Windle -			
IDEAL LAP TIME : 53.680		BEST LAP TIME : 53.680		DIFFERENCE : 0.000		
LAP	SECTOR 1	SECTOR 2	LAP TIME	MPH	DIFF	TIME OF DAY
1 -		25.056	1:04.627	67.28	10.947	16:49:00.442
2 -	33.352	22.290	55.642	78.15	1.962	16:49:56.084
3 -	32.966	22.528	55.494	78.36	1.814	16:50:51.578
4 -	32.945	21.836	54.781	79.38	1.101	16:51:46.359
5 -	32.654	22.000	54.654	79.56	0.974	16:52:41.013
6 -	32.500	22.228	54.728	79.45	1.048	16:53:35.741
7 -	32.557	22.183	54.740	79.44	1.060	16:54:30.481
8 -	32.307	22.142	54.449	79.86	0.769	16:55:24.930
9 -	32.912	22.172	55.084	78.94	1.404	16:56:20.014
10 -	32.922	22.126	55.048	78.99	1.368	16:57:15.062
11 -	32.307	21.822	54.129 (2)	80.33	0.449	16:58:09.191
12 -	32.326	21.963	54.289 (3)	80.10	0.609	16:59:03.480
13 -	<b>32.092</b>	<b>21.588</b>	<b>53.680 (1)</b>	<b>81.00</b>		<b>16:59:57.160</b>
14 -	32.386	21.906	54.292	80.09	0.612	17:00:51.452

P9 92 F1 HILDIGE / HILDIGE			Suzuki Windle - Les King			
IDEAL LAP TIME : 55.120		BEST LAP TIME : 55.618		DIFFERENCE : 0.498		
LAP	SECTOR 1	SECTOR 2	LAP TIME	MPH	DIFF	TIME OF DAY
1 -		22.688	1:02.907	69.12	7.289	16:48:58.722
2 -	33.447	22.370	55.817	77.90	0.199	16:49:54.539
3 -	34.056	<b>22.098</b>	56.154	77.44	0.536	16:50:50.693
4 -	<b>33.022</b>	22.624	55.646 (2)	78.14	0.028	16:51:46.339
5 -	33.636	22.396	56.032	77.60	0.414	16:52:42.371
6 -	33.294	22.400	55.694 (3)	78.08	0.076	16:53:38.065
7 -	33.460	22.285	55.745	78.00	0.127	16:54:33.810
8 -	33.042	23.002	56.044	77.59	0.426	16:55:29.854
9 -	33.454	22.528	55.982	77.67	0.364	16:56:25.836
10 -	33.077	22.541	<b>55.618 (1)</b>	<b>78.18</b>		<b>16:57:21.454</b>
11 -	33.552	22.334	55.886	77.81	0.268	16:58:17.340
12 -	34.075	22.306	56.381	77.12	0.763	16:59:13.721
13 -	33.850	22.556	56.406	77.09	0.788	17:00:10.127

P10 88 F2 LONGMORE / LONGMORE			Honda DMR -			
IDEAL LAP TIME : 55.457		BEST LAP TIME : 55.608		DIFFERENCE : 0.151		
LAP	SECTOR 1	SECTOR 2	LAP TIME	MPH	DIFF	TIME OF DAY
1 -		23.202	1:03.504	68.47	7.896	16:48:59.319
2 -	33.830	22.337	56.167	77.42	0.559	16:49:55.486
3 -	33.569	22.722	56.291	77.25	0.683	16:50:51.777
4 -	34.005	22.540	56.545	76.90	0.937	16:51:48.322
5 -	35.043	22.274	57.317	75.86	1.709	16:52:45.639
6 -	33.507	22.201	55.708 (3)	78.06	0.100	16:53:41.347
7 -	<b>33.354</b>	22.361	55.715	78.05	0.107	16:54:37.062
8 -	33.561	22.244	55.805	77.92	0.197	16:55:32.867
9 -	33.529	<b>22.103</b>	55.632 (2)	78.16	0.024	16:56:28.499
10 -	33.366	22.242	<b>55.608 (1)</b>	<b>78.20</b>		<b>16:57:24.107</b>
11 -	33.536	22.317	55.853	77.85	0.245	16:58:19.960
12 -	33.790	23.048	56.838	76.50	1.230	16:59:16.798
13 -	33.443	22.397	55.840	77.87	0.232	17:00:12.638

P11 9 F2 MOTT / JONES			Suzuki Baker -			
IDEAL LAP TIME : 55.140		BEST LAP TIME : 55.237		DIFFERENCE : 0.097		
LAP	SECTOR 1	SECTOR 2	LAP TIME	MPH	DIFF	TIME OF DAY
1 -		22.767	1:03.605	68.36	8.368	16:48:59.420

Weather / Track : Cloudy / Dry

Brands Hatch Indy  
Circuit Length = 1.2079 miles  
Start: 16:47 Flag 17:00 End: 17:01



# BMCRC - MRO Championships 2015 - Rnd 9 @ Brands Hatch Indy

## RKB/BMCRC F1 & F2 Sidecars

### RACE 8 - SECTOR ANALYSIS

SECTOR 1 = FL to I1, SECTOR 2 = I1 to FL, DIFF = Difference To Personal Best Lap

2 -	34.109	<b>22.391</b>	56.500	76.96	1.263	16:49:55.920
3 -	33.639	22.503	56.142	77.45	0.905	16:50:52.062
4 -	33.929	22.577	56.506	76.95	1.269	16:51:48.568
5 -	34.192	22.508	56.700	76.69	1.463	16:52:45.268
6 -	33.010	22.663	55.673 (3)	78.10	0.436	16:53:40.941
7 -	33.188	22.866	56.054	77.57	0.817	16:54:36.995
<b>8 -</b>	<b>32.749</b>	22.488	<b>55.237 (1)</b>	<b>78.72</b>		<b>16:55:32.232</b>
9 -	33.495	22.439	55.934	77.74	0.697	16:56:28.166
10 -	33.101	22.696	55.797	77.93	0.560	16:57:23.963
11 -	33.084	22.725	55.809	77.91	0.572	16:58:19.772
12 -	34.064	24.176	58.240	74.66	3.003	16:59:18.012
13 -	32.984	22.473	55.457 (2)	78.41	0.220	17:00:13.469

P12 136 F1 EDWARDS / EDWARDS			Yamaha Rea - Economy Heating Services			
IDEAL LAP TIME : 54.699		BEST LAP TIME : 55.102	DIFFERENCE : 0.403			
LAP	SECTOR 1	SECTOR 2	LAP TIME	MPH	DIFF	TIME OF DAY
1 -		23.183	1:05.448	66.44	10.346	16:49:01.263
2 -	34.329	22.616	56.945	76.36	1.843	16:49:58.208
3 -	33.733	22.356	56.089	77.53	0.987	16:50:54.297
4 -	33.229	22.487	55.716	78.04	0.614	16:51:50.013
5 -	33.783	22.946	56.729	76.65	1.627	16:52:46.742
6 -	33.765	22.413	56.178	77.40	1.076	16:53:42.920
7 -	34.038	<b>21.936</b>	55.974	77.68	0.872	16:54:38.894
8 -	33.092	22.508	55.600 (3)	78.21	0.498	16:55:34.494
9 -	34.971	23.040	58.011	74.96	2.909	16:56:32.505
10 -	33.994	22.486	56.480	76.99	1.378	16:57:28.985
11 -	33.393	22.249	55.642	78.15	0.540	16:58:24.627
12 -	33.175	22.259	55.434 (2)	78.44	0.332	16:59:20.061
<b>13 -</b>	<b>32.763</b>	22.339	<b>55.102 (1)</b>	<b>78.91</b>		<b>17:00:15.163</b>

P13 95 F2 REMNANT / TAYLOR			Kawasaki Lumley -			
IDEAL LAP TIME : 55.631		BEST LAP TIME : 55.840	DIFFERENCE : 0.209			
LAP	SECTOR 1	SECTOR 2	LAP TIME	MPH	DIFF	TIME OF DAY
1 -		23.475	1:04.487	67.43	8.647	16:49:00.302
2 -	34.068	<b>22.407</b>	56.475	77.00	0.635	16:49:56.777
3 -	33.951	22.690	56.641	76.77	0.801	16:50:53.418
<b>4 -</b>	<b>33.228</b>	22.612	<b>55.840 (1)</b>	<b>77.87</b>		<b>16:51:49.258</b>
5 -	34.463	22.905	57.368	75.80	1.528	16:52:46.626
6 -	33.966	22.717	56.683	76.71	0.843	16:53:43.309
7 -	34.130	22.453	56.583	76.85	0.743	16:54:39.892
8 -	<b>33.224</b>	23.221	56.445	77.04	0.605	16:55:36.337
9 -	33.691	22.687	56.378 (3)	77.13	0.538	16:56:32.715
10 -	33.557	22.640	56.197 (2)	77.38	0.357	16:57:28.912
11 -	34.924	22.748	57.672	75.40	1.832	16:58:26.584
12 -	33.855	22.759	56.614	76.81	0.774	16:59:23.198
13 -	34.064	23.212	57.276	75.92	1.436	17:00:20.474

P14 17 F2 SCHOFIELD / WHITNALL			Suzuki Windle - Witch eLiquid			
IDEAL LAP TIME : 55.863		BEST LAP TIME : 55.937	DIFFERENCE : 0.074			
LAP	SECTOR 1	SECTOR 2	LAP TIME	MPH	DIFF	TIME OF DAY
1 -		23.228	1:05.366	66.52	9.429	16:49:01.181
2 -	34.762	22.837	57.599	75.49	1.662	16:49:58.780
3 -	34.337	22.450	56.787	76.57	0.850	16:50:55.567
4 -	33.744	22.452	56.196 (3)	77.38	0.259	16:51:51.763
5 -	34.015	22.864	56.879	76.45	0.942	16:52:48.642
6 -	33.913	22.487	56.400	77.10	0.463	16:53:45.042
7 -	33.875	<b>22.277</b>	56.152 (2)	77.44	0.215	16:54:41.194
<b>8 -</b>	<b>33.586</b>	22.351	<b>55.937 (1)</b>	<b>77.74</b>		<b>16:55:37.131</b>
9 -	34.003	22.527	56.530	76.92	0.593	16:56:33.661
10 -	34.614	22.345	56.959	76.34	1.022	16:57:30.620
11 -	33.945	22.809	56.754	76.62	0.817	16:58:27.374
12 -	33.613	22.839	56.452	77.03	0.515	16:59:23.826

Weather / Track : Cloudy / Dry

Brands Hatch Indy  
Circuit Length = 1.2079 miles  
Start: 16:47 Flag 17:00 End: 17:01

# BMCRC - MRO Championships 2015 - Rnd 9 @ Brands Hatch Indy

## RKB/BMCRC F1 & F2 Sidecars

### RACE 8 - SECTOR ANALYSIS

SECTOR 1 = FL to I1, SECTOR 2 = I1 to FL, DIFF = Difference To Personal Best Lap

13 - 33.721 23.024 56.745 76.63 0.808 17:00:20.571

<b>P15 964 F2 ANDERSON / TILLEY</b>			Yamaha Jacobs -			
IDEAL LAP TIME : 55.884		BEST LAP TIME : 56.129		DIFFERENCE : 0.245		
LAP	SECTOR 1	SECTOR 2	LAP TIME	MPH	DIFF	TIME OF DAY
1 -		23.918	1:04.986	66.91	8.857	16:49:00.801
2 -	34.179	22.826	57.005	76.28	0.876	16:49:57.806
3 -	34.123	22.844	56.967	76.33	0.838	16:50:54.773
<b>4 -</b>	<b>33.718</b>	<b>22.411</b>	<b>56.129 (1)</b>	<b>77.47</b>		<b>16:51:50.902</b>
5 -	34.079	22.644	56.723	76.66	0.594	16:52:47.625
6 -	33.515	22.839	56.354 (2)	77.16	0.225	16:53:43.979
7 -	33.701	22.979	56.680	76.72	0.551	16:54:40.659
8 -	33.812	22.616	56.428 (3)	77.06	0.299	16:55:37.087
9 -	33.990	22.458	56.448	77.03	0.319	16:56:33.535
10 -	33.808	22.828	56.636	76.78	0.507	16:57:30.171
11 -	34.379	22.722	57.101	76.15	0.972	16:58:27.272
12 -	<b>33.473</b>	23.448	56.921	76.39	0.792	16:59:24.193
13 -	33.916	23.478	57.394	75.76	1.265	17:00:21.587

<b>P16 18 F2 BLACKWOOD / BLACKWOOD</b>			Suzuki Shelbourne -			
IDEAL LAP TIME : 56.391		BEST LAP TIME : 56.577		DIFFERENCE : 0.186		
LAP	SECTOR 1	SECTOR 2	LAP TIME	MPH	DIFF	TIME OF DAY
1 -		23.405	1:05.052	66.84	8.475	16:49:00.867
2 -	34.519	22.752	57.271	75.93	0.694	16:49:58.138
3 -	35.210	23.421	58.631	74.16	2.054	16:50:56.769
4 -	34.475	22.699	57.174	76.05	0.597	16:51:53.943
5 -	34.628	22.792	57.420	75.73	0.843	16:52:51.363
6 -	34.245	22.830	57.075	76.19	0.498	16:53:48.438
7 -	33.923	22.695	56.618 (3)	76.80	0.041	16:54:45.056
<b>8 -</b>	<b>33.789</b>	<b>22.788</b>	<b>56.577 (1)</b>	<b>76.86</b>		<b>16:55:41.633</b>
9 -	34.541	<b>22.609</b>	57.150	76.09	0.573	16:56:38.783
10 -	<b>33.782</b>	22.824	56.606 (2)	76.82	0.029	16:57:35.389
11 -	34.338	22.905	57.243	75.96	0.666	16:58:32.632
12 -	34.303	22.630	56.933	76.38	0.356	16:59:29.565
13 -	34.459	22.984	57.443	75.70	0.866	17:00:27.008

<b>P17 71 F2 SCHOFIELD / STANTON</b>			Honda Ireson - The Sand Witch Food Company			
IDEAL LAP TIME : 56.090		BEST LAP TIME : 56.477		DIFFERENCE : 0.387		
LAP	SECTOR 1	SECTOR 2	LAP TIME	MPH	DIFF	TIME OF DAY
1 -		23.491	1:05.407	66.48	8.930	16:49:01.222
2 -	35.486	23.351	58.837	73.90	2.360	16:50:00.059
3 -	34.595	23.110	57.705	75.35	1.228	16:50:57.764
4 -	33.785	23.955	57.740	75.31	1.263	16:51:55.504
5 -	34.464	23.012	57.476	75.65	0.999	16:52:52.980
6 -	33.811	23.008	56.819 (3)	76.53	0.342	16:53:49.799
7 -	33.993	22.905	56.898	76.42	0.421	16:54:46.697
8 -	33.678	23.250	56.928	76.38	0.451	16:55:43.625
9 -	33.954	23.332	57.286	75.91	0.809	16:56:40.911
<b>10 -</b>	<b>33.331</b>	23.146	<b>56.477 (1)</b>	<b>76.99</b>		<b>16:57:37.388</b>
11 -	33.989	23.194	57.183	76.04	0.706	16:58:34.571
12 -	33.988	<b>22.759</b>	56.747 (2)	76.63	0.270	16:59:31.318
13 -	33.634	23.393	57.027	76.25	0.550	17:00:28.345

<b>P18 171 F2 HIGH / STANTON</b>			Honda Baker -			
IDEAL LAP TIME : 56.779		BEST LAP TIME : 56.990		DIFFERENCE : 0.211		
LAP	SECTOR 1	SECTOR 2	LAP TIME	MPH	DIFF	TIME OF DAY
1 -		24.162	1:09.221	62.82	12.231	16:49:05.036
2 -	35.657	23.476	59.133	73.53	2.143	16:50:04.169
3 -	35.269	23.120	58.389	74.47	1.399	16:51:02.558
4 -	35.443	22.870	58.313	74.57	1.323	16:52:00.871

Weather / Track : Cloudy / Dry

Brands Hatch Indy  
Circuit Length = 1.2079 miles  
Start: 16:47 Flag 17:00 End: 17:01

# BMCRC - MRO Championships 2015 - Rnd 9 @ Brands Hatch Indy

## RKB/BMCRC F1 & F2 Sidecars

### RACE 8 - SECTOR ANALYSIS

SECTOR 1 = FL to I1, SECTOR 2 = I1 to FL, DIFF = Difference To Personal Best Lap

5 -	35.566	23.745	59.311	73.31	2.321	16:53:00.182
6 -	35.457	23.453	58.910	73.81	1.920	16:53:59.092
7 -	34.352	22.807	57.159 (3)	76.07	0.169	16:54:56.251
<b>8 -</b>	<b>34.215</b>	22.775	<b>56.990 (1)</b>	<b>76.30</b>		<b>16:55:53.241</b>
9 -	34.731	<b>22.564</b>	57.295	75.89	0.305	16:56:50.536
10 -	35.167	22.581	57.748	75.30	0.758	16:57:48.284
11 -	34.437	22.971	57.408	75.74	0.418	16:58:45.692
12 -	34.953	22.934	57.887	75.12	0.897	16:59:43.579
13 -	34.550	22.580	57.130 (2)	76.11	0.140	17:00:40.709

P19 121 F1 LAWRENCE / SNASHALL			Yamaha LCR -			
IDEAL LAP TIME : 57.853		BEST LAP TIME : 58.060	DIFFERENCE : 0.207			
LAP	SECTOR 1	SECTOR 2	LAP TIME	MPH	DIFF	TIME OF DAY
1 -		24.280	1:07.572	64.35	9.512	16:49:03.387
2 -	35.237	23.341	58.578	74.23	0.518	16:50:01.965
3 -	<b>34.815</b>	23.617	58.432 (3)	74.42	0.372	16:51:00.397
4 -	35.655	23.695	59.350	73.27	1.290	16:51:59.747
5 -	35.488	23.734	59.222	73.42	1.162	16:52:58.969
6 -	35.720	23.498	59.218	73.43	1.158	16:53:58.187
7 -	35.691	23.180	58.871	73.86	0.811	16:54:57.058
8 -	35.194	23.536	58.730	74.04	0.670	16:55:55.788
<b>9 -</b>	<b>34.892</b>	23.168	<b>58.060 (1)</b>	<b>74.89</b>		<b>16:56:53.848</b>
10 -	35.205	23.242	58.447	74.40	0.387	16:57:52.295
11 -	35.685	23.287	58.972	73.74	0.912	16:58:51.267
12 -	35.229	23.265	58.494	74.34	0.434	16:59:49.761
13 -	35.217	<b>23.038</b>	58.255 (2)	74.64	0.195	17:00:48.016

P20 34 F2 CHRISTIE / CRAWFORD			Honda LCR - Christie Engineering Services			
IDEAL LAP TIME : 57.679		BEST LAP TIME : 57.919	DIFFERENCE : 0.240			
LAP	SECTOR 1	SECTOR 2	LAP TIME	MPH	DIFF	TIME OF DAY
1 -		24.446	1:09.153	62.88	11.234	16:49:04.968
2 -	34.970	23.906	58.876	73.86	0.957	16:50:03.844
3 -	35.168	23.834	59.002	73.70	1.083	16:51:02.846
4 -	34.624	23.948	58.572	74.24	0.653	16:52:01.418
5 -	35.350	24.004	59.354	73.26	1.435	16:53:00.772
6 -	35.080	23.717	58.797	73.95	0.878	16:53:59.569
7 -	34.844	23.636	58.480	74.36	0.561	16:54:58.049
8 -	34.627	23.648	58.275 (2)	74.62	0.356	16:55:56.324
<b>9 -</b>	<b>34.781</b>	<b>23.138</b>	<b>57.919 (1)</b>	<b>75.08</b>		<b>16:56:54.243</b>
10 -	35.129	23.628	58.757	74.00	0.838	16:57:53.000
11 -	35.295	23.937	59.232	73.41	1.313	16:58:52.232
12 -	<b>34.541</b>	23.764	58.305 (3)	74.58	0.386	16:59:50.537
13 -	35.350	23.184	58.534	74.29	0.615	17:00:49.071

P21 67 F1 PETTMAN/ JEFFREY			Suzuki Windle - MJP Racing			
IDEAL LAP TIME : 58.357		BEST LAP TIME : 58.381	DIFFERENCE : 0.024			
LAP	SECTOR 1	SECTOR 2	LAP TIME	MPH	DIFF	TIME OF DAY
1 -		24.334	1:07.967	63.98	9.586	16:49:03.782
2 -	35.789	23.344	59.133	73.53	0.752	16:50:02.915
3 -	35.629	23.341	58.970	73.74	0.589	16:51:01.885
4 -	35.268	23.260	58.528 (2)	74.29	0.147	16:52:00.413
5 -	35.910	23.241	59.151	73.51	0.770	16:52:59.564
6 -	35.680	23.731	59.411	73.19	1.030	16:53:58.975
7 -	35.983	<b>23.156</b>	59.139	73.53	0.758	16:54:58.114
8 -	35.310	23.668	58.978	73.73	0.597	16:55:57.092
<b>9 -</b>	<b>35.201</b>	23.180	<b>58.381 (1)</b>	<b>74.48</b>		<b>16:56:55.473</b>
10 -	35.310	23.405	58.715 (3)	74.06	0.334	16:57:54.188
11 -	36.267	23.773	1:00.040	72.42	1.659	16:58:54.228
12 -	36.519	24.448	1:00.967	71.32	2.586	16:59:55.195
13 -	36.410	23.896	1:00.306	72.10	1.925	17:00:55.501

Weather / Track : Cloudy / Dry

Brands Hatch Indy  
Circuit Length = 1.2079 miles  
Start: 16:47 Flag 17:00 End: 17:01

# BMCRC - MRO Championships 2015 - Rnd 9 @ Brands Hatch Indy

## RKB/BMCRC F1 & F2 Sidecars

### RACE 8 - SECTOR ANALYSIS

SECTOR 1 = FL to I1, SECTOR 2 = I1 to FL, DIFF = Difference To Personal Best Lap

<b>P22 19 F1 MacBRIDE / WILKINSON</b>		Suzuki Baker -				
IDEAL LAP TIME : 1:11.231		BEST LAP TIME : 1:11.273		DIFFERENCE : 0.042		
LAP	SECTOR 1	SECTOR 2	LAP TIME	MPH	DIFF	TIME OF DAY
1 -		<b>28.207</b>	1:24.491	51.46	13.218	16:49:20.306
2 -	<b>43.024</b>	28.249	<b>1:11.273 (1)</b>	<b>61.01</b>		<b>16:50:31.579</b>
3 -	43.988	28.731	1:12.719 (2)	59.80	1.446	16:51:44.298
4 -	47.355	28.947	1:16.302	56.99	5.029	16:53:00.600
5 -	45.153	29.949	1:15.102 (3)	57.90	3.829	16:54:15.702
6 -	46.412	29.319	1:15.731	57.42	4.458	16:55:31.433
7 -	47.059	29.690	1:16.749	56.66	5.476	16:56:48.182
8 -	47.113	29.745	1:16.858	56.57	5.585	16:58:05.040
9 -	47.742	30.600	1:18.342	55.50	7.069	16:59:23.382
10 -	46.453	29.872	1:16.325	56.97	5.052	17:00:39.707

<b>P23 10 F1 WEBB / SMITHIES</b>		Suzuki LCR -				
IDEAL LAP TIME : 54.877		BEST LAP TIME : 54.905		DIFFERENCE : 0.028		
LAP	SECTOR 1	SECTOR 2	LAP TIME	MPH	DIFF	TIME OF DAY
1 -		23.900	1:07.453	64.46	12.548	16:49:03.268
2 -	33.834	22.651	56.485	76.98	1.580	16:49:59.753
3 -	33.682	22.473	56.155	77.43	1.250	16:50:55.908
4 -	33.969	<b>22.068</b>	56.037	77.60	1.132	16:51:51.945
5 -	33.862	22.114	55.976 (3)	77.68	1.071	16:52:47.921
6 -	33.476	22.779	56.255	77.30	1.350	16:53:44.176
7 -	33.839	22.339	56.178	77.40	1.273	16:54:40.354
8 -	<b>32.809</b>	22.096	<b>54.905 (1)</b>	<b>79.20</b>		<b>16:55:35.259</b>
9 -	33.969	22.296	56.265	77.28	1.360	16:56:31.524
10 -	33.139	22.751	55.890 (2)	77.80	0.985	16:57:27.414

# BMCRC - MRO Championships 2015 - Rnd 9 @ Brands Hatch Indy

## RKB/BMCRC F1 & F2 Sidecars

### RACE 8 - BEST SECTORS

SECTOR 1			SECTOR 2			IDEAL / BEST COMPARISON						
POS	NO	NAME	TIME	NO	NAME	TIME	POS	NO	NAME	IDEAL	BEST	DIFF
									<b>PERFECT LAP</b>	<b>50.611</b>		
1	114	SMITH / ANDERSON	<b>30.207</b>	114	SMITH / ANDERSON	<b>20.404</b>	1	114	SMITH / ANDERSON	50.611	50.611	0.000
2	35	REEVES / WILKES	<b>31.085</b>	118	BICKNELL / HAYNES	<b>20.776</b>	2	118	BICKNELL / HAYNES	51.891	52.071	0.180
3	118	BICKNELL / HAYNES	<b>31.115</b>	35	REEVES / WILKES	<b>20.970</b>	3	35	REEVES / WILKES	52.055	52.055	0.000
4	11	GILBERT / MORGAN	<b>31.931</b>	13	DIX / PARKER	<b>21.478</b>	4	13	DIX / PARKER	53.409	53.466	0.057
5	13	DIX / PARKER	<b>31.931</b>	8	ILARIA / SAUNDERS	<b>21.588</b>	5	8	ILARIA / SAUNDERS	53.680	53.680	0.000
6	188	M & R VANNIEUWENHUYSE	<b>31.987</b>	14	CHRISTIE / CHRISTIE	<b>21.714</b>	6	11	GILBERT / MORGAN	53.722	53.936	0.214
7	14	CHRISTIE / CHRISTIE	<b>32.051</b>	11	GILBERT / MORGAN	<b>21.791</b>	7	14	CHRISTIE / CHRISTIE	53.765	53.838	0.073
8	8	ILARIA / SAUNDERS	<b>32.092</b>	188	M & R VANNIEUWENHUYSE	<b>21.883</b>	8	188	M & R VANNIEUWEN	53.870	53.927	0.057
9	9	MOTT / JONES	<b>32.749</b>	136	EDWARDS / EDWARDS	<b>21.936</b>	9	136	EDWARDS / EDWAR	54.699	55.102	0.403
10	136	EDWARDS / EDWARDS	<b>32.763</b>	10	WEBB / SMITHIES	<b>22.068</b>	10	10	WEBB / SMITHIES	54.877	54.905	0.028
11	10	WEBB / SMITHIES	<b>32.809</b>	92	HILDIGE / HILDIGE	<b>22.098</b>	11	92	HILDIGE / HILDIGE	55.120	55.618	0.498
12	92	HILDIGE / HILDIGE	<b>33.022</b>	88	LONGMORE / LONGMORE	<b>22.103</b>	12	9	MOTT / JONES	55.140	55.237	0.097
13	95	REMNANT / TAYLOR	<b>33.224</b>	17	SCHOFIELD / WHITNALL	<b>22.277</b>	13	88	LONGMORE / LONGM	55.457	55.608	0.151
14	71	SCHOFIELD / STAINTON	<b>33.331</b>	9	MOTT / JONES	<b>22.391</b>	14	95	REMNANT / TAYLOR	55.631	55.840	0.209
15	88	LONGMORE / LONGMORE	<b>33.354</b>	95	REMNANT / TAYLOR	<b>22.407</b>	15	17	SCHOFIELD / WHITN	55.863	55.937	0.074
16	964	ANDERSON / TILLEY	<b>33.473</b>	964	ANDERSON / TILLEY	<b>22.411</b>	16	964	ANDERSON / TILLEY	55.884	56.129	0.245
17	17	SCHOFIELD / WHITNALL	<b>33.586</b>	171	HIGH / STAINTON	<b>22.564</b>	17	71	SCHOFIELD / STAIN	56.090	56.477	0.387
18	18	BLACKWOOD / BLACKWOOD	<b>33.782</b>	18	BLACKWOOD / BLACKWOOD	<b>22.609</b>	18	18	BLACKWOOD / BLAC	56.391	56.577	0.186
19	171	HIGH / STAINTON	<b>34.215</b>	71	SCHOFIELD / STAINTON	<b>22.759</b>	19	171	HIGH / STAINTON	56.779	56.990	0.211
20	34	CHRISTIE / CRAWFORD	<b>34.541</b>	121	LAWRENCE / SNASHALL	<b>23.038</b>	20	34	CHRISTIE / CRAWFC	57.679	57.919	0.240
21	121	LAWRENCE / SNASHALL	<b>34.815</b>	34	CHRISTIE / CRAWFORD	<b>23.138</b>	21	121	LAWRENCE / SNASH	57.853	58.060	0.207
22	67	PETTMAN / JEFFREY	<b>35.201</b>	67	PETTMAN / JEFFREY	<b>23.156</b>	22	67	PETTMAN / JEFFREY	58.357	58.381	0.024
23	19	MacBRIDE / WILKINSON	<b>43.024</b>	19	MacBRIDE / WILKINSON	<b>28.207</b>	23	19	MacBRIDE / WILKINS	1:11.231	1:11.273	0.042

Weather / Track : Cloudy / Dry

Results can be found at [www.tsl-timing.com](http://www.tsl-timing.com)

Brands Hatch Indy  
Circuit Length = 1.2079 miles  
Start: 16:47 Flag 17:00 End: 17:01

Printed - 17:02 Saturday, 03 October 2015

### BMCRC - MRO Championships 2015 - Rnd 9 @ Brands Hatch Indy

#### RKB/BMCRC F1 & F2 Sidecars

#### RACE 3 - CLASSIFICATION

POS	NO	CL	PIC NAME	ENTRY	LAPS	TIME	GAP	DIFF	MPH	BEST	ON
1	114	F1	1 SMITH / ANDERSON	Suzuki LCR - SDC Performance	10	8:40.631			83.52	50.805	3
2	35	F2	1 REEVES / WILKES	Suzuki LCR - Reeves Water Services	10	8:51.554	10.923	10.923	81.80	52.060	2
3	13	F2	2 DIX / PARKER	Suzuki Baker -	10	8:58.328	17.697	6.774	80.77	53.030	5
4	11	F2	3 GILBERT / MORGAN	Yamaha -	10	9:05.647	25.016	7.319	79.69	53.619	4
5	188	F2	4 M & R VANNIEUWENHUYSE	Honda Shelbourne - Norton Owners club Flanders E	10	9:09.079	28.448	3.432	79.19	53.902	5
6	8	F2	5 ILARIA / SAUNDERS	Suzuki Windle -	10	9:09.775	29.144	0.696	79.09	53.646	10
7	9	F2	6 MOTT / JONES	Suzuki Baker -	10	9:16.745	36.114	6.970	78.10	54.309	7
8	14	F2	7 CHRISTIE / CHRISTIE	Honda CES - Ryedale Pools	10	9:18.924	38.293	2.179	77.80	54.172	4
9	92	F1	2 HILDIGE / HILDIGE	Suzuki Windle - Les King	10	9:21.025	40.394	2.101	77.51	55.108	10
10	88	F2	8 LONGMORE / LONGMORE	Honda DMR -	10	9:23.612	42.981	2.587	77.15	55.273	6
11	95	F2	9 REMNANT / TAYLOR	Kawasaki Lumley -	10	9:25.511	44.880	1.899	76.89	55.195	10
12	17	F2	10 SCHOFIELD / WHITNALL	Suzuki Windle - Witch eLiquid	10	9:26.105	45.474	0.594	76.81	55.089	10
13	71	F2	11 SCHOFIELD / STAINTON	Honda Ireson - The Sand Witch Food Company	10	9:27.242	46.611	1.137	76.66	55.263	6
14	10	F1	3 WEBB / SMITHIES	Suzuki LCR -	10	9:31.759	51.128	4.517	76.05	55.019	9
15	964	F2	12 ANDERSON / TILLEY	Yamaha Jacobs -	10	9:33.842	53.211	2.083	75.78	55.866	4
16	18	F2	13 BLACKWOOD / BLACKWOOD	Suzuki Shelbourne -	9	8:42.921	1 Lap	1 Lap	74.84	56.810	4
17	121	F1	4 LAWRENCE / SNASHALL	Yamaha LCR -	9	8:45.395	1 Lap	2.474	74.49	56.738	9
18	67	F1	5 PETTMAN/ JEFFREY	Suzuki Windle - MJR Racing	9	8:51.197	1 Lap	5.802	73.67	57.325	4

#### NOT CLASSIFIED

DNF	171	F2	HIGH / STAINTON	Honda Baker -	1	1:04.543	9 Laps	8 Laps	67.37	1:04.543	1
DNF	19	F1	MacBRIDE / WILKINSON	Suzuki Baker -	0						

#### FASTEST LAP

114	F1	SMITH / ANDERSON	Suzuki LCR - SDC Performance	3	50.805	85.59 mph	137.75 kph
35	F2	REEVES / WILKES	Suzuki LCR - Reeves Water Services	2	52.060	83.53 mph	134.42 kph

Class F1 - 90% of Race Speed = 75.16 mph

Class F2 - 90% of Race Speed = 73.62 mph

Brands Hatch Indy

Circuit Length = 1.2079 miles

Start: 11:26 Flag 11:34 End: 11:35

Weather / Track : Cloudy / Dry

These results are provisional until the conclusion of any judicial and technical matters.

Clerk Of Course :	Timekeeper :
-------------------	--------------

Results can be found at [www.tsl-timing.com](http://www.tsl-timing.com)

Printed - 11:36 Sunday, 04 October 2015



# BMCR - MRO Championships 2015 - Rnd 9 @ Brands Hatch Indy

## RKB/BMCR F1 & F2 Sidecars

### RACE 3 - LAP CHART

#### LAP 1 @ 11:27:10.550

NO	BEHIND	LAP TIME
114		57.117
35	0.943	58.060
13	1.639	58.756
188	2.631	59.748
11	3.146	1:00.263
8	3.515	1:00.632
92	4.040	1:01.157
9	4.810	1:01.927
88	5.177	1:02.294
95	5.806	1:02.923
14	5.908	1:03.025
71	7.341	1:04.458
171	7.426	1:04.543
17	7.505	1:04.622
964	7.964	1:05.081
18	8.276	1:05.393
10	8.543	1:05.660
67	10.167	1:07.284
121	10.255	1:07.372

#### LAP 2 @ 11:28:01.477

NO	BEHIND	LAP TIME
114		50.927
35	2.076	52.060
13	4.294	53.582
188	5.687	53.983
11	6.261	54.042
8	6.699	54.111
92	8.439	55.326
9	9.328	55.445
88	9.658	55.408
14	9.930	54.949
95	10.942	56.063
17	13.105	56.527
964	13.718	56.681
71	13.898	57.484
18	14.535	57.186
10	15.400	57.784
121	16.636	57.308
67	17.885	58.645

#### LAP 3 @ 11:28:52.282

NO	BEHIND	LAP TIME
114		50.805
35	3.651	52.380
13	7.002	53.513
11	9.589	54.133
188	9.997	55.115
8	10.202	54.308
9	13.616	55.093
14	14.039	54.914
92	14.516	56.882
88	15.206	56.353
95	16.249	56.112
17	17.937	55.637
964	18.842	55.929
71	19.089	55.996
18	20.666	56.936
10	20.909	56.314
121	23.050	57.219
67	24.881	57.801

#### LAP 4 @ 11:29:43.342

NO	BEHIND	LAP TIME
114		51.060
35	4.921	52.330
13	9.085	53.143
11	12.148	53.619
8	13.094	53.952
188	13.385	54.448
14	17.151	54.172
9	17.701	55.145
92	18.705	55.249
88	19.593	55.447
95	20.919	55.730
17	22.434	55.557
964	23.648	55.866
71	23.763	55.734
18	26.416	56.810
10	26.492	56.643
121	28.969	56.979
67	31.146	57.325

#### LAP 5 @ 11:30:34.542

NO	BEHIND	LAP TIME
114		51.200
35	6.408	52.687
13	10.915	53.030
11	14.705	53.757
8	15.864	53.970
188	16.087	53.902
14	20.307	54.356
9	21.517	55.016
92	23.019	55.514
88	24.139	55.746
95	25.571	55.852
17	26.826	55.592
71	28.745	56.182
964	29.017	56.569
18	32.205	56.989
10	32.244	56.952
121	35.585	57.816
67	37.540	57.594

#### LAP 6 @ 11:31:25.939

NO	BEHIND	LAP TIME
114		51.397
35	7.235	52.224
13	12.704	53.186
11	17.055	53.747
8	18.767	54.300
188	19.186	54.496
14	23.463	54.553
9	25.033	54.913
92	27.241	55.619
88	28.015	55.273
95	30.365	56.191
17	31.394	55.965
71	32.611	55.263
964	34.061	56.441
10	37.158	56.311
18	38.588	57.780
121	41.493	57.305
67	43.655	57.512

#### LAP 7 @ 11:32:17.556

NO	BEHIND	LAP TIME
114		51.617
35	8.116	52.498
13	14.271	53.184
11	19.423	53.985
188	22.346	54.777
8	22.414	55.264
9	27.725	54.309
14	30.092	58.246
92	30.982	55.358
88	31.881	55.483
95	34.815	56.067
17	36.129	56.352
71	36.338	55.344
964	38.979	56.535
10	41.365	55.824
18	44.164	57.193
121	47.113	57.237
67	49.497	57.459

#### LAP 8 @ 11:33:09.054

NO	BEHIND	LAP TIME
114		51.498
35	9.236	52.618
13	15.843	53.070
11	22.049	54.124
188	25.198	54.350
8	25.927	55.011
9	31.462	55.235
14	33.272	54.678
92	34.870	55.386
88	36.328	55.945
95	39.114	55.797
17	39.856	55.225
71	40.658	55.818
964	44.482	57.001
10	45.580	55.713
18	49.762	57.096

#### LAP 9 @ 11:34:01.143

NO	BEHIND	LAP TIME
114		52.089
121	1 Lap	57.421
67	1 Lap	58.598
35	9.808	52.661
13	17.244	53.490
11	23.956	53.996
188	27.173	54.064
8	28.419	54.581
9	34.435	55.062
14	35.945	54.762
92	38.207	55.426
88	40.332	56.093
95	42.606	55.581
17	43.306	55.539
71	44.139	55.570
10	48.510	55.019
964	49.413	57.020

#### LAP 10 @ 11:34:54.064

NO	BEHIND	LAP TIME
114		52.921
18	1 Lap	57.538
121	1 Lap	56.738
67	1 Lap	58.979
35	10.923	54.036
13	17.697	53.374
11	25.016	53.981
188	28.448	54.196
8	29.144	53.646
9	36.114	54.600
14	38.293	55.269
92	40.394	55.108
88	42.981	55.570
95	44.880	55.195
17	45.474	55.089
71	46.611	55.393
10	51.128	55.539
964	53.211	56.719

Weather / Track : Cloudy / Dry

Results can be found at [www.tsl-timing.com](http://www.tsl-timing.com)

Brands Hatch Indy  
Circuit Length = 1.2079 miles  
Start: 11:26 Flag 11:34 End: 11:35

Printed - 11:36 Sunday, 04 October 2015

# BMCRC - MRO Championships 2015 - Rnd 9 @ Brands Hatch Indy

## RKB/BMCRC F1 & F2 Sidecars

### RACE 3 - SECTOR ANALYSIS

SECTOR 1 = FL to I1, SECTOR 2 = I1 to FL, DIFF = Difference To Personal Best Lap

P1 114 F1 SMITH / ANDERSON			Suzuki LCR - SDC Performance			
IDEAL LAP TIME : 50.805		BEST LAP TIME : 50.805		DIFFERENCE : 0.000		
LAP	SECTOR 1	SECTOR 2	LAP TIME	MPH	DIFF	TIME OF DAY
1 -		20.924	57.117	76.13	6.312	11:27:10.550
2 -	30.479	20.448	50.927 (2)	85.38	0.122	11:28:01.477
3 -	<b>30.366</b>	<b>20.439</b>	<b>50.805 (1)</b>	<b>85.59</b>		<b>11:28:52.282</b>
4 -	30.545	20.515	51.060 (3)	85.16	0.255	11:29:43.342
5 -	30.612	20.588	51.200	84.93	0.395	11:30:34.542
6 -	30.634	20.763	51.397	84.60	0.592	11:31:25.939
7 -	30.765	20.852	51.617	84.24	0.812	11:32:17.556
8 -	30.738	20.760	51.498	84.44	0.693	11:33:09.054
9 -	30.950	21.139	52.089	83.48	1.284	11:34:01.143
10 -	31.331	21.590	52.921	82.17	2.116	11:34:54.064

P2 35 F2 REEVES / WILKES			Suzuki LCR - Reeves Water Services			
IDEAL LAP TIME : 52.060		BEST LAP TIME : 52.060		DIFFERENCE : 0.000		
LAP	SECTOR 1	SECTOR 2	LAP TIME	MPH	DIFF	TIME OF DAY
1 -		21.134	58.060	74.89	6.000	11:27:11.493
2 -	<b>31.081</b>	<b>20.979</b>	<b>52.060 (1)</b>	<b>83.53</b>		<b>11:28:03.553</b>
3 -	31.313	21.067	52.380	83.02	0.320	11:28:55.933
4 -	31.217	21.113	52.330 (3)	83.09	0.270	11:29:48.263
5 -	31.497	21.190	52.687	82.53	0.627	11:30:40.950
6 -	31.224	21.000	52.224 (2)	83.26	0.164	11:31:33.174
7 -	31.379	21.119	52.498	82.83	0.438	11:32:25.672
8 -	31.441	21.177	52.618	82.64	0.558	11:33:18.290
9 -	31.438	21.223	52.661	82.57	0.601	11:34:10.951
10 -	31.553	22.483	54.036	80.47	1.976	11:35:04.987

P3 13 F2 DIX / PARKER			Suzuki Baker -			
IDEAL LAP TIME : 52.931		BEST LAP TIME : 53.030		DIFFERENCE : 0.099		
LAP	SECTOR 1	SECTOR 2	LAP TIME	MPH	DIFF	TIME OF DAY
1 -		21.769	58.756	74.01	5.726	11:27:12.189
2 -	32.140	<b>21.442</b>	53.582	81.15	0.552	11:28:05.771
3 -	31.813	21.700	53.513	81.26	0.483	11:28:59.284
4 -	31.635	21.508	53.143 (3)	81.82	0.113	11:29:52.427
5 -	<b>31.489</b>	21.541	<b>53.030 (1)</b>	<b>82.00</b>		<b>11:30:45.457</b>
6 -	31.664	21.522	53.186	81.76	0.156	11:31:38.643
7 -	31.742	<b>21.442</b>	53.184	81.76	0.154	11:32:31.827
8 -	31.511	21.559	53.070 (2)	81.94	0.040	11:33:24.897
9 -	31.844	21.646	53.490	81.29	0.460	11:34:18.387
10 -	31.786	21.588	53.374	81.47	0.344	11:35:11.761

P4 11 F2 GILBERT / MORGAN			Yamaha -			
IDEAL LAP TIME : 53.511		BEST LAP TIME : 53.619		DIFFERENCE : 0.108		
LAP	SECTOR 1	SECTOR 2	LAP TIME	MPH	DIFF	TIME OF DAY
1 -		21.894	1:00.263	72.15	6.644	11:27:13.696
2 -	32.383	<b>21.659</b>	54.042	80.46	0.423	11:28:07.738
3 -	32.292	21.841	54.133	80.33	0.514	11:29:01.871
4 -	31.887	21.732	<b>53.619 (1)</b>	<b>81.10</b>		<b>11:29:55.490</b>
5 -	<b>31.852</b>	21.905	53.757 (3)	80.89	0.138	11:30:49.247
6 -	31.941	21.806	53.747 (2)	80.90	0.128	11:31:42.994
7 -	31.958	22.027	53.985	80.55	0.366	11:32:36.979
8 -	32.198	21.926	54.124	80.34	0.505	11:33:31.103
9 -	32.076	21.920	53.996	80.53	0.377	11:34:25.099
10 -	32.021	21.960	53.981	80.55	0.362	11:35:19.080

P5 188 F2 M & R VANNIEUWENHUYSE			Honda Shelbourne - Norton Owners club Flanders Branch			
IDEAL LAP TIME : 53.775		BEST LAP TIME : 53.902		DIFFERENCE : 0.127		
LAP	SECTOR 1	SECTOR 2	LAP TIME	MPH	DIFF	TIME OF DAY

Weather / Track : Cloudy / Dry

Brands Hatch Indy  
Circuit Length = 1.2079 miles  
Start: 11:26 Flag 11:34 End: 11:35



# BMCRC - MRO Championships 2015 - Rnd 9 @ Brands Hatch Indy

## RKB/BMCRC F1 & F2 Sidecars

### RACE 3 - SECTOR ANALYSIS

SECTOR 1 = FL to I1, SECTOR 2 = I1 to FL, DIFF = Difference To Personal Best Lap

1 -		22.084		59.748	72.78	5.846	11:27:13.181
2 -	32.183	21.800		53.983 (2)	80.55	0.081	11:28:07.164
3 -	33.086	22.029		55.115	78.90	1.213	11:29:02.279
4 -	32.528	21.920		54.448	79.86	0.546	11:29:56.727
5 -	32.158	<b>21.744</b>		<b>53.902 (1)</b>	<b>80.67</b>		<b>11:30:50.629</b>
6 -	32.471	22.025		54.496	79.79	0.594	11:31:45.125
7 -	32.208	22.569		54.777	79.38	0.875	11:32:39.902
8 -	32.508	21.842		54.350	80.01	0.448	11:33:34.252
9 -	<b>32.031</b>	22.033		54.064 (3)	80.43	0.162	11:34:28.316
10 -	32.217	21.979		54.196	80.23	0.294	11:35:22.512

P6 8 F2 ILARIA / SAUNDERS			Suzuki Windle -			
IDEAL LAP TIME : 53.640		BEST LAP TIME : 53.646		DIFFERENCE : 0.006		
LAP	SECTOR 1	SECTOR 2	LAP TIME	MPH	DIFF	TIME OF DAY
1 -		22.153	1:00.632	71.72	6.986	11:27:14.065
2 -	32.319	21.792	54.111	80.36	0.465	11:28:08.176
3 -	32.141	22.167	54.308	80.07	0.662	11:29:02.484
4 -	32.127	21.825	53.952 (2)	80.60	0.306	11:29:56.436
5 -	<b>31.977</b>	21.993	53.970 (3)	80.57	0.324	11:30:50.406
6 -	32.356	21.944	54.300	80.08	0.654	11:31:44.706
7 -	32.520	22.744	55.264	78.68	1.618	11:32:39.970
8 -	33.070	21.941	55.011	79.04	1.365	11:33:34.981
9 -	32.630	21.951	54.581	79.67	0.935	11:34:29.562
10 -	31.983	<b>21.663</b>	<b>53.646 (1)</b>	<b>81.06</b>		<b>11:35:23.208</b>

P7 9 F2 MOTT / JONES			Suzuki Baker -			
IDEAL LAP TIME : 54.251		BEST LAP TIME : 54.309		DIFFERENCE : 0.058		
LAP	SECTOR 1	SECTOR 2	LAP TIME	MPH	DIFF	TIME OF DAY
1 -		22.622	1:01.927	70.22	7.618	11:27:15.360
2 -	33.237	22.208	55.445	78.43	1.136	11:28:10.805
3 -	32.869	22.224	55.093	78.93	0.784	11:29:05.898
4 -	32.807	22.338	55.145	78.85	0.836	11:30:01.043
5 -	32.873	22.143	55.016	79.04	0.707	11:30:56.059
6 -	32.698	22.215	54.913 (3)	79.19	0.604	11:31:50.972
7 -	<b>32.293</b>	22.016	<b>54.309 (1)</b>	<b>80.07</b>		<b>11:32:45.281</b>
8 -	32.967	22.268	55.235	78.72	0.926	11:33:40.516
9 -	32.514	22.548	55.062	78.97	0.753	11:34:35.578
10 -	32.642	<b>21.958</b>	54.600 (2)	79.64	0.291	11:35:30.178

P8 14 F2 CHRISTIE / CHRISTIE			Honda CES - Ryedale Pools			
IDEAL LAP TIME : 53.968		BEST LAP TIME : 54.172		DIFFERENCE : 0.204		
LAP	SECTOR 1	SECTOR 2	LAP TIME	MPH	DIFF	TIME OF DAY
1 -		22.725	1:03.025	68.99	8.853	11:27:16.458
2 -	32.893	22.056	54.949	79.13	0.777	11:28:11.407
3 -	32.873	22.041	54.914	79.18	0.742	11:29:06.321
4 -	32.304	<b>21.868</b>	<b>54.172 (1)</b>	<b>80.27</b>		<b>11:30:00.493</b>
5 -	32.121	22.235	54.356 (2)	80.00	0.184	11:30:54.849
6 -	32.309	22.244	54.553 (3)	79.71	0.381	11:31:49.402
7 -	<b>32.100</b>	26.146	58.246	74.65	4.074	11:32:47.648
8 -	32.332	22.346	54.678	79.53	0.506	11:33:42.326
9 -	32.459	22.303	54.762	79.40	0.590	11:34:37.088
10 -	32.757	22.512	55.269	78.68	1.097	11:35:32.357

P9 92 F1 HILDIGE / HILDIGE			Suzuki Windle - Les King			
IDEAL LAP TIME : 54.957		BEST LAP TIME : 55.108		DIFFERENCE : 0.151		
LAP	SECTOR 1	SECTOR 2	LAP TIME	MPH	DIFF	TIME OF DAY
1 -		22.315	1:01.157	71.10	6.049	11:27:14.590
2 -	32.901	22.425	55.326 (3)	78.59	0.218	11:28:09.916
3 -	34.513	22.369	56.882	76.44	1.774	11:29:06.798
4 -	33.027	22.222	55.249 (2)	78.70	0.141	11:30:02.047

Weather / Track : Cloudy / Dry

Brands Hatch Indy  
Circuit Length = 1.2079 miles  
Start: 11:26 Flag 11:34 End: 11:35

# BMCRC - MRO Championships 2015 - Rnd 9 @ Brands Hatch Indy

## RKB/BMCRC F1 & F2 Sidecars

### RACE 3 - SECTOR ANALYSIS

SECTOR 1 = FL to I1, SECTOR 2 = I1 to FL, DIFF = Difference To Personal Best Lap

5 -	33.182	22.332	55.514	78.33	0.406	11:30:57.561
6 -	33.076	22.543	55.619	78.18	0.511	11:31:53.180
7 -	33.300	<b>22.058</b>	55.358	78.55	0.250	11:32:48.538
8 -	33.210	22.176	55.386	78.51	0.278	11:33:43.924
9 -	32.992	22.434	55.426	78.45	0.318	11:34:39.350
10 -	<b>32.899</b>	22.209	<b>55.108 (1)</b>	<b>78.91</b>		<b>11:35:34.458</b>

P10	88 F2	LONGMORE / LONGMORE	Honda DMR -			
IDEAL LAP TIME : 55.214		BEST LAP TIME : 55.273	DIFFERENCE : 0.059			

LAP	SECTOR 1	SECTOR 2	LAP TIME	MPH	DIFF	TIME OF DAY
1 -		22.402	1:02.294	69.80	7.021	11:27:15.727
2 -	33.200	22.208	55.408 (2)	78.48	0.135	11:28:11.135
3 -	33.325	23.028	56.353	77.16	1.080	11:29:07.488
4 -	33.356	22.091	55.447 (3)	78.42	0.174	11:30:02.935
5 -	33.392	22.354	55.746	78.00	0.473	11:30:58.681
6 -	33.223	22.050	<b>55.273 (1)</b>	<b>78.67</b>		<b>11:31:53.954</b>
7 -	33.448	<b>22.035</b>	55.483	78.37	0.210	11:32:49.437
8 -	33.633	22.312	55.945	77.72	0.672	11:33:45.382
9 -	<b>33.179</b>	22.914	56.093	77.52	0.820	11:34:41.475
10 -	33.276	22.294	55.570	78.25	0.297	11:35:37.045

P11	95 F2	REMNANT / TAYLOR	Kawasaki Lumley -			
IDEAL LAP TIME : 55.195		BEST LAP TIME : 55.195	DIFFERENCE : 0.000			

LAP	SECTOR 1	SECTOR 2	LAP TIME	MPH	DIFF	TIME OF DAY
1 -		22.698	1:02.923	69.10	7.728	11:27:16.356
2 -	33.445	22.618	56.063	77.56	0.868	11:28:12.419
3 -	33.312	22.800	56.112	77.49	0.917	11:29:08.531
4 -	33.198	22.532	55.730 (3)	78.02	0.535	11:30:04.261
5 -	33.442	22.410	55.852	77.85	0.657	11:31:00.113
6 -	33.479	22.712	56.191	77.38	0.996	11:31:56.304
7 -	33.467	22.600	56.067	77.56	0.872	11:32:52.371
8 -	33.091	22.706	55.797	77.93	0.602	11:33:48.168
9 -	33.148	22.433	55.581 (2)	78.23	0.386	11:34:43.749
10 -	<b>32.801</b>	<b>22.394</b>	<b>55.195 (1)</b>	<b>78.78</b>		<b>11:35:38.944</b>

P12	17 F2	SCHOFIELD / WHITNALL	Suzuki Windle - Witch eLiquid			
IDEAL LAP TIME : 55.089		BEST LAP TIME : 55.089	DIFFERENCE : 0.000			

LAP	SECTOR 1	SECTOR 2	LAP TIME	MPH	DIFF	TIME OF DAY
1 -		22.911	1:04.622	67.29	9.533	11:27:18.055
2 -	34.123	22.404	56.527	76.92	1.438	11:28:14.582
3 -	33.187	22.450	55.637	78.16	0.548	11:29:10.219
4 -	33.239	22.318	55.557	78.27	0.468	11:30:05.776
5 -	33.321	22.271	55.592	78.22	0.503	11:31:01.368
6 -	33.780	22.185	55.965	77.70	0.876	11:31:57.333
7 -	33.895	22.457	56.352	77.16	1.263	11:32:53.685
8 -	32.932	22.293	55.225 (2)	78.74	0.136	11:33:48.910
9 -	33.344	22.195	55.539 (3)	78.29	0.450	11:34:44.449
10 -	<b>32.921</b>	<b>22.168</b>	<b>55.089 (1)</b>	<b>78.93</b>		<b>11:35:39.538</b>

P13	71 F2	SCHOFIELD / STANTON	Honda Ireson - The Sand Witch Food Company			
IDEAL LAP TIME : 55.169		BEST LAP TIME : 55.263	DIFFERENCE : 0.094			

LAP	SECTOR 1	SECTOR 2	LAP TIME	MPH	DIFF	TIME OF DAY
1 -		23.178	1:04.458	67.46	9.195	11:27:17.891
2 -	34.981	22.503	57.484	75.64	2.221	11:28:15.375
3 -	33.599	22.397	55.996	77.65	0.733	11:29:11.371
4 -	33.147	22.587	55.734	78.02	0.471	11:30:07.105
5 -	33.734	22.448	56.182	77.40	0.919	11:31:03.287
6 -	32.945	<b>22.318</b>	<b>55.263 (1)</b>	<b>78.68</b>		<b>11:31:58.550</b>
7 -	32.957	22.387	55.344 (2)	78.57	0.081	11:32:53.894
8 -	33.458	22.360	55.818	77.90	0.555	11:33:49.712

Weather / Track : Cloudy / Dry

Brands Hatch Indy  
Circuit Length = 1.2079 miles  
Start: 11:26 Flag 11:34 End: 11:35

# BMCRC - MRO Championships 2015 - Rnd 9 @ Brands Hatch Indy

## RKB/BMCRC F1 & F2 Sidecars

### RACE 3 - SECTOR ANALYSIS

SECTOR 1 = FL to I1, SECTOR 2 = I1 to FL, DIFF = Difference To Personal Best Lap

9 -	<b>32.851</b>	22.719	55.570	78.25	0.307	11:34:45.282
10 -	33.029	22.364	55.393 (3)	78.50	0.130	11:35:40.675

P14 10 F1 WEBB / SMITHIES			Suzuki LCR -			
IDEAL LAP TIME : 54.971		BEST LAP TIME : 55.019		DIFFERENCE : 0.048		
LAP	SECTOR 1	SECTOR 2	LAP TIME	MPH	DIFF	TIME OF DAY
1 -		23.514	1:05.660	66.22	10.641	11:27:19.093
2 -	34.790	22.994	57.784	75.25	2.765	11:28:16.877
3 -	33.572	22.742	56.314	77.22	1.295	11:29:13.191
4 -	34.202	22.441	56.643	76.77	1.624	11:30:09.834
5 -	34.223	22.729	56.952	76.35	1.933	11:31:06.786
6 -	33.335	22.976	56.311	77.22	1.292	11:32:03.097
7 -	33.653	22.171	55.824	77.89	0.805	11:32:58.921
8 -	33.429	22.284	55.713 (3)	78.05	0.694	11:33:54.634
9 -	32.855	<b>22.164</b>	<b>55.019 (1)</b>	<b>79.03</b>		<b>11:34:49.653</b>
10 -	<b>32.807</b>	22.732	55.539 (2)	78.29	0.520	11:35:45.192

P15 964 F2 ANDERSON / TILLEY			Yamaha Jacobs -			
IDEAL LAP TIME : 55.731		BEST LAP TIME : 55.866		DIFFERENCE : 0.135		
LAP	SECTOR 1	SECTOR 2	LAP TIME	MPH	DIFF	TIME OF DAY
1 -		23.348	1:05.081	66.81	9.215	11:27:18.514
2 -	34.064	22.617	56.681	76.72	0.815	11:28:15.195
3 -	33.350	22.579	55.929 (2)	77.75	0.063	11:29:11.124
4 -	<b>33.166</b>	22.700	<b>55.866 (1)</b>	<b>77.83</b>		<b>11:30:06.990</b>
5 -	34.004	<b>22.565</b>	56.569	76.87	0.703	11:31:03.559
6 -	33.789	22.652	56.441 (3)	77.04	0.575	11:32:00.000
7 -	33.664	22.871	56.535	76.91	0.669	11:32:56.535
8 -	34.046	22.955	57.001	76.28	1.135	11:33:53.536
9 -	33.978	23.042	57.020	76.26	1.154	11:34:50.556
10 -	33.949	22.770	56.719	76.66	0.853	11:35:47.275

P16 18 F2 BLACKWOOD / BLACKWOOD			Suzuki Shelbourne -			
IDEAL LAP TIME : 56.561		BEST LAP TIME : 56.810		DIFFERENCE : 0.249		
LAP	SECTOR 1	SECTOR 2	LAP TIME	MPH	DIFF	TIME OF DAY
1 -		23.456	1:05.393	66.49	8.583	11:27:18.826
2 -	34.377	22.809	57.186	76.04	0.376	11:28:16.012
3 -	34.123	22.813	56.936 (2)	76.37	0.126	11:29:12.948
4 -	34.113	<b>22.697</b>	<b>56.810 (1)</b>	<b>76.54</b>		<b>11:30:09.758</b>
5 -	<b>33.864</b>	23.125	56.989 (3)	76.30	0.179	11:31:06.747
6 -	34.449	23.331	57.780	75.26	0.970	11:32:04.527
7 -	34.073	23.120	57.193	76.03	0.383	11:33:01.720
8 -	33.873	23.223	57.096	76.16	0.286	11:33:58.816
9 -	34.021	23.517	57.538	75.57	0.728	11:34:56.354

P17 121 F1 LAWRENCE / SNASHALL			Yamaha LCR -			
IDEAL LAP TIME : 56.738		BEST LAP TIME : 56.738		DIFFERENCE : 0.000		
LAP	SECTOR 1	SECTOR 2	LAP TIME	MPH	DIFF	TIME OF DAY
1 -		23.333	1:07.372	64.54	10.634	11:27:20.805
2 -	34.129	23.179	57.308	75.88	0.570	11:28:18.113
3 -	34.285	22.934	57.219 (3)	75.99	0.481	11:29:15.332
4 -	34.289	22.690	56.979 (2)	76.31	0.241	11:30:12.311
5 -	34.775	23.041	57.816	75.21	1.078	11:31:10.127
6 -	34.274	23.031	57.305	75.88	0.567	11:32:07.432
7 -	34.509	22.728	57.237	75.97	0.499	11:33:04.669
8 -	34.537	22.884	57.421	75.73	0.683	11:34:02.090
9 -	<b>34.112</b>	<b>22.626</b>	<b>56.738 (1)</b>	<b>76.64</b>		<b>11:34:58.828</b>

Weather / Track : Cloudy / Dry

Brands Hatch Indy  
Circuit Length = 1.2079 miles  
Start: 11:26 Flag 11:34 End: 11:35

# BMCRC - MRO Championships 2015 - Rnd 9 @ Brands Hatch Indy

## RKB/BMCRC F1 & F2 Sidecars

### RACE 3 - SECTOR ANALYSIS

SECTOR 1 = FL to I1, SECTOR 2 = I1 to FL, DIFF = Difference To Personal Best Lap

<b>P18 67 F1</b>		<b>PETTMAN/ JEFFREY</b>		Suzuki Windle - MJP Racing		
IDEAL LAP TIME : 57.222		BEST LAP TIME : 57.325		DIFFERENCE : 0.103		
LAP	SECTOR 1	SECTOR 2	LAP TIME	MPH	DIFF	TIME OF DAY
1 -		23.664	1:07.284	64.63	9.959	11:27:20.717
2 -	35.115	23.530	58.645	74.15	1.320	11:28:19.362
3 -	34.513	23.288	57.801	75.23	0.476	11:29:17.163
<b>4 -</b>	<b>34.282</b>	23.043	<b>57.325 (1)</b>	<b>75.85</b>		<b>11:30:14.488</b>
5 -	34.654	<b>22.940</b>	57.594	75.50	0.269	11:31:12.082
6 -	34.299	23.213	57.512 <b>(3)</b>	75.61	0.187	11:32:09.594
7 -	34.287	23.172	57.459 <b>(2)</b>	75.68	0.134	11:33:07.053
8 -	35.072	23.526	58.598	74.21	1.273	11:34:05.651
9 -	35.448	23.531	58.979	73.73	1.654	11:35:04.630

<b>P19 171 F2</b>		<b>HIGH / STANTON</b>		Honda Baker -		
IDEAL LAP TIME :		BEST LAP TIME : 1:04.543		DIFFERENCE :		
LAP	SECTOR 1	SECTOR 2	LAP TIME	MPH	DIFF	TIME OF DAY
<b>1 -</b>		<b>23.075</b>	<b>1:04.543 (1)</b>	<b>67.37</b>		<b>11:27:17.976</b>

# BMCRC - MRO Championships 2015 - Rnd 9 @ Brands Hatch Indy

## RKB/BMCRC F1 & F2 Sidecars

### RACE 3 - BEST SECTORS

SECTOR 1				SECTOR 2				IDEAL / BEST COMPARISON				
POS	NO	NAME	TIME	NO	NAME	TIME	POS	NO	NAME	IDEAL	BEST	DIFF
									<b>PERFECT LAP</b>	<b>50.805</b>		
1	114	SMITH / ANDERSON	<b>30.366</b>	114	SMITH / ANDERSON	<b>20.439</b>	1	114	SMITH / ANDERSON	50.805	50.805	0.000
2	35	REEVES / WILKES	<b>31.081</b>	35	REEVES / WILKES	<b>20.979</b>	2	35	REEVES / WILKES	52.060	52.060	0.000
3	13	DIX / PARKER	<b>31.489</b>	13	DIX / PARKER	<b>21.442</b>	3	13	DIX / PARKER	52.931	53.030	0.099
4	11	GILBERT / MORGAN	<b>31.852</b>	11	GILBERT / MORGAN	<b>21.659</b>	4	11	GILBERT / MORGAN	53.511	53.619	0.108
5	8	ILARIA / SAUNDERS	<b>31.977</b>	8	ILARIA / SAUNDERS	<b>21.663</b>	5	8	ILARIA / SAUNDERS	53.640	53.646	0.006
6	188	M & R VANNIEUWENHUYSE	<b>32.031</b>	188	M & R VANNIEUWENHUYSE	<b>21.744</b>	6	188	M & R VANNIEUWEN	53.775	53.902	0.127
7	14	CHRISTIE / CHRISTIE	<b>32.100</b>	14	CHRISTIE / CHRISTIE	<b>21.868</b>	7	14	CHRISTIE / CHRISTIE	53.968	54.172	0.204
8	9	MOTT / JONES	<b>32.293</b>	9	MOTT / JONES	<b>21.958</b>	8	9	MOTT / JONES	54.251	54.309	0.058
9	95	REMNANT / TAYLOR	<b>32.801</b>	88	LONGMORE / LONGMORE	<b>22.035</b>	9	92	HILDIGE / HILDIGE	54.957	55.108	0.151
10	10	WEBB / SMITHIES	<b>32.807</b>	92	HILDIGE / HILDIGE	<b>22.058</b>	10	10	WEBB / SMITHIES	54.971	55.019	0.048
11	71	SCHOFIELD / STAINTON	<b>32.851</b>	10	WEBB / SMITHIES	<b>22.164</b>	11	17	SCHOFIELD / WHITN	55.089	55.089	0.000
12	92	HILDIGE / HILDIGE	<b>32.899</b>	17	SCHOFIELD / WHITNALL	<b>22.168</b>	12	71	SCHOFIELD / STAIN	55.169	55.263	0.094
13	17	SCHOFIELD / WHITNALL	<b>32.921</b>	71	SCHOFIELD / STAINTON	<b>22.318</b>	13	95	REMNANT / TAYLOR	55.195	55.195	0.000
14	964	ANDERSON / TILLEY	<b>33.166</b>	95	REMNANT / TAYLOR	<b>22.394</b>	14	88	LONGMORE / LONGM	55.214	55.273	0.059
15	88	LONGMORE / LONGMORE	<b>33.179</b>	964	ANDERSON / TILLEY	<b>22.565</b>	15	964	ANDERSON / TILLEY	55.731	55.866	0.135
16	18	BLACKWOOD / BLACKWOOD	<b>33.864</b>	121	LAWRENCE / SNASHALL	<b>22.626</b>	16	18	BLACKWOOD / BLAC	56.561	56.810	0.249
17	121	LAWRENCE / SNASHALL	<b>34.112</b>	18	BLACKWOOD / BLACKWOOD	<b>22.697</b>	17	121	LAWRENCE / SNASH	56.738	56.738	0.000
18	67	PETTMAN / JEFFREY	<b>34.282</b>	67	PETTMAN / JEFFREY	<b>22.940</b>	18	67	PETTMAN / JEFFREY	57.222	57.325	0.103
19				171	HIGH / STAINTON	<b>23.075</b>	19	171	HIGH / STAINTON		1:04.543	
20												

Weather / Track : Cloudy / Dry

Results can be found at [www.tsl-timing.com](http://www.tsl-timing.com)

Brands Hatch Indy  
 Circuit Length = 1.2079 miles  
 Start: 11:26 Flag 11:34 End: 11:35

Printed - 11:36 Sunday, 04 October 2015

# BMCRC - MRO Championships 2015 - Rnd 9 @ Brands Hatch Indy

## RKB/BMCRC F1 & F2 Sidecars

### RACE 17 - CLASSIFICATION

POS	NO	CL	PIC NAME	ENTRY	LAPS	TIME	GAP	DIFF	MPH	BEST	ON
1	114	F1	1 SMITH / ANDERSON	Suzuki LCR - SDC Performance	12	10:32.026			82.56	51.560	5
2	35	F2	1 REEVES / WILKES	Suzuki LCR - Reeves Water Services	12	10:43.398	11.372	11.372	81.10	52.862	3
3	13	F2	2 DIX / PARKER	Suzuki Baker -	12	10:54.976	22.950	11.578	79.67	53.430	12
4	118	F1	2 BICKNELL / HAYNES	Suzuki LCR -	12	10:58.874	26.848	3.898	79.20	52.783	10
5	14	F2	3 CHRISTIE / CHRISTIE	Honda CES - Ryedale Pools	12	11:03.125	31.099	4.251	78.69	53.999	11
6	188	F2	4 M & R VANNIEUWENHUYSE	Honda Shelbourne - Norton Owners club Flanders E	12	11:03.936	31.910	0.811	78.59	53.744	11
7	8	F2	5 ILARIA / SAUNDERS	Suzuki Windle -	12	11:04.507	32.481	0.571	78.52	53.973	10
8	11	F2	6 GILBERT / MORGAN	Yamaha -	12	11:06.179	34.153	1.672	78.33	53.913	9
9	9	F2	7 MOTT / JONES	Suzuki Baker -	12	11:15.122	43.096	8.943	77.29	55.004	6
10	88	F2	8 LONGMORE / LONGMORE	Honda DMR -	12	11:15.274	43.248	0.152	77.27	55.174	9
11	92	F1	3 HILDIGE / HILDIGE	Suzuki Windle - Les King	12	11:17.944	45.918	2.670	76.97	55.086	10
12	10	F1	4 WEBB / SMITHIES	Suzuki LCR -	12	11:19.366	47.340	1.422	76.81	54.847	6
13	71	F2	9 SCHOFIELD / STAINTON	Honda Ireson - The Sand Witch Food Company	12	11:22.734	50.708	3.368	76.43	55.566	6
14	136	F1	5 EDWARDS / EDWARDS	Yamaha Rea - Economy Heating Services	12	11:25.031	53.005	2.297	76.17	54.949	11
15	17	F2	10 SCHOFIELD / WHITNALL	Suzuki Windle - Witch eLiquid	12	11:25.647	53.621	0.616	76.10	55.578	6
16	95	F2	11 REMNANT / TAYLOR	Kawasaki Lumley -	12	11:26.623	54.597	0.976	75.99	55.604	8
17	964	F2	12 ANDERSON / TILLEY	Yamaha Jacobs -	11	10:32.470	1 Lap	1 Lap	75.63	55.954	8
18	171	F2	13 HIGH / STAINTON	Honda Baker -	11	10:33.394	1 Lap	0.924	75.52	56.061	7
19	67	F1	6 PETTMAN/ JEFFREY	Suzuki Windle - MJP Racing	11	10:55.049	1 Lap	21.655	73.02	57.972	6
20	121	F1	7 LAWRENCE / SNASHALL	Yamaha LCR -	11	11:22.153	1 Lap	27.104	70.12	1:00.061	9
21	19	F1	8 MacBRIDE / WILKINSON	Suzuki Baker -	9	11:18.916	3 Laps	2 Laps	57.64	1:12.855	9

#### FASTEST LAP

114	F1	SMITH / ANDERSON	Suzuki LCR - SDC Performance	5	51.560	84.34 mph	135.73 kph
35	F2	REEVES / WILKES	Suzuki LCR - Reeves Water Services	3	52.862	82.26 mph	132.38 kph

Class F1 - 90% of Race Speed = 74.30 mph

Class F2 - 90% of Race Speed = 72.99 mph

Brands Hatch Indy  
Circuit Length = 1.2079 miles  
Start: 17:04 Flag 17:15 End: 17:16

Weather / Track : Cloudy / Dry

These results are provisional until the conclusion of any judicial and technical matters.

Clerk Of Course :	Timekeeper :
-------------------	--------------

Results can be found at [www.tsl-timing.com](http://www.tsl-timing.com)

Printed - 17:16 Sunday, 04 October 2015





# BMCRC - MRO Championships 2015 - Rnd 9 @ Brands Hatch Indy

## RKB/BMCRC F1 & F2 Sidecars

### RACE 17 - SECTOR ANALYSIS

SECTOR 1 = FL to I1, SECTOR 2 = I1 to FL, DIFF = Difference To Personal Best Lap

P1 114 F1 SMITH / ANDERSON			Suzuki LCR - SDC Performance			
IDEAL LAP TIME : 51.560		BEST LAP TIME : 51.560		DIFFERENCE : 0.000		
LAP	SECTOR 1	SECTOR 2	LAP TIME	MPH	DIFF	TIME OF DAY
1 -		21.274	58.458	74.38	6.898	17:05:29.881
2 -	31.359	21.021	52.380	83.02	0.820	17:06:22.261
3 -	31.090	20.877	51.967	83.68	0.407	17:07:14.228
4 -	31.131	20.759	51.890	83.80	0.330	17:08:06.118
5 -	<b>30.925</b>	<b>20.635</b>	<b>51.560 (1)</b>	<b>84.34</b>		<b>17:08:57.678</b>
6 -	31.077	20.708	51.785 (3)	83.97	0.225	17:09:49.463
7 -	31.483	20.818	52.301	83.14	0.741	17:10:41.764
8 -	31.001	20.689	51.690 (2)	84.12	0.130	17:11:33.454
9 -	31.374	20.836	52.210	83.29	0.650	17:12:25.664
10 -	31.109	21.845	52.954	82.12	1.394	17:13:18.618
11 -	31.177	21.029	52.206	83.29	0.646	17:14:10.824
12 -	31.207	21.418	52.625	82.63	1.065	17:15:03.449

P2 35 F2 REEVES / WILKES			Suzuki LCR - Reeves Water Services			
IDEAL LAP TIME : 52.715		BEST LAP TIME : 52.862		DIFFERENCE : 0.147		
LAP	SECTOR 1	SECTOR 2	LAP TIME	MPH	DIFF	TIME OF DAY
1 -		21.602	58.129	74.80	5.267	17:05:29.552
2 -	32.297	21.526	53.823	80.79	0.961	17:06:23.375
3 -	31.581	21.281	<b>52.862 (1)</b>	<b>82.26</b>		<b>17:07:16.237</b>
4 -	32.279	21.349	53.628	81.08	0.766	17:08:09.865
5 -	31.693	21.303	52.996	82.05	0.134	17:09:02.861
6 -	31.624	21.294	52.918 (3)	82.17	0.056	17:09:55.779
7 -	31.879	21.761	53.640	81.07	0.778	17:10:49.419
8 -	31.844	21.308	53.152	81.81	0.290	17:11:42.571
9 -	31.583	21.366	52.949	82.12	0.087	17:12:35.520
10 -	31.748	<b>21.257</b>	53.005	82.04	0.143	17:13:28.525
11 -	31.929	21.478	53.407	81.42	0.545	17:14:21.932
12 -	<b>31.458</b>	21.431	52.889 (2)	82.22	0.027	17:15:14.821

P3 13 F2 DIX / PARKER			Suzuki Baker -			
IDEAL LAP TIME : 53.375		BEST LAP TIME : 53.430		DIFFERENCE : 0.055		
LAP	SECTOR 1	SECTOR 2	LAP TIME	MPH	DIFF	TIME OF DAY
1 -		21.888	1:00.094	72.36	6.664	17:05:31.517
2 -	32.645	21.715	54.360	79.99	0.930	17:06:25.877
3 -	32.265	21.676	53.941	80.61	0.511	17:07:19.818
4 -	32.270	21.761	54.031	80.48	0.601	17:08:13.849
5 -	32.075	21.650	53.725 (2)	80.94	0.295	17:09:07.574
6 -	32.149	21.613	53.762 (3)	80.88	0.332	17:10:01.336
7 -	32.169	21.719	53.888	80.69	0.458	17:10:55.224
8 -	33.596	21.989	55.585	78.23	2.155	17:11:50.809
9 -	32.195	21.790	53.985	80.55	0.555	17:12:44.794
10 -	32.019	21.868	53.887	80.69	0.457	17:13:38.681
11 -	<b>31.870</b>	22.418	54.288	80.10	0.858	17:14:32.969
12 -	31.925	<b>21.505</b>	<b>53.430 (1)</b>	<b>81.38</b>		<b>17:15:26.399</b>

P4 118 F1 BICKNELL / HAYNES			Suzuki LCR -			
IDEAL LAP TIME : 52.523		BEST LAP TIME : 52.783		DIFFERENCE : 0.260		
LAP	SECTOR 1	SECTOR 2	LAP TIME	MPH	DIFF	TIME OF DAY
1 -		22.428	1:04.424	67.49	11.641	17:05:35.847
2 -	33.087	22.313	55.400	78.49	2.617	17:06:31.247
3 -	32.168	22.331	54.499	79.79	1.716	17:07:25.746
4 -	33.317	21.884	55.201	78.77	2.418	17:08:20.947
5 -	31.973	<b>21.035</b>	53.008 (2)	82.03	0.225	17:09:13.955
6 -	32.818	21.884	54.702	79.49	1.919	17:10:08.657
7 -	32.846	21.271	54.117	80.35	1.334	17:11:02.774
8 -	33.056	21.365	54.421	79.90	1.638	17:11:57.195
9 -	31.709	22.043	53.752	80.90	0.969	17:12:50.947

Weather / Track : Cloudy / Dry

Brands Hatch Indy  
Circuit Length = 1.2079 miles  
Start: 17:04 Flag 17:15 End: 17:16



# BMCRC - MRO Championships 2015 - Rnd 9 @ Brands Hatch Indy

## RKB/BMCRC F1 & F2 Sidecars

### RACE 17 - SECTOR ANALYSIS

SECTOR 1 = FL to I1, SECTOR 2 = I1 to FL, DIFF = Difference To Personal Best Lap

10 -	<b>31.488</b>	21.295	<b>52.783 (1)</b>	<b>82.38</b>			<b>17:13:43.730</b>
11 -	31.954	21.111	53.065 (3)	81.94	0.282		17:14:36.795
12 -	32.432	21.070	53.502	81.27	0.719		17:15:30.297

<b>P5</b>	<b>14 F2</b>	<b>CHRISTIE / CHRISTIE</b>	Honda CES - Ryedale Pools				
IDEAL LAP TIME : 53.831		BEST LAP TIME : 53.999	DIFFERENCE : 0.168				
LAP	SECTOR 1	SECTOR 2	LAP TIME	MPH	DIFF	TIME OF DAY	
1 -		22.488	1:01.706	70.47	7.707	17:05:33.129	
2 -	33.446	21.988	55.434	78.44	1.435	17:06:28.563	
3 -	32.829	21.892	54.721	79.46	0.722	17:07:23.284	
4 -	32.255	22.931	55.186	78.79	1.187	17:08:18.470	
5 -	32.731	21.923	54.654	79.56	0.655	17:09:13.124	
6 -	32.883	22.137	55.020	79.03	1.021	17:10:08.144	
7 -	32.107	22.111	54.218 (3)	80.20	0.219	17:11:02.362	
8 -	32.423	22.219	54.642	79.58	0.643	17:11:57.004	
9 -	<b>32.000</b>	22.645	54.645	79.57	0.646	17:12:51.649	
10 -	32.114	21.964	54.078 (2)	80.41	0.079	17:13:45.727	
11 -	32.017	21.982	<b>53.999 (1)</b>	<b>80.53</b>		<b>17:14:39.726</b>	
12 -	32.991	<b>21.831</b>	54.822	79.32	0.823	17:15:34.548	

<b>P6</b>	<b>188 F2</b>	<b>M &amp; R VANNIEUWENHUYSE</b>	Honda Shelbourne - Norton Owners club Flanders Branch				
IDEAL LAP TIME : 53.744		BEST LAP TIME : 53.744	DIFFERENCE : 0.000				
LAP	SECTOR 1	SECTOR 2	LAP TIME	MPH	DIFF	TIME OF DAY	
1 -		22.488	1:01.429	70.78	7.685	17:05:32.852	
2 -	32.686	22.260	54.946	79.14	1.202	17:06:27.798	
3 -	33.042	21.971	55.013	79.04	1.269	17:07:22.811	
4 -	32.516	22.996	55.512	78.33	1.768	17:08:18.323	
5 -	32.691	22.029	54.720	79.47	0.976	17:09:13.043	
6 -	33.481	22.256	55.737	78.02	1.993	17:10:08.780	
7 -	32.264	21.924	54.188 (3)	80.25	0.444	17:11:02.968	
8 -	32.927	22.284	55.211	78.76	1.467	17:11:58.179	
9 -	32.698	21.920	54.618	79.61	0.874	17:12:52.797	
10 -	32.298	21.846	54.144 (2)	80.31	0.400	17:13:46.941	
11 -	<b>31.948</b>	<b>21.796</b>	<b>53.744 (1)</b>	<b>80.91</b>		<b>17:14:40.685</b>	
12 -	32.821	21.853	54.674	79.53	0.930	17:15:35.359	

<b>P7</b>	<b>8 F2</b>	<b>ILARIA / SAUNDERS</b>	Suzuki Windle -				
IDEAL LAP TIME : 53.908		BEST LAP TIME : 53.973	DIFFERENCE : 0.065				
LAP	SECTOR 1	SECTOR 2	LAP TIME	MPH	DIFF	TIME OF DAY	
1 -		22.228	1:01.017	71.26	7.044	17:05:32.440	
2 -	32.997	22.100	55.097	78.92	1.124	17:06:27.537	
3 -	34.151	22.077	56.228	77.33	2.255	17:07:23.765	
4 -	32.565	22.282	54.847	79.28	0.874	17:08:18.612	
5 -	32.774	21.971	54.745	79.43	0.772	17:09:13.357	
6 -	32.944	22.119	55.063	78.97	1.090	17:10:08.420	
7 -	<b>32.346</b>	22.050	54.396	79.94	0.423	17:11:02.816	
8 -	34.028	22.206	56.234	77.33	2.261	17:11:59.050	
9 -	32.431	21.862	54.293 (3)	80.09	0.320	17:12:53.343	
10 -	32.411	<b>21.562</b>	<b>53.973 (1)</b>	<b>80.56</b>		<b>17:13:47.316</b>	
11 -	32.361	21.879	54.240 (2)	80.17	0.267	17:14:41.556	
12 -	32.381	21.993	54.374	79.97	0.401	17:15:35.930	

<b>P8</b>	<b>11 F2</b>	<b>GILBERT / MORGAN</b>	Yamaha -				
IDEAL LAP TIME : 53.913		BEST LAP TIME : 53.913	DIFFERENCE : 0.000				
LAP	SECTOR 1	SECTOR 2	LAP TIME	MPH	DIFF	TIME OF DAY	
1 -		22.695	1:01.615	70.57	7.702	17:05:33.038	
2 -	33.399	22.153	55.552	78.27	1.639	17:06:28.590	
3 -	33.583	22.165	55.748	78.00	1.835	17:07:24.338	
4 -	32.647	22.592	55.239	78.72	1.326	17:08:19.577	
5 -	32.484	22.195	54.679	79.52	0.766	17:09:14.256	

Weather / Track : Cloudy / Dry

Brands Hatch Indy  
Circuit Length = 1.2079 miles  
Start: 17:04 Flag 17:15 End: 17:16

# BMCRC - MRO Championships 2015 - Rnd 9 @ Brands Hatch Indy

## RKB/BMCRC F1 & F2 Sidecars

### RACE 17 - SECTOR ANALYSIS

SECTOR 1 = FL to I1, SECTOR 2 = I1 to FL, DIFF = Difference To Personal Best Lap

6 -	32.990	22.260	55.250	78.70	1.337	17:10:09.506
7 -	32.246	21.984	54.230 (2)	80.18	0.317	17:11:03.736
8 -	33.034	23.141	56.175	77.41	2.262	17:11:59.911
<b>9 -</b>	<b>32.023</b>	<b>21.890</b>	<b>53.913 (1)</b>	<b>80.65</b>		<b>17:12:53.824</b>
10 -	32.720	22.407	55.127	78.88	1.214	17:13:48.951
11 -	32.145	22.124	54.269 (3)	80.13	0.356	17:14:43.220
12 -	32.266	22.116	54.382	79.96	0.469	17:15:37.602

P9 9 F2 MOTT / JONES			Suzuki Baker -			
IDEAL LAP TIME : 54.944		BEST LAP TIME : 55.004		DIFFERENCE : 0.060		
LAP	SECTOR 1	SECTOR 2	LAP TIME	MPH	DIFF	TIME OF DAY
1 -		22.720	1:02.452	69.63	7.448	17:05:33.875
2 -	33.166	22.833	55.999	77.65	0.995	17:06:29.874
3 -	32.995	22.477	55.472	78.39	0.468	17:07:25.346
4 -	33.337	22.439	55.776	77.96	0.772	17:08:21.122
5 -	33.502	<b>22.228</b>	55.730	78.02	0.726	17:09:16.852
<b>6 -</b>	<b>32.716</b>	22.288	<b>55.004 (1)</b>	<b>79.05</b>		<b>17:10:11.856</b>
7 -	32.798	22.344	55.142 (2)	78.86	0.138	17:11:06.998
8 -	32.776	22.924	55.700	78.07	0.696	17:12:02.698
9 -	32.955	22.457	55.412	78.47	0.408	17:12:58.110
10 -	32.915	22.354	55.269 (3)	78.68	0.265	17:13:53.379
11 -	34.033	22.450	56.483	76.98	1.479	17:14:49.862
12 -	33.509	23.174	56.683	76.71	1.679	17:15:46.545

P10 88 F2 LONGMORE / LONGMORE			Honda DMR -			
IDEAL LAP TIME : 54.956		BEST LAP TIME : 55.174		DIFFERENCE : 0.218		
LAP	SECTOR 1	SECTOR 2	LAP TIME	MPH	DIFF	TIME OF DAY
1 -		22.823	1:03.151	68.85	7.977	17:05:34.574
2 -	33.188	22.391	55.579	78.24	0.405	17:06:30.153
3 -	33.629	22.449	56.078	77.54	0.904	17:07:26.231
4 -	33.469	22.348	55.817	77.90	0.643	17:08:22.048
5 -	33.358	22.451	55.809	77.91	0.635	17:09:17.857
6 -	32.979	<b>22.205</b>	55.184 (2)	78.80	0.010	17:10:13.041
7 -	33.106	22.291	55.397	78.49	0.223	17:11:08.438
8 -	32.867	22.388	55.255 (3)	78.70	0.081	17:12:03.693
<b>9 -</b>	<b>32.751</b>	22.423	<b>55.174 (1)</b>	<b>78.81</b>		<b>17:12:58.867</b>
10 -	33.026	22.379	55.405	78.48	0.231	17:13:54.272
11 -	33.678	22.327	56.005	77.64	0.831	17:14:50.277
12 -	33.083	23.337	56.420	77.07	1.246	17:15:46.697

P11 92 F1 HILDIGE / HILDIGE			Suzuki Windle - Les King			
IDEAL LAP TIME : 55.032		BEST LAP TIME : 55.086		DIFFERENCE : 0.054		
LAP	SECTOR 1	SECTOR 2	LAP TIME	MPH	DIFF	TIME OF DAY
1 -		23.096	1:03.226	68.77	8.140	17:05:34.649
2 -	34.062	22.385	56.447	77.03	1.361	17:06:31.096
3 -	34.083	22.464	56.547	76.90	1.461	17:07:27.643
4 -	33.641	22.422	56.063	77.56	0.977	17:08:23.706
5 -	33.659	22.219	55.878	77.82	0.792	17:09:19.584
6 -	33.329	22.338	55.667	78.11	0.581	17:10:15.251
7 -	33.460	22.205	55.665 (3)	78.12	0.579	17:11:10.916
8 -	33.532	22.209	55.741	78.01	0.655	17:12:06.657
9 -	33.145	<b>22.077</b>	55.222 (2)	78.74	0.136	17:13:01.879
<b>10 -</b>	<b>32.955</b>	22.131	<b>55.086 (1)</b>	<b>78.94</b>		<b>17:13:56.965</b>
11 -	33.021	22.947	55.968	77.69	0.882	17:14:52.933
12 -	33.549	22.885	56.434	77.05	1.348	17:15:49.367

P12 10 F1 WEBB / SMITHIES			Suzuki LCR -			
IDEAL LAP TIME : 54.831		BEST LAP TIME : 54.847		DIFFERENCE : 0.016		
LAP	SECTOR 1	SECTOR 2	LAP TIME	MPH	DIFF	TIME OF DAY
1 -		23.120	1:04.925	66.97	10.078	17:05:36.348

Weather / Track : Cloudy / Dry

Brands Hatch Indy  
Circuit Length = 1.2079 miles  
Start: 17:04 Flag 17:15 End: 17:16

# BMCRC - MRO Championships 2015 - Rnd 9 @ Brands Hatch Indy

## RKB/BMCRC F1 & F2 Sidecars

### RACE 17 - SECTOR ANALYSIS

SECTOR 1 = FL to I1, SECTOR 2 = I1 to FL, DIFF = Difference To Personal Best Lap

2 -	34.919	22.451	57.370	75.79	2.523	17:06:33.718
3 -	34.372	22.391	56.763	76.60	1.916	17:07:30.481
4 -	33.149	22.203	55.352	78.56	0.505	17:08:25.833
5 -	34.393	22.164	56.557	76.88	1.710	17:09:22.390
<b>6 -</b>	<b>32.907</b>	21.940	<b>54.847 (1)</b>	<b>79.28</b>		<b>17:10:17.237</b>
7 -	33.087	22.259	55.346 (3)	78.57	0.499	17:11:12.583
8 -	33.336	22.119	55.455	78.41	0.608	17:12:08.038
9 -	32.944	<b>21.924</b>	54.868 (2)	79.25	0.021	17:13:02.906
10 -	32.992	22.697	55.689	78.08	0.842	17:13:58.595
11 -	33.407	22.141	55.548	78.28	0.701	17:14:54.143
12 -	33.959	22.687	56.646	76.76	1.799	17:15:50.789

P13 71 F2 SCHOFIELD / STANTON			Honda Ireson - The Sand Witch Food Company			
IDEAL LAP TIME : 55.375		BEST LAP TIME : 55.566	DIFFERENCE : 0.191			
LAP	SECTOR 1	SECTOR 2	LAP TIME	MPH	DIFF	TIME OF DAY

1 -		23.277	1:04.551	67.36	8.985	17:05:35.974
2 -	34.962	22.615	57.577	75.52	2.011	17:06:33.551
3 -	33.121	22.498	55.619 (3)	78.18	0.053	17:07:29.170
4 -	33.461	22.390	55.851	77.86	0.285	17:08:25.021
5 -	33.633	22.466	56.099	77.51	0.533	17:09:21.120
<b>6 -</b>	<b>33.180</b>	<b>22.386</b>	<b>55.566 (1)</b>	<b>78.26</b>		<b>17:10:16.686</b>
7 -	33.227	22.743	55.970	77.69	0.404	17:11:12.656
8 -	33.422	23.070	56.492	76.97	0.926	17:12:09.148
9 -	33.419	22.696	56.115	77.49	0.549	17:13:05.263
10 -	<b>32.989</b>	22.618	55.607 (2)	78.20	0.041	17:14:00.870
11 -	33.327	22.398	55.725	78.03	0.159	17:14:56.595
12 -	34.772	22.790	57.562	75.54	1.996	17:15:54.157

P14 136 F1 EDWARDS / EDWARDS			Yamaha Rea - Economy Heating Services			
IDEAL LAP TIME : 54.708		BEST LAP TIME : 54.949	DIFFERENCE : 0.241			
LAP	SECTOR 1	SECTOR 2	LAP TIME	MPH	DIFF	TIME OF DAY

1 -		23.733	1:08.013	63.93	13.064	17:05:39.436
2 -	34.977	22.896	57.873	75.14	2.924	17:06:37.309
3 -	34.350	22.768	57.118	76.13	2.169	17:07:34.427
4 -	33.797	22.695	56.492	76.97	1.543	17:08:30.919
5 -	34.575	22.246	56.821	76.53	1.872	17:09:27.740
6 -	33.493	22.288	55.781	77.95	0.832	17:10:23.521
7 -	33.406	21.968	55.374 (3)	78.53	0.425	17:11:18.895
8 -	33.300	22.345	55.645	78.14	0.696	17:12:14.540
9 -	33.784	22.444	56.228	77.33	1.279	17:13:10.768
10 -	33.657	<b>21.939</b>	55.596	78.21	0.647	17:14:06.364
<b>11 -</b>	<b>32.769</b>	22.180	<b>54.949 (1)</b>	<b>79.13</b>		<b>17:15:01.313</b>
12 -	33.026	22.115	55.141 (2)	78.86	0.192	17:15:56.454

P15 17 F2 SCHOFIELD / WHITNALL			Suzuki Windle - Witch eLiquid			
IDEAL LAP TIME : 55.274		BEST LAP TIME : 55.578	DIFFERENCE : 0.304			
LAP	SECTOR 1	SECTOR 2	LAP TIME	MPH	DIFF	TIME OF DAY

1 -		23.159	1:04.630	67.28	9.052	17:05:36.053
2 -	34.433	23.285	57.718	75.34	2.140	17:06:33.771
3 -	34.410	23.606	58.016	74.95	2.438	17:07:31.787
4 -	33.973	23.123	57.096	76.16	1.518	17:08:28.883
5 -	33.419	22.361	55.780 (3)	77.95	0.202	17:09:24.663
<b>6 -</b>	<b>33.125</b>	22.453	<b>55.578 (1)</b>	<b>78.24</b>		<b>17:10:20.241</b>
7 -	33.574	<b>22.149</b>	55.723 (2)	78.03	0.145	17:11:15.964
8 -	33.313	22.874	56.187	77.39	0.609	17:12:12.151
9 -	33.727	22.374	56.101	77.51	0.523	17:13:08.252
10 -	33.486	22.489	55.975	77.68	0.397	17:14:04.227
11 -	34.054	22.576	56.630	76.78	1.052	17:15:00.857
12 -	33.661	22.552	56.213	77.35	0.635	17:15:57.070

Weather / Track : Cloudy / Dry

Brands Hatch Indy  
Circuit Length = 1.2079 miles  
Start: 17:04 Flag 17:15 End: 17:16

# BMCRC - MRO Championships 2015 - Rnd 9 @ Brands Hatch Indy

## RKB/BMCRC F1 & F2 Sidecars

### RACE 17 - SECTOR ANALYSIS

SECTOR 1 = FL to I1, SECTOR 2 = I1 to FL, DIFF = Difference To Personal Best Lap

P16 95 F2 REMNANT / TAYLOR			Kawasaki Lumley -			
IDEAL LAP TIME : 55.604		BEST LAP TIME : 55.604		DIFFERENCE : 0.000		
LAP	SECTOR 1	SECTOR 2	LAP TIME	MPH	DIFF	TIME OF DAY
1 -		22.878	1:03.947	68.00	8.343	17:05:35.370
2 -	34.486	22.631	57.117	76.13	1.513	17:06:32.487
3 -	34.292	22.845	57.137	76.10	1.533	17:07:29.624
4 -	33.598	22.702	56.300	77.23	0.696	17:08:25.924
5 -	34.362	23.346	57.708	75.35	2.104	17:09:23.632
6 -	33.244	22.485	55.729 (2)	78.03	0.125	17:10:19.361
7 -	33.341	22.690	56.031 (3)	77.61	0.427	17:11:15.392
8 -	<b>33.207</b>	<b>22.397</b>	<b>55.604 (1)</b>	<b>78.20</b>		<b>17:12:10.996</b>
9 -	34.595	22.598	57.193	76.03	1.589	17:13:08.189
10 -	34.128	22.810	56.938	76.37	1.334	17:14:05.127
11 -	33.234	23.033	56.267	77.28	0.663	17:15:01.394
12 -	34.012	22.640	56.652	76.75	1.048	17:15:58.046

P17 964 F2 ANDERSON / TILLEY			Yamaha Jacobs -			
IDEAL LAP TIME : 55.954		BEST LAP TIME : 55.954		DIFFERENCE : 0.000		
LAP	SECTOR 1	SECTOR 2	LAP TIME	MPH	DIFF	TIME OF DAY
1 -		23.419	1:05.784	66.10	9.830	17:05:37.207
2 -	34.929	22.733	57.662	75.41	1.708	17:06:34.869
3 -	34.327	22.874	57.201	76.02	1.247	17:07:32.070
4 -	34.179	22.719	56.898	76.42	0.944	17:08:28.968
5 -	34.082	22.709	56.791	76.57	0.837	17:09:25.759
6 -	33.622	22.698	56.320 (3)	77.21	0.366	17:10:22.079
7 -	33.462	22.671	56.133 (2)	77.46	0.179	17:11:18.212
8 -	<b>33.290</b>	<b>22.664</b>	<b>55.954 (1)</b>	<b>77.71</b>		<b>17:12:14.166</b>
9 -	33.976	22.796	56.772	76.59	0.818	17:13:10.938
10 -	33.585	22.825	56.410	77.08	0.456	17:14:07.348
11 -	33.669	22.876	56.545	76.90	0.591	17:15:03.893

P18 171 F2 HIGH / STANTON			Honda Baker -			
IDEAL LAP TIME : 55.856		BEST LAP TIME : 56.061		DIFFERENCE : 0.205		
LAP	SECTOR 1	SECTOR 2	LAP TIME	MPH	DIFF	TIME OF DAY
1 -		23.004	1:06.446	65.44	10.385	17:05:37.869
2 -	34.787	22.563	57.350	75.82	1.289	17:06:35.219
3 -	34.395	22.604	56.999	76.29	0.938	17:07:32.218
4 -	34.414	22.614	57.028	76.25	0.967	17:08:29.246
5 -	34.247	22.408	56.655	76.75	0.594	17:09:25.901
6 -	33.916	22.452	56.368 (2)	77.14	0.307	17:10:22.269
7 -	<b>33.549</b>	22.512	<b>56.061 (1)</b>	<b>77.56</b>		<b>17:11:18.330</b>
8 -	34.073	22.506	56.579	76.85	0.518	17:12:14.909
9 -	34.227	<b>22.307</b>	56.534 (3)	76.92	0.473	17:13:11.443
10 -	34.156	22.558	56.714	76.67	0.653	17:14:08.157
11 -	33.911	22.749	56.660	76.74	0.599	17:15:04.817

P19 67 F1 PETTMAN/ JEFFREY			Suzuki Windle - MJP Racing			
IDEAL LAP TIME : 57.972		BEST LAP TIME : 57.972		DIFFERENCE : 0.000		
LAP	SECTOR 1	SECTOR 2	LAP TIME	MPH	DIFF	TIME OF DAY
1 -		23.914	1:07.854	64.08	9.882	17:05:39.277
2 -	35.898	23.240	59.138	73.53	1.166	17:06:38.415
3 -	35.070	23.400	58.470 (3)	74.37	0.498	17:07:36.885
4 -	34.921	23.435	58.356 (2)	74.51	0.384	17:08:35.241
5 -	34.940	24.066	59.006	73.69	1.034	17:09:34.247
6 -	<b>34.754</b>	<b>23.218</b>	<b>57.972 (1)</b>	<b>75.01</b>		<b>17:10:32.219</b>
7 -	35.080	23.495	58.575	74.23	0.603	17:11:30.794
8 -	35.596	23.419	59.015	73.68	1.043	17:12:29.809
9 -	35.325	23.252	58.577	74.23	0.605	17:13:28.386
10 -	36.133	23.340	59.473	73.11	1.501	17:14:27.859
11 -	35.138	23.475	58.613	74.19	0.641	17:15:26.472

Weather / Track : Cloudy / Dry

Brands Hatch Indy  
Circuit Length = 1.2079 miles  
Start: 17:04 Flag 17:15 End: 17:16

# BMCRG - MRO Championships 2015 - Rnd 9 @ Brands Hatch Indy

## RKB/BMCRG F1 & F2 Sidecars

### RACE 17 - SECTOR ANALYSIS

SECTOR 1 = FL to I1, SECTOR 2 = I1 to FL, DIFF = Difference To Personal Best Lap

<b>P20 121 F1 LAWRENCE / SNASHALL</b>		Yamaha LCR -				
IDEAL LAP TIME : 59.688		BEST LAP TIME : 1:00.061		DIFFERENCE : 0.373		
LAP	SECTOR 1	SECTOR 2	LAP TIME	MPH	DIFF	TIME OF DAY
1 -		23.721	1:08.223	63.74	8.162	17:05:39.646
2 -	36.410	24.317	1:00.727	71.60	0.666	17:06:40.373
3 -	37.380	24.788	1:02.168	69.94	2.107	17:07:42.541
4 -	38.035	24.381	1:02.416	69.67	2.355	17:08:44.957
5 -	37.759	24.269	1:02.028	70.10	1.967	17:09:46.985
6 -	36.908	25.904	1:02.812	69.23	2.751	17:10:49.797
7 -	37.351	23.980	1:01.331	70.90	1.270	17:11:51.128
8 -	36.943	24.284	1:01.227	71.02	1.166	17:12:52.355
<b>9 -</b>	<b>36.060</b>	24.001	<b>1:00.061 (1)</b>	<b>72.40</b>		<b>17:13:52.416</b>
10 -	36.735	23.853	1:00.588 (3)	71.77	0.527	17:14:53.004
11 -	36.944	<b>23.628</b>	1:00.572 (2)	71.79	0.511	17:15:53.576

<b>P21 19 F1 MacBRIDE / WILKINSON</b>		Suzuki Baker -				
IDEAL LAP TIME : 1:12.345		BEST LAP TIME : 1:12.855		DIFFERENCE : 0.510		
LAP	SECTOR 1	SECTOR 2	LAP TIME	MPH	DIFF	TIME OF DAY
1 -		<b>28.576</b>	1:24.376	51.53	11.521	17:05:55.799
2 -	44.385	29.460	1:13.845 (3)	58.88	0.990	17:07:09.644
3 -	44.016	29.465	1:13.481 (2)	59.17	0.626	17:08:23.125
4 -	45.948	29.201	1:15.149	57.86	2.294	17:09:38.274
5 -	44.456	29.662	1:14.118	58.67	1.263	17:10:52.392
6 -	43.993	30.462	1:14.455	58.40	1.600	17:12:06.847
7 -	47.380	29.300	1:16.680	56.71	3.825	17:13:23.527
8 -	44.677	29.280	1:13.957	58.79	1.102	17:14:37.484
<b>9 -</b>	<b>43.769</b>	29.086	<b>1:12.855 (1)</b>	<b>59.68</b>		<b>17:15:50.339</b>

# BMCRC - MRO Championships 2015 - Rnd 9 @ Brands Hatch Indy

## RKB/BMCRC F1 & F2 Sidecars

### RACE 17 - BEST SECTORS

SECTOR 1			SECTOR 2			IDEAL / BEST COMPARISON						
POS	NO	NAME	TIME	NO	NAME	TIME	POS	NO	NAME	IDEAL	BEST	DIFF
									<b>PERFECT LAP</b>	<b>51.560</b>		
1	114	SMITH / ANDERSON	<b>30.925</b>	114	SMITH / ANDERSON	<b>20.635</b>	1	114	SMITH / ANDERSON	51.560	51.560	0.000
2	35	REEVES / WILKES	<b>31.458</b>	118	BICKNELL / HAYNES	<b>21.035</b>	2	118	BICKNELL / HAYNES	52.523	52.783	0.260
3	118	BICKNELL / HAYNES	<b>31.488</b>	35	REEVES / WILKES	<b>21.257</b>	3	35	REEVES / WILKES	52.715	52.862	0.147
4	13	DIX / PARKER	<b>31.870</b>	13	DIX / PARKER	<b>21.505</b>	4	13	DIX / PARKER	53.375	53.430	0.055
5	188	M & R VANNIEUWENHUYSE	<b>31.948</b>	8	ILARIA / SAUNDERS	<b>21.562</b>	5	188	M & R VANNIEUWEN	53.744	53.744	0.000
6	14	CHRISTIE / CHRISTIE	<b>32.000</b>	188	M & R VANNIEUWENHUYSE	<b>21.796</b>	6	14	CHRISTIE / CHRISTIE	53.831	53.999	0.168
7	11	GILBERT / MORGAN	<b>32.023</b>	14	CHRISTIE / CHRISTIE	<b>21.831</b>	7	8	ILARIA / SAUNDERS	53.908	53.973	0.065
8	8	ILARIA / SAUNDERS	<b>32.346</b>	11	GILBERT / MORGAN	<b>21.890</b>	8	11	GILBERT / MORGAN	53.913	53.913	0.000
9	9	MOTT / JONES	<b>32.716</b>	10	WEBB / SMITHIES	<b>21.924</b>	9	136	EDWARDS / EDWAR	54.708	54.949	0.241
10	88	LONGMORE / LONGMORE	<b>32.751</b>	136	EDWARDS / EDWARDS	<b>21.939</b>	10	10	WEBB / SMITHIES	54.831	54.847	0.016
11	136	EDWARDS / EDWARDS	<b>32.769</b>	92	HILDIGE / HILDIGE	<b>22.077</b>	11	9	MOTT / JONES	54.944	55.004	0.060
12	10	WEBB / SMITHIES	<b>32.907</b>	17	SCHOFIELD / WHITNALL	<b>22.149</b>	12	88	LONGMORE / LONGM	54.956	55.174	0.218
13	92	HILDIGE / HILDIGE	<b>32.955</b>	88	LONGMORE / LONGMORE	<b>22.205</b>	13	92	HILDIGE / HILDIGE	55.032	55.086	0.054
14	71	SCHOFIELD / STAINTON	<b>32.989</b>	9	MOTT / JONES	<b>22.228</b>	14	17	SCHOFIELD / WHITN	55.274	55.578	0.304
15	17	SCHOFIELD / WHITNALL	<b>33.125</b>	171	HIGH / STAINTON	<b>22.307</b>	15	71	SCHOFIELD / STAIN	55.375	55.566	0.191
16	95	REMNANT / TAYLOR	<b>33.207</b>	71	SCHOFIELD / STAINTON	<b>22.386</b>	16	95	REMNANT / TAYLOR	55.604	55.604	0.000
17	964	ANDERSON / TILLEY	<b>33.290</b>	95	REMNANT / TAYLOR	<b>22.397</b>	17	171	HIGH / STAINTON	55.856	56.061	0.205
18	171	HIGH / STAINTON	<b>33.549</b>	964	ANDERSON / TILLEY	<b>22.664</b>	18	964	ANDERSON / TILLEY	55.954	55.954	0.000
19	67	PETTMAN / JEFFREY	<b>34.754</b>	67	PETTMAN / JEFFREY	<b>23.218</b>	19	67	PETTMAN / JEFFREY	57.972	57.972	0.000
20	121	LAWRENCE / SNASHALL	<b>36.060</b>	121	LAWRENCE / SNASHALL	<b>23.628</b>	20	121	LAWRENCE / SNASH	59.688	1:00.061	0.373
21	19	MacBRIDE / WILKINSON	<b>43.769</b>	19	MacBRIDE / WILKINSON	<b>28.576</b>	21	19	MacBRIDE / WILKINS	1:12.345	1:12.855	0.510

Weather / Track : Cloudy / Dry

Results can be found at [www.tsl-timing.com](http://www.tsl-timing.com)

Brands Hatch Indy  
Circuit Length = 1.2079 miles  
Start: 17:04 Flag 17:15 End: 17:16

Printed - 17:16 Sunday, 04 October 2015



# Thunderbike Extreme

**Brands Hatch Indy**

**3<sup>rd</sup> & 4<sup>th</sup> October 2015**



**Results Provided by Timing Solutions Ltd**

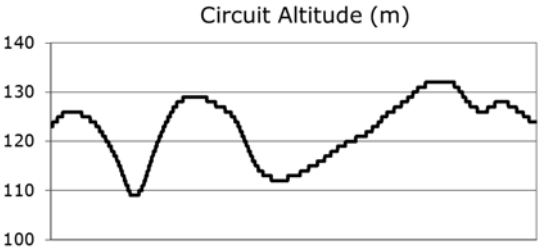
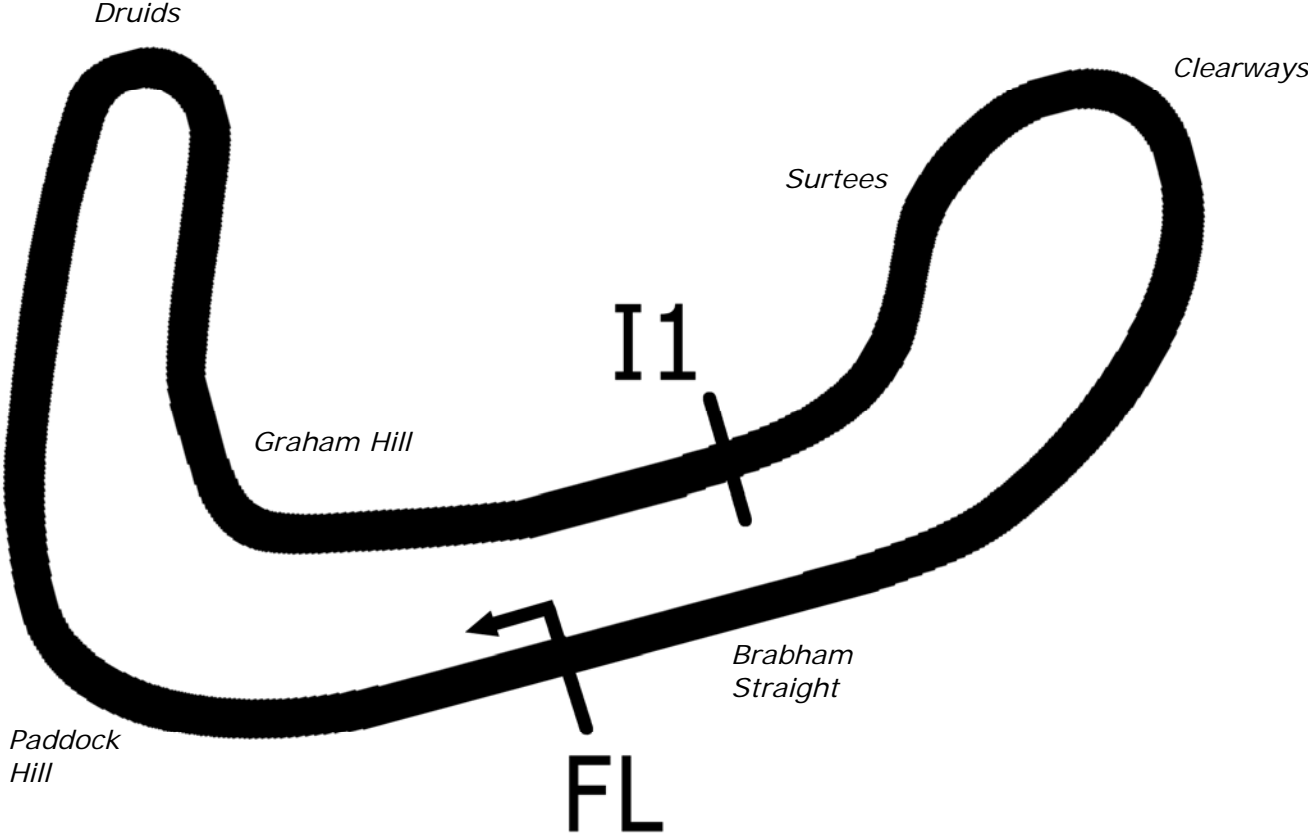
**[www.tsl-timing.com](http://www.tsl-timing.com)**

# Brands Hatch Indy



SPORTS TIMING

TIMING SOLUTIONS LTD



Length	1.2079 miles	1944.0 m	
FL		51.36032 N	0.26032 E
I1	1112m	51.35934 N	0.25955 E
Pit Entry	1669m	51.35911 N	0.25743 E
Pit Exit	83m after FL	51.36017 N	0.26051 E
Pit Entry–Pit Exit 332m, 19.9s @60kph, 14.9s @80kph			



# BMCRC - MRO Championships 2015 - Rnd 9 @ Brands Hatch Indy

## Thunderbike Extreme

### QUALIFYING - CLASSIFICATION



POS	NO	CL	PIC NAME	ENTRY	TIME	ON	LAPS	GAP	DIFF	MPH
1	40		1 David SHELVEY	Suzuki -	51.351	13	15			84.68
2	92		2 Matt LAST	Suzuki - Phase 5 Technology	51.454	13	14	0.103	0.103	84.51
3	34		3 Daniel STUART	Yamaha - Aspect Maintenance	51.789	12	15	0.438	0.335	83.96
4	11	R	1 Josh HARVEY	Yamaha - NR Racing	51.922	6	10	0.571	0.133	83.75
5	69		4 Tony RUSSO	Suzuki - Titan Elevators	52.485	9	15	1.134	0.563	82.85
6	75		5 Paul NEWMAN	Honda - Leeway building services	52.748	12	15	1.397	0.263	82.44
7	44		6 Denzil DAVIES	Suzuki - Advanced Mouldings Ltd	52.892	11	15	1.541	0.144	82.21
8	58		7 Justin KELLY	Suzuki - Go racing Developments	52.900	14	14	1.549	0.008	82.20
9	42		8 Alan WOOD	Suzuki - www.alanwoodracing.co.uk	52.974	9	11	1.623	0.074	82.08
10	47		9 Mark TROWELL	Yamaha - ELP	53.504	12	15	2.153	0.530	81.27
11	41		10 David ABRAHAM	Aprilia - Cambridge Motorcycles	53.662	11	15	2.311	0.158	81.03
12	39	R	2 Antony COPLEY	Yamaha -	54.045	11	14	2.694	0.383	80.46
13	254		11 Rick WINDAS	Ducati - Army Medical Services	54.186	11	14	2.835	0.141	80.25
14	28		12 Dan NEMATI	Yamaha - Wayne Johnson	54.294	9	14	2.943	0.108	80.09
15	30		13 Alan HARLAND	Yamaha -	54.374	9	14	3.023	0.080	79.97
16	57	R	3 Nicholas WESTON	Kawasaki - NWRacing	54.644	8	8	3.293	0.270	79.58
17	72	R	4 Jim DAVIES	Yamaha - Necci Motorcycles Ltd	54.809	8	11	3.458	0.165	79.34
18	61	R	5 Jason GREGORY	Triumph - attention 2 detail	55.053	14	14	3.702	0.244	78.98
19	178		14 Dan BEIGHTON	Kawasaki - ddb plumbing and heating	55.130	11	12	3.779	0.077	78.87
20	5		15 Nick BISHOP	Suzuki - Meltedsliders	55.196	14	14	3.845	0.066	78.78
21	95	R	6 Karl SMITH	Suzuki - Smith Flooring Services	55.402	6	10	4.051	0.206	78.49
22	114	R	7 Ricky MARTIN	Suzuki -	55.577	8	9	4.226	0.175	78.24
23	55		16 Michael COPLEY	Suzuki - spindle grind	56.452	7	14	5.101	0.875	77.03
24	10	R	8 Mark MASKELL	Suzuki - h4hrr.co.uk - Poppy Nursing Services	56.530	6	7	5.179	0.078	76.92
25	45		17 Paul BRYANT	Honda - CVM	56.601	8	14	5.250	0.071	76.82
26	35	R	9 Stephen HARVEY	Yamaha -	56.696	10	14	5.345	0.095	76.70
27	141	R	10 Matthew ROBINSON	Kawasaki - AM Construction Ltd	56.749	11	13	5.398	0.053	76.62
28	117	R	11 William SWIFT	Suzuki - McMillan Williams	57.335	14	14	5.984	0.586	75.84
29	192	R	12 Ben ROWSWELL	Suzuki -	57.530	13	14	6.179	0.195	75.58
30	16	R	13 Matthew WREN	Kawasaki - Broken Matt	57.651	10	12	6.300	0.121	75.42
31	171	R	14 Daniel GIBBS	Suzuki - Thomas Racing	58.459	10	11	7.108	0.808	74.38
32	46	R	15 Adrian DRAPER	Suzuki - droopy racing uk	59.638	12	13	8.287	1.179	72.91

Weather / Track : Cloudy / Dry

These results are provisional until the conclusion of any judicial and technical matters.

Brands Hatch Indy

Circuit Length = 1.2079 miles

Start: 11:30 Flag 11:43 End: 11:44

Clerk Of Course :

Timekeeper :

Results can be found at [www.tsl-timing.com](http://www.tsl-timing.com)

Printed - 11:45 Saturday, 03 October 2015



# BMCRC - MRO Championships 2015 - Rnd 9 @ Brands Hatch Indy

## Thunderbike Extreme

### QUALIFYING - SECTOR ANALYSIS

SECTOR 1 = FL to I1, SECTOR 2 = I1 to FL, DIFF = Difference To Personal Best Lap

P1 40		David SHELVEY		Suzuki -		
IDEAL LAP TIME : 51.351		BEST LAP TIME : 51.351		DIFFERENCE : 0.000		
LAP	SECTOR 1	SECTOR 2	LAP TIME	MPH	DIFF	TIME OF DAY
1 -	35.629	22.901	58.530	74.29	7.179	11:31:44.414
2 -	34.695	22.447	57.142	76.10	5.791	11:32:41.556
3 -	33.621	22.038	55.659	78.12	4.308	11:33:37.215
4 -	32.891	21.372	54.263	80.13	2.912	11:34:31.478
5 -	32.077	20.892	52.969	82.09	1.618	11:35:24.447
6 -	31.838	20.691	52.529	82.78	1.178	11:36:16.976
7 -	31.775	21.320	53.095	81.90	1.744	11:37:10.071
8 -	32.066	21.230	53.296	81.59	1.945	11:38:03.367
9 -	31.600	21.074	52.674	82.55	1.323	11:38:56.041
10 -	32.133	21.070	53.203	81.73	1.852	11:39:49.244
11 -	31.727	21.006	52.733	82.46	1.382	11:40:41.977
12 -	31.453	21.213	52.666	82.56	1.315	11:41:34.643
13 -	<b>30.810</b>	<b>20.541</b>	<b>51.351 (1)</b>	<b>84.68</b>		<b>11:42:25.994</b>
14 -	31.178	20.748	51.926 (3)	83.74	0.575	11:43:17.920
15 -	31.284	20.547	51.831 (2)	83.89	0.480	11:44:09.751

P2 92		Matt LAST		Suzuki - Phase 5 Technology		
IDEAL LAP TIME : 51.448		BEST LAP TIME : 51.454		DIFFERENCE : 0.006		
LAP	SECTOR 1	SECTOR 2	LAP TIME	MPH	DIFF	TIME OF DAY
1 -	35.780	21.924	57.704	75.36	6.250	11:31:49.989
2 -	32.456	21.282	53.738	80.92	2.284	11:32:43.727
3 -	32.173	21.305	53.478	81.31	2.024	11:33:37.205
4 -	31.519	20.940	52.459	82.89	1.005	11:34:29.664
5 -	31.140	20.589	51.729 (3)	84.06	0.275	11:35:21.393
6 -	31.294	20.729	52.023	83.59	0.569	11:36:13.416
7 -	31.551	20.587	52.138	83.40	0.684	11:37:05.554
8 -	31.310	IN PIT	1:42.846 P	42.28	51.392	11:38:48.400
9 -	OUTLAP	21.119	56.677	76.72	5.223	11:39:45.077
10 -	31.442	<b>20.537</b>	51.979	83.66	0.525	11:40:37.056
11 -	30.994	20.622	51.616 (2)	84.24	0.162	11:41:28.672
12 -	31.480	20.790	52.270	83.19	0.816	11:42:20.942
13 -	<b>30.911</b>	20.543	<b>51.454 (1)</b>	<b>84.51</b>		<b>11:43:12.396</b>
14 -	31.105	20.699	51.804	83.94	0.350	11:44:04.200

P3 34		Daniel STUART		Yamaha - Aspect Maintenance		
IDEAL LAP TIME : 51.650		BEST LAP TIME : 51.789		DIFFERENCE : 0.139		
LAP	SECTOR 1	SECTOR 2	LAP TIME	MPH	DIFF	TIME OF DAY
1 -	38.852	24.254	1:03.106	68.90	11.317	11:31:56.353
2 -	35.527	23.235	58.762	74.00	6.973	11:32:55.115
3 -	33.711	21.761	55.472	78.39	3.683	11:33:50.587
4 -	32.606	21.598	54.204	80.22	2.415	11:34:44.791
5 -	32.271	22.436	54.707	79.48	2.918	11:35:39.498
6 -	32.038	21.217	53.255	81.65	1.466	11:36:32.753
7 -	31.792	20.973	52.765	82.41	0.976	11:37:25.518
8 -	32.543	20.946	53.489	81.29	1.700	11:38:19.007
9 -	31.680	20.927	52.607 (3)	82.66	0.818	11:39:11.614
10 -	32.824	20.983	53.807	80.81	2.018	11:40:05.421
11 -	31.206	20.628	51.834 (2)	83.89	0.045	11:40:57.255
12 -	<b>31.071</b>	20.718	<b>51.789 (1)</b>	<b>83.96</b>		<b>11:41:49.044</b>
13 -	32.483	<b>20.579</b>	53.062	81.95	1.273	11:42:42.106
14 -	31.319	21.566	52.885	82.22	1.096	11:43:34.991
15 -	32.229	22.033	54.262	80.14	2.473	11:44:29.253

P4 11 R		Josh HARVEY		Yamaha - NR Racing		
IDEAL LAP TIME : 51.922		BEST LAP TIME : 51.922		DIFFERENCE : 0.000		
LAP	SECTOR 1	SECTOR 2	LAP TIME	MPH	DIFF	TIME OF DAY
1 -	38.344	23.913	1:02.257	69.84	10.335	11:31:58.830

Weather / Track : Cloudy / Dry

Brands Hatch Indy  
Circuit Length = 1.2079 miles  
Start: 11:30 Flag 11:43 End: 11:44

# BMCRC - MRO Championships 2015 - Rnd 9 @ Brands Hatch Indy

## Thunderbike Extreme

### QUALIFYING - SECTOR ANALYSIS

SECTOR 1 = FL to I1, SECTOR 2 = I1 to FL, DIFF = Difference To Personal Best Lap

2 -	33.924	22.761	56.685	76.71	4.763	11:32:55.515
3 -	32.686	21.510	54.196	80.23	2.274	11:33:49.711
4 -	31.259	21.515	52.774	82.40	0.852	11:34:42.485
5 -	31.139	21.093	52.232 (3)	83.25	0.310	11:35:34.717
6 -	<b>30.852</b>	<b>21.070</b>	<b>51.922 (1)</b>	<b>83.75</b>		<b>11:36:26.639</b>
7 -	31.100	21.078	52.178 (2)	83.34	0.256	11:37:18.817
8 -	36.725	22.747	59.472	73.12	7.550	11:38:18.289
9 -	34.881	21.696	56.577	76.86	4.655	11:39:14.866
10 -	33.627	21.727	55.354	78.55	3.432	11:40:10.220

P5 69 Tony RUSSO			Suzuki - Titan Elevators			
IDEAL LAP TIME : 52.472		BEST LAP TIME : 52.485		DIFFERENCE : 0.013		
LAP	SECTOR 1	SECTOR 2	LAP TIME	MPH	DIFF	TIME OF DAY
1 -	39.560	24.153	1:03.713	68.25	11.228	11:31:56.686
2 -	35.516	23.114	58.630	74.17	6.145	11:32:55.316
3 -	34.222	21.376	55.598	78.21	3.113	11:33:50.914
4 -	32.848	21.241	54.089	80.39	1.604	11:34:45.003
5 -	32.856	21.780	54.636	79.59	2.151	11:35:39.639
6 -	32.495	20.883	53.378	81.46	0.893	11:36:33.017
7 -	32.503	21.617	54.120	80.35	1.635	11:37:27.137
8 -	31.916	21.238	53.154	81.81	0.669	11:38:20.291
9 -	31.907	<b>20.578</b>	<b>52.485 (1)</b>	<b>82.85</b>		<b>11:39:12.776</b>
10 -	32.130	20.822	52.952	82.12	0.467	11:40:05.728
11 -	32.276	21.219	53.495	81.28	1.010	11:40:59.223
12 -	<b>31.894</b>	20.997	52.891 (3)	82.21	0.406	11:41:52.114
13 -	32.101	21.567	53.668	81.02	1.183	11:42:45.782
14 -	31.909	20.812	52.721 (2)	82.48	0.236	11:43:38.503
15 -	31.905	21.624	53.529	81.23	1.044	11:44:32.032

P6 75 Paul NEWMAN			Honda - Leeway building services			
IDEAL LAP TIME : 52.613		BEST LAP TIME : 52.748		DIFFERENCE : 0.135		
LAP	SECTOR 1	SECTOR 2	LAP TIME	MPH	DIFF	TIME OF DAY
1 -	37.083	22.534	59.617	72.94	6.869	11:31:52.410
2 -	34.065	21.899	55.964	77.70	3.216	11:32:48.374
3 -	33.227	21.803	55.030	79.02	2.282	11:33:43.404
4 -	32.866	21.363	54.229	80.18	1.481	11:34:37.633
5 -	32.331	21.298	53.629	81.08	0.881	11:35:31.262
6 -	32.276	21.133	53.409	81.42	0.661	11:36:24.671
7 -	32.684	21.154	53.838	80.77	1.090	11:37:18.509
8 -	32.120	20.941	53.061 (2)	81.95	0.313	11:38:11.570
9 -	32.722	21.098	53.820	80.79	1.072	11:39:05.390
10 -	32.372	20.944	53.316	81.56	0.568	11:39:58.706
11 -	32.157	21.006	53.163	81.79	0.415	11:40:51.869
12 -	31.903	<b>20.845</b>	<b>52.748 (1)</b>	<b>82.44</b>		<b>11:41:44.617</b>
13 -	<b>31.768</b>	21.620	53.388	81.45	0.640	11:42:38.005
14 -	32.165	21.130	53.295	81.59	0.547	11:43:31.300
15 -	31.910	21.230	53.140 (3)	81.83	0.392	11:44:24.440

P7 44 Denzil DAVIES			Suzuki - Advanced Mouldings Ltd			
IDEAL LAP TIME : 52.352		BEST LAP TIME : 52.892		DIFFERENCE : 0.540		
LAP	SECTOR 1	SECTOR 2	LAP TIME	MPH	DIFF	TIME OF DAY
1 -	37.481	23.350	1:00.831	71.48	7.939	11:31:52.771
2 -	34.368	22.231	56.599	76.83	3.707	11:32:49.370
3 -	33.171	22.592	55.763	77.98	2.871	11:33:45.133
4 -	34.820	22.111	56.931	76.38	4.039	11:34:42.064
5 -	32.421	21.484	53.905	80.67	1.013	11:35:35.969
6 -	31.974	21.229	53.203	81.73	0.311	11:36:29.172
7 -	31.717	21.303	53.020 (2)	82.01	0.128	11:37:22.192
8 -	31.765	21.442	53.207	81.72	0.315	11:38:15.399
9 -	31.724	21.562	53.286	81.60	0.394	11:39:08.685
10 -	32.058	21.103	53.161	81.80	0.269	11:40:01.846
11 -	31.709	21.183	<b>52.892 (1)</b>	<b>82.21</b>		<b>11:40:54.738</b>

Weather / Track : Cloudy / Dry

Brands Hatch Indy  
Circuit Length = 1.2079 miles  
Start: 11:30 Flag 11:43 End: 11:44

# BMCRC - MRO Championships 2015 - Rnd 9 @ Brands Hatch Indy

## Thunderbike Extreme

### QUALIFYING - SECTOR ANALYSIS

SECTOR 1 = FL to I1, SECTOR 2 = I1 to FL, DIFF = Difference To Personal Best Lap

12 -	31.974	21.965	53.939	80.62	1.047	11:41:48.677
13 -	32.153	<b>21.066</b>	53.219	81.71	0.327	11:42:41.896
14 -	<b>31.286</b>	21.770	53.056 (3)	81.96	0.164	11:43:34.952
15 -	32.291	22.109	54.400	79.93	1.508	11:44:29.352

<b>P8</b>	<b>58</b>	<b>Justin KELLY</b>	Suzuki - Go racing Developments			
IDEAL LAP TIME : 52.565		BEST LAP TIME : 52.900	DIFFERENCE : 0.335			
LAP	SECTOR 1	SECTOR 2	LAP TIME	MPH	DIFF	TIME OF DAY
1 -	37.940	24.118	1:02.058	70.07	9.158	11:32:34.916
2 -	34.459	22.203	56.662	76.74	3.762	11:33:31.578
3 -	33.070	21.521	54.591	79.65	1.691	11:34:26.169
4 -	32.263	21.457	53.720	80.94	0.820	11:35:19.889
5 -	31.908	21.290	53.198 (3)	81.74	0.298	11:36:13.087
6 -	32.744	21.189	53.933	80.62	1.033	11:37:07.020
7 -	32.143	<b>21.061</b>	53.204	81.73	0.304	11:38:00.224
8 -	32.431	22.047	54.478	79.82	1.578	11:38:54.702
9 -	32.268	21.730	53.998	80.53	1.098	11:39:48.700
10 -	31.935	21.487	53.422	81.40	0.522	11:40:42.122
11 -	32.110	21.281	53.391	81.44	0.491	11:41:35.513
12 -	32.582	23.105	55.687	78.09	2.787	11:42:31.200
13 -	<b>31.504</b>	21.481	52.985 (2)	82.07	0.085	11:43:24.185
14 -	31.645	21.255	<b>52.900 (1)</b>	<b>82.20</b>		<b>11:44:17.085</b>

<b>P9</b>	<b>42</b>	<b>Alan WOOD</b>	Suzuki - www.alanwoodracing.co.uk			
IDEAL LAP TIME : 52.882		BEST LAP TIME : 52.974	DIFFERENCE : 0.092			
LAP	SECTOR 1	SECTOR 2	LAP TIME	MPH	DIFF	TIME OF DAY
1 -	39.068	23.328	1:02.396	69.69	9.422	11:31:58.889
2 -	34.718	22.017	56.735	76.64	3.761	11:32:55.624
3 -	34.351	21.499	55.850	77.86	2.876	11:33:51.474
4 -	32.731	21.427	54.158	80.29	1.184	11:34:45.632
5 -	33.670	21.258	54.928	79.16	1.954	11:35:40.560
6 -	32.477	21.059	53.536	81.22	0.562	11:36:34.096
7 -	32.045	21.070	53.115 (3)	81.87	0.141	11:37:27.211
8 -	32.827	21.699	54.526	79.75	1.552	11:38:21.737
9 -	31.919	<b>21.055</b>	<b>52.974 (1)</b>	<b>82.08</b>		<b>11:39:14.711</b>
10 -	31.938	21.551	53.489	81.29	0.515	11:40:08.200
11 -	<b>31.827</b>	21.247	53.074 (2)	81.93	0.100	11:41:01.274

<b>P10</b>	<b>47</b>	<b>Mark TROWELL</b>	Yamaha - ELP			
IDEAL LAP TIME : 53.286		BEST LAP TIME : 53.504	DIFFERENCE : 0.218			
LAP	SECTOR 1	SECTOR 2	LAP TIME	MPH	DIFF	TIME OF DAY
1 -	37.769	23.052	1:00.821	71.49	7.317	11:31:54.152
2 -	34.375	22.188	56.563	76.88	3.059	11:32:50.715
3 -	32.749	21.677	54.426	79.89	0.922	11:33:45.141
4 -	34.477	21.853	56.330	77.19	2.826	11:34:41.471
5 -	32.152	21.547	53.699	80.98	0.195	11:35:35.170
6 -	32.131	21.445	53.576 (3)	81.16	0.072	11:36:28.746
7 -	<b>32.074</b>	21.507	53.581	81.15	0.077	11:37:22.327
8 -	32.361	21.367	53.728	80.93	0.224	11:38:16.055
9 -	32.169	22.114	54.283	80.10	0.779	11:39:10.338
10 -	32.684	22.515	55.199	78.78	1.695	11:40:05.537
11 -	32.506	21.444	53.950	80.60	0.446	11:40:59.487
12 -	32.292	<b>21.212</b>	<b>53.504 (1)</b>	<b>81.27</b>		<b>11:41:52.991</b>
13 -	32.279	21.917	54.196	80.23	0.692	11:42:47.187
14 -	32.819	21.791	54.610	79.63	1.106	11:43:41.797
15 -	32.204	21.327	53.531 (2)	81.23	0.027	11:44:35.328

<b>P11</b>	<b>41</b>	<b>David ABRAHAM</b>	Aprilia - Cambridge Motorcycles			
IDEAL LAP TIME : 53.639		BEST LAP TIME : 53.662	DIFFERENCE : 0.023			
LAP	SECTOR 1	SECTOR 2	LAP TIME	MPH	DIFF	TIME OF DAY

Weather / Track : Cloudy / Dry

Brands Hatch Indy  
Circuit Length = 1.2079 miles  
Start: 11:30 Flag 11:43 End: 11:44

# BMCRC - MRO Championships 2015 - Rnd 9 @ Brands Hatch Indy

## Thunderbike Extreme

### QUALIFYING - SECTOR ANALYSIS

SECTOR 1 = FL to I1, SECTOR 2 = I1 to FL, DIFF = Difference To Personal Best Lap

1 -	36.360	22.995	59.355	73.26	5.693	11:31:45.280
2 -	34.643	22.504	57.147	76.09	3.485	11:32:42.427
3 -	33.783	21.730	55.513	78.33	1.851	11:33:37.940
4 -	32.878	21.520	54.398	79.94	0.736	11:34:32.338
5 -	32.794	21.752	54.546	79.72	0.884	11:35:26.884
6 -	33.062	21.536	54.598	79.64	0.936	11:36:21.482
7 -	32.741	21.603	54.344	80.01	0.682	11:37:15.826
8 -	32.728	21.894	54.622	79.61	0.960	11:38:10.448
9 -	33.357	21.793	55.150	78.85	1.488	11:39:05.598
10 -	33.206	21.467	54.673	79.53	1.011	11:40:00.271
11 -	<b>32.411</b>	21.251	<b>53.662 (1)</b>	<b>81.03</b>		<b>11:40:53.933</b>
12 -	32.561	21.732	54.293	80.09	0.631	11:41:48.226
13 -	33.503	<b>21.228</b>	54.731	79.45	1.069	11:42:42.957
14 -	32.672	21.408	54.080 (3)	80.41	0.418	11:43:37.037
15 -	32.510	21.361	53.871 (2)	80.72	0.209	11:44:30.908

P12 39 R		Antony COPLEY		Yamaha -		
IDEAL LAP TIME : 54.045		BEST LAP TIME : 54.045		DIFFERENCE : 0.000		
LAP	SECTOR 1	SECTOR 2	LAP TIME	MPH	DIFF	TIME OF DAY
1 -	37.347	22.188	59.535	73.04	5.490	11:32:01.135
2 -	34.805	22.252	57.057	76.21	3.012	11:32:58.192
3 -	33.314	22.372	55.686	78.09	1.641	11:33:53.878
4 -	33.232	21.855	55.087	78.94	1.042	11:34:48.965
5 -	32.711	21.852	54.563	79.69	0.518	11:35:43.528
6 -	33.291	21.684	54.975	79.10	0.930	11:36:38.503
7 -	33.645	22.275	55.920	77.76	1.875	11:37:34.423
8 -	34.064	21.828	55.892	77.80	1.847	11:38:30.315
9 -	32.951	21.600	54.551 (3)	79.71	0.506	11:39:24.866
10 -	33.258	21.621	54.879	79.23	0.834	11:40:19.745
11 -	<b>32.525</b>	<b>21.520</b>	<b>54.045 (1)</b>	<b>80.46</b>		<b>11:41:13.790</b>
12 -	32.713	21.587	54.300 (2)	80.08	0.255	11:42:08.090
13 -	34.442	22.049	56.491	76.97	2.446	11:43:04.581
14 -	39.068	21.927	1:00.995	71.29	6.950	11:44:05.576

P13 254		Rick WINDAS		Ducati - Army Medical Services		
IDEAL LAP TIME : 54.186		BEST LAP TIME : 54.186		DIFFERENCE : 0.000		
LAP	SECTOR 1	SECTOR 2	LAP TIME	MPH	DIFF	TIME OF DAY
1 -	39.536	24.069	1:03.605	68.36	9.419	11:31:57.218
2 -	35.505	22.891	58.396	74.46	4.210	11:32:55.614
3 -	34.393	22.310	56.703	76.69	2.517	11:33:52.317
4 -	33.540	21.904	55.444	78.43	1.258	11:34:47.761
5 -	33.409	21.953	55.362	78.54	1.176	11:35:43.123
6 -	33.211	21.904	55.115	78.90	0.929	11:36:38.238
7 -	33.733	22.266	55.999	77.65	1.813	11:37:34.237
8 -	33.335	22.044	55.379	78.52	1.193	11:38:29.616
9 -	32.943	21.935	54.878 (3)	79.24	0.692	11:39:24.494
10 -	33.938	21.918	55.856	77.85	1.670	11:40:20.350
11 -	<b>32.555</b>	<b>21.631</b>	<b>54.186 (1)</b>	<b>80.25</b>		<b>11:41:14.536</b>
12 -	32.719	21.800	54.519 (2)	79.76	0.333	11:42:09.055
13 -	33.822	22.391	56.213	77.35	2.027	11:43:05.268
14 -	33.887	22.197	56.084	77.53	1.898	11:44:01.352

P14 28		Dan NEMATI		Yamaha - Wayne Johnson		
IDEAL LAP TIME : 53.958		BEST LAP TIME : 54.294		DIFFERENCE : 0.336		
LAP	SECTOR 1	SECTOR 2	LAP TIME	MPH	DIFF	TIME OF DAY
1 -	36.836	22.768	59.604	72.95	5.310	11:31:52.061
2 -	34.040	22.079	56.119	77.48	1.825	11:32:48.180
3 -	34.158	22.108	56.266	77.28	1.972	11:33:44.446
4 -	36.165	22.128	58.293	74.59	3.999	11:34:42.739
5 -	33.592	21.909	55.501	78.35	1.207	11:35:38.240
6 -	<b>32.661</b>	21.690	54.351 (2)	80.00	0.057	11:36:32.591
7 -	32.677	21.781	54.458	79.85	0.164	11:37:27.049

Weather / Track : Cloudy / Dry

Brands Hatch Indy  
Circuit Length = 1.2079 miles  
Start: 11:30 Flag 11:43 End: 11:44

# BMCRC - MRO Championships 2015 - Rnd 9 @ Brands Hatch Indy

## Thunderbike Extreme

### QUALIFYING - SECTOR ANALYSIS

SECTOR 1 = FL to I1, SECTOR 2 = I1 to FL, DIFF = Difference To Personal Best Lap

8 -	32.824	21.570	54.394 (3)	79.94	0.100	11:38:21.443
<b>9 -</b>	<b>32.997</b>	<b>21.297</b>	<b>54.294 (1)</b>	<b>80.09</b>		<b>11:39:15.737</b>
10 -	32.913	21.810	54.723	79.46	0.429	11:40:10.460
11 -	33.918	22.182	56.100	77.51	1.806	11:41:06.560
12 -	33.198	21.343	54.541	79.73	0.247	11:42:01.101
13 -	33.272	22.106	55.378	78.52	1.084	11:42:56.479
14 -	33.804	22.010	55.814	77.91	1.520	11:43:52.293

P15 30 Alan HARLAND		Yamaha -				
IDEAL LAP TIME : 54.089		BEST LAP TIME : 54.374		DIFFERENCE : 0.285		
LAP	SECTOR 1	SECTOR 2	LAP TIME	MPH	DIFF	TIME OF DAY
1 -	41.476	24.436	1:05.912	65.97	11.538	11:32:06.097
2 -	37.152	23.560	1:00.712	71.62	6.338	11:33:06.809
3 -	34.619	22.403	57.022	76.26	2.648	11:34:03.831
4 -	33.784	22.247	56.031	77.61	1.657	11:34:59.862
5 -	33.344	<b>21.537</b>	54.881	79.23	0.507	11:35:54.743
6 -	32.876	21.800	54.676	79.53	0.302	11:36:49.419
7 -	32.636	21.762	54.398 (2)	79.94	0.024	11:37:43.817
8 -	<b>32.552</b>	22.942	55.494	78.36	1.120	11:38:39.311
<b>9 -</b>	<b>32.639</b>	<b>21.735</b>	<b>54.374 (1)</b>	<b>79.97</b>		<b>11:39:33.685</b>
10 -	32.848	21.758	54.606 (3)	79.63	0.232	11:40:28.291
11 -	33.214	22.134	55.348	78.56	0.974	11:41:23.639
12 -	33.266	22.258	55.524	78.31	1.150	11:42:19.163
13 -	33.225	21.763	54.988	79.08	0.614	11:43:14.151
14 -	32.665	21.942	54.607	79.63	0.233	11:44:08.758

P16 57 R Nicholas WESTON		Kawasaki - NWRacing				
IDEAL LAP TIME : 54.526		BEST LAP TIME : 54.644		DIFFERENCE : 0.118		
LAP	SECTOR 1	SECTOR 2	LAP TIME	MPH	DIFF	TIME OF DAY
1 -	38.920	24.713	1:03.633	68.33	8.989	11:32:05.390
2 -	36.368	23.087	59.455	73.14	4.811	11:33:04.845
3 -	34.100	22.776	56.876	76.45	2.232	11:34:01.721
4 -	33.312	22.205	55.517 (3)	78.32	0.873	11:34:57.238
5 -	33.495	22.378	55.873	77.83	1.229	11:35:53.111
6 -	34.298	22.677	56.975	76.32	2.331	11:36:50.086
7 -	33.079	<b>21.939</b>	55.018 (2)	79.03	0.374	11:37:45.104
<b>8 -</b>	<b>32.587</b>	22.057	<b>54.644 (1)</b>	<b>79.58</b>		<b>11:38:39.748</b>

P17 72 R Jim DAVIES		Yamaha - Necci Motorcycles Ltd				
IDEAL LAP TIME : 54.690		BEST LAP TIME : 54.809		DIFFERENCE : 0.119		
LAP	SECTOR 1	SECTOR 2	LAP TIME	MPH	DIFF	TIME OF DAY
1 -	OUTLAP	23.586	1:04.895	67.00	10.086	11:34:44.507
2 -	35.488	22.222	57.710	75.35	2.901	11:35:42.217
3 -	33.780	22.170	55.950	77.72	1.141	11:36:38.167
4 -	33.448	22.725	56.173	77.41	1.364	11:37:34.340
5 -	34.819	21.920	56.739	76.64	1.930	11:38:31.079
6 -	33.369	21.903	55.272 (3)	78.67	0.463	11:39:26.351
7 -	<b>33.051</b>	22.642	55.693	78.08	0.884	11:40:22.044
<b>8 -</b>	<b>33.170</b>	<b>21.639</b>	<b>54.809 (1)</b>	<b>79.34</b>		<b>11:41:16.853</b>
9 -	33.163	21.827	54.990 (2)	79.07	0.181	11:42:11.843
10 -	33.470	21.866	55.336	78.58	0.527	11:43:07.179
11 -	34.835	22.898	57.733	75.32	2.924	11:44:04.912

P18 61 R Jason GREGORY		Triumph - attention 2 detail				
IDEAL LAP TIME : 55.053		BEST LAP TIME : 55.053		DIFFERENCE : 0.000		
LAP	SECTOR 1	SECTOR 2	LAP TIME	MPH	DIFF	TIME OF DAY
1 -	38.973	25.417	1:04.390	67.53	9.337	11:32:08.801
2 -	37.062	23.660	1:00.722	71.61	5.669	11:33:09.523
3 -	35.793	23.255	59.048	73.64	3.995	11:34:08.571
4 -	35.441	22.820	58.261	74.64	3.208	11:35:06.832

Weather / Track : Cloudy / Dry

Brands Hatch Indy  
Circuit Length = 1.2079 miles  
Start: 11:30 Flag 11:43 End: 11:44

# BMCRC - MRO Championships 2015 - Rnd 9 @ Brands Hatch Indy

## Thunderbike Extreme

### QUALIFYING - SECTOR ANALYSIS

SECTOR 1 = FL to I1, SECTOR 2 = I1 to FL, DIFF = Difference To Personal Best Lap

5 -	34.728	22.566	57.294	75.89	2.241	11:36:04.126
6 -	34.645	22.518	57.163	76.07	2.110	11:37:01.289
7 -	34.374	22.113	56.487	76.98	1.434	11:37:57.776
8 -	33.975	22.298	56.273	77.27	1.220	11:38:54.049
9 -	33.986	22.183	56.169	77.42	1.116	11:39:50.218
10 -	34.024	22.098	56.122	77.48	1.069	11:40:46.340
11 -	34.122	22.024	56.146	77.45	1.093	11:41:42.486
12 -	33.391	22.350	55.741 (2)	78.01	0.688	11:42:38.227
13 -	33.519	22.240	55.759 (3)	77.98	0.706	11:43:33.986
14 -	<b>33.140</b>	<b>21.913</b>	<b>55.053 (1)</b>	<b>78.98</b>		<b>11:44:29.039</b>

P19 178		Dan BEIGHTON		Kawasaki - ddb plumbing and heating			
IDEAL LAP TIME : 55.130		BEST LAP TIME : 55.130		DIFFERENCE : 0.000			
LAP	SECTOR 1	SECTOR 2	LAP TIME	MPH	DIFF	TIME OF DAY	
1 -	40.534	24.778	1:05.312	66.58	10.182	11:31:56.981	
2 -	36.815	23.817	1:00.632	71.72	5.502	11:32:57.613	
3 -	35.076	22.470	57.546	75.56	2.416	11:33:55.159	
4 -	35.096	22.718	57.814	75.21	2.684	11:34:52.973	
5 -	34.453	IN PIT	1:42.068 P	42.60	46.938	11:36:35.041	
6 -	OUTLAP	22.294	1:02.423	69.66	7.293	11:37:37.464	
7 -	34.346	22.557	56.903 (3)	76.42	1.773	11:38:34.367	
8 -	34.274	IN PIT	2:08.572 P	33.82	1:13.442	11:40:42.939	
9 -	OUTLAP	22.230	1:00.891	71.41	5.761	11:41:43.830	
10 -	33.850	21.840	55.690 (2)	78.08	0.560	11:42:39.520	
11 -	<b>33.428</b>	<b>21.702</b>	<b>55.130 (1)</b>	<b>78.87</b>		<b>11:43:34.650</b>	
12 -	34.939	24.945	59.884	72.61	4.754	11:44:34.534	

P20 5		Nick BISHOP		Suzuki - Meltedsliders			
IDEAL LAP TIME : 55.196		BEST LAP TIME : 55.196		DIFFERENCE : 0.000			
LAP	SECTOR 1	SECTOR 2	LAP TIME	MPH	DIFF	TIME OF DAY	
1 -	41.954	25.454	1:07.408	64.51	12.212	11:32:08.200	
2 -	38.873	24.108	1:02.981	69.04	7.785	11:33:11.181	
3 -	36.754	23.051	59.805	72.71	4.609	11:34:10.986	
4 -	34.881	23.616	58.497	74.33	3.301	11:35:09.483	
5 -	34.459	22.150	56.609	76.81	1.413	11:36:06.092	
6 -	33.543	22.619	56.162	77.42	0.966	11:37:02.254	
7 -	34.635	23.303	57.938	75.05	2.742	11:38:00.192	
8 -	34.212	22.154	56.366	77.14	1.170	11:38:56.558	
9 -	34.367	23.098	57.465	75.67	2.269	11:39:54.023	
10 -	34.938	23.090	58.028	74.93	2.832	11:40:52.051	
11 -	33.888	22.262	56.150 (3)	77.44	0.954	11:41:48.201	
12 -	34.795	22.716	57.511	75.61	2.315	11:42:45.712	
13 -	33.808	22.151	55.959 (2)	77.71	0.763	11:43:41.671	
14 -	<b>33.279</b>	<b>21.917</b>	<b>55.196 (1)</b>	<b>78.78</b>		<b>11:44:36.867</b>	

P21 95 R		Karl SMITH		Suzuki - Smith Flooring Services			
IDEAL LAP TIME : 55.388		BEST LAP TIME : 55.402		DIFFERENCE : 0.014			
LAP	SECTOR 1	SECTOR 2	LAP TIME	MPH	DIFF	TIME OF DAY	
1 -	40.965	24.588	1:05.553	66.33	10.151	11:32:13.577	
2 -	37.756	23.472	1:01.228	71.02	5.826	11:33:14.805	
3 -	35.050	22.982	58.032	74.93	2.630	11:34:12.837	
4 -	35.487	22.229	57.716	75.34	2.314	11:35:10.553	
5 -	34.010	22.512	56.522 (3)	76.93	1.120	11:36:07.075	
6 -	33.841	<b>21.561</b>	<b>55.402 (1)</b>	<b>78.49</b>		<b>11:37:02.477</b>	
7 -	34.110	22.256	56.366 (2)	77.14	0.964	11:37:58.843	
8 -	34.213	22.439	56.652	76.75	1.250	11:38:55.495	
9 -	35.067	23.216	58.283	74.61	2.881	11:39:53.778	
10 -	34.448	22.140	56.588	76.84	1.186	11:40:50.366	

Weather / Track : Cloudy / Dry

# BMCR - MRO Championships 2015 - Rnd 9 @ Brands Hatch Indy

## Thunderbike Extreme

### QUALIFYING - SECTOR ANALYSIS

SECTOR 1 = FL to I1, SECTOR 2 = I1 to FL, DIFF = Difference To Personal Best Lap

P22 114 R Ricky MARTIN			Suzuki -			
IDEAL LAP TIME : 55.399		BEST LAP TIME : 55.577		DIFFERENCE : 0.178		
LAP	SECTOR 1	SECTOR 2	LAP TIME	MPH	DIFF	TIME OF DAY
1 -	38.537	24.462	1:02.999	69.02	7.422	11:32:00.412
2 -	35.530	23.712	59.242	73.40	3.665	11:32:59.654
3 -	34.508	23.530	58.038	74.92	2.461	11:33:57.692
4 -	34.487	22.569	57.056	76.21	1.479	11:34:54.748
5 -	33.210	23.206	56.416	77.08	0.839	11:35:51.164
6 -	33.326	22.671	55.997	77.65	0.420	11:36:47.161
7 -	33.109	<b>22.543</b>	55.652 (3)	78.13	0.075	11:37:42.813
8 -	33.033	22.544	<b>55.577 (1)</b>	<b>78.24</b>		<b>11:38:38.390</b>
9 -	<b>32.856</b>	22.742	55.598 (2)	78.21	0.021	11:39:33.988

P23 55 Michael COPLEY			Suzuki - spindle grind			
IDEAL LAP TIME : 56.269		BEST LAP TIME : 56.452		DIFFERENCE : 0.183		
LAP	SECTOR 1	SECTOR 2	LAP TIME	MPH	DIFF	TIME OF DAY
1 -	38.339	23.844	1:02.183	69.93	5.731	11:32:03.187
2 -	35.216	22.914	58.130	74.80	1.678	11:33:01.317
3 -	34.743	22.493	57.236	75.97	0.784	11:33:58.553
4 -	34.508	22.426	56.934	76.37	0.482	11:34:55.487
5 -	34.639	22.444	57.083	76.18	0.631	11:35:52.570
6 -	34.356	<b>22.367</b>	56.723 (2)	76.66	0.271	11:36:49.293
7 -	<b>33.902</b>	22.550	<b>56.452 (1)</b>	<b>77.03</b>		<b>11:37:45.745</b>
8 -	34.049	22.830	56.879 (3)	76.45	0.427	11:38:42.624
9 -	34.805	22.881	57.686	75.38	1.234	11:39:40.310
10 -	34.518	22.976	57.494	75.63	1.042	11:40:37.804
11 -	34.859	23.292	58.151	74.78	1.699	11:41:35.955
12 -	35.422	23.177	58.599	74.20	2.147	11:42:34.554
13 -	36.042	23.686	59.728	72.80	3.276	11:43:34.282
14 -	35.316	23.292	58.608	74.19	2.156	11:44:32.890

P24 10 R Mark MASKELL			Suzuki - h4hrr.co.uk - Poppy Nursing Services			
IDEAL LAP TIME : 56.270		BEST LAP TIME : 56.530		DIFFERENCE : 0.260		
LAP	SECTOR 1	SECTOR 2	LAP TIME	MPH	DIFF	TIME OF DAY
1 -	40.234	24.944	1:05.178	66.71	8.648	11:32:07.384
2 -	37.675	24.204	1:01.879	70.27	5.349	11:33:09.263
3 -	35.277	24.018	59.295	73.33	2.765	11:34:08.558
4 -	36.316	22.784	59.100	73.58	2.570	11:35:07.658
5 -	35.067	22.567	57.634 (3)	75.45	1.104	11:36:05.292
6 -	33.811	22.719	<b>56.530 (1)</b>	<b>76.92</b>		<b>11:37:01.822</b>
7 -	34.359	<b>22.469</b>	56.828 (2)	76.52	0.298	11:37:58.650

P25 45 Paul BRYANT			Honda - CVM			
IDEAL LAP TIME : 56.428		BEST LAP TIME : 56.601		DIFFERENCE : 0.173		
LAP	SECTOR 1	SECTOR 2	LAP TIME	MPH	DIFF	TIME OF DAY
1 -	37.650	23.157	1:00.807	71.51	4.206	11:31:48.296
2 -	35.575	22.593	58.168	74.75	1.567	11:32:46.464
3 -	35.243	22.481	57.724	75.33	1.123	11:33:44.188
4 -	35.727	22.497	58.224	74.68	1.623	11:34:42.412
5 -	34.582	22.536	57.118	76.13	0.517	11:35:39.530
6 -	34.782	22.547	57.329	75.85	0.728	11:36:36.859
7 -	34.531	22.735	57.266	75.93	0.665	11:37:34.125
8 -	34.535	<b>22.066</b>	<b>56.601 (1)</b>	<b>76.82</b>		<b>11:38:30.726</b>
9 -	34.575	22.438	57.013 (2)	76.27	0.412	11:39:27.739
10 -	34.649	22.565	57.214	76.00	0.613	11:40:24.953
11 -	34.811	23.900	58.711	74.06	2.110	11:41:23.664
12 -	34.744	22.370	57.114 (3)	76.13	0.513	11:42:20.778
13 -	<b>34.362</b>	23.311	57.673	75.40	1.072	11:43:18.451
14 -	34.710	22.565	57.275	75.92	0.674	11:44:15.726

Weather / Track : Cloudy / Dry

Brands Hatch Indy  
Circuit Length = 1.2079 miles  
Start: 11:30 Flag 11:43 End: 11:44



# BMCRC - MRO Championships 2015 - Rnd 9 @ Brands Hatch Indy

## Thunderbike Extreme

### QUALIFYING - SECTOR ANALYSIS

SECTOR 1 = FL to I1, SECTOR 2 = I1 to FL, DIFF = Difference To Personal Best Lap

P26 35 R		Stephen HARVEY		Yamaha -		
IDEAL LAP TIME : 56.635		BEST LAP TIME : 56.696		DIFFERENCE : 0.061		
LAP	SECTOR 1	SECTOR 2	LAP TIME	MPH	DIFF	TIME OF DAY
1 -	40.656	24.450	1:05.106	66.79	8.410	11:31:57.374
2 -	37.038	23.512	1:00.550	71.81	3.854	11:32:57.924
3 -	36.057	23.014	59.071	73.61	2.375	11:33:56.995
4 -	35.570	22.576	58.146	74.78	1.450	11:34:55.141
5 -	34.512	22.466	56.978 (2)	76.32	0.282	11:35:52.119
6 -	35.607	22.917	58.524	74.30	1.828	11:36:50.643
7 -	34.844	22.360	57.204	76.01	0.508	11:37:47.847
8 -	35.083	22.301	57.384	75.78	0.688	11:38:45.231
9 -	35.540	22.499	58.039	74.92	1.343	11:39:43.270
10 -	<b>34.494</b>	22.202	<b>56.696 (1)</b>	<b>76.70</b>		<b>11:40:39.966</b>
11 -	34.961	<b>22.141</b>	57.102 (3)	76.15	0.406	11:41:37.068
12 -	34.933	22.295	57.228	75.98	0.532	11:42:34.296
13 -	34.720	22.460	57.180	76.05	0.484	11:43:31.476
14 -	34.815	22.603	57.418	75.73	0.722	11:44:28.894

P27 141 R		Matthew ROBINSON		Kawasaki - AM Construction Ltd		
IDEAL LAP TIME : 56.575		BEST LAP TIME : 56.749		DIFFERENCE : 0.174		
LAP	SECTOR 1	SECTOR 2	LAP TIME	MPH	DIFF	TIME OF DAY
1 -	41.049	25.433	1:06.482	65.41	9.733	11:32:08.702
2 -	37.855	24.136	1:01.991	70.14	5.242	11:33:10.693
3 -	37.383	23.406	1:00.789	71.53	4.040	11:34:11.482
4 -	35.668	23.046	58.714	74.06	1.965	11:35:10.196
5 -	36.116	23.721	59.837	72.67	3.088	11:36:10.033
6 -	37.637	23.100	1:00.737	71.59	3.988	11:37:10.770
7 -	35.390	23.177	58.567	74.25	1.818	11:38:09.337
8 -	35.991	22.784	58.775	73.98	2.026	11:39:08.112
9 -	34.720	22.675	57.395	75.76	0.646	11:40:05.507
10 -	34.801	22.461	57.262 (3)	75.94	0.513	11:41:02.769
11 -	<b>34.135</b>	22.614	<b>56.749 (1)</b>	<b>76.62</b>		<b>11:41:59.518</b>
12 -	34.549	<b>22.440</b>	56.989 (2)	76.30	0.240	11:42:56.507
13 -	34.919	22.494	57.413	75.74	0.664	11:43:53.920

P28 117 R		William SWIFT		Suzuki - McMillan Williams		
IDEAL LAP TIME : 57.216		BEST LAP TIME : 57.335		DIFFERENCE : 0.119		
LAP	SECTOR 1	SECTOR 2	LAP TIME	MPH	DIFF	TIME OF DAY
1 -	40.258	25.483	1:05.741	66.14	8.406	11:31:58.937
2 -	36.979	25.022	1:02.001	70.13	4.666	11:33:00.938
3 -	36.293	24.424	1:00.717	71.62	3.382	11:34:01.655
4 -	35.631	23.753	59.384	73.22	2.049	11:35:01.039
5 -	35.149	23.733	58.882	73.85	1.547	11:35:59.921
6 -	35.221	23.662	58.883	73.85	1.548	11:36:58.804
7 -	34.783	23.270	58.053	74.90	0.718	11:37:56.857
8 -	35.211	23.291	58.502	74.33	1.167	11:38:55.359
9 -	34.884	23.311	58.195	74.72	0.860	11:39:53.554
10 -	35.154	23.241	58.395	74.46	1.060	11:40:51.949
11 -	34.333	23.185	57.518 (2)	75.60	0.183	11:41:49.467
12 -	34.525	23.059	57.584 (3)	75.51	0.249	11:42:47.051
13 -	<b>34.250</b>	23.360	57.610	75.48	0.275	11:43:44.661
14 -	34.369	<b>22.966</b>	<b>57.335 (1)</b>	<b>75.84</b>		<b>11:44:41.996</b>

P29 192 R		Ben ROWSWELL		Suzuki -		
IDEAL LAP TIME : 57.265		BEST LAP TIME : 57.530		DIFFERENCE : 0.265		
LAP	SECTOR 1	SECTOR 2	LAP TIME	MPH	DIFF	TIME OF DAY
1 -	40.003	24.745	1:04.748	67.16	7.218	11:32:05.090
2 -	37.492	24.202	1:01.694	70.48	4.164	11:33:06.784
3 -	36.393	23.802	1:00.195	72.24	2.665	11:34:06.979
4 -	36.291	23.657	59.948	72.53	2.418	11:35:06.927

Weather / Track : Cloudy / Dry

Brands Hatch Indy  
Circuit Length = 1.2079 miles  
Start: 11:30 Flag 11:43 End: 11:44

# BMCRC - MRO Championships 2015 - Rnd 9 @ Brands Hatch Indy

## Thunderbike Extreme

### QUALIFYING - SECTOR ANALYSIS

SECTOR 1 = FL to I1, SECTOR 2 = I1 to FL, DIFF = Difference To Personal Best Lap

5 -	37.112	23.384	1:00.496	71.88	2.966	11:36:07.423
6 -	35.942	22.890	58.832	73.91	1.302	11:37:06.255
7 -	35.543	22.909	58.452	74.39	0.922	11:38:04.707
8 -	35.848	23.187	59.035	73.66	1.505	11:39:03.742
9 -	35.185	<b>22.587</b>	57.772 (3)	75.27	0.242	11:40:01.514
10 -	35.211	22.646	57.857	75.16	0.327	11:40:59.371
11 -	34.895	23.413	58.308	74.57	0.778	11:41:57.679
12 -	34.985	23.007	57.992	74.98	0.462	11:42:55.671
<b>13 -</b>	<b>34.678</b>	22.852	<b>57.530 (1)</b>	<b>75.58</b>		<b>11:43:53.201</b>
14 -	34.908	22.852	57.760 (2)	75.28	0.230	11:44:50.961

P30 16 R Matthew WREN			Kawasaki - Broken Matt			
IDEAL LAP TIME : 57.651		BEST LAP TIME : 57.651		DIFFERENCE : 0.000		
LAP	SECTOR 1	SECTOR 2	LAP TIME	MPH	DIFF	TIME OF DAY
1 -	40.910	25.715	1:06.625	65.26	8.974	11:32:05.585
2 -	38.779	25.037	1:03.816	68.14	6.165	11:33:09.401
3 -	37.713	23.953	1:01.666	70.51	4.015	11:34:11.067
4 -	37.418	24.061	1:01.479	70.73	3.828	11:35:12.546
5 -	35.908	23.591	59.499	73.08	1.848	11:36:12.045
6 -	36.311	23.570	59.881	72.62	2.230	11:37:11.926
7 -	35.660	22.954	58.614 (2)	74.19	0.963	11:38:10.540
8 -	35.753	24.187	59.940	72.54	2.289	11:39:10.480
9 -	35.442	23.633	59.075 (3)	73.61	1.424	11:40:09.555
<b>10 -</b>	<b>35.008</b>	<b>22.643</b>	<b>57.651 (1)</b>	<b>75.42</b>		<b>11:41:07.206</b>
11 -	35.302	23.999	59.301	73.33	1.650	11:42:06.507
12 -	35.789	23.393	59.182	73.47	1.531	11:43:05.689

P31 171 R Daniel GIBBS			Suzuki - Thomas Racing			
IDEAL LAP TIME : 58.360		BEST LAP TIME : 58.459		DIFFERENCE : 0.099		
LAP	SECTOR 1	SECTOR 2	LAP TIME	MPH	DIFF	TIME OF DAY
1 -	42.020	25.785	1:07.805	64.13	9.346	11:32:03.590
2 -	38.232	24.890	1:03.122	68.89	4.663	11:33:06.712
3 -	37.216	24.459	1:01.675	70.50	3.216	11:34:08.387
4 -	36.923	24.128	1:01.051	71.22	2.592	11:35:09.438
5 -	36.387	23.943	1:00.330	72.08	1.871	11:36:09.768
6 -	36.503	23.700	1:00.203	72.23	1.744	11:37:09.971
7 -	35.671	23.563	59.234 (3)	73.41	0.775	11:38:09.205
8 -	36.376	23.438	59.814	72.70	1.355	11:39:09.019
9 -	35.920	23.472	59.392	73.21	0.933	11:40:08.411
<b>10 -</b>	<b>35.304</b>	<b>23.155</b>	<b>58.459 (1)</b>	<b>74.38</b>		<b>11:41:06.870</b>
11 -	<b>35.205</b>	23.526	58.731 (2)	74.04	0.272	11:42:05.601

P32 46 R Adrian DRAPER			Suzuki - droopy racing uk			
IDEAL LAP TIME : 59.568		BEST LAP TIME : 59.638		DIFFERENCE : 0.070		
LAP	SECTOR 1	SECTOR 2	LAP TIME	MPH	DIFF	TIME OF DAY
1 -	40.516	25.384	1:05.900	65.98	6.262	11:32:13.335
2 -	38.170	25.361	1:03.531	68.44	3.893	11:33:16.866
3 -	37.359	24.254	1:01.613	70.57	1.975	11:34:18.479
4 -	37.177	24.088	1:01.265	70.98	1.627	11:35:19.744
5 -	36.975	24.411	1:01.386	70.84	1.748	11:36:21.130
6 -	36.779	24.026	1:00.805	71.51	1.167	11:37:21.935
7 -	36.625	<b>23.665</b>	1:00.290 (3)	72.12	0.652	11:38:22.225
8 -	36.438	23.760	1:00.198 (2)	72.23	0.560	11:39:22.423
9 -	36.242	24.129	1:00.371	72.03	0.733	11:40:22.794
10 -	36.776	23.959	1:00.735	71.59	1.097	11:41:23.529
11 -	37.295	23.764	1:01.059	71.21	1.421	11:42:24.588
<b>12 -</b>	<b>35.903</b>	23.735	<b>59.638 (1)</b>	<b>72.91</b>		<b>11:43:24.226</b>
13 -	36.564	23.818	1:00.382	72.01	0.744	11:44:24.608

Weather / Track : Cloudy / Dry

Brands Hatch Indy  
Circuit Length = 1.2079 miles  
Start: 11:30 Flag 11:43 End: 11:44

# BMCRC - MRO Championships 2015 - Rnd 9 @ Brands Hatch Indy

## Thunderbike Extreme

### QUALIFYING - BEST SECTORS

		SECTOR 1		SECTOR 2		IDEAL / BEST COMPARISON						
POS	NO	NAME	TIME	NO	NAME	TIME	POS	NO	NAME	IDEAL	BEST	DIFF
									<b>PERFECT LAP</b>	<b>51.347</b>		
1	40	SHELVEY	<b>30.810</b>	92	LAST	<b>20.537</b>	1	40	SHELVEY	51.351	51.351	0.000
2	11	HARVEY	<b>30.852</b>	40	SHELVEY	<b>20.541</b>	2	92	LAST	51.448	51.454	0.006
3	92	LAST	<b>30.911</b>	69	RUSSO	<b>20.578</b>	3	34	STUART	51.650	51.789	0.139
4	34	STUART	<b>31.071</b>	34	STUART	<b>20.579</b>	4	11	HARVEY	51.922	51.922	0.000
5	44	DAVIES	<b>31.286</b>	75	NEWMAN	<b>20.845</b>	5	44	DAVIES	52.352	52.892	0.540
6	58	KELLY	<b>31.504</b>	42	WOOD	<b>21.055</b>	6	69	RUSSO	52.472	52.485	0.013
7	75	NEWMAN	<b>31.768</b>	58	KELLY	<b>21.061</b>	7	58	KELLY	52.565	52.900	0.335
8	42	WOOD	<b>31.827</b>	44	DAVIES	<b>21.066</b>	8	75	NEWMAN	52.613	52.748	0.135
9	69	RUSSO	<b>31.894</b>	11	HARVEY	<b>21.070</b>	9	42	WOOD	52.882	52.974	0.092
10	47	TROWELL	<b>32.074</b>	47	TROWELL	<b>21.212</b>	10	47	TROWELL	53.286	53.504	0.218
11	41	ABRAHAM	<b>32.411</b>	41	ABRAHAM	<b>21.228</b>	11	41	ABRAHAM	53.639	53.662	0.023
12	39	COPLEY	<b>32.525</b>	28	NEMATI	<b>21.297</b>	12	28	NEMATI	53.958	54.294	0.336
13	30	HARLAND	<b>32.552</b>	39	COPLEY	<b>21.520</b>	13	39	COPLEY	54.045	54.045	0.000
14	254	WINDAS	<b>32.555</b>	30	HARLAND	<b>21.537</b>	14	30	HARLAND	54.089	54.374	0.285
15	57	WESTON	<b>32.587</b>	95	SMITH	<b>21.561</b>	15	254	WINDAS	54.186	54.186	0.000
16	28	NEMATI	<b>32.661</b>	254	WINDAS	<b>21.631</b>	16	57	WESTON	54.526	54.644	0.118
17	114	MARTIN	<b>32.856</b>	72	DAVIES	<b>21.639</b>	17	72	DAVIES	54.690	54.809	0.119
18	72	DAVIES	<b>33.051</b>	178	BEIGHTON	<b>21.702</b>	18	61	GREGORY	55.053	55.053	0.000
19	61	GREGORY	<b>33.140</b>	61	GREGORY	<b>21.913</b>	19	178	BEIGHTON	55.130	55.130	0.000
20	5	BISHOP	<b>33.279</b>	5	BISHOP	<b>21.917</b>	20	5	BISHOP	55.196	55.196	0.000
21	178	BEIGHTON	<b>33.428</b>	57	WESTON	<b>21.939</b>	21	95	SMITH	55.388	55.402	0.014
22	10	MASKELL	<b>33.801</b>	45	BRYANT	<b>22.066</b>	22	114	MARTIN	55.399	55.577	0.178
23	95	SMITH	<b>33.827</b>	35	HARVEY	<b>22.141</b>	23	55	COPLEY	56.269	56.452	0.183
24	55	COPLEY	<b>33.902</b>	55	COPLEY	<b>22.367</b>	24	10	MASKELL	56.270	56.530	0.260
25	141	ROBINSON	<b>34.135</b>	141	ROBINSON	<b>22.440</b>	25	45	BRYANT	56.428	56.601	0.173
26	117	SWIFT	<b>34.250</b>	10	MASKELL	<b>22.469</b>	26	141	ROBINSON	56.575	56.749	0.174
27	45	BRYANT	<b>34.362</b>	114	MARTIN	<b>22.543</b>	27	35	HARVEY	56.635	56.696	0.061
28	35	HARVEY	<b>34.494</b>	192	ROWSWELL	<b>22.587</b>	28	117	SWIFT	57.216	57.335	0.119
29	192	ROWSWELL	<b>34.678</b>	16	WREN	<b>22.643</b>	29	192	ROWSWELL	57.265	57.530	0.265
30	16	WREN	<b>35.008</b>	117	SWIFT	<b>22.966</b>	30	16	WREN	57.651	57.651	0.000
31	171	GIBBS	<b>35.205</b>	171	GIBBS	<b>23.155</b>	31	171	GIBBS	58.360	58.459	0.099
32	46	DRAPER	<b>35.903</b>	46	DRAPER	<b>23.665</b>	32	46	DRAPER	59.568	59.638	0.070

Weather / Track : Cloudy / Dry

Results can be found at [www.tsl-timing.com](http://www.tsl-timing.com)

Brands Hatch Indy  
Circuit Length = 1.2079 miles  
Start: 11:30 Flag 11:43 End: 11:44

Printed - 11:45 Saturday, 03 October 2015

# BMCRC - MRO Championships 2015 - Rnd 9 @ Brands Hatch Indy



## Thunderbike Extreme

### RACE 2 - CLASSIFICATION

POS	NO	CL	PIC NAME	ENTRY	LAPS	TIME	GAP	DIFF	MPH	BEST	ON
1	92		1 Matt LAST	Suzuki - Phase 5 Technology	14	11:57.567			84.84	50.256	5
2	40		2 David SHELVEY	Suzuki -	14	12:02.937	5.370	5.370	84.21	50.569	6
3	34		3 Daniel STUART	Yamaha - Aspect Maintenance	14	12:15.975	18.408	13.038	82.72	51.036	3
4	11	R	1 Josh HARVEY	Yamaha - NR Racing	14	12:16.774	19.207	0.799	82.63	51.533	5
5	69		4 Tony RUSSO	Suzuki - Titan Elevators	14	12:17.022	19.455	0.248	82.60	51.746	4
6	42		5 Alan WOOD	Suzuki - www.alanwoodracing.co.uk	14	12:17.323	19.756	0.301	82.56	51.774	8
7	47		6 Mark TROWELL	Yamaha - ELP	14	12:23.171	25.604	5.848	81.91	52.055	13
8	58		7 Justin KELLY	Suzuki - Go racing Developments	14	12:29.610	32.043	6.439	81.21	52.299	8
9	41		8 David ABRAHAM	Aprilia - Cambridge Motorcycles	14	12:30.481	32.914	0.871	81.12	52.627	8
10	57	R	2 Nicholas WESTON	Kawasaki - NWRacing	14	12:38.067	40.500	7.586	80.31	52.935	14
11	30		9 Alan HARLAND	Yamaha -	14	12:42.402	44.835	4.335	79.85	53.369	5
12	75		10 Paul NEWMAN	Honda - Leeway building services	14	12:42.642	45.075	0.240	79.82	52.776	10
13	254		11 Rick WINDAS	Ducati - Army Medical Services	14	12:42.736	45.169	0.094	79.81	53.671	3
14	178		12 Dan BEIGHTON	Kawasaki - ddb plumbing and heating	14	12:46.042	48.475	3.306	79.47	53.528	7
15	174		13 Talan SKEELS-PIGGINS	Suzuki - McMillan Williams	14	12:46.234	48.667	0.192	79.45	53.158	12
16	28		14 Dan NEMATI	Yamaha - Wayne Johnson	14	12:46.403	48.836	0.169	79.43	52.967	11
17	61	R	3 Jason GREGORY	Triumph - attention 2 detail	13	12:00.947	1 Lap	1 Lap	78.41	53.349	13
18	5		15 Nick BISHOP	Suzuki - Meltedsliders	13	12:01.804	1 Lap	0.857	78.32	53.567	13
19	114	R	4 Ricky MARTIN	Suzuki -	13	12:07.259	1 Lap	5.455	77.73	54.209	11
20	10	R	5 Mark MASKELL	Suzuki - h4hrr.co.uk - Poppy Nursing Services	13	12:12.350	1 Lap	5.091	77.19	54.351	7
21	45		16 Paul BRYANT	Honda - CVM	13	12:17.525	1 Lap	5.175	76.65	55.432	13
22	95	R	6 Karl SMITH	Suzuki - Smith Flooring Services	13	12:20.897	1 Lap	3.372	76.30	55.057	8
23	55		17 Michael COPLEY	Suzuki - spindle grind	13	12:26.464	1 Lap	5.567	75.73	55.806	4
24	117	R	7 William SWIFT	Suzuki - McMillan Williams	13	12:31.735	1 Lap	5.271	75.20	55.292	13
25	141	R	8 Matthew ROBINSON	Kawasaki - AM Construction Ltd	13	12:33.639	1 Lap	1.904	75.01	55.060	13
26	35	R	9 Stephen HARVEY	Yamaha -	13	12:36.226	1 Lap	2.587	74.75	56.723	12
27	171	R	10 Daniel GIBBS	Suzuki - Thomas Racing	13	12:42.315	1 Lap	6.089	74.15	57.044	9
28	16	R	11 Matthew WREN	Kawasaki - Broken Matt	13	12:42.604	1 Lap	0.289	74.12	56.654	9
29	46	R	12 Adrian DRAPER	Suzuki - droopy racing uk	13	12:53.400	1 Lap	10.796	73.09	57.278	8
30	192	R	13 Ben ROWSWELL	Suzuki -	12	11:57.098	2 Laps	1 Lap	72.76	57.647	8

#### NOT CLASSIFIED

DNF	44		Denzil DAVIES	Suzuki - Advanced Mouldings Ltd	6	5:13.887	8 Laps	6 Laps	83.12	50.799	6
DNF	72	R	Jim DAVIES	Yamaha - Necci Motorcycles Ltd	1	1:06.021	13 Laps	5 Laps	65.86	1:06.021	1

#### FASTEST LAP

	92		Matt LAST	Suzuki - Phase 5 Technology	5	50.256		86.52 mph		139.25 kph	
	11	R	Josh HARVEY	Yamaha - NR Racing	5	51.533		84.38 mph		135.80 kph	

Class - 90% of Race Speed = 76.35 mph  
 Class R - 90% of Race Speed = 74.36 mph

Brands Hatch Indy  
 Circuit Length = 1.2079 miles  
 Start: 14:57 Flag 15:09 End: 15:10

Weather / Track : Cloudy / Dry

These results are provisional until the conclusion of any judicial and technical matters.

Clerk Of Course :	Timekeeper :
-------------------	--------------

Results can be found at [www.tsl-timing.com](http://www.tsl-timing.com)

Printed - 15:11 Saturday, 03 October 2015



# BMCRC - MRO Championships 2015 - Rnd 9 @ Brands Hatch Indy

## Thunderbike Extreme

### RACE 2 - LAP CHART

#### LAP 1 @ 14:58:02.393

NO	BEHIND	LAP TIME
92		56.862
44	0.175	57.037
40	0.438	57.300
34	0.977	57.839
69	1.583	58.445
11	1.702	58.564
75	3.125	59.987
42	3.181	1:00.043
41	3.258	1:00.120
58	3.276	1:00.138
47	3.469	1:00.331
254	4.283	1:01.145
30	4.652	1:01.514
57	4.955	1:01.817
178	5.326	1:02.188
61	7.271	1:04.133
95	7.514	1:04.376
45	7.672	1:04.534
28	7.850	1:04.712
174	7.924	1:04.786
5	8.790	1:05.652
114	8.862	1:05.724
55	9.139	1:06.001
72	9.159	1:06.021
10	9.326	1:06.188
16	10.380	1:07.242
117	10.746	1:07.608
35	10.754	1:07.616
46	12.023	1:08.885
171	12.377	1:09.239
141	12.744	1:09.606
192	13.333	1:10.195

#### LAP 2 @ 14:58:54.121

NO	BEHIND	LAP TIME
40		51.290
92	0.031	51.759
44	0.262	51.815
34	0.716	51.467
69	2.799	52.944
11	2.822	52.848
42	3.278	51.825
41	4.863	53.333
47	5.433	53.692
58	5.911	54.363
75	6.309	54.912
254	6.907	54.352
57	7.139	53.912
30	7.298	54.374
178	7.752	54.154
95	11.950	56.164
61	12.432	56.889
174	12.638	56.442
28	12.825	56.703
5	13.076	56.014
45	13.192	57.248
114	13.832	56.698
55	14.135	56.724
10	14.946	57.348
35	17.156	58.130
117	17.605	58.587
16	18.378	59.726

Weather / Track : Cloudy / Dry

Results can be found at [www.tsl-timing.com](http://www.tsl-timing.com)

#### LAP 3 @ 14:59:45.230

NO	BEHIND	LAP TIME
46	18.975	58.680
141	19.542	58.526
171	19.972	59.323
192	22.044	1:00.439
92		51.078
40	0.195	51.304
44	0.511	51.358
34	0.643	51.036
69	3.579	51.889
11	3.644	51.931
42	4.595	52.426
47	7.069	52.745
41	7.285	53.531
58	7.538	52.736
75	7.978	52.778
254	9.469	53.671
57	9.748	53.718
30	10.135	53.946
178	10.526	53.883
174	17.055	55.526
95	17.267	56.426
61	17.448	56.125
28	17.599	55.883
5	17.824	55.857
114	18.299	55.576
45	18.401	56.318
55	18.914	55.888
10	19.364	55.527
117	23.768	57.272
35	24.037	57.990
46	26.910	59.044
141	27.222	58.789
16	27.460	1:00.191
171	27.695	58.832
192	30.649	59.714

#### LAP 4 @ 15:00:35.994

NO	BEHIND	LAP TIME
92		50.764
40	0.365	50.934
44	0.862	51.115
34	1.016	51.137
11	4.547	51.667
69	4.561	51.746
42	5.646	51.815
47	8.685	52.380
41	9.634	53.113
58	9.755	52.981
75	10.248	53.034
57	12.579	53.595
254	13.118	54.413
30	13.258	53.887
178	13.933	54.171
174	21.206	54.915
28	22.199	55.364
95	22.377	55.874
61	22.637	55.953
5	22.990	55.930
114	23.450	55.915
45	23.477	55.840
55	23.956	55.806

#### LAP 5 @ 15:01:26.250

NO	BEHIND	LAP TIME
10	24.425	55.825
117	30.492	57.488
35	30.904	57.631
46	34.577	58.431
141	35.084	58.626
171	35.500	58.569
16	35.789	59.093
192	39.082	59.197
92		50.256
40	0.951	50.842
34	2.327	51.567
44	2.369	51.763
11	5.824	51.533
69	6.067	51.762
42	7.244	51.854
47	10.705	52.276
58	12.390	52.891
41	12.588	53.210
75	12.974	52.982
57	15.289	52.966
30	16.371	53.369
254	16.764	53.902
178	17.288	53.611
174	24.332	53.382
28	25.496	53.553
61	27.660	55.279
95	28.645	56.524
5	28.866	56.132
114	29.691	56.497
55	30.031	56.331
45	30.058	56.837
10	30.221	56.052
117	38.055	57.819
35	38.223	57.575
141	41.544	56.716
46	42.062	57.741
171	43.183	57.939
16	43.584	58.051
192	47.968	59.142

#### LAP 6 @ 15:02:16.636

NO	BEHIND	LAP TIME
92		50.386
40	1.134	50.569
44	2.782	50.799
34	3.023	51.082
69	7.658	51.977
11	7.741	52.303
42	8.725	51.867
47	12.788	52.469
58	14.924	52.920
41	15.196	52.994
75	15.495	52.907
57	18.225	53.322
30	19.777	53.792
254	20.090	53.712
178	20.593	53.691
174	27.330	53.384
28	28.769	53.659
61	31.525	54.251
5	32.869	54.389

#### LAP 7 @ 15:03:06.988

NO	BEHIND	LAP TIME
95	33.500	55.241
114	34.593	55.288
10	35.337	55.502
55	35.468	55.823
45	35.735	56.063
117	44.567	56.898
35	44.939	57.102
141	48.136	56.978
46	49.033	57.357
92		50.352
171	1 Lap	57.710
16	1 Lap	57.624
40	1.490	50.708
34	4.787	52.116
192	1 Lap	59.379
69	9.429	52.123
11	9.460	52.071
42	10.187	51.814
47	14.620	52.184
58	17.449	52.877
41	17.911	53.067
75	18.146	53.003
57	21.432	53.559
30	23.394	53.969
254	23.666	53.928
178	23.769	53.528
174	30.406	53.428
28	32.220	53.803
61	35.454	54.281
5	36.559	54.042
95	38.279	55.131
114	38.740	54.499
10	39.336	54.351
45	41.420	56.037
55	41.563	56.447

#### LAP 8 @ 15:03:58.138

NO	BEHIND	LAP TIME
92		51.150
117	1 Lap	57.100
35	1 Lap	57.340
40	2.471	52.131
141	1 Lap	56.537
46	1 Lap	57.498
34	6.178	52.541
171	1 Lap	57.192
16	1 Lap	57.170
69	10.355	52.076
11	10.395	52.085
42	10.811	51.774
192	1 Lap	57.950
47	15.546	52.076
58	18.598	52.299
41	19.388	52.627
57	23.916	53.634
30	26.255	54.011
254	26.507	53.991
178	26.888	54.269
75	30.899	1:03.903
174	32.786	53.530
28	34.187	53.117

#### LAP 9 @ 15:04:48.521

NO	BEHIND	LAP TIME
61	38.486	54.182
5	38.990	53.581
95	42.186	55.057
114	42.424	54.834
10	42.925	54.739
45	45.994	55.724
55	46.946	56.533
92		50.383
40	3.799	51.711
117	1 Lap	55.889
35	1 Lap	56.746
34	9.032	53.237
141	1 Lap	56.293
46	1 Lap	57.278
11	12.168	52.156
69	12.594	52.622
42	12.963	52.535
171	1 Lap	57.212
16	1 Lap	57.601
47	17.764	52.601
192	1 Lap	57.647
58	20.705	52.490
41	22.084	53.079
57	26.687	53.154
30	30.083	54.211
254	30.363	54.239
178	30.513	54.008
75	33.777	53.261
174	35.821	53.418
28	37.315	53.511
61	42.268	54.165
5	42.544	53.937
114	46.852	54.811
10	48.177	55.635
95	48.205	56.402

#### LAP 10 @ 15:05:39.597

NO	BEHIND	LAP TIME
92		51.076
45	1 Lap	55.654
55	1 Lap	56.436
40	3.572	50.849
117	1 Lap	56.380
34	11.120	53.164
35	1 Lap	56.937
11	13.115	52.023
69	13.717	52.199
42	14.036	52.149
141	1 Lap	56.074
46	1 Lap	57.506
171	1 Lap	57.044
47	19.061	52.373
16	1 Lap	56.654
58	22.171	52.542
41	23.757	52.749
192	1 Lap	58.108
57	28.777	53.166
30	32.709	53.702
254	33.028	53.741
178	33.858	54.421
75	35.477	52.776

Brands Hatch Indy

Circuit Length = 1.2079 miles

Start: 14:57 Flag 15:09 End: 15:10

# BMCRC - MRO Championships 2015 - Rnd 9 @ Brands Hatch Indy

## Thunderbike Extreme

### RACE 2 - LAP CHART

<b>174</b>	38.315	53.570	<b>178</b>	41.268	55.311	<b>254</b>	45.169	53.869
<b>28</b>	39.444	53.205	<b>192</b>	1 Lap	58.005	<b>178</b>	48.475	54.613
<b>61</b>	45.383	54.191	<b>174</b>	42.876	53.158	<b>174</b>	48.667	53.781
<b>5</b>	45.700	54.232	<b>28</b>	43.547	53.108	<b>28</b>	48.836	53.386
<b>114</b>	50.261	54.485				<b>46</b>	1 Lap	57.924

#### LAP 13 @ 15:08:12.831

#### LAP 11 @ 15:06:30.589

NO	BEHIND	LAP TIME	NO	BEHIND	LAP TIME
92		50.992	92		51.262
10	1 Lap	55.331	61	1 Lap	54.035
95	1 Lap	57.342	5	1 Lap	54.331
40	3.789	51.209	40	4.580	51.246
45	1 Lap	56.051	114	1 Lap	54.478
55	1 Lap	57.332	10	1 Lap	54.912
34	12.029	51.901	45	1 Lap	55.709
69	15.227	52.502	34	16.326	52.924
11	15.298	53.175	95	1 Lap	57.384
42	15.339	52.295	11	16.855	51.902
117	1 Lap	59.333	69	16.874	51.987
35	1 Lap	57.589	42	17.267	52.130
141	1 Lap	56.988	55	1 Lap	58.171
47	20.386	52.317	47	23.628	52.055
58	24.629	53.450	58	28.867	53.539
171	1 Lap	57.421	117	1 Lap	56.171
16	1 Lap	57.332	41	30.254	53.670
41	26.006	53.241	35	1 Lap	56.723
46	1 Lap	1:03.333	141	1 Lap	56.626
57	31.429	53.644	171	1 Lap	57.495
30	35.533	53.816	57	37.832	54.358
192	1 Lap	58.964	16	1 Lap	57.550
254	35.747	53.711	30	41.193	53.901
178	36.937	54.071	254	41.567	53.960
75	37.338	52.853	75	41.680	52.937
174	40.698	53.375	178	44.129	54.123
28	41.419	52.967	174	45.153	53.539
61	48.505	54.114	28	45.717	53.432
5	48.848	54.140	46	1 Lap	58.789
			192	1 Lap	58.358

#### LAP 12 @ 15:07:21.569

NO	BEHIND	LAP TIME	NO	BEHIND	LAP TIME
92		50.980	92		50.267
114	1 Lap	54.209	61	1 Lap	53.349
40	4.596	51.787	5	1 Lap	53.567
10	1 Lap	55.771	40	5.370	51.057
95	1 Lap	57.781	114	1 Lap	54.245
45	1 Lap	56.078	10	1 Lap	55.169
34	14.664	53.615	34	18.408	52.349
55	1 Lap	57.707	11	19.207	52.619
69	16.149	51.902	69	19.455	52.848
11	16.215	51.897	42	19.756	52.756
42	16.399	52.040	45	1 Lap	55.432
47	22.835	53.429	95	1 Lap	57.195
117	1 Lap	55.898	47	25.604	52.243
35	1 Lap	56.956	55	1 Lap	57.265
141	1 Lap	56.820	58	32.043	53.443
58	26.590	52.941	41	32.914	52.927
41	27.846	52.820	117	1 Lap	55.292
171	1 Lap	57.102	141	1 Lap	55.060
16	1 Lap	57.143	35	1 Lap	57.891
57	34.736	54.287	57	40.500	52.935
30	38.554	54.001	171	1 Lap	57.237
254	38.869	54.102	30	44.835	53.909
75	40.005	53.647	16	1 Lap	57.227
46	1 Lap	1:00.934	75	45.075	53.662

Weather / Track : Cloudy / Dry

Brands Hatch Indy  
Circuit Length = 1.2079 miles  
Start: 14:57 Flag 15:09 End: 15:10

# BMCRC - MRO Championships 2015 - Rnd 9 @ Brands Hatch Indy

## Thunderbike Extreme

### RACE 2 - SECTOR ANALYSIS

SECTOR 1 = FL to I1, SECTOR 2 = I1 to FL, DIFF = Difference To Personal Best Lap

<b>P1 92 Matt LAST</b>		Suzuki - Phase 5 Technology				
IDEAL LAP TIME : 50.095		BEST LAP TIME : 50.256		DIFFERENCE : 0.161		
LAP	SECTOR 1	SECTOR 2	LAP TIME	MPH	DIFF	TIME OF DAY
1 -		20.939	56.862	76.47	6.606	14:58:02.393
2 -	31.027	20.732	51.759	84.01	1.503	14:58:54.152
3 -	30.614	20.464	51.078	85.13	0.822	14:59:45.230
4 -	30.616	20.148	50.764	85.66	0.508	15:00:35.994
5 -	<b>30.087</b>	20.169	<b>50.256 (1)</b>	<b>86.52</b>		<b>15:01:26.250</b>
6 -	30.306	20.080	50.386	86.30	0.130	15:02:16.636
7 -	30.133	20.219	50.352 (3)	86.36	0.096	15:03:06.988
8 -	30.742	20.408	51.150	85.01	0.894	15:03:58.138
9 -	30.221	20.162	50.383	86.31	0.127	15:04:48.521
10 -	30.327	20.749	51.076	85.13	0.820	15:05:39.597
11 -	30.723	20.269	50.992	85.28	0.736	15:06:30.589
12 -	30.696	20.284	50.980	85.30	0.724	15:07:21.569
13 -	30.421	20.841	51.262	84.83	1.006	15:08:12.831
14 -	30.259	<b>20.008</b>	50.267 (2)	86.51	0.011	15:09:03.098

<b>P2 40 David SHELVEY</b>		Suzuki -				
IDEAL LAP TIME : 50.539		BEST LAP TIME : 50.569		DIFFERENCE : 0.030		
LAP	SECTOR 1	SECTOR 2	LAP TIME	MPH	DIFF	TIME OF DAY
1 -		20.568	57.300	75.89	6.731	14:58:02.831
2 -	30.782	20.508	51.290	84.78	0.721	14:58:54.121
3 -	30.939	20.365	51.304	84.76	0.735	14:59:45.425
4 -	30.724	20.210	50.934	85.37	0.365	15:00:36.359
5 -	30.464	20.378	50.842 (3)	85.53	0.273	15:01:27.201
6 -	<b>30.404</b>	20.165	<b>50.569 (1)</b>	<b>85.99</b>		<b>15:02:17.770</b>
7 -	30.573	<b>20.135</b>	50.708 (2)	85.75	0.139	15:03:08.478
8 -	31.573	20.558	52.131	83.41	1.562	15:04:00.609
9 -	31.224	20.487	51.711	84.09	1.142	15:04:52.320
10 -	30.650	20.199	50.849	85.51	0.280	15:05:43.169
11 -	30.696	20.513	51.209	84.91	0.640	15:06:34.378
12 -	31.335	20.452	51.787	83.97	1.218	15:07:26.165
13 -	30.627	20.619	51.246	84.85	0.677	15:08:17.411
14 -	30.719	20.338	51.057	85.17	0.488	15:09:08.468

<b>P3 34 Daniel STUART</b>		Yamaha - Aspect Maintenance				
IDEAL LAP TIME : 50.842		BEST LAP TIME : 51.036		DIFFERENCE : 0.194		
LAP	SECTOR 1	SECTOR 2	LAP TIME	MPH	DIFF	TIME OF DAY
1 -		20.868	57.839	75.18	6.803	14:58:03.370
2 -	31.107	20.360	51.467	84.49	0.431	14:58:54.837
3 -	<b>30.732</b>	20.304	<b>51.036 (1)</b>	<b>85.20</b>		<b>14:59:45.873</b>
4 -	31.027	<b>20.110</b>	51.137 (3)	85.03	0.101	15:00:37.010
5 -	30.906	20.661	51.567	84.32	0.531	15:01:28.577
6 -	30.915	20.167	51.082 (2)	85.12	0.046	15:02:19.659
7 -	31.237	20.879	52.116	83.44	1.080	15:03:11.775
8 -	30.824	21.717	52.541	82.76	1.505	15:04:04.316
9 -	31.181	22.056	53.237	81.68	2.201	15:04:57.553
10 -	31.740	21.424	53.164	81.79	2.128	15:05:50.717
11 -	31.326	20.575	51.901	83.78	0.865	15:06:42.618
12 -	31.329	22.286	53.615	81.10	2.579	15:07:36.233
13 -	31.118	21.806	52.924	82.16	1.888	15:08:29.157
14 -	31.828	20.521	52.349	83.06	1.313	15:09:21.506

<b>P4 11 R Josh HARVEY</b>		Yamaha - NR Racing				
IDEAL LAP TIME : 51.441		BEST LAP TIME : 51.533		DIFFERENCE : 0.092		
LAP	SECTOR 1	SECTOR 2	LAP TIME	MPH	DIFF	TIME OF DAY
1 -		21.299	58.564	74.25	7.031	14:58:04.095
2 -	31.895	20.953	52.848	82.28	1.315	14:58:56.943
3 -	<b>30.658</b>	21.273	51.931	83.73	0.398	14:59:48.874

Weather / Track : Cloudy / Dry

Brands Hatch Indy  
Circuit Length = 1.2079 miles  
Start: 14:57 Flag 15:09 End: 15:10

# BMCRC - MRO Championships 2015 - Rnd 9 @ Brands Hatch Indy

## Thunderbike Extreme

### RACE 2 - SECTOR ANALYSIS

SECTOR 1 = FL to I1, SECTOR 2 = I1 to FL, DIFF = Difference To Personal Best Lap

4 -	30.801	20.866	51.667 (2)	84.16	0.134	15:00:40.541
5 -	30.676	20.857	<b>51.533 (1)</b>	<b>84.38</b>		<b>15:01:32.074</b>
6 -	31.184	21.119	52.303	83.14	0.770	15:02:24.377
7 -	31.071	21.000	52.071	83.51	0.538	15:03:16.448
8 -	31.120	20.965	52.085	83.49	0.552	15:04:08.533
9 -	30.837	21.319	52.156	83.37	0.623	15:05:00.689
10 -	31.007	21.016	52.023	83.59	0.490	15:05:52.712
11 -	31.872	21.303	53.175	81.77	1.642	15:06:45.887
12 -	30.908	20.989	51.897 (3)	83.79	0.364	15:07:37.784
13 -	31.119	<b>20.783</b>	51.902	83.78	0.369	15:08:29.686
14 -	31.699	20.920	52.619	82.64	1.086	15:09:22.305

P5	69	Tony RUSSO	Suzuki - Titan Elevators			
IDEAL LAP TIME : 51.492		BEST LAP TIME : 51.746	DIFFERENCE : 0.254			
LAP	SECTOR 1	SECTOR 2	LAP TIME	MPH	DIFF	TIME OF DAY

1 -		20.947	58.445	74.40	6.699	14:58:03.976
2 -	32.209	20.735	52.944	82.13	1.198	14:58:56.920
3 -	31.233	20.656	51.889 (3)	83.80	0.143	14:59:48.809
4 -	31.258	20.488	<b>51.746 (1)</b>	<b>84.03</b>		<b>15:00:40.555</b>
5 -	31.450	20.312	51.762 (2)	84.01	0.016	15:01:32.317
6 -	31.305	20.672	51.977	83.66	0.231	15:02:24.294
7 -	31.428	20.695	52.123	83.42	0.377	15:03:16.417
8 -	31.780	<b>20.296</b>	52.076	83.50	0.330	15:04:08.493
9 -	31.424	21.198	52.622	82.63	0.876	15:05:01.115
10 -	31.563	20.636	52.199	83.30	0.453	15:05:53.314
11 -	31.553	20.949	52.502	82.82	0.756	15:06:45.816
12 -	<b>31.196</b>	20.706	51.902	83.78	0.156	15:07:37.718
13 -	31.390	20.597	51.987	83.64	0.241	15:08:29.705
14 -	31.857	20.991	52.848	82.28	1.102	15:09:22.553

P6	42	Alan WOOD	Suzuki - www.alanwoodracing.co.uk			
IDEAL LAP TIME : 51.394		BEST LAP TIME : 51.774	DIFFERENCE : 0.380			
LAP	SECTOR 1	SECTOR 2	LAP TIME	MPH	DIFF	TIME OF DAY

1 -		21.329	1:00.043	72.42	8.269	14:58:05.574
2 -	31.146	20.679	51.825	83.90	0.051	14:58:57.399
3 -	31.571	20.855	52.426	82.94	0.652	14:59:49.825
4 -	<b>30.979</b>	20.836	51.815 (3)	83.92	0.041	15:00:41.640
5 -	31.195	20.659	51.854	83.86	0.080	15:01:33.494
6 -	31.203	20.664	51.867	83.84	0.093	15:02:25.361
7 -	31.076	20.738	51.814 (2)	83.92	0.040	15:03:17.175
8 -	31.275	20.499	<b>51.774 (1)</b>	<b>83.99</b>		<b>15:04:08.949</b>
9 -	31.429	21.106	52.535	82.77	0.761	15:05:01.484
10 -	31.734	<b>20.415</b>	52.149	83.38	0.375	15:05:53.633
11 -	31.524	20.771	52.295	83.15	0.521	15:06:45.928
12 -	31.504	20.536	52.040	83.56	0.266	15:07:37.968
13 -	31.525	20.605	52.130	83.41	0.356	15:08:30.098
14 -	31.614	21.142	52.756	82.42	0.982	15:09:22.854

P7	47	Mark TROWELL	Yamaha - ELP			
IDEAL LAP TIME : 51.878		BEST LAP TIME : 52.055	DIFFERENCE : 0.177			
LAP	SECTOR 1	SECTOR 2	LAP TIME	MPH	DIFF	TIME OF DAY

1 -		21.170	1:00.331	72.07	8.276	14:58:05.862
2 -	32.683	21.009	53.692	80.99	1.637	14:58:59.554
3 -	31.662	21.083	52.745	82.44	0.690	14:59:52.299
4 -	31.425	20.955	52.380	83.02	0.325	15:00:44.679
5 -	31.291	20.985	52.276	83.18	0.221	15:01:36.955
6 -	31.420	21.049	52.469	82.87	0.414	15:02:29.424
7 -	31.308	20.876	52.184 (3)	83.33	0.129	15:03:21.608
8 -	31.209	20.867	52.076 (2)	83.50	0.021	15:04:13.684
9 -	31.617	20.984	52.601	82.67	0.546	15:05:06.285
10 -	31.426	20.947	52.373	83.03	0.318	15:05:58.658
11 -	31.611	<b>20.706</b>	52.317	83.12	0.262	15:06:50.975

Weather / Track : Cloudy / Dry

Brands Hatch Indy  
Circuit Length = 1.2079 miles  
Start: 14:57 Flag 15:09 End: 15:10



# BMCRC - MRO Championships 2015 - Rnd 9 @ Brands Hatch Indy

## Thunderbike Extreme

### RACE 2 - SECTOR ANALYSIS

SECTOR 1 = FL to I1, SECTOR 2 = I1 to FL, DIFF = Difference To Personal Best Lap

12 -	32.443	20.986	53.429	81.39	1.374	15:07:44.404
<b>13 -</b>	<b>31.172</b>	20.883	<b>52.055 (1)</b>	<b>83.53</b>		<b>15:08:36.459</b>
14 -	31.536	20.707	52.243	83.23	0.188	15:09:28.702

<b>P8 58 Justin KELLY</b>		Suzuki - Go racing Developments				
IDEAL LAP TIME : 52.299		BEST LAP TIME : 52.299		DIFFERENCE : 0.000		
LAP	SECTOR 1	SECTOR 2	LAP TIME	MPH	DIFF	TIME OF DAY
1 -		21.656	1:00.138	72.30	7.839	14:58:05.669
2 -	32.989	21.374	54.363	79.99	2.064	14:59:00.032
3 -	31.667	21.069	52.736	82.45	0.437	14:59:52.768
4 -	31.906	21.075	52.981	82.07	0.682	15:00:45.749
5 -	31.578	21.313	52.891	82.21	0.592	15:01:38.640
6 -	31.334	21.586	52.920	82.17	0.621	15:02:31.560
7 -	31.725	21.152	52.877	82.23	0.578	15:03:24.437
<b>8 -</b>	<b>31.327</b>	<b>20.972</b>	<b>52.299 (1)</b>	<b>83.14</b>		<b>15:04:16.736</b>
9 -	31.410	21.080	52.490 (2)	82.84	0.191	15:05:09.226
10 -	31.558	20.984	52.542 (3)	82.76	0.243	15:06:01.768
11 -	31.722	21.728	53.450	81.35	1.151	15:06:55.218
12 -	31.678	21.263	52.941	82.14	0.642	15:07:48.159
13 -	31.897	21.642	53.539	81.22	1.240	15:08:41.698
14 -	31.980	21.463	53.443	81.36	1.144	15:09:35.141

<b>P9 41 David ABRAHAM</b>		Aprilia - Cambridge Motorcycles				
IDEAL LAP TIME : 52.586		BEST LAP TIME : 52.627		DIFFERENCE : 0.041		
LAP	SECTOR 1	SECTOR 2	LAP TIME	MPH	DIFF	TIME OF DAY
1 -		21.799	1:00.120	72.33	7.493	14:58:05.651
2 -	32.307	21.026	53.333	81.53	0.706	14:58:58.984
3 -	32.461	21.070	53.531	81.23	0.904	14:59:52.515
4 -	31.995	21.118	53.113	81.87	0.486	15:00:45.628
5 -	32.325	20.885	53.210	81.72	0.583	15:01:38.838
6 -	32.029	20.965	52.994	82.05	0.367	15:02:31.832
7 -	32.032	21.035	53.067	81.94	0.440	15:03:24.899
<b>8 -</b>	31.914	<b>20.713</b>	<b>52.627 (1)</b>	<b>82.63</b>		<b>15:04:17.526</b>
9 -	32.172	20.907	53.079	81.92	0.452	15:05:10.605
10 -	<b>31.873</b>	20.876	52.749 (2)	82.43	0.122	15:06:03.354
11 -	32.228	21.013	53.241	81.67	0.614	15:06:56.595
12 -	32.025	20.795	52.820 (3)	82.32	0.193	15:07:49.415
13 -	32.341	21.329	53.670	81.02	1.043	15:08:43.085
14 -	31.971	20.956	52.927	82.16	0.300	15:09:36.012

<b>P10 57 R Nicholas WESTON</b>		Kawasaki - NWRacing				
IDEAL LAP TIME : 52.685		BEST LAP TIME : 52.935		DIFFERENCE : 0.250		
LAP	SECTOR 1	SECTOR 2	LAP TIME	MPH	DIFF	TIME OF DAY
1 -		21.859	1:01.817	70.34	8.882	14:58:07.348
2 -	32.234	21.678	53.912	80.66	0.977	14:59:01.260
3 -	32.175	21.543	53.718	80.95	0.783	14:59:54.978
4 -	32.333	21.262	53.595	81.13	0.660	15:00:48.573
5 -	31.737	21.229	52.966 (2)	82.10	0.031	15:01:41.539
6 -	32.015	21.307	53.322	81.55	0.387	15:02:34.861
7 -	31.993	21.566	53.559	81.19	0.624	15:03:28.420
8 -	32.223	21.411	53.634	81.07	0.699	15:04:22.054
9 -	31.914	21.240	53.154 (3)	81.81	0.219	15:05:15.208
10 -	31.885	21.281	53.166	81.79	0.231	15:06:08.374
11 -	32.258	21.386	53.644	81.06	0.709	15:07:02.018
12 -	33.165	<b>21.122</b>	54.287	80.10	1.352	15:07:56.305
13 -	31.899	22.459	54.358	79.99	1.423	15:08:50.663
<b>14 -</b>	<b>31.563</b>	21.372	<b>52.935 (1)</b>	<b>82.14</b>		<b>15:09:43.598</b>

Weather / Track : Cloudy / Dry

Brands Hatch Indy  
Circuit Length = 1.2079 miles  
Start: 14:57 Flag 15:09 End: 15:10

# BMCRC - MRO Championships 2015 - Rnd 9 @ Brands Hatch Indy

## Thunderbike Extreme

### RACE 2 - SECTOR ANALYSIS

SECTOR 1 = FL to I1, SECTOR 2 = I1 to FL, DIFF = Difference To Personal Best Lap

<b>P11 30</b>		<b>Alan HARLAND</b>		Yamaha -		
IDEAL LAP TIME : 53.369		BEST LAP TIME : 53.369		DIFFERENCE : 0.000		
LAP	SECTOR 1	SECTOR 2	LAP TIME	MPH	DIFF	TIME OF DAY
1 -		21.891	1:01.514	70.69	8.145	14:58:07.045
2 -	32.751	21.623	54.374	79.97	1.005	14:59:01.419
3 -	32.507	21.439	53.946	80.61	0.577	14:59:55.365
4 -	32.397	21.490	53.887	80.69	0.518	15:00:49.252
5 -	<b>31.973</b>	<b>21.396</b>	<b>53.369 (1)</b>	<b>81.48</b>		<b>15:01:42.621</b>
6 -	32.183	21.609	53.792 (3)	80.84	0.423	15:02:36.413
7 -	32.393	21.576	53.969	80.57	0.600	15:03:30.382
8 -	32.324	21.687	54.011	80.51	0.642	15:04:24.393
9 -	32.577	21.634	54.211	80.21	0.842	15:05:18.604
10 -	32.270	21.432	53.702 (2)	80.97	0.333	15:06:12.306
11 -	32.364	21.452	53.816	80.80	0.447	15:07:06.122
12 -	32.361	21.640	54.001	80.52	0.632	15:08:00.123
13 -	32.483	21.418	53.901	80.67	0.532	15:08:54.024
14 -	32.180	21.729	53.909	80.66	0.540	15:09:47.933

<b>P12 75</b>		<b>Paul NEWMAN</b>		Honda - Leeway building services		
IDEAL LAP TIME : 52.488		BEST LAP TIME : 52.776		DIFFERENCE : 0.288		
LAP	SECTOR 1	SECTOR 2	LAP TIME	MPH	DIFF	TIME OF DAY
1 -		21.937	59.987	72.49	7.211	14:58:05.518
2 -	33.222	21.690	54.912	79.19	2.136	14:59:00.430
3 -	31.940	20.838	52.778 (2)	82.39	0.002	14:59:53.208
4 -	32.189	20.845	53.034	81.99	0.258	15:00:46.242
5 -	32.027	20.955	52.982	82.07	0.206	15:01:39.224
6 -	32.016	20.891	52.907	82.19	0.131	15:02:32.131
7 -	32.166	<b>20.837</b>	53.003	82.04	0.227	15:03:25.134
8 -	41.657	22.246	1:03.903	68.05	11.127	15:04:29.037
9 -	32.144	21.117	53.261	81.64	0.485	15:05:22.298
10 -	31.763	21.013	<b>52.776 (1)</b>	<b>82.39</b>		<b>15:06:15.074</b>
11 -	31.857	20.996	52.853 (3)	82.27	0.077	15:07:07.927
12 -	32.393	21.254	53.647	81.05	0.871	15:08:01.574
13 -	<b>31.651</b>	21.286	52.937	82.14	0.161	15:08:54.511
14 -	31.958	21.704	53.662	81.03	0.886	15:09:48.173

<b>P13 254</b>		<b>Rick WINDAS</b>		Ducati - Army Medical Services		
IDEAL LAP TIME : 53.481		BEST LAP TIME : 53.671		DIFFERENCE : 0.190		
LAP	SECTOR 1	SECTOR 2	LAP TIME	MPH	DIFF	TIME OF DAY
1 -		21.622	1:01.145	71.11	7.474	14:58:06.676
2 -	32.612	21.740	54.352	80.00	0.681	14:59:01.028
3 -	<b>32.169</b>	21.502	<b>53.671 (1)</b>	<b>81.02</b>		<b>14:59:54.699</b>
4 -	32.829	21.584	54.413	79.91	0.742	15:00:49.112
5 -	32.529	21.373	53.902	80.67	0.231	15:01:43.014
6 -	32.400	<b>21.312</b>	53.712 (3)	80.96	0.041	15:02:36.726
7 -	32.356	21.572	53.928	80.63	0.257	15:03:30.654
8 -	32.518	21.473	53.991	80.54	0.320	15:04:24.645
9 -	32.773	21.466	54.239	80.17	0.568	15:05:18.884
10 -	32.398	21.343	53.741	80.91	0.070	15:06:12.625
11 -	32.350	21.361	53.711 (2)	80.96	0.040	15:07:06.336
12 -	32.422	21.680	54.102	80.37	0.431	15:08:00.438
13 -	32.553	21.407	53.960	80.58	0.289	15:08:54.398
14 -	32.476	21.393	53.869	80.72	0.198	15:09:48.267

<b>P14 178</b>		<b>Dan BEIGHTON</b>		Kawasaki - ddb plumbing and heating		
IDEAL LAP TIME : 53.497		BEST LAP TIME : 53.528		DIFFERENCE : 0.031		
LAP	SECTOR 1	SECTOR 2	LAP TIME	MPH	DIFF	TIME OF DAY
1 -		21.758	1:02.188	69.92	8.660	14:58:07.719
2 -	32.817	21.337	54.154	80.30	0.626	14:59:01.873
3 -	<b>32.461</b>	21.422	53.883	80.70	0.355	14:59:55.756

Weather / Track : Cloudy / Dry

Brands Hatch Indy  
Circuit Length = 1.2079 miles  
Start: 14:57 Flag 15:09 End: 15:10

# BMCRC - MRO Championships 2015 - Rnd 9 @ Brands Hatch Indy

## Thunderbike Extreme

### RACE 2 - SECTOR ANALYSIS

SECTOR 1 = FL to I1, SECTOR 2 = I1 to FL, DIFF = Difference To Personal Best Lap

4 -	32.754	21.417	54.171	80.27	0.643	15:00:49.927
5 -	32.463	21.148	53.611 (2)	81.11	0.083	15:01:43.538
6 -	32.568	21.123	53.691 (3)	80.99	0.163	15:02:37.229
7 -	32.492	<b>21.036</b>	<b>53.528 (1)</b>	<b>81.23</b>		<b>15:03:30.757</b>
8 -	32.743	21.526	54.269	80.13	0.741	15:04:25.026
9 -	32.631	21.377	54.008	80.51	0.480	15:05:19.034
10 -	32.950	21.471	54.421	79.90	0.893	15:06:13.455
11 -	32.674	21.397	54.071	80.42	0.543	15:07:07.526
12 -	33.860	21.451	55.311	78.62	1.783	15:08:02.837
13 -	32.922	21.201	54.123	80.34	0.595	15:08:56.960
14 -	33.012	21.601	54.613	79.62	1.085	15:09:51.573

P15 174		Talan SKEELS-PIGGINS		Suzuki - McMillan Williams		
IDEAL LAP TIME : 53.045		BEST LAP TIME : 53.158		DIFFERENCE : 0.113		
LAP	SECTOR 1	SECTOR 2	LAP TIME	MPH	DIFF	TIME OF DAY
1 -		22.271	1:04.786	67.12	11.628	14:58:10.317
2 -	33.912	22.530	56.442	77.04	3.284	14:59:06.759
3 -	32.965	22.561	55.526	78.31	2.368	15:00:02.285
4 -	32.559	22.356	54.915	79.18	1.757	15:00:57.200
5 -	32.043	21.339	53.382 (3)	81.46	0.224	15:01:50.582
6 -	32.040	21.344	53.384	81.45	0.226	15:02:43.966
7 -	32.078	21.350	53.428	81.39	0.270	15:03:37.394
8 -	32.257	21.273	53.530	81.23	0.372	15:04:30.924
9 -	32.135	21.283	53.418	81.40	0.260	15:05:24.342
10 -	32.227	21.343	53.570	81.17	0.412	15:06:17.912
11 -	<b>31.956</b>	21.419	53.375 (2)	81.47	0.217	15:07:11.287
12 -	32.069	<b>21.089</b>	<b>53.158 (1)</b>	<b>81.80</b>		<b>15:08:04.445</b>
13 -	32.321	21.218	53.539	81.22	0.381	15:08:57.984
14 -	32.189	21.592	53.781	80.85	0.623	15:09:51.765

P16 28		Dan NEMATI		Yamaha - Wayne Johnson		
IDEAL LAP TIME : 52.670		BEST LAP TIME : 52.967		DIFFERENCE : 0.297		
LAP	SECTOR 1	SECTOR 2	LAP TIME	MPH	DIFF	TIME OF DAY
1 -		22.826	1:04.712	67.19	11.745	14:58:10.243
2 -	34.386	22.317	56.703	76.69	3.736	14:59:06.946
3 -	33.324	22.559	55.883	77.81	2.916	15:00:02.829
4 -	33.490	21.874	55.364	78.54	2.397	15:00:58.193
5 -	32.401	21.152	53.553	81.20	0.586	15:01:51.746
6 -	32.467	21.192	53.659	81.04	0.692	15:02:45.405
7 -	32.443	21.360	53.803	80.82	0.836	15:03:39.208
8 -	32.118	20.999	53.117 (3)	81.86	0.150	15:04:32.325
9 -	32.425	21.086	53.511	81.26	0.544	15:05:25.836
10 -	32.248	20.957	53.205	81.73	0.238	15:06:19.041
11 -	32.169	<b>20.798</b>	<b>52.967 (1)</b>	<b>82.10</b>		<b>15:07:12.008</b>
12 -	32.180	20.928	53.108 (2)	81.88	0.141	15:08:05.116
13 -	32.621	20.811	53.432	81.38	0.465	15:08:58.548
14 -	<b>31.872</b>	21.514	53.386	81.45	0.419	15:09:51.934

P17 61 R		Jason GREGORY		Triumph - attention 2 detail		
IDEAL LAP TIME : 53.349		BEST LAP TIME : 53.349		DIFFERENCE : 0.000		
LAP	SECTOR 1	SECTOR 2	LAP TIME	MPH	DIFF	TIME OF DAY
1 -		22.948	1:04.133	67.80	10.784	14:58:09.664
2 -	34.352	22.537	56.889	76.44	3.540	14:59:06.553
3 -	33.590	22.535	56.125	77.48	2.776	15:00:02.678
4 -	33.727	22.226	55.953	77.71	2.604	15:00:58.631
5 -	33.629	21.650	55.279	78.66	1.930	15:01:53.910
6 -	32.648	21.603	54.251	80.15	0.902	15:02:48.161
7 -	32.729	21.552	54.281	80.11	0.932	15:03:42.442
8 -	32.717	21.465	54.182	80.25	0.833	15:04:36.624
9 -	32.631	21.534	54.165	80.28	0.816	15:05:30.789
10 -	32.482	21.709	54.191	80.24	0.842	15:06:24.980
11 -	32.570	21.544	54.114 (3)	80.36	0.765	15:07:19.094

Weather / Track : Cloudy / Dry

Brands Hatch Indy  
Circuit Length = 1.2079 miles  
Start: 14:57 Flag 15:09 End: 15:10

# BMCRC - MRO Championships 2015 - Rnd 9 @ Brands Hatch Indy

## Thunderbike Extreme

### RACE 2 - SECTOR ANALYSIS

SECTOR 1 = FL to I1, SECTOR 2 = I1 to FL, DIFF = Difference To Personal Best Lap

12 - 32.493 21.542 54.035 (2) 80.47 0.686 15:08:13.129  
 13 - **32.051** **21.298** **53.349 (1)** **81.51** **15:09:06.478**

P18 5		Nick BISHOP		Suzuki - Meltedsliders			
IDEAL LAP TIME : 53.425		BEST LAP TIME : 53.567		DIFFERENCE : 0.142			
LAP	SECTOR 1	SECTOR 2	LAP TIME	MPH	DIFF	TIME OF DAY	
1 -		23.602	1:05.652	66.23	12.085	14:58:11.183	
2 -	33.760	22.254	56.014	77.63	2.447	14:59:07.197	
3 -	33.363	22.494	55.857	77.85	2.290	15:00:03.054	
4 -	33.621	22.309	55.930	77.75	2.363	15:00:58.984	
5 -	33.649	22.483	56.132	77.47	2.565	15:01:55.116	
6 -	33.131	21.258	54.389	79.95	0.822	15:02:49.505	
7 -	32.562	21.480	54.042	80.46	0.475	15:03:43.547	
8 -	<b>32.234</b>	21.347	53.581 (2)	81.15	0.014	15:04:37.128	
9 -	32.404	21.533	53.937 (3)	80.62	0.370	15:05:31.065	
10 -	32.620	21.612	54.232	80.18	0.665	15:06:25.297	
11 -	32.630	21.510	54.140	80.32	0.573	15:07:19.437	
12 -	32.486	21.845	54.331	80.03	0.764	15:08:13.768	
13 -	32.376	<b>21.191</b>	<b>53.567 (1)</b>	<b>81.18</b>		<b>15:09:07.335</b>	

P19 114 R		Ricky MARTIN		Suzuki -			
IDEAL LAP TIME : 54.043		BEST LAP TIME : 54.209		DIFFERENCE : 0.166			
LAP	SECTOR 1	SECTOR 2	LAP TIME	MPH	DIFF	TIME OF DAY	
1 -		23.734	1:05.724	66.16	11.515	14:58:11.255	
2 -	34.141	22.557	56.698	76.69	2.489	14:59:07.953	
3 -	32.992	22.584	55.576	78.24	1.367	15:00:03.529	
4 -	33.546	22.369	55.915	77.77	1.706	15:00:59.444	
5 -	34.326	22.171	56.497	76.97	2.288	15:01:55.941	
6 -	33.158	22.130	55.288	78.65	1.079	15:02:51.229	
7 -	32.368	22.131	54.499	79.79	0.290	15:03:45.728	
8 -	32.857	21.977	54.834	79.30	0.625	15:04:40.562	
9 -	33.092	<b>21.719</b>	54.811	79.33	0.602	15:05:35.373	
10 -	32.370	22.115	54.485	79.81	0.276	15:06:29.858	
11 -	32.390	21.819	<b>54.209 (1)</b>	<b>80.21</b>		<b>15:07:24.067</b>	
12 -	<b>32.324</b>	22.154	54.478 (3)	79.82	0.269	15:08:18.545	
13 -	32.332	21.913	54.245 (2)	80.16	0.036	15:09:12.790	

P20 10 R		Mark MASKELL		Suzuki - h4hrr.co.uk - Poppy Nursing Services			
IDEAL LAP TIME : 54.338		BEST LAP TIME : 54.351		DIFFERENCE : 0.013			
LAP	SECTOR 1	SECTOR 2	LAP TIME	MPH	DIFF	TIME OF DAY	
1 -		23.501	1:06.188	65.70	11.837	14:58:11.719	
2 -	34.541	22.807	57.348	75.82	2.997	14:59:09.067	
3 -	33.246	22.281	55.527	78.31	1.176	15:00:04.594	
4 -	33.680	22.145	55.825	77.89	1.474	15:01:00.419	
5 -	33.647	22.405	56.052	77.58	1.701	15:01:56.471	
6 -	33.473	22.029	55.502	78.35	1.151	15:02:51.973	
7 -	<b>32.545</b>	21.806	<b>54.351 (1)</b>	<b>80.00</b>		<b>15:03:46.324</b>	
8 -	32.838	21.901	54.739 (2)	79.44	0.388	15:04:41.063	
9 -	33.653	21.982	55.635	78.16	1.284	15:05:36.698	
10 -	32.689	22.642	55.331	78.59	0.980	15:06:32.029	
11 -	33.978	<b>21.793</b>	55.771	77.97	1.420	15:07:27.800	
12 -	32.978	21.934	54.912 (3)	79.19	0.561	15:08:22.712	
13 -	33.167	22.002	55.169	78.82	0.818	15:09:17.881	

P21 45		Paul BRYANT		Honda - CVM			
IDEAL LAP TIME : 55.431		BEST LAP TIME : 55.432		DIFFERENCE : 0.001			
LAP	SECTOR 1	SECTOR 2	LAP TIME	MPH	DIFF	TIME OF DAY	
1 -		22.781	1:04.534	67.38	9.102	14:58:10.065	
2 -	34.898	22.350	57.248	75.96	1.816	14:59:07.313	
3 -	34.087	22.231	56.318	77.21	0.886	15:00:03.631	

Weather / Track : Cloudy / Dry

Brands Hatch Indy  
 Circuit Length = 1.2079 miles  
 Start: 14:57 Flag 15:09 End: 15:10

# BMCRC - MRO Championships 2015 - Rnd 9 @ Brands Hatch Indy

## Thunderbike Extreme

### RACE 2 - SECTOR ANALYSIS

SECTOR 1 = FL to I1, SECTOR 2 = I1 to FL, DIFF = Difference To Personal Best Lap

4 -	33.863	21.977	55.840	77.87	0.408	15:00:59.471
5 -	34.347	22.490	56.837	76.51	1.405	15:01:56.308
6 -	34.186	21.877	56.063	77.56	0.631	15:02:52.371
7 -	34.092	21.945	56.037	77.60	0.605	15:03:48.408
8 -	33.846	21.878	55.724	78.03	0.292	15:04:44.132
9 -	<b>33.738</b>	21.916	55.654 (2)	78.13	0.222	15:05:39.786
10 -	34.139	21.912	56.051	77.58	0.619	15:06:35.837
11 -	33.972	22.106	56.078	77.54	0.646	15:07:31.915
12 -	<b>33.738</b>	21.971	55.709 (3)	78.05	0.277	15:08:27.624
13 -	33.739	<b>21.693</b>	<b>55.432 (1)</b>	<b>78.44</b>		<b>15:09:23.056</b>

P22	95 R	Karl SMITH	Suzuki - Smith Flooring Services			
IDEAL LAP TIME : 54.597		BEST LAP TIME : 55.057	DIFFERENCE : 0.460			

LAP	SECTOR 1	SECTOR 2	LAP TIME	MPH	DIFF	TIME OF DAY
1 -		22.828	1:04.376	67.54	9.319	14:58:09.907
2 -	34.010	22.154	56.164	77.42	1.107	14:59:06.071
3 -	33.455	22.971	56.426	77.06	1.369	15:00:02.497
4 -	33.166	22.708	55.874	77.82	0.817	15:00:58.371
5 -	34.241	22.283	56.524	76.93	1.467	15:01:54.895
6 -	33.763	<b>21.478</b>	55.241 (3)	78.72	0.184	15:02:50.136
7 -	<b>33.119</b>	22.012	55.131 (2)	78.87	0.074	15:03:45.267
8 -	33.494	21.563	<b>55.057 (1)</b>	<b>78.98</b>		<b>15:04:40.324</b>
9 -	34.298	22.104	56.402	77.10	1.345	15:05:36.726
10 -	34.906	22.436	57.342	75.83	2.285	15:06:34.068
11 -	35.488	22.293	57.781	75.26	2.724	15:07:31.849
12 -	35.198	22.186	57.384	75.78	2.327	15:08:29.233
13 -	34.671	22.524	57.195	76.03	2.138	15:09:26.428

P23	55	Michael COPLEY	Suzuki - spindle grind			
IDEAL LAP TIME : 55.464		BEST LAP TIME : 55.806	DIFFERENCE : 0.342			

LAP	SECTOR 1	SECTOR 2	LAP TIME	MPH	DIFF	TIME OF DAY
1 -		23.448	1:06.001	65.88	10.195	14:58:11.532
2 -	34.061	22.663	56.724	76.66	0.918	14:59:08.256
3 -	33.693	22.195	55.888 (3)	77.80	0.082	15:00:04.144
4 -	33.647	<b>22.159</b>	<b>55.806 (1)</b>	<b>77.92</b>		<b>15:00:59.950</b>
5 -	33.987	22.344	56.331	77.19	0.525	15:01:56.281
6 -	<b>33.305</b>	22.518	55.823 (2)	77.89	0.017	15:02:52.104
7 -	33.847	22.600	56.447	77.03	0.641	15:03:48.551
8 -	34.084	22.449	56.533	76.92	0.727	15:04:45.084
9 -	33.683	22.753	56.436	77.05	0.630	15:05:41.520
10 -	34.611	22.721	57.332	75.84	1.526	15:06:38.852
11 -	34.673	23.034	57.707	75.35	1.901	15:07:36.559
12 -	34.921	23.250	58.171	74.75	2.365	15:08:34.730
13 -	34.394	22.871	57.265	75.93	1.459	15:09:31.995

P24	117 R	William SWIFT	Suzuki - McMillan Williams			
IDEAL LAP TIME : 55.292		BEST LAP TIME : 55.292	DIFFERENCE : 0.000			

LAP	SECTOR 1	SECTOR 2	LAP TIME	MPH	DIFF	TIME OF DAY
1 -		23.599	1:07.608	64.32	12.316	14:58:13.139
2 -	35.450	23.137	58.587	74.22	3.295	14:59:11.726
3 -	34.370	22.902	57.272	75.92	1.980	15:00:08.998
4 -	34.826	22.662	57.488	75.64	2.196	15:01:06.486
5 -	35.028	22.791	57.819	75.21	2.527	15:02:04.305
6 -	34.441	22.457	56.898	76.42	1.606	15:03:01.203
7 -	34.329	22.771	57.100	76.15	1.808	15:03:58.303
8 -	33.595	22.294	55.889 (2)	77.80	0.597	15:04:54.192
9 -	34.084	22.296	56.380	77.13	1.088	15:05:50.572
10 -	36.433	22.900	59.333	73.29	4.041	15:06:49.905
11 -	33.820	22.078	55.898 (3)	77.79	0.606	15:07:45.803
12 -	33.818	22.353	56.171	77.41	0.879	15:08:41.974
13 -	<b>33.263</b>	<b>22.029</b>	<b>55.292 (1)</b>	<b>78.64</b>		<b>15:09:37.266</b>

Weather / Track : Cloudy / Dry

Brands Hatch Indy  
Circuit Length = 1.2079 miles  
Start: 14:57 Flag 15:09 End: 15:10

# BMCRC - MRO Championships 2015 - Rnd 9 @ Brands Hatch Indy

## Thunderbike Extreme

### RACE 2 - SECTOR ANALYSIS

SECTOR 1 = FL to I1, SECTOR 2 = I1 to FL, DIFF = Difference To Personal Best Lap

<b>P25 141 R Matthew ROBINSON</b>		Kawasaki - AM Construction Ltd				
IDEAL LAP TIME : 55.060		BEST LAP TIME : 55.060		DIFFERENCE : 0.000		
LAP	SECTOR 1	SECTOR 2	LAP TIME	MPH	DIFF	TIME OF DAY
1 -		23.761	1:09.606	62.47	14.546	14:58:15.137
2 -	35.182	23.344	58.526	74.30	3.466	14:59:13.663
3 -	35.698	23.091	58.789	73.96	3.729	15:00:12.452
4 -	35.307	23.319	58.626	74.17	3.566	15:01:11.078
5 -	34.077	22.639	56.716	76.67	1.656	15:02:07.794
6 -	34.313	22.665	56.978	76.32	1.918	15:03:04.772
7 -	34.179	22.358	56.537	76.91	1.477	15:04:01.309
8 -	34.098	22.195	56.293 (3)	77.24	1.233	15:04:57.602
9 -	33.676	22.398	56.074 (2)	77.55	1.014	15:05:53.676
10 -	34.445	22.543	56.988	76.30	1.928	15:06:50.664
11 -	34.628	22.192	56.820	76.53	1.760	15:07:47.484
12 -	34.461	22.165	56.626	76.79	1.566	15:08:44.110
13 -	<b>33.223</b>	<b>21.837</b>	<b>55.060 (1)</b>	<b>78.97</b>		<b>15:09:39.170</b>

<b>P26 35 R Stephen HARVEY</b>		Yamaha -				
IDEAL LAP TIME : 56.554		BEST LAP TIME : 56.723		DIFFERENCE : 0.169		
LAP	SECTOR 1	SECTOR 2	LAP TIME	MPH	DIFF	TIME OF DAY
1 -		22.929	1:07.616	64.31	10.893	14:58:13.147
2 -	35.048	23.082	58.130	74.80	1.407	14:59:11.277
3 -	35.528	22.462	57.990	74.98	1.267	15:00:09.267
4 -	34.948	22.683	57.631	75.45	0.908	15:01:06.898
5 -	34.538	23.037	57.575	75.52	0.852	15:02:04.473
6 -	34.739	22.363	57.102	76.15	0.379	15:03:01.575
7 -	34.446	22.894	57.340	75.83	0.617	15:03:58.915
8 -	34.398	22.348	56.746 (2)	76.63	0.023	15:04:55.661
9 -	34.624	<b>22.313</b>	56.937 (3)	76.37	0.214	15:05:52.598
10 -	35.006	22.583	57.589	75.51	0.866	15:06:50.187
11 -	34.632	22.324	56.956	76.35	0.233	15:07:47.143
12 -	<b>34.241</b>	22.482	<b>56.723 (1)</b>	<b>76.66</b>		<b>15:08:43.866</b>
13 -	35.443	22.448	57.891	75.11	1.168	15:09:41.757

<b>P27 171 R Daniel GIBBS</b>		Suzuki - Thomas Racing				
IDEAL LAP TIME : 56.724		BEST LAP TIME : 57.044		DIFFERENCE : 0.320		
LAP	SECTOR 1	SECTOR 2	LAP TIME	MPH	DIFF	TIME OF DAY
1 -		23.572	1:09.239	62.80	12.195	14:58:14.770
2 -	36.078	23.245	59.323	73.30	2.279	14:59:14.093
3 -	35.673	23.159	58.832	73.91	1.788	15:00:12.925
4 -	35.309	23.260	58.569	74.24	1.525	15:01:11.494
5 -	35.101	22.838	57.939	75.05	0.895	15:02:09.433
6 -	34.736	22.974	57.710	75.35	0.666	15:03:07.143
7 -	34.502	22.690	57.192 (3)	76.03	0.148	15:04:04.335
8 -	34.703	<b>22.509</b>	57.212	76.00	0.168	15:05:01.547
9 -	34.417	22.627	<b>57.044 (1)</b>	<b>76.23</b>		<b>15:05:58.591</b>
10 -	34.539	22.882	57.421	75.73	0.377	15:06:56.012
11 -	<b>34.215</b>	22.887	57.102 (2)	76.15	0.058	15:07:53.114
12 -	34.583	22.912	57.495	75.63	0.451	15:08:50.609
13 -	34.392	22.845	57.237	75.97	0.193	15:09:47.846

<b>P28 16 R Matthew WREN</b>		Kawasaki - Broken Matt				
IDEAL LAP TIME : 56.654		BEST LAP TIME : 56.654		DIFFERENCE : 0.000		
LAP	SECTOR 1	SECTOR 2	LAP TIME	MPH	DIFF	TIME OF DAY
1 -		23.505	1:07.242	64.67	10.588	14:58:12.773
2 -	36.459	23.267	59.726	72.80	3.072	14:59:12.499
3 -	37.149	23.042	1:00.191	72.24	3.537	15:00:12.690
4 -	35.968	23.125	59.093	73.58	2.439	15:01:11.783
5 -	35.296	22.755	58.051	74.91	1.397	15:02:09.834
6 -	34.969	22.655	57.624	75.46	0.970	15:03:07.458

Weather / Track : Cloudy / Dry

Brands Hatch Indy  
Circuit Length = 1.2079 miles  
Start: 14:57 Flag 15:09 End: 15:10

# BMCRC - MRO Championships 2015 - Rnd 9 @ Brands Hatch Indy

## Thunderbike Extreme

### RACE 2 - SECTOR ANALYSIS

SECTOR 1 = FL to I1, SECTOR 2 = I1 to FL, DIFF = Difference To Personal Best Lap

7 -	34.627	22.543	57.170 (3)	76.06	0.516	15:04:04.628
8 -	34.769	22.832	57.601	75.49	0.947	15:05:02.229
<b>9 -</b>	<b>34.409</b>	<b>22.245</b>	<b>56.654 (1)</b>	<b>76.75</b>		<b>15:05:58.883</b>
10 -	34.680	22.652	57.332	75.84	0.678	15:06:56.215
11 -	34.424	22.719	57.143 (2)	76.10	0.489	15:07:53.358
12 -	34.648	22.902	57.550	75.56	0.896	15:08:50.908
13 -	34.959	22.268	57.227	75.98	0.573	15:09:48.135

<b>P29 46 R</b>	<b>Adrian DRAPER</b>	Suzuki - droopy racing uk	
IDEAL LAP TIME : 57.102	BEST LAP TIME : 57.278	DIFFERENCE : 0.176	

LAP	SECTOR 1	SECTOR 2	LAP TIME	MPH	DIFF	TIME OF DAY
1 -		23.681	1:08.885	63.12	11.607	14:58:14.416
2 -	35.584	23.096	58.680	74.10	1.402	14:59:13.096
3 -	35.935	23.109	59.044	73.65	1.766	15:00:12.140
4 -	35.575	22.856	58.431	74.42	1.153	15:01:10.571
5 -	35.184	<b>22.557</b>	57.741	75.31	0.463	15:02:08.312
6 -	<b>34.545</b>	22.812	57.357 (2)	75.81	0.079	15:03:05.669
7 -	34.869	22.629	57.498 (3)	75.63	0.220	15:04:03.167
<b>8 -</b>	34.597	22.681	<b>57.278 (1)</b>	<b>75.92</b>		<b>15:05:00.445</b>
9 -	34.877	22.629	57.506	75.62	0.228	15:05:57.951
10 -	35.094	28.239	1:03.333	68.66	6.055	15:07:01.284
11 -	37.452	23.482	1:00.934	71.36	3.656	15:08:02.218
12 -	35.800	22.989	58.789	73.96	1.511	15:09:01.007
13 -	34.848	23.076	57.924	75.07	0.646	15:09:58.931

<b>P30 192 R</b>	<b>Ben ROWSWELL</b>	Suzuki -	
IDEAL LAP TIME : 57.389	BEST LAP TIME : 57.647	DIFFERENCE : 0.258	

LAP	SECTOR 1	SECTOR 2	LAP TIME	MPH	DIFF	TIME OF DAY
1 -		23.853	1:10.195	61.94	12.548	14:58:15.726
2 -	36.445	23.994	1:00.439	71.95	2.792	14:59:16.165
3 -	36.303	23.411	59.714	72.82	2.067	15:00:15.879
4 -	35.768	23.429	59.197	73.45	1.550	15:01:15.076
5 -	36.046	23.096	59.142	73.52	1.495	15:02:14.218
6 -	36.230	23.149	59.379	73.23	1.732	15:03:13.597
7 -	35.199	22.751	57.950 (2)	75.04	0.303	15:04:11.547
<b>8 -</b>	<b>34.871</b>	22.776	<b>57.647 (1)</b>	<b>75.43</b>		<b>15:05:09.194</b>
9 -	35.266	22.842	58.108	74.83	0.461	15:06:07.302
10 -	35.686	23.278	58.964	73.75	1.317	15:07:06.266
11 -	35.487	<b>22.518</b>	58.005 (3)	74.96	0.358	15:08:04.271
12 -	35.385	22.973	58.358	74.51	0.711	15:09:02.629

<b>P31 44</b>	<b>Denzil DAVIES</b>	Suzuki - Advanced Mouldings Ltd	
IDEAL LAP TIME : 50.799	BEST LAP TIME : 50.799	DIFFERENCE : 0.000	

LAP	SECTOR 1	SECTOR 2	LAP TIME	MPH	DIFF	TIME OF DAY
1 -		20.787	57.037	76.24	6.238	14:58:02.568
2 -	31.165	20.650	51.815	83.92	1.016	14:58:54.383
3 -	30.860	20.498	51.358 (3)	84.67	0.559	14:59:45.741
4 -	30.904	20.211	51.115 (2)	85.07	0.316	15:00:36.856
5 -	31.094	20.669	51.763	84.00	0.964	15:01:28.619
<b>6 -</b>	<b>30.613</b>	<b>20.186</b>	<b>50.799 (1)</b>	<b>85.60</b>		<b>15:02:19.418</b>

<b>P32 72 R</b>	<b>Jim DAVIES</b>	Yamaha - Necci Motorcycles Ltd	
IDEAL LAP TIME : 57.337	BEST LAP TIME : 1:06.021	DIFFERENCE : 8.684	

LAP	SECTOR 1	SECTOR 2	LAP TIME	MPH	DIFF	TIME OF DAY
<b>1 -</b>		<b>22.982</b>	<b>1:06.021 (1)</b>	<b>65.86</b>		<b>14:58:11.552</b>

# BMCRC - MRO Championships 2015 - Rnd 9 @ Brands Hatch Indy

## Thunderbike Extreme

### RACE 2 - BEST SECTORS

SECTOR 1			SECTOR 2			IDEAL / BEST COMPARISON						
POS	NO	NAME	TIME	NO	NAME	TIME	POS	NO	NAME	IDEAL	BEST	DIFF
									<b>PERFECT LAP</b>	<b>50.095</b>		
1	92	LAST	<b>30.087</b>	92	LAST	<b>20.008</b>	1	92	LAST	50.095	50.256	0.161
2	40	SHELVEY	<b>30.404</b>	34	STUART	<b>20.110</b>	2	40	SHELVEY	50.539	50.569	0.030
3	44	DAVIES	<b>30.613</b>	40	SHELVEY	<b>20.135</b>	3	44	DAVIES	50.799	50.799	0.000
4	11	HARVEY	<b>30.658</b>	44	DAVIES	<b>20.186</b>	4	34	STUART	50.842	51.036	0.194
5	34	STUART	<b>30.732</b>	69	RUSSO	<b>20.296</b>	5	42	WOOD	51.394	51.774	0.380
6	42	WOOD	<b>30.979</b>	42	WOOD	<b>20.415</b>	6	11	HARVEY	51.441	51.533	0.092
7	47	TROWELL	<b>31.172</b>	47	TROWELL	<b>20.706</b>	7	69	RUSSO	51.492	51.746	0.254
8	69	RUSSO	<b>31.196</b>	41	ABRAHAM	<b>20.713</b>	8	47	TROWELL	51.878	52.055	0.177
9	58	KELLY	<b>31.327</b>	11	HARVEY	<b>20.783</b>	9	58	KELLY	52.299	52.299	0.000
10	57	WESTON	<b>31.563</b>	28	NEMATI	<b>20.798</b>	10	75	NEWMAN	52.488	52.776	0.288
11	75	NEWMAN	<b>31.651</b>	75	NEWMAN	<b>20.837</b>	11	41	ABRAHAM	52.586	52.627	0.041
12	28	NEMATI	<b>31.872</b>	58	KELLY	<b>20.972</b>	12	28	NEMATI	52.670	52.967	0.297
13	41	ABRAHAM	<b>31.873</b>	178	BEIGHTON	<b>21.036</b>	13	57	WESTON	52.685	52.935	0.250
14	174	SKEELS-PIGGINS	<b>31.956</b>	174	SKEELS-PIGGINS	<b>21.089</b>	14	174	SKEELS-PIGGINS	53.045	53.158	0.113
15	30	HARLAND	<b>31.973</b>	57	WESTON	<b>21.122</b>	15	61	GREGORY	53.349	53.349	0.000
16	61	GREGORY	<b>32.051</b>	5	BISHOP	<b>21.191</b>	16	30	HARLAND	53.369	53.369	0.000
17	254	WINDAS	<b>32.169</b>	61	GREGORY	<b>21.298</b>	17	5	BISHOP	53.425	53.567	0.142
18	5	BISHOP	<b>32.234</b>	254	WINDAS	<b>21.312</b>	18	254	WINDAS	53.481	53.671	0.190
19	114	MARTIN	<b>32.324</b>	30	HARLAND	<b>21.396</b>	19	178	BEIGHTON	53.497	53.528	0.031
20	178	BEIGHTON	<b>32.461</b>	95	SMITH	<b>21.478</b>	20	114	MARTIN	54.043	54.209	0.166
21	10	MASKELL	<b>32.545</b>	45	BRYANT	<b>21.693</b>	21	10	MASKELL	54.338	54.351	0.013
22	95	SMITH	<b>33.119</b>	114	MARTIN	<b>21.719</b>	22	95	SMITH	54.597	55.057	0.460
23	141	ROBINSON	<b>33.223</b>	10	MASKELL	<b>21.793</b>	23	141	ROBINSON	55.060	55.060	0.000
24	117	SWIFT	<b>33.263</b>	141	ROBINSON	<b>21.837</b>	24	117	SWIFT	55.292	55.292	0.000
25	55	COPLEY	<b>33.305</b>	117	SWIFT	<b>22.029</b>	25	45	BRYANT	55.431	55.432	0.001
26	45	BRYANT	<b>33.738</b>	55	COPLEY	<b>22.159</b>	26	55	COPLEY	55.464	55.806	0.342
27	171	GIBBS	<b>34.215</b>	16	WREN	<b>22.245</b>	27	35	HARVEY	56.554	56.723	0.169
28	35	HARVEY	<b>34.241</b>	35	HARVEY	<b>22.313</b>	28	16	WREN	56.654	56.654	0.000
29	72	DAVIES	<b>34.355</b>	171	GIBBS	<b>22.509</b>	29	171	GIBBS	56.724	57.044	0.320
30	16	WREN	<b>34.409</b>	192	ROWSWELL	<b>22.518</b>	30	46	DRAPER	57.102	57.278	0.176
31	46	DRAPER	<b>34.545</b>	46	DRAPER	<b>22.557</b>	31	72	DAVIES	57.337	1:06.021	8.684
32	192	ROWSWELL	<b>34.871</b>	72	DAVIES	<b>22.982</b>	32	192	ROWSWELL	57.389	57.647	0.258

Weather / Track : Cloudy / Dry

Results can be found at [www.tsl-timing.com](http://www.tsl-timing.com)

Brands Hatch Indy  
 Circuit Length = 1.2079 miles  
 Start: 14:57 Flag 15:09 End: 15:10

Printed - 15:11 Saturday, 03 October 2015



# BMCRC - MRO Championships 2015 - Rnd 9 @ Brands Hatch Indy



## Thunderbike Extreme

### RACE 2 - CLASSIFICATION

POS	NO	CL	PIC NAME	ENTRY	LAPS	TIME	GAP	DIFF	MPH	BEST	ON
1	92		1 Matt LAST	Suzuki - Phase 5 Technology	8	6:54.914			83.84	50.162	5
2	40		2 David SHELVEY	Suzuki -	8	6:57.119	2.205	2.205	83.40	50.775	5
3	11	R	1 Josh HARVEY	Yamaha - NR Racing	8	7:00.849	5.935	3.730	82.66	50.785	5
4	69		3 Tony RUSSO	Suzuki - Titan Elevators	8	7:01.480	6.566	0.631	82.53	51.416	7
5	42		4 Alan WOOD	Suzuki - www.alanwoodracing.co.uk	8	7:03.356	8.442	1.876	82.17	51.193	6
6	47		5 Mark TROWELL	Yamaha - ELP	8	7:03.915	9.001	0.559	82.06	51.742	5
7	44		6 Denzil DAVIES	Suzuki - Advanced Mouldings Ltd	8	7:03.980	9.066	0.065	82.05	50.955	5
8	75		7 Paul NEWMAN	Honda - Leeway building services	8	7:05.016	10.102	1.036	81.85	51.842	3
9	41		8 David ABRAHAM	Aprilia - Cambridge Motorcycles	8	7:11.916	17.002	6.900	80.54	52.498	5
10	57	R	2 Nicholas WESTON	Kawasaki - NWRacing	8	7:16.376	21.462	4.460	79.72	52.701	5
11	30		9 Alan HARLAND	Yamaha -	8	7:17.117	22.203	0.741	79.58	53.033	7
12	178		10 Dan BEIGHTON	Kawasaki - ddb plumbing and heating	8	7:17.753	22.839	0.636	79.47	53.143	7
13	254		11 Rick WINDAS	Ducati - Army Medical Services	8	7:20.030	25.116	2.277	79.06	53.384	7
14	61	R	3 Jason GREGORY	Triumph - attention 2 detail	8	7:20.088	25.174	0.058	79.04	53.229	7
15	10	R	4 Mark MASKELL	Suzuki - h4hrr.co.uk - Poppy Nursing Services	8	7:20.209	25.295	0.121	79.02	53.308	8
16	28		12 Dan NEMATI	Yamaha - Wayne Johnson	8	7:20.580	25.666	0.371	78.96	52.816	6
17	174		13 Talan SKEELS-PIGGINS	Suzuki - McMillan Williams	8	7:20.891	25.977	0.311	78.90	53.259	7
18	114	R	5 Ricky MARTIN	Suzuki -	8	7:29.306	34.392	8.415	77.42	54.147	8
19	95	R	6 Karl SMITH	Suzuki - Smith Flooring Services	8	7:31.273	36.359	1.967	77.09	54.648	6
20	45		14 Paul BRYANT	Honda - CVM	8	7:31.297	36.383	0.024	77.08	54.787	6
21	5*		15 Nick BISHOP	Suzuki - Meltedsliders	8	7:31.550	36.636	0.253	77.04	53.857	8
22	55		16 Michael COPLEY	Suzuki - spindle grind	8	7:40.092	45.178	8.542	75.61	55.221	4
23	192	R	7 Ben ROWSWELL	Suzuki -	8	7:50.903	55.989	10.811	73.87	56.649	8
24	16	R	8 Matthew WREN	Kawasaki - Broken Matt	8	7:51.673	56.759	0.770	73.75	56.878	5
25	72	R	9 Jim DAVIES	Yamaha - Necci Motorcycles Ltd	7	6:55.790	1 Lap	1 Lap	73.21	56.727	4
26	141	R	10 Matthew ROBINSON	Kawasaki - AM Construction Ltd	7	6:56.397	1 Lap	0.607	73.10	56.074	5
27	171	R	11 Daniel GIBBS	Suzuki - Thomas Racing	7	7:04.120	1 Lap	7.723	71.77	57.854	7
28	46	R	12 Adrian DRAPER	Suzuki - droopy racing uk	7	7:06.034	1 Lap	1.914	71.45	58.464	4

#### NOT CLASSIFIED

DNF	117	R	William SWIFT	Suzuki - McMillan Williams	8	7:34.436	39.522	0.000	76.55	55.066	5
DNF	81		Malvern MAY	Ducati -	8	7:34.468	39.554	0.032	76.54	54.576	7
DNF	96	R	Glyn RIXON	Suzuki -	6	5:43.457	2 Laps	2 Laps	75.96	54.677	6

#### FASTEST LAP

92			Matt LAST	Suzuki - Phase 5 Technology	5	50.162	86.69 mph	139.51 kph
11	R		Josh HARVEY	Yamaha - NR Racing	5	50.785	85.62 mph	137.80 kph

#### Race stopped

\* No. 5 - Please fit a working transponder

Class - 90% of Race Speed = 75.45 mph

Class R - 90% of Race Speed = 74.39 mph

Brands Hatch Indy

Circuit Length = 1.2079 miles

Start: 10:42 Flag 10:49 End: 10:52

Weather / Track : Cloudy / Dry

These results are provisional until the conclusion of any judicial and technical matters.

Clerk Of Course :	Timekeeper :
-------------------	--------------

Results can be found at [www.tsl-timing.com](http://www.tsl-timing.com)

Printed - 10:59 Sunday, 04 October 2015



# BMCRC - MRO Championships 2015 - Rnd 9 @ Brands Hatch Indy

## Thunderbike Extreme

### RACE 2 - LAP CHART

LAP 1 @ 10:43:09.925		
NO	BEHIND	LAP TIME

40		57.380
92	0.067	57.447
47	0.542	57.922
69	0.645	58.025
42	1.115	58.495
75	1.287	58.667
11	1.759	59.139
41	2.687	1:00.067
30	4.325	1:01.705
178	4.569	1:01.949
57	4.768	1:02.148
254	5.093	1:02.473
44	5.968	1:03.348
61	5.979	1:03.359
10	6.165	1:03.545
45	6.312	1:03.692
55	7.129	1:04.509
174	7.194	1:04.574
114	7.264	1:04.644
95	7.611	1:04.991
28	7.664	1:05.044
5	7.874	1:05.254
96	8.482	1:05.862
117	8.638	1:06.018
192	9.911	1:07.291
16	9.961	1:07.341
81	10.161	1:07.541
46	12.979	1:10.359
171	13.188	1:10.568
72	13.431	1:10.811
141	13.633	1:11.013

LAP 2 @ 10:44:01.938		
NO	BEHIND	LAP TIME

40		52.013
92	0.410	52.356
69	1.151	52.519
47	1.213	52.684
42	2.450	53.348
11	2.995	53.249
75	3.046	53.772
41	4.016	53.342
30	6.627	54.315
44	6.764	52.809
57	6.830	54.075
178	7.238	54.682
254	7.631	54.551
61	9.072	55.106
10	9.260	55.108
45	9.971	55.672
174	10.076	54.895
55	10.799	55.683
28	11.147	55.496
114	11.253	56.002
5	11.472	55.611
95	12.221	56.623
117	12.965	56.340
96	13.950	57.481
81	14.340	56.192
192	15.476	57.578
16	16.371	58.423
171	20.569	59.394

LAP 3 @ 10:44:53.318		
NO	BEHIND	LAP TIME

72	20.734	59.316
141	21.161	59.541
46	21.784	1:00.818
40		51.380
92	0.085	51.055
69	1.600	51.829
47	2.372	52.539
42	2.875	51.805
11	3.349	51.734
75	3.508	51.842
41	5.749	53.113
44	7.278	51.894
30	9.129	53.882
57	9.191	53.741
178	9.713	53.855
254	10.375	54.124
61	11.947	54.255
10	12.383	54.503
174	12.656	53.960
45	14.142	55.551
28	14.208	54.441
55	15.343	55.924
114	15.624	55.751
95	15.927	55.086
117	17.113	55.528
96	17.807	55.237
81	18.453	55.493
5	18.525	58.433
192	21.456	57.360
16	23.054	58.063
72	26.895	57.541
171	28.083	58.894
141	28.371	58.590
46	29.612	59.208

LAP 4 @ 10:45:43.810		
NO	BEHIND	LAP TIME

92		50.407
40	0.688	51.180
69	2.767	51.659
47	3.757	51.877
11	3.897	51.040
42	4.802	52.419
75	5.201	52.185
44	7.974	51.188
41	8.541	53.284
30	12.371	53.734
57	12.467	53.768
178	12.777	53.556
254	13.532	53.649
61	15.369	53.914
10	15.493	53.602
174	15.721	53.557
28	17.321	53.605
45	18.964	55.314
114	19.777	54.645
55	20.072	55.221
95	20.392	54.957
117	21.717	55.096
96	22.581	55.266
5	22.902	54.869

LAP 5 @ 10:46:33.972		
NO	BEHIND	LAP TIME

81	22.966	55.005
192	28.698	57.734
16	30.350	57.788
72	33.130	56.727
141	34.631	56.752
171	36.945	59.354
46	37.584	58.464
92		50.162
40	1.301	50.775
69	4.052	51.447
11	4.520	50.785
47	5.337	51.742
42	6.475	51.835
75	6.887	51.848
44	8.767	50.955
41	10.877	52.498
57	15.006	52.701
30	16.049	53.840
178	16.257	53.642
254	17.417	54.047
61	18.583	53.376
10	18.784	53.453
174	19.088	53.529
28	20.150	52.991
114	24.749	55.134
45	24.809	56.007
95	25.202	54.972
55	26.436	56.526
117	26.621	55.066
5	26.742	54.002
96	27.353	54.934
81	28.087	55.283
192	36.196	57.660
16	37.066	56.878
72	40.144	57.176
141	40.543	56.074
171	45.950	59.167
46	46.286	58.864

LAP 6 @ 10:47:24.421		
NO	BEHIND	LAP TIME

92		50.449
40	2.165	51.313
69	5.392	51.789
11	5.410	51.339
47	7.153	52.265
42	7.219	51.193
75	8.387	51.949
44	9.343	51.025
41	13.475	53.047
57	17.756	53.199
30	19.157	53.557
178	19.248	53.440
254	20.605	53.637
61	21.519	53.385
10	21.680	53.345
174	22.062	53.423
28	22.517	52.816
114	28.972	54.672
45	29.147	54.787
95	29.401	54.648

LAP 7 @ 10:48:15.691		
NO	BEHIND	LAP TIME

117	31.486	55.314
96	31.581	54.677
5	31.764	55.471
81	32.769	55.131
55	33.517	57.530
192	43.533	57.786
16	44.259	57.642
72	47.022	57.327
141	47.116	57.022
92		51.270
40	2.571	51.676
171	1 Lap	58.889
46	1 Lap	58.801
11	5.497	51.357
69	5.538	51.416
42	7.629	51.680
47	8.388	52.505
75	9.081	51.964
44	9.299	51.226
41	15.436	53.231
57	19.932	53.446
30	20.920	53.033
178	21.121	53.143
254	22.719	53.384
61	23.478	53.229
10	23.755	53.345
174	24.051	53.259
28	24.111	52.864
114	32.013	54.311
45	32.854	54.977
95	32.916	54.785
5	34.547	54.053
117	35.554	55.338
81	36.075	54.576
55	39.500	57.253
192	51.108	58.845
16	51.176	58.187

LAP 8 @ 10:49:07.459		
NO	BEHIND	LAP TIME

92		51.768
72	1 Lap	56.892
141	1 Lap	57.405
40	2.205	51.402
11	5.935	52.206
69	6.566	52.796
42	8.442	52.581
47	9.001	52.381
44	9.066	51.535
171	1 Lap	57.854
75	10.102	52.789
46	1 Lap	59.520
41	17.002	53.334
57	21.462	53.298
30	22.203	53.051
178	22.839	53.486
254	25.116	54.165
61	25.174	53.464
10	25.295	53.308
28	25.666	53.323
174	25.977	53.694

Weather / Track : Cloudy / Dry

Results can be found at [www.tsl-timing.com](http://www.tsl-timing.com)

Brands Hatch Indy  
Circuit Length = 1.2079 miles  
Start: 10:42 Flag 10:49 End: 10:52

Printed - 11:02 Sunday, 04 October 2015

# BMCRC - MRO Championships 2015 - Rnd 9 @ Brands Hatch Indy

## Thunderbike Extreme

### RACE 2 - SECTOR ANALYSIS

SECTOR 1 = FL to I1, SECTOR 2 = I1 to FL, DIFF = Difference To Personal Best Lap

P1 92		Matt LAST		Suzuki - Phase 5 Technology			
IDEAL LAP TIME : 50.162		BEST LAP TIME : 50.162		DIFFERENCE : 0.000			
LAP	SECTOR 1	SECTOR 2	LAP TIME	MPH	DIFF	TIME OF DAY	
1 -			57.447	75.69	7.285	10:43:09.992	
2 -	31.918	20.438	52.356	83.05	2.194	10:44:02.348	
3 -	30.845	20.210	51.055	85.17	0.893	10:44:53.403	
4 -	30.244	20.163	50.407 (2)	86.26	0.245	10:45:43.810	
5 -	<b>30.092</b>	<b>20.070</b>	<b>50.162 (1)</b>	<b>86.69</b>		<b>10:46:33.972</b>	
6 -	30.168	20.281	50.449 (3)	86.19	0.287	10:47:24.421	
7 -	30.941	20.329	51.270	84.81	1.108	10:48:15.691	
8 -	30.491	21.277	51.768	84.00	1.606	10:49:07.459	

P2 40		David SHELVEY		Suzuki -			
IDEAL LAP TIME : 50.740		BEST LAP TIME : 50.775		DIFFERENCE : 0.035			
LAP	SECTOR 1	SECTOR 2	LAP TIME	MPH	DIFF	TIME OF DAY	
1 -			57.380	75.78	6.605	10:43:09.925	
2 -	31.477	20.536	52.013	83.60	1.238	10:44:01.938	
3 -	30.971	20.409	51.380	84.63	0.605	10:44:53.318	
4 -	30.752	20.428	51.180 (2)	84.96	0.405	10:45:44.498	
5 -	<b>30.438</b>	20.337	<b>50.775 (1)</b>	<b>85.64</b>		<b>10:46:35.273</b>	
6 -	31.011	<b>20.302</b>	51.313 (3)	84.74	0.538	10:47:26.586	
7 -	30.940	20.736	51.676	84.15	0.901	10:48:18.262	
8 -	30.985	20.417	51.402	84.59	0.627	10:49:09.664	

P3 11 R		Josh HARVEY		Yamaha - NR Racing			
IDEAL LAP TIME : 50.785		BEST LAP TIME : 50.785		DIFFERENCE : 0.000			
LAP	SECTOR 1	SECTOR 2	LAP TIME	MPH	DIFF	TIME OF DAY	
1 -			59.139	73.53	8.354	10:43:11.684	
2 -	31.606	21.643	53.249	81.66	2.464	10:44:04.933	
3 -	31.086	20.648	51.734	84.05	0.949	10:44:56.667	
4 -	30.395	20.645	51.040 (2)	85.19	0.255	10:45:47.707	
5 -	<b>30.258</b>	<b>20.527</b>	<b>50.785 (1)</b>	<b>85.62</b>		<b>10:46:38.492</b>	
6 -	30.654	20.685	51.339 (3)	84.70	0.554	10:47:29.831	
7 -	30.526	20.831	51.357	84.67	0.572	10:48:21.188	
8 -	31.609	20.597	52.206	83.29	1.421	10:49:13.394	

P4 69		Tony RUSSO		Suzuki - Titan Elevators			
IDEAL LAP TIME : 51.349		BEST LAP TIME : 51.416		DIFFERENCE : 0.067			
LAP	SECTOR 1	SECTOR 2	LAP TIME	MPH	DIFF	TIME OF DAY	
1 -			58.025	74.94	6.609	10:43:10.570	
2 -	32.098	20.421	52.519	82.80	1.103	10:44:03.089	
3 -	31.308	20.521	51.829	83.90	0.413	10:44:54.918	
4 -	31.200	20.459	51.659 (3)	84.17	0.243	10:45:46.577	
5 -	31.161	20.286	51.447 (2)	84.52	0.031	10:46:38.024	
6 -	31.322	20.467	51.789	83.96	0.373	10:47:29.813	
7 -	<b>31.118</b>	20.298	<b>51.416 (1)</b>	<b>84.57</b>		<b>10:48:21.229</b>	
8 -	32.565	<b>20.231</b>	52.796	82.36	1.380	10:49:14.025	

P5 42		Alan WOOD		Suzuki - www.alanwoodracing.co.uk			
IDEAL LAP TIME : 51.065		BEST LAP TIME : 51.193		DIFFERENCE : 0.128			
LAP	SECTOR 1	SECTOR 2	LAP TIME	MPH	DIFF	TIME OF DAY	
1 -			58.495	74.34	7.302	10:43:11.040	
2 -	31.958	21.390	53.348	81.51	2.155	10:44:04.388	
3 -	31.334	<b>20.471</b>	51.805 (3)	83.94	0.612	10:44:56.193	
4 -	31.627	20.792	52.419	82.95	1.226	10:45:48.612	
5 -	31.076	20.759	51.835	83.89	0.642	10:46:40.447	
6 -	<b>30.594</b>	20.599	<b>51.193 (1)</b>	<b>84.94</b>		<b>10:47:31.640</b>	
7 -	31.097	20.583	51.680 (2)	84.14	0.487	10:48:23.320	
8 -	31.628	20.953	52.581	82.70	1.388	10:49:15.901	

Weather / Track : Cloudy / Dry

Brands Hatch Indy  
Circuit Length = 1.2079 miles  
Start: 10:42 Flag 10:49 End: 10:52

# BMCRC - MRO Championships 2015 - Rnd 9 @ Brands Hatch Indy

## Thunderbike Extreme

### RACE 2 - SECTOR ANALYSIS

SECTOR 1 = FL to I1, SECTOR 2 = I1 to FL, DIFF = Difference To Personal Best Lap

P6 47		Mark TROWELL		Yamaha - ELP		
IDEAL LAP TIME : 51.737		BEST LAP TIME : 51.742		DIFFERENCE : 0.005		
LAP	SECTOR 1	SECTOR 2	LAP TIME	MPH	DIFF	TIME OF DAY
1 -			57.922	75.07	6.180	10:43:10.467
2 -	31.759	20.925	52.684	82.54	0.942	10:44:03.151
3 -	31.736	20.803	52.539	82.76	0.797	10:44:55.690
4 -	<b>31.073</b>	20.804	51.877 (2)	83.82	0.135	10:45:47.567
5 -	31.078	<b>20.664</b>	<b>51.742 (1)</b>	<b>84.04</b>		<b>10:46:39.309</b>
6 -	31.318	20.947	52.265 (3)	83.20	0.523	10:47:31.574
7 -	31.638	20.867	52.505	82.82	0.763	10:48:24.079
8 -	31.353	21.028	52.381	83.01	0.639	10:49:16.460

P7 44		Denzil DAVIES		Suzuki - Advanced Mouldings Ltd		
IDEAL LAP TIME : 50.715		BEST LAP TIME : 50.955		DIFFERENCE : 0.240		
LAP	SECTOR 1	SECTOR 2	LAP TIME	MPH	DIFF	TIME OF DAY
1 -			1:03.348	68.64	12.393	10:43:15.893
2 -	31.702	21.107	52.809	82.34	1.854	10:44:08.702
3 -	31.250	20.644	51.894	83.79	0.939	10:45:00.596
4 -	30.529	20.659	51.188 (3)	84.95	0.233	10:45:51.784
5 -	<b>30.464</b>	20.491	<b>50.955 (1)</b>	<b>85.34</b>		<b>10:46:42.739</b>
6 -	30.774	<b>20.251</b>	51.025 (2)	85.22	0.070	10:47:33.764
7 -	30.622	20.604	51.226	84.89	0.271	10:48:24.990
8 -	30.659	20.876	51.535	84.38	0.580	10:49:16.525

P8 75		Paul NEWMAN		Honda - Leeway building services		
IDEAL LAP TIME : 51.725		BEST LAP TIME : 51.842		DIFFERENCE : 0.117		
LAP	SECTOR 1	SECTOR 2	LAP TIME	MPH	DIFF	TIME OF DAY
1 -			58.667	74.12	6.825	10:43:11.212
2 -	31.874	21.898	53.772	80.87	1.930	10:44:04.984
3 -	31.345	<b>20.497</b>	<b>51.842 (1)</b>	<b>83.88</b>		<b>10:44:56.826</b>
4 -	31.587	20.598	52.185	83.33	0.343	10:45:49.011
5 -	<b>31.228</b>	20.620	51.848 (2)	83.87	0.006	10:46:40.859
6 -	31.263	20.686	51.949 (3)	83.70	0.107	10:47:32.808
7 -	31.356	20.608	51.964	83.68	0.122	10:48:24.772
8 -	31.700	21.089	52.789	82.37	0.947	10:49:17.561

P9 41		David ABRAHAM		Aprilia - Cambridge Motorcycles		
IDEAL LAP TIME : 52.498		BEST LAP TIME : 52.498		DIFFERENCE : 0.000		
LAP	SECTOR 1	SECTOR 2	LAP TIME	MPH	DIFF	TIME OF DAY
1 -			1:00.067	72.39	7.569	10:43:12.612
2 -	32.377	20.965	53.342	81.52	0.844	10:44:05.954
3 -	31.933	21.180	53.113 (3)	81.87	0.615	10:44:59.067
4 -	32.066	21.218	53.284	81.61	0.786	10:45:52.351
5 -	<b>31.681</b>	<b>20.817</b>	<b>52.498 (1)</b>	<b>82.83</b>		<b>10:46:44.849</b>
6 -	31.963	21.084	53.047 (2)	81.97	0.549	10:47:37.896
7 -	31.985	21.246	53.231	81.69	0.733	10:48:31.127
8 -	32.070	21.264	53.334	81.53	0.836	10:49:24.461

P10 57 R		Nicholas WESTON		Kawasaki - NWRacing		
IDEAL LAP TIME : 52.701		BEST LAP TIME : 52.701		DIFFERENCE : 0.000		
LAP	SECTOR 1	SECTOR 2	LAP TIME	MPH	DIFF	TIME OF DAY
1 -			1:02.148	69.97	9.447	10:43:14.693
2 -	32.541	21.534	54.075	80.41	1.374	10:44:08.768
3 -	32.441	21.300	53.741	80.91	1.040	10:45:02.509
4 -	32.438	21.330	53.768	80.87	1.067	10:45:56.277
5 -	<b>31.708</b>	<b>20.993</b>	<b>52.701 (1)</b>	<b>82.51</b>		<b>10:46:48.978</b>
6 -	31.985	21.214	53.199 (2)	81.74	0.498	10:47:42.177
7 -	32.239	21.207	53.446	81.36	0.745	10:48:35.623

Weather / Track : Cloudy / Dry

Brands Hatch Indy  
Circuit Length = 1.2079 miles  
Start: 10:42 Flag 10:49 End: 10:52

# BMCRC - MRO Championships 2015 - Rnd 9 @ Brands Hatch Indy

## Thunderbike Extreme

### RACE 2 - SECTOR ANALYSIS

SECTOR 1 = FL to I1, SECTOR 2 = I1 to FL, DIFF = Difference To Personal Best Lap

8 - 32.201 21.097 53.298 (3) 81.59 0.597 10:49:28.921

P11 30		Alan HARLAND		Yamaha -			
IDEAL LAP TIME : 52.929		BEST LAP TIME : 53.033		DIFFERENCE : 0.104			
LAP	SECTOR 1	SECTOR 2	LAP TIME	MPH	DIFF	TIME OF DAY	
1 -			1:01.705	70.47	8.672	10:43:14.250	
2 -	32.854	21.461	54.315	80.06	1.282	10:44:08.565	
3 -	32.517	21.365	53.882	80.70	0.849	10:45:02.447	
4 -	32.454	21.280	53.734	80.92	0.701	10:45:56.181	
5 -	32.531	21.309	53.840	80.76	0.807	10:46:50.021	
6 -	32.349	21.208	53.557 (3)	81.19	0.524	10:47:43.578	
7 -	<b>31.811</b>	21.222	<b>53.033 (1)</b>	<b>81.99</b>		<b>10:48:36.611</b>	
8 -	31.933	<b>21.118</b>	53.051 (2)	81.97	0.018	10:49:29.662	

P12 178		Dan BEIGHTON		Kawasaki - ddb plumbing and heating			
IDEAL LAP TIME : 53.117		BEST LAP TIME : 53.143		DIFFERENCE : 0.026			
LAP	SECTOR 1	SECTOR 2	LAP TIME	MPH	DIFF	TIME OF DAY	
1 -			1:01.949	70.19	8.806	10:43:14.494	
2 -	33.087	21.595	54.682	79.52	1.539	10:44:09.176	
3 -	32.850	21.005	53.855	80.74	0.712	10:45:03.031	
4 -	32.371	21.185	53.556	81.19	0.413	10:45:56.587	
5 -	32.638	<b>21.004</b>	53.642	81.06	0.499	10:46:50.229	
6 -	32.411	21.029	53.440 (2)	81.37	0.297	10:47:43.669	
7 -	<b>32.113</b>	21.030	<b>53.143 (1)</b>	<b>81.82</b>		<b>10:48:36.812</b>	
8 -	32.457	21.029	53.486 (3)	81.30	0.343	10:49:30.298	

P13 254		Rick WINDAS		Ducati - Army Medical Services			
IDEAL LAP TIME : 53.266		BEST LAP TIME : 53.384		DIFFERENCE : 0.118			
LAP	SECTOR 1	SECTOR 2	LAP TIME	MPH	DIFF	TIME OF DAY	
1 -			1:02.473	69.60	9.089	10:43:15.018	
2 -	33.135	21.416	54.551	79.71	1.167	10:44:09.569	
3 -	32.718	21.406	54.124	80.34	0.740	10:45:03.693	
4 -	32.253	21.396	53.649 (3)	81.05	0.265	10:45:57.342	
5 -	32.522	21.525	54.047	80.45	0.663	10:46:51.389	
6 -	32.423	<b>21.214</b>	53.637 (2)	81.07	0.253	10:47:45.026	
7 -	<b>32.052</b>	21.332	<b>53.384 (1)</b>	<b>81.45</b>		<b>10:48:38.410</b>	
8 -	32.571	21.594	54.165	80.28	0.781	10:49:32.575	

P14 61 R		Jason GREGORY		Triumph - attention 2 detail			
IDEAL LAP TIME : 53.143		BEST LAP TIME : 53.229		DIFFERENCE : 0.086			
LAP	SECTOR 1	SECTOR 2	LAP TIME	MPH	DIFF	TIME OF DAY	
1 -			1:03.359	68.63	10.130	10:43:15.904	
2 -	33.167	21.939	55.106	78.91	1.877	10:44:11.010	
3 -	32.745	21.510	54.255	80.15	1.026	10:45:05.265	
4 -	32.270	21.644	53.914	80.65	0.685	10:45:59.179	
5 -	32.139	<b>21.237</b>	53.376 (2)	81.47	0.147	10:46:52.555	
6 -	32.100	21.285	53.385 (3)	81.45	0.156	10:47:45.940	
7 -	<b>31.906</b>	21.323	<b>53.229 (1)</b>	<b>81.69</b>		<b>10:48:39.169</b>	
8 -	32.036	21.428	53.464	81.33	0.235	10:49:32.633	

P15 10 R		Mark MASKELL		Suzuki - h4hrr.co.uk - Poppy Nursing Services			
IDEAL LAP TIME : 53.146		BEST LAP TIME : 53.308		DIFFERENCE : 0.162			
LAP	SECTOR 1	SECTOR 2	LAP TIME	MPH	DIFF	TIME OF DAY	
1 -			1:03.545	68.43	10.237	10:43:16.090	
2 -	33.107	22.001	55.108	78.91	1.800	10:44:11.198	
3 -	32.771	21.732	54.503	79.78	1.195	10:45:05.701	
4 -	32.108	21.494	53.602	81.12	0.294	10:45:59.303	
5 -	32.229	<b>21.224</b>	53.453	81.35	0.145	10:46:52.756	
6 -	31.995	21.350	53.345 (2)	81.51	0.037	10:47:46.101	

Weather / Track : Cloudy / Dry

Brands Hatch Indy  
Circuit Length = 1.2079 miles  
Start: 10:42 Flag 10:49 End: 10:52

# BMCRC - MRO Championships 2015 - Rnd 9 @ Brands Hatch Indy

## Thunderbike Extreme

### RACE 2 - SECTOR ANALYSIS

SECTOR 1 = FL to I1, SECTOR 2 = I1 to FL, DIFF = Difference To Personal Best Lap

7 -	<b>31.922</b>	21.423	53.345 (2)	81.51	0.037	10:48:39.446
8 -	31.967	21.341	<b>53.308 (1)</b>	<b>81.57</b>		<b>10:49:32.754</b>

P16 28		Dan NEMATİ		Yamaha - Wayne Johnson			
IDEAL LAP TIME : 52.542		BEST LAP TIME : 52.816		DIFFERENCE : 0.274			
LAP	SECTOR 1	SECTOR 2	LAP TIME	MPH	DIFF	TIME OF DAY	
1 -			1:05.044	66.85	12.228	10:43:17.589	
2 -	33.341	22.155	55.496	78.35	2.680	10:44:13.085	
3 -	32.921	21.520	54.441	79.87	1.625	10:45:07.526	
4 -	32.464	21.141	53.605	81.12	0.789	10:46:01.131	
5 -	31.953	21.038	52.991 (3)	82.06	0.175	10:46:54.122	
6 -	32.039	<b>20.777</b>	<b>52.816 (1)</b>	<b>82.33</b>		<b>10:47:46.938</b>	
7 -	<b>31.765</b>	21.099	52.864 (2)	82.26	0.048	10:48:39.802	
8 -	32.114	21.209	53.323	81.55	0.507	10:49:33.125	

P17 174		Talan SKEELS-PIGGINS		Suzuki - McMillan Williams			
IDEAL LAP TIME : 53.085		BEST LAP TIME : 53.259		DIFFERENCE : 0.174			
LAP	SECTOR 1	SECTOR 2	LAP TIME	MPH	DIFF	TIME OF DAY	
1 -			1:04.574	67.34	11.315	10:43:17.119	
2 -	33.199	21.696	54.895	79.21	1.636	10:44:12.014	
3 -	32.405	21.555	53.960	80.58	0.701	10:45:05.974	
4 -	32.315	21.242	53.557	81.19	0.298	10:45:59.531	
5 -	32.330	<b>21.199</b>	53.529 (3)	81.23	0.270	10:46:53.060	
6 -	32.083	21.340	53.423 (2)	81.39	0.164	10:47:46.483	
7 -	<b>31.886</b>	21.373	<b>53.259 (1)</b>	<b>81.65</b>		<b>10:48:39.742</b>	
8 -	32.488	21.206	53.694	80.98	0.435	10:49:33.436	

P18 114 R		Ricky MARTIN		Suzuki -			
IDEAL LAP TIME : 54.060		BEST LAP TIME : 54.147		DIFFERENCE : 0.087			
LAP	SECTOR 1	SECTOR 2	LAP TIME	MPH	DIFF	TIME OF DAY	
1 -			1:04.644	67.26	10.497	10:43:17.189	
2 -	33.547	22.455	56.002	77.65	1.855	10:44:13.191	
3 -	33.597	22.154	55.751	78.00	1.604	10:45:08.942	
4 -	32.831	21.814	54.645 (3)	79.57	0.498	10:46:03.587	
5 -	33.036	22.098	55.134	78.87	0.987	10:46:58.721	
6 -	32.719	21.953	54.672	79.53	0.525	10:47:53.393	
7 -	<b>32.361</b>	21.950	54.311 (2)	80.06	0.164	10:48:47.704	
8 -	32.448	<b>21.699</b>	<b>54.147 (1)</b>	<b>80.31</b>		<b>10:49:41.851</b>	

P19 95 R		Karl SMITH		Suzuki - Smith Flooring Services			
IDEAL LAP TIME : 54.375		BEST LAP TIME : 54.648		DIFFERENCE : 0.273			
LAP	SECTOR 1	SECTOR 2	LAP TIME	MPH	DIFF	TIME OF DAY	
1 -			1:04.991	66.91	10.343	10:43:17.536	
2 -	34.294	22.329	56.623	76.79	1.975	10:44:14.159	
3 -	33.273	21.813	55.086	78.94	0.438	10:45:09.245	
4 -	33.308	21.649	54.957 (3)	79.12	0.309	10:46:04.202	
5 -	33.577	21.395	54.972	79.10	0.324	10:46:59.174	
6 -	<b>33.141</b>	21.507	<b>54.648 (1)</b>	<b>79.57</b>		<b>10:47:53.822</b>	
7 -	33.213	21.572	54.785 (2)	79.37	0.137	10:48:48.607	
8 -	33.977	<b>21.234</b>	55.211	78.76	0.563	10:49:43.818	

P20 45		Paul BRYANT		Honda - CVM			
IDEAL LAP TIME : 54.787		BEST LAP TIME : 54.787		DIFFERENCE : 0.000			
LAP	SECTOR 1	SECTOR 2	LAP TIME	MPH	DIFF	TIME OF DAY	
1 -			1:03.692	68.27	8.905	10:43:16.237	
2 -	33.927	21.745	55.672	78.11	0.885	10:44:11.909	
3 -	33.778	21.773	55.551	78.28	0.764	10:45:07.460	
4 -	33.638	21.676	55.314	78.61	0.527	10:46:02.774	
5 -	34.078	21.929	56.007	77.64	1.220	10:46:58.781	

Weather / Track : Cloudy / Dry

Brands Hatch Indy  
Circuit Length = 1.2079 miles  
Start: 10:42 Flag 10:49 End: 10:52

# BMCRC - MRO Championships 2015 - Rnd 9 @ Brands Hatch Indy

## Thunderbike Extreme

### RACE 2 - SECTOR ANALYSIS

SECTOR 1 = FL to I1, SECTOR 2 = I1 to FL, DIFF = Difference To Personal Best Lap

6 -	<b>33.202</b>	<b>21.585</b>	<b>54.787 (1)</b>	<b>79.37</b>		<b>10:47:53.568</b>
7 -	33.277	21.700	54.977 (2)	79.09	0.190	10:48:48.545
8 -	33.451	21.846	55.297 (3)	78.64	0.510	10:49:43.842

<b>P21</b>	<b>5</b>	<b>Nick BISHOP</b>	Suzuki - Meltedsliders			
IDEAL LAP TIME :		BEST LAP TIME : 53.857	DIFFERENCE :			
LAP	SECTOR 1	SECTOR 2	LAP TIME	MPH	DIFF	TIME OF DAY
1 -			1:05.254	66.64	11.397	10:43:17.799
2 -			55.611	78.19	1.754	10:44:13.410
3 -			58.433	74.42	4.576	10:45:11.843
4 -			54.869	79.25	1.012	10:46:06.712
5 -			54.002 (2)	80.52	0.145	10:47:00.714
6 -			55.471	78.39	1.614	10:47:56.185
7 -			54.053 (3)	80.45	0.196	10:48:50.238
8 -			<b>53.857 (1)</b>	<b>80.74</b>		<b>10:49:44.095</b>

<b>P22</b>	<b>55</b>	<b>Michael COPLEY</b>	Suzuki - spindle grind			
IDEAL LAP TIME :		BEST LAP TIME : 55.221	DIFFERENCE : 0.000			
LAP	SECTOR 1	SECTOR 2	LAP TIME	MPH	DIFF	TIME OF DAY
1 -			1:04.509	67.41	9.288	10:43:17.054
2 -	33.548	22.135	55.683 (2)	78.09	0.462	10:44:12.737
3 -	33.956	21.968	55.924 (3)	77.75	0.703	10:45:08.661
4 -	<b>33.414</b>	<b>21.807</b>	<b>55.221 (1)</b>	<b>78.74</b>		<b>10:46:03.882</b>
5 -	34.523	22.003	56.526	76.93	1.305	10:47:00.408
6 -	34.549	22.981	57.530	75.58	2.309	10:47:57.938
7 -	34.387	22.866	57.253	75.95	2.032	10:48:55.191
8 -	34.693	22.753	57.446	75.69	2.225	10:49:52.637

<b>P23</b>	<b>192 R</b>	<b>Ben ROWSWELL</b>	Suzuki -			
IDEAL LAP TIME :		BEST LAP TIME : 56.649	DIFFERENCE : 0.000			
LAP	SECTOR 1	SECTOR 2	LAP TIME	MPH	DIFF	TIME OF DAY
1 -			1:07.291	64.62	10.642	10:43:19.836
2 -	35.268	22.310	57.578 (3)	75.52	0.929	10:44:17.414
3 -	34.741	22.619	57.360 (2)	75.81	0.711	10:45:14.774
4 -	35.487	22.247	57.734	75.32	1.085	10:46:12.508
5 -	35.190	22.470	57.660	75.41	1.011	10:47:10.168
6 -	35.497	22.289	57.786	75.25	1.137	10:48:07.954
7 -	36.329	22.516	58.845	73.89	2.196	10:49:06.799
8 -	<b>34.601</b>	<b>22.048</b>	<b>56.649 (1)</b>	<b>76.76</b>		<b>10:50:03.448</b>

<b>P24</b>	<b>16 R</b>	<b>Matthew WREN</b>	Kawasaki - Broken Matt			
IDEAL LAP TIME :		BEST LAP TIME : 56.878	DIFFERENCE : 0.000			
LAP	SECTOR 1	SECTOR 2	LAP TIME	MPH	DIFF	TIME OF DAY
1 -			1:07.341	64.57	10.463	10:43:19.886
2 -	35.982	22.441	58.423	74.43	1.545	10:44:18.309
3 -	35.572	22.491	58.063	74.89	1.185	10:45:16.372
4 -	35.501	22.287	57.788	75.25	0.910	10:46:14.160
5 -	<b>34.645</b>	<b>22.233</b>	<b>56.878 (1)</b>	<b>76.45</b>		<b>10:47:11.038</b>
6 -	35.044	22.598	57.642 (3)	75.44	0.764	10:48:08.680
7 -	35.457	22.730	58.187	74.73	1.309	10:49:06.867
8 -	34.846	22.505	57.351 (2)	75.82	0.473	10:50:04.218

<b>P25</b>	<b>72 R</b>	<b>Jim DAVIES</b>	Yamaha - Necci Motorcycles Ltd			
IDEAL LAP TIME :		BEST LAP TIME : 56.727	DIFFERENCE : 0.360			
LAP	SECTOR 1	SECTOR 2	LAP TIME	MPH	DIFF	TIME OF DAY
1 -			1:10.811	61.41	14.084	10:43:23.356
2 -	35.984	23.332	59.316	73.31	2.589	10:44:22.672
3 -	34.762	22.779	57.541	75.57	0.814	10:45:20.213
4 -	<b>33.938</b>	22.789	<b>56.727 (1)</b>	<b>76.65</b>		<b>10:46:16.940</b>

Weather / Track : Cloudy / Dry

Brands Hatch Indy  
Circuit Length = 1.2079 miles  
Start: 10:42 Flag 10:49 End: 10:52

# BMCRC - MRO Championships 2015 - Rnd 9 @ Brands Hatch Indy

## Thunderbike Extreme

### RACE 2 - SECTOR ANALYSIS

SECTOR 1 = FL to I1, SECTOR 2 = I1 to FL, DIFF = Difference To Personal Best Lap

5 -	34.295	22.881	57.176 (3)	76.05	0.449	10:47:14.116
6 -	34.236	23.091	57.327	75.85	0.600	10:48:11.443
7 -	34.463	<b>22.429</b>	56.892 (2)	76.43	0.165	10:49:08.335

<b>P26 141 R</b>	<b>Matthew ROBINSON</b>		Kawasaki - AM Construction Ltd			
IDEAL LAP TIME : 55.980		BEST LAP TIME : 56.074	DIFFERENCE : 0.094			
LAP	SECTOR 1	SECTOR 2	LAP TIME	MPH	DIFF	TIME OF DAY
1 -			1:11.013	61.23	14.939	10:43:23.558
2 -	36.331	23.210	59.541	73.03	3.467	10:44:23.099
3 -	35.471	23.119	58.590	74.22	2.516	10:45:21.689
4 -	34.411	<b>22.341</b>	56.752 (2)	76.62	0.678	10:46:18.441
5 -	<b>33.639</b>	22.435	<b>56.074 (1)</b>	<b>77.55</b>		<b>10:47:14.515</b>
6 -	34.205	22.817	57.022 (3)	76.26	0.948	10:48:11.537
7 -	34.903	22.502	57.405	75.75	1.331	10:49:08.942

<b>P27 171 R</b>	<b>Daniel GIBBS</b>		Suzuki - Thomas Racing			
IDEAL LAP TIME : 57.854		BEST LAP TIME : 57.854	DIFFERENCE : 0.000			
LAP	SECTOR 1	SECTOR 2	LAP TIME	MPH	DIFF	TIME OF DAY
1 -			1:10.568	61.62	12.714	10:43:23.113
2 -	35.667	23.727	59.394	73.21	1.540	10:44:22.507
3 -	35.630	23.264	58.894 (3)	73.83	1.040	10:45:21.401
4 -	35.664	23.690	59.354	73.26	1.500	10:46:20.755
5 -	35.668	23.499	59.167	73.49	1.313	10:47:19.922
6 -	35.656	23.233	58.889 (2)	73.84	1.035	10:48:18.811
7 -	<b>35.212</b>	<b>22.642</b>	<b>57.854 (1)</b>	<b>75.16</b>		<b>10:49:16.665</b>

<b>P28 46 R</b>	<b>Adrian DRAPER</b>		Suzuki - droopy racing uk			
IDEAL LAP TIME : 57.981		BEST LAP TIME : 58.464	DIFFERENCE : 0.483			
LAP	SECTOR 1	SECTOR 2	LAP TIME	MPH	DIFF	TIME OF DAY
1 -			1:10.359	61.80	11.895	10:43:22.904
2 -	36.733	24.085	1:00.818	71.50	2.354	10:44:23.722
3 -	35.967	23.241	59.208	73.44	0.744	10:45:22.930
4 -	<b>35.199</b>	23.265	<b>58.464 (1)</b>	<b>74.38</b>		<b>10:46:21.394</b>
5 -	35.428	23.436	58.864 (3)	73.87	0.400	10:47:20.258
6 -	36.019	<b>22.782</b>	58.801 (2)	73.95	0.337	10:48:19.059
7 -	36.412	23.108	59.520	73.06	1.056	10:49:18.579

<b>P29 117 R</b>	<b>William SWIFT</b>		Suzuki - McMillan Williams			
IDEAL LAP TIME : 54.996		BEST LAP TIME : 55.066	DIFFERENCE : 0.070			
LAP	SECTOR 1	SECTOR 2	LAP TIME	MPH	DIFF	TIME OF DAY
1 -			1:06.018	65.86	10.952	10:43:18.563
2 -	33.840	22.500	56.340	77.18	1.274	10:44:14.903
3 -	33.681	21.847	55.528	78.31	0.462	10:45:10.431
4 -	33.373	<b>21.723</b>	55.096 (2)	78.92	0.030	10:46:05.527
5 -	<b>33.273</b>	21.793	<b>55.066 (1)</b>	<b>78.97</b>		<b>10:47:00.593</b>
6 -	33.414	21.900	55.314 (3)	78.61	0.248	10:47:55.907
7 -	33.360	21.978	55.338	78.58	0.272	10:48:51.245
8 -	33.493	22.243	55.736	78.02	0.670	10:49:46.981

<b>P30 81</b>	<b>Malvern MAY</b>		Ducati -			
IDEAL LAP TIME : 54.435		BEST LAP TIME : 54.576	DIFFERENCE : 0.141			
LAP	SECTOR 1	SECTOR 2	LAP TIME	MPH	DIFF	TIME OF DAY
1 -			1:07.541	64.38	12.965	10:43:20.086
2 -	34.187	22.005	56.192	77.38	1.616	10:44:16.278
3 -	33.447	22.046	55.493	78.36	0.917	10:45:11.771
4 -	33.106	21.899	55.005 (2)	79.05	0.429	10:46:06.776
5 -	33.727	<b>21.556</b>	55.283	78.66	0.707	10:47:02.059
6 -	33.395	21.736	55.131 (3)	78.87	0.555	10:47:57.190
7 -	<b>32.879</b>	21.697	<b>54.576 (1)</b>	<b>79.67</b>		<b>10:48:51.766</b>

Weather / Track : Cloudy / Dry

Brands Hatch Indy  
Circuit Length = 1.2079 miles  
Start: 10:42 Flag 10:49 End: 10:52



# BMCRC - MRO Championships 2015 - Rnd 9 @ Brands Hatch Indy

## Thunderbike Extreme

### RACE 2 - SECTOR ANALYSIS

SECTOR 1 = FL to I1, SECTOR 2 = I1 to FL, DIFF = Difference To Personal Best Lap

8 - 33.422 21.825 55.247 78.71 0.671 10:49:47.013

P31 96 R Glyn RIXON		Suzuki -				
IDEAL LAP TIME : 54.530		BEST LAP TIME : 54.677		DIFFERENCE : 0.147		
LAP	SECTOR 1	SECTOR 2	LAP TIME	MPH	DIFF	TIME OF DAY
1 -			1:05.862	66.02	11.185	10:43:18.407
2 -	35.033	22.448	57.481	75.65	2.804	10:44:15.888
3 -	33.320	21.917	55.237 (3)	78.72	0.560	10:45:11.125
4 -	33.214	22.052	55.266	78.68	0.589	10:46:06.391
5 -	33.479	<b>21.455</b>	54.934 (2)	79.16	0.257	10:47:01.325
6 -	<b>33.075</b>	21.602	<b>54.677 (1)</b>	<b>79.53</b>		<b>10:47:56.002</b>

# BMCRC - MRO Championships 2015 - Rnd 9 @ Brands Hatch Indy

## Thunderbike Extreme

### RACE 2 - BEST SECTORS

SECTOR 1			SECTOR 2			IDEAL / BEST COMPARISON						
POS	NO	NAME	TIME	NO	NAME	TIME	POS	NO	NAME	IDEAL	BEST	DIFF
									<b>PERFECT LAP</b>	<b>50.162</b>		
1	92	LAST	<b>30.092</b>	92	LAST	<b>20.070</b>	1	92	LAST	50.162	50.162	0.000
2	11	HARVEY	<b>30.258</b>	69	RUSSO	<b>20.231</b>	2	44	DAVIES	50.715	50.955	0.240
3	40	SHELVEY	<b>30.438</b>	44	DAVIES	<b>20.251</b>	3	40	SHELVEY	50.740	50.775	0.035
4	44	DAVIES	<b>30.464</b>	40	SHELVEY	<b>20.302</b>	4	11	HARVEY	50.785	50.785	0.000
5	42	WOOD	<b>30.594</b>	42	WOOD	<b>20.471</b>	5	42	WOOD	51.065	51.193	0.128
6	47	TROWELL	<b>31.073</b>	75	NEWMAN	<b>20.497</b>	6	69	RUSSO	51.349	51.416	0.067
7	69	RUSSO	<b>31.118</b>	11	HARVEY	<b>20.527</b>	7	75	NEWMAN	51.725	51.842	0.117
8	75	NEWMAN	<b>31.228</b>	47	TROWELL	<b>20.664</b>	8	47	TROWELL	51.737	51.742	0.005
9	41	ABRAHAM	<b>31.681</b>	28	NEMATI	<b>20.777</b>	9	41	ABRAHAM	52.498	52.498	0.000
10	57	WESTON	<b>31.708</b>	41	ABRAHAM	<b>20.817</b>	10	28	NEMATI	52.542	52.816	0.274
11	28	NEMATI	<b>31.765</b>	57	WESTON	<b>20.993</b>	11	57	WESTON	52.701	52.701	0.000
12	30	HARLAND	<b>31.811</b>	178	BEIGHTON	<b>21.004</b>	12	30	HARLAND	52.929	53.033	0.104
13	174	SKEELS-PIGGINS	<b>31.886</b>	30	HARLAND	<b>21.118</b>	13	174	SKEELS-PIGGINS	53.085	53.259	0.174
14	61	GREGORY	<b>31.906</b>	174	SKEELS-PIGGINS	<b>21.199</b>	14	178	BEIGHTON	53.117	53.143	0.026
15	10	MASKELL	<b>31.922</b>	254	WINDAS	<b>21.214</b>	15	61	GREGORY	53.143	53.229	0.086
16	254	WINDAS	<b>32.052</b>	10	MASKELL	<b>21.224</b>	16	10	MASKELL	53.146	53.308	0.162
17	178	BEIGHTON	<b>32.113</b>	95	SMITH	<b>21.234</b>	17	254	WINDAS	53.266	53.384	0.118
18	114	MARTIN	<b>32.361</b>	61	GREGORY	<b>21.237</b>	18	114	MARTIN	54.060	54.147	0.087
19	81	MAY	<b>32.879</b>	96	RIXON	<b>21.455</b>	19	95	SMITH	54.375	54.648	0.273
20	96	RIXON	<b>33.075</b>	81	MAY	<b>21.556</b>	20	81	MAY	54.435	54.576	0.141
21	95	SMITH	<b>33.141</b>	45	BRYANT	<b>21.585</b>	21	96	RIXON	54.530	54.677	0.147
22	45	BRYANT	<b>33.202</b>	114	MARTIN	<b>21.699</b>	22	45	BRYANT	54.787	54.787	0.000
23	117	SWIFT	<b>33.273</b>	117	SWIFT	<b>21.723</b>	23	117	SWIFT	54.996	55.066	0.070
24	55	COPLEY	<b>33.414</b>	55	COPLEY	<b>21.807</b>	24	55	COPLEY	55.221	55.221	0.000
25	141	ROBINSON	<b>33.639</b>	192	ROWSWELL	<b>22.048</b>	25	141	ROBINSON	55.980	56.074	0.094
26	72	DAVIES	<b>33.938</b>	16	WREN	<b>22.233</b>	26	72	DAVIES	56.367	56.727	0.360
27	192	ROWSWELL	<b>34.601</b>	141	ROBINSON	<b>22.341</b>	27	192	ROWSWELL	56.649	56.649	0.000
28	16	WREN	<b>34.645</b>	72	DAVIES	<b>22.429</b>	28	16	WREN	56.878	56.878	0.000
29	46	DRAPER	<b>35.199</b>	171	GIBBS	<b>22.642</b>	29	171	GIBBS	57.854	57.854	0.000
30	171	GIBBS	<b>35.212</b>	46	DRAPER	<b>22.782</b>	30	46	DRAPER	57.981	58.464	0.483
31							31	5	BISHOP		53.857	

Weather / Track : Cloudy / Dry

Results can be found at [www.tsl-timing.com](http://www.tsl-timing.com)

Brands Hatch Indy  
 Circuit Length = 1.2079 miles  
 Start: 10:42 Flag 10:49 End: 10:52

Printed - 11:00 Sunday, 04 October 2015

# BMCRC - MRO Championships 2015 - Rnd 9 @ Brands Hatch Indy



## Thunderbike Extreme

### RACE 11 - CLASSIFICATION

POS	NO	CL	PIC NAME	ENTRY	LAPS	TIME	GAP	DIFF	MPH	BEST	ON
1	92		1 Matt LAST	Suzuki - Phase 5 Technology	12	10:18.603			84.35	50.157	7
2	40		2 David SHELVEY	Suzuki -	12	10:21.127	2.524	2.524	84.01	50.811	5
3	11	R	1 Josh HARVEY	Yamaha - NR Racing	12	10:26.916	8.313	5.789	83.23	50.680	3
4	42		3 Alan WOOD	Suzuki - www.alanwoodracing.co.uk	12	10:27.626	9.023	0.710	83.14	51.282	9
5	44*		4 Denzil DAVIES	Suzuki - Advanced Mouldings Ltd	12	10:28.026	9.423	0.400	83.09	50.196	10
6	69		5 Tony RUSSO	Suzuki - Titan Elevators	12	10:29.038	10.435	1.012	82.95	51.279	11
7	47		6 Mark TROWELL	Yamaha - ELP	12	10:30.523	11.920	1.485	82.76	51.432	6
8	75		7 Paul NEWMAN	Honda - Leeway building services	12	10:34.418	15.815	3.895	82.25	51.665	7
9	41		8 David ABRAHAM	Aprilia - Cambridge Motorcycles	12	10:46.184	27.581	11.766	80.75	52.895	2
10	30		9 Alan HARLAND	Yamaha -	12	10:49.339	30.736	3.155	80.36	53.164	10
11	254		10 Rick WINDAS	Ducati - Army Medical Services	12	10:49.792	31.189	0.453	80.30	52.899	11
12	178		11 Dan BEIGHTON	Kawasaki - ddb plumbing and heating	12	10:50.043	31.440	0.251	80.27	53.090	9
13	10	R	2 Mark MASKELL	Suzuki - h4hrr.co.uk - Poppy Nursing Services	12	10:52.732	34.129	2.689	79.94	52.994	8
14	61	R	3 Jason GREGORY	Triumph - attention 2 detail	12	10:56.033	37.430	3.301	79.54	53.200	7
15	174		12 Talan SKEELS-PIGGINS	Suzuki - McMillan Williams	12	10:56.396	37.793	0.363	79.49	53.208	8
16	28		13 Dan NEMATI	Yamaha - Wayne Johnson	12	11:01.663	43.060	5.267	78.86	53.433	4
17	5		14 Nick BISHOP	Suzuki - Meltedsliders	12	11:02.057	43.454	0.394	78.81	52.764	7
18	114	R	4 Ricky MARTIN	Suzuki -	12	11:05.663	47.060	3.606	78.39	53.716	8
19	95*	R	5 Karl SMITH	Suzuki - Smith Flooring Services	12	11:39.331	1:20.728	33.668	74.61	54.293	7
20	96	R	6 Glyn RIXON	Suzuki -	11	10:18.456	1 Lap	1 Lap	77.34	54.362	9
21	45		15 Paul BRYANT	Honda - CVM	11	10:19.869	1 Lap	1.413	77.16	55.220	11
22	81		16 Malvern MAY	Ducati -	11	10:24.834	1 Lap	4.965	76.55	54.862	11
23	55		17 Michael COPLEY	Suzuki - spindle grind	11	10:28.982	1 Lap	4.148	76.05	55.745	3
24	141	R	7 Matthew ROBINSON	Kawasaki - AM Construction Ltd	11	10:29.528	1 Lap	0.546	75.98	55.701	7
25	72	R	8 Jim DAVIES	Yamaha - Necci Motorcycles Ltd	11	10:37.375	1 Lap	7.847	75.04	56.556	8
26	16	R	9 Matthew WREN	Kawasaki - Broken Matt	11	10:42.396	1 Lap	5.021	74.46	55.988	11
27	192	R	10 Ben ROWSWELL	Suzuki -	11	10:45.961	1 Lap	3.565	74.05	57.100	11
28	171	R	11 Daniel GIBBS	Suzuki - Thomas Racing	11	10:49.532	1 Lap	3.571	73.64	57.453	8
29	46	R	12 Adrian DRAPER	Suzuki - droopy racing uk	11	10:50.143	1 Lap	0.611	73.57	57.539	11

#### NOT CLASSIFIED

DNF	57	R	Nicholas WESTON	Kawasaki - NWRacing	8	7:21.026	4 Laps	3 Laps	78.88	53.248	8
-----	----	---	-----------------	---------------------	---	----------	--------	--------	-------	--------	---

#### FASTEST LAP

92			Matt LAST	Suzuki - Phase 5 Technology	7	50.157	86.69 mph	139.52 kph
11	R		Josh HARVEY	Yamaha - NR Racing	3	50.680	85.80 mph	138.08 kph

\* No. 44 & 95 - 10 second penalty - jump start

Class - 90% of Race Speed = 75.91 mph

Class R - 90% of Race Speed = 74.90 mph

Brands Hatch Indy

Circuit Length = 1.2079 miles

Start: 14:36 Flag 14:46 End: 14:47

Weather / Track : Cloudy / Dry

These results are provisional until the conclusion of any judicial and technical matters.

Clerk Of Course :	Timekeeper :
-------------------	--------------

Results can be found at [www.tsl-timing.com](http://www.tsl-timing.com)

Printed - 14:52 Sunday, 04 October 2015



# BMCRC - MRO Championships 2015 - Rnd 9 @ Brands Hatch Indy

## Thunderbike Extreme

### RACE 11 - LAP CHART

LAP 1 @ 14:37:20.560			LAP 3 @ 14:39:02.900			LAP 5 @ 14:40:44.385			LAP 7 @ 14:42:24.854			LAP 9 @ 14:44:08.082		
NO	BEHIND	LAP TIME	NO	BEHIND	LAP TIME	NO	BEHIND	LAP TIME	NO	BEHIND	LAP TIME	NO	BEHIND	LAP TIME
40		56.658	40		51.106	92		50.536	92		50.157	92		50.562
92	0.345	57.003	92	0.083	50.872	40	0.912	50.811	44	2.610	51.064	44	1.423	51.056
11	0.436	57.094	11	0.605	50.680	11	0.941	50.869	40	3.581	51.805	72	1 Lap	56.556
42	1.350	58.008	44	0.878	50.553	42	2.775	51.572	42	5.305	52.037	40	3.222	50.998
44	1.515	58.173	42	2.775	51.572	69	3.280	51.725	11	4.225	52.546	11	5.357	51.938
47	2.084	58.742	69	3.280	51.725	47	3.352	51.831	42	7.962	51.561	42	7.497	51.282
69	2.095	58.753	47	3.352	51.831	75	4.738	52.135	69	8.011	51.547	69	9.046	52.732
75	2.150	58.808	75	4.738	52.135	41	6.207	52.960	42	8.710	51.623	16	1 Lap	57.347
41	2.692	59.350	41	6.207	52.960	30	8.249	53.566	69	9.902	51.665	47	9.948	52.677
30	3.298	59.956	30	8.249	53.566	178	8.473	53.413	47	16.657	53.339	192	1 Lap	57.348
178	3.745	1:00.403	178	8.473	53.413	254	8.685	53.292	75	21.078	53.591	75	11.150	52.443
254	3.871	1:00.529	254	8.685	53.292	10	11.306	54.014	41	21.147	53.515	171	1 Lap	57.453
10	4.851	1:01.509	10	11.306	54.014	174	13.397	53.902	30	26.677	53.591	46	1 Lap	57.872
61	6.097	1:02.755	174	13.397	53.902	61	13.605	54.554	178	26.826	53.528	41	19.672	53.163
57	6.263	1:02.921	61	13.605	54.554	57	13.779	54.795	254	28.965	54.238	178	24.430	53.090
45	6.444	1:03.102	57	13.779	54.795	45	15.569	55.480	10	31.370	53.856	30	24.951	53.211
114	6.697	1:03.355	45	15.569	55.480	28	15.606	54.350	61	32.138	52.764	254	25.751	53.646
95	7.123	1:03.781	28	15.606	54.350	114	16.336	55.513	28	33.752	54.293	10	26.283	53.075
28	7.216	1:03.874	114	16.336	55.513	95	16.412	54.973	45	36.393	55.324	61	29.644	53.532
174	7.399	1:04.057	95	16.412	54.973	5	16.745	54.883	96	36.657	55.050	174	30.547	53.890
5	8.019	1:04.677	5	16.745	54.883	55	18.088	55.745	96	40.780	56.134	28	33.808	54.227
55	8.443	1:05.101	55	18.088	55.745	141	18.775	55.819	81	41.334	56.403	5	35.076	53.111
141	9.002	1:05.660	141	18.775	55.819	96	18.797	55.391	55	41.407	55.701	114	36.411	54.553
81	9.023	1:05.681	96	18.797	55.391	81	19.720	56.162	45	49.567	56.998	95	41.245	55.965
96	9.757	1:06.415	81	19.720	56.162	72	24.636	57.084	96	50.500	56.050	96	42.300	54.362
16	10.114	1:06.772	72	24.636	57.084	192	25.164	58.013	81	56.134	56.134	45	44.341	55.516
46	11.256	1:07.914	192	25.164	58.013	16	25.744	59.225	141	56.403	56.403	55	50.398	56.907
192	11.443	1:08.101	16	25.744	59.225	171	26.187	57.555	72	55.701	55.701	81	50.552	56.913
171	11.697	1:08.355	171	26.187	57.555	46	27.349	58.840	72	56.998	56.998	141	50.890	56.757
72	12.127	1:08.785	46	27.349	58.840									

LAP 2 @ 14:38:11.794			LAP 4 @ 14:39:53.849			LAP 6 @ 14:41:34.697			LAP 8 @ 14:43:17.520			LAP 10 @ 14:44:59.281		
NO	BEHIND	LAP TIME	NO	BEHIND	LAP TIME	NO	BEHIND	LAP TIME	NO	BEHIND	LAP TIME	NO	BEHIND	LAP TIME
40		51.234	92		50.866	92		50.312	92		52.666	92		51.199
92	0.317	51.206	11	0.608	50.952	44	1.703	50.820	44	0.929	50.985	44	0.420	50.196
11	1.031	51.829	40	0.637	51.586	11	1.836	51.207	16	1 Lap	57.106	40	3.236	51.213
44	1.431	51.150	44	1.033	51.104	44	1.933	51.333	40	2.786	51.871	40	6.938	52.780
42	2.309	52.193	42	3.804	51.978	11	6.558	51.565	192	1 Lap	57.395	11	6.938	52.780
47	2.627	51.777	69	4.281	51.950	42	6.558	51.565	11	3.981	52.422	42	8.093	51.795
69	2.661	51.800	47	4.374	51.971	69	6.621	51.526	171	1 Lap	58.003	72	1 Lap	56.912
75	3.709	52.793	75	5.837	52.048	47	7.244	51.432	46	1 Lap	58.302	69	9.185	51.338
41	4.353	52.895	41	8.162	52.904	75	8.394	51.735	42	6.777	51.481	47	10.624	51.875
30	5.789	53.725	30	11.028	53.728	41	13.475	53.005	69	6.876	51.531	75	13.176	53.225
178	6.166	53.655	178	11.096	53.572	30	17.644	53.508	47	7.833	51.789	16	1 Lap	56.108
254	6.499	53.862	254	11.610	53.874	178	17.789	53.542	75	9.269	52.033	192	1 Lap	57.545
10	8.398	54.781	10	14.158	53.801	44	18.353	53.817	41	17.071	53.080	171	1 Lap	58.262
57	10.090	55.061	174	16.455	54.007	10	20.468	53.416	178	21.902	53.421	46	1 Lap	57.611
61	10.157	55.294	61	16.778	54.122	254	23.455	53.972	30	22.302	53.890	41	22.014	53.541
174	10.601	54.436	57	16.936	54.106	28	24.884	53.725	40	22.667	53.494	178	26.322	53.091
45	11.195	55.985	28	18.090	53.433	114	27.671	54.052	254	22.667	53.494	30	26.916	53.164
114	11.929	56.466	114	19.799	54.412	5	29.531	54.936	10	23.770	52.994	254	27.721	53.169
28	12.362	56.380	95	20.517	55.054	95	29.616	55.262	61	26.674	53.254	10	28.316	53.232
95	12.545	56.656	45	20.591	55.971	45	31.226	55.535	174	27.219	53.208	61	32.352	53.907
5	12.968	56.183	5	20.973	55.177	96	31.764	54.376	57	27.408	53.248	174	33.471	54.123
55	13.449	56.240	96	23.581	55.733	55	34.803	56.087	28	30.143	53.844	28	38.409	55.800
141	14.062	56.294	55	23.708	56.569	81	35.088	55.791	114	32.420	53.716	5	39.562	55.685
96	14.512	55.989	141	24.163	56.337	141	35.863	56.024	5	32.527	53.055	114	40.257	55.045
81	14.664	56.875	81	24.612	55.841				95	35.842	54.756	95	47.128	57.082
16	17.625	58.745	72	30.381	56.694				96	38.500	54.509	96	47.550	56.449
192	18.257	58.048	192	32.351	58.136				45	39.387	55.660	45	49.270	56.128
72	18.658	57.765							55	44.053	55.939			
46	19.615	59.593												

Weather / Track : Cloudy / Dry

Brands Hatch Indy  
 Circuit Length = 1.2079 miles  
 Start: 14:36 Flag 14:46 End: 14:47

# BMCRC - MRO Championships 2015 - Rnd 9 @ Brands Hatch Indy

## Thunderbike Extreme

### RACE 11 - LAP CHART

<b>LAP 11</b>	<b>@ 14:45:51.223</b>
---------------	-----------------------

NO	BEHIND	LAP TIME
44		51.522
92	0.172	52.114
40	2.561	51.267
81	1 Lap	55.240
55	1 Lap	57.501
141	1 Lap	57.343
11	7.161	52.165
42	8.168	52.017
69	8.522	51.279
47	11.364	52.682
72	1 Lap	56.789
75	13.927	52.693
16	1 Lap	56.564
192	1 Lap	57.182
171	1 Lap	57.704
41	24.673	54.601
46	1 Lap	58.077
178	27.908	53.528
30	28.185	53.211
254	28.678	52.899
10	30.364	53.990
61	34.465	54.055
174	35.514	53.985
28	40.218	53.751
5	41.151	53.531
114	43.174	54.859
95	50.697	55.511

<b>LAP 12</b>	<b>@ 14:46:41.928</b>
---------------	-----------------------

NO	BEHIND	LAP TIME
44		50.705
96	1 Lap	55.527
92	0.577	51.110
45	1 Lap	55.220
40	3.101	51.245
81	1 Lap	54.862
11	8.890	52.434
42	9.600	52.137
55	1 Lap	56.903
69	11.012	53.195
141	1 Lap	57.115
47	12.497	51.838
75	16.392	53.170
72	1 Lap	56.599
16	1 Lap	55.988
192	1 Lap	57.100
41	28.158	54.190
30	31.313	53.833
171	1 Lap	57.666
254	31.766	53.793
178	32.017	54.814
46	1 Lap	57.539
10	34.706	55.047
61	38.007	54.247
174	38.370	53.561
28	43.637	54.124
5	44.031	53.585
114	47.637	55.168
95	1:11.305	1:11.313

Weather / Track : Cloudy / Dry

Brands Hatch Indy  
Circuit Length = 1.2079 miles  
Start: 14:36 Flag 14:46 End: 14:47

# BMCRC - MRO Championships 2015 - Rnd 9 @ Brands Hatch Indy

## Thunderbike Extreme

### RACE 11 - SECTOR ANALYSIS

SECTOR 1 = FL to I1, SECTOR 2 = I1 to FL, DIFF = Difference To Personal Best Lap

P1 92		Matt LAST		Suzuki - Phase 5 Technology			
IDEAL LAP TIME : 50.107		BEST LAP TIME : 50.157		DIFFERENCE : 0.050			
LAP	SECTOR 1	SECTOR 2	LAP TIME	MPH	DIFF	TIME OF DAY	
1 -		20.591	57.003	76.28	6.846	14:37:20.905	
2 -	30.934	20.272	51.206	84.92	1.049	14:38:12.111	
3 -	30.583	20.289	50.872	85.48	0.715	14:39:02.983	
4 -	30.616	20.250	50.866	85.49	0.709	14:39:53.849	
5 -	30.398	20.138	50.536 (3)	86.04	0.379	14:40:44.385	
6 -	30.197	20.115	50.312 (2)	86.43	0.155	14:41:34.697	
7 -	<b>30.035</b>	20.122	<b>50.157 (1)</b>	<b>86.69</b>		<b>14:42:24.854</b>	
8 -	32.384	20.282	52.666	82.56	2.509	14:43:17.520	
9 -	30.490	<b>20.072</b>	50.562	86.00	0.405	14:44:08.082	
10 -	30.210	20.989	51.199	84.93	1.042	14:44:59.281	
11 -	31.473	20.641	52.114	83.44	1.957	14:45:51.395	
12 -	30.479	20.631	51.110	85.08	0.953	14:46:42.505	

P2 40		David SHELVEY		Suzuki -			
IDEAL LAP TIME : 50.760		BEST LAP TIME : 50.811		DIFFERENCE : 0.051			
LAP	SECTOR 1	SECTOR 2	LAP TIME	MPH	DIFF	TIME OF DAY	
1 -		20.650	56.658	76.75	5.847	14:37:20.560	
2 -	30.897	20.337	51.234	84.87	0.423	14:38:11.794	
3 -	30.805	20.301	51.106 (3)	85.08	0.295	14:39:02.900	
4 -	31.220	20.366	51.586	84.29	0.775	14:39:54.486	
5 -	<b>30.592</b>	20.219	<b>50.811 (1)</b>	<b>85.58</b>		<b>14:40:45.297</b>	
6 -	30.910	20.423	51.333	84.71	0.522	14:41:36.630	
7 -	31.571	20.234	51.805	83.94	0.994	14:42:28.435	
8 -	31.278	20.593	51.871	83.83	1.060	14:43:20.306	
9 -	30.790	20.208	50.998 (2)	85.27	0.187	14:44:11.304	
10 -	31.045	<b>20.168</b>	51.213	84.91	0.402	14:45:02.517	
11 -	30.780	20.487	51.267	84.82	0.456	14:45:53.784	
12 -	30.877	20.368	51.245	84.85	0.434	14:46:45.029	

P3 11 R		Josh HARVEY		Yamaha - NR Racing			
IDEAL LAP TIME : 50.672		BEST LAP TIME : 50.680		DIFFERENCE : 0.008			
LAP	SECTOR 1	SECTOR 2	LAP TIME	MPH	DIFF	TIME OF DAY	
1 -		20.881	57.094	76.16	6.414	14:37:20.996	
2 -	30.967	20.862	51.829	83.90	1.149	14:38:12.825	
3 -	30.247	<b>20.433</b>	<b>50.680 (1)</b>	<b>85.80</b>		<b>14:39:03.505</b>	
4 -	<b>30.239</b>	20.713	50.952 (3)	85.34	0.272	14:39:54.457	
5 -	30.279	20.590	50.869 (2)	85.48	0.189	14:40:45.326	
6 -	30.630	20.577	51.207	84.92	0.527	14:41:36.533	
7 -	31.885	20.661	52.546	82.75	1.866	14:42:29.079	
8 -	31.121	21.301	52.422	82.95	1.742	14:43:21.501	
9 -	31.125	20.813	51.938	83.72	1.258	14:44:13.439	
10 -	31.225	21.555	52.780	82.39	2.100	14:45:06.219	
11 -	31.161	21.004	52.165	83.36	1.485	14:45:58.384	
12 -	31.327	21.107	52.434	82.93	1.754	14:46:50.818	

P4 42		Alan WOOD		Suzuki - www.alanwoodracing.co.uk			
IDEAL LAP TIME : 51.274		BEST LAP TIME : 51.282		DIFFERENCE : 0.008			
LAP	SECTOR 1	SECTOR 2	LAP TIME	MPH	DIFF	TIME OF DAY	
1 -		20.844	58.008	74.96	6.726	14:37:21.910	
2 -	31.505	20.688	52.193	83.31	0.911	14:38:14.103	
3 -	31.047	20.525	51.572	84.32	0.290	14:39:05.675	
4 -	31.358	20.620	51.978	83.66	0.696	14:39:57.653	
5 -	31.384	20.653	52.037	83.56	0.755	14:40:49.690	
6 -	<b>30.935</b>	20.630	51.565	84.33	0.283	14:41:41.255	
7 -	31.084	20.477	51.561 (3)	84.33	0.279	14:42:32.816	
8 -	30.951	20.530	51.481 (2)	84.47	0.199	14:43:24.297	
9 -	30.943	<b>20.339</b>	<b>51.282 (1)</b>	<b>84.79</b>		<b>14:44:15.579</b>	

Weather / Track : Cloudy / Dry

Brands Hatch Indy  
Circuit Length = 1.2079 miles  
Start: 14:36 Flag 14:46 End: 14:47

# BMCRC - MRO Championships 2015 - Rnd 9 @ Brands Hatch Indy

## Thunderbike Extreme

### RACE 11 - SECTOR ANALYSIS

SECTOR 1 = FL to I1, SECTOR 2 = I1 to FL, DIFF = Difference To Personal Best Lap

10 -	30.983	20.812	51.795	83.95	0.513	14:45:07.374
11 -	31.426	20.591	52.017	83.59	0.735	14:45:59.391
12 -	31.093	21.044	52.137	83.40	0.855	14:46:51.528

P5 44		Denzil DAVIES		Suzuki - Advanced Mouldings Ltd			
IDEAL LAP TIME : 50.196		BEST LAP TIME : 50.196		DIFFERENCE : 0.000			
LAP	SECTOR 1	SECTOR 2	LAP TIME	MPH	DIFF	TIME OF DAY	
1 -		20.731	58.173	74.75	7.977	14:37:22.075	
2 -	30.766	20.384	51.150	85.01	0.954	14:38:13.225	
3 -	30.351	20.202	50.553 (2)	86.02	0.357	14:39:03.778	
4 -	30.365	20.739	51.104	85.09	0.908	14:39:54.882	
5 -	30.550	20.148	50.698 (3)	85.77	0.502	14:40:45.580	
6 -	30.617	20.203	50.820	85.56	0.624	14:41:36.400	
7 -	30.766	20.298	51.064	85.15	0.868	14:42:27.464	
8 -	30.655	20.330	50.985	85.29	0.789	14:43:18.449	
9 -	30.629	20.427	51.056	85.17	0.860	14:44:09.505	
10 -	<b>30.057</b>	<b>20.139</b>	<b>50.196 (1)</b>	<b>86.63</b>		<b>14:44:59.701</b>	
11 -	31.066	20.456	51.522	84.40	1.326	14:45:51.223	
12 -	30.340	20.365	50.705	85.76	0.509	14:46:41.928	

P6 69		Tony RUSSO		Suzuki - Titan Elevators			
IDEAL LAP TIME : 51.216		BEST LAP TIME : 51.279		DIFFERENCE : 0.063			
LAP	SECTOR 1	SECTOR 2	LAP TIME	MPH	DIFF	TIME OF DAY	
1 -		20.666	58.753	74.01	7.474	14:37:22.655	
2 -	31.487	20.313	51.800	83.94	0.521	14:38:14.455	
3 -	31.473	20.252	51.725	84.07	0.446	14:39:06.180	
4 -	31.409	20.541	51.950	83.70	0.671	14:39:58.130	
5 -	31.040	20.622	51.662	84.17	0.383	14:40:49.792	
6 -	31.098	20.428	51.526 (3)	84.39	0.247	14:41:41.318	
7 -	31.185	20.362	51.547	84.36	0.268	14:42:32.865	
8 -	31.246	20.285	51.531	84.38	0.252	14:43:24.396	
9 -	31.852	20.880	52.732	82.46	1.453	14:44:17.128	
10 -	<b>31.015</b>	20.323	51.338 (2)	84.70	0.059	14:45:08.466	
11 -	31.078	<b>20.201</b>	<b>51.279 (1)</b>	<b>84.80</b>		<b>14:45:59.745</b>	
12 -	31.509	21.686	53.195	81.74	1.916	14:46:52.940	

P7 47		Mark TROWELL		Yamaha - ELP			
IDEAL LAP TIME : 51.432		BEST LAP TIME : 51.432		DIFFERENCE : 0.000			
LAP	SECTOR 1	SECTOR 2	LAP TIME	MPH	DIFF	TIME OF DAY	
1 -		21.275	58.742	74.02	7.310	14:37:22.644	
2 -	31.114	20.663	51.777 (3)	83.98	0.345	14:38:14.421	
3 -	31.158	20.673	51.831	83.89	0.399	14:39:06.252	
4 -	31.148	20.823	51.971	83.67	0.539	14:39:58.223	
5 -	31.527	20.759	52.286	83.16	0.854	14:40:50.509	
6 -	<b>30.936</b>	<b>20.496</b>	<b>51.432 (1)</b>	<b>84.55</b>		<b>14:41:41.941</b>	
7 -	31.102	20.521	51.623 (2)	84.23	0.191	14:42:33.564	
8 -	31.044	20.745	51.789	83.96	0.357	14:43:25.353	
9 -	31.671	21.006	52.677	82.55	1.245	14:44:18.030	
10 -	31.268	20.607	51.875	83.82	0.443	14:45:09.905	
11 -	31.838	20.844	52.682	82.54	1.250	14:46:02.587	
12 -	31.102	20.736	51.838	83.88	0.406	14:46:54.425	

P8 75		Paul NEWMAN		Honda - Leeway building services			
IDEAL LAP TIME : 51.605		BEST LAP TIME : 51.665		DIFFERENCE : 0.060			
LAP	SECTOR 1	SECTOR 2	LAP TIME	MPH	DIFF	TIME OF DAY	
1 -		21.149	58.808	73.94	7.143	14:37:22.710	
2 -	32.140	20.653	52.793	82.37	1.128	14:38:15.503	
3 -	31.442	20.693	52.135	83.41	0.470	14:39:07.638	
4 -	31.323	20.725	52.048	83.54	0.383	14:39:59.686	
5 -	31.114	<b>20.556</b>	51.670 (2)	84.16	0.005	14:40:51.356	

Weather / Track : Cloudy / Dry

Brands Hatch Indy  
Circuit Length = 1.2079 miles  
Start: 14:36 Flag 14:46 End: 14:47

# BMCRC - MRO Championships 2015 - Rnd 9 @ Brands Hatch Indy

## Thunderbike Extreme

### RACE 11 - SECTOR ANALYSIS

SECTOR 1 = FL to I1, SECTOR 2 = I1 to FL, DIFF = Difference To Personal Best Lap

6 -	31.179	<b>20.556</b>	51.735 (3)	84.05	0.070	14:41:43.091
7 -	<b>31.049</b>	20.616	<b>51.665 (1)</b>	<b>84.16</b>		<b>14:42:34.756</b>
8 -	31.438	20.595	52.033	83.57	0.368	14:43:26.789
9 -	31.429	21.014	52.443	82.92	0.778	14:44:19.232
10 -	32.270	20.955	53.225	81.70	1.560	14:45:12.457
11 -	31.654	21.039	52.693	82.52	1.028	14:46:05.150
12 -	32.083	21.087	53.170	81.78	1.505	14:46:58.320

P9 41 David ABRAHAM		Aprilia - Cambridge Motorcycles				
IDEAL LAP TIME : 52.832		BEST LAP TIME : 52.895		DIFFERENCE : 0.063		
LAP	SECTOR 1	SECTOR 2	LAP TIME	MPH	DIFF	TIME OF DAY
1 -		21.101	59.350	73.27	6.455	14:37:23.252
2 -	<b>31.839</b>	21.056	<b>52.895 (1)</b>	<b>82.21</b>		<b>14:38:16.147</b>
3 -	31.876	21.084	52.960 (3)	82.11	0.065	14:39:09.107
4 -	31.911	<b>20.993</b>	52.904 (2)	82.19	0.009	14:40:02.011
5 -	31.982	21.174	53.156	81.80	0.261	14:40:55.167
6 -	31.987	21.018	53.005	82.04	0.110	14:41:48.172
7 -	32.303	21.036	53.339	81.52	0.444	14:42:41.511
8 -	31.933	21.147	53.080	81.92	0.185	14:43:34.591
9 -	32.046	21.117	53.163	81.79	0.268	14:44:27.754
10 -	32.391	21.150	53.541	81.22	0.646	14:45:21.295
11 -	32.539	22.062	54.601	79.64	1.706	14:46:15.896
12 -	32.602	21.588	54.190	80.24	1.295	14:47:10.086

P10 30 Alan HARLAND		Yamaha -				
IDEAL LAP TIME : 53.114		BEST LAP TIME : 53.164		DIFFERENCE : 0.050		
LAP	SECTOR 1	SECTOR 2	LAP TIME	MPH	DIFF	TIME OF DAY
1 -		21.241	59.956	72.52	6.792	14:37:23.858
2 -	32.213	21.512	53.725	80.94	0.561	14:38:17.583
3 -	32.256	21.310	53.566	81.18	0.402	14:39:11.149
4 -	32.374	21.354	53.728	80.93	0.564	14:40:04.877
5 -	32.613	21.343	53.956	80.59	0.792	14:40:58.833
6 -	32.290	21.218	53.508	81.27	0.344	14:41:52.341
7 -	32.206	21.385	53.591	81.14	0.427	14:42:45.932
8 -	32.714	21.176	53.890	80.69	0.726	14:43:39.822
9 -	32.079	<b>21.132</b>	53.211 (2)	81.72	0.047	14:44:33.033
10 -	<b>31.982</b>	21.182	<b>53.164 (1)</b>	<b>81.79</b>		<b>14:45:26.197</b>
11 -	32.063	21.148	53.211 (2)	81.72	0.047	14:46:19.408
12 -	31.995	21.838	53.833	80.77	0.669	14:47:13.241

P11 254 Rick WINDAS		Ducati - Army Medical Services				
IDEAL LAP TIME : 52.899		BEST LAP TIME : 52.899		DIFFERENCE : 0.000		
LAP	SECTOR 1	SECTOR 2	LAP TIME	MPH	DIFF	TIME OF DAY
1 -		21.292	1:00.529	71.84	7.630	14:37:24.431
2 -	32.534	21.328	53.862	80.73	0.963	14:38:18.293
3 -	32.270	21.022	53.292 (3)	81.59	0.393	14:39:11.585
4 -	32.567	21.307	53.874	80.71	0.975	14:40:05.459
5 -	32.524	21.250	53.774	80.86	0.875	14:40:59.233
6 -	32.312	21.505	53.817	80.80	0.918	14:41:53.050
7 -	32.528	21.115	53.643	81.06	0.744	14:42:46.693
8 -	32.237	21.257	53.494	81.29	0.595	14:43:40.187
9 -	32.457	21.189	53.646	81.06	0.747	14:44:33.833
10 -	32.063	21.106	53.169 (2)	81.78	0.270	14:45:27.002
11 -	<b>31.957</b>	<b>20.942</b>	<b>52.899 (1)</b>	<b>82.20</b>		<b>14:46:19.901</b>
12 -	32.225	21.568	53.793	80.83	0.894	14:47:13.694

P12 178 Dan BEIGHTON		Kawasaki - ddb plumbing and heating				
IDEAL LAP TIME : 52.982		BEST LAP TIME : 53.090		DIFFERENCE : 0.108		
LAP	SECTOR 1	SECTOR 2	LAP TIME	MPH	DIFF	TIME OF DAY
1 -		21.331	1:00.403	71.99	7.313	14:37:24.305

Weather / Track : Cloudy / Dry

Brands Hatch Indy  
Circuit Length = 1.2079 miles  
Start: 14:36 Flag 14:46 End: 14:47



# BMCRC - MRO Championships 2015 - Rnd 9 @ Brands Hatch Indy

## Thunderbike Extreme

### RACE 11 - SECTOR ANALYSIS

SECTOR 1 = FL to I1, SECTOR 2 = I1 to FL, DIFF = Difference To Personal Best Lap

2 -	32.445	21.210	53.655	81.04	0.565	14:38:17.960
3 -	32.207	21.206	53.413 (3)	81.41	0.323	14:39:11.373
4 -	32.482	21.090	53.572	81.17	0.482	14:40:04.945
5 -	32.754	21.245	53.999	80.53	0.909	14:40:58.944
6 -	32.332	21.210	53.542	81.21	0.452	14:41:52.486
7 -	32.284	21.231	53.515	81.25	0.425	14:42:46.001
8 -	32.368	21.053	53.421	81.40	0.331	14:43:39.422
9 -	32.084	<b>21.006</b>	<b>53.090 (1)</b>	<b>81.91</b>		<b>14:44:32.512</b>
10 -	<b>31.976</b>	21.115	53.091 (2)	81.90	0.001	14:45:25.603
11 -	32.405	21.123	53.528	81.23	0.438	14:46:19.131
12 -	32.803	22.011	54.814	79.33	1.724	14:47:13.945

<b>P13</b>	<b>10 R</b>	<b>Mark MASKELL</b>	Suzuki - h4hrr.co.uk - Poppy Nursing Services			
IDEAL LAP TIME : 52.964		BEST LAP TIME : 52.994	DIFFERENCE : 0.030			

LAP	SECTOR 1	SECTOR 2	LAP TIME	MPH	DIFF	TIME OF DAY
1 -		21.809	1:01.509	70.69	8.515	14:37:25.411
2 -	33.112	21.669	54.781	79.38	1.787	14:38:20.192
3 -	32.474	21.540	54.014	80.50	1.020	14:39:14.206
4 -	32.491	21.310	53.801	80.82	0.807	14:40:08.007
5 -	32.564	21.178	53.742	80.91	0.748	14:41:01.749
6 -	32.233	21.183	53.416	81.41	0.422	14:41:55.165
7 -	<b>31.902</b>	21.229	53.131 (3)	81.84	0.137	14:42:48.296
8 -	31.932	<b>21.062</b>	<b>52.994 (1)</b>	<b>82.05</b>		<b>14:43:41.290</b>
9 -	31.913	21.162	53.075 (2)	81.93	0.081	14:44:34.365
10 -	32.000	21.232	53.232	81.69	0.238	14:45:27.597
11 -	32.598	21.392	53.990	80.54	0.996	14:46:21.587
12 -	32.682	22.365	55.047	78.99	2.053	14:47:16.634

<b>P14</b>	<b>61 R</b>	<b>Jason GREGORY</b>	Triumph - attention 2 detail			
IDEAL LAP TIME : 52.984		BEST LAP TIME : 53.200	DIFFERENCE : 0.216			

LAP	SECTOR 1	SECTOR 2	LAP TIME	MPH	DIFF	TIME OF DAY
1 -		22.420	1:02.755	69.29	9.555	14:37:26.657
2 -	33.317	21.977	55.294	78.64	2.094	14:38:21.951
3 -	32.597	21.957	54.554	79.71	1.354	14:39:16.505
4 -	32.797	21.325	54.122	80.34	0.922	14:40:10.627
5 -	32.229	<b>21.191</b>	53.420 (3)	81.40	0.220	14:41:04.047
6 -	32.344	21.349	53.693	80.99	0.493	14:41:57.740
7 -	31.955	21.245	<b>53.200 (1)</b>	<b>81.74</b>		<b>14:42:50.940</b>
8 -	31.861	21.393	53.254 (2)	81.65	0.054	14:43:44.194
9 -	32.255	21.277	53.532	81.23	0.332	14:44:37.726
10 -	<b>31.793</b>	22.114	53.907	80.66	0.707	14:45:31.633
11 -	32.294	21.761	54.055	80.44	0.855	14:46:25.688
12 -	32.764	21.483	54.247	80.16	1.047	14:47:19.935

<b>P15</b>	<b>174</b>	<b>Talan SKEELS-PIGGINS</b>	Suzuki - McMillan Williams			
IDEAL LAP TIME : 53.082		BEST LAP TIME : 53.208	DIFFERENCE : 0.126			

LAP	SECTOR 1	SECTOR 2	LAP TIME	MPH	DIFF	TIME OF DAY
1 -		22.204	1:04.057	67.88	10.849	14:37:27.959
2 -	33.062	21.374	54.436	79.88	1.228	14:38:22.395
3 -	32.198	21.704	53.902	80.67	0.694	14:39:16.297
4 -	32.548	21.459	54.007	80.51	0.799	14:40:10.304
5 -	32.103	21.479	53.582 (3)	81.15	0.374	14:41:03.886
6 -	32.810	21.244	54.054	80.44	0.846	14:41:57.940
7 -	32.321	21.270	53.591	81.14	0.383	14:42:51.531
8 -	32.060	<b>21.148</b>	<b>53.208 (1)</b>	<b>81.72</b>		<b>14:43:44.739</b>
9 -	32.157	21.733	53.890	80.69	0.682	14:44:38.629
10 -	32.237	21.886	54.123	80.34	0.915	14:45:32.752
11 -	32.517	21.468	53.985	80.55	0.777	14:46:26.737
12 -	<b>31.934</b>	21.627	53.561 (2)	81.18	0.353	14:47:20.298

Weather / Track : Cloudy / Dry

Brands Hatch Indy  
Circuit Length = 1.2079 miles  
Start: 14:36 Flag 14:46 End: 14:47

# BMCRC - MRO Championships 2015 - Rnd 9 @ Brands Hatch Indy

## Thunderbike Extreme

### RACE 11 - SECTOR ANALYSIS

SECTOR 1 = FL to I1, SECTOR 2 = I1 to FL, DIFF = Difference To Personal Best Lap

<b>P16 28</b>		<b>Dan NEMATI</b>		Yamaha - Wayne Johnson			
IDEAL LAP TIME : 53.216		BEST LAP TIME : 53.433		DIFFERENCE : 0.217			
LAP	SECTOR 1	SECTOR 2	LAP TIME	MPH	DIFF	TIME OF DAY	
1 -		22.267	1:03.874	68.08	10.441	14:37:27.776	
2 -	34.264	22.116	56.380	77.13	2.947	14:38:24.156	
3 -	32.518	21.832	54.350	80.01	0.917	14:39:18.506	
<b>4 -</b>	<b>32.351</b>	<b>21.082</b>	<b>53.433 (1)</b>	<b>81.38</b>		<b>14:40:11.939</b>	
5 -	32.647	21.270	53.917	80.65	0.484	14:41:05.856	
6 -	<b>32.134</b>	21.591	53.725 (2)	80.94	0.292	14:41:59.581	
7 -	32.920	21.318	54.238	80.17	0.805	14:42:53.819	
8 -	32.414	21.430	53.844	80.76	0.411	14:43:47.663	
9 -	32.437	21.790	54.227	80.19	0.794	14:44:41.890	
10 -	34.080	21.720	55.800	77.93	2.367	14:45:37.690	
11 -	32.352	21.399	53.751 (3)	80.90	0.318	14:46:31.441	
12 -	32.450	21.674	54.124	80.34	0.691	14:47:25.565	

<b>P17 5</b>		<b>Nick BISHOP</b>		Suzuki - Meltedsliders			
IDEAL LAP TIME : 52.526		BEST LAP TIME : 52.764		DIFFERENCE : 0.238			
LAP	SECTOR 1	SECTOR 2	LAP TIME	MPH	DIFF	TIME OF DAY	
1 -		22.871	1:04.677	67.23	11.913	14:37:28.579	
2 -	33.823	22.360	56.183	77.40	3.419	14:38:24.762	
3 -	32.969	21.914	54.883	79.23	2.119	14:39:19.645	
4 -	33.255	21.922	55.177	78.81	2.413	14:40:14.822	
5 -	33.326	21.144	54.470	79.83	1.706	14:41:09.292	
6 -	33.387	21.549	54.936	79.15	2.172	14:42:04.228	
<b>7 -</b>	<b>31.922</b>	<b>20.842</b>	<b>52.764 (1)</b>	<b>82.41</b>		<b>14:42:56.992</b>	
8 -	<b>31.684</b>	21.371	53.055 (2)	81.96	0.291	14:43:50.047	
9 -	31.862	21.249	53.111 (3)	81.87	0.347	14:44:43.158	
10 -	33.621	22.064	55.685	78.09	2.921	14:45:38.843	
11 -	32.015	21.516	53.531	81.23	0.767	14:46:32.374	
12 -	31.738	21.847	53.585	81.15	0.821	14:47:25.959	

<b>P18 114 R</b>		<b>Ricky MARTIN</b>		Suzuki -			
IDEAL LAP TIME : 53.550		BEST LAP TIME : 53.716		DIFFERENCE : 0.166			
LAP	SECTOR 1	SECTOR 2	LAP TIME	MPH	DIFF	TIME OF DAY	
1 -		22.146	1:03.355	68.63	9.639	14:37:27.257	
2 -	34.212	22.254	56.466	77.01	2.750	14:38:23.723	
3 -	33.159	22.354	55.513	78.33	1.797	14:39:19.236	
4 -	32.429	21.983	54.412	79.91	0.696	14:40:13.648	
5 -	32.906	21.762	54.668	79.54	0.952	14:41:08.316	
6 -	32.148	21.904	54.052 (3)	80.45	0.336	14:42:02.368	
7 -	<b>32.035</b>	21.821	53.856 (2)	80.74	0.140	14:42:56.224	
<b>8 -</b>	<b>32.201</b>	<b>21.515</b>	<b>53.716 (1)</b>	<b>80.95</b>		<b>14:43:49.940</b>	
9 -	32.394	22.159	54.553	79.71	0.837	14:44:44.493	
10 -	32.872	22.173	55.045	79.00	1.329	14:45:39.538	
11 -	32.667	22.192	54.859	79.26	1.143	14:46:34.397	
12 -	32.562	22.606	55.168	78.82	1.452	14:47:29.565	

<b>P19 95 R</b>		<b>Karl SMITH</b>		Suzuki - Smith Flooring Services			
IDEAL LAP TIME : 54.219		BEST LAP TIME : 54.293		DIFFERENCE : 0.074			
LAP	SECTOR 1	SECTOR 2	LAP TIME	MPH	DIFF	TIME OF DAY	
1 -		22.393	1:03.781	68.18	9.488	14:37:27.683	
2 -	34.479	22.177	56.656	76.75	2.363	14:38:24.339	
3 -	33.091	21.882	54.973	79.10	0.680	14:39:19.312	
4 -	33.497	<b>21.557</b>	55.054	78.98	0.761	14:40:14.366	
5 -	32.955	21.730	54.685 (2)	79.52	0.392	14:41:09.051	
6 -	33.442	21.820	55.262	78.69	0.969	14:42:04.313	
<b>7 -</b>	<b>32.662</b>	21.631	<b>54.293 (1)</b>	<b>80.09</b>		<b>14:42:58.606</b>	
8 -	33.015	21.741	54.756 (3)	79.41	0.463	14:43:53.362	
9 -	33.335	22.630	55.965	77.70	1.672	14:44:49.327	

Weather / Track : Cloudy / Dry

Brands Hatch Indy  
Circuit Length = 1.2079 miles  
Start: 14:36 Flag 14:46 End: 14:47

# BMCRC - MRO Championships 2015 - Rnd 9 @ Brands Hatch Indy

## Thunderbike Extreme

### RACE 11 - SECTOR ANALYSIS

SECTOR 1 = FL to I1, SECTOR 2 = I1 to FL, DIFF = Difference To Personal Best Lap

10 -	34.968	22.114	57.082	76.18	2.789	14:45:46.409
11 -	33.650	21.861	55.511	78.33	1.218	14:46:41.920
12 -	35.155	36.158	1:11.313	60.97	17.020	14:47:53.233

P20 96 R Glyn RIXON			Suzuki -			
IDEAL LAP TIME : 54.144		BEST LAP TIME : 54.362		DIFFERENCE : 0.218		
LAP	SECTOR 1	SECTOR 2	LAP TIME	MPH	DIFF	TIME OF DAY
1 -		22.527	1:06.415	65.47	12.053	14:37:30.317
2 -	33.990	21.999	55.989	77.66	1.627	14:38:26.306
3 -	33.473	21.918	55.391	78.50	1.029	14:39:21.697
4 -	33.394	22.339	55.733	78.02	1.371	14:40:17.430
5 -	33.001	21.654	54.655	79.56	0.293	14:41:12.085
6 -	<b>32.678</b>	21.698	54.376 (2)	79.97	0.014	14:42:06.461
7 -	33.032	22.018	55.050	78.99	0.688	14:43:01.511
8 -	33.043	<b>21.466</b>	54.509 (3)	79.77	0.147	14:43:56.020
9 -	32.848	21.514	<b>54.362 (1)</b>	<b>79.99</b>		<b>14:44:50.382</b>
10 -	33.906	22.543	56.449	77.03	2.087	14:45:46.831
11 -	33.659	21.868	55.527	78.31	1.165	14:46:42.358

P21 45 Paul BRYANT			Honda - CVM			
IDEAL LAP TIME : 55.062		BEST LAP TIME : 55.220		DIFFERENCE : 0.158		
LAP	SECTOR 1	SECTOR 2	LAP TIME	MPH	DIFF	TIME OF DAY
1 -		22.114	1:03.102	68.91	7.882	14:37:27.004
2 -	34.068	21.917	55.985	77.67	0.765	14:38:22.989
3 -	33.562	21.918	55.480 (3)	78.38	0.260	14:39:18.469
4 -	34.141	21.830	55.971	77.69	0.751	14:40:14.440
5 -	34.161	21.787	55.948	77.72	0.728	14:41:10.388
6 -	33.807	<b>21.728</b>	55.535	78.30	0.315	14:42:05.923
7 -	33.463	21.861	55.324 (2)	78.60	0.104	14:43:01.247
8 -	33.883	21.777	55.660	78.12	0.440	14:43:56.907
9 -	33.386	22.130	55.516	78.33	0.296	14:44:52.423
10 -	34.071	22.057	56.128	77.47	0.908	14:45:48.551
11 -	<b>33.334</b>	21.886	<b>55.220 (1)</b>	<b>78.75</b>		<b>14:46:43.771</b>

P22 81 Malvern MAY			Ducati -			
IDEAL LAP TIME : 54.862		BEST LAP TIME : 54.862		DIFFERENCE : 0.000		
LAP	SECTOR 1	SECTOR 2	LAP TIME	MPH	DIFF	TIME OF DAY
1 -		22.713	1:05.681	66.20	10.819	14:37:29.583
2 -	34.168	22.707	56.875	76.45	2.013	14:38:26.458
3 -	33.777	22.385	56.162	77.42	1.300	14:39:22.620
4 -	33.525	22.316	55.841	77.87	0.979	14:40:18.461
5 -	33.480	22.053	55.533 (3)	78.30	0.671	14:41:13.994
6 -	33.960	21.831	55.791	77.94	0.929	14:42:09.785
7 -	33.919	22.484	56.403	77.09	1.541	14:43:06.188
8 -	33.307	22.226	55.533 (3)	78.30	0.671	14:44:01.721
9 -	34.295	22.618	56.913	76.40	2.051	14:44:58.634
10 -	33.279	21.961	55.240 (2)	78.72	0.378	14:45:53.874
11 -	<b>33.036</b>	<b>21.826</b>	<b>54.862 (1)</b>	<b>79.26</b>		<b>14:46:48.736</b>

P23 55 Michael COPLEY			Suzuki - spindle grind			
IDEAL LAP TIME : 55.657		BEST LAP TIME : 55.745		DIFFERENCE : 0.088		
LAP	SECTOR 1	SECTOR 2	LAP TIME	MPH	DIFF	TIME OF DAY
1 -		22.648	1:05.101	66.79	9.356	14:37:29.003
2 -	33.974	<b>22.266</b>	56.240	77.32	0.495	14:38:25.243
3 -	33.408	22.337	<b>55.745 (1)</b>	<b>78.00</b>		<b>14:39:20.988</b>
4 -	33.794	22.775	56.569	76.87	0.824	14:40:17.557
5 -	33.570	22.286	55.856 (2)	77.85	0.111	14:41:13.413
6 -	<b>33.391</b>	22.696	56.087	77.53	0.342	14:42:09.500
7 -	33.754	22.380	56.134	77.46	0.389	14:43:05.634
8 -	33.518	22.421	55.939 (3)	77.73	0.194	14:44:01.573

Weather / Track : Cloudy / Dry

Brands Hatch Indy  
Circuit Length = 1.2079 miles  
Start: 14:36 Flag 14:46 End: 14:47

# BMCRC - MRO Championships 2015 - Rnd 9 @ Brands Hatch Indy

## Thunderbike Extreme

### RACE 11 - SECTOR ANALYSIS

SECTOR 1 = FL to I1, SECTOR 2 = I1 to FL, DIFF = Difference To Personal Best Lap

9 -	33.893	23.014	56.907	76.41	1.162	14:44:58.480
10 -	34.795	22.706	57.501	75.62	1.756	14:45:55.981
11 -	34.080	22.823	56.903	76.42	1.158	14:46:52.884

<b>P24 141 R</b>	<b>Matthew ROBINSON</b>		Kawasaki - AM Construction Ltd			
IDEAL LAP TIME : 55.586		BEST LAP TIME : 55.701	DIFFERENCE : 0.115			
LAP	SECTOR 1	SECTOR 2	LAP TIME	MPH	DIFF	TIME OF DAY
1 -		23.242	1:05.660	66.22	9.959	14:37:29.562
2 -	33.976	22.318	56.294	77.24	0.593	14:38:25.856
3 -	33.636	22.183	55.819 (2)	77.90	0.118	14:39:21.675
4 -	34.194	<b>22.143</b>	56.337	77.18	0.636	14:40:18.012
5 -	34.225	22.299	56.524	76.93	0.823	14:41:14.536
6 -	33.828	22.196	56.024	77.62	0.323	14:42:10.560
7 -	<b>33.443</b>	22.258	<b>55.701 (1)</b>	<b>78.07</b>		<b>14:43:06.261</b>
8 -	33.746	22.208	55.954 (3)	77.71	0.253	14:44:02.215
9 -	33.689	23.068	56.757	76.61	1.056	14:44:58.972
10 -	34.651	22.692	57.343	75.83	1.642	14:45:56.315
11 -	34.557	22.558	57.115	76.13	1.414	14:46:53.430

<b>P25 72 R</b>	<b>Jim DAVIES</b>		Yamaha - Necci Motorcycles Ltd			
IDEAL LAP TIME : 56.297		BEST LAP TIME : 56.556	DIFFERENCE : 0.259			
LAP	SECTOR 1	SECTOR 2	LAP TIME	MPH	DIFF	TIME OF DAY
1 -		23.798	1:08.785	63.22	12.229	14:37:32.687
2 -	34.919	22.846	57.765	75.28	1.209	14:38:30.452
3 -	34.537	22.547	57.084	76.17	0.528	14:39:27.536
4 -	33.980	22.714	56.694	76.70	0.138	14:40:24.230
5 -	34.103	22.533	56.636	76.78	0.080	14:41:20.866
6 -	33.972	22.585	56.557 (2)	76.88	0.001	14:42:17.423
7 -	34.250	22.748	56.998	76.29	0.442	14:43:14.421
8 -	<b>33.906</b>	22.650	<b>56.556 (1)</b>	<b>76.89</b>		<b>14:44:10.977</b>
9 -	34.479	22.433	56.912	76.40	0.356	14:45:07.889
10 -	34.393	22.396	56.789	76.57	0.233	14:46:04.678
11 -	34.208	<b>22.391</b>	56.599 (3)	76.83	0.043	14:47:01.277

<b>P26 16 R</b>	<b>Matthew WREN</b>		Kawasaki - Broken Matt			
IDEAL LAP TIME : 55.377		BEST LAP TIME : 55.988	DIFFERENCE : 0.611			
LAP	SECTOR 1	SECTOR 2	LAP TIME	MPH	DIFF	TIME OF DAY
1 -		23.487	1:06.772	65.12	10.784	14:37:30.674
2 -	35.672	23.073	58.745	74.02	2.757	14:38:29.419
3 -	36.432	22.793	59.225	73.42	3.237	14:39:28.644
4 -	35.021	22.828	57.849	75.17	1.861	14:40:26.493
5 -	35.665	22.766	58.431	74.42	2.443	14:41:24.924
6 -	35.490	22.771	58.261	74.64	2.273	14:42:23.185
7 -	35.086	22.020	57.106	76.14	1.118	14:43:20.291
8 -	35.078	22.269	57.347	75.82	1.359	14:44:17.638
9 -	34.333	<b>21.775</b>	56.108 (2)	77.50	0.120	14:45:13.746
10 -	34.080	22.484	56.564 (3)	76.87	0.576	14:46:10.310
11 -	<b>33.602</b>	22.386	<b>55.988 (1)</b>	<b>77.67</b>		<b>14:47:06.298</b>

<b>P27 192 R</b>	<b>Ben ROWSWELL</b>		Suzuki -			
IDEAL LAP TIME : 56.893		BEST LAP TIME : 57.100	DIFFERENCE : 0.207			
LAP	SECTOR 1	SECTOR 2	LAP TIME	MPH	DIFF	TIME OF DAY
1 -		23.255	1:08.101	63.85	11.001	14:37:32.003
2 -	35.416	22.632	58.048	74.91	0.948	14:38:30.051
3 -	35.476	22.537	58.013	74.95	0.913	14:39:28.064
4 -	35.186	22.950	58.136	74.80	1.036	14:40:26.200
5 -	36.081	22.711	58.792	73.96	1.692	14:41:24.992
6 -	35.413	22.888	58.301	74.58	1.201	14:42:23.293
7 -	35.010	<b>22.385</b>	57.395	75.76	0.295	14:43:20.688
8 -	34.717	22.631	57.348 (3)	75.82	0.248	14:44:18.036

Weather / Track : Cloudy / Dry

Brands Hatch Indy  
Circuit Length = 1.2079 miles  
Start: 14:36 Flag 14:46 End: 14:47

# BMCRC - MRO Championships 2015 - Rnd 9 @ Brands Hatch Indy

## Thunderbike Extreme

### RACE 11 - SECTOR ANALYSIS

SECTOR 1 = FL to I1, SECTOR 2 = I1 to FL, DIFF = Difference To Personal Best Lap

9 -	35.078	22.467	57.545	75.56	0.445	14:45:15.581
10 -	<b>34.508</b>	22.674	57.182 (2)	76.04	0.082	14:46:12.763
11 -	34.685	22.415	<b>57.100 (1)</b>	<b>76.15</b>		<b>14:47:09.863</b>

<b>P28 171 R Daniel GIBBS</b>	Suzuki - Thomas Racing	
IDEAL LAP TIME : 57.354	BEST LAP TIME : 57.453	DIFFERENCE : 0.099

LAP	SECTOR 1	SECTOR 2	LAP TIME	MPH	DIFF	TIME OF DAY
1 -		23.343	1:08.355	63.61	10.902	14:37:32.257
2 -	36.290	22.985	59.275	73.36	1.822	14:38:31.532
3 -	34.939	<b>22.616</b>	57.555 (2)	75.55	0.102	14:39:29.087
4 -	35.262	22.889	58.151	74.78	0.698	14:40:27.238
5 -	35.810	22.875	58.685	74.10	1.232	14:41:25.923
6 -	35.337	23.086	58.423	74.43	0.970	14:42:24.346
7 -	35.277	22.726	58.003	74.97	0.550	14:43:22.349
<b>8 -</b>	<b>34.738</b>	22.715	<b>57.453 (1)</b>	<b>75.68</b>		<b>14:44:19.802</b>
9 -	35.148	23.114	58.262	74.63	0.809	14:45:18.064
10 -	35.008	22.696	57.704	75.36	0.251	14:46:15.768
11 -	34.856	22.810	57.666 (3)	75.41	0.213	14:47:13.434

<b>P29 46 R Adrian DRAPER</b>	Suzuki - droopy racing uk	
IDEAL LAP TIME : 57.007	BEST LAP TIME : 57.539	DIFFERENCE : 0.532

LAP	SECTOR 1	SECTOR 2	LAP TIME	MPH	DIFF	TIME OF DAY
1 -		23.459	1:07.914	64.03	10.375	14:37:31.816
2 -	36.474	23.119	59.593	72.97	2.054	14:38:31.409
3 -	35.962	22.878	58.840	73.90	1.301	14:39:30.249
4 -	35.332	22.854	58.186	74.73	0.647	14:40:28.435
5 -	35.595	<b>22.411</b>	58.006	74.96	0.467	14:41:26.441
6 -	35.709	22.494	58.203	74.71	0.664	14:42:24.644
7 -	35.460	22.842	58.302	74.58	0.763	14:43:22.946
8 -	35.309	22.563	57.872 (3)	75.14	0.333	14:44:20.818
9 -	<b>34.596</b>	23.015	57.611 (2)	75.48	0.072	14:45:18.429
10 -	35.470	22.607	58.077	74.87	0.538	14:46:16.506
11 -	34.865	22.674	<b>57.539 (1)</b>	<b>75.57</b>		<b>14:47:14.045</b>

<b>P30 57 R Nicholas WESTON</b>	Kawasaki - NWRacing	
IDEAL LAP TIME : 52.766	BEST LAP TIME : 53.248	DIFFERENCE : 0.482

LAP	SECTOR 1	SECTOR 2	LAP TIME	MPH	DIFF	TIME OF DAY
1 -		22.170	1:02.921	69.11	9.673	14:37:26.823
2 -	33.562	21.499	55.061	78.97	1.813	14:38:21.884
3 -	32.872	21.923	54.795	79.36	1.547	14:39:16.679
4 -	32.868	21.238	54.106	80.37	0.858	14:40:10.785
5 -	32.333	21.062	53.395 (2)	81.44	0.147	14:41:04.180
6 -	32.572	21.400	53.972	80.57	0.724	14:41:58.152
7 -	32.372	21.156	53.528 (3)	81.23	0.280	14:42:51.680
<b>8 -</b>	32.557	<b>20.691</b>	<b>53.248 (1)</b>	<b>81.66</b>		<b>14:43:44.928</b>

# BMCRC - MRO Championships 2015 - Rnd 9 @ Brands Hatch Indy

## Thunderbike Extreme

### RACE 11 - BEST SECTORS

SECTOR 1			SECTOR 2			IDEAL / BEST COMPARISON						
POS	NO	NAME	TIME	NO	NAME	TIME	POS	NO	NAME	IDEAL	BEST	DIFF
									<b>PERFECT LAP</b>	<b>50.107</b>		
1	92	LAST	<b>30.035</b>	92	LAST	<b>20.072</b>	1	92	LAST	50.107	50.157	0.050
2	44	DAVIES	<b>30.057</b>	44	DAVIES	<b>20.139</b>	2	44	DAVIES	50.196	50.196	0.000
3	11	HARVEY	<b>30.239</b>	40	SHELVEY	<b>20.168</b>	3	11	HARVEY	50.672	50.680	0.008
4	40	SHELVEY	<b>30.592</b>	69	RUSSO	<b>20.201</b>	4	40	SHELVEY	50.760	50.811	0.051
5	42	WOOD	<b>30.935</b>	42	WOOD	<b>20.339</b>	5	69	RUSSO	51.216	51.279	0.063
6	47	TROWELL	<b>30.936</b>	11	HARVEY	<b>20.433</b>	6	42	WOOD	51.274	51.282	0.008
7	69	RUSSO	<b>31.015</b>	47	TROWELL	<b>20.496</b>	7	47	TROWELL	51.432	51.432	0.000
8	75	NEWMAN	<b>31.049</b>	75	NEWMAN	<b>20.556</b>	8	75	NEWMAN	51.605	51.665	0.060
9	5	BISHOP	<b>31.684</b>	57	WESTON	<b>20.691</b>	9	5	BISHOP	52.526	52.764	0.238
10	61	GREGORY	<b>31.793</b>	5	BISHOP	<b>20.842</b>	10	57	WESTON	52.766	53.248	0.482
11	41	ABRAHAM	<b>31.839</b>	254	WINDAS	<b>20.942</b>	11	41	ABRAHAM	52.832	52.895	0.063
12	10	MASKELL	<b>31.902</b>	41	ABRAHAM	<b>20.993</b>	12	254	WINDAS	52.899	52.899	0.000
13	174	SKEELS-PIGGINS	<b>31.934</b>	178	BEIGHTON	<b>21.006</b>	13	10	MASKELL	52.964	52.994	0.030
14	254	WINDAS	<b>31.957</b>	10	MASKELL	<b>21.062</b>	14	178	BEIGHTON	52.982	53.090	0.108
15	178	BEIGHTON	<b>31.976</b>	28	NEMATI	<b>21.082</b>	15	61	GREGORY	52.984	53.200	0.216
16	30	HARLAND	<b>31.982</b>	30	HARLAND	<b>21.132</b>	16	174	SKEELS-PIGGINS	53.082	53.208	0.126
17	114	MARTIN	<b>32.035</b>	174	SKEELS-PIGGINS	<b>21.148</b>	17	30	HARLAND	53.114	53.164	0.050
18	57	WESTON	<b>32.075</b>	61	GREGORY	<b>21.191</b>	18	28	NEMATI	53.216	53.433	0.217
19	28	NEMATI	<b>32.134</b>	96	RIXON	<b>21.466</b>	19	114	MARTIN	53.550	53.716	0.166
20	95	SMITH	<b>32.662</b>	114	MARTIN	<b>21.515</b>	20	96	RIXON	54.144	54.362	0.218
21	96	RIXON	<b>32.678</b>	95	SMITH	<b>21.557</b>	21	95	SMITH	54.219	54.293	0.074
22	81	MAY	<b>33.036</b>	45	BRYANT	<b>21.728</b>	22	81	MAY	54.862	54.862	0.000
23	45	BRYANT	<b>33.334</b>	16	WREN	<b>21.775</b>	23	45	BRYANT	55.062	55.220	0.158
24	55	COPLEY	<b>33.391</b>	81	MAY	<b>21.826</b>	24	16	WREN	55.377	55.988	0.611
25	141	ROBINSON	<b>33.443</b>	141	ROBINSON	<b>22.143</b>	25	141	ROBINSON	55.586	55.701	0.115
26	16	WREN	<b>33.602</b>	55	COPLEY	<b>22.266</b>	26	55	COPLEY	55.657	55.745	0.088
27	72	DAVIES	<b>33.906</b>	192	ROWSWELL	<b>22.385</b>	27	72	DAVIES	56.297	56.556	0.259
28	192	ROWSWELL	<b>34.508</b>	72	DAVIES	<b>22.391</b>	28	192	ROWSWELL	56.893	57.100	0.207
29	46	DRAPER	<b>34.596</b>	46	DRAPER	<b>22.411</b>	29	46	DRAPER	57.007	57.539	0.532
30	171	GIBBS	<b>34.738</b>	171	GIBBS	<b>22.616</b>	30	171	GIBBS	57.354	57.453	0.099

Weather / Track : Cloudy / Dry

Results can be found at [www.tsl-timing.com](http://www.tsl-timing.com)

Brands Hatch Indy  
 Circuit Length = 1.2079 miles  
 Start: 14:36 Flag 14:46 End: 14:47

Printed - 14:53 Sunday, 04 October 2015

# BMCRC - MRO Championships 2015 - Rnd 9 @ Brands Hatch Indy

## Thunderbike Extreme

### RACE 19 - CADWELL ROUND - CLASSIFICATION



POS	NO	CL	PIC NAME	ENTRY	LAPS	TIME	GAP	DIFF	MPH	BEST	ON
1	92		1 Matt LAST	Suzuki - Phase 5 Technology	10	8:33.948			84.61	50.417	9
2	44		2 Denzil DAVIES	Suzuki - Advanced Mouldings Ltd	10	8:34.239	0.291	0.291	84.56	50.205	7
3	40		3 David SHELVEY	Suzuki -	10	8:37.745	3.797	3.506	83.99	50.840	7
4	11	R	1 Josh HARVEY	Yamaha - NR Racing	10	8:39.474	5.526	1.729	83.71	50.972	7
5	69		4 Tony RUSSO	Suzuki - Titan Elevators	10	8:51.309	17.361	11.835	81.84	51.773	3
6	75		5 Paul NEWMAN	Honda - Leeway building services	10	8:55.197	21.249	3.888	81.25	52.243	10
7	41		6 David ABRAHAM	Aprilia - Cambridge Motorcycles	10	9:00.676	26.728	5.479	80.42	52.934	7
8	28		7 Dan NEMATI	Yamaha - Wayne Johnson	10	9:13.361	39.413	12.685	78.58	53.161	10
9	254		8 Rick WINDAS	Ducati - Army Medical Services	10	9:15.231	41.283	1.870	78.32	53.753	2
10	174		9 Talan SKEELS-PIGGINS	Suzuki - McMillan Williams	10	9:15.297	41.349	0.066	78.31	53.896	9
11	5		10 Nick BISHOP	Suzuki - Meltedsliders	10	9:15.602	41.654	0.305	78.26	53.934	9
12	45		11 Paul BRYANT	Honda - CVM	10	9:26.899	52.951	11.297	76.70	55.142	9
13	114	R	2 Ricky MARTIN	Suzuki -	9	8:37.383	1 Lap	1 Lap	75.64	56.012	8
14	55		12 Michael COPLEY	Suzuki - spindle grind	9	8:39.019	1 Lap	1.636	75.40	56.341	3
15	72	R	3 Jim DAVIES	Yamaha - Necci Motorcycles Ltd	9	8:49.199	1 Lap	10.180	73.95	57.198	8

#### FASTEST LAP

44			Denzil DAVIES	Suzuki - Advanced Mouldings Ltd	7	50.205		86.61 mph	139.39 kph
11	R		Josh HARVEY	Yamaha - NR Racing	7	50.972		85.31 mph	137.29 kph

Class - 90% of Race Speed = 76.14 mph  
 Class R - 90% of Race Speed = 75.33 mph

Brands Hatch Indy  
 Circuit Length = 1.2079 miles  
 Start: 17:46 Flag 17:55 End: 17:56

Weather / Track : Cloudy / Dry  
 These results are provisional until the conclusion of any judicial and technical matters.

Clerk Of Course :	Timekeeper :
-------------------	--------------

Results can be found at [www.tsl-timing.com](http://www.tsl-timing.com)

Printed - 17:56 Sunday, 04 October 2015



# BMCRC - MRO Championships 2015 - Rnd 9 @ Brands Hatch Indy

## Thunderbike Extreme

### RACE 19 - CADWELL ROUND - LAP CHART

#### LAP 1 @ 17:47:51.041

NO	BEHIND	LAP TIME
40		56.717
92	0.067	56.784
44	0.658	57.375
11	0.671	57.388
75	2.217	58.934
41	2.873	59.590
69	2.941	59.658
45	4.402	1:01.119
254	4.447	1:01.164
174	4.926	1:01.643
28	5.498	1:02.215
5	5.518	1:02.235
114	7.738	1:04.455
55	7.891	1:04.608
72	9.596	1:06.313

#### LAP 2 @ 17:48:42.642

NO	BEHIND	LAP TIME
40		51.601
92	0.375	51.909
11	0.504	51.434
44	0.770	51.713
69	4.688	53.348
75	4.753	54.137
41	5.243	53.971
254	6.599	53.753
174	8.580	55.255
28	9.352	55.455
45	9.367	56.566
5	9.878	55.961
55	12.793	56.503
114	13.294	57.157
72	16.358	58.363

#### LAP 3 @ 17:49:33.881

NO	BEHIND	LAP TIME
40		51.239
92	0.240	51.104
44	0.660	51.129
11	0.747	51.482
69	5.222	51.773
75	6.718	53.204
41	7.392	53.388
254	10.446	55.086
174	11.636	54.295
28	12.047	53.934
45	14.423	56.295
5	14.477	55.838
55	17.895	56.341
114	18.176	56.121
72	23.140	58.021

#### LAP 4 @ 17:50:24.824

NO	BEHIND	LAP TIME
40		50.943
92	0.051	50.754
44	0.338	50.621
11	0.875	51.071
69	6.138	51.859
75	8.743	52.968

41	9.432	52.983
254	15.231	55.728
174	15.358	54.665
28	15.636	54.532
5	17.824	54.290
45	19.975	56.495
55	24.066	57.114
114	24.460	57.227
72	31.005	58.808

#### LAP 5 @ 17:51:15.495

NO	BEHIND	LAP TIME
92		50.620
44	0.374	50.707
40	0.732	51.403
11	1.179	50.975
69	7.520	52.053
75	11.888	53.816
41	12.519	53.758
174	20.243	55.556
28	20.583	55.618
254	20.950	56.390
5	21.525	54.372
45	26.316	57.012
55	30.176	56.781
114	30.760	56.971
72	38.575	58.241

#### LAP 6 @ 17:52:05.992

NO	BEHIND	LAP TIME
92		50.497
44	0.791	50.914
40	1.257	51.022
11	1.799	51.117
69	9.215	52.192
75	13.859	52.468
41	14.989	52.967
174	25.024	55.278
28	25.176	55.090
254	25.419	54.966
5	25.760	54.732
45	32.160	56.341
55	36.448	56.769
114	37.071	56.808
72	45.563	57.485

#### LAP 7 @ 17:52:56.609

NO	BEHIND	LAP TIME
92		50.617
44	0.379	50.205
40	1.480	50.840
11	2.154	50.972
69	10.666	52.068
75	15.781	52.539
41	17.306	52.934
174	29.560	55.153
28	29.702	55.143
254	29.935	55.133
5	30.164	55.021
45	37.959	56.416
114	42.869	56.415
55	43.128	57.297

#### LAP 8 @ 17:53:47.184

NO	BEHIND	LAP TIME
92		50.575
44	0.343	50.539
72	1 Lap	57.394
40	1.791	50.886
11	3.007	51.428
69	12.329	52.238
75	17.618	52.412
41	20.256	53.525
28	33.556	54.429
174	34.118	55.133
254	34.323	54.963
5	34.579	54.990
45	43.052	55.668
114	48.306	56.012
55	49.167	56.614

#### LAP 9 @ 17:54:37.601

NO	BEHIND	LAP TIME
92		50.417
44	0.479	50.553
40	2.565	51.191
11	4.234	51.644
72	1 Lap	57.198
69	14.618	52.706
75	19.677	52.476
41	23.605	53.766
28	36.923	53.784
174	37.597	53.896
254	37.874	53.968
5	38.096	53.934
45	47.777	55.142

#### LAP 10 @ 17:55:28.272

NO	BEHIND	LAP TIME
92		50.671
44	0.291	50.483
114	1 Lap	56.217
40	3.797	51.903
55	1 Lap	56.992
11	5.526	51.963
72	1 Lap	57.376
69	17.361	53.414
75	21.249	52.243
41	26.728	53.794
28	39.413	53.161
254	41.283	54.080
174	41.349	54.423
5	41.654	54.229
45	52.951	55.845

Weather / Track : Cloudy / Dry

Results can be found at [www.tsl-timing.com](http://www.tsl-timing.com)

Brands Hatch Indy  
Circuit Length = 1.2079 miles  
Start: 17:46 Flag 17:55 End: 17:56

Printed - 17:57 Sunday, 04 October 2015



# BMCRC - MRO Championships 2015 - Rnd 9 @ Brands Hatch Indy

## Thunderbike Extreme

### RACE 19 - CADWELL ROUND - SECTOR ANALYSIS

SECTOR 1 = FL to I1, SECTOR 2 = I1 to FL, DIFF = Difference To Personal Best Lap

<b>P1 92</b>		<b>Matt LAST</b>		Suzuki - Phase 5 Technology		
IDEAL LAP TIME : 50.235		BEST LAP TIME : 50.417		DIFFERENCE : 0.182		
LAP	SECTOR 1	SECTOR 2	LAP TIME	MPH	DIFF	TIME OF DAY
1 -		20.455	56.784	76.58	6.367	17:47:51.108
2 -	31.476	20.433	51.909	83.77	1.492	17:48:43.017
3 -	30.625	20.479	51.104	85.09	0.687	17:49:34.121
4 -	30.626	20.128	50.754	85.68	0.337	17:50:24.875
5 -	30.308	20.312	50.620	85.90	0.203	17:51:15.495
6 -	30.315	20.182	50.497 (2)	86.11	0.080	17:52:05.992
7 -	30.569	<b>20.048</b>	50.617	85.91	0.200	17:52:56.609
8 -	30.203	20.372	50.575 (3)	85.98	0.158	17:53:47.184
9 -	<b>30.187</b>	20.230	<b>50.417 (1)</b>	<b>86.25</b>		<b>17:54:37.601</b>
10 -	30.515	20.156	50.671	85.82	0.254	17:55:28.272

<b>P2 44</b>		<b>Denzil DAVIES</b>		Suzuki - Advanced Mouldings Ltd		
IDEAL LAP TIME : 50.065		BEST LAP TIME : 50.205		DIFFERENCE : 0.140		
LAP	SECTOR 1	SECTOR 2	LAP TIME	MPH	DIFF	TIME OF DAY
1 -		20.586	57.375	75.79	7.170	17:47:51.699
2 -	31.152	20.561	51.713	84.09	1.508	17:48:43.412
3 -	30.765	20.364	51.129	85.05	0.924	17:49:34.541
4 -	30.455	20.166	50.621	85.90	0.416	17:50:25.162
5 -	30.496	20.211	50.707	85.75	0.502	17:51:15.869
6 -	30.789	20.125	50.914	85.41	0.709	17:52:06.783
7 -	30.174	20.031	<b>50.205 (1)</b>	<b>86.61</b>		<b>17:52:56.988</b>
8 -	<b>30.152</b>	20.387	50.539 (3)	86.04	0.334	17:53:47.527
9 -	30.419	20.134	50.553	86.02	0.348	17:54:38.080
10 -	30.570	<b>19.913</b>	50.483 (2)	86.13	0.278	17:55:28.563

<b>P3 40</b>		<b>David SHELVEY</b>		Suzuki -		
IDEAL LAP TIME : 50.840		BEST LAP TIME : 50.840		DIFFERENCE : 0.000		
LAP	SECTOR 1	SECTOR 2	LAP TIME	MPH	DIFF	TIME OF DAY
1 -		20.485	56.717	76.67	5.877	17:47:51.041
2 -	31.254	20.347	51.601	84.27	0.761	17:48:42.642
3 -	30.927	20.312	51.239	84.86	0.399	17:49:33.881
4 -	30.691	20.252	50.943 (3)	85.36	0.103	17:50:24.824
5 -	30.860	20.543	51.403	84.59	0.563	17:51:16.227
6 -	30.823	20.199	51.022	85.22	0.182	17:52:07.249
7 -	<b>30.672</b>	<b>20.168</b>	<b>50.840 (1)</b>	<b>85.53</b>		<b>17:52:58.089</b>
8 -	30.695	20.191	50.886 (2)	85.45	0.046	17:53:48.975
9 -	30.817	20.374	51.191	84.94	0.351	17:54:40.166
10 -	30.909	20.994	51.903	83.78	1.063	17:55:32.069

<b>P4 11 R</b>		<b>Josh HARVEY</b>		Yamaha - NR Racing		
IDEAL LAP TIME : 50.789		BEST LAP TIME : 50.972		DIFFERENCE : 0.183		
LAP	SECTOR 1	SECTOR 2	LAP TIME	MPH	DIFF	TIME OF DAY
1 -		20.845	57.388	75.77	6.416	17:47:51.712
2 -	30.837	20.597	51.434	84.54	0.462	17:48:43.146
3 -	30.927	20.555	51.482	84.46	0.510	17:49:34.628
4 -	<b>30.365</b>	20.706	51.071 (3)	85.14	0.099	17:50:25.699
5 -	30.387	20.588	50.975 (2)	85.30	0.003	17:51:16.674
6 -	30.664	20.453	51.117	85.07	0.145	17:52:07.791
7 -	30.548	<b>20.424</b>	<b>50.972 (1)</b>	<b>85.31</b>		<b>17:52:58.763</b>
8 -	30.822	20.606	51.428	84.55	0.456	17:53:50.191
9 -	30.957	20.687	51.644	84.20	0.672	17:54:41.835
10 -	31.146	20.817	51.963	83.68	0.991	17:55:33.798

<b>P5 69</b>		<b>Tony RUSSO</b>		Suzuki - Titan Elevators		
IDEAL LAP TIME : 51.773		BEST LAP TIME : 51.773		DIFFERENCE : 0.000		
LAP	SECTOR 1	SECTOR 2	LAP TIME	MPH	DIFF	TIME OF DAY

Weather / Track : Cloudy / Dry

Brands Hatch Indy  
Circuit Length = 1.2079 miles  
Start: 17:46 Flag 17:55 End: 17:56

# BMCRC - MRO Championships 2015 - Rnd 9 @ Brands Hatch Indy

## Thunderbike Extreme

### RACE 19 - CADWELL ROUND - SECTOR ANALYSIS

SECTOR 1 = FL to I1, SECTOR 2 = I1 to FL, DIFF = Difference To Personal Best Lap

1 -		21.010	59.658	72.89	7.885	17:47:53.982
2 -	32.187	21.161	53.348	81.51	1.575	17:48:47.330
<b>3 -</b>	<b>31.380</b>	<b>20.393</b>	<b>51.773 (1)</b>	<b>83.99</b>		<b>17:49:39.103</b>
4 -	31.430	20.429	51.859 (2)	83.85	0.086	17:50:30.962
5 -	31.522	20.531	52.053 (3)	83.54	0.280	17:51:23.015
6 -	31.610	20.582	52.192	83.31	0.419	17:52:15.207
7 -	31.583	20.485	52.068	83.51	0.295	17:53:07.275
8 -	31.669	20.569	52.238	83.24	0.465	17:53:59.513
9 -	32.080	20.626	52.706	82.50	0.933	17:54:52.219
10 -	32.115	21.299	53.414	81.41	1.641	17:55:45.633

P6 75 Paul NEWMAN		Honda - Leeway building services				
IDEAL LAP TIME : 52.173		BEST LAP TIME : 52.243		DIFFERENCE : 0.070		
LAP	SECTOR 1	SECTOR 2	LAP TIME	MPH	DIFF	TIME OF DAY
1 -		21.284	58.934	73.78	6.691	17:47:53.258
2 -	32.770	21.367	54.137	80.32	1.894	17:48:47.395
3 -	32.337	20.867	53.204	81.73	0.961	17:49:40.599
4 -	31.835	21.133	52.968	82.09	0.725	17:50:33.567
5 -	32.988	20.828	53.816	80.80	1.573	17:51:27.383
6 -	31.872	<b>20.596</b>	52.468 (3)	82.88	0.225	17:52:19.851
7 -	31.713	20.826	52.539	82.76	0.296	17:53:12.390
8 -	31.593	20.819	52.412 (2)	82.96	0.169	17:54:04.802
9 -	31.664	20.812	52.476	82.86	0.233	17:54:57.278
<b>10 -</b>	<b>31.577</b>	20.666	<b>52.243 (1)</b>	<b>83.23</b>		<b>17:55:49.521</b>

P7 41 David ABRAHAM		Aprilia - Cambridge Motorcycles				
IDEAL LAP TIME : 52.926		BEST LAP TIME : 52.934		DIFFERENCE : 0.008		
LAP	SECTOR 1	SECTOR 2	LAP TIME	MPH	DIFF	TIME OF DAY
1 -		21.250	59.590	72.97	6.656	17:47:53.914
2 -	32.726	21.245	53.971	80.57	1.037	17:48:47.885
3 -	32.365	21.023	53.388	81.45	0.454	17:49:41.273
4 -	<b>32.047</b>	20.936	52.983 (3)	82.07	0.049	17:50:34.256
5 -	32.715	21.043	53.758	80.89	0.824	17:51:28.014
6 -	32.088	<b>20.879</b>	52.967 (2)	82.10	0.033	17:52:20.981
<b>7 -</b>	32.052	20.882	<b>52.934 (1)</b>	<b>82.15</b>		<b>17:53:13.915</b>
8 -	32.271	21.254	53.525	81.24	0.591	17:54:07.440
9 -	32.444	21.322	53.766	80.88	0.832	17:55:01.206
10 -	32.389	21.405	53.794	80.83	0.860	17:55:55.000

P8 28 Dan NEMATI		Yamaha - Wayne Johnson				
IDEAL LAP TIME : 53.161		BEST LAP TIME : 53.161		DIFFERENCE : 0.000		
LAP	SECTOR 1	SECTOR 2	LAP TIME	MPH	DIFF	TIME OF DAY
1 -		21.630	1:02.215	69.89	9.054	17:47:56.539
2 -	33.469	21.986	55.455	78.41	2.294	17:48:51.994
3 -	32.593	21.341	53.934 (3)	80.62	0.773	17:49:45.928
4 -	33.243	21.289	54.532	79.74	1.371	17:50:40.460
5 -	33.883	21.735	55.618	78.18	2.457	17:51:36.078
6 -	33.178	21.912	55.090	78.93	1.929	17:52:31.168
7 -	33.360	21.783	55.143	78.86	1.982	17:53:26.311
8 -	33.073	21.356	54.429	79.89	1.268	17:54:20.740
9 -	32.449	21.335	53.784 (2)	80.85	0.623	17:55:14.524
<b>10 -</b>	<b>31.990</b>	<b>21.171</b>	<b>53.161 (1)</b>	<b>81.80</b>		<b>17:56:07.685</b>

P9 254 Rick WINDAS		Ducati - Army Medical Services				
IDEAL LAP TIME : 53.753		BEST LAP TIME : 53.753		DIFFERENCE : 0.000		
LAP	SECTOR 1	SECTOR 2	LAP TIME	MPH	DIFF	TIME OF DAY
1 -		21.678	1:01.164	71.09	7.411	17:47:55.488
<b>2 -</b>	<b>32.516</b>	<b>21.237</b>	<b>53.753 (1)</b>	<b>80.89</b>		<b>17:48:49.241</b>
3 -	33.401	21.685	55.086	78.94	1.333	17:49:44.327
4 -	33.691	22.037	55.728	78.03	1.975	17:50:40.055

Weather / Track : Cloudy / Dry

Brands Hatch Indy  
Circuit Length = 1.2079 miles  
Start: 17:46 Flag 17:55 End: 17:56

# BMCRC - MRO Championships 2015 - Rnd 9 @ Brands Hatch Indy

## Thunderbike Extreme

### RACE 19 - CADWELL ROUND - SECTOR ANALYSIS

SECTOR 1 = FL to I1, SECTOR 2 = I1 to FL, DIFF = Difference To Personal Best Lap

5 -	34.379	22.011	56.390	77.11	2.637	17:51:36.445
6 -	33.110	21.856	54.966	79.11	1.213	17:52:31.411
7 -	33.364	21.769	55.133	78.87	1.380	17:53:26.544
8 -	33.360	21.603	54.963	79.11	1.210	17:54:21.507
9 -	32.581	21.387	53.968 (2)	80.57	0.215	17:55:15.475
10 -	32.766	21.314	54.080 (3)	80.41	0.327	17:56:09.555

P10 174		Talan SKEELS-PIGGINS		Suzuki - McMillan Williams		
IDEAL LAP TIME : 53.896		BEST LAP TIME : 53.896		DIFFERENCE : 0.000		
LAP	SECTOR 1	SECTOR 2	LAP TIME	MPH	DIFF	TIME OF DAY
1 -		21.621	1:01.643	70.54	7.747	17:47:55.967
2 -	33.422	21.833	55.255	78.70	1.359	17:48:51.222
3 -	32.702	21.593	54.295 (2)	80.09	0.399	17:49:45.517
4 -	33.190	21.475	54.665	79.55	0.769	17:50:40.182
5 -	34.019	21.537	55.556	78.27	1.660	17:51:35.738
6 -	33.406	21.872	55.278	78.66	1.382	17:52:31.016
7 -	33.346	21.807	55.153	78.84	1.257	17:53:26.169
8 -	33.261	21.872	55.133	78.87	1.237	17:54:21.302
9 -	<b>32.530</b>	<b>21.366</b>	<b>53.896 (1)</b>	<b>80.68</b>		<b>17:55:15.198</b>
10 -	32.734	21.689	54.423 (3)	79.90	0.527	17:56:09.621

P11 5		Nick BISHOP		Suzuki - Meltedsliders		
IDEAL LAP TIME : 53.934		BEST LAP TIME : 53.934		DIFFERENCE : 0.000		
LAP	SECTOR 1	SECTOR 2	LAP TIME	MPH	DIFF	TIME OF DAY
1 -		21.846	1:02.235	69.87	8.301	17:47:56.559
2 -	34.004	21.957	55.961	77.70	2.027	17:48:52.520
3 -	33.722	22.116	55.838	77.87	1.904	17:49:48.358
4 -	32.843	21.447	54.290 (3)	80.09	0.356	17:50:42.648
5 -	32.697	21.675	54.372	79.97	0.438	17:51:37.020
6 -	32.871	21.861	54.732	79.45	0.798	17:52:31.752
7 -	33.316	21.705	55.021	79.03	1.087	17:53:26.773
8 -	33.364	21.626	54.990	79.07	1.056	17:54:21.763
9 -	<b>32.592</b>	<b>21.342</b>	<b>53.934 (1)</b>	<b>80.62</b>		<b>17:55:15.697</b>
10 -	32.833	21.396	54.229 (2)	80.18	0.295	17:56:09.926

P12 45		Paul BRYANT		Honda - CVM		
IDEAL LAP TIME : 55.121		BEST LAP TIME : 55.142		DIFFERENCE : 0.021		
LAP	SECTOR 1	SECTOR 2	LAP TIME	MPH	DIFF	TIME OF DAY
1 -		<b>21.803</b>	1:01.119	71.14	5.977	17:47:55.443
2 -	34.466	22.100	56.566	76.87	1.424	17:48:52.009
3 -	34.038	22.257	56.295	77.24	1.153	17:49:48.304
4 -	34.321	22.174	56.495	76.97	1.353	17:50:44.799
5 -	34.485	22.527	57.012	76.27	1.870	17:51:41.811
6 -	34.020	22.321	56.341	77.18	1.199	17:52:38.152
7 -	34.353	22.063	56.416	77.08	1.274	17:53:34.568
8 -	33.696	21.972	55.668 (2)	78.11	0.526	17:54:30.236
9 -	<b>33.318</b>	21.824	<b>55.142 (1)</b>	<b>78.86</b>		<b>17:55:25.378</b>
10 -	33.703	22.142	55.845 (3)	77.86	0.703	17:56:21.223

P13 114 R		Ricky MARTIN		Suzuki -		
IDEAL LAP TIME : 55.907		BEST LAP TIME : 56.012		DIFFERENCE : 0.105		
LAP	SECTOR 1	SECTOR 2	LAP TIME	MPH	DIFF	TIME OF DAY
1 -		22.473	1:04.455	67.46	8.443	17:47:58.779
2 -	34.346	22.811	57.157	76.08	1.145	17:48:55.936
3 -	33.718	<b>22.403</b>	56.121 (2)	77.48	0.109	17:49:52.057
4 -	34.325	22.902	57.227	75.98	1.215	17:50:49.284
5 -	34.340	22.631	56.971	76.33	0.959	17:51:46.255
6 -	33.980	22.828	56.808	76.54	0.796	17:52:43.063
7 -	33.934	22.481	56.415	77.08	0.403	17:53:39.478
8 -	33.553	22.459	<b>56.012 (1)</b>	<b>77.63</b>		<b>17:54:35.490</b>

Weather / Track : Cloudy / Dry

Brands Hatch Indy  
Circuit Length = 1.2079 miles  
Start: 17:46 Flag 17:55 End: 17:56

# BMCRC - MRO Championships 2015 - Rnd 9 @ Brands Hatch Indy

## Thunderbike Extreme

### RACE 19 - CADWELL ROUND - SECTOR ANALYSIS

SECTOR 1 = FL to I1, SECTOR 2 = I1 to FL, DIFF = Difference To Personal Best Lap

9 - **33.504** 22.713 56.217 (3) 77.35 0.205 17:55:31.707

<b>P14 55 Michael COPLEY</b>		Suzuki - spindle grind				
IDEAL LAP TIME : 56.224		BEST LAP TIME : 56.341		DIFFERENCE : 0.117		
LAP	SECTOR 1	SECTOR 2	LAP TIME	MPH	DIFF	TIME OF DAY
1 -		<b>22.365</b>	1:04.608	67.30	8.267	17:47:58.932
2 -	33.904	22.599	56.503 (2)	76.96	0.162	17:48:55.435
<b>3 -</b>	<b>33.859</b>	22.482	<b>56.341 (1)</b>	<b>77.18</b>		<b>17:49:51.776</b>
4 -	34.440	22.674	57.114	76.13	0.773	17:50:48.890
5 -	34.357	22.424	56.781	76.58	0.440	17:51:45.671
6 -	34.194	22.575	56.769	76.60	0.428	17:52:42.440
7 -	34.592	22.705	57.297	75.89	0.956	17:53:39.737
8 -	34.206	22.408	56.614 (3)	76.81	0.273	17:54:36.351
9 -	34.257	22.735	56.992	76.30	0.651	17:55:33.343

<b>P15 72 R Jim DAVIES</b>		Yamaha - Necci Motorcycles Ltd				
IDEAL LAP TIME : 57.198		BEST LAP TIME : 57.198		DIFFERENCE : 0.000		
LAP	SECTOR 1	SECTOR 2	LAP TIME	MPH	DIFF	TIME OF DAY
1 -		23.645	1:06.313	65.57	9.115	17:48:00.637
2 -	35.018	23.345	58.363	74.50	1.165	17:48:59.000
3 -	35.263	22.758	58.021	74.94	0.823	17:49:57.021
4 -	35.637	23.171	58.808	73.94	1.610	17:50:55.829
5 -	35.094	23.147	58.241	74.66	1.043	17:51:54.070
6 -	34.634	22.851	57.485	75.64	0.287	17:52:51.555
7 -	34.497	22.897	57.394 (3)	75.76	0.196	17:53:48.949
<b>8 -</b>	<b>34.463</b>	<b>22.735</b>	<b>57.198 (1)</b>	<b>76.02</b>		<b>17:54:46.147</b>
9 -	34.595	22.781	57.376 (2)	75.79	0.178	17:55:43.523

# BMCRC - MRO Championships 2015 - Rnd 9 @ Brands Hatch Indy

## Thunderbike Extreme

### RACE 19 - CADWELL ROUND - BEST SECTORS

SECTOR 1			SECTOR 2			IDEAL / BEST COMPARISON						
POS	NO	NAME	TIME	NO	NAME	TIME	POS	NO	NAME	IDEAL	BEST	DIFF
									<b>PERFECT LAP</b>	<b>50.065</b>		
1	44	DAVIES	<b>30.152</b>	44	DAVIES	<b>19.913</b>	1	44	DAVIES	50.065	50.205	0.140
2	92	LAST	<b>30.187</b>	92	LAST	<b>20.048</b>	2	92	LAST	50.235	50.417	0.182
3	11	HARVEY	<b>30.365</b>	40	SHELVEY	<b>20.168</b>	3	11	HARVEY	50.789	50.972	0.183
4	40	SHELVEY	<b>30.672</b>	69	RUSSO	<b>20.393</b>	4	40	SHELVEY	50.840	50.840	0.000
5	69	RUSSO	<b>31.380</b>	11	HARVEY	<b>20.424</b>	5	69	RUSSO	51.773	51.773	0.000
6	75	NEWMAN	<b>31.577</b>	75	NEWMAN	<b>20.596</b>	6	75	NEWMAN	52.173	52.243	0.070
7	28	NEMATI	<b>31.990</b>	41	ABRAHAM	<b>20.879</b>	7	41	ABRAHAM	52.926	52.934	0.008
8	41	ABRAHAM	<b>32.047</b>	28	NEMATI	<b>21.171</b>	8	28	NEMATI	53.161	53.161	0.000
9	254	WINDAS	<b>32.516</b>	254	WINDAS	<b>21.237</b>	9	254	WINDAS	53.753	53.753	0.000
10	174	SKEELS-PIGGINS	<b>32.530</b>	5	BISHOP	<b>21.342</b>	10	174	SKEELS-PIGGINS	53.896	53.896	0.000
11	5	BISHOP	<b>32.592</b>	174	SKEELS-PIGGINS	<b>21.366</b>	11	5	BISHOP	53.934	53.934	0.000
12	45	BRYANT	<b>33.318</b>	45	BRYANT	<b>21.803</b>	12	45	BRYANT	55.121	55.142	0.021
13	114	MARTIN	<b>33.504</b>	55	COPELEY	<b>22.365</b>	13	114	MARTIN	55.907	56.012	0.105
14	55	COPELEY	<b>33.859</b>	114	MARTIN	<b>22.403</b>	14	55	COPELEY	56.224	56.341	0.117
15	72	DAVIES	<b>34.463</b>	72	DAVIES	<b>22.735</b>	15	72	DAVIES	57.198	57.198	0.000

Weather / Track : Cloudy / Dry

Results can be found at [www.tsl-timing.com](http://www.tsl-timing.com)

Brands Hatch Indy  
Circuit Length = 1.2079 miles  
Start: 17:46 Flag 17:55 End: 17:56

Printed - 17:56 Sunday, 04 October 2015



# Thunderbike Sport

**Brands Hatch Indy**

**3<sup>rd</sup> & 4<sup>th</sup> October 2015**



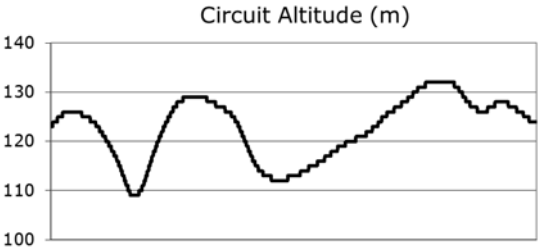
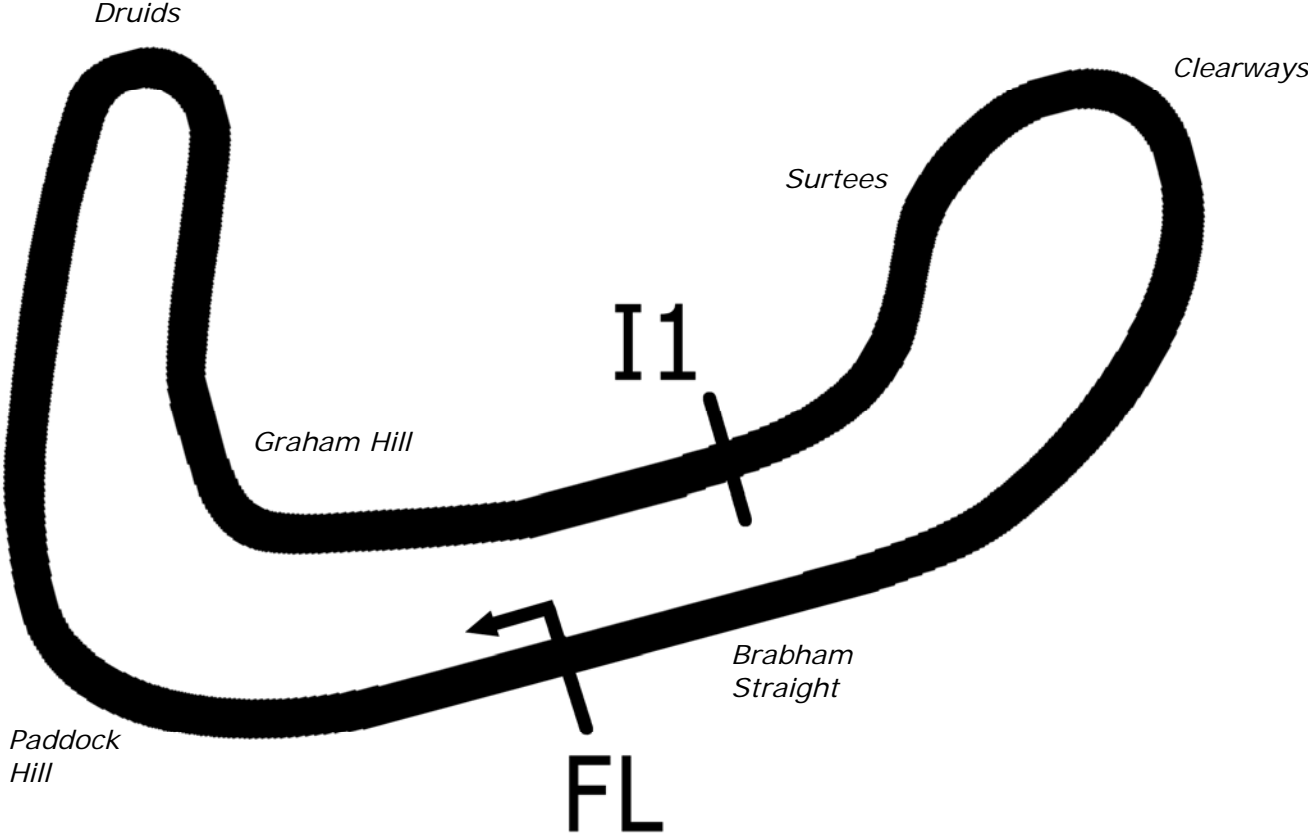
Results Provided by Timing Solutions Ltd  
[www.tsl-timing.com](http://www.tsl-timing.com)

# Brands Hatch Indy



SPORTS TIMING

TIMING SOLUTIONS LTD



Length	1.2079 miles	1944.0 m	
FL		51.36032 N	0.26032 E
I1	1112m	51.35934 N	0.25955 E
Pit Entry	1669m	51.35911 N	0.25743 E
Pit Exit	83m after FL	51.36017 N	0.26051 E
Pit Entry–Pit Exit 332m, 19.9s @60kph, 14.9s @80kph			

# BMCRC - MRO Championships 2015 - Rnd 9 @ Brands Hatch Indy

## Thunderbike Sport

### QUALIFYING - CLASSIFICATION



POS	NO	CL	PIC NAME	ENTRY	TIME	ON	LAPS	GAP	DIFF	MPH
1	111		1 Ryan FOLKES	Suzuki -	51.373	12	14			84.64
2	777		2 Mason WILLIAMS	Suzuki - Steve Jordan Motorcycles	51.394	4	10	0.021	0.021	84.61
3	51		3 Emma JARMAN	Kawasaki - RDRacing & EDIAsia	51.412	4	10	0.039	0.018	84.58
4	124		4 Kurtis BUTLER	Suzuki - PGVM / 3vk	52.260	13	14	0.887	0.848	83.21
5	54		5 Adam JAMISON	Suzuki - AJ Racing	53.246	13	14	1.873	0.986	81.67
6	43		6 Colin WALKER	Kawasaki - ELP Racing	53.408	4	4	2.035	0.162	81.42
7	2		7 Andrew GILL	Kawasaki -	53.541	10	14	2.168	0.133	81.22
8	87		8 Tristan REVELL	Suzuki - Bears repairs	53.620	13	14	2.247	0.079	81.10
9	22		9 Dave HARVIEK	Kawasaki - SW Roofing Group	53.782	7	10	2.409	0.162	80.85
10	97	R	1 Jake PACKHAM	Suzuki -	53.839	10	14	2.466	0.057	80.77
11	143	R	2 Harrison DAY	Suzuki -	53.943	11	14	2.570	0.104	80.61
12	21		10 Alan WATSON	Kawasaki - Watson Racing	54.720	14	14	3.347	0.777	79.47
13	131		11 Emma SELWAY	Suzuki -	54.794	9	13	3.421	0.074	79.36
14	69		12 Wesley PEARCE	Suzuki -	54.847	11	14	3.474	0.053	79.28
15	27		13 Wes SMITH	Kawasaki -	54.942	5	10	3.569	0.095	79.14
16	169		14 Robert MILES	Suzuki - The Bike Shop Long Eaton	55.034	13	13	3.661	0.092	79.01
17	81		15 Malvern MAY	Ducati -	55.048	13	13	3.675	0.014	78.99
18	14		16 Doug EDMONDSON	Yamaha - Wave Racing Developments	55.164	7	9	3.791	0.116	78.83
19	94		17 Oliver READ	Suzuki - Cavefit	55.171	10	13	3.798	0.007	78.82
20	19		18 Stephen SWEETMAN	Suzuki -	55.309	8	8	3.936	0.138	78.62
21	195		19 Robert CADIZ	Suzuki -	55.398	12	12	4.025	0.089	78.49
22	45		20 Peter MOORE	Yamaha - Curphs Cuttings	55.628	12	13	4.255	0.230	78.17
23	63		21 Daniel HARDY	Kawasaki - Susan Beddall Holistic Training	55.710	13	13	4.337	0.082	78.05
24	58		22 Steve YOUNG	Kawasaki - Cadmatic	56.118	9	10	4.745	0.408	77.49
25	3		23 Marcus NEWALL	Suzuki - Mum & Dad	56.270	10	13	4.897	0.152	77.28
26	10		24 Bradley ROBINSON	Suzuki -	56.403	6	11	5.030	0.133	77.09
27	50	R	3 Alex SIMMONS	Suzuki - Westcountry Windings	57.085	8	13	5.712	0.682	76.17
28	73		25 Vincent LEWIN	Suzuki - Vinitwin Racing DotCo	57.366	3	3	5.993	0.281	75.80
29	85*		26 Andrew KITE	Ducati - Finology Limited	58.167	10	13	6.794	0.801	74.76
30	130	R	4 Fraser GRINSTEAD	Suzuki - TRAPDOOR RACING	1:05.169	3	3	13.796	7.002	66.72

\* No. 85 - Please fit a working transponder

Weather / Track : Cloudy / Dry

These results are provisional until the conclusion of any judicial and technical matters.

Brands Hatch Indy

Circuit Length = 1.2079 miles

Start: 12:25 Flag 12:38 End: 12:39

Clerk Of Course :	Timekeeper :
-------------------	--------------

Results can be found at [www.tsl-timing.com](http://www.tsl-timing.com)

Printed - 12:41 Saturday, 03 October 2015





# BMCR - MRO Championships 2015 - Rnd 9 @ Brands Hatch Indy

## Thunderbike Sport

### QUALIFYING - SECTOR ANALYSIS

SECTOR 1 = FL to I1, SECTOR 2 = I1 to FL, DIFF = Difference To Personal Best Lap

P1 111		Ryan FOLKES		Suzuki -			
IDEAL LAP TIME : 51.326		BEST LAP TIME : 51.373		DIFFERENCE : 0.047			
LAP	SECTOR 1	SECTOR 2	LAP TIME	MPH	DIFF	TIME OF DAY	
1 -	38.295	23.295	1:01.590	70.60	10.217	12:27:33.674	
2 -	33.845	22.510	56.355	77.16	4.982	12:28:30.029	
3 -	31.288	20.938	52.226	83.26	0.853	12:29:22.255	
4 -	32.421	21.319	53.740	80.91	2.367	12:30:15.995	
5 -	31.095	21.174	52.269	83.19	0.896	12:31:08.264	
6 -	31.563	21.545	53.108	81.88	1.735	12:32:01.372	
7 -	30.803	21.330	52.133	83.41	0.760	12:32:53.505	
8 -	30.853	21.223	52.076 (3)	83.50	0.703	12:33:45.581	
9 -	31.107	21.536	52.643	82.60	1.270	12:34:38.224	
10 -	<b>30.564</b>	21.352	51.916 (2)	83.76	0.543	12:35:30.140	
11 -	30.878	21.380	52.258	83.21	0.885	12:36:22.398	
12 -	30.611	<b>20.762</b>	<b>51.373 (1)</b>	<b>84.64</b>		<b>12:37:13.771</b>	
13 -	34.196	22.183	56.379	77.13	5.006	12:38:10.150	
14 -	32.281	22.122	54.403	79.93	3.030	12:39:04.553	

P2 777		Mason WILLIAMS		Suzuki - Steve Jordan Motorcycles			
IDEAL LAP TIME : 51.394		BEST LAP TIME : 51.394		DIFFERENCE : 0.000			
LAP	SECTOR 1	SECTOR 2	LAP TIME	MPH	DIFF	TIME OF DAY	
1 -	33.261	21.908	55.169	78.82	3.775	12:26:54.702	
2 -	31.546	21.117	52.663	82.57	1.269	12:27:47.365	
3 -	30.994	20.812	51.806 (2)	83.94	0.412	12:28:39.171	
4 -	<b>30.673</b>	<b>20.721</b>	<b>51.394 (1)</b>	<b>84.61</b>		<b>12:29:30.565</b>	
5 -	31.783	21.000	52.783	82.38	1.389	12:30:23.348	
6 -	31.443	22.313	53.756	80.89	2.362	12:31:17.104	
7 -	31.301	21.400	52.701	82.51	1.307	12:32:09.805	
8 -	31.460	21.230	52.690	82.53	1.296	12:33:02.495	
9 -	31.821	21.144	52.965	82.10	1.571	12:33:55.460	
10 -	30.999	20.969	51.968 (3)	83.67	0.574	12:34:47.428	

P3 51		Emma JARMAN		Kawasaki - RDRacing & EDIAsia			
IDEAL LAP TIME : 51.307		BEST LAP TIME : 51.412		DIFFERENCE : 0.105			
LAP	SECTOR 1	SECTOR 2	LAP TIME	MPH	DIFF	TIME OF DAY	
1 -	33.373	21.633	55.006	79.05	3.594	12:26:54.631	
2 -	31.280	20.902	52.182 (3)	83.33	0.770	12:27:46.813	
3 -	31.037	<b>20.690</b>	51.727 (2)	84.06	0.315	12:28:38.540	
4 -	<b>30.617</b>	20.795	<b>51.412 (1)</b>	<b>84.58</b>		<b>12:29:29.952</b>	
5 -	34.218	22.093	56.311	77.22	4.899	12:30:26.263	
6 -	31.699	21.278	52.977	82.08	1.565	12:31:19.240	
7 -	33.780	22.805	56.585	76.85	5.173	12:32:15.825	
8 -	31.976	21.359	53.335	81.53	1.923	12:33:09.160	
9 -	33.072	22.095	55.167	78.82	3.755	12:34:04.327	
10 -	31.502	22.082	53.584	81.15	2.172	12:34:57.911	

P4 124		Kurtis BUTLER		Suzuki - PGVM / 3vk			
IDEAL LAP TIME : 52.158		BEST LAP TIME : 52.260		DIFFERENCE : 0.102			
LAP	SECTOR 1	SECTOR 2	LAP TIME	MPH	DIFF	TIME OF DAY	
1 -	37.002	23.430	1:00.432	71.95	8.172	12:27:06.155	
2 -	33.796	22.049	55.845	77.86	3.585	12:28:02.000	
3 -	32.518	21.477	53.995	80.53	1.735	12:28:55.995	
4 -	32.081	21.686	53.767	80.87	1.507	12:29:49.762	
5 -	31.875	21.283	53.158	81.80	0.898	12:30:42.920	
6 -	32.425	21.283	53.708	80.96	1.448	12:31:36.628	
7 -	31.821	21.109	52.930	82.15	0.670	12:32:29.558	
8 -	31.296	21.299	52.595 (3)	82.68	0.335	12:33:22.153	
9 -	<b>31.288</b>	21.087	52.375 (2)	83.02	0.115	12:34:14.528	
10 -	31.534	21.124	52.658	82.58	0.398	12:35:07.186	
11 -	31.593	21.530	53.123	81.85	0.863	12:36:00.309	

Weather / Track : Cloudy / Dry

Brands Hatch Indy  
Circuit Length = 1.2079 miles  
Start: 12:25 Flag 12:38 End: 12:39

# BMCRC - MRO Championships 2015 - Rnd 9 @ Brands Hatch Indy

## Thunderbike Sport

### QUALIFYING - SECTOR ANALYSIS

SECTOR 1 = FL to I1, SECTOR 2 = I1 to FL, DIFF = Difference To Personal Best Lap

12 -	31.781	21.953	53.734	80.92	1.474	12:36:54.043
<b>13 -</b>	<b>31.327</b>	<b>20.933</b>	<b>52.260 (1)</b>	<b>83.21</b>		<b>12:37:46.303</b>
14 -	32.114	<b>20.870</b>	52.984	82.07	0.724	12:38:39.287

<b>P5</b>	<b>54</b>	<b>Adam JAMISON</b>	Suzuki - AJ Racing			
IDEAL LAP TIME : 53.189		BEST LAP TIME : 53.246	DIFFERENCE : 0.057			
LAP	SECTOR 1	SECTOR 2	LAP TIME	MPH	DIFF	TIME OF DAY
1 -	33.724	22.287	56.011	77.63	2.765	12:26:58.397
2 -	32.512	21.833	54.345	80.01	1.099	12:27:52.742
3 -	31.994	21.470	53.464	81.33	0.218	12:28:46.206
4 -	31.844	21.443	53.287 (2)	81.60	0.041	12:29:39.493
5 -	32.174	21.870	54.044	80.46	0.798	12:30:33.537
6 -	32.115	21.502	53.617	81.10	0.371	12:31:27.154
7 -	32.176	21.451	53.627	81.08	0.381	12:32:20.781
8 -	32.284	21.988	54.272	80.12	1.026	12:33:15.053
9 -	33.228	21.407	54.635	79.59	1.389	12:34:09.688
10 -	<b>31.836</b>	21.893	53.729	80.93	0.483	12:35:03.417
11 -	32.424	21.551	53.975	80.56	0.729	12:35:57.392
12 -	32.134	21.675	53.809	80.81	0.563	12:36:51.201
<b>13 -</b>	<b>31.893</b>	<b>21.353</b>	<b>52.246 (1)</b>	<b>81.67</b>		<b>12:37:44.447</b>
14 -	31.916	21.421	53.337 (3)	81.53	0.091	12:38:37.784

<b>P6</b>	<b>43</b>	<b>Colin WALKEY</b>	Kawasaki - ELP Racing			
IDEAL LAP TIME : 53.278		BEST LAP TIME : 53.408	DIFFERENCE : 0.130			
LAP	SECTOR 1	SECTOR 2	LAP TIME	MPH	DIFF	TIME OF DAY
1 -	33.076	21.724	54.800	79.35	1.392	12:26:55.525
2 -	32.101	21.340	53.441 (2)	81.37	0.033	12:27:48.966
3 -	32.217	<b>21.308</b>	53.525 (3)	81.24	0.117	12:28:42.491
<b>4 -</b>	<b>31.970</b>	21.438	<b>53.408 (1)</b>	<b>81.42</b>		<b>12:29:35.899</b>

<b>P7</b>	<b>2</b>	<b>Andrew GILL</b>	Kawasaki -			
IDEAL LAP TIME : 53.440		BEST LAP TIME : 53.541	DIFFERENCE : 0.101			
LAP	SECTOR 1	SECTOR 2	LAP TIME	MPH	DIFF	TIME OF DAY
1 -	36.993	24.115	1:01.108	71.16	7.567	12:27:13.268
2 -	34.653	22.012	56.665	76.74	3.124	12:28:09.933
3 -	34.206	22.071	56.277	77.27	2.736	12:29:06.210
4 -	34.571	22.380	56.951	76.35	3.410	12:30:03.161
5 -	33.390	22.228	55.618	78.18	2.077	12:30:58.779
6 -	33.557	21.813	55.370	78.53	1.829	12:31:54.149
7 -	32.727	21.559	54.286	80.10	0.745	12:32:48.435
8 -	32.263	21.646	53.909 (2)	80.66	0.368	12:33:42.344
9 -	32.875	<b>21.514</b>	54.389	79.95	0.848	12:34:36.733
<b>10 -</b>	<b>31.926</b>	21.615	<b>53.541 (1)</b>	<b>81.22</b>		<b>12:35:30.274</b>
11 -	32.180	21.879	54.059	80.44	0.518	12:36:24.333
12 -	33.232	21.786	55.018	79.03	1.477	12:37:19.351
13 -	32.546	21.598	54.144	80.31	0.603	12:38:13.495
14 -	32.384	21.614	53.998 (3)	80.53	0.457	12:39:07.493

<b>P8</b>	<b>87</b>	<b>Tristan REVELL</b>	Suzuki - Bears repairs			
IDEAL LAP TIME : 53.551		BEST LAP TIME : 53.620	DIFFERENCE : 0.069			
LAP	SECTOR 1	SECTOR 2	LAP TIME	MPH	DIFF	TIME OF DAY
1 -	35.571	22.755	58.326	74.55	4.706	12:27:06.513
2 -	33.851	22.231	56.082	77.54	2.462	12:28:02.595
3 -	33.434	22.086	55.520	78.32	1.900	12:28:58.115
4 -	33.003	22.017	55.020	79.03	1.400	12:29:53.135
5 -	32.674	21.774	54.448	79.86	0.828	12:30:47.583
6 -	32.770	21.750	54.520	79.76	0.900	12:31:42.103
7 -	32.445	21.877	54.322	80.05	0.702	12:32:36.425
8 -	32.033	21.853	53.886 (3)	80.70	0.266	12:33:30.311
9 -	32.408	21.924	54.332	80.03	0.712	12:34:24.643

Weather / Track : Cloudy / Dry

Brands Hatch Indy  
Circuit Length = 1.2079 miles  
Start: 12:25 Flag 12:38 End: 12:39

# BMCRC - MRO Championships 2015 - Rnd 9 @ Brands Hatch Indy

## Thunderbike Sport

### QUALIFYING - SECTOR ANALYSIS

SECTOR 1 = FL to I1, SECTOR 2 = I1 to FL, DIFF = Difference To Personal Best Lap

10 -	32.289	<b>21.576</b>	53.865 (2)	80.73	0.245	12:35:18.508
11 -	32.352	21.595	53.947	80.60	0.327	12:36:12.455
12 -	32.395	21.778	54.173	80.27	0.553	12:37:06.628
<b>13 -</b>	<b>31.975</b>	21.645	<b>53.620 (1)</b>	<b>81.10</b>		<b>12:38:00.248</b>
14 -	32.756	22.203	54.959	79.12	1.339	12:38:55.207

P9 22		Dave HARVIEK		Kawasaki - SW Roofing Group			
IDEAL LAP TIME : 53.782		BEST LAP TIME : 53.782		DIFFERENCE : 0.000			
LAP	SECTOR 1	SECTOR 2	LAP TIME	MPH	DIFF	TIME OF DAY	
1 -	33.988	22.079	56.067	77.56	2.285	12:26:55.704	
2 -	32.585	21.909	54.494	79.79	0.712	12:27:50.198	
3 -	32.573	21.926	54.499	79.79	0.717	12:28:44.697	
4 -	32.516	22.050	54.566	79.69	0.784	12:29:39.263	
5 -	32.498	22.341	54.839	79.29	1.057	12:30:34.102	
6 -	32.374	21.814	54.188 (2)	80.25	0.406	12:31:28.290	
<b>7 -</b>	<b>32.096</b>	<b>21.686</b>	<b>53.782 (1)</b>	<b>80.85</b>		<b>12:32:22.072</b>	
8 -	32.457	21.832	54.289 (3)	80.10	0.507	12:33:16.361	
9 -	33.437	22.775	56.212	77.36	2.430	12:34:12.573	
10 -	32.320	22.106	54.426	79.89	0.644	12:35:06.999	

P10 97 R		Jake PACKHAM		Suzuki -			
IDEAL LAP TIME : 53.681		BEST LAP TIME : 53.839		DIFFERENCE : 0.158			
LAP	SECTOR 1	SECTOR 2	LAP TIME	MPH	DIFF	TIME OF DAY	
1 -	36.475	23.339	59.814	72.70	5.975	12:27:09.312	
2 -	34.152	22.382	56.534	76.92	2.695	12:28:05.846	
3 -	33.539	21.799	55.338	78.58	1.499	12:29:01.184	
4 -	34.143	21.788	55.931	77.74	2.092	12:29:57.115	
5 -	33.125	21.712	54.837	79.30	0.998	12:30:51.952	
6 -	32.965	21.670	54.635	79.59	0.796	12:31:46.587	
7 -	32.820	<b>21.471</b>	54.291	80.09	0.452	12:32:40.878	
8 -	32.668	21.922	54.590	79.65	0.751	12:33:35.468	
9 -	32.669	21.793	54.462	79.84	0.623	12:34:29.930	
<b>10 -</b>	<b>32.356</b>	21.483	<b>53.839 (1)</b>	<b>80.77</b>		<b>12:35:23.769</b>	
11 -	32.533	21.550	54.083 (2)	80.40	0.244	12:36:17.852	
12 -	32.497	21.712	54.209 (3)	80.21	0.370	12:37:12.061	
13 -	<b>32.210</b>	22.463	54.673	79.53	0.834	12:38:06.734	
14 -	32.585	21.767	54.352	80.00	0.513	12:39:01.086	

P11 143 R		Harrison DAY		Suzuki -			
IDEAL LAP TIME : 53.943		BEST LAP TIME : 53.943		DIFFERENCE : 0.000			
LAP	SECTOR 1	SECTOR 2	LAP TIME	MPH	DIFF	TIME OF DAY	
1 -	36.214	23.731	59.945	72.54	6.002	12:27:05.300	
2 -	35.320	22.544	57.864	75.15	3.921	12:28:03.164	
3 -	33.727	22.395	56.122	77.48	2.179	12:28:59.286	
4 -	33.517	22.053	55.570	78.25	1.627	12:29:54.856	
5 -	33.669	22.150	55.819	77.90	1.876	12:30:50.675	
6 -	32.905	22.104	55.009	79.05	1.066	12:31:45.684	
7 -	32.558	22.190	54.748	79.42	0.805	12:32:40.432	
8 -	32.836	21.948	54.784	79.37	0.841	12:33:35.216	
9 -	32.660	21.950	54.610 (3)	79.63	0.667	12:34:29.826	
10 -	32.870	21.613	54.483 (2)	79.81	0.540	12:35:24.309	
<b>11 -</b>	<b>32.405</b>	<b>21.538</b>	<b>53.943 (1)</b>	<b>80.61</b>		<b>12:36:18.252</b>	
12 -	32.641	22.040	54.681	79.52	0.738	12:37:12.933	
13 -	32.959	22.118	55.077	78.95	1.134	12:38:08.010	
14 -	32.990	21.899	54.889	79.22	0.946	12:39:02.899	

P12 21		Alan WATSON		Kawasaki - Watson Racing			
IDEAL LAP TIME : 54.610		BEST LAP TIME : 54.720		DIFFERENCE : 0.110			
LAP	SECTOR 1	SECTOR 2	LAP TIME	MPH	DIFF	TIME OF DAY	
1 -	36.902	23.265	1:00.167	72.27	5.447	12:27:10.844	

Weather / Track : Cloudy / Dry

Brands Hatch Indy  
Circuit Length = 1.2079 miles  
Start: 12:25 Flag 12:38 End: 12:39

# BMCRC - MRO Championships 2015 - Rnd 9 @ Brands Hatch Indy

## Thunderbike Sport

### QUALIFYING - SECTOR ANALYSIS

SECTOR 1 = FL to I1, SECTOR 2 = I1 to FL, DIFF = Difference To Personal Best Lap

2 -	33.468	22.004	55.472	78.39	0.752	12:28:06.316
3 -	33.513	<b>21.825</b>	55.338	78.58	0.618	12:29:01.654
4 -	34.113	21.953	56.066	77.56	1.346	12:29:57.720
5 -	33.417	22.027	55.444	78.43	0.724	12:30:53.164
6 -	33.199	22.280	55.479	78.38	0.759	12:31:48.643
7 -	33.297	22.030	55.327	78.59	0.607	12:32:43.970
8 -	33.252	21.994	55.246	78.71	0.526	12:33:39.216
9 -	33.096	22.036	55.132	78.87	0.412	12:34:34.348
10 -	32.876	21.954	54.830 (2)	79.31	0.110	12:35:29.178
11 -	33.001	21.972	54.973 (3)	79.10	0.253	12:36:24.151
12 -	33.146	21.964	55.110	78.90	0.390	12:37:19.261
13 -	33.505	22.155	55.660	78.12	0.940	12:38:14.921
14 -	<b>32.785</b>	21.935	<b>54.720 (1)</b>	<b>79.47</b>		<b>12:39:09.641</b>

P13 131 Emma SELWAY			Suzuki -			
IDEAL LAP TIME : 54.477		BEST LAP TIME : 54.794		DIFFERENCE : 0.317		
LAP	SECTOR 1	SECTOR 2	LAP TIME	MPH	DIFF	TIME OF DAY
1 -	36.880	23.209	1:00.089	72.36	5.295	12:27:21.102
2 -	35.271	23.227	58.498	74.33	3.704	12:28:19.600
3 -	34.043	22.110	56.153	77.44	1.359	12:29:15.753
4 -	34.253	22.155	56.408	77.09	1.614	12:30:12.161
5 -	33.503	22.743	56.246	77.31	1.452	12:31:08.407
6 -	34.478	22.531	57.009	76.27	2.215	12:32:05.416
7 -	34.020	21.983	56.003	77.64	1.209	12:33:01.419
8 -	33.808	21.781	55.589	78.22	0.795	12:33:57.008
9 -	<b>32.844</b>	21.950	<b>54.794 (1)</b>	<b>79.36</b>		<b>12:34:51.802</b>
10 -	33.036	21.841	54.877 (2)	79.24	0.083	12:35:46.679
11 -	33.379	22.074	55.453	78.41	0.659	12:36:42.132
12 -	33.584	<b>21.633</b>	55.217 (3)	78.75	0.423	12:37:37.349
13 -	34.014	22.563	56.577	76.86	1.783	12:38:33.926

P14 69 Wesley PEARCE			Suzuki -			
IDEAL LAP TIME : 54.842		BEST LAP TIME : 54.847		DIFFERENCE : 0.005		
LAP	SECTOR 1	SECTOR 2	LAP TIME	MPH	DIFF	TIME OF DAY
1 -	36.007	23.358	59.365	73.25	4.518	12:27:07.296
2 -	33.982	22.418	56.400	77.10	1.553	12:28:03.696
3 -	33.509	22.782	56.291	77.25	1.444	12:28:59.987
4 -	34.022	22.223	56.245	77.31	1.398	12:29:56.232
5 -	33.282	22.409	55.691	78.08	0.844	12:30:51.923
6 -	34.471	22.627	57.098	76.16	2.251	12:31:49.021
7 -	33.383	22.030	55.413	78.47	0.566	12:32:44.434
8 -	33.318	22.094	55.412	78.47	0.565	12:33:39.846
9 -	33.254	22.002	55.256	78.69	0.409	12:34:35.102
10 -	33.081	22.006	55.087	78.94	0.240	12:35:30.189
11 -	<b>32.902</b>	21.945	<b>54.847 (1)</b>	<b>79.28</b>		<b>12:36:25.036</b>
12 -	33.012	<b>21.940</b>	54.952 (3)	79.13	0.105	12:37:19.988
13 -	32.965	22.329	55.294	78.64	0.447	12:38:15.282
14 -	32.949	21.948	54.897 (2)	79.21	0.050	12:39:10.179

P15 27 Wes SMITH			Kawasaki -			
IDEAL LAP TIME : 54.808		BEST LAP TIME : 54.942		DIFFERENCE : 0.134		
LAP	SECTOR 1	SECTOR 2	LAP TIME	MPH	DIFF	TIME OF DAY
1 -	35.359	23.023	58.382	74.48	3.440	12:27:03.341
2 -	33.367	22.561	55.928	77.75	0.986	12:27:59.269
3 -	33.406	22.102	55.508	78.34	0.566	12:28:54.777
4 -	33.152	22.039	55.191	78.79	0.249	12:29:49.968
5 -	<b>32.878</b>	22.064	<b>54.942 (1)</b>	<b>79.14</b>		<b>12:30:44.910</b>
6 -	33.010	22.076	55.086 (3)	78.94	0.144	12:31:39.996
7 -	33.031	<b>21.930</b>	54.961 (2)	79.12	0.019	12:32:34.957
8 -	32.957	22.173	55.130	78.87	0.188	12:33:30.087
9 -	33.273	22.359	55.632	78.16	0.690	12:34:25.719
10 -	33.105	21.999	55.104	78.91	0.162	12:35:20.823

Weather / Track : Cloudy / Dry

Brands Hatch Indy  
Circuit Length = 1.2079 miles  
Start: 12:25 Flag 12:38 End: 12:39

# BMCRC - MRO Championships 2015 - Rnd 9 @ Brands Hatch Indy

## Thunderbike Sport

### QUALIFYING - SECTOR ANALYSIS

SECTOR 1 = FL to I1, SECTOR 2 = I1 to FL, DIFF = Difference To Personal Best Lap

<b>P16 169</b>		<b>Robert MILES</b>		Suzuki - The Bike Shop Long Eaton			
IDEAL LAP TIME : 54.895		BEST LAP TIME : 55.034		DIFFERENCE : 0.139			
LAP	SECTOR 1	SECTOR 2	LAP TIME	MPH	DIFF	TIME OF DAY	
1 -	38.643	24.691	1:03.334	68.66	8.300	12:27:19.937	
2 -	34.468	22.577	57.045	76.23	2.011	12:28:16.982	
3 -	34.459	22.457	56.916	76.40	1.882	12:29:13.898	
4 -	34.255	22.950	57.205	76.01	2.171	12:30:11.103	
5 -	34.258	22.826	57.084	76.17	2.050	12:31:08.187	
6 -	34.295	22.347	56.642	76.77	1.608	12:32:04.829	
7 -	34.142	22.252	56.394	77.11	1.360	12:33:01.223	
8 -	33.590	22.070	55.660 (3)	78.12	0.626	12:33:56.883	
9 -	34.141	22.247	56.388	77.11	1.354	12:34:53.271	
10 -	<b>32.975</b>	22.310	55.285 (2)	78.65	0.251	12:35:48.556	
11 -	33.203	22.502	55.705	78.06	0.671	12:36:44.261	
12 -	33.412	22.334	55.746	78.00	0.712	12:37:40.007	
13 -	33.114	<b>21.920</b>	<b>55.034 (1)</b>	<b>79.01</b>		<b>12:38:35.041</b>	

<b>P17 81</b>		<b>Malvern MAY</b>		Ducati -			
IDEAL LAP TIME : 54.719		BEST LAP TIME : 55.048		DIFFERENCE : 0.329			
LAP	SECTOR 1	SECTOR 2	LAP TIME	MPH	DIFF	TIME OF DAY	
1 -	37.819	24.469	1:02.288	69.81	7.240	12:27:12.147	
2 -	34.738	22.676	57.414	75.74	2.366	12:28:09.561	
3 -	34.735	22.127	56.862	76.47	1.814	12:29:06.423	
4 -	34.725	22.106	56.831	76.51	1.783	12:30:03.254	
5 -	33.649	22.076	55.725	78.03	0.677	12:30:58.979	
6 -	33.577	21.838	55.415	78.47	0.367	12:31:54.394	
7 -	33.994	21.621	55.615	78.19	0.567	12:32:50.009	
8 -	33.160	22.192	55.352	78.56	0.304	12:33:45.361	
9 -	51.847	26.150	1:17.997	55.75	22.949	12:35:03.358	
10 -	33.705	<b>21.562</b>	55.267 (2)	78.68	0.219	12:35:58.625	
11 -	33.351	22.001	55.352	78.56	0.304	12:36:53.977	
12 -	33.469	21.842	55.311 (3)	78.62	0.263	12:37:49.288	
13 -	<b>33.157</b>	21.891	<b>55.048 (1)</b>	<b>78.99</b>		<b>12:38:44.336</b>	

<b>P18 14</b>		<b>Doug EDMONDSON</b>		Yamaha - Wave Racing Developments			
IDEAL LAP TIME : 55.151		BEST LAP TIME : 55.164		DIFFERENCE : 0.013			
LAP	SECTOR 1	SECTOR 2	LAP TIME	MPH	DIFF	TIME OF DAY	
1 -	34.498	23.517	58.015	74.95	2.851	12:27:12.599	
2 -	33.893	23.148	57.041	76.23	1.877	12:28:09.640	
3 -	33.749	22.832	56.581	76.85	1.417	12:29:06.221	
4 -	34.286	22.821	57.107	76.14	1.943	12:30:03.328	
5 -	34.944	25.814	1:00.758	71.57	5.594	12:31:04.086	
6 -	33.105	<b>22.363</b>	55.468 (2)	78.39	0.304	12:31:59.554	
7 -	<b>32.788</b>	22.376	<b>55.164 (1)</b>	<b>78.83</b>		<b>12:32:54.718</b>	
8 -	33.107	22.942	56.049 (3)	77.58	0.885	12:33:50.767	
9 -	33.317	22.788	56.105	77.50	0.941	12:34:46.872	

<b>P19 94</b>		<b>Oliver READ</b>		Suzuki - Cavefit			
IDEAL LAP TIME : 55.078		BEST LAP TIME : 55.171		DIFFERENCE : 0.093			
LAP	SECTOR 1	SECTOR 2	LAP TIME	MPH	DIFF	TIME OF DAY	
1 -	38.591	24.625	1:03.216	68.78	8.045	12:27:13.341	
2 -	35.939	23.742	59.681	72.86	4.510	12:28:13.022	
3 -	34.952	23.700	58.652	74.14	3.481	12:29:11.674	
4 -	35.586	23.101	58.687	74.09	3.516	12:30:10.361	
5 -	34.434	22.975	57.409	75.74	2.238	12:31:07.770	
6 -	34.251	22.627	56.878	76.45	1.707	12:32:04.648	
7 -	33.609	22.233	55.842	77.87	0.671	12:33:00.490	
8 -	33.257	22.386	55.643	78.15	0.472	12:33:56.133	
9 -	33.131	22.187	55.318	78.61	0.147	12:34:51.451	

Weather / Track : Cloudy / Dry

Brands Hatch Indy  
Circuit Length = 1.2079 miles  
Start: 12:25 Flag 12:38 End: 12:39

# BMCRC - MRO Championships 2015 - Rnd 9 @ Brands Hatch Indy

## Thunderbike Sport

### QUALIFYING - SECTOR ANALYSIS

SECTOR 1 = FL to I1, SECTOR 2 = I1 to FL, DIFF = Difference To Personal Best Lap

10 -	32.954	22.217	<b>55.171 (1)</b>	<b>78.82</b>			<b>12:35:46.622</b>
11 -	<b>32.904</b>	22.529	55.433	78.44	0.262		12:36:42.055
12 -	33.045	<b>22.174</b>	55.219 (2)	78.75	0.048		12:37:37.274
13 -	33.088	22.229	55.317 (3)	78.61	0.146		12:38:32.591

<b>P20 19</b>	<b>Stephen SWEETMAN</b>		Suzuki -				
IDEAL LAP TIME : 55.153		BEST LAP TIME : 55.309	DIFFERENCE : 0.156				
LAP	SECTOR 1	SECTOR 2	LAP TIME	MPH	DIFF	TIME OF DAY	
1 -	37.752	23.551	1:01.303	70.93	5.994	12:27:10.731	
2 -	35.144	22.548	57.692	75.37	2.383	12:28:08.423	
3 -	34.232	22.347	56.579	76.85	1.270	12:29:05.002	
4 -	34.441	22.339	56.780	76.58	1.471	12:30:01.782	
5 -	34.493	22.182	56.675	76.72	1.366	12:30:58.457	
6 -	33.582	22.091	55.673 (3)	78.10	0.364	12:31:54.130	
7 -	33.734	<b>21.824</b>	55.558 (2)	78.27	0.249	12:32:49.688	
8 -	<b>33.329</b>	21.980	<b>55.309 (1)</b>	<b>78.62</b>		<b>12:33:44.997</b>	

<b>P21 195</b>	<b>Robert CADIZ</b>		Suzuki -				
IDEAL LAP TIME : 55.398		BEST LAP TIME : 55.398	DIFFERENCE : 0.000				
LAP	SECTOR 1	SECTOR 2	LAP TIME	MPH	DIFF	TIME OF DAY	
1 -	37.111	24.137	1:01.248	70.99	5.850	12:27:17.339	
2 -	33.881	22.848	56.729	76.65	1.331	12:28:14.068	
3 -	34.327	23.660	57.987	74.99	2.589	12:29:12.055	
4 -	35.373	23.141	58.514	74.31	3.116	12:30:10.569	
5 -	34.398	23.370	57.768	75.27	2.370	12:31:08.337	
6 -	34.374	22.644	57.018	76.26	1.620	12:32:05.355	
7 -	34.462	IN PIT	1:37.641 P	44.53	42.243	12:33:42.996	
8 -	OUTLAP	22.934	1:02.501	69.57	7.103	12:34:45.497	
9 -	33.345	22.578	55.923 (3)	77.76	0.525	12:35:41.420	
10 -	33.103	22.982	56.085	77.53	0.687	12:36:37.505	
11 -	33.387	22.462	55.849 (2)	77.86	0.451	12:37:33.354	
12 -	<b>33.021</b>	<b>22.377</b>	<b>55.398 (1)</b>	<b>78.49</b>		<b>12:38:28.752</b>	

<b>P22 45</b>	<b>Peter MOORE</b>		Yamaha - Curphs Cuttings				
IDEAL LAP TIME : 55.628		BEST LAP TIME : 55.628	DIFFERENCE : 0.000				
LAP	SECTOR 1	SECTOR 2	LAP TIME	MPH	DIFF	TIME OF DAY	
1 -	37.054	24.189	1:01.243	71.00	5.615	12:27:20.574	
2 -	35.807	23.943	59.750	72.77	4.122	12:28:20.324	
3 -	35.625	23.569	59.194	73.46	3.566	12:29:19.518	
4 -	36.325	23.335	59.660	72.88	4.032	12:30:19.178	
5 -	35.566	23.893	59.459	73.13	3.831	12:31:18.637	
6 -	34.525	23.554	58.079	74.87	2.451	12:32:16.716	
7 -	35.045	23.692	58.737	74.03	3.109	12:33:15.453	
8 -	34.722	23.230	57.952	75.03	2.324	12:34:13.405	
9 -	34.281	22.631	56.912	76.40	1.284	12:35:10.317	
10 -	33.461	22.431	55.892 (2)	77.80	0.264	12:36:06.209	
11 -	33.547	22.733	56.280	77.26	0.652	12:37:02.489	
12 -	<b>33.235</b>	<b>22.393</b>	<b>55.628 (1)</b>	<b>78.17</b>		<b>12:37:58.117</b>	
13 -	33.285	22.627	55.912 (3)	77.77	0.284	12:38:54.029	

<b>P23 63</b>	<b>Daniel HARDY</b>		Kawasaki - Susan Beddall Holistic Training				
IDEAL LAP TIME : 55.502		BEST LAP TIME : 55.710	DIFFERENCE : 0.208				
LAP	SECTOR 1	SECTOR 2	LAP TIME	MPH	DIFF	TIME OF DAY	
1 -	36.617	23.809	1:00.426	71.96	4.716	12:27:11.626	
2 -	34.446	22.775	57.221	75.99	1.511	12:28:08.847	
3 -	34.188	22.447	56.635	76.78	0.925	12:29:05.482	
4 -	34.652	22.288	56.940	76.37	1.230	12:30:02.422	
5 -	35.782	22.347	58.129	74.80	2.419	12:31:00.551	
6 -	34.141	22.514	56.655	76.75	0.945	12:31:57.206	
7 -	33.883	22.257	56.140	77.45	0.430	12:32:53.346	

Weather / Track : Cloudy / Dry

Brands Hatch Indy  
Circuit Length = 1.2079 miles  
Start: 12:25 Flag 12:38 End: 12:39

# BMCRC - MRO Championships 2015 - Rnd 9 @ Brands Hatch Indy

## Thunderbike Sport

### QUALIFYING - SECTOR ANALYSIS

SECTOR 1 = FL to I1, SECTOR 2 = I1 to FL, DIFF = Difference To Personal Best Lap

8 -	34.044	22.457	56.501	76.96	0.791	12:33:49.847
9 -	33.751	22.482	56.233	77.33	0.523	12:34:46.080
10 -	33.623	22.311	55.934	77.74	0.224	12:35:42.014
11 -	<b>33.279</b>	22.455	55.734 (2)	78.02	0.024	12:36:37.748
12 -	33.412	22.361	55.773 (3)	77.96	0.063	12:37:33.521
13 -	33.487	<b>22.223</b>	<b>55.710 (1)</b>	<b>78.05</b>		<b>12:38:29.231</b>

P24 58		Steve YOUNG		Kawasaki - Cadmatic			
IDEAL LAP TIME : 56.118		BEST LAP TIME : 56.118		DIFFERENCE : 0.000			
LAP	SECTOR 1	SECTOR 2	LAP TIME	MPH	DIFF	TIME OF DAY	
1 -	36.550	23.411	59.961	72.52	3.843	12:27:21.705	
2 -	35.359	23.111	58.470	74.37	2.352	12:28:20.175	
3 -	35.391	23.280	58.671	74.11	2.553	12:29:18.846	
4 -	36.042	23.817	59.859	72.64	3.741	12:30:18.705	
5 -	35.614	23.711	59.325	73.30	3.207	12:31:18.030	
6 -	34.682	23.456	58.138 (3)	74.79	2.020	12:32:16.168	
7 -	34.737	23.570	58.307	74.58	2.189	12:33:14.475	
8 -	35.038	23.218	58.256	74.64	2.138	12:34:12.731	
9 -	<b>33.852</b>	<b>22.266</b>	<b>56.118 (1)</b>	<b>77.49</b>		<b>12:35:08.849</b>	
10 -	33.927	22.657	56.584 (2)	76.85	0.466	12:36:05.433	

P25 3		Marcus NEWALL		Suzuki - Mum & Dad			
IDEAL LAP TIME : 56.132		BEST LAP TIME : 56.270		DIFFERENCE : 0.138			
LAP	SECTOR 1	SECTOR 2	LAP TIME	MPH	DIFF	TIME OF DAY	
1 -	37.357	23.227	1:00.584	71.77	4.314	12:27:02.744	
2 -	35.290	23.104	58.394	74.47	2.124	12:28:01.138	
3 -	34.497	<b>22.365</b>	56.862	76.47	0.592	12:28:58.000	
4 -	34.101	22.426	56.527 (3)	76.92	0.257	12:29:54.527	
5 -	34.465	22.509	56.974	76.32	0.704	12:30:51.501	
6 -	34.583	22.433	57.016	76.26	0.746	12:31:48.517	
7 -	34.792	22.438	57.230	75.98	0.960	12:32:45.747	
8 -	33.900	22.386	56.286 (2)	77.25	0.016	12:33:42.033	
9 -	34.427	22.505	56.932	76.38	0.662	12:34:38.965	
10 -	<b>33.767</b>	22.503	<b>56.270 (1)</b>	<b>77.28</b>		<b>12:35:35.235</b>	
11 -	33.803	23.023	56.826	76.52	0.556	12:36:32.061	
12 -	34.124	22.684	56.808	76.54	0.538	12:37:28.869	
13 -	34.052	22.556	56.608	76.81	0.338	12:38:25.477	

P26 10		Bradley ROBINSON		Suzuki -			
IDEAL LAP TIME : 55.957		BEST LAP TIME : 56.403		DIFFERENCE : 0.446			
LAP	SECTOR 1	SECTOR 2	LAP TIME	MPH	DIFF	TIME OF DAY	
1 -	38.782	24.726	1:03.508	68.47	7.105	12:27:22.762	
2 -	36.551	23.708	1:00.259	72.16	3.856	12:28:23.021	
3 -	34.033	22.434	56.467 (2)	77.01	0.064	12:29:19.488	
4 -	35.654	23.297	58.951	73.76	2.548	12:30:18.439	
5 -	34.102	<b>22.413</b>	56.515 (3)	76.94	0.112	12:31:14.954	
6 -	<b>33.544</b>	22.859	<b>56.403 (1)</b>	<b>77.09</b>		<b>12:32:11.357</b>	
7 -	35.524	IN PIT	1:37.343 P	44.67	40.940	12:33:48.700	
8 -	OUTLAP	24.634	1:09.914	62.19	13.511	12:34:58.614	
9 -	35.279	23.682	58.961	73.75	2.558	12:35:57.575	
10 -	34.569	23.842	58.411	74.44	2.008	12:36:55.986	
11 -	34.821	24.064	58.885	73.84	2.482	12:37:54.871	

P27 50 R		Alex SIMMONS		Suzuki - Westcountry Windings			
IDEAL LAP TIME : 57.028		BEST LAP TIME : 57.085		DIFFERENCE : 0.057			
LAP	SECTOR 1	SECTOR 2	LAP TIME	MPH	DIFF	TIME OF DAY	
1 -	37.436	24.558	1:01.994	70.14	4.909	12:27:17.296	
2 -	35.484	23.725	59.209	73.44	2.124	12:28:16.505	
3 -	35.612	23.026	58.638	74.16	1.553	12:29:15.143	
4 -	35.709	23.461	59.170	73.49	2.085	12:30:14.313	

Weather / Track : Cloudy / Dry

Brands Hatch Indy  
Circuit Length = 1.2079 miles  
Start: 12:25 Flag 12:38 End: 12:39

# BMCRC - MRO Championships 2015 - Rnd 9 @ Brands Hatch Indy

## Thunderbike Sport

### QUALIFYING - SECTOR ANALYSIS

SECTOR 1 = FL to I1, SECTOR 2 = I1 to FL, DIFF = Difference To Personal Best Lap

5 -	34.973	23.302	58.275	74.62	1.190	12:31:12.588
6 -	34.767	23.098	57.865	75.15	0.780	12:32:10.453
7 -	34.265	23.135	57.400	75.75	0.315	12:33:07.853
<b>8 -</b>	<b>34.055</b>	23.030	<b>57.085 (1)</b>	<b>76.17</b>		<b>12:34:04.938</b>
9 -	34.404	24.268	58.672	74.11	1.587	12:35:03.610
10 -	34.407	<b>22.973</b>	<b>57.380 (3)</b>	75.78	0.295	12:36:00.990
11 -	34.068	23.183	<b>57.251 (2)</b>	75.95	0.166	12:36:58.241
12 -	34.443	23.122	57.565	75.54	0.480	12:37:55.806
13 -	34.210	23.432	57.642	75.44	0.557	12:38:53.448

<b>P28 73</b>		<b>Vincent LEWIN</b>		Suzuki - Vinitwin Racing DotCo		
IDEAL LAP TIME : 57.366		BEST LAP TIME : 57.366		DIFFERENCE : 0.000		
LAP	SECTOR 1	SECTOR 2	LAP TIME	MPH	DIFF	TIME OF DAY
1 -	36.195	23.215	59.410 (3)	73.19	2.044	12:27:03.160
2 -	35.087	23.516	58.603 (2)	74.20	1.237	12:28:01.763
<b>3 -</b>	<b>34.850</b>	<b>22.516</b>	<b>57.366 (1)</b>	<b>75.80</b>		<b>12:28:59.129</b>

<b>P29 85</b>		<b>Andrew KITE</b>		Ducati - Finology Limited		
IDEAL LAP TIME :		BEST LAP TIME : 58.167		DIFFERENCE :		
LAP	SECTOR 1	SECTOR 2	LAP TIME	MPH	DIFF	TIME OF DAY
1 -			1:03.657	68.31	5.490	12:27:19.341
2 -			59.748	72.78	1.581	12:28:19.089
3 -			59.170	73.49	1.003	12:29:18.259
4 -			59.557	73.01	1.390	12:30:17.816
5 -			59.298	73.33	1.131	12:31:17.114
6 -			58.443	74.40	0.276	12:32:15.557
7 -			58.215 (2)	74.69	0.048	12:33:13.772
8 -			58.828	73.92	0.661	12:34:12.600
9 -			59.372	73.24	1.205	12:35:11.972
<b>10 -</b>			<b>58.167 (1)</b>	<b>74.76</b>		<b>12:36:10.139</b>
11 -			58.602	74.20	0.435	12:37:08.741
12 -			58.250 (3)	74.65	0.083	12:38:06.991
13 -			59.183	73.47	1.016	12:39:06.174

<b>P30 130 R</b>		<b>Fraser GRINSTEAD</b>		Suzuki - TRAPDOOR RACING		
IDEAL LAP TIME : 1:05.169		BEST LAP TIME : 1:05.169		DIFFERENCE : 0.000		
LAP	SECTOR 1	SECTOR 2	LAP TIME	MPH	DIFF	TIME OF DAY
1 -	41.065	26.412	1:07.477 (3)	64.44	2.308	12:27:19.587
2 -	39.831	25.928	1:05.759 (2)	66.12	0.590	12:28:25.346
<b>3 -</b>	<b>39.552</b>	<b>25.617</b>	<b>1:05.169 (1)</b>	<b>66.72</b>		<b>12:29:30.515</b>



# BMCRC - MRO Championships 2015 - Rnd 9 @ Brands Hatch Indy

## Thunderbike Sport

### QUALIFYING - BEST SECTORS

SECTOR 1			SECTOR 2			IDEAL / BEST COMPARISON						
POS	NO	NAME	TIME	NO	NAME	TIME	POS	NO	NAME	IDEAL	BEST	DIFF
									<b>PERFECT LAP</b>	<b>51.254</b>		
1	111	FOLKES	<b>30.564</b>	51	JARMAN	<b>20.690</b>	1	51	JARMAN	51.307	51.412	0.105
2	51	JARMAN	<b>30.617</b>	777	WILLIAMS	<b>20.721</b>	2	111	FOLKES	51.326	51.373	0.047
3	777	WILLIAMS	<b>30.673</b>	111	FOLKES	<b>20.762</b>	3	777	WILLIAMS	51.394	51.394	0.000
4	124	BUTLER	<b>31.288</b>	124	BUTLER	<b>20.870</b>	4	124	BUTLER	52.158	52.260	0.102
5	54	JAMISON	<b>31.836</b>	43	WALKEY	<b>21.308</b>	5	54	JAMISON	53.189	53.246	0.057
6	2	GILL	<b>31.926</b>	54	JAMISON	<b>21.353</b>	6	43	WALKEY	53.278	53.408	0.130
7	43	WALKEY	<b>31.970</b>	97	PACKHAM	<b>21.471</b>	7	2	GILL	53.440	53.541	0.101
8	87	REVELL	<b>31.975</b>	2	GILL	<b>21.514</b>	8	87	REVELL	53.551	53.620	0.069
9	22	HARVIEK	<b>32.096</b>	143	DAY	<b>21.538</b>	9	97	PACKHAM	53.681	53.839	0.158
10	97	PACKHAM	<b>32.210</b>	81	MAY	<b>21.562</b>	10	22	HARVIEK	53.782	53.782	0.000
11	143	DAY	<b>32.405</b>	87	REVELL	<b>21.576</b>	11	143	DAY	53.943	53.943	0.000
12	21	WATSON	<b>32.785</b>	131	SELWAY	<b>21.633</b>	12	131	SELWAY	54.477	54.794	0.317
13	14	EDMONDSON	<b>32.788</b>	22	HARVIEK	<b>21.686</b>	13	21	WATSON	54.610	54.720	0.110
14	131	SELWAY	<b>32.844</b>	19	SWEETMAN	<b>21.824</b>	14	81	MAY	54.719	55.048	0.329
15	27	SMITH	<b>32.878</b>	21	WATSON	<b>21.825</b>	15	27	SMITH	54.808	54.942	0.134
16	69	PEARCE	<b>32.902</b>	169	MILES	<b>21.920</b>	16	69	PEARCE	54.842	54.847	0.005
17	94	READ	<b>32.904</b>	27	SMITH	<b>21.930</b>	17	169	MILES	54.895	55.034	0.139
18	169	MILES	<b>32.975</b>	69	PEARCE	<b>21.940</b>	18	94	READ	55.078	55.171	0.093
19	195	CADIZ	<b>33.021</b>	94	READ	<b>22.174</b>	19	14	EDMONDSON	55.151	55.164	0.013
20	81	MAY	<b>33.157</b>	63	HARDY	<b>22.223</b>	20	19	SWEETMAN	55.153	55.309	0.156
21	45	MOORE	<b>33.235</b>	58	YOUNG	<b>22.266</b>	21	195	CADIZ	55.398	55.398	0.000
22	63	HARDY	<b>33.279</b>	14	EDMONDSON	<b>22.363</b>	22	63	HARDY	55.502	55.710	0.208
23	19	SWEETMAN	<b>33.329</b>	3	NEWALL	<b>22.365</b>	23	45	MOORE	55.628	55.628	0.000
24	10	ROBINSON	<b>33.544</b>	195	CADIZ	<b>22.377</b>	24	10	ROBINSON	55.957	56.403	0.446
25	3	NEWALL	<b>33.767</b>	45	MOORE	<b>22.393</b>	25	58	YOUNG	56.118	56.118	0.000
26	58	YOUNG	<b>33.852</b>	10	ROBINSON	<b>22.413</b>	26	3	NEWALL	56.132	56.270	0.138
27	50	SIMMONS	<b>34.055</b>	73	LEWIN	<b>22.516</b>	27	50	SIMMONS	57.028	57.085	0.057
28	73	LEWIN	<b>34.850</b>	50	SIMMONS	<b>22.973</b>	28	73	LEWIN	57.366	57.366	0.000
29	130	GRINSTEAD	<b>39.552</b>	130	GRINSTEAD	<b>25.617</b>	29	130	GRINSTEAD	1:05.169	1:05.169	0.000
30							30	85	KITE		58.167	

Weather / Track : Cloudy / Dry

Results can be found at [www.tsl-timing.com](http://www.tsl-timing.com)

Brands Hatch Indy  
Circuit Length = 1.2079 miles  
Start: 12:25 Flag 12:38 End: 12:39

Printed - 12:42 Saturday, 03 October 2015

# BMCRC - MRO Championships 2015 - Rnd 9 @ Brands Hatch Indy



## Thunderbike Sport

### RACE 5 - CLASSIFICATION

POS	NO	CL	PIC NAME	ENTRY	LAPS	TIME	GAP	DIFF	MPH	BEST	ON
1	111		Ryan FOLKES	Suzuki -	14	12:08.410			83.57	51.334	13
2	777		Mason WILLIAMS	Suzuki - Steve Jordan Motorcycles	14	12:08.439	0.029	0.029	83.57	51.407	4
3	124		Kurtis BUTLER	Suzuki - PGVM / 3vk	14	12:08.643	0.233	0.204	83.55	51.040	12
4	51		Emma JARMAN	Kawasaki - RDRacing & EDIAsia	14	12:16.463	8.053	7.820	82.66	51.284	4
5	54		Adam JAMISON	Suzuki - AJ Racing	14	12:25.448	17.038	8.985	81.66	52.335	2
6	43		Colin WALKER	Kawasaki - ELP Racing	14	12:31.061	22.651	5.613	81.05	52.740	12
7	21		Alan WATSON	Kawasaki - Watson Racing	14	12:41.839	33.429	10.778	79.91	53.330	5
8	97	R	Jake PACKHAM	Suzuki -	14	12:43.878	35.468	2.039	79.69	53.433	11
9	27		Wes SMITH	Kawasaki -	14	12:44.538	36.128	0.660	79.63	53.633	10
10	94		Oliver READ	Suzuki - Cavefit	14	12:44.563	36.153	0.025	79.62	53.185	14
11	131		Emma SELWAY	Suzuki -	14	12:45.047	36.637	0.484	79.57	53.520	10
12	81		Malvern MAY	Ducati -	14	12:53.985	45.575	8.938	78.65	54.082	12
13	19		Stephen SWEETMAN	Suzuki -	14	12:55.057	46.647	1.072	78.54	54.220	8
14	195		Robert CADIZ	Suzuki -	14	12:55.364	46.954	0.307	78.51	53.301	12
15	22		Dave HARVIEK	Kawasaki - SW Roofing Group	14	12:56.124	47.714	0.760	78.44	54.120	6
16	169		Robert MILES	Suzuki - The Bike Shop Long Eaton	14	12:59.300	50.890	3.176	78.12	54.283	11
17	3		Marcus NEWALL	Suzuki - Mum & Dad	13	12:08.443	1 Lap	1 Lap	77.60	54.927	10
18	14		Doug EDMONDSON	Yamaha - Wave Racing Developments	13	12:10.415	1 Lap	1.972	77.39	54.775	11
19	10		Bradley ROBINSON	Suzuki -	13	12:11.077	1 Lap	0.662	77.32	54.990	8
20	45		Peter MOORE	Yamaha - Curphs Cuttings	13	12:15.313	1 Lap	4.236	76.88	55.162	10
21	63		Daniel HARDY	Kawasaki - Susan Beddall Holistic Training	13	12:20.418	1 Lap	5.105	76.35	55.602	13
22	58		Steve YOUNG	Kawasaki - Cadmatic	13	12:35.208	1 Lap	14.790	74.85	56.657	13
23	50	R	Alex SIMMONS	Suzuki - Westcountry Windings	13	12:44.339	1 Lap	9.131	73.96	56.792	7
24	85		Andrew KITE	Ducati - Finology Limited	13	12:52.976	1 Lap	8.637	73.13	58.060	12
25	130	R	Fraser GRINSTEAD	Suzuki - TRAPDOOR RACING	12	13:12.308	2 Laps	1 Lap	65.86	1:04.636	2

#### NOT CLASSIFIED

DNF	87		Tristan REVELL	Suzuki - Bears repairs	13	11:47.463	1 Lap	0.000	79.90	53.550	3
DNF	69		Wesley PEARCE	Suzuki -	11	10:34.964	3 Laps	2 Laps	75.33	54.896	5
DNF	143	R	Harrison DAY	Suzuki -	1	1:00.250	13 Laps	10 Laps	72.17	1:00.250	1

#### FASTEST LAP

124			Kurtis BUTLER	Suzuki - PGVM / 3vk	12	51.040		85.19 mph	137.11 kph		
97	R		Jake PACKHAM	Suzuki -	11	53.433		81.38 mph	130.97 kph		

Class - 90% of Race Speed = 75.21 mph  
 Class R - 90% of Race Speed = 71.72 mph

Brands Hatch Indy  
 Circuit Length = 1.2079 miles  
 Start: 15:51 Flag 16:03 End: 16:04

Weather / Track : Cloudy / Dry

These results are provisional until the conclusion of any judicial and technical matters.

Clerk Of Course :	Timekeeper :
-------------------	--------------

Results can be found at [www.tsl-timing.com](http://www.tsl-timing.com)

Printed - 16:04 Saturday, 03 October 2015





# BMCRC - MRO Championships 2015 - Rnd 9 @ Brands Hatch Indy

## Thunderbike Sport

### RACE 5 - LAP CHART

22	38.370	54.607
195	40.550	53.695
169	41.849	54.283
3	44.626	55.072
10	44.846	55.680
14	45.405	54.775
45	49.538	55.353

#### LAP 12 @ 16:01:30.942

NO	BEHIND	LAP TIME
777		51.859
111	0.125	51.798
124	0.195	51.040
63	1 Lap	55.787
51	5.057	52.209
69	1 Lap	55.300
54	14.292	53.011
58	1 Lap	57.524
43	19.009	52.740
50	1 Lap	58.219
21	27.872	54.212
87	28.345	53.752
97	29.793	54.218
85	1 Lap	59.257
27	31.671	54.012
131	31.798	53.989
94	32.224	54.235
130	2 Laps	1:05.108
81	38.985	54.082
19	40.043	54.296
22	40.806	54.295
195	41.992	53.301
169	44.690	54.700
3	47.813	55.046
10	48.780	55.793
14	49.034	55.488

#### LAP 13 @ 16:02:22.382

NO	BEHIND	LAP TIME
777		51.440
111	0.019	51.334
124	0.064	51.309
45	1 Lap	56.038
51	6.637	53.020
63	1 Lap	55.925
54	15.732	52.880
43	21.428	53.859
58	1 Lap	57.616
50	1 Lap	57.992
21	30.329	53.897
87	30.781	53.876
97	33.014	54.661
27	33.993	53.762
131	34.279	53.921
94	34.696	53.912
85	1 Lap	58.060
81	42.046	54.501
19	43.952	55.349
195	44.483	53.931
22	44.904	55.538
169	47.917	54.667
130	2 Laps	1:04.855

#### LAP 14 @ 16:03:14.110

NO	BEHIND	LAP TIME
111		51.709
777	0.029	51.757
3	1 Lap	55.388
124	0.233	51.897
14	1 Lap	56.139
10	1 Lap	57.055
45	1 Lap	56.354
51	8.053	53.144
63	1 Lap	55.602
54	17.038	53.034
43	22.651	52.951
58	1 Lap	56.657
21	33.429	54.828
97	35.468	54.182
50	1 Lap	57.965
27	36.128	53.863
94	36.153	53.185
131	36.637	54.086
85	1 Lap	58.454
81	45.575	55.257
19	46.647	54.423
195	46.954	54.199
22	47.714	54.538
169	50.890	54.701
130	2 Laps	1:05.513

# BMCRC - MRO Championships 2015 - Rnd 9 @ Brands Hatch Indy

## Thunderbike Sport

### RACE 5 - SECTOR ANALYSIS

SECTOR 1 = FL to I1, SECTOR 2 = I1 to FL, DIFF = Difference To Personal Best Lap

P1 111		Ryan FOLKES		Suzuki -		
IDEAL LAP TIME : 51.068		BEST LAP TIME : 51.334		DIFFERENCE : 0.266		
LAP	SECTOR 1	SECTOR 2	LAP TIME	MPH	DIFF	TIME OF DAY
1 -		21.044	56.232	77.33	4.898	15:52:01.932
2 -	30.774	20.951	51.725	84.07	0.391	15:52:53.657
3 -	30.726	20.933	51.659	84.17	0.325	15:53:45.316
4 -	30.775	20.772	51.547 (3)	84.36	0.213	15:54:36.863
5 -	31.090	20.946	52.036	83.56	0.702	15:55:28.899
6 -	30.922	20.731	51.653	84.18	0.319	15:56:20.552
7 -	30.943	20.688	51.631	84.22	0.297	15:57:12.183
8 -	31.463	<b>20.590</b>	52.053	83.54	0.719	15:58:04.236
9 -	<b>30.478</b>	20.932	51.410 (2)	84.58	0.076	15:58:55.646
10 -	31.101	20.808	51.909	83.77	0.575	15:59:47.555
11 -	30.864	20.850	51.714	84.08	0.380	16:00:39.269
12 -	30.933	20.865	51.798	83.95	0.464	16:01:31.067
13 -	30.547	20.787	<b>51.334 (1)</b>	<b>84.71</b>		<b>16:02:22.401</b>
14 -	30.939	20.770	51.709	84.09	0.375	16:03:14.110

P2 777		Mason WILLIAMS		Suzuki - Steve Jordan Motorcycles		
IDEAL LAP TIME : 51.229		BEST LAP TIME : 51.407		DIFFERENCE : 0.178		
LAP	SECTOR 1	SECTOR 2	LAP TIME	MPH	DIFF	TIME OF DAY
1 -		20.842	56.511	76.95	5.104	15:52:02.211
2 -	30.836	20.682	51.518 (3)	84.40	0.111	15:52:53.729
3 -	30.797	20.944	51.741	84.04	0.334	15:53:45.470
4 -	30.778	<b>20.629</b>	<b>51.407 (1)</b>	<b>84.59</b>		<b>15:54:36.877</b>
5 -	31.301	20.678	51.979	83.66	0.572	15:55:28.856
6 -	30.744	20.877	51.621	84.24	0.214	15:56:20.477
7 -	30.796	20.843	51.639	84.21	0.232	15:57:12.116
8 -	30.865	20.920	51.785	83.97	0.378	15:58:03.901
9 -	30.663	20.867	51.530	84.38	0.123	15:58:55.431
10 -	31.250	20.817	52.067	83.51	0.660	15:59:47.498
11 -	30.819	20.766	51.585	84.29	0.178	16:00:39.083
12 -	31.023	20.836	51.859	83.85	0.452	16:01:30.942
13 -	<b>30.600</b>	20.840	51.440 (2)	84.53	0.033	16:02:22.382
14 -	30.786	20.971	51.757	84.01	0.350	16:03:14.139

P3 124		Kurtis BUTLER		Suzuki - PGVM / 3vk		
IDEAL LAP TIME : 50.969		BEST LAP TIME : 51.040		DIFFERENCE : 0.071		
LAP	SECTOR 1	SECTOR 2	LAP TIME	MPH	DIFF	TIME OF DAY
1 -		20.934	56.885	76.44	5.845	15:52:02.585
2 -	30.962	20.833	51.795	83.95	0.755	15:52:54.380
3 -	30.911	20.782	51.693	84.12	0.653	15:53:46.073
4 -	30.650	20.652	51.302	84.76	0.262	15:54:37.375
5 -	32.518	21.094	53.612	81.11	2.572	15:55:30.987
6 -	30.706	20.739	51.445	84.52	0.405	15:56:22.432
7 -	30.732	20.720	51.452	84.51	0.412	15:57:13.884
8 -	30.606	20.684	51.290 (3)	84.78	0.250	15:58:05.174
9 -	<b>30.602</b>	21.144	51.746	84.03	0.706	15:58:56.920
10 -	31.303	20.696	51.999	83.62	0.959	15:59:48.919
11 -	30.625	20.553	51.178 (2)	84.97	0.138	16:00:40.097
12 -	30.673	<b>20.367</b>	<b>51.040 (1)</b>	<b>85.19</b>		<b>16:01:31.137</b>
13 -	30.671	20.638	51.309	84.75	0.269	16:02:22.446
14 -	30.995	20.902	51.897	83.79	0.857	16:03:14.343

P4 51		Emma JARMAN		Kawasaki - RDRacing & EDIAsia		
IDEAL LAP TIME : 51.284		BEST LAP TIME : 51.284		DIFFERENCE : 0.000		
LAP	SECTOR 1	SECTOR 2	LAP TIME	MPH	DIFF	TIME OF DAY
1 -		20.875	57.193	76.03	5.909	15:52:02.893
2 -	30.949	20.771	51.720	84.07	0.436	15:52:54.613
3 -	31.106	20.698	51.804	83.94	0.520	15:53:46.417

Weather / Track : Cloudy / Dry

Brands Hatch Indy  
Circuit Length = 1.2079 miles  
Start: 15:51 Flag 16:03 End: 16:04

# BMCRC - MRO Championships 2015 - Rnd 9 @ Brands Hatch Indy

## Thunderbike Sport

### RACE 5 - SECTOR ANALYSIS

SECTOR 1 = FL to I1, SECTOR 2 = I1 to FL, DIFF = Difference To Personal Best Lap

4 -	<b>30.773</b>	<b>20.511</b>	<b>51.284 (1)</b>	<b>84.79</b>			<b>15:54:37.701</b>
5 -	32.002	20.772	52.774	82.40	1.490		15:55:30.475
6 -	31.006	20.812	51.818	83.92	0.534		15:56:22.293
7 -	30.774	20.610	51.384 (2)	84.62	0.100		15:57:13.677
8 -	31.478	21.158	52.636	82.61	1.352		15:58:06.313
9 -	30.936	20.688	51.624 (3)	84.23	0.340		15:58:57.937
10 -	31.384	21.557	52.941	82.14	1.657		15:59:50.878
11 -	31.937	20.975	52.912	82.18	1.628		16:00:43.790
12 -	31.331	20.878	52.209	83.29	0.925		16:01:35.999
13 -	31.903	21.117	53.020	82.01	1.736		16:02:29.019
14 -	32.005	21.139	53.144	81.82	1.860		16:03:22.163

P5	54	Adam JAMISON	Suzuki - AJ Racing
IDEAL LAP TIME : 52.106		BEST LAP TIME : 52.335	DIFFERENCE : 0.229

LAP	SECTOR 1	SECTOR 2	LAP TIME	MPH	DIFF	TIME OF DAY
1 -		<b>20.971</b>	57.569	75.53	5.234	15:52:03.269
2 -	<b>31.135</b>	21.200	<b>52.335 (1)</b>	<b>83.09</b>		<b>15:52:55.604</b>
3 -	31.424	21.291	52.715	82.49	0.380	15:53:48.319
4 -	31.168	21.186	52.354 (2)	83.06	0.019	15:54:40.673
5 -	31.565	21.555	53.120	81.86	0.785	15:55:33.793
6 -	31.425	21.257	52.682 (3)	82.54	0.347	15:56:26.475
7 -	31.713	21.231	52.944	82.13	0.609	15:57:19.419
8 -	31.888	21.182	53.070	81.94	0.735	15:58:12.489
9 -	31.785	21.610	53.395	81.44	1.060	15:59:05.884
10 -	31.809	21.216	53.025	82.01	0.690	15:59:58.909
11 -	32.108	21.206	53.314	81.56	0.979	16:00:52.223
12 -	31.513	21.498	53.011	82.03	0.676	16:01:45.234
13 -	31.601	21.279	52.880	82.23	0.545	16:02:38.114
14 -	31.690	21.344	53.034	81.99	0.699	16:03:31.148

P6	43	Colin WALKEY	Kawasaki - ELP Racing
IDEAL LAP TIME : 52.589		BEST LAP TIME : 52.740	DIFFERENCE : 0.151

LAP	SECTOR 1	SECTOR 2	LAP TIME	MPH	DIFF	TIME OF DAY
1 -		21.629	59.331	73.29	6.591	15:52:05.031
2 -	32.555	21.254	53.809	80.81	1.069	15:52:58.840
3 -	31.941	21.165	53.106	81.88	0.366	15:53:51.946
4 -	32.200	21.126	53.326	81.54	0.586	15:54:45.272
5 -	31.924	21.300	53.224	81.70	0.484	15:55:38.496
6 -	32.528	21.182	53.710	80.96	0.970	15:56:32.206
7 -	32.094	21.099	53.193	81.75	0.453	15:57:25.399
8 -	31.660	21.182	52.842 (2)	82.29	0.102	15:58:18.241
9 -	31.846	21.153	52.999	82.05	0.259	15:59:11.240
10 -	31.808	21.195	53.003	82.04	0.263	16:00:04.243
11 -	31.762	21.206	52.968	82.09	0.228	16:00:57.211
12 -	31.725	<b>21.015</b>	<b>52.740 (1)</b>	<b>82.45</b>		<b>16:01:49.951</b>
13 -	<b>31.574</b>	22.285	53.859	80.74	1.119	16:02:43.810
14 -	31.757	21.194	52.951 (3)	82.12	0.211	16:03:36.761

P7	21	Alan WATSON	Kawasaki - Watson Racing
IDEAL LAP TIME : 53.312		BEST LAP TIME : 53.330	DIFFERENCE : 0.018

LAP	SECTOR 1	SECTOR 2	LAP TIME	MPH	DIFF	TIME OF DAY
1 -		21.974	1:01.000	71.28	7.670	15:52:06.700
2 -	32.720	21.480	54.200	80.23	0.870	15:53:00.900
3 -	32.010	21.383	53.393 (2)	81.44	0.063	15:53:54.293
4 -	32.056	<b>21.337</b>	53.393 (2)	81.44	0.063	15:54:47.686
5 -	<b>31.975</b>	21.355	<b>53.330 (1)</b>	<b>81.54</b>		<b>15:55:41.016</b>
6 -	32.802	21.564	54.366	79.98	1.036	15:56:35.382
7 -	32.450	21.466	53.916	80.65	0.586	15:57:29.298
8 -	32.085	21.622	53.707	80.96	0.377	15:58:23.005
9 -	31.998	21.580	53.578	81.16	0.248	15:59:16.583
10 -	32.375	21.626	54.001	80.52	0.671	16:00:10.584
11 -	32.374	21.644	54.018	80.50	0.688	16:01:04.602

Weather / Track : Cloudy / Dry

Brands Hatch Indy  
Circuit Length = 1.2079 miles  
Start: 15:51 Flag 16:03 End: 16:04

# BMCRC - MRO Championships 2015 - Rnd 9 @ Brands Hatch Indy

## Thunderbike Sport

### RACE 5 - SECTOR ANALYSIS

SECTOR 1 = FL to I1, SECTOR 2 = I1 to FL, DIFF = Difference To Personal Best Lap

12 -	32.637	21.575	54.212	80.21	0.882	16:01:58.814
13 -	32.356	21.541	53.897	80.68	0.567	16:02:52.711
14 -	32.660	22.168	54.828	79.31	1.498	16:03:47.539

P8 97 R		Jake PACKHAM		Suzuki -		
IDEAL LAP TIME : 53.427		BEST LAP TIME : 53.433		DIFFERENCE : 0.006		
LAP	SECTOR 1	SECTOR 2	LAP TIME	MPH	DIFF	TIME OF DAY
1 -		22.015	1:00.804	71.51	7.371	15:52:06.504
2 -	32.672	21.708	54.380	79.96	0.947	15:53:00.884
3 -	32.640	21.547	54.187	80.25	0.754	15:53:55.071
4 -	32.494	21.575	54.069	80.42	0.636	15:54:49.140
5 -	32.265	21.637	53.902	80.67	0.469	15:55:43.042
6 -	32.646	21.492	54.138	80.32	0.705	15:56:37.180
7 -	32.708	21.554	54.262	80.14	0.829	15:57:31.442
8 -	32.243	<b>21.439</b>	53.682 (2)	81.00	0.249	15:58:25.124
9 -	32.477	21.668	54.145	80.31	0.712	15:59:19.269
10 -	32.329	21.486	53.815 (3)	80.80	0.382	16:00:13.084
<b>11 -</b>	<b>31.988</b>	21.445	<b>53.433 (1)</b>	<b>81.38</b>		<b>16:01:06.517</b>
12 -	32.727	21.491	54.218	80.20	0.785	16:02:00.735
13 -	32.967	21.694	54.661	79.55	1.228	16:02:55.396
14 -	32.115	22.067	54.182	80.25	0.749	16:03:49.578

P9 27		Wes SMITH		Kawasaki -		
IDEAL LAP TIME : 53.626		BEST LAP TIME : 53.633		DIFFERENCE : 0.007		
LAP	SECTOR 1	SECTOR 2	LAP TIME	MPH	DIFF	TIME OF DAY
1 -		21.671	1:01.547	70.65	7.914	15:52:07.247
2 -	32.507	21.649	54.156	80.29	0.523	15:53:01.403
3 -	32.474	21.932	54.406	79.92	0.773	15:53:55.809
4 -	32.348	21.759	54.107	80.37	0.474	15:54:49.916
5 -	32.460	21.830	54.290	80.09	0.657	15:55:44.206
6 -	32.515	21.997	54.512	79.77	0.879	15:56:38.718
7 -	32.292	21.666	53.958	80.59	0.325	15:57:32.676
8 -	32.502	21.743	54.245	80.16	0.612	15:58:26.921
9 -	32.398	21.600	53.998	80.53	0.365	15:59:20.919
<b>10 -</b>	<b>32.052</b>	21.581	<b>53.633 (1)</b>	<b>81.08</b>		<b>16:00:14.552</b>
11 -	32.384	21.665	54.049	80.45	0.416	16:01:08.601
12 -	32.375	21.637	54.012	80.51	0.379	16:02:02.613
13 -	32.188	<b>21.574</b>	53.762 (2)	80.88	0.129	16:02:56.375
14 -	32.142	21.721	53.863 (3)	80.73	0.230	16:03:50.238

P10 94		Oliver READ		Suzuki - Cavetit		
IDEAL LAP TIME : 53.065		BEST LAP TIME : 53.185		DIFFERENCE : 0.120		
LAP	SECTOR 1	SECTOR 2	LAP TIME	MPH	DIFF	TIME OF DAY
1 -		22.262	1:02.694	69.36	9.509	15:52:08.394
2 -	33.032	21.777	54.809	79.34	1.624	15:53:03.203
3 -	32.658	22.035	54.693	79.50	1.508	15:53:57.896
4 -	33.371	21.956	55.327	78.59	2.142	15:54:53.223
5 -	32.716	21.613	54.329	80.04	1.144	15:55:47.552
6 -	32.177	21.738	53.915	80.65	0.730	15:56:41.467
7 -	32.175	21.673	53.848	80.75	0.663	15:57:35.315
8 -	32.094	21.259	53.353 (3)	81.50	0.168	15:58:28.668
9 -	32.014	21.479	53.493	81.29	0.308	15:59:22.161
10 -	<b>31.973</b>	21.307	53.280 (2)	81.61	0.095	16:00:15.441
11 -	32.108	21.382	53.490	81.29	0.305	16:01:08.931
12 -	32.617	21.618	54.235	80.18	1.050	16:02:03.166
13 -	32.504	21.408	53.912	80.66	0.727	16:02:57.078
<b>14 -</b>	32.093	<b>21.092</b>	<b>53.185 (1)</b>	<b>81.76</b>		<b>16:03:50.263</b>

Weather / Track : Cloudy / Dry

Brands Hatch Indy  
Circuit Length = 1.2079 miles  
Start: 15:51 Flag 16:03 End: 16:04

# BMCRC - MRO Championships 2015 - Rnd 9 @ Brands Hatch Indy

## Thunderbike Sport

### RACE 5 - SECTOR ANALYSIS

SECTOR 1 = FL to I1, SECTOR 2 = I1 to FL, DIFF = Difference To Personal Best Lap

P11 131		Emma SELWAY		Suzuki -		
IDEAL LAP TIME : 53.463		BEST LAP TIME : 53.520		DIFFERENCE : 0.057		
LAP	SECTOR 1	SECTOR 2	LAP TIME	MPH	DIFF	TIME OF DAY
1 -		22.047	1:02.347	69.74	8.827	15:52:08.047
2 -	33.084	21.509	54.593	79.65	1.073	15:53:02.640
3 -	32.947	21.527	54.474	79.82	0.954	15:53:57.114
4 -	32.655	21.491	54.146	80.31	0.626	15:54:51.260
5 -	32.782	21.609	54.391	79.95	0.871	15:55:45.651
6 -	32.662	21.705	54.367	79.98	0.847	15:56:40.018
7 -	32.365	21.462	53.827	80.78	0.307	15:57:33.845
8 -	32.530	21.399	53.929	80.63	0.409	15:58:27.774
9 -	32.303	21.402	53.705 (2)	80.97	0.185	15:59:21.479
10 -	<b>32.257</b>	21.263	<b>53.520 (1)</b>	<b>81.25</b>		<b>16:00:14.999</b>
11 -	32.313	21.439	53.752 (3)	80.90	0.232	16:01:08.751
12 -	32.600	21.389	53.989	80.54	0.469	16:02:02.740
13 -	32.715	<b>21.206</b>	53.921	80.64	0.401	16:02:56.661
14 -	32.816	21.270	54.086	80.40	0.566	16:03:50.747

P12 81		Malvern MAY		Ducati -		
IDEAL LAP TIME : 53.772		BEST LAP TIME : 54.082		DIFFERENCE : 0.310		
LAP	SECTOR 1	SECTOR 2	LAP TIME	MPH	DIFF	TIME OF DAY
1 -		22.166	1:03.200	68.80	9.118	15:52:08.900
2 -	33.668	21.680	55.348	78.56	1.266	15:53:04.248
3 -	32.975	21.903	54.878	79.24	0.796	15:53:59.126
4 -	33.423	21.823	55.246	78.71	1.164	15:54:54.372
5 -	33.100	21.738	54.838	79.29	0.756	15:55:49.210
6 -	33.004	<b>21.391</b>	54.395	79.94	0.313	15:56:43.605
7 -	33.145	21.531	54.676	79.53	0.594	15:57:38.281
8 -	32.676	21.538	54.214 (2)	80.21	0.132	15:58:32.495
9 -	32.970	21.577	54.547	79.72	0.465	15:59:27.042
10 -	32.648	21.582	54.230 (3)	80.18	0.148	16:00:21.272
11 -	32.926	21.647	54.573	79.68	0.491	16:01:15.845
12 -	<b>32.381</b>	21.701	<b>54.082 (1)</b>	<b>80.40</b>		<b>16:02:09.927</b>
13 -	32.917	21.584	54.501	79.78	0.419	16:03:04.428
14 -	33.188	22.069	55.257	78.69	1.175	16:03:59.685

P13 19		Stephen SWEETMAN		Suzuki -		
IDEAL LAP TIME : 54.099		BEST LAP TIME : 54.220		DIFFERENCE : 0.121		
LAP	SECTOR 1	SECTOR 2	LAP TIME	MPH	DIFF	TIME OF DAY
1 -		22.616	1:03.671	68.29	9.451	15:52:09.371
2 -	33.764	21.904	55.668	78.11	1.448	15:53:05.039
3 -	33.255	21.728	54.983	79.08	0.763	15:54:00.022
4 -	33.274	21.774	55.048	78.99	0.828	15:54:55.070
5 -	32.870	21.753	54.623	79.61	0.403	15:55:49.693
6 -	32.978	21.727	54.705	79.49	0.485	15:56:44.398
7 -	33.062	21.755	54.817	79.32	0.597	15:57:39.215
8 -	32.604	21.616	<b>54.220 (1)</b>	<b>80.20</b>		<b>15:58:33.435</b>
9 -	32.792	<b>21.570</b>	54.362	79.99	0.142	15:59:27.797
10 -	32.652	21.690	54.342 (3)	80.02	0.122	16:00:22.139
11 -	32.772	21.778	54.550	79.71	0.330	16:01:16.689
12 -	<b>32.529</b>	21.767	54.296 (2)	80.09	0.076	16:02:10.985
13 -	33.522	21.827	55.349	78.56	1.129	16:03:06.334
14 -	32.632	21.791	54.423	79.90	0.203	16:04:00.757

P14 195		Robert CADIZ		Suzuki -		
IDEAL LAP TIME : 53.301		BEST LAP TIME : 53.301		DIFFERENCE : 0.000		
LAP	SECTOR 1	SECTOR 2	LAP TIME	MPH	DIFF	TIME OF DAY
1 -		22.978	1:04.898	67.00	11.597	15:52:10.598
2 -	33.792	22.871	56.663	76.74	3.362	15:53:07.261
3 -	33.281	22.296	55.577	78.24	2.276	15:54:02.838

Weather / Track : Cloudy / Dry

Brands Hatch Indy  
Circuit Length = 1.2079 miles  
Start: 15:51 Flag 16:03 End: 16:04



# BMCRC - MRO Championships 2015 - Rnd 9 @ Brands Hatch Indy

## Thunderbike Sport

### RACE 5 - SECTOR ANALYSIS

SECTOR 1 = FL to I1, SECTOR 2 = I1 to FL, DIFF = Difference To Personal Best Lap

4 -	33.222	22.071	55.293	78.64	1.992	15:54:58.131
5 -	32.997	21.935	54.932	79.16	1.631	15:55:53.063
6 -	34.096	21.863	55.959	77.71	2.658	15:56:49.022
7 -	32.459	22.138	54.597	79.64	1.296	15:57:43.619
8 -	32.716	21.831	54.547	79.72	1.246	15:58:38.166
9 -	32.254	21.784	54.038	80.47	0.737	15:59:32.204
10 -	32.118	21.616	53.734 (3)	80.92	0.433	16:00:25.938
11 -	32.055	21.640	53.695 (2)	80.98	0.394	16:01:19.633
<b>12 -</b>	<b>31.818</b>	<b>21.483</b>	<b>53.301 (1)</b>	<b>81.58</b>		<b>16:02:12.934</b>
13 -	31.835	22.096	53.931	80.63	0.630	16:03:06.865
14 -	32.258	21.941	54.199	80.23	0.898	16:04:01.064

P15	22	Dave HARVIEK	Kawasaki - SW Roofing Group			
IDEAL LAP TIME : 54.011		BEST LAP TIME : 54.120	DIFFERENCE : 0.109			

LAP	SECTOR 1	SECTOR 2	LAP TIME	MPH	DIFF	TIME OF DAY
1 -		21.900	1:02.162	69.95	8.042	15:52:07.862
2 -	33.024	21.765	54.789	79.37	0.669	15:53:02.651
3 -	33.066	22.114	55.180	78.80	1.060	15:53:57.831
4 -	34.255	21.885	56.140	77.45	2.020	15:54:53.971
5 -	32.755	22.042	54.797	79.35	0.677	15:55:48.768
<b>6 -</b>	<b>32.308</b>	21.812	<b>54.120 (1)</b>	<b>80.35</b>		<b>15:56:42.888</b>
7 -	32.870	21.948	54.818	79.32	0.698	15:57:37.706
8 -	32.427	22.000	54.427 (3)	79.89	0.307	15:58:32.133
9 -	32.933	22.042	54.975	79.10	0.855	15:59:27.108
10 -	33.402	22.336	55.738	78.01	1.618	16:00:22.846
11 -	32.688	21.919	54.607	79.63	0.487	16:01:17.453
12 -	32.592	<b>21.703</b>	54.295 (2)	80.09	0.175	16:02:11.748
13 -	32.860	22.678	55.538	78.29	1.418	16:03:07.286
14 -	32.520	22.018	54.538	79.73	0.418	16:04:01.824

P16	169	Robert MILES	Suzuki - The Bike Shop Long Eaton			
IDEAL LAP TIME : 54.254		BEST LAP TIME : 54.283	DIFFERENCE : 0.029			

LAP	SECTOR 1	SECTOR 2	LAP TIME	MPH	DIFF	TIME OF DAY
1 -		23.085	1:04.601	67.31	10.318	15:52:10.301
2 -	33.895	22.332	56.227	77.34	1.944	15:53:06.528
3 -	33.292	22.039	55.331	78.59	1.048	15:54:01.859
4 -	33.261	21.940	55.201	78.77	0.918	15:54:57.060
5 -	33.231	21.780	55.011	79.04	0.728	15:55:52.071
6 -	33.167	21.889	55.056	78.98	0.773	15:56:47.127
7 -	33.398	21.755	55.153	78.84	0.870	15:57:42.280
8 -	32.877	<b>21.693</b>	54.570 (2)	79.68	0.287	15:58:36.850
9 -	32.990	21.939	54.929	79.16	0.646	15:59:31.779
10 -	33.093	21.777	54.870	79.25	0.587	16:00:26.649
<b>11 -</b>	<b>32.581</b>	21.702	<b>54.283 (1)</b>	<b>80.10</b>		<b>16:01:20.932</b>
12 -	32.763	21.937	54.700	79.49	0.417	16:02:15.632
13 -	32.948	21.719	54.667 (3)	79.54	0.384	16:03:10.299
14 -	<b>32.561</b>	22.140	54.701	79.49	0.418	16:04:05.000

P17	3	Marcus NEWALL	Suzuki - Mum & Dad			
IDEAL LAP TIME : 54.413		BEST LAP TIME : 54.927	DIFFERENCE : 0.514			

LAP	SECTOR 1	SECTOR 2	LAP TIME	MPH	DIFF	TIME OF DAY
1 -		22.710	1:04.740	67.16	9.813	15:52:10.440
2 -	34.362	21.872	56.234	77.33	1.307	15:53:06.674
3 -	33.624	22.046	55.670	78.11	0.743	15:54:02.344
4 -	33.490	21.948	55.438	78.44	0.511	15:54:57.782
5 -	33.938	<b>21.478</b>	55.416	78.47	0.489	15:55:53.198
6 -	33.409	21.545	54.954 (2)	79.13	0.027	15:56:48.152
7 -	33.023	22.048	55.071	78.96	0.144	15:57:43.223
8 -	33.240	21.773	55.013 (3)	79.04	0.086	15:58:38.236
9 -	33.812	21.662	55.474	78.38	0.547	15:59:33.710
<b>10 -</b>	<b>33.159</b>	21.768	<b>54.927 (1)</b>	<b>79.17</b>		<b>16:00:28.637</b>
11 -	<b>32.935</b>	22.137	55.072	78.96	0.145	16:01:23.709

Weather / Track : Cloudy / Dry

Brands Hatch Indy  
Circuit Length = 1.2079 miles  
Start: 15:51 Flag 16:03 End: 16:04

# BMCRC - MRO Championships 2015 - Rnd 9 @ Brands Hatch Indy

## Thunderbike Sport

### RACE 5 - SECTOR ANALYSIS

SECTOR 1 = FL to I1, SECTOR 2 = I1 to FL, DIFF = Difference To Personal Best Lap

12 -	33.164	21.882	55.046	78.99	0.119	16:02:18.755
13 -	33.422	21.966	55.388	78.51	0.461	16:03:14.143

<b>P18 14</b>		<b>Doug EDMONDSON</b>		Yamaha - Wave Racing Developments			
IDEAL LAP TIME : 54.689		BEST LAP TIME : 54.775		DIFFERENCE : 0.086			
LAP	SECTOR 1	SECTOR 2	LAP TIME	MPH	DIFF	TIME OF DAY	
1 -		22.792	1:04.318	67.61	9.543	15:52:10.018	
2 -	33.635	22.414	56.049	77.58	1.274	15:53:06.067	
3 -	33.091	22.300	55.391	78.50	0.616	15:54:01.458	
4 -	32.862	22.274	55.136 (3)	78.87	0.361	15:54:56.594	
5 -	32.907	22.423	55.330	78.59	0.555	15:55:51.924	
6 -	32.798	22.469	55.267	78.68	0.492	15:56:47.191	
7 -	33.635	22.222	55.857	77.85	1.082	15:57:43.048	
8 -	32.897	<b>22.149</b>	55.046 (2)	78.99	0.271	15:58:38.094	
9 -	33.666	22.337	56.003	77.64	1.228	15:59:34.097	
10 -	33.140	22.476	55.616	78.18	0.841	16:00:29.713	
11 -	<b>32.540</b>	22.235	<b>54.775 (1)</b>	<b>79.39</b>		<b>16:01:24.488</b>	
12 -	33.116	22.372	55.488	78.37	0.713	16:02:19.976	
13 -	32.962	23.177	56.139	77.46	1.364	16:03:16.115	

<b>P19 10</b>		<b>Bradley ROBINSON</b>		Suzuki -			
IDEAL LAP TIME : 54.713		BEST LAP TIME : 54.990		DIFFERENCE : 0.277			
LAP	SECTOR 1	SECTOR 2	LAP TIME	MPH	DIFF	TIME OF DAY	
1 -		22.496	1:04.416	67.50	9.426	15:52:10.116	
2 -	33.618	22.486	56.104	77.50	1.114	15:53:06.220	
3 -	33.062	22.239	55.301	78.63	0.311	15:54:01.521	
4 -	33.104	22.103	55.207	78.76	0.217	15:54:56.728	
5 -	32.960	22.316	55.276	78.67	0.286	15:55:52.004	
6 -	33.441	22.213	55.654	78.13	0.664	15:56:47.658	
7 -	33.437	<b>21.943</b>	55.380	78.52	0.390	15:57:43.038	
8 -	33.009	21.981	<b>54.990 (1)</b>	<b>79.07</b>		<b>15:58:38.028</b>	
9 -	33.088	22.051	55.139 (3)	78.86	0.149	15:59:33.167	
10 -	<b>32.770</b>	22.312	55.082 (2)	78.94	0.092	16:00:28.249	
11 -	33.153	22.527	55.680	78.09	0.690	16:01:23.929	
12 -	33.478	22.315	55.793	77.94	0.803	16:02:19.722	
13 -	34.604	22.451	57.055	76.21	2.065	16:03:16.777	

<b>P20 45</b>		<b>Peter MOORE</b>		Yamaha - Curphs Cuttings			
IDEAL LAP TIME : 55.035		BEST LAP TIME : 55.162		DIFFERENCE : 0.127			
LAP	SECTOR 1	SECTOR 2	LAP TIME	MPH	DIFF	TIME OF DAY	
1 -		23.393	1:06.011	65.87	10.849	15:52:11.711	
2 -	34.375	22.323	56.698	76.69	1.536	15:53:08.409	
3 -	33.647	22.237	55.884	77.81	0.722	15:54:04.293	
4 -	33.207	22.430	55.637	78.16	0.475	15:54:59.930	
5 -	33.745	22.391	56.136	77.46	0.974	15:55:56.066	
6 -	33.074	22.457	55.531	78.30	0.369	15:56:51.597	
7 -	32.932	22.614	55.546	78.28	0.384	15:57:47.143	
8 -	<b>32.856</b>	22.378	55.234 (2)	78.73	0.072	15:58:42.377	
9 -	33.372	22.357	55.729	78.03	0.567	15:59:38.106	
10 -	32.865	22.297	<b>55.162 (1)</b>	<b>78.83</b>		<b>16:00:33.268</b>	
11 -	33.174	<b>22.179</b>	55.353 (3)	78.56	0.191	16:01:28.621	
12 -	33.082	22.956	56.038	77.60	0.876	16:02:24.659	
13 -	33.742	22.612	56.354	77.16	1.192	16:03:21.013	

<b>P21 63</b>		<b>Daniel HARDY</b>		Kawasaki - Susan Beddall Holistic Training			
IDEAL LAP TIME : 55.407		BEST LAP TIME : 55.602		DIFFERENCE : 0.195			
LAP	SECTOR 1	SECTOR 2	LAP TIME	MPH	DIFF	TIME OF DAY	
1 -		23.066	1:05.296	66.59	9.694	15:52:10.996	
2 -	34.158	22.406	56.564	76.87	0.962	15:53:07.560	
3 -	33.715	22.165	55.880 (3)	77.82	0.278	15:54:03.440	

Weather / Track : Cloudy / Dry

Brands Hatch Indy  
Circuit Length = 1.2079 miles  
Start: 15:51 Flag 16:03 End: 16:04

# BMCRC - MRO Championships 2015 - Rnd 9 @ Brands Hatch Indy

## Thunderbike Sport

### RACE 5 - SECTOR ANALYSIS

SECTOR 1 = FL to I1, SECTOR 2 = I1 to FL, DIFF = Difference To Personal Best Lap

4 -	33.584	22.297	55.881	77.81	0.279	15:54:59.321
5 -	34.791	22.345	57.136	76.10	1.534	15:55:56.457
6 -	33.598	22.283	55.881	77.81	0.279	15:56:52.338
7 -	34.173	22.849	57.022	76.26	1.420	15:57:49.360
8 -	34.009	22.515	56.524	76.93	0.922	15:58:45.884
9 -	34.478	22.456	56.934	76.37	1.332	15:59:42.818
10 -	33.643	22.343	55.986	77.67	0.384	16:00:38.804
11 -	33.542	22.245	55.787 (2)	77.95	0.185	16:01:34.591
12 -	33.871	<b>22.054</b>	55.925	77.75	0.323	16:02:30.516
13 -	<b>33.353</b>	22.249	<b>55.602 (1)</b>	<b>78.20</b>		<b>16:03:26.118</b>

P22 58 Steve YOUNG		Kawasaki - Cadmatic				
IDEAL LAP TIME : 56.623		BEST LAP TIME : 56.657		DIFFERENCE : 0.034		
LAP	SECTOR 1	SECTOR 2	LAP TIME	MPH	DIFF	TIME OF DAY
1 -		23.094	1:06.052	65.83	9.395	15:52:11.752
2 -	35.139	23.201	58.340	74.53	1.683	15:53:10.092
3 -	34.330	23.177	57.507	75.61	0.850	15:54:07.599
4 -	34.602	22.745	57.347	75.82	0.690	15:55:04.946
5 -	34.322	<b>22.722</b>	57.044	76.23	0.387	15:56:01.990
6 -	35.004	22.991	57.995	74.98	1.338	15:56:59.985
7 -	34.039	22.725	56.764 (2)	76.60	0.107	15:57:56.749
8 -	34.235	22.797	57.032 (3)	76.24	0.375	15:58:53.781
9 -	35.172	22.726	57.898	75.10	1.241	15:59:51.679
10 -	34.524	22.908	57.432	75.71	0.775	16:00:49.111
11 -	34.564	22.960	57.524	75.59	0.867	16:01:46.635
12 -	34.508	23.108	57.616	75.47	0.959	16:02:44.251
13 -	<b>33.901</b>	22.756	<b>56.657 (1)</b>	<b>76.75</b>		<b>16:03:40.908</b>

P23 50 R Alex SIMMONS		Suzuki - Westcountry Windings				
IDEAL LAP TIME : 56.782		BEST LAP TIME : 56.792		DIFFERENCE : 0.010		
LAP	SECTOR 1	SECTOR 2	LAP TIME	MPH	DIFF	TIME OF DAY
1 -		23.852	1:08.170	63.79	11.378	15:52:13.870
2 -	35.477	23.512	58.989	73.71	2.197	15:53:12.859
3 -	34.583	23.050	57.633	75.45	0.841	15:54:10.492
4 -	34.580	<b>22.850</b>	57.430	75.72	0.638	15:55:07.922
5 -	34.425	22.981	57.406 (3)	75.75	0.614	15:56:05.328
6 -	34.389	24.040	58.429	74.42	1.637	15:57:03.757
7 -	<b>33.932</b>	22.860	<b>56.792 (1)</b>	<b>76.57</b>		<b>15:58:00.549</b>
8 -	34.198	23.122	57.320 (2)	75.86	0.528	15:58:57.869
9 -	34.513	25.348	59.861	72.64	3.069	15:59:57.730
10 -	34.892	23.241	58.133	74.80	1.341	16:00:55.863
11 -	34.629	23.590	58.219	74.69	1.427	16:01:54.082
12 -	34.554	23.438	57.992	74.98	1.200	16:02:52.074
13 -	34.484	23.481	57.965	75.02	1.173	16:03:50.039

P24 85 Andrew KITE		Ducati - Finology Limited				
IDEAL LAP TIME : 57.847		BEST LAP TIME : 58.060		DIFFERENCE : 0.213		
LAP	SECTOR 1	SECTOR 2	LAP TIME	MPH	DIFF	TIME OF DAY
1 -		23.387	1:07.448	64.47	9.388	15:52:13.148
2 -	36.344	23.342	59.686	72.85	1.626	15:53:12.834
3 -	36.454	23.146	59.600	72.96	1.540	15:54:12.434
4 -	36.045	22.782	58.827	73.92	0.767	15:55:11.261
5 -	35.453	22.751	58.204 (3)	74.71	0.144	15:56:09.465
6 -	36.052	22.608	58.660	74.13	0.600	15:57:08.125
7 -	36.476	23.107	59.583	72.98	1.523	15:58:07.708
8 -	<b>35.281</b>	23.103	58.384	74.48	0.324	15:59:06.092
9 -	35.613	<b>22.566</b>	58.179 (2)	74.74	0.119	16:00:04.271
10 -	35.631	23.003	58.634	74.16	0.574	16:01:02.905
11 -	36.438	22.819	59.257	73.38	1.197	16:02:02.162
12 -	35.301	22.759	<b>58.060 (1)</b>	<b>74.89</b>		<b>16:03:00.222</b>
13 -	35.344	23.110	58.454	74.39	0.394	16:03:58.676

Weather / Track : Cloudy / Dry

Brands Hatch Indy  
Circuit Length = 1.2079 miles  
Start: 15:51 Flag 16:03 End: 16:04

# BMCRC - MRO Championships 2015 - Rnd 9 @ Brands Hatch Indy

## Thunderbike Sport

### RACE 5 - SECTOR ANALYSIS

SECTOR 1 = FL to I1, SECTOR 2 = I1 to FL, DIFF = Difference To Personal Best Lap

<b>P25 130 R Fraser GRINSTEAD</b>		Suzuki - TRAPDOOR RACING				
IDEAL LAP TIME : 1:04.510		BEST LAP TIME : 1:04.636		DIFFERENCE : 0.126		
LAP	SECTOR 1	SECTOR 2	LAP TIME	MPH	DIFF	TIME OF DAY
1 -		25.701	1:13.889	58.85	9.253	15:52:19.589
2 -	<b>39.156</b>	25.480	<b>1:04.636 (1)</b>	<b>67.27</b>		<b>15:53:24.225</b>
3 -	39.439	26.577	1:06.016	65.87	1.380	15:54:30.241
4 -	40.368	25.842	1:06.210	65.67	1.574	15:55:36.451
5 -	39.906	25.811	1:05.717	66.17	1.081	15:56:42.168
6 -	39.158	26.398	1:05.556	66.33	0.920	15:57:47.724
7 -	39.192	25.648	1:04.840 (2)	67.06	0.204	15:58:52.564
8 -	39.241	25.643	1:04.884	67.02	0.248	15:59:57.448
9 -	39.486	25.598	1:05.084	66.81	0.448	16:01:02.532
10 -	39.754	<b>25.354</b>	1:05.108	66.79	0.472	16:02:07.640
11 -	39.418	25.437	1:04.855 (3)	67.05	0.219	16:03:12.495
12 -	39.269	26.244	1:05.513	66.37	0.877	16:04:18.008

<b>P26 87 Tristan REVELL</b>		Suzuki - Bears repairs				
IDEAL LAP TIME : 53.263		BEST LAP TIME : 53.550		DIFFERENCE : 0.287		
LAP	SECTOR 1	SECTOR 2	LAP TIME	MPH	DIFF	TIME OF DAY
1 -		21.740	59.350	73.26	5.800	15:52:05.050
2 -	32.318	21.619	53.937	80.62	0.387	15:52:58.987
3 -	32.120	21.430	<b>53.550 (1)</b>	<b>81.20</b>		<b>15:53:52.537</b>
4 -	32.420	21.771	54.191	80.24	0.641	15:54:46.728
5 -	32.280	21.624	53.904	80.67	0.354	15:55:40.632
6 -	32.398	21.760	54.158	80.29	0.608	15:56:34.790
7 -	32.724	21.888	54.612	79.62	1.062	15:57:29.402
8 -	32.185	21.647	53.832	80.78	0.282	15:58:23.234
9 -	<b>31.905</b>	21.727	53.632 (2)	81.08	0.082	15:59:16.866
10 -	32.234	21.779	54.013	80.51	0.463	16:00:10.879
11 -	33.025	21.631	54.656	79.56	1.106	16:01:05.535
12 -	32.394	<b>21.358</b>	53.752 (3)	80.90	0.202	16:01:59.287
13 -	31.991	21.885	53.876	80.71	0.326	16:02:53.163

<b>P27 69 Wesley PEARCE</b>		Suzuki -				
IDEAL LAP TIME : 54.857		BEST LAP TIME : 54.896		DIFFERENCE : 0.039		
LAP	SECTOR 1	SECTOR 2	LAP TIME	MPH	DIFF	TIME OF DAY
1 -		22.719	1:03.748	68.21	8.852	15:52:09.448
2 -	33.824	22.570	56.394	77.11	1.498	15:53:05.842
3 -	34.468	22.119	56.587	76.84	1.691	15:54:02.429
4 -	33.423	22.244	55.667	78.11	0.771	15:54:58.096
5 -	<b>32.946</b>	21.950	<b>54.896 (1)</b>	<b>79.21</b>		<b>15:55:52.992</b>
6 -	46.229	24.228	1:10.457	61.71	15.561	15:57:03.449
7 -	33.313	22.204	55.517	78.32	0.621	15:57:58.966
8 -	32.990	22.199	55.189 (3)	78.79	0.293	15:58:54.155
9 -	34.246	22.065	56.311	77.22	1.415	15:59:50.466
10 -	32.987	<b>21.911</b>	54.898 (2)	79.21	0.002	16:00:45.364
11 -	33.009	22.291	55.300	78.63	0.404	16:01:40.664

<b>P28 143 R Harrison DAY</b>		Suzuki -				
IDEAL LAP TIME :		BEST LAP TIME : 1:00.250		DIFFERENCE :		
LAP	SECTOR 1	SECTOR 2	LAP TIME	MPH	DIFF	TIME OF DAY
1 -		<b>21.575</b>	<b>1:00.250 (1)</b>	<b>72.17</b>		<b>15:52:05.950</b>

# BMCRC - MRO Championships 2015 - Rnd 9 @ Brands Hatch Indy

## Thunderbike Sport

### RACE 5 - BEST SECTORS

SECTOR 1			SECTOR 2			IDEAL / BEST COMPARISON						
POS	NO	NAME	TIME	NO	NAME	TIME	POS	NO	NAME	IDEAL	BEST	DIFF
									<b>PERFECT LAP</b>	<b>50.845</b>		
1	111	FOLKES	<b>30.478</b>	124	BUTLER	<b>20.367</b>	1	124	BUTLER	50.969	51.040	0.071
2	777	WILLIAMS	<b>30.600</b>	51	JARMAN	<b>20.511</b>	2	111	FOLKES	51.068	51.334	0.266
3	124	BUTLER	<b>30.602</b>	111	FOLKES	<b>20.590</b>	3	777	WILLIAMS	51.229	51.407	0.178
4	51	JARMAN	<b>30.773</b>	777	WILLIAMS	<b>20.629</b>	4	51	JARMAN	51.284	51.284	0.000
5	54	JAMISON	<b>31.135</b>	54	JAMISON	<b>20.971</b>	5	54	JAMISON	52.106	52.335	0.229
6	43	WALKEY	<b>31.574</b>	43	WALKEY	<b>21.015</b>	6	43	WALKEY	52.589	52.740	0.151
7	195	CADIZ	<b>31.818</b>	94	READ	<b>21.092</b>	7	94	READ	53.065	53.185	0.120
8	87	REVELL	<b>31.905</b>	131	SELWAY	<b>21.206</b>	8	87	REVELL	53.263	53.550	0.287
9	94	READ	<b>31.973</b>	21	WATSON	<b>21.337</b>	9	195	CADIZ	53.301	53.301	0.000
10	21	WATSON	<b>31.975</b>	87	REVELL	<b>21.358</b>	10	21	WATSON	53.312	53.330	0.018
11	97	PACKHAM	<b>31.988</b>	81	MAY	<b>21.391</b>	11	97	PACKHAM	53.427	53.433	0.006
12	27	SMITH	<b>32.052</b>	97	PACKHAM	<b>21.439</b>	12	131	SELWAY	53.463	53.520	0.057
13	131	SELWAY	<b>32.257</b>	3	NEWALL	<b>21.478</b>	13	27	SMITH	53.626	53.633	0.007
14	22	HARVIEK	<b>32.308</b>	195	CADIZ	<b>21.483</b>	14	81	MAY	53.772	54.082	0.310
15	81	MAY	<b>32.381</b>	19	SWEETMAN	<b>21.570</b>	15	22	HARVIEK	54.011	54.120	0.109
16	19	SWEETMAN	<b>32.529</b>	27	SMITH	<b>21.574</b>	16	19	SWEETMAN	54.099	54.220	0.121
17	14	EDMONDSON	<b>32.540</b>	143	DAY	<b>21.575</b>	17	169	MILES	54.254	54.283	0.029
18	169	MILES	<b>32.561</b>	169	MILES	<b>21.693</b>	18	3	NEWALL	54.413	54.927	0.514
19	10	ROBINSON	<b>32.770</b>	22	HARVIEK	<b>21.703</b>	19	14	EDMONDSON	54.689	54.775	0.086
20	45	MOORE	<b>32.856</b>	69	PEARCE	<b>21.911</b>	20	10	ROBINSON	54.713	54.990	0.277
21	3	NEWALL	<b>32.935</b>	10	ROBINSON	<b>21.943</b>	21	69	PEARCE	54.857	54.896	0.039
22	69	PEARCE	<b>32.946</b>	63	HARDY	<b>22.054</b>	22	45	MOORE	55.035	55.162	0.127
23	63	HARDY	<b>33.353</b>	14	EDMONDSON	<b>22.149</b>	23	63	HARDY	55.407	55.602	0.195
24	58	YOUNG	<b>33.901</b>	45	MOORE	<b>22.179</b>	24	58	YOUNG	56.623	56.657	0.034
25	50	SIMMONS	<b>33.932</b>	85	KITE	<b>22.566</b>	25	50	SIMMONS	56.782	56.792	0.010
26	85	KITE	<b>35.281</b>	58	YOUNG	<b>22.722</b>	26	85	KITE	57.847	58.060	0.213
27	130	GRINSTEAD	<b>39.156</b>	50	SIMMONS	<b>22.850</b>	27	130	GRINSTEAD	1:04.510	1:04.636	0.126
28				130	GRINSTEAD	<b>25.354</b>	28	143	DAY		1:00.250	

Weather / Track : Cloudy / Dry

Results can be found at [www.tsl-timing.com](http://www.tsl-timing.com)

Brands Hatch Indy  
 Circuit Length = 1.2079 miles  
 Start: 15:51 Flag 16:03 End: 16:04

Printed - 16:05 Saturday, 03 October 2015

# BMCRC - MRO Championships 2015 - Rnd 9 @ Brands Hatch Indy

## Thunderbike Sport

### RACE 6 - CLASSIFICATION



POS	NO	CL	PIC NAME	ENTRY	LAPS	TIME	GAP	DIFF	MPH	BEST	ON
1	124		1 Kurtis BUTLER	Suzuki - PGVM / 3vk	12	10:26.676			83.26	51.533	4
2	777		2 Mason WILLIAMS	Suzuki - Steve Jordan Motorcycles	12	10:27.021	0.345	0.345	83.22	51.346	10
3	54		3 Adam JAMISON	Suzuki - AJ Racing	12	10:35.773	9.097	8.752	82.07	52.044	7
4	51		4 Emma JARMAN	Kawasaki - RDRacing & EDIAsia	12	10:35.937	9.261	0.164	82.05	52.107	3
5	43		5 Colin WALKEY	Kawasaki - ELP Racing	12	10:42.699	16.023	6.762	81.19	52.817	3
6	97	R	1 Jake PACKHAM	Suzuki -	12	10:49.232	22.556	6.533	80.37	53.022	12
7	94		6 Oliver READ	Suzuki - Cavefit	12	10:49.296	22.620	0.064	80.36	52.675	12
8	131		7 Emma SELWAY	Suzuki -	12	10:50.039	23.363	0.743	80.27	53.185	6
9	21		8 Alan WATSON	Kawasaki - Watson Racing	12	10:56.744	30.068	6.705	79.45	53.631	6
10	27		9 Wes SMITH	Kawasaki -	12	11:01.547	34.871	4.803	78.88	53.988	8
11	19		10 Stephen SWEETMAN	Suzuki -	12	11:01.844	35.168	0.297	78.84	54.163	11
12	195		11 Robert CADIZ	Suzuki -	12	11:02.169	35.493	0.325	78.80	53.514	7
13	169		12 Robert MILES	Suzuki - The Bike Shop Long Eaton	12	11:08.472	41.796	6.303	78.06	54.311	4
14	3		13 Marcus NEWALL	Suzuki - Mum & Dad	12	11:08.576	41.900	0.104	78.05	54.762	5
15	14		14 Doug EDMONDSON	Yamaha - Wave Racing Developments	12	11:08.850	42.174	0.274	78.01	54.468	5
16	10		15 Bradley ROBINSON	Suzuki -	12	11:09.109	42.433	0.259	77.98	54.502	4
17	63		16 Daniel HARDY	Kawasaki - Susan Beddall Holistic Training	12	11:11.885	45.209	2.776	77.66	54.811	5
18	143	R	2 Harrison DAY	Suzuki -	12	11:12.149	45.473	0.264	77.63	54.832	7
19	87*		17 Tristan REVELL	Suzuki - Bears repairs	12	11:30.799	1:04.123	18.650	75.54	54.572	5
20	58		18 Steve YOUNG	Kawasaki - Cadmatic	11	10:37.444	1 Lap	1 Lap	75.04	56.566	5
21	50	R	3 Alex SIMMONS	Suzuki - Westcountry Windings	11	10:37.839	1 Lap	0.395	74.99	56.671	2
22	85		19 Andrew KITE	Ducati - Finology Limited	11	10:46.062	1 Lap	8.223	74.04	57.298	11
23	130	R	4 Fraser GRINSTEAD	Suzuki - TRAPDOOR RACING	10	10:38.147	2 Laps	1 Lap	68.14	1:01.919	2

NOT CLASSIFIED

DNF	111		Ryan FOLKES	Suzuki -	9	7:51.834	3 Laps	1 Lap	82.94	51.556	4
-----	-----	--	-------------	----------	---	----------	--------	-------	-------	--------	---

FASTEST LAP

	777		Mason WILLIAMS	Suzuki - Steve Jordan Motorcycles	10	51.346			84.69 mph	136.29 kph	
	97	R	Jake PACKHAM	Suzuki -	12	53.022			82.01 mph	131.99 kph	

\* No. 87 - 10 second penalty - jump start  
 Class - 90% of Race Speed = 74.93 mph  
 Class R - 90% of Race Speed = 72.33 mph

Weather / Track : Cloudy / Dry

These results are provisional until the conclusion of any judicial and technical matters.

Brands Hatch Indy

Circuit Length = 1.2079 miles

Start: 12:28 Flag 12:39 End: 12:40

Clerk Of Course :	Timekeeper :
-------------------	--------------

Results can be found at [www.tsl-timing.com](http://www.tsl-timing.com)

Printed - 14:25 Sunday, 04 October 2015





# BMCRC - MRO Championships 2015 - Rnd 9 @ Brands Hatch Indy

## Thunderbike Sport

### RACE 6 - SECTOR ANALYSIS

SECTOR 1 = FL to I1, SECTOR 2 = I1 to FL, DIFF = Difference To Personal Best Lap

P1 124		Kurtis BUTLER		Suzuki - PGVM / 3vk			
IDEAL LAP TIME : 51.198		BEST LAP TIME : 51.533		DIFFERENCE : 0.335			
LAP	SECTOR 1	SECTOR 2	LAP TIME	MPH	DIFF	TIME OF DAY	
1 -		21.096	56.866	76.46	5.333	12:29:37.861	
2 -	30.861	20.885	51.746	84.03	0.213	12:30:29.607	
3 -	<b>30.544</b>	21.055	51.599	84.27	0.066	12:31:21.206	
4 -	30.879	<b>20.654</b>	<b>51.533 (1)</b>	<b>84.38</b>		<b>12:32:12.739</b>	
5 -	31.142	20.818	51.960	83.69	0.427	12:33:04.699	
6 -	30.696	21.074	51.770	83.99	0.237	12:33:56.469	
7 -	30.768	20.932	51.700	84.11	0.167	12:34:48.169	
8 -	30.772	20.823	51.595 (3)	84.28	0.062	12:35:39.764	
9 -	30.763	21.036	51.799	83.95	0.266	12:36:31.563	
10 -	31.118	20.900	52.018	83.59	0.485	12:37:23.581	
11 -	31.609	20.904	52.513	82.81	0.980	12:38:16.094	
12 -	30.909	20.668	51.577 (2)	84.31	0.044	12:39:07.671	

P2 777		Mason WILLIAMS		Suzuki - Steve Jordan Motorcycles			
IDEAL LAP TIME : 51.316		BEST LAP TIME : 51.346		DIFFERENCE : 0.030			
LAP	SECTOR 1	SECTOR 2	LAP TIME	MPH	DIFF	TIME OF DAY	
1 -		20.973	57.380	75.78	6.034	12:29:38.375	
2 -	30.958	20.831	51.789	83.96	0.443	12:30:30.164	
3 -	30.733	20.691	51.424 (2)	84.56	0.078	12:31:21.588	
4 -	30.822	20.673	51.495 (3)	84.44	0.149	12:32:13.083	
5 -	30.940	20.920	51.860	83.85	0.514	12:33:04.943	
6 -	31.267	20.830	52.097	83.47	0.751	12:33:57.040	
7 -	30.924	<b>20.611</b>	51.535	84.38	0.189	12:34:48.575	
8 -	30.971	20.640	51.611	84.25	0.265	12:35:40.186	
9 -	31.030	21.127	52.157	83.37	0.811	12:36:32.343	
10 -	<b>30.705</b>	20.641	<b>51.346 (1)</b>	<b>84.69</b>		<b>12:37:23.689</b>	
11 -	31.458	21.021	52.479	82.86	1.133	12:38:16.168	
12 -	31.168	20.680	51.848	83.87	0.502	12:39:08.016	

P3 54		Adam JAMISON		Suzuki - AJ Racing			
IDEAL LAP TIME : 52.017		BEST LAP TIME : 52.044		DIFFERENCE : 0.027			
LAP	SECTOR 1	SECTOR 2	LAP TIME	MPH	DIFF	TIME OF DAY	
1 -		21.205	58.023	74.94	5.979	12:29:39.018	
2 -	31.269	20.961	52.230 (3)	83.25	0.186	12:30:31.248	
3 -	31.408	20.998	52.406	82.97	0.362	12:31:23.654	
4 -	31.166	21.024	52.190 (2)	83.32	0.146	12:32:15.844	
5 -	31.358	<b>20.918</b>	52.276	83.18	0.232	12:33:08.120	
6 -	31.360	21.308	52.668	82.56	0.624	12:34:00.788	
7 -	<b>31.099</b>	20.945	<b>52.044 (1)</b>	<b>83.55</b>		<b>12:34:52.832</b>	
8 -	31.392	21.279	52.671	82.56	0.627	12:35:45.503	
9 -	31.375	21.177	52.552	82.74	0.508	12:36:38.055	
10 -	31.455	21.439	52.894	82.21	0.850	12:37:30.949	
11 -	31.653	20.995	52.648	82.59	0.604	12:38:23.597	
12 -	31.501	21.670	53.171	81.78	1.127	12:39:16.768	

P4 51		Emma JARMAN		Kawasaki - RDRacing & EDIAsia			
IDEAL LAP TIME : 51.856		BEST LAP TIME : 52.107		DIFFERENCE : 0.251			
LAP	SECTOR 1	SECTOR 2	LAP TIME	MPH	DIFF	TIME OF DAY	
1 -		21.233	57.755	75.29	5.648	12:29:38.750	
2 -	31.233	20.959	52.192 (3)	83.31	0.085	12:30:30.942	
3 -	<b>31.025</b>	21.082	<b>52.107 (1)</b>	<b>83.45</b>		<b>12:31:23.049</b>	
4 -	31.331	20.994	52.325	83.10	0.218	12:32:15.374	
5 -	31.121	21.069	52.190 (2)	83.32	0.083	12:33:07.564	
6 -	31.312	21.547	52.859	82.26	0.752	12:34:00.423	
7 -	31.229	21.071	52.300	83.14	0.193	12:34:52.723	
8 -	31.376	21.068	52.444	82.91	0.337	12:35:45.167	
9 -	31.588	21.201	52.789	82.37	0.682	12:36:37.956	

Weather / Track : Cloudy / Dry

Brands Hatch Indy  
Circuit Length = 1.2079 miles  
Start: 12:28 Flag 12:39 End: 12:40



# BMCRC - MRO Championships 2015 - Rnd 9 @ Brands Hatch Indy

## Thunderbike Sport

### RACE 6 - SECTOR ANALYSIS

SECTOR 1 = FL to I1, SECTOR 2 = I1 to FL, DIFF = Difference To Personal Best Lap

10 -	31.890	21.458	53.348	81.51	1.241	12:37:31.304
11 -	31.618	<b>20.831</b>	52.449	82.91	0.342	12:38:23.753
12 -	31.257	21.922	53.179	81.77	1.072	12:39:16.932

P5 43		Colin WALKEY		Kawasaki - ELP Racing		
IDEAL LAP TIME : 52.706		BEST LAP TIME : 52.817		DIFFERENCE : 0.111		
LAP	SECTOR 1	SECTOR 2	LAP TIME	MPH	DIFF	TIME OF DAY
1 -		21.204	58.488	74.34	5.671	12:29:39.483
2 -	31.853	21.088	52.941 (3)	82.14	0.124	12:30:32.424
3 -	31.819	<b>20.998</b>	<b>52.817 (1)</b>	<b>82.33</b>		<b>12:31:25.241</b>
4 -	<b>31.708</b>	21.180	52.888 (2)	82.22	0.071	12:32:18.129
5 -	31.736	21.318	53.054	81.96	0.237	12:33:11.183
6 -	31.792	21.273	53.065	81.94	0.248	12:34:04.248
7 -	31.953	21.325	53.278	81.62	0.461	12:34:57.526
8 -	31.886	21.261	53.147	81.82	0.330	12:35:50.673
9 -	31.843	21.253	53.096	81.90	0.279	12:36:43.769
10 -	31.964	21.329	53.293	81.59	0.476	12:37:37.062
11 -	32.096	21.230	53.326	81.54	0.509	12:38:30.388
12 -	32.080	21.226	53.306	81.57	0.489	12:39:23.694

P6 97 R		Jake PACKHAM		Suzuki -		
IDEAL LAP TIME : 52.974		BEST LAP TIME : 53.022		DIFFERENCE : 0.048		
LAP	SECTOR 1	SECTOR 2	LAP TIME	MPH	DIFF	TIME OF DAY
1 -		21.948	1:00.145	72.30	7.123	12:29:41.140
2 -	32.517	21.584	54.101	80.37	1.079	12:30:35.241
3 -	32.291	21.205	53.496	81.28	0.474	12:31:28.737
4 -	32.285	21.368	53.653	81.05	0.631	12:32:22.390
5 -	32.319	21.424	53.743	80.91	0.721	12:33:16.133
6 -	32.061	21.702	53.763	80.88	0.741	12:34:09.896
7 -	<b>31.878</b>	21.648	53.526	81.24	0.504	12:35:03.422
8 -	31.951	21.235	53.186 (2)	81.76	0.164	12:35:56.608
9 -	32.111	21.240	53.351 (3)	81.50	0.329	12:36:49.959
10 -	32.032	21.372	53.404	81.42	0.382	12:37:43.363
11 -	32.479	21.363	53.842	80.76	0.820	12:38:37.205
12 -	31.926	<b>21.096</b>	<b>53.022 (1)</b>	<b>82.01</b>		<b>12:39:30.227</b>

P7 94		Oliver READ		Suzuki - Cavefit		
IDEAL LAP TIME : 52.675		BEST LAP TIME : 52.675		DIFFERENCE : 0.000		
LAP	SECTOR 1	SECTOR 2	LAP TIME	MPH	DIFF	TIME OF DAY
1 -		21.680	59.687	72.85	7.012	12:29:40.682
2 -	32.359	21.537	53.896	80.68	1.221	12:30:34.578
3 -	32.204	21.307	53.511	81.26	0.836	12:31:28.089
4 -	32.320	21.498	53.818	80.80	1.143	12:32:21.907
5 -	32.249	21.559	53.808	80.81	1.133	12:33:15.715
6 -	32.341	21.662	54.003	80.52	1.328	12:34:09.718
7 -	32.195	21.929	54.124	80.34	1.449	12:35:03.842
8 -	31.877	21.191	53.068 (2)	81.94	0.393	12:35:56.910
9 -	32.166	21.054	53.220 (3)	81.70	0.545	12:36:50.130
10 -	32.164	21.192	53.356	81.50	0.681	12:37:43.486
11 -	32.897	21.233	54.130	80.33	1.455	12:38:37.616
12 -	<b>31.876</b>	<b>20.799</b>	<b>52.675 (1)</b>	<b>82.55</b>		<b>12:39:30.291</b>

P8 131		Emma SELWAY		Suzuki -		
IDEAL LAP TIME : 52.849		BEST LAP TIME : 53.185		DIFFERENCE : 0.336		
LAP	SECTOR 1	SECTOR 2	LAP TIME	MPH	DIFF	TIME OF DAY
1 -		21.884	1:00.885	71.42	7.700	12:29:41.880
2 -	32.630	21.374	54.004	80.52	0.819	12:30:35.884
3 -	32.426	21.318	53.744	80.91	0.559	12:31:29.628
4 -	32.762	21.350	54.112	80.36	0.927	12:32:23.740
5 -	32.118	21.281	53.399	81.43	0.214	12:33:17.139

Weather / Track : Cloudy / Dry

Brands Hatch Indy  
Circuit Length = 1.2079 miles  
Start: 12:28 Flag 12:39 End: 12:40

# BMCRC - MRO Championships 2015 - Rnd 9 @ Brands Hatch Indy

## Thunderbike Sport

### RACE 6 - SECTOR ANALYSIS

SECTOR 1 = FL to I1, SECTOR 2 = I1 to FL, DIFF = Difference To Personal Best Lap

6 -	<b>31.960</b>	21.225	<b>53.185 (1)</b>	<b>81.76</b>			<b>12:34:10.324</b>
7 -	32.040	21.743	53.783	80.85	0.598		12:35:04.107
8 -	32.074	21.200	53.274 (3)	81.62	0.089		12:35:57.381
9 -	32.045	21.159	53.204 (2)	81.73	0.019		12:36:50.585
10 -	32.263	21.115	53.378	81.46	0.193		12:37:43.963
11 -	32.898	<b>20.889</b>	53.787	80.84	0.602		12:38:37.750
12 -	32.207	21.077	53.284	81.61	0.099		12:39:31.034

P9 21 Alan WATSON		Kawasaki - Watson Racing					
IDEAL LAP TIME : 53.631		BEST LAP TIME : 53.631		DIFFERENCE : 0.000			
LAP	SECTOR 1	SECTOR 2	LAP TIME	MPH	DIFF	TIME OF DAY	
1 -		21.859	59.698	72.84	6.067	12:29:40.693	
2 -	32.706	21.678	54.384	79.96	0.753	12:30:35.077	
3 -	32.947	21.581	54.528	79.74	0.897	12:31:29.605	
4 -	32.539	21.612	54.151	80.30	0.520	12:32:23.756	
5 -	32.299	21.828	54.127 (3)	80.34	0.496	12:33:17.883	
6 -	<b>32.069</b>	<b>21.562</b>	<b>53.631 (1)</b>	<b>81.08</b>		<b>12:34:11.514</b>	
7 -	32.473	21.725	54.198	80.23	0.567	12:35:05.712	
8 -	32.930	21.753	54.683	79.52	1.052	12:36:00.395	
9 -	32.696	21.689	54.385	79.95	0.754	12:36:54.780	
10 -	32.450	21.657	54.107 (2)	80.37	0.476	12:37:48.887	
11 -	32.565	21.823	54.388	79.95	0.757	12:38:43.275	
12 -	32.509	21.955	54.464	79.84	0.833	12:39:37.739	

P10 27 Wes SMITH		Kawasaki -					
IDEAL LAP TIME : 53.752		BEST LAP TIME : 53.988		DIFFERENCE : 0.236			
LAP	SECTOR 1	SECTOR 2	LAP TIME	MPH	DIFF	TIME OF DAY	
1 -		21.937	1:01.574	70.62	7.586	12:29:42.569	
2 -	33.065	22.191	55.256	78.69	1.268	12:30:37.825	
3 -	34.819	21.627	56.446	77.04	2.458	12:31:34.271	
4 -	<b>32.229</b>	21.763	53.992 (2)	80.54	0.004	12:32:28.263	
5 -	32.741	<b>21.523</b>	54.264	80.13	0.276	12:33:22.527	
6 -	32.925	21.602	54.527	79.75	0.539	12:34:17.054	
7 -	32.533	21.580	54.113	80.36	0.125	12:35:11.167	
8 -	32.248	21.740	<b>53.988 (1)</b>	<b>80.54</b>		<b>12:36:05.155</b>	
9 -	32.611	21.735	54.346	80.01	0.358	12:36:59.501	
10 -	32.825	22.100	54.925	79.17	0.937	12:37:54.426	
11 -	32.285	21.719	54.004 (3)	80.52	0.016	12:38:48.430	
12 -	32.422	21.690	54.112	80.36	0.124	12:39:42.542	

P11 19 Stephen SWEETMAN		Suzuki -					
IDEAL LAP TIME : 54.163		BEST LAP TIME : 54.163		DIFFERENCE : 0.000			
LAP	SECTOR 1	SECTOR 2	LAP TIME	MPH	DIFF	TIME OF DAY	
1 -		22.381	1:01.657	70.52	7.494	12:29:42.652	
2 -	33.294	21.644	54.938	79.15	0.775	12:30:37.590	
3 -	33.163	21.757	54.920	79.18	0.757	12:31:32.510	
4 -	32.928	21.810	54.738	79.44	0.575	12:32:27.248	
5 -	32.719	21.853	54.572	79.68	0.409	12:33:21.820	
6 -	32.929	21.739	54.668	79.54	0.505	12:34:16.488	
7 -	32.718	21.602	54.320 (2)	80.05	0.157	12:35:10.808	
8 -	32.823	21.828	54.651	79.57	0.488	12:36:05.459	
9 -	32.809	21.700	54.509	79.77	0.346	12:36:59.968	
10 -	32.658	21.697	54.355	80.00	0.192	12:37:54.323	
11 -	<b>32.616</b>	<b>21.547</b>	<b>54.163 (1)</b>	<b>80.28</b>		<b>12:38:48.486</b>	
12 -	32.726	21.627	54.353 (3)	80.00	0.190	12:39:42.839	

P12 195 Robert CADIZ		Suzuki -					
IDEAL LAP TIME : 53.514		BEST LAP TIME : 53.514		DIFFERENCE : 0.000			
LAP	SECTOR 1	SECTOR 2	LAP TIME	MPH	DIFF	TIME OF DAY	
1 -		22.201	1:02.759	69.28	9.245	12:29:43.754	

Weather / Track : Cloudy / Dry

Brands Hatch Indy  
Circuit Length = 1.2079 miles  
Start: 12:28 Flag 12:39 End: 12:40

# BMCRC - MRO Championships 2015 - Rnd 9 @ Brands Hatch Indy

## Thunderbike Sport

### RACE 6 - SECTOR ANALYSIS

SECTOR 1 = FL to I1, SECTOR 2 = I1 to FL, DIFF = Difference To Personal Best Lap

2 -	32.924	22.110	55.034	79.01	1.520	12:30:38.788
3 -	33.215	21.602	54.817	79.32	1.303	12:31:33.605
4 -	32.404	21.966	54.370	79.98	0.856	12:32:27.975
5 -	32.676	21.837	54.513	79.77	0.999	12:33:22.488
6 -	33.761	21.791	55.552	78.27	2.038	12:34:18.040
7 -	<b>32.000</b>	<b>21.514</b>	<b>53.514 (1)</b>	<b>81.26</b>		<b>12:35:11.554</b>
8 -	32.249	22.263	54.512	79.77	0.998	12:36:06.066
9 -	32.335	22.022	54.357	80.00	0.843	12:37:00.423
10 -	32.522	21.965	54.487	79.80	0.973	12:37:54.910
11 -	32.242	21.823	54.065 (2)	80.43	0.551	12:38:48.975
12 -	32.448	21.741	54.189 (3)	80.24	0.675	12:39:43.164

<b>P13 169</b>	<b>Robert MILES</b>	Suzuki - The Bike Shop Long Eaton				
IDEAL LAP TIME : 54.311	BEST LAP TIME : 54.311	DIFFERENCE : 0.000				

LAP	SECTOR 1	SECTOR 2	LAP TIME	MPH	DIFF	TIME OF DAY
1 -		22.112	1:02.937	69.09	8.626	12:29:43.932
2 -	33.592	21.950	55.542	78.29	1.231	12:30:39.474
3 -	33.534	22.048	55.582	78.23	1.271	12:31:35.056
4 -	<b>32.500</b>	<b>21.811</b>	<b>54.311 (1)</b>	<b>80.06</b>		<b>12:32:29.367</b>
5 -	32.895	21.900	54.795 (2)	79.36	0.484	12:33:24.162
6 -	33.026	21.853	54.879 (3)	79.23	0.568	12:34:19.041
7 -	32.836	22.178	55.014	79.04	0.703	12:35:14.055
8 -	33.013	22.061	55.074	78.95	0.763	12:36:09.129
9 -	33.054	21.898	54.952	79.13	0.641	12:37:04.081
10 -	33.117	21.816	54.933	79.16	0.622	12:37:59.014
11 -	33.147	22.065	55.212	78.76	0.901	12:38:54.226
12 -	33.091	22.150	55.241	78.72	0.930	12:39:49.467

<b>P14 3</b>	<b>Marcus NEWALL</b>	Suzuki - Mum & Dad				
IDEAL LAP TIME : 54.450	BEST LAP TIME : 54.762	DIFFERENCE : 0.312				

LAP	SECTOR 1	SECTOR 2	LAP TIME	MPH	DIFF	TIME OF DAY
1 -		22.611	1:02.233	69.87	7.471	12:29:43.228
2 -	34.052	21.835	55.887	77.81	1.125	12:30:39.115
3 -	33.699	21.713	55.412	78.47	0.650	12:31:34.527
4 -	33.404	21.698	55.102	78.91	0.340	12:32:29.629
5 -	33.078	21.684	<b>54.762 (1)</b>	<b>79.40</b>		<b>12:33:24.391</b>
6 -	33.173	21.743	54.916	79.18	0.154	12:34:19.307
7 -	<b>32.839</b>	21.980	54.819 (2)	79.32	0.057	12:35:14.126
8 -	33.111	22.028	55.139	78.86	0.377	12:36:09.265
9 -	33.104	21.803	54.907 (3)	79.19	0.145	12:37:04.172
10 -	33.337	<b>21.611</b>	54.948	79.14	0.186	12:37:59.120
11 -	33.395	21.776	55.171	78.82	0.409	12:38:54.291
12 -	33.124	22.156	55.280	78.66	0.518	12:39:49.571

<b>P15 14</b>	<b>Doug EDMONDSON</b>	Yamaha - Wave Racing Developments				
IDEAL LAP TIME : 54.462	BEST LAP TIME : 54.468	DIFFERENCE : 0.006				

LAP	SECTOR 1	SECTOR 2	LAP TIME	MPH	DIFF	TIME OF DAY
1 -		22.491	1:03.387	68.60	8.919	12:29:44.382
2 -	33.481	22.074	55.555	78.27	1.087	12:30:39.937
3 -	33.293	22.397	55.690	78.08	1.222	12:31:35.627
4 -	33.208	22.012	55.220	78.75	0.752	12:32:30.847
5 -	32.621	<b>21.847</b>	<b>54.468 (1)</b>	<b>79.83</b>		<b>12:33:25.315</b>
6 -	32.663	21.955	54.618 (2)	79.61	0.150	12:34:19.933
7 -	32.758	22.119	54.877	79.24	0.409	12:35:14.810
8 -	32.805	22.180	54.985	79.08	0.517	12:36:09.795
9 -	32.953	22.067	55.020	79.03	0.552	12:37:04.815
10 -	33.037	22.026	55.063	78.97	0.595	12:37:59.878
11 -	33.133	22.112	55.245	78.71	0.777	12:38:55.123
12 -	<b>32.615</b>	22.107	54.722 (3)	79.46	0.254	12:39:49.845

Weather / Track : Cloudy / Dry

Brands Hatch Indy  
Circuit Length = 1.2079 miles  
Start: 12:28 Flag 12:39 End: 12:40

# BMCRC - MRO Championships 2015 - Rnd 9 @ Brands Hatch Indy

## Thunderbike Sport

### RACE 6 - SECTOR ANALYSIS

SECTOR 1 = FL to I1, SECTOR 2 = I1 to FL, DIFF = Difference To Personal Best Lap

P16 10		Bradley ROBINSON		Suzuki -		
IDEAL LAP TIME : 54.395		BEST LAP TIME : 54.502		DIFFERENCE : 0.107		
LAP	SECTOR 1	SECTOR 2	LAP TIME	MPH	DIFF	TIME OF DAY
1 -		22.681	1:02.538	69.53	8.036	12:29:43.533
2 -	33.266	21.966	55.232	78.73	0.730	12:30:38.765
3 -	33.426	21.805	55.231	78.73	0.729	12:31:33.996
4 -	32.739	<b>21.763</b>	<b>54.502 (1)</b>	<b>79.78</b>		<b>12:32:28.498</b>
5 -	32.770	21.898	54.668 (3)	79.54	0.166	12:33:23.166
6 -	33.055	22.300	55.355	78.55	0.853	12:34:18.521
7 -	<b>32.632</b>	21.945	54.577 (2)	79.67	0.075	12:35:13.098
8 -	32.710	22.428	55.138	78.86	0.636	12:36:08.236
9 -	32.754	22.345	55.099	78.92	0.597	12:37:03.335
10 -	33.195	22.348	55.543	78.29	1.041	12:37:58.878
11 -	33.681	22.326	56.007	77.64	1.505	12:38:54.885
12 -	33.153	22.066	55.219	78.75	0.717	12:39:50.104

P17 63		Daniel HARDY		Kawasaki - Susan Beddall Holistic Training		
IDEAL LAP TIME : 54.589		BEST LAP TIME : 54.811		DIFFERENCE : 0.222		
LAP	SECTOR 1	SECTOR 2	LAP TIME	MPH	DIFF	TIME OF DAY
1 -		22.591	1:03.511	68.46	8.700	12:29:44.506
2 -	33.548	21.999	55.547	78.28	0.736	12:30:40.053
3 -	33.344	22.154	55.498	78.35	0.687	12:31:35.551
4 -	33.735	21.780	55.515	78.33	0.704	12:32:31.066
5 -	33.194	<b>21.617</b>	<b>54.811 (1)</b>	<b>79.33</b>		<b>12:33:25.877</b>
6 -	<b>32.972</b>	22.067	55.039 (2)	79.00	0.228	12:34:20.916
7 -	33.170	21.900	55.070 (3)	78.96	0.259	12:35:15.986
8 -	33.267	21.909	55.176	78.81	0.365	12:36:11.162
9 -	33.867	21.908	55.775	77.96	0.964	12:37:06.937
10 -	33.218	22.040	55.258	78.69	0.447	12:38:02.195
11 -	33.529	22.032	55.561	78.26	0.750	12:38:57.756
12 -	33.438	21.686	55.124	78.88	0.313	12:39:52.880

P18 143 R		Harrison DAY		Suzuki -		
IDEAL LAP TIME : 54.419		BEST LAP TIME : 54.832		DIFFERENCE : 0.413		
LAP	SECTOR 1	SECTOR 2	LAP TIME	MPH	DIFF	TIME OF DAY
1 -		22.425	1:04.130	67.80	9.298	12:29:45.125
2 -	33.645	22.023	55.668	78.11	0.836	12:30:40.793
3 -	33.346	21.902	55.248	78.71	0.416	12:31:36.041
4 -	33.281	22.297	55.578	78.24	0.746	12:32:31.619
5 -	33.004	21.851	54.855 (2)	79.27	0.023	12:33:26.474
6 -	33.171	22.066	55.237	78.72	0.405	12:34:21.711
7 -	<b>32.759</b>	22.073	<b>54.832 (1)</b>	<b>79.30</b>		<b>12:35:16.543</b>
8 -	33.029	21.994	55.023	79.03	0.191	12:36:11.566
9 -	33.814	21.930	55.744	78.01	0.912	12:37:07.310
10 -	33.430	21.823	55.253	78.70	0.421	12:38:02.563
11 -	33.560	22.011	55.571	78.25	0.739	12:38:58.134
12 -	33.350	<b>21.660</b>	55.010 (3)	79.05	0.178	12:39:53.144

P19 87		Tristan REVELL		Suzuki - Bears repairs		
IDEAL LAP TIME : 54.080		BEST LAP TIME : 54.572		DIFFERENCE : 0.492		
LAP	SECTOR 1	SECTOR 2	LAP TIME	MPH	DIFF	TIME OF DAY
1 -		22.323	1:02.261	69.84	7.689	12:29:43.256
2 -	33.003	<b>21.703</b>	54.706 (3)	79.49	0.134	12:30:37.962
3 -	33.204	22.019	55.223	78.74	0.651	12:31:33.185
4 -	32.461	22.201	54.662 (2)	79.55	0.090	12:32:27.847
5 -	<b>32.377</b>	22.195	<b>54.572 (1)</b>	<b>79.68</b>		<b>12:33:22.419</b>
6 -	35.991	28.536	1:04.527	67.39	9.955	12:34:26.946
7 -	34.885	22.470	57.355	75.81	2.783	12:35:24.301
8 -	33.706	22.433	56.139	77.46	1.567	12:36:20.440
9 -	32.922	22.236	55.158	78.83	0.586	12:37:15.598

Weather / Track : Cloudy / Dry

Brands Hatch Indy  
Circuit Length = 1.2079 miles  
Start: 12:28 Flag 12:39 End: 12:40

# BMCRC - MRO Championships 2015 - Rnd 9 @ Brands Hatch Indy

## Thunderbike Sport

### RACE 6 - SECTOR ANALYSIS

SECTOR 1 = FL to I1, SECTOR 2 = I1 to FL, DIFF = Difference To Personal Best Lap

10 -	33.103	22.071	55.174	78.81	0.602	12:38:10.772
11 -	33.502	21.945	55.447	78.42	0.875	12:39:06.219
12 -	33.192	22.383	55.575	78.24	1.003	12:40:01.794

P20 58		Steve YOUNG		Kawasaki - Cadmatic			
IDEAL LAP TIME : 56.540		BEST LAP TIME : 56.566		DIFFERENCE : 0.026			
LAP	SECTOR 1	SECTOR 2	LAP TIME	MPH	DIFF	TIME OF DAY	
1 -		22.892	1:04.759	67.14	8.193	12:29:45.754	
2 -	34.386	22.691	57.077 (3)	76.18	0.511	12:30:42.831	
3 -	34.805	22.780	57.585	75.51	1.019	12:31:40.416	
4 -	34.407	22.694	57.101	76.15	0.535	12:32:37.517	
5 -	<b>33.932</b>	22.634	<b>56.566 (1)</b>	<b>76.87</b>		<b>12:33:34.083</b>	
6 -	34.237	22.847	57.084	76.17	0.518	12:34:31.167	
7 -	34.469	22.740	57.209	76.01	0.643	12:35:28.376	
8 -	34.952	22.763	57.715	75.34	1.149	12:36:26.091	
9 -	34.033	<b>22.608</b>	56.641 (2)	76.77	0.075	12:37:22.732	
10 -	34.747	22.737	57.484	75.64	0.918	12:38:20.216	
11 -	34.629	23.594	58.223	74.68	1.657	12:39:18.439	

P21 50 R		Alex SIMMONS		Suzuki - Westcountry Windings			
IDEAL LAP TIME : 56.664		BEST LAP TIME : 56.671		DIFFERENCE : 0.007			
LAP	SECTOR 1	SECTOR 2	LAP TIME	MPH	DIFF	TIME OF DAY	
1 -		23.387	1:05.573	66.31	8.902	12:29:46.568	
2 -	33.994	<b>22.677</b>	<b>56.671 (1)</b>	<b>76.73</b>		<b>12:30:43.239</b>	
3 -	<b>33.987</b>	22.820	56.807 (2)	76.55	0.136	12:31:40.046	
4 -	34.035	23.420	57.455	75.68	0.784	12:32:37.501	
5 -	34.219	22.818	57.037 (3)	76.24	0.366	12:33:34.538	
6 -	34.041	23.080	57.121	76.12	0.450	12:34:31.659	
7 -	34.271	23.048	57.319	75.86	0.648	12:35:28.978	
8 -	34.021	23.165	57.186	76.04	0.515	12:36:26.164	
9 -	34.350	23.127	57.477	75.65	0.806	12:37:23.641	
10 -	34.601	22.695	57.296	75.89	0.625	12:38:20.937	
11 -	34.306	23.591	57.897	75.10	1.226	12:39:18.834	

P22 85		Andrew KITE		Ducati - Finology Limited			
IDEAL LAP TIME : 57.207		BEST LAP TIME : 57.298		DIFFERENCE : 0.091			
LAP	SECTOR 1	SECTOR 2	LAP TIME	MPH	DIFF	TIME OF DAY	
1 -		23.208	1:06.773	65.12	9.475	12:29:47.768	
2 -	35.390	22.623	58.013	74.95	0.715	12:30:45.781	
3 -	35.335	22.822	58.157	74.77	0.859	12:31:43.938	
4 -	35.561	22.416	57.977	75.00	0.679	12:32:41.915	
5 -	35.311	22.470	57.781 (3)	75.26	0.483	12:33:39.696	
6 -	35.199	22.772	57.971	75.01	0.673	12:34:37.667	
7 -	35.337	22.756	58.093	74.85	0.795	12:35:35.760	
8 -	<b>34.893</b>	22.885	57.778 (2)	75.26	0.480	12:36:33.538	
9 -	35.283	22.849	58.132	74.80	0.834	12:37:31.670	
10 -	35.200	22.889	58.089	74.86	0.791	12:38:29.759	
11 -	34.984	<b>22.314</b>	<b>57.298 (1)</b>	<b>75.89</b>		<b>12:39:27.057</b>	

P23 130 R		Fraser GRINSTEAD		Suzuki - TRAPDOOR RACING			
IDEAL LAP TIME : 1:01.852		BEST LAP TIME : 1:01.919		DIFFERENCE : 0.067			
LAP	SECTOR 1	SECTOR 2	LAP TIME	MPH	DIFF	TIME OF DAY	
1 -		24.648	1:10.847	61.37	8.928	12:29:51.842	
2 -	<b>37.373</b>	24.546	<b>1:01.919 (1)</b>	<b>70.23</b>		<b>12:30:53.761</b>	
3 -	37.749	24.544	1:02.293 (2)	69.80	0.374	12:31:56.054	
4 -	38.454	25.082	1:03.536	68.44	1.617	12:32:59.590	
5 -	38.195	<b>24.479</b>	1:02.674 (3)	69.38	0.755	12:34:02.264	
6 -	38.470	24.716	1:03.186	68.82	1.267	12:35:05.450	
7 -	38.144	25.312	1:03.456	68.52	1.537	12:36:08.906	
8 -	38.376	24.932	1:03.308	68.68	1.389	12:37:12.214	

Weather / Track : Cloudy / Dry

Brands Hatch Indy  
Circuit Length = 1.2079 miles  
Start: 12:28 Flag 12:39 End: 12:40

# BMCRC - MRO Championships 2015 - Rnd 9 @ Brands Hatch Indy

## Thunderbike Sport

### RACE 6 - SECTOR ANALYSIS

SECTOR 1 = FL to I1, SECTOR 2 = I1 to FL, DIFF = Difference To Personal Best Lap

9 -	38.491	25.027	1:03.518	68.46	1.599	12:38:15.732
10 -	38.238	25.172	1:03.410	68.57	1.491	12:39:19.142

<b>P24 111</b>	<b>Ryan FOLKES</b>	Suzuki -
IDEAL LAP TIME : 51.556	BEST LAP TIME : 51.556	DIFFERENCE : 0.000

LAP	SECTOR 1	SECTOR 2	LAP TIME	MPH	DIFF	TIME OF DAY
1 -		21.000	56.324	77.20	4.768	12:29:37.319
2 -	30.929	20.948	51.877	83.82	0.321	12:30:29.196
3 -	30.899	21.021	51.920	83.75	0.364	12:31:21.116
<b>4 -</b>	<b>30.802</b>	<b>20.754</b>	<b>51.556 (1)</b>	<b>84.34</b>		<b>12:32:12.672</b>
5 -	31.126	20.965	52.091	83.48	0.535	12:33:04.763
6 -	31.070	20.781	51.851	83.86	0.295	12:33:56.614
7 -	30.915	20.871	51.786 (3)	83.97	0.230	12:34:48.400
8 -	30.870	20.812	51.682 (2)	84.14	0.126	12:35:40.082
9 -	30.829	21.918	52.747	82.44	1.191	12:36:32.829

# BMCRC - MRO Championships 2015 - Rnd 9 @ Brands Hatch Indy

## Thunderbike Sport

### RACE 6 - BEST SECTORS

SECTOR 1			SECTOR 2			IDEAL / BEST COMPARISON						
POS	NO	NAME	TIME	NO	NAME	TIME	POS	NO	NAME	IDEAL	BEST	DIFF
									<b>PERFECT LAP</b>	<b>51.155</b>		
1	124	BUTLER	<b>30.544</b>	777	WILLIAMS	<b>20.611</b>	1	124	BUTLER	51.198	51.533	0.335
2	777	WILLIAMS	<b>30.705</b>	124	BUTLER	<b>20.654</b>	2	777	WILLIAMS	51.316	51.346	0.030
3	111	FOLKES	<b>30.802</b>	111	FOLKES	<b>20.754</b>	3	111	FOLKES	51.556	51.556	0.000
4	51	JARMAN	<b>31.025</b>	94	READ	<b>20.799</b>	4	51	JARMAN	51.856	52.107	0.251
5	54	JAMISON	<b>31.099</b>	51	JARMAN	<b>20.831</b>	5	54	JAMISON	52.017	52.044	0.027
6	43	WALKEY	<b>31.708</b>	131	SELWAY	<b>20.889</b>	6	94	READ	52.675	52.675	0.000
7	94	READ	<b>31.876</b>	54	JAMISON	<b>20.918</b>	7	43	WALKEY	52.706	52.817	0.111
8	97	PACKHAM	<b>31.878</b>	43	WALKEY	<b>20.998</b>	8	131	SELWAY	52.849	53.185	0.336
9	131	SELWAY	<b>31.960</b>	97	PACKHAM	<b>21.096</b>	9	97	PACKHAM	52.974	53.022	0.048
10	195	CADIZ	<b>32.000</b>	195	CADIZ	<b>21.514</b>	10	195	CADIZ	53.514	53.514	0.000
11	21	WATSON	<b>32.069</b>	27	SMITH	<b>21.523</b>	11	21	WATSON	53.631	53.631	0.000
12	27	SMITH	<b>32.229</b>	19	SWEETMAN	<b>21.547</b>	12	27	SMITH	53.752	53.988	0.236
13	87	REVELL	<b>32.377</b>	21	WATSON	<b>21.562</b>	13	87	REVELL	54.080	54.572	0.492
14	169	MILES	<b>32.500</b>	3	NEWALL	<b>21.611</b>	14	19	SWEETMAN	54.163	54.163	0.000
15	14	EDMONDSON	<b>32.615</b>	63	HARDY	<b>21.617</b>	15	169	MILES	54.311	54.311	0.000
16	19	SWEETMAN	<b>32.616</b>	143	DAY	<b>21.660</b>	16	10	ROBINSON	54.395	54.502	0.107
17	10	ROBINSON	<b>32.632</b>	87	REVELL	<b>21.703</b>	17	143	DAY	54.419	54.832	0.413
18	143	DAY	<b>32.759</b>	10	ROBINSON	<b>21.763</b>	18	3	NEWALL	54.450	54.762	0.312
19	3	NEWALL	<b>32.839</b>	169	MILES	<b>21.811</b>	19	14	EDMONDSON	54.462	54.468	0.006
20	63	HARDY	<b>32.972</b>	14	EDMONDSON	<b>21.847</b>	20	63	HARDY	54.589	54.811	0.222
21	58	YOUNG	<b>33.932</b>	85	KITE	<b>22.314</b>	21	58	YOUNG	56.540	56.566	0.026
22	50	SIMMONS	<b>33.987</b>	58	YOUNG	<b>22.608</b>	22	50	SIMMONS	56.664	56.671	0.007
23	85	KITE	<b>34.893</b>	50	SIMMONS	<b>22.677</b>	23	85	KITE	57.207	57.298	0.091
24	130	GRINSTEAD	<b>37.373</b>	130	GRINSTEAD	<b>24.479</b>	24	130	GRINSTEAD	1:01.852	1:01.919	0.067

Weather / Track : Cloudy / Dry

Results can be found at [www.tsl-timing.com](http://www.tsl-timing.com)

Brands Hatch Indy  
 Circuit Length = 1.2079 miles  
 Start: 12:28 Flag 12:39 End: 12:40

Printed - 12:40 Sunday, 04 October 2015

# BMCRC - MRO Championships 2015 - Rnd 9 @ Brands Hatch Indy



## Thunderbike Sport

### RACE 14 - CLASSIFICATION

POS	NO	CL	PIC NAME	ENTRY	LAPS	TIME	GAP	DIFF	MPH	BEST	ON
1	51		1 Emma JARMAN	Kawasaki - RDRacing & EDIAsia	9	7:52.642			82.80	51.381	5
2	124		2 Kurtis BUTLER	Suzuki - PGVM / 3vk	9	7:52.977	0.335	0.335	82.74	51.217	5
3	54		3 Adam JAMISON	Suzuki - AJ Racing	9	8:02.420	9.778	9.443	81.12	52.286	3
4	111		4 Ryan FOLKES	Suzuki -	9	8:03.468	10.826	1.048	80.95	51.879	5
5	94		5 Oliver READ	Suzuki - Cavefit	9	8:05.023	12.381	1.555	80.69	52.323	9
6	43		6 Colin WALKEY	Kawasaki - ELP Racing	9	8:05.695	13.053	0.672	80.58	52.792	5
7	97	R	1 Jake PACKHAM	Suzuki -	9	8:14.215	21.573	8.520	79.19	52.852	6
8	131		7 Emma SELWAY	Suzuki -	9	8:14.588	21.946	0.373	79.13	53.568	3
9	27		8 Wes SMITH	Kawasaki -	9	8:19.184	26.542	4.596	78.40	54.043	2
10	19		9 Stephen SWEETMAN	Suzuki -	9	8:20.016	27.374	0.832	78.27	54.390	9
11	87		10 Tristan REVELL	Suzuki - Bears repairs	9	8:20.522	27.880	0.506	78.19	54.162	7
12	195		11 Robert CADIZ	Suzuki -	9	8:20.823	28.181	0.301	78.14	54.215	7
13	21		12 Alan WATSON	Kawasaki - Watson Racing	9	8:20.889	28.247	0.066	78.13	53.973	7
14	3		13 Marcus NEWALL	Suzuki - Mum & Dad	9	8:20.952	28.310	0.063	78.12	54.435	7
15	10		14 Bradley ROBINSON	Suzuki -	9	8:23.016	30.374	2.064	77.80	54.492	2
16	81		15 Malvern MAY	Ducati -	9	8:24.247	31.605	1.231	77.61	54.404	6
17	143	R	2 Harrison DAY	Suzuki -	9	8:25.132	32.490	0.885	77.47	54.549	7
18	63		16 Daniel HARDY	Kawasaki - Susan Beddall Holistic Training	9	8:33.824	41.182	8.692	76.16	55.691	8
19	50	R	3 Alex SIMMONS	Suzuki - Westcountry Windings	9	8:36.367	43.725	2.543	75.79	55.489	3
20	85		17 Andrew KITE	Ducati - Finology Limited	8	7:56.314	1 Lap	1 Lap	73.03	57.712	8
21	130	R	4 Fraser GRINSTEAD	Suzuki - TRAPDOOR RACING	8	8:33.879	1 Lap	37.565	67.69	1:02.308	2

#### NOT CLASSIFIED

DNF	777		Mason WILLIAMS	Suzuki - Steve Jordan Motorcycles	9	7:54.500	1.858	0.000	82.48	51.341	5
DNF	169		Robert MILES	Suzuki - The Bike Shop Long Eaton	9	8:23.941	31.299	29.441	77.66	54.346	6
DNF	58		Steve YOUNG	Kawasaki - Cadmatic	8	7:50.646	1 Lap	1 Lap	73.91	56.892	3

#### FASTEST LAP

124			Kurtis BUTLER	Suzuki - PGVM / 3vk	5	51.217			84.90 mph	136.64 kph
97	R		Jake PACKHAM	Suzuki -	6	52.852			82.27 mph	132.41 kph

Class - 90% of Race Speed = 74.52 mph  
 Class R - 90% of Race Speed = 71.27 mph

Brands Hatch Indy  
 Circuit Length = 1.2079 miles  
 Start: 15:56 Flag 16:04 End: 16:06

Weather / Track : Cloudy / Dry

These results are provisional until the conclusion of any judicial and technical matters.

Clerk Of Course :	Timekeeper :
-------------------	--------------

Results can be found at [www.tsl-timing.com](http://www.tsl-timing.com)

Printed - 16:14 Sunday, 04 October 2015





# BMCRC - MRO Championships 2015 - Rnd 9 @ Brands Hatch Indy

## Thunderbike Sport

### RACE 14 - LAP CHART

#### LAP 1 @ 15:57:34.608

NO	BEHIND	LAP TIME
124		59.563
51	0.226	59.789
777	0.247	59.810
43	0.800	1:00.363
54	1.067	1:00.630
94	1.537	1:01.100
131	2.390	1:01.953
19	2.912	1:02.475
3	3.081	1:02.644
111	3.595	1:03.158
97	3.677	1:03.240
27	4.357	1:03.920
195	4.468	1:04.031
21	4.866	1:04.429
87	4.932	1:04.495
10	5.351	1:04.914
169	5.630	1:05.193
143	6.021	1:05.584
81	6.088	1:05.651
63	6.349	1:05.912
50	7.214	1:06.777
58	7.363	1:06.926
85	9.116	1:08.679
130	13.612	1:13.175

#### LAP 2 @ 15:58:27.087

NO	BEHIND	LAP TIME
124		52.479
51	0.062	52.315
777	0.321	52.553
43	1.843	53.522
54	2.177	53.589
94	2.580	53.522
131	3.891	53.980
111	4.472	53.356
19	5.132	54.699
3	5.891	55.289
27	5.921	54.043
97	6.200	55.002
195	6.560	54.571
87	6.738	54.285
21	7.066	54.679
10	7.364	54.492
169	8.231	55.080
81	8.436	54.827
143	8.736	55.194
63	9.808	55.938
50	11.031	56.296
58	11.890	57.006
85	15.289	58.652
130	23.441	1:02.308

#### LAP 3 @ 15:59:18.719

NO	BEHIND	LAP TIME
51		51.570
124	0.357	51.989
777	0.565	51.876
54	2.831	52.286
43	3.623	53.412
94	3.982	53.034
131	5.827	53.568

111	5.847	53.007
19	8.359	54.859
27	8.647	54.358
97	8.810	54.242
195	9.263	54.335
3	9.324	55.065
87	9.613	54.507
21	9.829	54.395
10	10.363	54.631
169	11.837	55.238
81	12.143	55.339
143	12.276	55.172
63	14.101	55.925
50	14.888	55.489
58	17.150	56.892
85	21.979	58.322
130	34.933	1:03.124

#### LAP 4 @ 16:00:10.462

NO	BEHIND	LAP TIME
51		51.743
124	0.234	51.620
777	0.562	51.740
54	3.827	52.739
43	4.791	52.911
94	5.158	52.919
111	6.121	52.017
131	7.953	53.869
27	11.360	54.456
19	11.620	55.004
97	11.978	54.911
195	12.076	54.556
3	12.342	54.761
87	12.936	55.066
21	12.963	54.877
10	13.134	54.514
81	15.652	55.252
169	15.668	55.574
143	15.804	55.271
63	18.128	55.770
50	19.185	56.040
58	22.888	57.481
85	28.944	58.708
130	46.387	1:03.197

#### LAP 5 @ 16:01:01.843

NO	BEHIND	LAP TIME
51		51.381
124	0.070	51.217
777	0.522	51.341
54	4.767	52.321
43	6.202	52.792
111	6.619	51.879
94	6.687	52.910
131	10.916	54.344
27	14.517	54.538
97	14.539	53.942
19	15.049	54.810
3	15.467	54.506
195	15.502	54.807
87	15.769	54.214
21	16.044	54.462
10	16.500	54.747
81	18.767	54.496

169	18.882	54.595
143	19.703	55.280
63	23.051	56.304
50	23.891	56.087
58	29.346	57.839
85	35.355	57.792

#### LAP 6 @ 16:01:53.224

NO	BEHIND	LAP TIME
51		51.381
124	0.334	51.645
777	0.799	51.658
54	5.939	52.553
130	1 Lap	1:02.864
43	7.836	53.015
111	8.147	52.909
94	8.719	53.413
131	13.424	53.889
97	16.010	52.852
27	17.318	54.182
19	18.335	54.667
87	18.987	54.599
3	19.124	55.038
195	19.207	55.086
21	19.514	54.851
10	20.010	54.891
81	21.790	54.404
169	21.847	54.346
143	22.942	54.620
63	28.111	56.441
50	28.865	56.355
58	36.296	58.331
85	42.130	58.156

#### LAP 7 @ 16:02:44.680

NO	BEHIND	LAP TIME
51		51.456
124	0.357	51.479
777	0.823	51.480
54	7.235	52.752
111	9.065	52.374
43	9.836	53.456
94	10.165	52.902
131	16.565	54.597
97	17.618	53.064
130	1 Lap	1:02.855
27	20.588	54.726
19	21.350	54.471
87	21.693	54.162
195	21.966	54.215
21	22.031	53.973
3	22.103	54.435
10	23.170	54.616
169	24.933	54.542
81	25.485	55.151
143	26.035	54.549
63	32.586	55.931
50	33.702	56.293
58	43.048	58.208
85	48.967	58.293

#### LAP 8 @ 16:03:36.062

NO	BEHIND	LAP TIME
51		51.382
124	0.376	51.401
777	1.229	51.788
54	8.549	52.696
111	10.053	52.370
43	11.426	52.972
94	11.683	52.900
131	19.367	54.184
97	19.534	53.298
27	23.922	54.716
19	24.609	54.641
87	25.011	54.700
195	25.295	54.711
21	25.306	54.657
3	25.495	54.774
10	27.003	55.215
169	28.368	54.817
81	28.650	54.547
143	29.555	54.902
130	1 Lap	1:03.837
63	36.895	55.691
50	38.889	56.569
58	49.629	57.963

#### LAP 9 @ 16:04:27.687

NO	BEHIND	LAP TIME
51		51.625
124	0.335	51.584
777	1.858	52.254
85	1 Lap	57.712
54	9.778	52.854
111	10.826	52.398
94	12.381	52.323
43	13.053	53.252
97	21.573	53.664
131	21.946	54.204
27	26.542	54.245
19	27.374	54.390
87	27.880	54.494
195	28.181	54.511
21	28.247	54.566
3	28.310	54.440
10	30.374	54.996
169	31.299	54.556
81	31.605	54.580
143	32.490	54.560
63	41.182	55.912
130	1 Lap	1:02.519
50	43.725	56.461

Weather / Track : Cloudy / Dry

Brands Hatch Indy  
Circuit Length = 1.2079 miles  
Start: 15:56 Flag 16:04 End: 16:06

Results can be found at [www.tsl-timing.com](http://www.tsl-timing.com)

Printed - 16:15 Sunday, 04 October 2015

# BMCRC - MRO Championships 2015 - Rnd 9 @ Brands Hatch Indy

## Thunderbike Sport

### RACE 14 - SECTOR ANALYSIS

SECTOR 1 = FL to I1, SECTOR 2 = I1 to FL, DIFF = Difference To Personal Best Lap

P1 51		Emma JARMAN		Kawasaki - RDRacing & EDIAsia			
IDEAL LAP TIME : 51.228		BEST LAP TIME : 51.381		DIFFERENCE : 0.153			
LAP	SECTOR 1	SECTOR 2	LAP TIME	MPH	DIFF	TIME OF DAY	
1 -		21.216	59.789	72.73	8.408	15:57:34.834	
2 -	31.432	20.883	52.315	83.12	0.934	15:58:27.149	
3 -	30.873	20.697	51.570	84.32	0.189	15:59:18.719	
4 -	31.003	20.740	51.743	84.04	0.362	16:00:10.462	
5 -	<b>30.611</b>	20.770	<b>51.381 (1)</b>	<b>84.63</b>		<b>16:01:01.843</b>	
6 -	30.764	<b>20.617</b>	<b>51.381 (1)</b>	<b>84.63</b>		<b>16:01:53.224</b>	
7 -	30.788	20.668	51.456	84.51	0.075	16:02:44.680	
8 -	30.727	20.655	51.382 (3)	84.63	0.001	16:03:36.062	
9 -	30.908	20.717	51.625	84.23	0.244	16:04:27.687	

P2 124		Kurtis BUTLER		Suzuki - PGVM / 3vk			
IDEAL LAP TIME : 51.043		BEST LAP TIME : 51.217		DIFFERENCE : 0.174			
LAP	SECTOR 1	SECTOR 2	LAP TIME	MPH	DIFF	TIME OF DAY	
1 -		21.465	59.563	73.00	8.346	15:57:34.608	
2 -	31.346	21.133	52.479	82.86	1.262	15:58:27.087	
3 -	31.079	20.910	51.989	83.64	0.772	15:59:19.076	
4 -	30.870	20.750	51.620	84.24	0.403	16:00:10.696	
5 -	30.605	<b>20.612</b>	<b>51.217 (1)</b>	<b>84.90</b>		<b>16:01:01.913</b>	
6 -	30.880	20.765	51.645	84.20	0.428	16:01:53.558	
7 -	30.707	20.772	51.479 (3)	84.47	0.262	16:02:45.037	
8 -	<b>30.431</b>	20.970	51.401 (2)	84.60	0.184	16:03:36.438	
9 -	30.585	20.999	51.584	84.30	0.367	16:04:28.022	

P3 54		Adam JAMISON		Suzuki - AJ Racing			
IDEAL LAP TIME : 52.241		BEST LAP TIME : 52.286		DIFFERENCE : 0.045			
LAP	SECTOR 1	SECTOR 2	LAP TIME	MPH	DIFF	TIME OF DAY	
1 -		21.187	1:00.630	71.72	8.344	15:57:35.675	
2 -	32.001	21.588	53.589	81.14	1.303	15:58:29.264	
3 -	<b>31.197</b>	21.089	<b>52.286 (1)</b>	<b>83.16</b>		<b>15:59:21.550</b>	
4 -	31.601	21.138	52.739	82.45	0.453	16:00:14.289	
5 -	31.255	21.066	52.321 (2)	83.11	0.035	16:01:06.610	
6 -	31.509	<b>21.044</b>	52.553 (3)	82.74	0.267	16:01:59.163	
7 -	31.548	21.204	52.752	82.43	0.466	16:02:51.915	
8 -	31.451	21.245	52.696	82.52	0.410	16:03:44.611	
9 -	31.620	21.234	52.854	82.27	0.568	16:04:37.465	

P4 111		Ryan FOLKES		Suzuki -			
IDEAL LAP TIME : 51.633		BEST LAP TIME : 51.879		DIFFERENCE : 0.246			
LAP	SECTOR 1	SECTOR 2	LAP TIME	MPH	DIFF	TIME OF DAY	
1 -		21.404	1:03.158	68.85	11.279	15:57:38.203	
2 -	32.343	21.013	53.356	81.50	1.477	15:58:31.559	
3 -	31.654	21.353	53.007	82.03	1.128	15:59:24.566	
4 -	31.168	<b>20.849</b>	52.017 (2)	83.59	0.138	16:00:16.583	
5 -	<b>30.784</b>	21.095	<b>51.879 (1)</b>	<b>83.82</b>		<b>16:01:08.462</b>	
6 -	31.624	21.285	52.909	82.19	1.030	16:02:01.371	
7 -	31.232	21.142	52.374	83.02	0.495	16:02:53.745	
8 -	31.039	21.331	52.370 (3)	83.03	0.491	16:03:46.115	
9 -	30.941	21.457	52.398	82.99	0.519	16:04:38.513	

P5 94		Oliver READ		Suzuki - Cavetit			
IDEAL LAP TIME : 52.323		BEST LAP TIME : 52.323		DIFFERENCE : 0.000			
LAP	SECTOR 1	SECTOR 2	LAP TIME	MPH	DIFF	TIME OF DAY	
1 -		21.067	1:01.100	71.17	8.777	15:57:36.145	
2 -	31.837	21.685	53.522	81.24	1.199	15:58:29.667	
3 -	31.756	21.278	53.034	81.99	0.711	15:59:22.701	
4 -	31.963	20.956	52.919	82.17	0.596	16:00:15.620	

Weather / Track : Cloudy / Dry

Brands Hatch Indy  
Circuit Length = 1.2079 miles  
Start: 15:56 Flag 16:04 End: 16:06

# BMCRC - MRO Championships 2015 - Rnd 9 @ Brands Hatch Indy

## Thunderbike Sport

### RACE 14 - SECTOR ANALYSIS

SECTOR 1 = FL to I1, SECTOR 2 = I1 to FL, DIFF = Difference To Personal Best Lap

5 -	31.834	21.076	52.910	82.18	0.587	16:01:08.530
6 -	31.820	21.593	53.413	81.41	1.090	16:02:01.943
7 -	31.727	21.175	52.902 (3)	82.20	0.579	16:02:54.845
8 -	31.743	21.157	52.900 (2)	82.20	0.577	16:03:47.745
9 -	<b>31.393</b>	<b>20.930</b>	<b>52.323 (1)</b>	<b>83.11</b>		<b>16:04:40.068</b>

P6	43	Colin WALKEY	Kawasaki - ELP Racing		
IDEAL LAP TIME :	52.792	BEST LAP TIME :	52.792	DIFFERENCE :	0.000

LAP	SECTOR 1	SECTOR 2	LAP TIME	MPH	DIFF	TIME OF DAY
1 -		21.146	1:00.363	72.04	7.571	15:57:35.408
2 -	32.218	21.304	53.522	81.24	0.730	15:58:28.930
3 -	32.178	21.234	53.412	81.41	0.620	15:59:22.342
4 -	31.755	21.156	52.911 (2)	82.18	0.119	16:00:15.253
5 -	<b>31.724</b>	<b>21.068</b>	<b>52.792 (1)</b>	<b>82.37</b>		<b>16:01:08.045</b>
6 -	31.846	21.169	53.015	82.02	0.223	16:02:01.060
7 -	32.219	21.237	53.456	81.34	0.664	16:02:54.516
8 -	31.833	21.139	52.972 (3)	82.09	0.180	16:03:47.488
9 -	32.075	21.177	53.252	81.66	0.460	16:04:40.740

P7	97 R	Jake PACKHAM	Suzuki -		
IDEAL LAP TIME :	52.852	BEST LAP TIME :	52.852	DIFFERENCE :	0.000

LAP	SECTOR 1	SECTOR 2	LAP TIME	MPH	DIFF	TIME OF DAY
1 -		21.738	1:03.240	68.76	10.388	15:57:38.285
2 -	33.258	21.744	55.002	79.06	2.150	15:58:33.287
3 -	32.626	21.616	54.242	80.17	1.390	15:59:27.529
4 -	32.738	22.173	54.911	79.19	2.059	16:00:22.440
5 -	32.011	21.931	53.942	80.61	1.090	16:01:16.382
6 -	<b>31.671</b>	<b>21.181</b>	<b>52.852 (1)</b>	<b>82.27</b>		<b>16:02:09.234</b>
7 -	31.791	21.273	53.064 (2)	81.95	0.212	16:03:02.298
8 -	31.791	21.507	53.298 (3)	81.59	0.446	16:03:55.596
9 -	32.335	21.329	53.664	81.03	0.812	16:04:49.260

P8	131	Emma SELWAY	Suzuki -		
IDEAL LAP TIME :	53.542	BEST LAP TIME :	53.568	DIFFERENCE :	0.026

LAP	SECTOR 1	SECTOR 2	LAP TIME	MPH	DIFF	TIME OF DAY
1 -		21.546	1:01.953	70.19	8.385	15:57:36.998
2 -	32.509	21.471	53.980	80.55	0.412	15:58:30.978
3 -	<b>32.143</b>	21.425	<b>53.568 (1)</b>	<b>81.17</b>		<b>15:59:24.546</b>
4 -	32.388	21.481	53.869 (2)	80.72	0.301	16:00:18.415
5 -	32.557	21.787	54.344	80.01	0.776	16:01:12.759
6 -	32.327	21.562	53.889 (3)	80.69	0.321	16:02:06.648
7 -	32.517	22.080	54.597	79.64	1.029	16:03:01.245
8 -	32.460	21.724	54.184	80.25	0.616	16:03:55.429
9 -	32.805	<b>21.399</b>	54.204	80.22	0.636	16:04:49.633

P9	27	Wes SMITH	Kawasaki -		
IDEAL LAP TIME :	54.043	BEST LAP TIME :	54.043	DIFFERENCE :	0.000

LAP	SECTOR 1	SECTOR 2	LAP TIME	MPH	DIFF	TIME OF DAY
1 -		22.075	1:03.920	68.03	9.877	15:57:38.965
2 -	<b>32.491</b>	<b>21.552</b>	<b>54.043 (1)</b>	<b>80.46</b>		<b>15:58:33.008</b>
3 -	32.689	21.669	54.358	79.99	0.315	15:59:27.366
4 -	32.635	21.821	54.456	79.85	0.413	16:00:21.822
5 -	32.597	21.941	54.538	79.73	0.495	16:01:16.360
6 -	32.542	21.640	54.182 (2)	80.25	0.139	16:02:10.542
7 -	32.792	21.934	54.726	79.46	0.683	16:03:05.268
8 -	32.713	22.003	54.716	79.47	0.673	16:03:59.984
9 -	32.507	21.738	54.245 (3)	80.16	0.202	16:04:54.229

Weather / Track : Cloudy / Dry

Brands Hatch Indy  
Circuit Length = 1.2079 miles  
Start: 15:56 Flag 16:04 End: 16:06

# BMCRC - MRO Championships 2015 - Rnd 9 @ Brands Hatch Indy

## Thunderbike Sport

### RACE 14 - SECTOR ANALYSIS

SECTOR 1 = FL to I1, SECTOR 2 = I1 to FL, DIFF = Difference To Personal Best Lap

P10 19		Stephen SWEETMAN		Suzuki -		
IDEAL LAP TIME : 54.390		BEST LAP TIME : 54.390		DIFFERENCE : 0.000		
LAP	SECTOR 1	SECTOR 2	LAP TIME	MPH	DIFF	TIME OF DAY
1 -		21.848	1:02.475	69.60	8.085	15:57:37.520
2 -	32.931	21.768	54.699	79.50	0.309	15:58:32.219
3 -	33.151	21.708	54.859	79.26	0.469	15:59:27.078
4 -	33.099	21.905	55.004	79.05	0.614	16:00:22.082
5 -	33.023	21.787	54.810	79.33	0.420	16:01:16.892
6 -	32.967	21.700	54.667	79.54	0.277	16:02:11.559
7 -	32.807	21.664	54.471 (2)	79.83	0.081	16:03:06.030
8 -	32.836	21.805	54.641 (3)	79.58	0.251	16:04:00.671
9 -	<b>32.791</b>	<b>21.599</b>	<b>54.390 (1)</b>	<b>79.95</b>		<b>16:04:55.061</b>

P11 87		Tristan REVELL		Suzuki - Bears repairs		
IDEAL LAP TIME : 53.910		BEST LAP TIME : 54.162		DIFFERENCE : 0.252		
LAP	SECTOR 1	SECTOR 2	LAP TIME	MPH	DIFF	TIME OF DAY
1 -		22.349	1:04.495	67.42	10.333	15:57:39.540
2 -	32.478	21.807	54.285 (3)	80.10	0.123	15:58:33.825
3 -	32.857	<b>21.650</b>	54.507	79.78	0.345	15:59:28.332
4 -	32.741	22.325	55.066	78.97	0.904	16:00:23.398
5 -	32.376	21.838	54.214 (2)	80.21	0.052	16:01:17.612
6 -	32.397	22.202	54.599	79.64	0.437	16:02:12.211
7 -	<b>32.260</b>	21.902	<b>54.162 (1)</b>	<b>80.28</b>		<b>16:03:06.373</b>
8 -	32.887	21.813	54.700	79.49	0.538	16:04:01.073
9 -	32.615	21.879	54.494	79.79	0.332	16:04:55.567

P12 195		Robert CADIZ		Suzuki -		
IDEAL LAP TIME : 53.879		BEST LAP TIME : 54.215		DIFFERENCE : 0.336		
LAP	SECTOR 1	SECTOR 2	LAP TIME	MPH	DIFF	TIME OF DAY
1 -		22.323	1:04.031	67.91	9.816	15:57:39.076
2 -	32.672	21.899	54.571	79.68	0.356	15:58:33.647
3 -	32.642	<b>21.693</b>	54.335 (2)	80.03	0.120	15:59:27.982
4 -	32.433	22.123	54.556	79.70	0.341	16:00:22.538
5 -	32.726	22.081	54.807	79.34	0.592	16:01:17.345
6 -	32.669	22.417	55.086	78.94	0.871	16:02:12.431
7 -	<b>32.186</b>	22.029	<b>54.215 (1)</b>	<b>80.21</b>		<b>16:03:06.646</b>
8 -	32.629	22.082	54.711	79.48	0.496	16:04:01.357
9 -	32.325	22.186	54.511 (3)	79.77	0.296	16:04:55.868

P13 21		Alan WATSON		Kawasaki - Watson Racing		
IDEAL LAP TIME : 53.667		BEST LAP TIME : 53.973		DIFFERENCE : 0.306		
LAP	SECTOR 1	SECTOR 2	LAP TIME	MPH	DIFF	TIME OF DAY
1 -		22.527	1:04.429	67.49	10.456	15:57:39.474
2 -	33.004	21.675	54.679	79.52	0.706	15:58:34.153
3 -	32.999	<b>21.396</b>	54.395 (2)	79.94	0.422	15:59:28.548
4 -	32.730	22.147	54.877	79.24	0.904	16:00:23.425
5 -	32.880	21.582	54.462 (3)	79.84	0.489	16:01:17.887
6 -	33.059	21.792	54.851	79.28	0.878	16:02:12.738
7 -	<b>32.271</b>	21.702	<b>53.973 (1)</b>	<b>80.56</b>		<b>16:03:06.711</b>
8 -	32.869	21.788	54.657	79.56	0.684	16:04:01.368
9 -	32.665	21.901	54.566	79.69	0.593	16:04:55.934

P14 3		Marcus NEWALL		Suzuki - Mum & Dad		
IDEAL LAP TIME : 54.180		BEST LAP TIME : 54.435		DIFFERENCE : 0.255		
LAP	SECTOR 1	SECTOR 2	LAP TIME	MPH	DIFF	TIME OF DAY
1 -		21.665	1:02.644	69.41	8.209	15:57:37.689
2 -	33.471	21.818	55.289	78.65	0.854	15:58:32.978
3 -	33.434	21.631	55.065	78.97	0.630	15:59:28.043
4 -	32.870	21.891	54.761	79.41	0.326	16:00:22.804

Weather / Track : Cloudy / Dry

Brands Hatch Indy  
Circuit Length = 1.2079 miles  
Start: 15:56 Flag 16:04 End: 16:06

# BMCRC - MRO Championships 2015 - Rnd 9 @ Brands Hatch Indy

## Thunderbike Sport

### RACE 14 - SECTOR ANALYSIS

SECTOR 1 = FL to I1, SECTOR 2 = I1 to FL, DIFF = Difference To Personal Best Lap

5 -	32.798	21.708	54.506 (3)	79.78	0.071	16:01:17.310
6 -	33.041	21.997	55.038	79.01	0.603	16:02:12.348
7 -	32.963	<b>21.472</b>	<b>54.435 (1)</b>	<b>79.88</b>		<b>16:03:06.783</b>
8 -	33.236	21.538	54.774	79.39	0.339	16:04:01.557
9 -	<b>32.708</b>	21.732	54.440 (2)	79.87	0.005	16:04:55.997

P15 10		Bradley ROBINSON		Suzuki -			
IDEAL LAP TIME : 54.172		BEST LAP TIME : 54.492		DIFFERENCE : 0.320			
LAP	SECTOR 1	SECTOR 2	LAP TIME	MPH	DIFF	TIME OF DAY	
1 -		22.383	1:04.914	66.98	10.422	15:57:39.959	
2 -	32.759	21.733	<b>54.492 (1)</b>	<b>79.80</b>		<b>15:58:34.451</b>	
3 -	32.957	<b>21.674</b>	54.631	79.59	0.139	15:59:29.082	
4 -	<b>32.498</b>	22.016	54.514 (2)	79.77	0.022	16:00:23.596	
5 -	32.934	21.813	54.747	79.43	0.255	16:01:18.343	
6 -	32.784	22.107	54.891	79.22	0.399	16:02:13.234	
7 -	32.654	21.962	54.616 (3)	79.62	0.124	16:03:07.850	
8 -	33.109	22.106	55.215	78.75	0.723	16:04:03.065	
9 -	32.850	22.146	54.996	79.07	0.504	16:04:58.061	

P16 81		Malvern MAY		Ducati -			
IDEAL LAP TIME : 54.232		BEST LAP TIME : 54.404		DIFFERENCE : 0.172			
LAP	SECTOR 1	SECTOR 2	LAP TIME	MPH	DIFF	TIME OF DAY	
1 -		22.656	1:05.651	66.23	11.247	15:57:40.696	
2 -	33.028	21.799	54.827	79.31	0.423	15:58:35.523	
3 -	33.338	22.001	55.339	78.58	0.935	15:59:30.862	
4 -	33.222	22.030	55.252	78.70	0.848	16:00:26.114	
5 -	32.696	21.800	54.496 (2)	79.79	0.092	16:01:20.610	
6 -	32.804	<b>21.600</b>	<b>54.404 (1)</b>	<b>79.93</b>		<b>16:02:15.014</b>	
7 -	33.245	21.906	55.151	78.84	0.747	16:03:10.165	
8 -	<b>32.632</b>	21.915	54.547 (3)	79.72	0.143	16:04:04.712	
9 -	32.752	21.828	54.580	79.67	0.176	16:04:59.292	

P17 143 R		Harrison DAY		Suzuki -			
IDEAL LAP TIME : 54.376		BEST LAP TIME : 54.549		DIFFERENCE : 0.173			
LAP	SECTOR 1	SECTOR 2	LAP TIME	MPH	DIFF	TIME OF DAY	
1 -		22.720	1:05.584	66.30	11.035	15:57:40.629	
2 -	33.327	21.867	55.194	78.78	0.645	15:58:35.823	
3 -	33.333	21.839	55.172	78.81	0.623	15:59:30.995	
4 -	33.484	21.787	55.271	78.67	0.722	16:00:26.266	
5 -	33.535	21.745	55.280	78.66	0.731	16:01:21.546	
6 -	32.898	<b>21.722</b>	54.620 (3)	79.61	0.071	16:02:16.166	
7 -	32.792	21.757	<b>54.549 (1)</b>	<b>79.71</b>		<b>16:03:10.715</b>	
8 -	<b>32.654</b>	22.248	54.902	79.20	0.353	16:04:05.617	
9 -	32.779	21.781	54.560 (2)	79.70	0.011	16:05:00.177	

P18 63		Daniel HARDY		Kawasaki - Susan Beddall Holistic Training			
IDEAL LAP TIME : 55.634		BEST LAP TIME : 55.691		DIFFERENCE : 0.057			
LAP	SECTOR 1	SECTOR 2	LAP TIME	MPH	DIFF	TIME OF DAY	
1 -		22.659	1:05.912	65.97	10.221	15:57:40.957	
2 -	33.771	22.167	55.938	77.73	0.247	15:58:36.895	
3 -	33.727	22.198	55.925	77.75	0.234	15:59:32.820	
4 -	33.689	22.081	55.770 (2)	77.97	0.079	16:00:28.590	
5 -	34.031	22.273	56.304	77.23	0.613	16:01:24.894	
6 -	33.954	22.487	56.441	77.04	0.750	16:02:21.335	
7 -	33.788	22.143	55.931	77.74	0.240	16:03:17.266	
8 -	<b>33.648</b>	22.043	<b>55.691 (1)</b>	<b>78.08</b>		<b>16:04:12.957</b>	
9 -	33.926	<b>21.986</b>	55.912 (3)	77.77	0.221	16:05:08.869	

Weather / Track : Cloudy / Dry

Brands Hatch Indy  
Circuit Length = 1.2079 miles  
Start: 15:56 Flag 16:04 End: 16:06

# BMCRC - MRO Championships 2015 - Rnd 9 @ Brands Hatch Indy

## Thunderbike Sport

### RACE 14 - SECTOR ANALYSIS

SECTOR 1 = FL to I1, SECTOR 2 = I1 to FL, DIFF = Difference To Personal Best Lap

P19 50 R		Alex SIMMONS		Suzuki - Westcountry Windings		
IDEAL LAP TIME : 55.489		BEST LAP TIME : 55.489		DIFFERENCE : 0.000		
LAP	SECTOR 1	SECTOR 2	LAP TIME	MPH	DIFF	TIME OF DAY
1 -		23.155	1:06.777	65.12	11.288	15:57:41.822
2 -	33.820	22.476	56.296	77.24	0.807	15:58:38.118
<b>3 -</b>	<b>33.303</b>	<b>22.186</b>	<b>55.489 (1)</b>	<b>78.36</b>		<b>15:59:33.607</b>
4 -	33.530	22.510	56.040 (2)	77.59	0.551	16:00:29.647
5 -	33.825	22.262	56.087 (3)	77.53	0.598	16:01:25.734
6 -	33.698	22.657	56.355	77.16	0.866	16:02:22.089
7 -	33.873	22.420	56.293	77.24	0.804	16:03:18.382
8 -	33.952	22.617	56.569	76.87	1.080	16:04:14.951
9 -	33.808	22.653	56.461	77.01	0.972	16:05:11.412

P20 85		Andrew KITE		Ducati - Finology Limited		
IDEAL LAP TIME : 57.658		BEST LAP TIME : 57.712		DIFFERENCE : 0.054		
LAP	SECTOR 1	SECTOR 2	LAP TIME	MPH	DIFF	TIME OF DAY
1 -		23.161	1:08.679	63.31	10.967	15:57:43.724
2 -	35.665	22.987	58.652	74.14	0.940	15:58:42.376
3 -	35.333	22.989	58.322	74.56	0.610	15:59:40.698
4 -	35.721	22.987	58.708	74.07	0.996	16:00:39.406
5 -	<b>35.212</b>	22.580	57.792 (2)	75.24	0.080	16:01:37.198
6 -	35.419	22.737	58.156 (3)	74.77	0.444	16:02:35.354
7 -	35.843	22.450	58.293	74.59	0.581	16:03:33.647
<b>8 -</b>	35.266	<b>22.446</b>	<b>57.712 (1)</b>	<b>75.35</b>		<b>16:04:31.359</b>

P21 130 R		Fraser GRINSTEAD		Suzuki - TRAPDOOR RACING		
IDEAL LAP TIME : 1:01.858		BEST LAP TIME : 1:02.308		DIFFERENCE : 0.450		
LAP	SECTOR 1	SECTOR 2	LAP TIME	MPH	DIFF	TIME OF DAY
1 -		25.075	1:13.175	59.42	10.867	15:57:48.220
<b>2 -</b>	<b>37.438</b>	24.870	<b>1:02.308 (1)</b>	<b>69.79</b>		<b>15:58:50.528</b>
3 -	37.931	25.193	1:03.124	68.88	0.816	15:59:53.652
4 -	38.490	24.707	1:03.197	68.81	0.889	16:00:56.849
5 -	38.078	24.786	1:02.864	69.17	0.556	16:01:59.713
6 -	38.003	24.852	1:02.855 (3)	69.18	0.547	16:03:02.568
7 -	38.825	25.012	1:03.837	68.12	1.529	16:04:06.405
8 -	38.099	<b>24.420</b>	1:02.519 (2)	69.55	0.211	16:05:08.924

P22 777		Mason WILLIAMS		Suzuki - Steve Jordan Motorcycles		
IDEAL LAP TIME : 51.295		BEST LAP TIME : 51.341		DIFFERENCE : 0.046		
LAP	SECTOR 1	SECTOR 2	LAP TIME	MPH	DIFF	TIME OF DAY
1 -		21.382	59.810	72.70	8.469	15:57:34.855
2 -	31.672	20.881	52.553	82.74	1.212	15:58:27.408
3 -	31.178	20.698	51.876	83.82	0.535	15:59:19.284
4 -	31.161	<b>20.579</b>	51.740	84.04	0.399	16:00:11.024
<b>5 -</b>	<b>30.716</b>	20.625	<b>51.341 (1)</b>	<b>84.70</b>		<b>16:01:02.365</b>
6 -	31.078	20.580	51.658 (3)	84.18	0.317	16:01:54.023
7 -	30.781	20.699	51.480 (2)	84.47	0.139	16:02:45.503
8 -	30.903	20.885	51.788	83.96	0.447	16:03:37.291
9 -	31.188	21.066	52.254	83.22	0.913	16:04:29.545

P23 169		Robert MILES		Suzuki - The Bike Shop Long Eaton		
IDEAL LAP TIME : 54.065		BEST LAP TIME : 54.346		DIFFERENCE : 0.281		
LAP	SECTOR 1	SECTOR 2	LAP TIME	MPH	DIFF	TIME OF DAY
1 -		22.426	1:05.193	66.70	10.847	15:57:40.238
2 -	33.256	21.824	55.080	78.95	0.734	15:58:35.318
3 -	33.359	21.879	55.238	78.72	0.892	15:59:30.556
4 -	33.349	22.225	55.574	78.24	1.228	16:00:26.130
5 -	33.048	21.547	54.595	79.65	0.249	16:01:20.725
<b>6 -</b>	32.945	<b>21.401</b>	<b>54.346 (1)</b>	<b>80.01</b>		<b>16:02:15.071</b>

Weather / Track : Cloudy / Dry

Brands Hatch Indy  
Circuit Length = 1.2079 miles  
Start: 15:56 Flag 16:04 End: 16:06

# BMCRC - MRO Championships 2015 - Rnd 9 @ Brands Hatch Indy

## Thunderbike Sport

### RACE 14 - SECTOR ANALYSIS

SECTOR 1 = FL to I1, SECTOR 2 = I1 to FL, DIFF = Difference To Personal Best Lap

7 -	<b>32.664</b>	21.878	54.542 (2)	79.72	0.196	16:03:09.613
8 -	32.852	21.965	54.817	79.32	0.471	16:04:04.430
9 -	32.895	21.661	54.556 (3)	79.70	0.210	16:04:58.986

<b>P24 58</b>	<b>Steve YOUNG</b>	Kawasaki - Cadmatic
IDEAL LAP TIME : 56.606	BEST LAP TIME : 56.892	DIFFERENCE : 0.286

LAP	SECTOR 1	SECTOR 2	LAP TIME	MPH	DIFF	TIME OF DAY
1 -		23.055	1:06.926	64.97	10.034	15:57:41.971
2 -	34.515	<b>22.491</b>	57.006 (2)	76.28	0.114	15:58:38.977
<b>3 -</b>	<b>34.115</b>	22.777	<b>56.892 (1)</b>	<b>76.43</b>		<b>15:59:35.869</b>
4 -	34.588	22.893	57.481 (3)	75.65	0.589	16:00:33.350
5 -	34.868	22.971	57.839	75.18	0.947	16:01:31.189
6 -	35.134	23.197	58.331	74.55	1.439	16:02:29.520
7 -	34.971	23.237	58.208	74.70	1.316	16:03:27.728
8 -	34.950	23.013	57.963	75.02	1.071	16:04:25.691

# BMCRC - MRO Championships 2015 - Rnd 9 @ Brands Hatch Indy

## Thunderbike Sport

### RACE 14 - BEST SECTORS

SECTOR 1			SECTOR 2			IDEAL / BEST COMPARISON						
POS	NO	NAME	TIME	NO	NAME	TIME	POS	NO	NAME	IDEAL	BEST	DIFF
									<b>PERFECT LAP</b>	<b>51.010</b>		
1	124	BUTLER	<b>30.431</b>	777	WILLIAMS	<b>20.579</b>	1	124	BUTLER	51.043	51.217	0.174
2	51	JARMAN	<b>30.611</b>	124	BUTLER	<b>20.612</b>	2	51	JARMAN	51.228	51.381	0.153
3	777	WILLIAMS	<b>30.716</b>	51	JARMAN	<b>20.617</b>	3	777	WILLIAMS	51.295	51.341	0.046
4	111	FOLKES	<b>30.784</b>	111	FOLKES	<b>20.849</b>	4	111	FOLKES	51.633	51.879	0.246
5	54	JAMISON	<b>31.197</b>	94	READ	<b>20.930</b>	5	54	JAMISON	52.241	52.286	0.045
6	94	READ	<b>31.393</b>	54	JAMISON	<b>21.044</b>	6	94	READ	52.323	52.323	0.000
7	97	PACKHAM	<b>31.671</b>	43	WALKEY	<b>21.068</b>	7	43	WALKEY	52.792	52.792	0.000
8	43	WALKEY	<b>31.724</b>	97	PACKHAM	<b>21.181</b>	8	97	PACKHAM	52.852	52.852	0.000
9	131	SELWAY	<b>32.143</b>	21	WATSON	<b>21.396</b>	9	131	SELWAY	53.542	53.568	0.026
10	195	CADIZ	<b>32.186</b>	131	SELWAY	<b>21.399</b>	10	21	WATSON	53.667	53.973	0.306
11	87	REVELL	<b>32.260</b>	169	MILES	<b>21.401</b>	11	195	CADIZ	53.879	54.215	0.336
12	21	WATSON	<b>32.271</b>	3	NEWALL	<b>21.472</b>	12	87	REVELL	53.910	54.162	0.252
13	27	SMITH	<b>32.491</b>	27	SMITH	<b>21.552</b>	13	27	SMITH	54.043	54.043	0.000
14	10	ROBINSON	<b>32.498</b>	19	SWEETMAN	<b>21.599</b>	14	169	MILES	54.065	54.346	0.281
15	81	MAY	<b>32.632</b>	81	MAY	<b>21.600</b>	15	10	ROBINSON	54.172	54.492	0.320
16	143	DAY	<b>32.654</b>	87	REVELL	<b>21.650</b>	16	3	NEWALL	54.180	54.435	0.255
17	169	MILES	<b>32.664</b>	10	ROBINSON	<b>21.674</b>	17	81	MAY	54.232	54.404	0.172
18	3	NEWALL	<b>32.708</b>	195	CADIZ	<b>21.693</b>	18	143	DAY	54.376	54.549	0.173
19	19	SWEETMAN	<b>32.791</b>	143	DAY	<b>21.722</b>	19	19	SWEETMAN	54.390	54.390	0.000
20	50	SIMMONS	<b>33.303</b>	63	HARDY	<b>21.986</b>	20	50	SIMMONS	55.489	55.489	0.000
21	63	HARDY	<b>33.648</b>	50	SIMMONS	<b>22.186</b>	21	63	HARDY	55.634	55.691	0.057
22	58	YOUNG	<b>34.115</b>	85	KITE	<b>22.446</b>	22	58	YOUNG	56.606	56.892	0.286
23	85	KITE	<b>35.212</b>	58	YOUNG	<b>22.491</b>	23	85	KITE	57.658	57.712	0.054
24	130	GRINSTEAD	<b>37.438</b>	130	GRINSTEAD	<b>24.420</b>	24	130	GRINSTEAD	1:01.858	1:02.308	0.450

Weather / Track : Cloudy / Dry

Results can be found at [www.tsl-timing.com](http://www.tsl-timing.com)

Brands Hatch Indy  
 Circuit Length = 1.2079 miles  
 Start: 15:56 Flag 16:04 End: 16:06

Printed - 16:15 Sunday, 04 October 2015





# Yamaha Past Masters & Kawasaki Junior Cup/Senior 300 Series

**Brands Hatch Indy**

**3<sup>rd</sup> & 4<sup>th</sup> October 2015**



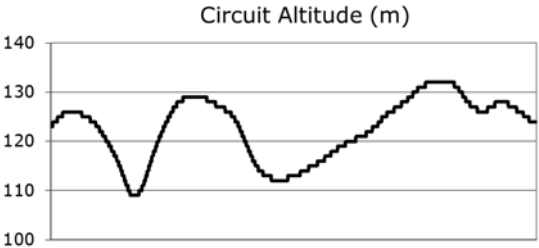
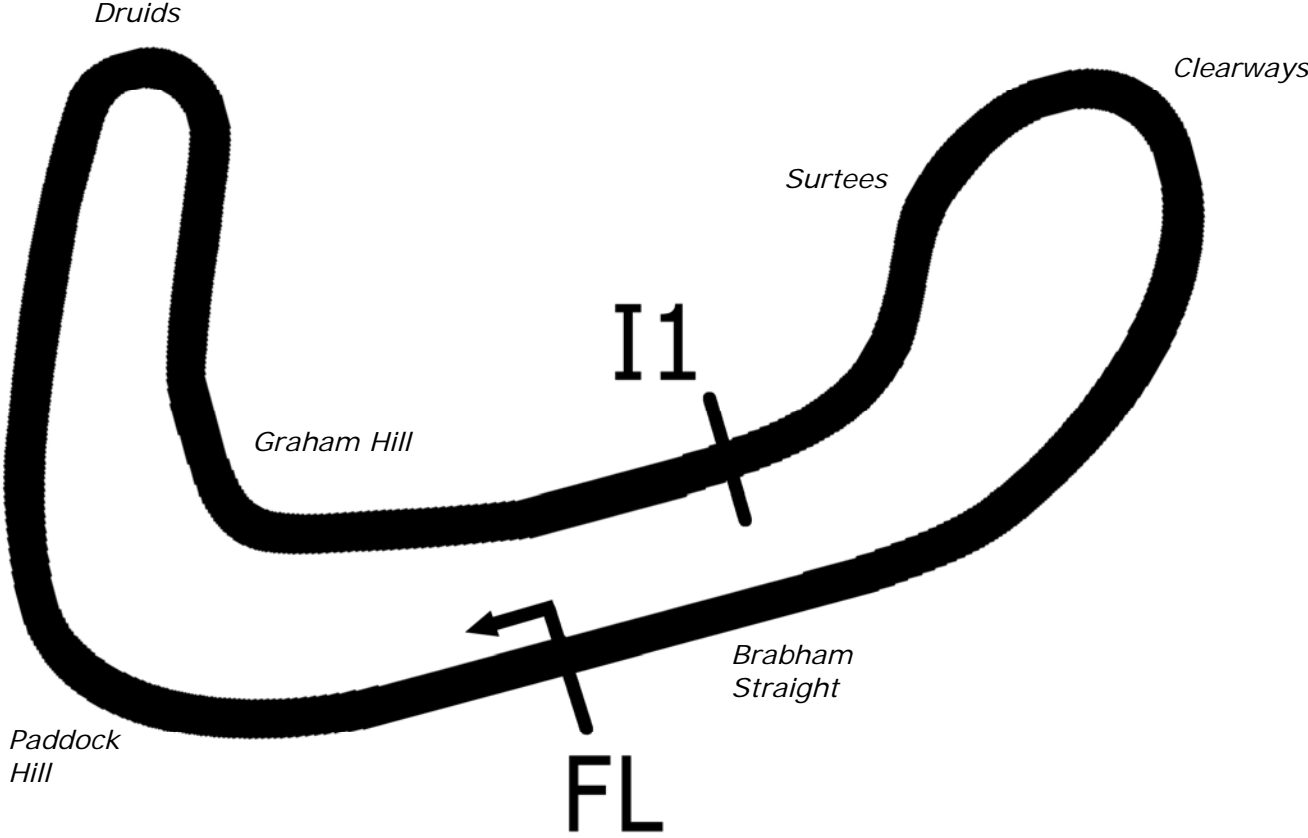
Results Provided by Timing Solutions Ltd  
[www.tsl-timing.com](http://www.tsl-timing.com)

# Brands Hatch Indy



SPORTS TIMING

TIMING SOLUTIONS LTD



Length	1.2079 miles	1944.0 m	
FL		51.36032 N	0.26032 E
I1	1112m	51.35934 N	0.25955 E
Pit Entry	1669m	51.35911 N	0.25743 E
Pit Exit	83m after FL	51.36017 N	0.26051 E
Pit Entry–Pit Exit 332m, 19.9s @60kph, 14.9s @80kph			

**BMCRC - MRO Championships 2015 - Rnd 9 @ Brands Hatch Indy**
**DFDS Seaways Yamaha Past Masters**
**QUALIFYING - CLASSIFICATION**

POS	NO	CL	PIC NAME	ENTRY	TIME	ON	LAPS	GAP	DIFF	MPH
1	6		1 <b>Matt BARBER</b>	Yamaha -	<b>54.774</b>	12	14			79.39
2	14		2 <b>Doug EDMONDSON</b>	Yamaha - Wave Racing Developments	<b>55.345</b>	10	12	<b>0.571</b>	0.571	78.57
3	45		3 <b>Peter MOORE</b>	Yamaha - Curphs Cuttings	<b>55.818</b>	11	12	<b>1.044</b>	0.473	77.90
4	33	C	1 <b>Sacha GYTE</b>	Yamaha -	<b>56.068</b>	13	14	<b>1.294</b>	0.250	77.55
5	50		4 <b>Graham HIGLETT</b>	Yamaha - Face to Face Finance	<b>56.191</b>	12	14	<b>1.417</b>	0.123	77.38
6	88		5 <b>Michael STANLEY</b>	Yamaha -	<b>56.397</b>	14	14	<b>1.623</b>	0.206	77.10
7	74	C	2 <b>Paul WHITBY</b>	Yamaha - Prestige Decor Ltd	<b>56.973</b>	14	14	<b>2.199</b>	0.576	76.32
8	101		6 <b>Andrew DAVIES</b>	Yamaha - GIBSON EXHAUSTS	<b>57.382</b>	14	14	<b>2.608</b>	0.409	75.78
9	29	R	1 <b>Giles HARWOOD</b>	Yamaha -	<b>58.074</b>	8	13	<b>3.300</b>	0.692	74.88
10	52	C	3 <b>Tim HALL</b>	Yamaha -	<b>59.502</b>	8	13	<b>4.728</b>	1.428	73.08
11	36	C	4 <b>Paul DAVIES</b>	Yamaha - kdstudios	<b>1:00.224</b>	6	8	<b>5.450</b>	0.722	72.20
12	83	C	5 <b>Malcolm HUTCHEON</b>	Yamaha -	<b>1:00.267</b>	6	13	<b>5.493</b>	0.043	72.15
13	81	R	2 <b>Scott GRANT</b>	Yamaha - SEAGER engineering/Interim FM Solutions	<b>1:00.659</b>	5	5	<b>5.885</b>	0.392	71.68
14	100		7 <b>Steve REDHEAD</b>	Yamaha -	<b>1:01.812</b>	7	11	<b>7.038</b>	1.153	70.35
15	7		8 <b>Rik BALLERINI</b>	Yamaha - SCLS Ltd	<b>1:04.027</b>	2	2	<b>9.253</b>	2.215	67.91

**Weather / Track : Cloudy / Dry**
**These results are provisional until the conclusion of any judicial and technical matters.**

Brands Hatch Indy

Circuit Length = 1.2079 miles

Start: 11:14 Flag 11:28 End: 11:29

Clerk Of Course :

Timekeeper :

 Results can be found at [www.tsl-timing.com](http://www.tsl-timing.com)

Printed - 11:29 Saturday, 03 October 2015



ACU Kawasaki Junior Cup & Senior 300 Series

QUALIFYING - CLASSIFICATION

POS	NO	CL	PIC NAME	ENTRY	TIME	ON	LAPS	GAP	DIFF	MPH
1	46	J	1 Harry ROWLINGS	Kawasaki -	56.535	13	14			76.91
2	3	J	2 Joey LAMBDEN	Kawasaki -	57.072	10	14	0.537	0.537	76.19
3	19	J	3 James ALDERSON	Kawasaki - NGK, YRF, EC1 Drinks, Burnell Fencing, Bike	57.089	13	14	0.554	0.017	76.17
4	18	J	4 Alex MURLEY	Kawasaki - Redfern Stevens - Fast Response Metal Eng	57.146	14	14	0.611	0.057	76.09
5	23	S	1 Carl MITCHELL	Kawasaki - HB REAVIS Real Estate	58.358	14	14	1.823	1.212	74.51
6	106	J	5 Patrick BYRNE	Kawasaki - PKB RACING	58.592	12	14	2.057	0.234	74.21
7	93	S	2 Monica ISAAC	Kawasaki - Fins Motorcycles	58.738	14	14	2.203	0.146	74.03
8	126	S	3 Gareth HOPKINS	Kawasaki -	59.435	13	13	2.900	0.697	73.16
9	51	S	4 Andy SMITH	Kawasaki - AZN Racing & Opie Oils	59.886	14	14	3.351	0.451	72.61
10	26	J	6 Luke HOPKINS	Kawasaki - MUM	1:00.135	12	13	3.600	0.249	72.31
11	9	S	5 Graham HAW	Kawasaki - Graham Haw Joinery	1:00.435	13	13	3.900	0.300	71.95
12	32	S	6 Paul ROBSON	Kawasaki - London First Aid	1:00.481	13	13	3.946	0.046	71.90
13	113	J	7 Dean BRADLEY	Kawasaki -	1:00.640	12	13	4.105	0.159	71.71
14	136	J	8 Harry FOWLE	Kawasaki -	1:00.922	12	12	4.387	0.282	71.37
15	37	S	7 Craig CLEMONS	Kawasaki - Naomi	1:01.220	13	13	4.685	0.298	71.03
16	69	J	9 Connor HALL	Kawasaki - S & Y CERAMICS	1:01.871	6	8	5.336	0.651	70.28
17	20	J	10 Kai DICKINSON	Kawasaki - Dad	1:02.472	13	13	5.937	0.601	69.60
18	73	S	8 Michael SHARMAN	Kawasaki -	1:02.920	7	9	6.385	0.448	69.11
19	139	S	9 Patrick SMITH	Kawasaki -	1:04.371	11	12	7.836	1.451	67.55
20	71	S	10 Karie HENLY	Kawasaki -	1:06.246	6	10	9.711	1.875	65.64

Weather / Track : Cloudy / Dry

These results are provisional until the conclusion of any judicial and technical matters.

Brands Hatch Indy

Circuit Length = 1.2079 miles

Start: 11:14 Flag 11:28 End: 11:29

Clerk Of Course :

Timekeeper :

Results can be found at [www.tsl-timing.com](http://www.tsl-timing.com)

Printed - 11:30 Saturday, 03 October 2015



# BMCRC - MRO Championships 2015 - Rnd 9 @ Brands Hatch Indy

## DFDS Seaways Yamaha Past Masters & ACU Kawasaki Junior Cup & Senior 300 Series

### QUALIFYING - SECTOR ANALYSIS

SECTOR 1 = FL to I1, SECTOR 2 = I1 to FL, DIFF = Difference To Personal Best Lap

<b>P1 6</b>		<b>Matt BARBER</b>		Yamaha -		
IDEAL LAP TIME : 54.774		BEST LAP TIME : 54.774		DIFFERENCE : 0.000		
LAP	SECTOR 1	SECTOR 2	LAP TIME	MPH	DIFF	TIME OF DAY
1 -	36.706	23.296	1:00.002	72.47	5.228	11:15:58.260
2 -	35.058	22.431	57.489	75.64	2.715	11:16:55.749
3 -	34.061	22.283	56.344	77.17	1.570	11:17:52.093
4 -	34.873	23.033	57.906	75.09	3.132	11:18:49.999
5 -	34.416	22.410	56.826	76.52	2.052	11:19:46.825
6 -	33.228	22.460	55.688 (3)	78.08	0.914	11:20:42.513
7 -	33.908	22.741	56.649	76.76	1.875	11:21:39.162
8 -	33.563	22.626	56.189	77.39	1.415	11:22:35.351
9 -	33.382	22.539	55.921	77.76	1.147	11:23:31.272
10 -	33.222	22.094	55.316 (2)	78.61	0.542	11:24:26.588
11 -	33.713	22.796	56.509	76.95	1.735	11:25:23.097
12 -	<b>32.724</b>	<b>22.050</b>	<b>54.774 (1)</b>	<b>79.39</b>		<b>11:26:17.871</b>
13 -	34.443	22.649	57.092	76.16	2.318	11:27:14.963
14 -	33.744	22.148	55.892	77.80	1.118	11:28:10.855

<b>P2 14</b>		<b>Doug EDMONDSON</b>		Yamaha - Wave Racing Developments		
IDEAL LAP TIME : 55.345		BEST LAP TIME : 55.345		DIFFERENCE : 0.000		
LAP	SECTOR 1	SECTOR 2	LAP TIME	MPH	DIFF	TIME OF DAY
1 -	38.461	24.271	1:02.732	69.32	7.387	11:15:55.522
2 -	35.389	23.516	58.905	73.82	3.560	11:16:54.427
3 -	34.396	22.940	57.336	75.84	1.991	11:17:51.763
4 -	34.563	22.728	57.291	75.90	1.946	11:18:49.054
5 -	33.690	22.622	56.312 (2)	77.22	0.967	11:19:45.366
6 -	33.512	22.964	56.476 (3)	76.99	1.131	11:20:41.842
7 -	34.291	22.844	57.135	76.11	1.790	11:21:38.977
8 -	33.470	IN PIT	2:43.600 P	26.58	1:48.255	11:24:22.577
9 -	OUTLAP	23.278	1:00.772	71.55	5.427	11:25:23.349
10 -	<b>33.004</b>	<b>22.341</b>	<b>55.345 (1)</b>	<b>78.57</b>		<b>11:26:18.694</b>
11 -	34.221	23.266	57.487	75.64	2.142	11:27:16.181
12 -	34.445	22.615	57.060	76.21	1.715	11:28:13.241

<b>P3 45</b>		<b>Peter MOORE</b>		Yamaha - Curphs Cuttings		
IDEAL LAP TIME : 55.751		BEST LAP TIME : 55.818		DIFFERENCE : 0.067		
LAP	SECTOR 1	SECTOR 2	LAP TIME	MPH	DIFF	TIME OF DAY
1 -	40.765	27.073	1:07.838	64.10	12.020	11:16:27.671
2 -	40.020	IN PIT	2:50.951 P	25.43	1:55.133	11:19:18.622
3 -	OUTLAP	24.458	1:04.818	67.08	9.000	11:20:23.440
4 -	36.153	23.746	59.899	72.59	4.081	11:21:23.339
5 -	36.259	23.132	59.391	73.21	3.573	11:22:22.730
6 -	34.656	22.798	57.454	75.68	1.636	11:23:20.184
7 -	35.657	23.042	58.699	74.08	2.881	11:24:18.883
8 -	33.704	23.119	56.823	76.52	1.005	11:25:15.706
9 -	34.108	22.575	56.683	76.71	0.865	11:26:12.389
10 -	33.549	22.643	56.192 (3)	77.38	0.374	11:27:08.581
11 -	33.431	<b>22.387</b>	<b>55.818 (1)</b>	<b>77.90</b>		<b>11:28:04.399</b>
12 -	<b>33.364</b>	22.643	56.007 (2)	77.64	0.189	11:29:00.406

<b>P4 33 C</b>		<b>Sacha GYTE</b>		Yamaha -		
IDEAL LAP TIME : 55.617		BEST LAP TIME : 56.068		DIFFERENCE : 0.451		
LAP	SECTOR 1	SECTOR 2	LAP TIME	MPH	DIFF	TIME OF DAY
1 -	39.546	24.821	1:04.367	67.55	8.299	11:16:02.674
2 -	35.479	23.800	59.279	73.35	3.211	11:17:01.953
3 -	34.444	23.643	58.087	74.86	2.019	11:18:00.040
4 -	34.638	23.416	58.054	74.90	1.986	11:18:58.094
5 -	34.201	23.455	57.656	75.42	1.588	11:19:55.750
6 -	34.340	23.253	57.593	75.50	1.525	11:20:53.343
7 -	33.988	22.878	56.866	76.47	0.798	11:21:50.209

Weather / Track : Cloudy / Dry

Brands Hatch Indy  
Circuit Length = 1.2079 miles  
Start: 11:14 Flag 11:28 End: 11:29

# BMCRC - MRO Championships 2015 - Rnd 9 @ Brands Hatch Indy

## DFDS Seaways Yamaha Past Masters & ACU Kawasaki Junior Cup & Senior 300 Series

### QUALIFYING - SECTOR ANALYSIS

SECTOR 1 = FL to I1, SECTOR 2 = I1 to FL, DIFF = Difference To Personal Best Lap

8 -	34.709	23.282	57.991	74.98	1.923	11:22:48.200
9 -	33.829	23.326	57.155	76.08	1.087	11:23:45.355
10 -	33.541	22.783	56.324 (3)	77.20	0.256	11:24:41.679
11 -	35.316	22.875	58.191	74.72	2.123	11:25:39.870
12 -	34.992	23.412	58.404	74.45	2.336	11:26:38.274
13 -	33.689	<b>22.379</b>	<b>56.068 (1)</b>	<b>77.55</b>		<b>11:27:34.342</b>
14 -	<b>33.238</b>	22.848	56.086 (2)	77.53	0.018	11:28:30.428

P5	50	Graham HIGLETT	Yamaha - Face to Face Finance			
IDEAL LAP TIME : 56.022		BEST LAP TIME : 56.191	DIFFERENCE : 0.169			

LAP	SECTOR 1	SECTOR 2	LAP TIME	MPH	DIFF	TIME OF DAY
1 -	40.157	25.669	1:05.826	66.06	9.635	11:16:05.462
2 -	36.587	24.868	1:01.455	70.76	5.264	11:17:06.917
3 -	36.763	24.042	1:00.805	71.51	4.614	11:18:07.722
4 -	35.278	23.909	59.187	73.47	2.996	11:19:06.909
5 -	35.876	23.626	59.502	73.08	3.311	11:20:06.411
6 -	34.517	23.043	57.560	75.54	1.369	11:21:03.971
7 -	34.183	22.923	57.106	76.14	0.915	11:22:01.077
8 -	34.179	22.893	57.072	76.19	0.881	11:22:58.149
9 -	33.947	23.009	56.956	76.35	0.765	11:23:55.105
10 -	34.748	23.051	57.799	75.23	1.608	11:24:52.904
11 -	<b>33.616</b>	22.695	56.311 (2)	77.22	0.120	11:25:49.215
12 -	33.635	22.556	<b>56.191 (1)</b>	<b>77.38</b>		<b>11:26:45.406</b>
13 -	34.064	23.560	57.624	75.46	1.433	11:27:43.030
14 -	34.115	<b>22.406</b>	56.521 (3)	76.93	0.330	11:28:39.551

P6	88	Michael STANLEY	Yamaha -			
IDEAL LAP TIME : 55.855		BEST LAP TIME : 56.397	DIFFERENCE : 0.542			

LAP	SECTOR 1	SECTOR 2	LAP TIME	MPH	DIFF	TIME OF DAY
1 -	38.817	24.598	1:03.415	68.57	7.018	11:15:58.491
2 -	36.586	23.503	1:00.089	72.36	3.692	11:16:58.580
3 -	35.249	23.212	58.461	74.38	2.064	11:17:57.041
4 -	34.091	22.779	56.870 (3)	76.46	0.473	11:18:53.911
5 -	34.319	22.782	57.101	76.15	0.704	11:19:51.012
6 -	35.292	22.996	58.288	74.60	1.891	11:20:49.300
7 -	33.653	24.382	58.035	74.93	1.638	11:21:47.335
8 -	34.918	22.963	57.881	75.13	1.484	11:22:45.216
9 -	35.372	22.798	58.170	74.75	1.773	11:23:43.386
10 -	34.334	<b>22.536</b>	56.870 (3)	76.46	0.473	11:24:40.256
11 -	34.857	23.473	58.330	74.55	1.933	11:25:38.586
12 -	35.902	22.791	58.693	74.09	2.296	11:26:37.279
13 -	33.926	22.692	56.618 (2)	76.80	0.221	11:27:33.897
14 -	<b>33.319</b>	23.078	<b>56.397 (1)</b>	<b>77.10</b>		<b>11:28:30.294</b>

P7	46 J	Harry ROWLINGS	Kawasaki -			
IDEAL LAP TIME : 56.383		BEST LAP TIME : 56.535	DIFFERENCE : 0.152			

LAP	SECTOR 1	SECTOR 2	LAP TIME	MPH	DIFF	TIME OF DAY
1 -	37.481	24.284	1:01.765	70.40	5.230	11:15:47.451
2 -	35.420	23.893	59.313	73.31	2.778	11:16:46.764
3 -	35.062	23.668	58.730	74.04	2.195	11:17:45.494
4 -	34.809	23.773	58.582	74.23	2.047	11:18:44.076
5 -	34.297	23.226	57.523	75.59	0.988	11:19:41.599
6 -	34.743	23.780	58.523	74.30	1.988	11:20:40.122
7 -	34.187	23.130	57.317	75.86	0.782	11:21:37.439
8 -	34.052	22.933	56.985 (3)	76.31	0.450	11:22:34.424
9 -	35.019	23.618	58.637	74.16	2.102	11:23:33.061
10 -	34.203	22.984	57.187	76.04	0.652	11:24:30.248
11 -	33.991	23.567	57.558	75.55	1.023	11:25:27.806
12 -	33.706	23.403	57.109	76.14	0.574	11:26:24.915
13 -	33.745	<b>22.790</b>	<b>56.535 (1)</b>	<b>76.91</b>		<b>11:27:21.450</b>
14 -	<b>33.593</b>	23.321	56.914 (2)	76.40	0.379	11:28:18.364

Weather / Track : Cloudy / Dry

Brands Hatch Indy  
Circuit Length = 1.2079 miles  
Start: 11:14 Flag 11:28 End: 11:29

# BMCRC - MRO Championships 2015 - Rnd 9 @ Brands Hatch Indy

## DFDS Seaways Yamaha Past Masters & ACU Kawasaki Junior Cup & Senior 300 Series

### QUALIFYING - SECTOR ANALYSIS

SECTOR 1 = FL to I1, SECTOR 2 = I1 to FL, DIFF = Difference To Personal Best Lap

<b>P8 74 C Paul WHITBY</b>		Yamaha - Prestige Decor Ltd				
IDEAL LAP TIME : 56.918		BEST LAP TIME : 56.973		DIFFERENCE : 0.055		
LAP	SECTOR 1	SECTOR 2	LAP TIME	MPH	DIFF	TIME OF DAY
1 -	39.685	25.993	1:05.678	66.21	8.705	11:16:03.297
2 -	38.113	24.617	1:02.730	69.32	5.757	11:17:06.027
3 -	36.368	24.330	1:00.698	71.64	3.725	11:18:06.725
4 -	36.646	23.995	1:00.641	71.71	3.668	11:19:07.366
5 -	36.213	24.267	1:00.480	71.90	3.507	11:20:07.846
6 -	35.200	23.611	58.811	73.94	1.838	11:21:06.657
7 -	35.175	23.676	58.851	73.89	1.878	11:22:05.508
8 -	35.132	23.376	58.508	74.32	1.535	11:23:04.016
9 -	34.875	23.212	58.087	74.86	1.114	11:24:02.103
10 -	34.405	23.398	57.803 (3)	75.23	0.830	11:24:59.906
11 -	34.376	23.685	58.061	74.89	1.088	11:25:57.967
12 -	35.053	23.358	58.411	74.44	1.438	11:26:56.378
13 -	34.400	<b>22.858</b>	57.258 (2)	75.94	0.285	11:27:53.636
14 -	<b>34.060</b>	22.913	<b>56.973 (1)</b>	<b>76.32</b>		<b>11:28:50.609</b>

<b>P9 3 J Joey LAMBDEN</b>		Kawasaki -				
IDEAL LAP TIME : 57.072		BEST LAP TIME : 57.072		DIFFERENCE : 0.000		
LAP	SECTOR 1	SECTOR 2	LAP TIME	MPH	DIFF	TIME OF DAY
1 -	39.011	24.703	1:03.714	68.25	6.642	11:15:55.293
2 -	36.582	23.926	1:00.508	71.86	3.436	11:16:55.801
3 -	35.949	23.484	59.433	73.16	2.361	11:17:55.234
4 -	35.946	23.991	59.937	72.55	2.865	11:18:55.171
5 -	34.924	25.331	1:00.255	72.17	3.183	11:19:55.426
6 -	35.559	23.471	59.030	73.66	1.958	11:20:54.456
7 -	34.571	23.138	57.709 (2)	75.35	0.637	11:21:52.165
8 -	34.930	23.008	57.938 (3)	75.05	0.866	11:22:50.103
9 -	36.300	23.130	59.430	73.17	2.358	11:23:49.533
10 -	<b>34.317</b>	<b>22.755</b>	<b>57.072 (1)</b>	<b>76.19</b>		<b>11:24:46.605</b>
11 -	34.343	23.659	58.002	74.97	0.930	11:25:44.607
12 -	34.677	24.303	58.980	73.73	1.908	11:26:43.587
13 -	35.843	24.003	59.846	72.66	2.774	11:27:43.433
14 -	34.765	23.419	58.184	74.73	1.112	11:28:41.617

<b>P10 19 J James ALDERSON</b>		Kawasaki - NGK, YRF, EC1 Drinks, Burnell Fencing, Bikewise,				
IDEAL LAP TIME : 57.032		BEST LAP TIME : 57.089		DIFFERENCE : 0.057		
LAP	SECTOR 1	SECTOR 2	LAP TIME	MPH	DIFF	TIME OF DAY
1 -	38.156	25.111	1:03.267	68.73	6.178	11:15:50.577
2 -	36.373	24.304	1:00.677	71.66	3.588	11:16:51.254
3 -	35.340	23.990	59.330	73.29	2.241	11:17:50.584
4 -	35.051	23.564	58.615	74.18	1.526	11:18:49.199
5 -	35.456	23.558	59.014	73.68	1.925	11:19:48.213
6 -	34.501	23.265	57.766	75.27	0.677	11:20:45.979
7 -	35.137	23.647	58.784	73.97	1.695	11:21:44.763
8 -	34.787	23.914	58.701	74.08	1.612	11:22:43.464
9 -	34.765	23.554	58.319	74.56	1.230	11:23:41.783
10 -	34.253	23.706	57.959	75.02	0.870	11:24:39.742
11 -	34.546	23.717	58.263	74.63	1.174	11:25:38.005
12 -	34.157	23.507	57.664 (3)	75.41	0.575	11:26:35.669
13 -	34.019	<b>23.070</b>	<b>57.089 (1)</b>	<b>76.17</b>		<b>11:27:32.758</b>
14 -	<b>33.962</b>	23.434	57.396 (2)	75.76	0.307	11:28:30.154

<b>P11 18 J Alex MURLEY</b>		Kawasaki - Redfern Stevens - Fast Response Metal Engineerir				
IDEAL LAP TIME : 57.085		BEST LAP TIME : 57.146		DIFFERENCE : 0.061		
LAP	SECTOR 1	SECTOR 2	LAP TIME	MPH	DIFF	TIME OF DAY
1 -	36.859	24.763	1:01.622	70.56	4.476	11:15:50.710
2 -	36.557	23.944	1:00.501	71.87	3.355	11:16:51.211
3 -	35.309	23.946	59.255	73.38	2.109	11:17:50.466

Weather / Track : Cloudy / Dry

Brands Hatch Indy  
Circuit Length = 1.2079 miles  
Start: 11:14 Flag 11:28 End: 11:29

# BMCRC - MRO Championships 2015 - Rnd 9 @ Brands Hatch Indy

## DFDS Seaways Yamaha Past Masters & ACU Kawasaki Junior Cup & Senior 300 Series

### QUALIFYING - SECTOR ANALYSIS

SECTOR 1 = FL to I1, SECTOR 2 = I1 to FL, DIFF = Difference To Personal Best Lap

4 -	35.007	23.597	58.604	74.20	1.458	11:18:49.070
5 -	35.470	23.556	59.026	73.67	1.880	11:19:48.096
6 -	34.412	23.384	57.796	75.24	0.650	11:20:45.892
7 -	36.129	24.538	1:00.667	71.67	3.521	11:21:46.559
8 -	34.342	23.111	57.453 (2)	75.68	0.307	11:22:44.012
9 -	34.914	23.480	58.394	74.47	1.248	11:23:42.406
10 -	<b>34.027</b>	23.698	57.725 (3)	75.33	0.579	11:24:40.131
11 -	35.331	24.623	59.954	72.53	2.808	11:25:40.085
12 -	36.001	23.773	59.774	72.75	2.628	11:26:39.859
13 -	35.916	23.428	59.344	73.27	2.198	11:27:39.203
14 -	34.088	<b>23.058</b>	<b>57.146 (1)</b>	<b>76.09</b>		<b>11:28:36.349</b>

P12 101		Andrew DAVIES		Yamaha - GIBSON EXHAUSTS		
IDEAL LAP TIME : 57.138		BEST LAP TIME : 57.382		DIFFERENCE : 0.244		
LAP	SECTOR 1	SECTOR 2	LAP TIME	MPH	DIFF	TIME OF DAY
1 -	41.547	25.346	1:06.893	65.00	9.511	11:15:59.527
2 -	39.025	24.454	1:03.479	68.50	6.097	11:17:03.006
3 -	35.553	23.446	58.999	73.70	1.617	11:18:02.005
4 -	35.692	23.229	58.921	73.80	1.539	11:19:00.926
5 -	35.365	23.290	58.655	74.13	1.273	11:19:59.581
6 -	34.883	23.152	58.035	74.93	0.653	11:20:57.616
7 -	34.501	23.028	57.529 (3)	75.58	0.147	11:21:55.145
8 -	34.848	23.030	57.878	75.13	0.496	11:22:53.023
9 -	<b>34.205</b>	23.573	57.778	75.26	0.396	11:23:50.801
10 -	34.296	23.328	57.624	75.46	0.242	11:24:48.425
11 -	34.473	22.994	57.467 (2)	75.67	0.085	11:25:45.892
12 -	34.430	23.342	57.772	75.27	0.390	11:26:43.664
13 -	34.775	23.307	58.082	74.87	0.700	11:27:41.746
14 -	34.449	<b>22.933</b>	<b>57.382 (1)</b>	<b>75.78</b>		<b>11:28:39.128</b>

P13 29 R		Giles HARWOOD		Yamaha -		
IDEAL LAP TIME : 57.856		BEST LAP TIME : 58.074		DIFFERENCE : 0.218		
LAP	SECTOR 1	SECTOR 2	LAP TIME	MPH	DIFF	TIME OF DAY
1 -	41.897	26.132	1:08.029	63.92	9.955	11:16:18.994
2 -	37.531	24.806	1:02.337	69.75	4.263	11:17:21.331
3 -	36.866	24.486	1:01.352	70.87	3.278	11:18:22.683
4 -	37.471	24.068	1:01.539	70.66	3.465	11:19:24.222
5 -	36.462	23.615	1:00.077	72.38	2.003	11:20:24.299
6 -	35.285	23.542	58.827	73.92	0.753	11:21:23.126
7 -	35.393	23.720	59.113	73.56	1.039	11:22:22.239
8 -	34.852	23.222	<b>58.074 (1)</b>	<b>74.88</b>		<b>11:23:20.313</b>
9 -	35.807	<b>23.087</b>	58.894	73.83	0.820	11:24:19.207
10 -	<b>34.769</b>	23.329	58.098 (2)	74.84	0.024	11:25:17.305
11 -	35.464	23.209	58.673 (3)	74.11	0.599	11:26:15.978
12 -	35.635	23.286	58.921	73.80	0.847	11:27:14.899
13 -	35.727	23.432	59.159	73.50	1.085	11:28:14.058

P14 23 S		Carl MITCHELL		Kawasaki - HB REAVIS Real Estate		
IDEAL LAP TIME : 58.358		BEST LAP TIME : 58.358		DIFFERENCE : 0.000		
LAP	SECTOR 1	SECTOR 2	LAP TIME	MPH	DIFF	TIME OF DAY
1 -	40.047	24.987	1:05.034	66.86	6.676	11:15:56.438
2 -	37.226	24.763	1:01.989	70.15	3.631	11:16:58.427
3 -	36.571	24.323	1:00.894	71.41	2.536	11:17:59.321
4 -	36.578	24.080	1:00.658	71.69	2.300	11:18:59.979
5 -	36.517	24.086	1:00.603	71.75	2.245	11:20:00.582
6 -	35.964	24.574	1:00.538	71.83	2.180	11:21:01.120
7 -	35.384	24.167	59.551	73.02	1.193	11:22:00.671
8 -	35.346	23.780	59.126 (3)	73.54	0.768	11:22:59.797
9 -	35.347	23.844	59.191	73.46	0.833	11:23:58.988
10 -	35.338	23.867	59.205	73.44	0.847	11:24:58.193
11 -	35.312	24.640	59.952	72.53	1.594	11:25:58.145
12 -	35.828	23.876	59.704	72.83	1.346	11:26:57.849

Weather / Track : Cloudy / Dry

Brands Hatch Indy  
Circuit Length = 1.2079 miles  
Start: 11:14 Flag 11:28 End: 11:29



# BMCRC - MRO Championships 2015 - Rnd 9 @ Brands Hatch Indy

## DFDS Seaways Yamaha Past Masters & ACU Kawasaki Junior Cup & Senior 300 Series

### QUALIFYING - SECTOR ANALYSIS

SECTOR 1 = FL to I1, SECTOR 2 = I1 to FL, DIFF = Difference To Personal Best Lap

13 -	34.960	23.857	58.817 (2)	73.93	0.459	11:27:56.666
14 -	<b>34.935</b>	<b>23.423</b>	<b>58.358 (1)</b>	<b>74.51</b>		<b>11:28:55.024</b>

P15 106 J Patrick BYRNE		Kawasaki - PKB RACING				
IDEAL LAP TIME : 58.592		BEST LAP TIME : 58.592		DIFFERENCE : 0.000		
LAP	SECTOR 1	SECTOR 2	LAP TIME	MPH	DIFF	TIME OF DAY
1 -	38.883	24.852	1:03.735	68.22	5.143	11:15:50.493
2 -	36.982	23.922	1:00.904	71.40	2.312	11:16:51.397
3 -	35.425	24.324	59.749	72.78	1.157	11:17:51.146
4 -	35.391	24.063	59.454	73.14	0.862	11:18:50.600
5 -	35.482	23.897	59.379 (3)	73.23	0.787	11:19:49.979
6 -	36.558	24.041	1:00.599	71.76	2.007	11:20:50.578
7 -	35.650	23.873	59.523	73.05	0.931	11:21:50.101
8 -	36.041	23.881	59.922	72.57	1.330	11:22:50.023
9 -	35.639	23.839	59.478	73.11	0.886	11:23:49.501
10 -	35.484	23.600	59.084 (2)	73.60	0.492	11:24:48.585
11 -	35.779	24.196	59.975	72.50	1.383	11:25:48.560
12 -	<b>35.178</b>	<b>23.414</b>	<b>58.592 (1)</b>	<b>74.21</b>		<b>11:26:47.152</b>
13 -	35.266	24.155	59.421	73.18	0.829	11:27:46.573
14 -	35.821	23.574	59.395	73.21	0.803	11:28:45.968

P16 93 S Monica ISAAC		Kawasaki - Fins Motorcycles				
IDEAL LAP TIME : 58.422		BEST LAP TIME : 58.738		DIFFERENCE : 0.316		
LAP	SECTOR 1	SECTOR 2	LAP TIME	MPH	DIFF	TIME OF DAY
1 -	37.324	25.089	1:02.413	69.67	3.675	11:15:51.470
2 -	36.293	24.262	1:00.555	71.81	1.817	11:16:52.025
3 -	35.290	23.952	59.242	73.40	0.504	11:17:51.267
4 -	35.884	<b>23.545</b>	59.429	73.17	0.691	11:18:50.696
5 -	35.809	23.767	59.576	72.99	0.838	11:19:50.272
6 -	35.145	23.634	58.779 (2)	73.98	0.041	11:20:49.051
7 -	35.302	23.680	58.982	73.72	0.244	11:21:48.033
8 -	35.460	23.749	59.209	73.44	0.471	11:22:47.242
9 -	<b>34.877</b>	24.269	59.146	73.52	0.408	11:23:46.388
10 -	35.096	23.748	58.844 (3)	73.90	0.106	11:24:45.232
11 -	35.401	23.701	59.102	73.57	0.364	11:25:44.334
12 -	34.912	24.079	58.991	73.71	0.253	11:26:43.325
13 -	35.265	23.891	59.156	73.51	0.418	11:27:42.481
14 -	34.882	23.856	<b>58.738 (1)</b>	<b>74.03</b>		<b>11:28:41.219</b>

P17 126 S Gareth HOPKINS		Kawasaki -				
IDEAL LAP TIME : 59.287		BEST LAP TIME : 59.435		DIFFERENCE : 0.148		
LAP	SECTOR 1	SECTOR 2	LAP TIME	MPH	DIFF	TIME OF DAY
1 -	43.007	27.764	1:10.771	61.44	11.336	11:16:25.168
2 -	39.749	26.282	1:06.031	65.85	6.596	11:17:31.199
3 -	38.044	26.506	1:04.550	67.36	5.115	11:18:35.749
4 -	37.635	25.054	1:02.689	69.36	3.254	11:19:38.438
5 -	37.092	24.567	1:01.659	70.52	2.224	11:20:40.097
6 -	37.446	24.397	1:01.843	70.31	2.408	11:21:41.940
7 -	36.167	24.297	1:00.464	71.92	1.029	11:22:42.404
8 -	35.838	24.140	59.978 (3)	72.50	0.543	11:23:42.382
9 -	<b>35.547</b>	24.011	59.558 (2)	73.01	0.123	11:24:41.940
10 -	36.131	24.053	1:00.184	72.25	0.749	11:25:42.124
11 -	36.123	23.943	1:00.066	72.39	0.631	11:26:42.190
12 -	35.960	24.170	1:00.130	72.32	0.695	11:27:42.320
13 -	35.695	<b>23.740</b>	<b>59.435 (1)</b>	<b>73.16</b>		<b>11:28:41.755</b>

P18 52 C Tim HALL		Yamaha -				
IDEAL LAP TIME : 59.138		BEST LAP TIME : 59.502		DIFFERENCE : 0.364		
LAP	SECTOR 1	SECTOR 2	LAP TIME	MPH	DIFF	TIME OF DAY
1 -	40.095	25.699	1:05.794	66.09	6.292	11:16:05.820

Weather / Track : Cloudy / Dry

Brands Hatch Indy  
Circuit Length = 1.2079 miles  
Start: 11:14 Flag 11:28 End: 11:29

# BMCRC - MRO Championships 2015 - Rnd 9 @ Brands Hatch Indy

## DFDS Seaways Yamaha Past Masters & ACU Kawasaki Junior Cup & Senior 300 Series

### QUALIFYING - SECTOR ANALYSIS

SECTOR 1 = FL to I1, SECTOR 2 = I1 to FL, DIFF = Difference To Personal Best Lap

2 -	39.040	25.589	1:04.629	67.28	5.127	11:17:10.449
3 -	36.667	24.320	1:00.987	71.30	1.485	11:18:11.436
4 -	35.695	24.373	1:00.068	72.39	0.566	11:19:11.504
5 -	36.132	23.911	1:00.043 (3)	72.42	0.541	11:20:11.547
6 -	35.500	24.746	1:00.246	72.18	0.744	11:21:11.793
7 -	35.663	23.932	59.595 (2)	72.96	0.093	11:22:11.388
<b>8 -</b>	<b>35.459</b>	24.043	<b>59.502 (1)</b>	<b>73.08</b>		<b>11:23:10.890</b>
9 -	38.966	25.695	1:04.661	67.25	5.159	11:24:15.551
10 -	35.924	24.307	1:00.231	72.19	0.729	11:25:15.782
11 -	36.032	24.117	1:00.149	72.29	0.647	11:26:15.931
12 -	36.659	<b>23.679</b>	1:00.338	72.07	0.836	11:27:16.269
13 -	35.520	25.354	1:00.874	71.43	1.372	11:28:17.143

P19 51 S Andy SMITH			Kawasaki - A2N Racing & Opie Oils			
IDEAL LAP TIME : 59.886		BEST LAP TIME : 59.886	DIFFERENCE : 0.000			
LAP	SECTOR 1	SECTOR 2	LAP TIME	MPH	DIFF	TIME OF DAY
1 -	37.756	24.706	1:02.462	69.61	2.576	11:15:51.629
2 -	36.763	24.425	1:01.188	71.06	1.302	11:16:52.817
3 -	37.147	24.492	1:01.639	70.54	1.753	11:17:54.456
4 -	36.741	24.420	1:01.161	71.10	1.275	11:18:55.617
5 -	36.015	24.470	1:00.485	71.89	0.599	11:19:56.102
6 -	36.263	24.392	1:00.655	71.69	0.769	11:20:56.757
7 -	36.036	23.998	1:00.034 (2)	72.43	0.148	11:21:56.791
8 -	36.040	24.427	1:00.467	71.91	0.581	11:22:57.258
9 -	36.231	24.232	1:00.463	71.92	0.577	11:23:57.721
10 -	36.209	24.277	1:00.486	71.89	0.600	11:24:58.207
11 -	36.224	24.123	1:00.347	72.05	0.461	11:25:58.554
12 -	36.543	24.446	1:00.989	71.30	1.103	11:26:59.543
13 -	36.152	23.909	1:00.061 (3)	72.40	0.175	11:27:59.604
<b>14 -</b>	<b>35.984</b>	<b>23.902</b>	<b>59.886 (1)</b>	<b>72.61</b>		<b>11:28:59.490</b>

P20 26 J Luke HOPKINS			Kawasaki - MUM			
IDEAL LAP TIME : 59.994		BEST LAP TIME : 1:00.135	DIFFERENCE : 0.141			
LAP	SECTOR 1	SECTOR 2	LAP TIME	MPH	DIFF	TIME OF DAY
1 -	43.214	27.473	1:10.687	61.51	10.552	11:16:27.650
2 -	39.132	25.728	1:04.860	67.04	4.725	11:17:32.510
3 -	37.706	27.670	1:05.376	66.51	5.241	11:18:37.886
4 -	37.252	26.151	1:03.403	68.58	3.268	11:19:41.289
5 -	36.682	25.377	1:02.059 (3)	70.07	1.924	11:20:43.348
6 -	37.874	25.436	1:03.310	68.68	3.175	11:21:46.658
7 -	37.505	24.912	1:02.417	69.67	2.282	11:22:49.075
8 -	37.425	25.643	1:03.068	68.95	2.933	11:23:52.143
9 -	37.705	25.667	1:03.372	68.62	3.237	11:24:55.515
10 -	36.650	25.888	1:02.538	69.53	2.403	11:25:58.053
11 -	37.223	25.063	1:02.286	69.81	2.151	11:27:00.339
<b>12 -</b>	36.062	<b>24.073</b>	<b>1:00.135 (1)</b>	<b>72.31</b>		<b>11:28:00.474</b>
13 -	<b>35.921</b>	24.418	1:00.339 (2)	72.06	0.204	11:29:00.813

P21 36 C Paul DAVIES			Yamaha - kdstudios			
IDEAL LAP TIME : 1:00.011		BEST LAP TIME : 1:00.224	DIFFERENCE : 0.213			
LAP	SECTOR 1	SECTOR 2	LAP TIME	MPH	DIFF	TIME OF DAY
1 -	40.869	25.518	1:06.387	65.50	6.163	11:16:01.127
2 -	38.273	24.767	1:03.040	68.98	2.816	11:17:04.167
3 -	36.812	24.745	1:01.557	70.64	1.333	11:18:05.724
4 -	36.951	24.399	1:01.350	70.88	1.126	11:19:07.074
5 -	36.836	25.071	1:01.907	70.24	1.683	11:20:08.981
<b>6 -</b>	36.120	<b>24.104</b>	<b>1:00.224 (1)</b>	<b>72.20</b>		<b>11:21:09.205</b>
7 -	<b>35.907</b>	24.561	1:00.468 (2)	71.91	0.244	11:22:09.673
8 -	36.109	24.935	1:01.044 (3)	71.23	0.820	11:23:10.717

Weather / Track : Cloudy / Dry

Brands Hatch Indy  
Circuit Length = 1.2079 miles  
Start: 11:14 Flag 11:28 End: 11:29

# BMCRC - MRO Championships 2015 - Rnd 9 @ Brands Hatch Indy

## DFDS Seaways Yamaha Past Masters & ACU Kawasaki Junior Cup & Senior 300 Series

### QUALIFYING - SECTOR ANALYSIS

SECTOR 1 = FL to I1, SECTOR 2 = I1 to FL, DIFF = Difference To Personal Best Lap

<b>P22 83 C</b>		<b>Malcolm HUTCHEON</b>		Yamaha -		
IDEAL LAP TIME : 1:00.141		BEST LAP TIME : 1:00.267		DIFFERENCE : 0.126		
LAP	SECTOR 1	SECTOR 2	LAP TIME	MPH	DIFF	TIME OF DAY
1 -	41.471	25.348	1:06.819	65.08	6.552	11:16:01.758
2 -	38.236	24.710	1:02.946	69.08	2.679	11:17:04.704
3 -	36.950	24.323	1:01.273	70.97	1.006	11:18:05.977
4 -	36.263	24.022	1:00.285 (2)	72.13	0.018	11:19:06.262
5 -	37.323	24.959	1:02.282	69.82	2.015	11:20:08.544
6 -	36.291	<b>23.976</b>	<b>1:00.267 (1)</b>	<b>72.15</b>		<b>11:21:08.811</b>
7 -	<b>36.165</b>	24.429	1:00.594	71.76	0.327	11:22:09.405
8 -	36.329	24.182	1:00.511 (3)	71.86	0.244	11:23:09.916
9 -	36.273	24.488	1:00.761	71.56	0.494	11:24:10.677
10 -	36.205	24.435	1:00.640	71.71	0.373	11:25:11.317
11 -	36.772	24.332	1:01.104	71.16	0.837	11:26:12.421
12 -	36.920	24.282	1:01.202	71.05	0.935	11:27:13.623
13 -	37.277	24.262	1:01.539	70.66	1.272	11:28:15.162

<b>P23 9 S</b>		<b>Graham HAW</b>		Kawasaki - Graham Haw Joinery		
IDEAL LAP TIME : 1:00.435		BEST LAP TIME : 1:00.435		DIFFERENCE : 0.000		
LAP	SECTOR 1	SECTOR 2	LAP TIME	MPH	DIFF	TIME OF DAY
1 -	39.899	25.855	1:05.754	66.13	5.319	11:16:20.315
2 -	37.899	24.942	1:02.841	69.20	2.406	11:17:23.156
3 -	37.724	24.958	1:02.682	69.37	2.247	11:18:25.838
4 -	37.804	24.648	1:02.452	69.63	2.017	11:19:28.290
5 -	37.129	24.636	1:01.765	70.40	1.330	11:20:30.055
6 -	37.092	24.712	1:01.804	70.36	1.369	11:21:31.859
7 -	36.776	24.416	1:01.192 (3)	71.06	0.757	11:22:33.051
8 -	36.953	24.673	1:01.626	70.56	1.191	11:23:34.677
9 -	36.725	24.917	1:01.642	70.54	1.207	11:24:36.319
10 -	37.202	24.790	1:01.992	70.14	1.557	11:25:38.311
11 -	36.475	24.173	1:00.648 (2)	71.70	0.213	11:26:38.959
12 -	37.066	24.634	1:01.700	70.47	1.265	11:27:40.659
13 -	<b>36.417</b>	<b>24.018</b>	<b>1:00.435 (1)</b>	<b>71.95</b>		<b>11:28:41.094</b>

<b>P24 32 S</b>		<b>Paul ROBSON</b>		Kawasaki - London First Aid		
IDEAL LAP TIME : 1:00.334		BEST LAP TIME : 1:00.481		DIFFERENCE : 0.147		
LAP	SECTOR 1	SECTOR 2	LAP TIME	MPH	DIFF	TIME OF DAY
1 -	40.018	25.499	1:05.517	66.37	5.036	11:15:57.715
2 -	38.340	25.555	1:03.895	68.05	3.414	11:17:01.610
3 -	37.139	24.618	1:01.757	70.41	1.276	11:18:03.367
4 -	36.719	25.028	1:01.747	70.42	1.266	11:19:05.114
5 -	37.187	24.730	1:01.917	70.23	1.436	11:20:07.031
6 -	<b>36.266</b>	24.608	1:00.874 (3)	71.43	0.393	11:21:07.905
7 -	36.837	24.828	1:01.665	70.51	1.184	11:22:09.570
8 -	37.496	24.422	1:01.918	70.23	1.437	11:23:11.488
9 -	38.532	25.031	1:03.563	68.41	3.082	11:24:15.051
10 -	36.607	24.521	1:01.128	71.13	0.647	11:25:16.179
11 -	36.545	24.643	1:01.188	71.06	0.707	11:26:17.367
12 -	36.716	<b>24.068</b>	1:00.784 (2)	71.54	0.303	11:27:18.151
13 -	36.371	24.110	<b>1:00.481 (1)</b>	<b>71.90</b>		<b>11:28:18.632</b>

<b>P25 113 J</b>		<b>Dean BRADLEY</b>		Kawasaki -		
IDEAL LAP TIME : 1:00.640		BEST LAP TIME : 1:00.640		DIFFERENCE : 0.000		
LAP	SECTOR 1	SECTOR 2	LAP TIME	MPH	DIFF	TIME OF DAY
1 -	41.009	26.127	1:07.136	64.77	6.496	11:16:01.429
2 -	39.493	25.274	1:04.767	67.14	4.127	11:17:06.196
3 -	37.584	25.557	1:03.141	68.87	2.501	11:18:09.337
4 -	36.975	25.294	1:02.269	69.83	1.629	11:19:11.606
5 -	37.680	25.265	1:02.945	69.08	2.305	11:20:14.551
6 -	36.944	24.926	1:01.870	70.28	1.230	11:21:16.421

Weather / Track : Cloudy / Dry

Brands Hatch Indy  
Circuit Length = 1.2079 miles  
Start: 11:14 Flag 11:28 End: 11:29

# BMCRC - MRO Championships 2015 - Rnd 9 @ Brands Hatch Indy

## DFDS Seaways Yamaha Past Masters & ACU Kawasaki Junior Cup & Senior 300 Series

### QUALIFYING - SECTOR ANALYSIS

SECTOR 1 = FL to I1, SECTOR 2 = I1 to FL, DIFF = Difference To Personal Best Lap

7 -	36.431	25.021	1:01.452	70.76	0.812	11:22:17.873
8 -	36.488	24.711	1:01.199 (2)	71.05	0.559	11:23:19.072
9 -	37.572	26.161	1:03.733	68.23	3.093	11:24:22.805
10 -	36.554	24.925	1:01.479	70.73	0.839	11:25:24.284
11 -	36.519	24.801	1:01.320 (3)	70.91	0.680	11:26:25.604
12 -	<b>35.951</b>	<b>24.689</b>	<b>1:00.640 (1)</b>	<b>71.71</b>		<b>11:27:26.244</b>
13 -	36.372	25.138	1:01.510	70.69	0.870	11:28:27.754

P26	81 R	Scott GRANT	Yamaha - SEAGER engineering/Interim FM Solutions			
IDEAL LAP TIME : 1:00.659		BEST LAP TIME : 1:00.659		DIFFERENCE : 0.000		

LAP	SECTOR 1	SECTOR 2	LAP TIME	MPH	DIFF	TIME OF DAY
1 -	41.133	25.862	1:06.995	64.90	6.336	11:16:18.039
2 -	37.788	24.959	1:02.747	69.30	2.088	11:17:20.786
3 -	37.058	24.694	1:01.752 (2)	70.42	1.093	11:18:22.538
4 -	37.639	24.729	1:02.368 (3)	69.72	1.709	11:19:24.906
5 -	<b>36.417</b>	<b>24.242</b>	<b>1:00.659 (1)</b>	<b>71.68</b>		<b>11:20:25.565</b>

P27	136 J	Harry FOWLE	Kawasaki -			
IDEAL LAP TIME : 1:00.585		BEST LAP TIME : 1:00.922		DIFFERENCE : 0.337		

LAP	SECTOR 1	SECTOR 2	LAP TIME	MPH	DIFF	TIME OF DAY
1 -	40.056	25.838	1:05.894	65.99	4.972	11:15:57.366
2 -	38.198	IN PIT	1:54.812 P	37.87	53.890	11:17:52.178
3 -	OUTLAP	25.337	1:12.760	59.76	11.838	11:19:04.938
4 -	38.285	25.738	1:04.023	67.92	3.101	11:20:08.961
5 -	37.438	25.538	1:02.976	69.05	2.054	11:21:11.937
6 -	37.192	25.131	1:02.323	69.77	1.401	11:22:14.260
7 -	36.829	25.271	1:02.100	70.02	1.178	11:23:16.360
8 -	36.529	24.908	1:01.437	70.78	0.515	11:24:17.797
9 -	36.531	24.830	1:01.361 (3)	70.86	0.439	11:25:19.158
10 -	43.563	26.045	1:09.608	62.47	8.686	11:26:28.766
11 -	<b>36.359</b>	24.678	1:01.037 (2)	71.24	0.115	11:27:29.803
12 -	36.696	<b>24.226</b>	<b>1:00.922 (1)</b>	<b>71.37</b>		<b>11:28:30.725</b>

P28	37 S	Craig CLEMONS	Kawasaki - Naomi			
IDEAL LAP TIME : 1:01.220		BEST LAP TIME : 1:01.220		DIFFERENCE : 0.000		

LAP	SECTOR 1	SECTOR 2	LAP TIME	MPH	DIFF	TIME OF DAY
1 -	43.795	27.765	1:11.560	60.76	10.340	11:16:26.789
2 -	40.536	26.163	1:06.699	65.19	5.479	11:17:33.488
3 -	38.618	26.076	1:04.694	67.21	3.474	11:18:38.182
4 -	38.071	25.298	1:03.369	68.62	2.149	11:19:41.551
5 -	37.609	25.045	1:02.654	69.40	1.434	11:20:44.205
6 -	38.028	25.675	1:03.703	68.26	2.483	11:21:47.908
7 -	37.530	24.814	1:02.344	69.75	1.124	11:22:50.252
8 -	36.883	25.517	1:02.400	69.68	1.180	11:23:52.652
9 -	37.620	25.608	1:03.228	68.77	2.008	11:24:55.880
10 -	36.793	25.020	1:01.813 (3)	70.35	0.593	11:25:57.693
11 -	37.303	24.568	1:01.871	70.28	0.651	11:26:59.564
12 -	36.939	24.523	1:01.462 (2)	70.75	0.242	11:28:01.026
13 -	<b>36.732</b>	<b>24.488</b>	<b>1:01.220 (1)</b>	<b>71.03</b>		<b>11:29:02.246</b>

P29	100	Steve REDHEAD	Yamaha -			
IDEAL LAP TIME : 1:01.812		BEST LAP TIME : 1:01.812		DIFFERENCE : 0.000		

LAP	SECTOR 1	SECTOR 2	LAP TIME	MPH	DIFF	TIME OF DAY
1 -	41.637	26.312	1:07.949	63.99	6.137	11:16:10.088
2 -	39.857	25.420	1:05.277	66.61	3.465	11:17:15.365
3 -	37.850	24.810	1:02.660	69.40	0.848	11:18:18.025
4 -	37.945	24.805	1:02.750	69.30	0.938	11:19:20.775
5 -	37.824	25.610	1:03.434	68.55	1.622	11:20:24.209
6 -	37.934	24.628	1:02.562 (3)	69.50	0.750	11:21:26.771
7 -	<b>37.300</b>	<b>24.512</b>	<b>1:01.812 (1)</b>	<b>70.35</b>		<b>11:22:28.583</b>

Weather / Track : Cloudy / Dry

Brands Hatch Indy  
Circuit Length = 1.2079 miles  
Start: 11:14 Flag 11:28 End: 11:29

# BMCRC - MRO Championships 2015 - Rnd 9 @ Brands Hatch Indy

## DFDS Seaways Yamaha Past Masters & ACU Kawasaki Junior Cup & Senior 300 Series

### QUALIFYING - SECTOR ANALYSIS

SECTOR 1 = FL to I1, SECTOR 2 = I1 to FL, DIFF = Difference To Personal Best Lap

8 -	38.892	25.448	1:04.340	67.58	2.528	11:23:32.923
9 -	37.343	24.793	1:02.136 (2)	69.98	0.324	11:24:35.059
10 -	38.079	24.988	1:03.067	68.95	1.255	11:25:38.126
11 -	38.471	24.603	1:03.074	68.94	1.262	11:26:41.200

<b>P30</b>	<b>69 J</b>	<b>Connor HALL</b>	Kawasaki - S & Y CERAMICS			
IDEAL LAP TIME : 1:01.871		BEST LAP TIME : 1:01.871		DIFFERENCE : 0.000		
LAP	SECTOR 1	SECTOR 2	LAP TIME	MPH	DIFF	TIME OF DAY
1 -	43.371	26.435	1:09.806	62.29	7.935	11:16:22.860
2 -	39.633	26.472	1:06.105	65.78	4.234	11:17:28.965
3 -	38.155	26.045	1:04.200	67.73	2.329	11:18:33.165
4 -	37.808	25.694	1:03.502	68.47	1.631	11:19:36.667
5 -	37.639	25.078	1:02.717	69.33	0.846	11:20:39.384
<b>6 -</b>	<b>37.176</b>	<b>24.695</b>	<b>1:01.871 (1)</b>	<b>70.28</b>		<b>11:21:41.255</b>
7 -	37.631	25.043	1:02.674 (3)	69.38	0.803	11:22:43.929
8 -	37.376	24.938	1:02.314 (2)	69.78	0.443	11:23:46.243

<b>P31</b>	<b>20 J</b>	<b>Kai DICKINSON</b>	Kawasaki - Dad			
IDEAL LAP TIME : 1:02.411		BEST LAP TIME : 1:02.472		DIFFERENCE : 0.061		
LAP	SECTOR 1	SECTOR 2	LAP TIME	MPH	DIFF	TIME OF DAY
1 -	41.212	26.610	1:07.822	64.11	5.350	11:16:05.525
2 -	38.989	26.012	1:05.001	66.90	2.529	11:17:10.526
3 -	38.362	25.710	1:04.072	67.87	1.600	11:18:14.598
4 -	38.007	25.950	1:03.957	67.99	1.485	11:19:18.555
5 -	37.712	25.847	1:03.559	68.41	1.087	11:20:22.114
6 -	37.881	25.362	1:03.243 (3)	68.76	0.771	11:21:25.357
7 -	37.632	<b>25.331</b>	1:02.963 (2)	69.06	0.491	11:22:28.320
8 -	38.755	25.874	1:04.629	67.28	2.157	11:23:32.949
9 -	38.081	25.376	1:03.457	68.52	0.985	11:24:36.406
10 -	38.114	25.727	1:03.841	68.11	1.369	11:25:40.247
11 -	38.369	25.514	1:03.883	68.07	1.411	11:26:44.130
12 -	37.605	25.641	1:03.246	68.75	0.774	11:27:47.376
<b>13 -</b>	<b>37.080</b>	25.392	<b>1:02.472 (1)</b>	<b>69.60</b>		<b>11:28:49.848</b>

<b>P32</b>	<b>73 S</b>	<b>Michael SHARMAN</b>	Kawasaki -			
IDEAL LAP TIME : 1:02.920		BEST LAP TIME : 1:02.920		DIFFERENCE : 0.000		
LAP	SECTOR 1	SECTOR 2	LAP TIME	MPH	DIFF	TIME OF DAY
1 -	40.874	26.280	1:07.154	64.75	4.234	11:16:08.247
2 -	39.281	25.861	1:05.142	66.75	2.222	11:17:13.389
3 -	38.270	25.232	1:03.502 (3)	68.47	0.582	11:18:16.891
4 -	38.181	25.208	1:03.389 (2)	68.60	0.469	11:19:20.280
5 -	37.830	25.768	1:03.598	68.37	0.678	11:20:23.878
6 -	38.623	25.382	1:04.005	67.94	1.085	11:21:27.883
<b>7 -</b>	<b>37.796</b>	<b>25.124</b>	<b>1:02.920 (1)</b>	<b>69.11</b>		<b>11:22:30.803</b>
8 -	38.258	25.711	1:03.969	67.97	1.049	11:23:34.772
9 -	40.267	26.058	1:06.325	65.56	3.405	11:24:41.097

<b>P33</b>	<b>7</b>	<b>Rik BALLERINI</b>	Yamaha - SCLS Ltd			
IDEAL LAP TIME : 1:04.027		BEST LAP TIME : 1:04.027		DIFFERENCE : 0.000		
LAP	SECTOR 1	SECTOR 2	LAP TIME	MPH	DIFF	TIME OF DAY
1 -	41.783	25.328	1:07.111 (2)	64.79	3.084	11:16:19.320
<b>2 -</b>	<b>39.015</b>	<b>25.012</b>	<b>1:04.027 (1)</b>	<b>67.91</b>		<b>11:17:23.347</b>

<b>P34</b>	<b>139 S</b>	<b>Patrick SMITH</b>	Kawasaki -			
IDEAL LAP TIME : 1:04.232		BEST LAP TIME : 1:04.371		DIFFERENCE : 0.139		
LAP	SECTOR 1	SECTOR 2	LAP TIME	MPH	DIFF	TIME OF DAY
1 -	44.513	27.751	1:12.264	60.17	7.893	11:16:14.731
2 -	41.805	26.791	1:08.596	63.39	4.225	11:17:23.327
3 -	41.372	26.331	1:07.703	64.23	3.332	11:18:31.030

Weather / Track : Cloudy / Dry

Brands Hatch Indy  
Circuit Length = 1.2079 miles  
Start: 11:14 Flag 11:28 End: 11:29

# BMCRC - MRO Championships 2015 - Rnd 9 @ Brands Hatch Indy

## DFDS Seaways Yamaha Past Masters & ACU Kawasaki Junior Cup & Senior 300 Series

### QUALIFYING - SECTOR ANALYSIS

SECTOR 1 = FL to I1, SECTOR 2 = I1 to FL, DIFF = Difference To Personal Best Lap

4 -	38.937	26.423	1:05.360	66.53	0.989	11:19:36.390
5 -	39.238	26.327	1:05.565	66.32	1.194	11:20:41.955
6 -	39.604	26.245	1:05.849	66.03	1.478	11:21:47.804
7 -	39.536	25.767	1:05.303	66.59	0.932	11:22:53.107
8 -	39.122	25.772	1:04.894	67.01	0.523	11:23:58.001
9 -	38.964	25.777	1:04.741 (3)	67.16	0.370	11:25:02.742
10 -	38.973	<b>25.747</b>	1:04.720 (2)	67.19	0.349	11:26:07.462
<b>11 -</b>	<b>38.485</b>	25.886	<b>1:04.371 (1)</b>	<b>67.55</b>		<b>11:27:11.833</b>
12 -	39.316	26.400	1:05.716	66.17	1.345	11:28:17.549

**P35 71 S Karie HENLY**

Kawasaki -

IDEAL LAP TIME : 1:05.913

BEST LAP TIME : 1:06.246

DIFFERENCE : 0.333

LAP	SECTOR 1	SECTOR 2	LAP TIME	MPH	DIFF	TIME OF DAY
1 -	43.294	28.177	1:11.471	60.84	5.225	11:16:31.718
2 -	42.025	27.079	1:09.104	62.92	2.858	11:17:40.822
3 -	40.887	26.787	1:07.674	64.25	1.428	11:18:48.496
4 -	40.679	26.988	1:07.667	64.26	1.421	11:19:56.163
5 -	40.182	26.887	1:07.069	64.83	0.823	11:21:03.232
<b>6 -</b>	39.951	26.295	<b>1:06.246 (1)</b>	<b>65.64</b>		<b>11:22:09.478</b>
7 -	40.199	<b>26.217</b>	1:06.416 (3)	65.47	0.170	11:23:15.894
8 -	40.590	26.425	1:07.015	64.89	0.769	11:24:22.909
9 -	40.781	26.251	1:07.032	64.87	0.786	11:25:29.941
10 -	39.915	26.349	1:06.264 (2)	65.62	0.018	11:26:36.205

# BMCRC - MRO Championships 2015 - Rnd 9 @ Brands Hatch Indy

## DFDS Seaways Yamaha Past Masters & ACU Kawasaki Junior Cup & Senior 300 Series

### QUALIFYING - BEST SECTORS

SECTOR 1				SECTOR 2				IDEAL / BEST COMPARISON				
POS	NO	NAME	TIME	NO	NAME	TIME	POS	NO	NAME	IDEAL	BEST	DIFF
									<b>PERFECT LAP</b>	<b>54.774</b>		
1	6	BARBER	<b>32.724</b>	6	BARBER	<b>22.050</b>	1	6	BARBER	54.774	54.774	0.000
2	14	EDMONDSON	<b>33.004</b>	14	EDMONDSON	<b>22.341</b>	2	14	EDMONDSON	55.345	55.345	0.000
3	33	GYTE	<b>33.238</b>	33	GYTE	<b>22.379</b>	3	33	GYTE	55.617	56.068	0.451
4	88	STANLEY	<b>33.319</b>	45	MOORE	<b>22.387</b>	4	45	MOORE	55.751	55.818	0.067
5	45	MOORE	<b>33.364</b>	50	HIGLETT	<b>22.406</b>	5	88	STANLEY	55.855	56.397	0.542
6	46	ROWLINGS	<b>33.593</b>	88	STANLEY	<b>22.536</b>	6	50	HIGLETT	56.022	56.191	0.169
7	50	HIGLETT	<b>33.616</b>	3	LAMBDEN	<b>22.755</b>	7	46	ROWLINGS	56.383	56.535	0.152
8	19	ALDERSON	<b>33.962</b>	46	ROWLINGS	<b>22.790</b>	8	74	WHITBY	56.918	56.973	0.055
9	18	MURLEY	<b>34.027</b>	74	WHITBY	<b>22.858</b>	9	19	ALDERSON	57.032	57.089	0.057
10	74	WHITBY	<b>34.060</b>	101	DAVIES	<b>22.933</b>	10	3	LAMBDEN	57.072	57.072	0.000
11	101	DAVIES	<b>34.205</b>	18	MURLEY	<b>23.058</b>	11	18	MURLEY	57.085	57.146	0.061
12	3	LAMBDEN	<b>34.317</b>	19	ALDERSON	<b>23.070</b>	12	101	DAVIES	57.138	57.382	0.244
13	29	HARWOOD	<b>34.769</b>	29	HARWOOD	<b>23.087</b>	13	29	HARWOOD	57.856	58.074	0.218
14	93	ISAAC	<b>34.877</b>	106	BYRNE	<b>23.414</b>	14	23	MITCHELL	58.358	58.358	0.000
15	23	MITCHELL	<b>34.935</b>	23	MITCHELL	<b>23.423</b>	15	93	ISAAC	58.422	58.738	0.316
16	106	BYRNE	<b>35.178</b>	93	ISAAC	<b>23.545</b>	16	106	BYRNE	58.592	58.592	0.000
17	52	HALL	<b>35.459</b>	52	HALL	<b>23.679</b>	17	52	HALL	59.138	59.502	0.364
18	126	HOPKINS	<b>35.547</b>	126	HOPKINS	<b>23.740</b>	18	126	HOPKINS	59.287	59.435	0.148
19	36	DAVIES	<b>35.907</b>	51	SMITH	<b>23.902</b>	19	51	SMITH	59.886	59.886	0.000
20	26	HOPKINS	<b>35.921</b>	83	HUTCHEON	<b>23.976</b>	20	26	HOPKINS	59.994	1:00.135	0.141
21	113	BRADLEY	<b>35.951</b>	9	HAW	<b>24.018</b>	21	36	DAVIES	1:00.011	1:00.224	0.213
22	51	SMITH	<b>35.984</b>	32	ROBSON	<b>24.068</b>	22	83	HUTCHEON	1:00.141	1:00.267	0.126
23	83	HUTCHEON	<b>36.165</b>	26	HOPKINS	<b>24.073</b>	23	32	ROBSON	1:00.334	1:00.481	0.147
24	32	ROBSON	<b>36.266</b>	36	DAVIES	<b>24.104</b>	24	9	HAW	1:00.435	1:00.435	0.000
25	136	FOWLE	<b>36.359</b>	136	FOWLE	<b>24.226</b>	25	136	FOWLE	1:00.585	1:00.922	0.337
26	9	HAW	<b>36.417</b>	81	GRANT	<b>24.242</b>	26	113	BRADLEY	1:00.640	1:00.640	0.000
27	81	GRANT	<b>36.417</b>	37	CLEMONS	<b>24.488</b>	27	81	GRANT	1:00.659	1:00.659	0.000
28	37	CLEMONS	<b>36.732</b>	100	REDHEAD	<b>24.512</b>	28	37	CLEMONS	1:01.220	1:01.220	0.000
29	20	DICKINSON	<b>37.080</b>	113	BRADLEY	<b>24.689</b>	29	100	REDHEAD	1:01.812	1:01.812	0.000
30	69	HALL	<b>37.176</b>	69	HALL	<b>24.695</b>	30	69	HALL	1:01.871	1:01.871	0.000
31	100	REDHEAD	<b>37.300</b>	7	BALLERINI	<b>25.012</b>	31	20	DICKINSON	1:02.411	1:02.472	0.061
32	73	SHARMAN	<b>37.796</b>	73	SHARMAN	<b>25.124</b>	32	73	SHARMAN	1:02.920	1:02.920	0.000
33	139	SMITH	<b>38.485</b>	20	DICKINSON	<b>25.331</b>	33	7	BALLERINI	1:04.027	1:04.027	0.000
34	7	BALLERINI	<b>39.015</b>	139	SMITH	<b>25.747</b>	34	139	SMITH	1:04.232	1:04.371	0.139
35	71	HENLY	<b>39.696</b>	71	HENLY	<b>26.217</b>	35	71	HENLY	1:05.913	1:06.246	0.333

Weather / Track : Cloudy / Dry

Results can be found at [www.tsl-timing.com](http://www.tsl-timing.com)

Brands Hatch Indy  
Circuit Length = 1.2079 miles  
Start: 11:14 Flag 11:28 End: 11:29

Printed - 11:31 Saturday, 03 October 2015

**BMCRC - MRO Championships 2015 - Rnd 9 @ Brands Hatch Indy**
**DFDS Seaways Yamaha Past Masters**
**RACE 1 - CLASSIFICATION**

POS	NO	CL	PIC NAME	ENTRY	LAPS	TIME	GAP	DIFF	MPH	BEST	ON
1	7		1 Rik BALLERINI	Yamaha - SCLS Ltd	14	12:54.069			78.64	54.171	11
2	50		2 Graham HIGLETT	Yamaha - Face to Face Finance	14	12:54.387	0.318	0.318	78.61	53.929	13
3	14		3 Doug EDMONDSON	Yamaha - Wave Racing Developments	14	12:55.051	0.982	0.664	78.55	54.157	13
4	6		4 Matt BARBER	Yamaha -	14	12:58.944	4.875	3.893	78.15	53.978	10
5	33	C	1 Sacha GYTE	Yamaha -	14	13:09.944	15.875	11.000	77.06	55.499	13
6	45		5 Peter MOORE	Yamaha - Curphs Cuttings	14	13:10.277	16.208	0.333	77.03	55.236	6
7	74	C	2 Paul WHITBY	Yamaha - Prestige Decor Ltd	14	13:10.523	16.454	0.246	77.01	55.469	11
8	101		6 Andrew DAVIES	Yamaha - GIBSON EXHAUSTS	14	13:17.610	23.541	7.087	76.32	55.939	6
9	81	R	1 Scott GRANT	Yamaha - SEAGER engineering/Interim FM Solutior	14	13:18.392	24.323	0.782	76.25	56.058	6
10	29	R	2 Giles HARWOOD	Yamaha -	14	13:34.696	40.627	16.304	74.72	56.406	2
11	52	C	3 Tim HALL	Yamaha -	14	13:39.031	44.962	4.335	74.33	57.111	2
12	36	C	4 Paul DAVIES	Yamaha - kdstudios	13	12:57.630	1 Lap	1 Lap	72.69	58.184	12
13	83	C	5 Malcolm HUTCHEON	Yamaha -	13	12:59.406	1 Lap	1.776	72.53	58.936	13

**NOT CLASSIFIED**

<i>DNF</i>	100	C	Steve REDHEAD	Yamaha -	3	3:11.615	11 Laps	10 Laps	68.08	1:01.233	2
------------	-----	---	---------------	----------	---	----------	---------	---------	-------	----------	---

**FASTEST LAP**

	50		Graham HIGLETT	Yamaha - Face to Face Finance	13	53.929			80.63 mph	129.77 kph	
	74	C	Paul WHITBY	Yamaha - Prestige Decor Ltd	11	55.469			78.39 mph	126.16 kph	
	81	R	Scott GRANT	Yamaha - SEAGER engineering/Interim FM Solutior	6	56.058			77.57 mph	124.84 kph	

Class - 90% of Race Speed = 70.77 mph  
 Class C - 90% of Race Speed = 69.35 mph  
 Class R - 90% of Race Speed = 68.62 mph

Brands Hatch Indy  
 Circuit Length = 1.2079 miles  
 Start: 14:34 Flag 14:47 End: 14:48

Weather / Track : Cloudy / Dry

These results are provisional until the conclusion of any judicial and technical matters.

Clerk Of Course :	Timekeeper :
-------------------	--------------

Results can be found at [www.tsl-timing.com](http://www.tsl-timing.com)

Printed - 14:48 Saturday, 03 October 2015





ACU Kawasaki Junior Cup & Senior 300 Series

RACE 1 - CLASSIFICATION

POS	NO	CL	PIC NAME	ENTRY	LAPS	TIME	GAP	DIFF	MPH	BEST	ON
1	18	J	1 Alex MURLEY	Kawasaki - Redfern Stevens - Fast Response Metz	14	13:33.596			74.82	55.946	9
2	46	J	2 Harry ROWLINGS	Kawasaki -	14	13:34.027	0.431	0.431	74.78	55.619	13
3	19	J	3 James ALDERSON	Kawasaki - NGK, YRF, EC1 Drinks, Burnell Fencing	14	13:39.333	5.737	5.306	74.30	56.359	9
4	3	J	4 Joey LAMBDEN	Kawasaki -	14	13:41.038	7.442	1.705	74.15	56.265	13
5	23	S	1 Carl MITCHELL	Kawasaki - HB REAVIS Real Estate	13	13:01.064	1 Lap	1 Lap	72.37	56.830	12
6	51	S	2 Andy SMITH	Kawasaki - A2N Racing & Opie Oils	13	13:03.788	1 Lap	2.724	72.12	57.773	12
7	26	J	5 Luke HOPKINS	Kawasaki - MUM	13	13:06.371	1 Lap	2.583	71.88	57.622	9
8	126	S	3 Gareth HOPKINS	Kawasaki -	13	13:07.079	1 Lap	0.708	71.82	57.867	10
9	9	S	4 Graham HAW	Kawasaki - Graham Haw Joinery	13	13:10.794	1 Lap	3.715	71.48	58.350	7
10	32	S	5 Paul ROBSON	Kawasaki - London First Aid	13	13:24.394	1 Lap	13.600	70.27	59.336	12
11	37	S	6 Craig CLEMONS	Kawasaki - Naomi	13	13:24.688	1 Lap	0.294	70.25	59.450	4
12	136	J	6 Harry FOWLE	Kawasaki -	13	13:34.454	1 Lap	9.766	69.41	58.958	7
13	113	J	7 Dean BRADLEY	Kawasaki -	13	13:35.152	1 Lap	0.698	69.35	59.358	8
14	20	J	8 Kai DICKINSON	Kawasaki - Dad	13	13:41.105	1 Lap	5.953	68.84	1:00.448	7
15	139	S	7 Patrick SMITH	Kawasaki -	13	13:44.598	1 Lap	3.493	68.55	1:00.995	9
16	69	J	9 Connor HALL	Kawasaki - S & Y CERAMICS	13	13:48.917	1 Lap	4.319	68.19	1:00.639	12
17	73	S	8 Michael SHARMAN	Kawasaki -	12	13:10.745	2 Laps	1 Lap	65.99	1:02.438	11
18	71	S	9 Karie HENLY	Kawasaki -	12	13:23.957	2 Laps	13.212	64.90	1:03.601	10

NOT CLASSIFIED

DNF	93	S	Monica ISAAC	Kawasaki - Fins Motorcycles	12	12:04.385	2 Laps		72.03	57.534	5
DNF	106	J	Patrick BYRNE	Kawasaki - PKB RACING	2	2:19.935	12 Laps	10 Laps	62.15	58.887	2

FASTEST LAP

	46	J	Harry ROWLINGS	Kawasaki -	13	55.619		78.18 mph		125.82 kph	
	23	S	Carl MITCHELL	Kawasaki - HB REAVIS Real Estate	12	56.830		76.51 mph		123.14 kph	

Class J - 90% of Race Speed = 67.33 mph  
 Class S - 90% of Race Speed = 65.13 mph

Brands Hatch Indy  
 Circuit Length = 1.2079 miles  
 Start: 14:34 Flag 14:47 End: 14:48

Weather / Track : Cloudy / Dry  
 These results are provisional until the conclusion of any judicial and technical matters.

Clerk Of Course :	Timekeeper :
-------------------	--------------

Results can be found at [www.tsl-timing.com](http://www.tsl-timing.com)

Printed - 14:50 Saturday, 03 October 2015





# BMCRC - MRO Championships 2015 - Rnd 9 @ Brands Hatch Indy

## DFDS Seaways Yamaha Past Masters & ACU Kawasaki Junior Cup & Senior 300 Series

### RACE 1 - LAP CHART

<b>74</b>	11.195	55.868	<b>126</b>	1 Lap	59.075	<b>83</b>	1 Lap	58.936
<b>45</b>	11.513	56.119	<b>9</b>	1 Lap	59.108	<b>23</b>	1 Lap	57.909
<b>101</b>	14.973	56.738	<b>71</b>	2 Laps	1:03.601	<b>51</b>	1 Lap	58.938
<b>136</b>	1 Lap	1:00.340	<b>33</b>	13.341	55.626	<b>26</b>	1 Lap	58.272
<b>81</b>	15.367	56.851	<b>74</b>	13.471	55.552	<b>126</b>	1 Lap	58.211
<b>113</b>	1 Lap	1:00.601	<b>45</b>	13.963	55.662	<b>33</b>	15.875	56.202
<b>20</b>	1 Lap	1:01.268	<b>101</b>	19.528	56.975	<b>45</b>	16.208	55.428
<b>139</b>	1 Lap	1:00.995	<b>81</b>	19.683	56.815	<b>74</b>	16.454	55.649
<b>29</b>	25.324	58.141	<b>37</b>	1 Lap	59.921	<b>73</b>	2 Laps	1:12.227
<b>69</b>	1 Lap	1:01.100	<b>32</b>	1 Lap	59.938	<b>9</b>	1 Lap	59.652
<b>52</b>	30.267	57.490	<b>113</b>	1 Lap	1:00.287	<b>101</b>	23.541	56.962
<b>46</b>	30.449	56.764	<b>136</b>	1 Lap	1:00.983	<b>81</b>	24.323	57.414
<b>18</b>	32.300	56.288	<b>29</b>	32.910	58.283	<b>71</b>	2 Laps	1:05.780
<b>19</b>	35.120	57.064	<b>20</b>	1 Lap	1:01.578	<b>32</b>	1 Lap	1:00.193
<b>73</b>	1 Lap	1:02.570	<b>46</b>	35.767	56.898	<b>37</b>	1 Lap	1:00.122
<b>3</b>	38.105	56.922	<b>18</b>	36.004	56.130	<b>18</b>	39.527	56.598
<b>36</b>	45.174	59.372	<b>139</b>	1 Lap	1:01.865	<b>46</b>	39.958	57.739
<b>83</b>	45.311	59.283	<b>52</b>	37.927	57.530	<b>136</b>	1 Lap	1:01.994
<b>23</b>	52.321	58.378	<b>19</b>	40.043	57.203	<b>29</b>	40.627	58.913
<b>93</b>	52.494	58.112	<b>69</b>	1 Lap	1:01.294	<b>113</b>	1 Lap	1:02.803
<b>51</b>	52.809	58.216	<b>3</b>	42.683	56.266	<b>52</b>	44.962	58.040
			<b>73</b>	1 Lap	1:02.438	<b>19</b>	45.264	57.150
			<b>36</b>	54.054	58.184	<b>3</b>	46.969	57.188

#### LAP 11 @ 14:44:38.722

NO	BEHIND	LAP TIME
----	--------	----------

<b>7</b>		54.171
<b>71</b>	2 Laps	1:04.514
<b>50</b>	0.729	54.453
<b>26</b>	1 Lap	58.503
<b>14</b>	1.350	54.732
<b>126</b>	1 Lap	57.867
<b>6</b>	1.863	55.212
<b>9</b>	1 Lap	58.581
<b>33</b>	12.289	55.735
<b>74</b>	12.493	55.469
<b>45</b>	12.875	55.533
<b>37</b>	1 Lap	1:00.545
<b>32</b>	1 Lap	1:00.479
<b>101</b>	17.127	56.325
<b>81</b>	17.442	56.246
<b>136</b>	1 Lap	1:00.049
<b>113</b>	1 Lap	1:00.228
<b>20</b>	1 Lap	1:01.250
<b>139</b>	1 Lap	1:01.272
<b>29</b>	29.201	58.048
<b>46</b>	33.443	57.165
<b>18</b>	34.448	56.319
<b>52</b>	34.971	58.875
<b>69</b>	1 Lap	1:00.861
<b>19</b>	37.414	56.465
<b>3</b>	40.991	57.057
<b>73</b>	1 Lap	1:02.760
<b>36</b>	50.444	59.441
<b>83</b>	51.125	59.985

#### LAP 12 @ 14:45:33.296

NO	BEHIND	LAP TIME
----	--------	----------

<b>7</b>		54.574
<b>50</b>	0.975	54.820
<b>23</b>	1 Lap	57.847
<b>14</b>	1.611	54.835
<b>93</b>	1 Lap	58.094
<b>6</b>	2.098	54.809
<b>51</b>	1 Lap	58.111
<b>26</b>	1 Lap	59.022

#### LAP 13 @ 14:46:27.800

NO	BEHIND	LAP TIME
----	--------	----------

<b>7</b>		54.504
<b>50</b>	0.400	53.929
<b>83</b>	1 Lap	59.017
<b>14</b>	1.264	54.157
<b>6</b>	3.001	55.407
<b>23</b>	1 Lap	56.830
<b>93</b>	1 Lap	57.640
<b>51</b>	1 Lap	57.773
<b>26</b>	1 Lap	57.686
<b>126</b>	1 Lap	57.915
<b>9</b>	1 Lap	58.493
<b>33</b>	14.336	55.499
<b>45</b>	15.443	55.984
<b>74</b>	15.468	56.501
<b>71</b>	2 Laps	1:03.722
<b>101</b>	21.242	56.218
<b>81</b>	21.572	56.393
<b>32</b>	1 Lap	59.336
<b>37</b>	1 Lap	59.850
<b>113</b>	1 Lap	59.989
<b>136</b>	1 Lap	1:00.052
<b>29</b>	36.377	57.971
<b>46</b>	36.882	55.619
<b>18</b>	37.592	56.092
<b>20</b>	1 Lap	1:01.565
<b>52</b>	41.585	58.162
<b>19</b>	42.777	57.238
<b>139</b>	1 Lap	1:01.233
<b>3</b>	44.444	56.265
<b>69</b>	1 Lap	1:00.639

#### LAP 14 @ 14:47:22.463

NO	BEHIND	LAP TIME
----	--------	----------

<b>7</b>		54.663
<b>50</b>	0.318	54.581
<b>14</b>	0.982	54.381
<b>36</b>	1 Lap	58.674
<b>6</b>	4.875	56.537

Weather / Track : Cloudy / Dry

# BMCRC - MRO Championships 2015 - Rnd 9 @ Brands Hatch Indy

## DFDS Seaways Yamaha Past Masters & ACU Kawasaki Junior Cup & Senior 300 Series

### RACE 1 - SECTOR ANALYSIS

SECTOR 1 = FL to I1, SECTOR 2 = I1 to FL, DIFF = Difference To Personal Best Lap

<b>P1 7 Rik BALLERINI</b>		Yamaha - SCLS Ltd				
IDEAL LAP TIME : 54.004		BEST LAP TIME : 54.171				
		DIFFERENCE : 0.167				
LAP	SECTOR 1	SECTOR 2	LAP TIME	MPH	DIFF	TIME OF DAY
1 -		22.183	1:02.019	70.11	7.848	14:35:30.413
2 -	32.751	21.911	54.662	79.55	0.491	14:36:25.075
3 -	<b>32.222</b>	21.950	54.172 (2)	80.27	0.001	14:37:19.247
4 -	33.417	21.862	55.279	78.66	1.108	14:38:14.526
5 -	32.846	21.819	54.665	79.55	0.494	14:39:09.191
6 -	33.186	22.068	55.254	78.70	1.083	14:40:04.445
7 -	32.421	22.539	54.960	79.12	0.789	14:40:59.405
8 -	33.625	21.983	55.608	78.20	1.437	14:41:55.013
9 -	32.595	21.981	54.576	79.67	0.405	14:42:49.589
10 -	32.665	22.297	54.962	79.12	0.791	14:43:44.551
11 -	32.258	21.913	<b>54.171 (1)</b>	<b>80.27</b>		<b>14:44:38.722</b>
12 -	32.654	21.920	54.574	79.68	0.403	14:45:33.296
13 -	32.376	22.128	54.504 (3)	79.78	0.333	14:46:27.800
14 -	32.881	<b>21.782</b>	54.663	79.55	0.492	14:47:22.463

<b>P2 50 Graham HIGLETT</b>		Yamaha - Face to Face Finance				
IDEAL LAP TIME : 53.909		BEST LAP TIME : 53.929				
		DIFFERENCE : 0.020				
LAP	SECTOR 1	SECTOR 2	LAP TIME	MPH	DIFF	TIME OF DAY
1 -		22.513	1:02.646	69.41	8.717	14:35:31.040
2 -	32.891	22.057	54.948	79.14	1.019	14:36:25.988
3 -	32.490	22.284	54.774	79.39	0.845	14:37:20.762
4 -	33.115	22.089	55.204	78.77	1.275	14:38:15.966
5 -	32.676	22.054	54.730	79.45	0.801	14:39:10.696
6 -	32.617	<b>21.743</b>	54.360 (3)	79.99	0.431	14:40:05.056
7 -	32.843	22.463	55.306	78.62	1.377	14:41:00.362
8 -	32.736	22.349	55.085	78.94	1.156	14:41:55.447
9 -	32.997	22.360	55.357	78.55	1.428	14:42:50.804
10 -	32.216	21.978	54.194 (2)	80.24	0.265	14:43:44.998
11 -	32.250	22.203	54.453	79.85	0.524	14:44:39.451
12 -	32.338	22.482	54.820	79.32	0.891	14:45:34.271
13 -	<b>32.166</b>	21.763	<b>53.929 (1)</b>	<b>80.63</b>		<b>14:46:28.200</b>
14 -	32.816	21.765	54.581	79.67	0.652	14:47:22.781

<b>P3 14 Doug EDMONDSON</b>		Yamaha - Wave Racing Developments				
IDEAL LAP TIME : 54.157		BEST LAP TIME : 54.157				
		DIFFERENCE : 0.000				
LAP	SECTOR 1	SECTOR 2	LAP TIME	MPH	DIFF	TIME OF DAY
1 -		22.194	1:01.098	71.17	6.941	14:35:29.492
2 -	32.756	22.069	54.825	79.31	0.668	14:36:24.317
3 -	32.765	22.138	54.903	79.20	0.746	14:37:19.220
4 -	33.046	22.066	55.112	78.90	0.955	14:38:14.332
5 -	32.544	21.924	54.468	79.83	0.311	14:39:08.800
6 -	32.903	21.934	54.837	79.30	0.680	14:40:03.637
7 -	32.895	22.820	55.715	78.05	1.558	14:40:59.352
8 -	33.640	22.039	55.679	78.10	1.522	14:41:55.031
9 -	33.250	22.627	55.877	77.82	1.720	14:42:50.908
10 -	32.426	22.006	54.432 (3)	79.89	0.275	14:43:45.340
11 -	32.707	22.025	54.732	79.45	0.575	14:44:40.072
12 -	32.491	22.344	54.835	79.30	0.678	14:45:34.907
13 -	<b>32.288</b>	<b>21.869</b>	<b>54.157 (1)</b>	<b>80.29</b>		<b>14:46:29.064</b>
14 -	32.337	22.044	54.381 (2)	79.96	0.224	14:47:23.445

<b>P4 6 Matt BARBER</b>		Yamaha -				
IDEAL LAP TIME : 53.922		BEST LAP TIME : 53.978				
		DIFFERENCE : 0.056				
LAP	SECTOR 1	SECTOR 2	LAP TIME	MPH	DIFF	TIME OF DAY
1 -		22.241	1:00.482	71.89	6.504	14:35:28.876
2 -	32.997	21.997	54.994	79.07	1.016	14:36:23.870
3 -	33.113	22.110	55.223	78.74	1.245	14:37:19.093

Weather / Track : Cloudy / Dry

Brands Hatch Indy  
Circuit Length = 1.2079 miles  
Start: 14:34 Flag 14:47 End: 14:48

# BMCRC - MRO Championships 2015 - Rnd 9 @ Brands Hatch Indy

## DFDS Seaways Yamaha Past Masters & ACU Kawasaki Junior Cup & Senior 300 Series

### RACE 1 - SECTOR ANALYSIS

SECTOR 1 = FL to I1, SECTOR 2 = I1 to FL, DIFF = Difference To Personal Best Lap

4 -	33.306	22.019	55.325	78.60	1.347	14:38:14.418
5 -	33.115	21.952	55.067	78.96	1.089	14:39:09.485
6 -	33.412	<b>21.634</b>	55.046	78.99	1.068	14:40:04.531
7 -	33.321	22.581	55.902	77.78	1.924	14:41:00.433
8 -	32.719	22.075	54.794 (2)	79.36	0.816	14:41:55.227
9 -	33.449	22.719	56.168	77.42	2.190	14:42:51.395
<b>10 -</b>	<b>32.288</b>	21.690	<b>53.978 (1)</b>	<b>80.56</b>		<b>14:43:45.373</b>
11 -	33.240	21.972	55.212	78.76	1.234	14:44:40.585
12 -	33.126	21.683	54.809 (3)	79.34	0.831	14:45:35.394
13 -	33.262	22.145	55.407	78.48	1.429	14:46:30.801
14 -	33.918	22.619	56.537	76.91	2.559	14:47:27.338

P5 33 C Sacha GYTE		Yamaha -	
IDEAL LAP TIME : 55.408	BEST LAP TIME : 55.499	DIFFERENCE : 0.091	

LAP	SECTOR 1	SECTOR 2	LAP TIME	MPH	DIFF	TIME OF DAY
1 -		22.622	1:02.530	69.54	7.031	14:35:30.924
2 -	33.745	22.424	56.169	77.42	0.670	14:36:27.093
3 -	33.540	22.460	56.000	77.65	0.501	14:37:23.093
4 -	33.606	22.486	56.092	77.52	0.593	14:38:19.185
5 -	33.296	23.406	56.702	76.69	1.203	14:39:15.887
6 -	33.230	22.357	55.587 (2)	78.23	0.088	14:40:11.474
7 -	33.478	23.061	56.539	76.91	1.040	14:41:08.013
8 -	33.408	22.356	55.764	77.98	0.265	14:42:03.777
9 -	33.472	<b>22.317</b>	55.789	77.94	0.290	14:42:59.566
10 -	33.193	22.517	55.710	78.05	0.211	14:43:55.276
11 -	<b>33.091</b>	22.644	55.735	78.02	0.236	14:44:51.011
12 -	33.190	22.436	55.626 (3)	78.17	0.127	14:45:46.637
<b>13 -</b>	<b>33.139</b>	<b>22.360</b>	<b>55.499 (1)</b>	<b>78.35</b>		<b>14:46:42.136</b>
14 -	33.447	22.755	56.202	77.37	0.703	14:47:38.338

P6 45 Peter MOORE		Yamaha - Curphs Cuttings	
IDEAL LAP TIME : 54.998	BEST LAP TIME : 55.236	DIFFERENCE : 0.238	

LAP	SECTOR 1	SECTOR 2	LAP TIME	MPH	DIFF	TIME OF DAY
1 -		23.674	1:03.748	68.21	8.512	14:35:32.142
2 -	33.928	22.416	56.344	77.17	1.108	14:36:28.486
3 -	33.603	22.348	55.951	77.72	0.715	14:37:24.437
4 -	34.006	22.355	56.361	77.15	1.125	14:38:20.798
5 -	33.192	22.411	55.603	78.20	0.367	14:39:16.401
<b>6 -</b>	<b>32.940</b>	<b>22.296</b>	<b>55.236 (1)</b>	<b>78.72</b>		<b>14:40:11.637</b>
7 -	33.528	23.057	56.585	76.85	1.349	14:41:08.222
8 -	33.340	22.413	55.753	77.99	0.517	14:42:03.975
9 -	33.397	22.573	55.970	77.69	0.734	14:42:59.945
10 -	33.885	<b>22.234</b>	56.119	77.48	0.883	14:43:56.064
11 -	32.918	22.615	55.533 (3)	78.30	0.297	14:44:51.597
12 -	33.213	22.449	55.662	78.12	0.426	14:45:47.259
13 -	33.641	22.343	55.984	77.67	0.748	14:46:43.243
14 -	<b>32.764</b>	22.664	55.428 (2)	78.45	0.192	14:47:38.671

P7 74 C Paul WHITBY		Yamaha - Prestige Decor Ltd	
IDEAL LAP TIME : 54.940	BEST LAP TIME : 55.469	DIFFERENCE : 0.529	

LAP	SECTOR 1	SECTOR 2	LAP TIME	MPH	DIFF	TIME OF DAY
1 -		23.044	1:03.763	68.19	8.294	14:35:32.157
2 -	33.741	22.369	56.110	77.50	0.641	14:36:28.267
3 -	33.336	22.530	55.866	77.83	0.397	14:37:24.133
4 -	33.386	22.184	55.570 (3)	78.25	0.101	14:38:19.703
5 -	33.015	22.668	55.683	78.09	0.214	14:39:15.386
6 -	33.251	22.479	55.730	78.02	0.261	14:40:11.116
7 -	34.383	22.940	57.323	75.86	1.854	14:41:08.439
8 -	33.495	<b>22.143</b>	55.638	78.15	0.169	14:42:04.077
9 -	33.457	22.344	55.801	77.93	0.332	14:42:59.878
10 -	33.440	22.428	55.868	77.83	0.399	14:43:55.746
<b>11 -</b>	<b>32.797</b>	<b>22.672</b>	<b>55.469 (1)</b>	<b>78.39</b>		<b>14:44:51.215</b>

Weather / Track : Cloudy / Dry

Brands Hatch Indy  
Circuit Length = 1.2079 miles  
Start: 14:34 Flag 14:47 End: 14:48

# BMCRC - MRO Championships 2015 - Rnd 9 @ Brands Hatch Indy

## DFDS Seaways Yamaha Past Masters & ACU Kawasaki Junior Cup & Senior 300 Series

### RACE 1 - SECTOR ANALYSIS

SECTOR 1 = FL to I1, SECTOR 2 = I1 to FL, DIFF = Difference To Personal Best Lap

12 -	33.269	22.283	55.552 (2)	78.27	0.083	14:45:46.767
13 -	33.964	22.537	56.501	76.96	1.032	14:46:43.268
14 -	33.084	22.565	55.649	78.14	0.180	14:47:38.917

P8 101		Andrew DAVIES		Yamaha - GIBSON EXHAUSTS			
IDEAL LAP TIME : 55.687		BEST LAP TIME : 55.939		DIFFERENCE : 0.252			
LAP	SECTOR 1	SECTOR 2	LAP TIME	MPH	DIFF	TIME OF DAY	
1 -		22.851	1:02.002	70.13	6.063	14:35:30.396	
2 -	34.532	22.614	57.146	76.09	1.207	14:36:27.542	
3 -	33.776	22.755	56.531	76.92	0.592	14:37:24.073	
4 -	33.879	22.785	56.664	76.74	0.725	14:38:20.737	
5 -	33.569	22.803	56.372	77.14	0.433	14:39:17.109	
6 -	<b>33.401</b>	22.538	<b>55.939 (1)</b>	<b>77.73</b>		<b>14:40:13.048</b>	
7 -	33.776	22.719	56.495	76.97	0.556	14:41:09.543	
8 -	33.694	22.469	56.163 (2)	77.42	0.224	14:42:05.706	
9 -	34.523	22.557	57.080	76.18	1.141	14:43:02.786	
10 -	33.965	22.773	56.738	76.64	0.799	14:43:59.524	
11 -	33.886	22.439	56.325	77.20	0.386	14:44:55.849	
12 -	33.589	23.386	56.975	76.32	1.036	14:45:52.824	
13 -	33.932	<b>22.286</b>	56.218 (3)	77.35	0.279	14:46:49.042	
14 -	34.455	22.507	56.962	76.34	1.023	14:47:46.004	

P9 81 R		Scott GRANT		Yamaha - SEAGER engineering/Interim FM Solutions			
IDEAL LAP TIME : 55.925		BEST LAP TIME : 56.058		DIFFERENCE : 0.133			
LAP	SECTOR 1	SECTOR 2	LAP TIME	MPH	DIFF	TIME OF DAY	
1 -		22.664	1:03.003	69.02	6.945	14:35:31.397	
2 -	33.755	22.739	56.494	76.97	0.436	14:36:27.891	
3 -	33.889	22.595	56.484	76.98	0.426	14:37:24.375	
4 -	33.715	22.829	56.544	76.90	0.486	14:38:20.919	
5 -	33.564	22.841	56.405	77.09	0.347	14:39:17.324	
6 -	<b>33.460</b>	22.598	<b>56.058 (1)</b>	<b>77.57</b>		<b>14:40:13.382</b>	
7 -	33.629	22.740	56.369	77.14	0.311	14:41:09.751	
8 -	33.648	22.666	56.314 (3)	77.22	0.256	14:42:06.065	
9 -	34.356	22.646	57.002	76.28	0.944	14:43:03.067	
10 -	33.871	22.980	56.851	76.49	0.793	14:43:59.918	
11 -	33.560	22.686	56.246 (2)	77.31	0.188	14:44:56.164	
12 -	33.502	23.313	56.815	76.53	0.757	14:45:52.979	
13 -	33.928	<b>22.465</b>	56.393	77.11	0.335	14:46:49.372	
14 -	34.758	22.656	57.414	75.74	1.356	14:47:46.786	

P10 18 J		Alex MURLEY		Kawasaki - Redfern Stevens - Fast Response Metal Engineerir			
IDEAL LAP TIME : 55.322		BEST LAP TIME : 55.946		DIFFERENCE : 0.624			
LAP	SECTOR 1	SECTOR 2	LAP TIME	MPH	DIFF	TIME OF DAY	
1 -		23.398	1:20.088	54.29	24.142	14:35:48.482	
2 -	34.214	23.006	57.220	75.99	1.274	14:36:45.702	
3 -	33.989	22.852	56.841	76.50	0.895	14:37:42.543	
4 -	33.899	22.843	56.742	76.63	0.796	14:38:39.285	
5 -	33.563	22.795	56.358	77.16	0.412	14:39:35.643	
6 -	33.540	23.298	56.838	76.50	0.892	14:40:32.481	
7 -	33.418	22.758	56.176	77.41	0.230	14:41:28.657	
8 -	33.245	22.715	55.960 (2)	77.70	0.014	14:42:24.617	
9 -	33.340	22.606	<b>55.946 (1)</b>	<b>77.72</b>		<b>14:43:20.563</b>	
10 -	33.602	22.686	56.288	77.25	0.342	14:44:16.851	
11 -	33.148	23.171	56.319	77.21	0.373	14:45:13.170	
12 -	<b>32.968</b>	23.162	56.130	77.47	0.184	14:46:09.300	
13 -	33.738	<b>22.354</b>	56.092 (3)	77.52	0.146	14:47:05.392	
14 -	33.589	23.009	56.598	76.83	0.652	14:48:01.990	

Weather / Track : Cloudy / Dry

Brands Hatch Indy  
Circuit Length = 1.2079 miles  
Start: 14:34 Flag 14:47 End: 14:48

# BMCRC - MRO Championships 2015 - Rnd 9 @ Brands Hatch Indy

## DFDS Seaways Yamaha Past Masters & ACU Kawasaki Junior Cup & Senior 300 Series

### RACE 1 - SECTOR ANALYSIS

SECTOR 1 = FL to I1, SECTOR 2 = I1 to FL, DIFF = Difference To Personal Best Lap

P11 46 J Harry ROWLINGS			Kawasaki -			
IDEAL LAP TIME : 55.601		BEST LAP TIME : 55.619		DIFFERENCE : 0.018		
LAP	SECTOR 1	SECTOR 2	LAP TIME	MPH	DIFF	TIME OF DAY
1 -		23.071	1:18.656	55.28	23.037	14:35:47.050
2 -	33.809	22.786	56.595	76.83	0.976	14:36:43.645
3 -	33.437	22.692	56.129	77.47	0.510	14:37:39.774
4 -	33.447	22.576	56.023	77.62	0.404	14:38:35.797
5 -	34.492	23.093	57.585	75.51	1.966	14:39:33.382
6 -	33.827	22.906	56.733	76.65	1.114	14:40:30.115
7 -	33.362	22.920	56.282	77.26	0.663	14:41:26.397
8 -	33.412	22.544	55.956 (3)	77.71	0.337	14:42:22.353
9 -	<b>33.133</b>	22.750	55.883 (2)	77.81	0.264	14:43:18.236
10 -	33.775	22.989	56.764	76.60	1.145	14:44:15.000
11 -	34.409	22.756	57.165	76.07	1.546	14:45:12.165
12 -	33.226	23.672	56.898	76.42	1.279	14:46:09.063
13 -	33.151	<b>22.468</b>	<b>55.619 (1)</b>	<b>78.18</b>		<b>14:47:04.682</b>
14 -	34.292	23.447	57.739	75.31	2.120	14:48:02.421

P12 29 R Giles HARWOOD			Yamaha -			
IDEAL LAP TIME : 56.406		BEST LAP TIME : 56.406		DIFFERENCE : 0.000		
LAP	SECTOR 1	SECTOR 2	LAP TIME	MPH	DIFF	TIME OF DAY
1 -		23.094	1:04.083	67.85	7.677	14:35:32.477
2 -	<b>33.961</b>	<b>22.445</b>	<b>56.406 (1)</b>	<b>77.09</b>		<b>14:36:28.883</b>
3 -	34.041	22.545	56.586 (2)	76.84	0.180	14:37:25.469
4 -	34.354	22.918	57.272	75.92	0.866	14:38:22.741
5 -	33.984	22.897	56.881 (3)	76.45	0.475	14:39:19.622
6 -	34.903	22.879	57.782	75.25	1.376	14:40:17.404
7 -	34.707	23.270	57.977	75.00	1.571	14:41:15.381
8 -	35.331	23.143	58.474	74.36	2.068	14:42:13.855
9 -	34.987	22.892	57.879	75.13	1.473	14:43:11.734
10 -	34.886	23.255	58.141	74.79	1.735	14:44:09.875
11 -	35.096	22.952	58.048	74.91	1.642	14:45:07.923
12 -	34.948	23.335	58.283	74.61	1.877	14:46:06.206
13 -	34.848	23.123	57.971	75.01	1.565	14:47:04.177
14 -	35.138	23.775	58.913	73.81	2.507	14:48:03.090

P13 52 C Tim HALL			Yamaha -			
IDEAL LAP TIME : 56.995		BEST LAP TIME : 57.111		DIFFERENCE : 0.116		
LAP	SECTOR 1	SECTOR 2	LAP TIME	MPH	DIFF	TIME OF DAY
1 -		23.198	1:04.680	67.23	7.569	14:35:33.074
2 -	<b>34.049</b>	23.062	<b>57.111 (1)</b>	<b>76.14</b>		<b>14:36:30.185</b>
3 -	34.828	24.237	59.065	73.62	1.954	14:37:29.250
4 -	35.110	23.476	58.586	74.22	1.475	14:38:27.836
5 -	34.444	23.620	58.064	74.89	0.953	14:39:25.900
6 -	34.591	23.349	57.940	75.05	0.829	14:40:23.840
7 -	34.287	23.359	57.646	75.43	0.535	14:41:21.486
8 -	34.353	23.562	57.915	75.08	0.804	14:42:19.401
9 -	34.524	23.403	57.927	75.07	0.816	14:43:17.328
10 -	34.544	<b>22.946</b>	57.490 (2)	75.64	0.379	14:44:14.818
11 -	34.791	24.084	58.875	73.86	1.764	14:45:13.693
12 -	34.339	23.191	57.530 (3)	75.58	0.419	14:46:11.223
13 -	34.629	23.533	58.162	74.76	1.051	14:47:09.385
14 -	34.888	23.152	58.040	74.92	0.929	14:48:07.425

P14 19 J James ALDERSON			Kawasaki - NGK, YRF, EC1 Drinks, Burnell Fencing, Bikewise,			
IDEAL LAP TIME : 56.176		BEST LAP TIME : 56.359		DIFFERENCE : 0.183		
LAP	SECTOR 1	SECTOR 2	LAP TIME	MPH	DIFF	TIME OF DAY
1 -		23.399	1:20.026	54.33	23.667	14:35:48.420
2 -	34.378	23.065	57.443	75.70	1.084	14:36:45.863
3 -	33.951	22.846	56.797	76.56	0.438	14:37:42.660

Weather / Track : Cloudy / Dry

Brands Hatch Indy  
Circuit Length = 1.2079 miles  
Start: 14:34 Flag 14:47 End: 14:48

# BMCRC - MRO Championships 2015 - Rnd 9 @ Brands Hatch Indy

## DFDS Seaways Yamaha Past Masters & ACU Kawasaki Junior Cup & Senior 300 Series

### RACE 1 - SECTOR ANALYSIS

SECTOR 1 = FL to I1, SECTOR 2 = I1 to FL, DIFF = Difference To Personal Best Lap

4 -	34.062	<b>22.631</b>	56.693	76.70	0.334	14:38:39.353
5 -	33.705	22.693	56.398 (2)	77.10	0.039	14:39:35.751
6 -	33.742	23.546	57.288	75.90	0.929	14:40:33.039
7 -	33.956	22.688	56.644	76.77	0.285	14:41:29.683
8 -	33.696	22.869	56.565	76.87	0.206	14:42:26.248
9 -	<b>33.545</b>	22.814	<b>56.359 (1)</b>	<b>77.15</b>		<b>14:43:22.607</b>
10 -	34.095	22.969	57.064	76.20	0.705	14:44:19.671
11 -	33.644	22.821	56.465 (3)	77.01	0.106	14:45:16.136
12 -	34.110	23.093	57.203	76.02	0.844	14:46:13.339
13 -	33.710	23.528	57.238	75.97	0.879	14:47:10.577
14 -	34.319	22.831	57.150	76.09	0.791	14:48:07.727

P15 3 J		Joey LAMBDEN		Kawasaki -		
IDEAL LAP TIME : 56.253		BEST LAP TIME : 56.265		DIFFERENCE : 0.012		
LAP	SECTOR 1	SECTOR 2	LAP TIME	MPH	DIFF	TIME OF DAY

1 -		22.924	1:20.238	54.19	23.973	14:35:48.632
2 -	34.502	22.796	57.298	75.89	1.033	14:36:45.930
3 -	34.204	22.769	56.973	76.32	0.708	14:37:42.903
4 -	34.912	22.756	57.668	75.40	1.403	14:38:40.571
5 -	33.912	22.690	56.602	76.82	0.337	14:39:37.173
6 -	33.839	22.625	56.464 (3)	77.01	0.199	14:40:33.637
7 -	34.969	23.397	58.366	74.50	2.101	14:41:32.003
8 -	33.846	23.284	57.130	76.11	0.865	14:42:29.133
9 -	33.959	22.642	56.601	76.82	0.336	14:43:25.734
10 -	34.207	22.715	56.922	76.39	0.657	14:44:22.656
11 -	34.415	22.642	57.057	76.21	0.792	14:45:19.713
12 -	33.762	<b>22.504</b>	56.266 (2)	77.28	0.001	14:46:15.979
13 -	<b>33.749</b>	22.516	<b>56.265 (1)</b>	<b>77.28</b>		<b>14:47:12.244</b>
14 -	34.604	22.584	57.188	76.04	0.923	14:48:09.432

P16 36 C		Paul DAVIES		Yamaha - kdstudios		
IDEAL LAP TIME : 58.184		BEST LAP TIME : 58.184		DIFFERENCE : 0.000		
LAP	SECTOR 1	SECTOR 2	LAP TIME	MPH	DIFF	TIME OF DAY

1 -		23.957	1:06.114	65.77	7.930	14:35:34.508
2 -	35.800	24.176	59.976	72.50	1.792	14:36:34.484
3 -	35.831	23.925	59.756	72.77	1.572	14:37:34.240
4 -	35.621	23.924	59.545	73.03	1.361	14:38:33.785
5 -	36.136	23.775	59.911	72.58	1.727	14:39:33.696
6 -	35.206	24.280	59.486	73.10	1.302	14:40:33.182
7 -	35.617	23.792	59.409	73.19	1.225	14:41:32.591
8 -	35.249	23.320	58.569 (2)	74.24	0.385	14:42:31.160
9 -	35.455	23.738	59.193	73.46	1.009	14:43:30.353
10 -	35.778	23.594	59.372	73.24	1.188	14:44:29.725
11 -	35.740	23.701	59.441	73.15	1.257	14:45:29.166
12 -	<b>34.909</b>	<b>23.275</b>	<b>58.184 (1)</b>	<b>74.73</b>		<b>14:46:27.350</b>
13 -	35.275	23.399	58.674 (3)	74.11	0.490	14:47:26.024

P17 83 C		Malcolm HUTCHEON		Yamaha -		
IDEAL LAP TIME : 58.542		BEST LAP TIME : 58.936		DIFFERENCE : 0.394		
LAP	SECTOR 1	SECTOR 2	LAP TIME	MPH	DIFF	TIME OF DAY

1 -		23.866	1:07.582	64.34	8.646	14:35:35.976
2 -	35.609	23.756	59.365	73.25	0.429	14:36:35.341
3 -	<b>35.236</b>	23.839	59.075 (3)	73.61	0.139	14:37:34.416
4 -	36.059	23.475	59.534	73.04	0.598	14:38:33.950
5 -	35.581	23.662	59.243	73.40	0.307	14:39:33.193
6 -	35.398	23.794	59.192	73.46	0.256	14:40:32.385
7 -	35.955	23.783	59.738	72.79	0.802	14:41:32.123
8 -	35.987	<b>23.306</b>	59.293	73.34	0.357	14:42:31.416
9 -	35.687	23.476	59.163	73.50	0.227	14:43:30.579
10 -	35.757	23.526	59.283	73.35	0.347	14:44:29.862
11 -	35.850	24.135	59.985	72.49	1.049	14:45:29.847
12 -	35.562	23.455	59.017 (2)	73.68	0.081	14:46:28.864

Weather / Track : Cloudy / Dry

Brands Hatch Indy  
Circuit Length = 1.2079 miles  
Start: 14:34 Flag 14:47 End: 14:48



# BMCRC - MRO Championships 2015 - Rnd 9 @ Brands Hatch Indy

## DFDS Seaways Yamaha Past Masters & ACU Kawasaki Junior Cup & Senior 300 Series

### RACE 1 - SECTOR ANALYSIS

SECTOR 1 = FL to I1, SECTOR 2 = I1 to FL, DIFF = Difference To Personal Best Lap

13 - 35.612 23.324 **58.936 (1) 73.78** **14:47:27.800**

<b>P18 23 S Carl MITCHELL</b>			Kawasaki - HB REAVIS Real Estate			
IDEAL LAP TIME : 56.830		BEST LAP TIME : 56.830		DIFFERENCE : 0.000		
LAP	SECTOR 1	SECTOR 2	LAP TIME	MPH	DIFF	TIME OF DAY
1 -		23.328	1:21.358	53.44	24.528	14:35:49.752
2 -	35.408	23.143	58.551	74.27	1.721	14:36:48.303
3 -	35.122	23.376	58.498	74.33	1.668	14:37:46.801
4 -	35.675	23.644	59.319	73.30	2.489	14:38:46.120
5 -	35.470	23.523	58.993	73.71	2.163	14:39:45.113
6 -	35.132	23.354	58.486	74.35	1.656	14:40:43.599
7 -	35.105	23.394	58.499	74.33	1.669	14:41:42.098
8 -	34.939	23.457	58.396	74.46	1.566	14:42:40.494
9 -	34.779	23.221	58.000	74.97	1.170	14:43:38.494
10 -	34.845	23.533	58.378	74.49	1.548	14:44:36.872
11 -	34.546	23.301	57.847 (2)	75.17	1.017	14:45:34.719
12 -	<b>34.114</b>	<b>22.716</b>	<b>56.830 (1)</b>	<b>76.51</b>		<b>14:46:31.549</b>
13 -	34.268	23.641	57.909 (3)	75.09	1.079	14:47:29.458

<b>P19 51 S Andy SMITH</b>			Kawasaki - A2N Racing & Opie Oils			
IDEAL LAP TIME : 57.773		BEST LAP TIME : 57.773		DIFFERENCE : 0.000		
LAP	SECTOR 1	SECTOR 2	LAP TIME	MPH	DIFF	TIME OF DAY
1 -		23.591	1:22.797	52.52	25.024	14:35:51.191
2 -	35.113	23.464	58.577	74.23	0.804	14:36:49.768
3 -	35.155	23.649	58.804	73.95	1.031	14:37:48.572
4 -	35.310	23.729	59.039	73.65	1.266	14:38:47.611
5 -	34.969	23.555	58.524	74.30	0.751	14:39:46.135
6 -	34.906	23.130	58.036 (2)	74.92	0.263	14:40:44.171
7 -	35.091	23.374	58.465	74.37	0.692	14:41:42.636
8 -	34.967	23.465	58.432	74.42	0.659	14:42:41.068
9 -	34.879	23.197	58.076 (3)	74.87	0.303	14:43:39.144
10 -	34.825	23.391	58.216	74.69	0.443	14:44:37.360
11 -	34.883	23.228	58.111	74.83	0.338	14:45:35.471
12 -	<b>34.804</b>	<b>22.969</b>	<b>57.773 (1)</b>	<b>75.27</b>		<b>14:46:33.244</b>
13 -	35.541	23.397	58.938	73.78	1.165	14:47:32.182

<b>P20 26 J Luke HOPKINS</b>			Kawasaki - MUM			
IDEAL LAP TIME : 57.417		BEST LAP TIME : 57.622		DIFFERENCE : 0.205		
LAP	SECTOR 1	SECTOR 2	LAP TIME	MPH	DIFF	TIME OF DAY
1 -		23.735	1:23.466	52.09	25.844	14:35:51.860
2 -	35.028	23.559	58.587	74.22	0.965	14:36:50.447
3 -	36.455	23.552	1:00.007	72.46	2.385	14:37:50.454
4 -	35.275	23.480	58.755	74.01	1.133	14:38:49.209
5 -	35.133	23.438	58.571	74.24	0.949	14:39:47.780
6 -	34.898	23.435	58.333	74.54	0.711	14:40:46.113
7 -	35.174	23.706	58.880	73.85	1.258	14:41:44.993
8 -	34.938	23.729	58.667	74.12	1.045	14:42:43.660
9 -	34.565	<b>23.057</b>	<b>57.622 (1)</b>	<b>75.46</b>		<b>14:43:41.282</b>
10 -	34.860	23.643	58.503	74.33	0.881	14:44:39.785
11 -	35.252	23.770	59.022	73.67	1.400	14:45:38.807
12 -	<b>34.360</b>	23.326	57.686 (2)	75.38	0.064	14:46:36.493
13 -	34.980	23.292	58.272 (3)	74.62	0.650	14:47:34.765

<b>P21 126 S Gareth HOPKINS</b>			Kawasaki -			
IDEAL LAP TIME : 57.665		BEST LAP TIME : 57.867		DIFFERENCE : 0.202		
LAP	SECTOR 1	SECTOR 2	LAP TIME	MPH	DIFF	TIME OF DAY
1 -		24.004	1:24.691	51.34	26.824	14:35:53.085
2 -	34.887	23.504	58.391	74.47	0.524	14:36:51.476
3 -	35.866	23.789	59.655	72.89	1.788	14:37:51.131
4 -	35.087	23.565	58.652	74.14	0.785	14:38:49.783

Weather / Track : Cloudy / Dry

Brands Hatch Indy  
Circuit Length = 1.2079 miles  
Start: 14:34 Flag 14:47 End: 14:48

# BMCRC - MRO Championships 2015 - Rnd 9 @ Brands Hatch Indy

## DFDS Seaways Yamaha Past Masters & ACU Kawasaki Junior Cup & Senior 300 Series

### RACE 1 - SECTOR ANALYSIS

SECTOR 1 = FL to I1, SECTOR 2 = I1 to FL, DIFF = Difference To Personal Best Lap

5 -	35.067	23.840	58.907	73.82	1.040	14:39:48.690
6 -	34.946	23.421	58.367	74.50	0.500	14:40:47.057
7 -	34.764	23.586	58.350	74.52	0.483	14:41:45.407
8 -	34.855	24.168	59.023	73.67	1.156	14:42:44.430
9 -	34.708	<b>23.267</b>	57.975 (3)	75.00	0.108	14:43:42.405
10 -	34.485	23.382	<b>57.867 (1)</b>	<b>75.14</b>		<b>14:44:40.272</b>
11 -	35.499	23.576	59.075	73.61	1.208	14:45:39.347
12 -	<b>34.398</b>	23.517	57.915 (2)	75.08	0.048	14:46:37.262
13 -	34.633	23.578	58.211	74.70	0.344	14:47:35.473

P22 9 S		Graham HAW		Kawasaki - Graham Haw Joinery			
IDEAL LAP TIME : 58.219		BEST LAP TIME : 58.350		DIFFERENCE : 0.131			
LAP	SECTOR 1	SECTOR 2	LAP TIME	MPH	DIFF	TIME OF DAY	
1 -		23.622	1:23.766	51.91	25.416	14:35:52.160	
2 -	34.984	23.743	58.727	74.04	0.377	14:36:50.887	
3 -	35.507	23.603	59.110	73.56	0.760	14:37:49.997	
4 -	35.436	23.595	59.031	73.66	0.681	14:38:49.028	
5 -	35.353	24.139	59.492	73.09	1.142	14:39:48.520	
6 -	35.245	24.286	59.531	73.04	1.181	14:40:48.051	
7 -	<b>34.826</b>	23.524	<b>58.350 (1)</b>	<b>74.52</b>		<b>14:41:46.401</b>	
8 -	35.067	<b>23.393</b>	58.460 (2)	74.38	0.110	14:42:44.861	
9 -	34.921	23.572	58.493 (3)	74.34	0.143	14:43:43.354	
10 -	35.053	23.528	58.581	74.23	0.231	14:44:41.935	
11 -	35.490	23.618	59.108	73.57	0.758	14:45:41.043	
12 -	34.942	23.551	58.493 (3)	74.34	0.143	14:46:39.536	
13 -	35.348	24.304	59.652	72.89	1.302	14:47:39.188	

P23 32 S		Paul ROBSON		Kawasaki - London First Aid			
IDEAL LAP TIME : 59.247		BEST LAP TIME : 59.336		DIFFERENCE : 0.089			
LAP	SECTOR 1	SECTOR 2	LAP TIME	MPH	DIFF	TIME OF DAY	
1 -		24.060	1:25.234	51.01	25.898	14:35:53.628	
2 -	36.206	23.789	59.995	72.48	0.659	14:36:53.623	
3 -	36.443	23.838	1:00.281	72.13	0.945	14:37:53.904	
4 -	36.199	23.839	1:00.038	72.43	0.702	14:38:53.942	
5 -	35.959	<b>23.572</b>	59.531 (3)	73.04	0.195	14:39:53.473	
6 -	35.760	23.744	59.504 (2)	73.08	0.168	14:40:52.977	
7 -	35.900	23.656	59.556	73.01	0.220	14:41:52.533	
8 -	35.999	23.772	59.771	72.75	0.435	14:42:52.304	
9 -	36.226	24.312	1:00.538	71.83	1.202	14:43:52.842	
10 -	36.079	24.400	1:00.479	71.90	1.143	14:44:53.321	
11 -	35.877	24.061	59.938	72.55	0.602	14:45:53.259	
12 -	<b>35.675</b>	23.661	<b>59.336 (1)</b>	<b>73.28</b>		<b>14:46:52.595</b>	
13 -	36.264	23.929	1:00.193	72.24	0.857	14:47:52.788	

P24 37 S		Craig CLEMONS		Kawasaki - Naomi			
IDEAL LAP TIME : 59.348		BEST LAP TIME : 59.450		DIFFERENCE : 0.102			
LAP	SECTOR 1	SECTOR 2	LAP TIME	MPH	DIFF	TIME OF DAY	
1 -		24.002	1:24.861	51.24	25.411	14:35:53.255	
2 -	35.814	23.809	59.623 (2)	72.93	0.173	14:36:52.878	
3 -	35.933	23.853	59.786	72.73	0.336	14:37:52.664	
4 -	35.713	23.737	<b>59.450 (1)</b>	<b>73.14</b>		<b>14:38:52.114</b>	
5 -	36.132	24.125	1:00.257	72.16	0.807	14:39:52.371	
6 -	36.019	23.682	59.701 (3)	72.83	0.251	14:40:52.072	
7 -	<b>35.708</b>	24.036	59.744	72.78	0.294	14:41:51.816	
8 -	36.227	24.081	1:00.308	72.10	0.858	14:42:52.124	
9 -	36.223	24.297	1:00.520	71.85	1.070	14:43:52.644	
10 -	35.861	24.684	1:00.545	71.82	1.095	14:44:53.189	
11 -	35.792	24.129	59.921	72.57	0.471	14:45:53.110	
12 -	36.210	<b>23.640</b>	59.850	72.65	0.400	14:46:52.960	
13 -	36.285	23.837	1:00.122	72.32	0.672	14:47:53.082	

Weather / Track : Cloudy / Dry

Brands Hatch Indy  
Circuit Length = 1.2079 miles  
Start: 14:34 Flag 14:47 End: 14:48

# BMCRC - MRO Championships 2015 - Rnd 9 @ Brands Hatch Indy

## DFDS Seaways Yamaha Past Masters & ACU Kawasaki Junior Cup & Senior 300 Series

### RACE 1 - SECTOR ANALYSIS

SECTOR 1 = FL to I1, SECTOR 2 = I1 to FL, DIFF = Difference To Personal Best Lap

<b>P25 136 J Harry FOWLE</b>		Kawasaki -				
IDEAL LAP TIME : 58.883		BEST LAP TIME : 58.958				
		DIFFERENCE : 0.075				
LAP	SECTOR 1	SECTOR 2	LAP TIME	MPH	DIFF	TIME OF DAY
1 -		24.737	1:28.015	49.40	29.057	14:35:56.409
2 -	36.080	24.614	1:00.694	71.64	1.736	14:36:57.103
3 -	36.687	24.666	1:01.353	70.87	2.395	14:37:58.456
4 -	35.780	24.547	1:00.327	72.08	1.369	14:38:58.783
5 -	36.285	24.403	1:00.688	71.65	1.730	14:39:59.471
6 -	36.364	24.376	1:00.740	71.59	1.782	14:41:00.211
7 -	<b>34.911</b>	24.047	<b>58.958 (1)</b>	<b>73.75</b>		<b>14:41:59.169</b>
8 -	35.952	24.309	1:00.261	72.16	1.303	14:42:59.430
9 -	36.016	24.324	1:00.340	72.06	1.382	14:43:59.770
10 -	35.812	24.237	1:00.049 (2)	72.41	1.091	14:44:59.819
11 -	36.073	24.910	1:00.983	71.30	2.025	14:46:00.802
12 -	36.080	<b>23.972</b>	1:00.052 (3)	72.41	1.094	14:47:00.854
13 -	37.951	24.043	1:01.994	70.14	3.036	14:48:02.848

<b>P26 113 J Dean BRADLEY</b>		Kawasaki -				
IDEAL LAP TIME : 59.211		BEST LAP TIME : 59.358				
		DIFFERENCE : 0.147				
LAP	SECTOR 1	SECTOR 2	LAP TIME	MPH	DIFF	TIME OF DAY
1 -		25.095	1:27.125	49.91	27.767	14:35:55.519
2 -	36.673	25.014	1:01.687	70.49	2.329	14:36:57.206
3 -	36.830	25.033	1:01.863	70.29	2.505	14:37:59.069
4 -	36.539	24.521	1:01.060	71.21	1.702	14:39:00.129
5 -	36.307	24.266	1:00.573	71.79	1.215	14:40:00.702
6 -	35.656	24.471	1:00.127	72.32	0.769	14:41:00.829
7 -	35.403	<b>24.048</b>	59.451 (2)	73.14	0.093	14:42:00.280
8 -	<b>35.163</b>	24.195	<b>59.358 (1)</b>	<b>73.26</b>		<b>14:42:59.638</b>
9 -	36.177	24.424	1:00.601	71.75	1.243	14:44:00.239
10 -	35.962	24.266	1:00.228	72.20	0.870	14:45:00.467
11 -	35.442	24.845	1:00.287	72.13	0.929	14:46:00.754
12 -	35.587	24.402	59.989 (3)	72.49	0.631	14:47:00.743
13 -	38.342	24.461	1:02.803	69.24	3.445	14:48:03.546

<b>P27 20 J Kai DICKINSON</b>		Kawasaki - Dad				
IDEAL LAP TIME : 1:00.361		BEST LAP TIME : 1:00.448				
		DIFFERENCE : 0.087				
LAP	SECTOR 1	SECTOR 2	LAP TIME	MPH	DIFF	TIME OF DAY
1 -		25.134	1:27.853	49.49	27.405	14:35:56.247
2 -	36.758	24.699	1:01.457	70.75	1.009	14:36:57.704
3 -	36.847	24.743	1:01.590	70.60	1.142	14:37:59.294
4 -	36.328	<b>24.236</b>	1:00.564 (2)	71.80	0.116	14:38:59.858
5 -	36.297	24.408	1:00.705	71.63	0.257	14:40:00.563
6 -	36.257	24.329	1:00.586 (3)	71.77	0.138	14:41:01.149
7 -	36.197	24.251	<b>1:00.448 (1)</b>	<b>71.93</b>		<b>14:42:01.597</b>
8 -	<b>36.125</b>	24.494	1:00.619	71.73	0.171	14:43:02.216
9 -	36.690	24.578	1:01.268	70.97	0.820	14:44:03.484
10 -	36.564	24.686	1:01.250	70.99	0.802	14:45:04.734
11 -	36.687	24.891	1:01.578	70.61	1.130	14:46:06.312
12 -	36.952	24.613	1:01.565	70.63	1.117	14:47:07.877
13 -	37.288	24.334	1:01.622	70.56	1.174	14:48:09.499

<b>P28 139 S Patrick SMITH</b>		Kawasaki -				
IDEAL LAP TIME : 1:00.795		BEST LAP TIME : 1:00.995				
		DIFFERENCE : 0.200				
LAP	SECTOR 1	SECTOR 2	LAP TIME	MPH	DIFF	TIME OF DAY
1 -		24.931	1:26.701	50.15	25.706	14:35:55.095
2 -	36.744	24.774	1:01.518	70.68	0.523	14:36:56.613
3 -	36.926	24.984	1:01.910	70.24	0.915	14:37:58.523
4 -	37.104	25.061	1:02.165	69.95	1.170	14:39:00.688
5 -	36.672	24.400	1:01.072 (3)	71.20	0.077	14:40:01.760
6 -	36.717	<b>24.308</b>	1:01.025 (2)	71.25	0.030	14:41:02.785

Brands Hatch Indy  
 Circuit Length = 1.2079 miles  
 Start: 14:34 Flag 14:47 End: 14:48

Weather / Track : Cloudy / Dry

# BMCRC - MRO Championships 2015 - Rnd 9 @ Brands Hatch Indy

## DFDS Seaways Yamaha Past Masters & ACU Kawasaki Junior Cup & Senior 300 Series

### RACE 1 - SECTOR ANALYSIS

SECTOR 1 = FL to I1, SECTOR 2 = I1 to FL, DIFF = Difference To Personal Best Lap

7 -	36.887	24.483	1:01.370	70.85	0.375	14:42:04.155
8 -	36.850	24.531	1:01.381	70.84	0.386	14:43:05.536
<b>9 -</b>	<b>36.502</b>	<b>24.493</b>	<b>1:00.995 (1)</b>	<b>71.29</b>		<b>14:44:06.531</b>
10 -	<b>36.487</b>	24.785	1:01.272	70.97	0.277	14:45:07.803
11 -	37.209	24.656	1:01.865	70.29	0.870	14:46:09.668
12 -	36.802	24.431	1:01.233	71.01	0.238	14:47:10.901
13 -	37.543	24.548	1:02.091	70.03	1.096	14:48:12.992

<b>P29 69 J Connor HALL</b>	Kawasaki - S & Y CERAMICS		
IDEAL LAP TIME : 1:00.563	BEST LAP TIME : 1:00.639	DIFFERENCE : 0.076	

LAP	SECTOR 1	SECTOR 2	LAP TIME	MPH	DIFF	TIME OF DAY
1 -		25.442	1:29.129	48.78	28.490	14:35:57.523
2 -	37.953	25.237	1:03.190	68.81	2.551	14:37:00.713
3 -	38.474	25.234	1:03.708	68.25	3.069	14:38:04.421
4 -	37.307	24.593	1:01.900	70.25	1.261	14:39:06.321
5 -	37.230	24.476	1:01.706	70.47	1.067	14:40:08.027
6 -	36.660	24.619	1:01.279	70.96	0.640	14:41:09.306
7 -	37.294	24.364	1:01.658	70.52	1.019	14:42:10.964
8 -	36.616	24.228	1:00.844 (2)	71.47	0.205	14:43:11.808
9 -	36.942	<b>24.158</b>	1:01.100	71.17	0.461	14:44:12.908
10 -	36.520	24.341	1:00.861 (3)	71.45	0.222	14:45:13.769
11 -	36.944	24.350	1:01.294	70.94	0.655	14:46:15.063
<b>12 -</b>	<b>36.405</b>	24.234	<b>1:00.639 (1)</b>	<b>71.71</b>		<b>14:47:15.702</b>
13 -	37.108	24.501	1:01.609	70.58	0.970	14:48:17.311

<b>P30 73 S Michael SHARMAN</b>	Kawasaki -		
IDEAL LAP TIME : 1:02.188	BEST LAP TIME : 1:02.438	DIFFERENCE : 0.250	

LAP	SECTOR 1	SECTOR 2	LAP TIME	MPH	DIFF	TIME OF DAY
1 -		25.285	1:28.856	48.93	26.418	14:35:57.250
2 -	37.761	25.083	1:02.844	69.19	0.406	14:37:00.094
3 -	38.315	25.108	1:03.423	68.56	0.985	14:38:03.517
4 -	37.705	24.964	1:02.669 (3)	69.39	0.231	14:39:06.186
5 -	38.843	25.163	1:04.006	67.94	1.568	14:40:10.192
6 -	38.288	24.886	1:03.174	68.83	0.736	14:41:13.366
7 -	37.646	25.191	1:02.837	69.20	0.399	14:42:16.203
8 -	38.050	24.891	1:02.941	69.09	0.503	14:43:19.144
9 -	37.794	<b>24.776</b>	1:02.570 (2)	69.49	0.132	14:44:21.714
10 -	37.684	25.076	1:02.760	69.28	0.322	14:45:24.474
<b>11 -</b>	<b>37.412</b>	25.026	<b>1:02.438 (1)</b>	<b>69.64</b>		<b>14:46:26.912</b>
12 -	38.190	34.037	1:12.227	60.20	9.789	14:47:39.139

<b>P31 71 S Karie HENLY</b>	Kawasaki -		
IDEAL LAP TIME : 1:03.481	BEST LAP TIME : 1:03.601	DIFFERENCE : 0.120	

LAP	SECTOR 1	SECTOR 2	LAP TIME	MPH	DIFF	TIME OF DAY
1 -		26.212	1:32.752	46.88	29.151	14:36:01.146
2 -	39.486	25.816	1:05.302	66.59	1.701	14:37:06.448
3 -	41.195	25.950	1:07.145	64.76	3.544	14:38:13.593
4 -	38.512	25.564	1:04.076	67.86	0.475	14:39:17.669
5 -	39.047	25.516	1:04.563	67.35	0.962	14:40:22.232
6 -	38.849	25.518	1:04.367	67.55	0.766	14:41:26.599
7 -	<b>38.255</b>	25.355	1:03.610 (2)	68.36	0.009	14:42:30.209
8 -	38.923	25.602	1:04.525	67.39	0.924	14:43:34.734
9 -	38.946	25.568	1:04.514	67.40	0.913	14:44:39.248
<b>10 -</b>	<b>38.375</b>	<b>25.226</b>	<b>1:03.601 (1)</b>	<b>68.37</b>		<b>14:45:42.849</b>
11 -	38.454	25.268	1:03.722 (3)	68.24	0.121	14:46:46.571
12 -	40.011	25.769	1:05.780	66.10	2.179	14:47:52.351

<b>P32 93 S Monica ISAAC</b>	Kawasaki - Fins Motorcycles		
IDEAL LAP TIME : 57.209	BEST LAP TIME : 57.534	DIFFERENCE : 0.325	

LAP	SECTOR 1	SECTOR 2	LAP TIME	MPH	DIFF	TIME OF DAY
-----	----------	----------	----------	-----	------	-------------

Weather / Track : Cloudy / Dry

Brands Hatch Indy  
Circuit Length = 1.2079 miles  
Start: 14:34 Flag 14:47 End: 14:48

# BMCRC - MRO Championships 2015 - Rnd 9 @ Brands Hatch Indy

## DFDS Seaways Yamaha Past Masters & ACU Kawasaki Junior Cup & Senior 300 Series

### RACE 1 - SECTOR ANALYSIS

SECTOR 1 = FL to I1, SECTOR 2 = I1 to FL, DIFF = Difference To Personal Best Lap

1 -		23.636	1:24.035	51.74	26.501	14:35:52.429
2 -	35.014	23.518	58.532	74.29	0.998	14:36:50.961
3 -	35.951	23.316	59.267	73.37	1.733	14:37:50.228
4 -	<b>34.380</b>	23.217	57.597 (2)	75.50	0.063	14:38:47.825
5 -	34.455	23.079	<b>57.534 (1)</b>	<b>75.58</b>		<b>14:39:45.359</b>
6 -	35.004	23.360	58.364	74.50	0.830	14:40:43.723
7 -	35.288	23.341	58.629	74.17	1.095	14:41:42.352
8 -	34.575	23.462	58.037	74.92	0.503	14:42:40.389
9 -	35.165	23.379	58.544	74.27	1.010	14:43:38.933
10 -	34.576	23.536	58.112	74.83	0.578	14:44:37.045
11 -	34.866	23.228	58.094	74.85	0.560	14:45:35.139
12 -	34.811	<b>22.829</b>	57.640 (3)	75.44	0.106	14:46:32.779

<b>P33 100 C</b>	<b>Steve REDHEAD</b>	Yamaha -
IDEAL LAP TIME : 1:01.130	BEST LAP TIME : 1:01.233	DIFFERENCE : 0.103

LAP	SECTOR 1	SECTOR 2	LAP TIME	MPH	DIFF	TIME OF DAY
1 -		<b>24.319</b>	1:08.756 (3)	63.24	7.523	14:35:37.150
2 -	<b>36.811</b>	24.422	<b>1:01.233 (1)</b>	<b>71.01</b>		<b>14:36:38.383</b>
3 -	37.108	24.518	1:01.626 (2)	70.56	0.393	14:37:40.009

<b>P34 106 J</b>	<b>Patrick BYRNE</b>	Kawasaki - PKB RACING
IDEAL LAP TIME : 58.761	BEST LAP TIME : 58.887	DIFFERENCE : 0.126

LAP	SECTOR 1	SECTOR 2	LAP TIME	MPH	DIFF	TIME OF DAY
1 -		<b>23.297</b>	1:21.048 (2)	53.65	22.161	14:35:49.442
2 -	<b>35.464</b>	23.423	<b>58.887 (1)</b>	<b>73.84</b>		<b>14:36:48.329</b>

# BMCRC - MRO Championships 2015 - Rnd 9 @ Brands Hatch Indy

## DFDS Seaways Yamaha Past Masters & ACU Kawasaki Junior Cup & Senior 300 Series

### RACE 1 - BEST SECTORS

SECTOR 1			SECTOR 2			IDEAL / BEST COMPARISON						
POS	NO	NAME	TIME	NO	NAME	TIME	POS	NO	NAME	IDEAL	BEST	DIFF
									<b>PERFECT LAP</b>	<b>53.800</b>		
1	50	HIGLETT	<b>32.166</b>	6	BARBER	<b>21.634</b>	1	50	HIGLETT	53.909	53.929	0.020
2	7	BALLERINI	<b>32.222</b>	50	HIGLETT	<b>21.743</b>	2	6	BARBER	53.922	53.978	0.056
3	6	BARBER	<b>32.288</b>	7	BALLERINI	<b>21.782</b>	3	7	BALLERINI	54.004	54.171	0.167
4	14	EDMONDSON	<b>32.288</b>	14	EDMONDSON	<b>21.869</b>	4	14	EDMONDSON	54.157	54.157	0.000
5	45	MOORE	<b>32.764</b>	74	WHITBY	<b>22.143</b>	5	74	WHITBY	54.940	55.469	0.529
6	74	WHITBY	<b>32.797</b>	45	MOORE	<b>22.234</b>	6	45	MOORE	54.998	55.236	0.238
7	18	MURLEY	<b>32.968</b>	101	DAVIES	<b>22.286</b>	7	18	MURLEY	55.322	55.946	0.624
8	33	GYTE	<b>33.091</b>	33	GYTE	<b>22.317</b>	8	33	GYTE	55.408	55.499	0.091
9	46	ROWLINGS	<b>33.133</b>	18	MURLEY	<b>22.354</b>	9	46	ROWLINGS	55.601	55.619	0.018
10	101	DAVIES	<b>33.401</b>	29	HARWOOD	<b>22.445</b>	10	101	DAVIES	55.687	55.939	0.252
11	81	GRANT	<b>33.460</b>	81	GRANT	<b>22.465</b>	11	81	GRANT	55.925	56.058	0.133
12	19	ALDERSON	<b>33.545</b>	46	ROWLINGS	<b>22.468</b>	12	19	ALDERSON	56.176	56.359	0.183
13	3	LAMBDEN	<b>33.749</b>	3	LAMBDEN	<b>22.504</b>	13	3	LAMBDEN	56.253	56.265	0.012
14	29	HARWOOD	<b>33.961</b>	19	ALDERSON	<b>22.631</b>	14	29	HARWOOD	56.406	56.406	0.000
15	52	HALL	<b>34.049</b>	23	MITCHELL	<b>22.716</b>	15	23	MITCHELL	56.830	56.830	0.000
16	23	MITCHELL	<b>34.114</b>	93	ISAAC	<b>22.829</b>	16	52	HALL	56.995	57.111	0.116
17	26	HOPKINS	<b>34.360</b>	52	HALL	<b>22.946</b>	17	93	ISAAC	57.209	57.534	0.325
18	93	ISAAC	<b>34.380</b>	51	SMITH	<b>22.969</b>	18	26	HOPKINS	57.417	57.622	0.205
19	126	HOPKINS	<b>34.398</b>	26	HOPKINS	<b>23.057</b>	19	126	HOPKINS	57.665	57.867	0.202
20	51	SMITH	<b>34.804</b>	126	HOPKINS	<b>23.267</b>	20	51	SMITH	57.773	57.773	0.000
21	9	HAW	<b>34.826</b>	36	DAVIES	<b>23.275</b>	21	36	DAVIES	58.184	58.184	0.000
22	36	DAVIES	<b>34.909</b>	106	BYRNE	<b>23.297</b>	22	9	HAW	58.219	58.350	0.131
23	136	FOWLE	<b>34.911</b>	83	HUTCHEON	<b>23.306</b>	23	83	HUTCHEON	58.542	58.936	0.394
24	113	BRADLEY	<b>35.163</b>	9	HAW	<b>23.393</b>	24	106	BYRNE	58.761	58.887	0.126
25	83	HUTCHEON	<b>35.236</b>	32	ROBSON	<b>23.572</b>	25	136	FOWLE	58.883	58.958	0.075
26	106	BYRNE	<b>35.464</b>	37	CLEMONS	<b>23.640</b>	26	113	BRADLEY	59.211	59.358	0.147
27	32	ROBSON	<b>35.675</b>	136	FOWLE	<b>23.972</b>	27	32	ROBSON	59.247	59.336	0.089
28	37	CLEMONS	<b>35.708</b>	113	BRADLEY	<b>24.048</b>	28	37	CLEMONS	59.348	59.450	0.102
29	20	DICKINSON	<b>36.125</b>	69	HALL	<b>24.158</b>	29	20	DICKINSON	1:00.361	1:00.448	0.087
30	69	HALL	<b>36.405</b>	20	DICKINSON	<b>24.236</b>	30	69	HALL	1:00.563	1:00.639	0.076
31	139	SMITH	<b>36.487</b>	139	SMITH	<b>24.308</b>	31	139	SMITH	1:00.795	1:00.995	0.200
32	100	REDHEAD	<b>36.811</b>	100	REDHEAD	<b>24.319</b>	32	100	REDHEAD	1:01.130	1:01.233	0.103
33	73	SHARMAN	<b>37.412</b>	73	SHARMAN	<b>24.776</b>	33	73	SHARMAN	1:02.188	1:02.438	0.250
34	71	HENLY	<b>38.255</b>	71	HENLY	<b>25.226</b>	34	71	HENLY	1:03.481	1:03.601	0.120

Weather / Track : Cloudy / Dry

Results can be found at [www.tsl-timing.com](http://www.tsl-timing.com)

Brands Hatch Indy  
 Circuit Length = 1.2079 miles  
 Start: 14:34 Flag 14:47 End: 14:48

Printed - 14:50 Saturday, 03 October 2015

**BMCRC - MRO Championships 2015 - Rnd 9 @ Brands Hatch Indy**

**DFDS Seaways Yamaha Past Masters**

**RACE 19 - SILVERSTONE ROUND - CLASSIFICATION**

POS	NO	CL	PIC NAME	ENTRY	LAPS	TIME	GAP	DIFF	MPH	BEST	ON
1	6		1 Matt BARBER	Yamaha -	10	9:10.943			78.93	54.146	6
2	50		2 Graham HIGLETT	Yamaha - Face to Face Finance	10	9:14.225	3.282	3.282	78.46	54.395	10
3	14		3 Doug EDMONDSON	Yamaha - Wave Racing Developments	10	9:16.950	6.007	2.725	78.07	54.522	9
4	33	C	1 Sacha GYTE	Yamaha -	10	9:24.143	13.200	7.193	77.08	55.365	10
5	74	C	2 Paul WHITBY	Yamaha - Prestige Decor Ltd	10	9:25.135	14.192	0.992	76.94	55.207	9
6	81	R	1 Scott GRANT	Yamaha - SEAGER engineering/Interim FM Solutior	10	9:25.263	14.320	0.128	76.93	55.297	10
7	45		4 Peter MOORE	Yamaha - Curphs Cuttings	10	9:25.360	14.417	0.097	76.91	54.856	10
8	36	C	3 Paul DAVIES	Yamaha - kdstudios	10	9:58.943	48.000	33.583	72.60	58.633	9

NOT CLASSIFIED

DNF	101		Andrew DAVIES	Yamaha - GIBSON EXHAUSTS	7	6:38.953	3 Laps	3 Laps	76.30	55.688	5
-----	-----	--	---------------	--------------------------	---	----------	--------	--------	-------	--------	---

FASTEST LAP

	6		Matt BARBER	Yamaha -	6	54.146		80.31 mph		129.25 kph	
	74	C	Paul WHITBY	Yamaha - Prestige Decor Ltd	9	55.207		78.76 mph		126.76 kph	
	81	R	Scott GRANT	Yamaha - SEAGER engineering/Interim FM Solutior	10	55.297		78.64 mph		126.56 kph	

Class - 90% of Race Speed = 71.03 mph  
 Class C - 90% of Race Speed = 69.37 mph  
 Class R - 90% of Race Speed = 69.23 mph

Brands Hatch Indy  
 Circuit Length = 1.2079 miles  
 Start: 17:23 Flag 17:33 End: 17:34

Weather / Track : Cloudy / Dry  
 These results are provisional until the conclusion of any judicial and technical matters.

Clerk Of Course :	Timekeeper :
-------------------	--------------

Results can be found at [www.tsl-timing.com](http://www.tsl-timing.com)

Printed - 17:34 Saturday, 03 October 2015



ACU Kawasaki Junior Cup & Senior 300 Series

RACE 19 - SILVERSTONE ROUND - CLASSIFICATION

POS	NO	CL	PIC NAME	ENTRY	LAPS	TIME	GAP	DIFF	MPH	BEST	ON
1	18	J	1 Alex MURLEY	Kawasaki - Redfern Stevens - Fast Response Metz	10	9:47.292			74.04	55.178	10
2	46	J	2 Harry ROWLINGS	Kawasaki -	10	9:47.391	0.099	0.099	74.03	55.346	10
3	19	J	3 James ALDERSON	Kawasaki - NGK, YRF, EC1 Drinks, Burnell Fencing	10	9:48.322	1.030	0.931	73.91	55.574	10
4	3	J	4 Joey LAMB DEN	Kawasaki -	10	10:00.350	13.058	12.028	72.43	56.310	9
5	26	J	5 Luke HOPKINS	Kawasaki - MUM	10	10:06.339	19.047	5.989	71.71	56.894	6
6	51	S	1 Andy SMITH	Kawasaki - A2N Racing & Opie Oils	9	9:17.561	1 Lap	1 Lap	70.19	58.220	9
7	106	J	6 Patrick BYRNE	Kawasaki - PKB RACING	9	9:18.044	1 Lap	0.483	70.13	58.418	9
8	23	S	2 Carl MITCHELL	Kawasaki - HB REAVIS Real Estate	9	9:18.568	1 Lap	0.524	70.06	58.808	9
9	9	S	3 Graham HAW	Kawasaki - Graham Haw Joinery	9	9:19.614	1 Lap	1.046	69.93	59.014	8
10	32	S	4 Paul ROBSON	Kawasaki - London First Aid	9	9:22.159	1 Lap	2.545	69.61	59.260	4
11	113	J	7 Dean BRADLEY	Kawasaki -	9	9:35.523	1 Lap	13.364	68.00	59.611	9
12	139	S	5 Patrick SMITH	Kawasaki -	9	9:35.871	1 Lap	0.348	67.96	1:00.419	8
13	69	J	8 Connor HALL	Kawasaki - S & Y CERAMICS	9	9:36.532	1 Lap	0.661	67.88	1:00.587	8

FASTEST LAP

18	J	Alex MURLEY	Kawasaki - Redfern Stevens - Fast Response Metz	10	55.178	78.81 mph	126.83 kph
51	S	Andy SMITH	Kawasaki - A2N Racing & Opie Oils	9	58.220	74.69 mph	120.20 kph

Class J - 90% of Race Speed = 66.63 mph  
 Class S - 90% of Race Speed = 63.17 mph

Brands Hatch Indy  
 Circuit Length = 1.2079 miles  
 Start: 17:23 Flag 17:33 End: 17:34

Weather / Track : Cloudy / Dry  
 These results are provisional until the conclusion of any judicial and technical matters.

Clerk Of Course :	Timekeeper :
-------------------	--------------

Results can be found at [www.tsl-timing.com](http://www.tsl-timing.com)

Printed - 17:36 Saturday, 03 October 2015





# BMCRC - MRO Championships 2015 - Rnd 9 @ Brands Hatch Indy

## DFDS Seaways Yamaha Past Masters & ACU Kawasaki Junior Cup & Senior 300 Series

### RACE 19 - SILVERSTONE ROUND - LAP CHART

#### LAP 1 @ 17:24:51.420

NO	BEHIND	LAP TIME
6		59.807
101	0.727	1:00.534
50	1.043	1:00.850
81	1.268	1:01.075
14	1.281	1:01.088
45	1.510	1:01.317
74	1.548	1:01.355
33	1.991	1:01.798
36	5.424	1:05.231
46	20.083	1:19.890
18	20.147	1:19.954
19	20.382	1:20.189
106	23.480	1:23.287
23	23.578	1:23.385
26	23.769	1:23.576
9	24.281	1:24.088
3	24.370	1:24.177
51	24.925	1:24.732
32	25.429	1:25.236
69	27.209	1:27.016
139	27.712	1:27.519
113	27.914	1:27.721

#### LAP 2 @ 17:25:46.382

NO	BEHIND	LAP TIME
6		54.962
50	1.213	55.132
14	1.276	54.957
101	2.161	56.396
74	2.457	55.871
81	2.778	56.472
45	2.997	56.449
33	3.092	56.063
36	10.773	1:00.311
46	22.128	57.007
18	22.237	57.052
19	22.625	57.205
26	28.497	59.690
106	28.554	1:00.036
23	28.950	1:00.334
3	29.015	59.607
9	29.346	1:00.027
51	29.682	59.719
32	30.093	59.626
69	34.011	1:01.764
139	34.634	1:01.884
113	35.199	1:02.247

#### LAP 3 @ 17:26:41.079

NO	BEHIND	LAP TIME
6		54.697
50	1.473	54.957
14	1.584	55.005
101	3.970	56.506
74	4.168	56.408
81	4.288	56.207
33	4.460	56.065
45	4.777	56.477
36	15.362	59.286
46	23.865	56.434
18	23.877	56.337

Weather / Track : Cloudy / Dry

Results can be found at [www.tsl-timing.com](http://www.tsl-timing.com)

19	24.392	56.464
26	32.066	58.266
3	32.149	57.831
23	33.309	59.056
106	33.541	59.684
9	33.996	59.347
51	34.214	59.229
32	35.246	59.850
69	40.658	1:01.344
139	41.455	1:01.518
113	41.641	1:01.139

#### LAP 4 @ 17:27:35.513

NO	BEHIND	LAP TIME
6		54.434
50	1.869	54.830
14	2.013	54.863
101	5.695	56.159
74	5.848	56.114
81	6.054	56.200
33	6.098	56.072
45	6.493	56.150
36	20.041	59.113
46	25.540	56.109
18	25.648	56.205
19	26.048	56.090
26	35.569	57.937
3	35.648	57.933
23	37.835	58.960
106	38.048	58.941
51	38.456	58.676
9	38.835	59.273
32	40.072	59.260
69	47.166	1:00.942
139	47.825	1:00.804
113	48.194	1:00.987

#### LAP 5 @ 17:28:29.915

NO	BEHIND	LAP TIME
6		54.402
50	2.206	54.739
14	2.810	55.199
101	6.981	55.688
33	7.301	55.605
74	7.697	56.251
81	8.023	56.371
45	9.019	56.928
36	24.497	58.858
18	27.892	56.646
46	27.981	56.843
19	28.210	56.564
3	38.876	57.630
26	39.265	58.098
23	43.188	59.755
106	43.349	59.703
51	43.957	59.903
9	44.020	59.587
32	44.948	59.278

#### LAP 6 @ 17:29:24.061

NO	BEHIND	LAP TIME
6		54.146
69	1 Lap	1:01.547

139	1 Lap	1:01.192
113	1 Lap	1:01.173
50	2.931	54.871
14	3.466	54.802
101	8.727	55.892
33	8.896	55.741
74	9.058	55.507
81	9.260	55.383
45	10.223	55.350
36	29.642	59.291
18	30.044	56.298
46	30.278	56.443
19	30.529	56.465
3	41.364	56.634
26	42.013	56.894
106	48.198	58.995
23	48.531	59.489
51	48.886	59.075
9	49.183	59.309
32	50.456	59.654

#### LAP 7 @ 17:30:18.522

NO	BEHIND	LAP TIME
6		54.461
50	3.739	55.269
14	4.282	55.277
69	1 Lap	1:01.077
139	1 Lap	1:01.318
113	1 Lap	1:01.373
33	10.117	55.682
81	10.916	56.117
45	11.110	55.348
74	11.383	56.786
101	12.044	57.778
46	32.308	56.491
18	32.401	56.818
19	33.002	56.934
36	34.453	59.272
3	43.521	56.618
26	44.718	57.166
106	53.058	59.321
51	53.553	59.128
23	53.617	59.547
9	54.121	59.399

#### LAP 8 @ 17:31:13.020

NO	BEHIND	LAP TIME
6		54.498
32	1 Lap	59.553
50	3.667	54.426
14	4.531	54.747
33	11.321	55.702
81	12.933	56.515
45	13.051	56.439
74	13.286	56.401
139	1 Lap	1:00.587
69	1 Lap	1:01.261
113	1 Lap	1:00.900
18	34.604	56.701
46	34.674	56.864
19	34.761	56.257
36	39.380	59.425
3	45.626	56.603
26	47.923	57.703

#### LAP 9 @ 17:32:08.117

NO	BEHIND	LAP TIME
6		55.097
51	1 Lap	58.879
106	1 Lap	59.659
23	1 Lap	59.234
50	3.326	54.756
9	1 Lap	59.014
14	3.956	54.522
32	1 Lap	59.866
33	12.274	56.050
74	13.396	55.207
81	13.462	55.626
45	14.000	56.046
139	1 Lap	1:00.419
69	1 Lap	1:00.587
113	1 Lap	1:00.372
46	35.541	55.964
18	35.610	56.103
19	36.244	56.580
36	42.916	58.633
3	46.839	56.310
26	51.431	58.605

#### LAP 10 @ 17:33:02.556

NO	BEHIND	LAP TIME
6		54.439
50	3.282	54.395
14	6.007	56.490
51	1 Lap	58.220
106	1 Lap	58.418
23	1 Lap	58.808
9	1 Lap	59.570
32	1 Lap	59.836
33	13.200	55.365
74	14.192	55.235
81	14.320	55.297
45	14.417	54.856
113	1 Lap	59.611
139	1 Lap	1:00.630
69	1 Lap	1:00.994
18	36.349	55.178
46	36.448	55.346
19	37.379	55.574
36	48.000	59.523
3	49.407	57.007
26	55.396	58.404

Brands Hatch Indy

Circuit Length = 1.2079 miles

Start: 17:23 Flag 17:33 End: 17:34

Printed - 17:37 Saturday, 03 October 2015

# BMCRC - MRO Championships 2015 - Rnd 9 @ Brands Hatch Indy

## DFDS Seaways Yamaha Past Masters & ACU Kawasaki Junior Cup & Senior 300 Series

### RACE 19 - SILVERSTONE ROUND - SECTOR ANALYSIS

SECTOR 1 = FL to I1, SECTOR 2 = I1 to FL, DIFF = Difference To Personal Best Lap

P1 6		Matt BARBER		Yamaha -		
IDEAL LAP TIME : 54.146		BEST LAP TIME : 54.146		DIFFERENCE : 0.000		
LAP	SECTOR 1	SECTOR 2	LAP TIME	MPH	DIFF	TIME OF DAY
1 -		22.141	59.807	72.71	5.661	17:24:51.420
2 -	33.106	21.856	54.962	79.12	0.816	17:25:46.382
3 -	32.821	21.876	54.697	79.50	0.551	17:26:41.079
4 -	32.605	21.829	54.434 (3)	79.88	0.288	17:27:35.513
5 -	32.733	21.669	54.402 (2)	79.93	0.256	17:28:29.915
6 -	<b>32.561</b>	<b>21.585</b>	<b>54.146 (1)</b>	<b>80.31</b>		<b>17:29:24.061</b>
7 -	32.630	21.831	54.461	79.84	0.315	17:30:18.522
8 -	32.819	21.679	54.498	79.79	0.352	17:31:13.020
9 -	33.347	21.750	55.097	78.92	0.951	17:32:08.117
10 -	32.651	21.788	54.439	79.88	0.293	17:33:02.556

P2 50		Graham HIGLETT		Yamaha - Face to Face Finance		
IDEAL LAP TIME : 54.323		BEST LAP TIME : 54.395		DIFFERENCE : 0.072		
LAP	SECTOR 1	SECTOR 2	LAP TIME	MPH	DIFF	TIME OF DAY
1 -		22.425	1:00.850	71.46	6.455	17:24:52.463
2 -	32.933	22.199	55.132	78.87	0.737	17:25:47.595
3 -	32.738	22.219	54.957	79.12	0.562	17:26:42.552
4 -	32.705	22.125	54.830	79.31	0.435	17:27:37.382
5 -	32.780	21.959	54.739 (3)	79.44	0.344	17:28:32.121
6 -	32.746	22.125	54.871	79.25	0.476	17:29:26.992
7 -	33.235	22.034	55.269	78.68	0.874	17:30:22.261
8 -	<b>32.453</b>	21.973	54.426 (2)	79.89	0.031	17:31:16.687
9 -	32.886	<b>21.870</b>	54.756	79.41	0.361	17:32:11.443
10 -	32.492	21.903	<b>54.395 (1)</b>	<b>79.94</b>		<b>17:33:05.838</b>

P3 14		Doug EDMONDSON		Yamaha - Wave Racing Developments		
IDEAL LAP TIME : 54.522		BEST LAP TIME : 54.522		DIFFERENCE : 0.000		
LAP	SECTOR 1	SECTOR 2	LAP TIME	MPH	DIFF	TIME OF DAY
1 -		22.578	1:01.088	71.18	6.566	17:24:52.701
2 -	32.806	22.151	54.957	79.12	0.435	17:25:47.658
3 -	32.890	22.115	55.005	79.05	0.483	17:26:42.663
4 -	32.768	22.095	54.863	79.26	0.341	17:27:37.526
5 -	33.105	22.094	55.199	78.78	0.677	17:28:32.725
6 -	32.675	22.127	54.802 (3)	79.35	0.280	17:29:27.527
7 -	33.293	21.984	55.277	78.66	0.755	17:30:22.804
8 -	32.667	22.080	54.747 (2)	79.43	0.225	17:31:17.551
9 -	<b>32.539</b>	<b>21.983</b>	<b>54.522 (1)</b>	<b>79.75</b>		<b>17:32:12.073</b>
10 -	34.010	22.480	56.490	76.98	1.968	17:33:08.563

P4 33 C		Sacha GYTE		Yamaha -		
IDEAL LAP TIME : 55.274		BEST LAP TIME : 55.365		DIFFERENCE : 0.091		
LAP	SECTOR 1	SECTOR 2	LAP TIME	MPH	DIFF	TIME OF DAY
1 -		22.353	1:01.798	70.36	6.433	17:24:53.411
2 -	33.538	22.525	56.063	77.56	0.698	17:25:49.474
3 -	33.676	22.389	56.065	77.56	0.700	17:26:45.539
4 -	33.748	22.324	56.072	77.55	0.707	17:27:41.611
5 -	33.336	<b>22.269</b>	55.605 (2)	78.20	0.240	17:28:37.216
6 -	33.350	22.391	55.741	78.01	0.376	17:29:32.957
7 -	33.120	22.562	55.682 (3)	78.09	0.317	17:30:28.639
8 -	33.202	22.500	55.702	78.06	0.337	17:31:24.341
9 -	33.469	22.581	56.050	77.58	0.685	17:32:20.391
10 -	<b>33.005</b>	22.360	<b>55.365 (1)</b>	<b>78.54</b>		<b>17:33:15.756</b>

P5 74 C		Paul WHITBY		Yamaha - Prestige Decor Ltd		
IDEAL LAP TIME : 55.185		BEST LAP TIME : 55.207		DIFFERENCE : 0.022		
LAP	SECTOR 1	SECTOR 2	LAP TIME	MPH	DIFF	TIME OF DAY

Weather / Track : Cloudy / Dry

Brands Hatch Indy  
Circuit Length = 1.2079 miles  
Start: 17:23 Flag 17:33 End: 17:34

# BMCRC - MRO Championships 2015 - Rnd 9 @ Brands Hatch Indy

## DFDS Seaways Yamaha Past Masters & ACU Kawasaki Junior Cup & Senior 300 Series

### RACE 19 - SILVERSTONE ROUND - SECTOR ANALYSIS

SECTOR 1 = FL to I1, SECTOR 2 = I1 to FL, DIFF = Difference To Personal Best Lap

1 -		22.365	1:01.355	70.87	6.148	17:24:52.968
2 -	33.526	22.345	55.871	77.83	0.664	17:25:48.839
3 -	33.945	22.463	56.408	77.09	1.201	17:26:45.247
4 -	33.476	22.638	56.114	77.49	0.907	17:27:41.361
5 -	33.824	22.427	56.251	77.30	1.044	17:28:37.612
6 -	33.135	22.372	55.507 (3)	78.34	0.300	17:29:33.119
7 -	33.471	23.315	56.786	76.57	1.579	17:30:29.905
8 -	33.172	23.229	56.401	77.10	1.194	17:31:26.306
9 -	32.982	<b>22.225</b>	<b>55.207 (1)</b>	<b>78.76</b>		<b>17:32:21.513</b>
10 -	<b>32.960</b>	22.275	55.235 (2)	78.72	0.028	17:33:16.748

P6 81 R Scott GRANT			Yamaha - SEAGER engineering/Interim FM Solutions			
IDEAL LAP TIME : 55.070		BEST LAP TIME : 55.297		DIFFERENCE : 0.227		
LAP	SECTOR 1	SECTOR 2	LAP TIME	MPH	DIFF	TIME OF DAY
1 -		22.463	1:01.075	71.20	5.778	17:24:52.688
2 -	33.936	22.536	56.472	77.00	1.175	17:25:49.160
3 -	33.751	22.456	56.207	77.36	0.910	17:26:45.367
4 -	33.775	22.425	56.200	77.37	0.903	17:27:41.567
5 -	33.747	22.624	56.371	77.14	1.074	17:28:37.938
6 -	<b>32.934</b>	22.449	55.383 (2)	78.51	0.086	17:29:33.321
7 -	33.437	22.680	56.117	77.49	0.820	17:30:29.438
8 -	33.237	23.278	56.515	76.94	1.218	17:31:25.953
9 -	33.186	22.440	55.626 (3)	78.17	0.329	17:32:21.579
10 -	33.161	<b>22.136</b>	<b>55.297 (1)</b>	<b>78.64</b>		<b>17:33:16.876</b>

P7 45 Peter MOORE			Yamaha - Curphs Cuttings			
IDEAL LAP TIME : 54.737		BEST LAP TIME : 54.856		DIFFERENCE : 0.119		
LAP	SECTOR 1	SECTOR 2	LAP TIME	MPH	DIFF	TIME OF DAY
1 -		22.523	1:01.317	70.91	6.461	17:24:52.930
2 -	33.776	22.673	56.449	77.03	1.593	17:25:49.379
3 -	34.106	22.371	56.477	76.99	1.621	17:26:45.856
4 -	33.767	22.383	56.150	77.44	1.294	17:27:42.006
5 -	34.359	22.569	56.928	76.38	2.072	17:28:38.934
6 -	33.293	22.057	55.350 (3)	78.56	0.494	17:29:34.284
7 -	<b>32.992</b>	22.356	55.348 (2)	78.56	0.492	17:30:29.632
8 -	33.225	23.214	56.439	77.04	1.583	17:31:26.071
9 -	33.860	22.186	56.046	77.58	1.190	17:32:22.117
10 -	33.111	<b>21.745</b>	<b>54.856 (1)</b>	<b>79.27</b>		<b>17:33:16.973</b>

P8 18 J Alex MURLEY			Kawasaki - Redfern Stevens - Fast Response Metal Engineerir			
IDEAL LAP TIME : 55.178		BEST LAP TIME : 55.178		DIFFERENCE : 0.000		
LAP	SECTOR 1	SECTOR 2	LAP TIME	MPH	DIFF	TIME OF DAY
1 -		23.361	1:19.954	54.38	24.776	17:25:11.567
2 -	34.360	22.692	57.052	76.22	1.874	17:26:08.619
3 -	33.744	22.593	56.337	77.18	1.159	17:27:04.956
4 -	33.746	22.459	56.205 (3)	77.37	1.027	17:28:01.161
5 -	33.878	22.768	56.646	76.76	1.468	17:28:57.807
6 -	33.655	22.643	56.298	77.24	1.120	17:29:54.105
7 -	34.507	22.311	56.818	76.53	1.640	17:30:50.923
8 -	33.799	22.902	56.701	76.69	1.523	17:31:47.624
9 -	33.685	22.418	56.103 (2)	77.51	0.925	17:32:43.727
10 -	<b>33.103</b>	<b>22.075</b>	<b>55.178 (1)</b>	<b>78.81</b>		<b>17:33:38.905</b>

P9 46 J Harry ROWLINGS			Kawasaki -			
IDEAL LAP TIME : 55.346		BEST LAP TIME : 55.346		DIFFERENCE : 0.000		
LAP	SECTOR 1	SECTOR 2	LAP TIME	MPH	DIFF	TIME OF DAY
1 -		22.821	1:19.890	54.43	24.544	17:25:11.503
2 -	34.322	22.685	57.007	76.28	1.661	17:26:08.510
3 -	33.781	22.653	56.434	77.05	1.088	17:27:04.944
4 -	33.616	22.493	56.109 (3)	77.50	0.763	17:28:01.053

Weather / Track : Cloudy / Dry

Brands Hatch Indy  
Circuit Length = 1.2079 miles  
Start: 17:23 Flag 17:33 End: 17:34

# BMCRC - MRO Championships 2015 - Rnd 9 @ Brands Hatch Indy

## DFDS Seaways Yamaha Past Masters & ACU Kawasaki Junior Cup & Senior 300 Series

### RACE 19 - SILVERSTONE ROUND - SECTOR ANALYSIS

SECTOR 1 = FL to I1, SECTOR 2 = I1 to FL, DIFF = Difference To Personal Best Lap

5 -	33.961	22.882	56.843	76.50	1.497	17:28:57.896
6 -	33.633	22.810	56.443	77.04	1.097	17:29:54.339
7 -	34.077	22.414	56.491	76.97	1.145	17:30:50.830
8 -	34.104	22.760	56.864	76.47	1.518	17:31:47.694
9 -	33.499	22.465	55.964 (2)	77.70	0.618	17:32:43.658
10 -	<b>32.961</b>	<b>22.385</b>	<b>55.346 (1)</b>	<b>78.57</b>		<b>17:33:39.004</b>

P10 19 J James ALDERSON			Kawasaki - NGK, YRF, EC1 Drinks, Burnell Fencing, Bikewise,			
IDEAL LAP TIME : 55.546		BEST LAP TIME : 55.574		DIFFERENCE : 0.028		
LAP	SECTOR 1	SECTOR 2	LAP TIME	MPH	DIFF	TIME OF DAY
1 -		22.976	1:20.189	54.22	24.615	17:25:11.802
2 -	34.474	22.731	57.205	76.01	1.631	17:26:09.007
3 -	33.782	22.682	56.464	77.01	0.890	17:27:05.471
4 -	33.620	<b>22.470</b>	56.090 (2)	77.52	0.516	17:28:01.561
5 -	33.742	22.822	56.564	76.87	0.990	17:28:58.125
6 -	33.567	22.898	56.465	77.01	0.891	17:29:54.590
7 -	34.460	22.474	56.934	76.37	1.360	17:30:51.524
8 -	33.617	22.640	56.257 (3)	77.29	0.683	17:31:47.781
9 -	34.029	22.551	56.580	76.85	1.006	17:32:44.361
10 -	<b>33.076</b>	22.498	<b>55.574 (1)</b>	<b>78.24</b>		<b>17:33:39.935</b>

P11 36 C Paul DAVIES			Yamaha - kdstudios			
IDEAL LAP TIME : 58.506		BEST LAP TIME : 58.633		DIFFERENCE : 0.127		
LAP	SECTOR 1	SECTOR 2	LAP TIME	MPH	DIFF	TIME OF DAY
1 -		24.034	1:05.231	66.66	6.598	17:24:56.844
2 -	36.068	24.243	1:00.311	72.10	1.678	17:25:57.155
3 -	35.355	23.931	59.286	73.34	0.653	17:26:56.441
4 -	35.277	23.836	59.113 (3)	73.56	0.480	17:27:55.554
5 -	35.208	23.650	58.858 (2)	73.88	0.225	17:28:54.412
6 -	35.507	23.784	59.291	73.34	0.658	17:29:53.703
7 -	35.760	<b>23.512</b>	59.272	73.36	0.639	17:30:52.975
8 -	35.669	23.756	59.425	73.17	0.792	17:31:52.400
9 -	<b>34.994</b>	23.639	<b>58.633 (1)</b>	<b>74.16</b>		<b>17:32:51.033</b>
10 -	35.453	24.070	59.523	73.05	0.890	17:33:50.556

P12 3 J Joey LAMBDEN			Kawasaki -			
IDEAL LAP TIME : 56.281		BEST LAP TIME : 56.310		DIFFERENCE : 0.029		
LAP	SECTOR 1	SECTOR 2	LAP TIME	MPH	DIFF	TIME OF DAY
1 -		24.106	1:24.177	51.65	27.867	17:25:15.790
2 -	36.051	23.556	59.607	72.95	3.297	17:26:15.397
3 -	34.587	23.244	57.831	75.19	1.521	17:27:13.228
4 -	34.725	23.208	57.933	75.06	1.623	17:28:11.161
5 -	34.724	22.906	57.630	75.45	1.320	17:29:08.791
6 -	33.990	22.644	56.634	76.78	0.324	17:30:05.425
7 -	34.050	22.568	56.618 (3)	76.80	0.308	17:31:02.043
8 -	34.115	<b>22.488</b>	56.603 (2)	76.82	0.293	17:31:58.646
9 -	<b>33.793</b>	22.517	<b>56.310 (1)</b>	<b>77.22</b>		<b>17:32:54.956</b>
10 -	34.259	22.748	57.007	76.28	0.697	17:33:51.963

P13 26 J Luke HOPKINS			Kawasaki - MUM			
IDEAL LAP TIME : 56.862		BEST LAP TIME : 56.894		DIFFERENCE : 0.032		
LAP	SECTOR 1	SECTOR 2	LAP TIME	MPH	DIFF	TIME OF DAY
1 -		23.626	1:23.576	52.03	26.682	17:25:15.189
2 -	36.107	23.583	59.690	72.85	2.796	17:26:14.879
3 -	34.752	23.514	58.266	74.63	1.372	17:27:13.145
4 -	34.680	23.257	57.937	75.05	1.043	17:28:11.082
5 -	35.002	23.096	58.098	74.84	1.204	17:29:09.180
6 -	33.934	<b>22.960</b>	<b>56.894 (1)</b>	<b>76.43</b>		<b>17:30:06.074</b>
7 -	<b>33.902</b>	23.264	57.166 (2)	76.06	0.272	17:31:03.240
8 -	34.447	23.256	57.703 (3)	75.36	0.809	17:32:00.943

Weather / Track : Cloudy / Dry

Brands Hatch Indy  
Circuit Length = 1.2079 miles  
Start: 17:23 Flag 17:33 End: 17:34

# BMCRC - MRO Championships 2015 - Rnd 9 @ Brands Hatch Indy

## DFDS Seaways Yamaha Past Masters & ACU Kawasaki Junior Cup & Senior 300 Series

### RACE 19 - SILVERSTONE ROUND - SECTOR ANALYSIS

SECTOR 1 = FL to I1, SECTOR 2 = I1 to FL, DIFF = Difference To Personal Best Lap

9 -	35.140	23.465	58.605	74.20	1.711	17:32:59.548
10 -	34.805	23.599	58.404	74.45	1.510	17:33:57.952

<b>P14</b>	<b>51 S</b>	<b>Andy SMITH</b>	Kawasaki - A2N Racing & Opie Oils			
IDEAL LAP TIME : 58.199		BEST LAP TIME : 58.220		DIFFERENCE : 0.021		
LAP	SECTOR 1	SECTOR 2	LAP TIME	MPH	DIFF	TIME OF DAY
1 -		23.917	1:24.732	51.32	26.512	17:25:16.345
2 -	36.249	23.470	59.719	72.81	1.499	17:26:16.064
3 -	35.798	23.431	59.229	73.42	1.009	17:27:15.293
4 -	35.405	<b>23.271</b>	58.676 (2)	74.11	0.456	17:28:13.969
5 -	35.848	24.055	59.903	72.59	1.683	17:29:13.872
6 -	35.466	23.609	59.075	73.61	0.855	17:30:12.947
7 -	35.408	23.720	59.128	73.54	0.908	17:31:12.075
8 -	35.384	23.495	58.879 (3)	73.85	0.659	17:32:10.954
9 -	<b>34.928</b>	23.292	<b>58.220 (1)</b>	<b>74.69</b>		<b>17:33:09.174</b>

<b>P15</b>	<b>106 J</b>	<b>Patrick BYRNE</b>	Kawasaki - PKB RACING			
IDEAL LAP TIME : 58.418		BEST LAP TIME : 58.418		DIFFERENCE : 0.000		
LAP	SECTOR 1	SECTOR 2	LAP TIME	MPH	DIFF	TIME OF DAY
1 -		23.763	1:23.287	52.21	24.869	17:25:14.900
2 -	36.040	23.996	1:00.036	72.43	1.618	17:26:14.936
3 -	35.823	23.861	59.684	72.86	1.266	17:27:14.620
4 -	35.213	23.728	58.941 (2)	73.77	0.523	17:28:13.561
5 -	35.830	23.873	59.703	72.83	1.285	17:29:13.264
6 -	35.310	23.685	58.995 (3)	73.71	0.577	17:30:12.259
7 -	35.680	23.641	59.321	73.30	0.903	17:31:11.580
8 -	36.040	23.619	59.659	72.89	1.241	17:32:11.239
9 -	<b>35.076</b>	<b>23.342</b>	<b>58.418 (1)</b>	<b>74.43</b>		<b>17:33:09.657</b>

<b>P16</b>	<b>23 S</b>	<b>Carl MITCHELL</b>	Kawasaki - HB REAVIS Real Estate			
IDEAL LAP TIME : 58.678		BEST LAP TIME : 58.808		DIFFERENCE : 0.130		
LAP	SECTOR 1	SECTOR 2	LAP TIME	MPH	DIFF	TIME OF DAY
1 -		23.794	1:23.385	52.15	24.577	17:25:14.998
2 -	36.421	23.913	1:00.334	72.07	1.526	17:26:15.332
3 -	35.435	23.621	59.056 (3)	73.63	0.248	17:27:14.388
4 -	35.316	23.644	58.960 (2)	73.75	0.152	17:28:13.348
5 -	35.934	23.821	59.755	72.77	0.947	17:29:13.103
6 -	35.797	23.692	59.489	73.09	0.681	17:30:12.592
7 -	35.903	23.644	59.547	73.02	0.739	17:31:12.139
8 -	35.753	<b>23.481</b>	59.234	73.41	0.426	17:32:11.373
9 -	<b>35.197</b>	23.611	<b>58.808 (1)</b>	<b>73.94</b>		<b>17:33:10.181</b>

<b>P17</b>	<b>9 S</b>	<b>Graham HAW</b>	Kawasaki - Graham Haw Joinery			
IDEAL LAP TIME : 58.761		BEST LAP TIME : 59.014		DIFFERENCE : 0.253		
LAP	SECTOR 1	SECTOR 2	LAP TIME	MPH	DIFF	TIME OF DAY
1 -		24.048	1:24.088	51.71	25.074	17:25:15.701
2 -	36.145	23.882	1:00.027	72.44	1.013	17:26:15.728
3 -	35.672	23.675	59.347	73.27	0.333	17:27:15.075
4 -	35.827	23.446	59.273 (2)	73.36	0.259	17:28:14.348
5 -	35.513	24.074	59.587	72.97	0.573	17:29:13.935
6 -	<b>35.494</b>	23.815	59.309 (3)	73.32	0.295	17:30:13.244
7 -	35.874	23.525	59.399	73.21	0.385	17:31:12.643
8 -	35.747	<b>23.267</b>	<b>59.014 (1)</b>	<b>73.68</b>		<b>17:32:11.657</b>
9 -	35.829	23.741	59.570	72.99	0.556	17:33:11.227

<b>P18</b>	<b>32 S</b>	<b>Paul ROBSON</b>	Kawasaki - London First Aid			
IDEAL LAP TIME : 59.214		BEST LAP TIME : 59.260		DIFFERENCE : 0.046		
LAP	SECTOR 1	SECTOR 2	LAP TIME	MPH	DIFF	TIME OF DAY
1 -		23.974	1:25.236	51.01	25.976	17:25:16.849

Weather / Track : Cloudy / Dry

Brands Hatch Indy  
Circuit Length = 1.2079 miles  
Start: 17:23 Flag 17:33 End: 17:34

# BMCRC - MRO Championships 2015 - Rnd 9 @ Brands Hatch Indy

## DFDS Seaways Yamaha Past Masters & ACU Kawasaki Junior Cup & Senior 300 Series

### RACE 19 - SILVERSTONE ROUND - SECTOR ANALYSIS

SECTOR 1 = FL to I1, SECTOR 2 = I1 to FL, DIFF = Difference To Personal Best Lap

2 -	35.925	23.701	59.626	72.93	0.366	17:26:16.475
3 -	36.108	23.742	59.850	72.65	0.590	17:27:16.325
<b>4 -</b>	<b>35.605</b>	<b>23.655</b>	<b>59.260 (1)</b>	<b>73.38</b>		<b>17:28:15.585</b>
5 -	<b>35.564</b>	23.714	59.278 (2)	73.35	0.018	17:29:14.863
6 -	35.765	23.889	59.654	72.89	0.394	17:30:14.517
7 -	35.903	<b>23.650</b>	59.553 (3)	73.02	0.293	17:31:14.070
8 -	36.129	23.737	59.866	72.63	0.606	17:32:13.936
9 -	35.969	23.867	59.836	72.67	0.576	17:33:13.772

P19 113 J Dean BRADLEY			Kawasaki -			
IDEAL LAP TIME : 59.611		BEST LAP TIME : 59.611		DIFFERENCE : 0.000		
LAP	SECTOR 1	SECTOR 2	LAP TIME	MPH	DIFF	TIME OF DAY
1 -		25.175	1:27.721	49.57	28.110	17:25:19.334
2 -	37.082	25.165	1:02.247	69.86	2.636	17:26:21.581
3 -	36.117	25.022	1:01.139	71.12	1.528	17:27:22.720
4 -	36.480	24.507	1:00.987	71.30	1.376	17:28:23.707
5 -	36.483	24.690	1:01.173	71.08	1.562	17:29:24.880
6 -	37.126	24.247	1:01.373	70.85	1.762	17:30:26.253
7 -	36.082	24.818	1:00.900 (3)	71.40	1.289	17:31:27.153
8 -	36.035	24.337	1:00.372 (2)	72.03	0.761	17:32:27.525
<b>9 -</b>	<b>35.518</b>	<b>24.093</b>	<b>59.611 (1)</b>	<b>72.94</b>		<b>17:33:27.136</b>

P20 139 S Patrick SMITH			Kawasaki -			
IDEAL LAP TIME : 1:00.209		BEST LAP TIME : 1:00.419		DIFFERENCE : 0.210		
LAP	SECTOR 1	SECTOR 2	LAP TIME	MPH	DIFF	TIME OF DAY
1 -		25.247	1:27.519	49.68	27.100	17:25:19.132
2 -	37.177	24.707	1:01.884	70.27	1.465	17:26:21.016
3 -	36.740	24.778	1:01.518	70.68	1.099	17:27:22.534
4 -	36.456	24.348	1:00.804	71.51	0.385	17:28:23.338
5 -	36.645	24.547	1:01.192	71.06	0.773	17:29:24.530
6 -	37.148	<b>24.170</b>	1:01.318	70.91	0.899	17:30:25.848
7 -	36.282	24.305	1:00.587 (2)	71.77	0.168	17:31:26.435
<b>8 -</b>	<b>36.039</b>	24.380	<b>1:00.419 (1)</b>	<b>71.97</b>		<b>17:32:26.854</b>
9 -	36.360	24.270	1:00.630 (3)	71.72	0.211	17:33:27.484

P21 69 J Connor HALL			Kawasaki - S & Y CERAMICS			
IDEAL LAP TIME : 1:00.478		BEST LAP TIME : 1:00.587		DIFFERENCE : 0.109		
LAP	SECTOR 1	SECTOR 2	LAP TIME	MPH	DIFF	TIME OF DAY
1 -		24.866	1:27.016	49.97	26.429	17:25:18.629
2 -	37.118	24.646	1:01.764	70.40	1.177	17:26:20.393
3 -	36.954	24.390	1:01.344	70.88	0.757	17:27:21.737
4 -	36.486	24.456	1:00.942 (2)	71.35	0.355	17:28:22.679
5 -	36.922	24.625	1:01.547	70.65	0.960	17:29:24.226
6 -	37.023	<b>24.054</b>	1:01.077	71.19	0.490	17:30:25.303
7 -	36.657	24.604	1:01.261	70.98	0.674	17:31:26.564
<b>8 -</b>	<b>36.424</b>	24.163	<b>1:00.587 (1)</b>	<b>71.77</b>		<b>17:32:27.151</b>
9 -	36.740	24.254	1:00.994 (3)	71.29	0.407	17:33:28.145

P22 101 Andrew DAVIES			Yamaha - GIBSON EXHAUSTS			
IDEAL LAP TIME : 55.688		BEST LAP TIME : 55.688		DIFFERENCE : 0.000		
LAP	SECTOR 1	SECTOR 2	LAP TIME	MPH	DIFF	TIME OF DAY
1 -		22.436	1:00.534	71.83	4.846	17:24:52.147
2 -	33.926	22.470	56.396	77.10	0.708	17:25:48.543
3 -	33.946	22.560	56.506	76.95	0.818	17:26:45.049
4 -	33.814	22.345	56.159 (3)	77.43	0.471	17:27:41.208
<b>5 -</b>	<b>33.430</b>	<b>22.258</b>	<b>55.688 (1)</b>	<b>78.08</b>		<b>17:28:36.896</b>
6 -	33.472	22.420	55.892 (2)	77.80	0.204	17:29:32.788
7 -	33.600	24.178	57.778	75.26	2.090	17:30:30.566

Weather / Track : Cloudy / Dry

Brands Hatch Indy  
Circuit Length = 1.2079 miles  
Start: 17:23 Flag 17:33 End: 17:34

# BMCRC - MRO Championships 2015 - Rnd 9 @ Brands Hatch Indy

## DFDS Seaways Yamaha Past Masters & ACU Kawasaki Junior Cup & Senior 300 Series

### RACE 19 - SILVERSTONE ROUND - BEST SECTORS

SECTOR 1			SECTOR 2			IDEAL / BEST COMPARISON						
POS	NO	NAME	TIME	NO	NAME	TIME	POS	NO	NAME	IDEAL	BEST	DIFF
									<b>PERFECT LAP</b>	<b>54.038</b>		
1	50	HIGLETT	<b>32.453</b>	6	BARBER	<b>21.585</b>	1	6	BARBER	54.146	54.146	0.000
2	14	EDMONDSON	<b>32.539</b>	45	MOORE	<b>21.745</b>	2	50	HIGLETT	54.323	54.395	0.072
3	6	BARBER	<b>32.561</b>	50	HIGLETT	<b>21.870</b>	3	14	EDMONDSON	54.522	54.522	0.000
4	81	GRANT	<b>32.934</b>	14	EDMONDSON	<b>21.983</b>	4	45	MOORE	54.737	54.856	0.119
5	74	WHITBY	<b>32.960</b>	18	MURLEY	<b>22.075</b>	5	81	GRANT	55.070	55.297	0.227
6	46	ROWLINGS	<b>32.961</b>	81	GRANT	<b>22.136</b>	6	18	MURLEY	55.178	55.178	0.000
7	45	MOORE	<b>32.992</b>	74	WHITBY	<b>22.225</b>	7	74	WHITBY	55.185	55.207	0.022
8	33	GYTE	<b>33.005</b>	101	DAVIES	<b>22.258</b>	8	33	GYTE	55.274	55.365	0.091
9	19	ALDERSON	<b>33.076</b>	33	GYTE	<b>22.269</b>	9	46	ROWLINGS	55.346	55.346	0.000
10	18	MURLEY	<b>33.103</b>	46	ROWLINGS	<b>22.385</b>	10	19	ALDERSON	55.546	55.574	0.028
11	101	DAVIES	<b>33.430</b>	19	ALDERSON	<b>22.470</b>	11	101	DAVIES	55.688	55.688	0.000
12	3	LAMB DEN	<b>33.793</b>	3	LAMB DEN	<b>22.488</b>	12	3	LAMB DEN	56.281	56.310	0.029
13	26	HOPKINS	<b>33.902</b>	26	HOPKINS	<b>22.960</b>	13	26	HOPKINS	56.862	56.894	0.032
14	51	SMITH	<b>34.928</b>	9	HAW	<b>23.267</b>	14	51	SMITH	58.199	58.220	0.021
15	36	DAVIES	<b>34.994</b>	51	SMITH	<b>23.271</b>	15	106	BYRNE	58.418	58.418	0.000
16	106	BYRNE	<b>35.076</b>	106	BYRNE	<b>23.342</b>	16	36	DAVIES	58.506	58.633	0.127
17	23	MITCHELL	<b>35.197</b>	23	MITCHELL	<b>23.481</b>	17	23	MITCHELL	58.678	58.808	0.130
18	9	HAW	<b>35.494</b>	36	DAVIES	<b>23.512</b>	18	9	HAW	58.761	59.014	0.253
19	113	BRADLEY	<b>35.518</b>	32	ROBSON	<b>23.650</b>	19	32	ROBSON	59.214	59.260	0.046
20	32	ROBSON	<b>35.564</b>	69	HALL	<b>24.054</b>	20	113	BRADLEY	59.611	59.611	0.000
21	139	SMITH	<b>36.039</b>	113	BRADLEY	<b>24.093</b>	21	139	SMITH	1:00.209	1:00.419	0.210
22	69	HALL	<b>36.424</b>	139	SMITH	<b>24.170</b>	22	69	HALL	1:00.478	1:00.587	0.109

Weather / Track : Cloudy / Dry

Results can be found at [www.tsl-timing.com](http://www.tsl-timing.com)

Brands Hatch Indy  
Circuit Length = 1.2079 miles  
Start: 17:23 Flag 17:33 End: 17:34

Printed - 17:37 Saturday, 03 October 2015

# BMCRC - MRO Championships 2015 - Rnd 9 @ Brands Hatch Indy

## DFDS Seaways Yamaha Past Masters

### RACE 1 - CLASSIFICATION

POS	NO	CL	PIC NAME	ENTRY	LAPS	TIME	GAP	DIFF	MPH	BEST	ON
1	6		1 Matt BARBER	Yamaha -	12	11:00.042			79.06	53.481	11
2	7		2 Rik BALLERINI	Yamaha - SCLS Ltd	12	11:01.179	1.137	1.137	78.92	53.823	11
3	50		3 Graham HIGLETT	Yamaha - Face to Face Finance	12	11:09.309	9.267	8.130	77.96	54.443	12
4	14		4 Doug EDMONDSON	Yamaha - Wave Racing Developments	12	11:10.098	10.056	0.789	77.87	54.582	3
5	33	C	1 Sacha GYTE	Yamaha -	12	11:11.318	11.276	1.220	77.73	54.922	10
6	45		5 Peter MOORE	Yamaha - Curphs Cuttings	12	11:14.133	14.091	2.815	77.40	54.998	4
7	29	R	1 Giles HARWOOD	Yamaha -	12	11:19.277	19.235	5.144	76.82	55.213	6
8	101		6 Andrew DAVIES	Yamaha - GIBSON EXHAUSTS	12	11:19.291	19.249	0.014	76.82	55.603	8
9	74	C	2 Paul WHITBY	Yamaha - Prestige Decor Ltd	12	11:19.608	19.566	0.317	76.78	55.369	12
10	81	R	2 Scott GRANT	Yamaha - SEAGER engineering/Interim FM Solutior	12	11:24.366	24.324	4.758	76.25	56.033	3
11	52	C	3 Tim HALL	Yamaha -	12	11:40.230	40.188	15.864	74.52	57.070	11
12	36	C	4 Paul DAVIES	Yamaha - kdstudios	12	11:44.655	44.613	4.425	74.05	57.830	5
13	100	C	5 Steve REDHEAD	Yamaha -	12	11:56.832	56.790	12.177	72.79	58.345	11
14	83	C	6 Malcolm HUTCHEON	Yamaha -	11	11:01.530	1 Lap	1 Lap	72.30	58.926	8
15	68	C	7 Kev MARSHALL	Yamaha -	11	11:24.062	1 Lap	22.532	69.92	1:00.472	11

#### NOT CLASSIFIED

DNF	181	C	Marc PRENTICE	Yamaha -	8	7:39.497	4 Laps	3 Laps	75.71	56.227	7
-----	-----	---	---------------	----------	---	----------	--------	--------	-------	--------	---

#### FASTEST LAP

	6		Matt BARBER	Yamaha -	11	53.481			81.31 mph	130.85 kph	
	33	C	Sacha GYTE	Yamaha -	10	54.922			79.17 mph	127.42 kph	
	29	R	Giles HARWOOD	Yamaha -	6	55.213			78.76 mph	126.75 kph	

Class - 90% of Race Speed = 71.15 mph  
 Class C - 90% of Race Speed = 69.95 mph  
 Class R - 90% of Race Speed = 69.13 mph

Brands Hatch Indy  
 Circuit Length = 1.2079 miles  
 Start: 10:25 Flag 10:36 End: 10:37

Weather / Track : Cloudy / Dry

These results are provisional until the conclusion of any judicial and technical matters.

Clerk Of Course :	Timekeeper :
-------------------	--------------

Results can be found at [www.tsl-timing.com](http://www.tsl-timing.com)

Printed - 10:38 Sunday, 04 October 2015





ACU Kawasaki Junior Cup & Senior 300 Series

RACE 1 - CLASSIFICATION

POS	NO	CL	PIC NAME	ENTRY	LAPS	TIME	GAP	DIFF	MPH	BEST	ON
1	46	J	1 Harry ROWLINGS	Kawasaki -	12	11:40.054			74.54	54.880	11
2	18	J	2 Alex MURLEY	Kawasaki - Redfern Stevens - Fast Response Met	12	11:42.644	2.590	2.590	74.26	55.294	9
3	19	J	3 James ALDERSON	Kawasaki - NGK, YRF, EC1 Drinks, Burnell Fencing	12	11:45.416	5.362	2.772	73.97	55.653	4
4	26	J	4 Luke HOPKINS	Kawasaki - MUM	11	11:11.540	1 Lap	1 Lap	71.23	57.630	3
5	23	S	1 Carl MITCHELL	Kawasaki - HB REAVIS Real Estate	11	11:13.484	1 Lap	1.944	71.02	58.062	11
6	126	S	2 Gareth HOPKINS	Kawasaki -	11	11:13.698	1 Lap	0.214	71.00	57.921	7
7	93	S	3 Jake POVAH	Kawasaki -	11	11:15.411	1 Lap	1.713	70.82	57.826	11
8	106	J	5 Patrick BYRNE	Kawasaki - PKB RACING	11	11:15.791	1 Lap	0.380	70.78	57.710	3
9	136	J	6 Harry FOWLE	Kawasaki -	11	11:23.662	1 Lap	7.871	69.96	58.013	7
10	37	S	4 Craig CLEMONS	Kawasaki - Naomi	11	11:23.847	1 Lap	0.185	69.94	58.794	2
11	9*	S	5 Graham HAW	Kawasaki - Graham Haw Joinery	11	11:26.030	1 Lap	2.183	69.72	58.119	11
12	32	S	6 Paul ROBSON	Kawasaki - London First Aid	11	11:27.328	1 Lap	1.298	69.59	59.088	6
13	113	J	7 Dean BRADLEY	Kawasaki -	11	11:27.698	1 Lap	0.370	69.55	58.930	10
14	139	S	7 Patrick SMITH	Kawasaki -	11	11:34.441	1 Lap	6.743	68.88	59.738	5
15	69	J	8 Connor HALL	Kawasaki - S & Y CERAMICS	11	11:40.176	1 Lap	5.735	68.31	1:00.077	9
16	20	J	9 Kai DICKINSON	Kawasaki - Dad	11	11:44.827	1 Lap	4.651	67.86	1:00.386	9
17	71	S	8 Karie HENLY	Kawasaki -	10	11:07.565	2 Laps	1 Lap	65.14	1:02.068	10

NOT CLASSIFIED

DNF	51	S	Andy SMITH	Kawasaki - A2N Racing & Opie Oils	7	7:21.893	5 Laps	3 Laps	68.88	58.580	3
DNF	3	J	Joey LAMBDEN	Kawasaki -	3	3:18.882	9 Laps	4 Laps	65.59	56.056	3

FASTEST LAP

46	J	Harry ROWLINGS	Kawasaki -	11	54.880	79.23 mph	127.52 kph
93	S	Jake POVAH	Kawasaki -	11	57.826	75.20 mph	121.02 kph

\* No. 9 - 10 second penalty - yellow flag infringement

Class J - 90% of Race Speed = 67.08 mph

Class S - 90% of Race Speed = 63.91 mph

Brands Hatch Indy  
Circuit Length = 1.2079 miles  
Start: 10:25 Flag 10:36 End: 10:37

Weather / Track : Cloudy / Dry

These results are provisional until the conclusion of any judicial and technical matters.

Clerk Of Course :	Timekeeper :
-------------------	--------------

Results can be found at [www.tsl-timing.com](http://www.tsl-timing.com)

Printed - 10:42 Sunday, 04 October 2015





# BMCRC - MRO Championships 2015 - Rnd 9 @ Brands Hatch Indy

## DFDS Seaways Yamaha Past Masters & ACU Kawasaki Junior Cup & Senior 300 Series

### RACE 1 - LAP CHART

LAP 10 @ 10:34:39.298		
NO	BEHIND	LAP TIME

6		53.923
7	0.487	54.346
26	1 Lap	59.196
23	1 Lap	58.527
126	1 Lap	58.182
14	5.749	56.735
106	1 Lap	58.869
50	6.437	54.699
9	1 Lap	58.519
93	1 Lap	58.772
33	7.293	54.922
45	10.147	55.745
68	1 Lap	1:02.193
37	1 Lap	59.557
101	14.198	56.349
136	1 Lap	59.124
29	15.044	56.282
32	1 Lap	59.532
74	16.234	56.258
113	1 Lap	59.531
81	17.523	56.283
139	1 Lap	59.841
69	1 Lap	1:00.077
20	1 Lap	1:00.386
52	32.926	57.231
36	35.480	57.971
46	36.384	55.206
18	37.069	55.466
19	39.644	56.378
100	47.558	58.719
83	49.653	59.549
71	1 Lap	1:03.585

LAP 11 @ 10:35:32.779		
NO	BEHIND	LAP TIME

6		53.481
7	0.829	53.823
26	1 Lap	58.941
50	8.957	56.001
14	9.254	56.986
23	1 Lap	58.080
33	9.775	55.963
126	1 Lap	58.237
93	1 Lap	58.190
106	1 Lap	59.152
45	11.987	55.321
9	1 Lap	58.784
101	17.237	56.520
29	17.383	55.820
68	1 Lap	1:00.749
37	1 Lap	59.519
74	18.330	55.577
136	1 Lap	58.349
81	20.768	56.726
32	1 Lap	59.613
113	1 Lap	58.930
139	1 Lap	59.835
69	1 Lap	1:00.588
52	36.515	57.070
46	37.783	54.880
20	1 Lap	1:01.034
18	39.791	56.203

36	40.003	58.004
19	42.581	56.418
100	52.422	58.345

LAP 12 @ 10:36:26.912		
NO	BEHIND	LAP TIME

6		54.133
7	1.137	54.441
83	1 Lap	59.449
71	2 Laps	1:02.068
50	9.267	54.443
14	10.056	54.935
33	11.276	55.634
26	1 Lap	58.935
23	1 Lap	58.062
126	1 Lap	57.943
45	14.091	56.237
93	1 Lap	57.826
106	1 Lap	58.056
9	1 Lap	58.119
29	19.235	55.985
101	19.249	56.145
74	19.566	55.369
136	1 Lap	58.120
37	1 Lap	59.913
68	1 Lap	1:00.472
81	24.324	57.689
32	1 Lap	59.417
113	1 Lap	59.282
139	1 Lap	1:00.112
46	40.012	56.362
69	1 Lap	1:00.260
52	40.188	57.806
18	42.602	56.944
36	44.613	58.743
20	1 Lap	1:01.068
19	45.374	56.926
100	56.790	58.501

Weather / Track : Cloudy / Dry

# BMCRC - MRO Championships 2015 - Rnd 9 @ Brands Hatch Indy

## DFDS Seaways Yamaha Past Masters & ACU Kawasaki Junior Cup & Senior 300 Series

### RACE 1 - SECTOR ANALYSIS

SECTOR 1 = FL to I1, SECTOR 2 = I1 to FL, DIFF = Difference To Personal Best Lap

P1		6		Matt BARBER		Yamaha -	
IDEAL LAP TIME : 53.481		BEST LAP TIME : 53.481		DIFFERENCE : 0.000			
LAP	SECTOR 1	SECTOR 2	LAP TIME	MPH	DIFF	TIME OF DAY	
1 -		22.084	1:00.803	71.51	7.322	10:26:27.673	
2 -	33.119	21.750	54.869	79.25	1.388	10:27:22.542	
3 -	32.389	21.655	54.044 (3)	80.46	0.563	10:28:16.586	
4 -	32.278	21.984	54.262	80.14	0.781	10:29:10.848	
5 -	32.359	21.789	54.148	80.30	0.667	10:30:04.996	
6 -	32.674	22.243	54.917	79.18	1.436	10:30:59.913	
7 -	32.806	21.635	54.441	79.87	0.960	10:31:54.354	
8 -	32.863	21.619	54.482	79.81	1.001	10:32:48.836	
9 -	34.181	22.358	56.539	76.91	3.058	10:33:45.375	
10 -	32.035	21.888	53.923 (2)	80.64	0.442	10:34:39.298	
11 -	<b>31.967</b>	<b>21.514</b>	<b>53.481 (1)</b>	<b>81.31</b>		<b>10:35:32.779</b>	
12 -	32.138	21.995	54.133	80.33	0.652	10:36:26.912	

P2		7		Rik BALLERINI		Yamaha - SCLS Ltd	
IDEAL LAP TIME : 53.823		BEST LAP TIME : 53.823		DIFFERENCE : 0.000			
LAP	SECTOR 1	SECTOR 2	LAP TIME	MPH	DIFF	TIME OF DAY	
1 -		22.266	1:00.748	71.58	6.925	10:26:27.618	
2 -	33.543	22.313	55.856	77.85	2.033	10:27:23.474	
3 -	32.247	21.977	54.224 (3)	80.19	0.401	10:28:17.698	
4 -	32.509	21.942	54.451	79.86	0.628	10:29:12.149	
5 -	32.615	21.865	54.480	79.82	0.657	10:30:06.629	
6 -	32.485	21.816	54.301	80.08	0.478	10:31:00.930	
7 -	32.594	21.871	54.465	79.84	0.642	10:31:55.395	
8 -	32.208	21.833	54.041 (2)	80.46	0.218	10:32:49.436	
9 -	33.491	22.512	56.003	77.64	2.180	10:33:45.439	
10 -	32.393	21.953	54.346	80.01	0.523	10:34:39.785	
11 -	<b>32.096</b>	<b>21.727</b>	<b>53.823 (1)</b>	<b>80.79</b>		<b>10:35:33.608</b>	
12 -	32.556	21.885	54.441	79.87	0.618	10:36:28.049	

P3		50		Graham HIGLETT		Yamaha - Face to Face Finance	
IDEAL LAP TIME : 54.283		BEST LAP TIME : 54.443		DIFFERENCE : 0.160			
LAP	SECTOR 1	SECTOR 2	LAP TIME	MPH	DIFF	TIME OF DAY	
1 -		23.422	1:02.150	69.96	7.707	10:26:29.020	
2 -	33.499	22.523	56.022	77.62	1.579	10:27:25.042	
3 -	32.785	22.287	55.072	78.96	0.629	10:28:20.114	
4 -	33.452	22.168	55.620	78.18	1.177	10:29:15.734	
5 -	32.650	22.516	55.166	78.82	0.723	10:30:10.900	
6 -	32.895	22.213	55.108	78.91	0.665	10:31:06.008	
7 -	33.153	21.913	55.066	78.97	0.623	10:32:01.074	
8 -	32.640	22.240	54.880 (3)	79.23	0.437	10:32:55.954	
9 -	33.173	<b>21.909</b>	55.082	78.94	0.639	10:33:51.036	
10 -	32.475	22.224	54.699 (2)	79.50	0.256	10:34:45.735	
11 -	33.384	22.617	56.001	77.65	1.558	10:35:41.736	
12 -	<b>32.374</b>	22.069	<b>54.443 (1)</b>	<b>79.87</b>		<b>10:36:36.179</b>	

P4		14		Doug EDMONDSON		Yamaha - Wave Racing Developments	
IDEAL LAP TIME : 54.325		BEST LAP TIME : 54.582		DIFFERENCE : 0.257			
LAP	SECTOR 1	SECTOR 2	LAP TIME	MPH	DIFF	TIME OF DAY	
1 -		22.412	1:01.531	70.67	6.949	10:26:28.401	
2 -	32.711	22.287	54.998	79.06	0.416	10:27:23.399	
3 -	32.611	21.971	<b>54.582 (1)</b>	<b>79.67</b>		<b>10:28:17.981</b>	
4 -	32.703	22.158	54.861	79.26	0.279	10:29:12.842	
5 -	32.839	22.265	55.104	78.91	0.522	10:30:07.946	
6 -	32.684	22.813	55.497	78.35	0.915	10:31:03.443	
7 -	32.840	<b>21.854</b>	54.694 (2)	79.50	0.112	10:31:58.137	
8 -	32.677	22.134	54.811 (3)	79.33	0.229	10:32:52.948	
9 -	33.422	21.942	55.364	78.54	0.782	10:33:48.312	

Weather / Track : Cloudy / Dry

Brands Hatch Indy  
Circuit Length = 1.2079 miles  
Start: 10:25 Flag 10:36 End: 10:37

# BMCRC - MRO Championships 2015 - Rnd 9 @ Brands Hatch Indy

## DFDS Seaways Yamaha Past Masters & ACU Kawasaki Junior Cup & Senior 300 Series

### RACE 1 - SECTOR ANALYSIS

SECTOR 1 = FL to I1, SECTOR 2 = I1 to FL, DIFF = Difference To Personal Best Lap

10 -	34.307	22.428	56.735	76.64	2.153	10:34:45.047
11 -	34.492	22.494	56.986	76.31	2.404	10:35:42.033
12 -	<b>32.471</b>	22.464	54.935	79.15	0.353	10:36:36.968

P5 33 C Sacha GYTE			Yamaha -			
IDEAL LAP TIME : 54.771		BEST LAP TIME : 54.922		DIFFERENCE : 0.151		
LAP	SECTOR 1	SECTOR 2	LAP TIME	MPH	DIFF	TIME OF DAY
1 -		22.457	1:02.064	70.06	7.142	10:26:28.934
2 -	33.169	22.562	55.731	78.02	0.809	10:27:24.665
3 -	32.928	22.166	55.094 (3)	78.93	0.172	10:28:19.759
4 -	33.105	22.361	55.466	78.40	0.544	10:29:15.225
5 -	32.912	22.293	55.205	78.77	0.283	10:30:10.430
6 -	33.196	22.291	55.487	78.37	0.565	10:31:05.917
7 -	32.919	22.125	55.044 (2)	79.00	0.122	10:32:00.961
8 -	32.945	22.602	55.547	78.28	0.625	10:32:56.508
9 -	33.132	<b>22.029</b>	55.161	78.83	0.239	10:33:51.669
<b>10 -</b>	<b>32.742</b>	22.180	<b>54.922 (1)</b>	<b>79.17</b>		<b>10:34:46.591</b>
11 -	33.191	22.772	55.963	77.70	1.041	10:35:42.554
12 -	33.141	22.493	55.634	78.16	0.712	10:36:38.188

P6 45 Peter MOORE			Yamaha - Curphs Cuttings			
IDEAL LAP TIME : 54.660		BEST LAP TIME : 54.998		DIFFERENCE : 0.338		
LAP	SECTOR 1	SECTOR 2	LAP TIME	MPH	DIFF	TIME OF DAY
1 -		22.628	1:02.703	69.35	7.705	10:26:29.573
2 -	33.232	22.858	56.090	77.52	1.092	10:27:25.663
3 -	33.281	22.008	55.289	78.65	0.291	10:28:20.952
<b>4 -</b>	<b>32.995</b>	<b>22.003</b>	<b>54.998 (1)</b>	<b>79.06</b>		<b>10:29:15.950</b>
5 -	<b>32.657</b>	22.420	55.077 (3)	78.95	0.079	10:30:11.027
6 -	33.118	22.206	55.324	78.60	0.326	10:31:06.351
7 -	33.410	22.056	55.466	78.40	0.468	10:32:01.817
8 -	32.924	22.089	55.013 (2)	79.04	0.015	10:32:56.830
9 -	34.529	22.341	56.870	76.46	1.872	10:33:53.700
10 -	33.480	22.265	55.745	78.00	0.747	10:34:49.445
11 -	33.128	22.193	55.321	78.60	0.323	10:35:44.766
12 -	33.740	22.497	56.237	77.32	1.239	10:36:41.003

P7 29 R Giles HARWOOD			Yamaha -			
IDEAL LAP TIME : 55.172		BEST LAP TIME : 55.213		DIFFERENCE : 0.041		
LAP	SECTOR 1	SECTOR 2	LAP TIME	MPH	DIFF	TIME OF DAY
1 -		22.643	1:03.312	68.68	8.099	10:26:30.182
2 -	33.636	<b>22.031</b>	55.667 (2)	78.11	0.454	10:27:25.849
3 -	33.439	22.659	56.098	77.51	0.885	10:28:21.947
4 -	33.879	22.719	56.598	76.83	1.385	10:29:18.545
5 -	33.418	22.415	55.833	77.88	0.620	10:30:14.378
<b>6 -</b>	<b>33.141</b>	22.072	<b>55.213 (1)</b>	<b>78.76</b>		<b>10:31:09.591</b>
7 -	33.360	22.554	55.914	77.77	0.701	10:32:05.505
8 -	33.749	22.165	55.914	77.77	0.701	10:33:01.419
9 -	34.346	22.295	56.641	76.77	1.428	10:33:58.060
10 -	33.671	22.611	56.282	77.26	1.069	10:34:54.342
11 -	33.403	22.417	55.820 (3)	77.90	0.607	10:35:50.162
12 -	33.348	22.637	55.985	77.67	0.772	10:36:46.147

P8 101 Andrew DAVIES			Yamaha - GIBSON EXHAUSTS			
IDEAL LAP TIME : 55.507		BEST LAP TIME : 55.603		DIFFERENCE : 0.096		
LAP	SECTOR 1	SECTOR 2	LAP TIME	MPH	DIFF	TIME OF DAY
1 -		22.464	1:01.771	70.39	6.168	10:26:28.641
2 -	33.577	22.577	56.154	77.44	0.551	10:27:24.795
3 -	34.232	22.441	56.673	76.73	1.070	10:28:21.468
4 -	33.423	22.544	55.967	77.69	0.364	10:29:17.435
5 -	<b>33.231</b>	22.710	55.941 (2)	77.73	0.338	10:30:13.376

Weather / Track : Cloudy / Dry

Brands Hatch Indy  
Circuit Length = 1.2079 miles  
Start: 10:25 Flag 10:36 End: 10:37

# BMCRC - MRO Championships 2015 - Rnd 9 @ Brands Hatch Indy

## DFDS Seaways Yamaha Past Masters & ACU Kawasaki Junior Cup & Senior 300 Series

### RACE 1 - SECTOR ANALYSIS

SECTOR 1 = FL to I1, SECTOR 2 = I1 to FL, DIFF = Difference To Personal Best Lap

6 -	33.627	22.326	55.953 (3)	77.71	0.350	10:31:09.329
7 -	33.302	22.888	56.190	77.39	0.587	10:32:05.519
<b>8 -</b>	<b>33.327</b>	<b>22.276</b>	<b>55.603 (1)</b>	<b>78.20</b>		<b>10:33:01.122</b>
9 -	33.674	22.351	56.025	77.61	0.422	10:33:57.147
10 -	33.933	22.416	56.349	77.17	0.746	10:34:53.496
11 -	33.494	23.026	56.520	76.93	0.917	10:35:50.016
12 -	33.693	22.452	56.145	77.45	0.542	10:36:46.161

P9 74 C Paul WHITBY			Yamaha - Prestige Decor Ltd			
IDEAL LAP TIME : 55.078		BEST LAP TIME : 55.369		DIFFERENCE : 0.291		
LAP	SECTOR 1	SECTOR 2	LAP TIME	MPH	DIFF	TIME OF DAY
1 -		22.763	1:03.198	68.80	7.829	10:26:30.068
2 -	34.234	22.207	56.441	77.04	1.072	10:27:26.509
3 -	33.316	22.333	55.649	78.14	0.280	10:28:22.158
4 -	34.091	22.745	56.836	76.51	1.467	10:29:18.994
5 -	33.332	22.832	56.164	77.42	0.795	10:30:15.158
6 -	33.952	22.534	56.486	76.98	1.117	10:31:11.644
7 -	33.138	22.362	55.500 (2)	78.35	0.131	10:32:07.144
8 -	33.637	22.292	55.929	77.75	0.560	10:33:03.073
9 -	33.937	22.264	56.201	77.37	0.832	10:33:59.274
10 -	33.442	22.816	56.258	77.29	0.889	10:34:55.532
11 -	33.439	<b>22.138</b>	55.577 (3)	78.24	0.208	10:35:51.109
12 -	<b>32.940</b>	22.429	<b>55.369 (1)</b>	<b>78.53</b>		<b>10:36:46.478</b>

P10 81 R Scott GRANT			Yamaha - SEAGER engineering/Interim FM Solutions			
IDEAL LAP TIME : 55.748		BEST LAP TIME : 56.033		DIFFERENCE : 0.285		
LAP	SECTOR 1	SECTOR 2	LAP TIME	MPH	DIFF	TIME OF DAY
1 -		22.740	1:02.642	69.41	6.609	10:26:29.512
2 -	33.497	22.772	56.269	77.28	0.236	10:27:25.781
<b>3 -</b>	<b>33.493</b>	22.540	<b>56.033 (1)</b>	<b>77.60</b>		<b>10:28:21.814</b>
4 -	34.077	22.896	56.973	76.32	0.940	10:29:18.787
5 -	33.288	23.008	56.296	77.24	0.263	10:30:15.083
6 -	33.793	22.794	56.587	76.84	0.554	10:31:11.670
7 -	<b>33.274</b>	23.065	56.339	77.18	0.306	10:32:08.009
8 -	33.792	<b>22.474</b>	56.266 (3)	77.28	0.233	10:33:04.275
9 -	33.510	22.753	56.263 (2)	77.29	0.230	10:34:00.538
10 -	33.550	22.733	56.283	77.26	0.250	10:34:56.821
11 -	33.904	22.822	56.726	76.65	0.693	10:35:53.547
12 -	34.354	23.335	57.689	75.38	1.656	10:36:51.236

P11 46 J Harry ROWLINGS			Kawasaki -			
IDEAL LAP TIME : 54.880		BEST LAP TIME : 54.880		DIFFERENCE : 0.000		
LAP	SECTOR 1	SECTOR 2	LAP TIME	MPH	DIFF	TIME OF DAY
1 -		23.027	1:25.392	50.92	30.512	10:26:52.262
2 -	34.240	22.532	56.772	76.59	1.892	10:27:49.034
3 -	33.248	22.413	55.661	78.12	0.781	10:28:44.695
4 -	33.078	22.620	55.698	78.07	0.818	10:29:40.393
5 -	33.667	22.581	56.248	77.31	1.368	10:30:36.641
6 -	33.394	22.392	55.786	77.95	0.906	10:31:32.427
7 -	34.151	22.909	57.060	76.21	2.180	10:32:29.487
8 -	32.962	22.400	55.362 (3)	78.54	0.482	10:33:24.849
9 -	33.284	22.343	55.627	78.17	0.747	10:34:20.476
10 -	32.973	22.233	55.206 (2)	78.77	0.326	10:35:15.682
<b>11 -</b>	<b>32.811</b>	<b>22.069</b>	<b>54.880 (1)</b>	<b>79.23</b>		<b>10:36:10.562</b>
12 -	33.244	23.118	56.362	77.15	1.482	10:37:06.924

P12 52 C Tim HALL			Yamaha -			
IDEAL LAP TIME : 57.004		BEST LAP TIME : 57.070		DIFFERENCE : 0.066		
LAP	SECTOR 1	SECTOR 2	LAP TIME	MPH	DIFF	TIME OF DAY
1 -		23.254	1:05.088	66.81	8.018	10:26:31.958

Weather / Track : Cloudy / Dry

Brands Hatch Indy  
Circuit Length = 1.2079 miles  
Start: 10:25 Flag 10:36 End: 10:37

# BMCRC - MRO Championships 2015 - Rnd 9 @ Brands Hatch Indy

## DFDS Seaways Yamaha Past Masters & ACU Kawasaki Junior Cup & Senior 300 Series

### RACE 1 - SECTOR ANALYSIS

SECTOR 1 = FL to I1, SECTOR 2 = I1 to FL, DIFF = Difference To Personal Best Lap

2 -	34.414	23.265	57.679	75.39	0.609	10:27:29.637
3 -	34.349	23.123	57.472 (3)	75.66	0.402	10:28:27.109
4 -	34.561	23.332	57.893	75.11	0.823	10:29:25.002
5 -	34.483	23.597	58.080	74.87	1.010	10:30:23.082
6 -	34.499	23.295	57.794	75.24	0.724	10:31:20.876
7 -	34.701	23.227	57.928	75.06	0.858	10:32:18.804
8 -	34.643	23.311	57.954	75.03	0.884	10:33:16.758
9 -	34.925	23.310	58.235	74.67	1.165	10:34:14.993
10 -	34.158	<b>23.073</b>	57.231 (2)	75.98	0.161	10:35:12.224
<b>11 -</b>	<b>33.931</b>	23.139	<b>57.070 (1)</b>	<b>76.19</b>		<b>10:36:09.294</b>
12 -	34.343	23.463	57.806	75.22	0.736	10:37:07.100

<b>P13</b>	<b>18 J</b>	<b>Alex MURLEY</b>	Kawasaki - Redfern Stevens - Fast Response Metal Engineerir			
IDEAL LAP TIME : 55.175		BEST LAP TIME : 55.294	DIFFERENCE : 0.119			

LAP	SECTOR 1	SECTOR 2	LAP TIME	MPH	DIFF	TIME OF DAY
1 -		23.067	1:25.321	50.96	30.027	10:26:52.191
2 -	34.458	22.830	57.288	75.90	1.994	10:27:49.479
3 -	33.148	22.436	55.584	78.23	0.290	10:28:45.063
4 -	<b>32.854</b>	22.545	55.399 (2)	78.49	0.105	10:29:40.462
5 -	33.129	22.938	56.067	77.56	0.773	10:30:36.529
6 -	33.148	22.674	55.822	77.90	0.528	10:31:32.351
7 -	34.341	23.480	57.821	75.20	2.527	10:32:30.172
8 -	32.886	22.549	55.435 (3)	78.44	0.141	10:33:25.607
<b>9 -</b>	32.973	<b>22.321</b>	<b>55.294 (1)</b>	<b>78.64</b>		<b>10:34:20.901</b>
10 -	32.997	22.469	55.466	78.40	0.172	10:35:16.367
11 -	33.384	22.819	56.203	77.37	0.909	10:36:12.570
12 -	33.868	23.076	56.944	76.36	1.650	10:37:09.514

<b>P14</b>	<b>36 C</b>	<b>Paul DAVIES</b>	Yamaha - kdstudios			
IDEAL LAP TIME : 57.528		BEST LAP TIME : 57.830	DIFFERENCE : 0.302			

LAP	SECTOR 1	SECTOR 2	LAP TIME	MPH	DIFF	TIME OF DAY
1 -		23.554	1:05.719	66.16	7.889	10:26:32.589
2 -	34.790	23.257	58.047	74.91	0.217	10:27:30.636
3 -	34.825	<b>23.063</b>	57.888	75.12	0.058	10:28:28.524
4 -	34.568	23.318	57.886 (3)	75.12	0.056	10:29:26.410
<b>5 -</b>	<b>34.465</b>	23.365	<b>57.830 (1)</b>	<b>75.19</b>		<b>10:30:24.240</b>
6 -	34.572	23.270	57.842 (2)	75.18	0.012	10:31:22.082
7 -	34.673	23.662	58.335	74.54	0.505	10:32:20.417
8 -	35.038	23.228	58.266	74.63	0.436	10:33:18.683
9 -	34.917	23.207	58.124	74.81	0.294	10:34:16.807
10 -	34.664	23.307	57.971	75.01	0.141	10:35:14.778
11 -	34.717	23.287	58.004	74.97	0.174	10:36:12.782
12 -	35.104	23.639	58.743	74.02	0.913	10:37:11.525

<b>P15</b>	<b>19 J</b>	<b>James ALDERSON</b>	Kawasaki - NGK, YRF, EC1 Drinks, Burnell Fencing, Bikewise,			
IDEAL LAP TIME : 55.509		BEST LAP TIME : 55.653	DIFFERENCE : 0.144			

LAP	SECTOR 1	SECTOR 2	LAP TIME	MPH	DIFF	TIME OF DAY
1 -		22.804	1:25.552	50.82	29.899	10:26:52.422
2 -	34.338	22.829	57.167	76.06	1.514	10:27:49.589
3 -	33.195	22.465	55.660 (2)	78.12	0.007	10:28:45.249
<b>4 -</b>	<b>33.093</b>	22.560	<b>55.653 (1)</b>	<b>78.13</b>		<b>10:29:40.902</b>
5 -	33.436	22.504	55.940	77.73	0.287	10:30:36.842
6 -	33.395	<b>22.416</b>	55.811 (3)	77.91	0.158	10:31:32.653
7 -	34.268	23.178	57.446	75.69	1.793	10:32:30.099
8 -	33.390	22.531	55.921	77.76	0.268	10:33:26.020
9 -	33.794	22.750	56.544	76.90	0.891	10:34:22.564
10 -	33.474	22.904	56.378	77.13	0.725	10:35:18.942
11 -	33.457	22.961	56.418	77.07	0.765	10:36:15.360
12 -	33.702	23.224	56.926	76.39	1.273	10:37:12.286

Weather / Track : Cloudy / Dry

Brands Hatch Indy  
Circuit Length = 1.2079 miles  
Start: 10:25 Flag 10:36 End: 10:37

# BMCRC - MRO Championships 2015 - Rnd 9 @ Brands Hatch Indy

## DFDS Seaways Yamaha Past Masters & ACU Kawasaki Junior Cup & Senior 300 Series

### RACE 1 - SECTOR ANALYSIS

SECTOR 1 = FL to I1, SECTOR 2 = I1 to FL, DIFF = Difference To Personal Best Lap

P16 100 C		Steve REDHEAD		Yamaha -		
IDEAL LAP TIME : 58.345		BEST LAP TIME : 58.345		DIFFERENCE : 0.000		
LAP	SECTOR 1	SECTOR 2	LAP TIME	MPH	DIFF	TIME OF DAY
1 -		23.713	1:06.816	65.08	8.471	10:26:33.686
2 -	36.194	23.203	59.397	73.21	1.052	10:27:33.083
3 -	35.866	23.414	59.280	73.35	0.935	10:28:32.363
4 -	36.000	23.642	59.642	72.91	1.297	10:29:32.005
5 -	36.043	23.639	59.682	72.86	1.337	10:30:31.687
6 -	35.682	23.383	59.065	73.62	0.720	10:31:30.752
7 -	35.501	23.312	58.813	73.93	0.468	10:32:29.565
8 -	35.486	23.004	58.490 (2)	74.34	0.145	10:33:28.055
9 -	36.385	23.697	1:00.082	72.37	1.737	10:34:28.137
10 -	35.495	23.224	58.719	74.05	0.374	10:35:26.856
11 -	<b>35.348</b>	<b>22.997</b>	<b>58.345 (1)</b>	<b>74.53</b>		<b>10:36:25.201</b>
12 -	35.402	23.099	58.501 (3)	74.33	0.156	10:37:23.702

P17 83 C		Malcolm HUTCHEON		Yamaha -		
IDEAL LAP TIME : 58.915		BEST LAP TIME : 58.926		DIFFERENCE : 0.011		
LAP	SECTOR 1	SECTOR 2	LAP TIME	MPH	DIFF	TIME OF DAY
1 -		23.842	1:07.496	64.42	8.570	10:26:34.366
2 -	36.028	23.546	59.574	72.99	0.648	10:27:33.940
3 -	35.754	23.763	59.517	73.06	0.591	10:28:33.457
4 -	<b>35.520</b>	23.849	59.369 (3)	73.24	0.443	10:29:32.826
5 -	35.789	23.713	59.502	73.08	0.576	10:30:32.328
6 -	35.849	23.423	59.272 (2)	73.36	0.346	10:31:31.600
7 -	35.874	23.590	59.464	73.13	0.538	10:32:31.064
8 -	35.531	<b>23.395</b>	<b>58.926 (1)</b>	<b>73.79</b>		<b>10:33:29.990</b>
9 -	35.831	23.581	59.412	73.19	0.486	10:34:29.402
10 -	35.965	23.584	59.549	73.02	0.623	10:35:28.951
11 -	35.614	23.835	59.449	73.14	0.523	10:36:28.400

P18 26 J		Luke HOPKINS		Kawasaki - MUM		
IDEAL LAP TIME : 57.434		BEST LAP TIME : 57.630		DIFFERENCE : 0.196		
LAP	SECTOR 1	SECTOR 2	LAP TIME	MPH	DIFF	TIME OF DAY
1 -		23.506	1:27.627	49.62	29.997	10:26:54.497
2 -	34.758	23.581	58.339	74.54	0.709	10:27:52.836
3 -	34.746	<b>22.884</b>	<b>57.630 (1)</b>	<b>75.45</b>		<b>10:28:50.466</b>
4 -	34.703	23.359	58.062	74.89	0.432	10:29:48.528
5 -	35.020	23.693	58.713	74.06	1.083	10:30:47.241
6 -	<b>34.550</b>	23.348	57.898 (2)	75.10	0.268	10:31:45.139
7 -	34.820	23.215	58.035 (3)	74.93	0.405	10:32:43.174
8 -	34.893	23.271	58.164	74.76	0.534	10:33:41.338
9 -	35.683	23.513	59.196	73.46	1.566	10:34:40.534
10 -	35.393	23.548	58.941	73.77	1.311	10:35:39.475
11 -	34.805	24.130	58.935	73.78	1.305	10:36:38.410

P19 23 S		Carl MITCHELL		Kawasaki - HB REAVIS Real Estate		
IDEAL LAP TIME : 57.953		BEST LAP TIME : 58.062		DIFFERENCE : 0.109		
LAP	SECTOR 1	SECTOR 2	LAP TIME	MPH	DIFF	TIME OF DAY
1 -		23.695	1:29.136	48.78	31.074	10:26:56.006
2 -	35.344	23.597	58.941	73.77	0.879	10:27:54.947
3 -	35.167	23.532	58.699	74.08	0.637	10:28:53.646
4 -	35.001	23.683	58.684	74.10	0.622	10:29:52.330
5 -	34.898	23.790	58.688	74.09	0.626	10:30:51.018
6 -	34.555	23.719	58.274	74.62	0.212	10:31:49.292
7 -	34.603	23.582	58.185 (3)	74.73	0.123	10:32:47.477
8 -	34.628	23.580	58.208	74.70	0.146	10:33:45.685
9 -	34.868	23.659	58.527	74.30	0.465	10:34:44.212
10 -	34.622	<b>23.458</b>	58.080 (2)	74.87	0.018	10:35:42.292
11 -	<b>34.495</b>	23.567	<b>58.062 (1)</b>	<b>74.89</b>		<b>10:36:40.354</b>

Weather / Track : Cloudy / Dry

Brands Hatch Indy  
Circuit Length = 1.2079 miles  
Start: 10:25 Flag 10:36 End: 10:37



# BMCRC - MRO Championships 2015 - Rnd 9 @ Brands Hatch Indy

## DFDS Seaways Yamaha Past Masters & ACU Kawasaki Junior Cup & Senior 300 Series

### RACE 1 - SECTOR ANALYSIS

SECTOR 1 = FL to I1, SECTOR 2 = I1 to FL, DIFF = Difference To Personal Best Lap

P20 126 S Gareth HOPKINS			Kawasaki -			
IDEAL LAP TIME : 57.369		BEST LAP TIME : 57.921		DIFFERENCE : 0.552		
LAP	SECTOR 1	SECTOR 2	LAP TIME	MPH	DIFF	TIME OF DAY
1 -		23.919	1:29.765	48.44	31.844	10:26:56.635
2 -	34.883	23.847	58.730	74.04	0.809	10:27:55.365
3 -	<b>34.280</b>	23.711	57.991 (3)	74.98	0.070	10:28:53.356
4 -	34.834	23.762	58.596	74.21	0.675	10:29:51.952
5 -	34.902	24.071	58.973	73.73	1.052	10:30:50.925
6 -	35.407	23.720	59.127	73.54	1.206	10:31:50.052
7 -	34.832	<b>23.089</b>	<b>57.921 (1)</b>	<b>75.07</b>		<b>10:32:47.973</b>
8 -	34.488	23.745	58.233	74.67	0.312	10:33:46.206
9 -	34.522	23.660	58.182	74.74	0.261	10:34:44.388
10 -	34.531	23.706	58.237	74.67	0.316	10:35:42.625
11 -	34.444	23.499	57.943 (2)	75.04	0.022	10:36:40.568

P21 93 S Jake POVAH			Kawasaki -			
IDEAL LAP TIME : 57.551		BEST LAP TIME : 57.826		DIFFERENCE : 0.275		
LAP	SECTOR 1	SECTOR 2	LAP TIME	MPH	DIFF	TIME OF DAY
1 -		24.255	1:31.152	47.70	33.326	10:26:58.022
2 -	35.244	23.657	58.901	73.82	1.075	10:27:56.923
3 -	35.285	23.298	58.583	74.22	0.757	10:28:55.506
4 -	35.080	23.638	58.718	74.05	0.892	10:29:54.224
5 -	34.983	23.497	58.480	74.36	0.654	10:30:52.704
6 -	34.813	23.349	58.162 (3)	74.76	0.336	10:31:50.866
7 -	34.808	<b>23.026</b>	57.834 (2)	75.19	0.008	10:32:48.700
8 -	34.910	23.883	58.793	73.96	0.967	10:33:47.493
9 -	35.333	23.439	58.772	73.99	0.946	10:34:46.265
10 -	34.711	23.479	58.190	74.73	0.364	10:35:44.455
11 -	<b>34.525</b>	23.301	<b>57.826 (1)</b>	<b>75.20</b>		<b>10:36:42.281</b>

P22 106 J Patrick BYRNE			Kawasaki - PKB RACING			
IDEAL LAP TIME : 57.710		BEST LAP TIME : 57.710		DIFFERENCE : 0.000		
LAP	SECTOR 1	SECTOR 2	LAP TIME	MPH	DIFF	TIME OF DAY
1 -		23.686	1:30.414	48.09	32.704	10:26:57.284
2 -	35.278	23.543	58.821	73.92	1.111	10:27:56.105
3 -	<b>34.693</b>	<b>23.017</b>	<b>57.710 (1)</b>	<b>75.35</b>		<b>10:28:53.815</b>
4 -	34.717	23.443	58.160	74.76	0.450	10:29:51.975
5 -	35.043	23.759	58.802	73.95	1.092	10:30:50.777
6 -	35.155	23.550	58.705	74.07	0.995	10:31:49.482
7 -	34.992	23.061	58.053 (2)	74.90	0.343	10:32:47.535
8 -	35.223	23.826	59.049	73.64	1.339	10:33:46.584
9 -	35.632	23.237	58.869	73.86	1.159	10:34:45.453
10 -	35.683	23.469	59.152	73.51	1.442	10:35:44.605
11 -	34.900	23.156	58.056 (3)	74.90	0.346	10:36:42.661

P23 136 J Harry FOWLE			Kawasaki -			
IDEAL LAP TIME : 57.868		BEST LAP TIME : 58.013		DIFFERENCE : 0.145		
LAP	SECTOR 1	SECTOR 2	LAP TIME	MPH	DIFF	TIME OF DAY
1 -		24.931	1:33.570	46.47	35.557	10:27:00.440
2 -	35.942	24.431	1:00.373	72.02	2.360	10:28:00.813
3 -	35.580	24.292	59.872	72.63	1.859	10:29:00.685
4 -	35.461	24.238	59.699	72.84	1.686	10:30:00.384
5 -	35.598	23.672	59.270	73.36	1.257	10:30:59.654
6 -	34.744	23.671	58.415	74.44	0.402	10:31:58.069
7 -	<b>34.547</b>	23.466	<b>58.013 (1)</b>	<b>74.95</b>		<b>10:32:56.082</b>
8 -	35.350	23.507	58.857	73.88	0.844	10:33:54.939
9 -	35.222	23.902	59.124	73.55	1.111	10:34:54.063
10 -	35.028	<b>23.321</b>	58.349 (3)	74.52	0.336	10:35:52.412
11 -	34.767	23.353	58.120 (2)	74.82	0.107	10:36:50.532

Weather / Track : Cloudy / Dry

Brands Hatch Indy  
Circuit Length = 1.2079 miles  
Start: 10:25 Flag 10:36 End: 10:37

# BMCRC - MRO Championships 2015 - Rnd 9 @ Brands Hatch Indy

## DFDS Seaways Yamaha Past Masters & ACU Kawasaki Junior Cup & Senior 300 Series

### RACE 1 - SECTOR ANALYSIS

SECTOR 1 = FL to I1, SECTOR 2 = I1 to FL, DIFF = Difference To Personal Best Lap

<b>P24 37 S</b>		<b>Craig CLEMONS</b>		Kawasaki - Naomi		
IDEAL LAP TIME : 58.488		BEST LAP TIME : 58.794		DIFFERENCE : 0.306		
LAP	SECTOR 1	SECTOR 2	LAP TIME	MPH	DIFF	TIME OF DAY
1 -		24.016	1:30.639	47.97	31.845	10:26:57.509
2 -	35.410	<b>23.384</b>	<b>58.794 (1)</b>	<b>73.96</b>		<b>10:27:56.303</b>
3 -	35.529	23.520	59.049	73.64	0.255	10:28:55.352
4 -	35.361	23.833	59.194	73.46	0.400	10:29:54.546
5 -	35.339	23.566	58.905 (3)	73.82	0.111	10:30:53.451
6 -	<b>35.104</b>	23.696	58.800 (2)	73.95	0.006	10:31:52.251
7 -	35.272	23.685	58.957	73.75	0.163	10:32:51.208
8 -	36.169	24.351	1:00.520	71.85	1.726	10:33:51.728
9 -	35.753	23.804	59.557	73.01	0.763	10:34:51.285
10 -	35.492	24.027	59.519	73.06	0.725	10:35:50.804
11 -	35.712	24.201	59.913	72.58	1.119	10:36:50.717

<b>P25 68 C</b>		<b>Kev MARSHALL</b>		Yamaha -		
IDEAL LAP TIME : 1:00.386		BEST LAP TIME : 1:00.472		DIFFERENCE : 0.086		
LAP	SECTOR 1	SECTOR 2	LAP TIME	MPH	DIFF	TIME OF DAY
1 -		24.869	1:09.516	62.55	9.044	10:26:36.386
2 -	36.682	24.926	1:01.608	70.58	1.136	10:27:37.994
3 -	36.350	24.706	1:01.056 (3)	71.22	0.584	10:28:39.050
4 -	36.889	24.715	1:01.604	70.58	1.132	10:29:40.654
5 -	36.770	25.196	1:01.966	70.17	1.494	10:30:42.620
6 -	36.542	24.824	1:01.366	70.86	0.894	10:31:43.986
7 -	37.102	24.878	1:01.980	70.16	1.508	10:32:45.966
8 -	36.025	25.527	1:01.552	70.64	1.080	10:33:47.518
9 -	37.384	24.809	1:02.193	69.92	1.721	10:34:49.711
10 -	36.063	<b>24.686</b>	1:00.749 (2)	71.58	0.277	10:35:50.460
11 -	<b>35.700</b>	24.772	<b>1:00.472 (1)</b>	<b>71.91</b>		<b>10:36:50.932</b>

<b>P26 9 S</b>		<b>Graham HAW</b>		Kawasaki - Graham Haw Joinery		
IDEAL LAP TIME : 57.916		BEST LAP TIME : 58.119		DIFFERENCE : 0.203		
LAP	SECTOR 1	SECTOR 2	LAP TIME	MPH	DIFF	TIME OF DAY
1 -		23.706	1:29.226	48.73	31.107	10:26:56.096
2 -	35.150	23.422	58.572	74.24	0.453	10:27:54.668
3 -	<b>34.799</b>	23.421	58.220 (2)	74.69	0.101	10:28:52.888
4 -	35.094	23.534	58.628	74.17	0.509	10:29:51.516
5 -	35.221	23.757	58.978	73.73	0.859	10:30:50.494
6 -	34.971	23.918	58.889	73.84	0.770	10:31:49.383
7 -	35.729	<b>23.117</b>	58.846	73.89	0.727	10:32:48.229
8 -	35.729	23.520	59.249	73.39	1.130	10:33:47.478
9 -	35.110	23.409	58.519 (3)	74.31	0.400	10:34:45.997
10 -	35.332	23.452	58.784	73.97	0.665	10:35:44.781
11 -	34.855	23.264	<b>58.119 (1)</b>	<b>74.82</b>		<b>10:36:42.900</b>

<b>P27 32 S</b>		<b>Paul ROBSON</b>		Kawasaki - London First Aid		
IDEAL LAP TIME : 58.789		BEST LAP TIME : 59.088		DIFFERENCE : 0.299		
LAP	SECTOR 1	SECTOR 2	LAP TIME	MPH	DIFF	TIME OF DAY
1 -		23.902	1:29.960	48.33	30.872	10:26:56.830
2 -	35.505	23.729	59.234	73.41	0.146	10:27:56.064
3 -	36.354	<b>23.394</b>	59.748	72.78	0.660	10:28:55.812
4 -	<b>35.395</b>	23.836	59.231 (3)	73.41	0.143	10:29:55.043
5 -	35.499	23.657	59.156 (2)	73.51	0.068	10:30:54.199
6 -	35.631	23.457	<b>59.088 (1)</b>	<b>73.59</b>		<b>10:31:53.287</b>
7 -	37.925	23.854	1:01.779	70.38	2.691	10:32:55.066
8 -	36.568	24.002	1:00.570	71.79	1.482	10:33:55.636
9 -	35.870	23.662	59.532	73.04	0.444	10:34:55.168
10 -	35.772	23.841	59.613	72.94	0.525	10:35:54.781
11 -	35.656	23.761	59.417	73.18	0.329	10:36:54.198

Weather / Track : Cloudy / Dry

Brands Hatch Indy  
Circuit Length = 1.2079 miles  
Start: 10:25 Flag 10:36 End: 10:37

# BMCRC - MRO Championships 2015 - Rnd 9 @ Brands Hatch Indy

## DFDS Seaways Yamaha Past Masters & ACU Kawasaki Junior Cup & Senior 300 Series

### RACE 1 - SECTOR ANALYSIS

SECTOR 1 = FL to I1, SECTOR 2 = I1 to FL, DIFF = Difference To Personal Best Lap

P28 113 J		Dean BRADLEY		Kawasaki -		
IDEAL LAP TIME : 58.930		BEST LAP TIME : 58.930		DIFFERENCE : 0.000		
LAP	SECTOR 1	SECTOR 2	LAP TIME	MPH	DIFF	TIME OF DAY
1 -		24.475	1:32.550	46.98	33.620	10:26:59.420
2 -	35.353	24.120	59.473	73.11	0.543	10:27:58.893
3 -	35.221	24.273	59.494	73.09	0.564	10:28:58.387
4 -	35.347	24.353	59.700	72.84	0.770	10:29:58.087
5 -	35.285	24.316	59.601	72.96	0.671	10:30:57.688
6 -	36.257	24.064	1:00.321	72.09	1.391	10:31:58.009
7 -	35.386	24.064	59.450	73.14	0.520	10:32:57.459
8 -	35.598	23.768	59.366 (3)	73.25	0.436	10:33:56.825
9 -	35.662	23.869	59.531	73.04	0.601	10:34:56.356
10 -	<b>35.198</b>	<b>23.732</b>	<b>58.930 (1)</b>	<b>73.79</b>		<b>10:35:55.286</b>
11 -	35.350	23.932	59.282 (2)	73.35	0.352	10:36:54.568

P29 139 S		Patrick SMITH		Kawasaki -		
IDEAL LAP TIME : 59.678		BEST LAP TIME : 59.738		DIFFERENCE : 0.060		
LAP	SECTOR 1	SECTOR 2	LAP TIME	MPH	DIFF	TIME OF DAY
1 -		24.737	1:32.865	46.82	33.127	10:26:59.735
2 -	36.672	24.562	1:01.234	71.01	1.496	10:28:00.969
3 -	36.221	24.262	1:00.483	71.89	0.745	10:29:01.452
4 -	35.707	24.054	59.761 (2)	72.76	0.023	10:30:01.213
5 -	<b>35.672</b>	24.066	<b>59.738 (1)</b>	<b>72.79</b>		<b>10:31:00.951</b>
6 -	35.815	24.044	59.859	72.64	0.121	10:32:00.810
7 -	35.785	24.253	1:00.038	72.43	0.300	10:33:00.848
8 -	36.669	<b>24.006</b>	1:00.675	71.67	0.937	10:34:01.523
9 -	35.726	24.115	59.841	72.66	0.103	10:35:01.364
10 -	35.776	24.059	59.835 (3)	72.67	0.097	10:36:01.199
11 -	35.827	24.285	1:00.112	72.34	0.374	10:37:01.311

P30 69 J		Connor HALL		Kawasaki - S & Y CERAMICS		
IDEAL LAP TIME : 1:00.077		BEST LAP TIME : 1:00.077		DIFFERENCE : 0.000		
LAP	SECTOR 1	SECTOR 2	LAP TIME	MPH	DIFF	TIME OF DAY
1 -		25.214	1:34.185	46.17	34.108	10:27:01.055
2 -	36.418	24.466	1:00.884	71.42	0.807	10:28:01.939
3 -	36.064	24.117	1:00.181 (2)	72.25	0.104	10:29:02.120
4 -	36.447	24.582	1:01.029	71.25	0.952	10:30:03.149
5 -	36.428	24.361	1:00.789	71.53	0.712	10:31:03.938
6 -	36.350	24.245	1:00.595	71.76	0.518	10:32:04.533
7 -	36.687	24.293	1:00.980	71.31	0.903	10:33:05.513
8 -	36.281	24.327	1:00.608	71.74	0.531	10:34:06.121
9 -	<b>36.044</b>	<b>24.033</b>	<b>1:00.077 (1)</b>	<b>72.38</b>		<b>10:35:06.198</b>
10 -	36.277	24.311	1:00.588	71.77	0.511	10:36:06.786
11 -	36.106	24.154	1:00.260 (3)	72.16	0.183	10:37:07.046

P31 20 J		Kai DICKINSON		Kawasaki - Dad		
IDEAL LAP TIME : 1:00.386		BEST LAP TIME : 1:00.386		DIFFERENCE : 0.000		
LAP	SECTOR 1	SECTOR 2	LAP TIME	MPH	DIFF	TIME OF DAY
1 -		24.939	1:33.418	46.54	33.032	10:27:00.288
2 -	36.516	25.075	1:01.591	70.60	1.205	10:28:01.879
3 -	36.518	24.947	1:01.465	70.74	1.079	10:29:03.344
4 -	36.303	24.797	1:01.100	71.17	0.714	10:30:04.444
5 -	36.225	24.618	1:00.843 (2)	71.47	0.457	10:31:05.287
6 -	36.758	24.505	1:01.263	70.98	0.877	10:32:06.550
7 -	36.759	24.657	1:01.416	70.80	1.030	10:33:07.966
8 -	36.648	24.595	1:01.243	71.00	0.857	10:34:09.209
9 -	<b>35.917</b>	<b>24.469</b>	<b>1:00.386 (1)</b>	<b>72.01</b>		<b>10:35:09.595</b>
10 -	36.500	24.534	1:01.034 (3)	71.24	0.648	10:36:10.629
11 -	36.581	24.487	1:01.068	71.20	0.682	10:37:11.697

Weather / Track : Cloudy / Dry

Brands Hatch Indy  
Circuit Length = 1.2079 miles  
Start: 10:25 Flag 10:36 End: 10:37

# BMCRC - MRO Championships 2015 - Rnd 9 @ Brands Hatch Indy

## DFDS Seaways Yamaha Past Masters & ACU Kawasaki Junior Cup & Senior 300 Series

### RACE 1 - SECTOR ANALYSIS

SECTOR 1 = FL to I1, SECTOR 2 = I1 to FL, DIFF = Difference To Personal Best Lap

P32 71 S		Karie HENLY		Kawasaki -		
IDEAL LAP TIME : 1:02.068		BEST LAP TIME : 1:02.068		DIFFERENCE : 0.000		
LAP	SECTOR 1	SECTOR 2	LAP TIME	MPH	DIFF	TIME OF DAY
1 -		25.425	1:36.082	45.25	34.014	10:27:02.952
2 -	38.548	25.503	1:04.051	67.89	1.983	10:28:07.003
3 -	38.605	25.255	1:03.860	68.09	1.792	10:29:10.863
4 -	37.810	25.603	1:03.413 (3)	68.57	1.345	10:30:14.276
5 -	38.284	25.020	1:03.304 (2)	68.69	1.236	10:31:17.580
6 -	38.131	25.299	1:03.430	68.55	1.362	10:32:21.010
7 -	38.500	25.123	1:03.623	68.34	1.555	10:33:24.633
8 -	39.098	25.051	1:04.149	67.78	2.081	10:34:28.782
9 -	38.820	24.765	1:03.585	68.39	1.517	10:35:32.367
10 -	<b>37.347</b>	<b>24.721</b>	<b>1:02.068 (1)</b>	<b>70.06</b>		<b>10:36:34.435</b>

P33 181 C		Marc PRENTICE		Yamaha -		
IDEAL LAP TIME : 56.084		BEST LAP TIME : 56.227		DIFFERENCE : 0.143		
LAP	SECTOR 1	SECTOR 2	LAP TIME	MPH	DIFF	TIME OF DAY
1 -		22.777	1:03.771	68.19	7.544	10:26:30.641
2 -	33.833	22.543	56.376 (2)	77.13	0.149	10:27:27.017
3 -	34.254	22.681	56.935	76.37	0.708	10:28:23.952
4 -	33.808	22.861	56.669	76.73	0.442	10:29:20.621
5 -	<b>33.639</b>	22.745	56.384 (3)	77.12	0.157	10:30:17.005
6 -	33.905	22.614	56.519	76.94	0.292	10:31:13.524
7 -	33.782	<b>22.445</b>	<b>56.227 (1)</b>	<b>77.34</b>		<b>10:32:09.751</b>
8 -	33.664	22.952	56.616	76.80	0.389	10:33:06.367

P34 51 S		Andy SMITH		Kawasaki - A2N Racing & Opie Oils		
IDEAL LAP TIME : 57.821		BEST LAP TIME : 58.580		DIFFERENCE : 0.759		
LAP	SECTOR 1	SECTOR 2	LAP TIME	MPH	DIFF	TIME OF DAY
1 -		23.700	1:28.765	48.98	30.185	10:26:55.635
2 -	35.266	23.392	58.658 (3)	74.13	0.078	10:27:54.293
3 -	35.041	23.539	<b>58.580 (1)</b>	<b>74.23</b>		<b>10:28:52.873</b>
4 -	<b>34.909</b>	23.719	58.628 (2)	74.17	0.048	10:29:51.501
5 -	36.121	23.648	59.769	72.75	1.189	10:30:51.270
6 -	35.333	23.365	58.698	74.08	0.118	10:31:49.968
7 -	35.883	<b>22.912</b>	58.795	73.96	0.215	10:32:48.763

P35 3 J		Joey LAMBDEN		Kawasaki -		
IDEAL LAP TIME : 55.744		BEST LAP TIME : 56.056		DIFFERENCE : 0.312		
LAP	SECTOR 1	SECTOR 2	LAP TIME	MPH	DIFF	TIME OF DAY
1 -		22.684	1:26.405 (3)	50.32	30.349	10:26:53.275
2 -	33.714	22.707	56.421 (2)	77.07	0.365	10:27:49.696
3 -	33.635	<b>22.421</b>	<b>56.056 (1)</b>	<b>77.57</b>		<b>10:28:45.752</b>

# BMCRC - MRO Championships 2015 - Rnd 9 @ Brands Hatch Indy

## DFDS Seaways Yamaha Past Masters & ACU Kawasaki Junior Cup & Senior 300 Series

### RACE 1 - BEST SECTORS

SECTOR 1				SECTOR 2				IDEAL / BEST COMPARISON				
POS	NO	NAME	TIME	NO	NAME	TIME	POS	NO	NAME	IDEAL	BEST	DIFF
									<b>PERFECT LAP</b>	<b>53.481</b>		
1	6	BARBER	<b>31.967</b>	6	BARBER	<b>21.514</b>	1	6	BARBER	53.481	53.481	0.000
2	7	BALLERINI	<b>32.096</b>	7	BALLERINI	<b>21.727</b>	2	7	BALLERINI	53.823	53.823	0.000
3	50	HIGLETT	<b>32.374</b>	14	EDMONDSON	<b>21.854</b>	3	50	HIGLETT	54.283	54.443	0.160
4	14	EDMONDSON	<b>32.471</b>	50	HIGLETT	<b>21.909</b>	4	14	EDMONDSON	54.325	54.582	0.257
5	45	MOORE	<b>32.657</b>	45	MOORE	<b>22.003</b>	5	45	MOORE	54.660	54.998	0.338
6	33	GYTE	<b>32.742</b>	33	GYTE	<b>22.029</b>	6	33	GYTE	54.771	54.922	0.151
7	46	ROWLINGS	<b>32.811</b>	29	HARWOOD	<b>22.031</b>	7	46	ROWLINGS	54.880	54.880	0.000
8	18	MURLEY	<b>32.854</b>	46	ROWLINGS	<b>22.069</b>	8	74	WHITBY	55.078	55.369	0.291
9	74	WHITBY	<b>32.940</b>	74	WHITBY	<b>22.138</b>	9	29	HARWOOD	55.172	55.213	0.041
10	19	ALDERSON	<b>33.093</b>	101	DAVIES	<b>22.276</b>	10	18	MURLEY	55.175	55.294	0.119
11	29	HARWOOD	<b>33.141</b>	18	MURLEY	<b>22.321</b>	11	101	DAVIES	55.507	55.603	0.096
12	101	DAVIES	<b>33.231</b>	19	ALDERSON	<b>22.416</b>	12	19	ALDERSON	55.509	55.653	0.144
13	81	GRANT	<b>33.274</b>	3	LAMB DEN	<b>22.421</b>	13	3	LAMB DEN	55.744	56.056	0.312
14	3	LAMB DEN	<b>33.323</b>	181	PRENTICE	<b>22.445</b>	14	81	GRANT	55.748	56.033	0.285
15	181	PRENTICE	<b>33.639</b>	81	GRANT	<b>22.474</b>	15	181	PRENTICE	56.084	56.227	0.143
16	52	HALL	<b>33.931</b>	26	HOPKINS	<b>22.884</b>	16	52	HALL	57.004	57.070	0.066
17	126	HOPKINS	<b>34.280</b>	51	SMITH	<b>22.912</b>	17	126	HOPKINS	57.369	57.921	0.552
18	36	DAVIES	<b>34.465</b>	100	REDHEAD	<b>22.997</b>	18	26	HOPKINS	57.434	57.630	0.196
19	23	MITCHELL	<b>34.495</b>	106	BYRNE	<b>23.017</b>	19	36	DAVIES	57.528	57.830	0.302
20	93	POVAH	<b>34.525</b>	93	POVAH	<b>23.026</b>	20	93	POVAH	57.551	57.826	0.275
21	136	FOWLE	<b>34.547</b>	36	DAVIES	<b>23.063</b>	21	106	BYRNE	57.710	57.710	0.000
22	26	HOPKINS	<b>34.550</b>	52	HALL	<b>23.073</b>	22	51	SMITH	57.821	58.580	0.759
23	106	BYRNE	<b>34.693</b>	126	HOPKINS	<b>23.089</b>	23	136	FOWLE	57.868	58.013	0.145
24	9	HAW	<b>34.799</b>	9	HAW	<b>23.117</b>	24	9	HAW	57.916	58.119	0.203
25	51	SMITH	<b>34.909</b>	136	FOWLE	<b>23.321</b>	25	23	MITCHELL	57.953	58.062	0.109
26	37	CLEMONS	<b>35.104</b>	37	CLEMONS	<b>23.384</b>	26	100	REDHEAD	58.345	58.345	0.000
27	113	BRADLEY	<b>35.198</b>	32	ROBSON	<b>23.394</b>	27	37	CLEMONS	58.488	58.794	0.306
28	100	REDHEAD	<b>35.348</b>	83	HUTCHEON	<b>23.395</b>	28	32	ROBSON	58.789	59.088	0.299
29	32	ROBSON	<b>35.395</b>	23	MITCHELL	<b>23.458</b>	29	83	HUTCHEON	58.915	58.926	0.011
30	83	HUTCHEON	<b>35.520</b>	113	BRADLEY	<b>23.732</b>	30	113	BRADLEY	58.930	58.930	0.000
31	139	SMITH	<b>35.672</b>	139	SMITH	<b>24.006</b>	31	139	SMITH	59.678	59.738	0.060
32	68	MARSHALL	<b>35.700</b>	69	HALL	<b>24.033</b>	32	69	HALL	1:00.077	1:00.077	0.000
33	20	DICKINSON	<b>35.917</b>	20	DICKINSON	<b>24.469</b>	33	68	MARSHALL	1:00.386	1:00.472	0.086
34	69	HALL	<b>36.044</b>	68	MARSHALL	<b>24.686</b>	34	20	DICKINSON	1:00.386	1:00.386	0.000
35	71	HENLY	<b>37.347</b>	71	HENLY	<b>24.721</b>	35	71	HENLY	1:02.068	1:02.068	0.000

Weather / Track : Cloudy / Dry

Results can be found at [www.tsl-timing.com](http://www.tsl-timing.com)

Brands Hatch Indy  
 Circuit Length = 1.2079 miles  
 Start: 10:25 Flag 10:36 End: 10:37

Printed - 10:44 Sunday, 04 October 2015

**BMCRC - MRO Championships 2015 - Rnd 9 @ Brands Hatch Indy**
**DFDS Seaways Yamaha Past Masters**
**RACE 10 - CLASSIFICATION**

POS	NO	CL	PIC NAME	ENTRY	LAPS	TIME	GAP	DIFF	MPH	BEST	ON
1	7		1 Rik BALLERINI	Yamaha - SCLS Ltd	12	10:57.025			79.42	53.793	3
2	6		2 Matt BARBER	Yamaha -	12	10:57.575	0.550	0.550	79.35	53.765	11
3	50		3 Graham HIGLETT	Yamaha - Face to Face Finance	12	10:57.897	0.872	0.322	79.31	53.751	12
4	14		4 Doug EDMONDSON	Yamaha - Wave Racing Developments	12	11:01.357	4.332	3.460	78.90	54.124	6
5	45		5 Peter MOORE	Yamaha - Curphs Cuttings	12	11:13.543	16.518	12.186	77.47	54.616	8
6	101		6 Andrew DAVIES	Yamaha - GIBSON EXHAUSTS	12	11:14.633	17.608	1.090	77.35	55.306	8
7	74	C	1 Paul WHITBY	Yamaha - Prestige Decor Ltd	12	11:19.625	22.600	4.992	76.78	55.507	8
8	29	R	1 Giles HARWOOD	Yamaha -	12	11:20.152	23.127	0.527	76.72	55.796	11
9	33	C	2 Sacha GYTE	Yamaha -	12	11:21.073	24.048	0.921	76.61	55.301	10
10	81	R	2 Scott GRANT	Yamaha - SEAGER engineering/Interim FM Solutior	12	11:23.201	26.176	2.128	76.38	55.442	8
11	52	C	3 Tim HALL	Yamaha -	12	11:42.268	45.243	19.067	74.30	57.335	12
12	36	C	4 Paul DAVIES	Yamaha - kdstudios	12	11:47.956	50.931	5.688	73.70	57.768	5
13	83	C	5 Malcolm HUTCHEON	Yamaha -	11	11:06.179	1 Lap	1 Lap	71.80	59.353	9
14	68	C	6 Kev MARSHALL	Yamaha -	11	11:21.483	1 Lap	15.304	70.19	1:00.700	10

**NOT CLASSIFIED**

DNF	100	C	Steve REDHEAD	Yamaha -	5	4:57.132	7 Laps	6 Laps	73.17	57.913	3
-----	-----	---	---------------	----------	---	----------	--------	--------	-------	--------	---

**FASTEST LAP**

50			Graham HIGLETT	Yamaha - Face to Face Finance	12	53.751		80.90 mph	130.20 kph
33	C		Sacha GYTE	Yamaha -	10	55.301		78.63 mph	126.55 kph
81	R		Scott GRANT	Yamaha - SEAGER engineering/Interim FM Solutior	8	55.442		78.43 mph	126.22 kph

Class - 90% of Race Speed = 71.47 mph  
 Class C - 90% of Race Speed = 69.10 mph  
 Class R - 90% of Race Speed = 69.04 mph

Brands Hatch Indy  
 Circuit Length = 1.2079 miles  
 Start: 14:19 Flag 14:30 End: 14:31

Weather / Track : Cloudy / Dry

These results are provisional until the conclusion of any judicial and technical matters.

Clerk Of Course :	Timekeeper :
-------------------	--------------

Results can be found at [www.tsl-timing.com](http://www.tsl-timing.com)

Printed - 14:32 Sunday, 04 October 2015



ACU Kawasaki Junior Cup & Senior 300 Series

RACE 10 - CLASSIFICATION

POS	NO	CL	PIC NAME	ENTRY	LAPS	TIME	GAP	DIFF	MPH	BEST	ON
1	46	J	1 Harry ROWLINGS	Kawasaki -	12	11:35.755			75.00	55.163	7
2	18	J	2 Alex MURLEY	Kawasaki - Redfern Stevens - Fast Response Metz	12	11:35.821	0.066	0.066	74.99	55.092	7
3	19	J	3 James ALDERSON	Kawasaki - NGK, YRF, EC1 Drinks, Burnell Fencing	12	11:36.373	0.618	0.552	74.93	55.481	7
4	23	S	1 Carl MITCHELL	Kawasaki - HB REAVIS Real Estate	11	11:03.619	1 Lap	1 Lap	72.08	57.280	9
5	93	S	2 Jake POVAH	Kawasaki -	11	11:04.262	1 Lap	0.643	72.01	57.524	9
6	126	S	3 Gareth HOPKINS	Kawasaki -	11	11:05.361	1 Lap	1.099	71.89	57.513	10
7	106	J	4 Patrick BYRNE	Kawasaki - PKB RACING	11	11:06.765	1 Lap	1.404	71.74	57.782	11
8	3	J	5 Joey LAMBDEN	Kawasaki -	11	11:06.829	1 Lap	0.064	71.73	56.421	11
9	9	S	4 Graham HAW	Kawasaki - Graham Haw Joinery	11	11:09.808	1 Lap	2.979	71.41	57.966	6
10	37	S	5 Craig CLEMONS	Kawasaki - Naomi	11	11:14.942	1 Lap	5.134	70.87	58.144	4
11	136	J	6 Harry FOWLE	Kawasaki -	11	11:16.069	1 Lap	1.127	70.75	57.899	11
12	51	S	6 Andy SMITH	Kawasaki - A2N Racing & Opie Oils	11	11:20.785	1 Lap	4.716	70.26	58.573	5
13	32	S	7 Paul ROBSON	Kawasaki - London First Aid	11	11:21.737	1 Lap	0.952	70.16	59.124	2
14	113	J	7 Dean BRADLEY	Kawasaki -	11	11:25.943	1 Lap	4.206	69.73	59.313	7
15	69	J	8 Connor HALL	Kawasaki - S & Y CERAMICS	11	11:31.056	1 Lap	5.113	69.21	59.526	11
16	20	J	9 Kai DICKINSON	Kawasaki - Dad	11	11:31.778	1 Lap	0.722	69.14	59.544	11
17	139	S	8 Patrick SMITH	Kawasaki -	11	11:32.950	1 Lap	1.172	69.03	59.596	7
18	71	S	9 Karie HENLY	Kawasaki -	10	11:05.184	2 Laps	1 Lap	65.37	1:03.048	8
NOT CLASSIFIED											
DNF	26	J	Luke HOPKINS	Kawasaki - MUM	1	1:24.219	11 Laps	9 Laps	51.63	1:24.219	1

FASTEST LAP

18	J	Alex MURLEY	Kawasaki - Redfern Stevens - Fast Response Metz	7	55.092	78.93 mph	127.03 kph
23	S	Carl MITCHELL	Kawasaki - HB REAVIS Real Estate	9	57.280	75.91 mph	122.17 kph

Class J - 90% of Race Speed = 67.50 mph

Class S - 90% of Race Speed = 64.87 mph

Brands Hatch Indy  
 Circuit Length = 1.2079 miles  
 Start: 14:19 Flag 14:30 End: 14:31

Weather / Track : Cloudy / Dry

These results are provisional until the conclusion of any judicial and technical matters.

Clerk Of Course :	Timekeeper :
-------------------	--------------

Results can be found at [www.tsl-timing.com](http://www.tsl-timing.com)

Printed - 14:33 Sunday, 04 October 2015







# BMCRC - MRO Championships 2015 - Rnd 9 @ Brands Hatch Indy

## DFDS Seaways Yamaha Past Masters & ACU Kawasaki Junior Cup & Senior 300 Series

### RACE 10 - LAP CHART

51	1 Lap	59.190	106	1 Lap	57.782
32	1 Lap	59.298	3	1 Lap	56.421
45	14.017	55.269	9	1 Lap	57.998
101	14.155	55.713	45	16.518	55.709
113	1 Lap	59.443	101	17.608	55.774
29	18.472	55.939	37	1 Lap	1:01.145
74	18.558	55.553	136	1 Lap	57.899
33	18.632	55.301	74	22.600	56.620
81	23.175	59.413	29	23.127	57.507
69	1 Lap	1:01.296	51	1 Lap	59.475
20	1 Lap	1:00.620	33	24.048	58.209
139	1 Lap	1:01.726	68	1 Lap	1:01.321
46	36.126	55.282	32	1 Lap	1:00.087
18	36.142	55.974	81	26.176	55.910
19	36.755	55.645	113	1 Lap	59.687
52	38.570	57.838	69	1 Lap	59.526
36	41.429	58.889	20	1 Lap	59.544
71	1 Lap	1:03.401	139	1 Lap	59.751
<b>LAP 11 @ 14:30:01.682</b>			46	38.730	55.688
			18	38.796	55.701
			19	39.348	55.601
			52	45.243	57.335
			36	50.931	59.422

NO	BEHIND	LAP TIME
----	--------	----------

7		54.246
6	0.073	53.765
50	1.523	54.831
23	1 Lap	57.660
14	3.309	54.553
83	1 Lap	1:00.012
93	1 Lap	58.340
126	1 Lap	57.513
106	1 Lap	57.790
3	1 Lap	56.915
9	1 Lap	58.387
37	1 Lap	59.388
45	15.211	55.440
136	1 Lap	58.669
101	16.236	56.327
68	1 Lap	1:00.700
51	1 Lap	59.800
32	1 Lap	59.624
29	20.022	55.796
33	20.241	55.855
74	20.382	56.070
113	1 Lap	1:00.089
81	24.668	55.739
69	1 Lap	59.659
20	1 Lap	1:00.295
139	1 Lap	59.838
46	37.444	55.564
18	37.497	55.601
19	38.149	55.640
52	42.310	57.986
36	45.911	58.728

NO	BEHIND	LAP TIME
----	--------	----------

7		54.402
6	0.550	54.879
50	0.872	53.751
14	4.332	55.425
23	1 Lap	57.964
93	1 Lap	57.862
71	2 Laps	1:03.243
126	1 Lap	58.382
83	1 Lap	1:00.142

Weather / Track : Cloudy / Dry

# BMCRC - MRO Championships 2015 - Rnd 9 @ Brands Hatch Indy

## DFDS Seaways Yamaha Past Masters & ACU Kawasaki Junior Cup & Senior 300 Series

### RACE 10 - SECTOR ANALYSIS

SECTOR 1 = FL to I1, SECTOR 2 = I1 to FL, DIFF = Difference To Personal Best Lap

P1		7		Rik BALLERINI		Yamaha - SCLS Ltd	
IDEAL LAP TIME : 53.783		BEST LAP TIME : 53.793		DIFFERENCE : 0.010			
LAP	SECTOR 1	SECTOR 2	LAP TIME	MPH	DIFF	TIME OF DAY	
1 -		21.993	1:00.932	71.36	7.139	14:20:59.991	
2 -	32.339	21.670	54.009 (3)	80.51	0.216	14:21:54.000	
3 -	32.138	<b>21.655</b>	<b>53.793 (1)</b>	<b>80.83</b>		<b>14:22:47.793</b>	
4 -	32.347	21.743	54.090	80.39	0.297	14:23:41.883	
5 -	32.318	21.889	54.207	80.22	0.414	14:24:36.090	
6 -	32.631	21.701	54.332	80.03	0.539	14:25:30.422	
7 -	32.417	21.944	54.361	79.99	0.568	14:26:24.783	
8 -	32.437	21.887	54.324	80.04	0.531	14:27:19.107	
9 -	32.380	22.086	54.466	79.84	0.673	14:28:13.573	
10 -	<b>32.128</b>	21.735	53.863 (2)	80.73	0.070	14:29:07.436	
11 -	32.374	21.872	54.246	80.16	0.453	14:30:01.682	
12 -	32.402	22.000	54.402	79.93	0.609	14:30:56.084	

P2		6		Matt BARBER		Yamaha -	
IDEAL LAP TIME : 53.414		BEST LAP TIME : 53.765		DIFFERENCE : 0.351			
LAP	SECTOR 1	SECTOR 2	LAP TIME	MPH	DIFF	TIME OF DAY	
1 -		21.812	59.309	73.32	5.544	14:20:58.368	
2 -	32.777	21.848	54.625	79.60	0.860	14:21:52.993	
3 -	32.507	21.752	54.259	80.14	0.494	14:22:47.252	
4 -	33.137	21.886	55.023	79.03	1.258	14:23:42.275	
5 -	32.322	21.775	54.097	80.38	0.332	14:24:36.372	
6 -	32.211	21.853	54.064 (3)	80.43	0.299	14:25:30.436	
7 -	32.942	22.208	55.150	78.85	1.385	14:26:25.586	
8 -	32.699	21.557	54.256	80.14	0.491	14:27:19.842	
9 -	<b>31.941</b>	22.040	53.981 (2)	80.55	0.216	14:28:13.823	
10 -	32.694	<b>21.473</b>	54.167	80.28	0.402	14:29:07.990	
11 -	32.243	21.522	<b>53.765 (1)</b>	<b>80.88</b>		<b>14:30:01.755</b>	
12 -	32.750	22.129	54.879	79.23	1.114	14:30:56.634	

P3		50		Graham HIGLETT		Yamaha - Face to Face Finance	
IDEAL LAP TIME : 53.712		BEST LAP TIME : 53.751		DIFFERENCE : 0.039			
LAP	SECTOR 1	SECTOR 2	LAP TIME	MPH	DIFF	TIME OF DAY	
1 -		22.215	1:00.949	71.34	7.198	14:21:00.008	
2 -	32.851	21.712	54.563	79.69	0.812	14:21:54.571	
3 -	32.466	21.787	54.253	80.15	0.502	14:22:48.824	
4 -	<b>32.112</b>	21.940	54.052	80.45	0.301	14:23:42.876	
5 -	32.558	22.017	54.575	79.68	0.824	14:24:37.451	
6 -	32.160	21.738	53.898 (3)	80.68	0.147	14:25:31.349	
7 -	32.557	21.982	54.539	79.73	0.788	14:26:25.888	
8 -	32.439	21.944	54.383	79.96	0.632	14:27:20.271	
9 -	32.123	21.742	53.865 (2)	80.73	0.114	14:28:14.136	
10 -	32.606	21.632	54.238	80.17	0.487	14:29:08.374	
11 -	32.987	21.844	54.831	79.30	1.080	14:30:03.205	
12 -	32.151	<b>21.600</b>	<b>53.751 (1)</b>	<b>80.90</b>		<b>14:30:56.956</b>	

P4		14		Doug EDMONDSON		Yamaha - Wave Racing Developments	
IDEAL LAP TIME : 53.902		BEST LAP TIME : 54.124		DIFFERENCE : 0.222			
LAP	SECTOR 1	SECTOR 2	LAP TIME	MPH	DIFF	TIME OF DAY	
1 -		21.977	1:00.031	72.43	5.907	14:20:59.090	
2 -	32.710	21.681	54.391 (2)	79.95	0.267	14:21:53.481	
3 -	32.810	<b>21.673</b>	54.483	79.81	0.359	14:22:47.964	
4 -	32.672	21.793	54.465	79.84	0.341	14:23:42.429	
5 -	33.564	22.356	55.920	77.76	1.796	14:24:38.349	
6 -	32.263	21.861	<b>54.124 (1)</b>	<b>80.34</b>		<b>14:25:32.473</b>	
7 -	33.011	21.709	54.720	79.47	0.596	14:26:27.193	
8 -	<b>32.229</b>	22.174	54.403 (3)	79.93	0.279	14:27:21.596	
9 -	32.455	21.960	54.415	79.91	0.291	14:28:16.011	

Weather / Track : Cloudy / Dry

Brands Hatch Indy  
Circuit Length = 1.2079 miles  
Start: 14:19 Flag 14:30 End: 14:31

# BMCRC - MRO Championships 2015 - Rnd 9 @ Brands Hatch Indy

## DFDS Seaways Yamaha Past Masters & ACU Kawasaki Junior Cup & Senior 300 Series

### RACE 10 - SECTOR ANALYSIS

SECTOR 1 = FL to I1, SECTOR 2 = I1 to FL, DIFF = Difference To Personal Best Lap

10 -	32.600	21.827	54.427	79.89	0.303	14:29:10.438
11 -	32.327	22.226	54.553	79.71	0.429	14:30:04.991
12 -	33.473	21.952	55.425	78.45	1.301	14:31:00.416

<b>P5 45 Peter MOORE</b>		Yamaha - Curphs Cuttings				
IDEAL LAP TIME : 54.612		BEST LAP TIME : 54.616		DIFFERENCE : 0.004		
LAP	SECTOR 1	SECTOR 2	LAP TIME	MPH	DIFF	TIME OF DAY
1 -		22.132	1:02.964	69.06	8.348	14:21:02.023
2 -	33.712	22.146	55.858	77.85	1.242	14:21:57.881
3 -	34.018	22.238	56.256	77.30	1.640	14:22:54.137
4 -	33.420	22.259	55.679	78.10	1.063	14:23:49.816
5 -	33.791	22.180	55.971	77.69	1.355	14:24:45.787
6 -	33.378	22.034	55.412	78.47	0.796	14:25:41.199
7 -	<b>32.792</b>	22.298	55.090 (2)	78.93	0.474	14:26:36.289
8 -	32.796	<b>21.820</b>	<b>54.616 (1)</b>	<b>79.62</b>		<b>14:27:30.905</b>
9 -	33.166	22.113	55.279	78.66	0.663	14:28:26.184
10 -	33.228	22.041	55.269 (3)	78.68	0.653	14:29:21.453
11 -	33.334	22.106	55.440	78.43	0.824	14:30:16.893
12 -	32.977	22.732	55.709	78.05	1.093	14:31:12.602

<b>P6 101 Andrew DAVIES</b>		Yamaha - GIBSON EXHAUSTS				
IDEAL LAP TIME : 55.099		BEST LAP TIME : 55.306		DIFFERENCE : 0.207		
LAP	SECTOR 1	SECTOR 2	LAP TIME	MPH	DIFF	TIME OF DAY
1 -		22.290	1:01.573	70.62	6.267	14:21:00.632
2 -	33.847	22.196	56.043	77.59	0.737	14:21:56.675
3 -	33.646	22.292	55.938	77.73	0.632	14:22:52.613
4 -	33.378	22.354	55.732	78.02	0.426	14:23:48.345
5 -	<b>33.074</b>	22.267	55.341 (2)	78.57	0.035	14:24:43.686
6 -	33.464	22.148	55.612	78.19	0.306	14:25:39.298
7 -	33.469	<b>22.025</b>	55.494 (3)	78.36	0.188	14:26:34.792
8 -	33.124	22.182	<b>55.306 (1)</b>	<b>78.62</b>		<b>14:27:30.098</b>
9 -	33.659	22.121	55.780	77.95	0.474	14:28:25.878
10 -	33.687	22.026	55.713	78.05	0.407	14:29:21.591
11 -	33.868	22.459	56.327	77.20	1.021	14:30:17.918
12 -	33.451	22.323	55.774	77.96	0.468	14:31:13.692

<b>P7 74 C Paul WHITBY</b>		Yamaha - Prestige Decor Ltd				
IDEAL LAP TIME : 55.447		BEST LAP TIME : 55.507		DIFFERENCE : 0.060		
LAP	SECTOR 1	SECTOR 2	LAP TIME	MPH	DIFF	TIME OF DAY
1 -		<b>22.220</b>	1:02.498	69.57	6.991	14:21:01.557
2 -	34.010	22.562	56.572	76.86	1.065	14:21:58.129
3 -	33.947	22.663	56.610	76.81	1.103	14:22:54.739
4 -	33.465	22.265	55.730	78.02	0.223	14:23:50.469
5 -	33.472	22.562	56.034	77.60	0.527	14:24:46.503
6 -	34.086	22.444	56.530	76.92	1.023	14:25:43.033
7 -	33.344	22.363	55.707 (3)	78.06	0.200	14:26:38.740
8 -	<b>33.227</b>	22.280	<b>55.507 (1)</b>	<b>78.34</b>		<b>14:27:34.247</b>
9 -	33.922	22.272	56.194	77.38	0.687	14:28:30.441
10 -	33.301	22.252	55.553 (2)	78.27	0.046	14:29:25.994
11 -	33.815	22.255	56.070	77.55	0.563	14:30:22.064
12 -	33.922	22.698	56.620	76.80	1.113	14:31:18.684

<b>P8 29 R Giles HARWOOD</b>		Yamaha -				
IDEAL LAP TIME : 55.725		BEST LAP TIME : 55.796		DIFFERENCE : 0.071		
LAP	SECTOR 1	SECTOR 2	LAP TIME	MPH	DIFF	TIME OF DAY
1 -		22.542	1:01.972	70.17	6.176	14:21:01.031
2 -	33.508	22.514	56.022	77.62	0.226	14:21:57.053
3 -	33.737	<b>22.236</b>	55.973	77.69	0.177	14:22:53.026
4 -	33.593	22.654	56.247	77.31	0.451	14:23:49.273
5 -	33.735	22.531	56.266	77.28	0.470	14:24:45.539

Weather / Track : Cloudy / Dry

Brands Hatch Indy  
Circuit Length = 1.2079 miles  
Start: 14:19 Flag 14:30 End: 14:31

# BMCRC - MRO Championships 2015 - Rnd 9 @ Brands Hatch Indy

## DFDS Seaways Yamaha Past Masters & ACU Kawasaki Junior Cup & Senior 300 Series

### RACE 10 - SECTOR ANALYSIS

SECTOR 1 = FL to I1, SECTOR 2 = I1 to FL, DIFF = Difference To Personal Best Lap

6 -	34.265	22.364	56.629	76.79	0.833	14:25:42.168
7 -	<b>33.489</b>	22.433	55.922 (3)	77.76	0.126	14:26:38.090
8 -	33.712	22.324	56.036	77.60	0.240	14:27:34.126
9 -	33.537	22.306	55.843 (2)	77.87	0.047	14:28:29.969
10 -	33.553	22.386	55.939	77.73	0.143	14:29:25.908
11 -	33.531	22.265	<b>55.796 (1)</b>	<b>77.93</b>		<b>14:30:21.704</b>
12 -	34.543	22.964	57.507	75.61	1.711	14:31:19.211

P9 33 C Sacha GYTE			Yamaha -			
IDEAL LAP TIME : 55.212		BEST LAP TIME : 55.301		DIFFERENCE : 0.089		
LAP	SECTOR 1	SECTOR 2	LAP TIME	MPH	DIFF	TIME OF DAY
1 -		22.353	1:02.297	69.80	6.996	14:21:01.356
2 -	33.654	22.317	55.971	77.69	0.670	14:21:57.327
3 -	34.206	22.432	56.638	76.77	1.337	14:22:53.965
4 -	33.376	22.444	55.820	77.90	0.519	14:23:49.785
5 -	33.834	22.465	56.299	77.24	0.998	14:24:46.084
6 -	34.825	22.467	57.292	75.90	1.991	14:25:43.376
7 -	33.379	22.311	55.690 (3)	78.08	0.389	14:26:39.066
8 -	<b>33.241</b>	22.123	55.364 (2)	78.54	0.063	14:27:34.430
9 -	33.845	22.492	56.337	77.18	1.036	14:28:30.767
10 -	33.330	<b>21.971</b>	<b>55.301 (1)</b>	<b>78.63</b>		<b>14:29:26.068</b>
11 -	33.555	22.300	55.855	77.85	0.554	14:30:21.923
12 -	34.760	23.449	58.209	74.70	2.908	14:31:20.132

P10 81 R Scott GRANT			Yamaha - SEAGER engineering/Interim FM Solutions			
IDEAL LAP TIME : 55.442		BEST LAP TIME : 55.442		DIFFERENCE : 0.000		
LAP	SECTOR 1	SECTOR 2	LAP TIME	MPH	DIFF	TIME OF DAY
1 -		22.686	1:02.317	69.78	6.875	14:21:01.376
2 -	33.872	22.556	56.428	77.06	0.986	14:21:57.804
3 -	33.904	22.681	56.585	76.85	1.143	14:22:54.389
4 -	33.402	22.586	55.988	77.67	0.546	14:23:50.377
5 -	33.655	22.736	56.391	77.11	0.949	14:24:46.768
6 -	34.453	22.530	56.983	76.31	1.541	14:25:43.751
7 -	33.141	22.465	55.606 (2)	78.20	0.164	14:26:39.357
8 -	<b>33.109</b>	<b>22.333</b>	<b>55.442 (1)</b>	<b>78.43</b>		<b>14:27:34.799</b>
9 -	33.584	22.815	56.399	77.10	0.957	14:28:31.198
10 -	35.468	23.945	59.413	73.19	3.971	14:29:30.611
11 -	33.373	22.366	55.739 (3)	78.01	0.297	14:30:26.350
12 -	33.296	22.614	55.910	77.77	0.468	14:31:22.260

P11 46 J Harry ROWLINGS			Kawasaki -			
IDEAL LAP TIME : 54.961		BEST LAP TIME : 55.163		DIFFERENCE : 0.202		
LAP	SECTOR 1	SECTOR 2	LAP TIME	MPH	DIFF	TIME OF DAY
1 -		22.684	1:21.023	53.67	25.860	14:21:20.082
2 -	33.200	22.405	55.605	78.20	0.442	14:22:15.687
3 -	33.038	22.343	55.381 (3)	78.52	0.218	14:23:11.068
4 -	33.652	22.638	56.290	77.25	1.127	14:24:07.358
5 -	34.096	22.572	56.668	76.73	1.505	14:25:04.026
6 -	33.256	22.271	55.527	78.31	0.364	14:25:59.553
7 -	32.966	22.197	<b>55.163 (1)</b>	<b>78.83</b>		<b>14:26:54.716</b>
8 -	33.999	22.960	56.959	76.34	1.796	14:27:51.675
9 -	34.114	22.491	56.605	76.82	1.442	14:28:48.280
10 -	<b>32.803</b>	22.479	55.282 (2)	78.66	0.119	14:29:43.562
11 -	33.167	22.397	55.564	78.26	0.401	14:30:39.126
12 -	33.530	<b>22.158</b>	55.688	78.08	0.525	14:31:34.814

P12 18 J Alex MURLEY			Kawasaki - Redfern Stevens - Fast Response Metal Engineerir			
IDEAL LAP TIME : 55.070		BEST LAP TIME : 55.092		DIFFERENCE : 0.022		
LAP	SECTOR 1	SECTOR 2	LAP TIME	MPH	DIFF	TIME OF DAY
1 -		22.937	1:21.280	53.50	26.188	14:21:20.339

Weather / Track : Cloudy / Dry

Brands Hatch Indy  
Circuit Length = 1.2079 miles  
Start: 14:19 Flag 14:30 End: 14:31

# BMCRC - MRO Championships 2015 - Rnd 9 @ Brands Hatch Indy

## DFDS Seaways Yamaha Past Masters & ACU Kawasaki Junior Cup & Senior 300 Series

### RACE 10 - SECTOR ANALYSIS

SECTOR 1 = FL to I1, SECTOR 2 = I1 to FL, DIFF = Difference To Personal Best Lap

2 -	33.081	22.507	55.588 (3)	78.22	0.496	14:22:15.927
3 -	33.119	22.176	55.295 (2)	78.64	0.203	14:23:11.222
4 -	33.346	22.859	56.205	77.37	1.113	14:24:07.427
5 -	33.731	22.811	56.542	76.90	1.450	14:25:03.969
6 -	33.715	22.170	55.885	77.81	0.793	14:25:59.854
7 -	<b>32.965</b>	22.127	<b>55.092 (1)</b>	<b>78.93</b>		<b>14:26:54.946</b>
8 -	34.066	22.798	56.864	76.47	1.772	14:27:51.810
9 -	33.323	22.471	55.794	77.94	0.702	14:28:47.604
10 -	33.275	22.699	55.974	77.68	0.882	14:29:43.578
11 -	33.440	22.161	55.601	78.21	0.509	14:30:39.179
12 -	33.596	<b>22.105</b>	55.701	78.07	0.609	14:31:34.880

P13 19 J James ALDERSON			Kawasaki - NGK, YRF, EC1 Drinks, Burnell Fencing, Bikewise,			
IDEAL LAP TIME : 55.383		BEST LAP TIME : 55.481	DIFFERENCE : 0.098			
LAP	SECTOR 1	SECTOR 2	LAP TIME	MPH	DIFF	TIME OF DAY

1 -		22.771	1:21.379	53.43	25.898	14:21:20.438
2 -	33.319	22.690	56.009	77.64	0.528	14:22:16.447
3 -	<b>33.073</b>	22.457	55.530 (2)	78.31	0.049	14:23:11.977
4 -	33.162	22.444	55.606	78.20	0.125	14:24:07.583
5 -	34.136	22.547	56.683	76.71	1.202	14:25:04.266
6 -	33.578	22.437	56.015	77.63	0.534	14:26:00.281
7 -	33.160	22.321	<b>55.481 (1)</b>	<b>78.38</b>		<b>14:26:55.762</b>
8 -	33.422	23.073	56.495	76.97	1.014	14:27:52.257
9 -	33.577	22.712	56.289	77.25	0.808	14:28:48.546
10 -	33.238	22.407	55.645	78.14	0.164	14:29:44.191
11 -	33.210	22.430	55.640	78.15	0.159	14:30:39.831
12 -	33.291	<b>22.310</b>	55.601 (3)	78.21	0.120	14:31:35.432

P14 52 C Tim HALL			Yamaha -			
IDEAL LAP TIME : 57.102		BEST LAP TIME : 57.335	DIFFERENCE : 0.233			
LAP	SECTOR 1	SECTOR 2	LAP TIME	MPH	DIFF	TIME OF DAY

1 -		23.513	1:04.634	67.28	7.299	14:21:03.693
2 -	35.524	23.332	58.856	73.88	1.521	14:22:02.549
3 -	34.525	22.994	57.519 (2)	75.60	0.184	14:23:00.068
4 -	34.986	22.935	57.921	75.07	0.586	14:23:57.989
5 -	34.544	23.433	57.977	75.00	0.642	14:24:55.966
6 -	34.743	23.499	58.242	74.66	0.907	14:25:54.208
7 -	34.538	23.740	58.278	74.61	0.943	14:26:52.486
8 -	34.804	23.285	58.089	74.86	0.754	14:27:50.575
9 -	34.689	<b>22.904</b>	57.593 (3)	75.50	0.258	14:28:48.168
10 -	34.610	23.228	57.838	75.18	0.503	14:29:46.006
11 -	34.405	23.581	57.986	74.99	0.651	14:30:43.992
12 -	<b>34.198</b>	23.137	<b>57.335 (1)</b>	<b>75.84</b>		<b>14:31:41.327</b>

P15 36 C Paul DAVIES			Yamaha - kdstudios			
IDEAL LAP TIME : 57.632		BEST LAP TIME : 57.768	DIFFERENCE : 0.136			
LAP	SECTOR 1	SECTOR 2	LAP TIME	MPH	DIFF	TIME OF DAY

1 -		23.536	1:05.249	66.64	7.481	14:21:04.308
2 -	35.204	23.483	58.687	74.09	0.919	14:22:02.995
3 -	34.987	23.254	58.241	74.66	0.473	14:23:01.236
4 -	<b>34.534</b>	23.354	57.888 (2)	75.12	0.120	14:23:59.124
5 -	34.607	23.161	<b>57.768 (1)</b>	<b>75.27</b>		<b>14:24:56.892</b>
6 -	34.726	23.334	58.060	74.89	0.292	14:25:54.952
7 -	34.594	23.317	57.911 (3)	75.09	0.143	14:26:52.863
8 -	35.603	23.518	59.121	73.55	1.353	14:27:51.984
9 -	34.894	<b>23.098</b>	57.992	74.98	0.224	14:28:49.976
10 -	35.106	23.783	58.889	73.84	1.121	14:29:48.865
11 -	35.279	23.449	58.728	74.04	0.960	14:30:47.593
12 -	35.144	24.278	59.422	73.18	1.654	14:31:47.015

Weather / Track : Cloudy / Dry

Brands Hatch Indy  
Circuit Length = 1.2079 miles  
Start: 14:19 Flag 14:30 End: 14:31

# BMCRC - MRO Championships 2015 - Rnd 9 @ Brands Hatch Indy

## DFDS Seaways Yamaha Past Masters & ACU Kawasaki Junior Cup & Senior 300 Series

### RACE 10 - SECTOR ANALYSIS

SECTOR 1 = FL to I1, SECTOR 2 = I1 to FL, DIFF = Difference To Personal Best Lap

P16 23 S Carl MITCHELL		Kawasaki - HB REAVIS Real Estate				
IDEAL LAP TIME : 57.280		BEST LAP TIME : 57.280		DIFFERENCE : 0.000		
LAP	SECTOR 1	SECTOR 2	LAP TIME	MPH	DIFF	TIME OF DAY
1 -		23.485	1:24.049	51.73	26.769	14:21:23.108
2 -	34.642	23.470	58.112	74.83	0.832	14:22:21.220
3 -	34.650	23.375	58.025	74.94	0.745	14:23:19.245
4 -	34.709	23.457	58.166	74.76	0.886	14:24:17.411
5 -	34.597	23.476	58.073	74.88	0.793	14:25:15.484
6 -	34.462	23.489	57.951 (3)	75.03	0.671	14:26:13.435
7 -	34.824	23.564	58.388	74.47	1.108	14:27:11.823
8 -	34.552	23.399	57.951 (3)	75.03	0.671	14:28:09.774
9 -	<b>34.119</b>	<b>23.161</b>	<b>57.280 (1)</b>	<b>75.91</b>		<b>14:29:07.054</b>
10 -	34.354	23.306	57.660 (2)	75.41	0.380	14:30:04.714
11 -	34.465	23.499	57.964	75.02	0.684	14:31:02.678

P17 93 S Jake POVAH		Kawasaki -				
IDEAL LAP TIME : 57.226		BEST LAP TIME : 57.524		DIFFERENCE : 0.298		
LAP	SECTOR 1	SECTOR 2	LAP TIME	MPH	DIFF	TIME OF DAY
1 -		23.737	1:25.100	51.09	27.576	14:21:24.159
2 -	34.599	23.660	58.259	74.64	0.735	14:22:22.418
3 -	34.578	23.477	58.055	74.90	0.531	14:23:20.473
4 -	34.367	<b>23.210</b>	57.577 (2)	75.52	0.053	14:24:18.050
5 -	34.218	23.573	57.791	75.24	0.267	14:25:15.841
6 -	34.536	23.390	57.926	75.07	0.402	14:26:13.767
7 -	34.426	23.691	58.117	74.82	0.593	14:27:11.884
8 -	34.332	23.379	57.711 (3)	75.35	0.187	14:28:09.595
9 -	34.194	23.330	<b>57.524 (1)</b>	<b>75.59</b>		<b>14:29:07.119</b>
10 -	34.913	23.427	58.340	74.53	0.816	14:30:05.459
11 -	<b>34.016</b>	23.846	57.862	75.15	0.338	14:31:03.321

P18 126 S Gareth HOPKINS		Kawasaki -				
IDEAL LAP TIME : 57.317		BEST LAP TIME : 57.513		DIFFERENCE : 0.196		
LAP	SECTOR 1	SECTOR 2	LAP TIME	MPH	DIFF	TIME OF DAY
1 -		23.458	1:24.698	51.34	27.185	14:21:23.757
2 -	35.236	23.614	58.850	73.89	1.337	14:22:22.607
3 -	34.626	23.347	57.973	75.01	0.460	14:23:20.580
4 -	34.690	<b>23.187</b>	57.877 (3)	75.13	0.364	14:24:18.457
5 -	34.442	23.246	57.688 (2)	75.38	0.175	14:25:16.145
6 -	34.336	23.737	58.073	74.88	0.560	14:26:14.218
7 -	34.765	23.355	58.120	74.82	0.607	14:27:12.338
8 -	34.936	23.358	58.294	74.59	0.781	14:28:10.632
9 -	34.635	23.258	57.893	75.11	0.380	14:29:08.525
10 -	<b>34.130</b>	23.383	<b>57.513 (1)</b>	<b>75.61</b>		<b>14:30:06.038</b>
11 -	34.896	23.486	58.382	74.48	0.869	14:31:04.420

P19 83 C Malcolm HUTCHEON		Yamaha -				
IDEAL LAP TIME : 59.353		BEST LAP TIME : 59.353		DIFFERENCE : 0.000		
LAP	SECTOR 1	SECTOR 2	LAP TIME	MPH	DIFF	TIME OF DAY
1 -		24.118	1:07.176	64.73	7.823	14:21:06.235
2 -	35.686	23.778	59.464 (3)	73.13	0.111	14:22:05.699
3 -	36.224	24.080	1:00.304	72.11	0.951	14:23:06.003
4 -	36.102	24.216	1:00.318	72.09	0.965	14:24:06.321
5 -	36.296	24.014	1:00.310	72.10	0.957	14:25:06.631
6 -	35.898	23.941	59.839	72.67	0.486	14:26:06.470
7 -	35.857	24.001	59.858	72.64	0.505	14:27:06.328
8 -	35.705	23.698	59.403 (2)	73.20	0.050	14:28:05.731
9 -	<b>35.677</b>	<b>23.676</b>	<b>59.353 (1)</b>	<b>73.26</b>		<b>14:29:05.084</b>
10 -	36.233	23.779	1:00.012	72.46	0.659	14:30:05.096
11 -	36.441	23.701	1:00.142	72.30	0.789	14:31:05.238

Weather / Track : Cloudy / Dry

Brands Hatch Indy  
Circuit Length = 1.2079 miles  
Start: 14:19 Flag 14:30 End: 14:31

# BMCRC - MRO Championships 2015 - Rnd 9 @ Brands Hatch Indy

## DFDS Seaways Yamaha Past Masters & ACU Kawasaki Junior Cup & Senior 300 Series

### RACE 10 - SECTOR ANALYSIS

SECTOR 1 = FL to I1, SECTOR 2 = I1 to FL, DIFF = Difference To Personal Best Lap

P20 106 J Patrick BYRNE		Kawasaki - PKB RACING				
IDEAL LAP TIME : 57.553		BEST LAP TIME : 57.782		DIFFERENCE : 0.229		
LAP	SECTOR 1	SECTOR 2	LAP TIME	MPH	DIFF	TIME OF DAY
1 -		23.279	1:23.776	51.90	25.994	14:21:22.835
2 -	34.630	23.320	57.950 (3)	75.04	0.168	14:22:20.785
3 -	34.936	23.282	58.218	74.69	0.436	14:23:19.003
4 -	34.825	23.245	58.070	74.88	0.288	14:24:17.073
5 -	34.804	23.330	58.134	74.80	0.352	14:25:15.207
6 -	34.890	23.398	58.288	74.60	0.506	14:26:13.495
7 -	35.198	<b>23.068</b>	58.266	74.63	0.484	14:27:11.761
8 -	35.242	23.141	58.383	74.48	0.601	14:28:10.144
9 -	36.773	23.335	1:00.108	72.34	2.326	14:29:10.252
10 -	34.609	23.181	57.790 (2)	75.24	0.008	14:30:08.042
11 -	<b>34.485</b>	23.297	<b>57.782 (1)</b>	<b>75.25</b>		<b>14:31:05.824</b>

P21 3 J Joey LAMBDEN		Kawasaki -				
IDEAL LAP TIME : 56.319		BEST LAP TIME : 56.421		DIFFERENCE : 0.102		
LAP	SECTOR 1	SECTOR 2	LAP TIME	MPH	DIFF	TIME OF DAY
1 -		24.105	1:28.919	48.90	32.498	14:21:27.978
2 -	35.742	23.895	59.637	72.91	3.216	14:22:27.615
3 -	34.602	23.549	58.151	74.78	1.730	14:23:25.766
4 -	34.572	23.748	58.320	74.56	1.899	14:24:24.086
5 -	35.142	22.969	58.111	74.83	1.690	14:25:22.197
6 -	34.464	22.672	57.136	76.10	0.715	14:26:19.333
7 -	34.163	<b>22.589</b>	56.752 (2)	76.62	0.331	14:27:16.085
8 -	34.997	23.435	58.432	74.42	2.011	14:28:14.517
9 -	35.231	22.804	58.035	74.93	1.614	14:29:12.552
10 -	34.175	22.740	56.915 (3)	76.40	0.494	14:30:09.467
11 -	<b>33.730</b>	22.691	<b>56.421 (1)</b>	<b>77.07</b>		<b>14:31:05.888</b>

P22 9 S Graham HAW		Kawasaki - Graham Haw Joinery				
IDEAL LAP TIME : 57.807		BEST LAP TIME : 57.966		DIFFERENCE : 0.159		
LAP	SECTOR 1	SECTOR 2	LAP TIME	MPH	DIFF	TIME OF DAY
1 -		23.684	1:25.361	50.94	27.395	14:21:24.420
2 -	35.098	23.426	58.524	74.30	0.558	14:22:22.944
3 -	34.876	23.410	58.286	74.60	0.320	14:23:21.230
4 -	34.962	23.408	58.370	74.50	0.404	14:24:19.600
5 -	35.994	<b>23.218</b>	59.212	73.44	1.246	14:25:18.812
6 -	34.709	23.257	<b>57.966 (1)</b>	<b>75.01</b>		<b>14:26:16.778</b>
7 -	35.198	23.349	58.547	74.27	0.581	14:27:15.325
8 -	34.793	23.429	58.222 (3)	74.69	0.256	14:28:13.547
9 -	35.130	23.805	58.935	73.78	0.969	14:29:12.482
10 -	35.097	23.290	58.387	74.47	0.421	14:30:10.869
11 -	<b>34.589</b>	23.409	57.998 (2)	74.97	0.032	14:31:08.867

P23 37 S Craig CLEMONS		Kawasaki - Naomi				
IDEAL LAP TIME : 58.111		BEST LAP TIME : 58.144		DIFFERENCE : 0.033		
LAP	SECTOR 1	SECTOR 2	LAP TIME	MPH	DIFF	TIME OF DAY
1 -		23.624	1:25.827	50.66	27.683	14:21:24.886
2 -	35.074	23.441	58.515	74.31	0.371	14:22:23.401
3 -	34.856	23.421	58.277 (2)	74.61	0.133	14:23:21.678
4 -	<b>34.805</b>	23.339	<b>58.144 (1)</b>	<b>74.79</b>		<b>14:24:19.822</b>
5 -	35.470	23.574	59.044	73.65	0.900	14:25:18.866
6 -	35.081	<b>23.306</b>	58.387 (3)	74.47	0.243	14:26:17.253
7 -	34.910	23.481	58.391	74.47	0.247	14:27:15.644
8 -	35.301	23.500	58.801	73.95	0.657	14:28:14.445
9 -	35.326	23.697	59.023	73.67	0.879	14:29:13.468
10 -	35.721	23.667	59.388	73.22	1.244	14:30:12.856
11 -	36.075	25.070	1:01.145	71.11	3.001	14:31:14.001

Weather / Track : Cloudy / Dry

Brands Hatch Indy  
Circuit Length = 1.2079 miles  
Start: 14:19 Flag 14:30 End: 14:31

# BMCRC - MRO Championships 2015 - Rnd 9 @ Brands Hatch Indy

## DFDS Seaways Yamaha Past Masters & ACU Kawasaki Junior Cup & Senior 300 Series

### RACE 10 - SECTOR ANALYSIS

SECTOR 1 = FL to I1, SECTOR 2 = I1 to FL, DIFF = Difference To Personal Best Lap

<b>P24 136 J Harry FOWLE</b>		Kawasaki -				
IDEAL LAP TIME : 57.793		BEST LAP TIME : 57.899		DIFFERENCE : 0.106		
LAP	SECTOR 1	SECTOR 2	LAP TIME	MPH	DIFF	TIME OF DAY
1 -		24.418	1:27.940	49.44	30.041	14:21:26.999
2 -	35.944	23.956	59.900	72.59	2.001	14:22:26.899
3 -	35.127	23.660	58.787	73.97	0.888	14:23:25.686
4 -	35.257	23.600	58.857	73.88	0.958	14:24:24.543
5 -	35.127	23.889	59.016	73.68	1.117	14:25:23.559
6 -	35.387	23.593	58.980	73.73	1.081	14:26:22.539
7 -	34.887	<b>23.374</b>	58.261 (2)	74.64	0.362	14:27:20.800
8 -	35.145	23.789	58.934	73.78	1.035	14:28:19.734
9 -	34.997	23.829	58.826	73.92	0.927	14:29:18.560
10 -	35.041	23.628	58.669 (3)	74.12	0.770	14:30:17.229
11 -	<b>34.419</b>	23.480	<b>57.899 (1)</b>	<b>75.10</b>		<b>14:31:15.128</b>

<b>P25 51 S Andy SMITH</b>		Kawasaki - A2N Racing & Opie Oils				
IDEAL LAP TIME : 58.504		BEST LAP TIME : 58.573		DIFFERENCE : 0.069		
LAP	SECTOR 1	SECTOR 2	LAP TIME	MPH	DIFF	TIME OF DAY
1 -		24.239	1:28.042	49.39	29.469	14:21:27.101
2 -	36.419	24.155	1:00.574	71.78	2.001	14:22:27.675
3 -	35.433	23.280	58.713 (3)	74.06	0.140	14:23:26.388
4 -	<b>35.234</b>	23.424	58.658 (2)	74.13	0.085	14:24:25.046
5 -	35.303	<b>23.270</b>	<b>58.573 (1)</b>	<b>74.24</b>		<b>14:25:23.619</b>
6 -	35.793	23.486	59.279	73.35	0.706	14:26:22.898
7 -	35.443	23.710	59.153	73.51	0.580	14:27:22.051
8 -	35.521	23.807	59.328	73.29	0.755	14:28:21.379
9 -	35.674	23.516	59.190	73.46	0.617	14:29:20.569
10 -	36.203	23.597	59.800	72.71	1.227	14:30:20.369
11 -	35.559	23.916	59.475	73.11	0.902	14:31:19.844

<b>P26 68 C Kev MARSHALL</b>		Yamaha -				
IDEAL LAP TIME : 1:00.496		BEST LAP TIME : 1:00.700		DIFFERENCE : 0.204		
LAP	SECTOR 1	SECTOR 2	LAP TIME	MPH	DIFF	TIME OF DAY
1 -		25.098	1:08.941	63.07	8.241	14:21:08.000
2 -	36.126	24.694	1:00.820 (3)	71.49	0.120	14:22:08.820
3 -	36.602	24.586	1:01.188	71.06	0.488	14:23:10.008
4 -	37.082	24.543	1:01.625	70.56	0.925	14:24:11.633
5 -	<b>36.057</b>	24.725	1:00.782 (2)	71.54	0.082	14:25:12.415
6 -	36.245	24.715	1:00.960	71.33	0.260	14:26:13.375
7 -	37.012	24.543	1:01.555	70.64	0.855	14:27:14.930
8 -	37.315	25.120	1:02.435	69.65	1.735	14:28:17.365
9 -	36.558	24.598	1:01.156	71.10	0.456	14:29:18.521
10 -	36.261	<b>24.439</b>	<b>1:00.700 (1)</b>	<b>71.64</b>		<b>14:30:19.221</b>
11 -	36.221	25.100	1:01.321	70.91	0.621	14:31:20.542

<b>P27 32 S Paul ROBSON</b>		Kawasaki - London First Aid				
IDEAL LAP TIME : 58.860		BEST LAP TIME : 59.124		DIFFERENCE : 0.264		
LAP	SECTOR 1	SECTOR 2	LAP TIME	MPH	DIFF	TIME OF DAY
1 -		23.659	1:26.360	50.35	27.236	14:21:25.419
2 -	35.581	<b>23.543</b>	<b>59.124 (1)</b>	<b>73.55</b>		<b>14:22:24.543</b>
3 -	35.894	23.895	59.789	72.73	0.665	14:23:24.332
4 -	35.827	23.755	59.582	72.98	0.458	14:24:23.914
5 -	35.661	23.586	59.247 (3)	73.39	0.123	14:25:23.161
6 -	35.759	24.057	59.816	72.69	0.692	14:26:22.977
7 -	35.650	23.983	59.633	72.92	0.509	14:27:22.610
8 -	<b>35.317</b>	23.860	59.177 (2)	73.48	0.053	14:28:21.787
9 -	35.447	23.851	59.298	73.33	0.174	14:29:21.085
10 -	35.966	23.658	59.624	72.93	0.500	14:30:20.709
11 -	36.224	23.863	1:00.087	72.37	0.963	14:31:20.796

Weather / Track : Cloudy / Dry

Brands Hatch Indy  
Circuit Length = 1.2079 miles  
Start: 14:19 Flag 14:30 End: 14:31



# BMCRC - MRO Championships 2015 - Rnd 9 @ Brands Hatch Indy

## DFDS Seaways Yamaha Past Masters & ACU Kawasaki Junior Cup & Senior 300 Series

### RACE 10 - SECTOR ANALYSIS

SECTOR 1 = FL to I1, SECTOR 2 = I1 to FL, DIFF = Difference To Personal Best Lap

P28 113 J		Dean BRADLEY		Kawasaki -		
IDEAL LAP TIME : 58.955		BEST LAP TIME : 59.313		DIFFERENCE : 0.358		
LAP	SECTOR 1	SECTOR 2	LAP TIME	MPH	DIFF	TIME OF DAY
1 -		24.411	1:28.543	49.11	29.230	14:21:27.602
2 -	35.775	24.391	1:00.166	72.27	0.853	14:22:27.768
3 -	35.952	23.960	59.912	72.58	0.599	14:23:27.680
4 -	35.517	24.167	59.684	72.86	0.371	14:24:27.364
5 -	35.363	24.299	59.662	72.88	0.349	14:25:27.026
6 -	35.793	24.139	59.932	72.55	0.619	14:26:26.958
7 -	<b>35.079</b>	24.234	<b>59.313 (1)</b>	<b>73.31</b>		<b>14:27:26.271</b>
8 -	35.490	24.022	59.512 (3)	73.07	0.199	14:28:25.783
9 -	35.252	24.191	59.443 (2)	73.15	0.130	14:29:25.226
10 -	35.990	24.099	1:00.089	72.36	0.776	14:30:25.315
11 -	35.811	<b>23.876</b>	59.687	72.85	0.374	14:31:25.002

P29 69 J		Connor HALL		Kawasaki - S & Y CERAMICS		
IDEAL LAP TIME : 59.427		BEST LAP TIME : 59.526		DIFFERENCE : 0.099		
LAP	SECTOR 1	SECTOR 2	LAP TIME	MPH	DIFF	TIME OF DAY
1 -		24.233	1:29.364	48.66	29.838	14:21:28.423
2 -	36.252	24.451	1:00.703	71.63	1.177	14:22:29.126
3 -	35.744	24.326	1:00.070	72.39	0.544	14:23:29.196
4 -	36.804	23.939	1:00.743	71.59	1.217	14:24:29.939
5 -	35.732	24.594	1:00.326	72.08	0.800	14:25:30.265
6 -	35.688	23.854	59.542 (2)	73.03	0.016	14:26:29.807
7 -	35.834	24.050	59.884	72.61	0.358	14:27:29.691
8 -	36.117	<b>23.826</b>	59.943	72.54	0.417	14:28:29.634
9 -	37.063	24.233	1:01.296	70.94	1.770	14:29:30.930
10 -	35.694	23.965	59.659 (3)	72.89	0.133	14:30:30.589
11 -	<b>35.601</b>	23.925	<b>59.526 (1)</b>	<b>73.05</b>		<b>14:31:30.115</b>

P30 20 J		Kai DICKINSON		Kawasaki - Dad		
IDEAL LAP TIME : 59.497		BEST LAP TIME : 59.544		DIFFERENCE : 0.047		
LAP	SECTOR 1	SECTOR 2	LAP TIME	MPH	DIFF	TIME OF DAY
1 -		24.404	1:28.812	48.96	29.268	14:21:27.871
2 -	37.092	24.516	1:01.608	70.58	2.064	14:22:29.479
3 -	35.969	<b>24.071</b>	1:00.040	72.42	0.496	14:23:29.519
4 -	35.487	24.132	59.619 (2)	72.93	0.075	14:24:29.138
5 -	36.332	24.844	1:01.176	71.08	1.632	14:25:30.314
6 -	36.142	24.208	1:00.350	72.05	0.806	14:26:30.664
7 -	35.543	24.116	59.659 (3)	72.89	0.115	14:27:30.323
8 -	35.862	24.193	1:00.055	72.41	0.511	14:28:30.378
9 -	36.000	24.620	1:00.620	71.73	1.076	14:29:30.998
10 -	35.882	24.413	1:00.295	72.12	0.751	14:30:31.293
11 -	<b>35.426</b>	24.118	<b>59.544 (1)</b>	<b>73.03</b>		<b>14:31:30.837</b>

P31 139 S		Patrick SMITH		Kawasaki -		
IDEAL LAP TIME : 59.583		BEST LAP TIME : 59.596		DIFFERENCE : 0.013		
LAP	SECTOR 1	SECTOR 2	LAP TIME	MPH	DIFF	TIME OF DAY
1 -		24.400	1:27.557	49.66	27.961	14:21:26.616
2 -	38.093	24.472	1:02.565	69.50	2.969	14:22:29.181
3 -	36.039	24.123	1:00.162	72.28	0.566	14:23:29.343
4 -	36.699	24.475	1:01.174	71.08	1.578	14:24:30.517
5 -	36.590	24.167	1:00.757	71.57	1.161	14:25:31.274
6 -	35.827	24.048	59.875	72.62	0.279	14:26:31.149
7 -	<b>35.658</b>	23.938	<b>59.596 (1)</b>	<b>72.96</b>		<b>14:27:30.745</b>
8 -	36.024	<b>23.925</b>	59.949	72.53	0.353	14:28:30.694
9 -	37.007	24.719	1:01.726	70.45	2.130	14:29:32.420
10 -	35.791	24.047	59.838 (3)	72.67	0.242	14:30:32.258
11 -	35.693	24.058	59.751 (2)	72.77	0.155	14:31:32.009

Weather / Track : Cloudy / Dry

Brands Hatch Indy  
Circuit Length = 1.2079 miles  
Start: 14:19 Flag 14:30 End: 14:31

# BMCRC - MRO Championships 2015 - Rnd 9 @ Brands Hatch Indy

## DFDS Seaways Yamaha Past Masters & ACU Kawasaki Junior Cup & Senior 300 Series

### RACE 10 - SECTOR ANALYSIS

SECTOR 1 = FL to I1, SECTOR 2 = I1 to FL, DIFF = Difference To Personal Best Lap

<b>P32 71 S</b>		<b>Karie HENLY</b>		Kawasaki -		
IDEAL LAP TIME : 1:03.048		BEST LAP TIME : 1:03.048		DIFFERENCE : 0.000		
LAP	SECTOR 1	SECTOR 2	LAP TIME	MPH	DIFF	TIME OF DAY
1 -		25.686	1:32.402	47.06	29.354	14:21:31.461
2 -	38.113	25.136	1:03.249 (3)	68.75	0.201	14:22:34.710
3 -	38.250	25.777	1:04.027	67.91	0.979	14:23:38.737
4 -	38.914	25.438	1:04.352	67.57	1.304	14:24:43.089
5 -	38.524	25.154	1:03.678	68.29	0.630	14:25:46.767
6 -	38.311	25.310	1:03.621	68.35	0.573	14:26:50.388
7 -	38.758	25.405	1:04.163	67.77	1.115	14:27:54.551
8 -	<b>38.055</b>	<b>24.993</b>	<b>1:03.048 (1)</b>	<b>68.97</b>		<b>14:28:57.599</b>
9 -	38.358	25.043	1:03.401	68.58	0.353	14:30:01.000
10 -	38.110	25.133	1:03.243 (2)	68.76	0.195	14:31:04.243

<b>P33 100 C</b>		<b>Steve REDHEAD</b>		Yamaha -		
IDEAL LAP TIME : 57.853		BEST LAP TIME : 57.913		DIFFERENCE : 0.060		
LAP	SECTOR 1	SECTOR 2	LAP TIME	MPH	DIFF	TIME OF DAY
1 -		23.115	1:04.434	67.48	6.521	14:21:03.493
2 -	35.031	<b>22.956</b>	57.987 (2)	74.99	0.074	14:22:01.480
3 -	<b>34.897</b>	23.016	<b>57.913 (1)</b>	<b>75.08</b>		<b>14:22:59.393</b>
4 -	34.972	23.044	58.016 (3)	74.95	0.103	14:23:57.409
5 -	35.477	23.305	58.782	73.97	0.869	14:24:56.191

<b>P34 26 J</b>		<b>Luke HOPKINS</b>		Kawasaki - MUM		
IDEAL LAP TIME :		BEST LAP TIME : 1:24.219		DIFFERENCE :		
LAP	SECTOR 1	SECTOR 2	LAP TIME	MPH	DIFF	TIME OF DAY
1 -		<b>23.432</b>	<b>1:24.219 (1)</b>	<b>51.63</b>		<b>14:21:23.278</b>

# BMCRC - MRO Championships 2015 - Rnd 9 @ Brands Hatch Indy

## DFDS Seaways Yamaha Past Masters & ACU Kawasaki Junior Cup & Senior 300 Series

### RACE 10 - BEST SECTORS

SECTOR 1				SECTOR 2				IDEAL / BEST COMPARISON				
POS	NO	NAME	TIME	NO	NAME	TIME	POS	NO	NAME	IDEAL	BEST	DIFF
									<b>PERFECT LAP</b>	<b>53.414</b>		
1	6	BARBER	<b>31.941</b>	6	BARBER	<b>21.473</b>	1	6	BARBER	53.414	53.765	0.351
2	50	HIGLETT	<b>32.112</b>	50	HIGLETT	<b>21.600</b>	2	50	HIGLETT	53.712	53.751	0.039
3	7	BALLERINI	<b>32.128</b>	7	BALLERINI	<b>21.655</b>	3	7	BALLERINI	53.783	53.793	0.010
4	14	EDMONDSON	<b>32.229</b>	14	EDMONDSON	<b>21.673</b>	4	14	EDMONDSON	53.902	54.124	0.222
5	45	MOORE	<b>32.792</b>	45	MOORE	<b>21.820</b>	5	45	MOORE	54.612	54.616	0.004
6	46	ROWLINGS	<b>32.803</b>	33	GYTE	<b>21.971</b>	6	46	ROWLINGS	54.961	55.163	0.202
7	18	MURLEY	<b>32.965</b>	101	DAVIES	<b>22.025</b>	7	18	MURLEY	55.070	55.092	0.022
8	19	ALDERSON	<b>33.073</b>	18	MURLEY	<b>22.105</b>	8	101	DAVIES	55.099	55.306	0.207
9	101	DAVIES	<b>33.074</b>	46	ROWLINGS	<b>22.158</b>	9	33	GYTE	55.212	55.301	0.089
10	81	GRANT	<b>33.109</b>	74	WHITBY	<b>22.220</b>	10	19	ALDERSON	55.383	55.481	0.098
11	74	WHITBY	<b>33.227</b>	29	HARWOOD	<b>22.236</b>	11	81	GRANT	55.442	55.442	0.000
12	33	GYTE	<b>33.241</b>	19	ALDERSON	<b>22.310</b>	12	74	WHITBY	55.447	55.507	0.060
13	29	HARWOOD	<b>33.489</b>	81	GRANT	<b>22.333</b>	13	29	HARWOOD	55.725	55.796	0.071
14	3	LAMBDEN	<b>33.730</b>	3	LAMBDEN	<b>22.589</b>	14	3	LAMBDEN	56.319	56.421	0.102
15	93	POVAH	<b>34.016</b>	52	HALL	<b>22.904</b>	15	52	HALL	57.102	57.335	0.233
16	23	MITCHELL	<b>34.119</b>	100	REDHEAD	<b>22.956</b>	16	93	POVAH	57.226	57.524	0.298
17	126	HOPKINS	<b>34.130</b>	106	BYRNE	<b>23.068</b>	17	23	MITCHELL	57.280	57.280	0.000
18	52	HALL	<b>34.198</b>	36	DAVIES	<b>23.098</b>	18	126	HOPKINS	57.317	57.513	0.196
19	136	FOWLE	<b>34.419</b>	23	MITCHELL	<b>23.161</b>	19	106	BYRNE	57.553	57.782	0.229
20	106	BYRNE	<b>34.485</b>	126	HOPKINS	<b>23.187</b>	20	36	DAVIES	57.632	57.768	0.136
21	36	DAVIES	<b>34.534</b>	93	POVAH	<b>23.210</b>	21	136	FOWLE	57.793	57.899	0.106
22	9	HAW	<b>34.589</b>	9	HAW	<b>23.218</b>	22	9	HAW	57.807	57.966	0.159
23	37	CLEMONS	<b>34.805</b>	51	SMITH	<b>23.270</b>	23	100	REDHEAD	57.853	57.913	0.060
24	100	REDHEAD	<b>34.897</b>	37	CLEMONS	<b>23.306</b>	24	37	CLEMONS	58.111	58.144	0.033
25	113	BRADLEY	<b>35.079</b>	136	FOWLE	<b>23.374</b>	25	51	SMITH	58.504	58.573	0.069
26	51	SMITH	<b>35.234</b>	26	HOPKINS	<b>23.432</b>	26	32	ROBSON	58.860	59.124	0.264
27	32	ROBSON	<b>35.317</b>	32	ROBSON	<b>23.543</b>	27	113	BRADLEY	58.955	59.313	0.358
28	20	DICKINSON	<b>35.426</b>	83	HUTCHEON	<b>23.676</b>	28	83	HUTCHEON	59.353	59.353	0.000
29	69	HALL	<b>35.601</b>	69	HALL	<b>23.826</b>	29	69	HALL	59.427	59.526	0.099
30	139	SMITH	<b>35.658</b>	113	BRADLEY	<b>23.876</b>	30	20	DICKINSON	59.497	59.544	0.047
31	83	HUTCHEON	<b>35.677</b>	139	SMITH	<b>23.925</b>	31	139	SMITH	59.583	59.596	0.013
32	68	MARSHALL	<b>36.057</b>	20	DICKINSON	<b>24.071</b>	32	68	MARSHALL	1:00.496	1:00.700	0.204
33	71	HENLY	<b>38.055</b>	68	MARSHALL	<b>24.439</b>	33	71	HENLY	1:03.048	1:03.048	0.000
34				71	HENLY	<b>24.993</b>	34	26	HOPKINS		1:24.219	

Weather / Track : Cloudy / Dry

Results can be found at [www.tsl-timing.com](http://www.tsl-timing.com)

Brands Hatch Indy  
Circuit Length = 1.2079 miles  
Start: 14:19 Flag 14:30 End: 14:31

Printed - 14:34 Sunday, 04 October 2015