



BMCRC-MRO Championships 2018

**Round 1
Brands Hatch Indy**

10th / 11th March 2018



Results Provided by Timing Solutions Ltd
www.tsl-timing.com

BMCRC-MRO Championships 2018



CHILTON MOTORS LTD
MZ CHAMPIONSHIP



BMZRC 250 MZ & Blue Haze GP

Brands Hatch Indy Circuit

10th / 11th March 2018



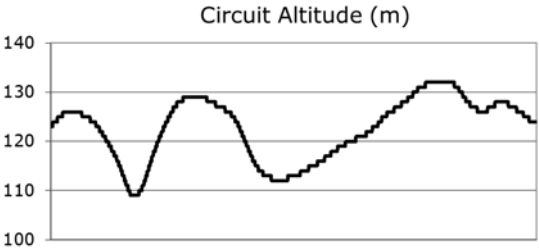
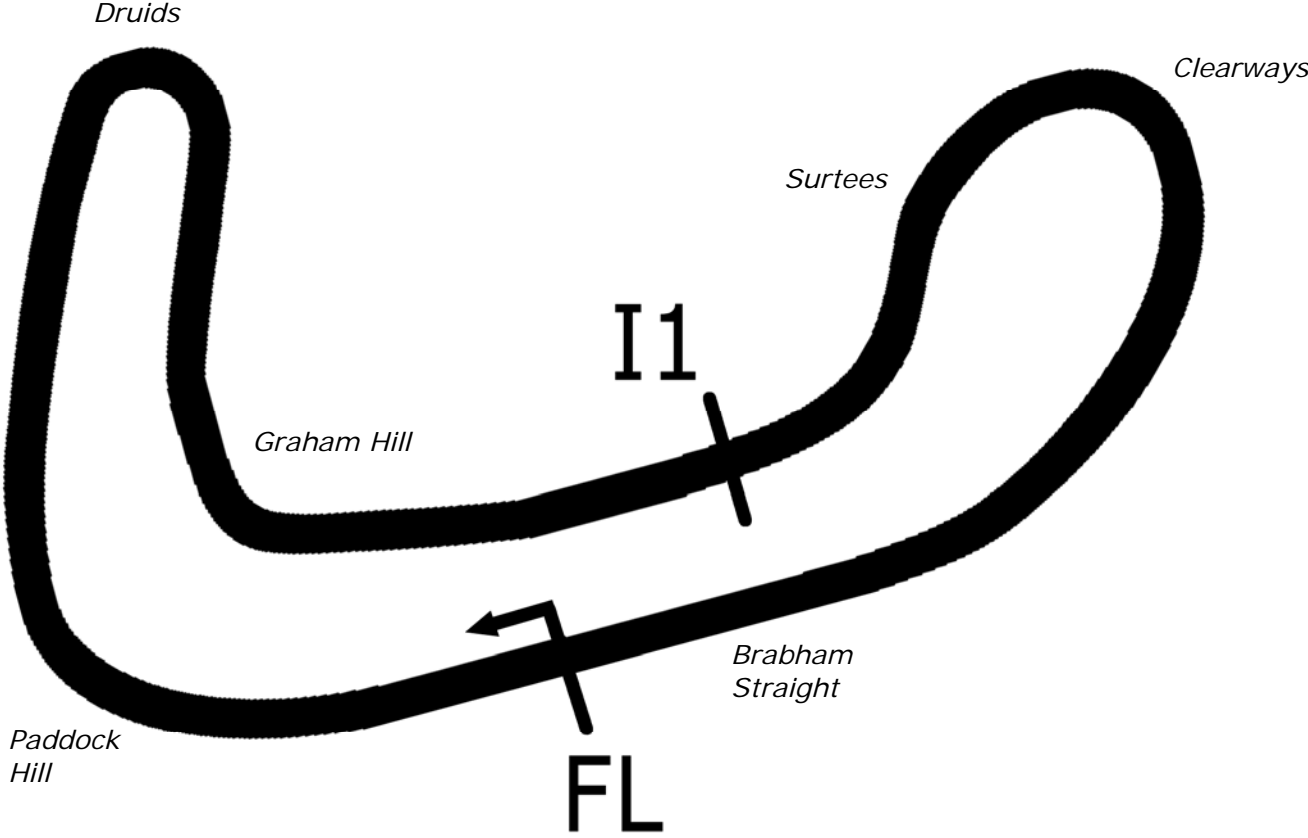
Results Provided by Timing Solutions Ltd
www.tsl-timing.com

Brands Hatch Indy



SPORTS TIMING

TIMING SOLUTIONS LTD



Length	1.2079 miles	1944.0 m	
FL		51.36032 N	0.26032 E
I1	1112m	51.35934 N	0.25955 E
Pit Entry	1669m	51.35911 N	0.25743 E
Pit Exit	83m after FL	51.36017 N	0.26051 E
Pit Entry–Pit Exit 332m, 19.9s @60kph, 14.9s @80kph			

BMCRC - MRO Championships 2018 - Rnd 1 @ Brands Hatch Indy

Chilton Motors BMZRC 250 MZ & Blue Haze 2-Stroke GP

QUALIFYING - CLASSIFICATION

POS	NO	CL	PIC NAME	ENTRY	TIME	ON	LAPS	GAP	DIFF	MPH
1	91	GPF	1 Dan WRIGHT	Yamaha TZR250 -	1:03.003	7	7			69.02
2	96		1 Chris KENT	MZ - Me, Myself & I	1:03.056	12	12	0.053	0.053	68.96
3	82		2 Mark TAYLOR	MZ - B K NOLTE contracts limited	1:03.250	6	8	0.247	0.194	68.75
4	44		3 Robert DESOY	MZ - Eastern Garage Racing	1:03.529	3	13	0.526	0.279	68.45
5	33		4 Greg WRIGHT	MZ - Neos-IT	1:03.707	11	13	0.704	0.178	68.25
6	55	GPF	2 Nick COOPER	Aprilia RS250 MK2 - Skint Racing - Wemoto.com and Mr	1:03.864	11	12	0.861	0.157	68.09
7	85		5 Andrew WALES	MZ - Illuminated Design LTD	1:04.015	11	13	1.012	0.151	67.93
8	9		6 Gary HOWLETT	MZ - HS Racing	1:04.653	4	10	1.650	0.638	67.26
9	68		7 Graham GARRIQUES	MZ -	1:04.909	11	11	1.906	0.256	66.99
10	3	GP	1 Tom BARRETT	Honda RS250 -	1:04.996	11	11	1.993	0.087	66.90
11	53	GP	2 Mark WHITING	Yamaha TZ250 -	1:05.155	4	4	2.152	0.159	66.74
12	30	GPF	3 Neil HEWSON	Suzuki RGV250 -	1:06.648	9	11	3.645	1.493	65.24
13	31		8 David BIGNELL	MZ -	1:07.526	10	11	4.523	0.878	64.39
14	5		9 Garry SAMETT	MZ - smallmouse	1:07.698	11	11	4.695	0.172	64.23
15	94	R	1 Nick HODGINS	MZ -	1:09.021	11	12	6.018	1.323	63.00
16	21	GPF	4 Ben HUNTER	Yamaha RD350LC -	1:09.263	10	12	6.260	0.242	62.78
17	69	R	2 Alexander MANN	MZ -	1:09.482	8	11	6.479	0.219	62.58
18	40		10 Simon SNOWDEN	MZ - Wheels motorcycles peterborough	1:09.992	9	11	6.989	0.510	62.13
19	71	GPF	5 Richard HICKLING	Aprilia RS125 - All the Pickles	1:10.108	5	5	7.105	0.116	62.02
20	52	GPF	6 Kallam SWYER	Aprilia RS125 - Poole tyres & MOT centre	1:10.442	9	11	7.439	0.334	61.73
21	47		11 Richard FAYERS	MZ -	1:10.993	8	11	7.990	0.551	61.25
22	28	R	3 William BROWN	MZ -	1:11.129	11	11	8.126	0.136	61.13
23	25		12 Chris CHADDERTON	MZ -	1:11.199	4	7	8.196	0.070	61.07
24	95		13 Christopher ROGERS	MZ - CB Racing	1:11.512	1	1	8.509	0.313	60.80
25	32	R	4 John ASHMEAD	MZ -	1:12.730	4	6	9.727	1.218	59.79
26	20		14 Christopher WATSON	MZ - Expert Locksmiths Medway	1:14.688	2	2	11.685	1.958	58.22
27	60	GPF	7 Ian READ	Suzuki RGT460 - MIMS Racing	1:15.768	5	5	12.765	1.080	57.39
28	56	R	5 Russell TURNER	MZ -	1:15.977	4	4	12.974	0.209	57.23
29	98	R	6 Shane NEWMAN	MZ - Newman Racing	1:16.588	3	5	13.585	0.611	56.77
30	29	R	7 Simon HART	MZ -			0			
31	11	GPF	8 Gael MACHARD	Aprilia RS250 -			0			
32	38		15 Chris PETTET	MZ -			0			

Weather / Track : Cloudy / Wet

These results are provisional until the conclusion of any judicial and technical matters.

Brands Hatch Indy

Circuit Length = 1.2079 miles

Start: 10:12 Flag 10:26 End: 10:27

Clerk Of Course :	Timekeeper :
-------------------	--------------

Results can be found at www.tsl-timing.com

Printed - 10:28 Saturday, 10 March 2018



BMCRC - MRO Championships 2018 - Rnd 1 @ Brands Hatch Indy

Chilton Motors BMZRC 250 MZ & Blue Haze 2-Stroke GP

QUALIFYING - SECTOR ANALYSIS



SECTOR 1 = FL to I1, SECTOR 2 = I1 to FL, DIFF = Difference To Personal Best Lap, P = Crossed Finish Line in Pit Lane, D = Time Disallowed

P1		91 GPF		Dan WRIGHT		Yamaha TZR250 -	
IDEAL LAP TIME : 1:02.808		BEST LAP TIME : 1:03.003		DIFFERENCE : 0.195			
LAP	SECTOR 1	SECTOR 2	LAP TIME	MPH	DIFF	TIME OF DAY	
1 -	42.497	26.508	1:09.005	63.01	6.002	10:14:06.235	
2 -	41.660	25.433	1:07.093	64.81	4.090	10:15:13.328	
3 -	38.239	25.393	1:03.632 (2)	68.33	0.629	10:16:16.960	
4 -	38.609	25.445	1:04.054	67.88	1.051	10:17:21.014	
5 -	39.291	25.202	1:04.493	67.42	1.490	10:18:25.507	
6 -	38.151	25.788	1:03.939 (3)	68.01	0.936	10:19:29.446	
7 -	37.606	25.397	1:03.003 (1)	69.02		10:20:32.449	

P2		96		Chris KENT		MZ - Me, Myself & I	
IDEAL LAP TIME : 1:02.578		BEST LAP TIME : 1:03.056		DIFFERENCE : 0.478			
LAP	SECTOR 1	SECTOR 2	LAP TIME	MPH	DIFF	TIME OF DAY	
1 -	42.744	27.337	1:10.081	62.05	7.025	10:14:11.427	
2 -	40.095	26.520	1:06.615	65.27	3.559	10:15:18.042	
3 -	39.120	25.689	1:04.809	67.09	1.753	10:16:22.851	
4 -	38.522	25.470	1:03.992	67.95	0.936	10:17:26.843	
5 -	41.521	32.497	1:14.018	58.75	10.962	10:18:40.861	
6 -	55.009	28.845	1:23.854	51.85	20.798	10:20:04.715	
7 -	39.956	25.647	1:05.603	66.28	2.547	10:21:10.318	
8 -	39.151	25.301	1:04.452	67.47	1.396	10:22:14.770	
9 -	38.375	25.332	1:03.707 (3)	68.25	0.651	10:23:18.477	
10 -	38.858	26.223	1:05.081	66.81	2.025	10:24:23.558	
11 -	38.138	25.233	1:03.371 (2)	68.62	0.315	10:25:26.929	
12 -	37.345	25.711	1:03.056 (1)	68.96		10:26:29.985	

P3		82		Mark TAYLOR		MZ - B K NOLTE contracts limited	
IDEAL LAP TIME : 1:03.078		BEST LAP TIME : 1:03.250		DIFFERENCE : 0.172			
LAP	SECTOR 1	SECTOR 2	LAP TIME	MPH	DIFF	TIME OF DAY	
1 -	40.029	26.380	1:06.409	65.48	3.159	10:14:10.979	
2 -	39.277	25.624	1:04.901	67.00	1.651	10:15:15.880	
3 -	38.184	25.422	1:03.606 (3)	68.36	0.356	10:16:19.486	
4 -	37.801	25.493	1:03.294 (2)	68.70	0.044	10:17:22.780	
5 -	39.320	25.849	1:05.169	66.72	1.919	10:18:27.949	
6 -	37.973	25.277	1:03.250 (1)	68.75		10:19:31.199	
7 -	38.797	25.590	1:04.387	67.53	1.137	10:20:35.586	
8 -	39.806	26.216	1:06.022	65.86	2.772	10:21:41.608	

P4		44		Robert DESSOY		MZ - Eastern Garage Racing	
IDEAL LAP TIME : 1:03.381		BEST LAP TIME : 1:03.529		DIFFERENCE : 0.148			
LAP	SECTOR 1	SECTOR 2	LAP TIME	MPH	DIFF	TIME OF DAY	
1 -	44.172	27.594	1:11.766	60.59	8.237	10:14:11.343	
2 -	39.822	25.722	1:05.544	66.34	2.015	10:15:16.887	
3 -	37.813	25.716	1:03.529 (1)	68.45		10:16:20.416	
4 -	38.654	26.435	1:05.089	66.81	1.560	10:17:25.505	
5 -	39.906	26.896	1:06.802	65.09	3.273	10:18:32.307	
6 -	38.563	26.261	1:04.824	67.08	1.295	10:19:37.131	
7 -	38.502	25.568	1:04.070 (3)	67.87	0.541	10:20:41.201	
8 -	42.323	26.209	1:08.532	63.45	5.003	10:21:49.733	
9 -	38.325	25.875	1:04.200	67.73	0.671	10:22:53.933	
10 -	38.045	25.861	1:03.906 (2)	68.04	0.377	10:23:57.839	
11 -	38.172	26.022	1:04.194	67.74	0.665	10:25:02.033	
12 -	38.893	25.845	1:04.738	67.17	1.209	10:26:06.771	
13 -	38.485	26.110	1:04.595	67.32	1.066	10:27:11.366	

P5		33		Greg WRIGHT		MZ - Neos-IT	
IDEAL LAP TIME : 1:03.355		BEST LAP TIME : 1:03.707		DIFFERENCE : 0.352			
LAP	SECTOR 1	SECTOR 2	LAP TIME	MPH	DIFF	TIME OF DAY	

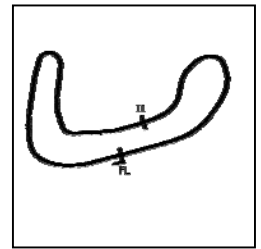
Weather / Track : Cloudy / Wet

Brands Hatch Indy
Circuit Length = 1.2079 miles
Start: 10:12 Flag 10:26 End: 10:27

BMCRC - MRO Championships 2018 - Rnd 1 @ Brands Hatch Indy

Chilton Motors BMZRC 250 MZ & Blue Haze 2-Stroke GP

QUALIFYING - SECTOR ANALYSIS



SECTOR 1 = FL to I1, SECTOR 2 = I1 to FL, DIFF = Difference To Personal Best Lap, P = Crossed Finish Line in Pit Lane, D = Time Disallowed

1 -	41.208	26.652	1:07.860	64.08	4.153	10:14:08.025
2 -	40.435	26.158	1:06.593	65.30	2.886	10:15:14.618
3 -	39.227	25.590	1:04.817	67.09	1.110	10:16:19.435
4 -	39.069	25.773	1:04.842	67.06	1.135	10:17:24.277
5 -	40.956	26.821	1:07.777	64.16	4.070	10:18:32.054
6 -	39.346	26.077	1:05.423	66.46	1.716	10:19:37.477
7 -	38.806	25.316	1:04.122	67.81	0.415	10:20:41.599
8 -	42.118	26.374	1:08.492	63.49	4.785	10:21:50.091
9 -	38.743	25.681	1:04.424	67.49	0.717	10:22:54.515
10 -	38.532	25.367	1:03.899 (3)	68.05	0.192	10:23:58.414
11 -	38.039	25.668	1:03.707 (1)	68.25		10:25:02.121
12 -	38.420	25.356	1:03.776 (2)	68.18	0.069	10:26:05.897
13 -	39.842	27.669	1:07.511	64.41	3.804	10:27:13.408

P6	55 GPF	Nick COOPER	Aprilia RS250 MK2 - Skint Racing - Wemoto.com and Mr Spotch			
IDEAL LAP TIME : 1:03.418		BEST LAP TIME : 1:03.864	DIFFERENCE : 0.446			
LAP	SECTOR 1	SECTOR 2	LAP TIME	MPH	DIFF	TIME OF DAY

1 -	43.243	27.621	1:10.864	61.36	7.000	10:14:19.388
2 -	41.048	27.388	1:08.436	63.54	4.572	10:15:27.824
3 -	38.813	25.813	1:04.626	67.28	0.762	10:16:32.450
4 -	38.308	25.794	1:04.102 (2)	67.83	0.238	10:17:36.552
5 -	38.579	26.103	1:04.682	67.23	0.818	10:18:41.234
6 -	40.444	27.067	1:07.511	64.41	3.647	10:19:48.745
7 -	39.374	25.654	1:05.028	66.87	1.164	10:20:53.773
8 -	41.298	26.818	1:08.116	63.84	4.252	10:22:01.889
9 -	39.081	25.990	1:05.071	66.82	1.207	10:23:06.960
10 -	38.402	26.977	1:05.379	66.51	1.515	10:24:12.339
11 -	38.754	25.110	1:03.864 (1)	68.09		10:25:16.203
12 -	38.547	25.617	1:04.164 (3)	67.77	0.300	10:26:20.367

P7	85	Andrew WALES	MZ - Illuminated Design LTD			
IDEAL LAP TIME : 1:03.953		BEST LAP TIME : 1:04.015	DIFFERENCE : 0.062			
LAP	SECTOR 1	SECTOR 2	LAP TIME	MPH	DIFF	TIME OF DAY

1 -	41.412	26.724	1:08.136	63.82	4.121	10:14:07.418
2 -	40.047	25.954	1:06.001	65.88	1.986	10:15:13.419
3 -	39.023	25.683	1:04.706	67.20	0.691	10:16:18.125
4 -	38.541	26.024	1:04.565	67.35	0.550	10:17:22.690
5 -	40.209	26.654	1:06.863	65.03	2.848	10:18:29.553
6 -	38.926	26.210	1:05.136	66.76	1.121	10:19:34.689
7 -	38.537	26.540	1:05.077	66.82	1.062	10:20:39.766
8 -	40.476	26.352	1:06.828	65.07	2.813	10:21:46.594
9 -	38.727	25.823	1:04.550 (3)	67.36	0.535	10:22:51.144
10 -	38.395	25.872	1:04.267 (2)	67.66	0.252	10:23:55.411
11 -	38.270	25.745	1:04.015 (1)	67.93		10:24:59.426
12 -	39.384	27.076	1:06.460	65.43	2.445	10:26:05.886
13 -	40.706	25.996	1:06.702	65.19	2.687	10:27:12.588

P8	9	Gary HOWLETT	MZ - HS Racing			
IDEAL LAP TIME : 1:04.607		BEST LAP TIME : 1:04.653	DIFFERENCE : 0.046			
LAP	SECTOR 1	SECTOR 2	LAP TIME	MPH	DIFF	TIME OF DAY

1 -	41.401	27.262	1:08.663	63.33	4.010	10:14:11.930
2 -	40.863	27.316	1:08.179	63.78	3.526	10:15:20.109
3 -	38.921	26.039	1:04.960 (2)	66.94	0.307	10:16:25.069
4 -	38.568	26.085	1:04.653 (1)	67.26		10:17:29.722
5 -	39.201	32.674	1:11.875	60.50	7.222	10:18:41.597
6 -	43.047	31.332	1:14.379	58.46	9.726	10:19:55.976
7 -	42.388	27.075	1:09.463	62.60	4.810	10:21:05.439
8 -	39.188	27.573	1:06.761	65.13	2.108	10:22:12.200
9 -	39.423	26.161	1:05.584 (3)	66.30	0.931	10:23:17.784
10 -	39.481	26.208	1:05.689	66.19	1.036	10:24:23.473

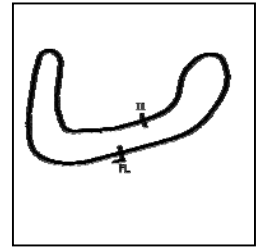
Weather / Track : Cloudy / Wet

Brands Hatch Indy
Circuit Length = 1.2079 miles
Start: 10:12 Flag 10:26 End: 10:27

BMCRC - MRO Championships 2018 - Rnd 1 @ Brands Hatch Indy

Chilton Motors BMZRC 250 MZ & Blue Haze 2-Stroke GP

QUALIFYING - SECTOR ANALYSIS



SECTOR 1 = FL to I1, SECTOR 2 = I1 to FL, DIFF = Difference To Personal Best Lap, P = Crossed Finish Line in Pit Lane, D = Time Disallowed

P9 68		Graham GARRIQUES		MZ -		
IDEAL LAP TIME : 1:04.785		BEST LAP TIME : 1:04.909		DIFFERENCE : 0.124		
LAP	SECTOR 1	SECTOR 2	LAP TIME	MPH	DIFF	TIME OF DAY
1 -	52.300	31.977	1:24.277	51.59	19.368	10:14:49.461
2 -	45.597	32.044	1:17.641	56.00	12.732	10:16:07.102
3 -	51.373	27.499	1:18.872	55.13	13.963	10:17:25.974
4 -	41.824	27.640	1:09.464	62.60	4.555	10:18:35.438
5 -	42.697	27.430	1:10.127	62.01	5.218	10:19:45.565
6 -	40.565	26.564	1:07.129	64.77	2.220	10:20:52.694
7 -	42.760	28.309	1:11.069	61.18	6.160	10:22:03.763
8 -	40.126	25.922	1:06.048	65.84	1.139	10:23:09.811
9 -	39.283	26.001	1:05.284 (2)	66.61	0.375	10:24:15.095
10 -	39.808	25.869	1:05.677 (3)	66.21	0.768	10:25:20.772
11 -	38.916	25.993	1:04.909 (1)	66.99		10:26:25.681

P10 3 GP		Tom BARRETT		Honda RS250 -		
IDEAL LAP TIME : 1:04.996		BEST LAP TIME : 1:04.996		DIFFERENCE : 0.000		
LAP	SECTOR 1	SECTOR 2	LAP TIME	MPH	DIFF	TIME OF DAY
1 -	50.918	31.714	1:22.632	52.62	17.636	10:14:42.264
2 -	47.881	31.034	1:18.915	55.10	13.919	10:16:01.179
3 -	44.465	28.545	1:13.010	59.56	8.014	10:17:14.189
4 -	42.793	28.278	1:11.071	61.18	6.075	10:18:25.260
5 -	42.222	27.418	1:09.640	62.44	4.644	10:19:34.900
6 -	41.857	25.972	1:07.829	64.11	2.833	10:20:42.729
7 -	42.823	27.566	1:10.389	61.77	5.393	10:21:53.118
8 -	42.014	26.389	1:08.403	63.57	3.407	10:23:01.521
9 -	41.024	26.094	1:07.118 (3)	64.79	2.122	10:24:08.639
10 -	40.411	25.968	1:06.379 (2)	65.51	1.383	10:25:15.018
11 -	39.356	25.640	1:04.996 (1)	66.90		10:26:20.014

P11 53 GP		Mark WHITING		Yamaha TZ250 -		
IDEAL LAP TIME : 1:05.155		BEST LAP TIME : 1:05.155		DIFFERENCE : 0.000		
LAP	SECTOR 1	SECTOR 2	LAP TIME	MPH	DIFF	TIME OF DAY
1 -	44.949	26.571	1:11.520	60.80	6.365	10:14:54.187
2 -	40.991	26.506	1:07.497 (3)	64.42	2.342	10:16:01.684
3 -	41.061	25.615	1:06.676 (2)	65.21	1.521	10:17:08.360
4 -	39.601	25.554	1:05.155 (1)	66.74		10:18:13.515

P12 30 GPF		Neil HEWSON		Suzuki RGV250 -		
IDEAL LAP TIME : 1:06.391		BEST LAP TIME : 1:06.648		DIFFERENCE : 0.257		
LAP	SECTOR 1	SECTOR 2	LAP TIME	MPH	DIFF	TIME OF DAY
1 -	51.980	30.518	1:22.498	52.71	15.850	10:14:36.921
2 -	47.944	29.766	1:17.710	55.95	11.062	10:15:54.631
3 -	46.250	28.600	1:14.850	58.09	8.202	10:17:09.481
4 -	43.694	27.332	1:11.026	61.22	4.378	10:18:20.507
5 -	42.799	27.309	1:10.108	62.02	3.460	10:19:30.615
6 -	42.255	27.866	1:10.121	62.01	3.473	10:20:40.736
7 -	44.692	27.542	1:12.234	60.20	5.586	10:21:52.970
8 -	41.742	26.565	1:08.307	63.66	1.659	10:23:01.277
9 -	40.653	25.995	1:06.648 (1)	65.24		10:24:07.925
10 -	40.542	26.838	1:07.380 (2)	64.53	0.732	10:25:15.305
11 -	41.672	25.849	1:07.521 (3)	64.40	0.873	10:26:22.826

P13 31		David BIGNELL		MZ -		
IDEAL LAP TIME : 1:07.526		BEST LAP TIME : 1:07.526		DIFFERENCE : 0.000		
LAP	SECTOR 1	SECTOR 2	LAP TIME	MPH	DIFF	TIME OF DAY
1 -	50.434	31.288	1:21.722	53.21	14.196	10:14:43.496
2 -	47.071	32.056	1:19.127	54.95	11.601	10:16:02.623
3 -	46.088	29.593	1:15.681	57.45	8.155	10:17:18.304

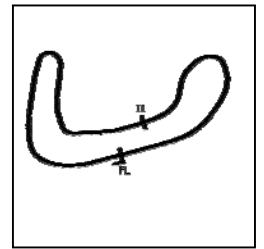
Weather / Track : Cloudy / Wet

Brands Hatch Indy
Circuit Length = 1.2079 miles
Start: 10:12 Flag 10:26 End: 10:27

BMCRC - MRO Championships 2018 - Rnd 1 @ Brands Hatch Indy

Chilton Motors BMZRC 250 MZ & Blue Haze 2-Stroke GP

QUALIFYING - SECTOR ANALYSIS



SECTOR 1 = FL to I1, SECTOR 2 = I1 to FL, DIFF = Difference To Personal Best Lap, P = Crossed Finish Line in Pit Lane, D = Time Disallowed

4 -	45.626	28.139	1:13.765	58.95	6.239	10:18:32.069
5 -	42.545	27.829	1:10.374	61.79	2.848	10:19:42.443
6 -	41.549	27.766	1:09.315	62.73	1.789	10:20:51.758
7 -	43.483	29.124	1:12.607	59.89	5.081	10:22:04.365
8 -	42.012	27.729	1:09.741	62.35	2.215	10:23:14.106
9 -	41.400	27.499	1:08.899 (3)	63.11	1.373	10:24:23.005
10 -	40.302	27.224	1:07.526 (1)	64.39		10:25:30.531
11 -	40.322	27.236	1:07.558 (2)	64.36	0.032	10:26:38.089

P14 5		Garry SAMETT		MZ - smallmouse			
IDEAL LAP TIME : 1:07.698		BEST LAP TIME : 1:07.698		DIFFERENCE : 0.000			
LAP	SECTOR 1	SECTOR 2	LAP TIME	MPH	DIFF	TIME OF DAY	
1 -	53.033	31.064	1:24.097	51.70	16.399	10:14:46.291	
2 -	47.339	31.807	1:19.146	54.94	11.448	10:16:05.437	
3 -	46.221	28.212	1:14.433	58.42	6.735	10:17:19.870	
4 -	46.122	29.328	1:15.450	57.63	7.752	10:18:35.320	
5 -	44.241	27.542	1:11.783	60.57	4.085	10:19:47.103	
6 -	42.291	27.551	1:09.842	62.26	2.144	10:20:56.945	
7 -	43.434	27.765	1:11.199	61.07	3.501	10:22:08.144	
8 -	41.889	27.181	1:09.070 (2)	62.95	1.372	10:23:17.214	
9 -	41.751	27.773	1:09.524	62.54	1.826	10:24:26.738	
10 -	42.381	27.081	1:09.462 (3)	62.60	1.764	10:25:36.200	
11 -	41.080	26.618	1:07.698 (1)	64.23		10:26:43.898	

P15 94 R		Nick HODGINS		MZ -			
IDEAL LAP TIME : 1:08.872		BEST LAP TIME : 1:09.021		DIFFERENCE : 0.149			
LAP	SECTOR 1	SECTOR 2	LAP TIME	MPH	DIFF	TIME OF DAY	
1 -	45.430	28.743	1:14.173	58.62	5.152	10:14:21.234	
2 -	44.538	28.353	1:12.891	59.65	3.870	10:15:34.125	
3 -	42.758	28.060	1:10.818	61.40	1.797	10:16:44.943	
4 -	42.514	28.099	1:10.613	61.58	1.592	10:17:55.556	
5 -	42.768	27.810	1:10.578	61.61	1.557	10:19:06.134	
6 -	42.199	27.645	1:09.844	62.26	0.823	10:20:15.978	
7 -	42.668	27.489	1:10.157	61.98	1.136	10:21:26.135	
8 -	41.655	27.555	1:09.210 (3)	62.83	0.189	10:22:35.345	
9 -	41.782	27.530	1:09.312	62.73	0.291	10:23:44.657	
10 -	41.383	27.763	1:09.146 (2)	62.89	0.125	10:24:53.803	
11 -	41.435	27.586	1:09.021 (1)	63.00		10:26:02.824	
12 -	41.663	27.711	1:09.374	62.68	0.353	10:27:12.198	

P16 21 GPF		Ben HUNTER		Yamaha RD350LC -			
IDEAL LAP TIME : 1:08.548		BEST LAP TIME : 1:09.263		DIFFERENCE : 0.715			
LAP	SECTOR 1	SECTOR 2	LAP TIME	MPH	DIFF	TIME OF DAY	
1 -	43.210	27.418	1:10.628	61.57	1.365	10:14:17.778	
2 -	42.386	27.579	1:09.965	62.15	0.702	10:15:27.743	
3 -	42.134	27.321	1:09.455	62.61	0.192	10:16:37.198	
4 -	42.253	27.099	1:09.352 (2)	62.70	0.089	10:17:46.550	
5 -	42.377	27.227	1:09.604	62.47	0.341	10:18:56.154	
6 -	42.861	27.818	1:10.679	61.52	1.416	10:20:06.833	
7 -	42.816	27.367	1:10.183	61.96	0.920	10:21:17.016	
8 -	42.813	26.706	1:09.519	62.55	0.256	10:22:26.535	
9 -	42.194	27.251	1:09.445 (3)	62.61	0.182	10:23:35.980	
10 -	41.842	27.421	1:09.263 (1)	62.78		10:24:45.243	
11 -	42.510	26.937	1:09.447	62.61	0.184	10:25:54.690	
12 -	43.228	27.091	1:10.319	61.84	1.056	10:27:05.009	

P17 69 R		Alexander MANN		MZ -			
IDEAL LAP TIME : 1:09.008		BEST LAP TIME : 1:09.482		DIFFERENCE : 0.474			
LAP	SECTOR 1	SECTOR 2	LAP TIME	MPH	DIFF	TIME OF DAY	
1 -	52.686	31.576	1:24.262	51.60	14.780	10:14:48.016	

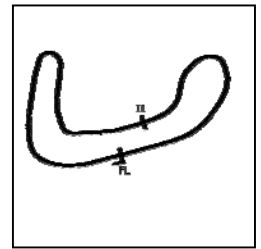
Weather / Track : Cloudy / Wet

Brands Hatch Indy
Circuit Length = 1.2079 miles
Start: 10:12 Flag 10:26 End: 10:27

BMCRC - MRO Championships 2018 - Rnd 1 @ Brands Hatch Indy

Chilton Motors BMZRC 250 MZ & Blue Haze 2-Stroke GP

QUALIFYING - SECTOR ANALYSIS



SECTOR 1 = FL to I1, SECTOR 2 = I1 to FL, DIFF = Difference To Personal Best Lap, P = Crossed Finish Line in Pit Lane, D = Time Disallowed

2 -	47.659	31.158	1:18.817	55.17	9.335	10:16:06.833
3 -	47.313	29.204	1:16.517	56.83	7.035	10:17:23.350
4 -	44.499	28.289	1:12.788	59.74	3.306	10:18:36.138
5 -	44.240	29.415	1:13.655	59.04	4.173	10:19:49.793
6 -	42.390	28.179	1:10.569	61.62	1.087	10:21:00.362
7 -	43.163	27.680	1:10.843	61.38	1.361	10:22:11.205
8 -	42.184	27.298	1:09.482 (1)	62.58		10:23:20.687
9 -	41.710	27.863	1:09.573 (2)	62.50	0.091	10:24:30.260
10 -	44.135	28.833	1:12.968	59.59	3.486	10:25:43.228
11 -	42.016	27.677	1:09.693 (3)	62.39	0.211	10:26:52.921

P18 40		Simon SNOWDEN		MZ - Wheels motorcycles peterborough			
IDEAL LAP TIME : 1:09.839		BEST LAP TIME : 1:09.992		DIFFERENCE : 0.153			
LAP	SECTOR 1	SECTOR 2	LAP TIME	MPH	DIFF	TIME OF DAY	
1 -	51.081	32.681	1:23.762	51.91	13.770	10:14:37.579	
2 -	48.974	31.627	1:20.601	53.95	10.609	10:15:58.180	
3 -	47.002	30.349	1:17.351	56.21	7.359	10:17:15.531	
4 -	46.164	29.669	1:15.833	57.34	5.841	10:18:31.364	
5 -	45.010	29.728	1:14.738	58.18	4.746	10:19:46.102	
6 -	44.007	29.444	1:13.451	59.20	3.459	10:20:59.553	
7 -	44.745	28.466	1:13.211	59.39	3.219	10:22:12.764	
8 -	42.614	28.013	1:10.627 (2)	61.57	0.635	10:23:23.391	
9 -	42.215	27.777	1:09.992 (1)	62.13		10:24:33.383	
10 -	42.105	28.671	1:10.776 (3)	61.44	0.784	10:25:44.159	
11 -	42.062	29.382	1:11.444	60.86	1.452	10:26:55.603	

P19 71 GPF		Richard HICKLING		Aprilia RS125 - All the Pickles			
IDEAL LAP TIME : 1:09.812		BEST LAP TIME : 1:10.108		DIFFERENCE : 0.296			
LAP	SECTOR 1	SECTOR 2	LAP TIME	MPH	DIFF	TIME OF DAY	
1 -	48.704	30.495	1:19.199	54.90	9.091	10:14:35.468	
2 -	47.870	30.431	1:18.301	55.53	8.193	10:15:53.769	
3 -	44.890	28.322	1:13.212 (3)	59.39	3.104	10:17:06.981	
4 -	42.947	27.490	1:10.437 (2)	61.73	0.329	10:18:17.418	
5 -	42.322	27.786	1:10.108 (1)	62.02		10:19:27.526	

P20 52 GPF		Kallam SWYER		Aprilia RS125 - Poole tyres & MOT centre			
IDEAL LAP TIME : 1:10.442		BEST LAP TIME : 1:10.442		DIFFERENCE : 0.000			
LAP	SECTOR 1	SECTOR 2	LAP TIME	MPH	DIFF	TIME OF DAY	
1 -	54.071	30.509	1:24.580	51.41	14.138	10:14:46.625	
2 -	47.563	31.130	1:18.693	55.26	8.251	10:16:05.318	
3 -	48.124	28.641	1:16.765	56.64	6.323	10:17:22.083	
4 -	46.273	28.776	1:15.049	57.94	4.607	10:18:37.132	
5 -	45.534	28.018	1:13.552	59.12	3.110	10:19:50.684	
6 -	47.468	27.688	1:15.156	57.86	4.714	10:21:05.840	
7 -	44.621	26.979	1:11.600 (2)	60.73	1.158	10:22:17.440	
8 -	45.061	27.196	1:12.257 (3)	60.18	1.815	10:23:29.697	
9 -	43.667	26.775	1:10.442 (1)	61.73		10:24:40.139	
10 -	46.107	27.816	1:13.923	58.82	3.481	10:25:54.062	
11 -	44.261	29.059	1:13.320	59.30	2.878	10:27:07.382	

P21 47		Richard FAYERS		MZ -			
IDEAL LAP TIME : 1:10.993		BEST LAP TIME : 1:10.993		DIFFERENCE : 0.000			
LAP	SECTOR 1	SECTOR 2	LAP TIME	MPH	DIFF	TIME OF DAY	
1 -	50.410	31.533	1:21.943	53.06	10.950	10:14:35.239	
2 -	49.728	30.652	1:20.380	54.10	9.387	10:15:55.619	
3 -	46.989	29.384	1:16.373	56.93	5.380	10:17:11.992	
4 -	44.682	29.230	1:13.912	58.83	2.919	10:18:25.904	
5 -	44.256	29.016	1:13.272	59.34	2.279	10:19:39.176	
6 -	43.427	28.621	1:12.048 (3)	60.35	1.055	10:20:51.224	
7 -	43.703	28.862	1:12.565	59.92	1.572	10:22:03.789	

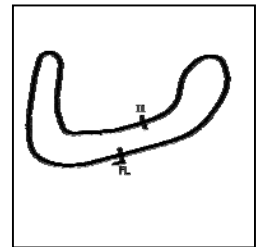
Weather / Track : Cloudy / Wet

Brands Hatch Indy
Circuit Length = 1.2079 miles
Start: 10:12 Flag 10:26 End: 10:27

BMCRC - MRO Championships 2018 - Rnd 1 @ Brands Hatch Indy

Chilton Motors BMZRC 250 MZ & Blue Haze 2-Stroke GP

QUALIFYING - SECTOR ANALYSIS



SECTOR 1 = FL to I1, SECTOR 2 = I1 to FL, DIFF = Difference To Personal Best Lap, P = Crossed Finish Line in Pit Lane, D = Time Disallowed

8 -	42.630	28.363	1:10.993 (1)	61.25		10:23:14.782
9 -	42.846	28.979	1:11.825 (2)	60.54	0.832	10:24:26.607
10 -	47.337	29.714	1:17.051	56.43	6.058	10:25:43.658
11 -	45.612	28.789	1:14.401	58.44	3.408	10:26:58.059

P22 28 R		William BROWN		MZ -		
IDEAL LAP TIME : 1:10.809		BEST LAP TIME : 1:11.129		DIFFERENCE : 0.320		
LAP	SECTOR 1	SECTOR 2	LAP TIME	MPH	DIFF	TIME OF DAY
1 -	51.049	31.594	1:22.643	52.61	11.514	10:14:33.803
2 -	49.045	32.173	1:21.218	53.54	10.089	10:15:55.021
3 -	49.387	30.868	1:20.255	54.18	9.126	10:17:15.276
4 -	47.368	29.897	1:17.265	56.28	6.136	10:18:32.541
5 -	47.113	30.698	1:17.811	55.88	6.682	10:19:50.352
6 -	48.982	31.631	1:20.613	53.94	9.484	10:21:10.965
7 -	46.353	29.790	1:16.143	57.11	5.014	10:22:27.108
8 -	45.299	28.882	1:14.181	58.62	3.052	10:23:41.289
9 -	44.235	28.777	1:13.012 (2)	59.56	1.883	10:24:54.301
10 -	45.166	28.134	1:13.300 (3)	59.32	2.171	10:26:07.601
11 -	42.675	28.454	1:11.129 (1)	61.13		10:27:18.730

P23 25		Chris CHADDERTON		MZ -		
IDEAL LAP TIME : 1:11.199		BEST LAP TIME : 1:11.199		DIFFERENCE : 0.000		
LAP	SECTOR 1	SECTOR 2	LAP TIME	MPH	DIFF	TIME OF DAY
1 -	45.513	29.650	1:15.163	57.85	3.964	10:14:20.563
2 -	45.228	29.208	1:14.436	58.42	3.237	10:15:34.999
3 -	44.090	27.973	1:12.063 (3)	60.34	0.864	10:16:47.062
4 -	43.261	27.938	1:11.199 (1)	61.07		10:17:58.261
5 -	43.351	28.260	1:11.611 (2)	60.72	0.412	10:19:09.872
6 -	43.722	28.415	1:12.137	60.28	0.938	10:20:22.009
7 -	43.708	28.494	1:12.202	60.22	1.003	10:21:34.211

P24 95		Christopher ROGERS		MZ - CB Racing		
IDEAL LAP TIME : 1:08.900		BEST LAP TIME : 1:11.512		DIFFERENCE : 2.612		
LAP	SECTOR 1	SECTOR 2	LAP TIME	MPH	DIFF	TIME OF DAY
1 -	43.459	28.053	1:11.512 (1)	60.80		10:14:11.590

P25 32 R		John ASHMEAD		MZ -		
IDEAL LAP TIME : 1:12.730		BEST LAP TIME : 1:12.730		DIFFERENCE : 0.000		
LAP	SECTOR 1	SECTOR 2	LAP TIME	MPH	DIFF	TIME OF DAY
1 -	46.786	29.570	1:16.356	56.95	3.626	10:14:23.225
2 -	44.622	29.165	1:13.787 (2)	58.93	1.057	10:15:37.012
3 -	44.529	29.548	1:14.077 (3)	58.70	1.347	10:16:51.089
4 -	43.815	28.915	1:12.730 (1)	59.79		10:18:03.819
5 -	46.120	30.403	1:16.523	56.82	3.793	10:19:20.342
6 -	46.529	29.904	1:16.433	56.89	3.703	10:20:36.775

P26 20		Christopher WATSON		MZ - Expert Locksmiths Medway		
IDEAL LAP TIME : 1:14.688		BEST LAP TIME : 1:14.688		DIFFERENCE : 0.000		
LAP	SECTOR 1	SECTOR 2	LAP TIME	MPH	DIFF	TIME OF DAY
1 -	47.857	30.302	1:18.159 (2)	55.63	3.471	10:14:22.826
2 -	44.855	29.833	1:14.688 (1)	58.22		10:15:37.514

P27 60 GPF		Ian READ		Suzuki RGT460 - MIMS Racing		
IDEAL LAP TIME : 1:15.147		BEST LAP TIME : 1:15.768		DIFFERENCE : 0.621		
LAP	SECTOR 1	SECTOR 2	LAP TIME	MPH	DIFF	TIME OF DAY
1 -	49.927	31.623	1:21.550	53.32	5.782	10:14:41.445
2 -	48.313	31.746	1:20.059	54.31	4.291	10:16:01.504
3 -	46.615	29.742	1:16.357 (3)	56.95	0.589	10:17:17.861

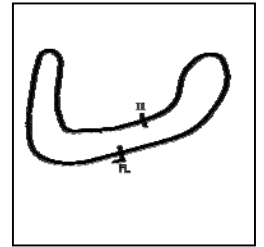
Weather / Track : Cloudy / Wet

Brands Hatch Indy
Circuit Length = 1.2079 miles
Start: 10:12 Flag 10:26 End: 10:27

BMCRC - MRO Championships 2018 - Rnd 1 @ Brands Hatch Indy

Chilton Motors BMZRC 250 MZ & Blue Haze 2-Stroke GP

QUALIFYING - SECTOR ANALYSIS



SECTOR 1 = FL to I1, SECTOR 2 = I1 to FL, DIFF = Difference To Personal Best Lap, P = Crossed Finish Line in Pit Lane, D = Time Disallowed

4 -	47.151	29.203	1:16.354 (2)	56.95	0.586	10:18:34.215
5 -	45.944	29.824	1:15.768 (1)	57.39		10:19:49.983

P28		56 R		Russell TURNER		MZ -	
IDEAL LAP TIME : 1:15.710		BEST LAP TIME : 1:15.977		DIFFERENCE : 0.267			
LAP	SECTOR 1	SECTOR 2	LAP TIME	MPH	DIFF	TIME OF DAY	
1 -	52.113	30.100	1:22.213	52.89	6.236	10:14:44.504	
2 -	46.360	31.982	1:18.342 (3)	55.50	2.365	10:16:02.846	
3 -	46.500	29.580	1:16.080 (2)	57.15	0.103	10:17:18.926	
4 -	46.627	29.350	1:15.977 (1)	57.23		10:18:34.903	

P29		98 R		Shane NEWMAN		MZ - Newman Racing	
IDEAL LAP TIME : 1:16.253		BEST LAP TIME : 1:16.588		DIFFERENCE : 0.335			
LAP	SECTOR 1	SECTOR 2	LAP TIME	MPH	DIFF	TIME OF DAY	
1 -	52.329	31.163	1:23.492	52.08	6.904	10:14:44.592	
2 -	48.169	30.769	1:18.938 (3)	55.08	2.350	10:16:03.530	
3 -	46.951	29.637	1:16.588 (1)	56.77		10:17:20.118	
4 -	46.616	30.224	1:16.840 (2)	56.59	0.252	10:18:36.958	
5 -	48.584	31.625	1:20.209	54.21	3.621	10:19:57.167	

BMCRC - MRO Championships 2018 - Rnd 1 @ Brands Hatch Indy

Chilton Motors BMZRC 250 MZ & Blue Haze 2-Stroke GP

QUALIFYING - BEST SECTORS

POS	NO	NAME	SECTOR 1		SECTOR 2		IDEAL / BEST COMPARISON						
			TIME	NO	NAME	TIME	POS	NO	NAME	IDEAL	BEST	DIFF	
									PERFECT LAP	1:02.455			
1	96	KENT	37.345	55	COOPER	25.110	1	96	KENT	1:02.578	1:03.056	0.478	
2	91	WRIGHT	37.606	91	WRIGHT	25.202	2	91	WRIGHT	1:02.808	1:03.003	0.195	
3	82	TAYLOR	37.801	96	KENT	25.233	3	82	TAYLOR	1:03.078	1:03.250	0.172	
4	44	DESSOY	37.813	82	TAYLOR	25.277	4	33	WRIGHT	1:03.355	1:03.707	0.352	
5	33	WRIGHT	38.039	33	WRIGHT	25.316	5	44	DESSOY	1:03.381	1:03.529	0.148	
6	85	WALES	38.270	53	WHITING	25.554	6	55	COOPER	1:03.418	1:03.864	0.446	
7	55	COOPER	38.308	44	DESSOY	25.568	7	85	WALES	1:03.953	1:04.015	0.062	
8	9	HOWLETT	38.568	3	BARRETT	25.640	8	9	HOWLETT	1:04.607	1:04.653	0.046	
9	68	GARRIQUES	38.916	85	WALES	25.683	9	68	GARRIQUES	1:04.785	1:04.909	0.124	
10	3	BARRETT	39.356	30	HEWSON	25.849	10	3	BARRETT	1:04.996	1:04.996	0.000	
11	53	WHITING	39.601	68	GARRIQUES	25.869	11	53	WHITING	1:05.155	1:05.155	0.000	
12	31	BIGNELL	40.302	9	HOWLETT	26.039	12	30	HEWSON	1:06.391	1:06.648	0.257	
13	30	HEWSON	40.542	5	SAMETT	26.618	13	31	BIGNELL	1:07.526	1:07.526	0.000	
14	95	ROGERS	40.847	21	HUNTER	26.706	14	5	SAMETT	1:07.698	1:07.698	0.000	
15	5	SAMETT	41.080	52	SWYER	26.775	15	21	HUNTER	1:08.548	1:09.263	0.715	
16	94	HODGINS	41.383	31	BIGNELL	27.224	16	94	HODGINS	1:08.872	1:09.021	0.149	
17	69	MANN	41.710	69	MANN	27.298	17	95	ROGERS	1:08.900	1:11.512	2.612	
18	21	HUNTER	41.842	94	HODGINS	27.489	18	69	MANN	1:09.008	1:09.482	0.474	
19	40	SNOWDEN	42.062	71	HICKLING	27.490	19	71	HICKLING	1:09.812	1:10.108	0.296	
20	71	HICKLING	42.322	40	SNOWDEN	27.777	20	40	SNOWDEN	1:09.839	1:09.992	0.153	
21	47	FAYERS	42.630	25	CHADDERTON	27.938	21	52	SWYER	1:10.442	1:10.442	0.000	
22	28	BROWN	42.675	95	ROGERS	28.053	22	28	BROWN	1:10.809	1:11.129	0.320	
23	25	CHADDERTON	43.261	28	BROWN	28.134	23	47	FAYERS	1:10.993	1:10.993	0.000	
24	52	SWYER	43.667	47	FAYERS	28.363	24	25	CHADDERTON	1:11.199	1:11.199	0.000	
25	32	ASHMEAD	43.815	32	ASHMEAD	28.915	25	32	ASHMEAD	1:12.730	1:12.730	0.000	
26	20	WATSON	44.855	60	READ	29.203	26	20	WATSON	1:14.688	1:14.688	0.000	
27	60	READ	45.944	56	TURNER	29.350	27	60	READ	1:15.147	1:15.768	0.621	
28	29	HART	46.062	98	NEWMAN	29.637	28	56	TURNER	1:15.710	1:15.977	0.267	
29	56	TURNER	46.360	20	WATSON	29.833	29	98	NEWMAN	1:16.253	1:16.588	0.335	
30	98	NEWMAN	46.616										
31													
32													


BMCRC - MRO Championships 2018 - Rnd 1 @ Brands Hatch Indy

Chilton Motors BMZRC 250 MZ & Blue Haze 2-Stroke GP

RACE 5 - GRID (10 Laps)

ROW 13	39		38	0 Jeremy HILL	37	11 Gael MACHARD
ROW 12	36	1:15.768 60 Ian READ	35	1:10.442 52 Kallam SWYER	34	1:10.108 71 Richard HICKLING
ROW 11	33	1:09.263 21 Ben HUNTER	32	1:06.648 30 Neil HEWSON	31	1:05.155 53 Mark WHITING
ROW 10	30	1:04.996 3 Tom BARRETT	29	1:03.864 55 Nick COOPER	28	1:03.003 91 Dan WRIGHT
ROW 9	27		26		25	
ROW 8	24		23	6 Jerry FROST	22	38 Chris PETTET
ROW 7	21	29 Simon HART	20	1:16.588 98 Shane NEWMAN	19	1:15.977 56 Russell TURNER
ROW 6	18	1:14.688 20 Christopher WATSON	17	1:12.730 32 John ASHMEAD	16	1:11.512 95 Christopher ROGERS
ROW 5	15	1:11.199 25 Chris CHADDERTON	14	1:11.129 28 William BROWN	13	1:10.993 47 Richard FAYERS
ROW 4	12	1:09.992 40 Simon SNOWDEN	11	1:09.482 69 Alexander MANN	10	1:09.021 94 Nick HODGINS
ROW 3	9	1:07.698 5 Garry SAMETT	8	1:07.526 31 David BIGNELL	7	1:04.909 68 Graham GARRIQUES
ROW 2	6	1:04.653 9 Gary HOWLETT	5	1:04.015 85 Andrew WALES	4	1:03.707 33 Greg WRIGHT
ROW 1	3	1:03.529 44 Robert DESSOY	2	1:03.250 82 Mark TAYLOR	1	1:03.056 96 Chris KENT

Pole



Brands Hatch Indy
 Circuit Length = 1.2079 miles

These results are provisional until the conclusion of any judicial and technical matters.

Clerk Of Course :	Timekeeper :
-------------------	--------------

Results can be found at www.tsl-timing.com

Printed - 10:31 Saturday, 10 March 2018



BMCRC - MRO Championships 2018 - Rnd 1 @ Brands Hatch Indy

Chilton Motors BMZRC 250 MZ & Blue Haze 2-Stroke GP

RACE 5 - CLASSIFICATION

POS	NO	CL	PIC NAME	ENTRY	LAPS	TIME	GAP	DIFF	MPH	BEST	ON
1	82		1 Mark TAYLOR	MZ - B K NOLTE contracts limited	10	10:33.679			68.62	1:02.179	5
2	33		2 Greg WRIGHT	MZ - Neos-IT	10	10:38.882	5.203	5.203	68.06	1:01.366	10
3	44		3 Robert DESSOY	MZ - Eastern Garage Racing	10	10:39.483	5.804	0.601	68.00	1:01.700	10
4	85		4 Andrew WALES	MZ - Illuminated Design LTD	10	10:39.532	5.853	0.049	67.99	1:01.467	8
5	9		5 Gary HOWLETT	MZ - HS Racing	10	10:55.917	22.238	16.385	66.29	1:03.325	10
6	96		6 Chris KENT	MZ - Me, Myself & I	10	11:04.960	31.281	9.043	65.39	1:04.212	7
7	31		7 David BIGNELL	MZ -	10	11:14.786	41.107	9.826	64.44	1:04.337	9
8	95		8 Christopher ROGERS	MZ - CB Racing	10	11:17.373	43.694	2.587	64.19	1:04.222	10
9	5		9 Garry SAMETT	MZ - smallmouse	10	11:23.419	49.740	6.046	63.63	1:05.390	7
10	94	R	1 Nick HODGINS	MZ -	10	11:23.738	50.059	0.319	63.60	1:05.696	10
11	69*	R	2 Alexander MANN	MZ -	10	11:27.062	53.383	3.324	63.29	1:05.648	8
12	20		10 Christopher WATSON	MZ - Expert Locksmiths Medway	10	11:34.456	1:00.777	7.394	62.61	1:06.934	8
13	28	R	3 William BROWN	MZ -	9	10:36.796	1 Lap	1 Lap	61.45	1:06.121	8
14	32	R	4 John ASHMEAD	MZ -	9	10:37.175	1 Lap	0.379	61.42	1:08.578	8
15	40		11 Simon SNOWDEN	MZ - Wheels motorcycles peterborough	9	10:37.547	1 Lap	0.372	61.38	1:08.303	9
16	21	GPF	1 Ben HUNTER	Yamaha RD350LC -	9	10:44.257	1 Lap	6.710	60.74	1:05.256	9
17	0	GP	1 Jeremy HILL	Yamaha YZR500 - LT-Info.com / ELP Racing	9	10:44.942	1 Lap	0.685	60.68	1:02.818	8
18	91	GPF	2 Dan WRIGHT	Yamaha TZR250 -	9	10:45.013	1 Lap	0.071	60.67	1:04.420	7
19	47		12 Richard FAYERS	MZ -	9	10:46.990	1 Lap	1.977	60.49	1:08.663	7
20	56	R	5 Russell TURNER	MZ -	9	10:52.362	1 Lap	5.372	59.99	1:08.851	7
21	25		13 Chris CHADDERTON	MZ -	9	10:56.668	1 Lap	4.306	59.60	1:10.958	4
22	30	GPF	3 Neil HEWSON	Suzuki RGV250 -	9	11:07.139	1 Lap	10.471	58.66	1:07.101	9
23	71	GPF	4 Richard HICKLING	Aprilia RS125 - All the Pickles	9	11:20.544	1 Lap	13.405	57.50	1:06.485	9
24	11	GPF	5 Gael MACHARD	Aprilia RS250 -	9	11:22.303	1 Lap	1.759	57.36	1:05.671	9
25	60	GPF	6 Ian READ	Suzuki RGT460 - MiMS Racing	8	10:50.905	2 Laps	1 Lap	53.44	1:13.113	7

NOT CLASSIFIED

DNF	98	R	Shane NEWMAN	MZ - Newman Racing	4	5:05.766	6 Laps	4 Laps	56.88	1:11.405	4
DNF	29	R	Simon HART	MZ -	2	2:42.768	8 Laps	2 Laps	53.43	1:15.260	2
DNF	38		Chris PETTET	MZ -	1	1:27.748	9 Laps	1 Lap	49.55		
DNF	55	GPF	Nick COOPER	Aprilia RS250 MK2 - Skint Racing - Wemoto.com an	1	2:06.000	9 Laps	38.252	34.51		
DNF	3	GP	Tom BARRETT	Honda RS250 -	0						
DNF	53	GP	Mark WHITING	Yamaha TZ250 -	0						
DNF	52	GPF	Kallam SWYER	Aprilia RS125 - Poole tyres & MOT centre	0						

FASTEST LAP

33			Greg WRIGHT	MZ - Neos-IT	10	1:01.366		70.86 mph	114.04 kph
0	GP		Jeremy HILL	Yamaha YZR500 - LT-Info.com / ELP Racing	8	1:02.818		69.22 mph	111.40 kph
91	GPF		Dan WRIGHT	Yamaha TZR250 -	7	1:04.420		67.50 mph	108.63 kph
69	R		Alexander MANN	MZ -	8	1:05.648		66.24 mph	106.60 kph

* No. 69 - 10 second penalty - jump start
 Class - 92.5% of Race Speed = 63.47 mph
 Class R - 92.5% of Race Speed = 58.83 mph
 Class GPF - 92.5% of Race Speed = 56.18 mph
 Class GP - 92.5% of Race Speed = 56.12 mph

Brands Hatch Indy
 Circuit Length = 1.2079 miles
 Start: 14:02 Flag 14:13 End: 14:14

Weather / Track : Cloudy / Damp

These results are provisional until the conclusion of any judicial and technical matters.

Clerk Of Course :	Timekeeper :
-------------------	--------------

Results can be found at www.tsl-timing.com

Printed - 14:16 Saturday, 10 March 2018



BMCRC - MRO Championships 2018 - Rnd 1 @ Brands Hatch Indy

Chilton Motors BMZRC 250 MZ & Blue Haze 2-Stroke GP

RACE 5 - LAP CHART

LAP 1 @ 14:03:44.659														
NO	BEHIND	LAP TIME												
82		1:09.375	44	0.434	1:03.662	31	24.477	1:07.343	28	56.456	1:08.350	85	5.853	1:01.601
33	0.782	1:10.157	33	1.789	1:05.179	69	24.670	1:07.432	60	1 Lap	1:14.938	21	1 Lap	1:05.256
44	1.358	1:10.733	85	2.622	1:05.113	95	27.599	1:06.963	47	59.108	1:08.663	0	1 Lap	1:02.940
85	2.356	1:11.731	11	1 Lap	1:14.028	94	29.100	1:08.828	56	59.379	1:08.851	91	1 Lap	1:06.427
96	4.767	1:14.142	60	1 Lap	1:16.971	5	31.550	1:07.227				47	1 Lap	1:09.154
9	5.057	1:14.432	9	7.378	1:05.371	60	1 Lap	1:15.443				60	2 Laps	1:13.649
31	6.038	1:15.413	96	11.011	1:06.514	20	32.610	1:08.380				56	1 Lap	1:13.487
69	6.772	1:16.147	31	13.495	1:07.878	32	39.109	1:09.601				9	22.238	1:03.325
94	8.335	1:17.710	69	14.127	1:07.305	40	39.531	1:10.712				25	1 Lap	1:12.727
95	9.432	1:18.807	94	17.368	1:08.257	25	43.809	1:11.723				96	31.281	1:06.274
40	9.533	1:18.908	95	18.126	1:07.850	28	44.320	1:09.643				30	1 Lap	1:07.101
20	10.105	1:19.480	20	20.305	1:08.960	47	44.826	1:10.569				31	41.107	1:04.464
5	10.507	1:19.882	5	20.556	1:08.433	56	46.171	1:10.176				69	43.383	1:05.900
25	11.089	1:20.464	40	22.476	1:11.217	21	58.046	1:06.373				95	43.694	1:04.222
32	12.348	1:21.723	32	24.954	1:09.957	91	1:01.066	1:05.372				71	1 Lap	1:06.485
47	13.541	1:22.916	25	25.790	1:11.688							11	1 Lap	1:05.671
56	14.618	1:23.993	47	28.468	1:11.270							5	49.740	1:05.935
28	15.337	1:24.712	28	29.514	1:11.286							94	50.059	1:05.696
98	17.693	1:27.068	56	29.819	1:11.643							20	1:00.777	1:09.026
29	18.133	1:27.508	98	36.924	1:12.194									
38	18.373	1:27.748	21	49.484	1:07.191									
21	43.823	1:53.198	91	53.806	1:07.383									
91	45.827	1:55.202	0	57.163	1:08.162									
0	48.281	1:57.656	30	1:00.136	1:09.995									
30	49.157	1:58.532												
71	52.589	2:01.964												
60	56.556	2:05.931												
55	56.625	2:06.000												
11	57.435	2:06.810												

LAP 2 @ 14:04:47.859		
NO	BEHIND	LAP TIME
82		1:03.200
33	1.472	1:03.890
44	1.634	1:03.476
85	2.371	1:03.215
9	6.869	1:05.012
96	9.359	1:07.792
31	10.479	1:07.641
69	11.684	1:08.112
94	13.973	1:08.838
95	15.138	1:08.906
40	16.121	1:09.788
20	16.207	1:09.302
5	16.985	1:09.678
25	18.964	1:11.075
32	19.859	1:10.711
47	22.060	1:11.719
56	23.038	1:11.620
28	23.090	1:10.953
98	29.592	1:15.099
29	30.193	1:15.260
21	47.155	1:06.532
91	51.285	1:08.658
0	53.863	1:08.782
30	55.003	1:09.046
71	1:02.645	1:13.256

LAP 3 @ 14:05:52.721		
NO	BEHIND	LAP TIME
82		1:04.862

LAP 4 @ 14:06:55.204		
NO	BEHIND	LAP TIME
82		1:02.483
44	0.880	1:02.929
33	2.511	1:03.205
85	3.437	1:03.298
71	1 Lap	1:11.355
9	12.022	1:07.127
11	1 Lap	1:12.036
96	14.934	1:06.406
60	1 Lap	1:15.520
31	19.313	1:08.301
69	19.417	1:07.773
94	22.451	1:07.566
95	22.815	1:07.172
20	26.409	1:08.587
5	26.502	1:08.429
40	30.998	1:11.005
32	31.687	1:09.216
25	34.265	1:10.958
47	36.436	1:10.451
28	36.856	1:09.825
56	38.174	1:10.838
98	45.846	1:11.405
21	53.852	1:06.851
91	57.873	1:06.550
0	1:01.768	1:07.088

LAP 5 @ 14:07:57.383		
NO	BEHIND	LAP TIME
82		1:02.179
44	1.892	1:03.191
85	3.951	1:02.693
33	3.964	1:03.632
30	1 Lap	1:08.995
9	14.340	1:04.497
71	1 Lap	1:11.189
96	17.315	1:04.560
11	1 Lap	1:09.663

LAP 6 @ 14:08:59.603		
NO	BEHIND	LAP TIME
82		1:02.220
0	1 Lap	1:06.693
85	4.882	1:03.151
33	4.921	1:03.177
44	5.067	1:05.395
30	1 Lap	1:09.229
9	16.782	1:04.662
96	20.515	1:05.420
71	1 Lap	1:10.097
11	1 Lap	1:10.139
69	28.682	1:06.232
31	29.166	1:06.909
95	31.759	1:06.380
94	33.901	1:07.021
5	35.515	1:06.185
20	38.757	1:08.367
60	1 Lap	1:15.340
32	45.999	1:09.110
40	46.928	1:09.617
28	50.562	1:08.462
47	52.901	1:10.295
56	52.984	1:09.033
25	54.223	1:12.634
21	1:01.842	1:06.016

LAP 7 @ 14:10:02.059		
NO	BEHIND	LAP TIME
82		1:02.456
91	1 Lap	1:04.988
44	5.311	1:02.700
33	5.740	1:03.275
85	6.518	1:04.092
0	1 Lap	1:06.724
30	1 Lap	1:07.713
9	18.367	1:04.041
96	22.271	1:04.212
71	1 Lap	1:09.399
69	32.986	1:06.760
31	33.078	1:06.368
11	1 Lap	1:08.385
95	35.471	1:06.168
94	38.176	1:06.731
5	38.449	1:05.390
20	44.050	1:07.749
32	53.215	1:09.672
40	54.074	1:09.602

LAP 8 @ 14:11:04.396		
NO	BEHIND	LAP TIME
82		1:02.337
25	1 Lap	1:12.722
21	1 Lap	1:05.996
91	1 Lap	1:04.420
44	5.067	1:02.093
33	5.225	1:01.822
85	5.648	1:01.467
0	1 Lap	1:04.079
9	19.939	1:03.909
30	1 Lap	1:07.963
96	24.804	1:04.870
69	36.297	1:05.648
71	1 Lap	1:08.640
31	36.873	1:06.132
95	38.244	1:05.110
11	1 Lap	1:08.532
5	41.637	1:05.525
94	41.796	1:05.957
20	48.647	1:06.934
32	59.456	1:08.578
40	1:00.132	1:08.395
28	1:00.240	1:06.121

LAP 9 @ 14:12:06.649		
NO	BEHIND	LAP TIME
82		1:02.253
60	2 Laps	1:13.113
33	6.151	1:03.179
44	6.418	1:03.604
47	1 Lap	1:11.953
85	6.566	1:03.171
91	1 Lap	1:06.013
56	1 Lap	1:12.721
21	1 Lap	1:06.844
0	1 Lap	1:02.818
25	1 Lap	1:12.677
9	21.227	1:03.541
96	27.321	1:04.770
30	1 Lap	1:08.565
31	38.957	1:04.337
69	39.797	1:05.753
95	41.786	1:05.795
71	1 Lap	1:08.159
11	1 Lap	1:07.039
5	46.119	1:06.735
94	46.677	1:07.134
20	54.065	1:07.671

LAP 10 @ 14:13:08.963		
NO	BEHIND	LAP TIME
82		1:02.314
28	1 Lap	1:07.444
32	1 Lap	1:08.607
40	1 Lap	1:08.303
33	5.203	1:01.366
44	5.804	1:01.700

Brands Hatch Indy
Circuit Length = 1.2079 miles
Start: 14:02 Flag 14:13 End: 14:14

Weather / Track : Cloudy / Damp

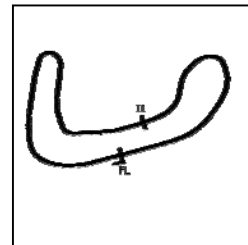
Results can be found at www.tsl-timing.com

Printed - 14:16 Saturday, 10 March 2018

BMCRC - MRO Championships 2018 - Rnd 1 @ Brands Hatch Indy

Chilton Motors BMZRC 250 MZ & Blue Haze 2-Stroke GP

RACE 5 - SECTOR ANALYSIS



SECTOR 1 = FL to I1, SECTOR 2 = I1 to FL, DIFF = Difference To Personal Best Lap, P = Crossed Finish Line in Pit Lane, D = Time Disallowed

P1 82		Mark TAYLOR		MZ - B K NOLTE contracts limited		
IDEAL LAP TIME : 1:01.966		BEST LAP TIME : 1:02.179		DIFFERENCE : 0.213		
LAP	SECTOR 1	SECTOR 2	LAP TIME	MPH	DIFF	TIME OF DAY
1 -		25.582	1:09.375	62.68	7.196	14:03:44.659
2 -	37.899	25.301	1:03.200	68.80	1.021	14:04:47.859
3 -	39.364	25.498	1:04.862	67.04	2.683	14:05:52.721
4 -	37.595	24.888	1:02.483	69.59	0.304	14:06:55.204
5 -	37.188	24.991	1:02.179 (1)	69.93		14:07:57.383
6 -	37.377	24.843	1:02.220 (2)	69.89	0.041	14:08:59.603
7 -	37.676	24.780	1:02.456	69.62	0.277	14:10:02.059
8 -	37.365	24.972	1:02.337	69.75	0.158	14:11:04.396
9 -	37.475	24.778	1:02.253 (3)	69.85	0.074	14:12:06.649
10 -	37.355	24.959	1:02.314	69.78	0.135	14:13:08.963

P2 33		Greg WRIGHT		MZ - Neos-IT		
IDEAL LAP TIME : 1:01.366		BEST LAP TIME : 1:01.366		DIFFERENCE : 0.000		
LAP	SECTOR 1	SECTOR 2	LAP TIME	MPH	DIFF	TIME OF DAY
1 -		25.500	1:10.157	61.98	8.791	14:03:45.441
2 -	38.507	25.383	1:03.890	68.06	2.524	14:04:49.331
3 -	38.732	26.447	1:05.179	66.71	3.813	14:05:54.510
4 -	37.984	25.221	1:03.205	68.80	1.839	14:06:57.715
5 -	37.902	25.730	1:03.632	68.33	2.266	14:08:01.347
6 -	37.344	25.833	1:03.177 (3)	68.83	1.811	14:09:04.524
7 -	38.425	24.850	1:03.275	68.72	1.909	14:10:07.799
8 -	37.023	24.799	1:01.822 (2)	70.34	0.456	14:11:09.621
9 -	37.360	25.819	1:03.179	68.82	1.813	14:12:12.800
10 -	36.860	24.506	1:01.366 (1)	70.86		14:13:14.166

P3 44		Robert DESSOY		MZ - Eastern Garage Racing		
IDEAL LAP TIME : 1:01.684		BEST LAP TIME : 1:01.700		DIFFERENCE : 0.016		
LAP	SECTOR 1	SECTOR 2	LAP TIME	MPH	DIFF	TIME OF DAY
1 -		26.012	1:10.733	61.47	9.033	14:03:46.017
2 -	38.099	25.377	1:03.476	68.50	1.776	14:04:49.493
3 -	38.052	25.610	1:03.662	68.30	1.962	14:05:53.155
4 -	37.618	25.311	1:02.929	69.10	1.229	14:06:56.084
5 -	37.897	25.294	1:03.191	68.81	1.491	14:07:59.275
6 -	38.477	26.918	1:05.395	66.49	3.695	14:09:04.670
7 -	37.530	25.170	1:02.700 (3)	69.35	1.000	14:10:07.370
8 -	37.332	24.761	1:02.093 (2)	70.03	0.393	14:11:09.463
9 -	37.369	26.235	1:03.604	68.36	1.904	14:12:13.067
10 -	36.923	24.777	1:01.700 (1)	70.47		14:13:14.767

P4 85		Andrew WALES		MZ - Illuminated Design LTD		
IDEAL LAP TIME : 1:01.237		BEST LAP TIME : 1:01.467		DIFFERENCE : 0.230		
LAP	SECTOR 1	SECTOR 2	LAP TIME	MPH	DIFF	TIME OF DAY
1 -		25.750	1:11.731	60.62	10.264	14:03:47.015
2 -	37.844	25.371	1:03.215	68.79	1.748	14:04:50.230
3 -	38.248	26.865	1:05.113	66.78	3.646	14:05:55.343
4 -	37.985	25.313	1:03.298	68.70	1.831	14:06:58.641
5 -	37.377	25.316	1:02.693 (3)	69.36	1.226	14:08:01.334
6 -	37.162	25.989	1:03.151	68.86	1.684	14:09:04.485
7 -	39.371	24.721	1:04.092	67.84	2.625	14:10:08.577
8 -	36.782	24.685	1:01.467 (1)	70.74		14:11:10.044
9 -	37.992	25.179	1:03.171	68.83	1.704	14:12:13.215
10 -	37.146	24.455	1:01.601 (2)	70.59	0.134	14:13:14.816

P5 9		Gary HOWLETT		MZ - HS Racing		
IDEAL LAP TIME : 1:03.307		BEST LAP TIME : 1:03.325		DIFFERENCE : 0.018		
LAP	SECTOR 1	SECTOR 2	LAP TIME	MPH	DIFF	TIME OF DAY

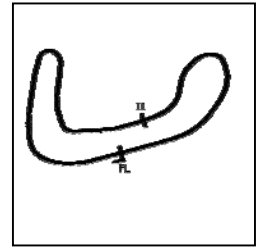
Weather / Track : Cloudy / Damp

Brands Hatch Indy
Circuit Length = 1.2079 miles
Start: 14:02 Flag 14:13 End: 14:14

BMCRC - MRO Championships 2018 - Rnd 1 @ Brands Hatch Indy

Chilton Motors BMZRC 250 MZ & Blue Haze 2-Stroke GP

RACE 5 - SECTOR ANALYSIS



SECTOR 1 = FL to I1, SECTOR 2 = I1 to FL, DIFF = Difference To Personal Best Lap, P = Crossed Finish Line in Pit Lane, D = Time Disallowed

1 -		27.391	1:14.432	58.42	11.107	14:03:49.716
2 -	39.126	25.886	1:05.012	66.88	1.687	14:04:54.728
3 -	38.738	26.633	1:05.371	66.52	2.046	14:06:00.099
4 -	40.664	26.463	1:07.127	64.78	3.802	14:07:07.226
5 -	38.250	26.247	1:04.497	67.42	1.172	14:08:11.723
6 -	38.388	26.274	1:04.662	67.25	1.337	14:09:16.385
7 -	38.421	25.620	1:04.041	67.90	0.716	14:10:20.426
8 -	38.462	25.447	1:03.909 (3)	68.04	0.584	14:11:24.335
9 -	37.943	25.598	1:03.541 (2)	68.43	0.216	14:12:27.876
10 -	37.961	25.364	1:03.325 (1)	68.67		14:13:31.201

P6 96		Chris KENT		MZ - Me, Myself & I			
IDEAL LAP TIME : 1:04.059		BEST LAP TIME : 1:04.212		DIFFERENCE : 0.153			
LAP	SECTOR 1	SECTOR 2	LAP TIME	MPH	DIFF	TIME OF DAY	
1 -		27.450	1:14.142	58.65	9.930	14:03:49.426	
2 -	40.902	26.890	1:07.792	64.14	3.580	14:04:57.218	
3 -	39.824	26.690	1:06.514	65.37	2.302	14:06:03.732	
4 -	40.139	26.267	1:06.406	65.48	2.194	14:07:10.138	
5 -	38.699	25.861	1:04.560 (2)	67.35	0.348	14:08:14.698	
6 -	39.386	26.034	1:05.420	66.47	1.208	14:09:20.118	
7 -	38.565	25.647	1:04.212 (1)	67.72		14:10:24.330	
8 -	39.135	25.735	1:04.870	67.03	0.658	14:11:29.200	
9 -	39.276	25.494	1:04.770 (3)	67.13	0.558	14:12:33.970	
10 -	39.443	26.831	1:06.274	65.61	2.062	14:13:40.244	

P7 31		David BIGNELL		MZ -			
IDEAL LAP TIME : 1:04.122		BEST LAP TIME : 1:04.337		DIFFERENCE : 0.215			
LAP	SECTOR 1	SECTOR 2	LAP TIME	MPH	DIFF	TIME OF DAY	
1 -		27.621	1:15.413	57.66	11.076	14:03:50.697	
2 -	40.395	27.246	1:07.641	64.28	3.304	14:04:58.338	
3 -	40.569	27.309	1:07.878	64.06	3.541	14:06:06.216	
4 -	40.160	28.141	1:08.301	63.66	3.964	14:07:14.517	
5 -	40.638	26.705	1:07.343	64.57	3.006	14:08:21.860	
6 -	39.396	27.513	1:06.909	64.99	2.572	14:09:28.769	
7 -	39.902	26.466	1:06.368	65.52	2.031	14:10:35.137	
8 -	39.201	26.931	1:06.132 (3)	65.75	1.795	14:11:41.269	
9 -	38.394	25.943	1:04.337 (1)	67.59		14:12:45.606	
10 -	38.179	26.285	1:04.464 (2)	67.45	0.127	14:13:50.070	

P8 95		Christopher ROGERS		MZ - CB Racing			
IDEAL LAP TIME : 1:04.222		BEST LAP TIME : 1:04.222		DIFFERENCE : 0.000			
LAP	SECTOR 1	SECTOR 2	LAP TIME	MPH	DIFF	TIME OF DAY	
1 -		28.346	1:18.807	55.18	14.585	14:03:54.091	
2 -	41.485	27.421	1:08.906	63.10	4.684	14:05:02.997	
3 -	40.612	27.238	1:07.850	64.09	3.628	14:06:10.847	
4 -	39.960	27.212	1:07.172	64.73	2.950	14:07:18.019	
5 -	40.275	26.688	1:06.963	64.94	2.741	14:08:24.982	
6 -	39.327	27.053	1:06.380	65.51	2.158	14:09:31.362	
7 -	39.434	26.734	1:06.168	65.72	1.946	14:10:37.530	
8 -	38.950	26.160	1:05.110 (2)	66.78	0.888	14:11:42.640	
9 -	39.580	26.215	1:05.795 (3)	66.09	1.573	14:12:48.435	
10 -	38.274	25.948	1:04.222 (1)	67.71		14:13:52.657	

P9 5		Garry SAMETT		MZ - smallmouse			
IDEAL LAP TIME : 1:04.985		BEST LAP TIME : 1:05.390		DIFFERENCE : 0.405			
LAP	SECTOR 1	SECTOR 2	LAP TIME	MPH	DIFF	TIME OF DAY	
1 -		28.783	1:19.882	54.43	14.492	14:03:55.166	
2 -	42.246	27.432	1:09.678	62.41	4.288	14:05:04.844	
3 -	41.224	27.209	1:08.433	63.54	3.043	14:06:13.277	
4 -	40.947	27.482	1:08.429	63.54	3.039	14:07:21.706	

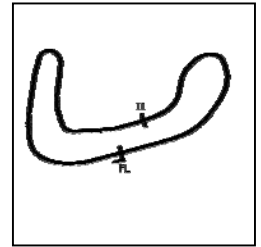
Weather / Track : Cloudy / Damp

Brands Hatch Indy
Circuit Length = 1.2079 miles
Start: 14:02 Flag 14:13 End: 14:14

BMCRC - MRO Championships 2018 - Rnd 1 @ Brands Hatch Indy

Chilton Motors BMZRC 250 MZ & Blue Haze 2-Stroke GP

RACE 5 - SECTOR ANALYSIS



SECTOR 1 = FL to I1, SECTOR 2 = I1 to FL, DIFF = Difference To Personal Best Lap, P = Crossed Finish Line in Pit Lane, D = Time Disallowed

5 -	40.774	26.453	1:07.227	64.68	1.837	14:08:28.933
6 -	39.649	26.536	1:06.185	65.70	0.795	14:09:35.118
7 -	39.404	25.986	1:05.390 (1)	66.50		14:10:40.508
8 -	38.999	26.526	1:05.525 (2)	66.36	0.135	14:11:46.033
9 -	40.046	26.689	1:06.735	65.16	1.345	14:12:52.768
10 -	39.282	26.653	1:05.935 (3)	65.95	0.545	14:13:58.703

P10	94 R	Nick HODGINS	MZ -
IDEAL LAP TIME : 1:05.372		BEST LAP TIME : 1:05.696	DIFFERENCE : 0.324

LAP	SECTOR 1	SECTOR 2	LAP TIME	MPH	DIFF	TIME OF DAY
1 -		28.043	1:17.710	55.95	12.014	14:03:52.994
2 -	41.427	27.411	1:08.838	63.17	3.142	14:05:01.832
3 -	41.166	27.091	1:08.257	63.70	2.561	14:06:10.089
4 -	40.498	27.068	1:07.566	64.36	1.870	14:07:17.655
5 -	42.022	26.806	1:08.828	63.18	3.132	14:08:26.483
6 -	40.137	26.884	1:07.021	64.88	1.325	14:09:33.504
7 -	40.149	26.582	1:06.731 (3)	65.16	1.035	14:10:40.235
8 -	39.958	25.999	1:05.957 (2)	65.93	0.261	14:11:46.192
9 -	40.090	27.044	1:07.134	64.77	1.438	14:12:53.326
10 -	39.373	26.323	1:05.696 (1)	66.19		14:13:59.022

P11	69 R	Alexander MANN	MZ -
IDEAL LAP TIME : 1:05.280		BEST LAP TIME : 1:05.648	DIFFERENCE : 0.368

LAP	SECTOR 1	SECTOR 2	LAP TIME	MPH	DIFF	TIME OF DAY
1 -		27.412	1:16.147	57.10	10.499	14:03:51.431
2 -	41.187	26.925	1:08.112	63.84	2.464	14:04:59.543
3 -	40.606	26.699	1:07.305	64.61	1.657	14:06:06.848
4 -	40.481	27.292	1:07.773	64.16	2.125	14:07:14.621
5 -	41.163	26.269	1:07.432	64.48	1.784	14:08:22.053
6 -	39.347	26.885	1:06.232	65.65	0.584	14:09:28.285
7 -	40.233	26.527	1:06.760	65.13	1.112	14:10:35.045
8 -	39.073	26.575	1:05.648 (1)	66.24		14:11:40.693
9 -	39.546	26.207	1:05.753 (2)	66.13	0.105	14:12:46.446
10 -	39.655	26.245	1:05.900 (3)	65.98	0.252	14:13:52.346

P12	20	Christopher WATSON	MZ - Expert Locksmiths Medway
IDEAL LAP TIME : 1:06.934		BEST LAP TIME : 1:06.934	DIFFERENCE : 0.000

LAP	SECTOR 1	SECTOR 2	LAP TIME	MPH	DIFF	TIME OF DAY
1 -		28.623	1:19.480	54.71	12.546	14:03:54.764
2 -	41.839	27.463	1:09.302	62.74	2.368	14:05:04.066
3 -	41.346	27.614	1:08.960	63.05	2.026	14:06:13.026
4 -	41.054	27.533	1:08.587	63.40	1.653	14:07:21.613
5 -	41.189	27.191	1:08.380	63.59	1.446	14:08:29.993
6 -	41.120	27.247	1:08.367	63.60	1.433	14:09:38.360
7 -	40.601	27.148	1:07.749 (3)	64.18	0.815	14:10:46.109
8 -	39.958	26.976	1:06.934 (1)	64.96		14:11:53.043
9 -	40.482	27.189	1:07.671 (2)	64.26	0.737	14:13:00.714
10 -	40.878	28.148	1:09.026	62.99	2.092	14:14:09.740

P13	28 R	William BROWN	MZ -
IDEAL LAP TIME : 1:06.121		BEST LAP TIME : 1:06.121	DIFFERENCE : 0.000

LAP	SECTOR 1	SECTOR 2	LAP TIME	MPH	DIFF	TIME OF DAY
1 -		29.582	1:24.712	51.33	18.591	14:03:59.996
2 -	42.300	28.653	1:10.953	61.28	4.832	14:05:10.949
3 -	42.457	28.829	1:11.286	61.00	5.165	14:06:22.235
4 -	41.734	28.091	1:09.825	62.27	3.704	14:07:32.060
5 -	41.706	27.937	1:09.643	62.44	3.522	14:08:41.703
6 -	41.298	27.164	1:08.462	63.51	2.341	14:09:50.165
7 -	40.458	27.892	1:08.350 (3)	63.62	2.229	14:10:58.515
8 -	39.518	26.603	1:06.121 (1)	65.76		14:12:04.636

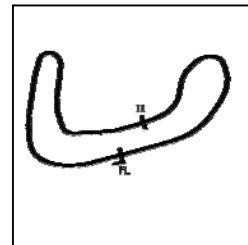
Weather / Track : Cloudy / Damp

Brands Hatch Indy
Circuit Length = 1.2079 miles
Start: 14:02 Flag 14:13 End: 14:14

BMCRC - MRO Championships 2018 - Rnd 1 @ Brands Hatch Indy

Chilton Motors BMZRC 250 MZ & Blue Haze 2-Stroke GP

RACE 5 - SECTOR ANALYSIS



SECTOR 1 = FL to I1, SECTOR 2 = I1 to FL, DIFF = Difference To Personal Best Lap, P = Crossed Finish Line in Pit Lane, D = Time Disallowed

9 - 40.687 26.757 1:07.444 (2) 64.47 1.323 14:13:12.080

P14 32 R		John ASHMEAD		MZ -		
IDEAL LAP TIME : 1:08.347		BEST LAP TIME : 1:08.578		DIFFERENCE : 0.231		
LAP	SECTOR 1	SECTOR 2	LAP TIME	MPH	DIFF	TIME OF DAY
1 -		28.678	1:21.723	53.21	13.145	14:03:57.007
2 -	43.009	27.702	1:10.711	61.49	2.133	14:05:07.718
3 -	41.723	28.234	1:09.957	62.16	1.379	14:06:17.675
4 -	41.755	27.461	1:09.216	62.82	0.638	14:07:26.891
5 -	42.485	27.116	1:09.601	62.47	1.023	14:08:36.492
6 -	41.372	27.738	1:09.110 (3)	62.92	0.532	14:09:45.602
7 -	42.144	27.528	1:09.672	62.41	1.094	14:10:55.274
8 -	41.475	27.103	1:08.578 (1)	63.41		14:12:03.852
9 -	41.632	26.975	1:08.607 (2)	63.38	0.029	14:13:12.459

P15 40		Simon SNOWDEN		MZ - Wheels motorcycles peterborough		
IDEAL LAP TIME : 1:08.139		BEST LAP TIME : 1:08.303		DIFFERENCE : 0.164		
LAP	SECTOR 1	SECTOR 2	LAP TIME	MPH	DIFF	TIME OF DAY
1 -		28.582	1:18.908	55.10	10.605	14:03:54.192
2 -	41.678	28.110	1:09.788	62.31	1.485	14:05:03.980
3 -	42.605	28.612	1:11.217	61.06	2.914	14:06:15.197
4 -	42.207	28.798	1:11.005	61.24	2.702	14:07:26.202
5 -	42.680	28.032	1:10.712	61.49	2.409	14:08:36.914
6 -	41.325	28.292	1:09.617	62.46	1.314	14:09:46.531
7 -	41.787	27.815	1:09.602 (3)	62.47	1.299	14:10:56.133
8 -	40.936	27.459	1:08.395 (2)	63.58	0.092	14:12:04.528
9 -	41.100	27.203	1:08.303 (1)	63.66		14:13:12.831

P16 21 GPF		Ben HUNTER		Yamaha RD350LC -		
IDEAL LAP TIME : 1:05.155		BEST LAP TIME : 1:05.256		DIFFERENCE : 0.101		
LAP	SECTOR 1	SECTOR 2	LAP TIME	MPH	DIFF	TIME OF DAY
1 -	40.319	26.620	1:53.198	38.41	47.942	14:04:28.482
2 -	39.723	26.809	1:06.532	65.36	1.276	14:05:35.014
3 -	40.396	26.795	1:07.191	64.72	1.935	14:06:42.205
4 -	40.202	26.649	1:06.851	65.04	1.595	14:07:49.056
5 -	40.064	26.309	1:06.373	65.51	1.117	14:08:55.429
6 -	39.646	26.370	1:06.016 (3)	65.87	0.760	14:10:01.445
7 -	39.859	26.137	1:05.996 (2)	65.89	0.740	14:11:07.441
8 -	40.543	26.301	1:06.844	65.05	1.588	14:12:14.285
9 -	39.747	25.509	1:05.256 (1)	66.63		14:13:19.541

P17 0 GP		Jeremy HILL		Yamaha YZR500 - LT-Info.com / ELP Racing		
IDEAL LAP TIME : 1:02.818		BEST LAP TIME : 1:02.818		DIFFERENCE : 0.000		
LAP	SECTOR 1	SECTOR 2	LAP TIME	MPH	DIFF	TIME OF DAY
1 -	43.263	27.883	1:57.656	36.96	54.838	14:04:32.940
2 -	41.256	27.526	1:08.782	63.22	5.964	14:05:41.722
3 -	40.924	27.238	1:08.162	63.79	5.344	14:06:49.884
4 -	40.244	26.844	1:07.088	64.81	4.270	14:07:56.972
5 -	39.916	26.777	1:06.693	65.20	3.875	14:09:03.665
6 -	40.555	26.169	1:06.724	65.17	3.906	14:10:10.389
7 -	38.616	25.463	1:04.079 (3)	67.86	1.261	14:11:14.468
8 -	37.526	25.292	1:02.818 (1)	69.22		14:12:17.286
9 -	37.562	25.378	1:02.940 (2)	69.09	0.122	14:13:20.226

P18 91 GPF		Dan WRIGHT		Yamaha TZR250 -		
IDEAL LAP TIME : 1:04.317		BEST LAP TIME : 1:04.420		DIFFERENCE : 0.103		
LAP	SECTOR 1	SECTOR 2	LAP TIME	MPH	DIFF	TIME OF DAY
1 -	42.613	27.228	1:55.202	37.74	50.782	14:04:30.486
2 -	41.420	27.238	1:08.658	63.33	4.238	14:05:39.144

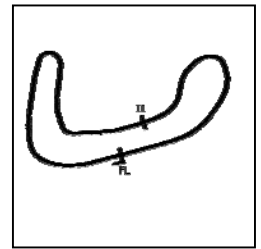
Weather / Track : Cloudy / Damp

Brands Hatch Indy
Circuit Length = 1.2079 miles
Start: 14:02 Flag 14:13 End: 14:14

BMCRC - MRO Championships 2018 - Rnd 1 @ Brands Hatch Indy

Chilton Motors BMZRC 250 MZ & Blue Haze 2-Stroke GP

RACE 5 - SECTOR ANALYSIS



SECTOR 1 = FL to I1, SECTOR 2 = I1 to FL, DIFF = Difference To Personal Best Lap, P = Crossed Finish Line in Pit Lane, D = Time Disallowed

3 -	40.579	26.804	1:07.383	64.53	2.963	14:06:46.527
4 -	40.321	26.229	1:06.550	65.34	2.130	14:07:53.077
5 -	39.122	26.250	1:05.372 (3)	66.52	0.952	14:08:58.449
6 -	39.063	25.925	1:04.988 (2)	66.91	0.568	14:10:03.437
7 -	38.392	26.028	1:04.420 (1)	67.50		14:11:07.857
8 -	39.956	26.057	1:06.013	65.87	1.593	14:12:13.870
9 -	40.218	26.209	1:06.427	65.46	2.007	14:13:20.297

P19	47	Richard FAYERS	MZ -
IDEAL LAP TIME : 1:08.442		BEST LAP TIME : 1:08.663	DIFFERENCE : 0.221

LAP	SECTOR 1	SECTOR 2	LAP TIME	MPH	DIFF	TIME OF DAY
1 -		29.129	1:22.916	52.44	14.253	14:03:58.200
2 -	43.506	28.213	1:11.719	60.63	3.056	14:05:09.919
3 -	43.052	28.218	1:11.270	61.01	2.607	14:06:21.189
4 -	42.169	28.282	1:10.451	61.72	1.788	14:07:31.640
5 -	43.183	27.386	1:10.569	61.62	1.906	14:08:42.209
6 -	42.595	27.700	1:10.295 (3)	61.86	1.632	14:09:52.504
7 -	41.056	27.607	1:08.663 (1)	63.33		14:11:01.167
8 -	43.165	28.788	1:11.953	60.43	3.290	14:12:13.120
9 -	41.438	27.716	1:09.154 (2)	62.88	0.491	14:13:22.274

P20	56 R	Russell TURNER	MZ -
IDEAL LAP TIME : 1:08.851		BEST LAP TIME : 1:08.851	DIFFERENCE : 0.000

LAP	SECTOR 1	SECTOR 2	LAP TIME	MPH	DIFF	TIME OF DAY
1 -		29.778	1:23.993	51.77	15.142	14:03:59.277
2 -	43.006	28.614	1:11.620	60.71	2.769	14:05:10.897
3 -	42.957	28.686	1:11.643	60.69	2.792	14:06:22.540
4 -	42.130	28.708	1:10.838	61.38	1.987	14:07:33.378
5 -	42.551	27.625	1:10.176 (3)	61.96	1.325	14:08:43.554
6 -	41.566	27.467	1:09.033 (2)	62.99	0.182	14:09:52.587
7 -	41.385	27.466	1:08.851 (1)	63.15		14:11:01.438
8 -	43.149	29.572	1:12.721	59.79	3.870	14:12:14.159
9 -	43.940	29.547	1:13.487	59.17	4.636	14:13:27.646

P21	25	Chris CHADDERTON	MZ -
IDEAL LAP TIME : 1:10.829		BEST LAP TIME : 1:10.958	DIFFERENCE : 0.129

LAP	SECTOR 1	SECTOR 2	LAP TIME	MPH	DIFF	TIME OF DAY
1 -		28.313	1:20.464	54.04	9.506	14:03:55.748
2 -	43.165	27.910	1:11.075 (2)	61.18	0.117	14:05:06.823
3 -	43.389	28.299	1:11.688 (3)	60.66	0.730	14:06:18.511
4 -	42.919	28.039	1:10.958 (1)	61.28		14:07:29.469
5 -	43.775	27.948	1:11.723	60.63	0.765	14:08:41.192
6 -	43.691	28.943	1:12.634	59.87	1.676	14:09:53.826
7 -	44.429	28.293	1:12.722	59.79	1.764	14:11:06.548
8 -	44.317	28.360	1:12.677	59.83	1.719	14:12:19.225
9 -	44.138	28.589	1:12.727	59.79	1.769	14:13:31.952

P22	30 GPF	Neil HEWSON	Suzuki RGV250 -
IDEAL LAP TIME : 1:07.002		BEST LAP TIME : 1:07.101	DIFFERENCE : 0.099

LAP	SECTOR 1	SECTOR 2	LAP TIME	MPH	DIFF	TIME OF DAY
1 -	44.545	27.306	1:58.532	36.68	51.431	14:04:33.816
2 -	42.048	26.998	1:09.046	62.98	1.945	14:05:42.862
3 -	42.705	27.290	1:09.995	62.12	2.894	14:06:52.857
4 -	42.252	26.743	1:08.995	63.02	1.894	14:08:01.852
5 -	42.079	27.150	1:09.229	62.81	2.128	14:09:11.081
6 -	41.460	26.253	1:07.713 (2)	64.22	0.612	14:10:18.794
7 -	41.357	26.606	1:07.963 (3)	63.98	0.862	14:11:26.757
8 -	42.352	26.213	1:08.565	63.42	1.464	14:12:35.322
9 -	40.789	26.312	1:07.101 (1)	64.80		14:13:42.423

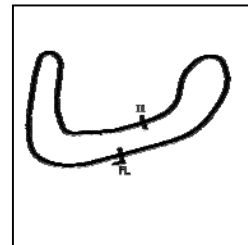
Weather / Track : Cloudy / Damp

Brands Hatch Indy
Circuit Length = 1.2079 miles
Start: 14:02 Flag 14:13 End: 14:14

BMCRC - MRO Championships 2018 - Rnd 1 @ Brands Hatch Indy

Chilton Motors BMZRC 250 MZ & Blue Haze 2-Stroke GP

RACE 5 - SECTOR ANALYSIS



SECTOR 1 = FL to I1, SECTOR 2 = I1 to FL, DIFF = Difference To Personal Best Lap, P = Crossed Finish Line in Pit Lane, D = Time Disallowed

P23 71 GPF Richard HICKLING			Aprilia RS125 - All the Pickles			
IDEAL LAP TIME : 1:06.485		BEST LAP TIME : 1:06.485		DIFFERENCE : 0.000		
LAP	SECTOR 1	SECTOR 2	LAP TIME	MPH	DIFF	TIME OF DAY
1 -	46.041	29.576	2:01.964	35.65	55.479	14:04:37.248
2 -	44.226	29.030	1:13.256	59.36	6.771	14:05:50.504
3 -	43.101	28.254	1:11.355	60.94	4.870	14:07:01.859
4 -	42.872	28.317	1:11.189	61.08	4.704	14:08:13.048
5 -	42.014	28.083	1:10.097	62.03	3.612	14:09:23.145
6 -	41.622	27.777	1:09.399	62.66	2.914	14:10:32.544
7 -	41.142	27.498	1:08.640 (3)	63.35	2.155	14:11:41.184
8 -	41.251	26.908	1:08.159 (2)	63.80	1.674	14:12:49.343
9 -	39.875	26.610	1:06.485 (1)	65.40		14:13:55.828

P24 11 GPF Gael MACHARD			Aprilia RS250 -			
IDEAL LAP TIME : 1:05.671		BEST LAP TIME : 1:05.671		DIFFERENCE : 0.000		
LAP	SECTOR 1	SECTOR 2	LAP TIME	MPH	DIFF	TIME OF DAY
1 -	49.141	30.767	2:06.810	34.29	1:01.139	14:04:42.094
2 -	45.475	28.553	1:14.028	58.74	8.357	14:05:56.122
3 -	44.226	27.810	1:12.036	60.36	6.365	14:07:08.158
4 -	42.350	27.313	1:09.663	62.42	3.992	14:08:17.821
5 -	42.731	27.408	1:10.139	61.99	4.468	14:09:27.960
6 -	41.626	26.759	1:08.385 (3)	63.59	2.714	14:10:36.345
7 -	41.804	26.728	1:08.532	63.45	2.861	14:11:44.877
8 -	40.722	26.317	1:07.039 (2)	64.86	1.368	14:12:51.916
9 -	39.963	25.708	1:05.671 (1)	66.21		14:13:57.587

P25 60 GPF Ian READ			Suzuki RGT460 - MiMS Racing			
IDEAL LAP TIME : 1:13.113		BEST LAP TIME : 1:13.113		DIFFERENCE : 0.000		
LAP	SECTOR 1	SECTOR 2	LAP TIME	MPH	DIFF	TIME OF DAY
1 -	47.638	30.682	2:05.931	34.53	52.818	14:04:41.215
2 -	46.760	30.211	1:16.971	56.49	3.858	14:05:58.186
3 -	46.180	29.340	1:15.520	57.58	2.407	14:07:13.706
4 -	46.252	29.191	1:15.443	57.64	2.330	14:08:29.149
5 -	45.444	29.896	1:15.340	57.71	2.227	14:09:44.489
6 -	45.305	29.633	1:14.938 (3)	58.02	1.825	14:10:59.427
7 -	44.210	28.903	1:13.113 (1)	59.47		14:12:12.540
8 -	44.684	28.965	1:13.649 (2)	59.04	0.536	14:13:26.189

P26 98 R Shane NEWMAN			MZ - Newman Racing			
IDEAL LAP TIME : 1:10.829		BEST LAP TIME : 1:11.405		DIFFERENCE : 0.576		
LAP	SECTOR 1	SECTOR 2	LAP TIME	MPH	DIFF	TIME OF DAY
1 -		30.993	1:27.068	49.94	15.663	14:04:02.352
2 -	45.368	29.731	1:15.099 (3)	57.90	3.694	14:05:17.451
3 -	43.229	28.965	1:12.194 (2)	60.23	0.789	14:06:29.645
4 -	42.706	28.699	1:11.405 (1)	60.90		14:07:41.050

P27 29 R Simon HART			MZ -			
IDEAL LAP TIME : 1:14.186		BEST LAP TIME : 1:15.260		DIFFERENCE : 1.074		
LAP	SECTOR 1	SECTOR 2	LAP TIME	MPH	DIFF	TIME OF DAY
1 -		31.721	1:27.508	49.69	12.248	14:04:02.792
2 -	45.186	30.074	1:15.260 (1)	57.78		14:05:18.052

P28 38 Chris PETTET			MZ -			
IDEAL LAP TIME : 1:15.938		BEST LAP TIME :		DIFFERENCE :		
LAP	SECTOR 1	SECTOR 2	LAP TIME	MPH	DIFF	TIME OF DAY
1 -		30.543	1:27.748	49.55		14:04:03.032

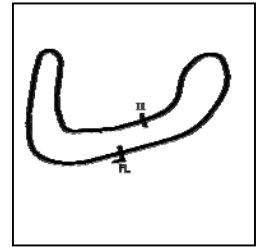
Weather / Track : Cloudy / Damp

Brands Hatch Indy
Circuit Length = 1.2079 miles
Start: 14:02 Flag 14:13 End: 14:14

BMCRC - MRO Championships 2018 - Rnd 1 @ Brands Hatch Indy

Chilton Motors BMZRC 250 MZ & Blue Haze 2-Stroke GP

RACE 5 - SECTOR ANALYSIS



SECTOR 1 = FL to I1, SECTOR 2 = I1 to FL, DIFF = Difference To Personal Best Lap, P = Crossed Finish Line in Pit Lane, D = Time Disallowed

P29	55 GPF	Nick COOPER	Aprilia RS250 MK2 - Skint Racing - Wemoto.com and Mr Spotch			
IDEAL LAP TIME : 1:20.361		BEST LAP TIME :		DIFFERENCE :		
LAP	SECTOR 1	SECTOR 2	LAP TIME	MPH	DIFF	TIME OF DAY
1 -	49.251	31.110	2:06.000	34.51		14:04:41.284

BMCRC - MRO Championships 2018 - Rnd 1 @ Brands Hatch Indy

Chilton Motors BMZRC 250 MZ & Blue Haze 2-Stroke GP

RACE 5 - BEST SECTORS

SECTOR 1			SECTOR 2			IDEAL / BEST COMPARISON						
POS	NO	NAME	TIME	NO	NAME	TIME	POS	NO	NAME	IDEAL	BEST	DIFF
									PERFECT LAP	1:01.237		
1	85	WALES	36.782	85	WALES	24.455	1	85	WALES	1:01.237	1:01.467	0.230
2	33	WRIGHT	36.860	33	WRIGHT	24.506	2	33	WRIGHT	1:01.366	1:01.366	0.000
3	44	DESSOY	36.923	44	DESSOY	24.761	3	44	DESSOY	1:01.684	1:01.700	0.016
4	82	TAYLOR	37.188	82	TAYLOR	24.778	4	82	TAYLOR	1:01.966	1:02.179	0.213
5	0	HILL	37.526	0	HILL	25.292	5	0	HILL	1:02.818	1:02.818	0.000
6	9	HOWLETT	37.943	9	HOWLETT	25.364	6	9	HOWLETT	1:03.307	1:03.325	0.018
7	31	BIGNELL	38.179	96	KENT	25.494	7	96	KENT	1:04.059	1:04.212	0.153
8	95	ROGERS	38.274	21	HUNTER	25.509	8	31	BIGNELL	1:04.122	1:04.337	0.215
9	91	WRIGHT	38.392	11	MACHARD	25.708	9	95	ROGERS	1:04.222	1:04.222	0.000
10	96	KENT	38.565	91	WRIGHT	25.925	10	91	WRIGHT	1:04.317	1:04.420	0.103
11	5	SAMETT	38.999	31	BIGNELL	25.943	11	5	SAMETT	1:04.985	1:05.390	0.405
12	69	MANN	39.073	95	ROGERS	25.948	12	21	HUNTER	1:05.155	1:05.256	0.101
13	94	HODGINS	39.373	5	SAMETT	25.986	13	69	MANN	1:05.280	1:05.648	0.368
14	28	BROWN	39.518	94	HODGINS	25.999	14	94	HODGINS	1:05.372	1:05.696	0.324
15	21	HUNTER	39.646	69	MANN	26.207	15	11	MACHARD	1:05.671	1:05.671	0.000
16	71	HICKLING	39.875	30	HEWSON	26.213	16	28	BROWN	1:06.121	1:06.121	0.000
17	20	WATSON	39.958	28	BROWN	26.603	17	71	HICKLING	1:06.485	1:06.485	0.000
18	11	MACHARD	39.963	71	HICKLING	26.610	18	20	WATSON	1:06.934	1:06.934	0.000
19	30	HEWSON	40.789	32	ASHMEAD	26.975	19	30	HEWSON	1:07.002	1:07.101	0.099
20	40	SNOWDEN	40.936	20	WATSON	26.976	20	40	SNOWDEN	1:08.139	1:08.303	0.164
21	47	FAYERS	41.056	40	SNOWDEN	27.203	21	32	ASHMEAD	1:08.347	1:08.578	0.231
22	32	ASHMEAD	41.372	47	FAYERS	27.386	22	47	FAYERS	1:08.442	1:08.663	0.221
23	56	TURNER	41.385	56	TURNER	27.466	23	56	TURNER	1:08.851	1:08.851	0.000
24	98	NEWMAN	42.130	25	CHADDERTON	27.910	24	98	NEWMAN	1:10.829	1:11.405	0.576
25	25	CHADDERTON	42.919	98	NEWMAN	28.699	25	25	CHADDERTON	1:10.829	1:10.958	0.129
26	29	HART	44.112	60	READ	28.903	26	60	READ	1:13.113	1:13.113	0.000
27	60	READ	44.210	29	HART	30.074	27	29	HART	1:14.186	1:15.260	1.074
28	38	PETTET	45.395	38	PETTET	30.543	28	38	PETTET	1:15.938		
29	52	SWYER	46.712	55	COOPER	31.110	29	55	COOPER	1:20.361		
30	55	COOPER	49.251									
31												
32												

Weather / Track : Cloudy / Damp

Results can be found at www.tsl-timing.com

Brands Hatch Indy
Circuit Length = 1.2079 miles
Start: 14:02 Flag 14:13 End: 14:14

Printed - 14:17 Saturday, 10 March 2018

BMCRC - MRO Championships 2018 - Rnd 1 @ Brands Hatch Indy

Chilton Motors BMZRC 250 MZ & Blue Haze 2-Stroke GP

RACE 15 - GRID (10 Laps)

ROW 13	39		38	52 Kallam SWYER	37	53 Mark WHITING	
ROW 12	36	3 Tom BARRETT	35	55 Nick COOPER	34	60 Ian READ 1:13.113	
ROW 11		33	30 Neil HEWSON 1:07.101	32	71 Richard HICKLING 1:06.485	31	11 Gael MACHARD 1:05.671
ROW 10	30	21 Ben HUNTER 1:05.256	29	91 Dan WRIGHT 1:04.420	28	0 Jeremy HILL 1:02.818	
ROW 9		27		26		25	
ROW 8	24		23		22	68 Graham GARRIQUES	
ROW 7		21	38 Chris PETTET	20	29 Simon HART 1:15.260	19	98 Shane NEWMAN 1:11.405
ROW 6	18	25 Chris CHADDERTON 1:10.958	17	56 Russell TURNER 1:08.851	16	47 Richard FAYERS 1:08.663	
ROW 5		15	32 John ASHMEAD 1:08.578	14	40 Simon SNOWDEN 1:08.303	13	20 Christopher WATSON 1:06.934
ROW 4	12	28 William BROWN 1:06.121	11	94 Nick HODGINS 1:05.696	10	69 Alexander MANN 1:05.648	
ROW 3		9	5 Garry SAMETT 1:05.390	8	31 David BIGNELL 1:04.337	7	95 Christopher ROGERS 1:04.222
ROW 2	6	96 Chris KENT 1:04.212	5	9 Gary HOWLETT 1:03.325	4	82 Mark TAYLOR 1:02.179	
ROW 1		3	44 Robert DESSOY 1:01.700	2	85 Andrew WALES 1:01.467	1	33 Greg WRIGHT 1:01.366
						Pole	

Brands Hatch Indy
 Circuit Length = 1.2079 miles

These results are provisional until the conclusion of any judicial and technical matters.

Clerk Of Course :	Timekeeper :
-------------------	--------------

Results can be found at www.tsl-timing.com

Printed - 14:21 Saturday, 10 March 2018



BMCRC - MRO Championships 2018 - Rnd 1 @ Brands Hatch Indy

Chilton Motors BMZRC 250 MZ & Blue Haze 2-Stroke GP

RACE 15 - CLASSIFICATION

POS	NO	CL	PIC NAME	ENTRY	LAPS	TIME	GAP	DIFF	MPH	BEST	ON
1	96		1 Chris KENT	MZ - Me, Myself & I	10	9:50.863			73.59	57.084	10
2	82		2 Mark TAYLOR	MZ - B K NOLTE contracts limited	10	9:50.993	0.130	0.130	73.58	57.824	10
3	33		3 Greg WRIGHT	MZ - Neos-IT	10	9:55.675	4.812	4.682	73.00	58.224	4
4	0	GP	1 Jeremy HILL	Yamaha YZR500 - LT-Info.com / ELP Racing	10	10:07.054	16.191	11.379	71.63	55.041	9
5	85		4 Andrew WALES	MZ - Illuminated Design LTD	10	10:11.614	20.751	4.560	71.10	59.500	2
6	68		5 Graham GARRIQUES	MZ -	10	10:11.873	21.010	0.259	71.07	59.404	2
7	53	GP	2 Mark WHITING	Yamaha TZ250 -	10	10:18.290	27.427	6.417	70.33	55.236	10
8	91	GPF	1 Dan WRIGHT	Yamaha TZR250 -	10	10:20.200	29.337	1.910	70.11	56.564	3
9	9*		6 Gary HOWLETT	MZ - HS Racing	10	10:22.197	31.334	1.997	69.89	1:00.085	2
10	95		7 Christopher ROGERS	MZ - CB Racing	10	10:24.338	33.475	2.141	69.65	1:00.208	10
11	3	GP	3 Tom BARRETT	Honda RS250 -	10	10:38.087	47.224	13.749	68.15	57.593	3
12	31		8 David BIGNELL	MZ -	10	10:38.266	47.403	0.179	68.13	1:02.189	10
13	69	R	1 Alexander MANN	MZ -	10	10:38.643	47.780	0.377	68.09	1:02.427	7
14	21	GPF	2 Ben HUNTER	Yamaha RD350LC -	10	10:46.961	56.098	8.318	67.21	59.454	6
15	40		9 Simon SNOWDEN	MZ - Wheels motorcycles peterborough	10	10:50.790	59.927	3.829	66.82	1:03.466	10
16	5		10 Garry SAMETT	MZ - smallmouse	10	10:52.380	1:01.517	1.590	66.65	1:03.118	8
17	20		11 Christopher WATSON	MZ - Expert Locksmiths Medway	10	10:52.436	1:01.573	0.056	66.65	1:03.124	9
18	94	R	2 Nick HODGINS	MZ -	10	10:52.441	1:01.578	0.005	66.65	1:03.582	9
19	71	GPF	3 Richard HICKLING	Aprilia RS125 - All the Pickles	9	10:01.154	1 Lap	1 Lap	65.10	1:00.291	7
20	55	GPF	4 Nick COOPER	Aprilia RS250 MK2 - Skint Racing - Wemoto.com an	9	10:07.559	1 Lap	6.405	64.41	1:01.852	6
21	47		12 Richard FAYERS	MZ -	9	10:11.335	1 Lap	3.776	64.01	1:06.203	3
22	32	R	3 John ASHMEAD	MZ -	9	10:11.405	1 Lap	0.070	64.01	1:06.142	5
23	28	R	4 William BROWN	MZ -	9	10:11.506	1 Lap	0.101	64.00	1:05.686	5
24	56	R	5 Russell TURNER	MZ -	9	10:12.797	1 Lap	1.291	63.86	1:06.388	8
25	60	GPF	5 Ian READ	Suzuki RGT460 - MiMS Racing	9	10:13.989	1 Lap	1.192	63.74	1:01.790	4
26	30	GPF	6 Neil HEWSON	Suzuki RGV250 -	9	10:15.675	1 Lap	1.686	63.56	1:01.872	4
27	11	GPF	7 Gael MACHARD	Aprilia RS250 -	9	10:29.255	1 Lap	13.580	62.19	1:03.037	5
28	98	R	6 Shane NEWMAN	MZ - Newman Racing	9	10:35.649	1 Lap	6.394	61.57	1:08.546	8
29	25		13 Chris CHADDERTON	MZ -	9	10:53.471	1 Lap	17.822	59.89	1:10.808	8
30	52	GPF	8 Kallam SWYER	Aprilia RS125 - Poole tyres & MOT centre	8	10:00.854	2 Laps	1 Lap	57.89	1:07.977	8

NOT CLASSIFIED

DNF	38		Chris PETTET	MZ -	6	6:50.658	4 Laps	2 Laps	63.53	1:06.025	2
DNF	44		Robert DESSOY	MZ - Eastern Garage Racing	2	2:04.924	8 Laps	4 Laps	69.61	59.645	2
DNF	29	R	Simon HART	MZ -	0						

FASTEST LAP

0	GP	Jeremy HILL	Yamaha YZR500 - LT-Info.com / ELP Racing	9	55.041	79.00 mph	127.14 kph
91	GPF	Dan WRIGHT	Yamaha TZR250 -	3	56.564	76.87 mph	123.72 kph
96		Chris KENT	MZ - Me, Myself & I	10	57.084	76.17 mph	122.59 kph
69	R	Alexander MANN	MZ -	7	1:02.427	69.65 mph	112.10 kph

* No. 9 - 10 second penalty - jump start

Class - 92.5% of Race Speed = 68.07 mph

Class GP - 92.5% of Race Speed = 66.25 mph

Class GPF - 92.5% of Race Speed = 64.85 mph

Class R - 92.5% of Race Speed = 62.98 mph

Brands Hatch Indy

Circuit Length = 1.2079 miles

Start: 16:45 Flag 16:55 End: 16:57

Weather / Track : Cloudy / Dry

These results are provisional until the conclusion of any judicial and technical matters.

Clerk Of Course :	Timekeeper :
-------------------	--------------

Results can be found at www.tsl-timing.com

Printed - 16:57 Saturday, 10 March 2018



BMCRC - MRO Championships 2018 - Rnd 1 @ Brands Hatch Indy

Chilton Motors BMZRC 250 MZ & Blue Haze 2-Stroke GP

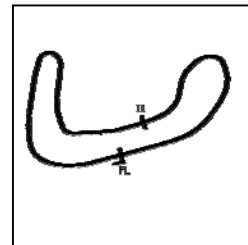
RACE 15 - LAP CHART

5	1:01.517	1:04.246
20	1:01.573	1:04.042
94	1:01.578	1:04.985
25	1 Lap	1:10.874

BMCRC - MRO Championships 2018 - Rnd 1 @ Brands Hatch Indy

Chilton Motors BMZRC 250 MZ & Blue Haze 2-Stroke GP

RACE 15 - SECTOR ANALYSIS



SECTOR 1 = FL to I1, SECTOR 2 = I1 to FL, DIFF = Difference To Personal Best Lap, P = Crossed Finish Line in Pit Lane, D = Time Disallowed

P1 96		Chris KENT		MZ - Me, Myself & I		
IDEAL LAP TIME : 57.084		BEST LAP TIME : 57.084		DIFFERENCE : 0.000		
LAP	SECTOR 1	SECTOR 2	LAP TIME	MPH	DIFF	TIME OF DAY
1 -			1:05.801	66.08	8.717	16:47:01.094
2 -	35.045	23.539	58.584	74.22	1.500	16:47:59.678
3 -	35.164	23.866	59.030	73.66	1.946	16:48:58.708
4 -	34.876	23.869	58.745	74.02	1.661	16:49:57.453
5 -	35.103	23.312	58.415	74.44	1.331	16:50:55.868
6 -	35.307	23.124	58.431	74.42	1.347	16:51:54.299
7 -	34.761	23.583	58.344 (3)	74.53	1.260	16:52:52.643
8 -	34.964	23.996	58.960	73.75	1.876	16:53:51.603
9 -	34.379	23.090	57.469 (2)	75.66	0.385	16:54:49.072
10 -	34.235	22.849	57.084 (1)	76.17		16:55:46.156

P2 82		Mark TAYLOR		MZ - B K NOLTE contracts limited		
IDEAL LAP TIME : 57.657		BEST LAP TIME : 57.824		DIFFERENCE : 0.167		
LAP	SECTOR 1	SECTOR 2	LAP TIME	MPH	DIFF	TIME OF DAY
1 -			1:05.086	66.81	7.262	16:47:00.379
2 -	35.395	23.766	59.161	73.50	1.337	16:47:59.540
3 -	34.636	23.594	58.230	74.67	0.406	16:48:57.770
4 -	34.619	23.823	58.442	74.40	0.618	16:49:56.212
5 -	34.485	23.504	57.989 (3)	74.99	0.165	16:50:54.201
6 -	35.147	23.692	58.839	73.90	1.015	16:51:53.040
7 -	35.245	23.567	58.812	73.94	0.988	16:52:51.852
8 -	34.755	23.927	58.682	74.10	0.858	16:53:50.534
9 -	34.502	23.426	57.928 (2)	75.06	0.104	16:54:48.462
10 -	34.652	23.172	57.824 (1)	75.20		16:55:46.286

P3 33		Greg WRIGHT		MZ - Neos-IT		
IDEAL LAP TIME : 58.126		BEST LAP TIME : 58.224		DIFFERENCE : 0.098		
LAP	SECTOR 1	SECTOR 2	LAP TIME	MPH	DIFF	TIME OF DAY
1 -			1:05.244	66.65	7.020	16:47:00.537
2 -	35.407	24.259	59.666	72.88	1.442	16:48:00.203
3 -	35.045	24.501	59.546	73.02	1.322	16:48:59.749
4 -	34.778	23.446	58.224 (1)	74.68		16:49:57.973
5 -	34.680	23.781	58.461 (3)	74.38	0.237	16:50:56.434
6 -	35.670	23.496	59.166	73.49	0.942	16:51:55.600
7 -	35.383	23.912	59.295	73.33	1.071	16:52:54.895
8 -	34.799	23.676	58.475	74.36	0.251	16:53:53.370
9 -	34.707	23.601	58.308 (2)	74.57	0.084	16:54:51.678
10 -	35.351	23.939	59.290	73.34	1.066	16:55:50.968

P4 0 GP		Jeremy HILL		Yamaha YZR500 - LT-Info.com / ELP Racing		
IDEAL LAP TIME : 54.783		BEST LAP TIME : 55.041		DIFFERENCE : 0.258		
LAP	SECTOR 1	SECTOR 2	LAP TIME	MPH	DIFF	TIME OF DAY
1 -		22.958	1:42.472	42.43	47.431	16:47:37.765
2 -	34.348	22.764	57.112	76.14	2.071	16:48:34.877
3 -	34.095	22.609	56.704	76.68	1.663	16:49:31.581
4 -	34.840	22.926	57.766	75.27	2.725	16:50:29.347
5 -	32.928	22.737	55.665	78.12	0.624	16:51:25.012
6 -	33.126	22.145	55.271 (3)	78.67	0.230	16:52:20.283
7 -	33.025	22.050	55.075 (2)	78.95	0.034	16:53:15.358
8 -	33.766	22.050	55.816	77.90	0.775	16:54:11.174
9 -	32.877	22.164	55.041 (1)	79.00		16:55:06.215
10 -	34.226	21.906	56.132	77.47	1.091	16:56:02.347

P5 85		Andrew WALES		MZ - Illuminated Design LTD		
IDEAL LAP TIME : 59.500		BEST LAP TIME : 59.500		DIFFERENCE : 0.000		
LAP	SECTOR 1	SECTOR 2	LAP TIME	MPH	DIFF	TIME OF DAY

Weather / Track : Cloudy / Dry

Brands Hatch Indy
Circuit Length = 1.2079 miles
Start: 16:45 Flag 16:55 End: 16:57

BMCRC - MRO Championships 2018 - Rnd 1 @ Brands Hatch Indy

Chilton Motors BMZRC 250 MZ & Blue Haze 2-Stroke GP

RACE 15 - SECTOR ANALYSIS



SECTOR 1 = FL to I1, SECTOR 2 = I1 to FL, DIFF = Difference To Personal Best Lap, P = Crossed Finish Line in Pit Lane, D = Time Disallowed

1 -			1:06.266	65.62	6.766	16:47:01.559
2 -	35.442	24.058	59.500 (1)	73.08		16:48:01.059
3 -	35.443	24.229	59.672 (2)	72.87	0.172	16:49:00.731
4 -	35.698	24.191	59.889 (3)	72.61	0.389	16:50:00.620
5 -	36.442	24.917	1:01.359	70.87	1.859	16:51:01.979
6 -	36.625	24.475	1:01.100	71.17	1.600	16:52:03.079
7 -	36.160	24.598	1:00.758	71.57	1.258	16:53:03.837
8 -	36.803	24.329	1:01.132	71.13	1.632	16:54:04.969
9 -	36.617	24.894	1:01.511	70.69	2.011	16:55:06.480
10 -	35.740	24.687	1:00.427	71.96	0.927	16:56:06.907

P6 68 Graham GARRIQUES			MZ -			
IDEAL LAP TIME : 59.320		BEST LAP TIME : 59.404	DIFFERENCE : 0.084			
LAP	SECTOR 1	SECTOR 2	LAP TIME	MPH	DIFF	TIME OF DAY
1 -			1:09.282	62.76	9.878	16:47:04.575
2 -	35.661	23.743	59.404 (1)	73.20		16:48:03.979
3 -	35.824	23.999	59.823 (2)	72.69	0.419	16:49:03.802
4 -	36.413	24.168	1:00.581	71.78	1.177	16:50:04.383
5 -	36.442	24.101	1:00.543	71.82	1.139	16:51:04.926
6 -	35.627	24.265	59.892 (3)	72.60	0.488	16:52:04.818
7 -	36.510	24.234	1:00.744	71.58	1.340	16:53:05.562
8 -	35.847	24.990	1:00.837	71.47	1.433	16:54:06.399
9 -	36.472	23.937	1:00.409	71.98	1.005	16:55:06.808
10 -	35.577	24.781	1:00.358	72.04	0.954	16:56:07.166

P7 53 GP Mark WHITING			Yamaha TZ250 -			
IDEAL LAP TIME : 55.236		BEST LAP TIME : 55.236	DIFFERENCE : 0.000			
LAP	SECTOR 1	SECTOR 2	LAP TIME	MPH	DIFF	TIME OF DAY
1 -		22.854	1:44.842	41.47	49.606	16:47:40.135
2 -	35.123	22.337	57.460	75.68	2.224	16:48:37.595
3 -	34.719	22.910	57.629	75.45	2.393	16:49:35.224
4 -	34.591	23.141	57.732	75.32	2.496	16:50:32.956
5 -	34.731	22.228	56.959	76.34	1.723	16:51:29.915
6 -	35.308	22.835	58.143	74.79	2.907	16:52:28.058
7 -	34.345	22.209	56.554 (3)	76.89	1.318	16:53:24.612
8 -	34.153	22.349	56.502 (2)	76.96	1.266	16:54:21.114
9 -	34.091	23.142	57.233	75.98	1.997	16:55:18.347
10 -	33.543	21.693	55.236 (1)	78.72		16:56:13.583

P8 91 GPF Dan WRIGHT			Yamaha TZR250 -			
IDEAL LAP TIME : 56.410		BEST LAP TIME : 56.564	DIFFERENCE : 0.154			
LAP	SECTOR 1	SECTOR 2	LAP TIME	MPH	DIFF	TIME OF DAY
1 -		23.012	1:43.291	42.10	46.727	16:47:38.584
2 -	34.441	22.569	57.010	76.27	0.446	16:48:35.594
3 -	33.922	22.642	56.564 (1)	76.87		16:49:32.158
4 -	34.498	23.342	57.840	75.18	1.276	16:50:29.998
5 -	33.841	22.868	56.709 (2)	76.68	0.145	16:51:26.707
6 -	34.775	22.837	57.612	75.48	1.048	16:52:24.319
7 -	34.516	22.991	57.507	75.61	0.943	16:53:21.826
8 -	35.090	23.081	58.171	74.75	1.607	16:54:19.997
9 -	35.035	23.459	58.494	74.34	1.930	16:55:18.491
10 -	34.422	22.580	57.002 (3)	76.28	0.438	16:56:15.493

P9 9 Gary HOWLETT			MZ - HS Racing			
IDEAL LAP TIME : 59.858		BEST LAP TIME : 1:00.085	DIFFERENCE : 0.227			
LAP	SECTOR 1	SECTOR 2	LAP TIME	MPH	DIFF	TIME OF DAY
1 -			1:07.362	64.55	7.277	16:47:02.655
2 -	36.006	24.079	1:00.085 (1)	72.37		16:48:02.740
3 -	36.228	24.211	1:00.439	71.95	0.354	16:49:03.179
4 -	36.866	24.284	1:01.150	71.11	1.065	16:50:04.329

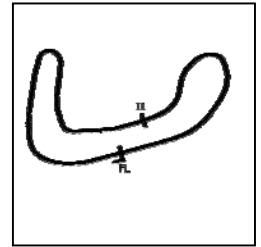
Weather / Track : Cloudy / Dry

Brands Hatch Indy
Circuit Length = 1.2079 miles
Start: 16:45 Flag 16:55 End: 16:57

BMCRC - MRO Championships 2018 - Rnd 1 @ Brands Hatch Indy

Chilton Motors BMZRC 250 MZ & Blue Haze 2-Stroke GP

RACE 15 - SECTOR ANALYSIS



SECTOR 1 = FL to I1, SECTOR 2 = I1 to FL, DIFF = Difference To Personal Best Lap, P = Crossed Finish Line in Pit Lane, D = Time Disallowed

5 -	36.362	24.187	1:00.549	71.81	0.464	16:51:04.878
6 -	36.000	24.333	1:00.333 (3)	72.07	0.248	16:52:05.211
7 -	36.387	24.120	1:00.507	71.86	0.422	16:53:05.718
8 -	35.969	24.626	1:00.595	71.76	0.510	16:54:06.313
9 -	36.159	24.731	1:00.890	71.41	0.805	16:55:07.203
10 -	36.398	23.889	1:00.287 (2)	72.13	0.202	16:56:07.490

P10	95	Christopher ROGERS	MZ - CB Racing		
IDEAL LAP TIME :	59.941	BEST LAP TIME :	1:00.208	DIFFERENCE :	0.267

LAP	SECTOR 1	SECTOR 2	LAP TIME	MPH	DIFF	TIME OF DAY
1 -			1:09.325	62.72	9.117	16:47:04.618
2 -	36.629	24.930	1:01.559	70.64	1.351	16:48:06.177
3 -	37.039	25.224	1:02.263	69.84	2.055	16:49:08.440
4 -	36.685	25.454	1:02.139	69.98	1.931	16:50:10.579
5 -	36.556	25.860	1:02.416	69.67	2.208	16:51:12.995
6 -	36.946	25.634	1:02.580	69.48	2.372	16:52:15.575
7 -	36.870	25.254	1:02.124	69.99	1.916	16:53:17.699
8 -	36.331	24.800	1:01.131 (3)	71.13	0.923	16:54:18.830
9 -	35.882	24.711	1:00.593 (2)	71.76	0.385	16:55:19.423
10 -	35.230	24.978	1:00.208 (1)	72.22		16:56:19.631

P11	3 GP	Tom BARRETT	Honda RS250 -		
IDEAL LAP TIME :	57.251	BEST LAP TIME :	57.593	DIFFERENCE :	0.342

LAP	SECTOR 1	SECTOR 2	LAP TIME	MPH	DIFF	TIME OF DAY
1 -		23.715	1:48.469	40.09	50.876	16:47:43.762
2 -	35.785	22.994	58.779	73.98	1.186	16:48:42.541
3 -	34.787	22.806	57.593 (1)	75.50		16:49:40.134
4 -	35.654	23.912	59.566	73.00	1.973	16:50:39.700
5 -	34.506	24.721	59.227	73.42	1.634	16:51:38.927
6 -	34.919	22.745	57.664 (2)	75.41	0.071	16:52:36.591
7 -	35.188	23.566	58.754	74.01	1.161	16:53:35.345
8 -	37.133	22.975	1:00.108	72.34	2.515	16:54:35.453
9 -	35.243	24.351	59.594	72.97	2.001	16:55:35.047
10 -	35.046	23.287	58.333 (3)	74.54	0.740	16:56:33.380

P12	31	David BIGNELL	MZ -		
IDEAL LAP TIME :	1:02.041	BEST LAP TIME :	1:02.189	DIFFERENCE :	0.148

LAP	SECTOR 1	SECTOR 2	LAP TIME	MPH	DIFF	TIME OF DAY
1 -			1:10.037	62.08	7.848	16:47:05.330
2 -	37.929	25.859	1:03.788	68.17	1.599	16:48:09.118
3 -	38.396	25.770	1:04.166	67.77	1.977	16:49:13.284
4 -	38.145	25.481	1:03.626	68.34	1.437	16:50:16.910
5 -	38.023	25.043	1:03.066	68.95	0.877	16:51:19.976
6 -	37.350	25.027	1:02.377 (2)	69.71	0.188	16:52:22.353
7 -	37.719	25.071	1:02.790 (3)	69.25	0.601	16:53:25.143
8 -	37.672	25.505	1:03.177	68.83	0.988	16:54:28.320
9 -	38.255	24.795	1:03.050	68.97	0.861	16:55:31.370
10 -	37.246	24.943	1:02.189 (1)	69.92		16:56:33.559

P13	69 R	Alexander MANN	MZ -		
IDEAL LAP TIME :	1:02.256	BEST LAP TIME :	1:02.427	DIFFERENCE :	0.171

LAP	SECTOR 1	SECTOR 2	LAP TIME	MPH	DIFF	TIME OF DAY
1 -			1:10.991	61.25	8.564	16:47:06.284
2 -	38.480	25.521	1:04.001	67.94	1.574	16:48:10.285
3 -	38.048	25.132	1:03.180	68.82	0.753	16:49:13.465
4 -	38.379	25.150	1:03.529	68.45	1.102	16:50:16.994
5 -	37.752	25.323	1:03.075	68.94	0.648	16:51:20.069
6 -	37.773	25.195	1:02.968	69.06	0.541	16:52:23.037
7 -	37.543	24.884	1:02.427 (1)	69.65		16:53:25.464
8 -	37.372	25.306	1:02.678 (3)	69.38	0.251	16:54:28.142

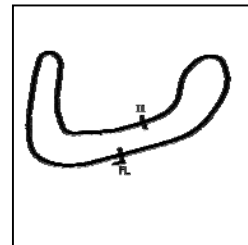
Weather / Track : Cloudy / Dry

Brands Hatch Indy
Circuit Length = 1.2079 miles
Start: 16:45 Flag 16:55 End: 16:57

BMCRC - MRO Championships 2018 - Rnd 1 @ Brands Hatch Indy

Chilton Motors BMZRC 250 MZ & Blue Haze 2-Stroke GP

RACE 15 - SECTOR ANALYSIS



SECTOR 1 = FL to I1, SECTOR 2 = I1 to FL, DIFF = Difference To Personal Best Lap, P = Crossed Finish Line in Pit Lane, D = Time Disallowed

9 -	38.046	25.281	1:03.327	68.66	0.900	16:55:31.469
10 -	37.430	25.037	1:02.467 (2)	69.61	0.040	16:56:33.936

P14 21 GPF Ben HUNTER		Yamaha RD350LC -				
IDEAL LAP TIME : 58.966		BEST LAP TIME : 59.454		DIFFERENCE : 0.488		
LAP	SECTOR 1	SECTOR 2	LAP TIME	MPH	DIFF	TIME OF DAY
1 -		23.539	1:45.104	41.37	45.650	16:47:40.397
2 -	36.113	23.352	59.465 (2)	73.12	0.011	16:48:39.862
3 -	35.790	23.731	59.521 (3)	73.05	0.067	16:49:39.383
4 -	36.151	24.233	1:00.384	72.01	0.930	16:50:39.767
5 -	35.717	24.188	59.905	72.59	0.451	16:51:39.672
6 -	36.205	23.249	59.454 (1)	73.14		16:52:39.126
7 -	35.908	23.644	59.552	73.02	0.098	16:53:38.678
8 -	36.224	24.478	1:00.702	71.63	1.248	16:54:39.380
9 -	37.341	24.488	1:01.829	70.33	2.375	16:55:41.209
10 -	36.798	24.247	1:01.045	71.23	1.591	16:56:42.254

P15 40 Simon SNOWDEN		MZ - Wheels motorcycles peterborough				
IDEAL LAP TIME : 1:03.351		BEST LAP TIME : 1:03.466		DIFFERENCE : 0.115		
LAP	SECTOR 1	SECTOR 2	LAP TIME	MPH	DIFF	TIME OF DAY
1 -		25.891	1:14.155	58.64	10.689	16:47:09.448
2 -	38.869	25.891	1:04.760	67.14	1.294	16:48:14.208
3 -	38.910	25.755	1:04.665	67.24	1.199	16:49:18.873
4 -	38.423	25.220	1:03.643	68.32	0.177	16:50:22.516
5 -	38.284	25.358	1:03.642 (3)	68.32	0.176	16:51:26.158
6 -	38.271	25.201	1:03.472 (2)	68.51	0.006	16:52:29.630
7 -	39.481	25.458	1:04.939	66.96	1.473	16:53:34.569
8 -	38.379	25.541	1:03.920	68.03	0.454	16:54:38.489
9 -	38.240	25.888	1:04.128	67.81	0.662	16:55:42.617
10 -	38.150	25.316	1:03.466 (1)	68.51		16:56:46.083

P16 5 Garry SAMETT		MZ - smallmouse				
IDEAL LAP TIME : 1:02.919		BEST LAP TIME : 1:03.118		DIFFERENCE : 0.199		
LAP	SECTOR 1	SECTOR 2	LAP TIME	MPH	DIFF	TIME OF DAY
1 -		25.646	1:13.915	58.83	10.797	16:47:09.208
2 -	39.727	25.646	1:05.373	66.51	2.255	16:48:14.581
3 -	39.351	25.894	1:05.245	66.65	2.127	16:49:19.826
4 -	38.933	25.376	1:04.309	67.62	1.191	16:50:24.135
5 -	38.329	25.553	1:03.882 (2)	68.07	0.764	16:51:28.017
6 -	38.969	25.402	1:04.371	67.55	1.253	16:52:32.388
7 -	38.803	25.216	1:04.019	67.92	0.901	16:53:36.407
8 -	37.976	25.142	1:03.118 (1)	68.89		16:54:39.525
9 -	38.425	25.477	1:03.902 (3)	68.05	0.784	16:55:43.427
10 -	37.777	26.469	1:04.246	67.68	1.128	16:56:47.673

P17 20 Christopher WATSON		MZ - Expert Locksmiths Medway				
IDEAL LAP TIME : 1:03.124		BEST LAP TIME : 1:03.124		DIFFERENCE : 0.000		
LAP	SECTOR 1	SECTOR 2	LAP TIME	MPH	DIFF	TIME OF DAY
1 -		25.836	1:13.316	59.31	10.192	16:47:08.609
2 -	39.224	25.836	1:05.060	66.83	1.936	16:48:13.669
3 -	39.385	26.384	1:05.769	66.11	2.645	16:49:19.438
4 -	38.695	25.599	1:04.294	67.63	1.170	16:50:23.732
5 -	38.288	25.914	1:04.202	67.73	1.078	16:51:27.934
6 -	38.578	25.463	1:04.041 (3)	67.90	0.917	16:52:31.975
7 -	39.056	25.547	1:04.603	67.31	1.479	16:53:36.578
8 -	38.479	25.506	1:03.985 (2)	67.96	0.861	16:54:40.563
9 -	37.960	25.164	1:03.124 (1)	68.88		16:55:43.687
10 -	38.103	25.939	1:04.042	67.90	0.918	16:56:47.729

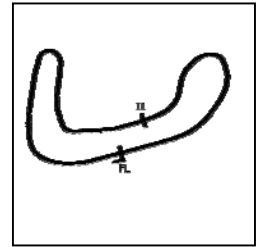
Weather / Track : Cloudy / Dry

Brands Hatch Indy
Circuit Length = 1.2079 miles
Start: 16:45 Flag 16:55 End: 16:57

BMCRC - MRO Championships 2018 - Rnd 1 @ Brands Hatch Indy

Chilton Motors BMZRC 250 MZ & Blue Haze 2-Stroke GP

RACE 15 - SECTOR ANALYSIS



SECTOR 1 = FL to I1, SECTOR 2 = I1 to FL, DIFF = Difference To Personal Best Lap, P = Crossed Finish Line in Pit Lane, D = Time Disallowed

P18 94 R Nick HODGINS			MZ -			
IDEAL LAP TIME : 1:03.273		BEST LAP TIME : 1:03.582		DIFFERENCE : 0.309		
LAP	SECTOR 1	SECTOR 2	LAP TIME	MPH	DIFF	TIME OF DAY
1 -			1:13.582	59.09	10.000	16:47:08.875
2 -	39.208	25.685	1:04.893	67.01	1.311	16:48:13.768
3 -	39.007	26.008	1:05.015	66.88	1.433	16:49:18.783
4 -	39.135	25.267	1:04.402	67.52	0.820	16:50:23.185
5 -	38.682	25.543	1:04.225	67.70	0.643	16:51:27.410
6 -	38.372	25.424	1:03.796 (3)	68.16	0.214	16:52:31.206
7 -	38.298	25.349	1:03.647 (2)	68.32	0.065	16:53:34.853
8 -	39.068	25.246	1:04.314	67.61	0.732	16:54:39.167
9 -	38.027	25.555	1:03.582 (1)	68.39		16:55:42.749
10 -	38.443	26.542	1:04.985	66.91	1.403	16:56:47.734

P19 71 GPF Richard HICKLING			Aprilia RS125 - All the Pickles			
IDEAL LAP TIME : 59.901		BEST LAP TIME : 1:00.291		DIFFERENCE : 0.390		
LAP	SECTOR 1	SECTOR 2	LAP TIME	MPH	DIFF	TIME OF DAY
1 -		25.402	1:50.485	39.35	50.194	16:47:45.778
2 -	37.183	24.621	1:01.804	70.36	1.513	16:48:47.582
3 -	37.165	25.266	1:02.431	69.65	2.140	16:49:50.013
4 -	36.764	24.726	1:01.490	70.72	1.199	16:50:51.503
5 -	36.640	24.607	1:01.247	71.00	0.956	16:51:52.750
6 -	36.396	24.055	1:00.451 (2)	71.93	0.160	16:52:53.201
7 -	35.846	24.445	1:00.291 (1)	72.12		16:53:53.492
8 -	38.185	24.319	1:02.504	69.57	2.213	16:54:55.996
9 -	36.259	24.192	1:00.451 (2)	71.93	0.160	16:55:56.447

P20 55 GPF Nick COOPER			Aprilia RS250 MK2 - Skint Racing - Wemoto.com and Mr Spotch			
IDEAL LAP TIME : 1:01.172		BEST LAP TIME : 1:01.852		DIFFERENCE : 0.680		
LAP	SECTOR 1	SECTOR 2	LAP TIME	MPH	DIFF	TIME OF DAY
1 -		25.008	1:47.912	40.29	46.060	16:47:43.205
2 -	38.158	25.246	1:03.404	68.58	1.552	16:48:46.609
3 -	37.769	25.148	1:02.917	69.11	1.065	16:49:49.526
4 -	36.526	25.424	1:01.950 (3)	70.19	0.098	16:50:51.476
5 -	37.402	24.646	1:02.048	70.08	0.196	16:51:53.524
6 -	37.013	24.839	1:01.852 (1)	70.30		16:52:55.376
7 -	38.095	25.415	1:03.510	68.47	1.658	16:53:58.886
8 -	37.235	24.846	1:02.081	70.04	0.229	16:55:00.967
9 -	37.230	24.655	1:01.885 (2)	70.26	0.033	16:56:02.852

P21 47 Richard FAYERS			MZ -			
IDEAL LAP TIME : 1:05.348		BEST LAP TIME : 1:06.203		DIFFERENCE : 0.855		
LAP	SECTOR 1	SECTOR 2	LAP TIME	MPH	DIFF	TIME OF DAY
1 -			1:17.169	56.35	10.966	16:47:12.462
2 -	39.787	26.572	1:06.359	65.53	0.156	16:48:18.821
3 -	39.768	26.435	1:06.203 (1)	65.68		16:49:25.024
4 -	40.437	26.489	1:06.926	64.97	0.723	16:50:31.950
5 -	40.300	26.883	1:07.183	64.72	0.980	16:51:39.133
6 -	40.055	26.220	1:06.275 (3)	65.61	0.072	16:52:45.408
7 -	40.339	26.954	1:07.293	64.62	1.090	16:53:52.701
8 -	40.551	27.108	1:07.659	64.27	1.456	16:55:00.360
9 -	40.688	25.580	1:06.268 (2)	65.62	0.065	16:56:06.628

P22 32 R John ASHMEAD			MZ -			
IDEAL LAP TIME : 1:05.934		BEST LAP TIME : 1:06.142		DIFFERENCE : 0.208		
LAP	SECTOR 1	SECTOR 2	LAP TIME	MPH	DIFF	TIME OF DAY
1 -			1:17.434	56.15	11.292	16:47:12.727
2 -	40.379	26.978	1:07.357	64.56	1.215	16:48:20.084
3 -	40.039	27.323	1:07.362	64.55	1.220	16:49:27.446

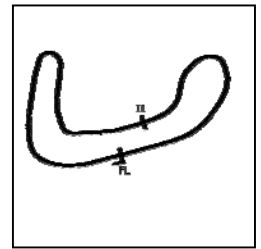
Weather / Track : Cloudy / Dry

Brands Hatch Indy
Circuit Length = 1.2079 miles
Start: 16:45 Flag 16:55 End: 16:57

BMCRC - MRO Championships 2018 - Rnd 1 @ Brands Hatch Indy

Chilton Motors BMZRC 250 MZ & Blue Haze 2-Stroke GP

RACE 15 - SECTOR ANALYSIS



SECTOR 1 = FL to I1, SECTOR 2 = I1 to FL, DIFF = Difference To Personal Best Lap, P = Crossed Finish Line in Pit Lane, D = Time Disallowed

4 -	39.808	26.354	1:06.162 (2)	65.72	0.020	16:50:33.608
5 -	39.739	26.403	1:06.142 (1)	65.74		16:51:39.750
6 -	40.302	26.308	1:06.610 (3)	65.28	0.468	16:52:46.360
7 -	40.386	26.465	1:06.851	65.04	0.709	16:53:53.211
8 -	40.183	26.474	1:06.657	65.23	0.515	16:54:59.868
9 -	40.635	26.195	1:06.830	65.06	0.688	16:56:06.698

P23 28 R William BROWN		MZ -				
IDEAL LAP TIME : 1:05.286		BEST LAP TIME : 1:05.686				
		DIFFERENCE : 0.400				
LAP	SECTOR 1	SECTOR 2	LAP TIME	MPH	DIFF	TIME OF DAY

1 -			1:19.045	55.01	13.359	16:47:14.338
2 -	40.802	27.008	1:07.810	64.12	2.124	16:48:22.148
3 -	40.264	27.068	1:07.332	64.58	1.646	16:49:29.480
4 -	39.810	26.348	1:06.158	65.73	0.472	16:50:35.638
5 -	39.094	26.592	1:05.686 (1)	66.20		16:51:41.324
6 -	39.497	26.616	1:06.113 (3)	65.77	0.427	16:52:47.437
7 -	39.317	26.672	1:05.989 (2)	65.89	0.303	16:53:53.426
8 -	40.469	26.770	1:07.239	64.67	1.553	16:55:00.665
9 -	39.942	26.192	1:06.134	65.75	0.448	16:56:06.799

P24 56 R Russell TURNER		MZ -				
IDEAL LAP TIME : 1:06.171		BEST LAP TIME : 1:06.388				
		DIFFERENCE : 0.217				
LAP	SECTOR 1	SECTOR 2	LAP TIME	MPH	DIFF	TIME OF DAY

1 -			1:18.007	55.74	11.619	16:47:13.300
2 -	39.999	27.034	1:07.033	64.87	0.645	16:48:20.333
3 -	39.779	27.156	1:06.935	64.96	0.547	16:49:27.268
4 -	40.091	26.624	1:06.715 (3)	65.18	0.327	16:50:33.983
5 -	39.720	26.772	1:06.492 (2)	65.40	0.104	16:51:40.475
6 -	40.266	26.611	1:06.877	65.02	0.489	16:52:47.352
7 -	40.784	26.760	1:07.544	64.38	1.156	16:53:54.896
8 -	39.937	26.451	1:06.388 (1)	65.50		16:55:01.284
9 -	40.098	26.708	1:06.806	65.09	0.418	16:56:08.090

P25 60 GPF Ian READ		Suzuki RGT460 - MiMS Racing				
IDEAL LAP TIME : 1:01.545		BEST LAP TIME : 1:01.790				
		DIFFERENCE : 0.245				
LAP	SECTOR 1	SECTOR 2	LAP TIME	MPH	DIFF	TIME OF DAY

1 -		25.033	1:51.259	39.08	49.469	16:47:46.552
2 -	37.813	24.735	1:02.548	69.52	0.758	16:48:49.100
3 -	36.910	25.326	1:02.236 (2)	69.87	0.446	16:49:51.336
4 -	36.810	24.980	1:01.790 (1)	70.37		16:50:53.126
5 -	38.782	25.458	1:04.240	67.69	2.450	16:51:57.366
6 -	37.611	25.240	1:02.851	69.18	1.061	16:53:00.217
7 -	37.745	25.658	1:03.403	68.58	1.613	16:54:03.620
8 -	37.181	25.340	1:02.521 (3)	69.55	0.731	16:55:06.141
9 -	38.048	25.093	1:03.141	68.87	1.351	16:56:09.282

P26 30 GPF Neil HEWSON		Suzuki RGV250 -				
IDEAL LAP TIME : 1:01.525		BEST LAP TIME : 1:01.872				
		DIFFERENCE : 0.347				
LAP	SECTOR 1	SECTOR 2	LAP TIME	MPH	DIFF	TIME OF DAY

1 -		25.256	1:52.098	38.79	50.226	16:47:47.391
2 -	38.723	24.447	1:03.170	68.83	1.298	16:48:50.561
3 -	37.874	24.297	1:02.171 (3)	69.94	0.299	16:49:52.732
4 -	37.407	24.465	1:01.872 (1)	70.28		16:50:54.604
5 -	40.280	24.653	1:04.933	66.97	3.061	16:51:59.537
6 -	38.220	25.198	1:03.418	68.57	1.546	16:53:02.955
7 -	38.266	24.815	1:03.081	68.93	1.209	16:54:06.036
8 -	37.228	24.934	1:02.162 (2)	69.95	0.290	16:55:08.198
9 -	38.233	24.537	1:02.770	69.27	0.898	16:56:10.968

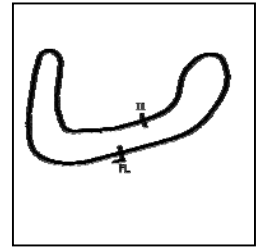
Weather / Track : Cloudy / Dry

Brands Hatch Indy
Circuit Length = 1.2079 miles
Start: 16:45 Flag 16:55 End: 16:57

BMCRC - MRO Championships 2018 - Rnd 1 @ Brands Hatch Indy

Chilton Motors BMZRC 250 MZ & Blue Haze 2-Stroke GP

RACE 15 - SECTOR ANALYSIS



SECTOR 1 = FL to I1, SECTOR 2 = I1 to FL, DIFF = Difference To Personal Best Lap, P = Crossed Finish Line in Pit Lane, D = Time Disallowed

P27 11 GPF Gael MACHARD			Aprilia RS250 -			
IDEAL LAP TIME : 1:02.535		BEST LAP TIME : 1:03.037		DIFFERENCE : 0.502		
LAP	SECTOR 1	SECTOR 2	LAP TIME	MPH	DIFF	TIME OF DAY
1 -		25.621	1:51.019	39.16	47.982	16:47:46.312
2 -	40.234	25.352	1:05.586	66.30	2.549	16:48:51.898
3 -	40.125	25.401	1:05.526	66.36	2.489	16:49:57.424
4 -	39.221	24.998	1:04.219	67.71	1.182	16:51:01.643
5 -	38.180	24.857	1:03.037 (1)	68.98		16:52:04.680
6 -	41.650	25.925	1:07.575	64.35	4.538	16:53:12.255
7 -	39.645	25.226	1:04.871	67.03	1.834	16:54:17.126
8 -	38.863	24.355	1:03.218 (2)	68.78	0.181	16:55:20.344
9 -	38.707	25.497	1:04.204 (3)	67.73	1.167	16:56:24.548

P28 98 R Shane NEWMAN			MZ - Newman Racing			
IDEAL LAP TIME : 1:08.546		BEST LAP TIME : 1:08.546		DIFFERENCE : 0.000		
LAP	SECTOR 1	SECTOR 2	LAP TIME	MPH	DIFF	TIME OF DAY
1 -		27.750	1:18.642	55.29	10.096	16:47:13.935
2 -	41.817	27.750	1:09.567 (3)	62.50	1.021	16:48:23.502
3 -	41.653	28.144	1:09.797	62.30	1.251	16:49:33.299
4 -	41.694	27.942	1:09.636	62.44	1.090	16:50:42.935
5 -	42.507	28.066	1:10.573	61.61	2.027	16:51:53.508
6 -	42.043	28.035	1:10.078	62.05	1.532	16:53:03.586
7 -	41.525	27.418	1:08.943 (2)	63.07	0.397	16:54:12.529
8 -	41.429	27.117	1:08.546 (1)	63.44		16:55:21.075
9 -	42.070	27.797	1:09.867	62.24	1.321	16:56:30.942

P29 25 Chris CHADDERTON			MZ -			
IDEAL LAP TIME : 1:10.399		BEST LAP TIME : 1:10.808		DIFFERENCE : 0.409		
LAP	SECTOR 1	SECTOR 2	LAP TIME	MPH	DIFF	TIME OF DAY
1 -			1:20.175	54.23	9.367	16:47:15.468
2 -	44.470	28.378	1:12.848	59.69	2.040	16:48:28.316
3 -	43.812	28.123	1:11.935	60.45	1.127	16:49:40.251
4 -	43.712	27.961	1:11.673	60.67	0.865	16:50:51.924
5 -	43.394	27.744	1:11.138 (3)	61.12	0.330	16:52:03.062
6 -	43.857	27.910	1:11.767	60.59	0.959	16:53:14.829
7 -	44.216	28.037	1:12.253	60.18	1.445	16:54:27.082
8 -	43.235	27.573	1:10.808 (1)	61.41		16:55:37.890
9 -	42.826	28.048	1:10.874 (2)	61.35	0.066	16:56:48.764

P30 52 GPF Kallam SWYER			Aprilia RS125 - Poole tyres & MOT centre			
IDEAL LAP TIME : 1:07.977		BEST LAP TIME : 1:07.977		DIFFERENCE : 0.000		
LAP	SECTOR 1	SECTOR 2	LAP TIME	MPH	DIFF	TIME OF DAY
1 -		26.826	1:56.271	37.40	48.294	16:47:51.564
2 -	42.727	27.352	1:10.079	62.05	2.102	16:49:01.643
3 -	42.233	27.050	1:09.283	62.76	1.306	16:50:10.926
4 -	41.835	27.335	1:09.170 (3)	62.86	1.193	16:51:20.096
5 -	42.208	27.104	1:09.312	62.73	1.335	16:52:29.408
6 -	42.307	27.333	1:09.640	62.44	1.663	16:53:39.048
7 -	42.286	26.836	1:09.122 (2)	62.91	1.145	16:54:48.170
8 -	41.412	26.565	1:07.977 (1)	63.97		16:55:56.147

P31 38 Chris PETTET			MZ -			
IDEAL LAP TIME : 1:05.742		BEST LAP TIME : 1:06.025		DIFFERENCE : 0.283		
LAP	SECTOR 1	SECTOR 2	LAP TIME	MPH	DIFF	TIME OF DAY
1 -			1:16.379	56.93	10.354	16:47:11.672
2 -	39.777	26.248	1:06.025 (1)	65.86		16:48:17.697
3 -	39.494	28.099	1:07.593	64.33	1.568	16:49:25.290
4 -	40.581	26.625	1:07.206	64.70	1.181	16:50:32.496
5 -	40.121	26.599	1:06.720 (2)	65.17	0.695	16:51:39.216

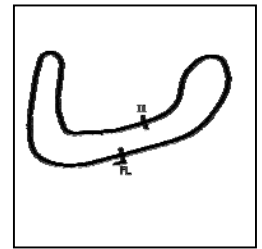
Weather / Track : Cloudy / Dry

Brands Hatch Indy
Circuit Length = 1.2079 miles
Start: 16:45 Flag 16:55 End: 16:57

BMCRC - MRO Championships 2018 - Rnd 1 @ Brands Hatch Indy

Chilton Motors BMZRC 250 MZ & Blue Haze 2-Stroke GP

RACE 15 - SECTOR ANALYSIS



SECTOR 1 = FL to I1, SECTOR 2 = I1 to FL, DIFF = Difference To Personal Best Lap, P = Crossed Finish Line in Pit Lane, D = Time Disallowed

6 - 40.321 26.414 1:06.735 (3) 65.16 0.710 16:52:45.951

P32	44	Robert DESSOY	MZ - Eastern Garage Racing			
IDEAL LAP TIME : 59.364		BEST LAP TIME : 59.645		DIFFERENCE : 0.281		
LAP	SECTOR 1	SECTOR 2	LAP TIME	MPH	DIFF	TIME OF DAY
1 -			1:05.279	66.61	5.634	16:47:00.572
2 -	35.210	24.435	59.645 (1)	72.90		16:48:00.217

BMCRC - MRO Championships 2018 - Rnd 1 @ Brands Hatch Indy

Chilton Motors BMZRC 250 MZ & Blue Haze 2-Stroke GP

RACE 15 - BEST SECTORS

SECTOR 1			SECTOR 2			IDEAL / BEST COMPARISON						
POS	NO	NAME	TIME	NO	NAME	TIME	POS	NO	NAME	IDEAL	BEST	DIFF
									PERFECT LAP	54.570		
1	0	HILL	32.877	53	WHITING	21.693	1	0	HILL	54.783	55.041	0.258
2	53	WHITING	33.543	0	HILL	21.906	2	53	WHITING	55.236	55.236	0.000
3	91	WRIGHT	33.841	91	WRIGHT	22.569	3	91	WRIGHT	56.410	56.564	0.154
4	96	KENT	34.235	3	BARRETT	22.745	4	96	KENT	57.084	57.084	0.000
5	82	TAYLOR	34.485	96	KENT	22.849	5	3	BARRETT	57.251	57.593	0.342
6	3	BARRETT	34.506	82	TAYLOR	23.172	6	82	TAYLOR	57.657	57.824	0.167
7	33	WRIGHT	34.680	21	HUNTER	23.249	7	33	WRIGHT	58.126	58.224	0.098
8	44	DESSOY	34.929	33	WRIGHT	23.446	8	21	HUNTER	58.966	59.454	0.488
9	95	ROGERS	35.230	68	GARRIQUES	23.743	9	68	GARRIQUES	59.320	59.404	0.084
10	85	WALES	35.442	9	HOWLETT	23.889	10	44	DESSOY	59.364	59.645	0.281
11	68	GARRIQUES	35.577	71	HICKLING	24.055	11	85	WALES	59.500	59.500	0.000
12	21	HUNTER	35.717	85	WALES	24.058	12	9	HOWLETT	59.858	1:00.085	0.227
13	71	HICKLING	35.846	30	HEWSON	24.297	13	71	HICKLING	59.901	1:00.291	0.390
14	9	HOWLETT	35.969	11	MACHARD	24.355	14	95	ROGERS	59.941	1:00.208	0.267
15	55	COOPER	36.526	44	DESSOY	24.435	15	55	COOPER	1:01.172	1:01.852	0.680
16	60	READ	36.810	55	COOPER	24.646	16	30	HEWSON	1:01.525	1:01.872	0.347
17	30	HEWSON	37.228	95	ROGERS	24.711	17	60	READ	1:01.545	1:01.790	0.245
18	31	BIGNELL	37.246	60	READ	24.735	18	31	BIGNELL	1:02.041	1:02.189	0.148
19	69	MANN	37.372	31	BIGNELL	24.795	19	69	MANN	1:02.256	1:02.427	0.171
20	5	SAMETT	37.777	69	MANN	24.884	20	11	MACHARD	1:02.535	1:03.037	0.502
21	20	WATSON	37.960	5	SAMETT	25.142	21	5	SAMETT	1:02.919	1:03.118	0.199
22	94	HODGINS	38.027	20	WATSON	25.164	22	20	WATSON	1:03.124	1:03.124	0.000
23	40	SNOWDEN	38.150	40	SNOWDEN	25.201	23	94	HODGINS	1:03.273	1:03.582	0.309
24	11	MACHARD	38.180	94	HODGINS	25.246	24	40	SNOWDEN	1:03.351	1:03.466	0.115
25	28	BROWN	39.094	47	FAYERS	25.580	25	28	BROWN	1:05.286	1:05.686	0.400
26	38	PETTET	39.494	28	BROWN	26.192	26	47	FAYERS	1:05.348	1:06.203	0.855
27	56	TURNER	39.720	32	ASHMEAD	26.195	27	38	PETTET	1:05.742	1:06.025	0.283
28	32	ASHMEAD	39.739	38	PETTET	26.248	28	32	ASHMEAD	1:05.934	1:06.142	0.208
29	47	FAYERS	39.768	56	TURNER	26.451	29	56	TURNER	1:06.171	1:06.388	0.217
30	52	SWYER	41.412	52	SWYER	26.565	30	52	SWYER	1:07.977	1:07.977	0.000
31	98	NEWMAN	41.429	98	NEWMAN	27.117	31	98	NEWMAN	1:08.546	1:08.546	0.000
32	25	CHADDERTON	42.826	25	CHADDERTON	27.573	32	25	CHADDERTON	1:10.399	1:10.808	0.409

33


BMCRC - MRO Championships 2018 - Rnd 1 @ Brands Hatch Indy

Chilton Motors BMZRC 250 MZ & Blue Haze 2-Stroke GP

RACE 5 - GRID (12 Laps)

ROW 13	39		38	52 Kallam SWYER	1:07.977	37	11 Gael MACHARD	1:03.037		
ROW 12	36	30 Neil HEWSON	1:01.872	35	55 Nick COOPER	1:01.852	34	60 Ian READ	1:01.790	
ROW 11		33	71 Richard HICKLING	1:00.291	32	21 Ben HUNTER	59.454	31	3 Tom BARRETT	57.593
ROW 10	30	91 Dan WRIGHT	56.564	29	53 Mark WHITING	55.236	28	0 Jeremy HILL	55.041	
ROW 9		27				26			25	
ROW 8	24			23		22	29 Simon HART			
ROW 7		21	25 Chris CHADDERTON	1:10.808	20	98 Shane NEWMAN	1:08.546	19	56 Russell TURNER	1:06.388
ROW 6	18	47 Richard FAYERS	1:06.203	17	32 John ASHMEAD	1:06.142	16	38 Chris PETTET	1:06.025	
ROW 5		15	28 William BROWN	1:05.686	14	94 Nick HODGINS	1:03.582	13	40 Simon SNOWDEN	1:03.466
ROW 4	12	20 Christopher WATSON	1:03.124	11	5 Garry SAMETT	1:03.118	10	69 Alexander MANN	1:02.427	
ROW 3		9	31 David BIGNELL	1:02.189	8	95 Christopher ROGERS	1:00.208	7	9 Gary HOWLETT	1:00.085
ROW 2	6	44 Robert DESSOY	59.645	5	85 Andrew WALES	59.500	4	68 Graham GARRIQUES	59.404	
ROW 1		3	33 Greg WRIGHT	58.224	2	82 Mark TAYLOR	57.824	1	96 Chris KENT	57.084

Pole



Brands Hatch Indy
 Circuit Length = 1.2079 miles

These results are provisional until the conclusion of any judicial and technical matters.

Clerk Of Course :	Timekeeper :
-------------------	--------------

Results can be found at www.tsl-timing.com

Printed - 17:01 Saturday, 10 March 2018



BMCRC - MRO Championships 2018 - Rnd 1 @ Brands Hatch Indy

Chilton Motors BMZRC 250 MZ & Blue Haze 2-Stroke GP

RACE 5 - CLASSIFICATION

POS	NO	CL	PIC NAME	ENTRY	LAPS	TIME	GAP	DIFF	MPH	BEST	ON
1	82		1 Mark TAYLOR	MZ - B K NOLTE contracts limited	12	12:29.626			69.61	1:01.217	5
2	85		2 Andrew WALES	MZ - Illuminated Design LTD	12	12:43.346	13.720	13.720	68.36	1:01.656	4
3	33		3 Greg WRIGHT	MZ - Neos-IT	12	12:46.381	16.755	3.035	68.09	1:02.816	11
4	53	GP	1 Mark WHITING	Yamaha TZ250 -	12	12:54.215	24.589	7.834	67.40	58.359	10
5	91	GPF	1 Dan WRIGHT	Yamaha TZR250 -	12	12:57.690	28.064	3.475	67.10	58.720	8
6	9		4 Gary HOWLETT	MZ - HS Racing	12	13:03.050	33.424	5.360	66.64	1:03.488	2
7	68		5 Graham GARRIQUES	MZ -	12	13:03.219	33.593	0.169	66.62	1:03.157	2
8	31		6 David BIGNELL	MZ -	12	13:09.480	39.854	6.261	66.09	1:03.696	8
9	95		7 Christopher ROGERS	MZ - CB Racing	12	13:09.837	40.211	0.357	66.06	1:04.097	8
10	69	R	1 Alexander MANN	MZ -	12	13:15.823	46.197	5.986	65.57	1:04.355	6
11	94	R	2 Nick HODGINS	MZ -	12	13:31.553	1:01.927	15.730	64.30	1:05.498	12
12	5		8 Garry SAMETT	MZ - smallmouse	11	12:32.905	1 Lap	1 Lap	63.53	1:05.721	11
13	28	R	3 William BROWN	MZ -	11	12:33.752	1 Lap	0.847	63.46	1:06.142	8
14	32	R	4 John ASHMEAD	MZ -	11	12:35.435	1 Lap	1.683	63.32	1:06.317	9
15	40		9 Simon SNOWDEN	MZ - Wheels motorcycles peterborough	11	12:37.752	1 Lap	2.317	63.12	1:05.229	10
16	3	GP	2 Tom BARRETT	Honda RS250 -	11	12:41.190	1 Lap	3.438	62.84	1:03.238	9
17	47		10 Richard FAYERS	MZ -	11	12:47.187	1 Lap	5.997	62.35	1:07.450	7
18	25		11 Chris CHADDERTON	MZ -	11	12:57.555	1 Lap	10.368	61.51	1:08.111	8
19	71	GPF	2 Richard HICKLING	Aprilia RS125 - All the Pickles	11	13:00.670	1 Lap	3.115	61.27	1:03.301	11
20	55	GPF	3 Nick COOPER	Aprilia RS250 MK2 - Skint Racing - Wemoto.com an	11	13:01.388	1 Lap	0.718	61.21	1:03.756	11
21	21	GPF	4 Ben HUNTER	Yamaha RD350LC -	11	13:09.511	1 Lap	8.123	60.58	1:05.152	9
22	56	R	5 Russell TURNER	MZ -	11	13:15.086	1 Lap	5.575	60.16	1:09.962	5
23	30	GPF	5 Neil HEWSON	Suzuki RGV250 -	11	13:15.246	1 Lap	0.160	60.15	1:06.840	3
24	38		12 Chris PETTET	MZ -	11	13:15.689	1 Lap	0.443	60.11	1:10.477	5
25	60	GPF	6 Ian READ	Suzuki RGT460 - MiMS Racing	11	13:30.161	1 Lap	14.472	59.04	1:07.457	10
26	52	GPF	7 Kallam SWYER	Aprilia RS125 - Poole tyres & MOT centre	11	13:31.068	1 Lap	0.907	58.97	1:07.686	11
27	98	R	6 Shane NEWMAN	MZ - Newman Racing	10	12:44.385	2 Laps	1 Lap	56.89	1:14.858	9

NOT CLASSIFIED

DNF	11	GPF	Gael MACHARD	Aprilia RS250 -	7	8:43.718	5 Laps	3 Laps	58.12	1:06.661	5
DNF	96		Chris KENT	MZ - Me, Myself & I	5	5:14.744	7 Laps	2 Laps	69.08	1:01.175	5
DNF	20		Christopher WATSON	MZ - Expert Locksmiths Medway	5	5:37.455	7 Laps	22.711	64.43	1:05.619	4

FASTEST LAP

53	GP	Mark WHITING	Yamaha TZ250 -	10	58.359	74.51 mph	119.91 kph
91	GPF	Dan WRIGHT	Yamaha TZR250 -	8	58.720	74.05 mph	119.18 kph
96		Chris KENT	MZ - Me, Myself & I	5	1:01.175	71.08 mph	114.39 kph
69	R	Alexander MANN	MZ -	6	1:04.355	67.57 mph	108.74 kph

Class - 92.5% of Race Speed = 64.38 mph
 Class GP - 92.5% of Race Speed = 62.34 mph
 Class GPF - 92.5% of Race Speed = 62.06 mph
 Class R - 92.5% of Race Speed = 60.65 mph

Brands Hatch Indy
 Circuit Length = 1.2079 miles
 Start: 11:48 Flag 12:00 End: 12:01

Weather / Track : Cloudy / Drying

These results are provisional until the conclusion of any judicial and technical matters.

Clerk Of Course :	Timekeeper :
-------------------	--------------

Results can be found at www.tsl-timing.com

Printed - 12:11 Sunday, 11 March 2018



BMCRC - MRO Championships 2018 - Rnd 1 @ Brands Hatch Indy

Chilton Motors BMZRC 250 MZ & Blue Haze 2-Stroke GP

RACE 5 - LAP CHART

71	1 Lap	1:04.557
55	1 Lap	1:04.410
91	30.276	1:01.014
9	31.322	1:04.889
68	32.590	1:04.523
21	1 Lap	1:08.050
31	37.040	1:04.621
95	37.386	1:04.147
56	1 Lap	1:13.069
38	1 Lap	1:12.190
30	1 Lap	1:07.231
69	43.738	1:05.353
60	1 Lap	1:07.457
52	1 Lap	1:07.763
94	58.618	1:05.835

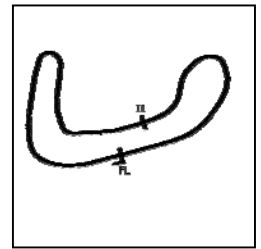
LAP 12 @ 12:00:33.979

NO	BEHIND	LAP TIME
82		1:02.189
5	1 Lap	1:05.721
28	1 Lap	1:06.666
32	1 Lap	1:07.777
40	1 Lap	1:06.478
3	1 Lap	1:04.050
85	13.720	1:04.006
98	2 Laps	1:15.228
33	16.755	1:03.303
47	1 Lap	1:08.739
53	24.589	58.886
25	1 Lap	1:09.325
91	28.064	59.977
71	1 Lap	1:03.301
55	1 Lap	1:03.756
9	33.424	1:04.291
68	33.593	1:03.192
31	39.854	1:05.003
21	1 Lap	1:07.543
95	40.211	1:05.014
56	1 Lap	1:10.139
30	1 Lap	1:08.254
38	1 Lap	1:10.655
69	46.197	1:04.648
60	1 Lap	1:08.496
52	1 Lap	1:07.686
94	1:01.927	1:05.498

BMCRC - MRO Championships 2018 - Rnd 1 @ Brands Hatch Indy

Chilton Motors BMZRC 250 MZ & Blue Haze 2-Stroke GP

RACE 5 - SECTOR ANALYSIS



SECTOR 1 = FL to I1, SECTOR 2 = I1 to FL, DIFF = Difference To Personal Best Lap, P = Crossed Finish Line in Pit Lane, D = Time Disallowed

P1 82		Mark TAYLOR		MZ - B K NOLTE contracts limited		
IDEAL LAP TIME : 1:00.560		BEST LAP TIME : 1:01.217		DIFFERENCE : 0.657		
LAP	SECTOR 1	SECTOR 2	LAP TIME	MPH	DIFF	TIME OF DAY
1 -			1:07.739	64.19	6.522	11:49:12.092
2 -	36.825	25.851	1:02.676	69.38	1.459	11:50:14.768
3 -	37.717	24.957	1:02.674	69.38	1.457	11:51:17.442
4 -	36.722	24.700	1:01.422 (3)	70.79	0.205	11:52:18.864
5 -	36.663	24.554	1:01.217 (1)	71.03		11:53:20.081
6 -	36.006	25.757	1:01.763	70.40	0.546	11:54:21.844
7 -	37.154	24.939	1:02.093	70.03	0.876	11:55:23.937
8 -	36.496	26.097	1:02.593	69.47	1.376	11:56:26.530
9 -	36.425	24.982	1:01.407 (2)	70.81	0.190	11:57:27.937
10 -	36.911	25.207	1:02.118	70.00	0.901	11:58:30.055
11 -	36.501	25.234	1:01.735	70.43	0.518	11:59:31.790
12 -	36.671	25.518	1:02.189	69.92	0.972	12:00:33.979

P2 85		Andrew WALES		MZ - Illuminated Design LTD		
IDEAL LAP TIME : 1:01.348		BEST LAP TIME : 1:01.656		DIFFERENCE : 0.308		
LAP	SECTOR 1	SECTOR 2	LAP TIME	MPH	DIFF	TIME OF DAY
1 -			1:08.447	63.53	6.791	11:49:12.800
2 -	36.659	25.193	1:01.852 (2)	70.30	0.196	11:50:14.652
3 -	37.922	25.230	1:03.152	68.85	1.496	11:51:17.804
4 -	36.967	24.689	1:01.656 (1)	70.53		11:52:19.460
5 -	38.222	26.094	1:04.316	67.61	2.660	11:53:23.776
6 -	36.742	25.248	1:01.990 (3)	70.15	0.334	11:54:25.766
7 -	37.102	25.437	1:02.539	69.53	0.883	11:55:28.305
8 -	38.048	25.250	1:03.298	68.70	1.642	11:56:31.603
9 -	38.446	25.792	1:04.238	67.69	2.582	11:57:35.841
10 -	37.981	25.912	1:03.893	68.06	2.237	11:58:39.734
11 -	38.314	25.645	1:03.959	67.99	2.303	11:59:43.693
12 -	38.506	25.500	1:04.006	67.94	2.350	12:00:47.699

P3 33		Greg WRIGHT		MZ - Neos-IT		
IDEAL LAP TIME : 1:02.709		BEST LAP TIME : 1:02.816		DIFFERENCE : 0.107		
LAP	SECTOR 1	SECTOR 2	LAP TIME	MPH	DIFF	TIME OF DAY
1 -			1:08.836	63.17	6.020	11:49:13.189
2 -	37.505	25.432	1:02.937 (2)	69.09	0.121	11:50:16.126
3 -	37.361	25.814	1:03.175 (3)	68.83	0.359	11:51:19.301
4 -	37.563	25.738	1:03.301	68.69	0.485	11:52:22.602
5 -	37.829	25.499	1:03.328	68.66	0.512	11:53:25.930
6 -	38.161	25.715	1:03.876	68.07	1.060	11:54:29.806
7 -	37.880	25.753	1:03.633	68.33	0.817	11:55:33.439
8 -	37.659	25.646	1:03.305	68.69	0.489	11:56:36.744
9 -	37.917	25.858	1:03.775	68.18	0.959	11:57:40.519
10 -	38.317	25.779	1:04.096	67.84	1.280	11:58:44.615
11 -	37.277	25.539	1:02.816 (1)	69.22		11:59:47.431
12 -	37.397	25.906	1:03.303	68.69	0.487	12:00:50.734

P4 53 GP		Mark WHITING		Yamaha TZ250 -		
IDEAL LAP TIME : 58.320		BEST LAP TIME : 58.359		DIFFERENCE : 0.039		
LAP	SECTOR 1	SECTOR 2	LAP TIME	MPH	DIFF	TIME OF DAY
1 -		24.914	1:52.019	38.81	53.660	11:49:56.372
2 -	37.049	24.230	1:01.279	70.96	2.920	11:50:57.651
3 -	36.971	24.168	1:01.139	71.12	2.780	11:51:58.790
4 -	36.685	24.120	1:00.805	71.51	2.446	11:52:59.595
5 -	35.893	24.363	1:00.256	72.16	1.897	11:53:59.851
6 -	36.557	24.273	1:00.830	71.48	2.471	11:55:00.681
7 -	36.264	23.941	1:00.205	72.22	1.846	11:56:00.886
8 -	35.481	24.441	59.922 (3)	72.57	1.563	11:57:00.808
9 -	36.773	23.253	1:00.026	72.44	1.667	11:58:00.834

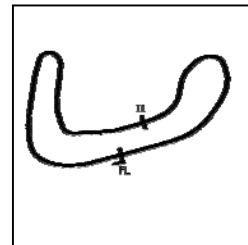
Weather / Track : Cloudy / Drying

Brands Hatch Indy
Circuit Length = 1.2079 miles
Start: 11:48 Flag 12:00 End: 12:01

BMCRC - MRO Championships 2018 - Rnd 1 @ Brands Hatch Indy

Chilton Motors BMZRC 250 MZ & Blue Haze 2-Stroke GP

RACE 5 - SECTOR ANALYSIS



SECTOR 1 = FL to I1, SECTOR 2 = I1 to FL, DIFF = Difference To Personal Best Lap, P = Crossed Finish Line in Pit Lane, D = Time Disallowed

10 -	35.191	23.168	58.359 (1)	74.51			11:58:59.193
11 -	36.536	23.953	1:00.489	71.89	2.130		11:59:59.682
12 -	35.152	23.734	58.886 (2)	73.84	0.527		12:00:58.568

P5 91 GPF Dan WRIGHT		Yamaha TZR250 -				
IDEAL LAP TIME : 58.720		BEST LAP TIME : 58.720				
		DIFFERENCE : 0.000				
LAP	SECTOR 1	SECTOR 2	LAP TIME	MPH	DIFF	TIME OF DAY
1 -		25.398	1:52.266	38.73	53.546	11:49:56.619
2 -	37.561	24.642	1:02.203	69.90	3.483	11:50:58.822
3 -	36.877	24.265	1:01.142	71.12	2.422	11:51:59.964
4 -	35.972	24.609	1:00.581	71.78	1.861	11:53:00.545
5 -	36.000	24.507	1:00.507	71.86	1.787	11:54:01.052
6 -	36.088	25.795	1:01.883	70.27	3.163	11:55:02.935
7 -	35.795	23.842	59.637 (2)	72.91	0.917	11:56:02.572
8 -	34.950	23.770	58.720 (1)	74.05		11:57:01.292
9 -	35.994	23.985	59.979	72.50	1.259	11:58:01.271
10 -	35.859	23.922	59.781 (3)	72.74	1.061	11:59:01.052
11 -	36.788	24.226	1:01.014	71.27	2.294	12:00:02.066
12 -	35.902	24.075	59.977	72.50	1.257	12:01:02.043

P6 9 Gary HOWLETT		MZ - HS Racing				
IDEAL LAP TIME : 1:03.343		BEST LAP TIME : 1:03.488				
		DIFFERENCE : 0.145				
LAP	SECTOR 1	SECTOR 2	LAP TIME	MPH	DIFF	TIME OF DAY
1 -			1:10.710	61.49	7.222	11:49:15.063
2 -	37.841	25.647	1:03.488 (1)	68.49		11:50:18.551
3 -	37.905	25.689	1:03.594 (2)	68.38	0.106	11:51:22.145
4 -	39.391	26.803	1:06.194	65.69	2.706	11:52:28.339
5 -	38.966	27.367	1:06.333	65.55	2.845	11:53:34.672
6 -	38.935	26.299	1:05.234	66.66	1.746	11:54:39.906
7 -	38.072	26.697	1:04.769	67.14	1.281	11:55:44.675
8 -	37.875	26.149	1:04.024 (3)	67.92	0.536	11:56:48.699
9 -	37.968	26.114	1:04.082	67.85	0.594	11:57:52.781
10 -	38.489	26.953	1:05.442	66.44	1.954	11:58:58.223
11 -	39.160	25.729	1:04.889	67.01	1.401	12:00:03.112
12 -	37.696	26.595	1:04.291	67.63	0.803	12:01:07.403

P7 68 Graham GARRIQUES		MZ -				
IDEAL LAP TIME : 1:02.911		BEST LAP TIME : 1:03.157				
		DIFFERENCE : 0.246				
LAP	SECTOR 1	SECTOR 2	LAP TIME	MPH	DIFF	TIME OF DAY
1 -			1:09.891	62.21	6.734	11:49:14.244
2 -	37.499	25.658	1:03.157 (1)	68.85		11:50:17.401
3 -	38.221	25.932	1:04.153 (3)	67.78	0.996	11:51:21.554
4 -	38.099	26.339	1:04.438	67.48	1.281	11:52:25.992
5 -	38.837	25.910	1:04.747	67.16	1.590	11:53:30.739
6 -	38.506	25.786	1:04.292	67.63	1.135	11:54:35.031
7 -	39.048	26.920	1:05.968	65.91	2.811	11:55:40.999
8 -	40.194	27.021	1:07.215	64.69	4.058	11:56:48.214
9 -	39.063	27.161	1:06.224	65.66	3.067	11:57:54.438
10 -	38.936	26.483	1:05.419	66.47	2.262	11:58:59.857
11 -	38.419	26.104	1:04.523	67.39	1.366	12:00:04.380
12 -	37.780	25.412	1:03.192 (2)	68.81	0.035	12:01:07.572

P8 31 David BIGNELL		MZ -				
IDEAL LAP TIME : 1:03.426		BEST LAP TIME : 1:03.696				
		DIFFERENCE : 0.270				
LAP	SECTOR 1	SECTOR 2	LAP TIME	MPH	DIFF	TIME OF DAY
1 -			1:13.383	59.25	9.687	11:49:17.736
2 -	39.215	26.610	1:05.825	66.06	2.129	11:50:23.561
3 -	38.835	26.681	1:05.516	66.37	1.820	11:51:29.077
4 -	39.309	26.491	1:05.800	66.08	2.104	11:52:34.877
5 -	39.241	26.494	1:05.735	66.15	2.039	11:53:40.612

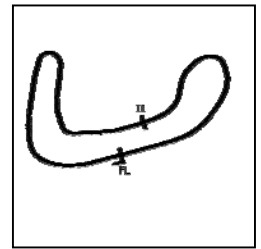
Weather / Track : Cloudy / Drying

Brands Hatch Indy
Circuit Length = 1.2079 miles
Start: 11:48 Flag 12:00 End: 12:01

BMCRC - MRO Championships 2018 - Rnd 1 @ Brands Hatch Indy

Chilton Motors BMZRC 250 MZ & Blue Haze 2-Stroke GP

RACE 5 - SECTOR ANALYSIS



SECTOR 1 = FL to I1, SECTOR 2 = I1 to FL, DIFF = Difference To Personal Best Lap, P = Crossed Finish Line in Pit Lane, D = Time Disallowed

6 -	38.893	25.547	1:04.440 (2)	67.48	0.744	11:54:45.052
7 -	39.329	25.934	1:05.263	66.63	1.567	11:55:50.315
8 -	37.879	25.817	1:03.696 (1)	68.27		11:56:54.011
9 -	38.555	26.081	1:04.636	67.27	0.940	11:57:58.647
10 -	39.085	26.477	1:05.562	66.32	1.866	11:59:04.209
11 -	38.479	26.142	1:04.621 (3)	67.29	0.925	12:00:08.830
12 -	39.148	25.855	1:05.003	66.89	1.307	12:01:13.833

P9 95 Christopher ROGERS		MZ - CB Racing				
IDEAL LAP TIME : 1:03.815		BEST LAP TIME : 1:04.097		DIFFERENCE : 0.282		
LAP	SECTOR 1	SECTOR 2	LAP TIME	MPH	DIFF	TIME OF DAY
1 -			1:13.544	59.12	9.447	11:49:17.897
2 -	39.405	26.639	1:06.044	65.84	1.947	11:50:23.941
3 -	38.966	26.410	1:05.376	66.51	1.279	11:51:29.317
4 -	39.270	26.587	1:05.857	66.03	1.760	11:52:35.174
5 -	39.192	26.323	1:05.515	66.37	1.418	11:53:40.689
6 -	38.620	25.869	1:04.489 (3)	67.43	0.392	11:54:45.178
7 -	39.001	25.993	1:04.994	66.90	0.897	11:55:50.172
8 -	38.372	25.725	1:04.097 (1)	67.84		11:56:54.269
9 -	38.358	26.684	1:05.042	66.85	0.945	11:57:59.311
10 -	38.909	26.809	1:05.718	66.17	1.621	11:59:05.029
11 -	38.690	25.457	1:04.147 (2)	67.79	0.050	12:00:09.176
12 -	38.967	26.047	1:05.014	66.88	0.917	12:01:14.190

P10 69 R Alexander MANN		MZ -				
IDEAL LAP TIME : 1:04.243		BEST LAP TIME : 1:04.355		DIFFERENCE : 0.112		
LAP	SECTOR 1	SECTOR 2	LAP TIME	MPH	DIFF	TIME OF DAY
1 -			1:13.602	59.08	9.247	11:49:17.955
2 -	39.536	26.471	1:06.007	65.88	1.652	11:50:23.962
3 -	39.296	26.151	1:05.447	66.44	1.092	11:51:29.409
4 -	39.718	26.132	1:05.850	66.03	1.495	11:52:35.259
5 -	39.812	26.198	1:06.010	65.87	1.655	11:53:41.269
6 -	38.614	25.741	1:04.355 (1)	67.57		11:54:45.624
7 -	40.364	27.036	1:07.400	64.51	3.045	11:55:53.024
8 -	39.286	26.236	1:05.522	66.36	1.167	11:56:58.546
9 -	39.756	26.410	1:06.166	65.72	1.811	11:58:04.712
10 -	39.209	26.254	1:05.463	66.42	1.108	11:59:10.175
11 -	39.038	26.315	1:05.353 (3)	66.54	0.998	12:00:15.528
12 -	38.502	26.146	1:04.648 (2)	67.26	0.293	12:01:20.176

P11 94 R Nick HODGINS		MZ -				
IDEAL LAP TIME : 1:05.498		BEST LAP TIME : 1:05.498		DIFFERENCE : 0.000		
LAP	SECTOR 1	SECTOR 2	LAP TIME	MPH	DIFF	TIME OF DAY
1 -			1:15.947	57.25	10.449	11:49:20.300
2 -	40.770	27.106	1:07.876	64.06	2.378	11:50:28.176
3 -	40.487	27.035	1:07.522	64.40	2.024	11:51:35.698
4 -	40.046	26.868	1:06.914	64.98	1.416	11:52:42.612
5 -	40.148	26.725	1:06.873	65.02	1.375	11:53:49.485
6 -	39.945	26.967	1:06.912	64.98	1.414	11:54:56.397
7 -	39.992	26.760	1:06.752	65.14	1.254	11:56:03.149
8 -	39.945	26.902	1:06.847	65.05	1.349	11:57:09.996
9 -	39.985	28.132	1:08.117	63.84	2.619	11:58:18.113
10 -	39.561	26.899	1:06.460 (3)	65.43	0.962	11:59:24.573
11 -	39.471	26.364	1:05.835 (2)	66.05	0.337	12:00:30.408
12 -	39.326	26.172	1:05.498 (1)	66.39		12:01:35.906

P12 5 Garry SAMETT		MZ - smallmouse				
IDEAL LAP TIME : 1:05.721		BEST LAP TIME : 1:05.721		DIFFERENCE : 0.000		
LAP	SECTOR 1	SECTOR 2	LAP TIME	MPH	DIFF	TIME OF DAY
1 -			1:15.819	57.35	10.098	11:49:20.172

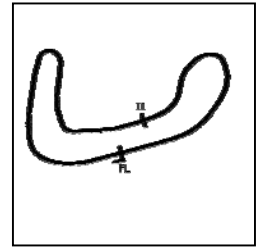
Weather / Track : Cloudy / Drying

Brands Hatch Indy
Circuit Length = 1.2079 miles
Start: 11:48 Flag 12:00 End: 12:01

BMCRC - MRO Championships 2018 - Rnd 1 @ Brands Hatch Indy

Chilton Motors BMZRC 250 MZ & Blue Haze 2-Stroke GP

RACE 5 - SECTOR ANALYSIS



SECTOR 1 = FL to I1, SECTOR 2 = I1 to FL, DIFF = Difference To Personal Best Lap, P = Crossed Finish Line in Pit Lane, D = Time Disallowed

2 -	41.469	27.824	1:09.293	62.75	3.572	11:50:29.465
3 -	41.015	27.222	1:08.237	63.72	2.516	11:51:37.702
4 -	41.325	27.456	1:08.781	63.22	3.060	11:52:46.483
5 -	41.198	27.529	1:08.727	63.27	3.006	11:53:55.210
6 -	41.109	28.100	1:09.209	62.83	3.488	11:55:04.419
7 -	40.261	26.747	1:07.008	64.89	1.287	11:56:11.427
8 -	40.157	26.729	1:06.886	65.01	1.165	11:57:18.313
9 -	39.751	27.088	1:06.839 (3)	65.06	1.118	11:58:25.152
10 -	39.468	26.917	1:06.385 (2)	65.50	0.664	11:59:31.537
11 -	39.156	26.565	1:05.721 (1)	66.16		12:00:37.258

P13 28 R William BROWN		MZ -				
IDEAL LAP TIME : 1:05.812		BEST LAP TIME : 1:06.142				
		DIFFERENCE : 0.330				
LAP	SECTOR 1	SECTOR 2	LAP TIME	MPH	DIFF	TIME OF DAY
1 -			1:20.244	54.19	14.102	11:49:24.597
2 -	41.011	28.022	1:09.033	62.99	2.891	11:50:33.630
3 -	41.742	27.394	1:09.136	62.89	2.994	11:51:42.766
4 -	40.546	27.143	1:07.689	64.24	1.547	11:52:50.455
5 -	39.934	26.830	1:06.764	65.13	0.622	11:53:57.219
6 -	39.151	28.396	1:07.547	64.37	1.405	11:55:04.766
7 -	39.503	26.793	1:06.296 (2)	65.59	0.154	11:56:11.062
8 -	39.481	26.661	1:06.142 (1)	65.74		11:57:17.204
9 -	39.483	27.213	1:06.696	65.20	0.554	11:58:23.906
10 -	39.782	27.757	1:07.539	64.38	1.397	11:59:31.439
11 -	39.398	27.268	1:06.666 (3)	65.22	0.524	12:00:38.105

P14 32 R John ASHMEAD		MZ -				
IDEAL LAP TIME : 1:06.316		BEST LAP TIME : 1:06.317				
		DIFFERENCE : 0.001				
LAP	SECTOR 1	SECTOR 2	LAP TIME	MPH	DIFF	TIME OF DAY
1 -			1:18.723	55.23	12.406	11:49:23.076
2 -	41.649	27.408	1:09.057	62.97	2.740	11:50:32.133
3 -	41.384	27.922	1:09.306	62.74	2.989	11:51:41.439
4 -	42.327	27.143	1:09.470	62.59	3.153	11:52:50.909
5 -	40.212	26.946	1:07.158	64.75	0.841	11:53:58.067
6 -	40.254	26.544	1:06.798 (3)	65.10	0.481	11:55:04.865
7 -	40.033	26.845	1:06.878	65.02	0.561	11:56:11.743
8 -	40.382	26.864	1:07.246	64.66	0.929	11:57:18.989
9 -	39.772	26.545	1:06.317 (1)	65.57		11:58:25.306
10 -	40.058	26.647	1:06.705 (2)	65.19	0.388	11:59:32.011
11 -	40.521	27.256	1:07.777	64.16	1.460	12:00:39.788

P15 40 Simon SNOWDEN		MZ - Wheels motorcycles peterborough				
IDEAL LAP TIME : 1:05.229		BEST LAP TIME : 1:05.229				
		DIFFERENCE : 0.000				
LAP	SECTOR 1	SECTOR 2	LAP TIME	MPH	DIFF	TIME OF DAY
1 -			1:19.539	54.67	14.310	11:49:23.892
2 -	41.468	28.003	1:09.471	62.59	4.242	11:50:33.363
3 -	42.947	28.105	1:11.052	61.20	5.823	11:51:44.415
4 -	41.362	28.122	1:09.484	62.58	4.255	11:52:53.899
5 -	40.611	27.733	1:08.344	63.62	3.115	11:54:02.243
6 -	39.941	27.635	1:07.576	64.35	2.347	11:55:09.819
7 -	40.148	27.157	1:07.305	64.61	2.076	11:56:17.124
8 -	39.671	27.165	1:06.836	65.06	1.607	11:57:23.960
9 -	39.366	27.072	1:06.438 (2)	65.45	1.209	11:58:30.398
10 -	38.620	26.609	1:05.229 (1)	66.66		11:59:35.627
11 -	39.440	27.038	1:06.478 (3)	65.41	1.249	12:00:42.105

P16 3 GP Tom BARRETT		Honda RS250 -				
IDEAL LAP TIME : 1:02.856		BEST LAP TIME : 1:03.238				
		DIFFERENCE : 0.382				
LAP	SECTOR 1	SECTOR 2	LAP TIME	MPH	DIFF	TIME OF DAY
1 -		25.991	1:55.759	37.56	52.521	11:50:00.112

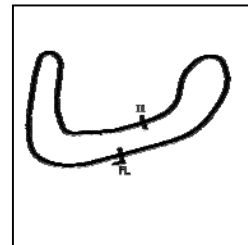
Weather / Track : Cloudy / Drying

Brands Hatch Indy
Circuit Length = 1.2079 miles
Start: 11:48 Flag 12:00 End: 12:01

BMCRC - MRO Championships 2018 - Rnd 1 @ Brands Hatch Indy

Chilton Motors BMZRC 250 MZ & Blue Haze 2-Stroke GP

RACE 5 - SECTOR ANALYSIS



SECTOR 1 = FL to I1, SECTOR 2 = I1 to FL, DIFF = Difference To Personal Best Lap, P = Crossed Finish Line in Pit Lane, D = Time Disallowed

2 -	39.571	26.111	1:05.682	66.20	2.444	11:51:05.794
3 -	39.520	25.705	1:05.225	66.67	1.987	11:52:11.019
4 -	38.305	26.065	1:04.370	67.55	1.132	11:53:15.389
5 -	39.336	26.647	1:05.983	65.90	2.745	11:54:21.372
6 -	38.847	25.133	1:03.980 (3)	67.96	0.742	11:55:25.352
7 -	39.198	25.569	1:04.767	67.14	1.529	11:56:30.119
8 -	39.274	25.096	1:04.370	67.55	1.132	11:57:34.489
9 -	37.760	25.478	1:03.238 (1)	68.76		11:58:37.727
10 -	37.985	25.781	1:03.766 (2)	68.19	0.528	11:59:41.493
11 -	37.945	26.105	1:04.050	67.89	0.812	12:00:45.543

P17 47		Richard FAYERS		MZ -		
IDEAL LAP TIME : 1:06.672		BEST LAP TIME : 1:07.450		DIFFERENCE : 0.778		
LAP	SECTOR 1	SECTOR 2	LAP TIME	MPH	DIFF	TIME OF DAY
1 -			1:19.946	54.39	12.496	11:49:24.299
2 -	42.126	27.224	1:09.350	62.70	1.900	11:50:33.649
3 -	42.914	27.700	1:10.614	61.58	3.164	11:51:44.263
4 -	41.289	27.276	1:08.565	63.42	1.115	11:52:52.828
5 -	41.648	28.171	1:09.819	62.28	2.369	11:54:02.647
6 -	41.018	27.115	1:08.133 (3)	63.82	0.683	11:55:10.780
7 -	40.328	27.122	1:07.450 (1)	64.47		11:56:18.230
8 -	40.539	27.742	1:08.281	63.68	0.831	11:57:26.511
9 -	39.964	27.545	1:07.509 (2)	64.41	0.059	11:58:34.020
10 -	40.847	27.934	1:08.781	63.22	1.331	11:59:42.801
11 -	42.031	26.708	1:08.739	63.26	1.289	12:00:51.540

P18 25		Chris CHADDERTON		MZ -		
IDEAL LAP TIME : 1:08.043		BEST LAP TIME : 1:08.111		DIFFERENCE : 0.068		
LAP	SECTOR 1	SECTOR 2	LAP TIME	MPH	DIFF	TIME OF DAY
1 -			1:20.499	54.02	12.388	11:49:24.852
2 -	42.746	28.288	1:11.034	61.21	2.923	11:50:35.886
3 -	42.584	27.984	1:10.568	61.62	2.457	11:51:46.454
4 -	42.554	28.299	1:10.853	61.37	2.742	11:52:57.307
5 -	42.391	27.953	1:10.344	61.81	2.233	11:54:07.651
6 -	41.808	28.325	1:10.133	62.00	2.022	11:55:17.784
7 -	41.963	27.174	1:09.137	62.89	1.026	11:56:26.921
8 -	40.869	27.242	1:08.111 (1)	63.84		11:57:35.032
9 -	41.268	27.718	1:08.986 (3)	63.03	0.875	11:58:44.018
10 -	41.242	27.323	1:08.565 (2)	63.42	0.454	11:59:52.583
11 -	41.654	27.671	1:09.325	62.72	1.214	12:01:01.908

P19 71 GPF		Richard HICKLING		Aprilia RS125 - All the Pickles		
IDEAL LAP TIME : 1:03.301		BEST LAP TIME : 1:03.301		DIFFERENCE : 0.000		
LAP	SECTOR 1	SECTOR 2	LAP TIME	MPH	DIFF	TIME OF DAY
1 -		27.909	1:59.827	36.29	56.526	11:50:04.180
2 -	40.858	27.640	1:08.498	63.48	5.197	11:51:12.678
3 -	39.682	26.746	1:06.428	65.46	3.127	11:52:19.106
4 -	39.529	27.023	1:06.552	65.34	3.251	11:53:25.658
5 -	40.325	27.028	1:07.353	64.56	4.052	11:54:33.011
6 -	40.449	27.443	1:07.892	64.05	4.591	11:55:40.903
7 -	39.276	26.365	1:05.641	66.24	2.340	11:56:46.544
8 -	39.531	26.377	1:05.908	65.97	2.607	11:57:52.452
9 -	38.534	26.179	1:04.713 (3)	67.19	1.412	11:58:57.165
10 -	38.474	26.083	1:04.557 (2)	67.36	1.256	12:00:01.722
11 -	37.730	25.571	1:03.301 (1)	68.69		12:01:05.023

P20 55 GPF		Nick COOPER		Aprilia RS250 MK2 - Skint Racing - Wemoto.com and Mr Spotch		
IDEAL LAP TIME : 1:03.756		BEST LAP TIME : 1:03.756		DIFFERENCE : 0.000		
LAP	SECTOR 1	SECTOR 2	LAP TIME	MPH	DIFF	TIME OF DAY
1 -		27.912	2:03.703	35.15	59.947	11:50:08.056

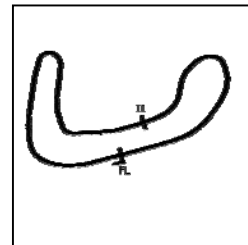
Weather / Track : Cloudy / Drying

Brands Hatch Indy
Circuit Length = 1.2079 miles
Start: 11:48 Flag 12:00 End: 12:01

BMCRC - MRO Championships 2018 - Rnd 1 @ Brands Hatch Indy

Chilton Motors BMZRC 250 MZ & Blue Haze 2-Stroke GP

RACE 5 - SECTOR ANALYSIS



SECTOR 1 = FL to I1, SECTOR 2 = I1 to FL, DIFF = Difference To Personal Best Lap, P = Crossed Finish Line in Pit Lane, D = Time Disallowed

2 -	41.267	27.315	1:08.582	63.40	4.826	11:51:16.638
3 -	39.576	26.504	1:06.080	65.80	2.324	11:52:22.718
4 -	39.357	26.234	1:05.591	66.29	1.835	11:53:28.309
5 -	39.019	26.128	1:05.147 (3)	66.75	1.391	11:54:33.456
6 -	39.717	26.569	1:06.286	65.60	2.530	11:55:39.742
7 -	39.652	26.686	1:06.338	65.55	2.582	11:56:46.080
8 -	39.453	26.460	1:05.913	65.97	2.157	11:57:51.993
9 -	39.033	26.549	1:05.582	66.30	1.826	11:58:57.575
10 -	38.497	25.913	1:04.410 (2)	67.51	0.654	12:00:01.985
11 -	38.251	25.505	1:03.756 (1)	68.20		12:01:05.741

P21 21 GPF Ben HUNTER			Yamaha RD350LC -			
IDEAL LAP TIME : 1:05.152		BEST LAP TIME : 1:05.152		DIFFERENCE : 0.000		
LAP	SECTOR 1	SECTOR 2	LAP TIME	MPH	DIFF	TIME OF DAY
1 -		26.475	1:58.004	36.85	52.852	11:50:02.357
2 -	39.784	26.616	1:06.400 (3)	65.49	1.248	11:51:08.757
3 -	40.619	26.705	1:07.324	64.59	2.172	11:52:16.081
4 -	41.422	26.647	1:08.069	63.88	2.917	11:53:24.150
5 -	40.361	26.751	1:07.112	64.79	1.960	11:54:31.262
6 -	41.428	26.613	1:08.041	63.91	2.889	11:55:39.303
7 -	41.380	26.121	1:07.501	64.42	2.349	11:56:46.804
8 -	40.341	25.974	1:06.315 (2)	65.57	1.163	11:57:53.119
9 -	39.373	25.779	1:05.152 (1)	66.74		11:58:58.271
10 -	41.441	26.609	1:08.050	63.90	2.898	12:00:06.321
11 -	40.840	26.703	1:07.543	64.38	2.391	12:01:13.864

P22 56 R Russell TURNER			MZ -			
IDEAL LAP TIME : 1:09.793		BEST LAP TIME : 1:09.962		DIFFERENCE : 0.169		
LAP	SECTOR 1	SECTOR 2	LAP TIME	MPH	DIFF	TIME OF DAY
1 -			1:20.345	54.12	10.383	11:49:24.698
2 -	42.314	28.727	1:11.041	61.21	1.079	11:50:35.739
3 -	42.104	28.417	1:10.521	61.66	0.559	11:51:46.260
4 -	42.346	28.551	1:10.897	61.33	0.935	11:52:57.157
5 -	41.508	28.454	1:09.962 (1)	62.15		11:54:07.119
6 -	41.924	28.319	1:10.243 (3)	61.90	0.281	11:55:17.362
7 -	42.363	29.635	1:11.998	60.39	2.036	11:56:29.360
8 -	45.188	30.283	1:15.471	57.61	5.509	11:57:44.831
9 -	41.586	29.814	1:11.400	60.90	1.438	11:58:56.231
10 -	43.630	29.439	1:13.069	59.51	3.107	12:00:09.300
11 -	41.474	28.665	1:10.139 (2)	61.99	0.177	12:01:19.439

P23 30 GPF Neil HEWSON			Suzuki RGV250 -			
IDEAL LAP TIME : 1:05.590		BEST LAP TIME : 1:06.840		DIFFERENCE : 1.250		
LAP	SECTOR 1	SECTOR 2	LAP TIME	MPH	DIFF	TIME OF DAY
1 -		26.054	1:59.595	36.36	52.755	11:50:03.948
2 -	41.009	26.169	1:07.178 (3)	64.73	0.338	11:51:11.126
3 -	40.095	26.745	1:06.840 (1)	65.05		11:52:17.966
4 -	40.470	26.764	1:07.234	64.67	0.394	11:53:25.200
5 -	40.786	26.061	1:06.847 (2)	65.05	0.007	11:54:32.047
6 -	43.130	25.839	1:08.969	63.05	2.129	11:55:41.016
7 -	40.318	27.627	1:07.945	64.00	1.105	11:56:48.961
8 -	39.751	27.916	1:07.667	64.26	0.827	11:57:56.628
9 -	40.555	26.931	1:07.486	64.43	0.646	11:59:04.114
10 -	40.387	26.844	1:07.231	64.68	0.391	12:00:11.345
11 -	41.039	27.215	1:08.254	63.71	1.414	12:01:19.599

P24 38 Chris PETTET			MZ -			
IDEAL LAP TIME : 1:09.970		BEST LAP TIME : 1:10.477		DIFFERENCE : 0.507		
LAP	SECTOR 1	SECTOR 2	LAP TIME	MPH	DIFF	TIME OF DAY
1 -			1:21.616	53.28	11.139	11:49:25.969

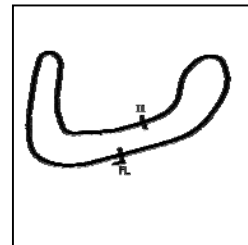
Weather / Track : Cloudy / Drying

Brands Hatch Indy
Circuit Length = 1.2079 miles
Start: 11:48 Flag 12:00 End: 12:01

BMCRC - MRO Championships 2018 - Rnd 1 @ Brands Hatch Indy

Chilton Motors BMZRC 250 MZ & Blue Haze 2-Stroke GP

RACE 5 - SECTOR ANALYSIS



SECTOR 1 = FL to I1, SECTOR 2 = I1 to FL, DIFF = Difference To Personal Best Lap, P = Crossed Finish Line in Pit Lane, D = Time Disallowed

2 -	42.996	28.831	1:11.827	60.54	1.350	11:50:37.796
3 -	42.805	28.907	1:11.712	60.63	1.235	11:51:49.508
4 -	42.734	28.397	1:11.131	61.13	0.654	11:53:00.639
5 -	42.222	28.255	1:10.477 (1)	61.70		11:54:11.116
6 -	42.126	29.641	1:11.767	60.59	1.290	11:55:22.883
7 -	43.718	28.927	1:12.645	59.86	2.168	11:56:35.528
8 -	42.220	28.685	1:10.905	61.33	0.428	11:57:46.433
9 -	41.791	28.973	1:10.764 (3)	61.45	0.287	11:58:57.197
10 -	43.058	29.132	1:12.190	60.23	1.713	12:00:09.387
11 -	41.715	28.940	1:10.655 (2)	61.54	0.178	12:01:20.042

P25 60 GPF Ian READ			Suzuki RGT460 - MiMS Racing			
IDEAL LAP TIME : 1:07.443		BEST LAP TIME : 1:07.457	DIFFERENCE : 0.014			
LAP	SECTOR 1	SECTOR 2	LAP TIME	MPH	DIFF	TIME OF DAY
1 -		27.562	2:02.472	35.50	55.015	11:50:06.825
2 -	41.847	27.857	1:09.704	62.38	2.247	11:51:16.529
3 -	41.563	27.532	1:09.095	62.93	1.638	11:52:25.624
4 -	41.157	27.628	1:08.785	63.22	1.328	11:53:34.409
5 -	41.368	28.126	1:09.494	62.57	2.037	11:54:43.903
6 -	41.448	27.784	1:09.232	62.81	1.775	11:55:53.135
7 -	40.585	27.536	1:08.121 (2)	63.83	0.664	11:57:01.256
8 -	40.445	28.305	1:08.750	63.25	1.293	11:58:10.006
9 -	41.409	27.146	1:08.555	63.43	1.098	11:59:18.561
10 -	40.297	27.160	1:07.457 (1)	64.46		12:00:26.018
11 -	40.870	27.626	1:08.496 (3)	63.48	1.039	12:01:34.514

P26 52 GPF Kallam SWYER			Aprilia RS125 - Poole tyres & MOT centre			
IDEAL LAP TIME : 1:07.333		BEST LAP TIME : 1:07.686	DIFFERENCE : 0.353			
LAP	SECTOR 1	SECTOR 2	LAP TIME	MPH	DIFF	TIME OF DAY
1 -		27.228	2:06.654	34.33	58.968	11:50:11.007
2 -	41.691	26.996	1:08.687	63.31	1.001	11:51:19.694
3 -	41.726	27.072	1:08.798	63.20	1.112	11:52:28.492
4 -	41.378	27.044	1:08.422	63.55	0.736	11:53:36.914
5 -	41.059	27.033	1:08.092 (3)	63.86	0.406	11:54:45.006
6 -	41.266	27.523	1:08.789	63.21	1.103	11:55:53.795
7 -	40.840	27.434	1:08.274	63.69	0.588	11:57:02.069
8 -	40.496	27.811	1:08.307	63.66	0.621	11:58:10.376
9 -	42.098	27.498	1:09.596	62.48	1.910	11:59:19.972
10 -	40.337	27.426	1:07.763 (2)	64.17	0.077	12:00:27.735
11 -	40.479	27.207	1:07.686 (1)	64.24		12:01:35.421

P27 98 R Shane NEWMAN			MZ - Newman Racing			
IDEAL LAP TIME : 1:14.616		BEST LAP TIME : 1:14.858	DIFFERENCE : 0.242			
LAP	SECTOR 1	SECTOR 2	LAP TIME	MPH	DIFF	TIME OF DAY
1 -			1:24.387	51.53	9.529	11:49:28.740
2 -	45.965	29.882	1:15.847	57.33	0.989	11:50:44.587
3 -	45.387	30.240	1:15.627	57.50	0.769	11:52:00.214
4 -	45.479	30.650	1:16.129	57.12	1.271	11:53:16.343
5 -	44.789	30.318	1:15.107 (2)	57.89	0.249	11:54:31.450
6 -	45.892	30.280	1:16.172	57.08	1.314	11:55:47.622
7 -	45.157	30.103	1:15.260	57.78	0.402	11:57:02.882
8 -	44.734	31.036	1:15.770	57.39	0.912	11:58:18.652
9 -	44.958	29.900	1:14.858 (1)	58.09		11:59:33.510
10 -	45.177	30.051	1:15.228 (3)	57.80	0.370	12:00:48.738

P28 11 GPF Gael MACHARD			Aprilia RS250 -			
IDEAL LAP TIME : 1:06.575		BEST LAP TIME : 1:06.661	DIFFERENCE : 0.086			
LAP	SECTOR 1	SECTOR 2	LAP TIME	MPH	DIFF	TIME OF DAY
1 -		27.073	1:57.895	36.88	51.234	11:50:02.248
2 -	40.347	26.555	1:06.902 (2)	64.99	0.241	11:51:09.150

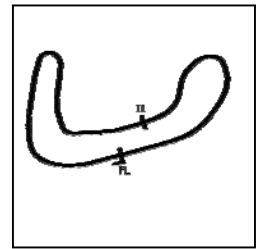
Weather / Track : Cloudy / Drying

Brands Hatch Indy
Circuit Length = 1.2079 miles
Start: 11:48 Flag 12:00 End: 12:01

BMCRC - MRO Championships 2018 - Rnd 1 @ Brands Hatch Indy

Chilton Motors BMZRC 250 MZ & Blue Haze 2-Stroke GP

RACE 5 - SECTOR ANALYSIS



SECTOR 1 = FL to I1, SECTOR 2 = I1 to FL, DIFF = Difference To Personal Best Lap, P = Crossed Finish Line in Pit Lane, D = Time Disallowed

3 -	41.023	27.328	1:08.351	63.62	1.690	11:52:17.501
4 -	40.594	26.793	1:07.387 (3)	64.53	0.726	11:53:24.888
5 -	40.108	26.553	1:06.661 (1)	65.23		11:54:31.549
6 -	41.725	26.798	1:08.523	63.46	1.862	11:55:40.072
7 -	40.884	27.115	1:07.999	63.95	1.338	11:56:48.071

P29	96	Chris KENT	MZ - Me, Myself & I
IDEAL LAP TIME : 1:01.050		BEST LAP TIME : 1:01.175	DIFFERENCE : 0.125

LAP	SECTOR 1	SECTOR 2	LAP TIME	MPH	DIFF	TIME OF DAY
1 -			1:07.596	64.33	6.421	11:49:11.949
2 -	36.846	24.901	1:01.747 (3)	70.42	0.572	11:50:13.696
3 -	37.239	25.253	1:02.492	69.58	1.317	11:51:16.188
4 -	36.298	25.436	1:01.734 (2)	70.44	0.559	11:52:17.922
5 -	36.423	24.752	1:01.175 (1)	71.08		11:53:19.097

P30	20	Christopher WATSON	MZ - Expert Locksmiths Medway
IDEAL LAP TIME : 1:05.474		BEST LAP TIME : 1:05.619	DIFFERENCE : 0.145

LAP	SECTOR 1	SECTOR 2	LAP TIME	MPH	DIFF	TIME OF DAY
1 -			1:14.137	58.65	8.518	11:49:18.490
2 -	39.477	26.754	1:06.231	65.65	0.612	11:50:24.721
3 -	39.365	26.449	1:05.814 (3)	66.07	0.195	11:51:30.535
4 -	39.272	26.347	1:05.619 (1)	66.27		11:52:36.154
5 -	39.127	26.527	1:05.654 (2)	66.23	0.035	11:53:41.808

BMCRC - MRO Championships 2018 - Rnd 1 @ Brands Hatch Indy

Chilton Motors BMZRC 250 MZ & Blue Haze 2-Stroke GP

RACE 5 - BEST SECTORS

SECTOR 1			SECTOR 2			IDEAL / BEST COMPARISON						
POS	NO	NAME	TIME	NO	NAME	TIME	POS	NO	NAME	IDEAL	BEST	DIFF
									PERFECT LAP	58.118		
1	91	WRIGHT	34.950	53	WHITING	23.168	1	53	WHITING	58.320	58.359	0.039
2	53	WHITING	35.152	91	WRIGHT	23.770	2	91	WRIGHT	58.720	58.720	0.000
3	82	TAYLOR	36.006	82	TAYLOR	24.554	3	82	TAYLOR	1:00.560	1:01.217	0.657
4	96	KENT	36.298	85	WALES	24.689	4	96	KENT	1:01.050	1:01.175	0.125
5	85	WALES	36.659	96	KENT	24.752	5	85	WALES	1:01.348	1:01.656	0.308
6	33	WRIGHT	37.277	3	BARRETT	25.096	6	33	WRIGHT	1:02.709	1:02.816	0.107
7	68	GARRIQUES	37.499	68	GARRIQUES	25.412	7	3	BARRETT	1:02.856	1:03.238	0.382
8	9	HOWLETT	37.696	33	WRIGHT	25.432	8	68	GARRIQUES	1:02.911	1:03.157	0.246
9	71	HICKLING	37.730	95	ROGERS	25.457	9	71	HICKLING	1:03.301	1:03.301	0.000
10	3	BARRETT	37.760	55	COOPER	25.505	10	9	HOWLETT	1:03.343	1:03.488	0.145
11	31	BIGNELL	37.879	31	BIGNELL	25.547	11	31	BIGNELL	1:03.426	1:03.696	0.270
12	55	COOPER	38.251	71	HICKLING	25.571	12	55	COOPER	1:03.756	1:03.756	0.000
13	95	ROGERS	38.358	9	HOWLETT	25.647	13	95	ROGERS	1:03.815	1:04.097	0.282
14	69	MANN	38.502	69	MANN	25.741	14	69	MANN	1:04.243	1:04.355	0.112
15	40	SNOWDEN	38.620	21	HUNTER	25.779	15	21	HUNTER	1:05.152	1:05.152	0.000
16	20	WATSON	39.127	30	HEWSON	25.839	16	40	SNOWDEN	1:05.229	1:05.229	0.000
17	28	BROWN	39.151	94	HODGINS	26.172	17	20	WATSON	1:05.474	1:05.619	0.145
18	5	SAMETT	39.156	20	WATSON	26.347	18	94	HODGINS	1:05.498	1:05.498	0.000
19	94	HODGINS	39.326	32	ASHMEAD	26.544	19	30	HEWSON	1:05.590	1:06.840	1.250
20	21	HUNTER	39.373	11	MACHARD	26.553	20	5	SAMETT	1:05.721	1:05.721	0.000
21	30	HEWSON	39.751	5	SAMETT	26.565	21	28	BROWN	1:05.812	1:06.142	0.330
22	32	ASHMEAD	39.772	40	SNOWDEN	26.609	22	32	ASHMEAD	1:06.316	1:06.317	0.001
23	47	FAYERS	39.964	28	BROWN	26.661	23	11	MACHARD	1:06.575	1:06.661	0.086
24	11	MACHARD	40.022	47	FAYERS	26.708	24	47	FAYERS	1:06.672	1:07.450	0.778
25	60	READ	40.297	52	SWYER	26.996	25	52	SWYER	1:07.333	1:07.686	0.353
26	52	SWYER	40.337	60	READ	27.146	26	60	READ	1:07.443	1:07.457	0.014
27	25	CHADDERTON	40.869	25	CHADDERTON	27.174	27	25	CHADDERTON	1:08.043	1:08.111	0.068
28	56	TURNER	41.474	38	PETTET	28.255	28	56	TURNER	1:09.793	1:09.962	0.169
29	38	PETTET	41.715	56	TURNER	28.319	29	38	PETTET	1:09.970	1:10.477	0.507
30	98	NEWMAN	44.734	98	NEWMAN	29.882	30	98	NEWMAN	1:14.616	1:14.858	0.242

Weather / Track : Cloudy / Drying

Results can be found at www.tsl-timing.com

Brands Hatch Indy
 Circuit Length = 1.2079 miles
 Start: 11:48 Flag 12:00 End: 12:01

Printed - 12:12 Sunday, 11 March 2018


BMCRC - MRO Championships 2018 - Rnd 1 @ Brands Hatch Indy

Chilton Motors BMZRC 250 MZ & Blue Haze 2-Stroke GP

RACE 15 - GRID (12 Laps)

ROW 13		39		38	0 Jeremy HILL	37	52 Kallam SWYER	1:07.686		
ROW 12	36	60 Ian READ	1:07.457	35	30 Neil HEWSON	1:06.840	34	11 Gael MACHARD	1:06.661	
ROW 11		33	21 Ben HUNTER	1:05.152	32	55 Nick COOPER	1:03.756	31	71 Richard HICKLING	1:03.301
ROW 10	30	3 Tom BARRETT	1:03.238	29	91 Dan WRIGHT	58.720	28	53 Mark WHITING	58.359	
ROW 9		27		26			25			
ROW 8	24			23			22	29 Simon HART		
ROW 7		21	44 Robert DESSOY		20	98 Shane NEWMAN	1:14.858	19	38 Chris PETTET	1:10.477
ROW 6	18	56 Russell TURNER	1:09.962	17	25 Chris CHADDERTON	1:08.111	16	47 Richard FAYERS	1:07.450	
ROW 5		15	32 John ASHMEAD	1:06.317	14	28 William BROWN	1:06.142	13	5 Garry SAMETT	1:05.721
ROW 4	12	20 Christopher WATSON	1:05.619	11	94 Nick HODGINS	1:05.498	10	40 Simon SNOWDEN	1:05.229	
ROW 3		9	69 Alexander MANN	1:04.355	8	95 Christopher ROGERS	1:04.097	7	31 David BIGNELL	1:03.696
ROW 2	6	9 Gary HOWLETT	1:03.488	5	68 Graham GARRIQUES	1:03.157	4	33 Greg WRIGHT	1:02.816	
ROW 1		3	85 Andrew WALES	1:01.656	2	82 Mark TAYLOR	1:01.217	1	96 Chris KENT	1:01.175

Pole



Brands Hatch Indy
 Circuit Length = 1.2079 miles

These results are provisional until the conclusion of any judicial and technical matters.

Clerk Of Course :		Timekeeper :	
-------------------	--	--------------	--

Results can be found at www.tsl-timing.com

Printed - 12:15 Sunday, 11 March 2018



BMCRC-MRO Championships 2018



**Team Respro MRO 600 inc
Clubman 600**

Brands Hatch Indy Circuit

10th / 11th March 2018



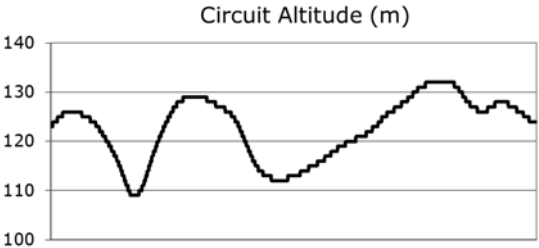
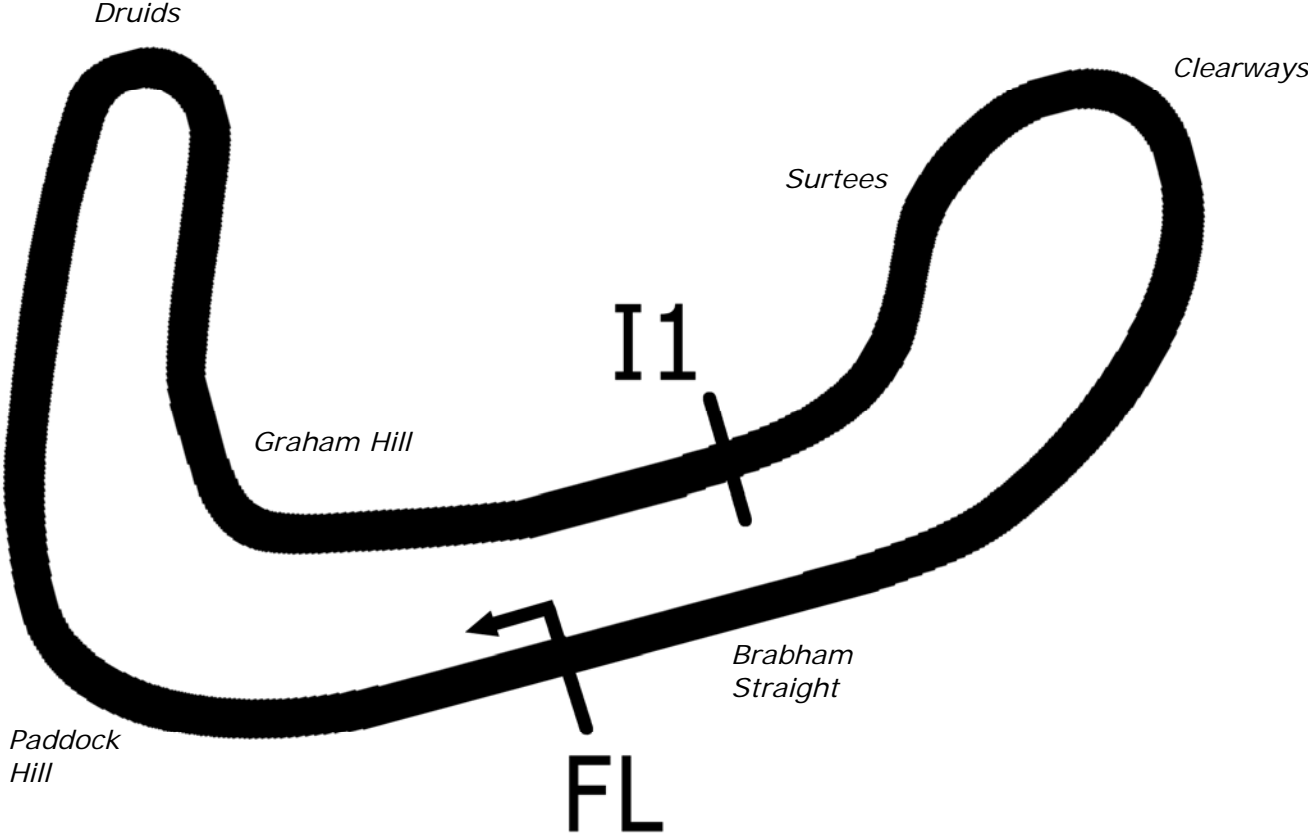
Results Provided by Timing Solutions Ltd
www.tsl-timing.com

Brands Hatch Indy



SPORTS TIMING

TIMING SOLUTIONS LTD



Length	1.2079 miles	1944.0 m	
FL		51.36032 N	0.26032 E
I1	1112m	51.35934 N	0.25955 E
Pit Entry	1669m	51.35911 N	0.25743 E
Pit Exit	83m after FL	51.36017 N	0.26051 E
Pit Entry–Pit Exit 332m, 19.9s @60kph, 14.9s @80kph			

BMCRC - MRO Championships 2018 - Rnd 1 @ Brands Hatch Indy

Team Respro MRO 600 inc Clubman 600

QUALIFYING - CLASSIFICATION

POS	NO	CL	PIC NAME	ENTRY	TIME	ON	LAPS	GAP	DIFF	MPH
1	52		1 Tommy PHILP	Yamaha - Draper vent	53.653	13	14			81.05
2	126		2 Luke HOPKINS	Yamaha - Mum - Zarra Hopkins	54.072	13	14	0.419	0.419	80.42
3	111		3 Sam SMITH	Kawasaki - GBM KAWASAKI	54.115	12	13	0.462	0.043	80.35
4	40		4 David SHELVEY	Suzuki - ymark.com	54.232	10	11	0.579	0.117	80.18
5	56		5 Michael MILLS	Yamaha - A51 Racing	54.634	14	14	0.981	0.402	79.59
6	14		6 Chris BURRAGE	Yamaha - Seton Tuning	54.966	13	13	1.313	0.332	79.11
7	11		7 Josh HARVEY	Yamaha - NR Racing	55.051	13	14	1.398	0.085	78.99
8	46		8 Harry ROWLINGS	Triumph - Bernard Elliott Racing / Steve Jordan M/cycles	55.126	12	14	1.473	0.075	78.88
9	13	C	1 Ben HAWES	Kawasaki -	55.195	13	13	1.542	0.069	78.78
10	17	C	2 Philip BAKER	Triumph - Ashford accident repair center	55.212	13	15	1.559	0.017	78.76
11	156*	C	3 Michael STONE	Kawasaki -	55.299	13	13	1.646	0.087	78.63
12	53	C	4 Jason SIGGS	Yamaha - J Siggs Construction	55.328	13	14	1.675	0.029	78.59
13	82	C	5 Andrew SMITH	Kawasaki - 5 Club Racing	55.407	15	15	1.754	0.079	78.48
14	184		9 David TWYFORD	Yamaha -	55.516	9	9	1.863	0.109	78.33
15	81	C	6 Liam DUFFETT	Triumph -	55.585	12	13	1.932	0.069	78.23
16	32	C	7 Mark PIPER	Yamaha - please sponsor me	55.757	14	14	2.104	0.172	77.99
17	130	C	8 Lee BUTTON	Yamaha - Elite Spas/Goodwins/Sparkle Spas	56.137	11	12	2.484	0.380	77.46
18	99		10 Michael SIMMONS	Yamaha - Westcountry Windings	56.162	11	13	2.509	0.025	77.42
19	30	C	9 Richard GOODE	YAMAHA - Wps ltd / Geoff hand automotive engineering	56.319	8	9	2.666	0.157	77.21
20	5		11 Aaron CLARKE	Yamaha - Yamaha	56.690	9	9	3.037	0.371	76.70
21	60	C	10 Jack YOUNGE	Yamaha - Chase Timber Products	56.817	12	12	3.164	0.127	76.53
22	171		12 Wesley PEARCE	Yamaha - 777 Demolition	57.545	14	14	3.892	0.728	75.56
23	661	C	11 Cameron HARRIS	Yamaha - HARRIS PERFORMANCE	57.720	12	12	4.067	0.175	75.33
24	143	C	12 Daire PRENDERGAST	Kawasaki -	57.862	9	9	4.209	0.142	75.15
25	88	C	13 Michael STANLEY	Triumph -	58.013	13	13	4.360	0.151	74.95
26	80	C	14 Stephen KIMMINGS	Yamaha - S T Engineering	58.087	13	13	4.434	0.074	74.86
27	181	C	15 Gary CROFT	Yamaha - Big G Racing, Little e, Acle Locksmiths, Nexx H	58.319	10	12	4.666	0.232	74.56
28	192	C	16 Daniel MOFFA	Triumph - DM Racing	59.627	9	9	5.974	1.308	72.93
29	96	C	17 Bradley ROBINSON	Kawasaki -	1:00.121	10	10	6.468	0.494	72.33
30	222	C	18 Matthew EPPS	Yamaha - M.E Vehicle Repairs	1:00.743	8	8	7.090	0.622	71.59

* No 156 - Please fit a working transponder

Brands Hatch Indy
Circuit Length = 1.2079 miles
Start: 12:00 Flag 12:14 End: 12:15

Weather / Track : Cloudy / Drying
These results are provisional until the conclusion of any judicial and technical matters.

Clerk Of Course :	Timekeeper :
-------------------	--------------

Results can be found at www.tsl-timing.com

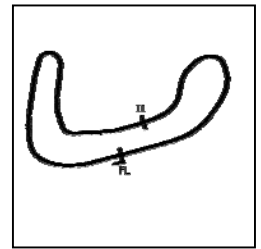
Printed - 12:23 Saturday, 10 March 2018



BMCRC - MRO Championships 2018 - Rnd 1 @ Brands Hatch Indy

Team Respro MRO 600 inc Clubman 600

QUALIFYING - SECTOR ANALYSIS



SECTOR 1 = FL to I1, SECTOR 2 = I1 to FL, DIFF = Difference To Personal Best Lap, P = Crossed Finish Line in Pit Lane, D = Time Disallowed

P1 52		Tommy PHILP		Yamaha - Draper vent			
IDEAL LAP TIME : 53.653		BEST LAP TIME : 53.653		DIFFERENCE : 0.000			
LAP	SECTOR 1	SECTOR 2	LAP TIME	MPH	DIFF	TIME OF DAY	
1 -	38.105	24.026	1:02.131	69.99	8.478	12:02:11.086	
2 -	35.812	23.006	58.818	73.93	5.165	12:03:09.904	
3 -	34.008	22.405	56.413	77.08	2.760	12:04:06.317	
4 -	34.905	22.069	56.974	76.32	3.321	12:05:03.291	
5 -	32.988	21.597	54.585 (2)	79.66	0.932	12:05:57.876	
6 -	34.171	22.765	56.936	76.37	3.283	12:06:54.812	
7 -	33.637	22.814	56.451	77.03	2.798	12:07:51.263	
8 -	33.408	21.562	54.970 (3)	79.10	1.317	12:08:46.233	
9 -	33.572	22.450	56.022	77.62	2.369	12:09:42.255	
10 -	33.686	22.577	56.263	77.29	2.610	12:10:38.518	
11 -	44.384	25.615	1:09.999	62.12	16.346	12:11:48.517	
12 -	32.702	27.382	1:00.084	72.37	6.431	12:12:48.601	
13 -	32.145	21.508	53.653 (1)	81.05		12:13:42.254	
14 -	42.966	24.922	1:07.888	64.05	14.235	12:14:50.142	

P2 126		Luke HOPKINS		Yamaha - Mum - Zarra Hopkins			
IDEAL LAP TIME : 54.072		BEST LAP TIME : 54.072		DIFFERENCE : 0.000			
LAP	SECTOR 1	SECTOR 2	LAP TIME	MPH	DIFF	TIME OF DAY	
1 -	42.573	25.833	1:08.406	63.57	14.334	12:02:30.413	
2 -	37.886	24.647	1:02.533	69.54	8.461	12:03:32.946	
3 -	35.580	23.887	59.467	73.12	5.395	12:04:32.413	
4 -	37.612	23.977	1:01.589	70.60	7.517	12:05:34.002	
5 -	35.640	23.917	59.557	73.01	5.485	12:06:33.559	
6 -	34.677	23.115	57.792	75.24	3.720	12:07:31.351	
7 -	34.766	23.265	58.031	74.93	3.959	12:08:29.382	
8 -	34.141	22.828	56.969	76.33	2.897	12:09:26.351	
9 -	33.968	22.826	56.794	76.56	2.722	12:10:23.145	
10 -	33.593	22.444	56.037	77.60	1.965	12:11:19.182	
11 -	33.560	22.419	55.979	77.68	1.907	12:12:15.161	
12 -	33.049	21.851	54.900 (2)	79.20	0.828	12:13:10.061	
13 -	32.325	21.747	54.072 (1)	80.42		12:14:04.133	
14 -	34.018	21.870	55.888 (3)	77.80	1.816	12:15:00.021	

P3 111		Sam SMITH		Kawasaki - GBM KAWASAKI			
IDEAL LAP TIME : 53.931		BEST LAP TIME : 54.115		DIFFERENCE : 0.184			
LAP	SECTOR 1	SECTOR 2	LAP TIME	MPH	DIFF	TIME OF DAY	
1 -	OUTLAP	25.256	1:04.939	66.96	10.824	12:03:54.318	
2 -	36.454	24.336	1:00.790	71.53	6.675	12:04:55.108	
3 -	36.029	24.323	1:00.352	72.05	6.237	12:05:55.460	
4 -	35.628	23.813	59.441	73.15	5.326	12:06:54.901	
5 -	34.322	22.803	57.125	76.12	3.010	12:07:52.026	
6 -	36.155	22.301	58.456	74.39	4.341	12:08:50.482	
7 -	33.409	22.034	55.443	78.43	1.328	12:09:45.925	
8 -	32.833	21.877	54.710 (3)	79.48	0.595	12:10:40.635	
9 -	33.636	22.082	55.718	78.04	1.603	12:11:36.353	
10 -	33.726	21.730	55.456	78.41	1.341	12:12:31.809	
11 -	32.367	22.438	54.805	79.34	0.690	12:13:26.614	
12 -	32.551	21.564	54.115 (1)	80.35		12:14:20.729	
13 -	32.533	21.587	54.120 (2)	80.35	0.005	12:15:14.849	

P4 40		David SHELVEY		Suzuki - ymark.com			
IDEAL LAP TIME : 54.062		BEST LAP TIME : 54.232		DIFFERENCE : 0.170			
LAP	SECTOR 1	SECTOR 2	LAP TIME	MPH	DIFF	TIME OF DAY	
1 -	43.092	25.381	1:08.473	63.50	14.241	12:02:30.898	
2 -	37.124	24.866	1:01.990	70.15	7.758	12:03:32.888	
3 -	36.163	23.483	59.646	72.90	5.414	12:04:32.534	
4 -	45.073	27.002	1:12.075	60.33	17.843	12:05:44.609	

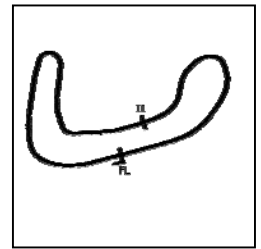
Weather / Track : Cloudy / Drying

Brands Hatch Indy
Circuit Length = 1.2079 miles
Start: 12:00 Flag 12:14 End: 12:15

BMCRC - MRO Championships 2018 - Rnd 1 @ Brands Hatch Indy

Team Respro MRO 600 inc Clubman 600

QUALIFYING - SECTOR ANALYSIS



SECTOR 1 = FL to I1, SECTOR 2 = I1 to FL, DIFF = Difference To Personal Best Lap, P = Crossed Finish Line in Pit Lane, D = Time Disallowed

5 -	34.493	21.969	56.462	77.01	2.230	12:06:41.071
6 -	34.418	22.313	56.731	76.65	2.499	12:07:37.802
7 -	42.747	35.188	1:17.935	55.79	23.703	12:08:55.737
8 -	34.194	21.777	55.971	77.69	1.739	12:09:51.708
9 -	33.121	22.381	55.502 (3)	78.35	1.270	12:10:47.210
10 -	32.778	21.454	54.232 (1)	80.18		12:11:41.442
11 -	33.007	21.284	54.291 (2)	80.09	0.059	12:12:35.733

P5	56	Michael MILLS	Yamaha - A51 Racing			
IDEAL LAP TIME : 54.634		BEST LAP TIME : 54.634	DIFFERENCE : 0.000			

LAP	SECTOR 1	SECTOR 2	LAP TIME	MPH	DIFF	TIME OF DAY
1 -	42.079	24.822	1:06.901	65.00	12.267	12:02:18.031
2 -	38.109	24.100	1:02.209	69.90	7.575	12:03:20.240
3 -	37.776	23.952	1:01.728	70.44	7.094	12:04:21.968
4 -	37.174	23.504	1:00.678	71.66	6.044	12:05:22.646
5 -	36.553	23.368	59.921	72.57	5.287	12:06:22.567
6 -	35.631	22.844	58.475	74.36	3.841	12:07:21.042
7 -	35.028	22.623	57.651	75.42	3.017	12:08:18.693
8 -	34.380	22.316	56.696	76.70	2.062	12:09:15.389
9 -	34.083	22.159	56.242	77.31	1.608	12:10:11.631
10 -	34.045	22.147	56.192	77.38	1.558	12:11:07.823
11 -	33.506	21.945	55.451 (2)	78.42	0.817	12:12:03.274
12 -	33.554	22.010	55.564 (3)	78.26	0.930	12:12:58.838
13 -	33.778	21.928	55.706	78.06	1.072	12:13:54.544
14 -	33.152	21.482	54.634 (1)	79.59		12:14:49.178

P6	14	Chris BURRAGE	Yamaha - Seton Tuning			
IDEAL LAP TIME : 54.667		BEST LAP TIME : 54.966	DIFFERENCE : 0.299			

LAP	SECTOR 1	SECTOR 2	LAP TIME	MPH	DIFF	TIME OF DAY
1 -	41.327	25.039	1:06.366	65.52	11.400	12:02:15.074
2 -	37.219	22.992	1:00.211	72.22	5.245	12:03:15.285
3 -	35.318	22.346	57.664	75.41	2.698	12:04:12.949
4 -	35.361	22.118	57.479	75.65	2.513	12:05:10.428
5 -	34.154	22.123	56.277	77.27	1.311	12:06:06.705
6 -	33.297	22.073	55.370 (3)	78.53	0.404	12:07:02.075
7 -	33.426	21.622	55.048 (2)	78.99	0.082	12:07:57.123
8 -	33.741	22.480	56.221	77.34	1.255	12:08:53.344
9 -	34.128	21.792	55.920	77.76	0.954	12:09:49.264
10 -	34.861	IN PIT	1:47.139 P	40.58	52.173	12:11:36.403
11 -	OUTLAP	21.972	1:03.004	69.02	8.038	12:12:39.407
12 -	34.332	22.410	56.742	76.63	1.776	12:13:36.149
13 -	33.596	21.370	54.966 (1)	79.11		12:14:31.115

P7	11	Josh HARVEY	Yamaha - NR Racing			
IDEAL LAP TIME : 54.868		BEST LAP TIME : 55.051	DIFFERENCE : 0.183			

LAP	SECTOR 1	SECTOR 2	LAP TIME	MPH	DIFF	TIME OF DAY
1 -	43.071	26.351	1:09.422	62.64	14.371	12:02:25.293
2 -	39.869	24.530	1:04.399	67.52	9.348	12:03:29.692
3 -	37.155	24.467	1:01.622	70.56	6.571	12:04:31.314
4 -	35.599	23.244	58.843	73.90	3.792	12:05:30.157
5 -	34.531	22.710	57.241	75.97	2.190	12:06:27.398
6 -	34.123	22.609	56.732	76.65	1.681	12:07:24.130
7 -	33.797	22.341	56.138	77.46	1.087	12:08:20.268
8 -	34.213	22.347	56.560	76.88	1.509	12:09:16.828
9 -	33.446	21.909	55.355 (3)	78.55	0.304	12:10:12.183
10 -	36.790	25.171	1:01.961	70.18	6.910	12:11:14.144
11 -	36.426	22.549	58.975	73.73	3.924	12:12:13.119
12 -	33.261	21.884	55.145 (2)	78.85	0.094	12:13:08.264
13 -	32.984	22.067	55.051 (1)	78.99		12:14:03.315
14 -	37.324	23.641	1:00.965	71.32	5.914	12:15:04.280

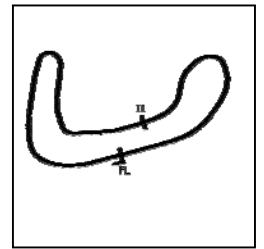
Weather / Track : Cloudy / Drying

Brands Hatch Indy
Circuit Length = 1.2079 miles
Start: 12:00 Flag 12:14 End: 12:15

BMCRC - MRO Championships 2018 - Rnd 1 @ Brands Hatch Indy

Team Respro MRO 600 inc Clubman 600

QUALIFYING - SECTOR ANALYSIS



SECTOR 1 = FL to I1, SECTOR 2 = I1 to FL, DIFF = Difference To Personal Best Lap, P = Crossed Finish Line in Pit Lane, D = Time Disallowed

P8 46 Harry ROWLINGS		Triumph - Bernard Elliott Racing / Steve Jordan M/cycles				
IDEAL LAP TIME : 54.939		BEST LAP TIME : 55.126		DIFFERENCE : 0.187		
LAP	SECTOR 1	SECTOR 2	LAP TIME	MPH	DIFF	TIME OF DAY
1 -	OUTLAP	23.361	1:04.483	67.43	9.357	12:03:06.445
2 -	35.058	22.617	57.675	75.39	2.549	12:04:04.120
3 -	34.182	22.384	56.566	76.87	1.440	12:05:00.686
4 -	34.355	22.235	56.590	76.84	1.464	12:05:57.276
5 -	34.325	22.756	57.081	76.18	1.955	12:06:54.357
6 -	34.170	22.863	57.033	76.24	1.907	12:07:51.390
7 -	33.521	21.871	55.392 (2)	78.50	0.266	12:08:46.782
8 -	33.260	22.325	55.585 (3)	78.23	0.459	12:09:42.367
9 -	33.994	22.344	56.338	77.18	1.212	12:10:38.705
10 -	34.610	22.801	57.411	75.74	2.285	12:11:36.116
11 -	34.193	21.689	55.882	77.81	0.756	12:12:31.998
12 -	33.447	21.679	55.126 (1)	78.88		12:13:27.124
13 -	34.059	21.693	55.752	77.99	0.626	12:14:22.876
14 -	33.787	22.295	56.082	77.54	0.956	12:15:18.958

P9 13 C Ben HAWES		Kawasaki -				
IDEAL LAP TIME : 54.914		BEST LAP TIME : 55.195		DIFFERENCE : 0.281		
LAP	SECTOR 1	SECTOR 2	LAP TIME	MPH	DIFF	TIME OF DAY
1 -	42.945	25.478	1:08.423	63.55	13.228	12:02:30.721
2 -	37.958	24.785	1:02.743	69.30	7.548	12:03:33.464
3 -	37.009	23.799	1:00.808	71.51	5.613	12:04:34.272
4 -	36.351	23.938	1:00.289	72.12	5.094	12:05:34.561
5 -	37.148	23.515	1:00.663	71.68	5.468	12:06:35.224
6 -	34.928	23.625	58.553	74.26	3.358	12:07:33.777
7 -	34.406	22.229	56.635	76.78	1.440	12:08:30.412
8 -	34.594	22.557	57.151	76.08	1.956	12:09:27.563
9 -	34.714	21.937	56.651	76.76	1.456	12:10:24.214
10 -	35.223	22.967	58.190	74.73	2.995	12:11:22.404
11 -	33.849	21.965	55.814 (3)	77.91	0.619	12:12:18.218
12 -	33.383	21.822	55.205 (2)	78.77	0.010	12:13:13.423
13 -	33.664	21.531	55.195 (1)	78.78		12:14:08.618

P10 17 C Philip BAKER		Triumph - Ashford accident repair center				
IDEAL LAP TIME : 55.089		BEST LAP TIME : 55.212		DIFFERENCE : 0.123		
LAP	SECTOR 1	SECTOR 2	LAP TIME	MPH	DIFF	TIME OF DAY
1 -	37.815	23.501	1:01.316	70.92	6.104	12:02:03.203
2 -	35.196	22.731	57.927	75.07	2.715	12:03:01.130
3 -	34.702	22.690	57.392	75.77	2.180	12:03:58.522
4 -	34.255	22.386	56.641	76.77	1.429	12:04:55.163
5 -	34.425	22.445	56.870	76.46	1.658	12:05:52.033
6 -	35.781	22.904	58.685	74.10	3.473	12:06:50.718
7 -	34.762	23.580	58.342	74.53	3.130	12:07:49.060
8 -	33.992	22.571	56.563	76.88	1.351	12:08:45.623
9 -	33.938	22.223	56.161	77.43	0.949	12:09:41.784
10 -	33.962	22.688	56.650	76.76	1.438	12:10:38.434
11 -	33.982	23.576	57.558	75.55	2.346	12:11:35.992
12 -	33.815	21.952	55.767 (3)	77.97	0.555	12:12:31.759
13 -	33.441	21.771	55.212 (1)	78.76		12:13:26.971
14 -	34.029	21.793	55.822	77.90	0.610	12:14:22.793
15 -	33.687	21.648	55.335 (2)	78.58	0.123	12:15:18.128

P11 156 C Michael STONE		Kawasaki -				
IDEAL LAP TIME :		BEST LAP TIME : 55.299		DIFFERENCE :		
LAP	SECTOR 1	SECTOR 2	LAP TIME	MPH	DIFF	TIME OF DAY
1 -			1:09.707	62.38	14.408	12:02:25.945
2 -			1:04.962	66.94	9.663	12:03:30.907
3 -			1:01.516	70.69	6.217	12:04:32.423

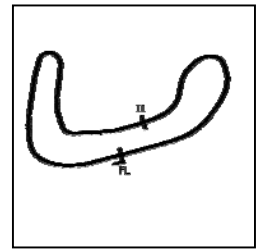
Weather / Track : Cloudy / Drying

Brands Hatch Indy
Circuit Length = 1.2079 miles
Start: 12:00 Flag 12:14 End: 12:15

BMCRC - MRO Championships 2018 - Rnd 1 @ Brands Hatch Indy

Team Respro MRO 600 inc Clubman 600

QUALIFYING - SECTOR ANALYSIS



SECTOR 1 = FL to I1, SECTOR 2 = I1 to FL, DIFF = Difference To Personal Best Lap, P = Crossed Finish Line in Pit Lane, D = Time Disallowed

4 -		1:02.024	70.11	6.725	12:05:34.447
5 -		1:01.365	70.86	6.066	12:06:35.812
6 -		59.910	72.58	4.611	12:07:35.722
7 -		58.676	74.11	3.377	12:08:34.398
8 -		57.495	75.63	2.196	12:09:31.893
9 -		56.866	76.47	1.567	12:10:28.759
10 -		56.822	76.53	1.523	12:11:25.581
11 -		56.690 (3)	76.70	1.391	12:12:22.271
12 -		55.848 (2)	77.86	0.549	12:13:18.119
13 -		55.299 (1)	78.63		12:14:13.418

P12 53 C Jason SIGGS			Yamaha - J Siggs Construction			
IDEAL LAP TIME : 55.126		BEST LAP TIME : 55.328	DIFFERENCE : 0.202			
LAP	SECTOR 1	SECTOR 2	LAP TIME	MPH	DIFF	TIME OF DAY
1 -	36.918	24.019	1:00.937	71.36	5.609	12:02:42.308
2 -	35.332	23.930	59.262	73.37	3.934	12:03:41.570
3 -	35.649	22.819	58.468	74.37	3.140	12:04:40.038
4 -	34.776	24.084	58.860	73.88	3.532	12:05:38.898
5 -	34.843	23.197	58.040	74.92	2.712	12:06:36.938
6 -	35.724	23.335	59.059	73.63	3.731	12:07:35.997
7 -	34.525	22.769	57.294	75.89	1.966	12:08:33.291
8 -	33.948	22.174	56.122	77.48	0.794	12:09:29.413
9 -	33.816	22.225	56.041	77.59	0.713	12:10:25.454
10 -	33.658	22.905	56.563	76.88	1.235	12:11:22.017
11 -	33.388	22.226	55.614 (3)	78.19	0.286	12:12:17.631
12 -	33.376	22.222	55.598 (2)	78.21	0.270	12:13:13.229
13 -	33.311	22.017	55.328 (1)	78.59		12:14:08.557
14 -	33.109	22.786	55.895	77.79	0.567	12:15:04.452

P13 82 C Andrew SMITH			Kawasaki - 5 Club Racing			
IDEAL LAP TIME : 55.407		BEST LAP TIME : 55.407	DIFFERENCE : 0.000			
LAP	SECTOR 1	SECTOR 2	LAP TIME	MPH	DIFF	TIME OF DAY
1 -	37.372	23.356	1:00.728	71.60	5.321	12:02:01.875
2 -	35.185	22.616	57.801	75.23	2.394	12:02:59.676
3 -	34.802	22.646	57.448	75.69	2.041	12:03:57.124
4 -	34.418	22.372	56.790	76.57	1.383	12:04:53.914
5 -	34.308	22.319	56.627	76.79	1.220	12:05:50.541
6 -	35.011	23.325	58.336	74.54	2.929	12:06:48.877
7 -	34.475	22.337	56.812	76.54	1.405	12:07:45.689
8 -	34.759	22.513	57.272	75.92	1.865	12:08:42.961
9 -	34.378	22.172	56.550	76.89	1.143	12:09:39.511
10 -	34.661	22.483	57.144	76.09	1.737	12:10:36.655
11 -	34.335	22.295	56.630	76.78	1.223	12:11:33.285
12 -	33.979	21.951	55.930 (2)	77.75	0.523	12:12:29.215
13 -	34.723	22.695	57.418	75.73	2.011	12:13:26.633
14 -	34.155	21.865	56.020 (3)	77.62	0.613	12:14:22.653
15 -	33.549	21.858	55.407 (1)	78.48		12:15:18.060

P14 184 David TWYFORD			Yamaha -			
IDEAL LAP TIME : 55.443		BEST LAP TIME : 55.516	DIFFERENCE : 0.073			
LAP	SECTOR 1	SECTOR 2	LAP TIME	MPH	DIFF	TIME OF DAY
1 -	OUTLAP	24.667	1:15.352	57.71	19.836	12:05:13.017
2 -	36.802	23.765	1:00.567	71.79	5.051	12:06:13.584
3 -	35.321	22.944	58.265	74.63	2.749	12:07:11.849
4 -	35.162	23.005	58.167	74.76	2.651	12:08:10.016
5 -	34.621	22.624	57.245	75.96	1.729	12:09:07.261
6 -	34.739	22.398	57.137	76.10	1.621	12:10:04.398
7 -	34.435	22.294	56.729 (3)	76.65	1.213	12:11:01.127
8 -	34.030	21.991	56.021 (2)	77.62	0.505	12:11:57.148
9 -	33.452	22.064	55.516 (1)	78.33		12:12:52.664

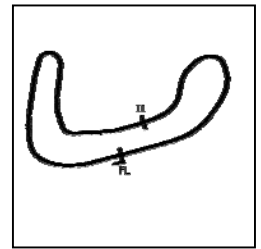
Weather / Track : Cloudy / Drying

Brands Hatch Indy
Circuit Length = 1.2079 miles
Start: 12:00 Flag 12:14 End: 12:15

BMCRC - MRO Championships 2018 - Rnd 1 @ Brands Hatch Indy

Team Respro MRO 600 inc Clubman 600

QUALIFYING - SECTOR ANALYSIS



SECTOR 1 = FL to I1, SECTOR 2 = I1 to FL, DIFF = Difference To Personal Best Lap, P = Crossed Finish Line in Pit Lane, D = Time Disallowed

P15 81 C Liam DUFFETT			Triumph -			
IDEAL LAP TIME : 55.585		BEST LAP TIME : 55.585	DIFFERENCE : 0.000			
LAP	SECTOR 1	SECTOR 2	LAP TIME	MPH	DIFF	TIME OF DAY
1 -	OUTLAP	24.035	1:04.996	66.90	9.411	12:03:37.161
2 -	36.873	23.553	1:00.426	71.96	4.841	12:04:37.587
3 -	36.493	24.634	1:01.127	71.14	5.542	12:05:38.714
4 -	35.383	23.068	58.451	74.39	2.866	12:06:37.165
5 -	36.444	23.348	59.792	72.72	4.207	12:07:36.957
6 -	35.585	22.691	58.276	74.62	2.691	12:08:35.233
7 -	35.222	23.149	58.371	74.49	2.786	12:09:33.604
8 -	34.067	22.465	56.532	76.92	0.947	12:10:30.136
9 -	33.845	22.669	56.514	76.94	0.929	12:11:26.650
10 -	33.676	22.029	55.705 (2)	78.06	0.120	12:12:22.355
11 -	33.741	22.088	55.829 (3)	77.89	0.244	12:13:18.184
12 -	33.585	22.000	55.585 (1)	78.23		12:14:13.769
13 -	33.719	22.378	56.097	77.51	0.512	12:15:09.866

P16 32 C Mark PIPER			Yamaha - please sponsor me			
IDEAL LAP TIME : 55.757		BEST LAP TIME : 55.757	DIFFERENCE : 0.000			
LAP	SECTOR 1	SECTOR 2	LAP TIME	MPH	DIFF	TIME OF DAY
1 -	43.657	26.408	1:10.065	62.06	14.308	12:02:25.142
2 -	39.692	24.561	1:04.253	67.67	8.496	12:03:29.395
3 -	38.013	24.226	1:02.239	69.86	6.482	12:04:31.634
4 -	38.300	24.037	1:02.337	69.75	6.580	12:05:33.971
5 -	37.330	23.961	1:01.291	70.95	5.534	12:06:35.262
6 -	38.089	23.534	1:01.623	70.56	5.866	12:07:36.885
7 -	36.722	23.719	1:00.441	71.94	4.684	12:08:37.326
8 -	35.279	23.141	58.420	74.43	2.663	12:09:35.746
9 -	34.992	22.295	57.287	75.90	1.530	12:10:33.033
10 -	34.617	23.061	57.678	75.39	1.921	12:11:30.711
11 -	34.191	22.155	56.346 (2)	77.17	0.589	12:12:27.057
12 -	34.253	22.155	56.408 (3)	77.09	0.651	12:13:23.465
13 -	33.949	22.673	56.622	76.80	0.865	12:14:20.087
14 -	33.818	21.939	55.757 (1)	77.99		12:15:15.844

P17 130 C Lee BUTTON			Yamaha - Elite Spas/Goodwins/Sparkle Spas			
IDEAL LAP TIME : 56.067		BEST LAP TIME : 56.137	DIFFERENCE : 0.070			
LAP	SECTOR 1	SECTOR 2	LAP TIME	MPH	DIFF	TIME OF DAY
1 -	41.590	24.313	1:05.903	65.98	9.766	12:02:12.631
2 -	38.195	23.244	1:01.439	70.77	5.302	12:03:14.070
3 -	35.533	22.567	58.100	74.84	1.963	12:04:12.170
4 -	36.563	24.508	1:01.071	71.20	4.934	12:05:13.241
5 -	37.052	23.783	1:00.835	71.48	4.698	12:06:14.076
6 -	35.231	22.873	58.104	74.84	1.967	12:07:12.180
7 -	35.214	23.098	58.312	74.57	2.175	12:08:10.492
8 -	34.472	22.703	57.175 (3)	76.05	1.038	12:09:07.667
9 -	34.623	22.778	57.401	75.75	1.264	12:10:05.068
10 -	34.215	22.589	56.804 (2)	76.55	0.667	12:11:01.872
11 -	34.285	21.852	56.137 (1)	77.46		12:11:58.009
12 -	35.560	22.694	58.254	74.64	2.117	12:12:56.263

P18 99 Michael SIMMONS			Yamaha - Westcountry Windings			
IDEAL LAP TIME : 56.071		BEST LAP TIME : 56.162	DIFFERENCE : 0.091			
LAP	SECTOR 1	SECTOR 2	LAP TIME	MPH	DIFF	TIME OF DAY
1 -	40.892	25.811	1:06.703	65.19	10.541	12:02:16.883
2 -	38.655	24.405	1:03.060	68.95	6.898	12:03:19.943
3 -	36.669	23.866	1:00.535	71.83	4.373	12:04:20.478
4 -	35.710	23.941	59.651	72.90	3.489	12:05:20.129
5 -	35.413	23.389	58.802	73.95	2.640	12:06:18.931
6 -	35.030	22.737	57.767	75.27	1.605	12:07:16.698

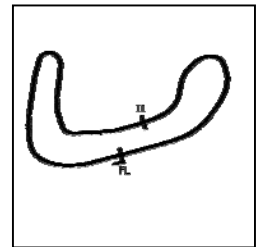
Weather / Track : Cloudy / Drying

Brands Hatch Indy
Circuit Length = 1.2079 miles
Start: 12:00 Flag 12:14 End: 12:15

BMCRC - MRO Championships 2018 - Rnd 1 @ Brands Hatch Indy

Team Respro MRO 600 inc Clubman 600

QUALIFYING - SECTOR ANALYSIS



SECTOR 1 = FL to I1, SECTOR 2 = I1 to FL, DIFF = Difference To Personal Best Lap, P = Crossed Finish Line in Pit Lane, D = Time Disallowed

7 -	34.268	22.510	56.778	76.58	0.616	12:08:13.476
8 -	34.202	22.203	56.405 (3)	77.09	0.243	12:09:09.881
9 -	34.603	22.781	57.384	75.78	1.222	12:10:07.265
10 -	34.948	22.125	57.073	76.19	0.911	12:11:04.338
11 -	33.946	22.216	56.162 (1)	77.42		12:12:00.500
12 -	33.957	22.353	56.310 (2)	77.22	0.148	12:12:56.810
13 -	34.048	22.359	56.407	77.09	0.245	12:13:53.217

P19	30 C	Richard GOODE	YAMAHA - Wps ltd / Geoff hand automotive engineering			
IDEAL LAP TIME : 55.860		BEST LAP TIME : 56.319	DIFFERENCE : 0.459			

LAP	SECTOR 1	SECTOR 2	LAP TIME	MPH	DIFF	TIME OF DAY
1 -	37.738	22.925	1:00.663	71.68	4.344	12:02:46.677
2 -	35.053	22.474	57.527	75.59	1.208	12:03:44.204
3 -	35.195	22.669	57.864	75.15	1.545	12:04:42.068
4 -	33.722	22.893	56.615	76.81	0.296	12:05:38.683
5 -	34.847	23.251	58.098	74.84	1.779	12:06:36.781
6 -	36.222	23.084	59.306	73.32	2.987	12:07:36.087
7 -	34.367	22.138	56.505 (3)	76.95	0.186	12:08:32.592
8 -	33.928	22.391	56.319 (1)	77.21		12:09:28.911
9 -	33.730	22.711	56.441 (2)	77.04	0.122	12:10:25.352

P20	5	Aaron CLARKE	Yamaha - Yamaha			
IDEAL LAP TIME : 56.690		BEST LAP TIME : 56.690	DIFFERENCE : 0.000			

LAP	SECTOR 1	SECTOR 2	LAP TIME	MPH	DIFF	TIME OF DAY
1 -	43.572	26.807	1:10.379	61.78	13.689	12:02:24.651
2 -	39.258	24.947	1:04.205	67.72	7.515	12:03:28.856
3 -	38.059	24.364	1:02.423	69.66	5.733	12:04:31.279
4 -	36.577	23.849	1:00.426	71.96	3.736	12:05:31.705
5 -	35.878	23.744	59.622	72.93	2.932	12:06:31.327
6 -	36.248	23.438	59.686	72.85	2.996	12:07:31.013
7 -	35.600	23.116	58.716 (3)	74.06	2.026	12:08:29.729
8 -	34.671	22.884	57.555 (2)	75.55	0.865	12:09:27.284
9 -	34.183	22.507	56.690 (1)	76.70		12:10:23.974

P21	60 C	Jack YOUNGE	Yamaha - Chase Timber Products			
IDEAL LAP TIME : 56.817		BEST LAP TIME : 56.817	DIFFERENCE : 0.000			

LAP	SECTOR 1	SECTOR 2	LAP TIME	MPH	DIFF	TIME OF DAY
1 -	42.279	25.956	1:08.235	63.72	11.418	12:02:26.399
2 -	39.061	24.958	1:04.019	67.92	7.202	12:03:30.418
3 -	37.292	24.238	1:01.530	70.67	4.713	12:04:31.948
4 -	37.075	24.035	1:01.110	71.16	4.293	12:05:33.058
5 -	36.356	24.172	1:00.528	71.84	3.711	12:06:33.586
6 -	36.266	23.771	1:00.037	72.43	3.220	12:07:33.623
7 -	35.607	23.387	58.994	73.71	2.177	12:08:32.617
8 -	35.508	23.517	59.025	73.67	2.208	12:09:31.642
9 -	35.134	22.693	57.827	75.20	1.010	12:10:29.469
10 -	34.312	22.721	57.033 (2)	76.24	0.216	12:11:26.502
11 -	34.561	22.836	57.397 (3)	75.76	0.580	12:12:23.899
12 -	34.213	22.604	56.817 (1)	76.53		12:13:20.716

P22	171	Wesley PEARCE	Yamaha - 777 Demolition			
IDEAL LAP TIME : 57.409		BEST LAP TIME : 57.545	DIFFERENCE : 0.136			

LAP	SECTOR 1	SECTOR 2	LAP TIME	MPH	DIFF	TIME OF DAY
1 -	42.825	25.908	1:08.733	63.26	11.188	12:02:25.809
2 -	38.653	23.614	1:02.267	69.83	4.722	12:03:28.076
3 -	37.773	25.349	1:03.122	68.89	5.577	12:04:31.198
4 -	38.425	24.241	1:02.666	69.39	5.121	12:05:33.864
5 -	37.025	24.233	1:01.258	70.98	3.713	12:06:35.122
6 -	36.596	24.623	1:01.219	71.03	3.674	12:07:36.341
7 -	35.596	23.167	58.763	74.00	1.218	12:08:35.104

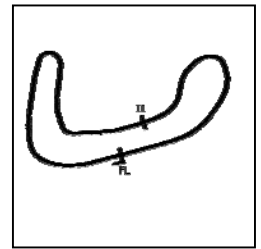
Weather / Track : Cloudy / Drying

Brands Hatch Indy
Circuit Length = 1.2079 miles
Start: 12:00 Flag 12:14 End: 12:15

BMCRC - MRO Championships 2018 - Rnd 1 @ Brands Hatch Indy

Team Respro MRO 600 inc Clubman 600

QUALIFYING - SECTOR ANALYSIS



SECTOR 1 = FL to I1, SECTOR 2 = I1 to FL, DIFF = Difference To Personal Best Lap, P = Crossed Finish Line in Pit Lane, D = Time Disallowed

8 -	35.138	23.253	58.391	74.47	0.846	12:09:33.495
9 -	35.885	22.955	58.840	73.90	1.295	12:10:32.335
10 -	35.104	23.186	58.290	74.60	0.745	12:11:30.625
11 -	35.337	22.838	58.175 (3)	74.75	0.630	12:12:28.800
12 -	34.777	22.952	57.729 (2)	75.32	0.184	12:13:26.529
13 -	35.929	23.125	59.054	73.63	1.509	12:14:25.583
14 -	34.571	22.974	57.545 (1)	75.56		12:15:23.128

P23 661 C Cameron HARRIS			Yamaha - HARRIS PERFORMANCE			
IDEAL LAP TIME : 57.720		BEST LAP TIME : 57.720		DIFFERENCE : 0.000		
LAP	SECTOR 1	SECTOR 2	LAP TIME	MPH	DIFF	TIME OF DAY
1 -	38.770	24.260	1:03.030	68.99	5.310	12:02:07.458
2 -	35.926	23.802	59.728	72.80	2.008	12:03:07.186
3 -	35.429	23.265	58.694	74.08	0.974	12:04:05.880
4 -	35.490	23.707	59.197	73.45	1.477	12:05:05.077
5 -	35.828	23.325	59.153	73.51	1.433	12:06:04.230
6 -	34.958	23.346	58.304 (3)	74.58	0.584	12:07:02.534
7 -	34.934	23.395	58.329	74.55	0.609	12:08:00.863
8 -	35.067	23.145	58.212 (2)	74.70	0.492	12:08:59.075
9 -	35.051	23.410	58.461	74.38	0.741	12:09:57.536
10 -	35.314	IN PIT	1:42.947 P	42.24	45.227	12:11:40.483
11 -	OUTLAP	22.915	1:02.109	70.01	4.389	12:12:42.592
12 -	34.875	22.845	57.720 (1)	75.33		12:13:40.312

P24 143 C Daire PRENDERGAST			Kawasaki -			
IDEAL LAP TIME : 57.862		BEST LAP TIME : 57.862		DIFFERENCE : 0.000		
LAP	SECTOR 1	SECTOR 2	LAP TIME	MPH	DIFF	TIME OF DAY
1 -	45.131	26.927	1:12.058	60.34	14.196	12:02:33.569
2 -	38.079	25.102	1:03.181	68.82	5.319	12:03:36.750
3 -	36.576	24.067	1:00.643	71.70	2.781	12:04:37.393
4 -	36.495	23.141	59.636	72.91	1.774	12:05:37.029
5 -	35.979	23.272	59.251 (3)	73.39	1.389	12:06:36.280
6 -	37.604	23.981	1:01.585	70.61	3.723	12:07:37.865
7 -	36.036	23.875	59.911	72.58	2.049	12:08:37.776
8 -	35.234	22.954	58.188 (2)	74.73	0.326	12:09:35.964
9 -	35.142	22.720	57.862 (1)	75.15		12:10:33.826

P25 88 C Michael STANLEY			Triumph -			
IDEAL LAP TIME : 57.904		BEST LAP TIME : 58.013		DIFFERENCE : 0.109		
LAP	SECTOR 1	SECTOR 2	LAP TIME	MPH	DIFF	TIME OF DAY
1 -	42.859	27.358	1:10.217	61.93	12.204	12:02:28.011
2 -	39.175	25.617	1:04.792	67.11	6.779	12:03:32.803
3 -	37.935	25.331	1:03.266	68.73	5.253	12:04:36.069
4 -	37.966	25.017	1:02.983	69.04	4.970	12:05:39.052
5 -	36.915	24.507	1:01.422	70.79	3.409	12:06:40.474
6 -	37.165	24.340	1:01.505	70.70	3.492	12:07:41.979
7 -	36.645	23.830	1:00.475	71.90	2.462	12:08:42.454
8 -	35.860	23.514	59.374	73.24	1.361	12:09:41.828
9 -	35.900	23.610	59.510	73.07	1.497	12:10:41.338
10 -	35.252	23.621	58.873 (3)	73.86	0.860	12:11:40.211
11 -	35.198	22.936	58.134 (2)	74.80	0.121	12:12:38.345
12 -	36.062	24.398	1:00.460	71.92	2.447	12:13:38.805
13 -	34.968	23.045	58.013 (1)	74.95		12:14:36.818

P26 80 C Stephen KIMMINGS			Yamaha - S T Engineering			
IDEAL LAP TIME : 57.974		BEST LAP TIME : 58.087		DIFFERENCE : 0.113		
LAP	SECTOR 1	SECTOR 2	LAP TIME	MPH	DIFF	TIME OF DAY
1 -	41.665	25.991	1:07.656	64.27	9.569	12:02:28.818
2 -	38.974	25.323	1:04.297	67.63	6.210	12:03:33.115
3 -	38.521	24.090	1:02.611	69.45	4.524	12:04:35.726

Weather / Track : Cloudy / Drying

Brands Hatch Indy
Circuit Length = 1.2079 miles
Start: 12:00 Flag 12:14 End: 12:15

BMCRC - MRO Championships 2018 - Rnd 1 @ Brands Hatch Indy

Team Respro MRO 600 inc Clubman 600

QUALIFYING - SECTOR ANALYSIS



SECTOR 1 = FL to I1, SECTOR 2 = I1 to FL, DIFF = Difference To Personal Best Lap, P = Crossed Finish Line in Pit Lane, D = Time Disallowed

4 -	36.846	23.739	1:00.585	71.77	2.498	12:05:36.311
5 -	35.982	23.912	59.894	72.60	1.807	12:06:36.205
6 -	37.411	24.174	1:01.585	70.61	3.498	12:07:37.790
7 -	36.612	23.966	1:00.578	71.78	2.491	12:08:38.368
8 -	36.063	23.774	59.837	72.67	1.750	12:09:38.205
9 -	35.420	23.141	58.561 (3)	74.25	0.474	12:10:36.766
10 -	35.250	24.430	59.680	72.86	1.593	12:11:36.446
11 -	34.985	23.922	58.907	73.82	0.820	12:12:35.353
12 -	34.979	23.161	58.140 (2)	74.79	0.053	12:13:33.493
13 -	34.833	23.254	58.087 (1)	74.86		12:14:31.580

P27 181 C		Gary CROFT		Yamaha - Big G Racing, Little e, Acle Locksmiths, Nexx Helmets			
IDEAL LAP TIME : 58.210		BEST LAP TIME : 58.319		DIFFERENCE : 0.109			
LAP	SECTOR 1	SECTOR 2	LAP TIME	MPH	DIFF	TIME OF DAY	
1 -	43.370	26.577	1:09.947	62.16	11.628	12:02:36.210	
2 -	39.160	25.254	1:04.414	67.51	6.095	12:03:40.624	
3 -	39.393	24.963	1:04.356	67.57	6.037	12:04:44.980	
4 -	38.610	24.499	1:03.109	68.90	4.790	12:05:48.089	
5 -	36.527	24.431	1:00.958	71.33	2.639	12:06:49.047	
6 -	36.196	23.846	1:00.042	72.42	1.723	12:07:49.089	
7 -	36.203	23.752	59.955	72.53	1.636	12:08:49.044	
8 -	35.878	23.611	59.489	73.09	1.170	12:09:48.533	
9 -	35.498	23.431	58.929	73.79	0.610	12:10:47.462	
10 -	34.956	23.363	58.319 (1)	74.56		12:11:45.781	
11 -	35.251	23.254	58.505 (3)	74.32	0.186	12:12:44.286	
12 -	35.232	23.259	58.491 (2)	74.34	0.172	12:13:42.777	

P28 192 C		Daniel MOFFA		Triumph - DM Racing			
IDEAL LAP TIME : 59.627		BEST LAP TIME : 59.627		DIFFERENCE : 0.000			
LAP	SECTOR 1	SECTOR 2	LAP TIME	MPH	DIFF	TIME OF DAY	
1 -	42.995	26.470	1:09.465	62.60	9.838	12:02:20.502	
2 -	39.871	25.298	1:05.169	66.72	5.542	12:03:25.671	
3 -	38.214	25.037	1:03.251	68.75	3.624	12:04:28.922	
4 -	38.017	24.561	1:02.578	69.49	2.951	12:05:31.500	
5 -	37.599	24.238	1:01.837 (3)	70.32	2.210	12:06:33.337	
6 -	37.918	24.248	1:02.166	69.95	2.539	12:07:35.503	
7 -	37.853	24.006	1:01.859	70.29	2.232	12:08:37.362	
8 -	37.089	24.451	1:01.540 (2)	70.66	1.913	12:09:38.902	
9 -	36.146	23.481	59.627 (1)	72.93		12:10:38.529	

P29 96 C		Bradley ROBINSON		Kawasaki -			
IDEAL LAP TIME : 1:00.121		BEST LAP TIME : 1:00.121		DIFFERENCE : 0.000			
LAP	SECTOR 1	SECTOR 2	LAP TIME	MPH	DIFF	TIME OF DAY	
1 -	45.286	27.267	1:12.553	59.93	12.432	12:02:33.539	
2 -	40.419	26.250	1:06.669	65.22	6.548	12:03:40.208	
3 -	38.859	25.324	1:04.183	67.75	4.062	12:04:44.391	
4 -	38.728	25.044	1:03.772	68.18	3.651	12:05:48.163	
5 -	38.055	24.695	1:02.750	69.30	2.629	12:06:50.913	
6 -	36.775	24.423	1:01.198 (2)	71.05	1.077	12:07:52.111	
7 -	37.045	24.894	1:01.939 (3)	70.20	1.818	12:08:54.050	
8 -	36.990	IN PIT	1:33.687 P	46.41	33.566	12:10:27.737	
9 -	OUTLAP	24.965	1:08.550	63.43	8.429	12:11:36.287	
10 -	36.089	24.032	1:00.121 (1)	72.33		12:12:36.408	

P30 222 C		Matthew EPPS		Yamaha - M.E Vehicle Repairs			
IDEAL LAP TIME : 1:00.636		BEST LAP TIME : 1:00.743		DIFFERENCE : 0.107			
LAP	SECTOR 1	SECTOR 2	LAP TIME	MPH	DIFF	TIME OF DAY	
1 -	43.351	26.504	1:09.855	62.25	9.112	12:02:36.558	
2 -	39.742	25.404	1:05.146	66.75	4.403	12:03:41.704	
3 -	38.481	24.896	1:03.377	68.61	2.634	12:04:45.081	

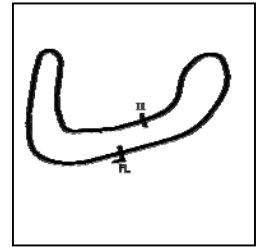
Weather / Track : Cloudy / Drying

Brands Hatch Indy
Circuit Length = 1.2079 miles
Start: 12:00 Flag 12:14 End: 12:15

BMCRC - MRO Championships 2018 - Rnd 1 @ Brands Hatch Indy

Team Respro MRO 600 inc Clubman 600

QUALIFYING - SECTOR ANALYSIS



SECTOR 1 = FL to I1, SECTOR 2 = I1 to FL, DIFF = Difference To Personal Best Lap, P = Crossed Finish Line in Pit Lane, D = Time Disallowed

4 -	38.733	24.504	1:03.237	68.76	2.494	12:05:48.318
5 -	37.617	24.160	1:01.777 (3)	70.39	1.034	12:06:50.095
6 -	37.224	24.083	1:01.307 (2)	70.93	0.564	12:07:51.402
7 -	37.425	24.589	1:02.014	70.12	1.271	12:08:53.416
8 -	36.553	24.190	1:00.743 (1)	71.59		12:09:54.159

BMCRC - MRO Championships 2018 - Rnd 1 @ Brands Hatch Indy

Team Respro MRO 600 inc Clubman 600

QUALIFYING - BEST SECTORS

SECTOR 1				SECTOR 2				IDEAL / BEST COMPARISON				
POS	NO	NAME	TIME	NO	NAME	TIME	POS	NO	NAME	IDEAL	BEST	DIFF
									PERFECT LAP	53.429		
1	52	PHILP	32.145	40	SHELVEY	21.284	1	52	PHILP	53.653	53.653	0.000
2	126	HOPKINS	32.325	14	BURRAGE	21.370	2	111	SMITH	53.931	54.115	0.184
3	111	SMITH	32.367	56	MILLS	21.482	3	40	SHELVEY	54.062	54.232	0.170
4	40	SHELVEY	32.778	52	PHILP	21.508	4	126	HOPKINS	54.072	54.072	0.000
5	11	HARVEY	32.984	13	HAWES	21.531	5	56	MILLS	54.634	54.634	0.000
6	53	SIGGS	33.109	111	SMITH	21.564	6	14	BURRAGE	54.667	54.966	0.299
7	56	MILLS	33.152	17	BAKER	21.648	7	11	HARVEY	54.868	55.051	0.183
8	46	ROWLINGS	33.260	46	ROWLINGS	21.679	8	13	HAWES	54.914	55.195	0.281
9	14	BURRAGE	33.297	126	HOPKINS	21.747	9	46	ROWLINGS	54.939	55.126	0.187
10	13	HAWES	33.383	130	BUTTON	21.852	10	17	BAKER	55.089	55.212	0.123
11	17	BAKER	33.441	82	SMITH	21.858	11	53	SIGGS	55.126	55.328	0.202
12	184	TWYFORD	33.452	11	HARVEY	21.884	12	82	SMITH	55.407	55.407	0.000
13	82	SMITH	33.549	32	PIPER	21.939	13	184	TWYFORD	55.443	55.516	0.073
14	81	DUFFETT	33.585	184	TWYFORD	21.991	14	81	DUFFETT	55.585	55.585	0.000
15	30	GOODE	33.722	81	DUFFETT	22.000	15	32	PIPER	55.757	55.757	0.000
16	32	PIPER	33.818	53	SIGGS	22.017	16	30	GOODE	55.860	56.319	0.459
17	99	SIMMONS	33.946	99	SIMMONS	22.125	17	130	BUTTON	56.067	56.137	0.070
18	5	CLARKE	34.183	30	GOODE	22.138	18	99	SIMMONS	56.071	56.162	0.091
19	60	YOUNGE	34.213	5	CLARKE	22.507	19	5	CLARKE	56.690	56.690	0.000
20	130	BUTTON	34.215	60	YOUNGE	22.604	20	60	YOUNGE	56.817	56.817	0.000
21	171	PEARCE	34.571	143	PRENDERGAST	22.720	21	171	PEARCE	57.409	57.545	0.136
22	80	KIMMINGS	34.833	171	PEARCE	22.838	22	661	HARRIS	57.720	57.720	0.000
23	661	HARRIS	34.875	661	HARRIS	22.845	23	143	PRENDERGAST	57.862	57.862	0.000
24	181	CROFT	34.956	88	STANLEY	22.936	24	88	STANLEY	57.904	58.013	0.109
25	88	STANLEY	34.968	80	KIMMINGS	23.141	25	80	KIMMINGS	57.974	58.087	0.113
26	143	PRENDERGAST	35.142	181	CROFT	23.254	26	181	CROFT	58.210	58.319	0.109
27	96	ROBINSON	36.089	192	MOFFA	23.481	27	192	MOFFA	59.627	59.627	0.000
28	192	MOFFA	36.146	96	ROBINSON	24.032	28	96	ROBINSON	1:00.121	1:00.121	0.000
29	222	EPPS	36.553	222	EPPS	24.083	29	222	EPPS	1:00.636	1:00.743	0.107
30							30	156	STONE		55.299	

Weather / Track : Cloudy / Drying

Results can be found at www.tsl-timing.com

Brands Hatch Indy
Circuit Length = 1.2079 miles
Start: 12:00 Flag 12:14 End: 12:15

Printed - 12:24 Saturday, 10 March 2018

BMCRC - MRO Championships 2018 - Rnd 1 @ Brands Hatch Indy

Team Respro MRO 600 inc Clubman 600

RACE 10 - GRID (10 Laps)

ROW 11	33		32		31	51 Andrew DURANT
ROW 10	30	1:00.743 222 Matthew EPPS	29	1:00.121 96 Bradley ROBINSON	28	59.627 192 Daniel MOFFA
ROW 9	27	58.319 181 Gary CROFT	26	58.087 80 Stephen KIMMINGS	25	58.013 88 Michael STANLEY
ROW 8	24	57.862 143 Daire PRENDERGAST	23	57.720 661 Cameron HARRIS	22	57.545 171 Wesley PEARCE
ROW 7	21	56.817 60 Jack YOUNGE	20	56.690 5 Aaron CLARKE	19	56.319 30 Richard GOODE
ROW 6	18	56.162 99 Michael SIMMONS	17	56.137 130 Lee BUTTON	16	55.757 32 Mark PIPER
ROW 5	15	55.585 81 Liam DUFFETT	14	55.516 184 David TWYFORD	13	55.407 82 Andrew SMITH
ROW 4	12	55.328 53 Jason SIGGS	11	55.299 156 Michael STONE	10	55.212 17 Philip BAKER
ROW 3	9	55.195 13 Ben HAWES	8	55.126 46 Harry ROWLINGS	7	55.051 11 Josh HARVEY
ROW 2	6	54.966 14 Chris BURRAGE	5	54.634 56 Michael MILLS	4	54.232 40 David SHELVEY
ROW 1	3	54.115 111 Sam SMITH	2	54.072 126 Luke HOPKINS	1	53.653 52 Tommy PHILP
						Pole

Brands Hatch Indy
Circuit Length = 1.2079 miles

These results are provisional until the conclusion of any judicial and technical matters.

Clerk Of Course :	Timekeeper :
-------------------	--------------

Results can be found at www.tsl-timing.com

Printed - 12:25 Saturday, 10 March 2018



BMCRC - MRO Championships 2018 - Rnd 1 @ Brands Hatch Indy

Team Respro MRO 600 inc Clubman 600

RACE 10 - CLASSIFICATION

POS	NO	CL	PIC NAME	ENTRY	LAPS	TIME	GAP	DIFF	MPH	BEST	ON
1	14		1 Chris BURRAGE	Yamaha - Seton Tuning	10	8:35.430			84.36	49.861	10
2	111		2 Sam SMITH	Kawasaki - GBM KAWASAKI	10	8:36.219	0.789	0.789	84.23	50.174	9
3	52		3 Tommy PHILP	Yamaha - Draper vent	10	8:40.621	5.191	4.402	83.52	49.676	8
4	184		4 David TWYFORD	Yamaha -	10	8:42.497	7.067	1.876	83.22	50.922	6
5	56		5 Michael MILLS	Yamaha - A51 Racing	10	8:42.556	7.126	0.059	83.21	50.648	8
6	11		6 Josh HARVEY	Yamaha - NR Racing	10	8:42.923	7.493	0.367	83.15	50.899	7
7	126		7 Luke HOPKINS	Yamaha - Mum - Zarra Hopkins	10	8:42.979	7.549	0.056	83.15	50.942	7
8	17	C	1 Philip BAKER	Triumph - Ashford accident repair center	10	8:43.488	8.058	0.509	83.06	51.088	7
9	82	C	2 Andrew SMITH	Kawasaki - 5 Club Racing	10	8:43.673	8.243	0.185	83.04	50.998	7
10	46		8 Harry ROWLINGS	Triumph - Bernard Elliott Racing / Steve Jordan M/c	10	8:43.715	8.285	0.042	83.03	50.955	4
11	30	C	3 Richard GOODE	YAMAHA - Wps ltd / Geoff hand automotive engine	10	8:47.346	11.916	3.631	82.46	50.957	9
12	40		9 David SHELVEY	Suzuki - ymark.com	10	8:49.956	14.526	2.610	82.05	51.599	5
13	32	C	4 Mark PIPER	Yamaha - please sponsor me	10	8:59.511	24.081	9.555	80.60	52.103	6
14	53	C	5 Jason SIGGS	Yamaha - J Siggs Construction	10	8:59.541	24.111	0.030	80.59	52.391	9
15	13	C	6 Ben HAWES	Kawasaki -	10	9:02.190	26.760	2.649	80.20	53.025	8
16	5		10 Aaron CLARKE	Yamaha - Yamaha	10	9:02.477	27.047	0.287	80.16	52.246	5
17	156	C	7 Michael STONE	Kawasaki -	10	9:03.406	27.976	0.929	80.02	52.857	8
18	81	C	8 Liam DUFFETT	Triumph -	10	9:04.138	28.708	0.732	79.91	52.690	10
19	99		11 Michael SIMMONS	Yamaha - Westcountry Windings	10	9:05.346	29.916	1.208	79.74	53.004	7
20	130	C	9 Lee BUTTON	Yamaha - Elite Spas/Goodwins/Sparkle Spas	10	9:05.424	29.994	0.078	79.72	53.139	4
21	60	C	10 Jack YOUNGE	Yamaha - Chase Timber Products	10	9:09.722	34.292	4.298	79.10	53.006	7
22	661	C	11 Cameron HARRIS	Yamaha - HARRIS PERFORMANCE	10	9:09.789	34.359	0.067	79.09	53.501	3
23	143	C	12 Daire PRENDERGAST	Kawasaki -	10	9:10.403	34.973	0.614	79.00	53.035	9
24	192	C	13 Daniel MOFFA	Triumph - DM Racing	10	9:10.899	35.469	0.496	78.93	52.683	9
25	80	C	14 Stephen KIMMINGS	Yamaha - S T Engineering	10	9:26.404	50.974	15.505	76.77	53.895	7
26	96	C	15 Bradley ROBINSON	Kawasaki -	10	9:28.620	53.190	2.216	76.47	54.736	4
27	181	C	16 Gary CROFT	Yamaha - Big G Racing, Little e, Acle Locksmiths, N	9	8:37.560	1 Lap	1 Lap	75.61	55.018	5
28	88	C	17 Michael STANLEY	Triumph -	9	8:48.133	1 Lap	10.573	74.10	55.680	8
29	222	C	18 Matthew EPPS	Yamaha - M.E Vehicle Repairs	9	8:50.273	1 Lap	2.140	73.80	56.941	9

NOT CLASSIFIED

DNF	171		Wesley PEARCE	Yamaha - 777 Demolition	9	7:57.780	1 Lap		81.91	50.623	9
-----	-----	--	---------------	-------------------------	---	----------	-------	--	-------	--------	---

FASTEST LAP

	52		Tommy PHILP	Yamaha - Draper vent	8	49.676			87.53 mph	140.88 kph	
	30	C	Richard GOODE	YAMAHA - Wps ltd / Geoff hand automotive engine	9	50.957			85.33 mph	137.33 kph	

Class - 92.5% of Race Speed = 78.03 mph
 Class C - 92.5% of Race Speed = 76.83 mph

Brands Hatch Indy
 Circuit Length = 1.2079 miles
 Start: 15:29 Flag 15:37 End: 15:38

Weather / Track : Cloudy / Dry
 These results are provisional until the conclusion of any judicial and technical matters.

Clerk Of Course :	Timekeeper :
-------------------	--------------

Results can be found at www.tsl-timing.com

Printed - 15:40 Saturday, 10 March 2018



BMCRC - MRO Championships 2018 - Rnd 1 @ Brands Hatch Indy

Team Respro MRO 600 inc Clubman 600

RACE 10 - LAP CHART

LAP 1 @ 15:30:05.099			LAP 3 @ 15:31:49.016			LAP 5 @ 15:33:31.449			LAP 7 @ 15:35:12.683			LAP 9 @ 15:36:53.167		
NO	BEHIND	LAP TIME	NO	BEHIND	LAP TIME	NO	BEHIND	LAP TIME	NO	BEHIND	LAP TIME	NO	BEHIND	LAP TIME
56		57.501	126		51.460	14		50.692	14		50.459	14		50.078
126	0.425	57.926	56	0.589	51.990	126	0.327	50.994	111	0.244	50.458	111	0.362	50.174
17	0.704	58.205	111	0.674	52.010	111	0.421	50.795	126	1.402	50.942	52	5.038	51.771
111	1.073	58.574	14	0.690	51.521	184	1.796	51.460	184	2.411	50.927	184	5.390	52.285
40	1.126	58.627	184	1.099	51.119	56	2.063	51.524	56	3.079	50.895	56	5.527	52.284
14	1.219	58.720	17	1.589	52.346	11	2.282	51.234	11	3.447	50.899	11	5.599	51.563
184	2.066	59.567	11	2.416	51.677	46	2.703	51.563	52	4.075	50.905	126	5.660	53.524
11	2.128	59.629	46	2.618	51.596	40	3.553	51.599	17	4.132	51.088	88	1 Lap	55.680
46	2.499	1:00.000	40	2.632	52.592	82	3.696	51.128	46	4.336	51.227	17	6.324	51.382
30	2.869	1:00.370	82	3.391	51.514	52	3.991	49.870	82	4.770	50.998	82	6.953	51.339
82	2.987	1:00.488	30	4.309	52.456	30	5.688	51.744	40	6.837	52.248	46	7.178	52.033
53	4.279	1:01.780	52	6.432	51.318	171	10.035	51.612	30	7.841	51.695	222	1 Lap	57.164
13	4.413	1:01.914	13	7.582	53.549	13	11.686	53.335	171	11.227	50.876	30	9.603	50.957
156	4.565	1:02.066	53	8.391	54.400	53	12.291	53.026	53	17.024	52.959	40	10.947	51.893
661	4.852	1:02.353	171	8.701	54.346	156	12.452	52.898	13	17.598	53.932	171	12.211	50.623
171	5.017	1:02.518	156	8.760	53.518	32	13.537	52.515	32	17.686	53.280	53	21.448	52.391
99	5.073	1:02.574	661	9.050	53.501	99	13.674	53.152	156	18.300	53.722	32	21.503	52.120
130	5.581	1:03.082	99	9.465	53.381	81	14.311	53.227	99	19.024	53.004	13	23.463	53.324
81	5.704	1:03.205	81	9.949	53.756	130	14.526	53.162	5	19.130	52.504	5	23.991	52.705
52	6.128	1:03.629	32	10.039	53.556	5	14.652	52.246	81	20.099	53.533	156	24.169	53.496
60	6.512	1:04.013	130	10.658	54.236	661	16.979	54.413	130	20.340	53.418	81	25.879	53.187
32	6.544	1:04.045	5	12.026	54.069	60	18.534	54.273	661	23.744	53.911	99	26.277	53.722
5	6.790	1:04.291	60	12.113	54.300	143	19.378	54.245	60	23.932	53.006	130	26.333	53.201
143	7.085	1:04.586	143	13.308	54.453	192	21.283	53.516	143	25.353	53.555	60	30.164	53.362
192	8.261	1:05.762	192	15.997	55.125	96	23.898	55.135	192	26.176	52.761	661	30.572	53.514
222	9.337	1:06.838	96	16.460	55.345	181	31.145	55.256	96	33.794	55.733	143	31.166	53.035
96	9.447	1:06.948	222	22.894	58.586	181	31.567	55.018	80	38.302	53.895	192	31.717	52.683
80	9.650	1:07.151	80	23.075	57.730	222	36.381	57.966	181	41.293	55.264	96	45.766	56.435
181	10.385	1:07.886	181	23.221	58.482	88	37.093	57.955				80	46.105	54.090
88	10.517	1:08.018	88	24.170	58.262									

LAP 2 @ 15:30:57.556			LAP 4 @ 15:32:40.757			LAP 6 @ 15:34:22.224			LAP 8 @ 15:36:03.089			LAP 10 @ 15:37:43.028		
NO	BEHIND	LAP TIME	NO	BEHIND	LAP TIME	NO	BEHIND	LAP TIME	NO	BEHIND	LAP TIME	NO	BEHIND	LAP TIME
126		52.032	14		51.051	14		50.775	14		50.406	14		49.861
56	0.059	52.516	126	0.025	51.766	111	0.245	50.599	88	1 Lap	56.892	111	0.789	50.288
111	0.124	51.508	111	0.318	51.385	126	0.919	51.367	111	0.266	50.428	111	1 Lap	55.589
14	0.629	51.867	184	1.028	51.670	184	1.943	50.922	222	1 Lap	58.019	181	1 Lap	55.014
17	0.703	52.456	56	1.231	52.383	56	2.643	51.355	126	2.214	51.218	52	5.191	50.014
184	1.440	51.831	17	1.382	51.534	11	3.007	51.500	184	3.183	51.178	184	7.067	51.538
40	1.500	52.831	11	1.740	51.065	46	3.568	51.640	56	3.321	50.648	56	7.126	51.460
11	2.199	52.528	46	1.832	50.955	52	3.629	50.413	52	3.345	49.676	11	7.493	51.755
46	2.482	52.440	40	2.646	51.755	82	4.231	51.310	11	4.114	51.073	126	7.549	51.750
30	3.313	52.901	82	3.260	51.610	40	5.048	52.270	17	5.020	51.294	17	8.058	51.595
82	3.337	52.807	30	4.636	52.068	30	6.605	51.692	46	5.223	51.293	82	8.243	51.151
53	5.451	53.629	52	4.813	50.122	171	10.810	51.550	82	5.692	51.328	46	8.285	50.968
13	5.493	53.537	13	9.043	53.202	13	14.125	53.214	30	8.724	51.289	30	11.916	52.174
171	5.815	53.255	171	9.115	52.155	53	14.524	53.008	40	9.132	52.701	88	1 Lap	56.725
52	6.574	52.903	53	9.957	53.307	32	14.865	52.103	171	11.666	50.845	40	14.526	53.440
156	6.702	54.594	156	10.246	53.227	156	15.037	53.360	53	19.135	52.517	222	1 Lap	56.941
661	7.009	54.614	99	11.214	53.490	99	16.479	53.580	32	19.461	52.181	32	24.081	52.439
99	7.544	54.928	32	11.714	53.416	81	17.025	53.489	13	20.217	53.025	53	24.111	52.524
81	7.653	54.406	81	11.776	53.568	5	17.085	53.208	156	20.751	52.857	13	26.760	53.158
130	7.882	54.758	130	12.056	53.139	130	17.381	53.630	5	21.364	52.640	5	27.047	52.917
32	7.943	53.856	5	13.098	52.813	661	20.292	54.088	99	22.633	54.015	156	27.976	53.668
60	9.273	55.218	661	13.258	55.949	60	21.385	53.626	81	22.770	53.077	81	28.708	52.690
5	9.417	55.084	60	14.953	54.581	143	22.257	53.654	130	23.210	53.276	99	29.916	53.500
143	10.315	55.687	143	15.825	54.258	192	23.874	53.366	60	26.880	53.354	130	29.994	53.522
192	12.332	56.528	192	18.459	54.203				661	27.136	53.798	60	34.292	53.989
96	12.575	55.585	96	19.455	54.736									
222	15.768	58.888	80	26.581	55.247									
181	16.199	58.271												
80	16.805	59.612												

Brands Hatch Indy
 Circuit Length = 1.2079 miles
 Start: 15:29 Flag 15:37 End: 15:38

Weather / Track : Cloudy / Dry

BMCRC - MRO Championships 2018 - Rnd 1 @ Brands Hatch Indy

Team Respro MRO 600 inc Clubman 600

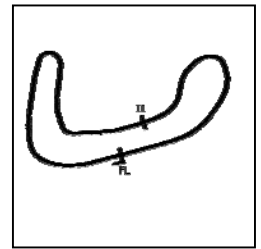
RACE 10 - LAP CHART

661	34.359	53.648
143	34.973	53.668
192	35.469	53.613
80	50.974	54.730
96	53.190	57.285

BMCRC - MRO Championships 2018 - Rnd 1 @ Brands Hatch Indy

Team Respro MRO 600 inc Clubman 600

RACE 10 - SECTOR ANALYSIS



SECTOR 1 = FL to I1, SECTOR 2 = I1 to FL, DIFF = Difference To Personal Best Lap, P = Crossed Finish Line in Pit Lane, D = Time Disallowed

P1 14		Chris BURRAGE		Yamaha - Seton Tuning			
IDEAL LAP TIME : 49.825		BEST LAP TIME : 49.861		DIFFERENCE : 0.036			
LAP	SECTOR 1	SECTOR 2	LAP TIME	MPH	DIFF	TIME OF DAY	
1 -		20.387	58.720	74.05	8.859	15:30:06.318	
2 -	31.818	20.049	51.867	83.84	2.006	15:30:58.185	
3 -	31.418	20.103	51.521	84.40	1.660	15:31:49.706	
4 -	30.891	20.160	51.051	85.18	1.190	15:32:40.757	
5 -	30.618	20.074	50.692	85.78	0.831	15:33:31.449	
6 -	30.732	20.043	50.775	85.64	0.914	15:34:22.224	
7 -	30.482	19.977	50.459	86.18	0.598	15:35:12.683	
8 -	30.181	20.225	50.406 (3)	86.27	0.545	15:36:03.089	
9 -	30.273	19.805	50.078 (2)	86.83	0.217	15:36:53.167	
10 -	30.020	19.841	49.861 (1)	87.21		15:37:43.028	

P2 111		Sam SMITH		Kawasaki - GBM KAWASAKI			
IDEAL LAP TIME : 49.814		BEST LAP TIME : 50.174		DIFFERENCE : 0.360			
LAP	SECTOR 1	SECTOR 2	LAP TIME	MPH	DIFF	TIME OF DAY	
1 -		20.594	58.574	74.24	8.400	15:30:06.172	
2 -	31.294	20.214	51.508	84.42	1.334	15:30:57.680	
3 -	31.694	20.316	52.010	83.61	1.836	15:31:49.690	
4 -	31.079	20.306	51.385	84.62	1.211	15:32:41.075	
5 -	30.897	19.898	50.795	85.61	0.621	15:33:31.870	
6 -	30.493	20.106	50.599	85.94	0.425	15:34:22.469	
7 -	30.491	19.967	50.458	86.18	0.284	15:35:12.927	
8 -	30.203	20.225	50.428 (3)	86.23	0.254	15:36:03.355	
9 -	30.405	19.769	50.174 (1)	86.67		15:36:53.529	
10 -	30.045	20.243	50.288 (2)	86.47	0.114	15:37:43.817	

P3 52		Tommy PHILP		Yamaha - Draper vent			
IDEAL LAP TIME : 49.623		BEST LAP TIME : 49.676		DIFFERENCE : 0.053			
LAP	SECTOR 1	SECTOR 2	LAP TIME	MPH	DIFF	TIME OF DAY	
1 -		22.061	1:03.629	68.34	13.953	15:30:11.227	
2 -	31.912	20.991	52.903	82.19	3.227	15:31:04.130	
3 -	31.159	20.159	51.318	84.73	1.642	15:31:55.448	
4 -	30.220	19.902	50.122	86.76	0.446	15:32:45.570	
5 -	30.146	19.724	49.870 (2)	87.19	0.194	15:33:35.440	
6 -	30.788	19.625	50.413	86.25	0.737	15:34:25.853	
7 -	30.805	20.100	50.905	85.42	1.229	15:35:16.758	
8 -	29.998	19.678	49.676 (1)	87.53		15:36:06.434	
9 -	30.705	21.066	51.771	83.99	2.095	15:36:58.205	
10 -	30.031	19.983	50.014 (3)	86.94	0.338	15:37:48.219	

P4 184		David TWYFORD		Yamaha -			
IDEAL LAP TIME : 50.737		BEST LAP TIME : 50.922		DIFFERENCE : 0.185			
LAP	SECTOR 1	SECTOR 2	LAP TIME	MPH	DIFF	TIME OF DAY	
1 -		20.939	59.567	73.00	8.645	15:30:07.165	
2 -	31.555	20.276	51.831	83.89	0.909	15:30:58.996	
3 -	30.980	20.139	51.119 (3)	85.06	0.197	15:31:50.115	
4 -	30.984	20.686	51.670	84.16	0.748	15:32:41.785	
5 -	31.079	20.381	51.460	84.50	0.538	15:33:33.245	
6 -	30.598	20.324	50.922 (1)	85.39		15:34:24.167	
7 -	30.712	20.215	50.927 (2)	85.38	0.005	15:35:15.094	
8 -	30.660	20.518	51.178	84.97	0.256	15:36:06.272	
9 -	31.345	20.940	52.285	83.17	1.363	15:36:58.557	
10 -	30.977	20.561	51.538	84.37	0.616	15:37:50.095	

P5 56		Michael MILLS		Yamaha - A51 Racing			
IDEAL LAP TIME : 50.637		BEST LAP TIME : 50.648		DIFFERENCE : 0.011			
LAP	SECTOR 1	SECTOR 2	LAP TIME	MPH	DIFF	TIME OF DAY	

Weather / Track : Cloudy / Dry

Brands Hatch Indy
Circuit Length = 1.2079 miles
Start: 15:29 Flag 15:37 End: 15:38

BMCRC - MRO Championships 2018 - Rnd 1 @ Brands Hatch Indy

Team Respro MRO 600 inc Clubman 600

RACE 10 - SECTOR ANALYSIS



SECTOR 1 = FL to I1, SECTOR 2 = I1 to FL, DIFF = Difference To Personal Best Lap, P = Crossed Finish Line in Pit Lane, D = Time Disallowed

1 -			57.501	75.62	6.853	15:30:05.099
2 -	32.053	20.463	52.516	82.80	1.868	15:30:57.615
3 -	31.596	20.394	51.990	83.64	1.342	15:31:49.605
4 -	31.804	20.579	52.383	83.01	1.735	15:32:41.988
5 -	31.156	20.368	51.524	84.39	0.876	15:33:33.512
6 -	31.042	20.313	51.355 (3)	84.67	0.707	15:34:24.867
7 -	30.750	20.145	50.895 (2)	85.44	0.247	15:35:15.762
8 -	30.761	19.887	50.648 (1)	85.85		15:36:06.410
9 -	31.520	20.764	52.284	83.17	1.636	15:36:58.694
10 -	31.124	20.336	51.460	84.50	0.812	15:37:50.154

P6 11		Josh HARVEY		Yamaha - NR Racing			
IDEAL LAP TIME : 50.829		BEST LAP TIME : 50.899		DIFFERENCE : 0.070			
LAP	SECTOR 1	SECTOR 2	LAP TIME	MPH	DIFF	TIME OF DAY	
1 -		21.109	59.629	72.92	8.730	15:30:07.227	
2 -	31.932	20.596	52.528	82.78	1.629	15:30:59.755	
3 -	31.080	20.597	51.677	84.14	0.778	15:31:51.432	
4 -	30.706	20.359	51.065 (2)	85.15	0.166	15:32:42.497	
5 -	31.061	20.173	51.234	84.87	0.335	15:33:33.731	
6 -	31.049	20.451	51.500	84.43	0.601	15:34:25.231	
7 -	30.776	20.123	50.899 (1)	85.43		15:35:16.130	
8 -	30.756	20.317	51.073 (3)	85.14	0.174	15:36:07.203	
9 -	31.043	20.520	51.563	84.33	0.664	15:36:58.766	
10 -	31.412	20.343	51.755	84.02	0.856	15:37:50.521	

P7 126		Luke HOPKINS		Yamaha - Mum - Zarra Hopkins			
IDEAL LAP TIME : 50.789		BEST LAP TIME : 50.942		DIFFERENCE : 0.153			
LAP	SECTOR 1	SECTOR 2	LAP TIME	MPH	DIFF	TIME OF DAY	
1 -			57.926	75.07	6.984	15:30:05.524	
2 -	31.370	20.662	52.032	83.57	1.090	15:30:57.556	
3 -	30.970	20.490	51.460	84.50	0.518	15:31:49.016	
4 -	31.403	20.363	51.766	84.00	0.824	15:32:40.782	
5 -	30.928	20.066	50.994 (2)	85.27	0.052	15:33:31.776	
6 -	31.122	20.245	51.367	84.65	0.425	15:34:23.143	
7 -	30.825	20.117	50.942 (1)	85.36		15:35:14.085	
8 -	30.723	20.495	51.218 (3)	84.90	0.276	15:36:05.303	
9 -	31.705	21.819	53.524	81.24	2.582	15:36:58.827	
10 -	31.671	20.079	51.750	84.03	0.808	15:37:50.577	

P8 17 C		Philip BAKER		Triumph - Ashford accident repair center			
IDEAL LAP TIME : 51.040		BEST LAP TIME : 51.088		DIFFERENCE : 0.048			
LAP	SECTOR 1	SECTOR 2	LAP TIME	MPH	DIFF	TIME OF DAY	
1 -			58.205	74.71	7.117	15:30:05.803	
2 -	32.039	20.417	52.456	82.90	1.368	15:30:58.259	
3 -	31.751	20.595	52.346	83.07	1.258	15:31:50.605	
4 -	31.310	20.224	51.534	84.38	0.446	15:32:42.139	
5 -	31.661	20.255	51.916	83.76	0.828	15:33:34.055	
6 -	31.237	20.435	51.672	84.15	0.584	15:34:25.727	
7 -	30.847	20.241	51.088 (1)	85.11		15:35:16.815	
8 -	31.101	20.193	51.294 (2)	84.77	0.206	15:36:08.109	
9 -	31.093	20.289	51.382 (3)	84.63	0.294	15:36:59.491	
10 -	31.300	20.295	51.595	84.28	0.507	15:37:51.086	

P9 82 C		Andrew SMITH		Kawasaki - 5 Club Racing			
IDEAL LAP TIME : 50.780		BEST LAP TIME : 50.998		DIFFERENCE : 0.218			
LAP	SECTOR 1	SECTOR 2	LAP TIME	MPH	DIFF	TIME OF DAY	
1 -		20.975	1:00.488	71.89	9.490	15:30:08.086	
2 -	32.009	20.798	52.807	82.34	1.809	15:31:00.893	
3 -	31.257	20.257	51.514	84.41	0.516	15:31:52.407	
4 -	31.383	20.227	51.610	84.25	0.612	15:32:44.017	

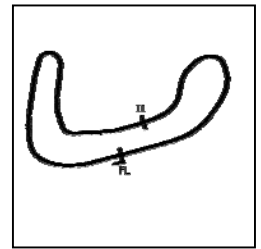
Weather / Track : Cloudy / Dry

Brands Hatch Indy
Circuit Length = 1.2079 miles
Start: 15:29 Flag 15:37 End: 15:38

BMCRC - MRO Championships 2018 - Rnd 1 @ Brands Hatch Indy

Team Respro MRO 600 inc Clubman 600

RACE 10 - SECTOR ANALYSIS



SECTOR 1 = FL to I1, SECTOR 2 = I1 to FL, DIFF = Difference To Personal Best Lap, P = Crossed Finish Line in Pit Lane, D = Time Disallowed

5 -	31.181	19.947	51.128 (2)	85.05	0.130	15:33:35.145
6 -	31.120	20.190	51.310	84.75	0.312	15:34:26.455
7 -	30.833	20.165	50.998 (1)	85.27		15:35:17.453
8 -	31.066	20.262	51.328	84.72	0.330	15:36:08.781
9 -	30.847	20.492	51.339	84.70	0.341	15:37:00.120
10 -	30.875	20.276	51.151 (3)	85.01	0.153	15:37:51.271

P10 46	Harry ROWLINGS	Triumph - Bernard Elliott Racing / Steve Jordan M/cycles
IDEAL LAP TIME : 50.817	BEST LAP TIME : 50.955	DIFFERENCE : 0.138

LAP	SECTOR 1	SECTOR 2	LAP TIME	MPH	DIFF	TIME OF DAY
1 -		20.934	1:00.000	72.47	9.045	15:30:07.598
2 -	31.804	20.636	52.440	82.92	1.485	15:31:00.038
3 -	31.080	20.516	51.596	84.28	0.641	15:31:51.634
4 -	30.830	20.125	50.955 (1)	85.34		15:32:42.589
5 -	31.391	20.172	51.563	84.33	0.608	15:33:34.152
6 -	31.284	20.356	51.640	84.20	0.685	15:34:25.792
7 -	31.023	20.204	51.227 (3)	84.88	0.272	15:35:17.019
8 -	30.979	20.314	51.293	84.77	0.338	15:36:08.312
9 -	30.931	21.102	52.033	83.57	1.078	15:37:00.345
10 -	30.692	20.276	50.968 (2)	85.32	0.013	15:37:51.313

P11 30 C	Richard GOODE	YAMAHA - Wps ltd / Geoff hand automotive engineering
IDEAL LAP TIME : 50.932	BEST LAP TIME : 50.957	DIFFERENCE : 0.025

LAP	SECTOR 1	SECTOR 2	LAP TIME	MPH	DIFF	TIME OF DAY
1 -		21.231	1:00.370	72.03	9.413	15:30:07.968
2 -	32.102	20.799	52.901	82.20	1.944	15:31:00.869
3 -	31.905	20.551	52.456	82.90	1.499	15:31:53.325
4 -	31.434	20.634	52.068	83.51	1.111	15:32:45.393
5 -	31.376	20.368	51.744	84.04	0.787	15:33:37.137
6 -	31.217	20.475	51.692 (3)	84.12	0.735	15:34:28.829
7 -	31.212	20.483	51.695	84.12	0.738	15:35:20.524
8 -	30.672	20.617	51.289 (2)	84.78	0.332	15:36:11.813
9 -	30.564	20.393	50.957 (1)	85.33		15:37:02.770
10 -	31.148	21.026	52.174	83.34	1.217	15:37:54.944

P12 40	David SHELVEY	Suzuki - ymark.com
IDEAL LAP TIME : 51.495	BEST LAP TIME : 51.599	DIFFERENCE : 0.104

LAP	SECTOR 1	SECTOR 2	LAP TIME	MPH	DIFF	TIME OF DAY
1 -		20.824	58.627	74.17	7.028	15:30:06.225
2 -	32.241	20.590	52.831	82.31	1.232	15:30:59.056
3 -	31.755	20.837	52.592	82.68	0.993	15:31:51.648
4 -	31.467	20.288	51.755 (2)	84.02	0.156	15:32:43.403
5 -	31.207	20.392	51.599 (1)	84.27		15:33:35.002
6 -	31.837	20.433	52.270	83.19	0.671	15:34:27.272
7 -	31.759	20.489	52.248	83.23	0.649	15:35:19.520
8 -	31.655	21.046	52.701	82.51	1.102	15:36:12.221
9 -	31.443	20.450	51.893 (3)	83.79	0.294	15:37:04.114
10 -	32.006	21.434	53.440	81.37	1.841	15:37:57.554

P13 32 C	Mark PIPER	Yamaha - please sponsor me
IDEAL LAP TIME : 52.077	BEST LAP TIME : 52.103	DIFFERENCE : 0.026

LAP	SECTOR 1	SECTOR 2	LAP TIME	MPH	DIFF	TIME OF DAY
1 -		22.304	1:04.045	67.89	11.942	15:30:11.643
2 -	32.993	20.863	53.856	80.74	1.753	15:31:05.499
3 -	32.299	21.257	53.556	81.19	1.453	15:31:59.055
4 -	32.439	20.977	53.416	81.41	1.313	15:32:52.471
5 -	31.871	20.644	52.515	82.80	0.412	15:33:44.986
6 -	31.459	20.644	52.103 (1)	83.46		15:34:37.089
7 -	32.225	21.055	53.280	81.61	1.177	15:35:30.369
8 -	31.563	20.618	52.181 (3)	83.33	0.078	15:36:22.550

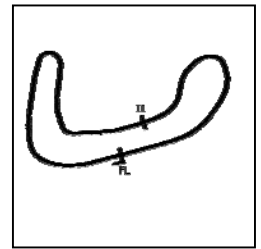
Weather / Track : Cloudy / Dry

Brands Hatch Indy
Circuit Length = 1.2079 miles
Start: 15:29 Flag 15:37 End: 15:38

BMCRC - MRO Championships 2018 - Rnd 1 @ Brands Hatch Indy

Team Respro MRO 600 inc Clubman 600

RACE 10 - SECTOR ANALYSIS



SECTOR 1 = FL to I1, SECTOR 2 = I1 to FL, DIFF = Difference To Personal Best Lap, P = Crossed Finish Line in Pit Lane, D = Time Disallowed

9 -	31.466	20.654	52.120 (2)	83.43	0.017	15:37:14.670
10 -	31.683	20.756	52.439	82.92	0.336	15:38:07.109

P14 53 C Jason SIGGS		Yamaha - J Siggs Construction				
IDEAL LAP TIME : 52.346		BEST LAP TIME : 52.391		DIFFERENCE : 0.045		
LAP	SECTOR 1	SECTOR 2	LAP TIME	MPH	DIFF	TIME OF DAY
1 -		21.926	1:01.780	70.38	9.389	15:30:09.378
2 -	32.496	21.133	53.629	81.08	1.238	15:31:03.007
3 -	32.888	21.512	54.400	79.93	2.009	15:31:57.407
4 -	32.262	21.045	53.307	81.57	0.916	15:32:50.714
5 -	32.004	21.022	53.026	82.00	0.635	15:33:43.740
6 -	31.959	21.049	53.008	82.03	0.617	15:34:36.748
7 -	31.806	21.153	52.959	82.11	0.568	15:35:29.707
8 -	31.603	20.914	52.517 (2)	82.80	0.126	15:36:22.224
9 -	31.562	20.829	52.391 (1)	83.00		15:37:14.615
10 -	31.517	21.007	52.524 (3)	82.79	0.133	15:38:07.139

P15 13 C Ben HAWES		Kawasaki -				
IDEAL LAP TIME : 52.867		BEST LAP TIME : 53.025		DIFFERENCE : 0.158		
LAP	SECTOR 1	SECTOR 2	LAP TIME	MPH	DIFF	TIME OF DAY
1 -		21.710	1:01.914	70.23	8.889	15:30:09.512
2 -	32.495	21.042	53.537	81.22	0.512	15:31:03.049
3 -	32.369	21.180	53.549	81.20	0.524	15:31:56.598
4 -	32.038	21.164	53.202 (3)	81.73	0.177	15:32:49.800
5 -	32.293	21.042	53.335	81.53	0.310	15:33:43.135
6 -	32.153	21.061	53.214	81.71	0.189	15:34:36.349
7 -	32.778	21.154	53.932	80.63	0.907	15:35:30.281
8 -	32.196	20.829	53.025 (1)	82.01		15:36:23.306
9 -	32.319	21.005	53.324	81.55	0.299	15:37:16.630
10 -	32.107	21.051	53.158 (2)	81.80	0.133	15:38:09.788

P16 5 Aaron CLARKE		Yamaha - Yamaha				
IDEAL LAP TIME : 52.207		BEST LAP TIME : 52.246		DIFFERENCE : 0.039		
LAP	SECTOR 1	SECTOR 2	LAP TIME	MPH	DIFF	TIME OF DAY
1 -		22.137	1:04.291	67.63	12.045	15:30:11.889
2 -	33.851	21.233	55.084	78.94	2.838	15:31:06.973
3 -	32.871	21.198	54.069	80.42	1.823	15:32:01.042
4 -	32.002	20.811	52.813	82.33	0.567	15:32:53.855
5 -	31.610	20.636	52.246 (1)	83.23		15:33:46.101
6 -	32.062	21.146	53.208	81.72	0.962	15:34:39.309
7 -	31.745	20.759	52.504 (2)	82.82	0.258	15:35:31.813
8 -	32.043	20.597	52.640 (3)	82.61	0.394	15:36:24.453
9 -	31.680	21.025	52.705	82.50	0.459	15:37:17.158
10 -	31.705	21.212	52.917	82.17	0.671	15:38:10.075

P17 156 C Michael STONE		Kawasaki -				
IDEAL LAP TIME : 52.857		BEST LAP TIME : 52.857		DIFFERENCE : 0.000		
LAP	SECTOR 1	SECTOR 2	LAP TIME	MPH	DIFF	TIME OF DAY
1 -		21.960	1:02.066	70.06	9.209	15:30:09.664
2 -	32.905	21.689	54.594	79.65	1.737	15:31:04.258
3 -	32.172	21.346	53.518	81.25	0.661	15:31:57.776
4 -	32.123	21.104	53.227 (3)	81.69	0.370	15:32:51.003
5 -	31.980	20.918	52.898 (2)	82.20	0.041	15:33:43.901
6 -	32.013	21.347	53.360	81.49	0.503	15:34:37.261
7 -	32.308	21.414	53.722	80.94	0.865	15:35:30.983
8 -	31.973	20.884	52.857 (1)	82.27		15:36:23.840
9 -	32.174	21.322	53.496	81.28	0.639	15:37:17.336
10 -	32.273	21.395	53.668	81.02	0.811	15:38:11.004

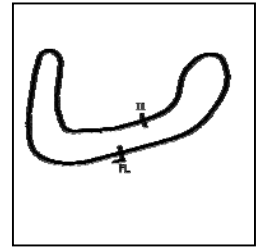
Weather / Track : Cloudy / Dry

Brands Hatch Indy
Circuit Length = 1.2079 miles
Start: 15:29 Flag 15:37 End: 15:38

BMCRC - MRO Championships 2018 - Rnd 1 @ Brands Hatch Indy

Team Respro MRO 600 inc Clubman 600

RACE 10 - SECTOR ANALYSIS



SECTOR 1 = FL to I1, SECTOR 2 = I1 to FL, DIFF = Difference To Personal Best Lap, P = Crossed Finish Line in Pit Lane, D = Time Disallowed

P18 81 C		Liam DUFFETT		Triumph -		
IDEAL LAP TIME : 52.690		BEST LAP TIME : 52.690		DIFFERENCE : 0.000		
LAP	SECTOR 1	SECTOR 2	LAP TIME	MPH	DIFF	TIME OF DAY
1 -		22.244	1:03.205	68.80	10.515	15:30:10.803
2 -	32.922	21.484	54.406	79.92	1.716	15:31:05.209
3 -	32.399	21.357	53.756	80.89	1.066	15:31:58.965
4 -	32.266	21.302	53.568	81.17	0.878	15:32:52.533
5 -	32.216	21.011	53.227	81.69	0.537	15:33:45.760
6 -	32.204	21.285	53.489	81.29	0.799	15:34:39.249
7 -	32.478	21.055	53.533	81.23	0.843	15:35:32.782
8 -	32.066	21.011	53.077 (2)	81.93	0.387	15:36:25.859
9 -	32.047	21.140	53.187 (3)	81.76	0.497	15:37:19.046
10 -	31.693	20.997	52.690 (1)	82.53		15:38:11.736

P19 99		Michael SIMMONS		Yamaha - Westcountry Windings		
IDEAL LAP TIME : 53.002		BEST LAP TIME : 53.004		DIFFERENCE : 0.002		
LAP	SECTOR 1	SECTOR 2	LAP TIME	MPH	DIFF	TIME OF DAY
1 -		22.101	1:02.574	69.49	9.570	15:30:10.172
2 -	33.016	21.912	54.928	79.16	1.924	15:31:05.100
3 -	32.193	21.188	53.381 (3)	81.46	0.377	15:31:58.481
4 -	32.374	21.116	53.490	81.29	0.486	15:32:51.971
5 -	32.032	21.120	53.152 (2)	81.81	0.148	15:33:45.123
6 -	32.336	21.244	53.580	81.16	0.576	15:34:38.703
7 -	32.034	20.970	53.004 (1)	82.04		15:35:31.707
8 -	32.774	21.241	54.015	80.50	1.011	15:36:25.722
9 -	32.558	21.164	53.722	80.94	0.718	15:37:19.444
10 -	32.218	21.282	53.500	81.28	0.496	15:38:12.944

P20 130 C		Lee BUTTON		Yamaha - Elite Spas/Goodwins/Sparkle Spas		
IDEAL LAP TIME : 52.965		BEST LAP TIME : 53.139		DIFFERENCE : 0.174		
LAP	SECTOR 1	SECTOR 2	LAP TIME	MPH	DIFF	TIME OF DAY
1 -		22.139	1:03.082	68.93	9.943	15:30:10.680
2 -	33.339	21.419	54.758	79.41	1.619	15:31:05.438
3 -	32.710	21.526	54.236	80.17	1.097	15:31:59.674
4 -	32.286	20.853	53.139 (1)	81.83		15:32:52.813
5 -	32.208	20.954	53.162 (2)	81.79	0.023	15:33:45.975
6 -	32.587	21.043	53.630	81.08	0.491	15:34:39.605
7 -	32.370	21.048	53.418	81.40	0.279	15:35:33.023
8 -	32.519	20.757	53.276	81.62	0.137	15:36:26.299
9 -	32.262	20.939	53.201 (3)	81.73	0.062	15:37:19.500
10 -	32.299	21.223	53.522	81.24	0.383	15:38:13.022

P21 60 C		Jack YOUNGE		Yamaha - Chase Timber Products		
IDEAL LAP TIME : 53.006		BEST LAP TIME : 53.006		DIFFERENCE : 0.000		
LAP	SECTOR 1	SECTOR 2	LAP TIME	MPH	DIFF	TIME OF DAY
1 -		22.661	1:04.013	67.93	11.007	15:30:11.611
2 -	33.470	21.748	55.218	78.75	2.212	15:31:06.829
3 -	32.613	21.687	54.300	80.08	1.294	15:32:01.129
4 -	33.019	21.562	54.581	79.67	1.575	15:32:55.710
5 -	32.518	21.755	54.273	80.12	1.267	15:33:49.983
6 -	32.219	21.407	53.626	81.09	0.620	15:34:43.609
7 -	32.072	20.934	53.006 (1)	82.03		15:35:36.615
8 -	32.134	21.220	53.354 (2)	81.50	0.348	15:36:29.969
9 -	32.124	21.238	53.362 (3)	81.49	0.356	15:37:23.331
10 -	32.880	21.109	53.989	80.54	0.983	15:38:17.320

P22 661 C		Cameron HARRIS		Yamaha - HARRIS PERFORMANCE		
IDEAL LAP TIME : 53.300		BEST LAP TIME : 53.501		DIFFERENCE : 0.201		
LAP	SECTOR 1	SECTOR 2	LAP TIME	MPH	DIFF	TIME OF DAY

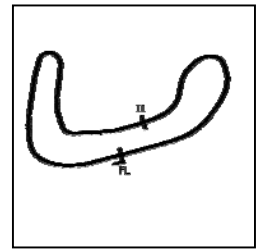
Weather / Track : Cloudy / Dry

Brands Hatch Indy
Circuit Length = 1.2079 miles
Start: 15:29 Flag 15:37 End: 15:38

BMCRC - MRO Championships 2018 - Rnd 1 @ Brands Hatch Indy

Team Respro MRO 600 inc Clubman 600

RACE 10 - SECTOR ANALYSIS



SECTOR 1 = FL to I1, SECTOR 2 = I1 to FL, DIFF = Difference To Personal Best Lap, P = Crossed Finish Line in Pit Lane, D = Time Disallowed

Lap	Time	Diff	MPH	Time of Day
1 -	21.913		1:02.353 69.74	8.852 15:30:09.951
2 -	33.053 21.561		54.614 79.62	1.113 15:31:04.565
3 -	32.274 21.227		53.501 (1) 81.28	15:31:58.066
4 -	34.360 21.589		55.949 77.72	2.448 15:32:54.015
5 -	32.988 21.425		54.413 79.91	0.912 15:33:48.428
6 -	32.716 21.372		54.088 80.39	0.587 15:34:42.516
7 -	32.588 21.323		53.911 80.66	0.410 15:35:36.427
8 -	32.772 21.026		53.798 80.83	0.297 15:36:30.225
9 -	32.402 21.112		53.514 (2) 81.26	0.013 15:37:23.739
10 -	32.303 21.345		53.648 (3) 81.05	0.147 15:38:17.387

P23 143 C Daire PRENDERGAST			Kawasaki -			
IDEAL LAP TIME : 52.929		BEST LAP TIME : 53.035		DIFFERENCE : 0.106		
LAP	SECTOR 1	SECTOR 2	LAP TIME	MPH	DIFF	TIME OF DAY

1 -		22.613	1:04.586	67.32	11.551	15:30:12.184
2 -	33.889	21.798	55.687	78.09	2.652	15:31:07.871
3 -	33.018	21.435	54.453	79.85	1.418	15:32:02.324
4 -	32.929	21.329	54.258	80.14	1.223	15:32:56.582
5 -	32.719	21.526	54.245	80.16	1.210	15:33:50.827
6 -	32.377	21.277	53.654	81.04	0.619	15:34:44.481
7 -	32.321	21.234	53.555 (3)	81.19	0.520	15:35:38.036
8 -	32.297	20.965	53.262 (2)	81.64	0.227	15:36:31.298
9 -	31.964	21.071	53.035 (1)	81.99		15:37:24.333
10 -	32.578	21.090	53.668	81.02	0.633	15:38:18.001

P24 192 C Daniel MOFFA			Triumph - DM Racing			
IDEAL LAP TIME : 52.644		BEST LAP TIME : 52.683		DIFFERENCE : 0.039		
LAP	SECTOR 1	SECTOR 2	LAP TIME	MPH	DIFF	TIME OF DAY

1 -		22.871	1:05.762	66.12	13.079	15:30:13.360
2 -	34.351	22.177	56.528	76.92	3.845	15:31:09.888
3 -	33.417	21.708	55.125	78.88	2.442	15:32:05.013
4 -	32.812	21.391	54.203	80.22	1.520	15:32:59.216
5 -	32.500	21.016	53.516	81.25	0.833	15:33:52.732
6 -	32.297	21.069	53.366	81.48	0.683	15:34:46.098
7 -	31.848	20.913	52.761 (2)	82.42	0.078	15:35:38.859
8 -	32.265	21.077	53.342 (3)	81.52	0.659	15:36:32.201
9 -	31.887	20.796	52.683 (1)	82.54		15:37:24.884
10 -	32.282	21.331	53.613	81.11	0.930	15:38:18.497

P25 80 C Stephen KIMMINGS			Yamaha - S T Engineering			
IDEAL LAP TIME : 53.895		BEST LAP TIME : 53.895		DIFFERENCE : 0.000		
LAP	SECTOR 1	SECTOR 2	LAP TIME	MPH	DIFF	TIME OF DAY

1 -		23.536	1:07.151	64.75	13.256	15:30:14.749
2 -	36.431	23.181	59.612	72.94	5.717	15:31:14.361
3 -	34.465	23.265	57.730	75.32	3.835	15:32:12.091
4 -	33.314	21.933	55.247	78.71	1.352	15:33:07.338
5 -	33.448	21.808	55.256	78.69	1.361	15:34:02.594
6 -	32.998	21.498	54.496	79.79	0.601	15:34:57.090
7 -	32.602	21.293	53.895 (1)	80.68		15:35:50.985
8 -	32.878	21.319	54.197 (3)	80.23	0.302	15:36:45.182
9 -	32.624	21.466	54.090 (2)	80.39	0.195	15:37:39.272
10 -	32.972	21.758	54.730	79.45	0.835	15:38:34.002

P26 96 C Bradley ROBINSON			Kawasaki -			
IDEAL LAP TIME : 54.716		BEST LAP TIME : 54.736		DIFFERENCE : 0.020		
LAP	SECTOR 1	SECTOR 2	LAP TIME	MPH	DIFF	TIME OF DAY

1 -		23.598	1:06.948	64.95	12.212	15:30:14.546
2 -	33.918	21.667	55.585	78.23	0.849	15:31:10.131
3 -	33.457	21.888	55.345 (3)	78.57	0.609	15:32:05.476
4 -	33.049	21.687	54.736 (1)	79.44		15:33:00.212

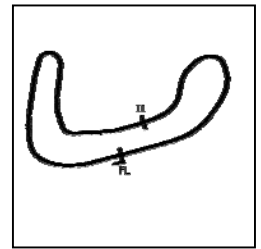
Weather / Track : Cloudy / Dry

Brands Hatch Indy
Circuit Length = 1.2079 miles
Start: 15:29 Flag 15:37 End: 15:38

BMCRC - MRO Championships 2018 - Rnd 1 @ Brands Hatch Indy

Team Respro MRO 600 inc Clubman 600

RACE 10 - SECTOR ANALYSIS



SECTOR 1 = FL to I1, SECTOR 2 = I1 to FL, DIFF = Difference To Personal Best Lap, P = Crossed Finish Line in Pit Lane, D = Time Disallowed

5 -	33.291	21.844	55.135 (2)	78.87	0.399	15:33:55.347
6 -	33.474	21.923	55.397	78.49	0.661	15:34:50.744
7 -	33.535	22.198	55.733	78.02	0.997	15:35:46.477
8 -	33.832	22.189	56.021	77.62	1.285	15:36:42.498
9 -	34.077	22.358	56.435	77.05	1.699	15:37:38.933
10 -	34.302	22.983	57.285	75.91	2.549	15:38:36.218

P27 181 C Gary CROFT		Yamaha - Big G Racing, Little e, Acle Locksmiths, Nexx Helmets				
IDEAL LAP TIME : 54.962		BEST LAP TIME : 55.018		DIFFERENCE : 0.056		
LAP	SECTOR 1	SECTOR 2	LAP TIME	MPH	DIFF	TIME OF DAY

1 -		23.453	1:07.886	64.05	12.868	15:30:15.484
2 -	35.259	23.012	58.271	74.62	3.253	15:31:13.755
3 -	35.546	22.936	58.482	74.35	3.464	15:32:12.237
4 -	33.990	21.771	55.761	77.98	0.743	15:33:07.998
5 -	33.293	21.725	55.018 (1)	79.03		15:34:03.016
6 -	33.609	22.087	55.696	78.07	0.678	15:34:58.712
7 -	33.352	21.912	55.264 (2)	78.68	0.246	15:35:53.976
8 -	33.924	21.669	55.593	78.22	0.575	15:36:49.569
9 -	33.750	21.839	55.589 (3)	78.22	0.571	15:37:45.158

P28 88 C Michael STANLEY		Triumph -				
IDEAL LAP TIME : 55.680		BEST LAP TIME : 55.680		DIFFERENCE : 0.000		
LAP	SECTOR 1	SECTOR 2	LAP TIME	MPH	DIFF	TIME OF DAY

1 -		23.940	1:08.018	63.93	12.338	15:30:15.616
2 -	35.420	23.888	59.308	73.32	3.628	15:31:14.924
3 -	34.793	23.469	58.262	74.63	2.582	15:32:13.186
4 -	34.453	22.948	57.401	75.75	1.721	15:33:10.587
5 -	34.712	23.243	57.955	75.03	2.275	15:34:08.542
6 -	34.566	23.326	57.892	75.11	2.212	15:35:06.434
7 -	34.535	22.357	56.892 (3)	76.43	1.212	15:36:03.326
8 -	33.480	22.200	55.680 (1)	78.09		15:36:59.006
9 -	34.183	22.542	56.725 (2)	76.66	1.045	15:37:55.731

P29 222 C Matthew EPPS		Yamaha - M.E Vehicle Repairs				
IDEAL LAP TIME : 56.740		BEST LAP TIME : 56.941		DIFFERENCE : 0.201		
LAP	SECTOR 1	SECTOR 2	LAP TIME	MPH	DIFF	TIME OF DAY

1 -		23.555	1:06.838	65.06	9.897	15:30:14.436
2 -	35.870	23.018	58.888	73.84	1.947	15:31:13.324
3 -	35.324	23.262	58.586	74.22	1.645	15:32:11.910
4 -	35.321	22.633	57.954	75.03	1.013	15:33:09.864
5 -	35.040	22.926	57.966	75.01	1.025	15:34:07.830
6 -	34.971	22.946	57.917 (3)	75.08	0.976	15:35:05.747
7 -	35.447	22.572	58.019	74.95	1.078	15:36:03.766
8 -	34.400	22.764	57.164 (2)	76.07	0.223	15:37:00.930
9 -	34.168	22.773	56.941 (1)	76.37		15:37:57.871

P30 171 Wesley PEARCE		Yamaha - 777 Demolition				
IDEAL LAP TIME : 50.623		BEST LAP TIME : 50.623		DIFFERENCE : 0.000		
LAP	SECTOR 1	SECTOR 2	LAP TIME	MPH	DIFF	TIME OF DAY

1 -		21.440	1:02.518	69.55	11.895	15:30:10.116
2 -	32.457	20.798	53.255	81.65	2.632	15:31:03.371
3 -	32.454	21.892	54.346	80.01	3.723	15:31:57.717
4 -	31.183	20.972	52.155	83.37	1.532	15:32:49.872
5 -	31.151	20.461	51.612	84.25	0.989	15:33:41.484
6 -	30.919	20.631	51.550	84.35	0.927	15:34:33.034
7 -	30.566	20.310	50.876 (3)	85.47	0.253	15:35:23.910
8 -	30.677	20.168	50.845 (2)	85.52	0.222	15:36:14.755
9 -	30.530	20.093	50.623 (1)	85.90		15:37:05.378

Weather / Track : Cloudy / Dry

Brands Hatch Indy
Circuit Length = 1.2079 miles
Start: 15:29 Flag 15:37 End: 15:38

BMCRC - MRO Championships 2018 - Rnd 1 @ Brands Hatch Indy

Team Respro MRO 600 inc Clubman 600

RACE 10 - BEST SECTORS

SECTOR 1			SECTOR 2			IDEAL / BEST COMPARISON						
POS	NO	NAME	TIME	NO	NAME	TIME	POS	NO	NAME	IDEAL	BEST	DIFF
									PERFECT LAP	49.623		
1	52	PHILP	29.998	52	PHILP	19.625	1	52	PHILP	49.623	49.676	0.053
2	14	BURRAGE	30.020	111	SMITH	19.769	2	111	SMITH	49.814	50.174	0.360
3	111	SMITH	30.045	14	BURRAGE	19.805	3	14	BURRAGE	49.825	49.861	0.036
4	171	PEARCE	30.530	56	MILLS	19.887	4	171	PEARCE	50.623	50.623	0.000
5	30	GOODE	30.564	82	SMITH	19.947	5	56	MILLS	50.637	50.648	0.011
6	184	TWYFORD	30.598	126	HOPKINS	20.066	6	184	TWYFORD	50.737	50.922	0.185
7	46	ROWLINGS	30.692	171	PEARCE	20.093	7	82	SMITH	50.780	50.998	0.218
8	11	HARVEY	30.706	11	HARVEY	20.123	8	126	HOPKINS	50.789	50.942	0.153
9	126	HOPKINS	30.723	46	ROWLINGS	20.125	9	46	ROWLINGS	50.817	50.955	0.138
10	56	MILLS	30.750	184	TWYFORD	20.139	10	11	HARVEY	50.829	50.899	0.070
11	82	SMITH	30.833	17	BAKER	20.193	11	30	GOODE	50.932	50.957	0.025
12	17	BAKER	30.847	40	SHELVEY	20.288	12	17	BAKER	51.040	51.088	0.048
13	40	SHELVEY	31.207	30	GOODE	20.368	13	40	SHELVEY	51.495	51.599	0.104
14	32	PIPER	31.459	5	CLARKE	20.597	14	32	PIPER	52.077	52.103	0.026
15	53	SIGGS	31.517	32	PIPER	20.618	15	5	CLARKE	52.207	52.246	0.039
16	5	CLARKE	31.610	130	BUTTON	20.757	16	53	SIGGS	52.346	52.391	0.045
17	81	DUFFETT	31.693	192	MOFFA	20.796	17	192	MOFFA	52.644	52.683	0.039
18	192	MOFFA	31.848	53	SIGGS	20.829	18	81	DUFFETT	52.690	52.690	0.000
19	143	PRENDERGAST	31.964	13	HAWES	20.829	19	156	STONE	52.857	52.857	0.000
20	156	STONE	31.973	156	STONE	20.884	20	13	HAWES	52.867	53.025	0.158
21	99	SIMMONS	32.032	60	YOUNGE	20.934	21	143	PRENDERGAST	52.929	53.035	0.106
22	13	HAWES	32.038	143	PRENDERGAST	20.965	22	130	BUTTON	52.965	53.139	0.174
23	60	YOUNGE	32.072	99	SIMMONS	20.970	23	99	SIMMONS	53.002	53.004	0.002
24	130	BUTTON	32.208	81	DUFFETT	20.997	24	60	YOUNGE	53.006	53.006	0.000
25	661	HARRIS	32.274	661	HARRIS	21.026	25	661	HARRIS	53.300	53.501	0.201
26	80	KIMMINGS	32.602	80	KIMMINGS	21.293	26	80	KIMMINGS	53.895	53.895	0.000
27	96	ROBINSON	33.049	96	ROBINSON	21.667	27	96	ROBINSON	54.716	54.736	0.020
28	181	CROFT	33.293	181	CROFT	21.669	28	181	CROFT	54.962	55.018	0.056
29	88	STANLEY	33.480	88	STANLEY	22.200	29	88	STANLEY	55.680	55.680	0.000
30	222	EPPS	34.168	222	EPPS	22.572	30	222	EPPS	56.740	56.941	0.201

Weather / Track : Cloudy / Dry

Results can be found at www.tsl-timing.com

Brands Hatch Indy
Circuit Length = 1.2079 miles
Start: 15:29 Flag 15:37 End: 15:38

Printed - 15:41 Saturday, 10 March 2018

BMCRC - MRO Championships 2018 - Rnd 1 @ Brands Hatch Indy

Team Respro MRO 600 inc Clubman 600

RACE 19 - GRID (10 Laps)

ROW 11	33		32		31	51 Andrew DURANT
ROW 10	30	56.941 222 Matthew EPPS	29	55.680 88 Michael STANLEY	28	55.018 181 Gary CROFT
ROW 9	27	54.736 96 Bradley ROBINSON	26	53.895 80 Stephen KIMMINGS	25	53.501 661 Cameron HARRIS
ROW 8	24	53.139 130 Lee BUTTON	23	53.035 143 Daire PRENDERGAST	22	53.025 13 Ben HAWES
ROW 7	21	53.006 60 Jack YOUNGE	20	53.004 99 Michael SIMMONS	19	52.857 156 Michael STONE
ROW 6	18	52.690 81 Liam DUFFETT	17	52.683 192 Daniel MOFFA	16	52.391 53 Jason SIGGS
ROW 5	15	52.246 5 Aaron CLARKE	14	52.103 32 Mark PIPER	13	51.599 40 David SHELVEY
ROW 4	12	51.088 17 Philip BAKER	11	50.998 82 Andrew SMITH	10	50.957 30 Richard GOODE
ROW 3	9	50.955 46 Harry ROWLINGS	8	50.942 126 Luke HOPKINS	7	50.922 184 David TWYFORD
ROW 2	6	50.899 11 Josh HARVEY	5	50.648 56 Michael MILLS	4	50.623 171 Wesley PEARCE
ROW 1	3	50.174 111 Sam SMITH	2	49.861 14 Chris BURRAGE	1	49.676 52 Tommy PHILP
Pole						

Brands Hatch Indy
Circuit Length = 1.2079 miles

These results are provisional until the conclusion of any judicial and technical matters.

Clerk Of Course :	Timekeeper :
-------------------	--------------

Results can be found at www.tsl-timing.com

Printed - 15:43 Saturday, 10 March 2018



BMCRC - MRO Championships 2018 - Rnd 1 @ Brands Hatch Indy

Team Respro MRO 600 inc Clubman 600

RACE 19 - CLASSIFICATION

POS	NO	CL	PIC NAME	ENTRY	LAPS	TIME	GAP	DIFF	MPH	BEST	ON
1	52		1 Tommy PHILP	Yamaha - Draper vent	10	8:23.715			86.33	49.192	9
2	14		2 Chris BURRAGE	Yamaha - Seton Tuning	10	8:26.110	2.395	2.395	85.92	49.597	4
3	111		3 Sam SMITH	Kawasaki - GBM KAWASAKI	10	8:29.951	6.236	3.841	85.27	49.646	7
4	56		4 Michael MILLS	Yamaha - A51 Racing	10	8:35.531	11.816	5.580	84.35	50.532	7
5	126		5 Luke HOPKINS	Yamaha - Mum - Zarra Hopkins	10	8:35.663	11.948	0.132	84.33	50.368	7
6	11		6 Josh HARVEY	Yamaha - NR Racing	10	8:40.448	16.733	4.785	83.55	50.716	3
7	184		7 David TWYFORD	Yamaha -	10	8:40.867	17.152	0.419	83.48	51.059	10
8	46		8 Harry ROWLINGS	Triumph - Bernard Elliott Racing / Steve Jordan M/c	10	8:40.962	17.247	0.095	83.47	51.189	8
9	82	C	1 Andrew SMITH	Kawasaki - 5 Club Racing	10	8:41.093	17.378	0.131	83.45	51.073	5
10	30	C	2 Richard GOODE	YAMAHA - Wps ltd / Geoff hand automotive engineer	10	8:41.856	18.141	0.763	83.32	50.932	10
11	17	C	3 Philip BAKER	Triumph - Ashford accident repair center	10	8:47.038	23.323	5.182	82.51	51.630	7
12	40		9 David SHELVEY	Suzuki - ymark.com	10	8:48.063	24.348	1.025	82.35	51.320	9
13	13	C	4 Ben HAWES	Kawasaki -	10	8:53.847	30.132	5.784	81.45	52.140	6
14	81	C	5 Liam DUFFETT	Triumph -	10	8:53.998	30.283	0.151	81.43	51.495	7
15	5		10 Aaron CLARKE	Yamaha - Yamaha	10	8:54.705	30.990	0.707	81.32	52.187	7
16	32	C	6 Mark PIPER	Yamaha - please sponsor me	10	8:55.376	31.661	0.671	81.22	52.237	8
17	53	C	7 Jason SIGGS	Yamaha - J Siggs Construction	10	8:56.450	32.735	1.074	81.06	51.990	10
18	661	C	8 Cameron HARRIS	Yamaha - HARRIS PERFORMANCE	10	9:00.092	36.377	3.642	80.51	51.981	7
19	192	C	9 Daniel MOFFA	Triumph - DM Racing	10	9:01.859	38.144	1.767	80.25	52.465	10
20	99		11 Michael SIMMONS	Yamaha - Westcountry Windings	10	9:04.440	40.725	2.581	79.87	52.741	8
21	156	C	10 Michael STONE	Kawasaki -	10	9:07.699	43.984	3.259	79.39	53.188	4
22	130	C	11 Lee BUTTON	Yamaha - Elite Spas/Goodwins/Sparkle Spas	10	9:14.741	51.026	7.042	78.38	53.420	10
23	143	C	12 Daire PRENDERGAST	Kawasaki -	10	9:14.819	51.104	0.078	78.37	53.058	7
24	60	C	13 Jack YOUNGE	Yamaha - Chase Timber Products	10	9:14.875	51.160	0.056	78.37	53.742	10
25	181	C	14 Gary CROFT	Yamaha - Big G Racing, Little e, Acle Locksmiths, N	10	9:15.148	51.433	0.273	78.33	53.283	9
26	80	C	15 Stephen KIMMINGS	Yamaha - S T Engineering	10	9:16.200	52.485	1.052	78.18	53.420	10
27	96	C	16 Bradley ROBINSON	Kawasaki -	9	8:25.602	1 Lap	1 Lap	77.40	54.330	4
28	222	C	17 Matthew EPPS	Yamaha - M.E Vehicle Repairs	9	8:47.832	1 Lap	22.230	74.14	57.256	4
29	88	C	18 Michael STANLEY	Triumph -	9	8:48.840	1 Lap	1.008	74.00	57.178	4

FASTEST LAP

52		Tommy PHILP	Yamaha - Draper vent	9	49.192	88.40 mph	142.26 kph
30	C	Richard GOODE	YAMAHA - Wps ltd / Geoff hand automotive engineer	10	50.932	85.38 mph	137.40 kph

Class - 92.5% of Race Speed = 79.85 mph
 Class C - 92.5% of Race Speed = 77.19 mph

Brands Hatch Indy
 Circuit Length = 1.2079 miles
 Start: 17:44 Flag 17:52 End: 17:54

Weather / Track : Cloudy / Dry

These results are provisional until the conclusion of any judicial and technical matters.

Clerk Of Course :	Timekeeper :
-------------------	--------------

Results can be found at www.tsl-timing.com

Printed - 17:56 Saturday, 10 March 2018



BMCRC - MRO Championships 2018 - Rnd 1 @ Brands Hatch Indy

Team Respro MRO 600 inc Clubman 600

RACE 19 - LAP CHART

LAP 1 @ 17:45:29.590			LAP 3 @ 17:47:10.152			LAP 5 @ 17:48:49.741			LAP 7 @ 17:50:29.563			LAP 9 @ 17:52:08.382		
NO	BEHIND	LAP TIME	NO	BEHIND	LAP TIME	NO	BEHIND	LAP TIME	NO	BEHIND	LAP TIME	NO	BEHIND	LAP TIME
52		55.028	52		50.098	52		49.733	52		49.781	52		49.192
14	0.557	55.585	14	0.417	49.873	14	0.239	49.814	222	1 Lap	57.709	14	1.643	50.071
56	1.302	56.330	56	3.342	51.578	111	4.661	50.442	14	0.369	49.963	111	6.237	50.184
126	2.335	57.363	111	3.434	50.386	56	6.130	51.281	88	1 Lap	57.682	56	11.112	51.339
184	2.764	57.792	126	4.924	51.322	126	7.385	50.939	111	4.575	49.646	126	11.220	50.850
46	2.813	57.841	184	5.489	51.372	184	8.346	51.126	56	7.676	50.532	11	15.885	51.986
111	3.031	58.059	46	5.576	51.275	82	8.588	51.073	126	8.686	50.368	46	15.927	52.229
30	3.526	58.554	82	6.023	51.269	46	8.628	51.322	184	11.271	51.205	184	15.988	52.473
82	3.797	58.825	11	6.194	50.716	11	8.901	51.279	46	11.328	51.330	82	16.153	52.079
11	4.489	59.517	30	7.093	51.678	30	10.094	51.435	11	11.492	51.207	222	1 Lap	57.633
17	4.510	59.538	17	8.405	51.891	17	12.391	51.913	82	11.705	51.348	30	17.104	51.141
40	4.753	59.781	40	8.869	52.044	40	13.380	51.935	30	13.431	51.498	88	1 Lap	57.646
5	5.532	1:00.560	5	11.332	52.812	13	16.626	52.361	17	16.037	51.630	17	21.105	51.906
32	5.657	1:00.685	13	11.570	52.203	5	17.321	52.662	40	17.311	51.669	40	21.756	51.320
53	6.010	1:01.038	32	12.530	53.272	32	17.945	52.609	13	21.308	52.364	13	27.712	52.437
13	6.391	1:01.419	53	13.225	53.356	53	19.491	52.706	5	22.332	52.187	5	28.240	52.500
81	6.564	1:01.592	81	13.491	53.294	81	19.789	52.757	32	23.103	52.297	81	28.315	51.609
156	7.214	1:02.242	156	14.145	53.488	661	20.474	52.596	81	23.747	51.495	32	29.045	52.524
661	7.579	1:02.607	661	14.304	53.506	156	21.549	53.805	53	24.809	52.093	53	30.640	52.373
192	8.129	1:03.157	192	16.514	54.079	192	22.945	52.714	661	24.876	51.981	661	31.411	52.983
99	8.593	1:03.621	99	18.194	53.857	99	24.998	53.268	192	28.735	53.025	192	35.574	52.724
60	8.617	1:03.645	60	19.496	55.039	60	29.539	54.907	156	30.460	54.544	99	37.614	52.827
80	9.389	1:04.417	80	19.927	54.990	181	29.763	54.627	99	30.865	52.786	156	39.917	54.170
143	9.693	1:04.721	143	20.558	55.317	80	30.277	55.057	60	38.157	54.012	60	47.313	53.756
96	10.011	1:05.039	181	20.619	55.056	143	30.482	54.945	181	38.243	53.976	143	47.442	53.825
130	10.227	1:05.255	96	21.018	55.580	130	30.624	54.663	143	38.438	53.058	130	47.501	53.710
181	10.639	1:05.667	130	21.222	55.403	96	30.811	55.052	130	38.480	54.033	181	47.696	53.283
222	11.789	1:06.817	222	26.648	57.313	222	42.181	57.866	80	38.941	53.499	80	48.960	53.919
88	12.841	1:07.869	88	28.083	57.421	88	43.078	57.406	96	40.463	54.372			

LAP 2 @ 17:46:20.054			LAP 4 @ 17:48:00.008			LAP 6 @ 17:49:39.782			LAP 8 @ 17:51:19.190			LAP 10 @ 17:52:58.277		
NO	BEHIND	LAP TIME	NO	BEHIND	LAP TIME	NO	BEHIND	LAP TIME	NO	BEHIND	LAP TIME	NO	BEHIND	LAP TIME
52		50.464	52		49.856	52		50.041	52		49.627	52		49.895
14	0.642	50.549	14	0.158	49.597	14	0.187	49.989	14	0.764	50.022	96	1 Lap	55.327
56	1.862	51.024	111	3.952	50.374	111	4.710	50.090	111	5.245	50.297	14	2.395	50.647
111	3.146	50.579	56	4.582	51.096	56	6.925	50.836	222	1 Lap	57.864	111	6.236	49.894
126	3.700	51.829	126	6.179	51.111	126	8.099	50.755	56	8.965	50.916	56	11.816	50.599
184	4.215	51.915	184	6.953	51.320	46	9.779	51.192	88	1 Lap	57.774	126	11.948	50.623
46	4.399	52.050	46	7.039	51.319	184	9.847	51.542	126	9.562	50.503	11	16.733	50.743
82	4.852	51.519	82	7.248	51.081	11	10.066	51.206	184	12.707	51.063	184	17.152	51.059
30	5.513	52.451	11	7.355	51.017	82	10.138	51.591	46	12.890	51.189	46	17.247	51.215
11	5.576	51.551	30	8.392	51.155	30	11.714	51.661	11	13.091	51.226	82	17.378	51.120
17	6.612	52.566	17	10.211	51.662	17	14.188	51.838	82	13.266	51.188	30	18.141	50.932
40	6.923	52.634	40	11.178	52.165	40	15.423	52.084	30	15.155	51.351	17	23.323	52.113
5	8.618	53.550	13	13.998	52.284	13	18.725	52.140	17	18.391	51.981	222	1 Lap	57.266
32	9.356	54.163	5	14.392	52.916	5	19.926	52.646	40	19.628	51.944	40	24.348	52.487
13	9.465	53.538	32	15.069	52.395	32	20.587	52.683	13	24.467	52.786	88	1 Lap	57.481
53	9.967	54.421	53	16.518	53.149	81	22.033	52.285	5	24.932	52.227	13	30.132	52.315
81	10.295	54.195	81	16.765	53.130	53	22.497	53.047	32	25.713	52.237	81	30.283	51.863
156	10.755	54.005	156	17.477	53.188	661	22.676	52.243	81	25.898	51.778	5	30.990	52.645
661	10.896	53.781	661	17.611	53.163	192	25.491	52.587	53	27.459	52.277	32	31.661	52.511
192	12.533	54.868	192	19.964	53.306	156	25.697	54.189	661	27.620	52.371	53	32.735	51.990
99	14.435	56.306	99	21.463	53.125	99	27.860	52.903	192	32.042	52.934	661	36.377	54.861
60	14.555	56.402	60	24.365	54.725	60	33.926	54.428	99	33.979	52.741	192	38.144	52.465
80	15.035	56.110	181	24.869	54.106	181	34.048	54.326	156	34.939	54.106	99	40.725	53.006
143	15.339	56.110	80	24.953	54.882	130	34.228	53.645	60	42.749	54.219	156	43.984	53.962
96	15.536	55.989	143	25.270	54.568	143	35.161	54.720	143	42.809	53.998	130	51.026	53.420
181	15.661	55.486	96	25.492	54.330	80	35.223	54.987	130	42.983	54.130	143	51.104	53.557
130	15.917	56.154	130	25.694	54.328	96	35.872	55.102	181	43.605	54.989	60	51.160	53.742
222	19.433	58.108	222	34.048	57.256				80	44.233	54.919	181	51.433	53.632
88	20.760	58.383	88	35.405	57.178				96	45.647	54.811	80	52.485	53.420

Weather / Track : Cloudy / Dry

Brands Hatch Indy

Circuit Length = 1.2079 miles

Start: 17:44 Flag 17:52 End: 17:54

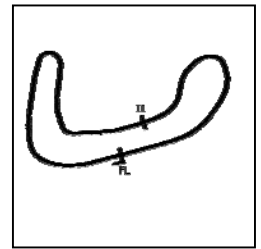
Results can be found at www.tsl-timing.com

Printed - 17:57 Saturday, 10 March 2018

BMCRC - MRO Championships 2018 - Rnd 1 @ Brands Hatch Indy

Team Respro MRO 600 inc Clubman 600

RACE 19 - SECTOR ANALYSIS



SECTOR 1 = FL to I1, SECTOR 2 = I1 to FL, DIFF = Difference To Personal Best Lap, P = Crossed Finish Line in Pit Lane, D = Time Disallowed

P1 52		Tommy PHILP		Yamaha - Draper vent		
IDEAL LAP TIME : 49.192		BEST LAP TIME : 49.192		DIFFERENCE : 0.000		
LAP	SECTOR 1	SECTOR 2	LAP TIME	MPH	DIFF	TIME OF DAY
1 -		20.162	55.028	79.02	5.836	17:45:29.590
2 -	30.392	20.072	50.464	86.17	1.272	17:46:20.054
3 -	30.269	19.829	50.098	86.80	0.906	17:47:10.152
4 -	30.003	19.853	49.856	87.22	0.664	17:48:00.008
5 -	29.928	19.805	49.733 (3)	87.43	0.541	17:48:49.741
6 -	30.203	19.838	50.041	86.90	0.849	17:49:39.782
7 -	29.819	19.962	49.781	87.35	0.589	17:50:29.563
8 -	29.856	19.771	49.627 (2)	87.62	0.435	17:51:19.190
9 -	29.569	19.623	49.192 (1)	88.40		17:52:08.382
10 -	29.856	20.039	49.895	87.15	0.703	17:52:58.277

P2 14		Chris BURRAGE		Yamaha - Seton Tuning		
IDEAL LAP TIME : 49.525		BEST LAP TIME : 49.597		DIFFERENCE : 0.072		
LAP	SECTOR 1	SECTOR 2	LAP TIME	MPH	DIFF	TIME OF DAY
1 -		19.937	55.585	78.23	5.988	17:45:30.147
2 -	30.777	19.772	50.549	86.02	0.952	17:46:20.696
3 -	30.261	19.612	49.873 (3)	87.19	0.276	17:47:10.569
4 -	29.996	19.601	49.597 (1)	87.67		17:48:00.166
5 -	30.285	19.529	49.814 (2)	87.29	0.217	17:48:49.980
6 -	30.121	19.868	49.989	86.99	0.392	17:49:39.969
7 -	30.167	19.796	49.963	87.03	0.366	17:50:29.932
8 -	30.286	19.736	50.022	86.93	0.425	17:51:19.954
9 -	30.226	19.845	50.071	86.84	0.474	17:52:10.025
10 -	30.525	20.122	50.647	85.86	1.050	17:53:00.672

P3 111		Sam SMITH		Kawasaki - GBM KAWASAKI		
IDEAL LAP TIME : 49.566		BEST LAP TIME : 49.646		DIFFERENCE : 0.080		
LAP	SECTOR 1	SECTOR 2	LAP TIME	MPH	DIFF	TIME OF DAY
1 -		20.488	58.059	74.89	8.413	17:45:32.621
2 -	30.587	19.992	50.579	85.97	0.933	17:46:23.200
3 -	30.257	20.129	50.386	86.30	0.740	17:47:13.586
4 -	30.539	19.835	50.374	86.32	0.728	17:48:03.960
5 -	30.456	19.986	50.442	86.20	0.796	17:48:54.402
6 -	29.996	20.094	50.090 (3)	86.81	0.444	17:49:44.492
7 -	29.798	19.848	49.646 (1)	87.59		17:50:34.138
8 -	30.438	19.859	50.297	86.45	0.651	17:51:24.435
9 -	30.143	20.041	50.184	86.65	0.538	17:52:14.619
10 -	30.126	19.768	49.894 (2)	87.15	0.248	17:53:04.513

P4 56		Michael MILLS		Yamaha - A51 Racing		
IDEAL LAP TIME : 50.300		BEST LAP TIME : 50.532		DIFFERENCE : 0.232		
LAP	SECTOR 1	SECTOR 2	LAP TIME	MPH	DIFF	TIME OF DAY
1 -		20.237	56.330	77.19	5.798	17:45:30.892
2 -	31.066	19.958	51.024	85.22	0.492	17:46:21.916
3 -	31.306	20.272	51.578	84.31	1.046	17:47:13.494
4 -	31.023	20.073	51.096	85.10	0.564	17:48:04.590
5 -	31.041	20.240	51.281	84.79	0.749	17:48:55.871
6 -	30.674	20.162	50.836 (3)	85.54	0.304	17:49:46.707
7 -	30.342	20.190	50.532 (1)	86.05		17:50:37.239
8 -	30.746	20.170	50.916	85.40	0.384	17:51:28.155
9 -	31.081	20.258	51.339	84.70	0.807	17:52:19.494
10 -	30.488	20.111	50.599 (2)	85.94	0.067	17:53:10.093

P5 126		Luke HOPKINS		Yamaha - Mum - Zarra Hopkins		
IDEAL LAP TIME : 50.360		BEST LAP TIME : 50.368		DIFFERENCE : 0.008		
LAP	SECTOR 1	SECTOR 2	LAP TIME	MPH	DIFF	TIME OF DAY

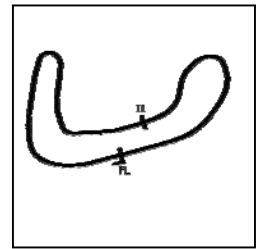
Weather / Track : Cloudy / Dry

Brands Hatch Indy
Circuit Length = 1.2079 miles
Start: 17:44 Flag 17:52 End: 17:54

BMCRC - MRO Championships 2018 - Rnd 1 @ Brands Hatch Indy

Team Respro MRO 600 inc Clubman 600

RACE 19 - SECTOR ANALYSIS



SECTOR 1 = FL to I1, SECTOR 2 = I1 to FL, DIFF = Difference To Personal Best Lap, P = Crossed Finish Line in Pit Lane, D = Time Disallowed

1 -		20.749	57.363	75.80	6.995	17:45:31.925
2 -	31.230	20.599	51.829	83.90	1.461	17:46:23.754
3 -	30.967	20.355	51.322	84.73	0.954	17:47:15.076
4 -	30.943	20.168	51.111	85.08	0.743	17:48:06.187
5 -	30.761	20.178	50.939	85.36	0.571	17:48:57.126
6 -	30.703	20.052	50.755	85.67	0.387	17:49:47.881
7 -	30.378	19.990	50.368 (1)	86.33		17:50:38.249
8 -	30.373	20.130	50.503 (2)	86.10	0.135	17:51:28.752
9 -	30.863	19.987	50.850	85.51	0.482	17:52:19.602
10 -	30.604	20.019	50.623 (3)	85.90	0.255	17:53:10.225

P6 11		Josh HARVEY		Yamaha - NR Racing			
IDEAL LAP TIME : 50.433		BEST LAP TIME : 50.716		DIFFERENCE : 0.283			
LAP	SECTOR 1	SECTOR 2	LAP TIME	MPH	DIFF	TIME OF DAY	
1 -		21.367	59.517	73.06	8.801	17:45:34.079	
2 -	31.162	20.389	51.551	84.35	0.835	17:46:25.630	
3 -	30.680	20.036	50.716 (1)	85.74		17:47:16.346	
4 -	30.968	20.049	51.017 (3)	85.23	0.301	17:48:07.363	
5 -	31.181	20.098	51.279	84.80	0.563	17:48:58.642	
6 -	30.830	20.376	51.206	84.92	0.490	17:49:49.848	
7 -	30.894	20.313	51.207	84.92	0.491	17:50:41.055	
8 -	30.926	20.300	51.226	84.89	0.510	17:51:32.281	
9 -	30.753	21.233	51.986	83.64	1.270	17:52:24.267	
10 -	30.397	20.346	50.743 (2)	85.69	0.027	17:53:15.010	

P7 184		David TWYFORD		Yamaha -			
IDEAL LAP TIME : 50.923		BEST LAP TIME : 51.059		DIFFERENCE : 0.136			
LAP	SECTOR 1	SECTOR 2	LAP TIME	MPH	DIFF	TIME OF DAY	
1 -		20.961	57.792	75.24	6.733	17:45:32.354	
2 -	31.469	20.446	51.915	83.76	0.856	17:46:24.269	
3 -	31.038	20.334	51.372	84.64	0.313	17:47:15.641	
4 -	30.983	20.337	51.320	84.73	0.261	17:48:06.961	
5 -	30.792	20.334	51.126 (3)	85.05	0.067	17:48:58.087	
6 -	30.922	20.620	51.542	84.37	0.483	17:49:49.629	
7 -	30.731	20.474	51.205	84.92	0.146	17:50:40.834	
8 -	30.729	20.334	51.063 (2)	85.16	0.004	17:51:31.897	
9 -	30.589	21.884	52.473	82.87	1.414	17:52:24.370	
10 -	30.629	20.430	51.059 (1)	85.16		17:53:15.429	

P8 46		Harry ROWLINGS		Triumph - Bernard Elliott Racing / Steve Jordan M/cycles			
IDEAL LAP TIME : 50.813		BEST LAP TIME : 51.189		DIFFERENCE : 0.376			
LAP	SECTOR 1	SECTOR 2	LAP TIME	MPH	DIFF	TIME OF DAY	
1 -		20.794	57.841	75.18	6.652	17:45:32.403	
2 -	31.596	20.454	52.050	83.54	0.861	17:46:24.453	
3 -	31.061	20.214	51.275	84.80	0.086	17:47:15.728	
4 -	31.058	20.261	51.319	84.73	0.130	17:48:07.047	
5 -	31.150	20.172	51.322	84.73	0.133	17:48:58.369	
6 -	30.901	20.291	51.192 (2)	84.94	0.003	17:49:49.561	
7 -	30.959	20.371	51.330	84.71	0.141	17:50:40.891	
8 -	30.823	20.366	51.189 (1)	84.95		17:51:32.080	
9 -	30.641	21.588	52.229	83.26	1.040	17:52:24.309	
10 -	30.891	20.324	51.215 (3)	84.90	0.026	17:53:15.524	

P9 82 C		Andrew SMITH		Kawasaki - 5 Club Racing			
IDEAL LAP TIME : 50.884		BEST LAP TIME : 51.073		DIFFERENCE : 0.189			
LAP	SECTOR 1	SECTOR 2	LAP TIME	MPH	DIFF	TIME OF DAY	
1 -		20.666	58.825	73.92	7.752	17:45:33.387	
2 -	31.285	20.234	51.519	84.40	0.446	17:46:24.906	
3 -	31.116	20.153	51.269	84.81	0.196	17:47:16.175	
4 -	30.895	20.186	51.081 (2)	85.13	0.008	17:48:07.256	

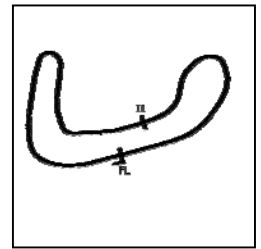
Weather / Track : Cloudy / Dry

Brands Hatch Indy
Circuit Length = 1.2079 miles
Start: 17:44 Flag 17:52 End: 17:54

BMCRC - MRO Championships 2018 - Rnd 1 @ Brands Hatch Indy

Team Respro MRO 600 inc Clubman 600

RACE 19 - SECTOR ANALYSIS



SECTOR 1 = FL to I1, SECTOR 2 = I1 to FL, DIFF = Difference To Personal Best Lap, P = Crossed Finish Line in Pit Lane, D = Time Disallowed

5 -	30.820	20.253	51.073 (1)	85.14		17:48:58.329
6 -	30.950	20.641	51.591	84.28	0.518	17:49:49.920
7 -	31.284	20.064	51.348	84.68	0.275	17:50:41.268
8 -	30.900	20.288	51.188	84.95	0.115	17:51:32.456
9 -	30.979	21.100	52.079	83.50	1.006	17:52:24.535
10 -	30.862	20.258	51.120 (3)	85.06	0.047	17:53:15.655

P10	30 C	Richard GOODE	YAMAHA - Wps ltd / Geoff hand automotive engineering			
IDEAL LAP TIME : 50.874		BEST LAP TIME : 50.932	DIFFERENCE : 0.058			

LAP	SECTOR 1	SECTOR 2	LAP TIME	MPH	DIFF	TIME OF DAY
1 -		21.026	58.554	74.26	7.622	17:45:33.116
2 -	31.723	20.728	52.451	82.90	1.519	17:46:25.567
3 -	31.426	20.252	51.678	84.14	0.746	17:47:17.245
4 -	30.708	20.447	51.155 (3)	85.00	0.223	17:48:08.400
5 -	31.029	20.406	51.435	84.54	0.503	17:48:59.835
6 -	31.216	20.445	51.661	84.17	0.729	17:49:51.496
7 -	30.900	20.598	51.498	84.44	0.566	17:50:42.994
8 -	30.974	20.377	51.351	84.68	0.419	17:51:34.345
9 -	30.747	20.394	51.141 (2)	85.03	0.209	17:52:25.486
10 -	30.766	20.166	50.932 (1)	85.38		17:53:16.418

P11	17 C	Philip BAKER	Triumph - Ashford accident repair center			
IDEAL LAP TIME : 51.531		BEST LAP TIME : 51.630	DIFFERENCE : 0.099			

LAP	SECTOR 1	SECTOR 2	LAP TIME	MPH	DIFF	TIME OF DAY
1 -		21.228	59.538	73.03	7.908	17:45:34.100
2 -	31.954	20.612	52.566	82.72	0.936	17:46:26.666
3 -	31.480	20.411	51.891	83.80	0.261	17:47:18.557
4 -	31.309	20.353	51.662 (2)	84.17	0.032	17:48:10.219
5 -	31.351	20.562	51.913	83.76	0.283	17:49:02.132
6 -	31.263	20.575	51.838 (3)	83.88	0.208	17:49:53.970
7 -	31.252	20.378	51.630 (1)	84.22		17:50:45.600
8 -	31.258	20.723	51.981	83.65	0.351	17:51:37.581
9 -	31.354	20.552	51.906	83.77	0.276	17:52:29.487
10 -	31.178	20.935	52.113	83.44	0.483	17:53:21.600

P12	40	David SHELVEY	Suzuki - ymark.com			
IDEAL LAP TIME : 51.320		BEST LAP TIME : 51.320	DIFFERENCE : 0.000			

LAP	SECTOR 1	SECTOR 2	LAP TIME	MPH	DIFF	TIME OF DAY
1 -		21.153	59.781	72.74	8.461	17:45:34.343
2 -	32.051	20.583	52.634	82.61	1.314	17:46:26.977
3 -	31.523	20.521	52.044	83.55	0.724	17:47:19.021
4 -	31.851	20.314	52.165	83.36	0.845	17:48:11.186
5 -	31.490	20.445	51.935 (3)	83.73	0.615	17:49:03.121
6 -	31.740	20.344	52.084	83.49	0.764	17:49:55.205
7 -	31.314	20.355	51.669 (2)	84.16	0.349	17:50:46.874
8 -	31.538	20.406	51.944	83.71	0.624	17:51:38.818
9 -	31.039	20.281	51.320 (1)	84.73		17:52:30.138
10 -	31.542	20.945	52.487	82.85	1.167	17:53:22.625

P13	13 C	Ben HAWES	Kawasaki -			
IDEAL LAP TIME : 52.099		BEST LAP TIME : 52.140	DIFFERENCE : 0.041			

LAP	SECTOR 1	SECTOR 2	LAP TIME	MPH	DIFF	TIME OF DAY
1 -		21.276	1:01.419	70.80	9.279	17:45:35.981
2 -	32.655	20.883	53.538	81.22	1.398	17:46:29.519
3 -	31.560	20.643	52.203 (2)	83.30	0.063	17:47:21.722
4 -	31.586	20.698	52.284 (3)	83.17	0.144	17:48:14.006
5 -	31.549	20.812	52.361	83.05	0.221	17:49:06.367
6 -	31.456	20.684	52.140 (1)	83.40		17:49:58.507
7 -	31.607	20.757	52.364	83.04	0.224	17:50:50.871
8 -	31.960	20.826	52.786	82.38	0.646	17:51:43.657

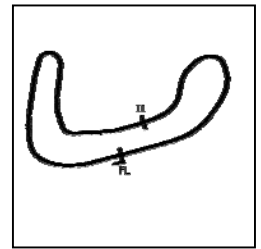
Weather / Track : Cloudy / Dry

Brands Hatch Indy
Circuit Length = 1.2079 miles
Start: 17:44 Flag 17:52 End: 17:54

BMCRC - MRO Championships 2018 - Rnd 1 @ Brands Hatch Indy

Team Respro MRO 600 inc Clubman 600

RACE 19 - SECTOR ANALYSIS



SECTOR 1 = FL to I1, SECTOR 2 = I1 to FL, DIFF = Difference To Personal Best Lap, P = Crossed Finish Line in Pit Lane, D = Time Disallowed

9 -	31.711	20.726	52.437	82.93	0.297	17:52:36.094
10 -	31.602	20.713	52.315	83.12	0.175	17:53:28.409

P14 81 C		Liam DUFFETT		Triumph -		
IDEAL LAP TIME : 51.495		BEST LAP TIME : 51.495		DIFFERENCE : 0.000		
LAP	SECTOR 1	SECTOR 2	LAP TIME	MPH	DIFF	TIME OF DAY
1 -		21.700	1:01.592	70.60	10.097	17:45:36.154
2 -	32.955	21.240	54.195	80.23	2.700	17:46:30.349
3 -	32.159	21.135	53.294	81.59	1.799	17:47:23.643
4 -	32.163	20.967	53.130	81.84	1.635	17:48:16.773
5 -	31.983	20.774	52.757	82.42	1.262	17:49:09.530
6 -	31.482	20.803	52.285	83.17	0.790	17:50:01.815
7 -	31.110	20.385	51.495 (1)	84.44		17:50:53.310
8 -	31.126	20.652	51.778 (3)	83.98	0.283	17:51:45.088
9 -	31.206	20.403	51.609 (2)	84.26	0.114	17:52:36.697
10 -	31.283	20.580	51.863	83.84	0.368	17:53:28.560

P15 5		Aaron CLARKE		Yamaha - Yamaha		
IDEAL LAP TIME : 52.093		BEST LAP TIME : 52.187		DIFFERENCE : 0.094		
LAP	SECTOR 1	SECTOR 2	LAP TIME	MPH	DIFF	TIME OF DAY
1 -		21.306	1:00.560	71.80	8.373	17:45:35.122
2 -	32.651	20.899	53.550	81.20	1.363	17:46:28.672
3 -	32.009	20.803	52.812	82.34	0.625	17:47:21.484
4 -	31.996	20.920	52.916	82.17	0.729	17:48:14.400
5 -	31.836	20.826	52.662	82.57	0.475	17:49:07.062
6 -	31.952	20.694	52.646	82.60	0.459	17:49:59.708
7 -	31.467	20.720	52.187 (1)	83.32		17:50:51.895
8 -	31.601	20.626	52.227 (2)	83.26	0.040	17:51:44.122
9 -	31.846	20.654	52.500 (3)	82.83	0.313	17:52:36.622
10 -	31.747	20.898	52.645	82.60	0.458	17:53:29.267

P16 32 C		Mark PIPER		Yamaha - please sponsor me		
IDEAL LAP TIME : 52.158		BEST LAP TIME : 52.237		DIFFERENCE : 0.079		
LAP	SECTOR 1	SECTOR 2	LAP TIME	MPH	DIFF	TIME OF DAY
1 -		21.374	1:00.685	71.65	8.448	17:45:35.247
2 -	33.223	20.940	54.163	80.28	1.926	17:46:29.410
3 -	32.490	20.782	53.272	81.63	1.035	17:47:22.682
4 -	31.763	20.632	52.395 (3)	82.99	0.158	17:48:15.077
5 -	31.896	20.713	52.609	82.65	0.372	17:49:07.686
6 -	32.030	20.653	52.683	82.54	0.446	17:50:00.369
7 -	31.580	20.717	52.297 (2)	83.15	0.060	17:50:52.666
8 -	31.526	20.711	52.237 (1)	83.24		17:51:44.903
9 -	31.881	20.643	52.524	82.79	0.287	17:52:37.427
10 -	31.804	20.707	52.511	82.81	0.274	17:53:29.938

P17 53 C		Jason SIGGS		Yamaha - J Siggs Construction		
IDEAL LAP TIME : 51.978		BEST LAP TIME : 51.990		DIFFERENCE : 0.012		
LAP	SECTOR 1	SECTOR 2	LAP TIME	MPH	DIFF	TIME OF DAY
1 -		21.699	1:01.038	71.24	9.048	17:45:35.600
2 -	33.244	21.177	54.421	79.90	2.431	17:46:30.021
3 -	32.273	21.083	53.356	81.50	1.366	17:47:23.377
4 -	32.284	20.865	53.149	81.81	1.159	17:48:16.526
5 -	31.743	20.963	52.706	82.50	0.716	17:49:09.232
6 -	31.883	21.164	53.047	81.97	1.057	17:50:02.279
7 -	31.419	20.674	52.093 (2)	83.47	0.103	17:50:54.372
8 -	31.527	20.750	52.277 (3)	83.18	0.287	17:51:46.649
9 -	31.606	20.767	52.373	83.03	0.383	17:52:39.022
10 -	31.304	20.686	51.990 (1)	83.64		17:53:31.012

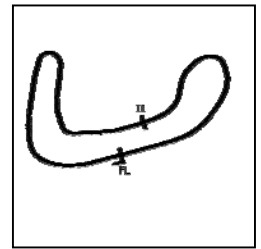
Weather / Track : Cloudy / Dry

Brands Hatch Indy
Circuit Length = 1.2079 miles
Start: 17:44 Flag 17:52 End: 17:54

BMCRC - MRO Championships 2018 - Rnd 1 @ Brands Hatch Indy

Team Respro MRO 600 inc Clubman 600

RACE 19 - SECTOR ANALYSIS



SECTOR 1 = FL to I1, SECTOR 2 = I1 to FL, DIFF = Difference To Personal Best Lap, P = Crossed Finish Line in Pit Lane, D = Time Disallowed

P18 661 C Cameron HARRIS			Yamaha - HARRIS PERFORMANCE			
IDEAL LAP TIME : 51.981		BEST LAP TIME : 51.981		DIFFERENCE : 0.000		
LAP	SECTOR 1	SECTOR 2	LAP TIME	MPH	DIFF	TIME OF DAY
1 -		21.915	1:02.607	69.45	10.626	17:45:37.169
2 -	32.470	21.311	53.781	80.85	1.800	17:46:30.950
3 -	32.207	21.299	53.506	81.27	1.525	17:47:24.456
4 -	32.151	21.012	53.163	81.79	1.182	17:48:17.619
5 -	31.826	20.770	52.596	82.67	0.615	17:49:10.215
6 -	31.485	20.758	52.243 (2)	83.23	0.262	17:50:02.458
7 -	31.417	20.564	51.981 (1)	83.65		17:50:54.439
8 -	31.671	20.700	52.371 (3)	83.03	0.390	17:51:46.810
9 -	32.233	20.750	52.983	82.07	1.002	17:52:39.793
10 -	33.656	21.205	54.861	79.26	2.880	17:53:34.654

P19 192 C Daniel MOFFA			Triumph - DM Racing			
IDEAL LAP TIME : 52.324		BEST LAP TIME : 52.465		DIFFERENCE : 0.141		
LAP	SECTOR 1	SECTOR 2	LAP TIME	MPH	DIFF	TIME OF DAY
1 -		22.559	1:03.157	68.85	10.692	17:45:37.719
2 -	33.315	21.553	54.868	79.25	2.403	17:46:32.587
3 -	32.812	21.267	54.079	80.41	1.614	17:47:26.666
4 -	32.338	20.968	53.306	81.57	0.841	17:48:19.972
5 -	31.851	20.863	52.714 (3)	82.49	0.249	17:49:12.686
6 -	31.670	20.917	52.587 (2)	82.69	0.122	17:50:05.273
7 -	32.159	20.866	53.025	82.01	0.560	17:50:58.298
8 -	31.927	21.007	52.934	82.15	0.469	17:51:51.232
9 -	32.010	20.714	52.724	82.47	0.259	17:52:43.956
10 -	31.811	20.654	52.465 (1)	82.88		17:53:36.421

P20 99 Michael SIMMONS			Yamaha - Westcountry Windings			
IDEAL LAP TIME : 52.596		BEST LAP TIME : 52.741		DIFFERENCE : 0.145		
LAP	SECTOR 1	SECTOR 2	LAP TIME	MPH	DIFF	TIME OF DAY
1 -		22.426	1:03.621	68.35	10.880	17:45:38.183
2 -	34.324	21.982	56.306	77.23	3.565	17:46:34.489
3 -	32.547	21.310	53.857	80.74	1.116	17:47:28.346
4 -	32.177	20.948	53.125	81.85	0.384	17:48:21.471
5 -	32.061	21.207	53.268	81.63	0.527	17:49:14.739
6 -	31.904	20.999	52.903	82.19	0.162	17:50:07.642
7 -	31.998	20.788	52.786 (2)	82.38	0.045	17:51:00.428
8 -	31.808	20.933	52.741 (1)	82.45		17:51:53.169
9 -	31.944	20.883	52.827 (3)	82.31	0.086	17:52:45.996
10 -	32.015	20.991	53.006	82.03	0.265	17:53:39.002

P21 156 C Michael STONE			Kawasaki -			
IDEAL LAP TIME : 53.188		BEST LAP TIME : 53.188		DIFFERENCE : 0.000		
LAP	SECTOR 1	SECTOR 2	LAP TIME	MPH	DIFF	TIME OF DAY
1 -		21.778	1:02.242	69.86	9.054	17:45:36.804
2 -	32.602	21.403	54.005	80.52	0.817	17:46:30.809
3 -	32.256	21.232	53.488 (2)	81.30	0.300	17:47:24.297
4 -	32.212	20.976	53.188 (1)	81.75		17:48:17.485
5 -	32.525	21.280	53.805 (3)	80.82	0.617	17:49:11.290
6 -	32.524	21.665	54.189	80.24	1.001	17:50:05.479
7 -	33.053	21.491	54.544	79.72	1.356	17:51:00.023
8 -	32.556	21.550	54.106	80.37	0.918	17:51:54.129
9 -	32.654	21.516	54.170	80.27	0.982	17:52:48.299
10 -	32.496	21.466	53.962	80.58	0.774	17:53:42.261

P22 130 C Lee BUTTON			Yamaha - Elite Spas/Goodwins/Sparkle Spas			
IDEAL LAP TIME : 53.155		BEST LAP TIME : 53.420		DIFFERENCE : 0.265		
LAP	SECTOR 1	SECTOR 2	LAP TIME	MPH	DIFF	TIME OF DAY

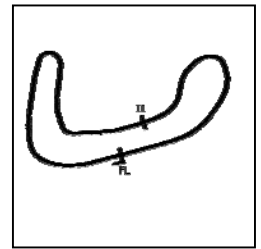
Weather / Track : Cloudy / Dry

Brands Hatch Indy
Circuit Length = 1.2079 miles
Start: 17:44 Flag 17:52 End: 17:54

BMCRC - MRO Championships 2018 - Rnd 1 @ Brands Hatch Indy

Team Respro MRO 600 inc Clubman 600

RACE 19 - SECTOR ANALYSIS



SECTOR 1 = FL to I1, SECTOR 2 = I1 to FL, DIFF = Difference To Personal Best Lap, P = Crossed Finish Line in Pit Lane, D = Time Disallowed

1 -		22.080	1:05.255	66.63	11.835	17:45:39.817
2 -	34.518	21.636	56.154	77.44	2.734	17:46:35.971
3 -	33.557	21.846	55.403	78.49	1.983	17:47:31.374
4 -	32.992	21.336	54.328	80.04	0.908	17:48:25.702
5 -	33.094	21.569	54.663	79.55	1.243	17:49:20.365
6 -	32.118	21.527	53.645 (2)	81.06	0.225	17:50:14.010
7 -	32.452	21.581	54.033	80.48	0.613	17:51:08.043
8 -	32.781	21.349	54.130	80.33	0.710	17:52:02.173
9 -	32.236	21.474	53.710 (3)	80.96	0.290	17:52:55.883
10 -	32.383	21.037	53.420 (1)	81.40		17:53:49.303

P23 143 C Daire PRENDERGAST			Kawasaki -			
IDEAL LAP TIME : 52.774		BEST LAP TIME : 53.058	DIFFERENCE : 0.284			
LAP	SECTOR 1	SECTOR 2	LAP TIME	MPH	DIFF	TIME OF DAY
1 -		22.537	1:04.721	67.18	11.663	17:45:39.283
2 -	34.062	22.048	56.110	77.50	3.052	17:46:35.393
3 -	33.279	22.038	55.317	78.61	2.259	17:47:30.710
4 -	32.912	21.656	54.568	79.69	1.510	17:48:25.278
5 -	33.156	21.789	54.945	79.14	1.887	17:49:20.223
6 -	33.395	21.325	54.720	79.47	1.662	17:50:14.943
7 -	31.902	21.156	53.058 (1)	81.95		17:51:08.001
8 -	32.566	21.432	53.998	80.53	0.940	17:52:01.999
9 -	32.687	21.138	53.825 (3)	80.79	0.767	17:52:55.824
10 -	32.685	20.872	53.557 (2)	81.19	0.499	17:53:49.381

P24 60 C Jack YOUNGE			Yamaha - Chase Timber Products			
IDEAL LAP TIME : 53.728		BEST LAP TIME : 53.742	DIFFERENCE : 0.014			
LAP	SECTOR 1	SECTOR 2	LAP TIME	MPH	DIFF	TIME OF DAY
1 -		22.631	1:03.645	68.32	9.903	17:45:38.207
2 -	34.109	22.293	56.402	77.10	2.660	17:46:34.609
3 -	33.203	21.836	55.039	79.00	1.297	17:47:29.648
4 -	32.976	21.749	54.725	79.46	0.983	17:48:24.373
5 -	32.996	21.911	54.907	79.19	1.165	17:49:19.280
6 -	32.722	21.706	54.428	79.89	0.686	17:50:13.708
7 -	32.316	21.696	54.012 (3)	80.51	0.270	17:51:07.720
8 -	32.594	21.625	54.219	80.20	0.477	17:52:01.939
9 -	32.317	21.439	53.756 (2)	80.89	0.014	17:52:55.695
10 -	32.330	21.412	53.742 (1)	80.91		17:53:49.437

P25 181 C Gary CROFT			Yamaha - Big G Racing, Little e, Acle Locksmiths, Nexx Helmets			
IDEAL LAP TIME : 53.273		BEST LAP TIME : 53.283	DIFFERENCE : 0.010			
LAP	SECTOR 1	SECTOR 2	LAP TIME	MPH	DIFF	TIME OF DAY
1 -		22.756	1:05.667	66.22	12.384	17:45:40.229
2 -	33.756	21.730	55.486	78.37	2.203	17:46:35.715
3 -	33.369	21.687	55.056	78.98	1.773	17:47:30.771
4 -	32.619	21.487	54.106	80.37	0.823	17:48:24.877
5 -	32.805	21.822	54.627	79.60	1.344	17:49:19.504
6 -	32.796	21.530	54.326	80.04	1.043	17:50:13.830
7 -	32.542	21.434	53.976 (3)	80.56	0.693	17:51:07.806
8 -	34.096	20.893	54.989	79.08	1.706	17:52:02.795
9 -	32.380	20.903	53.283 (1)	81.61		17:52:56.078
10 -	32.635	20.997	53.632 (2)	81.08	0.349	17:53:49.710

P26 80 C Stephen KIMMINGS			Yamaha - S T Engineering			
IDEAL LAP TIME : 53.114		BEST LAP TIME : 53.420	DIFFERENCE : 0.306			
LAP	SECTOR 1	SECTOR 2	LAP TIME	MPH	DIFF	TIME OF DAY
1 -		22.402	1:04.417	67.50	10.997	17:45:38.979
2 -	34.083	22.027	56.110	77.50	2.690	17:46:35.089
3 -	33.349	21.641	54.990	79.07	1.570	17:47:30.079
4 -	33.132	21.750	54.882	79.23	1.462	17:48:24.961

Weather / Track : Cloudy / Dry

Brands Hatch Indy
Circuit Length = 1.2079 miles
Start: 17:44 Flag 17:52 End: 17:54

BMCRC - MRO Championships 2018 - Rnd 1 @ Brands Hatch Indy

Team Respro MRO 600 inc Clubman 600

RACE 19 - SECTOR ANALYSIS



SECTOR 1 = FL to I1, SECTOR 2 = I1 to FL, DIFF = Difference To Personal Best Lap, P = Crossed Finish Line in Pit Lane, D = Time Disallowed

5 -	33.370	21.687	55.057	78.98	1.637	17:49:20.018
6 -	33.473	21.514	54.987	79.08	1.567	17:50:15.005
7 -	32.437	21.062	53.499 (2)	81.28	0.079	17:51:08.504
8 -	33.612	21.307	54.919	79.18	1.499	17:52:03.423
9 -	32.892	21.027	53.919 (3)	80.65	0.499	17:52:57.342
10 -	32.087	21.333	53.420 (1)	81.40		17:53:50.762

LAP	SECTOR 1	SECTOR 2	LAP TIME	MPH	DIFF	TIME OF DAY
-----	----------	----------	----------	-----	------	-------------

P27 96 C Bradley ROBINSON

Kawasaki -

IDEAL LAP TIME : 54.189

BEST LAP TIME : 54.330

DIFFERENCE : 0.141

1 -		22.630	1:05.039	66.86	10.709	17:45:39.601
2 -	33.988	22.001	55.989	77.66	1.659	17:46:35.590
3 -	33.636	21.944	55.580	78.24	1.250	17:47:31.170
4 -	32.937	21.393	54.330 (1)	80.04		17:48:25.500
5 -	33.168	21.884	55.052	78.99	0.722	17:49:20.552
6 -	33.388	21.714	55.102	78.91	0.772	17:50:15.654
7 -	32.796	21.576	54.372 (2)	79.97	0.042	17:51:10.026
8 -	32.959	21.852	54.811 (3)	79.33	0.481	17:52:04.837
9 -	33.223	22.104	55.327	78.59	0.997	17:53:00.164

LAP	SECTOR 1	SECTOR 2	LAP TIME	MPH	DIFF	TIME OF DAY
-----	----------	----------	----------	-----	------	-------------

P28 222 C Matthew EPPS

Yamaha - M.E Vehicle Repairs

IDEAL LAP TIME : 56.909

BEST LAP TIME : 57.256

DIFFERENCE : 0.347

1 -		23.483	1:06.817	65.08	9.561	17:45:41.379
2 -	35.230	22.878	58.108	74.83	0.852	17:46:39.487
3 -	34.630	22.683	57.313 (3)	75.87	0.057	17:47:36.800
4 -	34.374	22.882	57.256 (1)	75.95		17:48:34.056
5 -	34.957	22.909	57.866	75.14	0.610	17:49:31.922
6 -	34.677	23.032	57.709	75.35	0.453	17:50:29.631
7 -	35.059	22.805	57.864	75.15	0.608	17:51:27.495
8 -	34.556	23.077	57.633	75.45	0.377	17:52:25.128
9 -	34.226	23.040	57.266 (2)	75.93	0.010	17:53:22.394

LAP	SECTOR 1	SECTOR 2	LAP TIME	MPH	DIFF	TIME OF DAY
-----	----------	----------	----------	-----	------	-------------

P29 88 C Michael STANLEY

Triumph -

IDEAL LAP TIME : 56.749

BEST LAP TIME : 57.178

DIFFERENCE : 0.429

1 -		23.810	1:07.869	64.07	10.691	17:45:42.431
2 -	34.869	23.514	58.383	74.48	1.205	17:46:40.814
3 -	34.468	22.953	57.421 (3)	75.73	0.243	17:47:38.235
4 -	34.391	22.787	57.178 (1)	76.05		17:48:35.413
5 -	34.311	23.095	57.406 (2)	75.75	0.228	17:49:32.819
6 -	34.252	23.430	57.682	75.38	0.504	17:50:30.501
7 -	34.654	23.120	57.774	75.26	0.596	17:51:28.275
8 -	34.225	23.421	57.646	75.43	0.468	17:52:25.921
9 -	33.962	23.519	57.481	75.65	0.303	17:53:23.402

Weather / Track : Cloudy / Dry

Results can be found at www.tsl-timing.com

Page 7 of 7

Brands Hatch Indy
Circuit Length = 1.2079 miles
Start: 17:44 Flag 17:52 End: 17:54

Printed - 17:58 Saturday, 10 March 2018

BMCRC - MRO Championships 2018 - Rnd 1 @ Brands Hatch Indy

Team Respro MRO 600 inc Clubman 600

RACE 19 - BEST SECTORS

SECTOR 1			SECTOR 2			IDEAL / BEST COMPARISON						
POS	NO	NAME	TIME	NO	NAME	TIME	POS	NO	NAME	IDEAL	BEST	DIFF
									PERFECT LAP	49.098		
1	52	PHILP	29.569	14	BURRAGE	19.529	1	52	PHILP	49.192	49.192	0.000
2	111	SMITH	29.798	52	PHILP	19.623	2	14	BURRAGE	49.525	49.597	0.072
3	14	BURRAGE	29.996	111	SMITH	19.768	3	111	SMITH	49.566	49.646	0.080
4	56	MILLS	30.342	56	MILLS	19.958	4	56	MILLS	50.300	50.532	0.232
5	126	HOPKINS	30.373	126	HOPKINS	19.987	5	126	HOPKINS	50.360	50.368	0.008
6	11	HARVEY	30.397	11	HARVEY	20.036	6	11	HARVEY	50.433	50.716	0.283
7	184	TWYFORD	30.589	82	SMITH	20.064	7	46	ROWLINGS	50.813	51.189	0.376
8	46	ROWLINGS	30.641	30	GOODE	20.166	8	30	GOODE	50.874	50.932	0.058
9	30	GOODE	30.708	46	ROWLINGS	20.172	9	82	SMITH	50.884	51.073	0.189
10	82	SMITH	30.820	40	SHELVEY	20.281	10	184	TWYFORD	50.923	51.059	0.136
11	40	SHELVEY	31.039	184	TWYFORD	20.334	11	40	SHELVEY	51.320	51.320	0.000
12	81	DUFFETT	31.110	17	BAKER	20.353	12	81	DUFFETT	51.495	51.495	0.000
13	17	BAKER	31.178	81	DUFFETT	20.385	13	17	BAKER	51.531	51.630	0.099
14	53	SIGGS	31.304	661	HARRIS	20.564	14	53	SIGGS	51.978	51.990	0.012
15	661	HARRIS	31.417	5	CLARKE	20.626	15	661	HARRIS	51.981	51.981	0.000
16	13	HAWES	31.456	32	PIPER	20.632	16	5	CLARKE	52.093	52.187	0.094
17	5	CLARKE	31.467	13	HAWES	20.643	17	13	HAWES	52.099	52.140	0.041
18	32	PIPER	31.526	192	MOFFA	20.654	18	32	PIPER	52.158	52.237	0.079
19	192	MOFFA	31.670	53	SIGGS	20.674	19	192	MOFFA	52.324	52.465	0.141
20	99	SIMMONS	31.808	99	SIMMONS	20.788	20	99	SIMMONS	52.596	52.741	0.145
21	143	PRENDERGAST	31.902	143	PRENDERGAST	20.872	21	143	PRENDERGAST	52.774	53.058	0.284
22	80	KIMMINGS	32.087	181	CROFT	20.893	22	80	KIMMINGS	53.114	53.420	0.306
23	130	BUTTON	32.118	156	STONE	20.976	23	130	BUTTON	53.155	53.420	0.265
24	156	STONE	32.212	80	KIMMINGS	21.027	24	156	STONE	53.188	53.188	0.000
25	60	YOUNGE	32.316	130	BUTTON	21.037	25	181	CROFT	53.273	53.283	0.010
26	181	CROFT	32.380	96	ROBINSON	21.393	26	60	YOUNGE	53.728	53.742	0.014
27	96	ROBINSON	32.796	60	YOUNGE	21.412	27	96	ROBINSON	54.189	54.330	0.141
28	88	STANLEY	33.962	222	EPPS	22.683	28	88	STANLEY	56.749	57.178	0.429
29	222	EPPS	34.226	88	STANLEY	22.787	29	222	EPPS	56.909	57.256	0.347

Weather / Track : Cloudy / Dry

Results can be found at www.tsl-timing.com

Brands Hatch Indy
 Circuit Length = 1.2079 miles
 Start: 17:44 Flag 17:52 End: 17:54

Printed - 17:58 Saturday, 10 March 2018

BMCRC - MRO Championships 2018 - Rnd 1 @ Brands Hatch Indy

Team Respro MRO 600 inc Clubman 600

RACE 10 - GRID (12 Laps)

ROW 11	33		32		31	51 Andrew DURANT
ROW 10	30	171 Wesley PEARCE	29	222 Matthew EPPS 57.256	28	88 Michael STANLEY 57.178
ROW 9	27	96 Bradley ROBINSON 54.330	26	60 Jack YOUNGE 53.742	25	80 Stephen KIMMINGS 53.420
ROW 8	24	130 Lee BUTTON 53.420	23	181 Gary CROFT 53.283	22	156 Michael STONE 53.188
ROW 7	21	143 Daire PRENDERGAST 53.058	20	99 Michael SIMMONS 52.741	19	192 Daniel MOFFA 52.465
ROW 6	18	32 Mark PIPER 52.237	17	5 Aaron CLARKE 52.187	16	13 Ben HAWES 52.140
ROW 5	15	53 Jason SIGGS 51.990	14	661 Cameron HARRIS 51.981	13	17 Philip BAKER 51.630
ROW 4	12	81 Liam DUFFETT 51.495	11	40 David SHELVEY 51.320	10	46 Harry ROWLINGS 51.189
ROW 3	9	82 Andrew SMITH 51.073	8	184 David TWYFORD 51.059	7	30 Richard GOODE 50.932
ROW 2	6	11 Josh HARVEY 50.716	5	56 Michael MILLS 50.532	4	126 Luke HOPKINS 50.368
ROW 1	3	111 Sam SMITH 49.646	2	14 Chris BURRAGE 49.597	1	52 Tommy PHILP 49.192
Pole						

Brands Hatch Indy
Circuit Length = 1.2079 miles

These results are provisional until the conclusion of any judicial and technical matters.

Clerk Of Course :	Timekeeper :
-------------------	--------------

Results can be found at www.tsl-timing.com

Printed - 17:59 Saturday, 10 March 2018



BMCRC - MRO Championships 2018 - Rnd 1 @ Brands Hatch Indy

Team Respro MRO 600 inc Clubman 600

RACE 10 - CLASSIFICATION

POS	NO	CL	PIC NAME	ENTRY	LAPS	TIME	GAP	DIFF	MPH	BEST	ON
1	52		Tommy PHILP	Yamaha - Draper vent	12	10:40.641			81.45	51.783	10
2	111		Sam SMITH	Kawasaki - GBM KAWASAKI	12	10:41.016	0.375	0.375	81.40	51.680	7
3	40		David SHELVEY	Suzuki - ymark.com	12	10:58.796	18.155	17.780	79.20	52.887	8
4	82	C	Andrew SMITH	Kawasaki - 5 Club Racing	12	11:01.272	20.631	2.476	78.91	52.717	12
5	17	C	Philip BAKER	Triumph - Ashford accident repair center	12	11:01.588	20.947	0.316	78.87	52.821	11
6	5		Aaron CLARKE	Yamaha - Yamaha	12	11:07.137	26.496	5.549	78.21	53.142	11
7	13	C	Ben HAWES	Kawasaki -	12	11:07.346	26.705	0.209	78.19	52.792	11
8	46		Harry ROWLINGS	Triumph - Bernard Elliott Racing / Steve Jordan M/c	12	11:07.435	26.794	0.089	78.18	53.127	8
9	11		Josh HARVEY	Yamaha - NR Racing	12	11:08.077	27.436	0.642	78.10	53.315	11
10	30	C	Richard GOODE	YAMAHA - Wps ltd / Geoff hand automotive engineer	12	11:09.758	29.117	1.681	77.91	53.241	12
11	14		Chris BURRAGE	Yamaha - Seton Tuning	12	11:16.632	35.991	6.874	77.12	54.655	6
12	56		Michael MILLS	Yamaha - A51 Racing	12	11:19.402	38.761	2.770	76.80	54.263	9
13	99*		Michael SIMMONS	Yamaha - Westcountry Windings	12	11:22.544	41.903	3.142	76.45	54.141	9
14	143	C	Daire PRENDERGAST	Kawasaki -	12	11:22.799	42.158	0.255	76.42	54.376	8
15	661	C	Cameron HARRIS	Yamaha - HARRIS PERFORMANCE	12	11:25.605	44.964	2.806	76.11	55.455	8
16	60	C	Jack YOUNGE	Yamaha - Chase Timber Products	11	10:40.776	1 Lap	1 Lap	74.65	55.487	11
17	130	C	Lee BUTTON	Yamaha - Elite Spas/Goodwins/Sparkle Spas	11	10:41.190	1 Lap	0.414	74.60	55.122	11
18	32	C	Mark PIPER	Yamaha - please sponsor me	11	10:43.998	1 Lap	2.808	74.27	55.148	11
19	156	C	Michael STONE	Kawasaki -	11	10:45.148	1 Lap	1.150	74.14	55.783	11
20	51		Andrew DURANT	Honda -	11	10:53.619	1 Lap	8.471	73.18	55.958	11
21	192	C	Daniel MOFFA	Triumph - DM Racing	11	10:56.780	1 Lap	3.161	72.83	56.225	11
22	181	C	Gary CROFT	Yamaha - Big G Racing, Little e, Acle Locksmiths, Nr	11	10:59.103	1 Lap	2.323	72.57	56.034	11
23	88	C	Michael STANLEY	Triumph -	11	11:02.672	1 Lap	3.569	72.18	57.826	11
24	96	C	Bradley ROBINSON	Kawasaki -	11	11:25.288	1 Lap	22.616	69.80	59.903	3
NOT CLASSIFIED											
DNF	222	C	Matthew EPPS	Yamaha - M.E Vehicle Repairs	8	8:05.098	4 Laps	3 Laps	71.71	58.702	6
DNF	184		David TWYFORD	Yamaha -	6	5:42.942	6 Laps	2 Laps	76.08	55.159	4
DNF	53	C	Jason SIGGS	Yamaha - J Siggs Construction	3	2:57.317	9 Laps	3 Laps	73.57	56.016	3
DNF	126		Luke HOPKINS	Yamaha - Mum - Zarra Hopkins	0						
DNF	81	C	Liam DUFFETT	Triumph -	0						

FASTEST LAP

111			Sam SMITH	Kawasaki - GBM KAWASAKI	7	51.680	84.14 mph	135.41 kph
82	C		Andrew SMITH	Kawasaki - 5 Club Racing	12	52.717	82.48 mph	132.75 kph

* No. 99 - Please fit a working transponder
 Class - 92.5% of Race Speed = 75.34 mph
 Class C - 92.5% of Race Speed = 72.99 mph

Brands Hatch Indy
 Circuit Length = 1.2079 miles
 Start: 14:19 Flag 14:29 End: 14:30

Weather / Track : Cloudy / Dry

These results are provisional until the conclusion of any judicial and technical matters.

Clerk Of Course :	Timekeeper :
-------------------	--------------

Results can be found at www.tsl-timing.com

Printed - 14:30 Sunday, 11 March 2018



BMCRC - MRO Championships 2018 - Rnd 1 @ Brands Hatch Indy

Team Respro MRO 600 inc Clubman 600

RACE 10 - LAP CHART

17	20.947	52.945
88	1 Lap	57.826
5	26.496	53.359
13	26.705	53.138
46	26.794	53.371
11	27.436	54.375
30	29.117	53.241
14	35.991	57.437
56	38.761	55.585
99	41.903	55.691
143	42.158	55.575
96	1 Lap	1:02.350
661	44.964	55.530

Weather / Track : Cloudy / Dry

Results can be found at www.tsl-timing.com

Page 2 of 2

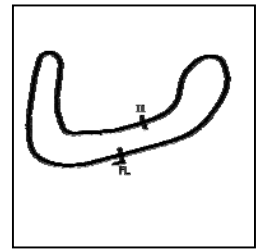
Brands Hatch Indy
Circuit Length = 1.2079 miles
Start: 14:19 Flag 14:29 End: 14:30

Printed - 14:31 Sunday, 11 March 2018

BMCRC - MRO Championships 2018 - Rnd 1 @ Brands Hatch Indy

Team Respro MRO 600 inc Clubman 600

RACE 10 - SECTOR ANALYSIS



SECTOR 1 = FL to I1, SECTOR 2 = I1 to FL, DIFF = Difference To Personal Best Lap, P = Crossed Finish Line in Pit Lane, D = Time Disallowed

P1 52		Tommy PHILP		Yamaha - Draper vent		
IDEAL LAP TIME : 51.496		BEST LAP TIME : 51.783		DIFFERENCE : 0.287		
LAP	SECTOR 1	SECTOR 2	LAP TIME	MPH	DIFF	TIME OF DAY
1 -		22.319	59.797	72.72	8.014	14:20:06.533
2 -	33.180	21.611	54.791	79.36	3.008	14:21:01.324
3 -	32.313	21.295	53.608	81.11	1.825	14:21:54.932
4 -	32.201	21.236	53.437	81.37	1.654	14:22:48.369
5 -	32.111	20.966	53.077	81.93	1.294	14:23:41.446
6 -	31.850	21.285	53.135	81.84	1.352	14:24:34.581
7 -	31.026	20.936	51.962 (3)	83.68	0.179	14:25:26.543
8 -	31.420	20.942	52.362	83.04	0.579	14:26:18.905
9 -	31.174	21.660	52.834	82.30	1.051	14:27:11.739
10 -	30.920	20.863	51.783 (1)	83.97		14:28:03.522
11 -	30.903	20.913	51.816 (2)	83.92	0.033	14:28:55.338
12 -	30.633	21.406	52.039	83.56	0.256	14:29:47.377

P2 111		Sam SMITH		Kawasaki - GBM KAWASAKI		
IDEAL LAP TIME : 51.487		BEST LAP TIME : 51.680		DIFFERENCE : 0.193		
LAP	SECTOR 1	SECTOR 2	LAP TIME	MPH	DIFF	TIME OF DAY
1 -		22.924	1:00.583	71.77	8.903	14:20:07.319
2 -	33.588	22.836	56.424	77.07	4.744	14:21:03.743
3 -	32.035	21.789	53.824	80.79	2.144	14:21:57.567
4 -	31.590	21.624	53.214	81.71	1.534	14:22:50.781
5 -	31.263	21.013	52.276	83.18	0.596	14:23:43.057
6 -	31.002	21.172	52.174	83.34	0.494	14:24:35.231
7 -	30.702	20.978	51.680 (1)	84.14		14:25:26.911
8 -	31.281	21.086	52.367	83.04	0.687	14:26:19.278
9 -	31.132	21.601	52.733	82.46	1.053	14:27:12.011
10 -	31.211	20.785	51.996	83.63	0.316	14:28:04.007
11 -	30.966	20.893	51.859 (2)	83.85	0.179	14:28:55.866
12 -	30.765	21.121	51.886 (3)	83.81	0.206	14:29:47.752

P3 40		David SHELVEY		Suzuki - ymark.com		
IDEAL LAP TIME : 52.811		BEST LAP TIME : 52.887		DIFFERENCE : 0.076		
LAP	SECTOR 1	SECTOR 2	LAP TIME	MPH	DIFF	TIME OF DAY
1 -		23.150	1:03.627	68.34	10.740	14:20:10.363
2 -	33.964	22.815	56.779	76.58	3.892	14:21:07.142
3 -	32.788	22.324	55.112	78.90	2.225	14:22:02.254
4 -	31.695	21.852	53.547	81.21	0.660	14:22:55.801
5 -	32.705	22.107	54.812	79.33	1.925	14:23:50.613
6 -	31.866	21.116	52.982 (2)	82.07	0.095	14:24:43.595
7 -	31.733	21.300	53.033 (3)	81.99	0.146	14:25:36.628
8 -	31.729	21.158	52.887 (1)	82.22		14:26:29.515
9 -	31.913	21.878	53.791	80.84	0.904	14:27:23.306
10 -	32.592	21.159	53.751	80.90	0.864	14:28:17.057
11 -	32.233	21.656	53.889	80.69	1.002	14:29:10.946
12 -	32.334	22.252	54.586	79.66	1.699	14:30:05.532

P4 82 C		Andrew SMITH		Kawasaki - 5 Club Racing		
IDEAL LAP TIME : 52.413		BEST LAP TIME : 52.717		DIFFERENCE : 0.304		
LAP	SECTOR 1	SECTOR 2	LAP TIME	MPH	DIFF	TIME OF DAY
1 -		23.045	1:02.900	69.13	10.183	14:20:09.636
2 -	33.936	23.037	56.973	76.32	4.256	14:21:06.609
3 -	32.852	22.191	55.043	79.00	2.326	14:22:01.652
4 -	32.123	22.228	54.351	80.00	1.634	14:22:56.003
5 -	33.188	22.497	55.685	78.09	2.968	14:23:51.688
6 -	32.334	22.262	54.596	79.65	1.879	14:24:46.284
7 -	32.091	21.926	54.017	80.50	1.300	14:25:40.301
8 -	32.660	22.478	55.138	78.86	2.421	14:26:35.439
9 -	31.839	21.310	53.149 (3)	81.81	0.432	14:27:28.588

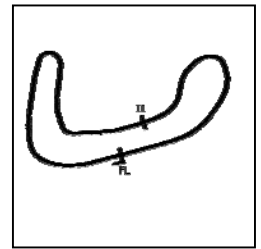
Weather / Track : Cloudy / Dry

Brands Hatch Indy
Circuit Length = 1.2079 miles
Start: 14:19 Flag 14:29 End: 14:30

BMCRC - MRO Championships 2018 - Rnd 1 @ Brands Hatch Indy

Team Respro MRO 600 inc Clubman 600

RACE 10 - SECTOR ANALYSIS



SECTOR 1 = FL to I1, SECTOR 2 = I1 to FL, DIFF = Difference To Personal Best Lap, P = Crossed Finish Line in Pit Lane, D = Time Disallowed

10 -	32.429	21.339	53.768	80.87	1.051	14:28:22.356
11 -	31.555	21.380	52.935 (2)	82.14	0.218	14:29:15.291
12 -	31.103	21.614	52.717 (1)	82.48		14:30:08.008

P5 17 C Philip BAKER		Triumph - Ashford accident repair center				
IDEAL LAP TIME : 52.404		BEST LAP TIME : 52.821		DIFFERENCE : 0.417		
LAP	SECTOR 1	SECTOR 2	LAP TIME	MPH	DIFF	TIME OF DAY
1 -		23.396	1:03.512	68.46	10.691	14:20:10.248
2 -	33.744	23.221	56.965	76.33	4.144	14:21:07.213
3 -	33.678	22.481	56.159	77.43	3.338	14:22:03.372
4 -	32.299	22.565	54.864	79.26	2.043	14:22:58.236
5 -	33.103	22.546	55.649	78.14	2.828	14:23:53.885
6 -	33.000	22.421	55.421	78.46	2.600	14:24:49.306
7 -	31.447	21.417	52.864 (2)	82.26	0.043	14:25:42.170
8 -	31.537	21.781	53.318	81.55	0.497	14:26:35.488
9 -	31.826	21.338	53.164	81.79	0.343	14:27:28.652
10 -	32.675	21.231	53.906	80.67	1.085	14:28:22.558
11 -	31.574	21.247	52.821 (1)	82.32		14:29:15.379
12 -	31.173	21.772	52.945 (3)	82.13	0.124	14:30:08.324

P6 5 Aaron CLARKE		Yamaha - Yamaha				
IDEAL LAP TIME : 52.978		BEST LAP TIME : 53.142		DIFFERENCE : 0.164		
LAP	SECTOR 1	SECTOR 2	LAP TIME	MPH	DIFF	TIME OF DAY
1 -		24.156	1:05.046	66.85	11.904	14:20:11.782
2 -	34.665	23.394	58.059	74.89	4.917	14:21:09.841
3 -	32.902	22.340	55.242	78.71	2.100	14:22:05.083
4 -	32.360	22.119	54.479	79.82	1.337	14:22:59.562
5 -	31.954	22.578	54.532	79.74	1.390	14:23:54.094
6 -	32.976	22.670	55.646	78.14	2.504	14:24:49.740
7 -	32.194	21.782	53.976	80.56	0.834	14:25:43.716
8 -	31.490	21.748	53.238 (2)	81.68	0.096	14:26:36.954
9 -	33.083	21.607	54.690	79.51	1.548	14:27:31.644
10 -	33.266	22.462	55.728	78.03	2.586	14:28:27.372
11 -	31.371	21.771	53.142 (1)	81.82		14:29:20.514
12 -	31.660	21.699	53.359 (3)	81.49	0.217	14:30:13.873

P7 13 C Ben HAWES		Kawasaki -				
IDEAL LAP TIME : 52.688		BEST LAP TIME : 52.792		DIFFERENCE : 0.104		
LAP	SECTOR 1	SECTOR 2	LAP TIME	MPH	DIFF	TIME OF DAY
1 -		23.368	1:03.391	68.59	10.599	14:20:10.127
2 -	33.710	23.235	56.945	76.36	4.153	14:21:07.072
3 -	33.333	22.639	55.972	77.69	3.180	14:22:03.044
4 -	32.068	23.066	55.134	78.87	2.342	14:22:58.178
5 -	32.895	22.722	55.617	78.18	2.825	14:23:53.795
6 -	33.402	22.794	56.196	77.38	3.404	14:24:49.991
7 -	32.780	22.857	55.637	78.16	2.845	14:25:45.628
8 -	31.564	22.212	53.776	80.86	0.984	14:26:39.404
9 -	31.652	21.651	53.303 (3)	81.58	0.511	14:27:32.707
10 -	32.645	22.800	55.445	78.43	2.653	14:28:28.152
11 -	31.620	21.172	52.792 (1)	82.37		14:29:20.944
12 -	31.516	21.622	53.138 (2)	81.83	0.346	14:30:14.082

P8 46 Harry ROWLINGS		Triumph - Bernard Elliott Racing / Steve Jordan M/cycles				
IDEAL LAP TIME : 53.127		BEST LAP TIME : 53.127		DIFFERENCE : 0.000		
LAP	SECTOR 1	SECTOR 2	LAP TIME	MPH	DIFF	TIME OF DAY
1 -		23.627	1:02.709	69.34	9.582	14:20:09.445
2 -	34.078	23.224	57.302	75.88	4.175	14:21:06.747
3 -	33.430	22.624	56.054	77.57	2.927	14:22:02.801
4 -	32.456	22.738	55.194	78.78	2.067	14:22:57.995
5 -	32.548	23.020	55.568	78.25	2.441	14:23:53.563

Weather / Track : Cloudy / Dry

Brands Hatch Indy
Circuit Length = 1.2079 miles
Start: 14:19 Flag 14:29 End: 14:30

BMCRC - MRO Championships 2018 - Rnd 1 @ Brands Hatch Indy

Team Respro MRO 600 inc Clubman 600

RACE 10 - SECTOR ANALYSIS



SECTOR 1 = FL to I1, SECTOR 2 = I1 to FL, DIFF = Difference To Personal Best Lap, P = Crossed Finish Line in Pit Lane, D = Time Disallowed

6 -	33.030	22.989	56.019	77.62	2.892	14:24:49.582
7 -	31.851	21.945	53.796	80.83	0.669	14:25:43.378
8 -	31.623	21.504	53.127 (1)	81.85		14:26:36.505
9 -	32.097	22.949	55.046	78.99	1.919	14:27:31.551
10 -	33.301	22.496	55.797	77.93	2.670	14:28:27.348
11 -	31.728	21.724	53.452 (3)	81.35	0.325	14:29:20.800
12 -	31.843	21.528	53.371 (2)	81.47	0.244	14:30:14.171

P9 11		Josh HARVEY		Yamaha - NR Racing			
IDEAL LAP TIME : 53.315		BEST LAP TIME : 53.315		DIFFERENCE : 0.000			
LAP	SECTOR 1	SECTOR 2	LAP TIME	MPH	DIFF	TIME OF DAY	
1 -		23.362	1:01.755	70.41	8.440	14:20:08.491	
2 -	33.646	23.165	56.811	76.54	3.496	14:21:05.302	
3 -	32.725	22.563	55.288	78.65	1.973	14:22:00.590	
4 -	32.391	22.514	54.905	79.20	1.590	14:22:55.495	
5 -	32.660	23.279	55.939	77.73	2.624	14:23:51.434	
6 -	32.133	22.474	54.607 (3)	79.63	1.292	14:24:46.041	
7 -	31.997	22.847	54.844	79.29	1.529	14:25:40.885	
8 -	33.404	22.132	55.536	78.30	2.221	14:26:36.421	
9 -	32.000	22.964	54.964	79.11	1.649	14:27:31.385	
10 -	33.291	22.447	55.738	78.01	2.423	14:28:27.123	
11 -	31.511	21.804	53.315 (1)	81.56		14:29:20.438	
12 -	32.455	21.920	54.375 (2)	79.97	1.060	14:30:14.813	

P10 30 C		Richard GOODE		YAMAHA - Wps ltd / Geoff hand automotive engineering			
IDEAL LAP TIME : 53.241		BEST LAP TIME : 53.241		DIFFERENCE : 0.000			
LAP	SECTOR 1	SECTOR 2	LAP TIME	MPH	DIFF	TIME OF DAY	
1 -		23.396	1:02.035	70.09	8.794	14:20:08.771	
2 -	33.609	23.266	56.875	76.45	3.634	14:21:05.646	
3 -	32.710	22.700	55.410	78.48	2.169	14:22:01.056	
4 -	32.429	22.433	54.862	79.26	1.621	14:22:55.918	
5 -	33.004	22.680	55.684	78.09	2.443	14:23:51.602	
6 -	32.244	22.385	54.629	79.60	1.388	14:24:46.231	
7 -	32.356	22.215	54.571 (2)	79.68	1.330	14:25:40.802	
8 -	32.133	22.455	54.588 (3)	79.66	1.347	14:26:35.390	
9 -	33.029	23.151	56.180	77.40	2.939	14:27:31.570	
10 -	33.592	23.051	56.643	76.77	3.402	14:28:28.213	
11 -	33.314	21.726	55.040	79.00	1.799	14:29:23.253	
12 -	31.614	21.627	53.241 (1)	81.67		14:30:16.494	

P11 14		Chris BURRAGE		Yamaha - Seton Tuning			
IDEAL LAP TIME : 54.349		BEST LAP TIME : 54.655		DIFFERENCE : 0.306			
LAP	SECTOR 1	SECTOR 2	LAP TIME	MPH	DIFF	TIME OF DAY	
1 -		21.812	59.970	72.51	5.315	14:20:06.706	
2 -	33.996	21.701	55.697	78.07	1.042	14:21:02.403	
3 -	34.178	21.841	56.019	77.62	1.364	14:21:58.422	
4 -	33.612	22.072	55.684	78.09	1.029	14:22:54.106	
5 -	33.746	22.118	55.864	77.84	1.209	14:23:49.970	
6 -	33.159	21.496	54.655 (1)	79.56		14:24:44.625	
7 -	32.853	22.002	54.855 (2)	79.27	0.200	14:25:39.480	
8 -	33.225	21.841	55.066 (3)	78.97	0.411	14:26:34.546	
9 -	33.808	22.158	55.966	77.70	1.311	14:27:30.512	
10 -	34.107	22.931	57.038	76.24	2.383	14:28:27.550	
11 -	35.503	22.878	58.381	74.48	3.726	14:29:25.931	
12 -	34.767	22.670	57.437	75.71	2.782	14:30:23.368	

P12 56		Michael MILLS		Yamaha - A51 Racing			
IDEAL LAP TIME : 54.263		BEST LAP TIME : 54.263		DIFFERENCE : 0.000			
LAP	SECTOR 1	SECTOR 2	LAP TIME	MPH	DIFF	TIME OF DAY	
1 -		23.997	1:03.470	68.51	9.207	14:20:10.206	

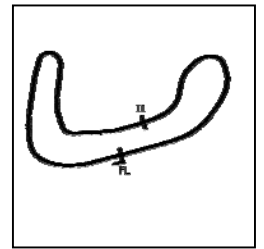
Weather / Track : Cloudy / Dry

Brands Hatch Indy
Circuit Length = 1.2079 miles
Start: 14:19 Flag 14:29 End: 14:30

BMCRC - MRO Championships 2018 - Rnd 1 @ Brands Hatch Indy

Team Respro MRO 600 inc Clubman 600

RACE 10 - SECTOR ANALYSIS



SECTOR 1 = FL to I1, SECTOR 2 = I1 to FL, DIFF = Difference To Personal Best Lap, P = Crossed Finish Line in Pit Lane, D = Time Disallowed

2 -	34.232	23.026	57.258	75.94	2.995	14:21:07.464
3 -	33.660	22.549	56.209	77.36	1.946	14:22:03.673
4 -	37.746	22.852	1:00.598	71.76	6.335	14:23:04.271
5 -	33.748	22.851	56.599	76.83	2.336	14:24:00.870
6 -	33.415	22.547	55.962	77.70	1.699	14:24:56.832
7 -	32.587	22.194	54.781 (3)	79.38	0.518	14:25:51.613
8 -	32.602	22.258	54.860	79.26	0.597	14:26:46.473
9 -	32.328	21.935	54.263 (1)	80.13		14:27:40.736
10 -	32.803	21.947	54.750 (2)	79.42	0.487	14:28:35.486
11 -	32.924	22.143	55.067	78.96	0.804	14:29:30.553
12 -	33.331	22.254	55.585	78.23	1.322	14:30:26.138

P13 99	Michael SIMMONS	Yamaha - Westcountry Windings
IDEAL LAP TIME :	BEST LAP TIME : 54.141	DIFFERENCE :

LAP	SECTOR 1	SECTOR 2	LAP TIME	MPH	DIFF	TIME OF DAY
1 -			1:07.118	64.78	12.977	14:20:13.854
2 -			58.443	74.40	4.302	14:21:12.297
3 -			56.865	76.47	2.724	14:22:09.162
4 -			56.694	76.70	2.553	14:23:05.856
5 -			56.028	77.61	1.887	14:24:01.884
6 -			56.028	77.61	1.887	14:24:57.912
7 -			55.951	77.72	1.810	14:25:53.863
8 -			54.882 (2)	79.23	0.741	14:26:48.745
9 -			54.141 (1)	80.31		14:27:42.886
10 -			54.914 (3)	79.18	0.773	14:28:37.800
11 -			55.789	77.94	1.648	14:29:33.589
12 -			55.691	78.08	1.550	14:30:29.280

P14 143 C	Daire PRENDERGAST	Kawasaki -
IDEAL LAP TIME : 54.376	BEST LAP TIME : 54.376	DIFFERENCE : 0.000

LAP	SECTOR 1	SECTOR 2	LAP TIME	MPH	DIFF	TIME OF DAY
1 -		23.558	1:05.824	66.06	11.448	14:20:12.560
2 -	35.045	23.800	58.845	73.89	4.469	14:21:11.405
3 -	34.068	22.863	56.931	76.38	2.555	14:22:08.336
4 -	34.149	22.682	56.831	76.51	2.455	14:23:05.167
5 -	33.392	22.726	56.118	77.49	1.742	14:24:01.285
6 -	33.716	22.488	56.204	77.37	1.828	14:24:57.489
7 -	33.506	22.491	55.997	77.65	1.621	14:25:53.486
8 -	32.141	22.235	54.376 (1)	79.97		14:26:47.862
9 -	32.462	23.394	55.856	77.85	1.480	14:27:43.718
10 -	32.527	22.367	54.894 (2)	79.21	0.518	14:28:38.612
11 -	32.939	22.409	55.348 (3)	78.56	0.972	14:29:33.960
12 -	33.041	22.534	55.575	78.24	1.199	14:30:29.535

P15 661 C	Cameron HARRIS	Yamaha - HARRIS PERFORMANCE
IDEAL LAP TIME : 55.300	BEST LAP TIME : 55.455	DIFFERENCE : 0.155

LAP	SECTOR 1	SECTOR 2	LAP TIME	MPH	DIFF	TIME OF DAY
1 -		24.065	1:04.700	67.21	9.245	14:20:11.436
2 -	34.835	23.547	58.382	74.48	2.927	14:21:09.818
3 -	33.924	22.602	56.526	76.93	1.071	14:22:06.344
4 -	34.601	23.104	57.705	75.35	2.250	14:23:04.049
5 -	33.917	22.814	56.731	76.65	1.276	14:24:00.780
6 -	33.943	22.634	56.577	76.86	1.122	14:24:57.357
7 -	33.521	22.343	55.864	77.84	0.409	14:25:53.221
8 -	33.137	22.318	55.455 (1)	78.41		14:26:48.676
9 -	33.380	22.576	55.956	77.71	0.501	14:27:44.632
10 -	33.536	22.183	55.719 (3)	78.04	0.264	14:28:40.351
11 -	34.038	22.422	56.460	77.02	1.005	14:29:36.811
12 -	33.117	22.413	55.530 (2)	78.31	0.075	14:30:32.341

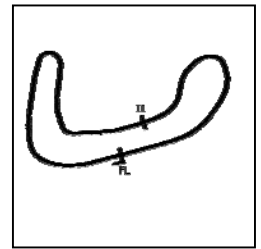
Weather / Track : Cloudy / Dry

Brands Hatch Indy
Circuit Length = 1.2079 miles
Start: 14:19 Flag 14:29 End: 14:30

BMCRC - MRO Championships 2018 - Rnd 1 @ Brands Hatch Indy

Team Respro MRO 600 inc Clubman 600

RACE 10 - SECTOR ANALYSIS



SECTOR 1 = FL to I1, SECTOR 2 = I1 to FL, DIFF = Difference To Personal Best Lap, P = Crossed Finish Line in Pit Lane, D = Time Disallowed

P16 60 C		Jack YOUNGE		Yamaha - Chase Timber Products		
IDEAL LAP TIME : 55.479		BEST LAP TIME : 55.487		DIFFERENCE : 0.008		
LAP	SECTOR 1	SECTOR 2	LAP TIME	MPH	DIFF	TIME OF DAY
1 -		24.706	1:08.054	63.89	12.567	14:20:14.790
2 -	34.836	24.256	59.092	73.59	3.605	14:21:13.882
3 -	35.119	23.889	59.008	73.69	3.521	14:22:12.890
4 -	34.865	23.966	58.831	73.91	3.344	14:23:11.721
5 -	34.523	23.570	58.093	74.85	2.606	14:24:09.814
6 -	34.054	23.303	57.357	75.81	1.870	14:25:07.171
7 -	33.706	23.298	57.004	76.28	1.517	14:26:04.175
8 -	33.255	22.814	56.069	77.55	0.582	14:27:00.244
9 -	33.154	22.801	55.955 (3)	77.71	0.468	14:27:56.199
10 -	33.217	22.609	55.826 (2)	77.89	0.339	14:28:52.025
11 -	32.870	22.617	55.487 (1)	78.37		14:29:47.512

P17 130 C		Lee BUTTON		Yamaha - Elite Spas/Goodwins/Sparkle Spas		
IDEAL LAP TIME : 55.122		BEST LAP TIME : 55.122		DIFFERENCE : 0.000		
LAP	SECTOR 1	SECTOR 2	LAP TIME	MPH	DIFF	TIME OF DAY
1 -		25.402	1:09.264	62.78	14.142	14:20:16.000
2 -	34.532	24.470	59.002	73.70	3.880	14:21:15.002
3 -	34.160	23.808	57.968	75.01	2.846	14:22:12.970
4 -	35.019	23.931	58.950	73.76	3.828	14:23:11.920
5 -	34.562	23.538	58.100	74.84	2.978	14:24:10.020
6 -	34.140	23.593	57.733	75.32	2.611	14:25:07.753
7 -	33.531	23.611	57.142	76.10	2.020	14:26:04.895
8 -	33.104	22.463	55.567 (2)	78.25	0.445	14:27:00.462
9 -	33.201	23.081	56.282	77.26	1.160	14:27:56.744
10 -	33.432	22.628	56.060 (3)	77.57	0.938	14:28:52.804
11 -	32.927	22.195	55.122 (1)	78.89		14:29:47.926

P18 32 C		Mark PIPER		Yamaha - please sponsor me		
IDEAL LAP TIME : 55.148		BEST LAP TIME : 55.148		DIFFERENCE : 0.000		
LAP	SECTOR 1	SECTOR 2	LAP TIME	MPH	DIFF	TIME OF DAY
1 -		24.830	1:07.591	64.33	12.443	14:20:14.327
2 -	36.036	24.417	1:00.453	71.93	5.305	14:21:14.780
3 -	35.222	23.654	58.876	73.86	3.728	14:22:13.656
4 -	35.311	23.596	58.907	73.82	3.759	14:23:12.563
5 -	34.705	23.515	58.220	74.69	3.072	14:24:10.783
6 -	34.174	23.240	57.414	75.74	2.266	14:25:08.197
7 -	33.904	23.051	56.955	76.35	1.807	14:26:05.152
8 -	33.685	23.089	56.774 (3)	76.59	1.626	14:27:01.926
9 -	33.609	22.894	56.503 (2)	76.96	1.355	14:27:58.429
10 -	34.148	23.009	57.157	76.08	2.009	14:28:55.586
11 -	32.894	22.254	55.148 (1)	78.85		14:29:50.734

P19 156 C		Michael STONE		Kawasaki -		
IDEAL LAP TIME : 55.783		BEST LAP TIME : 55.783		DIFFERENCE : 0.000		
LAP	SECTOR 1	SECTOR 2	LAP TIME	MPH	DIFF	TIME OF DAY
1 -		25.798	1:09.393	62.66	13.610	14:20:16.129
2 -	35.385	24.450	59.835	72.67	4.052	14:21:15.964
3 -	34.843	23.755	58.598	74.21	2.815	14:22:14.562
4 -	34.997	23.644	58.641	74.15	2.858	14:23:13.203
5 -	34.637	23.727	58.364	74.50	2.581	14:24:11.567
6 -	33.813	23.444	57.257	75.94	1.474	14:25:08.824
7 -	33.851	22.974	56.825	76.52	1.042	14:26:05.649
8 -	33.703	22.890	56.593 (2)	76.83	0.810	14:27:02.242
9 -	33.982	22.818	56.800 (3)	76.55	1.017	14:27:59.042
10 -	33.856	23.203	57.059	76.21	1.276	14:28:56.101
11 -	33.197	22.586	55.783 (1)	77.95		14:29:51.884

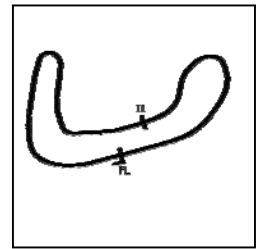
Weather / Track : Cloudy / Dry

Brands Hatch Indy
Circuit Length = 1.2079 miles
Start: 14:19 Flag 14:29 End: 14:30

BMCRC - MRO Championships 2018 - Rnd 1 @ Brands Hatch Indy

Team Respro MRO 600 inc Clubman 600

RACE 10 - SECTOR ANALYSIS



SECTOR 1 = FL to I1, SECTOR 2 = I1 to FL, DIFF = Difference To Personal Best Lap, P = Crossed Finish Line in Pit Lane, D = Time Disallowed

P20 51		Andrew DURANT		Honda -		
IDEAL LAP TIME : 55.958		BEST LAP TIME : 55.958		DIFFERENCE : 0.000		
LAP	SECTOR 1	SECTOR 2	LAP TIME	MPH	DIFF	TIME OF DAY
1 -		25.564	1:11.126	61.13	15.168	14:20:17.862
2 -	35.897	24.070	59.967	72.51	4.009	14:21:17.829
3 -	36.184	23.974	1:00.158	72.28	4.200	14:22:17.987
4 -	35.051	23.690	58.741	74.03	2.783	14:23:16.728
5 -	34.323	24.396	58.719	74.05	2.761	14:24:15.447
6 -	34.233	24.120	58.353	74.52	2.395	14:25:13.800
7 -	34.967	24.287	59.254	73.38	3.296	14:26:13.054
8 -	34.304	22.949	57.253 (3)	75.95	1.295	14:27:10.307
9 -	35.028	22.538	57.566	75.54	1.608	14:28:07.873
10 -	33.828	22.696	56.524 (2)	76.93	0.566	14:29:04.397
11 -	33.577	22.381	55.958 (1)	77.71		14:30:00.355

P21 192 C		Daniel MOFFA		Triumph - DM Racing		
IDEAL LAP TIME : 56.225		BEST LAP TIME : 56.225		DIFFERENCE : 0.000		
LAP	SECTOR 1	SECTOR 2	LAP TIME	MPH	DIFF	TIME OF DAY
1 -		25.799	1:10.169	61.97	13.944	14:20:16.905
2 -	36.100	24.583	1:00.683	71.66	4.458	14:21:17.588
3 -	36.209	23.773	59.982	72.49	3.757	14:22:17.570
4 -	35.074	23.479	58.553	74.26	2.328	14:23:16.123
5 -	34.732	24.173	58.905	73.82	2.680	14:24:15.028
6 -	34.436	24.016	58.452	74.39	2.227	14:25:13.480
7 -	35.146	24.184	59.330	73.29	3.105	14:26:12.810
8 -	34.100	23.024	57.124 (2)	76.12	0.899	14:27:09.934
9 -	36.027	24.196	1:00.223	72.20	3.998	14:28:10.157
10 -	34.105	23.029	57.134 (3)	76.11	0.909	14:29:07.291
11 -	33.339	22.886	56.225 (1)	77.34		14:30:03.516

P22 181 C		Gary CROFT		Yamaha - Big G Racing, Little e, Acle Locksmiths, Nexx Helmets		
IDEAL LAP TIME : 56.034		BEST LAP TIME : 56.034		DIFFERENCE : 0.000		
LAP	SECTOR 1	SECTOR 2	LAP TIME	MPH	DIFF	TIME OF DAY
1 -		26.177	1:11.014	61.23	14.980	14:20:17.750
2 -	36.799	24.660	1:01.459	70.75	5.425	14:21:19.209
3 -	35.345	24.443	59.788	72.73	3.754	14:22:18.997
4 -	35.565	23.860	59.425	73.17	3.391	14:23:18.422
5 -	34.492	23.520	58.012	74.96	1.978	14:24:16.434
6 -	33.950	23.621	57.571 (3)	75.53	1.537	14:25:14.005
7 -	35.213	23.946	59.159	73.50	3.125	14:26:13.164
8 -	34.846	24.739	59.585	72.98	3.551	14:27:12.749
9 -	36.995	23.224	1:00.219	72.21	4.185	14:28:12.968
10 -	33.998	22.839	56.837 (2)	76.51	0.803	14:29:09.805
11 -	33.219	22.815	56.034 (1)	77.60		14:30:05.839

P23 88 C		Michael STANLEY		Triumph -		
IDEAL LAP TIME : 57.674		BEST LAP TIME : 57.826		DIFFERENCE : 0.152		
LAP	SECTOR 1	SECTOR 2	LAP TIME	MPH	DIFF	TIME OF DAY
1 -		25.995	1:11.624	60.71	13.798	14:20:18.360
2 -	36.434	24.940	1:01.374	70.85	3.548	14:21:19.734
3 -	36.223	24.214	1:00.437	71.95	2.611	14:22:20.171
4 -	35.833	24.456	1:00.289	72.12	2.463	14:23:20.460
5 -	35.555	23.969	59.524	73.05	1.698	14:24:19.984
6 -	34.581	24.102	58.683	74.10	0.857	14:25:18.667
7 -	34.551	24.145	58.696	74.08	0.870	14:26:17.363
8 -	34.912	23.549	58.461	74.38	0.635	14:27:15.824
9 -	34.422	23.421	57.843 (2)	75.17	0.017	14:28:13.667
10 -	34.355	23.560	57.915 (3)	75.08	0.089	14:29:11.582
11 -	34.253	23.573	57.826 (1)	75.20		14:30:09.408

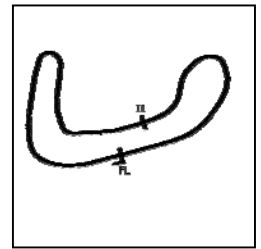
Weather / Track : Cloudy / Dry

Brands Hatch Indy
Circuit Length = 1.2079 miles
Start: 14:19 Flag 14:29 End: 14:30

BMCRC - MRO Championships 2018 - Rnd 1 @ Brands Hatch Indy

Team Respro MRO 600 inc Clubman 600

RACE 10 - SECTOR ANALYSIS



SECTOR 1 = FL to I1, SECTOR 2 = I1 to FL, DIFF = Difference To Personal Best Lap, P = Crossed Finish Line in Pit Lane, D = Time Disallowed

P24 96 C Bradley ROBINSON			Kawasaki -			
IDEAL LAP TIME : 59.903		BEST LAP TIME : 59.903	DIFFERENCE : 0.000			
LAP	SECTOR 1	SECTOR 2	LAP TIME	MPH	DIFF	TIME OF DAY
1 -		25.995	1:11.897	60.48	11.994	14:20:18.633
2 -	36.405	24.642	1:01.047	71.23	1.144	14:21:19.680
3 -	35.603	24.300	59.903 (1)	72.59		14:22:19.583
4 -	36.132	24.431	1:00.563 (2)	71.80	0.660	14:23:20.146
5 -	36.747	24.606	1:01.353	70.87	1.450	14:24:21.499
6 -	36.748	24.999	1:01.747	70.42	1.844	14:25:23.246
7 -	36.863	24.576	1:01.439	70.77	1.536	14:26:24.685
8 -	36.264	24.472	1:00.736 (3)	71.59	0.833	14:27:25.421
9 -	37.598	24.670	1:02.268	69.83	2.365	14:28:27.689
10 -	36.902	25.083	1:01.985	70.15	2.082	14:29:29.674
11 -	37.318	25.032	1:02.350	69.74	2.447	14:30:32.024

P25 222 C Matthew EPPS			Yamaha - M.E Vehicle Repairs			
IDEAL LAP TIME : 58.500		BEST LAP TIME : 58.702	DIFFERENCE : 0.202			
LAP	SECTOR 1	SECTOR 2	LAP TIME	MPH	DIFF	TIME OF DAY
1 -		25.395	1:10.707	61.50	12.005	14:20:17.443
2 -	35.934	23.992	59.926	72.56	1.224	14:21:17.369
3 -	35.259	23.480	58.739 (2)	74.03	0.037	14:22:16.108
4 -	35.311	23.666	58.977 (3)	73.73	0.275	14:23:15.085
5 -	35.478	23.655	59.133	73.53	0.431	14:24:14.218
6 -	35.020	23.682	58.702 (1)	74.07		14:25:12.920
7 -	35.462	23.917	59.379	73.23	0.677	14:26:12.299
8 -	35.447	24.088	59.535	73.04	0.833	14:27:11.834

P26 184 David TWYFORD			Yamaha -			
IDEAL LAP TIME : 55.031		BEST LAP TIME : 55.159	DIFFERENCE : 0.128			
LAP	SECTOR 1	SECTOR 2	LAP TIME	MPH	DIFF	TIME OF DAY
1 -		23.671	1:02.531	69.54	7.372	14:20:09.267
2 -	33.822	23.567	57.389	75.77	2.230	14:21:06.656
3 -	32.923	23.022	55.945 (3)	77.72	0.786	14:22:02.601
4 -	32.009	23.150	55.159 (1)	78.83		14:22:57.760
5 -	32.574	23.167	55.741 (2)	78.01	0.582	14:23:53.501
6 -	32.905	23.272	56.177	77.40	1.018	14:24:49.678

P27 53 C Jason SIGGS			Yamaha - J Siggs Construction			
IDEAL LAP TIME : 55.795		BEST LAP TIME : 56.016	DIFFERENCE : 0.221			
LAP	SECTOR 1	SECTOR 2	LAP TIME	MPH	DIFF	TIME OF DAY
1 -		23.541	1:04.921	66.98	8.905	14:20:11.657
2 -	33.293	23.087	56.380 (2)	77.13	0.364	14:21:08.037
3 -	33.514	22.502	56.016 (1)	77.63		14:22:04.053

Weather / Track : Cloudy / Dry

Brands Hatch Indy
Circuit Length = 1.2079 miles
Start: 14:19 Flag 14:29 End: 14:30

BMCRC - MRO Championships 2018 - Rnd 1 @ Brands Hatch Indy

Team Respro MRO 600 inc Clubman 600

RACE 10 - BEST SECTORS

SECTOR 1			SECTOR 2			IDEAL / BEST COMPARISON						
POS	NO	NAME	TIME	NO	NAME	TIME	POS	NO	NAME	IDEAL	BEST	DIFF
									PERFECT LAP	51.418		
1	52	PHILP	30.633	111	SMITH	20.785	1	111	SMITH	51.487	51.680	0.193
2	111	SMITH	30.702	52	PHILP	20.863	2	52	PHILP	51.496	51.783	0.287
3	82	SMITH	31.103	40	SHELVEY	21.116	3	17	BAKER	52.404	52.821	0.417
4	17	BAKER	31.173	13	HAWES	21.172	4	82	SMITH	52.413	52.717	0.304
5	5	CLARKE	31.371	17	BAKER	21.231	5	13	HAWES	52.688	52.792	0.104
6	11	HARVEY	31.511	82	SMITH	21.310	6	40	SHELVEY	52.811	52.887	0.076
7	13	HAWES	31.516	14	BURRAGE	21.496	7	5	CLARKE	52.978	53.142	0.164
8	30	GOODE	31.614	46	ROWLINGS	21.504	8	46	ROWLINGS	53.127	53.127	0.000
9	46	ROWLINGS	31.623	5	CLARKE	21.607	9	30	GOODE	53.241	53.241	0.000
10	40	SHELVEY	31.695	30	GOODE	21.627	10	11	HARVEY	53.315	53.315	0.000
11	184	TWYFORD	32.009	11	HARVEY	21.804	11	56	MILLS	54.263	54.263	0.000
12	143	PRENDERGAST	32.141	56	MILLS	21.935	12	14	BURRAGE	54.349	54.655	0.306
13	56	MILLS	32.328	661	HARRIS	22.183	13	143	PRENDERGAST	54.376	54.376	0.000
14	14	BURRAGE	32.853	130	BUTTON	22.195	14	184	TWYFORD	55.031	55.159	0.128
15	60	YOUNGE	32.870	143	PRENDERGAST	22.235	15	130	BUTTON	55.122	55.122	0.000
16	32	PIPER	32.894	32	PIPER	22.254	16	32	PIPER	55.148	55.148	0.000
17	130	BUTTON	32.927	51	DURANT	22.381	17	661	HARRIS	55.300	55.455	0.155
18	661	HARRIS	33.117	53	SIGGS	22.502	18	60	YOUNGE	55.479	55.487	0.008
19	156	STONE	33.197	156	STONE	22.586	19	156	STONE	55.783	55.783	0.000
20	181	CROFT	33.219	60	YOUNGE	22.609	20	53	SIGGS	55.795	56.016	0.221
21	53	SIGGS	33.293	181	CROFT	22.815	21	51	DURANT	55.958	55.958	0.000
22	192	MOFFA	33.339	192	MOFFA	22.886	22	181	CROFT	56.034	56.034	0.000
23	51	DURANT	33.577	184	TWYFORD	23.022	23	192	MOFFA	56.225	56.225	0.000
24	88	STANLEY	34.253	88	STANLEY	23.421	24	88	STANLEY	57.674	57.826	0.152
25	222	EPPS	35.020	222	EPPS	23.480	25	222	EPPS	58.500	58.702	0.202
26	96	ROBINSON	35.603	96	ROBINSON	24.300	26	96	ROBINSON	59.903	59.903	0.000
27							27	99	SIMMONS		54.141	
28												
29												

Weather / Track : Cloudy / Dry

Results can be found at www.tsl-timing.com

Brands Hatch Indy
Circuit Length = 1.2079 miles
Start: 14:19 Flag 14:29 End: 14:30

Printed - 14:31 Sunday, 11 March 2018

BMCRC - MRO Championships 2018 - Rnd 1 @ Brands Hatch Indy

Team Respro MRO 600 inc Clubman 600

RACE 20 - GRID (12 Laps)

ROW 11	33		32		31	171 Wesley PEARCE		
ROW 10	30	80 Stephen KIMMINGS	29	81 Liam DUFFETT	28	126 Luke HOPKINS		
ROW 9		59.903	27	96 Bradley ROBINSON	26	58.702 222 Matthew EPPS	25	57.826 88 Michael STANLEY
ROW 8	24	56.225 192 Daniel MOFFA	23	56.034 181 Gary CROFT	22	56.016 53 Jason SIGGS		
ROW 7		55.958	21	51 Andrew DURANT	20	55.783 156 Michael STONE	19	55.487 60 Jack YOUNGE
ROW 6	18	55.455 661 Cameron HARRIS	17	55.159 184 David TWYFORD	16	55.148 32 Mark PIPER		
ROW 5		55.122	15	130 Lee BUTTON	14	54.655 14 Chris BURRAGE	13	54.376 143 Daire PRENDERGAST
ROW 4	12	54.263 56 Michael MILLS	11	54.141 99 Michael SIMMONS	10	53.315 11 Josh HARVEY		
ROW 3		53.241	9	30 Richard GOODE	8	53.142 5 Aaron CLARKE	7	53.127 46 Harry ROWLINGS
ROW 2	6	52.887 40 David SHELVEY	5	52.821 17 Philip BAKER	4	52.792 13 Ben HAWES		
ROW 1		52.717	3	82 Andrew SMITH	2	51.783 52 Tommy PHILP	1	51.680 111 Sam SMITH
Pole								

Brands Hatch Indy
Circuit Length = 1.2079 miles

These results are provisional until the conclusion of any judicial and technical matters.

Clerk Of Course :	Timekeeper :
-------------------	--------------

Results can be found at www.tsl-timing.com

Printed - 14:33 Sunday, 11 March 2018



BMCRC-MRO Championships 2018



MRO Minitwins

Brands Hatch Indy Circuit

10th / 11th March 2018



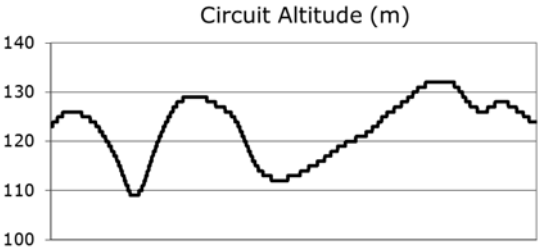
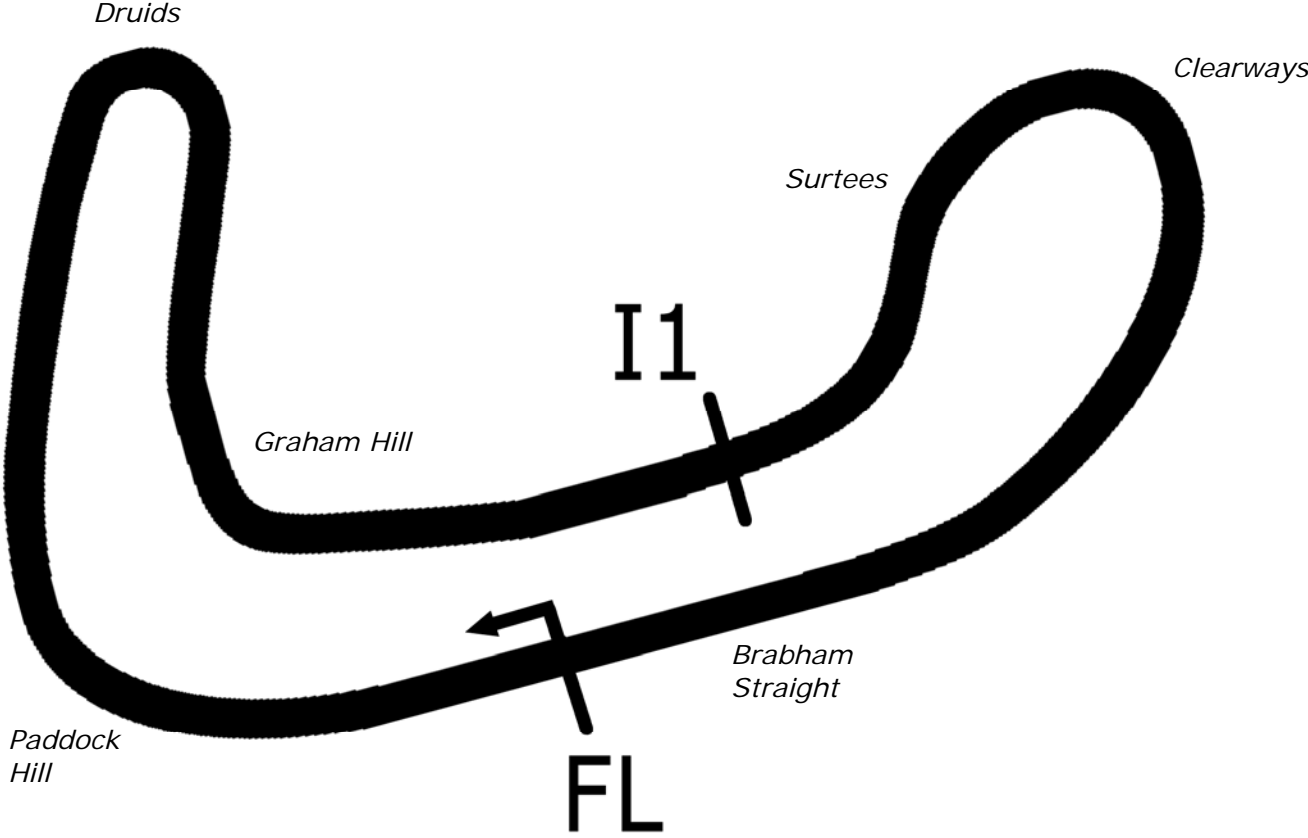
Results Provided by Timing Solutions Ltd
www.tsl-timing.com

Brands Hatch Indy



SPORTS TIMING

TIMING SOLUTIONS LTD



Length	1.2079 miles	1944.0 m	
FL		51.36032 N	0.26032 E
I1	1112m	51.35934 N	0.25955 E
Pit Entry	1669m	51.35911 N	0.25743 E
Pit Exit	83m after FL	51.36017 N	0.26051 E
Pit Entry–Pit Exit 332m, 19.9s @60kph, 14.9s @80kph			

BMCRC - MRO Championships 2018 - Rnd 1 @ Brands Hatch Indy



MRO Minitwins

QUALIFYING - CLASSIFICATION

POS	NO	NAME	ENTRY	TIME	ON	LAPS	GAP	DIFF	MPH
1	26	Glynn DAVIES	Suzuki -	59.442	9	13			73.15
2	86	Paul WITHERINGTON	Suzuki - P&R plumbing	59.554	12	12	0.112	0.112	73.01
3	777	Mason WILLIAMS	Suzuki - MoreMoto	1:00.249	9	9	0.807	0.695	72.17
4	19	Kevin LILLEY	Suzuki - Vanson Leathers	1:00.557	10	13	1.115	0.308	71.81
5	155	Richard HARRIS	Suzuki - HP Racing	1:00.687	11	13	1.245	0.130	71.65
6	74	Daniel SINGLETON	Suzuki - me	1:00.814	12	13	1.372	0.127	71.50
7	96	Dan HARRIS	Suzuki - HP Racing	1:01.172	11	11	1.730	0.358	71.08
8	90	Edward WATSON	Suzuki - TEA Time Racing & Motorsportdays.com	1:01.433	8	13	1.991	0.261	70.78
9	20	Jose TOUCEDA	Suzuki - Cell2	1:01.477	11	11	2.035	0.044	70.73
10	97	Jake PACKHAM	Suzuki -	1:01.522	11	12	2.080	0.045	70.68
11	101	Jon BARNES	Suzuki - Holder Tree Services	1:01.728	13	13	2.286	0.206	70.44
12	81	Malvern MAY	Suzuki -	1:02.481	12	12	3.039	0.753	69.59
13	50	Paul ROBSON	Suzuki -	1:03.054	11	12	3.612	0.573	68.96
14	13	Wil GREEN	Suzuki - Faith Fueled Racing	1:03.143	8	10	3.701	0.089	68.86
15	76	Phillip RODGERS	Suzuki -	1:03.384	12	12	3.942	0.241	68.60
16	16	Geoff LANSDELL	Suzuki - EPG Domestic	1:04.102	12	12	4.660	0.718	67.83
17	48	Shaun WALLIS	Suzuki - Watling Tyres	1:04.315	12	12	4.873	0.213	67.61
18	25	Harrison DAY	Suzuki -	1:04.373	12	12	4.931	0.058	67.55
19	23	Claire BECKETT	Suzuki - Cowpers Oak	1:05.214	9	12	5.772	0.841	66.68
20	54	Adam JAMISON	Suzuki - AJ Racing	1:05.327	4	5	5.885	0.113	66.56
21	84	Ricardo BRANCO	Suzuki - IMP Racing	1:06.338	10	12	6.896	1.011	65.55
22	43	Robert DAVIE	Suzuki -	1:06.482	12	12	7.040	0.144	65.41
23	113	Sam ELKINS	Suzuki - Me Old Man	1:06.952	4	7	7.510	0.470	64.95
24	57	Ludo FORRER	Suzuki - TAG Aviation	1:07.020	5	12	7.578	0.068	64.88
25	444	Mark WILLIAMS	Suzuki - Universal Motorcycle Training	1:08.654	5	5	9.212	1.634	63.34
26	134	Adam WILSON	Suzuki -	1:11.077	6	7	11.635	2.423	61.18
27	24	Stuart RAYNER	Suzuki -	1:12.041	10	11	12.599	0.964	60.36

Weather / Track : Cloudy / Wet

These results are provisional until the conclusion of any judicial and technical matters.

Brands Hatch Indy

Circuit Length = 1.2079 miles

Start: 09:00 Flag 09:13 End: 09:14

Clerk Of Course :	Timekeeper :
-------------------	--------------

Results can be found at www.tsl-timing.com

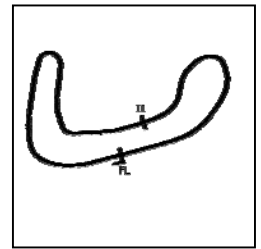
Printed - 09:15 Saturday, 10 March 2018



BMCRC - MRO Championships 2018 - Rnd 1 @ Brands Hatch Indy

MRO Minitwins

QUALIFYING - SECTOR ANALYSIS



SECTOR 1 = FL to I1, SECTOR 2 = I1 to FL, DIFF = Difference To Personal Best Lap, P = Crossed Finish Line in Pit Lane, D = Time Disallowed

P1 26		Glynn DAVIES		Suzuki -			
IDEAL LAP TIME : 59.208		BEST LAP TIME : 59.442		DIFFERENCE : 0.234			
LAP	SECTOR 1	SECTOR 2	LAP TIME	MPH	DIFF	TIME OF DAY	
1 -	41.119	26.321	1:07.440	64.48	7.998	09:02:05.872	
2 -	38.559	25.302	1:03.861	68.09	4.419	09:03:09.733	
3 -	37.455	24.503	1:01.958	70.18	2.516	09:04:11.691	
4 -	37.047	24.756	1:01.803	70.36	2.361	09:05:13.494	
5 -	36.523	23.674	1:00.197 (3)	72.23	0.755	09:06:13.691	
6 -	36.724	23.752	1:00.476	71.90	1.034	09:07:14.167	
7 -	36.697	24.422	1:01.119	71.14	1.677	09:08:15.286	
8 -	35.787	23.833	59.620 (2)	72.93	0.178	09:09:14.906	
9 -	35.805	23.637	59.442 (1)	73.15		09:10:14.348	
10 -	37.386	23.421	1:00.807	71.51	1.365	09:11:15.155	
11 -	36.636	23.694	1:00.330	72.08	0.888	09:12:15.485	
12 -	36.851	24.376	1:01.227	71.02	1.785	09:13:16.712	
13 -	36.061	24.179	1:00.240	72.18	0.798	09:14:16.952	

P2 86		Paul WITHERINGTON		Suzuki - P&R plumbing			
IDEAL LAP TIME : 59.554		BEST LAP TIME : 59.554		DIFFERENCE : 0.000			
LAP	SECTOR 1	SECTOR 2	LAP TIME	MPH	DIFF	TIME OF DAY	
1 -	OUTLAP	26.038	1:11.288	61.00	11.734	09:02:47.725	
2 -	38.688	25.496	1:04.184	67.75	4.630	09:03:51.909	
3 -	37.810	24.982	1:02.792	69.25	3.238	09:04:54.701	
4 -	37.278	24.689	1:01.967	70.17	2.413	09:05:56.668	
5 -	38.035	24.898	1:02.933	69.09	3.379	09:06:59.601	
6 -	36.822	25.194	1:02.016	70.12	2.462	09:08:01.617	
7 -	36.885	24.581	1:01.466 (3)	70.74	1.912	09:09:03.083	
8 -	37.727	25.592	1:03.319	68.67	3.765	09:10:06.402	
9 -	37.845	24.730	1:02.575	69.49	3.021	09:11:08.977	
10 -	36.732	25.570	1:02.302	69.79	2.748	09:12:11.279	
11 -	36.747	23.894	1:00.641 (2)	71.71	1.087	09:13:11.920	
12 -	35.839	23.715	59.554 (1)	73.01		09:14:11.474	

P3 777		Mason WILLIAMS		Suzuki - MoreMoto			
IDEAL LAP TIME : 1:00.001		BEST LAP TIME : 1:00.249		DIFFERENCE : 0.248			
LAP	SECTOR 1	SECTOR 2	LAP TIME	MPH	DIFF	TIME OF DAY	
1 -	40.255	25.907	1:06.162	65.72	5.913	09:01:40.562	
2 -	38.602	25.446	1:04.048	67.89	3.799	09:02:44.610	
3 -	37.890	24.644	1:02.534	69.53	2.285	09:03:47.144	
4 -	36.880	24.503	1:01.383	70.84	1.134	09:04:48.527	
5 -	36.777	23.989	1:00.766	71.56	0.517	09:05:49.293	
6 -	36.286	24.384	1:00.670	71.67	0.421	09:06:49.963	
7 -	36.232	24.207	1:00.439 (3)	71.95	0.190	09:07:50.402	
8 -	36.379	23.945	1:00.324 (2)	72.08	0.075	09:08:50.726	
9 -	36.056	24.193	1:00.249 (1)	72.17		09:09:50.975	

P4 19		Kevin LILLEY		Suzuki - Vanson Leathers			
IDEAL LAP TIME : 1:00.008		BEST LAP TIME : 1:00.557		DIFFERENCE : 0.549			
LAP	SECTOR 1	SECTOR 2	LAP TIME	MPH	DIFF	TIME OF DAY	
1 -	41.017	26.700	1:07.717	64.21	7.160	09:02:02.018	
2 -	39.566	25.811	1:05.377	66.51	4.820	09:03:07.395	
3 -	38.209	25.580	1:03.789	68.17	3.232	09:04:11.184	
4 -	37.106	25.414	1:02.520	69.55	1.963	09:05:13.704	
5 -	37.756	24.719	1:02.475	69.60	1.918	09:06:16.179	
6 -	37.206	25.716	1:02.922	69.11	2.365	09:07:19.101	
7 -	37.187	25.699	1:02.886	69.15	2.329	09:08:21.987	
8 -	36.739	24.466	1:01.205 (3)	71.04	0.648	09:09:23.192	
9 -	36.838	24.138	1:00.976 (2)	71.31	0.419	09:10:24.168	
10 -	35.870	24.687	1:00.557 (1)	71.81		09:11:24.725	
11 -	36.771	24.545	1:01.316	70.92	0.759	09:12:26.041	

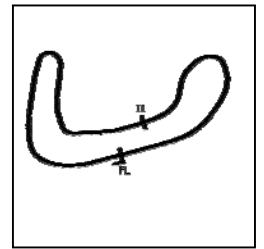
Weather / Track : Cloudy / Wet

Brands Hatch Indy
Circuit Length = 1.2079 miles
Start: 09:00 Flag 09:13 End: 09:14

BMCRC - MRO Championships 2018 - Rnd 1 @ Brands Hatch Indy

MRO Minitwins

QUALIFYING - SECTOR ANALYSIS



SECTOR 1 = FL to I1, SECTOR 2 = I1 to FL, DIFF = Difference To Personal Best Lap, P = Crossed Finish Line in Pit Lane, D = Time Disallowed

12 -	36.409	25.766	1:02.175	69.94	1.618	09:13:28.216
13 -	39.368	25.195	1:04.563	67.35	4.006	09:14:32.779

P5 155		Richard HARRIS		Suzuki - HP Racing			
IDEAL LAP TIME : 1:00.667		BEST LAP TIME : 1:00.687		DIFFERENCE : 0.020			
LAP	SECTOR 1	SECTOR 2	LAP TIME	MPH	DIFF	TIME OF DAY	
1 -	42.722	27.087	1:09.809	62.29	9.122	09:01:54.715	
2 -	39.954	26.334	1:06.288	65.60	5.601	09:03:01.003	
3 -	39.027	25.866	1:04.893	67.01	4.206	09:04:05.896	
4 -	38.463	25.212	1:03.675	68.29	2.988	09:05:09.571	
5 -	37.773	25.431	1:03.204	68.80	2.517	09:06:12.775	
6 -	38.068	24.382	1:02.450	69.63	1.763	09:07:15.225	
7 -	37.638	24.467	1:02.105	70.02	1.418	09:08:17.330	
8 -	37.049	24.331	1:01.380	70.84	0.693	09:09:18.710	
9 -	36.786	24.132	1:00.918 (2)	71.38	0.231	09:10:19.628	
10 -	37.049	24.183	1:01.232 (3)	71.01	0.545	09:11:20.860	
11 -	36.535	24.152	1:00.687 (1)	71.65		09:12:21.547	
12 -	39.658	25.577	1:05.235	66.66	4.548	09:13:26.782	
13 -	37.852	26.054	1:03.906	68.04	3.219	09:14:30.688	

P6 74		Daniel SINGLETON		Suzuki - me			
IDEAL LAP TIME : 1:00.773		BEST LAP TIME : 1:00.814		DIFFERENCE : 0.041			
LAP	SECTOR 1	SECTOR 2	LAP TIME	MPH	DIFF	TIME OF DAY	
1 -	42.112	27.191	1:09.303	62.74	8.489	09:02:09.408	
2 -	39.357	25.900	1:05.257	66.63	4.443	09:03:14.665	
3 -	39.011	26.159	1:05.170	66.72	4.356	09:04:19.835	
4 -	38.286	25.164	1:03.450	68.53	2.636	09:05:23.285	
5 -	37.819	25.041	1:02.860	69.17	2.046	09:06:26.145	
6 -	37.842	25.073	1:02.915	69.11	2.101	09:07:29.060	
7 -	37.778	25.274	1:03.052	68.96	2.238	09:08:32.112	
8 -	38.381	25.404	1:03.785	68.17	2.971	09:09:35.897	
9 -	37.603	24.976	1:02.579	69.48	1.765	09:10:38.476	
10 -	37.541	24.521	1:02.062	70.06	1.248	09:11:40.538	
11 -	36.858	24.520	1:01.378 (3)	70.84	0.564	09:12:41.916	
12 -	36.630	24.184	1:00.814 (1)	71.50		09:13:42.730	
13 -	37.134	24.143	1:01.277 (2)	70.96	0.463	09:14:44.007	

P7 96		Dan HARRIS		Suzuki - HP Racing			
IDEAL LAP TIME : 1:01.066		BEST LAP TIME : 1:01.172		DIFFERENCE : 0.106			
LAP	SECTOR 1	SECTOR 2	LAP TIME	MPH	DIFF	TIME OF DAY	
1 -	42.648	27.257	1:09.905	62.20	8.733	09:01:51.755	
2 -	40.138	26.661	1:06.799	65.09	5.627	09:02:58.554	
3 -	38.687	25.710	1:04.397	67.52	3.225	09:04:02.951	
4 -	38.779	25.678	1:04.457	67.46	3.285	09:05:07.408	
5 -	37.582	25.156	1:02.738	69.31	1.566	09:06:10.146	
6 -	38.253	24.581	1:02.834	69.20	1.662	09:07:12.980	
7 -	37.545	24.620	1:02.165	69.95	0.993	09:08:15.145	
8 -	36.951	24.420	1:01.371 (2)	70.85	0.199	09:09:16.516	
9 -	37.324	24.836	1:02.160	69.95	0.988	09:10:18.676	
10 -	36.870	24.648	1:01.518 (3)	70.68	0.346	09:11:20.194	
11 -	36.646	24.526	1:01.172 (1)	71.08		09:12:21.366	

P8 90		Edward WATSON		Suzuki - TEA Time Racing & Motorsportdays.com			
IDEAL LAP TIME : 1:01.338		BEST LAP TIME : 1:01.433		DIFFERENCE : 0.095			
LAP	SECTOR 1	SECTOR 2	LAP TIME	MPH	DIFF	TIME OF DAY	
1 -	41.788	26.640	1:08.428	63.55	6.995	09:01:46.352	
2 -	39.966	26.377	1:06.343	65.54	4.910	09:02:52.695	
3 -	39.321	25.789	1:05.110	66.78	3.677	09:03:57.805	
4 -	38.343	25.496	1:03.839	68.11	2.406	09:05:01.644	
5 -	38.453	25.257	1:03.710	68.25	2.277	09:06:05.354	

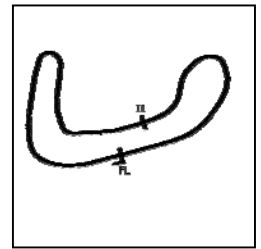
Weather / Track : Cloudy / Wet

Brands Hatch Indy
Circuit Length = 1.2079 miles
Start: 09:00 Flag 09:13 End: 09:14

BMCRC - MRO Championships 2018 - Rnd 1 @ Brands Hatch Indy

MRO Minitwins

QUALIFYING - SECTOR ANALYSIS



SECTOR 1 = FL to I1, SECTOR 2 = I1 to FL, DIFF = Difference To Personal Best Lap, P = Crossed Finish Line in Pit Lane, D = Time Disallowed

6 -	38.180	25.095	1:03.275	68.72	1.842	09:07:08.629
7 -	37.627	24.795	1:02.422 (3)	69.66	0.989	09:08:11.051
8 -	36.889	24.544	1:01.433 (1)	70.78		09:09:12.484
9 -	36.794	24.857	1:01.651 (2)	70.53	0.218	09:10:14.135
10 -	37.753	25.012	1:02.765	69.28	1.332	09:11:16.900
11 -	38.602	25.766	1:04.368	67.55	2.935	09:12:21.268
12 -	39.784	27.029	1:06.813	65.08	5.380	09:13:28.081
13 -	39.310	24.913	1:04.223	67.71	2.790	09:14:32.304

P9 20		Jose TOUCEDA		Suzuki - Cell2		
IDEAL LAP TIME : 1:01.477		BEST LAP TIME : 1:01.477		DIFFERENCE : 0.000		
LAP	SECTOR 1	SECTOR 2	LAP TIME	MPH	DIFF	TIME OF DAY
1 -	47.013	28.703	1:15.716	57.43	14.239	09:02:17.222
2 -	41.430	26.852	1:08.282	63.68	6.805	09:03:25.504
3 -	39.549	27.715	1:07.264	64.64	5.787	09:04:32.768
4 -	40.058	26.634	1:06.692	65.20	5.215	09:05:39.460
5 -	40.248	30.562	1:10.810	61.41	9.333	09:06:50.270
6 -	38.048	25.368	1:03.416	68.57	1.939	09:07:53.686
7 -	37.315	24.848	1:02.163	69.95	0.686	09:08:55.849
8 -	37.714	25.100	1:02.814	69.22	1.337	09:09:58.663
9 -	37.380	24.750	1:02.130 (3)	69.99	0.653	09:11:00.793
10 -	37.380	24.725	1:02.105 (2)	70.02	0.628	09:12:02.898
11 -	37.015	24.462	1:01.477 (1)	70.73		09:13:04.375

P10 97		Jake PACKHAM		Suzuki -		
IDEAL LAP TIME : 1:01.522		BEST LAP TIME : 1:01.522		DIFFERENCE : 0.000		
LAP	SECTOR 1	SECTOR 2	LAP TIME	MPH	DIFF	TIME OF DAY
1 -	47.551	28.190	1:15.741	57.41	14.219	09:02:05.571
2 -	43.298	28.263	1:11.561	60.76	10.039	09:03:17.132
3 -	42.444	26.848	1:09.292	62.75	7.770	09:04:26.424
4 -	40.377	25.686	1:06.063	65.82	4.541	09:05:32.487
5 -	39.778	25.114	1:04.892	67.01	3.370	09:06:37.379
6 -	39.356	25.063	1:04.419	67.50	2.897	09:07:41.798
7 -	38.792	24.845	1:03.637	68.33	2.115	09:08:45.435
8 -	38.045	24.438	1:02.483 (3)	69.59	0.961	09:09:47.918
9 -	38.174	24.480	1:02.654	69.40	1.132	09:10:50.572
10 -	37.701	24.823	1:02.524	69.55	1.002	09:11:53.096
11 -	37.335	24.187	1:01.522 (1)	70.68		09:12:54.618
12 -	37.377	24.272	1:01.649 (2)	70.53	0.127	09:13:56.267

P11 101		Jon BARNES		Suzuki - Holder Tree Services		
IDEAL LAP TIME : 1:01.728		BEST LAP TIME : 1:01.728		DIFFERENCE : 0.000		
LAP	SECTOR 1	SECTOR 2	LAP TIME	MPH	DIFF	TIME OF DAY
1 -	43.133	27.894	1:11.027	61.22	9.299	09:01:52.766
2 -	41.403	27.095	1:08.498	63.48	6.770	09:03:01.264
3 -	40.627	26.334	1:06.961	64.94	5.233	09:04:08.225
4 -	39.403	25.718	1:05.121	66.77	3.393	09:05:13.346
5 -	38.690	25.245	1:03.935	68.01	2.207	09:06:17.281
6 -	38.979	25.408	1:04.387	67.53	2.659	09:07:21.668
7 -	38.239	25.196	1:03.435	68.55	1.707	09:08:25.103
8 -	38.431	25.093	1:03.524	68.45	1.796	09:09:28.627
9 -	37.794	24.599	1:02.393 (3)	69.69	0.665	09:10:31.020
10 -	37.499	24.514	1:02.013 (2)	70.12	0.285	09:11:33.033
11 -	37.975	24.781	1:02.756	69.29	1.028	09:12:35.789
12 -	37.964	25.364	1:03.328	68.66	1.600	09:13:39.117
13 -	37.235	24.493	1:01.728 (1)	70.44		09:14:40.845

P12 81		Malvern MAY		Suzuki -		
IDEAL LAP TIME : 1:02.481		BEST LAP TIME : 1:02.481		DIFFERENCE : 0.000		
LAP	SECTOR 1	SECTOR 2	LAP TIME	MPH	DIFF	TIME OF DAY

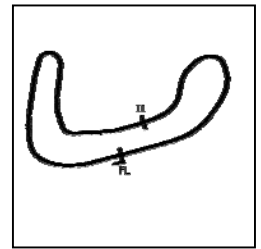
Weather / Track : Cloudy / Wet

Brands Hatch Indy
Circuit Length = 1.2079 miles
Start: 09:00 Flag 09:13 End: 09:14

BMCRC - MRO Championships 2018 - Rnd 1 @ Brands Hatch Indy

MRO Minitwins

QUALIFYING - SECTOR ANALYSIS



SECTOR 1 = FL to I1, SECTOR 2 = I1 to FL, DIFF = Difference To Personal Best Lap, P = Crossed Finish Line in Pit Lane, D = Time Disallowed

1 -	OUTLAP	27.505	1:18.548	55.36	16.067	09:02:45.495
2 -	41.549	26.796	1:08.345	63.62	5.864	09:03:53.840
3 -	40.360	26.376	1:06.736	65.16	4.255	09:05:00.576
4 -	39.170	25.642	1:04.812	67.09	2.331	09:06:05.388
5 -	39.439	25.386	1:04.825	67.08	2.344	09:07:10.213
6 -	41.048	25.650	1:06.698	65.19	4.217	09:08:16.911
7 -	38.669	25.518	1:04.187 (2)	67.74	1.706	09:09:21.098
8 -	39.999	25.340	1:05.339	66.55	2.858	09:10:26.437
9 -	39.139	25.330	1:04.469 (3)	67.45	1.988	09:11:30.906
10 -	39.210	25.308	1:04.518	67.40	2.037	09:12:35.424
11 -	37.994	26.831	1:04.825	67.08	2.344	09:13:40.249
12 -	37.803	24.678	1:02.481 (1)	69.59		09:14:42.730

P13	50	Paul ROBSON	Suzuki -		
IDEAL LAP TIME :	1:03.054	BEST LAP TIME :	1:03.054	DIFFERENCE :	0.000

LAP	SECTOR 1	SECTOR 2	LAP TIME	MPH	DIFF	TIME OF DAY
1 -	OUTLAP	28.394	1:17.731	55.94	14.677	09:02:52.657
2 -	42.006	26.916	1:08.922	63.09	5.868	09:04:01.579
3 -	40.699	27.219	1:07.918	64.02	4.864	09:05:09.497
4 -	40.700	26.137	1:06.837	65.06	3.783	09:06:16.334
5 -	40.211	26.110	1:06.321	65.56	3.267	09:07:22.655
6 -	38.882	25.697	1:04.579	67.33	1.525	09:08:27.234
7 -	39.107	25.540	1:04.647	67.26	1.593	09:09:31.881
8 -	39.312	25.789	1:05.101	66.79	2.047	09:10:36.982
9 -	38.606	25.130	1:03.736	68.22	0.682	09:11:40.718
10 -	38.505	25.178	1:03.683 (3)	68.28	0.629	09:12:44.401
11 -	38.211	24.843	1:03.054 (1)	68.96		09:13:47.455
12 -	38.490	25.108	1:03.598 (2)	68.37	0.544	09:14:51.053

P14	13	Wil GREEN	Suzuki - Faith Fueled Racing		
IDEAL LAP TIME :	1:03.131	BEST LAP TIME :	1:03.143	DIFFERENCE :	0.012

LAP	SECTOR 1	SECTOR 2	LAP TIME	MPH	DIFF	TIME OF DAY
1 -	45.418	28.063	1:13.481	59.17	10.338	09:02:07.125
2 -	42.318	27.859	1:10.177	61.96	7.034	09:03:17.302
3 -	41.350	27.657	1:09.007	63.01	5.864	09:04:26.309
4 -	40.304	25.978	1:06.282	65.60	3.139	09:05:32.591
5 -	40.093	25.833	1:05.926	65.96	2.783	09:06:38.517
6 -	40.504	25.971	1:06.475	65.41	3.332	09:07:44.992
7 -	38.190	25.132	1:03.322 (2)	68.67	0.179	09:08:48.314
8 -	37.999	25.144	1:03.143 (1)	68.86		09:09:51.457
9 -	40.082	25.547	1:05.629 (3)	66.26	2.486	09:10:57.086
10 -	40.213	25.559	1:05.772	66.11	2.629	09:12:02.858

P15	76	Phillip RODGERS	Suzuki -		
IDEAL LAP TIME :	1:03.384	BEST LAP TIME :	1:03.384	DIFFERENCE :	0.000

LAP	SECTOR 1	SECTOR 2	LAP TIME	MPH	DIFF	TIME OF DAY
1 -	43.166	27.896	1:11.062	61.19	7.678	09:02:05.083
2 -	41.103	26.282	1:07.385	64.53	4.001	09:03:12.468
3 -	40.516	26.928	1:07.444	64.47	4.060	09:04:19.912
4 -	40.015	25.967	1:05.982	65.90	2.598	09:05:25.894
5 -	39.164	25.896	1:05.060	66.83	1.676	09:06:30.954
6 -	39.145	25.615	1:04.760	67.14	1.376	09:07:35.714
7 -	38.557	25.431	1:03.988 (2)	67.95	0.604	09:08:39.702
8 -	38.541	25.897	1:04.438	67.48	1.054	09:09:44.140
9 -	38.968	25.627	1:04.595	67.32	1.211	09:10:48.735
10 -	39.047	25.445	1:04.492	67.42	1.108	09:11:53.227
11 -	38.757	25.313	1:04.070 (3)	67.87	0.686	09:12:57.297
12 -	38.304	25.080	1:03.384 (1)	68.60		09:14:00.681

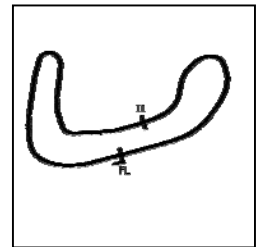
Weather / Track : Cloudy / Wet

Brands Hatch Indy
Circuit Length = 1.2079 miles
Start: 09:00 Flag 09:13 End: 09:14

BMCRC - MRO Championships 2018 - Rnd 1 @ Brands Hatch Indy

MRO Minitwins

QUALIFYING - SECTOR ANALYSIS



SECTOR 1 = FL to I1, SECTOR 2 = I1 to FL, DIFF = Difference To Personal Best Lap, P = Crossed Finish Line in Pit Lane, D = Time Disallowed

P16 16		Geoff LANSDALL		Suzuki - EPG Domestic			
IDEAL LAP TIME : 1:04.102		BEST LAP TIME : 1:04.102		DIFFERENCE : 0.000			
LAP	SECTOR 1	SECTOR 2	LAP TIME	MPH	DIFF	TIME OF DAY	
1 -	46.716	28.716	1:15.432	57.64	11.330	09:02:05.402	
2 -	43.177	28.236	1:11.413	60.89	7.311	09:03:16.815	
3 -	41.545	27.539	1:09.084	62.94	4.982	09:04:25.899	
4 -	39.885	25.747	1:05.632	66.25	1.530	09:05:31.531	
5 -	39.327	26.599	1:05.926	65.96	1.824	09:06:37.457	
6 -	40.828	26.587	1:07.415	64.50	3.313	09:07:44.872	
7 -	39.625	26.039	1:05.664	66.22	1.562	09:08:50.536	
8 -	39.422	25.606	1:05.028 (3)	66.87	0.926	09:09:55.564	
9 -	39.271	25.960	1:05.231	66.66	1.129	09:11:00.795	
10 -	39.531	26.767	1:06.298	65.59	2.196	09:12:07.093	
11 -	38.850	26.029	1:04.879 (2)	67.02	0.777	09:13:11.972	
12 -	38.612	25.490	1:04.102 (1)	67.83		09:14:16.074	

P17 48		Shaun WALLIS		Suzuki - Watling Tyres			
IDEAL LAP TIME : 1:04.291		BEST LAP TIME : 1:04.315		DIFFERENCE : 0.024			
LAP	SECTOR 1	SECTOR 2	LAP TIME	MPH	DIFF	TIME OF DAY	
1 -	44.827	28.788	1:13.615	59.07	9.300	09:01:58.792	
2 -	41.809	26.996	1:08.805	63.20	4.490	09:03:07.597	
3 -	40.451	26.330	1:06.781	65.11	2.466	09:04:14.378	
4 -	39.928	26.267	1:06.195	65.69	1.880	09:05:20.573	
5 -	39.792	25.947	1:05.739	66.14	1.424	09:06:26.312	
6 -	39.061	25.871	1:04.932	66.97	0.617	09:07:31.244	
7 -	39.142	25.606	1:04.748 (2)	67.16	0.433	09:08:35.992	
8 -	39.940	25.784	1:05.724	66.16	1.409	09:09:41.716	
9 -	39.811	25.756	1:05.567	66.32	1.252	09:10:47.283	
10 -	39.008	25.919	1:04.927 (3)	66.97	0.612	09:11:52.210	
11 -	39.191	25.784	1:04.975	66.92	0.660	09:12:57.185	
12 -	39.032	25.283	1:04.315 (1)	67.61		09:14:01.500	

P18 25		Harrison DAY		Suzuki -			
IDEAL LAP TIME : 1:04.127		BEST LAP TIME : 1:04.373		DIFFERENCE : 0.246			
LAP	SECTOR 1	SECTOR 2	LAP TIME	MPH	DIFF	TIME OF DAY	
1 -	45.057	28.383	1:13.440	59.21	9.067	09:02:00.170	
2 -	42.370	27.386	1:09.756	62.34	5.383	09:03:09.926	
3 -	39.681	26.159	1:05.840	66.04	1.467	09:04:15.766	
4 -	39.774	26.136	1:05.910	65.97	1.537	09:05:21.676	
5 -	39.840	25.929	1:05.769	66.11	1.396	09:06:27.445	
6 -	39.230	25.730	1:04.960	66.94	0.587	09:07:32.405	
7 -	39.140	25.665	1:04.805 (3)	67.10	0.432	09:08:37.210	
8 -	39.503	25.891	1:05.394	66.49	1.021	09:09:42.604	
9 -	40.082	25.616	1:05.698	66.19	1.325	09:10:48.302	
10 -	39.054	25.423	1:04.477 (2)	67.44	0.104	09:11:52.779	
11 -	39.385	25.530	1:04.915	66.98	0.542	09:12:57.694	
12 -	39.300	25.073	1:04.373 (1)	67.55		09:14:02.067	

P19 23		Claire BECKETT		Suzuki - Cowpers Oak			
IDEAL LAP TIME : 1:05.214		BEST LAP TIME : 1:05.214		DIFFERENCE : 0.000			
LAP	SECTOR 1	SECTOR 2	LAP TIME	MPH	DIFF	TIME OF DAY	
1 -	45.722	29.153	1:14.875	58.07	9.661	09:01:58.694	
2 -	43.397	27.571	1:10.968	61.27	5.754	09:03:09.662	
3 -	42.250	27.712	1:09.962	62.15	4.748	09:04:19.624	
4 -	42.315	27.283	1:09.598	62.48	4.384	09:05:29.222	
5 -	40.723	27.422	1:08.145	63.81	2.931	09:06:37.367	
6 -	42.028	27.198	1:09.226	62.81	4.012	09:07:46.593	
7 -	40.431	26.351	1:06.782	65.11	1.568	09:08:53.375	
8 -	39.723	26.132	1:05.855 (2)	66.03	0.641	09:09:59.230	
9 -	39.360	25.854	1:05.214 (1)	66.68		09:11:04.444	

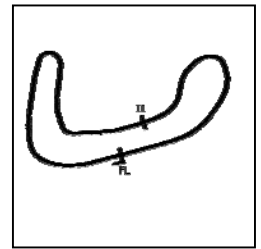
Weather / Track : Cloudy / Wet

Brands Hatch Indy
Circuit Length = 1.2079 miles
Start: 09:00 Flag 09:13 End: 09:14

BMCRC - MRO Championships 2018 - Rnd 1 @ Brands Hatch Indy

MRO Minitwins

QUALIFYING - SECTOR ANALYSIS



SECTOR 1 = FL to I1, SECTOR 2 = I1 to FL, DIFF = Difference To Personal Best Lap, P = Crossed Finish Line in Pit Lane, D = Time Disallowed

10 -	40.925	27.968	1:08.893	63.12	3.679	09:12:13.337
11 -	40.159	26.388	1:06.547 (3)	65.34	1.333	09:13:19.884
12 -	44.214	27.459	1:11.673	60.67	6.459	09:14:31.557

P20	54	Adam JAMISON	Suzuki - AJ Racing			
IDEAL LAP TIME : 1:05.263		BEST LAP TIME : 1:05.327	DIFFERENCE : 0.064			
LAP	SECTOR 1	SECTOR 2	LAP TIME	MPH	DIFF	TIME OF DAY
1 -	42.747	27.393	1:10.140	61.99	4.813	09:01:48.510
2 -	40.961	26.905	1:07.866	64.07	2.539	09:02:56.376
3 -	39.543	26.061	1:05.604 (3)	66.28	0.277	09:04:01.980
4 -	39.304	26.023	1:05.327 (1)	66.56		09:05:07.307
5 -	39.418	25.959	1:05.377 (2)	66.51	0.050	09:06:12.684

P21	84	Ricardo BRANCO	Suzuki - IMP Racing			
IDEAL LAP TIME : 1:06.320		BEST LAP TIME : 1:06.338	DIFFERENCE : 0.018			
LAP	SECTOR 1	SECTOR 2	LAP TIME	MPH	DIFF	TIME OF DAY
1 -	45.051	28.159	1:13.210	59.39	6.872	09:02:07.974
2 -	42.684	28.378	1:11.062	61.19	4.724	09:03:19.036
3 -	42.521	27.290	1:09.811	62.29	3.473	09:04:28.847
4 -	41.334	27.537	1:08.871	63.14	2.533	09:05:37.718
5 -	40.641	27.466	1:08.107	63.84	1.769	09:06:45.825
6 -	40.580	27.246	1:07.826	64.11	1.488	09:07:53.651
7 -	40.133	26.496	1:06.629 (3)	65.26	0.291	09:09:00.280
8 -	40.288	26.336	1:06.624 (2)	65.27	0.286	09:10:06.904
9 -	40.565	26.505	1:07.070	64.83	0.732	09:11:13.974
10 -	40.151	26.187	1:06.338 (1)	65.55		09:12:20.312
11 -	40.601	26.876	1:07.477	64.44	1.139	09:13:27.789
12 -	41.143	26.554	1:07.697	64.23	1.359	09:14:35.486

P22	43	Robert DAVIE	Suzuki -			
IDEAL LAP TIME : 1:06.252		BEST LAP TIME : 1:06.482	DIFFERENCE : 0.230			
LAP	SECTOR 1	SECTOR 2	LAP TIME	MPH	DIFF	TIME OF DAY
1 -	47.300	30.328	1:17.628	56.01	11.146	09:02:01.930
2 -	45.825	29.472	1:15.297	57.75	8.815	09:03:17.227
3 -	46.867	29.261	1:16.128	57.12	9.646	09:04:33.355
4 -	43.462	27.784	1:11.246	61.03	4.764	09:05:44.601
5 -	42.455	27.248	1:09.703	62.38	3.221	09:06:54.304
6 -	41.393	26.992	1:08.385	63.59	1.903	09:08:02.689
7 -	41.480	26.813	1:08.293	63.67	1.811	09:09:10.982
8 -	41.144	26.448	1:07.592	64.33	1.110	09:10:18.574
9 -	40.484	26.544	1:07.028 (2)	64.87	0.546	09:11:25.602
10 -	40.649	26.405	1:07.054 (3)	64.85	0.572	09:12:32.656
11 -	40.420	26.722	1:07.142	64.76	0.660	09:13:39.798
12 -	40.650	25.832	1:06.482 (1)	65.41		09:14:46.280

P23	113	Sam ELKINS	Suzuki - Me Old Man			
IDEAL LAP TIME : 1:06.837		BEST LAP TIME : 1:06.952	DIFFERENCE : 0.115			
LAP	SECTOR 1	SECTOR 2	LAP TIME	MPH	DIFF	TIME OF DAY
1 -	45.426	27.927	1:13.353	59.28	6.401	09:02:15.340
2 -	40.925	26.988	1:07.913	64.03	0.961	09:03:23.253
3 -	41.313	27.713	1:09.026	62.99	2.074	09:04:32.279
4 -	40.300	26.652	1:06.952 (1)	64.95		09:05:39.231
5 -	40.185	27.567	1:07.752 (3)	64.18	0.800	09:06:46.983
6 -	40.499	26.946	1:07.445 (2)	64.47	0.493	09:07:54.428
7 -	40.571	27.425	1:07.996	63.95	1.044	09:09:02.424

P24	57	Ludo FORRER	Suzuki - TAG Aviation			
IDEAL LAP TIME : 1:06.843		BEST LAP TIME : 1:07.020	DIFFERENCE : 0.177			
LAP	SECTOR 1	SECTOR 2	LAP TIME	MPH	DIFF	TIME OF DAY

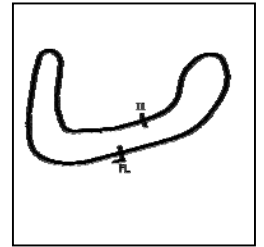
Weather / Track : Cloudy / Wet

Brands Hatch Indy
Circuit Length = 1.2079 miles
Start: 09:00 Flag 09:13 End: 09:14

BMCRC - MRO Championships 2018 - Rnd 1 @ Brands Hatch Indy

MRO Minitwins

QUALIFYING - SECTOR ANALYSIS



SECTOR 1 = FL to I1, SECTOR 2 = I1 to FL, DIFF = Difference To Personal Best Lap, P = Crossed Finish Line in Pit Lane, D = Time Disallowed

1 -	45.167	28.696	1:13.863	58.87	6.843	09:02:09.229
2 -	42.055	27.936	1:09.991	62.13	2.971	09:03:19.220
3 -	41.023	26.924	1:07.947	63.99	0.927	09:04:27.167
4 -	40.953	26.954	1:07.907	64.03	0.887	09:05:35.074
5 -	40.173	26.847	1:07.020 (1)	64.88		09:06:42.094
6 -	40.295	26.828	1:07.123 (2)	64.78	0.103	09:07:49.217
7 -	40.664	26.911	1:07.575	64.35	0.555	09:08:56.792
8 -	40.142	27.055	1:07.197 (3)	64.71	0.177	09:10:03.989
9 -	40.578	26.784	1:07.362	64.55	0.342	09:11:11.351
10 -	40.818	27.380	1:08.198	63.76	1.178	09:12:19.549
11 -	40.749	27.165	1:07.914	64.03	0.894	09:13:27.463
12 -	40.804	26.701	1:07.505	64.41	0.485	09:14:34.968

P25 444		Mark WILLIAMS		Suzuki - Universal Motorcycle Training			
IDEAL LAP TIME : 1:08.244		BEST LAP TIME : 1:08.654		DIFFERENCE : 0.410			
LAP	SECTOR 1	SECTOR 2	LAP TIME	MPH	DIFF	TIME OF DAY	
1 -	46.766	29.101	1:15.867	57.31	7.213	09:02:05.189	
2 -	42.903	28.629	1:11.532	60.79	2.878	09:03:16.721	
3 -	41.484	28.229	1:09.713 (2)	62.37	1.059	09:04:26.434	
4 -	42.027	27.795	1:09.822 (3)	62.28	1.168	09:05:36.256	
5 -	41.512	27.142	1:08.654 (1)	63.34		09:06:44.910	

P26 134		Adam WILSON		Suzuki -			
IDEAL LAP TIME : 1:10.734		BEST LAP TIME : 1:11.077		DIFFERENCE : 0.343			
LAP	SECTOR 1	SECTOR 2	LAP TIME	MPH	DIFF	TIME OF DAY	
1 -	OUTLAP	31.410	1:26.692	50.16	15.615	09:07:07.544	
2 -	47.645	30.139	1:17.784	55.90	6.707	09:08:25.328	
3 -	46.210	29.278	1:15.488	57.60	4.411	09:09:40.816	
4 -	45.965	28.843	1:14.808	58.13	3.731	09:10:55.624	
5 -	44.392	28.162	1:12.554 (3)	59.93	1.477	09:12:08.178	
6 -	43.180	27.897	1:11.077 (1)	61.18		09:13:19.255	
7 -	44.267	27.554	1:11.821 (2)	60.54	0.744	09:14:31.076	

P27 24		Stuart RAYNER		Suzuki -			
IDEAL LAP TIME : 1:12.041		BEST LAP TIME : 1:12.041		DIFFERENCE : 0.000			
LAP	SECTOR 1	SECTOR 2	LAP TIME	MPH	DIFF	TIME OF DAY	
1 -	47.903	29.403	1:17.306	56.25	5.265	09:02:19.520	
2 -	45.558	29.550	1:15.108	57.89	3.067	09:03:34.628	
3 -	46.516	29.533	1:16.049	57.18	4.008	09:04:50.677	
4 -	45.134	29.392	1:14.526	58.35	2.485	09:06:05.203	
5 -	46.180	28.814	1:14.994	57.98	2.953	09:07:20.197	
6 -	44.006	29.126	1:13.132 (3)	59.46	1.091	09:08:33.329	
7 -	44.504	29.429	1:13.933	58.81	1.892	09:09:47.262	
8 -	44.456	28.965	1:13.421	59.22	1.380	09:11:00.683	
9 -	44.158	28.629	1:12.787 (2)	59.74	0.746	09:12:13.470	
10 -	43.641	28.400	1:12.041 (1)	60.36		09:13:25.511	
11 -	44.697	29.031	1:13.728	58.98	1.687	09:14:39.239	

Weather / Track : Cloudy / Wet

Brands Hatch Indy
Circuit Length = 1.2079 miles
Start: 09:00 Flag 09:13 End: 09:14

BMCRC - MRO Championships 2018 - Rnd 1 @ Brands Hatch Indy

MRO Minitwins

QUALIFYING - BEST SECTORS

SECTOR 1			SECTOR 2			IDEAL / BEST COMPARISON						
POS	NO	NAME	TIME	NO	NAME	TIME	POS	NO	NAME	IDEAL	BEST	DIFF
									PERFECT LAP	59.208		
1	26	DAVIES	35.787	26	DAVIES	23.421	1	26	DAVIES	59.208	59.442	0.234
2	86	WITHERINGTON	35.839	86	WITHERINGTON	23.715	2	86	WITHERINGTON	59.554	59.554	0.000
3	19	LILLEY	35.870	777	WILLIAMS	23.945	3	777	WILLIAMS	1:00.001	1:00.249	0.248
4	777	WILLIAMS	36.056	155	HARRIS	24.132	4	19	LILLEY	1:00.008	1:00.557	0.549
5	155	HARRIS	36.535	19	LILLEY	24.138	5	155	HARRIS	1:00.667	1:00.687	0.020
6	74	SINGLETON	36.630	74	SINGLETON	24.143	6	74	SINGLETON	1:00.773	1:00.814	0.041
7	96	HARRIS	36.646	97	PACKHAM	24.187	7	96	HARRIS	1:01.066	1:01.172	0.106
8	90	WATSON	36.794	96	HARRIS	24.420	8	90	WATSON	1:01.338	1:01.433	0.095
9	20	TOUCEDA	37.015	20	TOUCEDA	24.462	9	20	TOUCEDA	1:01.477	1:01.477	0.000
10	101	BARNES	37.235	101	BARNES	24.493	10	97	PACKHAM	1:01.522	1:01.522	0.000
11	97	PACKHAM	37.335	90	WATSON	24.544	11	101	BARNES	1:01.728	1:01.728	0.000
12	81	MAY	37.803	81	MAY	24.678	12	81	MAY	1:02.481	1:02.481	0.000
13	13	GREEN	37.999	50	ROBSON	24.843	13	50	ROBSON	1:03.054	1:03.054	0.000
14	50	ROBSON	38.211	25	DAY	25.073	14	13	GREEN	1:03.131	1:03.143	0.012
15	76	RODGERS	38.304	76	RODGERS	25.080	15	76	RODGERS	1:03.384	1:03.384	0.000
16	16	LANSDELL	38.612	13	GREEN	25.132	16	16	LANSDELL	1:04.102	1:04.102	0.000
17	48	WALLIS	39.008	48	WALLIS	25.283	17	25	DAY	1:04.127	1:04.373	0.246
18	25	DAY	39.054	16	LANSDELL	25.490	18	48	WALLIS	1:04.291	1:04.315	0.024
19	54	JAMISON	39.304	43	DAVIE	25.832	19	23	BECKETT	1:05.214	1:05.214	0.000
20	23	BECKETT	39.360	23	BECKETT	25.854	20	54	JAMISON	1:05.263	1:05.327	0.064
21	84	BRANCO	40.133	54	JAMISON	25.959	21	43	DAVIE	1:06.252	1:06.482	0.230
22	57	FORRER	40.142	84	BRANCO	26.187	22	84	BRANCO	1:06.320	1:06.338	0.018
23	113	ELKINS	40.185	113	ELKINS	26.652	23	113	ELKINS	1:06.837	1:06.952	0.115
24	43	DAVIE	40.420	57	FORRER	26.701	24	57	FORRER	1:06.843	1:07.020	0.177
25	444	WILLIAMS	41.102	444	WILLIAMS	27.142	25	444	WILLIAMS	1:08.244	1:08.654	0.410
26	134	WILSON	43.180	134	WILSON	27.554	26	134	WILSON	1:10.734	1:11.077	0.343
27	24	RAYNER	43.641	24	RAYNER	28.400	27	24	RAYNER	1:12.041	1:12.041	0.000

Weather / Track : Cloudy / Wet

Results can be found at www.tsl-timing.com

Brands Hatch Indy
 Circuit Length = 1.2079 miles
 Start: 09:00 Flag 09:13 End: 09:14

Printed - 09:15 Saturday, 10 March 2018

BMCRC - MRO Championships 2018 - Rnd 1 @ Brands Hatch Indy



MRO Minitwins

RACE 1 - GRID (10 Laps)

ROW 10	29	118 James PLUMMER	28	87 Eddie DALY
ROW 9	27	1:12.041 24 Stuart RAYNER	26	1:11.077 134 Adam WILSON
			25	1:08.654 444 Mark WILLIAMS
ROW 8	24	1:07.020 57 Ludo FORRER	23	1:06.952 113 Sam ELKINS
			22	1:06.482 43 Robert DAVIE
ROW 7	21	1:06.338 84 Ricardo BRANCO	20	1:05.327 54 Adam JAMISON
			19	1:05.214 23 Claire BECKETT
ROW 6	18	1:04.373 25 Harrison DAY	17	1:04.315 48 Shaun WALLIS
			16	1:04.102 16 Geoff LANSDELL
ROW 5	15	1:03.384 76 Phillip RODGERS	14	1:03.143 13 Wil GREEN
			13	1:03.054 50 Paul ROBSON
ROW 4	12	1:02.481 81 Malvern MAY	11	1:01.728 101 Jon BARNES
			10	1:01.522 97 Jake PACKHAM
ROW 3	9	1:01.477 20 Jose TOUCEDA	8	1:01.433 90 Edward WATSON
			7	1:01.172 96 Dan HARRIS
ROW 2	6	1:00.814 74 Daniel SINGLETON	5	1:00.687 155 Richard HARRIS
			4	1:00.557 19 Kevin LILLEY
ROW 1	3	1:00.249 777 Mason WILLIAMS	2	59.554 86 Paul WITHERINGTON
			1	59.442 26 Glynn DAVIES
				Pole

Brands Hatch Indy
Circuit Length = 1.2079 miles

These results are provisional until the conclusion of any judicial and technical matters.

Clerk Of Course :	Timekeeper :
-------------------	--------------

Results can be found at www.tsl-timing.com

Printed - 09:16 Saturday, 10 March 2018



BMCRC - MRO Championships 2018 - Rnd 1 @ Brands Hatch Indy



MRO Minitwins

RACE 1 - CLASSIFICATION

POS	NO	NAME	ENTRY	LAPS	TIME	GAP	DIFF	MPH	BEST	ON
1	26	Glynn DAVIES	Suzuki -	10	9:24.039			77.09	55.041	9
2	74	Daniel SINGLETON	Suzuki - me	10	9:30.148	6.109	6.109	76.27	55.476	5
3	777	Mason WILLIAMS	Suzuki - MoreMoto	10	9:31.426	7.387	1.278	76.10	56.138	7
4	86	Paul WITHERINGTON	Suzuki - P&R plumbing	10	9:40.200	16.161	8.774	74.94	56.570	5
5	97	Jake PACKHAM	Suzuki -	10	9:42.340	18.301	2.140	74.67	57.090	6
6	19	Kevin LILLEY	Suzuki - Vanson Leathers	10	9:46.971	22.932	4.631	74.08	56.898	10
7	90	Edward WATSON	Suzuki - TEA Time Racing & Motorsportdays.com	10	9:47.555	23.516	0.584	74.01	57.588	10
8	13	Wil GREEN	Suzuki - Faith Fueled Racing	10	9:53.854	29.815	6.299	73.22	57.606	10
9	444	Mark WILLIAMS	Suzuki - Universal Motorcycle Training	10	9:54.255	30.216	0.401	73.17	56.184	6
10	101	Jon BARNES	Suzuki - Holder Tree Services	10	9:57.356	33.317	3.101	72.79	57.968	10
11	155	Richard HARRIS	Suzuki - HP Racing	10	9:57.780	33.741	0.424	72.74	58.283	10
12	81	Malvern MAY	Suzuki -	10	9:58.424	34.385	0.644	72.66	57.937	4
13	50	Paul ROBSON	Suzuki -	10	9:59.979	35.940	1.555	72.47	58.164	10
14	96	Dan HARRIS	Suzuki - HP Racing	10	10:00.138	36.099	0.159	72.45	58.282	9
15	20	Jose TOUCEDA	Suzuki - Cell2	10	10:03.790	39.751	3.652	72.02	58.813	3
16	48	Shaun WALLIS	Suzuki - Walling Tyres	10	10:05.204	41.165	1.414	71.85	58.667	3
17	23	Claire BECKETT	Suzuki - Cowpers Oak	10	10:15.559	51.520	10.355	70.64	1:00.396	10
18	57	Ludo FORRER	Suzuki - TAG Aviation	10	10:18.585	54.546	3.026	70.29	59.534	10
19	113	Sam ELKINS	Suzuki - Me Old Man	10	10:20.335	56.296	1.750	70.10	59.737	9
20	76	Phillip RODGERS	Suzuki -	10	10:24.004	59.965	3.669	69.68	1:00.237	9
21	25	Harrison DAY	Suzuki -	9	9:25.696	1 Lap	1 Lap	69.18	59.911	9
22	84	Ricardo BRANCO	Suzuki - IMP Racing	9	9:26.373	1 Lap	0.677	69.10	1:00.235	9
23	43	Robert DAVIE	Suzuki -	9	9:26.928	1 Lap	0.555	69.03	1:00.168	9
24	87	Eddie DALY	Suzuki -	9	9:27.909	1 Lap	0.981	68.91	1:00.747	9
25	16	Geoff LANSDELL	Suzuki - EPG Domestic	9	9:29.566	1 Lap	1.657	68.71	1:01.455	4
26	134	Adam WILSON	Suzuki -	9	9:49.303	1 Lap	19.737	66.41	1:03.621	9
27	24	Stuart RAYNER	Suzuki -	9	10:25.043	1 Lap	35.740	62.61	1:07.052	2

FASTEST LAP

26	Glynn DAVIES	Suzuki -	9	55.041	79.00 mph	127.14 kph
----	--------------	----------	---	--------	-----------	------------

92.5% of Race Speed = 71.30 mph

Weather / Track : Cloudy / Drying

These results are provisional until the conclusion of any judicial and technical matters.

Brands Hatch Indy

Circuit Length = 1.2079 miles

Start: 12:19 Flag 12:28 End: 12:29

Clerk Of Course :

Timekeeper :

Results can be found at www.tsl-timing.com

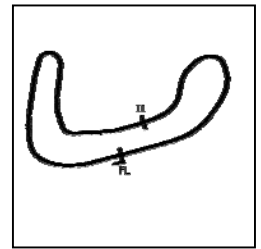
Printed - 12:39 Saturday, 10 March 2018



BMCRC - MRO Championships 2018 - Rnd 1 @ Brands Hatch Indy

MRO Minitwins

RACE 1 - SECTOR ANALYSIS



SECTOR 1 = FL to I1, SECTOR 2 = I1 to FL, DIFF = Difference To Personal Best Lap, P = Crossed Finish Line in Pit Lane, D = Time Disallowed

P1 26		Glynn DAVIES		Suzuki -		
IDEAL LAP TIME : 55.041		BEST LAP TIME : 55.041		DIFFERENCE : 0.000		
LAP	SECTOR 1	SECTOR 2	LAP TIME	MPH	DIFF	TIME OF DAY
1 -		22.602	1:00.655	71.69	5.614	12:20:23.383
2 -	33.409	22.904	56.313	77.22	1.272	12:21:19.696
3 -	33.672	22.784	56.456	77.02	1.415	12:22:16.152
4 -	33.717	22.499	56.216	77.35	1.175	12:23:12.368
5 -	33.509	22.317	55.826	77.89	0.785	12:24:08.194
6 -	33.823	22.318	56.141	77.45	1.100	12:25:04.335
7 -	33.121	22.281	55.402 (2)	78.49	0.361	12:25:59.737
8 -	33.448	22.211	55.659 (3)	78.12	0.618	12:26:55.396
9 -	32.914	22.127	55.041 (1)	79.00		12:27:50.437
10 -	34.148	22.182	56.330	77.19	1.289	12:28:46.767

P2 74		Daniel SINGLETON		Suzuki - me		
IDEAL LAP TIME : 55.376		BEST LAP TIME : 55.476		DIFFERENCE : 0.100		
LAP	SECTOR 1	SECTOR 2	LAP TIME	MPH	DIFF	TIME OF DAY
1 -		23.154	1:04.011	67.93	8.535	12:20:26.739
2 -	34.561	23.047	57.608	75.48	2.132	12:21:24.347
3 -	34.029	22.599	56.628	76.79	1.152	12:22:20.975
4 -	33.483	22.074	55.557 (2)	78.27	0.081	12:23:16.532
5 -	33.302	22.174	55.476 (1)	78.38		12:24:12.008
6 -	33.480	22.788	56.268	77.28	0.792	12:25:08.276
7 -	33.643	22.212	55.855 (3)	77.85	0.379	12:26:04.131
8 -	33.860	22.244	56.104	77.50	0.628	12:27:00.235
9 -	34.345	22.357	56.702	76.69	1.226	12:27:56.937
10 -	33.632	22.307	55.939	77.73	0.463	12:28:52.876

P3 777		Mason WILLIAMS		Suzuki - MoreMoto		
IDEAL LAP TIME : 56.100		BEST LAP TIME : 56.138		DIFFERENCE : 0.038		
LAP	SECTOR 1	SECTOR 2	LAP TIME	MPH	DIFF	TIME OF DAY
1 -		22.942	1:02.812	69.23	6.674	12:20:25.540
2 -	34.222	22.727	56.949	76.35	0.811	12:21:22.489
3 -	33.999	22.611	56.610	76.81	0.472	12:22:19.099
4 -	33.849	22.685	56.534	76.92	0.396	12:23:15.633
5 -	33.950	22.397	56.347	77.17	0.209	12:24:11.980
6 -	33.772	23.181	56.953	76.35	0.815	12:25:08.933
7 -	33.781	22.357	56.138 (1)	77.46		12:26:05.071
8 -	33.966	22.632	56.598	76.83	0.460	12:27:01.669
9 -	33.759	22.550	56.309 (3)	77.22	0.171	12:27:57.978
10 -	33.743	22.433	56.176 (2)	77.41	0.038	12:28:54.154

P4 86		Paul WITHERINGTON		Suzuki - P&R plumbing		
IDEAL LAP TIME : 56.570		BEST LAP TIME : 56.570		DIFFERENCE : 0.000		
LAP	SECTOR 1	SECTOR 2	LAP TIME	MPH	DIFF	TIME OF DAY
1 -		23.433	1:02.883	69.15	6.313	12:20:25.611
2 -	34.666	22.683	57.349	75.82	0.779	12:21:22.960
3 -	34.136	22.560	56.696 (2)	76.70	0.126	12:22:19.656
4 -	34.039	22.804	56.843 (3)	76.50	0.273	12:23:16.499
5 -	34.017	22.553	56.570 (1)	76.87		12:24:13.069
6 -	34.302	22.943	57.245	75.96	0.675	12:25:10.314
7 -	34.288	22.960	57.248	75.96	0.678	12:26:07.562
8 -	34.465	22.720	57.185	76.04	0.615	12:27:04.747
9 -	34.842	23.178	58.020	74.95	1.450	12:28:02.767
10 -	35.599	24.562	1:00.161	72.28	3.591	12:29:02.928

P5 97		Jake PACKHAM		Suzuki -		
IDEAL LAP TIME : 56.947		BEST LAP TIME : 57.090		DIFFERENCE : 0.143		
LAP	SECTOR 1	SECTOR 2	LAP TIME	MPH	DIFF	TIME OF DAY

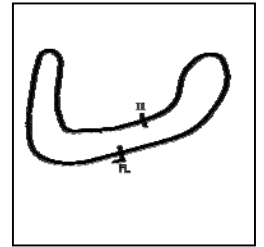
Weather / Track : Cloudy / Drying

Brands Hatch Indy
Circuit Length = 1.2079 miles
Start: 12:19 Flag 12:28 End: 12:29

BMCRC - MRO Championships 2018 - Rnd 1 @ Brands Hatch Indy

MRO Minitwins

RACE 1 - SECTOR ANALYSIS



SECTOR 1 = FL to I1, SECTOR 2 = I1 to FL, DIFF = Difference To Personal Best Lap, P = Crossed Finish Line in Pit Lane, D = Time Disallowed

Lap	Time	Diff	MPH	Time of Day
1 -	23.693		66.56	12:20:28.053
2 -	34.912	22.938	75.17	12:21:25.903
3 -	34.714	23.108	75.20	12:22:23.725
4 -	34.381	22.921	75.88	12:23:21.027
5 -	34.626	22.687	75.87	12:24:18.340
6 -	34.396	22.694	76.17	12:25:15.430
7 -	34.648	22.897	75.56	12:26:12.975
8 -	34.567	22.614	76.04	12:27:10.156
9 -	34.333	23.163	75.63	12:28:07.652
10 -	34.366	23.050	75.73	12:29:05.068

P6 19 Kevin LILLEY		Suzuki - Vanson Leathers				
IDEAL LAP TIME : 56.898	BEST LAP TIME : 56.898	DIFFERENCE : 0.000				
LAP	SECTOR 1	SECTOR 2	LAP TIME	MPH	DIFF	TIME OF DAY

1 -		23.709	1:04.906	66.99	8.008	12:20:27.634
2 -	34.935	23.373	58.308	74.57	1.410	12:21:25.942
3 -	35.117	23.030	58.147	74.78	1.249	12:22:24.089
4 -	34.657	22.989	57.646	(2) 75.43	0.748	12:23:21.735
5 -	34.884	23.226	58.110	74.83	1.212	12:24:19.845
6 -	34.949	23.272	58.221	74.69	1.323	12:25:18.066
7 -	34.661	24.232	58.893	73.83	1.995	12:26:16.959
8 -	34.937	23.167	58.104	74.84	1.206	12:27:15.063
9 -	34.823	22.915	57.738	(3) 75.31	0.840	12:28:12.801
10 -	34.096	22.802	56.898	(1) 76.42		12:29:09.699

P7 90 Edward WATSON		Suzuki - TEA Time Racing & Motorsportdays.com				
IDEAL LAP TIME : 57.561	BEST LAP TIME : 57.588	DIFFERENCE : 0.027				
LAP	SECTOR 1	SECTOR 2	LAP TIME	MPH	DIFF	TIME OF DAY

1 -		23.632	1:04.561	67.35	6.973	12:20:27.289
2 -	35.066	23.414	58.480	74.36	0.892	12:21:25.769
3 -	34.741	23.280	58.021	74.94	0.433	12:22:23.790
4 -	34.882	23.180	58.062	74.89	0.474	12:23:21.852
5 -	34.539	23.188	57.727	(2) 75.33	0.139	12:24:19.579
6 -	35.138	23.205	58.343	74.53	0.755	12:25:17.922
7 -	34.665	24.186	58.851	73.89	1.263	12:26:16.773
8 -	34.700	23.418	58.118	74.82	0.530	12:27:14.891
9 -	34.707	23.097	57.804	(3) 75.23	0.216	12:28:12.695
10 -	34.566	23.022	57.588	(1) 75.51		12:29:10.283

P8 13 Wil GREEN		Suzuki - Faith Fueled Racing				
IDEAL LAP TIME : 57.538	BEST LAP TIME : 57.606	DIFFERENCE : 0.068				
LAP	SECTOR 1	SECTOR 2	LAP TIME	MPH	DIFF	TIME OF DAY

1 -		24.174	1:06.643	65.25	9.037	12:20:29.371
2 -	35.653	23.550	59.203	73.45	1.597	12:21:28.574
3 -	35.121	23.277	58.398	74.46	0.792	12:22:26.972
4 -	35.411	23.053	58.464	74.38	0.858	12:23:25.436
5 -	34.531	23.086	57.617	(2) 75.47	0.011	12:24:23.053
6 -	35.295	23.514	58.809	73.94	1.203	12:25:21.862
7 -	37.130	23.500	1:00.630	71.72	3.024	12:26:22.492
8 -	35.350	23.111	58.461	74.38	0.855	12:27:20.953
9 -	34.822	23.201	58.023	(3) 74.94	0.417	12:28:18.976
10 -	34.485	23.121	57.606	(1) 75.48		12:29:16.582

P9 444 Mark WILLIAMS		Suzuki - Universal Motorcycle Training				
IDEAL LAP TIME : 55.802	BEST LAP TIME : 56.184	DIFFERENCE : 0.382				
LAP	SECTOR 1	SECTOR 2	LAP TIME	MPH	DIFF	TIME OF DAY

1 -		25.642	1:12.140	60.27	15.956	12:20:34.868
2 -	37.601	24.158	1:01.759	70.41	5.575	12:21:36.627
3 -	35.681	23.447	59.128	73.54	2.944	12:22:35.755
4 -	34.775	24.093	58.868	73.87	2.684	12:23:34.623

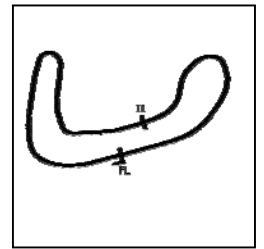
Weather / Track : Cloudy / Drying

Brands Hatch Indy
Circuit Length = 1.2079 miles
Start: 12:19 Flag 12:28 End: 12:29

BMCRC - MRO Championships 2018 - Rnd 1 @ Brands Hatch Indy

MRO Minitwins

RACE 1 - SECTOR ANALYSIS



SECTOR 1 = FL to I1, SECTOR 2 = I1 to FL, DIFF = Difference To Personal Best Lap, P = Crossed Finish Line in Pit Lane, D = Time Disallowed

5 -	34.419	22.510	56.929 (3)	76.38	0.745	12:24:31.552
6 -	33.489	22.695	56.184 (1)	77.39		12:25:27.736
7 -	34.415	22.535	56.950	76.35	0.766	12:26:24.686
8 -	35.386	23.218	58.604	74.20	2.420	12:27:23.290
9 -	34.683	22.493	57.176	76.05	0.992	12:28:20.466
10 -	34.204	22.313	56.517 (2)	76.94	0.333	12:29:16.983

P10 101		Jon BARNES		Suzuki - Holder Tree Services		
IDEAL LAP TIME : 57.968		BEST LAP TIME : 57.968		DIFFERENCE : 0.000		
LAP	SECTOR 1	SECTOR 2	LAP TIME	MPH	DIFF	TIME OF DAY

1 -		24.251	1:07.467	64.45	9.499	12:20:30.195
2 -	36.710	23.803	1:00.513	71.86	2.545	12:21:30.708
3 -	35.780	23.267	59.047	73.64	1.079	12:22:29.755
4 -	35.566	23.005	58.571	74.24	0.603	12:23:28.326
5 -	35.295	23.590	58.885	73.84	0.917	12:24:27.211
6 -	35.376	23.017	58.393 (2)	74.47	0.425	12:25:25.604
7 -	35.272	23.399	58.671	74.11	0.703	12:26:24.275
8 -	36.106	23.171	59.277	73.36	1.309	12:27:23.552
9 -	35.222	23.342	58.564 (3)	74.25	0.596	12:28:22.116
10 -	35.068	22.900	57.968 (1)	75.01		12:29:20.084

P11 155		Richard HARRIS		Suzuki - HP Racing		
IDEAL LAP TIME : 58.283		BEST LAP TIME : 58.283		DIFFERENCE : 0.000		
LAP	SECTOR 1	SECTOR 2	LAP TIME	MPH	DIFF	TIME OF DAY

1 -		23.999	1:05.444	66.44	7.161	12:20:28.172
2 -	35.841	23.433	59.274	73.36	0.991	12:21:27.446
3 -	35.511	23.758	59.269	73.37	0.986	12:22:26.715
4 -	36.407	23.510	59.917	72.57	1.634	12:23:26.632
5 -	35.420	23.376	58.796 (3)	73.96	0.513	12:24:25.428
6 -	35.372	23.333	58.705 (2)	74.07	0.422	12:25:24.133
7 -	35.608	23.717	59.325	73.30	1.042	12:26:23.458
8 -	36.256	23.368	59.624	72.93	1.341	12:27:23.082
9 -	36.142	23.001	59.143	73.52	0.860	12:28:22.225
10 -	35.317	22.966	58.283 (1)	74.61		12:29:20.508

P12 81		Malvern MAY		Suzuki -		
IDEAL LAP TIME : 57.937		BEST LAP TIME : 57.937		DIFFERENCE : 0.000		
LAP	SECTOR 1	SECTOR 2	LAP TIME	MPH	DIFF	TIME OF DAY

1 -		24.153	1:08.090	63.86	10.153	12:20:30.818
2 -	36.575	23.516	1:00.091	72.36	2.154	12:21:30.909
3 -	35.691	23.501	59.192	73.46	1.255	12:22:30.101
4 -	35.039	22.898	57.937 (1)	75.05		12:23:28.038
5 -	35.535	23.443	58.978	73.73	1.041	12:24:27.016
6 -	35.210	23.172	58.382 (3)	74.48	0.445	12:25:25.398
7 -	35.514	23.113	58.627	74.17	0.690	12:26:24.025
8 -	36.600	23.171	59.771	72.75	1.834	12:27:23.796
9 -	35.276	23.102	58.378 (2)	74.49	0.441	12:28:22.174
10 -	35.705	23.273	58.978	73.73	1.041	12:29:21.152

P13 50		Paul ROBSON		Suzuki -		
IDEAL LAP TIME : 57.784		BEST LAP TIME : 58.164		DIFFERENCE : 0.380		
LAP	SECTOR 1	SECTOR 2	LAP TIME	MPH	DIFF	TIME OF DAY

1 -		24.077	1:07.716	64.21	9.552	12:20:30.444
2 -	35.898	23.394	59.292	73.34	1.128	12:21:29.736
3 -	35.618	23.074	58.692 (3)	74.09	0.528	12:22:28.428
4 -	35.614	23.394	59.008	73.69	0.844	12:23:27.436
5 -	35.945	23.728	59.673	72.87	1.509	12:24:27.109
6 -	36.319	22.786	59.105	73.57	0.941	12:25:26.214
7 -	36.591	24.003	1:00.594	71.76	2.430	12:26:26.808
8 -	35.520	23.580	59.100	73.58	0.936	12:27:25.908

Weather / Track : Cloudy / Drying

Brands Hatch Indy
Circuit Length = 1.2079 miles
Start: 12:19 Flag 12:28 End: 12:29

BMCRC - MRO Championships 2018 - Rnd 1 @ Brands Hatch Indy

MRO Minitwins

RACE 1 - SECTOR ANALYSIS



SECTOR 1 = FL to I1, SECTOR 2 = I1 to FL, DIFF = Difference To Personal Best Lap, P = Crossed Finish Line in Pit Lane, D = Time Disallowed

9 -	35.483	23.152	58.635 (2)	74.16	0.471	12:28:24.543
10 -	34.998	23.166	58.164 (1)	74.76		12:29:22.707

P14 96		Dan HARRIS		Suzuki - HP Racing		
IDEAL LAP TIME : 58.074		BEST LAP TIME : 58.282		DIFFERENCE : 0.208		
LAP	SECTOR 1	SECTOR 2	LAP TIME	MPH	DIFF	TIME OF DAY
1 -		24.330	1:06.540	65.35	8.258	12:20:29.268
2 -	36.396	23.843	1:00.239	72.18	1.957	12:21:29.507
3 -	35.485	23.655	59.140	73.53	0.858	12:22:28.647
4 -	36.696	23.901	1:00.597	71.76	2.315	12:23:29.244
5 -	35.756	23.899	59.655	72.89	1.373	12:24:28.899
6 -	35.245	23.620	58.865	73.87	0.583	12:25:27.764
7 -	36.029	23.570	59.599	72.96	1.317	12:26:27.363
8 -	35.214	23.588	58.802 (3)	73.95	0.520	12:27:26.165
9 -	34.998	23.284	58.282 (1)	74.61		12:28:24.447
10 -	34.790	23.629	58.419 (2)	74.43	0.137	12:29:22.866

P15 20		Jose TOUCEDA		Suzuki - Cell2		
IDEAL LAP TIME : 58.351		BEST LAP TIME : 58.813		DIFFERENCE : 0.462		
LAP	SECTOR 1	SECTOR 2	LAP TIME	MPH	DIFF	TIME OF DAY
1 -		24.158	1:07.000	64.90	8.187	12:20:29.728
2 -	35.859	23.217	59.076	73.61	0.263	12:21:28.804
3 -	35.334	23.479	58.813 (1)	73.93		12:22:27.617
4 -	35.803	23.591	59.394	73.21	0.581	12:23:27.011
5 -	35.418	23.719	59.137	73.53	0.324	12:24:26.148
6 -	35.731	23.246	58.977 (3)	73.73	0.164	12:25:25.125
7 -	35.134	23.808	58.942 (2)	73.77	0.129	12:26:24.067
8 -	36.783	24.132	1:00.915	71.38	2.102	12:27:24.982
9 -	36.575	24.221	1:00.796	71.52	1.983	12:28:25.778
10 -	36.600	24.140	1:00.740	71.59	1.927	12:29:26.518

P16 48		Shaun WALLIS		Suzuki - Watling Tyres		
IDEAL LAP TIME : 58.583		BEST LAP TIME : 58.667		DIFFERENCE : 0.084		
LAP	SECTOR 1	SECTOR 2	LAP TIME	MPH	DIFF	TIME OF DAY
1 -		24.129	1:06.716	65.17	8.049	12:20:29.444
2 -	36.470	23.611	1:00.081	72.37	1.414	12:21:29.525
3 -	35.138	23.529	58.667 (1)	74.12		12:22:28.192
4 -	35.675	23.445	59.120 (2)	73.55	0.453	12:23:27.312
5 -	35.868	23.449	59.317 (3)	73.31	0.650	12:24:26.629
6 -	35.811	23.625	59.436	73.16	0.769	12:25:26.065
7 -	36.429	24.093	1:00.522	71.85	1.855	12:26:26.587
8 -	36.281	25.659	1:01.940	70.20	3.273	12:27:28.527
9 -	36.094	23.777	59.871	72.63	1.204	12:28:28.398
10 -	35.632	23.902	59.534	73.04	0.867	12:29:27.932

P17 23		Claire BECKETT		Suzuki - Cowpers Oak		
IDEAL LAP TIME : 1:00.128		BEST LAP TIME : 1:00.396		DIFFERENCE : 0.268		
LAP	SECTOR 1	SECTOR 2	LAP TIME	MPH	DIFF	TIME OF DAY
1 -		24.219	1:08.883	63.12	8.487	12:20:31.611
2 -	36.890	24.010	1:00.900	71.40	0.504	12:21:32.511
3 -	36.914	24.115	1:01.029	71.25	0.633	12:22:33.540
4 -	36.944	24.048	1:00.992	71.29	0.596	12:23:34.532
5 -	36.950	23.647	1:00.597	71.76	0.201	12:24:35.129
6 -	37.053	23.933	1:00.986	71.30	0.590	12:25:36.115
7 -	36.481	24.045	1:00.526 (3)	71.84	0.130	12:26:36.641
8 -	36.636	24.127	1:00.763	71.56	0.367	12:27:37.404
9 -	36.642	23.845	1:00.487 (2)	71.89	0.091	12:28:37.891
10 -	36.577	23.819	1:00.396 (1)	72.00		12:29:38.287

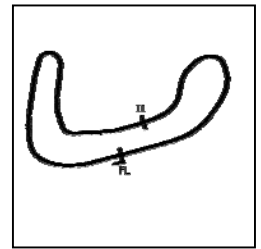
Weather / Track : Cloudy / Drying

Brands Hatch Indy
Circuit Length = 1.2079 miles
Start: 12:19 Flag 12:28 End: 12:29

BMCRC - MRO Championships 2018 - Rnd 1 @ Brands Hatch Indy

MRO Minitwins

RACE 1 - SECTOR ANALYSIS



SECTOR 1 = FL to I1, SECTOR 2 = I1 to FL, DIFF = Difference To Personal Best Lap, P = Crossed Finish Line in Pit Lane, D = Time Disallowed

P18 57		Ludo FORRER		Suzuki - TAG Aviation		
IDEAL LAP TIME : 59.534		BEST LAP TIME : 59.534		DIFFERENCE : 0.000		
LAP	SECTOR 1	SECTOR 2	LAP TIME	MPH	DIFF	TIME OF DAY
1 -		25.806	1:11.537	60.78	12.003	12:20:34.265
2 -	38.388	24.776	1:03.164	68.84	3.630	12:21:37.429
3 -	37.627	24.245	1:01.872	70.28	2.338	12:22:39.301
4 -	37.175	24.303	1:01.478	70.73	1.944	12:23:40.779
5 -	36.795	23.972	1:00.767	71.56	1.233	12:24:41.546
6 -	36.477	23.881	1:00.358	72.04	0.824	12:25:41.904
7 -	36.334	23.782	1:00.116	72.33	0.582	12:26:42.020
8 -	36.083	23.846	59.929 (3)	72.56	0.395	12:27:41.949
9 -	36.079	23.751	59.830 (2)	72.68	0.296	12:28:41.779
10 -	35.954	23.580	59.534 (1)	73.04		12:29:41.313

P19 113		Sam ELKINS		Suzuki - Me Old Man		
IDEAL LAP TIME : 59.336		BEST LAP TIME : 59.737		DIFFERENCE : 0.401		
LAP	SECTOR 1	SECTOR 2	LAP TIME	MPH	DIFF	TIME OF DAY
1 -		25.602	1:12.006	60.39	12.269	12:20:34.734
2 -	37.631	24.163	1:01.794	70.37	2.057	12:21:36.528
3 -	37.420	24.235	1:01.655	70.53	1.918	12:22:38.183
4 -	37.128	25.016	1:02.144	69.97	2.407	12:23:40.327
5 -	36.465	24.008	1:00.473 (3)	71.90	0.736	12:24:40.800
6 -	36.618	24.146	1:00.764	71.56	1.027	12:25:41.564
7 -	36.507	23.961	1:00.468 (2)	71.91	0.731	12:26:42.032
8 -	36.413	24.274	1:00.687	71.65	0.950	12:27:42.719
9 -	35.563	24.174	59.737 (1)	72.79		12:28:42.456
10 -	36.834	23.773	1:00.607	71.75	0.870	12:29:43.063

P20 76		Phillip RODGERS		Suzuki -		
IDEAL LAP TIME : 59.964		BEST LAP TIME : 1:00.237		DIFFERENCE : 0.273		
LAP	SECTOR 1	SECTOR 2	LAP TIME	MPH	DIFF	TIME OF DAY
1 -		25.270	1:11.226	61.05	10.989	12:20:33.954
2 -	37.620	24.877	1:02.497	69.58	2.260	12:21:36.451
3 -	37.813	24.309	1:02.122	70.00	1.885	12:22:38.573
4 -	37.274	24.686	1:01.960	70.18	1.723	12:23:40.533
5 -	38.367	24.465	1:02.832	69.21	2.595	12:24:43.365
6 -	36.910	24.218	1:01.128	71.13	0.891	12:25:44.493
7 -	36.338	24.203	1:00.541 (3)	71.82	0.304	12:26:45.034
8 -	36.420	23.980	1:00.400 (2)	71.99	0.163	12:27:45.434
9 -	36.259	23.978	1:00.237 (1)	72.19		12:28:45.671
10 -	35.986	25.075	1:01.061	71.21	0.824	12:29:46.732

P21 25		Harrison DAY		Suzuki -		
IDEAL LAP TIME : 59.911		BEST LAP TIME : 59.911		DIFFERENCE : 0.000		
LAP	SECTOR 1	SECTOR 2	LAP TIME	MPH	DIFF	TIME OF DAY
1 -		25.123	1:10.772	61.44	10.861	12:20:33.500
2 -	37.725	24.998	1:02.723	69.33	2.812	12:21:36.223
3 -	37.346	24.429	1:01.775	70.39	1.864	12:22:37.998
4 -	37.967	24.711	1:02.678	69.38	2.767	12:23:40.676
5 -	38.567	24.561	1:03.128	68.88	3.217	12:24:43.804
6 -	37.421	24.703	1:02.124	69.99	2.213	12:25:45.928
7 -	37.168	24.236	1:01.404 (3)	70.81	1.493	12:26:47.332
8 -	37.210	23.971	1:01.181 (2)	71.07	1.270	12:27:48.513
9 -	36.503	23.408	59.911 (1)	72.58		12:28:48.424

P22 84		Ricardo BRANCO		Suzuki - IMP Racing		
IDEAL LAP TIME : 1:00.235		BEST LAP TIME : 1:00.235		DIFFERENCE : 0.000		
LAP	SECTOR 1	SECTOR 2	LAP TIME	MPH	DIFF	TIME OF DAY
1 -		24.573	1:09.727	62.36	9.492	12:20:32.455

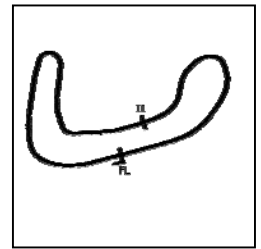
Weather / Track : Cloudy / Drying

Brands Hatch Indy
Circuit Length = 1.2079 miles
Start: 12:19 Flag 12:28 End: 12:29

BMCRC - MRO Championships 2018 - Rnd 1 @ Brands Hatch Indy

MRO Minitwins

RACE 1 - SECTOR ANALYSIS



SECTOR 1 = FL to I1, SECTOR 2 = I1 to FL, DIFF = Difference To Personal Best Lap, P = Crossed Finish Line in Pit Lane, D = Time Disallowed

2 -	37.442	25.054	1:02.496	69.58	2.261	12:21:34.951
3 -	37.342	25.111	1:02.453	69.63	2.218	12:22:37.404
4 -	37.632	25.172	1:02.804	69.24	2.569	12:23:40.208
5 -	38.458	24.889	1:03.347	68.64	3.112	12:24:43.555
6 -	37.443	24.764	1:02.207	69.90	1.972	12:25:45.762
7 -	37.902	24.281	1:02.183 (3)	69.93	1.948	12:26:47.945
8 -	36.877	24.044	1:00.921 (2)	71.38	0.686	12:27:48.866
9 -	36.679	23.556	1:00.235 (1)	72.19		12:28:49.101

P23 43		Robert DAVIE		Suzuki -		
IDEAL LAP TIME : 1:00.168		BEST LAP TIME : 1:00.168		DIFFERENCE : 0.000		
LAP	SECTOR 1	SECTOR 2	LAP TIME	MPH	DIFF	TIME OF DAY
1 -		25.224	1:12.402	60.06	12.234	12:20:35.130
2 -	38.217	25.239	1:03.456	68.52	3.288	12:21:38.586
3 -	37.222	24.948	1:02.170	69.94	2.002	12:22:40.756
4 -	37.107	24.131	1:01.238 (3)	71.01	1.070	12:23:41.994
5 -	37.569	25.134	1:02.703	69.35	2.535	12:24:44.697
6 -	37.313	24.599	1:01.912	70.23	1.744	12:25:46.609
7 -	37.488	24.189	1:01.677	70.50	1.509	12:26:48.286
8 -	36.761	24.441	1:01.202 (2)	71.05	1.034	12:27:49.488
9 -	36.428	23.740	1:00.168 (1)	72.27		12:28:49.656

P24 87		Eddie DALY		Suzuki -		
IDEAL LAP TIME : 1:00.213		BEST LAP TIME : 1:00.747		DIFFERENCE : 0.534		
LAP	SECTOR 1	SECTOR 2	LAP TIME	MPH	DIFF	TIME OF DAY
1 -		26.206	1:13.564	59.11	12.817	12:20:36.292
2 -	39.562	25.173	1:04.735	67.17	3.988	12:21:41.027
3 -	38.220	24.620	1:02.840	69.20	2.093	12:22:43.867
4 -	37.206	24.232	1:01.438	70.78	0.691	12:23:45.305
5 -	36.591	24.535	1:01.126 (3)	71.14	0.379	12:24:46.431
6 -	36.589	24.595	1:01.184	71.07	0.437	12:25:47.615
7 -	37.157	24.242	1:01.399	70.82	0.652	12:26:49.014
8 -	36.412	24.464	1:00.876 (2)	71.43	0.129	12:27:49.890
9 -	36.946	23.801	1:00.747 (1)	71.58		12:28:50.637

P25 16		Geoff LANSDELL		Suzuki - EPG Domestic		
IDEAL LAP TIME : 1:01.351		BEST LAP TIME : 1:01.455		DIFFERENCE : 0.104		
LAP	SECTOR 1	SECTOR 2	LAP TIME	MPH	DIFF	TIME OF DAY
1 -		25.625	1:11.830	60.53	10.375	12:20:34.558
2 -	38.551	24.796	1:03.347	68.64	1.892	12:21:37.905
3 -	37.361	24.414	1:01.775 (3)	70.39	0.320	12:22:39.680
4 -	37.059	24.396	1:01.455 (1)	70.76		12:23:41.135
5 -	38.310	24.742	1:03.052	68.96	1.597	12:24:44.187
6 -	37.554	24.653	1:02.207	69.90	0.752	12:25:46.394
7 -	37.689	24.597	1:02.286	69.81	0.831	12:26:48.680
8 -	37.396	24.292	1:01.688 (2)	70.49	0.233	12:27:50.368
9 -	37.517	24.409	1:01.926	70.22	0.471	12:28:52.294

P26 134		Adam WILSON		Suzuki -		
IDEAL LAP TIME : 1:03.448		BEST LAP TIME : 1:03.621		DIFFERENCE : 0.173		
LAP	SECTOR 1	SECTOR 2	LAP TIME	MPH	DIFF	TIME OF DAY
1 -		25.449	1:13.263	59.35	9.642	12:20:35.991
2 -	39.135	24.839	1:03.974 (2)	67.97	0.353	12:21:39.965
3 -	39.322	25.111	1:04.433	67.49	0.812	12:22:44.398
4 -	39.351	24.925	1:04.276	67.65	0.655	12:23:48.674
5 -	40.329	25.432	1:05.761	66.12	2.140	12:24:54.435
6 -	39.597	25.556	1:05.153	66.74	1.532	12:25:59.588
7 -	39.686	24.545	1:04.231 (3)	67.70	0.610	12:27:03.819
8 -	39.718	24.873	1:04.591	67.32	0.970	12:28:08.410
9 -	38.903	24.718	1:03.621 (1)	68.35		12:29:12.031

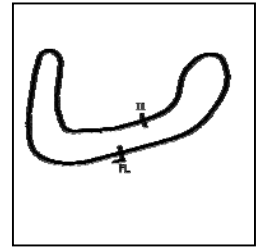
Weather / Track : Cloudy / Drying

Brands Hatch Indy
Circuit Length = 1.2079 miles
Start: 12:19 Flag 12:28 End: 12:29

BMCRC - MRO Championships 2018 - Rnd 1 @ Brands Hatch Indy

MRO Minitwins

RACE 1 - SECTOR ANALYSIS



SECTOR 1 = FL to I1, SECTOR 2 = I1 to FL, DIFF = Difference To Personal Best Lap, P = Crossed Finish Line in Pit Lane, D = Time Disallowed

P27 24		Stuart RAYNER		Suzuki -		
IDEAL LAP TIME : 1:06.914		BEST LAP TIME : 1:07.052		DIFFERENCE : 0.138		
LAP	SECTOR 1	SECTOR 2	LAP TIME	MPH	DIFF	TIME OF DAY
1 -		26.696	1:15.274	57.76	8.222	12:20:38.002
2 -	40.527	26.525	1:07.052 (1)	64.85		12:21:45.054
3 -	40.893	26.387	1:07.280 (2)	64.63	0.228	12:22:52.334
4 -	41.118	27.103	1:08.221 (3)	63.74	1.169	12:24:00.555
5 -	42.488	27.134	1:09.622	62.46	2.570	12:25:10.177
6 -	42.099	27.914	1:10.013	62.11	2.961	12:26:20.190
7 -	42.250	27.078	1:09.328	62.72	2.276	12:27:29.518
8 -	41.202	27.086	1:08.288	63.68	1.236	12:28:37.806
9 -	41.983	27.982	1:09.965	62.15	2.913	12:29:47.771

Weather / Track : Cloudy / Drying

Results can be found at www.tsl-timing.com

Page 7 of 7

Brands Hatch Indy
Circuit Length = 1.2079 miles
Start: 12:19 Flag 12:28 End: 12:29

Printed - 12:41 Saturday, 10 March 2018

BMCRC - MRO Championships 2018 - Rnd 1 @ Brands Hatch Indy

MRO Minitwins

RACE 1 - BEST SECTORS

SECTOR 1			SECTOR 2			IDEAL / BEST COMPARISON						
POS	NO	NAME	TIME	NO	NAME	TIME	POS	NO	NAME	IDEAL	BEST	DIFF
									PERFECT LAP	54.988		
1	26	DAVIES	32.914	74	SINGLETON	22.074	1	26	DAVIES	55.041	55.041	0.000
2	74	SINGLETON	33.302	26	DAVIES	22.127	2	74	SINGLETON	55.376	55.476	0.100
3	444	WILLIAMS	33.489	444	WILLIAMS	22.313	3	444	WILLIAMS	55.802	56.184	0.382
4	777	WILLIAMS	33.743	777	WILLIAMS	22.357	4	777	WILLIAMS	56.100	56.138	0.038
5	86	WITHERINGTON	34.017	86	WITHERINGTON	22.553	5	86	WITHERINGTON	56.570	56.570	0.000
6	19	LILLEY	34.096	97	PACKHAM	22.614	6	19	LILLEY	56.898	56.898	0.000
7	97	PACKHAM	34.333	50	ROBSON	22.786	7	97	PACKHAM	56.947	57.090	0.143
8	13	GREEN	34.485	19	LILLEY	22.802	8	13	GREEN	57.538	57.606	0.068
9	90	WATSON	34.539	81	MAY	22.898	9	90	WATSON	57.561	57.588	0.027
10	96	HARRIS	34.790	101	BARNES	22.900	10	50	ROBSON	57.784	58.164	0.380
11	50	ROBSON	34.998	155	HARRIS	22.966	11	81	MAY	57.937	57.937	0.000
12	81	MAY	35.039	90	WATSON	23.022	12	101	BARNES	57.968	57.968	0.000
13	101	BARNES	35.068	13	GREEN	23.053	13	96	HARRIS	58.074	58.282	0.208
14	20	TOUCEDA	35.134	20	TOUCEDA	23.217	14	155	HARRIS	58.283	58.283	0.000
15	48	WALLIS	35.138	96	HARRIS	23.284	15	20	TOUCEDA	58.351	58.813	0.462
16	155	HARRIS	35.317	25	DAY	23.408	16	48	WALLIS	58.583	58.667	0.084
17	113	ELKINS	35.563	48	WALLIS	23.445	17	113	ELKINS	59.336	59.737	0.401
18	57	FORRER	35.954	84	BRANCO	23.556	18	57	FORRER	59.534	59.534	0.000
19	76	RODGERS	35.986	57	FORRER	23.580	19	25	DAY	59.911	59.911	0.000
20	87	DALY	36.412	23	BECKETT	23.647	20	76	RODGERS	59.964	1:00.237	0.273
21	43	DAVIE	36.428	43	DAVIE	23.740	21	23	BECKETT	1:00.128	1:00.396	0.268
22	23	BECKETT	36.481	113	ELKINS	23.773	22	43	DAVIE	1:00.168	1:00.168	0.000
23	25	DAY	36.503	87	DALY	23.801	23	87	DALY	1:00.213	1:00.747	0.534
24	84	BRANCO	36.679	76	RODGERS	23.978	24	84	BRANCO	1:00.235	1:00.235	0.000
25	16	LANSDELL	37.059	16	LANSDELL	24.292	25	16	LANSDELL	1:01.351	1:01.455	0.104
26	134	WILSON	38.903	134	WILSON	24.545	26	134	WILSON	1:03.448	1:03.621	0.173
27	24	RAYNER	40.527	24	RAYNER	26.387	27	24	RAYNER	1:06.914	1:07.052	0.138

Weather / Track : Cloudy / Drying

Results can be found at www.tsl-timing.com

Brands Hatch Indy
Circuit Length = 1.2079 miles
Start: 12:19 Flag 12:28 End: 12:29

Printed - 12:42 Saturday, 10 March 2018

BMCRC - MRO Championships 2018 - Rnd 1 @ Brands Hatch Indy



MRO Minitwins

RACE 11 - GRID (10 Laps)

ROW 10	30	29	28	54 Adam JAMISON
ROW 9	27	1:07.052 24 Stuart RAYNER	26	1:03.621 134 Adam WILSON
ROW 8	24	1:00.747 87 Eddie DALY	23	1:00.396 23 Claire BECKETT
ROW 7	21	1:00.235 84 Ricardo BRANCO	20	1:00.168 43 Robert DAVIE
ROW 6	18	59.737 113 Sam ELKINS	17	59.534 57 Ludo FORRER
ROW 5	15	58.667 48 Shaun WALLIS	14	58.283 155 Richard HARRIS
ROW 4	12	58.164 50 Paul ROBSON	11	57.968 101 Jon BARNES
ROW 3	9	57.606 13 Wil GREEN	8	57.588 90 Edward WATSON
ROW 2	6	56.898 19 Kevin LILLEY	5	56.570 86 Paul WITHERINGTON
ROW 1	3	56.138 777 Mason WILLIAMS	2	55.476 74 Daniel SINGLETON
			1	55.041 26 Glynn DAVIES
Pole				

Brands Hatch Indy
Circuit Length = 1.2079 miles

These results are provisional until the conclusion of any judicial and technical matters.

Clerk Of Course :	Timekeeper :
-------------------	--------------

Results can be found at www.tsl-timing.com

Printed - 12:43 Saturday, 10 March 2018



BMCRC - MRO Championships 2018 - Rnd 1 @ Brands Hatch Indy



MRO Minitwins

RACE 11 - CLASSIFICATION

POS	NO	NAME	ENTRY	LAPS	TIME	GAP	DIFF	MPH	BEST	ON
1	26	Glynn DAVIES	Suzuki -	10	8:54.295			81.38	52.030	4
2	86	Paul WITHERINGTON	Suzuki - P&R plumbing	10	9:03.809	9.514	9.514	79.96	52.746	10
3	74	Daniel SINGLETON	Suzuki - me	10	9:04.344	10.049	0.535	79.88	53.285	3
4	97	Jake PACKHAM	Suzuki -	10	9:08.461	14.166	4.117	79.28	53.256	10
5	777	Mason WILLIAMS	Suzuki - MoreMoto	10	9:11.493	17.198	3.032	78.85	54.373	3
6	444	Mark WILLIAMS	Suzuki - Universal Motorcycle Training	10	9:13.519	19.224	2.026	78.56	53.635	7
7	13	Wil GREEN	Suzuki - Faith Fueled Racing	10	9:21.321	27.026	7.802	77.47	55.200	10
8	48	Shaun WALLIS	Suzuki - Watling Tyres	10	9:27.982	33.687	6.661	76.56	55.475	10
9	90	Edward WATSON	Suzuki - TEA Time Racing & Motorsportdays.com	10	9:28.614	34.319	0.632	76.47	55.835	3
10	155	Richard HARRIS	Suzuki - HP Racing	10	9:32.563	38.268	3.949	75.94	55.551	7
11	57	Ludo FORRER	Suzuki - TAG Aviation	10	9:32.795	38.500	0.232	75.91	55.589	7
12	96	Dan HARRIS	Suzuki - HP Racing	10	9:35.402	41.107	2.607	75.57	55.885	7
13	81	Malvern MAY	Suzuki -	10	9:40.919	46.624	5.517	74.85	56.131	8
14	25	Harrison DAY	Suzuki -	10	9:41.469	47.174	0.550	74.78	56.320	8
15	84	Ricardo BRANCO	Suzuki - IMP Racing	10	9:41.899	47.604	0.430	74.73	56.603	10
16	20	Jose TOUCEDA	Suzuki - Cell2	10	9:41.923	47.628	0.024	74.72	55.808	5
17	113	Sam ELKINS	Suzuki - Me Old Man	10	9:42.008	47.713	0.085	74.71	56.291	9
18	50	Paul ROBSON	Suzuki -	10	9:42.334	48.039	0.326	74.67	56.375	9
19	101	Jon BARNES	Suzuki - Holder Tree Services	9	8:56.018	1 Lap	1 Lap	73.01	58.230	7
20	54	Adam JAMISON	Suzuki - AJ Racing	9	8:58.406	1 Lap	2.388	72.69	57.152	9
21	23	Claire BECKETT	Suzuki - Cowpers Oak	9	9:01.998	1 Lap	3.592	72.20	58.345	7
22	76	Phillip RODGERS	Suzuki -	9	9:02.045	1 Lap	0.047	72.20	58.306	7
23	16	Geoff LANSDELL	Suzuki - EPG Domestic	9	9:21.376	1 Lap	19.331	69.71	1:00.741	5
24	87	Eddie DALY	Suzuki -	9	9:22.967	1 Lap	1.591	69.51	59.243	9
25	134	Adam WILSON	Suzuki -	9	9:33.845	1 Lap	10.878	68.20	1:01.130	9
26	24	Stuart RAYNER	Suzuki -	9	9:57.675	1 Lap	23.830	65.48	1:04.832	4

NOT CLASSIFIED

DNF	19	Kevin LILLEY	Suzuki - Vanson Leathers	7	6:28.213	3 Laps	2 Laps	78.41	53.543	7
DNF	43	Robert DAVIE	Suzuki -	1	1:10.064	9 Laps	6 Laps	62.06		

FASTEST LAP

26	Glynn DAVIES	Suzuki -	4	52.030	83.57 mph	134.50 kph
----	--------------	----------	---	--------	-----------	------------

92.5% of Race Speed = 75.27 mph

Weather / Track : Cloudy / Dry

These results are provisional until the conclusion of any judicial and technical matters.

Brands Hatch Indy

Circuit Length = 1.2079 miles

Start: 15:43 Flag 15:52 End: 15:53

Clerk Of Course :	Timekeeper :
-------------------	--------------

Results can be found at www.tsl-timing.com

Printed - 15:55 Saturday, 10 March 2018



BMCRC - MRO Championships 2018 - Rnd 1 @ Brands Hatch Indy

MRO Minitwins

RACE 11 - LAP CHART

LAP 1 @ 15:44:35.190			LAP 3 @ 15:46:20.878			LAP 6 @ 15:48:58.028			LAP 8 @ 15:50:43.238			LAP 10 @ 15:52:30.989		
NO	BEHIND	LAP TIME	NO	BEHIND	LAP TIME	NO	BEHIND	LAP TIME	NO	BEHIND	LAP TIME	NO	BEHIND	LAP TIME
26		58.496	26		52.634	26		52.551	26		52.393	26		53.448
74	0.426	58.922	74	2.091	53.285	134	1 Lap	1:02.297	74	9.940	54.415	74		53.446
777	1.620	1:00.116	86	4.158	53.528	87	1 Lap	1:00.413	86	10.094	53.606	101	1 Lap	58.258
86	1.707	1:00.203	777	4.937	54.373	74		54.101	16	1 Lap	1:01.318	54	1 Lap	57.152
97	2.508	1:01.004	97	7.508	54.810	86	7.293	53.608	97	14.869	53.588	23	1 Lap	58.752
444	2.665	1:01.161	19	7.590	54.231	777	11.711	55.036	87	15.970	54.762	76	1 Lap	58.649
13	3.189	1:01.685	444	7.926	54.652	19	13.336	54.633	444	17.426	55.048	86	9.514	52.746
19	3.244	1:01.740	13	9.025	55.212	24	1 Lap	1:04.913	57	34.618	56.378	74	10.049	53.446
48	4.533	1:03.029	48	10.747	55.798	13	18.011	55.233	96	36.272	56.944	97	14.166	53.256
90	5.125	1:03.621	90	11.668	55.835	48	21.596	56.138	20	39.894	58.249	777	17.198	54.489
155	5.814	1:04.310	155	14.494	57.003	90	22.910	56.246	57	39.970	59.099	444	19.224	54.737
96	6.991	1:05.487	57	15.663	56.974	155	26.014	55.990	96	36.272	56.944	13	27.026	55.200
57	7.003	1:05.499	96	16.460	57.065	57	27.861	56.405	20	39.894	58.249	16	1 Lap	1:01.030
101	7.678	1:06.174	84	18.393	57.974	96	28.653	56.352	57	34.618	56.378	87	1 Lap	59.243
84	7.981	1:06.477	20	18.693	57.951	20	29.853	56.240	96	36.272	56.944	48	33.687	55.475
20	8.040	1:06.536	25	18.791	57.365	25	33.154	56.729	20	39.894	58.249	90	34.319	55.913
81	8.072	1:06.568	81	19.066	57.098	84	33.632	56.735	24	1 Lap	1:05.987	155	38.268	57.044
25	8.097	1:06.593	113	19.110	57.175	113	33.993	56.652	25	40.804	56.320	57	38.500	55.810
113	8.699	1:07.195	50	20.163	57.979	81	34.059	56.663	81	41.127	56.131	134	1 Lap	1:01.130
50	9.477	1:07.973	101	21.213	59.545	50	34.325	56.675	84	42.104	56.609	96	41.107	56.503
23	9.988	1:08.484	23	23.607	59.483	101	39.801	58.495	113	42.748	57.018	81	46.624	56.727
76	10.779	1:09.275	76	24.210	59.363	54	44.149	58.743	50	43.031	57.028	25	47.174	57.432
54	10.952	1:09.448	54	24.481	59.449	23	44.817	59.571	101	51.216	58.395	84	47.604	56.603
43	11.568	1:10.064	16	30.304	1:01.701	76	45.231	59.581				20	47.628	57.934
16	12.418	1:10.914	134	34.437	1:03.348							113	47.713	56.425
134	13.804	1:12.300	87	39.090	1:01.970							50	48.039	56.384
24	16.018	1:14.514	24	41.853	1:05.106							24	1 Lap	1:05.045
87	17.313	1:15.809												
LAP 2 @ 15:45:28.244			LAP 4 @ 15:47:12.908			LAP 7 @ 15:49:50.845			LAP 9 @ 15:51:37.541					
NO	BEHIND	LAP TIME	NO	BEHIND	LAP TIME	NO	BEHIND	LAP TIME	NO	BEHIND	LAP TIME			
26		53.054	26		52.030	26		52.817	26		54.303			
74	1.440	54.068	74	3.806	53.745	16	1 Lap	1:01.518	54	1 Lap	58.020			
777	3.198	54.632	86	5.260	53.132	74	7.918	54.494	23	1 Lap	58.750			
86	3.264	54.611	777	7.368	54.461	86	8.881	54.405	76	1 Lap	58.525			
97	5.332	55.878	19	9.665	54.105	87	1 Lap	59.433	74	10.051	54.414			
444	5.908	56.297	97	9.757	54.279	134	1 Lap	1:02.668	86	10.216	54.425			
19	5.993	55.803	444	10.400	54.504	777	13.601	54.707	97	14.358	53.792			
13	6.447	56.312	13	12.486	55.491	444	17.935	54.812	777	16.157	54.490			
48	7.583	56.104	48	14.754	56.037	16	1 Lap	1:01.100	444	17.935	54.812			
90	8.467	56.396	90	15.809	56.171	74	7.918	54.494	16	1 Lap	1:01.100			
155	10.125	57.365	155	19.080	56.616	86	8.881	54.405	87	1 Lap	1:00.022			
57	11.323	57.374	57	20.126	56.493	87	1 Lap	59.433	13	25.274	55.604			
96	12.029	58.092	96	21.053	56.623	134	1 Lap	1:02.668	48	31.660	56.864			
84	13.053	58.126	20	22.925	56.262	777	13.601	54.707	90	31.854	56.467			
20	13.376	58.390	84	24.392	58.029	48	13.674	54.072	134	1 Lap	1:02.060			
25	14.060	59.017	25	24.752	57.991	97	13.674	54.072	155	34.672	56.632			
101	14.302	59.678	81	24.877	57.841	19	14.062	53.543	57	36.138	55.823			
113	14.569	58.924	113	24.897	57.817									
81	14.602	59.584	50	25.223	57.090									
50	14.818	58.395	101	27.861	58.678									
23	16.758	59.824	23	30.975	59.398									
76	17.481	59.756	76	31.307	59.127									
54	17.666	59.768	54	31.372	58.921									
16	21.237	1:01.873	16	39.455	1:01.181									
134	23.723	1:02.973	134	45.994	1:03.587									
24	29.381	1:06.417	87	47.906	1:00.846									
87	29.754	1:05.495												
LAP 5 @ 15:48:05.477														
NO	BEHIND	LAP TIME												
26		52.569												
24	1 Lap	1:04.832												

Weather / Track : Cloudy / Dry

Brands Hatch Indy
Circuit Length = 1.2079 miles
Start: 15:43 Flag 15:52 End: 15:53

Results can be found at www.tsl-timing.com

Printed - 15:55 Saturday, 10 March 2018

BMCRC - MRO Championships 2018 - Rnd 1 @ Brands Hatch Indy

MRO Minitwins

RACE 11 - SECTOR ANALYSIS



SECTOR 1 = FL to I1, SECTOR 2 = I1 to FL, DIFF = Difference To Personal Best Lap, P = Crossed Finish Line in Pit Lane, D = Time Disallowed

P1 26		Glynn DAVIES		Suzuki -		
IDEAL LAP TIME : 52.030		BEST LAP TIME : 52.030		DIFFERENCE : 0.000		
LAP	SECTOR 1	SECTOR 2	LAP TIME	MPH	DIFF	TIME OF DAY
1 -		21.349	58.496	74.33	6.466	15:44:35.190
2 -	31.833	21.221	53.054	81.96	1.024	15:45:28.244
3 -	31.630	21.004	52.634	82.61	0.604	15:46:20.878
4 -	31.064	20.966	52.030 (1)	83.57		15:47:12.908
5 -	31.170	21.399	52.569	82.72	0.539	15:48:05.477
6 -	31.434	21.117	52.551 (3)	82.75	0.521	15:48:58.028
7 -	31.813	21.004	52.817	82.33	0.787	15:49:50.845
8 -	31.412	20.981	52.393 (2)	82.99	0.363	15:50:43.238
9 -	32.454	21.849	54.303	80.08	2.273	15:51:37.541
10 -	32.142	21.306	53.448	81.36	1.418	15:52:30.989

P2 86		Paul WITHERINGTON		Suzuki - P&R plumbing		
IDEAL LAP TIME : 52.746		BEST LAP TIME : 52.746		DIFFERENCE : 0.000		
LAP	SECTOR 1	SECTOR 2	LAP TIME	MPH	DIFF	TIME OF DAY
1 -		21.708	1:00.203	72.23	7.457	15:44:36.897
2 -	32.987	21.624	54.611	79.62	1.865	15:45:31.508
3 -	32.209	21.319	53.528 (3)	81.23	0.782	15:46:25.036
4 -	31.862	21.270	53.132 (2)	81.84	0.386	15:47:18.168
5 -	32.268	21.277	53.545	81.21	0.799	15:48:11.713
6 -	32.270	21.338	53.608	81.11	0.862	15:49:05.321
7 -	32.427	21.978	54.405	79.93	1.659	15:49:59.726
8 -	31.904	21.702	53.606	81.12	0.860	15:50:53.332
9 -	32.846	21.579	54.425	79.90	1.679	15:51:47.757
10 -	31.715	21.031	52.746 (1)	82.44		15:52:40.503

P3 74		Daniel SINGLETON		Suzuki - me		
IDEAL LAP TIME : 53.098		BEST LAP TIME : 53.285		DIFFERENCE : 0.187		
LAP	SECTOR 1	SECTOR 2	LAP TIME	MPH	DIFF	TIME OF DAY
1 -		21.608	58.922	73.80	5.637	15:44:35.616
2 -	32.489	21.579	54.068	80.42	0.783	15:45:29.684
3 -	31.940	21.345	53.285 (1)	81.61		15:46:22.969
4 -	32.126	21.619	53.745	80.91	0.460	15:47:16.714
5 -	32.075	21.379	53.454 (3)	81.35	0.169	15:48:10.168
6 -	32.376	21.725	54.101	80.37	0.816	15:49:04.269
7 -	32.960	21.534	54.494	79.79	1.209	15:49:58.763
8 -	32.636	21.779	54.415	79.91	1.130	15:50:53.178
9 -	32.639	21.775	54.414	79.91	1.129	15:51:47.592
10 -	32.288	21.158	53.446 (2)	81.36	0.161	15:52:41.038

P4 97		Jake PACKHAM		Suzuki -		
IDEAL LAP TIME : 53.256		BEST LAP TIME : 53.256		DIFFERENCE : 0.000		
LAP	SECTOR 1	SECTOR 2	LAP TIME	MPH	DIFF	TIME OF DAY
1 -		22.038	1:01.004	71.28	7.748	15:44:37.698
2 -	33.941	21.937	55.878	77.82	2.622	15:45:33.576
3 -	32.986	21.824	54.810	79.33	1.554	15:46:28.386
4 -	32.613	21.666	54.279	80.11	1.023	15:47:22.665
5 -	32.451	21.544	53.995	80.53	0.739	15:48:16.660
6 -	32.277	21.510	53.787 (3)	80.84	0.531	15:49:10.447
7 -	32.408	21.664	54.072	80.42	0.816	15:50:04.519
8 -	32.076	21.512	53.588 (2)	81.14	0.332	15:50:58.107
9 -	32.302	21.490	53.792	80.84	0.536	15:51:51.899
10 -	31.967	21.289	53.256 (1)	81.65		15:52:45.155

P5 777		Mason WILLIAMS		Suzuki - MoreMoto		
IDEAL LAP TIME : 54.179		BEST LAP TIME : 54.373		DIFFERENCE : 0.194		
LAP	SECTOR 1	SECTOR 2	LAP TIME	MPH	DIFF	TIME OF DAY

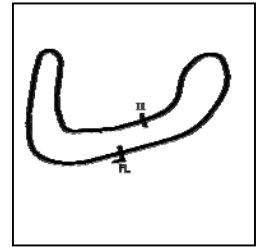
Weather / Track : Cloudy / Dry

Brands Hatch Indy
Circuit Length = 1.2079 miles
Start: 15:43 Flag 15:52 End: 15:53

BMCRC - MRO Championships 2018 - Rnd 1 @ Brands Hatch Indy

MRO Minitwins

RACE 11 - SECTOR ANALYSIS



SECTOR 1 = FL to I1, SECTOR 2 = I1 to FL, DIFF = Difference To Personal Best Lap, P = Crossed Finish Line in Pit Lane, D = Time Disallowed

Lap	Time	Diff	MPH	Time of Day
1 -	21.903		1:00.116 72.33	5.743 15:44:36.810
2 -	32.876 21.756		54.632 79.59	0.259 15:45:31.442
3 -	32.715 21.658		54.373 (1) 79.97	15:46:25.815
4 -	32.648 21.813		54.461 (3) 79.84	0.088 15:47:20.276
5 -	32.624 21.803		54.427 (2) 79.89	0.054 15:48:14.703
6 -	32.854 22.182		55.036 79.01	0.663 15:49:09.739
7 -	32.968 21.739		54.707 79.48	0.334 15:50:04.446
8 -	32.705 22.057		54.762 79.40	0.389 15:50:59.208
9 -	32.521 21.969		54.490 79.80	0.117 15:51:53.698
10 -	32.648 21.841		54.489 79.80	0.116 15:52:48.187

P6 444	Mark WILLIAMS	Suzuki - Universal Motorcycle Training
IDEAL LAP TIME : 53.597	BEST LAP TIME : 53.635	DIFFERENCE : 0.038

LAP	SECTOR 1	SECTOR 2	LAP TIME	MPH	DIFF	TIME OF DAY
1 -		22.209	1:01.161	71.10	7.526	15:44:37.855
2 -	34.139	22.158	56.297	77.24	2.662	15:45:34.152
3 -	33.098	21.554	54.652	79.56	1.017	15:46:28.804
4 -	32.745	21.759	54.504 (3)	79.78	0.869	15:47:23.308
5 -	32.745	21.901	54.646	79.57	1.011	15:48:17.954
6 -	32.604	21.423	54.027 (2)	80.48	0.392	15:49:11.981
7 -	32.174	21.461	53.635 (1)	81.07		15:50:05.616
8 -	33.312	21.736	55.048	78.99	1.413	15:51:00.664
9 -	32.581	22.231	54.812	79.33	1.177	15:51:55.476
10 -	32.666	22.071	54.737	79.44	1.102	15:52:50.213

P7 13	Wii GREEN	Suzuki - Faith Fueled Racing
IDEAL LAP TIME : 54.964	BEST LAP TIME : 55.200	DIFFERENCE : 0.236

LAP	SECTOR 1	SECTOR 2	LAP TIME	MPH	DIFF	TIME OF DAY
1 -		22.330	1:01.685	70.49	6.485	15:44:38.379
2 -	33.915	22.397	56.312	77.22	1.112	15:45:34.691
3 -	33.020	22.192	55.212 (2)	78.76	0.012	15:46:29.903
4 -	33.236	22.255	55.491	78.36	0.291	15:47:25.394
5 -	33.200	22.212	55.412	78.47	0.212	15:48:20.806
6 -	33.209	22.024	55.233 (3)	78.73	0.033	15:49:16.039
7 -	33.477	21.944	55.421	78.46	0.221	15:50:11.460
8 -	33.108	22.643	55.751	78.00	0.551	15:51:07.211
9 -	33.211	22.393	55.604	78.20	0.404	15:52:02.815
10 -	33.199	22.001	55.200 (1)	78.77		15:52:58.015

P8 48	Shaun WALLIS	Suzuki - Watling Tyres
IDEAL LAP TIME : 55.475	BEST LAP TIME : 55.475	DIFFERENCE : 0.000

LAP	SECTOR 1	SECTOR 2	LAP TIME	MPH	DIFF	TIME OF DAY
1 -		22.620	1:03.029	68.99	7.554	15:44:39.723
2 -	33.691	22.413	56.104	77.50	0.629	15:45:35.827
3 -	33.435	22.363	55.798 (2)	77.93	0.323	15:46:31.625
4 -	33.673	22.364	56.037	77.60	0.562	15:47:27.662
5 -	33.526	22.298	55.824 (3)	77.89	0.349	15:48:23.486
6 -	33.765	22.373	56.138	77.46	0.663	15:49:19.624
7 -	33.818	22.527	56.345	77.17	0.870	15:50:15.969
8 -	33.818	22.550	56.368	77.14	0.893	15:51:12.337
9 -	33.814	23.050	56.864	76.47	1.389	15:52:09.201
10 -	33.188	22.287	55.475 (1)	78.38		15:53:04.676

P9 90	Edward WATSON	Suzuki - TEA Time Racing & Motorsportdays.com
IDEAL LAP TIME : 55.520	BEST LAP TIME : 55.835	DIFFERENCE : 0.315

LAP	SECTOR 1	SECTOR 2	LAP TIME	MPH	DIFF	TIME OF DAY
1 -		23.020	1:03.621	68.35	7.786	15:44:40.315
2 -	33.826	22.570	56.396	77.10	0.561	15:45:36.711
3 -	33.341	22.494	55.835 (1)	77.88		15:46:32.546
4 -	33.406	22.765	56.171	77.41	0.336	15:47:28.717

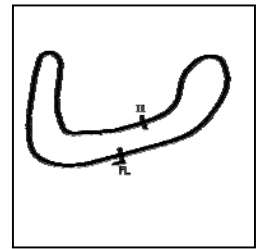
Weather / Track : Cloudy / Dry

Brands Hatch Indy
Circuit Length = 1.2079 miles
Start: 15:43 Flag 15:52 End: 15:53

BMCRC - MRO Championships 2018 - Rnd 1 @ Brands Hatch Indy

MRO Minitwins

RACE 11 - SECTOR ANALYSIS



SECTOR 1 = FL to I1, SECTOR 2 = I1 to FL, DIFF = Difference To Personal Best Lap, P = Crossed Finish Line in Pit Lane, D = Time Disallowed

5 -	33.446	22.529	55.975	77.68	0.140	15:48:24.692
6 -	33.572	22.674	56.246	77.31	0.411	15:49:20.938
7 -	33.529	22.552	56.081	77.54	0.246	15:50:17.019
8 -	33.383	22.526	55.909 (2)	77.78	0.074	15:51:12.928
9 -	33.568	22.899	56.467	77.01	0.632	15:52:09.395
10 -	33.734	22.179	55.913 (3)	77.77	0.078	15:53:05.308

P10 155	Richard HARRIS	Suzuki - HP Racing
IDEAL LAP TIME : 55.551	BEST LAP TIME : 55.551	DIFFERENCE : 0.000

LAP	SECTOR 1	SECTOR 2	LAP TIME	MPH	DIFF	TIME OF DAY
1 -		23.171	1:04.310	67.61	8.759	15:44:41.004
2 -	34.672	22.693	57.365	75.80	1.814	15:45:38.369
3 -	34.285	22.718	57.003	76.28	1.452	15:46:35.372
4 -	34.036	22.580	56.616	76.80	1.065	15:47:31.988
5 -	33.696	22.368	56.064	77.56	0.513	15:48:28.052
6 -	33.705	22.285	55.990 (3)	77.66	0.439	15:49:24.042
7 -	33.365	22.186	55.551 (1)	78.28		15:50:19.593
8 -	33.669	22.319	55.988 (2)	77.67	0.437	15:51:15.581
9 -	33.824	22.808	56.632	76.78	1.081	15:52:12.213
10 -	34.209	22.835	57.044	76.23	1.493	15:53:09.257

P11 57	Ludo FORRER	Suzuki - TAG Aviation
IDEAL LAP TIME : 55.589	BEST LAP TIME : 55.589	DIFFERENCE : 0.000

LAP	SECTOR 1	SECTOR 2	LAP TIME	MPH	DIFF	TIME OF DAY
1 -		23.368	1:05.499	66.39	9.910	15:44:42.193
2 -	34.535	22.839	57.374	75.79	1.785	15:45:39.567
3 -	33.990	22.984	56.974	76.32	1.385	15:46:36.541
4 -	33.793	22.700	56.493	76.97	0.904	15:47:33.034
5 -	33.885	22.565	56.450	77.03	0.861	15:48:29.484
6 -	34.060	22.345	56.405	77.09	0.816	15:49:25.889
7 -	33.436	22.153	55.589 (1)	78.22		15:50:21.478
8 -	33.683	22.695	56.378	77.13	0.789	15:51:17.856
9 -	33.504	22.319	55.823 (3)	77.89	0.234	15:52:13.679
10 -	33.628	22.182	55.810 (2)	77.91	0.221	15:53:09.489

P12 96	Dan HARRIS	Suzuki - HP Racing
IDEAL LAP TIME : 55.885	BEST LAP TIME : 55.885	DIFFERENCE : 0.000

LAP	SECTOR 1	SECTOR 2	LAP TIME	MPH	DIFF	TIME OF DAY
1 -		23.578	1:05.487	66.40	9.602	15:44:42.181
2 -	35.069	23.023	58.092	74.85	2.207	15:45:40.273
3 -	34.130	22.935	57.065	76.20	1.180	15:46:37.338
4 -	33.938	22.685	56.623	76.79	0.738	15:47:33.961
5 -	33.830	22.538	56.368	77.14	0.483	15:48:30.329
6 -	33.671	22.681	56.352 (3)	77.16	0.467	15:49:26.681
7 -	33.435	22.450	55.885 (1)	77.81		15:50:22.566
8 -	34.156	22.788	56.944	76.36	1.059	15:51:19.510
9 -	33.525	22.558	56.083 (2)	77.53	0.198	15:52:15.593
10 -	33.909	22.594	56.503	76.96	0.618	15:53:12.096

P13 81	Malvern MAY	Suzuki -
IDEAL LAP TIME : 55.874	BEST LAP TIME : 56.131	DIFFERENCE : 0.257

LAP	SECTOR 1	SECTOR 2	LAP TIME	MPH	DIFF	TIME OF DAY
1 -		23.650	1:06.568	65.32	10.437	15:44:43.262
2 -	36.170	23.414	59.584	72.98	3.453	15:45:42.846
3 -	34.406	22.692	57.098	76.16	0.967	15:46:39.944
4 -	34.628	23.213	57.841	75.18	1.710	15:47:37.785
5 -	34.688	22.951	57.639	75.44	1.508	15:48:35.424
6 -	33.921	22.742	56.663	76.74	0.532	15:49:32.087
7 -	33.899	22.248	56.147 (2)	77.45	0.016	15:50:28.234
8 -	33.786	22.345	56.131 (1)	77.47		15:51:24.365

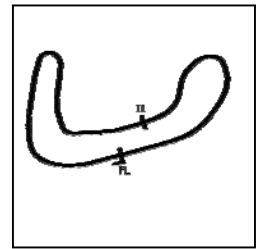
Weather / Track : Cloudy / Dry

Brands Hatch Indy
Circuit Length = 1.2079 miles
Start: 15:43 Flag 15:52 End: 15:53

BMCRC - MRO Championships 2018 - Rnd 1 @ Brands Hatch Indy

MRO Minitwins

RACE 11 - SECTOR ANALYSIS



SECTOR 1 = FL to I1, SECTOR 2 = I1 to FL, DIFF = Difference To Personal Best Lap, P = Crossed Finish Line in Pit Lane, D = Time Disallowed

9 -	34.080	22.441	56.521 (3)	76.93	0.390	15:52:20.886
10 -	34.639	22.088	56.727	76.65	0.596	15:53:17.613

P14 25		Harrison DAY		Suzuki -		
IDEAL LAP TIME : 56.320		BEST LAP TIME : 56.320		DIFFERENCE : 0.000		
LAP	SECTOR 1	SECTOR 2	LAP TIME	MPH	DIFF	TIME OF DAY
1 -		23.165	1:06.593	65.30	10.273	15:44:43.287
2 -	35.966	23.051	59.017	73.68	2.697	15:45:42.304
3 -	34.639	22.726	57.365	75.80	1.045	15:46:39.669
4 -	35.085	22.906	57.991	74.98	1.671	15:47:37.660
5 -	34.453	22.340	56.793	76.56	0.473	15:48:34.453
6 -	34.342	22.387	56.729	76.65	0.409	15:49:31.182
7 -	34.070	22.470	56.540 (2)	76.91	0.220	15:50:27.722
8 -	33.989	22.331	56.320 (1)	77.21		15:51:24.042
9 -	34.090	22.599	56.689 (3)	76.70	0.369	15:52:20.731
10 -	34.902	22.530	57.432	75.71	1.112	15:53:18.163

P15 84		Ricardo BRANCO		Suzuki - IMP Racing		
IDEAL LAP TIME : 56.423		BEST LAP TIME : 56.603		DIFFERENCE : 0.180		
LAP	SECTOR 1	SECTOR 2	LAP TIME	MPH	DIFF	TIME OF DAY
1 -		23.251	1:06.477	65.41	9.874	15:44:43.171
2 -	35.173	22.953	58.126	74.81	1.523	15:45:41.297
3 -	34.962	23.012	57.974	75.00	1.371	15:46:39.271
4 -	35.043	22.986	58.029	74.93	1.426	15:47:37.300
5 -	35.010	22.615	57.625	75.46	1.022	15:48:34.925
6 -	34.187	22.548	56.735	76.64	0.132	15:49:31.660
7 -	34.432	22.641	57.073	76.19	0.470	15:50:28.733
8 -	33.999	22.610	56.609 (2)	76.81	0.006	15:51:25.342
9 -	34.224	22.424	56.648 (3)	76.76	0.045	15:52:21.990
10 -	34.054	22.549	56.603 (1)	76.82		15:53:18.593

P16 20		Jose TOUCEDA		Suzuki - Cell2		
IDEAL LAP TIME : 55.808		BEST LAP TIME : 55.808		DIFFERENCE : 0.000		
LAP	SECTOR 1	SECTOR 2	LAP TIME	MPH	DIFF	TIME OF DAY
1 -		23.537	1:06.536	65.35	10.728	15:44:43.230
2 -	35.238	23.152	58.390	74.47	2.582	15:45:41.620
3 -	35.126	22.825	57.951	75.03	2.143	15:46:39.571
4 -	33.939	22.323	56.262 (3)	77.29	0.454	15:47:35.833
5 -	33.685	22.123	55.808 (1)	77.92		15:48:31.641
6 -	33.788	22.452	56.240 (2)	77.32	0.432	15:49:27.881
7 -	34.142	22.860	57.002	76.28	1.194	15:50:24.883
8 -	34.953	23.296	58.249	74.65	2.441	15:51:23.132
9 -	34.483	23.068	57.551	75.56	1.743	15:52:20.683
10 -	35.193	22.741	57.934	75.06	2.126	15:53:18.617

P17 113		Sam ELKINS		Suzuki - Me Old Man		
IDEAL LAP TIME : 56.183		BEST LAP TIME : 56.291		DIFFERENCE : 0.108		
LAP	SECTOR 1	SECTOR 2	LAP TIME	MPH	DIFF	TIME OF DAY
1 -		23.524	1:07.195	64.71	10.904	15:44:43.889
2 -	35.963	22.961	58.924	73.80	2.633	15:45:42.813
3 -	34.841	22.334	57.175	76.05	0.884	15:46:39.988
4 -	35.025	22.792	57.817	75.21	1.526	15:47:37.805
5 -	35.106	22.458	57.564	75.54	1.273	15:48:35.369
6 -	34.380	22.272	56.652 (3)	76.75	0.361	15:49:32.021
7 -	34.576	22.371	56.947	76.36	0.656	15:50:28.968
8 -	34.154	22.864	57.018	76.26	0.727	15:51:25.986
9 -	34.069	22.222	56.291 (1)	77.25		15:52:22.277
10 -	33.961	22.464	56.425 (2)	77.06	0.134	15:53:18.702

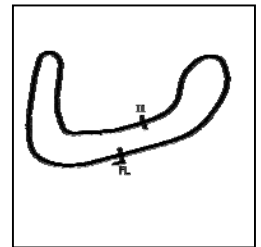
Weather / Track : Cloudy / Dry

Brands Hatch Indy
Circuit Length = 1.2079 miles
Start: 15:43 Flag 15:52 End: 15:53

BMCRC - MRO Championships 2018 - Rnd 1 @ Brands Hatch Indy

MRO Minitwins

RACE 11 - SECTOR ANALYSIS



SECTOR 1 = FL to I1, SECTOR 2 = I1 to FL, DIFF = Difference To Personal Best Lap, P = Crossed Finish Line in Pit Lane, D = Time Disallowed

P18 50		Paul ROBSON		Suzuki -		
IDEAL LAP TIME : 56.271		BEST LAP TIME : 56.375		DIFFERENCE : 0.104		
LAP	SECTOR 1	SECTOR 2	LAP TIME	MPH	DIFF	TIME OF DAY
1 -		23.575	1:07.973	63.97	11.598	15:44:44.667
2 -	35.804	22.591	58.395	74.46	2.020	15:45:43.062
3 -	35.476	22.503	57.979	75.00	1.604	15:46:41.041
4 -	34.422	22.668	57.090	76.17	0.715	15:47:38.131
5 -	34.967	22.580	57.547	75.56	1.172	15:48:35.678
6 -	34.414	22.261	56.675 (3)	76.72	0.300	15:49:32.353
7 -	34.667	22.221	56.888	76.44	0.513	15:50:29.241
8 -	34.254	22.774	57.028	76.25	0.653	15:51:26.269
9 -	34.214	22.161	56.375 (1)	77.13		15:52:22.644
10 -	34.110	22.274	56.384 (2)	77.12	0.009	15:53:19.028

P19 101		Jon BARNES		Suzuki - Holder Tree Services		
IDEAL LAP TIME : 58.130		BEST LAP TIME : 58.230		DIFFERENCE : 0.100		
LAP	SECTOR 1	SECTOR 2	LAP TIME	MPH	DIFF	TIME OF DAY
1 -		23.525	1:06.174	65.71	7.944	15:44:42.868
2 -	36.193	23.485	59.678	72.86	1.448	15:45:42.546
3 -	36.281	23.264	59.545	73.03	1.315	15:46:42.091
4 -	35.494	23.184	58.678	74.10	0.448	15:47:40.769
5 -	35.224	23.341	58.565	74.25	0.335	15:48:39.334
6 -	35.365	23.130	58.495	74.34	0.265	15:49:37.829
7 -	35.084	23.146	58.230 (1)	74.67		15:50:36.059
8 -	35.000	23.395	58.395 (3)	74.46	0.165	15:51:34.454
9 -	35.054	23.204	58.258 (2)	74.64	0.028	15:52:32.712

P20 54		Adam JAMISON		Suzuki - AJ Racing		
IDEAL LAP TIME : 56.981		BEST LAP TIME : 57.152		DIFFERENCE : 0.171		
LAP	SECTOR 1	SECTOR 2	LAP TIME	MPH	DIFF	TIME OF DAY
1 -		24.155	1:09.448	62.61	12.296	15:44:46.142
2 -	36.048	23.720	59.768	72.75	2.616	15:45:45.910
3 -	35.962	23.487	59.449	73.14	2.297	15:46:45.359
4 -	35.444	23.477	58.921	73.80	1.769	15:47:44.280
5 -	35.584	23.570	59.154	73.51	2.002	15:48:43.434
6 -	35.805	22.938	58.743	74.02	1.591	15:49:42.177
7 -	35.038	22.713	57.751 (2)	75.29	0.599	15:50:39.928
8 -	34.783	23.237	58.020 (3)	74.95	0.868	15:51:37.948
9 -	34.268	22.884	57.152 (1)	76.08		15:52:35.100

P21 23		Claire BECKETT		Suzuki - Cowpers Oak		
IDEAL LAP TIME : 58.118		BEST LAP TIME : 58.345		DIFFERENCE : 0.227		
LAP	SECTOR 1	SECTOR 2	LAP TIME	MPH	DIFF	TIME OF DAY
1 -		23.595	1:08.484	63.49	10.139	15:44:45.178
2 -	36.266	23.558	59.824	72.68	1.479	15:45:45.002
3 -	36.089	23.394	59.483	73.10	1.138	15:46:44.485
4 -	35.968	23.430	59.398	73.21	1.053	15:47:43.883
5 -	35.823	23.568	59.391	73.21	1.046	15:48:43.274
6 -	36.364	23.207	59.571	72.99	1.226	15:49:42.845
7 -	35.589	22.756	58.345 (1)	74.53		15:50:41.190
8 -	35.367	23.383	58.750 (2)	74.01	0.405	15:51:39.940
9 -	35.362	23.390	58.752 (3)	74.01	0.407	15:52:38.692

P22 76		Phillip RODGERS		Suzuki -		
IDEAL LAP TIME : 58.167		BEST LAP TIME : 58.306		DIFFERENCE : 0.139		
LAP	SECTOR 1	SECTOR 2	LAP TIME	MPH	DIFF	TIME OF DAY
1 -		24.109	1:09.275	62.77	10.969	15:44:45.969
2 -	36.069	23.687	59.756	72.77	1.450	15:45:45.725
3 -	35.788	23.575	59.363	73.25	1.057	15:46:45.088

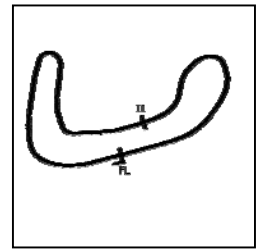
Weather / Track : Cloudy / Dry

Brands Hatch Indy
Circuit Length = 1.2079 miles
Start: 15:43 Flag 15:52 End: 15:53

BMCRC - MRO Championships 2018 - Rnd 1 @ Brands Hatch Indy

MRO Minitwins

RACE 11 - SECTOR ANALYSIS



SECTOR 1 = FL to I1, SECTOR 2 = I1 to FL, DIFF = Difference To Personal Best Lap, P = Crossed Finish Line in Pit Lane, D = Time Disallowed

4 -	35.569	23.558	59.127	73.54	0.821	15:47:44.215
5 -	35.812	23.651	59.463	73.13	1.157	15:48:43.678
6 -	36.219	23.362	59.581	72.98	1.275	15:49:43.259
7 -	35.422	22.884	58.306 (1)	74.58		15:50:41.565
8 -	35.283	23.242	58.525 (2)	74.30	0.219	15:51:40.090
9 -	35.442	23.207	58.649 (3)	74.14	0.343	15:52:38.739

P23 16	Geoff LANSDELL	Suzuki - EPG Domestic
IDEAL LAP TIME : 1:00.625	BEST LAP TIME : 1:00.741	DIFFERENCE : 0.116

LAP	SECTOR 1	SECTOR 2	LAP TIME	MPH	DIFF	TIME OF DAY
1 -		24.616	1:10.914	61.32	10.173	15:44:47.608
2 -	37.529	24.344	1:01.873	70.28	1.132	15:45:49.481
3 -	37.601	24.100	1:01.701	70.47	0.960	15:46:51.182
4 -	37.222	23.959	1:01.181	71.07	0.440	15:47:52.363
5 -	36.771	23.970	1:00.741 (1)	71.59		15:48:53.104
6 -	37.664	23.854	1:01.518	70.68	0.777	15:49:54.622
7 -	37.112	24.206	1:01.318	70.91	0.577	15:50:55.940
8 -	36.802	24.298	1:01.100 (3)	71.17	0.359	15:51:57.040
9 -	36.937	24.093	1:01.030 (2)	71.25	0.289	15:52:58.070

P24 87	Eddie DALY	Suzuki -
IDEAL LAP TIME : 59.039	BEST LAP TIME : 59.243	DIFFERENCE : 0.204

LAP	SECTOR 1	SECTOR 2	LAP TIME	MPH	DIFF	TIME OF DAY
1 -		27.099	1:15.809	57.36	16.566	15:44:52.503
2 -	39.808	25.687	1:05.495	66.39	6.252	15:45:57.998
3 -	37.671	24.299	1:01.970	70.17	2.727	15:46:59.968
4 -	36.616	24.230	1:00.846	71.46	1.603	15:48:00.814
5 -	36.519	23.894	1:00.413	71.98	1.170	15:49:01.227
6 -	36.156	23.277	59.433 (2)	73.16	0.190	15:50:00.660
7 -	36.101	23.635	59.736 (3)	72.79	0.493	15:51:00.396
8 -	36.091	23.931	1:00.022	72.45	0.779	15:52:00.418
9 -	35.762	23.481	59.243 (1)	73.40		15:52:59.661

P25 134	Adam WILSON	Suzuki -
IDEAL LAP TIME : 1:01.130	BEST LAP TIME : 1:01.130	DIFFERENCE : 0.000

LAP	SECTOR 1	SECTOR 2	LAP TIME	MPH	DIFF	TIME OF DAY
1 -		25.113	1:12.300	60.14	11.170	15:44:48.994
2 -	38.443	24.530	1:02.973	69.05	1.843	15:45:51.967
3 -	38.835	24.513	1:03.348	68.64	2.218	15:46:55.315
4 -	38.964	24.623	1:03.587	68.38	2.457	15:47:58.902
5 -	38.050	24.247	1:02.297 (3)	69.80	1.167	15:49:01.199
6 -	38.428	24.240	1:02.668	69.39	1.538	15:50:03.867
7 -	38.765	24.717	1:03.482	68.50	2.352	15:51:07.349
8 -	37.579	24.481	1:02.060 (2)	70.07	0.930	15:52:09.409
9 -	37.016	24.114	1:01.130 (1)	71.13		15:53:10.539

P26 24	Stuart RAYNER	Suzuki -
IDEAL LAP TIME : 1:04.446	BEST LAP TIME : 1:04.832	DIFFERENCE : 0.386

LAP	SECTOR 1	SECTOR 2	LAP TIME	MPH	DIFF	TIME OF DAY
1 -		25.897	1:14.514	58.35	9.682	15:44:51.208
2 -	40.907	25.510	1:06.417	65.47	1.585	15:45:57.625
3 -	39.895	25.211	1:05.106	66.79	0.274	15:47:02.731
4 -	39.538	25.294	1:04.832 (1)	67.07		15:48:07.563
5 -	39.329	25.584	1:04.913 (3)	66.99	0.081	15:49:12.476
6 -	39.235	25.652	1:04.887 (2)	67.01	0.055	15:50:17.363
7 -	39.816	26.171	1:05.987	65.90	1.155	15:51:23.350
8 -	40.149	25.825	1:05.974	65.91	1.142	15:52:29.324
9 -	39.654	25.391	1:05.045	66.85	0.213	15:53:34.369

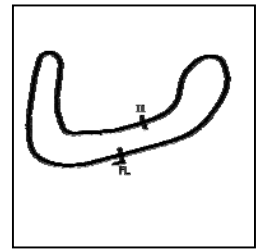
Weather / Track : Cloudy / Dry

Brands Hatch Indy
Circuit Length = 1.2079 miles
Start: 15:43 Flag 15:52 End: 15:53

BMCRC - MRO Championships 2018 - Rnd 1 @ Brands Hatch Indy

MRO Minitwins

RACE 11 - SECTOR ANALYSIS



SECTOR 1 = FL to I1, SECTOR 2 = I1 to FL, DIFF = Difference To Personal Best Lap, P = Crossed Finish Line in Pit Lane, D = Time Disallowed

P27 19		Kevin LILLEY		Suzuki - Vanson Leathers		
IDEAL LAP TIME : 53.543		BEST LAP TIME : 53.543		DIFFERENCE : 0.000		
LAP	SECTOR 1	SECTOR 2	LAP TIME	MPH	DIFF	TIME OF DAY
1 -		22.240	1:01.740	70.43	8.197	15:44:38.434
2 -	33.698	22.105	55.803	77.92	2.260	15:45:34.237
3 -	32.478	21.753	54.231	80.18	0.688	15:46:28.468
4 -	32.344	21.761	54.105 (2)	80.37	0.562	15:47:22.573
5 -	32.325	21.833	54.158 (3)	80.29	0.615	15:48:16.731
6 -	32.640	21.993	54.633	79.59	1.090	15:49:11.364
7 -	32.200	21.343	53.543 (1)	81.21		15:50:04.907

P28 43		Robert DAVIE		Suzuki -		
IDEAL LAP TIME : 1:01.071		BEST LAP TIME :		DIFFERENCE :		
LAP	SECTOR 1	SECTOR 2	LAP TIME	MPH	DIFF	TIME OF DAY
1 -		24.235	1:10.064	62.06		15:44:46.758

Weather / Track : Cloudy / Dry

Results can be found at www.tsl-timing.com

Page 7 of 7

Brands Hatch Indy
 Circuit Length = 1.2079 miles
 Start: 15:43 Flag 15:52 End: 15:53

Printed - 15:55 Saturday, 10 March 2018

BMCRC - MRO Championships 2018 - Rnd 1 @ Brands Hatch Indy

MRO Minitwins

RACE 11 - BEST SECTORS

SECTOR 1			SECTOR 2			IDEAL / BEST COMPARISON						
POS	NO	NAME	TIME	NO	NAME	TIME	POS	NO	NAME	IDEAL	BEST	DIFF
									PERFECT LAP	52.030		
1	26	DAVIES	31.064	26	DAVIES	20.966	1	26	DAVIES	52.030	52.030	0.000
2	86	WITHERINGTON	31.715	86	WITHERINGTON	21.031	2	86	WITHERINGTON	52.746	52.746	0.000
3	74	SINGLETON	31.940	74	SINGLETON	21.158	3	74	SINGLETON	53.098	53.285	0.187
4	97	PACKHAM	31.967	97	PACKHAM	21.289	4	97	PACKHAM	53.256	53.256	0.000
5	444	WILLIAMS	32.174	19	LILLEY	21.343	5	19	LILLEY	53.543	53.543	0.000
6	19	LILLEY	32.200	444	WILLIAMS	21.423	6	444	WILLIAMS	53.597	53.635	0.038
7	777	WILLIAMS	32.521	777	WILLIAMS	21.658	7	777	WILLIAMS	54.179	54.373	0.194
8	13	GREEN	33.020	13	GREEN	21.944	8	13	GREEN	54.964	55.200	0.236
9	48	WALLIS	33.188	81	MAY	22.088	9	48	WALLIS	55.475	55.475	0.000
10	90	WATSON	33.341	20	TOUCEDA	22.123	10	90	WATSON	55.520	55.835	0.315
11	155	HARRIS	33.365	57	FORRER	22.153	11	155	HARRIS	55.551	55.551	0.000
12	96	HARRIS	33.435	50	ROBSON	22.161	12	57	FORRER	55.589	55.589	0.000
13	57	FORRER	33.436	90	WATSON	22.179	13	20	TOUCEDA	55.808	55.808	0.000
14	20	TOUCEDA	33.685	155	HARRIS	22.186	14	81	MAY	55.874	56.131	0.257
15	81	MAY	33.786	113	ELKINS	22.222	15	96	HARRIS	55.885	55.885	0.000
16	113	ELKINS	33.961	48	WALLIS	22.287	16	113	ELKINS	56.183	56.291	0.108
17	25	DAY	33.989	25	DAY	22.331	17	50	ROBSON	56.271	56.375	0.104
18	84	BRANCO	33.999	84	BRANCO	22.424	18	25	DAY	56.320	56.320	0.000
19	50	ROBSON	34.110	96	HARRIS	22.450	19	84	BRANCO	56.423	56.603	0.180
20	54	JAMISON	34.268	54	JAMISON	22.713	20	54	JAMISON	56.981	57.152	0.171
21	101	BARNES	35.000	23	BECKETT	22.756	21	23	BECKETT	58.118	58.345	0.227
22	76	RODGERS	35.283	76	RODGERS	22.884	22	101	BARNES	58.130	58.230	0.100
23	23	BECKETT	35.362	101	BARNES	23.130	23	76	RODGERS	58.167	58.306	0.139
24	87	DALY	35.762	87	DALY	23.277	24	87	DALY	59.039	59.243	0.204
25	16	LANSDELL	36.771	16	LANSDELL	23.854	25	16	LANSDELL	1:00.625	1:00.741	0.116
26	43	DAVIE	36.836	134	WILSON	24.114	26	43	DAVIE	1:01.071		
27	134	WILSON	37.016	43	DAVIE	24.235	27	134	WILSON	1:01.130	1:01.130	0.000
28	24	RAYNER	39.235	24	RAYNER	25.211	28	24	RAYNER	1:04.446	1:04.832	0.386

Weather / Track : Cloudy / Dry

Results can be found at www.tsl-timing.com

Brands Hatch Indy
 Circuit Length = 1.2079 miles
 Start: 15:43 Flag 15:52 End: 15:53

Printed - 15:56 Saturday, 10 March 2018

BMCRC - MRO Championships 2018 - Rnd 1 @ Brands Hatch Indy



MRO Minitwins

RACE 1 - GRID (12 Laps)

ROW 10	30	29	28	43 Robert DAVIE
ROW 9	27	1:04.832 24 Stuart RAYNER	26	1:01.130 134 Adam WILSON
ROW 8	24	59.243 87 Eddie DALY	23	58.345 23 Claire BECKETT
ROW 7	21	58.230 101 Jon BARNES	22	58.306 76 Phillip RODGERS
ROW 6	18	56.375 50 Paul ROBSON	20	57.152 54 Adam JAMISON
ROW 5	17	56.320 25 Harrison DAY	19	56.603 84 Ricardo BRANCO
ROW 4	15	56.131 81 Malvern MAY	16	56.291 113 Sam ELKINS
ROW 3	12	55.808 20 Jose TOUCEDA	14	55.885 96 Dan HARRIS
ROW 2	11	55.589 57 Ludo FORRER	13	55.835 90 Edward WATSON
ROW 1	9	55.475 48 Shaun WALLIS	10	55.551 155 Richard HARRIS
ROW 2	6	53.635 444 Mark WILLIAMS	8	55.200 13 Wil GREEN
ROW 3	5	53.543 19 Kevin LILLEY	7	54.373 777 Mason WILLIAMS
ROW 4	3	53.256 97 Jake PACKHAM	4	53.285 74 Daniel SINGLETON
ROW 5	2	52.746 86 Paul WITHERINGTON	1	52.030 26 Glynn DAVIES
ROW 6	Pole			

Brands Hatch Indy
Circuit Length = 1.2079 miles

These results are provisional until the conclusion of any judicial and technical matters.

Clerk Of Course :	Timekeeper :
-------------------	--------------

Results can be found at www.tsl-timing.com

Printed - 15:57 Saturday, 10 March 2018



BMCRC - MRO Championships 2018 - Rnd 1 @ Brands Hatch Indy



MRO Minitwins

RACE 1 - CLASSIFICATION

POS	NO	NAME	ENTRY	LAPS	TIME	GAP	DIFF	MPH	BEST	ON
1	777	Mason WILLIAMS	Suzuki - MoreMoto	12	12:07.250			71.75	59.112	11
2	86	Paul WITHERINGTON	Suzuki - P&R plumbing	12	12:10.402	3.152	3.152	71.44	59.147	11
3	96	Dan HARRIS	Suzuki - HP Racing	12	12:12.263	5.013	1.861	71.26	58.387	6
4	155	Richard HARRIS	Suzuki - HP Racing	12	12:12.390	5.140	0.127	71.25	58.969	8
5	20	Jose TOUCEDA	Suzuki - Cell2	12	12:22.738	15.488	10.348	70.25	59.730	11
6	13	Wil GREEN	Suzuki - Faith Fueled Racing	12	12:43.468	36.218	20.730	68.35	1:01.448	12
7	54	Adam JAMISON	Suzuki - AJ Racing	12	12:44.214	36.964	0.746	68.28	1:01.395	11
8	444	Mark WILLIAMS	Suzuki - Universal Motorcycle Training	12	12:45.932	38.682	1.718	68.13	1:00.252	12
9	81	Malvern MAY	Suzuki -	12	12:49.100	41.850	3.168	67.84	1:01.365	10
10	113	Sam ELKINS	Suzuki - Me Old Man	12	12:50.841	43.591	1.741	67.69	1:01.459	10
11	50	Paul ROBSON	Suzuki -	12	12:53.724	46.474	2.883	67.44	1:00.882	12
12	84	Ricardo BRANCO	Suzuki - IMP Racing	12	12:54.067	46.817	0.343	67.41	1:01.591	12
13	25	Harrison DAY	Suzuki -	12	12:59.685	52.435	5.618	66.92	1:01.886	12
14	97	Jake PACKHAM	Suzuki -	12	13:00.899	53.649	1.214	66.82	1:02.242	12
15	76	Phillip RODGERS	Suzuki -	12	13:03.954	56.704	3.055	66.56	1:02.781	9
16	16	Geoff LANSDELL	Suzuki - EPG Domestic	12	13:08.891	1:01.641	4.937	66.14	1:03.275	10
17	48	Shaun WALLIS	Suzuki - Watling Tyres	11	12:12.669	1 Lap	1 Lap	65.28	1:04.333	11
18	23	Claire BECKETT	Suzuki - Cowpers Oak	11	12:12.724	1 Lap	0.055	65.28	1:04.398	9
19	43	Robert DAVIE	Suzuki -	11	12:13.816	1 Lap	1.092	65.18	1:04.626	8
20	134	Adam WILSON	Suzuki -	10	12:10.314	2 Laps	1 Lap	59.54	1:10.990	8
21	24	Stuart RAYNER	Suzuki -	10	12:11.780	2 Laps	1.466	59.42	1:10.186	10

NOT CLASSIFIED

DNF	90	Edward WATSON	Suzuki - TEA Time Racing & Motorsportdays.com	10	10:19.071	2 Laps		70.24	59.047	9
DNF	87	Eddie DALY	Suzuki -	8	9:16.390	4 Laps	2 Laps	62.52	1:05.054	8
DNF	26	Glynn DAVIES	Suzuki -	2	2:06.309	10 Laps	6 Laps	68.85	1:01.995	2
DNF	74	Daniel SINGLETON	Suzuki - me	0						
DNF	19	Kevin LILLEY	Suzuki - Vanson Leathers	0						

FASTEST LAP

96	Dan HARRIS	Suzuki - HP Racing	6	58.387	74.47 mph	119.86 kph
----	------------	--------------------	---	--------	-----------	------------

92.5% of Race Speed = 66.36 mph

Weather / Track : Cloudy / Wet

These results are provisional until the conclusion of any judicial and technical matters.

Brands Hatch Indy

Circuit Length = 1.2079 miles

Start: 10:22 Flag 10:34 End: 10:35

Clerk Of Course :

Timekeeper :

Results can be found at www.tsl-timing.com

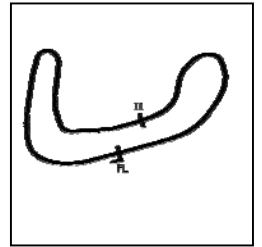
Printed - 10:36 Sunday, 11 March 2018



BMCRC - MRO Championships 2018 - Rnd 1 @ Brands Hatch Indy

MRO Minitwins

RACE 1 - SECTOR ANALYSIS



SECTOR 1 = FL to I1, SECTOR 2 = I1 to FL, DIFF = Difference To Personal Best Lap, P = Crossed Finish Line in Pit Lane, D = Time Disallowed

P1 777		Mason WILLIAMS		Suzuki - MoreMoto		
IDEAL LAP TIME : 58.961		BEST LAP TIME : 59.112		DIFFERENCE : 0.151		
LAP	SECTOR 1	SECTOR 2	LAP TIME	MPH	DIFF	TIME OF DAY
1 -		23.898	1:05.182	66.71	6.070	10:23:38.331
2 -	36.559	24.144	1:00.703	71.63	1.591	10:24:39.034
3 -	36.545	23.802	1:00.347	72.05	1.235	10:25:39.381
4 -	36.451	23.792	1:00.243	72.18	1.131	10:26:39.624
5 -	36.477	24.124	1:00.601	71.75	1.489	10:27:40.225
6 -	36.883	23.993	1:00.876	71.43	1.764	10:28:41.101
7 -	36.729	24.047	1:00.776	71.55	1.664	10:29:41.877
8 -	36.735	24.144	1:00.879	71.43	1.767	10:30:42.756
9 -	36.119	23.813	59.932	72.55	0.820	10:31:42.688
10 -	35.829	23.537	59.366 (3)	73.25	0.254	10:32:42.054
11 -	35.424	23.688	59.112 (1)	73.56		10:33:41.166
12 -	35.574	23.659	59.233 (2)	73.41	0.121	10:34:40.399

P2 86		Paul WITHERINGTON		Suzuki - P&R plumbing		
IDEAL LAP TIME : 59.005		BEST LAP TIME : 59.147		DIFFERENCE : 0.142		
LAP	SECTOR 1	SECTOR 2	LAP TIME	MPH	DIFF	TIME OF DAY
1 -		24.073	1:04.918	66.98	5.771	10:23:38.067
2 -	36.406	24.349	1:00.755	71.57	1.608	10:24:38.822
3 -	37.637	24.135	1:01.772	70.39	2.625	10:25:40.594
4 -	36.447	24.689	1:01.136	71.13	1.989	10:26:41.730
5 -	36.661	24.403	1:01.064	71.21	1.917	10:27:42.794
6 -	36.931	24.826	1:01.757	70.41	2.610	10:28:44.551
7 -	35.874	23.787	59.661	72.88	0.514	10:29:44.212
8 -	35.488	24.120	59.608 (2)	72.95	0.461	10:30:43.820
9 -	35.951	23.658	59.609 (3)	72.95	0.462	10:31:43.429
10 -	35.970	23.647	59.617	72.94	0.470	10:32:43.046
11 -	35.630	23.517	59.147 (1)	73.52		10:33:42.193
12 -	36.555	24.803	1:01.358	70.87	2.211	10:34:43.551

P3 96		Dan HARRIS		Suzuki - HP Racing		
IDEAL LAP TIME : 58.035		BEST LAP TIME : 58.387		DIFFERENCE : 0.352		
LAP	SECTOR 1	SECTOR 2	LAP TIME	MPH	DIFF	TIME OF DAY
1 -		26.400	1:14.136	58.65	15.749	10:23:47.285
2 -	37.989	25.060	1:03.049	68.97	4.662	10:24:50.334
3 -	36.902	23.784	1:00.686	71.65	2.299	10:25:51.020
4 -	36.773	24.429	1:01.202	71.05	2.815	10:26:52.222
5 -	35.527	23.713	59.240	73.40	0.853	10:27:51.462
6 -	35.001	23.386	58.387 (1)	74.47		10:28:49.849
7 -	35.744	23.687	59.431	73.17	1.044	10:29:49.280
8 -	35.728	23.574	59.302	73.32	0.915	10:30:48.582
9 -	35.585	24.235	59.820	72.69	1.433	10:31:48.402
10 -	35.491	23.489	58.980 (3)	73.73	0.593	10:32:47.382
11 -	35.486	23.698	59.184	73.47	0.797	10:33:46.566
12 -	34.649	24.197	58.846 (2)	73.89	0.459	10:34:45.412

P4 155		Richard HARRIS		Suzuki - HP Racing		
IDEAL LAP TIME : 58.802		BEST LAP TIME : 58.969		DIFFERENCE : 0.167		
LAP	SECTOR 1	SECTOR 2	LAP TIME	MPH	DIFF	TIME OF DAY
1 -		26.487	1:11.787	60.57	12.818	10:23:44.936
2 -	37.986	24.491	1:02.477	69.60	3.508	10:24:47.413
3 -	36.801	24.410	1:01.211	71.04	2.242	10:25:48.624
4 -	36.258	24.145	1:00.403	71.99	1.434	10:26:49.027
5 -	36.128	24.127	1:00.255	72.17	1.286	10:27:49.282
6 -	36.228	24.093	1:00.321	72.09	1.352	10:28:49.603
7 -	36.230	23.512	59.742	72.78	0.773	10:29:49.345
8 -	35.298	23.671	58.969 (1)	73.74		10:30:48.314
9 -	35.646	24.167	59.813	72.70	0.844	10:31:48.127

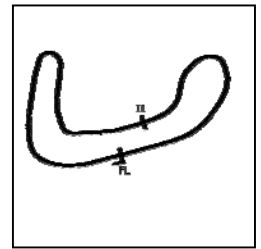
Weather / Track : Cloudy / Wet

Brands Hatch Indy
Circuit Length = 1.2079 miles
Start: 10:22 Flag 10:34 End: 10:35

BMCRC - MRO Championships 2018 - Rnd 1 @ Brands Hatch Indy

MRO Minitwins

RACE 1 - SECTOR ANALYSIS



SECTOR 1 = FL to I1, SECTOR 2 = I1 to FL, DIFF = Difference To Personal Best Lap, P = Crossed Finish Line in Pit Lane, D = Time Disallowed

10 -	35.429	23.669	59.098 (2)	73.58	0.129	10:32:47.225
11 -	35.455	23.686	59.141 (3)	73.52	0.172	10:33:46.366
12 -	35.290	23.883	59.173	73.48	0.204	10:34:45.539

P5	20	Jose TOUCEDA	Suzuki - Cell2			
IDEAL LAP TIME : 59.502		BEST LAP TIME : 59.730	DIFFERENCE : 0.228			

LAP	SECTOR 1	SECTOR 2	LAP TIME	MPH	DIFF	TIME OF DAY
1 -		26.232	1:11.937	60.44	12.207	10:23:45.086
2 -	37.570	24.686	1:02.256	69.85	2.526	10:24:47.342
3 -	38.125	24.820	1:02.945	69.08	3.215	10:25:50.287
4 -	37.412	24.391	1:01.803	70.36	2.073	10:26:52.090
5 -	36.505	24.068	1:00.573	71.79	0.843	10:27:52.663
6 -	36.848	24.055	1:00.903	71.40	1.173	10:28:53.566
7 -	36.715	23.944	1:00.659	71.68	0.929	10:29:54.225
8 -	36.500	24.302	1:00.802	71.52	1.072	10:30:55.027
9 -	36.728	24.349	1:01.077	71.19	1.347	10:31:56.104
10 -	36.128	23.860	59.988 (2)	72.49	0.258	10:32:56.092
11 -	35.642	24.088	59.730 (1)	72.80		10:33:55.822
12 -	35.937	24.128	1:00.065 (3)	72.39	0.335	10:34:55.887

P6	13	Wii GREEN	Suzuki - Faith Fueled Racing			
IDEAL LAP TIME : 1:01.336		BEST LAP TIME : 1:01.448	DIFFERENCE : 0.112			

LAP	SECTOR 1	SECTOR 2	LAP TIME	MPH	DIFF	TIME OF DAY
1 -		26.905	1:12.499	59.98	11.051	10:23:45.648
2 -	39.861	25.283	1:05.144	66.75	3.696	10:24:50.792
3 -	38.166	25.149	1:03.315	68.68	1.867	10:25:54.107
4 -	37.805	25.181	1:02.986	69.04	1.538	10:26:57.093
5 -	37.480	25.078	1:02.558	69.51	1.110	10:27:59.651
6 -	38.084	25.342	1:03.426	68.56	1.978	10:29:03.077
7 -	37.143	25.004	1:02.147 (3)	69.97	0.699	10:30:05.224
8 -	38.214	25.462	1:03.676	68.29	2.228	10:31:08.900
9 -	37.211	25.005	1:02.216	69.89	0.768	10:32:11.116
10 -	36.767	24.852	1:01.619 (2)	70.57	0.171	10:33:12.735
11 -	37.038	25.396	1:02.434	69.65	0.986	10:34:15.169
12 -	36.879	24.569	1:01.448 (1)	70.76		10:35:16.617

P7	54	Adam JAMISON	Suzuki - AJ Racing			
IDEAL LAP TIME : 1:01.037		BEST LAP TIME : 1:01.395	DIFFERENCE : 0.358			

LAP	SECTOR 1	SECTOR 2	LAP TIME	MPH	DIFF	TIME OF DAY
1 -		27.566	1:14.031	58.73	12.636	10:23:47.180
2 -	38.888	25.625	1:04.513	67.40	3.118	10:24:51.693
3 -	38.398	25.264	1:03.662	68.30	2.267	10:25:55.355
4 -	38.480	24.995	1:03.475	68.50	2.080	10:26:58.830
5 -	37.921	25.005	1:02.926	69.10	1.531	10:28:01.756
6 -	38.416	25.228	1:03.644	68.32	2.249	10:29:05.400
7 -	37.223	25.029	1:02.252	69.85	0.857	10:30:07.652
8 -	38.056	24.987	1:03.043	68.97	1.648	10:31:10.695
9 -	37.664	24.360	1:02.024	70.11	0.629	10:32:12.719
10 -	36.897	24.618	1:01.515 (2)	70.69	0.120	10:33:14.234
11 -	36.709	24.686	1:01.395 (1)	70.82		10:34:15.629
12 -	36.677	25.057	1:01.734 (3)	70.44	0.339	10:35:17.363

P8	444	Mark WILLIAMS	Suzuki - Universal Motorcycle Training			
IDEAL LAP TIME : 1:00.252		BEST LAP TIME : 1:00.252	DIFFERENCE : 0.000			

LAP	SECTOR 1	SECTOR 2	LAP TIME	MPH	DIFF	TIME OF DAY
1 -		27.048	1:12.164	60.25	11.912	10:23:45.313
2 -	40.330	25.860	1:06.190	65.69	5.938	10:24:51.503
3 -	39.395	25.744	1:05.139	66.75	4.887	10:25:56.642
4 -	38.592	25.157	1:03.749	68.21	3.497	10:27:00.391
5 -	39.018	26.133	1:05.151	66.74	4.899	10:28:05.542

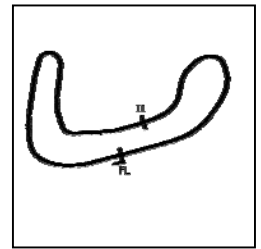
Weather / Track : Cloudy / Wet

Brands Hatch Indy
Circuit Length = 1.2079 miles
Start: 10:22 Flag 10:34 End: 10:35

BMCRC - MRO Championships 2018 - Rnd 1 @ Brands Hatch Indy

MRO Minitwins

RACE 1 - SECTOR ANALYSIS



SECTOR 1 = FL to I1, SECTOR 2 = I1 to FL, DIFF = Difference To Personal Best Lap, P = Crossed Finish Line in Pit Lane, D = Time Disallowed

6 -	38.728	25.142	1:03.870	68.08	3.618	10:29:09.412
7 -	37.223	25.232	1:02.455	69.62	2.203	10:30:11.867
8 -	37.474	24.972	1:02.446	69.63	2.194	10:31:14.313
9 -	36.858	24.783	1:01.641	70.54	1.389	10:32:15.954
10 -	36.616	24.778	1:01.394 (2)	70.83	1.142	10:33:17.348
11 -	36.690	24.791	1:01.481 (3)	70.73	1.229	10:34:18.829
12 -	35.947	24.305	1:00.252 (1)	72.17		10:35:19.081

P9 81 Malvern MAY		Suzuki -				
IDEAL LAP TIME : 1:01.290		BEST LAP TIME : 1:01.365		DIFFERENCE : 0.075		
LAP	SECTOR 1	SECTOR 2	LAP TIME	MPH	DIFF	TIME OF DAY
1 -		28.043	1:15.308	57.74	13.943	10:23:48.457
2 -	39.726	25.957	1:05.683	66.20	4.318	10:24:54.140
3 -	39.252	25.450	1:04.702	67.20	3.337	10:25:58.842
4 -	38.156	25.851	1:04.007	67.93	2.642	10:27:02.849
5 -	38.103	25.384	1:03.487	68.49	2.122	10:28:06.336
6 -	38.762	25.239	1:04.001	67.94	2.636	10:29:10.337
7 -	37.514	24.779	1:02.293	69.80	0.928	10:30:12.630
8 -	37.147	25.239	1:02.386	69.70	1.021	10:31:15.016
9 -	37.824	24.958	1:02.782	69.26	1.417	10:32:17.798
10 -	37.004	24.361	1:01.365 (1)	70.86		10:33:19.163
11 -	36.929	24.473	1:01.402 (2)	70.82	0.037	10:34:20.565
12 -	37.024	24.660	1:01.684 (3)	70.49	0.319	10:35:22.249

P10 113 Sam ELKINS		Suzuki - Me Old Man				
IDEAL LAP TIME : 1:01.383		BEST LAP TIME : 1:01.459		DIFFERENCE : 0.076		
LAP	SECTOR 1	SECTOR 2	LAP TIME	MPH	DIFF	TIME OF DAY
1 -		27.715	1:14.692	58.22	13.233	10:23:47.841
2 -	39.701	25.873	1:05.574	66.31	4.115	10:24:53.415
3 -	39.090	25.493	1:04.583	67.33	3.124	10:25:57.998
4 -	38.461	25.623	1:04.084	67.85	2.625	10:27:02.082
5 -	37.580	25.396	1:02.976	69.05	1.517	10:28:05.058
6 -	38.338	24.883	1:03.221	68.78	1.762	10:29:08.279
7 -	38.277	25.201	1:03.478	68.50	2.019	10:30:11.757
8 -	38.630	24.947	1:03.577	68.39	2.118	10:31:15.334
9 -	38.228	25.066	1:03.294	68.70	1.835	10:32:18.628
10 -	37.060	24.399	1:01.459 (1)	70.75		10:33:20.087
11 -	36.984	24.927	1:01.911 (2)	70.23	0.452	10:34:21.998
12 -	37.505	24.487	1:01.992 (3)	70.14	0.533	10:35:23.990

P11 50 Paul ROBSON		Suzuki -				
IDEAL LAP TIME : 1:00.882		BEST LAP TIME : 1:00.882		DIFFERENCE : 0.000		
LAP	SECTOR 1	SECTOR 2	LAP TIME	MPH	DIFF	TIME OF DAY
1 -		27.940	1:15.468	57.62	14.586	10:23:48.617
2 -	40.616	26.408	1:07.024	64.88	6.142	10:24:55.641
3 -	39.435	25.889	1:05.324	66.56	4.442	10:26:00.965
4 -	38.045	25.500	1:03.545	68.43	2.663	10:27:04.510
5 -	38.134	24.923	1:03.057	68.96	2.175	10:28:07.567
6 -	38.050	24.933	1:02.983	69.04	2.101	10:29:10.550
7 -	38.333	25.087	1:03.420	68.56	2.538	10:30:13.970
8 -	39.041	25.848	1:04.889	67.01	4.007	10:31:18.859
9 -	37.442	25.127	1:02.569	69.50	1.687	10:32:21.428
10 -	37.618	24.729	1:02.347 (3)	69.74	1.465	10:33:23.775
11 -	37.245	24.971	1:02.216 (2)	69.89	1.334	10:34:25.991
12 -	36.670	24.212	1:00.882 (1)	71.42		10:35:26.873

P12 84 Ricardo BRANCO		Suzuki - IMP Racing				
IDEAL LAP TIME : 1:01.591		BEST LAP TIME : 1:01.591		DIFFERENCE : 0.000		
LAP	SECTOR 1	SECTOR 2	LAP TIME	MPH	DIFF	TIME OF DAY
1 -		27.754	1:14.392	58.45	12.801	10:23:47.541

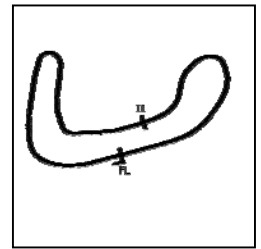
Weather / Track : Cloudy / Wet

Brands Hatch Indy
Circuit Length = 1.2079 miles
Start: 10:22 Flag 10:34 End: 10:35

BMCRC - MRO Championships 2018 - Rnd 1 @ Brands Hatch Indy

MRO Minitwins

RACE 1 - SECTOR ANALYSIS



SECTOR 1 = FL to I1, SECTOR 2 = I1 to FL, DIFF = Difference To Personal Best Lap, P = Crossed Finish Line in Pit Lane, D = Time Disallowed

2 -	39.426	26.210	1:05.636	66.25	4.045	10:24:53.177
3 -	38.986	25.546	1:04.532	67.38	2.941	10:25:57.709
4 -	38.455	25.826	1:04.281	67.64	2.690	10:27:01.990
5 -	38.516	25.784	1:04.300	67.62	2.709	10:28:06.290
6 -	38.463	25.406	1:03.869	68.08	2.278	10:29:10.159
7 -	38.333	25.046	1:03.379	68.61	1.788	10:30:13.538
8 -	37.782	25.340	1:03.122 (3)	68.89	1.531	10:31:16.660
9 -	37.929	25.476	1:03.405	68.58	1.814	10:32:20.065
10 -	38.270	24.951	1:03.221	68.78	1.630	10:33:23.286
11 -	37.322	25.017	1:02.339 (2)	69.75	0.748	10:34:25.625
12 -	37.286	24.305	1:01.591 (1)	70.60		10:35:27.216

P13 25 Harrison DAY			Suzuki -			
IDEAL LAP TIME : 1:01.752		BEST LAP TIME : 1:01.886		DIFFERENCE : 0.134		
LAP	SECTOR 1	SECTOR 2	LAP TIME	MPH	DIFF	TIME OF DAY
1 -		27.896	1:15.699	57.44	13.813	10:23:48.848
2 -	40.875	26.309	1:07.184	64.72	5.298	10:24:56.032
3 -	40.301	26.045	1:06.346	65.54	4.460	10:26:02.378
4 -	39.419	25.545	1:04.964	66.93	3.078	10:27:07.342
5 -	39.223	25.245	1:04.468	67.45	2.582	10:28:11.810
6 -	38.661	25.062	1:03.723	68.24	1.837	10:29:15.533
7 -	37.932	25.186	1:03.118	68.89	1.232	10:30:18.651
8 -	37.643	25.292	1:02.935 (3)	69.09	1.049	10:31:21.586
9 -	38.040	25.220	1:03.260	68.74	1.374	10:32:24.846
10 -	38.326	25.392	1:03.718	68.24	1.832	10:33:28.564
11 -	37.781	24.603	1:02.384 (2)	69.70	0.498	10:34:30.948
12 -	37.149	24.737	1:01.886 (1)	70.26		10:35:32.834

P14 97 Jake PACKHAM			Suzuki -			
IDEAL LAP TIME : 1:02.242		BEST LAP TIME : 1:02.242		DIFFERENCE : 0.000		
LAP	SECTOR 1	SECTOR 2	LAP TIME	MPH	DIFF	TIME OF DAY
1 -		26.695	1:12.142	60.27	9.900	10:23:45.291
2 -	39.435	25.639	1:05.074	66.82	2.832	10:24:50.365
3 -	38.771	25.511	1:04.282	67.64	2.040	10:25:54.647
4 -	39.516	25.631	1:05.147	66.75	2.905	10:26:59.794
5 -	39.415	25.610	1:05.025	66.87	2.783	10:28:04.819
6 -	39.227	24.938	1:04.165 (3)	67.77	1.923	10:29:08.984
7 -	39.187	25.020	1:04.207	67.72	1.965	10:30:13.191
8 -	39.630	25.401	1:05.031	66.86	2.789	10:31:18.222
9 -	39.371	25.243	1:04.614	67.30	2.372	10:32:22.836
10 -	39.579	25.691	1:05.270	66.62	3.028	10:33:28.106
11 -	38.884	24.816	1:03.700 (2)	68.26	1.458	10:34:31.806
12 -	37.494	24.748	1:02.242 (1)	69.86		10:35:34.048

P15 76 Phillip RODGERS			Suzuki -			
IDEAL LAP TIME : 1:02.781		BEST LAP TIME : 1:02.781		DIFFERENCE : 0.000		
LAP	SECTOR 1	SECTOR 2	LAP TIME	MPH	DIFF	TIME OF DAY
1 -		28.451	1:17.629	56.01	14.848	10:23:50.778
2 -	40.806	26.609	1:07.415	64.50	4.634	10:24:58.193
3 -	39.830	26.020	1:05.850	66.03	3.069	10:26:04.043
4 -	39.126	25.656	1:04.782	67.12	2.001	10:27:08.825
5 -	39.219	25.311	1:04.530	67.38	1.749	10:28:13.355
6 -	38.388	25.319	1:03.707	68.25	0.926	10:29:17.062
7 -	38.044	25.189	1:03.233 (3)	68.77	0.452	10:30:20.295
8 -	38.152	25.034	1:03.186 (2)	68.82	0.405	10:31:23.481
9 -	37.806	24.975	1:02.781 (1)	69.26		10:32:26.262
10 -	38.354	25.261	1:03.615	68.35	0.834	10:33:29.877
11 -	38.095	25.231	1:03.326	68.67	0.545	10:34:33.203
12 -	38.254	25.646	1:03.900	68.05	1.119	10:35:37.103

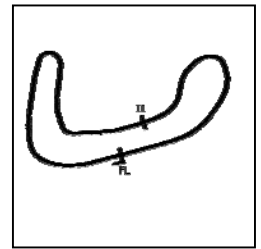
Weather / Track : Cloudy / Wet

Brands Hatch Indy
Circuit Length = 1.2079 miles
Start: 10:22 Flag 10:34 End: 10:35

BMCRC - MRO Championships 2018 - Rnd 1 @ Brands Hatch Indy

MRO Minitwins

RACE 1 - SECTOR ANALYSIS



SECTOR 1 = FL to I1, SECTOR 2 = I1 to FL, DIFF = Difference To Personal Best Lap, P = Crossed Finish Line in Pit Lane, D = Time Disallowed

P16 16		Geoff LANSDALL		Suzuki - EPG Domestic		
IDEAL LAP TIME : 1:03.233		BEST LAP TIME : 1:03.275		DIFFERENCE : 0.042		
LAP	SECTOR 1	SECTOR 2	LAP TIME	MPH	DIFF	TIME OF DAY
1 -		28.286	1:17.441	56.15	14.166	10:23:50.590
2 -	40.903	26.445	1:07.348	64.56	4.073	10:24:57.938
3 -	39.677	26.288	1:05.965	65.92	2.690	10:26:03.903
4 -	40.337	25.746	1:06.083	65.80	2.808	10:27:09.986
5 -	39.390	26.349	1:05.739	66.14	2.464	10:28:15.725
6 -	39.061	25.116	1:04.177	67.75	0.902	10:29:19.902
7 -	38.237	25.246	1:03.483 (3)	68.50	0.208	10:30:23.385
8 -	39.038	25.472	1:04.510	67.40	1.235	10:31:27.895
9 -	38.273	25.107	1:03.380 (2)	68.61	0.105	10:32:31.275
10 -	38.279	24.996	1:03.275 (1)	68.72		10:33:34.550
11 -	38.812	25.011	1:03.823	68.13	0.548	10:34:38.373
12 -	38.472	25.195	1:03.667	68.30	0.392	10:35:42.400

P17 48		Shaun WALLIS		Suzuki - Watling Tyres		
IDEAL LAP TIME : 1:04.333		BEST LAP TIME : 1:04.333		DIFFERENCE : 0.000		
LAP	SECTOR 1	SECTOR 2	LAP TIME	MPH	DIFF	TIME OF DAY
1 -		28.334	1:14.576	58.31	10.243	10:23:47.725
2 -	40.910	26.756	1:07.666	64.26	3.333	10:24:55.391
3 -	40.325	26.572	1:06.897	65.00	2.564	10:26:02.288
4 -	40.207	26.225	1:06.432	65.45	2.099	10:27:08.720
5 -	40.392	26.453	1:06.845	65.05	2.512	10:28:15.565
6 -	39.485	26.078	1:05.563	66.32	1.230	10:29:21.128
7 -	38.932	26.197	1:05.129 (3)	66.76	0.796	10:30:26.257
8 -	39.333	26.062	1:05.395	66.49	1.062	10:31:31.652
9 -	39.235	25.917	1:05.152	66.74	0.819	10:32:36.804
10 -	38.708	25.973	1:04.681 (2)	67.23	0.348	10:33:41.485
11 -	38.666	25.667	1:04.333 (1)	67.59		10:34:45.818

P18 23		Claire BECKETT		Suzuki - Cowpers Oak		
IDEAL LAP TIME : 1:04.398		BEST LAP TIME : 1:04.398		DIFFERENCE : 0.000		
LAP	SECTOR 1	SECTOR 2	LAP TIME	MPH	DIFF	TIME OF DAY
1 -		27.859	1:16.717	56.68	12.319	10:23:49.866
2 -	41.243	26.220	1:07.463	64.45	3.065	10:24:57.329
3 -	39.953	26.300	1:06.253	65.63	1.855	10:26:03.582
4 -	40.299	25.870	1:06.169	65.71	1.771	10:27:09.751
5 -	40.011	26.270	1:06.281	65.60	1.883	10:28:16.032
6 -	39.891	25.579	1:05.470	66.42	1.072	10:29:21.502
7 -	39.635	25.481	1:05.116	66.78	0.718	10:30:26.618
8 -	39.551	25.440	1:04.991 (3)	66.91	0.593	10:31:31.609
9 -	38.971	25.427	1:04.398 (1)	67.52		10:32:36.007
10 -	39.266	25.562	1:04.828 (2)	67.07	0.430	10:33:40.835
11 -	39.154	25.884	1:05.038	66.86	0.640	10:34:45.873

P19 43		Robert DAVIE		Suzuki -		
IDEAL LAP TIME : 1:04.146		BEST LAP TIME : 1:04.626		DIFFERENCE : 0.480		
LAP	SECTOR 1	SECTOR 2	LAP TIME	MPH	DIFF	TIME OF DAY
1 -		28.426	1:17.852	55.85	13.226	10:23:51.001
2 -	41.405	26.274	1:07.679	64.25	3.053	10:24:58.680
3 -	40.259	26.338	1:06.597	65.29	1.971	10:26:05.277
4 -	40.076	25.841	1:05.917	65.97	1.291	10:27:11.194
5 -	39.353	25.743	1:05.096 (3)	66.80	0.470	10:28:16.290
6 -	40.258	25.573	1:05.831	66.05	1.205	10:29:22.121
7 -	39.676	25.503	1:05.179	66.71	0.553	10:30:27.300
8 -	39.143	25.483	1:04.626 (1)	67.28		10:31:31.926
9 -	39.274	25.867	1:05.141	66.75	0.515	10:32:37.067
10 -	38.736	26.003	1:04.739 (2)	67.17	0.113	10:33:41.806
11 -	38.663	26.496	1:05.159	66.73	0.533	10:34:46.965

Weather / Track : Cloudy / Wet

Brands Hatch Indy
Circuit Length = 1.2079 miles
Start: 10:22 Flag 10:34 End: 10:35

BMCRC - MRO Championships 2018 - Rnd 1 @ Brands Hatch Indy

MRO Minitwins

RACE 1 - SECTOR ANALYSIS



SECTOR 1 = FL to I1, SECTOR 2 = I1 to FL, DIFF = Difference To Personal Best Lap, P = Crossed Finish Line in Pit Lane, D = Time Disallowed

P20 134		Adam WILSON		Suzuki -		
IDEAL LAP TIME : 1:10.143		BEST LAP TIME : 1:10.990		DIFFERENCE : 0.847		
LAP	SECTOR 1	SECTOR 2	LAP TIME	MPH	DIFF	TIME OF DAY
1 -		28.843	1:20.907	53.74	9.917	10:23:54.056
2 -	44.285	28.519	1:12.804	59.73	1.814	10:25:06.860
3 -	45.837	28.500	1:14.337	58.49	3.347	10:26:21.197
4 -	44.892	28.422	1:13.314	59.31	2.324	10:27:34.511
5 -	44.314	27.926	1:12.240	60.19	1.250	10:28:46.751
6 -	44.306	27.188	1:11.494	60.82	0.504	10:29:58.245
7 -	43.488	27.646	1:11.134 (2)	61.13	0.144	10:31:09.379
8 -	43.164	27.826	1:10.990 (1)	61.25		10:32:20.369
9 -	42.955	28.344	1:11.299 (3)	60.99	0.309	10:33:31.668
10 -	43.716	28.079	1:11.795	60.56	0.805	10:34:43.463

P21 24		Stuart RAYNER		Suzuki -		
IDEAL LAP TIME : 1:09.834		BEST LAP TIME : 1:10.186		DIFFERENCE : 0.352		
LAP	SECTOR 1	SECTOR 2	LAP TIME	MPH	DIFF	TIME OF DAY
1 -		29.811	1:22.779	52.53	12.593	10:23:55.928
2 -	44.275	28.904	1:13.179	59.42	2.993	10:25:09.107
3 -	44.186	28.956	1:13.142	59.45	2.956	10:26:22.249
4 -	44.672	28.759	1:13.431	59.22	3.245	10:27:35.680
5 -	44.312	28.676	1:12.988	59.57	2.802	10:28:48.668
6 -	43.705	28.408	1:12.113	60.30	1.927	10:30:00.781
7 -	43.399	27.483	1:10.882 (2)	61.34	0.696	10:31:11.663
8 -	43.456	28.659	1:12.115	60.30	1.929	10:32:23.778
9 -	43.060	27.905	1:10.965 (3)	61.27	0.779	10:33:34.743
10 -	42.351	27.835	1:10.186 (1)	61.95		10:34:44.929

P22 90		Edward WATSON		Suzuki - TEA Time Racing & Motorsportdays.com		
IDEAL LAP TIME : 58.989		BEST LAP TIME : 59.047		DIFFERENCE : 0.058		
LAP	SECTOR 1	SECTOR 2	LAP TIME	MPH	DIFF	TIME OF DAY
1 -		26.652	1:12.707	59.80	13.660	10:23:45.856
2 -	39.233	24.985	1:04.218	67.71	5.171	10:24:50.074
3 -	37.263	24.744	1:02.007	70.13	2.960	10:25:52.081
4 -	36.636	24.651	1:01.287	70.95	2.240	10:26:53.368
5 -	36.599	24.269	1:00.868	71.44	1.821	10:27:54.236
6 -	36.170	23.877	1:00.047	72.42	1.000	10:28:54.283
7 -	36.251	24.054	1:00.305	72.11	1.258	10:29:54.588
8 -	35.532	23.837	59.369 (3)	73.24	0.322	10:30:53.957
9 -	35.269	23.778	59.047 (1)	73.64		10:31:53.004
10 -	35.416	23.800	59.216 (2)	73.43	0.169	10:32:52.220

P23 87		Eddie DALY		Suzuki -		
IDEAL LAP TIME : 1:05.054		BEST LAP TIME : 1:05.054		DIFFERENCE : 0.000		
LAP	SECTOR 1	SECTOR 2	LAP TIME	MPH	DIFF	TIME OF DAY
1 -		29.367	1:20.514	54.01	15.460	10:23:53.663
2 -	43.322	28.634	1:11.956	60.43	6.902	10:25:05.619
3 -	42.306	27.646	1:09.952	62.16	4.898	10:26:15.571
4 -	41.033	27.203	1:08.236	63.72	3.182	10:27:23.807
5 -	40.187	26.554	1:06.741 (3)	65.15	1.687	10:28:30.548
6 -	41.051	26.498	1:07.549	64.37	2.495	10:29:38.097
7 -	39.673	26.715	1:06.388 (2)	65.50	1.334	10:30:44.485
8 -	38.807	26.247	1:05.054 (1)	66.84		10:31:49.539

P24 26		Glynn DAVIES		Suzuki -		
IDEAL LAP TIME : 1:00.326		BEST LAP TIME : 1:01.995		DIFFERENCE : 1.669		
LAP	SECTOR 1	SECTOR 2	LAP TIME	MPH	DIFF	TIME OF DAY
1 -		24.120	1:04.314	67.61	2.319	10:23:37.463

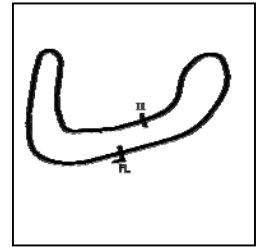
Weather / Track : Cloudy / Wet

Brands Hatch Indy
Circuit Length = 1.2079 miles
Start: 10:22 Flag 10:34 End: 10:35

BMCRC - MRO Championships 2018 - Rnd 1 @ Brands Hatch Indy

MRO Minitwins

RACE 1 - SECTOR ANALYSIS



SECTOR 1 = FL to I1, SECTOR 2 = I1 to FL, DIFF = Difference To Personal Best Lap, P = Crossed Finish Line in Pit Lane, D = Time Disallowed

2 - 36.206

25.789

1:01.995 (1) 70.14

10:24:39.458

BMCRC - MRO Championships 2018 - Rnd 1 @ Brands Hatch Indy

MRO Minitwins

RACE 1 - BEST SECTORS

SECTOR 1			SECTOR 2			IDEAL / BEST COMPARISON						
POS	NO	NAME	TIME	NO	NAME	TIME	POS	NO	NAME	IDEAL	BEST	DIFF
									PERFECT LAP	58.035		
1	96	HARRIS	34.649	96	HARRIS	23.386	1	96	HARRIS	58.035	58.387	0.352
2	90	WATSON	35.211	155	HARRIS	23.512	2	155	HARRIS	58.802	58.969	0.167
3	155	HARRIS	35.290	86	WITHERINGTON	23.517	3	777	WILLIAMS	58.961	59.112	0.151
4	777	WILLIAMS	35.424	777	WILLIAMS	23.537	4	90	WATSON	58.989	59.047	0.058
5	86	WITHERINGTON	35.488	90	WATSON	23.778	5	86	WITHERINGTON	59.005	59.147	0.142
6	20	TOUCEDA	35.642	20	TOUCEDA	23.860	6	20	TOUCEDA	59.502	59.730	0.228
7	444	WILLIAMS	35.947	26	DAVIES	24.120	7	444	WILLIAMS	1:00.252	1:00.252	0.000
8	26	DAVIES	36.206	50	ROBSON	24.212	8	26	DAVIES	1:00.326	1:01.995	1.669
9	50	ROBSON	36.670	444	WILLIAMS	24.305	9	50	ROBSON	1:00.882	1:00.882	0.000
10	54	JAMISON	36.677	84	BRANCO	24.305	10	54	JAMISON	1:01.037	1:01.395	0.358
11	13	GREEN	36.767	54	JAMISON	24.360	11	81	MAY	1:01.290	1:01.365	0.075
12	81	MAY	36.929	81	MAY	24.361	12	13	GREEN	1:01.336	1:01.448	0.112
13	113	ELKINS	36.984	113	ELKINS	24.399	13	113	ELKINS	1:01.383	1:01.459	0.076
14	25	DAY	37.149	13	GREEN	24.569	14	84	BRANCO	1:01.591	1:01.591	0.000
15	84	BRANCO	37.286	25	DAY	24.603	15	25	DAY	1:01.752	1:01.886	0.134
16	97	PACKHAM	37.494	97	PACKHAM	24.748	16	97	PACKHAM	1:02.242	1:02.242	0.000
17	76	RODGERS	37.806	76	RODGERS	24.975	17	76	RODGERS	1:02.781	1:02.781	0.000
18	16	LANSDELL	38.237	16	LANSDELL	24.996	18	16	LANSDELL	1:03.233	1:03.275	0.042
19	43	DAVIE	38.663	23	BECKETT	25.427	19	43	DAVIE	1:04.146	1:04.626	0.480
20	48	WALLIS	38.666	43	DAVIE	25.483	20	48	WALLIS	1:04.333	1:04.333	0.000
21	87	DALY	38.807	48	WALLIS	25.667	21	23	BECKETT	1:04.398	1:04.398	0.000
22	23	BECKETT	38.971	87	DALY	26.247	22	87	DALY	1:05.054	1:05.054	0.000
23	24	RAYNER	42.351	134	WILSON	27.188	23	24	RAYNER	1:09.834	1:10.186	0.352
24	134	WILSON	42.955	24	RAYNER	27.483	24	134	WILSON	1:10.143	1:10.990	0.847
25												
26												

Weather / Track : Cloudy / Wet

Results can be found at www.tsl-timing.com

Brands Hatch Indy
Circuit Length = 1.2079 miles
Start: 10:22 Flag 10:34 End: 10:35

Printed - 10:37 Sunday, 11 March 2018

BMCRC - MRO Championships 2018 - Rnd 1 @ Brands Hatch Indy



MRO Minitwins

RACE 11 - GRID (12 Laps)

ROW 10	30	29	28	101 Jon BARNES		
ROW 9	27	57 Ludo FORRER	26	19 Kevin LILLEY	25	74 Daniel SINGLETON
ROW 8	24	1:10.990 134 Adam WILSON	23	1:10.186 24 Stuart RAYNER	22	1:05.054 87 Eddie DALY
ROW 7	21	1:04.626 43 Robert DAVIE	20	1:04.398 23 Claire BECKETT	19	1:04.333 48 Shaun WALLIS
ROW 6	18	1:03.275 16 Geoff LANSDELL	17	1:02.781 76 Phillip RODGERS	16	1:02.242 97 Jake PACKHAM
ROW 5	15	1:01.995 26 Glynn DAVIES	14	1:01.886 25 Harrison DAY	13	1:01.591 84 Ricardo BRANCO
ROW 4	12	1:01.459 113 Sam ELKINS	11	1:01.448 13 Wil GREEN	10	1:01.395 54 Adam JAMISON
ROW 3	9	1:01.365 81 Malvern MAY	8	1:00.882 50 Paul ROBSON	7	1:00.252 444 Mark WILLIAMS
ROW 2	6	59.730 20 Jose TOUCEDA	5	59.147 86 Paul WITHERINGTON	4	59.112 777 Mason WILLIAMS
ROW 1	3	59.047 90 Edward WATSON	2	58.969 155 Richard HARRIS	1	58.387 96 Dan HARRIS
Pole						

Brands Hatch Indy
Circuit Length = 1.2079 miles

These results are provisional until the conclusion of any judicial and technical matters.

Clerk Of Course :	Timekeeper :
-------------------	--------------

Results can be found at www.tsl-timing.com

Printed - 10:38 Sunday, 11 March 2018



BMCRC - MRO Championships 2018 - Rnd 1 @ Brands Hatch Indy



MRO Minitwins

RACE 11 - CLASSIFICATION

POS	NO	NAME	ENTRY	LAPS	TIME	GAP	DIFF	MPH	BEST	ON
1	74	Daniel SINGLETON	Suzuki - me	11	10:05.245			79.03	53.375	10
2	86	Paul WITHERINGTON	Suzuki - P&R plumbing	11	10:07.273	2.028	2.028	78.76	53.462	7
3	97	Jake PACKHAM	Suzuki -	11	10:09.480	4.235	2.207	78.48	54.010	11
4	444	Mark WILLIAMS	Suzuki - Universal Motorcycle Training	11	10:10.023	4.778	0.543	78.41	54.176	10
5	777	Mason WILLIAMS	Suzuki - MoreMoto	11	10:15.895	10.650	5.872	77.66	54.674	8
6	13	Wil GREEN	Suzuki - Faith Fueled Racing	11	10:40.429	35.184	24.534	74.69	56.676	9
7	48	Shaun WALLIS	Suzuki - Watling Tyres	11	10:40.545	35.300	0.116	74.67	56.651	10
8	155	Richard HARRIS	Suzuki - HP Racing	11	10:40.648	35.403	0.103	74.66	56.661	9
9	96	Dan HARRIS	Suzuki - HP Racing	11	10:40.677	35.432	0.029	74.66	56.401	10
10	19	Kevin LILLEY	Suzuki - Vanson Leathers	11	10:41.163	35.918	0.486	74.60	56.269	11
11	113	Sam ELKINS	Suzuki - Me Old Man	11	10:41.216	35.971	0.053	74.59	56.039	11
12	84	Ricardo BRANCO	Suzuki - IMP Racing	11	10:43.691	38.446	2.475	74.31	56.731	10
13	54	Adam JAMISON	Suzuki - AJ Racing	11	10:43.783	38.538	0.092	74.30	57.134	8
14	101	Jon BARNES	Suzuki - Holder Tree Services	11	10:43.924	38.679	0.141	74.28	56.155	10
15	50	Paul ROBSON	Suzuki -	11	10:44.070	38.825	0.146	74.26	56.833	10
16	81	Malvern MAY	Suzuki -	11	10:51.723	46.478	7.653	73.39	57.455	4
17	76	Phillip RODGERS	Suzuki -	10	10:17.918	1 Lap	1 Lap	70.37	59.870	9
18	43	Robert DAVIE	Suzuki -	10	10:23.718	1 Lap	5.800	69.72	1:01.018	7
19	23	Claire BECKETT	Suzuki - Cowpers Oak	10	10:25.415	1 Lap	1.697	69.53	1:00.635	9

NOT CLASSIFIED

DNF	25	Harrison DAY	Suzuki -	9	8:50.536	2 Laps	1 Lap	73.76	56.837	9
DNF	20	Jose TOUCEDA	Suzuki - Cell2	1	1:11.007	10 Laps	8 Laps	61.24		
DNF	24	Stuart RAYNER	Suzuki -	1	1:14.264	10 Laps	3.257	58.55		
DNF	16	Geoff LANSDELL	Suzuki - EPG Domestic	0						

FASTEST LAP

74	Daniel SINGLETON	Suzuki - me	10	53.375	81.47 mph	131.11 kph
----	------------------	-------------	----	--------	-----------	------------

92.5% of Race Speed = 73.10 mph

Weather / Track : Cloudy / Dry

These results are provisional until the conclusion of any judicial and technical matters.

Brands Hatch Indy

Circuit Length = 1.2079 miles

Start: 14:47 Flag 14:57 End: 14:58

Clerk Of Course :

Timekeeper :

Results can be found at www.tsl-timing.com

Printed - 14:58 Sunday, 11 March 2018



BMCRC - MRO Championships 2018 - Rnd 1 @ Brands Hatch Indy

MRO Minitwins

RACE 11 - LAP CHART

LAP 1 @ 14:48:26.108

NO	BEHIND	LAP TIME
777		1:01.493
444	0.518	1:02.011
97	0.919	1:02.412
86	0.931	1:02.424
74	1.282	1:02.775
155	3.110	1:04.603
54	3.391	1:04.884
96	4.375	1:05.868
13	4.443	1:05.936
48	4.721	1:06.214
50	5.398	1:06.891
84	5.895	1:07.388
81	6.473	1:07.966
113	6.573	1:08.066
25	6.645	1:08.138
19	7.504	1:08.997
101	8.147	1:09.640
23	8.647	1:10.140
76	8.913	1:10.406
43	9.236	1:10.729
20	9.514	1:11.007
24	12.771	1:14.264

LAP 2 @ 14:49:22.706

NO	BEHIND	LAP TIME
777		56.598
444	0.061	56.141
97	0.281	55.960
74	0.366	55.682
86	0.861	56.528
155	5.086	58.574
54	5.410	58.617
48	6.090	57.967
96	6.215	58.438
13	6.269	58.424
50	7.338	58.538
84	8.106	58.809
81	8.158	58.283
113	8.551	58.576
19	9.021	58.115
25	9.685	59.638
101	10.628	59.079
23	13.025	1:00.976
76	14.041	1:01.726
43	15.020	1:02.382

LAP 3 @ 14:50:18.052

NO	BEHIND	LAP TIME
74		54.980
444	0.530	55.815
97	0.846	55.911
777	1.177	56.523
86	1.299	55.784
155	7.802	58.062
54	8.402	58.338
48	8.471	57.727
13	8.701	57.778
96	9.233	58.364
50	9.874	57.882
84	10.678	57.918
81	11.122	58.310

Weather / Track : Cloudy / Dry

Results can be found at www.tsl-timing.com

19	11.193	57.518
113	11.394	58.189
25	12.177	57.838
101	13.234	57.952
76	20.517	1:01.822
23	20.539	1:02.860
43	21.204	1:01.530

LAP 4 @ 14:51:12.227

NO	BEHIND	LAP TIME
74		54.175
97	1.169	54.498
444	1.221	54.866
86	1.591	54.467
777	2.020	55.018
155	11.748	58.121
13	11.946	57.420
48	12.214	57.918
96	12.289	57.231
54	13.055	58.828
50	13.535	57.836
84	14.007	57.504
81	14.402	57.455
19	14.888	57.870
113	14.940	57.721
25	15.236	57.234
101	16.403	57.344
76	26.935	1:00.593
23	28.602	1:02.238
43	28.978	1:01.949

LAP 5 @ 14:52:05.945

NO	BEHIND	LAP TIME
74		53.718
97	1.532	54.081
444	1.922	54.419
86	2.174	54.301
777	3.147	54.845
13	16.114	57.886
155	16.192	58.162
48	16.721	58.225
96	16.859	58.288
54	17.249	57.912
50	17.712	57.895
84	18.076	57.787
81	18.462	57.778
19	18.698	57.528
113	18.712	57.490
25	18.952	57.434
101	19.615	56.930
76	33.316	1:00.099
43	36.378	1:01.118
23	37.477	1:02.593

LAP 6 @ 14:53:00.249

NO	BEHIND	LAP TIME
74		54.304
97	2.236	55.008
86	2.282	54.412
444	2.340	54.722
777	3.532	54.689
13	19.263	57.453
48	20.087	57.670

155	20.236	58.348
96	20.466	57.911
54	21.004	58.059
50	21.122	57.714
19	21.813	57.419
84	22.000	58.228
81	22.270	58.112
25	22.429	57.781
113	22.564	58.156
101	23.302	57.991
76	39.265	1:00.253
43	43.096	1:01.022
23	45.082	1:01.909

LAP 7 @ 14:53:54.654

NO	BEHIND	LAP TIME
74		54.405
86	1.339	53.462
97	2.143	54.312
444	2.427	54.492
777	3.884	54.757
13	22.207	57.349
48	23.047	57.365
155	23.104	57.273
96	23.583	57.522
54	23.987	57.388
19	25.028	57.620
84	25.039	57.444
50	25.692	58.975
113	25.752	57.593
81	25.842	57.977
25	25.861	57.837
101	25.949	57.052
76	47.628	1:02.768
43	49.709	1:01.018
23	52.201	1:01.524

LAP 8 @ 14:54:48.717

NO	BEHIND	LAP TIME
74		54.063
86	0.863	53.587
97	2.642	54.562
444	2.787	54.423
777	4.495	54.674
13	25.312	57.168
48	26.103	57.119
155	26.317	57.276
54	27.058	57.134
96	27.114	57.594
19	27.498	56.533
84	27.986	57.010
113	28.114	56.425
50	29.018	57.389
81	29.400	57.621
101	29.461	57.575
25	29.597	57.799

LAP 9 @ 14:55:42.586

NO	BEHIND	LAP TIME
74		53.869
76	1 Lap	1:00.390
86	1.244	54.250
97	3.033	54.260

43	1 Lap	1:01.511
444	3.454	54.536
777	6.003	55.377
23	1 Lap	1:01.749
13	28.119	56.676
48	28.891	56.657
155	29.109	56.661
96	29.751	56.506
54	30.573	57.384
19	30.619	56.990
113	30.670	56.425
84	31.555	57.438
50	32.205	57.056
101	32.307	56.715
25	32.565	56.837
81	33.131	57.600

LAP 10 @ 14:56:35.961

NO	BEHIND	LAP TIME
74		53.375
86	1.478	53.609
97	4.124	54.466
444	4.255	54.176
76	1 Lap	59.870
777	8.004	55.376
43	1 Lap	1:01.196
23	1 Lap	1:00.635
13	31.763	57.019
48	32.167	56.651
155	32.479	56.745
96	32.777	56.401
19	33.548	56.304
113	33.831	56.536
54	34.669	57.471
84	34.911	56.731
101	35.087	56.155
50	35.663	56.833
81	38.344	58.588

LAP 11 @ 14:57:29.860

NO	BEHIND	LAP TIME
74		53.899
86	2.028	54.449
97	4.235	54.010
444	4.778	54.422
777	10.650	56.545
76	1 Lap	59.991
43	1 Lap	1:01.263
23	1 Lap	1:00.791
13	35.184	57.320
48	35.300	57.032
155	35.403	56.823
96	35.432	56.554
19	35.918	56.269
113	35.971	56.039
84	38.446	57.434
54	38.538	57.768
101	38.679	57.491
50	38.825	57.061
81	46.478	1:02.033

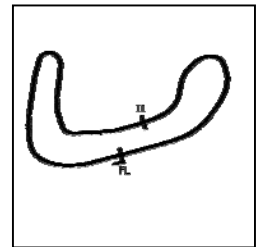
Brands Hatch Indy
Circuit Length = 1.2079 miles
Start: 14:47 Flag 14:57 End: 14:58

Printed - 14:59 Sunday, 11 March 2018

BMCRC - MRO Championships 2018 - Rnd 1 @ Brands Hatch Indy

MRO Minitwins

RACE 11 - SECTOR ANALYSIS



SECTOR 1 = FL to I1, SECTOR 2 = I1 to FL, DIFF = Difference To Personal Best Lap, P = Crossed Finish Line in Pit Lane, D = Time Disallowed

P1 74		Daniel SINGLETON		Suzuki - me		
IDEAL LAP TIME : 53.375		BEST LAP TIME : 53.375		DIFFERENCE : 0.000		
LAP	SECTOR 1	SECTOR 2	LAP TIME	MPH	DIFF	TIME OF DAY
1 -		22.789	1:02.775	69.27	9.400	14:48:27.390
2 -	33.074	22.608	55.682	78.09	2.307	14:49:23.072
3 -	32.616	22.364	54.980	79.09	1.605	14:50:18.052
4 -	31.859	22.316	54.175	80.26	0.800	14:51:12.227
5 -	31.966	21.752	53.718 (2)	80.95	0.343	14:52:05.945
6 -	31.946	22.358	54.304	80.07	0.929	14:53:00.249
7 -	32.322	22.083	54.405	79.93	1.030	14:53:54.654
8 -	32.171	21.892	54.063	80.43	0.688	14:54:48.717
9 -	31.946	21.923	53.869 (3)	80.72	0.494	14:55:42.586
10 -	31.624	21.751	53.375 (1)	81.47		14:56:35.961
11 -	31.691	22.208	53.899	80.68	0.524	14:57:29.860

P2 86		Paul WITHERINGTON		Suzuki - P&R plumbing		
IDEAL LAP TIME : 53.252		BEST LAP TIME : 53.462		DIFFERENCE : 0.210		
LAP	SECTOR 1	SECTOR 2	LAP TIME	MPH	DIFF	TIME OF DAY
1 -		22.989	1:02.424	69.66	8.962	14:48:27.039
2 -	33.967	22.561	56.528	76.92	3.066	14:49:23.567
3 -	33.167	22.617	55.784	77.95	2.322	14:50:19.351
4 -	32.340	22.127	54.467	79.83	1.005	14:51:13.818
5 -	32.535	21.766	54.301	80.08	0.839	14:52:08.119
6 -	32.296	22.116	54.412	79.91	0.950	14:53:02.531
7 -	31.678	21.784	53.462 (1)	81.34		14:53:55.993
8 -	31.942	21.645	53.587 (2)	81.15	0.125	14:54:49.580
9 -	32.240	22.010	54.250	80.15	0.788	14:55:43.830
10 -	32.035	21.574	53.609 (3)	81.11	0.147	14:56:37.439
11 -	31.957	22.492	54.449	79.86	0.987	14:57:31.888

P3 97		Jake PACKHAM		Suzuki -		
IDEAL LAP TIME : 53.992		BEST LAP TIME : 54.010		DIFFERENCE : 0.018		
LAP	SECTOR 1	SECTOR 2	LAP TIME	MPH	DIFF	TIME OF DAY
1 -		22.550	1:02.412	69.67	8.402	14:48:27.027
2 -	33.352	22.608	55.960	77.70	1.950	14:49:22.987
3 -	33.075	22.836	55.911	77.77	1.901	14:50:18.898
4 -	32.517	21.981	54.498	79.79	0.488	14:51:13.396
5 -	32.255	21.826	54.081 (2)	80.40	0.071	14:52:07.477
6 -	32.529	22.479	55.008	79.05	0.998	14:53:02.485
7 -	32.273	22.039	54.312	80.06	0.302	14:53:56.797
8 -	32.621	21.941	54.562	79.70	0.552	14:54:51.359
9 -	32.380	21.880	54.260 (3)	80.14	0.250	14:55:45.619
10 -	32.636	21.830	54.466	79.84	0.456	14:56:40.085
11 -	32.166	21.844	54.010 (1)	80.51		14:57:34.095

P4 444		Mark WILLIAMS		Suzuki - Universal Motorcycle Training		
IDEAL LAP TIME : 54.124		BEST LAP TIME : 54.176		DIFFERENCE : 0.052		
LAP	SECTOR 1	SECTOR 2	LAP TIME	MPH	DIFF	TIME OF DAY
1 -		22.700	1:02.011	70.12	7.835	14:48:26.626
2 -	33.558	22.583	56.141	77.45	1.965	14:49:22.767
3 -	32.914	22.901	55.815	77.91	1.639	14:50:18.582
4 -	32.476	22.390	54.866	79.25	0.690	14:51:13.448
5 -	32.604	21.815	54.419 (2)	79.90	0.243	14:52:07.867
6 -	32.392	22.330	54.722	79.46	0.546	14:53:02.589
7 -	32.564	21.928	54.492	79.80	0.316	14:53:57.081
8 -	32.474	21.949	54.423	79.90	0.247	14:54:51.504
9 -	32.528	22.008	54.536	79.73	0.360	14:55:46.040
10 -	32.309	21.867	54.176 (1)	80.26		14:56:40.216
11 -	32.584	21.838	54.422 (3)	79.90	0.246	14:57:34.638

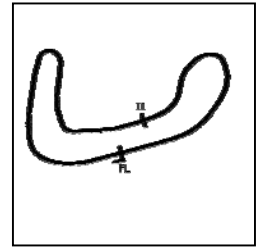
Weather / Track : Cloudy / Dry

Brands Hatch Indy
Circuit Length = 1.2079 miles
Start: 14:47 Flag 14:57 End: 14:58

BMCRC - MRO Championships 2018 - Rnd 1 @ Brands Hatch Indy

MRO Minitwins

RACE 11 - SECTOR ANALYSIS



SECTOR 1 = FL to I1, SECTOR 2 = I1 to FL, DIFF = Difference To Personal Best Lap, P = Crossed Finish Line in Pit Lane, D = Time Disallowed

P5 777		Mason WILLIAMS		Suzuki - MoreMoto		
IDEAL LAP TIME : 54.636		BEST LAP TIME : 54.674		DIFFERENCE : 0.038		
LAP	SECTOR 1	SECTOR 2	LAP TIME	MPH	DIFF	TIME OF DAY
1 -		22.970	1:01.493	70.71	6.819	14:48:26.108
2 -	33.809	22.789	56.598	76.83	1.924	14:49:22.706
3 -	33.678	22.845	56.523	76.93	1.849	14:50:19.229
4 -	32.827	22.191	55.018	79.03	0.344	14:51:14.247
5 -	32.502	22.343	54.845	79.28	0.171	14:52:09.092
6 -	32.536	22.153	54.689 (2)	79.51	0.015	14:53:03.781
7 -	32.483	22.274	54.757 (3)	79.41	0.083	14:53:58.538
8 -	32.517	22.157	54.674 (1)	79.53		14:54:53.212
9 -	32.583	22.794	55.377	78.52	0.703	14:55:48.589
10 -	33.037	22.339	55.376	78.52	0.702	14:56:43.965
11 -	33.518	23.027	56.545	76.90	1.871	14:57:40.510

P6 13		Wil GREEN		Suzuki - Faith Fueled Racing		
IDEAL LAP TIME : 56.676		BEST LAP TIME : 56.676		DIFFERENCE : 0.000		
LAP	SECTOR 1	SECTOR 2	LAP TIME	MPH	DIFF	TIME OF DAY
1 -		24.291	1:05.936	65.95	9.260	14:48:30.551
2 -	35.133	23.291	58.424	74.43	1.748	14:49:28.975
3 -	34.459	23.319	57.778	75.26	1.102	14:50:26.753
4 -	34.141	23.279	57.420	75.73	0.744	14:51:24.173
5 -	34.607	23.279	57.886	75.12	1.210	14:52:22.059
6 -	34.158	23.295	57.453	75.68	0.777	14:53:19.512
7 -	34.399	22.950	57.349	75.82	0.673	14:54:16.861
8 -	34.209	22.959	57.168 (3)	76.06	0.492	14:55:14.029
9 -	33.860	22.816	56.676 (1)	76.72		14:56:10.705
10 -	33.995	23.024	57.019 (2)	76.26	0.343	14:57:07.724
11 -	34.100	23.220	57.320	75.86	0.644	14:58:05.044

P7 48		Shaun WALLIS		Suzuki - Watling Tyres		
IDEAL LAP TIME : 56.610		BEST LAP TIME : 56.651		DIFFERENCE : 0.041		
LAP	SECTOR 1	SECTOR 2	LAP TIME	MPH	DIFF	TIME OF DAY
1 -		24.295	1:06.214	65.67	9.563	14:48:30.829
2 -	34.318	23.649	57.967	75.01	1.316	14:49:28.796
3 -	34.220	23.507	57.727	75.33	1.076	14:50:26.523
4 -	33.918	24.000	57.918	75.08	1.267	14:51:24.441
5 -	34.609	23.616	58.225	74.68	1.574	14:52:22.666
6 -	34.046	23.624	57.670	75.40	1.019	14:53:20.336
7 -	34.100	23.265	57.365	75.80	0.714	14:54:17.701
8 -	34.088	23.031	57.119	76.13	0.468	14:55:14.820
9 -	33.709	22.948	56.657 (2)	76.75	0.006	14:56:11.477
10 -	33.750	22.901	56.651 (1)	76.76		14:57:08.128
11 -	33.831	23.201	57.032 (3)	76.24	0.381	14:58:05.160

P8 155		Richard HARRIS		Suzuki - HP Racing		
IDEAL LAP TIME : 56.617		BEST LAP TIME : 56.661		DIFFERENCE : 0.044		
LAP	SECTOR 1	SECTOR 2	LAP TIME	MPH	DIFF	TIME OF DAY
1 -		23.858	1:04.603	67.31	7.942	14:48:29.218
2 -	34.772	23.802	58.574	74.24	1.913	14:49:27.792
3 -	34.529	23.533	58.062	74.89	1.401	14:50:25.854
4 -	34.345	23.776	58.121	74.81	1.460	14:51:23.975
5 -	34.555	23.607	58.162	74.76	1.501	14:52:22.137
6 -	34.860	23.488	58.348	74.52	1.687	14:53:20.485
7 -	34.268	23.005	57.273	75.92	0.612	14:54:17.758
8 -	34.306	22.970	57.276	75.92	0.615	14:55:15.034
9 -	33.956	22.705	56.661 (1)	76.74		14:56:11.695
10 -	33.966	22.779	56.745 (2)	76.63	0.084	14:57:08.440
11 -	33.912	22.911	56.823 (3)	76.52	0.162	14:58:05.263

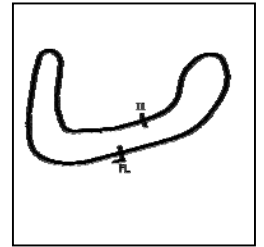
Weather / Track : Cloudy / Dry

Brands Hatch Indy
Circuit Length = 1.2079 miles
Start: 14:47 Flag 14:57 End: 14:58

BMCRC - MRO Championships 2018 - Rnd 1 @ Brands Hatch Indy

MRO Minitwins

RACE 11 - SECTOR ANALYSIS



SECTOR 1 = FL to I1, SECTOR 2 = I1 to FL, DIFF = Difference To Personal Best Lap, P = Crossed Finish Line in Pit Lane, D = Time Disallowed

P9 96		Dan HARRIS		Suzuki - HP Racing		
IDEAL LAP TIME : 56.043		BEST LAP TIME : 56.401		DIFFERENCE : 0.358		
LAP	SECTOR 1	SECTOR 2	LAP TIME	MPH	DIFF	TIME OF DAY
1 -		24.480	1:05.868	66.01	9.467	14:48:30.483
2 -	34.490	23.948	58.438	74.41	2.037	14:49:28.921
3 -	34.779	23.585	58.364	74.50	1.963	14:50:27.285
4 -	33.856	23.375	57.231	75.98	0.830	14:51:24.516
5 -	34.923	23.365	58.288	74.60	1.887	14:52:22.804
6 -	34.573	23.338	57.911	75.09	1.510	14:53:20.715
7 -	34.527	22.995	57.522	75.59	1.121	14:54:18.237
8 -	34.209	23.385	57.594	75.50	1.193	14:55:15.831
9 -	33.594	22.912	56.506 (2)	76.95	0.105	14:56:12.337
10 -	33.775	22.626	56.401 (1)	77.10		14:57:08.738
11 -	33.417	23.137	56.554 (3)	76.89	0.153	14:58:05.292

P10 19		Kevin LILLEY		Suzuki - Vanson Leathers		
IDEAL LAP TIME : 55.788		BEST LAP TIME : 56.269		DIFFERENCE : 0.481		
LAP	SECTOR 1	SECTOR 2	LAP TIME	MPH	DIFF	TIME OF DAY
1 -		24.947	1:08.997	63.02	12.728	14:48:33.612
2 -	34.801	23.314	58.115	74.82	1.846	14:49:31.727
3 -	33.991	23.527	57.518	75.60	1.249	14:50:29.245
4 -	34.272	23.598	57.870	75.14	1.601	14:51:27.115
5 -	34.394	23.134	57.528	75.59	1.259	14:52:24.643
6 -	34.110	23.309	57.419	75.73	1.150	14:53:22.062
7 -	34.344	23.276	57.620	75.47	1.351	14:54:19.682
8 -	33.222	23.311	56.533 (3)	76.92	0.264	14:55:16.215
9 -	33.784	23.206	56.990	76.30	0.721	14:56:13.205
10 -	33.523	22.781	56.304 (2)	77.23	0.035	14:57:09.509
11 -	33.007	23.262	56.269 (1)	77.28		14:58:05.778

P11 113		Sam ELKINS		Suzuki - Me Old Man		
IDEAL LAP TIME : 56.039		BEST LAP TIME : 56.039		DIFFERENCE : 0.000		
LAP	SECTOR 1	SECTOR 2	LAP TIME	MPH	DIFF	TIME OF DAY
1 -		24.893	1:08.066	63.88	12.027	14:48:32.681
2 -	35.119	23.457	58.576	74.23	2.537	14:49:31.257
3 -	34.760	23.429	58.189	74.73	2.150	14:50:29.446
4 -	34.509	23.212	57.721	75.33	1.682	14:51:27.167
5 -	34.509	22.981	57.490	75.64	1.451	14:52:24.657
6 -	35.310	22.846	58.156	74.77	2.117	14:53:22.813
7 -	34.413	23.180	57.593	75.50	1.554	14:54:20.406
8 -	33.632	22.793	56.425 (2)	77.06	0.386	14:55:16.831
9 -	33.598	22.827	56.425 (2)	77.06	0.386	14:56:13.256
10 -	33.794	22.742	56.536	76.91	0.497	14:57:09.792
11 -	33.329	22.710	56.039 (1)	77.59		14:58:05.831

P12 84		Ricardo BRANCO		Suzuki - IMP Racing		
IDEAL LAP TIME : 56.719		BEST LAP TIME : 56.731		DIFFERENCE : 0.012		
LAP	SECTOR 1	SECTOR 2	LAP TIME	MPH	DIFF	TIME OF DAY
1 -		24.520	1:07.388	64.53	10.657	14:48:32.003
2 -	34.947	23.862	58.809	73.94	2.078	14:49:30.812
3 -	34.396	23.522	57.918	75.08	1.187	14:50:28.730
4 -	34.244	23.260	57.504	75.62	0.773	14:51:26.234
5 -	34.548	23.239	57.787	75.25	1.056	14:52:24.021
6 -	34.878	23.350	58.228	74.68	1.497	14:53:22.249
7 -	34.273	23.171	57.444	75.70	0.713	14:54:19.693
8 -	33.870	23.140	57.010 (2)	76.27	0.279	14:55:16.703
9 -	34.345	23.093	57.438	75.70	0.707	14:56:14.141
10 -	33.882	22.849	56.731 (1)	76.65		14:57:10.872
11 -	34.316	23.118	57.434 (3)	75.71	0.703	14:58:08.306

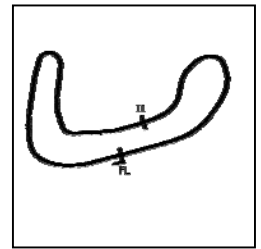
Weather / Track : Cloudy / Dry

Brands Hatch Indy
Circuit Length = 1.2079 miles
Start: 14:47 Flag 14:57 End: 14:58

BMCRC - MRO Championships 2018 - Rnd 1 @ Brands Hatch Indy

MRO Minitwins

RACE 11 - SECTOR ANALYSIS



SECTOR 1 = FL to I1, SECTOR 2 = I1 to FL, DIFF = Difference To Personal Best Lap, P = Crossed Finish Line in Pit Lane, D = Time Disallowed

P13 54		Adam JAMISON		Suzuki - AJ Racing		
IDEAL LAP TIME : 57.067		BEST LAP TIME : 57.134		DIFFERENCE : 0.067		
LAP	SECTOR 1	SECTOR 2	LAP TIME	MPH	DIFF	TIME OF DAY
1 -		23.493	1:04.884	67.02	7.750	14:48:29.499
2 -	34.768	23.849	58.617	74.18	1.483	14:49:28.116
3 -	34.651	23.687	58.338	74.54	1.204	14:50:26.454
4 -	35.523	23.305	58.828	73.92	1.694	14:51:25.282
5 -	34.626	23.286	57.912	75.08	0.778	14:52:23.194
6 -	34.560	23.499	58.059	74.89	0.925	14:53:21.253
7 -	34.276	23.112	57.388 (3)	75.77	0.254	14:54:18.641
8 -	34.086	23.048	57.134 (1)	76.11		14:55:15.775
9 -	34.019	23.365	57.384 (2)	75.78	0.250	14:56:13.159
10 -	34.388	23.083	57.471	75.66	0.337	14:57:10.630
11 -	34.081	23.687	57.768	75.27	0.634	14:58:08.398

P14 101		Jon BARNES		Suzuki - Holder Tree Services		
IDEAL LAP TIME : 56.155		BEST LAP TIME : 56.155		DIFFERENCE : 0.000		
LAP	SECTOR 1	SECTOR 2	LAP TIME	MPH	DIFF	TIME OF DAY
1 -		25.116	1:09.640	62.44	13.485	14:48:34.255
2 -	35.354	23.725	59.079	73.60	2.924	14:49:33.334
3 -	34.591	23.361	57.952	75.03	1.797	14:50:31.286
4 -	34.247	23.097	57.344	75.83	1.189	14:51:28.630
5 -	34.024	22.906	56.930 (3)	76.38	0.775	14:52:25.560
6 -	34.553	23.438	57.991	74.98	1.836	14:53:23.551
7 -	33.934	23.118	57.052	76.22	0.897	14:54:20.603
8 -	34.336	23.239	57.575	75.52	1.420	14:55:18.178
9 -	33.771	22.944	56.715 (2)	76.67	0.560	14:56:14.893
10 -	33.407	22.748	56.155 (1)	77.43		14:57:11.048
11 -	34.292	23.199	57.491	75.63	1.336	14:58:08.539

P15 50		Paul ROBSON		Suzuki -		
IDEAL LAP TIME : 56.833		BEST LAP TIME : 56.833		DIFFERENCE : 0.000		
LAP	SECTOR 1	SECTOR 2	LAP TIME	MPH	DIFF	TIME OF DAY
1 -		24.318	1:06.891	65.01	10.058	14:48:31.506
2 -	35.011	23.527	58.538	74.28	1.705	14:49:30.044
3 -	34.616	23.266	57.882	75.12	1.049	14:50:27.926
4 -	34.546	23.290	57.836	75.18	1.003	14:51:25.762
5 -	34.729	23.166	57.895	75.11	1.062	14:52:23.657
6 -	34.451	23.263	57.714	75.34	0.881	14:53:21.371
7 -	35.193	23.782	58.975	73.73	2.142	14:54:20.346
8 -	34.368	23.021	57.389	75.77	0.556	14:55:17.735
9 -	34.155	22.901	57.056 (2)	76.21	0.223	14:56:14.791
10 -	34.096	22.737	56.833 (1)	76.51		14:57:11.624
11 -	34.165	22.896	57.061 (3)	76.20	0.228	14:58:08.685

P16 81		Malvern MAY		Suzuki -		
IDEAL LAP TIME : 57.292		BEST LAP TIME : 57.455		DIFFERENCE : 0.163		
LAP	SECTOR 1	SECTOR 2	LAP TIME	MPH	DIFF	TIME OF DAY
1 -		24.660	1:07.966	63.98	10.511	14:48:32.581
2 -	34.817	23.466	58.283	74.61	0.828	14:49:30.864
3 -	34.662	23.648	58.310	74.57	0.855	14:50:29.174
4 -	34.186	23.269	57.455 (1)	75.68		14:51:26.629
5 -	34.456	23.322	57.778	75.26	0.323	14:52:24.407
6 -	34.800	23.312	58.112	74.83	0.657	14:53:22.519
7 -	34.473	23.504	57.977	75.00	0.522	14:54:20.496
8 -	34.380	23.241	57.621 (3)	75.46	0.166	14:55:18.117
9 -	34.051	23.549	57.600 (2)	75.49	0.145	14:56:15.717
10 -	34.396	24.192	58.588	74.22	1.133	14:57:14.305
11 -	36.043	25.990	1:02.033	70.10	4.578	14:58:16.338

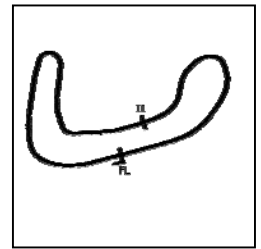
Weather / Track : Cloudy / Dry

Brands Hatch Indy
Circuit Length = 1.2079 miles
Start: 14:47 Flag 14:57 End: 14:58

BMCRC - MRO Championships 2018 - Rnd 1 @ Brands Hatch Indy

MRO Minitwins

RACE 11 - SECTOR ANALYSIS



SECTOR 1 = FL to I1, SECTOR 2 = I1 to FL, DIFF = Difference To Personal Best Lap, P = Crossed Finish Line in Pit Lane, D = Time Disallowed

P17 76		Phillip RODGERS		Suzuki -		
IDEAL LAP TIME : 59.853		BEST LAP TIME : 59.870		DIFFERENCE : 0.017		
LAP	SECTOR 1	SECTOR 2	LAP TIME	MPH	DIFF	TIME OF DAY
1 -		25.495	1:10.406	61.76	10.536	14:48:35.021
2 -	37.045	24.681	1:01.726	70.45	1.856	14:49:36.747
3 -	37.099	24.723	1:01.822	70.34	1.952	14:50:38.569
4 -	36.400	24.193	1:00.593	71.76	0.723	14:51:39.162
5 -	36.053	24.046	1:00.099 (3)	72.35	0.229	14:52:39.261
6 -	36.121	24.132	1:00.253	72.17	0.383	14:53:39.514
7 -	38.173	24.595	1:02.768	69.28	2.898	14:54:42.282
8 -	36.467	23.923	1:00.390	72.00	0.520	14:55:42.672
9 -	36.055	23.815	59.870 (1)	72.63		14:56:42.542
10 -	36.038	23.953	59.991 (2)	72.48	0.121	14:57:42.533

P18 43		Robert DAVIE		Suzuki -		
IDEAL LAP TIME : 1:00.430		BEST LAP TIME : 1:01.018		DIFFERENCE : 0.588		
LAP	SECTOR 1	SECTOR 2	LAP TIME	MPH	DIFF	TIME OF DAY
1 -		25.379	1:10.729	61.48	9.711	14:48:35.344
2 -	37.513	24.869	1:02.382	69.70	1.364	14:49:37.726
3 -	37.020	24.510	1:01.530	70.67	0.512	14:50:39.256
4 -	37.137	24.812	1:01.949	70.19	0.931	14:51:41.205
5 -	36.712	24.406	1:01.118 (3)	71.15	0.100	14:52:42.323
6 -	36.429	24.593	1:01.022 (2)	71.26	0.004	14:53:43.345
7 -	36.820	24.198	1:01.018 (1)	71.26		14:54:44.363
8 -	36.477	25.034	1:01.511	70.69	0.493	14:55:45.874
9 -	36.689	24.507	1:01.196	71.06	0.178	14:56:47.070
10 -	36.232	25.031	1:01.263	70.98	0.245	14:57:48.333

P19 23		Claire BECKETT		Suzuki - Cowpers Oak		
IDEAL LAP TIME : 1:00.499		BEST LAP TIME : 1:00.635		DIFFERENCE : 0.136		
LAP	SECTOR 1	SECTOR 2	LAP TIME	MPH	DIFF	TIME OF DAY
1 -		25.745	1:10.140	61.99	9.505	14:48:34.755
2 -	36.620	24.356	1:00.976 (3)	71.31	0.341	14:49:35.731
3 -	37.747	25.113	1:02.860	69.17	2.225	14:50:38.591
4 -	37.399	24.839	1:02.238	69.87	1.603	14:51:40.829
5 -	37.277	25.316	1:02.593	69.47	1.958	14:52:43.422
6 -	37.017	24.892	1:01.909	70.24	1.274	14:53:45.331
7 -	36.813	24.711	1:01.524	70.68	0.889	14:54:46.855
8 -	37.061	24.688	1:01.749	70.42	1.114	14:55:48.604
9 -	36.297	24.338	1:00.635 (1)	71.71		14:56:49.239
10 -	36.161	24.630	1:00.791 (2)	71.53	0.156	14:57:50.030

P20 25		Harrison DAY		Suzuki -		
IDEAL LAP TIME : 56.665		BEST LAP TIME : 56.837		DIFFERENCE : 0.172		
LAP	SECTOR 1	SECTOR 2	LAP TIME	MPH	DIFF	TIME OF DAY
1 -		24.713	1:08.138	63.82	11.301	14:48:32.753
2 -	35.819	23.819	59.638	72.91	2.801	14:49:32.391
3 -	34.570	23.268	57.838	75.18	1.001	14:50:30.229
4 -	34.289	22.945	57.234 (2)	75.97	0.397	14:51:27.463
5 -	34.430	23.004	57.434 (3)	75.71	0.597	14:52:24.897
6 -	34.970	22.811	57.781	75.26	0.944	14:53:22.678
7 -	34.410	23.427	57.837	75.18	1.000	14:54:20.515
8 -	34.702	23.097	57.799	75.23	0.962	14:55:18.314
9 -	34.114	22.723	56.837 (1)	76.51		14:56:15.151

P21 20		Jose TOUCEDA		Suzuki - Cell2		
IDEAL LAP TIME : 1:16.505		BEST LAP TIME :		DIFFERENCE :		
LAP	SECTOR 1	SECTOR 2	LAP TIME	MPH	DIFF	TIME OF DAY
1 -		27.211	1:11.007	61.24		14:48:35.622

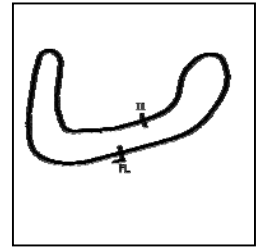
Weather / Track : Cloudy / Dry

Brands Hatch Indy
Circuit Length = 1.2079 miles
Start: 14:47 Flag 14:57 End: 14:58

BMCRC - MRO Championships 2018 - Rnd 1 @ Brands Hatch Indy

MRO Minitwins

RACE 11 - SECTOR ANALYSIS



SECTOR 1 = FL to I1, SECTOR 2 = I1 to FL, DIFF = Difference To Personal Best Lap, P = Crossed Finish Line in Pit Lane, D = Time Disallowed

P22	24	Stuart RAYNER	Suzuki -			
IDEAL LAP TIME : 1:09.031		BEST LAP TIME :		DIFFERENCE :		
LAP	SECTOR 1	SECTOR 2	LAP TIME	MPH	DIFF	TIME OF DAY
1 -		27.493	1:14.264	58.55		14:48:38.879

BMCRC - MRO Championships 2018 - Rnd 1 @ Brands Hatch Indy

MRO Minitwins

RACE 11 - BEST SECTORS

SECTOR 1			SECTOR 2			IDEAL / BEST COMPARISON						
POS	NO	NAME	TIME	NO	NAME	TIME	POS	NO	NAME	IDEAL	BEST	DIFF
									PERFECT LAP	53.198		
1	74	SINGLETON	31.624	86	WITHERINGTON	21.574	1	86	WITHERINGTON	53.252	53.462	0.210
2	86	WITHERINGTON	31.678	74	SINGLETON	21.751	2	74	SINGLETON	53.375	53.375	0.000
3	97	PACKHAM	32.166	444	WILLIAMS	21.815	3	97	PACKHAM	53.992	54.010	0.018
4	444	WILLIAMS	32.309	97	PACKHAM	21.826	4	444	WILLIAMS	54.124	54.176	0.052
5	777	WILLIAMS	32.483	777	WILLIAMS	22.153	5	777	WILLIAMS	54.636	54.674	0.038
6	19	LILLEY	33.007	96	HARRIS	22.626	6	19	LILLEY	55.788	56.269	0.481
7	113	ELKINS	33.329	155	HARRIS	22.705	7	113	ELKINS	56.039	56.039	0.000
8	101	BARNES	33.407	113	ELKINS	22.710	8	96	HARRIS	56.043	56.401	0.358
9	96	HARRIS	33.417	25	DAY	22.723	9	101	BARNES	56.155	56.155	0.000
10	48	WALLIS	33.709	50	ROBSON	22.737	10	48	WALLIS	56.610	56.651	0.041
11	13	GREEN	33.860	101	BARNES	22.748	11	155	HARRIS	56.617	56.661	0.044
12	84	BRANCO	33.870	19	LILLEY	22.781	12	25	DAY	56.665	56.837	0.172
13	155	HARRIS	33.912	13	GREEN	22.816	13	13	GREEN	56.676	56.676	0.000
14	25	DAY	33.942	84	BRANCO	22.849	14	84	BRANCO	56.719	56.731	0.012
15	54	JAMISON	34.019	48	WALLIS	22.901	15	50	ROBSON	56.833	56.833	0.000
16	81	MAY	34.051	54	JAMISON	23.048	16	54	JAMISON	57.067	57.134	0.067
17	50	ROBSON	34.096	81	MAY	23.241	17	81	MAY	57.292	57.455	0.163
18	76	RODGERS	36.038	76	RODGERS	23.815	18	76	RODGERS	59.853	59.870	0.017
19	23	BECKETT	36.161	43	DAVIE	24.198	19	43	DAVIE	1:00.430	1:01.018	0.588
20	43	DAVIE	36.232	23	BECKETT	24.338	20	23	BECKETT	1:00.499	1:00.635	0.136
21	24	RAYNER	41.538	20	TOUCEDA	27.211	21	24	RAYNER	1:09.031		
22	20	TOUCEDA	49.294	24	RAYNER	27.493	22	20	TOUCEDA	1:16.505		
23												

Weather / Track : Cloudy / Dry

Results can be found at www.tsl-timing.com

Brands Hatch Indy
 Circuit Length = 1.2079 miles
 Start: 14:47 Flag 14:57 End: 14:58

Printed - 15:00 Sunday, 11 March 2018

BMCRC-MRO Championships 2018



Team Green Junior Cup / Senior 300 Series

Brands Hatch Indy Circuit

10th / 11th March 2018



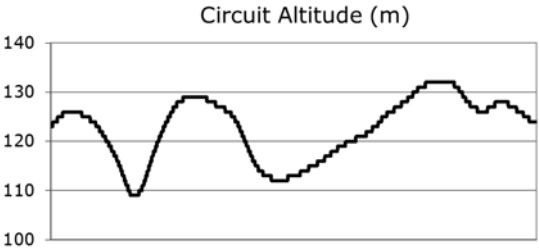
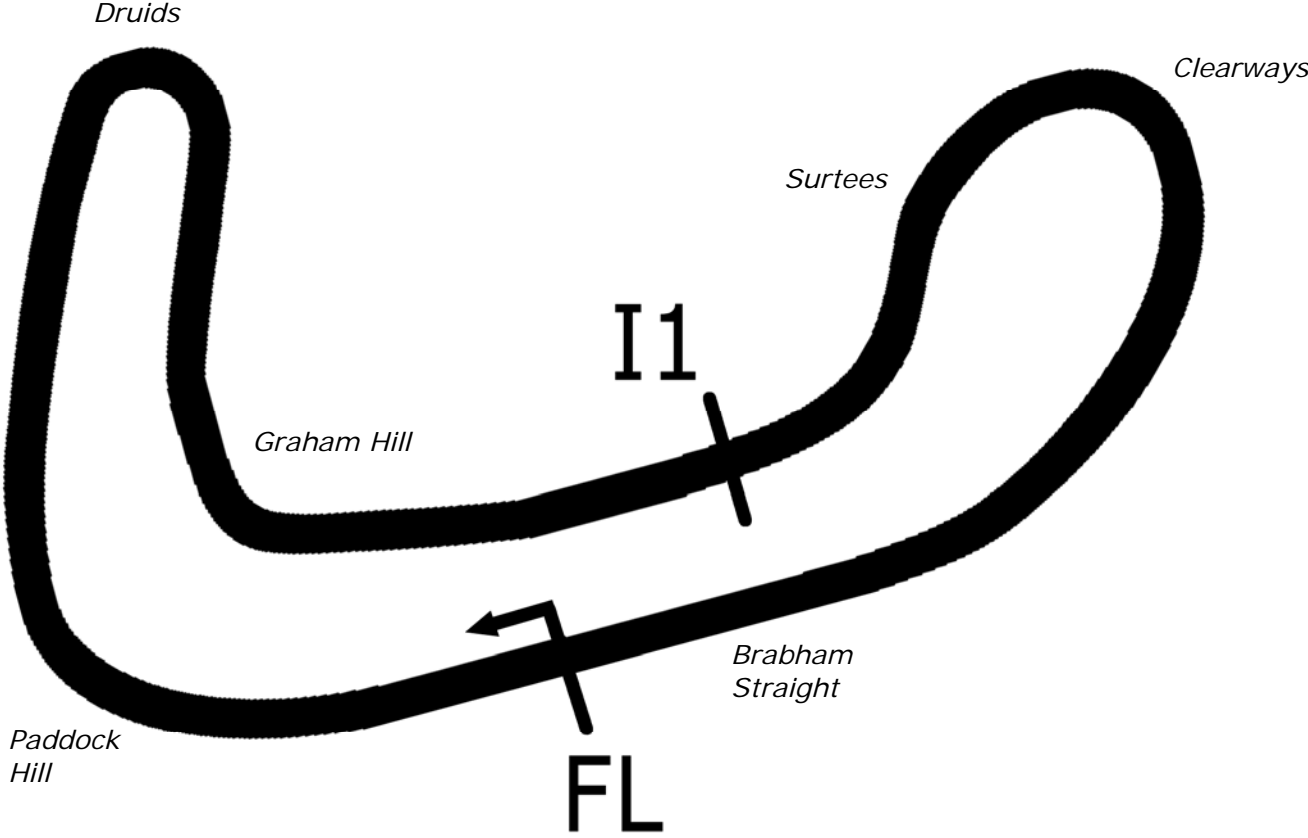
Results Provided by Timing Solutions Ltd
www.tsl-timing.com

Brands Hatch Indy



SPORTS TIMING

TIMING SOLUTIONS LTD



Length	1.2079 miles	1944.0 m	
FL		51.36032 N	0.26032 E
I1	1112m	51.35934 N	0.25955 E
Pit Entry	1669m	51.35911 N	0.25743 E
Pit Exit	83m after FL	51.36017 N	0.26051 E
Pit Entry–Pit Exit 332m, 19.9s @60kph, 14.9s @80kph			

BMCRC - MRO Championships 2018 - Rnd 1 @ Brands Hatch Indy



Team Green Junior Cup & Senior 300

QUALIFYING - CLASSIFICATION

POS	NO	CL	PIC NAME	ENTRY	TIME	ON	LAPS	GAP	DIFF	MPH
1	86	S	1 Jamie KELMAN	Kawasaki - Fastlane motorcycles	1:01.150	12	13			71.11
2	76	J	1 Elliot PINSON	Kawasaki - Mum, Dad, Gran & Grandad	1:02.131	12	12	0.981	0.981	69.99
3	28	S	2 Leon STEWART	Kawasaki -	1:02.715	12	13	1.565	0.584	69.33
4	888	S	3 Jeff MORRIS	Kawazaki -	1:02.779	13	13	1.629	0.064	69.26
5	4	J	2 James DUTTON	Kawasaki -	1:02.912	11	13	1.762	0.133	69.12
6	99	S	4 Damian ROWLEY	Kawasaki -	1:03.498	13	13	2.348	0.586	68.48
7	56	S	5 Michael STONE	Kawasaki -	1:03.640	6	8	2.490	0.142	68.33
8	25	S	6 Leon JONES	Kawasaki - LCR Motorcycles	1:03.744	12	13	2.594	0.104	68.21
9	38	S	7 Bob COUCHMAN	Kawasaki - Pinky Janey	1:03.774	12	12	2.624	0.030	68.18
10	66	S	8 Michael ALLEN	Kawasaki -	1:03.998	9	12	2.848	0.224	67.94
11	62	S	9 Nick BETTRIDGE	Kawasaki - Weald Builders	1:04.047	12	12	2.897	0.049	67.89
12	67	S	10 Tony MORRIS	Kawasaki - Chippy racing team	1:04.094	12	12	2.944	0.047	67.84
13	29	S	11 Charlie STONE	Kawasaki -	1:04.178	12	12	3.028	0.084	67.75
14	20	S	12 Kai DICKINSON	Kawasaki - 2M+2K+H=Racing	1:04.186	12	12	3.036	0.008	67.75
15	44	S	13 Duane SUTCH	Kawasaki - Shawell Tuning and Racing Serv	1:04.361	11	12	3.211	0.175	67.56
16	70	S	14 Sean HALL	Kawasaki - S and y ceramics	1:04.422	11	12	3.272	0.061	67.50
17	861	J	3 Owen JENNER	Kawasaki -	1:04.596	10	11	3.446	0.174	67.32
18	45	J	4 Brandon SHERIFF	Kawasaki -	1:04.648	12	12	3.498	0.052	67.26
19	33	J	5 Jarrod WRIGHT	Kawasaki - elp racing	1:04.713	11	12	3.563	0.065	67.19
20	30	S	15 Malcolm HOWELL	Kawasaki -	1:04.906	11	12	3.756	0.193	66.99
21	6	S	16 Martin COOPER	Kawasaki -	1:06.138	9	9	4.988	1.232	65.75
22	17	J	6 Jordan HARRIS	Kawasaki -	1:06.461	9	9	5.311	0.323	65.43
23	83	J	7 Amy LOOMES	Kawasaki -	1:07.418	11	12	6.268	0.957	64.50
24	88	S	17 David COURT	Kawasaki -	1:07.445	5	5	6.295	0.027	64.47
25	18	J	8 Indy OFFER	Kawasaki - Ace Osteopaths	1:07.592	6	7	6.442	0.147	64.33
26	32	S	18 John MACKNESS	Kawasaki - ME	1:08.984	11	12	7.834	1.392	63.03
27	133	S	19 Peter WOOLFALL	Kawasaki - Salisbury Cleaning Services	1:10.990	11	11	9.840	2.006	61.25
28	8	S	20 Graham TOWLER	Kawasaki - DW Racing	1:11.211	10	11	10.061	0.221	61.06
29	27	S	21 Andrew BUTTERS	Kawasaki -	1:11.382	7	7	10.232	0.171	60.92
30	122	S	22 Paul WILSON	Kawasaki -	1:11.485	4	4	10.335	0.103	60.83
31	48	S	23 Kevin SABBARTON	Kawasaki -	1:14.767	1	1	13.617	3.282	58.16
32	26	S	24 Simon HART	Kawasaki -	1:15.241	5	5	14.091	0.474	57.79
33	11	S	25 Gary HARVEY	Kawasaki - NR Racing	1:16.734	9	10	15.584	1.493	56.67
34	41	J	9 Kyal TINKER	Kawasaki - Aquatix-2u Ltd	1:19.756	2	3	18.606	3.022	54.52
35	23	J	10 Joe ELLIS	Kawasaki -	1:25.838	1	1	24.688	6.082	50.66

Weather / Track : Cloudy / Wet

These results are provisional until the conclusion of any judicial and technical matters.

Brands Hatch Indy

Circuit Length = 1.2079 miles

Start: 10:55 Flag 11:09 End: 11:10

Clerk Of Course :	Timekeeper :
-------------------	--------------

Results can be found at www.tsl-timing.com

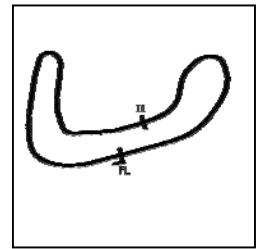
Printed - 11:10 Saturday, 10 March 2018



BMCRC - MRO Championships 2018 - Rnd 1 @ Brands Hatch Indy

Team Green Junior Cup & Senior 300

QUALIFYING - SECTOR ANALYSIS



SECTOR 1 = FL to I1, SECTOR 2 = I1 to FL, DIFF = Difference To Personal Best Lap, P = Crossed Finish Line in Pit Lane, D = Time Disallowed

P1 86 S		Jamie KELMAN		Kawasaki - Fastlane motorcycles			
IDEAL LAP TIME : 1:01.150		BEST LAP TIME : 1:01.150		DIFFERENCE : 0.000			
LAP	SECTOR 1	SECTOR 2	LAP TIME	MPH	DIFF	TIME OF DAY	
1 -	40.085	25.653	1:05.738	66.15	4.588	10:56:52.363	
2 -	37.602	24.750	1:02.352	69.74	1.202	10:57:54.715	
3 -	37.159	25.525	1:02.684	69.37	1.534	10:58:57.399	
4 -	37.480	27.216	1:04.696	67.21	3.546	11:00:02.095	
5 -	37.790	24.737	1:02.527	69.54	1.377	11:01:04.622	
6 -	37.411	24.382	1:01.793	70.37	0.643	11:02:06.415	
7 -	37.599	24.573	1:02.172	69.94	1.022	11:03:08.587	
8 -	36.963	24.453	1:01.416 (2)	70.80	0.266	11:04:10.003	
9 -	36.968	24.806	1:01.774 (3)	70.39	0.624	11:05:11.777	
10 -	37.528	25.424	1:02.952	69.07	1.802	11:06:14.729	
11 -	37.060	24.923	1:01.983	70.15	0.833	11:07:16.712	
12 -	36.776	24.374	1:01.150 (1)	71.11		11:08:17.862	
13 -	36.916	25.295	1:02.211	69.90	1.061	11:09:20.073	

P2 76 J		Elliot PINSON		Kawasaki - Mum, Dad, Gran & Grandad			
IDEAL LAP TIME : 1:02.131		BEST LAP TIME : 1:02.131		DIFFERENCE : 0.000			
LAP	SECTOR 1	SECTOR 2	LAP TIME	MPH	DIFF	TIME OF DAY	
1 -	47.572	28.834	1:16.406	56.91	14.275	10:57:09.441	
2 -	43.100	27.250	1:10.350	61.81	8.219	10:58:19.791	
3 -	41.307	27.648	1:08.955	63.06	6.824	10:59:28.746	
4 -	40.321	26.587	1:06.908	64.99	4.777	11:00:35.654	
5 -	39.866	25.658	1:05.524	66.36	3.393	11:01:41.178	
6 -	40.146	26.177	1:06.323	65.56	4.192	11:02:47.501	
7 -	38.687	25.309	1:03.996	67.95	1.865	11:03:51.497	
8 -	38.463	25.389	1:03.852	68.10	1.721	11:04:55.349	
9 -	37.864	25.486	1:03.350	68.64	1.219	11:05:58.699	
10 -	38.102	25.052	1:03.154 (3)	68.85	1.023	11:07:01.853	
11 -	37.573	25.549	1:03.122 (2)	68.89	0.991	11:08:04.975	
12 -	37.296	24.835	1:02.131 (1)	69.99		11:09:07.106	

P3 28 S		Leon STEWART		Kawasaki -			
IDEAL LAP TIME : 1:02.641		BEST LAP TIME : 1:02.715		DIFFERENCE : 0.074			
LAP	SECTOR 1	SECTOR 2	LAP TIME	MPH	DIFF	TIME OF DAY	
1 -	43.200	27.716	1:10.916	61.32	8.201	10:56:55.548	
2 -	41.117	27.027	1:08.144	63.81	5.429	10:58:03.692	
3 -	39.595	27.393	1:06.988	64.91	4.273	10:59:10.680	
4 -	39.966	25.829	1:05.795	66.09	3.080	11:00:16.475	
5 -	39.339	26.006	1:05.345	66.54	2.630	11:01:21.820	
6 -	40.754	25.955	1:06.709	65.18	3.994	11:02:28.529	
7 -	38.868	25.370	1:04.238	67.69	1.523	11:03:32.767	
8 -	38.190	26.290	1:04.480	67.44	1.765	11:04:37.247	
9 -	38.314	25.454	1:03.768	68.19	1.053	11:05:41.015	
10 -	37.675	27.743	1:05.418	66.47	2.703	11:06:46.433	
11 -	38.077	24.989	1:03.066 (2)	68.95	0.351	11:07:49.499	
12 -	37.652	25.063	1:02.715 (1)	69.33		11:08:52.214	
13 -	37.687	25.899	1:03.586 (3)	68.38	0.871	11:09:55.800	

P4 888 S		Jeff MORRIS		Kawazaki -			
IDEAL LAP TIME : 1:02.779		BEST LAP TIME : 1:02.779		DIFFERENCE : 0.000			
LAP	SECTOR 1	SECTOR 2	LAP TIME	MPH	DIFF	TIME OF DAY	
1 -	43.219	27.509	1:10.728	61.48	7.949	10:56:55.634	
2 -	40.910	26.816	1:07.726	64.20	4.947	10:58:03.360	
3 -	40.361	27.067	1:07.428	64.49	4.649	10:59:10.788	
4 -	40.140	26.366	1:06.506	65.38	3.727	11:00:17.294	
5 -	39.336	25.859	1:05.195	66.70	2.416	11:01:22.489	
6 -	42.144	25.880	1:08.024	63.92	5.245	11:02:30.513	
7 -	38.818	25.748	1:04.566	67.35	1.787	11:03:35.079	

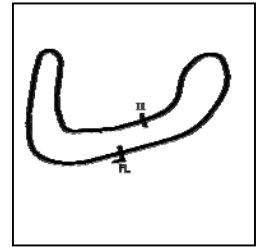
Weather / Track : Cloudy / Wet

Brands Hatch Indy
Circuit Length = 1.2079 miles
Start: 10:55 Flag 11:09 End: 11:10

BMCRC - MRO Championships 2018 - Rnd 1 @ Brands Hatch Indy

Team Green Junior Cup & Senior 300

QUALIFYING - SECTOR ANALYSIS



SECTOR 1 = FL to I1, SECTOR 2 = I1 to FL, DIFF = Difference To Personal Best Lap, P = Crossed Finish Line in Pit Lane, D = Time Disallowed

8 -	38.465	25.549	1:04.014	67.93	1.235	11:04:39.093
9 -	40.443	25.635	1:06.078	65.81	3.299	11:05:45.171
10 -	38.160	25.565	1:03.725	68.24	0.946	11:06:48.896
11 -	37.855	25.554	1:03.409 (2)	68.58	0.630	11:07:52.305
12 -	38.028	25.679	1:03.707 (3)	68.25	0.928	11:08:56.012
13 -	37.528	25.251	1:02.779 (1)	69.26		11:09:58.791

P5		4 J		James DUTTON		Kawasaki -	
IDEAL LAP TIME : 1:02.805		BEST LAP TIME : 1:02.912		DIFFERENCE : 0.107			
LAP	SECTOR 1	SECTOR 2	LAP TIME	MPH	DIFF	TIME OF DAY	
1 -	43.019	27.478	1:10.497	61.68	7.585	10:56:52.549	
2 -	41.434	25.855	1:07.289	64.62	4.377	10:57:59.838	
3 -	38.773	25.762	1:04.535	67.38	1.623	10:59:04.373	
4 -	38.424	25.976	1:04.400	67.52	1.488	11:00:08.773	
5 -	38.262	25.128	1:03.390	68.60	0.478	11:01:12.163	
6 -	38.220	25.796	1:04.016	67.92	1.104	11:02:16.179	
7 -	39.818	26.259	1:06.077	65.81	3.165	11:03:22.256	
8 -	37.901	25.795	1:03.696	68.27	0.784	11:04:25.952	
9 -	38.055	25.640	1:03.695	68.27	0.783	11:05:29.647	
10 -	38.095	25.194	1:03.289 (3)	68.71	0.377	11:06:32.936	
11 -	37.677	25.235	1:02.912 (1)	69.12		11:07:35.848	
12 -	37.886	25.276	1:03.162 (2)	68.84	0.250	11:08:39.010	
13 -	37.861	26.033	1:03.894	68.05	0.982	11:09:42.904	

P6		99 S		Damian ROWLEY		Kawasaki -	
IDEAL LAP TIME : 1:03.337		BEST LAP TIME : 1:03.498		DIFFERENCE : 0.161			
LAP	SECTOR 1	SECTOR 2	LAP TIME	MPH	DIFF	TIME OF DAY	
1 -	43.940	28.141	1:12.081	60.32	8.583	10:56:52.317	
2 -	41.161	26.490	1:07.651	64.27	4.153	10:57:59.968	
3 -	40.239	26.493	1:06.732	65.16	3.234	10:59:06.700	
4 -	39.870	26.224	1:06.094	65.79	2.596	11:00:12.794	
5 -	39.488	27.125	1:06.613	65.28	3.115	11:01:19.407	
6 -	39.604	25.979	1:05.583	66.30	2.085	11:02:24.990	
7 -	39.484	25.953	1:05.437	66.45	1.939	11:03:30.427	
8 -	39.925	26.210	1:06.135	65.75	2.637	11:04:36.562	
9 -	39.537	25.672	1:05.209	66.68	1.711	11:05:41.771	
10 -	38.151	26.648	1:04.799 (3)	67.10	1.301	11:06:46.570	
11 -	39.371	26.086	1:05.457	66.43	1.959	11:07:52.027	
12 -	38.648	25.965	1:04.613 (2)	67.30	1.115	11:08:56.640	
13 -	38.312	25.186	1:03.498 (1)	68.48		11:10:00.138	

P7		56 S		Michael STONE		Kawasaki -	
IDEAL LAP TIME : 1:02.850		BEST LAP TIME : 1:03.640		DIFFERENCE : 0.790			
LAP	SECTOR 1	SECTOR 2	LAP TIME	MPH	DIFF	TIME OF DAY	
1 -	43.668	27.455	1:11.123	61.14	7.483	10:56:52.457	
2 -	39.776	26.522	1:06.298	65.59	2.658	10:57:58.755	
3 -	38.982	26.511	1:05.493	66.39	1.853	10:59:04.248	
4 -	37.967	25.872	1:03.839 (3)	68.11	0.199	11:00:08.087	
5 -	38.326	25.358	1:03.684 (2)	68.28	0.044	11:01:11.771	
6 -	37.492	26.148	1:03.640 (1)	68.33		11:02:15.411	
7 -	39.251	25.995	1:05.246	66.64	1.606	11:03:20.657	
8 -	38.372	25.635	1:04.007	67.93	0.367	11:04:24.664	

P8		25 S		Leon JONES		Kawasaki - LCR Motorcycles	
IDEAL LAP TIME : 1:03.659		BEST LAP TIME : 1:03.744		DIFFERENCE : 0.085			
LAP	SECTOR 1	SECTOR 2	LAP TIME	MPH	DIFF	TIME OF DAY	
1 -	43.356	27.419	1:10.775	61.44	7.031	10:56:52.741	
2 -	41.474	26.785	1:08.259	63.70	4.515	10:58:01.000	
3 -	40.379	26.656	1:07.035	64.87	3.291	10:59:08.035	
4 -	40.279	26.090	1:06.369	65.52	2.625	11:00:14.404	

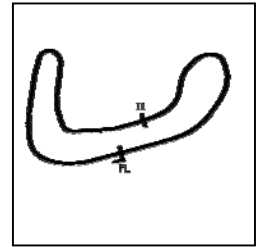
Weather / Track : Cloudy / Wet

Brands Hatch Indy
Circuit Length = 1.2079 miles
Start: 10:55 Flag 11:09 End: 11:10

BMCRC - MRO Championships 2018 - Rnd 1 @ Brands Hatch Indy

Team Green Junior Cup & Senior 300

QUALIFYING - SECTOR ANALYSIS



SECTOR 1 = FL to I1, SECTOR 2 = I1 to FL, DIFF = Difference To Personal Best Lap, P = Crossed Finish Line in Pit Lane, D = Time Disallowed

5 -	39.984	26.321	1:06.305	65.58	2.561	11:01:20.709
6 -	42.494	26.046	1:08.540	63.44	4.796	11:02:29.249
7 -	39.377	25.900	1:05.277	66.61	1.533	11:03:34.526
8 -	39.839	25.486	1:05.325	66.56	1.581	11:04:39.851
9 -	40.056	25.511	1:05.567	66.32	1.823	11:05:45.418
10 -	38.635	25.342	1:03.977 (3)	67.97	0.233	11:06:49.395
11 -	39.805	25.415	1:05.220	66.67	1.476	11:07:54.615
12 -	38.449	25.295	1:03.744 (1)	68.21		11:08:58.359
13 -	38.740	25.210	1:03.950 (2)	68.00	0.206	11:10:02.309

P9 38 S		Bob COUCHMAN		Kawasaki - Pinky Janey			
IDEAL LAP TIME : 1:03.774		BEST LAP TIME : 1:03.774		DIFFERENCE : 0.000			
LAP	SECTOR 1	SECTOR 2	LAP TIME	MPH	DIFF	TIME OF DAY	
1 -	46.503	29.326	1:15.829	57.34	12.055	10:57:29.986	
2 -	44.508	30.500	1:15.008	57.97	11.234	10:58:44.994	
3 -	43.271	28.686	1:11.957	60.43	8.183	10:59:56.951	
4 -	42.491	27.171	1:09.662	62.42	5.888	11:01:06.613	
5 -	42.255	27.137	1:09.392	62.66	5.618	11:02:16.005	
6 -	40.527	28.013	1:08.540	63.44	4.766	11:03:24.545	
7 -	40.191	26.590	1:06.781	65.11	3.007	11:04:31.326	
8 -	40.380	26.596	1:06.976	64.92	3.202	11:05:38.302	
9 -	39.813	28.102	1:07.915	64.03	4.141	11:06:46.217	
10 -	39.538	26.585	1:06.123 (3)	65.76	2.349	11:07:52.340	
11 -	38.889	25.772	1:04.661 (2)	67.25	0.887	11:08:57.001	
12 -	38.551	25.223	1:03.774 (1)	68.18		11:10:00.775	

P10 66 S		Michael ALLEN		Kawasaki -			
IDEAL LAP TIME : 1:03.786		BEST LAP TIME : 1:03.998		DIFFERENCE : 0.212			
LAP	SECTOR 1	SECTOR 2	LAP TIME	MPH	DIFF	TIME OF DAY	
1 -	45.427	27.626	1:13.053	59.52	9.055	10:57:00.185	
2 -	41.875	27.079	1:08.954	63.06	4.956	10:58:09.139	
3 -	40.662	27.217	1:07.879	64.06	3.881	10:59:17.018	
4 -	40.693	29.461	1:10.154	61.98	6.156	11:00:27.172	
5 -	43.856	26.718	1:10.574	61.61	6.576	11:01:37.746	
6 -	40.712	26.482	1:07.194	64.71	3.196	11:02:44.940	
7 -	39.385	26.957	1:06.342	65.54	2.344	11:03:51.282	
8 -	39.477	26.318	1:05.795	66.09	1.797	11:04:57.077	
9 -	38.162	25.836	1:03.998 (1)	67.94		11:06:01.075	
10 -	39.019	25.806	1:04.825 (2)	67.08	0.827	11:07:05.900	
11 -	38.668	27.702	1:06.370	65.52	2.372	11:08:12.270	
12 -	39.208	25.624	1:04.832 (3)	67.07	0.834	11:09:17.102	

P11 62 S		Nick BETTRIDGE		Kawasaki - Weald Builders			
IDEAL LAP TIME : 1:03.523		BEST LAP TIME : 1:04.047		DIFFERENCE : 0.524			
LAP	SECTOR 1	SECTOR 2	LAP TIME	MPH	DIFF	TIME OF DAY	
1 -	43.575	27.587	1:11.162	61.10	7.115	10:56:58.397	
2 -	40.577	26.412	1:06.989	64.91	2.942	10:58:05.386	
3 -	39.570	27.284	1:06.854	65.04	2.807	10:59:12.240	
4 -	40.395	37.188	1:17.583	56.05	13.536	11:00:29.823	
5 -	42.330	27.352	1:09.682	62.40	5.635	11:01:39.505	
6 -	40.352	25.873	1:06.225	65.66	2.178	11:02:45.730	
7 -	38.995	26.688	1:05.683	66.20	1.636	11:03:51.413	
8 -	39.629	26.438	1:06.067	65.82	2.020	11:04:57.480	
9 -	38.519	25.547	1:04.066 (2)	67.87	0.019	11:06:01.546	
10 -	38.739	26.296	1:05.035 (3)	66.86	0.988	11:07:06.581	
11 -	38.170	27.505	1:05.675	66.21	1.628	11:08:12.256	
12 -	38.694	25.353	1:04.047 (1)	67.89		11:09:16.303	

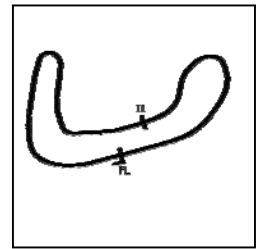
Weather / Track : Cloudy / Wet

Brands Hatch Indy
Circuit Length = 1.2079 miles
Start: 10:55 Flag 11:09 End: 11:10

BMCRC - MRO Championships 2018 - Rnd 1 @ Brands Hatch Indy

Team Green Junior Cup & Senior 300

QUALIFYING - SECTOR ANALYSIS



SECTOR 1 = FL to I1, SECTOR 2 = I1 to FL, DIFF = Difference To Personal Best Lap, P = Crossed Finish Line in Pit Lane, D = Time Disallowed

P12 67 S Tony MORRIS			Kawasaki - Chippy racing team			
IDEAL LAP TIME : 1:04.094		BEST LAP TIME : 1:04.094		DIFFERENCE : 0.000		
LAP	SECTOR 1	SECTOR 2	LAP TIME	MPH	DIFF	TIME OF DAY
1 -	42.839	27.218	1:10.057	62.07	5.963	10:56:59.182
2 -	40.890	26.822	1:07.712	64.22	3.618	10:58:06.894
3 -	39.598	26.558	1:06.156	65.73	2.062	10:59:13.050
4 -	39.846	31.159	1:11.005	61.24	6.911	11:00:24.055
5 -	39.876	26.517	1:06.393	65.49	2.299	11:01:30.448
6 -	39.977	26.280	1:06.257	65.63	2.163	11:02:36.705
7 -	39.590	26.171	1:05.761	66.12	1.667	11:03:42.466
8 -	39.158	25.951	1:05.109	66.78	1.015	11:04:47.575
9 -	38.951	25.893	1:04.844 (2)	67.06	0.750	11:05:52.419
10 -	39.170	26.423	1:05.593	66.29	1.499	11:06:58.012
11 -	39.033	25.924	1:04.957 (3)	66.94	0.863	11:08:02.969
12 -	38.497	25.597	1:04.094 (1)	67.84		11:09:07.063

P13 29 S Charlie STONE			Kawasaki -			
IDEAL LAP TIME : 1:04.129		BEST LAP TIME : 1:04.178		DIFFERENCE : 0.049		
LAP	SECTOR 1	SECTOR 2	LAP TIME	MPH	DIFF	TIME OF DAY
1 -	43.292	27.349	1:10.641	61.55	6.463	10:56:56.372
2 -	40.973	26.726	1:07.699	64.23	3.521	10:58:04.071
3 -	40.202	27.360	1:07.562	64.36	3.384	10:59:11.633
4 -	40.745	28.718	1:09.463	62.60	5.285	11:00:21.096
5 -	39.851	27.346	1:07.197	64.71	3.019	11:01:28.293
6 -	39.995	26.798	1:06.793	65.10	2.615	11:02:35.086
7 -	39.352	26.404	1:05.756	66.13	1.578	11:03:40.842
8 -	38.985	25.970	1:04.955 (3)	66.94	0.777	11:04:45.797
9 -	38.727	25.659	1:04.386 (2)	67.53	0.208	11:05:50.183
10 -	39.907	25.994	1:05.901	65.98	1.723	11:06:56.084
11 -	38.750	27.088	1:05.838	66.05	1.660	11:08:01.922
12 -	38.470	25.708	1:04.178 (1)	67.75		11:09:06.100

P14 20 S Kai DICKINSON			Kawasaki - 2M+2K+H=Racing			
IDEAL LAP TIME : 1:04.186		BEST LAP TIME : 1:04.186		DIFFERENCE : 0.000		
LAP	SECTOR 1	SECTOR 2	LAP TIME	MPH	DIFF	TIME OF DAY
1 -	43.068	27.198	1:10.266	61.88	6.080	10:56:57.552
2 -	40.686	26.224	1:06.910	64.99	2.724	10:58:04.462
3 -	40.080	27.078	1:07.158	64.75	2.972	10:59:11.620
4 -	39.851	26.408	1:06.259	65.63	2.073	11:00:17.879
5 -	39.071	25.899	1:04.970 (3)	66.93	0.784	11:01:22.849
6 -	42.002	26.181	1:08.183	63.77	3.997	11:02:31.032
7 -	39.327	26.307	1:05.634	66.25	1.448	11:03:36.666
8 -	39.222	26.073	1:05.295	66.59	1.109	11:04:41.961
9 -	39.554	27.916	1:07.470	64.45	3.284	11:05:49.431
10 -	39.203	26.122	1:05.325	66.56	1.139	11:06:54.756
11 -	38.795	25.857	1:04.652 (2)	67.26	0.466	11:07:59.408
12 -	38.679	25.507	1:04.186 (1)	67.75		11:09:03.594

P15 44 S Duane SUTCH			Kawasaki - Shawell Tuning and Racing Serv			
IDEAL LAP TIME : 1:04.361		BEST LAP TIME : 1:04.361		DIFFERENCE : 0.000		
LAP	SECTOR 1	SECTOR 2	LAP TIME	MPH	DIFF	TIME OF DAY
1 -	44.541	28.705	1:13.246	59.36	8.885	10:57:06.810
2 -	41.530	27.542	1:09.072	62.95	4.711	10:58:15.882
3 -	41.033	27.007	1:08.040	63.91	3.679	10:59:23.922
4 -	40.529	27.097	1:07.626	64.30	3.265	11:00:31.548
5 -	41.281	26.864	1:08.145	63.81	3.784	11:01:39.693
6 -	40.668	25.928	1:06.596	65.29	2.235	11:02:46.289
7 -	39.174	26.120	1:05.294 (2)	66.60	0.933	11:03:51.583
8 -	39.989	26.297	1:06.286	65.60	1.925	11:04:57.869
9 -	39.395	26.157	1:05.552 (3)	66.33	1.191	11:06:03.421

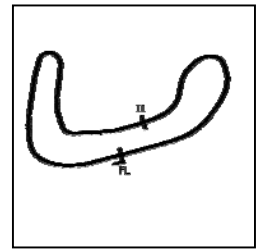
Weather / Track : Cloudy / Wet

Brands Hatch Indy
Circuit Length = 1.2079 miles
Start: 10:55 Flag 11:09 End: 11:10

BMCRC - MRO Championships 2018 - Rnd 1 @ Brands Hatch Indy

Team Green Junior Cup & Senior 300

QUALIFYING - SECTOR ANALYSIS



SECTOR 1 = FL to I1, SECTOR 2 = I1 to FL, DIFF = Difference To Personal Best Lap, P = Crossed Finish Line in Pit Lane, D = Time Disallowed

10 -	39.875	27.155	1:07.030	64.87	2.669	11:07:10.451
11 -	38.715	25.646	1:04.361 (1)	67.56		11:08:14.812
12 -	39.102	26.509	1:05.611	66.27	1.250	11:09:20.423

P16 70 S Sean HALL			Kawasaki - S and y ceramics			
IDEAL LAP TIME : 1:04.243		BEST LAP TIME : 1:04.422		DIFFERENCE : 0.179		
LAP	SECTOR 1	SECTOR 2	LAP TIME	MPH	DIFF	TIME OF DAY
1 -	47.679	29.477	1:17.156	56.36	12.734	10:57:13.516
2 -	43.462	27.694	1:11.156	61.11	6.734	10:58:24.672
3 -	42.565	28.649	1:11.214	61.06	6.792	10:59:35.886
4 -	43.450	27.869	1:11.319	60.97	6.897	11:00:47.205
5 -	41.126	27.349	1:08.475	63.50	4.053	11:01:55.680
6 -	40.500	27.135	1:07.635	64.29	3.213	11:03:03.315
7 -	40.135	26.627	1:06.762	65.13	2.340	11:04:10.077
8 -	39.497	26.314	1:05.811	66.07	1.389	11:05:15.888
9 -	38.762	25.888	1:04.650 (2)	67.26	0.228	11:06:20.538
10 -	40.103	25.604	1:05.707	66.18	1.285	11:07:26.245
11 -	38.639	25.783	1:04.422 (1)	67.50		11:08:30.667
12 -	38.843	26.119	1:04.962 (3)	66.94	0.540	11:09:35.629

P17 861 J Owen JENNER			Kawasaki -			
IDEAL LAP TIME : 1:04.596		BEST LAP TIME : 1:04.596		DIFFERENCE : 0.000		
LAP	SECTOR 1	SECTOR 2	LAP TIME	MPH	DIFF	TIME OF DAY
1 -	OUTLAP	28.594	1:21.269	53.50	16.673	10:58:36.831
2 -	43.647	28.791	1:12.438	60.03	7.842	10:59:49.269
3 -	40.542	27.203	1:07.745	64.19	3.149	11:00:57.014
4 -	40.652	25.795	1:06.447	65.44	1.851	11:02:03.461
5 -	39.357	26.275	1:05.632	66.25	1.036	11:03:09.093
6 -	39.578	26.092	1:05.670	66.21	1.074	11:04:14.763
7 -	40.090	26.635	1:06.725	65.17	2.129	11:05:21.488
8 -	39.712	26.652	1:06.364	65.52	1.768	11:06:27.852
9 -	39.351	25.726	1:05.077 (2)	66.82	0.481	11:07:32.929
10 -	38.931	25.665	1:04.596 (1)	67.32		11:08:37.525
11 -	38.992	26.212	1:05.204 (3)	66.69	0.608	11:09:42.729

P18 45 J Brandon SHERIFF			Kawasaki -			
IDEAL LAP TIME : 1:04.648		BEST LAP TIME : 1:04.648		DIFFERENCE : 0.000		
LAP	SECTOR 1	SECTOR 2	LAP TIME	MPH	DIFF	TIME OF DAY
1 -	45.083	27.440	1:12.523	59.96	7.875	10:56:54.127
2 -	41.290	26.971	1:08.261	63.70	3.613	10:58:02.388
3 -	40.278	27.836	1:08.114	63.84	3.466	10:59:10.502
4 -	40.999	27.890	1:08.889	63.12	4.241	11:00:19.391
5 -	40.417	26.695	1:07.112	64.79	2.464	11:01:26.503
6 -	40.246	27.144	1:07.390	64.52	2.742	11:02:33.893
7 -	39.714	26.720	1:06.434	65.45	1.786	11:03:40.327
8 -	40.008	26.415	1:06.423	65.46	1.775	11:04:46.750
9 -	39.064	26.130	1:05.194 (2)	66.70	0.546	11:05:51.944
10 -	40.491	26.639	1:07.130	64.77	2.482	11:06:59.074
11 -	39.540	26.388	1:05.928 (3)	65.95	1.280	11:08:05.002
12 -	38.646	26.002	1:04.648 (1)	67.26		11:09:09.650

P19 33 J Jarrod WRIGHT			Kawasaki - elp racing			
IDEAL LAP TIME : 1:04.598		BEST LAP TIME : 1:04.713		DIFFERENCE : 0.115		
LAP	SECTOR 1	SECTOR 2	LAP TIME	MPH	DIFF	TIME OF DAY
1 -	43.665	28.456	1:12.121	60.29	7.408	10:57:05.628
2 -	41.889	28.213	1:10.102	62.03	5.389	10:58:15.730
3 -	41.775	27.576	1:09.351	62.70	4.638	10:59:25.081
4 -	40.639	27.361	1:08.000	63.95	3.287	11:00:33.081
5 -	40.530	26.902	1:07.432	64.48	2.719	11:01:40.513
6 -	40.296	26.607	1:06.903	64.99	2.190	11:02:47.416

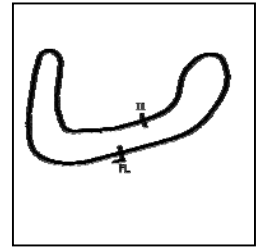
Weather / Track : Cloudy / Wet

Brands Hatch Indy
Circuit Length = 1.2079 miles
Start: 10:55 Flag 11:09 End: 11:10

BMCRC - MRO Championships 2018 - Rnd 1 @ Brands Hatch Indy

Team Green Junior Cup & Senior 300

QUALIFYING - SECTOR ANALYSIS



SECTOR 1 = FL to I1, SECTOR 2 = I1 to FL, DIFF = Difference To Personal Best Lap, P = Crossed Finish Line in Pit Lane, D = Time Disallowed

7 -	40.072	26.712	1:06.784	65.11	2.071	11:03:54.200
8 -	42.887	28.518	1:11.405	60.90	6.692	11:05:05.605
9 -	39.494	26.650	1:06.144	65.74	1.431	11:06:11.749
10 -	39.422	26.222	1:05.644 (3)	66.24	0.931	11:07:17.393
11 -	38.376	26.337	1:04.713 (1)	67.19		11:08:22.106
12 -	38.986	26.340	1:05.326 (2)	66.56	0.613	11:09:27.432

P20	30 S	Malcolm HOWELL	Kawasaki -			
IDEAL LAP TIME : 1:04.762		BEST LAP TIME : 1:04.906	DIFFERENCE : 0.144			
LAP	SECTOR 1	SECTOR 2	LAP TIME	MPH	DIFF	TIME OF DAY
1 -	47.426	28.747	1:16.173	57.08	11.267	10:57:13.940
2 -	41.712	27.755	1:09.467	62.59	4.561	10:58:23.407
3 -	40.504	26.908	1:07.412	64.50	2.506	10:59:30.819
4 -	39.589	26.599	1:06.188	65.70	1.282	11:00:37.007
5 -	39.810	26.488	1:06.298	65.59	1.392	11:01:43.305
6 -	39.175	26.542	1:05.717	66.17	0.811	11:02:49.022
7 -	38.839	26.535	1:05.374 (3)	66.51	0.468	11:03:54.396
8 -	39.980	26.078	1:06.058	65.83	1.152	11:05:00.454
9 -	38.842	26.139	1:04.981 (2)	66.92	0.075	11:06:05.435
10 -	39.868	26.556	1:06.424	65.46	1.518	11:07:11.859
11 -	38.684	26.222	1:04.906 (1)	66.99		11:08:16.765
12 -	38.978	27.294	1:06.272	65.61	1.366	11:09:23.037

P21	6 S	Martin COOPER	Kawasaki -			
IDEAL LAP TIME : 1:05.439		BEST LAP TIME : 1:06.138	DIFFERENCE : 0.699			
LAP	SECTOR 1	SECTOR 2	LAP TIME	MPH	DIFF	TIME OF DAY
1 -	43.047	27.252	1:10.299	61.85	4.161	10:56:58.985
2 -	40.953	26.999	1:07.952	63.99	1.814	10:58:06.937
3 -	40.786	27.277	1:08.063	63.89	1.925	10:59:15.000
4 -	40.372	29.288	1:09.660	62.42	3.522	11:00:24.660
5 -	40.188	27.586	1:07.774	64.16	1.636	11:01:32.434
6 -	43.811	27.013	1:10.824	61.40	4.686	11:02:43.258
7 -	39.876	27.430	1:07.306 (3)	64.60	1.168	11:03:50.564
8 -	39.375	27.156	1:06.531 (2)	65.36	0.393	11:04:57.095
9 -	40.074	26.064	1:06.138 (1)	65.75		11:06:03.233

P22	17 J	Jordan HARRIS	Kawasaki -			
IDEAL LAP TIME : 1:06.461		BEST LAP TIME : 1:06.461	DIFFERENCE : 0.000			
LAP	SECTOR 1	SECTOR 2	LAP TIME	MPH	DIFF	TIME OF DAY
1 -	OUTLAP	30.567	1:19.166	54.93	12.705	10:59:49.677
2 -	45.412	29.615	1:15.027	57.96	8.566	11:01:04.704
3 -	44.415	27.881	1:12.296	60.14	5.835	11:02:17.000
4 -	43.009	27.979	1:10.988	61.25	4.527	11:03:27.988
5 -	42.482	27.603	1:10.085	62.04	3.624	11:04:38.073
6 -	43.181	28.209	1:11.390	60.91	4.929	11:05:49.463
7 -	41.382	27.082	1:08.464 (3)	63.51	2.003	11:06:57.927
8 -	40.820	26.782	1:07.602 (2)	64.32	1.141	11:08:05.529
9 -	40.021	26.440	1:06.461 (1)	65.43		11:09:11.990

P23	83 J	Amy LOOMES	Kawasaki -			
IDEAL LAP TIME : 1:07.418		BEST LAP TIME : 1:07.418	DIFFERENCE : 0.000			
LAP	SECTOR 1	SECTOR 2	LAP TIME	MPH	DIFF	TIME OF DAY
1 -	49.211	30.015	1:19.226	54.88	11.808	10:57:14.750
2 -	44.121	28.072	1:12.193	60.23	4.775	10:58:26.943
3 -	42.325	28.272	1:10.597	61.59	3.179	10:59:37.540
4 -	43.010	28.000	1:11.010	61.23	3.592	11:00:48.550
5 -	41.968	27.773	1:09.741	62.35	2.323	11:01:58.291
6 -	41.469	27.318	1:08.787	63.21	1.369	11:03:07.078
7 -	40.585	27.006	1:07.591 (2)	64.33	0.173	11:04:14.669
8 -	41.442	27.605	1:09.047	62.98	1.629	11:05:23.716

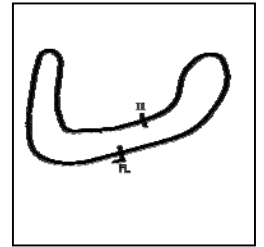
Weather / Track : Cloudy / Wet

Brands Hatch Indy
Circuit Length = 1.2079 miles
Start: 10:55 Flag 11:09 End: 11:10

BMCRC - MRO Championships 2018 - Rnd 1 @ Brands Hatch Indy

Team Green Junior Cup & Senior 300

QUALIFYING - SECTOR ANALYSIS



SECTOR 1 = FL to I1, SECTOR 2 = I1 to FL, DIFF = Difference To Personal Best Lap, P = Crossed Finish Line in Pit Lane, D = Time Disallowed

9 -	41.281	28.005	1:09.286	62.76	1.868	11:06:33.002
10 -	40.460	27.348	1:07.808 (3)	64.13	0.390	11:07:40.810
11 -	40.453	26.965	1:07.418 (1)	64.50		11:08:48.228
12 -	40.737	27.299	1:08.036	63.91	0.618	11:09:56.264

P24	88 S	David COURT	Kawasaki -			
IDEAL LAP TIME : 1:07.445		BEST LAP TIME : 1:07.445	DIFFERENCE : 0.000			
LAP	SECTOR 1	SECTOR 2	LAP TIME	MPH	DIFF	TIME OF DAY
1 -	46.685	28.930	1:15.615	57.50	8.170	10:57:18.985
2 -	43.992	28.304	1:12.296	60.14	4.851	10:58:31.281
3 -	42.512	28.144	1:10.656 (3)	61.54	3.211	10:59:41.937
4 -	41.636	27.628	1:09.264 (2)	62.78	1.819	11:00:51.201
5 -	40.637	26.808	1:07.445 (1)	64.47		11:01:58.646

P25	18 J	Indy OFFER	Kawasaki - Ace Osteopaths			
IDEAL LAP TIME : 1:06.566		BEST LAP TIME : 1:07.592	DIFFERENCE : 1.026			
LAP	SECTOR 1	SECTOR 2	LAP TIME	MPH	DIFF	TIME OF DAY
1 -	47.964	28.136	1:16.100	57.14	8.508	10:57:12.036
2 -	43.465	28.022	1:11.487	60.83	3.895	10:58:23.523
3 -	43.046	29.038	1:12.084	60.32	4.492	10:59:35.607
4 -	43.451	27.384	1:10.835	61.39	3.243	11:00:46.442
5 -	41.576	26.828	1:08.404 (3)	63.57	0.812	11:01:54.846
6 -	40.938	26.654	1:07.592 (1)	64.33		11:03:02.438
7 -	40.706	27.080	1:07.786 (2)	64.15	0.194	11:04:10.224

P26	32 S	John MACKNESS	Kawasaki - ME			
IDEAL LAP TIME : 1:08.984		BEST LAP TIME : 1:08.984	DIFFERENCE : 0.000			
LAP	SECTOR 1	SECTOR 2	LAP TIME	MPH	DIFF	TIME OF DAY
1 -	46.391	29.485	1:15.876	57.31	6.892	10:57:10.548
2 -	44.424	28.415	1:12.839	59.70	3.855	10:58:23.387
3 -	43.163	28.844	1:12.007	60.39	3.023	10:59:35.394
4 -	43.214	28.067	1:11.281	61.00	2.297	11:00:46.675
5 -	43.321	27.621	1:10.942	61.29	1.958	11:01:57.617
6 -	42.785	27.753	1:10.538	61.64	1.554	11:03:08.155
7 -	42.486	27.919	1:10.405	61.76	1.421	11:04:18.560
8 -	42.328	27.586	1:09.914	62.19	0.930	11:05:28.474
9 -	41.974	27.877	1:09.851	62.25	0.867	11:06:38.325
10 -	42.130	27.294	1:09.424 (3)	62.63	0.440	11:07:47.749
11 -	41.839	27.145	1:08.984 (1)	63.03		11:08:56.733
12 -	41.869	27.526	1:09.395 (2)	62.66	0.411	11:10:06.128

P27	133 S	Peter WOOLFALL	Kawasaki - Salisbury Cleaning Services			
IDEAL LAP TIME : 1:10.955		BEST LAP TIME : 1:10.990	DIFFERENCE : 0.035			
LAP	SECTOR 1	SECTOR 2	LAP TIME	MPH	DIFF	TIME OF DAY
1 -	46.726	31.404	1:18.130	55.65	7.140	10:57:18.784
2 -	44.209	29.404	1:13.613	59.07	2.623	10:58:32.397
3 -	43.505	29.328	1:12.833	59.70	1.843	10:59:45.230
4 -	43.465	29.460	1:12.925	59.63	1.935	11:00:58.155
5 -	44.665	28.735	1:13.400	59.24	2.410	11:02:11.555
6 -	44.031	29.073	1:13.104	59.48	2.114	11:03:24.659
7 -	43.787	28.914	1:12.701	59.81	1.711	11:04:37.360
8 -	43.448	28.419	1:11.867 (3)	60.50	0.877	11:05:49.227
9 -	43.656	28.776	1:12.432	60.03	1.442	11:07:01.659
10 -	42.586	28.505	1:11.091 (2)	61.16	0.101	11:08:12.750
11 -	42.621	28.369	1:10.990 (1)	61.25		11:09:23.740

P28	8 S	Graham TOWLER	Kawasaki - DW Racing			
IDEAL LAP TIME : 1:11.204		BEST LAP TIME : 1:11.211	DIFFERENCE : 0.007			
LAP	SECTOR 1	SECTOR 2	LAP TIME	MPH	DIFF	TIME OF DAY

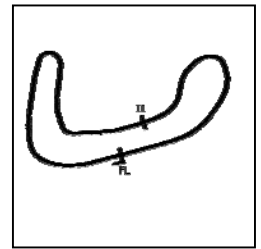
Weather / Track : Cloudy / Wet

Brands Hatch Indy
Circuit Length = 1.2079 miles
Start: 10:55 Flag 11:09 End: 11:10

BMCRC - MRO Championships 2018 - Rnd 1 @ Brands Hatch Indy

Team Green Junior Cup & Senior 300

QUALIFYING - SECTOR ANALYSIS



SECTOR 1 = FL to I1, SECTOR 2 = I1 to FL, DIFF = Difference To Personal Best Lap, P = Crossed Finish Line in Pit Lane, D = Time Disallowed

1 -	50.282	31.727	1:22.009	53.02	10.798	10:57:23.627
2 -	48.919	31.681	1:20.600	53.95	9.389	10:58:44.227
3 -	48.106	30.970	1:19.076	54.99	7.865	11:00:03.303
4 -	46.597	30.268	1:16.865	56.57	5.654	11:01:20.168
5 -	46.712	29.861	1:16.573	56.79	5.362	11:02:36.741
6 -	45.224	29.533	1:14.757	58.16	3.546	11:03:51.498
7 -	45.497	28.941	1:14.438	58.41	3.227	11:05:05.936
8 -	43.762	28.823	1:12.585 (3)	59.91	1.374	11:06:18.521
9 -	43.693	28.896	1:12.589	59.90	1.378	11:07:31.110
10 -	42.962	28.249	1:11.211 (1)	61.06		11:08:42.321
11 -	43.310	28.242	1:11.552 (2)	60.77	0.341	11:09:53.873

P29 27 S Andrew BUTTERS		Kawasaki -				
IDEAL LAP TIME : 1:11.382		BEST LAP TIME : 1:11.382		DIFFERENCE : 0.000		
LAP	SECTOR 1	SECTOR 2	LAP TIME	MPH	DIFF	TIME OF DAY
1 -	44.734	29.531	1:14.265	58.55	2.883	10:57:06.922
2 -	43.760	29.323	1:13.083 (3)	59.50	1.701	10:58:20.005
3 -	45.441	30.325	1:15.766	57.39	4.384	10:59:35.771
4 -	45.434	29.474	1:14.908	58.05	3.526	11:00:50.679
5 -	44.150	28.970	1:13.120	59.47	1.738	11:02:03.799
6 -	43.241	29.399	1:12.640 (2)	59.86	1.258	11:03:16.439
7 -	43.101	28.281	1:11.382 (1)	60.92		11:04:27.821

P30 122 S Paul WILSON		Kawasaki -				
IDEAL LAP TIME : 1:11.485		BEST LAP TIME : 1:11.485		DIFFERENCE : 0.000		
LAP	SECTOR 1	SECTOR 2	LAP TIME	MPH	DIFF	TIME OF DAY
1 -	47.726	29.105	1:16.831	56.59	5.346	10:57:29.382
2 -	44.717	30.595	1:15.312 (3)	57.74	3.827	10:58:44.694
3 -	44.758	28.692	1:13.450 (2)	59.20	1.965	10:59:58.144
4 -	42.931	28.554	1:11.485 (1)	60.83		11:01:09.629

P31 48 S Kevin SABBARTON		Kawasaki -				
IDEAL LAP TIME : 1:13.903		BEST LAP TIME : 1:14.767		DIFFERENCE : 0.864		
LAP	SECTOR 1	SECTOR 2	LAP TIME	MPH	DIFF	TIME OF DAY
1 -	45.194	29.573	1:14.767 (1)	58.16		10:57:25.171

P32 26 S Simon HART		Kawasaki -				
IDEAL LAP TIME : 1:13.612		BEST LAP TIME : 1:15.241		DIFFERENCE : 1.629		
LAP	SECTOR 1	SECTOR 2	LAP TIME	MPH	DIFF	TIME OF DAY
1 -	49.519	31.560	1:21.079	53.63	5.838	10:57:25.933
2 -	47.111	32.737	1:19.848	54.46	4.607	10:58:45.781
3 -	47.513	30.306	1:17.819 (3)	55.88	2.578	11:00:03.600
4 -	47.110	29.688	1:16.798 (2)	56.62	1.557	11:01:20.398
5 -	45.179	30.062	1:15.241 (1)	57.79		11:02:35.639

P33 11 S Gary HARVEY		Kawasaki - NR Racing				
IDEAL LAP TIME : 1:16.734		BEST LAP TIME : 1:16.734		DIFFERENCE : 0.000		
LAP	SECTOR 1	SECTOR 2	LAP TIME	MPH	DIFF	TIME OF DAY
1 -	52.632	31.823	1:24.455	51.49	7.721	10:57:28.692
2 -	49.442	33.326	1:22.768	52.53	6.034	10:58:51.460
3 -	47.810	32.819	1:20.629	53.93	3.895	11:00:12.089
4 -	48.418	31.708	1:20.126	54.27	3.392	11:01:32.215
5 -	48.976	31.570	1:20.546	53.98	3.812	11:02:52.761
6 -	47.029	31.458	1:18.487	55.40	1.753	11:04:11.248
7 -	47.297	31.464	1:18.761	55.21	2.027	11:05:30.009
8 -	47.558	30.888	1:18.446 (3)	55.43	1.712	11:06:48.455
9 -	45.898	30.836	1:16.734 (1)	56.67		11:08:05.189
10 -	46.844	30.858	1:17.702 (2)	55.96	0.968	11:09:22.891

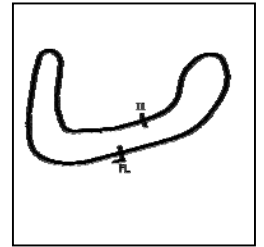
Weather / Track : Cloudy / Wet

Brands Hatch Indy
Circuit Length = 1.2079 miles
Start: 10:55 Flag 11:09 End: 11:10

BMCRC - MRO Championships 2018 - Rnd 1 @ Brands Hatch Indy

Team Green Junior Cup & Senior 300

QUALIFYING - SECTOR ANALYSIS



SECTOR 1 = FL to I1, SECTOR 2 = I1 to FL, DIFF = Difference To Personal Best Lap, P = Crossed Finish Line in Pit Lane, D = Time Disallowed

P34 41 J		Kyal TINKER		Kawasaki - Aquatix-2u Ltd			
IDEAL LAP TIME : 1:19.756		BEST LAP TIME : 1:19.756		DIFFERENCE : 0.000			
LAP	SECTOR 1	SECTOR 2	LAP TIME	MPH	DIFF	TIME OF DAY	
1 -	56.731	31.934	1:28.665 (3)	49.04	8.909	10:57:42.988	
2 -	49.047	30.709	1:19.756 (1)	54.52		10:59:02.744	
3 -	49.087	37.582	1:26.669 (2)	50.17	6.913	11:00:29.413	

P35 23 J		Joe ELLIS		Kawasaki -			
IDEAL LAP TIME : 1:22.364		BEST LAP TIME : 1:25.838		DIFFERENCE : 3.474			
LAP	SECTOR 1	SECTOR 2	LAP TIME	MPH	DIFF	TIME OF DAY	
1 -	53.640	32.198	1:25.838 (1)	50.66		10:57:18.892	

BMCRC - MRO Championships 2018 - Rnd 1 @ Brands Hatch Indy

Team Green Junior Cup & Senior 300

QUALIFYING - BEST SECTORS

SECTOR 1			SECTOR 2			IDEAL / BEST COMPARISON						
POS	NO	NAME	TIME	NO	NAME	TIME	POS	NO	NAME	IDEAL	BEST	DIFF
									PERFECT LAP	1:01.150		
1	86	KELMAN	36.776	86	KELMAN	24.374	1	86	KELMAN	1:01.150	1:01.150	0.000
2	76	PINSON	37.296	76	PINSON	24.835	2	76	PINSON	1:02.131	1:02.131	0.000
3	56	STONE	37.492	28	STEWART	24.989	3	28	STEWART	1:02.641	1:02.715	0.074
4	888	MORRIS	37.528	4	DUTTON	25.128	4	888	MORRIS	1:02.779	1:02.779	0.000
5	28	STEWART	37.652	99	ROWLEY	25.186	5	4	DUTTON	1:02.805	1:02.912	0.107
6	4	DUTTON	37.677	25	JONES	25.210	6	56	STONE	1:02.850	1:03.640	0.790
7	99	ROWLEY	38.151	38	COUCHMAN	25.223	7	99	ROWLEY	1:03.337	1:03.498	0.161
8	66	ALLEN	38.162	888	MORRIS	25.251	8	62	BETTRIDGE	1:03.523	1:04.047	0.524
9	62	BETTRIDGE	38.170	62	BETTRIDGE	25.353	9	25	JONES	1:03.659	1:03.744	0.085
10	33	WRIGHT	38.376	56	STONE	25.358	10	38	COUCHMAN	1:03.774	1:03.774	0.000
11	25	JONES	38.449	20	DICKINSON	25.507	11	66	ALLEN	1:03.786	1:03.998	0.212
12	29	STONE	38.470	67	MORRIS	25.597	12	67	MORRIS	1:04.094	1:04.094	0.000
13	67	MORRIS	38.497	70	HALL	25.604	13	29	STONE	1:04.129	1:04.178	0.049
14	38	COUCHMAN	38.551	66	ALLEN	25.624	14	20	DICKINSON	1:04.186	1:04.186	0.000
15	70	HALL	38.639	44	SUTCH	25.646	15	70	HALL	1:04.243	1:04.422	0.179
16	45	SHERIFF	38.646	29	STONE	25.659	16	44	SUTCH	1:04.361	1:04.361	0.000
17	20	DICKINSON	38.679	861	JENNER	25.665	17	861	JENNER	1:04.596	1:04.596	0.000
18	30	HOWELL	38.684	45	SHERIFF	26.002	18	33	WRIGHT	1:04.598	1:04.713	0.115
19	44	SUTCH	38.715	6	COOPER	26.064	19	45	SHERIFF	1:04.648	1:04.648	0.000
20	861	JENNER	38.931	30	HOWELL	26.078	20	30	HOWELL	1:04.762	1:04.906	0.144
21	6	COOPER	39.375	33	WRIGHT	26.222	21	6	COOPER	1:05.439	1:06.138	0.699
22	18	OFFER	39.912	17	HARRIS	26.440	22	17	HARRIS	1:06.461	1:06.461	0.000
23	17	HARRIS	40.021	18	OFFER	26.654	23	18	OFFER	1:06.566	1:07.592	1.026
24	83	LOOMES	40.453	88	COURT	26.808	24	83	LOOMES	1:07.418	1:07.418	0.000
25	88	COURT	40.637	83	LOOMES	26.965	25	88	COURT	1:07.445	1:07.445	0.000
26	32	MACKNESS	41.839	32	MACKNESS	27.145	26	32	MACKNESS	1:08.984	1:08.984	0.000
27	133	WOOLFALL	42.586	8	TOWLER	28.242	27	133	WOOLFALL	1:10.955	1:10.990	0.035
28	122	WILSON	42.931	27	BUTTERS	28.281	28	8	TOWLER	1:11.204	1:11.211	0.007
29	8	TOWLER	42.962	133	WOOLFALL	28.369	29	27	BUTTERS	1:11.382	1:11.382	0.000
30	27	BUTTERS	43.101	122	WILSON	28.554	30	122	WILSON	1:11.485	1:11.485	0.000
31	26	HART	43.924	48	SABBARTON	29.573	31	26	HART	1:13.612	1:15.241	1.629
32	48	SABBARTON	44.330	26	HART	29.688	32	48	SABBARTON	1:13.903	1:14.767	0.864
33	11	HARVEY	45.898	41	TINKER	30.709	33	11	HARVEY	1:16.734	1:16.734	0.000
34	41	TINKER	49.047	11	HARVEY	30.836	34	41	TINKER	1:19.756	1:19.756	0.000
35	23	ELLIS	50.166	23	ELLIS	32.198	35	23	ELLIS	1:22.364	1:25.838	3.474

Weather / Track : Cloudy / Wet

Results can be found at www.tsl-timing.com

Brands Hatch Indy
Circuit Length = 1.2079 miles
Start: 10:55 Flag 11:09 End: 11:10

Printed - 11:10 Saturday, 10 March 2018

BMCRC - MRO Championships 2018 - Rnd 1 @ Brands Hatch Indy



Team Green Junior Cup & Senior 300

RACE 7 - GRID (10 Laps)

ROW 12	36	49 Andrew NEWMAN	1:25.838	35	23 Joe ELLIS	1:19.756	34	41 Kyal TINKER
ROW 11			1:16.734	33	11 Gary HARVEY	1:15.241	31	48 Kevin SABBARTON
ROW 10	30	122 Paul WILSON	1:11.485	29	27 Andrew BUTTERS	1:11.211	28	8 Graham TOWLER
ROW 9			1:10.990	27	133 Peter WOOLFALL	1:08.984	25	18 Indy OFFER
ROW 8	24	88 David COURT	1:07.445	23	83 Amy LOOMES	1:06.461	22	17 Jordan HARRIS
ROW 7			1:06.138	21	6 Martin COOPER	1:04.906	19	33 Jarrod WRIGHT
ROW 6	18	45 Brandon SHERIFF	1:04.648	17	861 Owen JENNER	1:04.422	16	70 Sean HALL
ROW 5			1:04.361	15	44 Duane SUTCH	1:04.178	13	29 Charlie STONE
ROW 4	12	67 Tony MORRIS	1:04.094	11	62 Nick BETTRIDGE	1:03.998	10	66 Michael ALLEN
ROW 3			1:03.774	9	38 Bob COUCHMAN	1:03.640	7	56 Michael STONE
ROW 2	6	99 Damian ROWLEY	1:03.498	5	4 James DUTTON	1:02.779	4	888 Jeff MORRIS
ROW 1			1:02.715	3	28 Leon STEWART	1:01.150	1	86 Jamie KELMAN
				2	76 Elliot PINSON			Pole

Brands Hatch Indy
Circuit Length = 1.2079 miles

These results are provisional until the conclusion of any judicial and technical matters.

Clerk Of Course :	Timekeeper :
-------------------	--------------

Results can be found at www.tsl-timing.com

Printed - 11:11 Saturday, 10 March 2018



BMCRC - MRO Championships 2018 - Rnd 1 @ Brands Hatch Indy



Team Green Junior Cup & Senior 300

RACE 7 - CLASSIFICATION

POS	NO	CL	PIC NAME	ENTRY	LAPS	TIME	GAP	DIFF	MPH	BEST	ON
1	76	J	1 Elliot PINSON	Kawasaki - Mum, Dad, Gran & Grandad	10	9:48.663			73.87	57.419	5
2	86	S	1 Jamie KELMAN	Kawasaki - Fastlane motorcycles	10	9:49.576	0.913	0.913	73.75	57.820	5
3	56	S	2 Michael STONE	Kawasaki -	10	9:58.254	9.591	8.678	72.68	58.050	5
4	20	S	3 Kai DICKINSON	Kawasaki - 2M+2K+H=Racing	10	10:11.048	22.385	12.794	71.16	59.707	5
5	4	J	2 James DUTTON	Kawasaki -	10	10:11.663	23.000	0.615	71.09	1:00.025	3
6	62	S	4 Nick BETTRIDGE	Kawasaki - Weald Builders	10	10:11.771	23.108	0.108	71.08	59.698	8
7	888	S	5 Jeff MORRIS	Kawazaki -	10	10:12.553	23.890	0.782	70.99	59.562	8
8	67	S	6 Tony MORRIS	Kawasaki - Chippy racing team	10	10:12.678	24.015	0.125	70.97	59.813	7
9	29	S	7 Charlie STONE	Kawasaki -	10	10:13.705	25.042	1.027	70.85	59.965	3
10	99	S	8 Damian ROWLEY	Kawasaki -	10	10:13.870	25.207	0.165	70.83	1:00.235	4
11	28	S	9 Leon STEWART	Kawasaki -	10	10:15.154	26.491	1.284	70.69	59.818	6
12	25	S	10 Leon JONES	Kawasaki - LCR Motorcycles	10	10:17.048	28.385	1.894	70.47	1:00.313	3
13	861	J	3 Owen JENNER	Kawasaki -	10	10:17.229	28.566	0.181	70.45	1:00.005	10
14	66	S	11 Michael ALLEN	Kawasaki -	10	10:24.611	35.948	7.382	69.62	1:01.152	9
15	45	J	4 Brandon SHERIFF	Kawasaki -	10	10:27.158	38.495	2.547	69.33	1:00.080	10
16	70	S	12 Sean HALL	Kawasaki - S and y ceramics	10	10:31.108	42.445	3.950	68.90	1:01.853	4
17	6	S	13 Martin COOPER	Kawasaki -	10	10:34.800	46.137	3.692	68.50	1:01.771	9
18	88	S	14 David COURT	Kawasaki -	10	10:36.395	47.732	1.595	68.33	1:01.180	5
19	44	S	15 Duane SUTCH	Kawasaki - Shawell Tuning and Racing Serv	10	10:36.729	48.066	0.334	68.29	1:01.198	10
20	18	J	5 Indy OFFER	Kawasaki - Ace Osteopaths	10	10:42.148	53.485	5.419	67.71	1:01.553	10
21	33	J	6 Jarrod WRIGHT	Kawasaki - elp racing	9	9:50.709	1 Lap	1 Lap	66.25	1:03.471	9
22	8	S	16 Graham TOWLER	Kawasaki - DW Racing	9	9:52.590	1 Lap	1.881	66.04	1:03.179	9
23	17	J	7 Jordan HARRIS	Kawasaki -	9	9:55.916	1 Lap	3.326	65.67	1:03.575	6
24	122	S	17 Paul WILSON	Kawasaki -	9	9:56.001	1 Lap	0.085	65.66	1:03.537	7
25	83	J	8 Amy LOOMES	Kawasaki -	9	9:58.099	1 Lap	2.098	65.43	1:04.338	9
26	32	S	18 John MACKNESS	Kawasaki - ME	9	10:10.784	1 Lap	12.685	64.07	1:05.765	7
27	26*	S	19 Simon HART	Kawasaki -	9	10:13.963	1 Lap	3.179	63.74	1:05.997	7
28	133	S	20 Peter WOOLFALL	Kawasaki - Salisbury Cleaning Services	9	10:18.112	1 Lap	4.149	63.31	1:06.553	6
29	27	S	21 Andrew BUTTERS	Kawasaki -	9	10:23.290	1 Lap	5.178	62.79	1:06.118	7

NOT CLASSIFIED

DNF	11	S	Gary HARVEY	Kawasaki - NR Racing	8	9:46.591	2 Laps	1 Lap	59.30	1:11.084	3
DNF	48	S	Kevin SABBARTON	Kawasaki -	5	5:39.060	5 Laps	3 Laps	64.12	1:04.640	4
DNF	30	S	Malcolm HOWELL	Kawasaki -	2	2:16.884	8 Laps	3 Laps	63.53	1:04.515	2
DNF	23	J	Joe ELLIS	Kawasaki -	0						

FASTEST LAP

76	J	Elliot PINSON	Kawasaki - Mum, Dad, Gran & Grandad	5	57.419	75.73 mph	121.88 kph
86	S	Jamie KELMAN	Kawasaki - Fastlane motorcycles	5	57.820	75.20 mph	121.03 kph

* No. 26 - Please fit a working transponder
 Class J - 92.5% of Race Speed = 68.32 mph
 Class S - 92.5% of Race Speed = 68.21 mph

Brands Hatch Indy
 Circuit Length = 1.2079 miles
 Start: 14:43 Flag 14:53 End: 14:54

Weather / Track : Cloudy / Dry

These results are provisional until the conclusion of any judicial and technical matters.

Clerk Of Course :	Timekeeper :
-------------------	--------------

Results can be found at www.tsl-timing.com

Printed - 14:57 Saturday, 10 March 2018



BMCRC - MRO Championships 2018 - Rnd 1 @ Brands Hatch Indy

Team Green Junior Cup & Senior 300

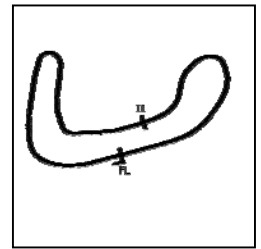
RACE 7 - LAP CHART

70	42.445	1:02.235
6	46.137	1:01.788
88	47.732	1:01.647
44	48.066	1:01.198
18	53.485	1:01.553

BMCRC - MRO Championships 2018 - Rnd 1 @ Brands Hatch Indy

Team Green Junior Cup & Senior 300

RACE 7 - SECTOR ANALYSIS



SECTOR 1 = FL to I1, SECTOR 2 = I1 to FL, DIFF = Difference To Personal Best Lap, P = Crossed Finish Line in Pit Lane, D = Time Disallowed

P1 76 J		Elliot PINSON		Kawasaki - Mum, Dad, Gran & Grandad		
IDEAL LAP TIME : 57.040		BEST LAP TIME : 57.419		DIFFERENCE : 0.379		
LAP	SECTOR 1	SECTOR 2	LAP TIME	MPH	DIFF	TIME OF DAY
1 -			1:05.857	66.03	8.438	14:44:37.446
2 -	35.851	23.511	59.362	73.25	1.943	14:45:36.808
3 -	35.063	23.115	58.178	74.74	0.759	14:46:34.986
4 -	34.513	23.112	57.625 (2)	75.46	0.206	14:47:32.611
5 -	34.541	22.878	57.419 (1)	75.73		14:48:30.030
6 -	34.920	22.732	57.652	75.42	0.233	14:49:27.682
7 -	34.330	23.623	57.953	75.03	0.534	14:50:25.635
8 -	34.609	23.037	57.646 (3)	75.43	0.227	14:51:23.281
9 -	34.308	24.304	58.612	74.19	1.193	14:52:21.893
10 -	35.150	23.209	58.359	74.51	0.940	14:53:20.252

P2 86 S		Jamie KELMAN		Kawasaki - Fastlane motorcycles		
IDEAL LAP TIME : 57.355		BEST LAP TIME : 57.820		DIFFERENCE : 0.465		
LAP	SECTOR 1	SECTOR 2	LAP TIME	MPH	DIFF	TIME OF DAY
1 -			1:04.864	67.04	7.044	14:44:36.453
2 -	35.430	23.572	59.002	73.70	1.182	14:45:35.455
3 -	35.270	23.400	58.670	74.11	0.850	14:46:34.125
4 -	34.896	23.509	58.405	74.45	0.585	14:47:32.530
5 -	34.865	22.955	57.820 (1)	75.20		14:48:30.350
6 -	35.376	22.870	58.246	74.65	0.426	14:49:28.596
7 -	34.485	23.462	57.947 (2)	75.04	0.127	14:50:26.543
8 -	34.864	23.212	58.076 (3)	74.87	0.256	14:51:24.619
9 -	34.601	23.622	58.223	74.68	0.403	14:52:22.842
10 -	34.969	23.354	58.323	74.56	0.503	14:53:21.165

P3 56 S		Michael STONE		Kawasaki -		
IDEAL LAP TIME : 58.050		BEST LAP TIME : 58.050		DIFFERENCE : 0.000		
LAP	SECTOR 1	SECTOR 2	LAP TIME	MPH	DIFF	TIME OF DAY
1 -			1:06.256	65.63	8.206	14:44:37.845
2 -	35.163	23.597	58.760	74.00	0.710	14:45:36.605
3 -	35.087	23.376	58.463 (3)	74.38	0.413	14:46:35.068
4 -	34.779	23.489	58.268 (2)	74.63	0.218	14:47:33.336
5 -	34.717	23.333	58.050 (1)	74.91		14:48:31.386
6 -	35.127	23.379	58.506	74.32	0.456	14:49:29.892
7 -	35.296	23.767	59.063	73.62	1.013	14:50:28.955
8 -	35.749	23.897	59.646	72.90	1.596	14:51:28.601
9 -	35.600	24.027	59.627	72.93	1.577	14:52:28.228
10 -	35.936	25.679	1:01.615	70.57	3.565	14:53:29.843

P4 20 S		Kai DICKINSON		Kawasaki - 2M+2K+H=Racing		
IDEAL LAP TIME : 59.705		BEST LAP TIME : 59.707		DIFFERENCE : 0.002		
LAP	SECTOR 1	SECTOR 2	LAP TIME	MPH	DIFF	TIME OF DAY
1 -			1:07.623	64.30	7.916	14:44:39.212
2 -	36.611	24.062	1:00.673	71.67	0.966	14:45:39.885
3 -	36.270	23.964	1:00.234 (3)	72.19	0.527	14:46:40.119
4 -	35.941	24.136	1:00.077 (2)	72.38	0.370	14:47:40.196
5 -	35.943	23.764	59.707 (1)	72.83		14:48:39.903
6 -	36.173	24.063	1:00.236	72.19	0.529	14:49:40.139
7 -	36.527	24.162	1:00.689	71.65	0.982	14:50:40.828
8 -	36.527	24.088	1:00.615	71.74	0.908	14:51:41.443
9 -	36.431	23.998	1:00.429	71.96	0.722	14:52:41.872
10 -	36.781	23.984	1:00.765	71.56	1.058	14:53:42.637

P5 4 J		James DUTTON		Kawasaki -		
IDEAL LAP TIME : 59.964		BEST LAP TIME : 1:00.025		DIFFERENCE : 0.061		
LAP	SECTOR 1	SECTOR 2	LAP TIME	MPH	DIFF	TIME OF DAY
1 -						
2 -						
3 -						
4 -						

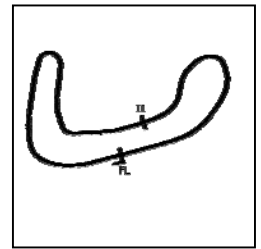
Weather / Track : Cloudy / Dry

Brands Hatch Indy
Circuit Length = 1.2079 miles
Start: 14:43 Flag 14:53 End: 14:54

BMCRC - MRO Championships 2018 - Rnd 1 @ Brands Hatch Indy

Team Green Junior Cup & Senior 300

RACE 7 - SECTOR ANALYSIS



SECTOR 1 = FL to I1, SECTOR 2 = I1 to FL, DIFF = Difference To Personal Best Lap, P = Crossed Finish Line in Pit Lane, D = Time Disallowed

1 -			1:06.338	65.55	6.313	14:44:37.927
2 -	36.417	23.923	1:00.340 (3)	72.06	0.315	14:45:38.267
3 -	36.087	23.938	1:00.025 (1)	72.44		14:46:38.292
4 -	36.319	24.461	1:00.780	71.54	0.755	14:47:39.072
5 -	36.376	24.278	1:00.654	71.69	0.629	14:48:39.726
6 -	36.590	24.064	1:00.654	71.69	0.629	14:49:40.380
7 -	36.512	24.159	1:00.671	71.67	0.646	14:50:41.051
8 -	36.714	24.013	1:00.727	71.60	0.702	14:51:41.778
9 -	36.384	23.877	1:00.261 (2)	72.16	0.236	14:52:42.039
10 -	36.951	24.262	1:01.213	71.04	1.188	14:53:43.252

P6 62 S Nick BETTRIDGE			Kawasaki - Weald Builders			
IDEAL LAP TIME : 59.596		BEST LAP TIME : 59.698	DIFFERENCE : 0.102			
LAP	SECTOR 1	SECTOR 2	LAP TIME	MPH	DIFF	TIME OF DAY
1 -			1:08.281	63.68	8.583	14:44:39.870
2 -	36.554	24.150	1:00.704	71.63	1.006	14:45:40.574
3 -	36.284	24.433	1:00.717	71.62	1.019	14:46:41.291
4 -	36.413	24.376	1:00.789	71.53	1.091	14:47:42.080
5 -	36.418	24.388	1:00.806	71.51	1.108	14:48:42.886
6 -	36.116	23.752	59.868 (2)	72.63	0.170	14:49:42.754
7 -	35.912	23.966	59.878 (3)	72.62	0.180	14:50:42.632
8 -	35.844	23.854	59.698 (1)	72.84		14:51:42.330
9 -	36.040	24.216	1:00.256	72.16	0.558	14:52:42.586
10 -	36.219	24.555	1:00.774	71.55	1.076	14:53:43.360

P7 888 S Jeff MORRIS			Kawasaki -			
IDEAL LAP TIME : 59.562		BEST LAP TIME : 59.562	DIFFERENCE : 0.000			
LAP	SECTOR 1	SECTOR 2	LAP TIME	MPH	DIFF	TIME OF DAY
1 -			1:07.290	64.62	7.728	14:44:38.879
2 -	36.615	24.564	1:01.179	71.08	1.617	14:45:40.058
3 -	36.481	24.457	1:00.938	71.36	1.376	14:46:40.996
4 -	36.599	24.252	1:00.851	71.46	1.289	14:47:41.847
5 -	36.501	24.450	1:00.951	71.34	1.389	14:48:42.798
6 -	36.589	23.994	1:00.583	71.77	1.021	14:49:43.381
7 -	36.183	23.827	1:00.010 (2)	72.46	0.448	14:50:43.391
8 -	35.867	23.695	59.562 (1)	73.00		14:51:42.953
9 -	36.225	23.789	1:00.014 (3)	72.45	0.452	14:52:42.967
10 -	36.795	24.380	1:01.175	71.08	1.613	14:53:44.142

P8 67 S Tony MORRIS			Kawasaki - Chippy racing team			
IDEAL LAP TIME : 59.678		BEST LAP TIME : 59.813	DIFFERENCE : 0.135			
LAP	SECTOR 1	SECTOR 2	LAP TIME	MPH	DIFF	TIME OF DAY
1 -		24.484	1:09.410	62.65	9.597	14:44:40.999
2 -	36.959	24.469	1:01.428	70.79	1.615	14:45:42.427
3 -	36.605	24.114	1:00.719	71.61	0.906	14:46:43.146
4 -	36.100	23.990	1:00.090 (3)	72.36	0.277	14:47:43.236
5 -	36.442	23.946	1:00.388	72.01	0.575	14:48:43.624
6 -	36.432	23.685	1:00.117	72.33	0.304	14:49:43.741
7 -	35.993	23.820	59.813 (1)	72.70		14:50:43.554
8 -	36.330	23.810	1:00.140	72.30	0.327	14:51:43.694
9 -	36.022	23.893	59.915 (2)	72.57	0.102	14:52:43.609
10 -	36.276	24.382	1:00.658	71.69	0.845	14:53:44.267

P9 29 S Charlie STONE			Kawasaki -			
IDEAL LAP TIME : 59.924		BEST LAP TIME : 59.965	DIFFERENCE : 0.041			
LAP	SECTOR 1	SECTOR 2	LAP TIME	MPH	DIFF	TIME OF DAY
1 -		24.280	1:08.617	63.37	8.652	14:44:40.206
2 -	37.086	24.130	1:01.216	71.03	1.251	14:45:41.422
3 -	36.131	23.834	59.965 (1)	72.51		14:46:41.387
4 -	36.917	23.941	1:00.858	71.45	0.893	14:47:42.245

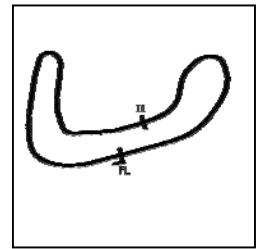
Weather / Track : Cloudy / Dry

Brands Hatch Indy
Circuit Length = 1.2079 miles
Start: 14:43 Flag 14:53 End: 14:54

BMCRC - MRO Championships 2018 - Rnd 1 @ Brands Hatch Indy

Team Green Junior Cup & Senior 300

RACE 7 - SECTOR ANALYSIS



SECTOR 1 = FL to I1, SECTOR 2 = I1 to FL, DIFF = Difference To Personal Best Lap, P = Crossed Finish Line in Pit Lane, D = Time Disallowed

5 -	36.575	24.139	1:00.714	71.62	0.749	14:48:42.959
6 -	36.839	23.854	1:00.693	71.64	0.728	14:49:43.652
7 -	36.528	23.824	1:00.352 (3)	72.05	0.387	14:50:44.004
8 -	36.441	23.890	1:00.331 (2)	72.07	0.366	14:51:44.335
9 -	36.603	23.793	1:00.396	72.00	0.431	14:52:44.731
10 -	36.455	24.108	1:00.563	71.80	0.598	14:53:45.294

P10	99 S	Damian ROWLEY	Kawasaki -
IDEAL LAP TIME : 59.651		BEST LAP TIME : 1:00.235	DIFFERENCE : 0.584

LAP	SECTOR 1	SECTOR 2	LAP TIME	MPH	DIFF	TIME OF DAY
1 -			1:08.070	63.88	7.835	14:44:39.659
2 -	36.652	24.027	1:00.679	71.66	0.444	14:45:40.338
3 -	36.365	24.378	1:00.743	71.59	0.508	14:46:41.081
4 -	35.952	24.283	1:00.235 (1)	72.19		14:47:41.316
5 -	36.421	24.102	1:00.523 (3)	71.85	0.288	14:48:41.839
6 -	36.406	23.964	1:00.370 (2)	72.03	0.135	14:49:42.209
7 -	36.577	24.253	1:00.830	71.48	0.595	14:50:43.039
8 -	36.664	23.905	1:00.569	71.79	0.334	14:51:43.608
9 -	37.023	23.699	1:00.722	71.61	0.487	14:52:44.330
10 -	37.141	23.988	1:01.129	71.13	0.894	14:53:45.459

P11	28 S	Leon STEWART	Kawasaki -
IDEAL LAP TIME : 59.691		BEST LAP TIME : 59.818	DIFFERENCE : 0.127

LAP	SECTOR 1	SECTOR 2	LAP TIME	MPH	DIFF	TIME OF DAY
1 -		24.604	1:10.071	62.05	10.253	14:44:41.660
2 -	36.967	24.113	1:01.080	71.19	1.262	14:45:42.740
3 -	36.497	24.680	1:01.177	71.08	1.359	14:46:43.917
4 -	36.365	24.512	1:00.877	71.43	1.059	14:47:44.794
5 -	36.389	23.987	1:00.376	72.02	0.558	14:48:45.170
6 -	36.141	23.677	59.818 (1)	72.69		14:49:44.988
7 -	37.184	23.876	1:01.060	71.21	1.242	14:50:46.048
8 -	36.014	23.806	59.820 (2)	72.69	0.002	14:51:45.868
9 -	36.429	24.447	1:00.876	71.43	1.058	14:52:46.744
10 -	36.114	23.885	59.999 (3)	72.47	0.181	14:53:46.743

P12	25 S	Leon JONES	Kawasaki - LCR Motorcycles
IDEAL LAP TIME : 1:00.270		BEST LAP TIME : 1:00.313	DIFFERENCE : 0.043

LAP	SECTOR 1	SECTOR 2	LAP TIME	MPH	DIFF	TIME OF DAY
1 -		24.517	1:09.133	62.90	8.820	14:44:40.722
2 -	36.761	24.297	1:01.058	71.22	0.745	14:45:41.780
3 -	36.253	24.060	1:00.313 (1)	72.10		14:46:42.093
4 -	36.359	24.312	1:00.671 (3)	71.67	0.358	14:47:42.764
5 -	36.351	24.312	1:00.663 (2)	71.68	0.350	14:48:43.427
6 -	37.225	24.017	1:01.242	71.00	0.929	14:49:44.669
7 -	36.568	24.306	1:00.874	71.43	0.561	14:50:45.543
8 -	36.668	24.117	1:00.785	71.54	0.472	14:51:46.328
9 -	36.614	24.260	1:00.874	71.43	0.561	14:52:47.202
10 -	36.458	24.977	1:01.435	70.78	1.122	14:53:48.637

P13	861 J	Owen JENNER	Kawasaki -
IDEAL LAP TIME : 59.812		BEST LAP TIME : 1:00.005	DIFFERENCE : 0.193

LAP	SECTOR 1	SECTOR 2	LAP TIME	MPH	DIFF	TIME OF DAY
1 -		24.527	1:10.518	61.66	10.513	14:44:42.107
2 -	37.203	24.134	1:01.337	70.89	1.332	14:45:43.444
3 -	37.183	24.130	1:01.313	70.92	1.308	14:46:44.757
4 -	36.457	24.143	1:00.600	71.75	0.595	14:47:45.357
5 -	36.864	23.994	1:00.858	71.45	0.853	14:48:46.215
6 -	36.595	23.755	1:00.350 (3)	72.05	0.345	14:49:46.565
7 -	37.411	24.169	1:01.580	70.61	1.575	14:50:48.145
8 -	36.433	24.149	1:00.582	71.78	0.577	14:51:48.727

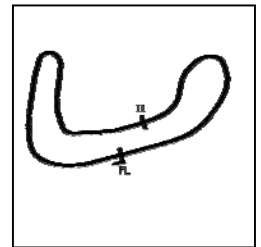
Weather / Track : Cloudy / Dry

Brands Hatch Indy
Circuit Length = 1.2079 miles
Start: 14:43 Flag 14:53 End: 14:54

BMCRC - MRO Championships 2018 - Rnd 1 @ Brands Hatch Indy

Team Green Junior Cup & Senior 300

RACE 7 - SECTOR ANALYSIS



SECTOR 1 = FL to I1, SECTOR 2 = I1 to FL, DIFF = Difference To Personal Best Lap, P = Crossed Finish Line in Pit Lane, D = Time Disallowed

9 -	36.249	23.837	1:00.086 (2)	72.37	0.081	14:52:48.813
10 -	36.057	23.948	1:00.005 (1)	72.47		14:53:48.818

P14 66 S		Michael ALLEN		Kawasaki -		
IDEAL LAP TIME : 1:01.056		BEST LAP TIME : 1:01.152		DIFFERENCE : 0.096		
LAP	SECTOR 1	SECTOR 2	LAP TIME	MPH	DIFF	TIME OF DAY
1 -		24.614	1:09.762	62.33	8.610	14:44:41.351
2 -	37.509	24.556	1:02.065	70.06	0.913	14:45:43.416
3 -	37.745	24.534	1:02.279	69.82	1.127	14:46:45.695
4 -	36.945	24.614	1:01.559	70.64	0.407	14:47:47.254
5 -	37.345	24.437	1:01.782	70.38	0.630	14:48:49.036
6 -	37.080	24.338	1:01.418 (3)	70.80	0.266	14:49:50.454
7 -	36.726	24.733	1:01.459	70.75	0.307	14:50:51.913
8 -	36.718	24.534	1:01.252 (2)	70.99	0.100	14:51:53.165
9 -	36.792	24.360	1:01.152 (1)	71.11		14:52:54.317
10 -	36.832	25.051	1:01.883	70.27	0.731	14:53:56.200

P15 45 J		Brandon SHERIFF		Kawasaki -		
IDEAL LAP TIME : 59.984		BEST LAP TIME : 1:00.080		DIFFERENCE : 0.096		
LAP	SECTOR 1	SECTOR 2	LAP TIME	MPH	DIFF	TIME OF DAY
1 -		25.999	1:13.951	58.80	13.871	14:44:45.540
2 -	38.475	25.145	1:03.620	68.35	3.540	14:45:49.160
3 -	38.132	24.820	1:02.952	69.07	2.872	14:46:52.112
4 -	37.054	24.559	1:01.613	70.57	1.533	14:47:53.725
5 -	37.141	24.404	1:01.545	70.65	1.465	14:48:55.270
6 -	36.583	24.280	1:00.863	71.44	0.783	14:49:56.133
7 -	36.619	24.129	1:00.748 (3)	71.58	0.668	14:50:56.881
8 -	37.239	24.310	1:01.549	70.65	1.469	14:51:58.430
9 -	36.189	24.048	1:00.237 (2)	72.19	0.157	14:52:58.667
10 -	35.936	24.144	1:00.080 (1)	72.38		14:53:58.747

P16 70 S		Sean HALL		Kawasaki - S and y ceramics		
IDEAL LAP TIME : 1:01.780		BEST LAP TIME : 1:01.853		DIFFERENCE : 0.073		
LAP	SECTOR 1	SECTOR 2	LAP TIME	MPH	DIFF	TIME OF DAY
1 -		24.879	1:11.349	60.94	9.496	14:44:42.938
2 -	37.366	24.754	1:02.120	70.00	0.267	14:45:45.058
3 -	37.222	25.009	1:02.231	69.87	0.378	14:46:47.289
4 -	37.258	24.595	1:01.853 (1)	70.30		14:47:49.142
5 -	37.370	24.630	1:02.000 (3)	70.13	0.147	14:48:51.142
6 -	37.185	24.783	1:01.968 (2)	70.17	0.115	14:49:53.110
7 -	37.593	24.622	1:02.215	69.89	0.362	14:50:55.325
8 -	37.718	24.977	1:02.695	69.36	0.842	14:51:58.020
9 -	37.503	24.939	1:02.442	69.64	0.589	14:53:00.462
10 -	37.516	24.719	1:02.235	69.87	0.382	14:54:02.697

P17 6 S		Martin COOPER		Kawasaki -		
IDEAL LAP TIME : 1:01.394		BEST LAP TIME : 1:01.771		DIFFERENCE : 0.377		
LAP	SECTOR 1	SECTOR 2	LAP TIME	MPH	DIFF	TIME OF DAY
1 -		26.055	1:15.173	57.84	13.402	14:44:46.762
2 -	37.805	25.344	1:03.149	68.86	1.378	14:45:49.911
3 -	37.813	24.813	1:02.626	69.43	0.855	14:46:52.537
4 -	37.294	24.751	1:02.045	70.08	0.274	14:47:54.582
5 -	37.135	24.643	1:01.778 (2)	70.39	0.007	14:48:56.360
6 -	37.272	24.856	1:02.128	69.99	0.357	14:49:58.488
7 -	37.243	24.888	1:02.131	69.99	0.360	14:51:00.619
8 -	36.804	25.407	1:02.211	69.90	0.440	14:52:02.830
9 -	37.181	24.590	1:01.771 (1)	70.39		14:53:04.601
10 -	36.904	24.884	1:01.788 (3)	70.37	0.017	14:54:06.389

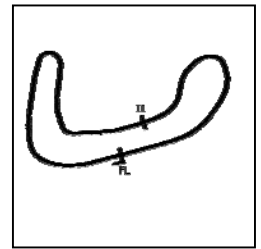
Weather / Track : Cloudy / Dry

Brands Hatch Indy
Circuit Length = 1.2079 miles
Start: 14:43 Flag 14:53 End: 14:54

BMCRC - MRO Championships 2018 - Rnd 1 @ Brands Hatch Indy

Team Green Junior Cup & Senior 300

RACE 7 - SECTOR ANALYSIS



SECTOR 1 = FL to I1, SECTOR 2 = I1 to FL, DIFF = Difference To Personal Best Lap, P = Crossed Finish Line in Pit Lane, D = Time Disallowed

P18 88 S		David COURT		Kawasaki -		
IDEAL LAP TIME : 1:01.174		BEST LAP TIME : 1:01.180		DIFFERENCE : 0.006		
LAP	SECTOR 1	SECTOR 2	LAP TIME	MPH	DIFF	TIME OF DAY
1 -		25.844	1:14.144	58.65	12.964	14:44:45.733
2 -	38.650	24.936	1:03.586	68.38	2.406	14:45:49.319
3 -	38.129	25.005	1:03.134	68.87	1.954	14:46:52.453
4 -	38.354	24.825	1:03.179	68.82	1.999	14:47:55.632
5 -	36.644	24.536	1:01.180 (1)	71.07		14:48:56.812
6 -	36.870	25.096	1:01.966 (3)	70.17	0.786	14:49:58.778
7 -	37.657	24.530	1:02.187	69.92	1.007	14:51:00.965
8 -	37.235	25.727	1:02.962	69.06	1.782	14:52:03.927
9 -	37.538	24.872	1:02.410	69.67	1.230	14:53:06.337
10 -	36.968	24.679	1:01.647 (2)	70.54	0.467	14:54:07.984

P19 44 S		Duane SUTCH		Kawasaki - Shawell Tuning and Racing Serv		
IDEAL LAP TIME : 1:01.198		BEST LAP TIME : 1:01.198		DIFFERENCE : 0.000		
LAP	SECTOR 1	SECTOR 2	LAP TIME	MPH	DIFF	TIME OF DAY
1 -		25.249	1:12.952	59.60	11.754	14:44:44.541
2 -	38.417	25.609	1:04.026	67.91	2.828	14:45:48.567
3 -	38.068	25.333	1:03.401	68.58	2.203	14:46:51.968
4 -	38.659	25.105	1:03.764	68.19	2.566	14:47:55.732
5 -	37.839	24.652	1:02.491	69.58	1.293	14:48:58.223
6 -	37.795	24.842	1:02.637	69.42	1.439	14:50:00.860
7 -	37.564	24.645	1:02.209	69.90	1.011	14:51:03.069
8 -	37.245	24.956	1:02.201 (3)	69.91	1.003	14:52:05.270
9 -	37.308	24.542	1:01.850 (2)	70.30	0.652	14:53:07.120
10 -	36.722	24.476	1:01.198 (1)	71.05		14:54:08.318

P20 18 J		Indy OFFER		Kawasaki - Ace Osteopaths		
IDEAL LAP TIME : 1:01.540		BEST LAP TIME : 1:01.553		DIFFERENCE : 0.013		
LAP	SECTOR 1	SECTOR 2	LAP TIME	MPH	DIFF	TIME OF DAY
1 -		25.953	1:15.350	57.71	13.797	14:44:46.939
2 -	38.416	25.721	1:04.137	67.80	2.584	14:45:51.076
3 -	38.223	25.637	1:03.860	68.09	2.307	14:46:54.936
4 -	37.996	25.348	1:03.344	68.65	1.791	14:47:58.280
5 -	37.834	25.391	1:03.225	68.77	1.672	14:49:01.505
6 -	37.893	25.286	1:03.179	68.82	1.626	14:50:04.684
7 -	37.496	24.858	1:02.354 (2)	69.74	0.801	14:51:07.038
8 -	37.363	25.248	1:02.611	69.45	1.058	14:52:09.649
9 -	37.773	24.762	1:02.535 (3)	69.53	0.982	14:53:12.184
10 -	36.778	24.775	1:01.553 (1)	70.64		14:54:13.737

P21 33 J		Jarrod WRIGHT		Kawasaki - elp racing		
IDEAL LAP TIME : 1:03.158		BEST LAP TIME : 1:03.471		DIFFERENCE : 0.313		
LAP	SECTOR 1	SECTOR 2	LAP TIME	MPH	DIFF	TIME OF DAY
1 -		26.507	1:15.365	57.70	11.894	14:44:46.954
2 -	39.121	26.236	1:05.357	66.53	1.886	14:45:52.311
3 -	38.641	26.207	1:04.848	67.05	1.377	14:46:57.159
4 -	38.587	26.162	1:04.749	67.16	1.278	14:48:01.908
5 -	38.362	25.971	1:04.333	67.59	0.862	14:49:06.241
6 -	38.246	25.927	1:04.173 (3)	67.76	0.702	14:50:10.414
7 -	37.999	25.790	1:03.789 (2)	68.17	0.318	14:51:14.203
8 -	38.548	26.076	1:04.624	67.29	1.153	14:52:18.827
9 -	38.312	25.159	1:03.471 (1)	68.51		14:53:22.298

P22 8 S		Graham TOWLER		Kawasaki - DW Racing		
IDEAL LAP TIME : 1:03.179		BEST LAP TIME : 1:03.179		DIFFERENCE : 0.000		
LAP	SECTOR 1	SECTOR 2	LAP TIME	MPH	DIFF	TIME OF DAY
1 -		26.805	1:16.581	56.78	13.402	14:44:48.170

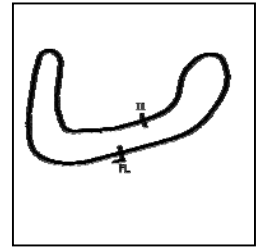
Weather / Track : Cloudy / Dry

Brands Hatch Indy
Circuit Length = 1.2079 miles
Start: 14:43 Flag 14:53 End: 14:54

BMCRC - MRO Championships 2018 - Rnd 1 @ Brands Hatch Indy

Team Green Junior Cup & Senior 300

RACE 7 - SECTOR ANALYSIS



SECTOR 1 = FL to I1, SECTOR 2 = I1 to FL, DIFF = Difference To Personal Best Lap, P = Crossed Finish Line in Pit Lane, D = Time Disallowed

2 -	39.635	26.289	1:05.924	65.96	2.745	14:45:54.094
3 -	40.015	26.276	1:06.291	65.59	3.112	14:47:00.385
4 -	39.184	25.708	1:04.892	67.01	1.713	14:48:05.277
5 -	38.385	25.363	1:03.748 (2)	68.21	0.569	14:49:09.025
6 -	38.435	25.369	1:03.804 (3)	68.15	0.625	14:50:12.829
7 -	38.418	25.442	1:03.860	68.09	0.681	14:51:16.689
8 -	38.694	25.617	1:04.311	67.61	1.132	14:52:21.000
9 -	38.063	25.116	1:03.179 (1)	68.82		14:53:24.179

P23 17 J		Jordan HARRIS		Kawasaki -		
IDEAL LAP TIME : 1:03.575		BEST LAP TIME : 1:03.575		DIFFERENCE : 0.000		
LAP	SECTOR 1	SECTOR 2	LAP TIME	MPH	DIFF	TIME OF DAY
1 -		26.589	1:16.259	57.02	12.684	14:44:47.848
2 -	39.825	26.136	1:05.961	65.92	2.386	14:45:53.809
3 -	40.097	26.186	1:06.283	65.60	2.708	14:47:00.092
4 -	39.437	25.930	1:05.367	66.52	1.792	14:48:05.459
5 -	39.316	25.676	1:04.992	66.90	1.417	14:49:10.451
6 -	38.219	25.356	1:03.575 (1)	68.40		14:50:14.026
7 -	38.408	25.719	1:04.127 (2)	67.81	0.552	14:51:18.153
8 -	39.005	25.561	1:04.566 (3)	67.35	0.991	14:52:22.719
9 -	38.956	25.830	1:04.786	67.12	1.211	14:53:27.505

P24 122 S		Paul WILSON		Kawasaki -		
IDEAL LAP TIME : 1:03.537		BEST LAP TIME : 1:03.537		DIFFERENCE : 0.000		
LAP	SECTOR 1	SECTOR 2	LAP TIME	MPH	DIFF	TIME OF DAY
1 -		27.129	1:17.570	56.06	14.033	14:44:49.159
2 -	39.595	26.178	1:05.773	66.11	2.236	14:45:54.932
3 -	39.481	26.629	1:06.110	65.77	2.573	14:47:01.042
4 -	39.295	25.700	1:04.995	66.90	1.458	14:48:06.037
5 -	39.164	25.852	1:05.016	66.88	1.479	14:49:11.053
6 -	38.561	25.797	1:04.358 (3)	67.56	0.821	14:50:15.411
7 -	38.199	25.338	1:03.537 (1)	68.44		14:51:18.948
8 -	38.409	25.692	1:04.101 (2)	67.83	0.564	14:52:23.049
9 -	38.763	25.778	1:04.541	67.37	1.004	14:53:27.590

P25 83 J		Amy LOOMES		Kawasaki -		
IDEAL LAP TIME : 1:03.871		BEST LAP TIME : 1:04.338		DIFFERENCE : 0.467		
LAP	SECTOR 1	SECTOR 2	LAP TIME	MPH	DIFF	TIME OF DAY
1 -		27.130	1:18.061	55.70	13.723	14:44:49.650
2 -	39.936	26.211	1:06.147	65.74	1.809	14:45:55.797
3 -	39.348	26.652	1:06.000	65.88	1.662	14:47:01.797
4 -	39.283	26.005	1:05.288	66.60	0.950	14:48:07.085
5 -	38.722	25.862	1:04.584 (3)	67.33	0.246	14:49:11.669
6 -	38.274	26.371	1:04.645	67.26	0.307	14:50:16.314
7 -	38.519	25.837	1:04.356 (2)	67.57	0.018	14:51:20.670
8 -	38.864	25.816	1:04.680	67.23	0.342	14:52:25.350
9 -	38.741	25.597	1:04.338 (1)	67.58		14:53:29.688

P26 32 S		John MACKNESS		Kawasaki - ME		
IDEAL LAP TIME : 1:05.607		BEST LAP TIME : 1:05.765		DIFFERENCE : 0.158		
LAP	SECTOR 1	SECTOR 2	LAP TIME	MPH	DIFF	TIME OF DAY
1 -		26.992	1:19.317	54.82	13.552	14:44:50.906
2 -	40.664	26.565	1:07.229	64.68	1.464	14:45:58.135
3 -	40.265	26.992	1:07.257	64.65	1.492	14:47:05.392
4 -	40.320	26.503	1:06.823	65.07	1.058	14:48:12.215
5 -	40.586	25.912	1:06.498	65.39	0.733	14:49:18.713
6 -	39.769	26.263	1:06.032	65.85	0.267	14:50:24.745
7 -	39.880	25.885	1:05.765 (1)	66.12		14:51:30.510
8 -	39.728	26.181	1:05.909 (2)	65.97	0.144	14:52:36.419
9 -	40.075	25.879	1:05.954 (3)	65.93	0.189	14:53:42.373

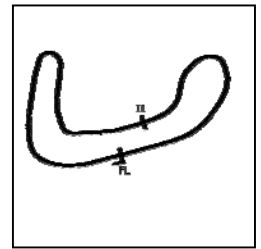
Weather / Track : Cloudy / Dry

Brands Hatch Indy
Circuit Length = 1.2079 miles
Start: 14:43 Flag 14:53 End: 14:54

BMCRC - MRO Championships 2018 - Rnd 1 @ Brands Hatch Indy

Team Green Junior Cup & Senior 300

RACE 7 - SECTOR ANALYSIS



SECTOR 1 = FL to I1, SECTOR 2 = I1 to FL, DIFF = Difference To Personal Best Lap, P = Crossed Finish Line in Pit Lane, D = Time Disallowed

P27 26 S		Simon HART		Kawasaki -		
IDEAL LAP TIME :		BEST LAP TIME : 1:05.997		DIFFERENCE :		
LAP	SECTOR 1	SECTOR 2	LAP TIME	MPH	DIFF	TIME OF DAY
1 -			1:19.499	54.70	13.502	14:44:51.088
2 -			1:07.759	64.17	1.762	14:45:58.847
3 -			1:07.072	64.83	1.075	14:47:05.919
4 -			1:06.715 (3)	65.18	0.718	14:48:12.634
5 -			1:06.895	65.00	0.898	14:49:19.529
6 -			1:06.722	65.17	0.725	14:50:26.251
7 -			1:05.997 (1)	65.89		14:51:32.248
8 -			1:06.191 (2)	65.69	0.194	14:52:38.439
9 -			1:07.113	64.79	1.116	14:53:45.552

P28 133 S		Peter WOOLFALL		Kawasaki - Salisbury Cleaning Services		
IDEAL LAP TIME : 1:06.429		BEST LAP TIME : 1:06.553		DIFFERENCE : 0.124		
LAP	SECTOR 1	SECTOR 2	LAP TIME	MPH	DIFF	TIME OF DAY
1 -		27.648	1:20.330	54.13	13.777	14:44:51.919
2 -	40.466	27.227	1:07.693	64.24	1.140	14:45:59.612
3 -	40.189	27.101	1:07.290	64.62	0.737	14:47:06.902
4 -	39.899	27.390	1:07.289	64.62	0.736	14:48:14.191
5 -	40.001	26.722	1:06.723 (2)	65.17	0.170	14:49:20.914
6 -	40.023	26.530	1:06.553 (1)	65.34		14:50:27.467
7 -	40.408	26.714	1:07.122 (3)	64.78	0.569	14:51:34.589
8 -	40.590	26.775	1:07.365	64.55	0.812	14:52:41.954
9 -	40.990	26.757	1:07.747	64.18	1.194	14:53:49.701

P29 27 S		Andrew BUTTERS		Kawasaki -		
IDEAL LAP TIME : 1:05.926		BEST LAP TIME : 1:06.118		DIFFERENCE : 0.192		
LAP	SECTOR 1	SECTOR 2	LAP TIME	MPH	DIFF	TIME OF DAY
1 -		28.606	1:21.942	53.06	15.824	14:44:53.531
2 -	41.483	27.887	1:09.370	62.68	3.252	14:46:02.901
3 -	41.728	27.409	1:09.137	62.89	3.019	14:47:12.038
4 -	41.198	26.935	1:08.133	63.82	2.015	14:48:20.171
5 -	40.889	26.683	1:07.572	64.35	1.454	14:49:27.743
6 -	40.452	26.946	1:07.398	64.52	1.280	14:50:35.141
7 -	39.478	26.640	1:06.118 (1)	65.77		14:51:41.259
8 -	39.954	26.448	1:06.402 (2)	65.48	0.284	14:52:47.661
9 -	40.389	26.829	1:07.218 (3)	64.69	1.100	14:53:54.879

P30 11 S		Gary HARVEY		Kawasaki - NR Racing		
IDEAL LAP TIME : 1:11.084		BEST LAP TIME : 1:11.084		DIFFERENCE : 0.000		
LAP	SECTOR 1	SECTOR 2	LAP TIME	MPH	DIFF	TIME OF DAY
1 -		28.145	1:22.989	52.39	11.905	14:44:54.578
2 -	43.290	28.189	1:11.479 (3)	60.83	0.395	14:46:06.057
3 -	43.026	28.058	1:11.084 (1)	61.17		14:47:17.141
4 -	43.120	28.190	1:11.310 (2)	60.98	0.226	14:48:28.451
5 -	43.441	28.066	1:11.507	60.81	0.423	14:49:39.958
6 -	44.318	28.686	1:13.004	59.56	1.920	14:50:52.962
7 -	43.803	28.747	1:12.550	59.93	1.466	14:52:05.512
8 -	44.359	28.309	1:12.668	59.84	1.584	14:53:18.180

P31 48 S		Kevin SABBARTON		Kawasaki -		
IDEAL LAP TIME : 1:04.360		BEST LAP TIME : 1:04.640		DIFFERENCE : 0.280		
LAP	SECTOR 1	SECTOR 2	LAP TIME	MPH	DIFF	TIME OF DAY
1 -		26.514	1:16.793	56.62	12.153	14:44:48.382
2 -	39.647	26.162	1:05.809 (3)	66.07	1.169	14:45:54.191
3 -	40.004	26.905	1:06.909	64.99	2.269	14:47:01.100
4 -	38.948	25.692	1:04.640 (1)	67.27		14:48:05.740
5 -	39.265	25.644	1:04.909 (2)	66.99	0.269	14:49:10.649

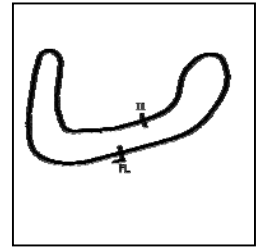
Weather / Track : Cloudy / Dry

Brands Hatch Indy
Circuit Length = 1.2079 miles
Start: 14:43 Flag 14:53 End: 14:54

BMCRC - MRO Championships 2018 - Rnd 1 @ Brands Hatch Indy

Team Green Junior Cup & Senior 300

RACE 7 - SECTOR ANALYSIS



SECTOR 1 = FL to I1, SECTOR 2 = I1 to FL, DIFF = Difference To Personal Best Lap, P = Crossed Finish Line in Pit Lane, D = Time Disallowed

P32 30 S		Malcolm HOWELL		Kawasaki -		
IDEAL LAP TIME : 1:03.808		BEST LAP TIME : 1:04.515		DIFFERENCE : 0.707		
LAP	SECTOR 1	SECTOR 2	LAP TIME	MPH	DIFF	TIME OF DAY
1 -		25.195	1:12.369	60.08	7.854	14:44:43.958
2 -	38.613	25.902	1:04.515 (1)	67.40		14:45:48.473

BMCRC - MRO Championships 2018 - Rnd 1 @ Brands Hatch Indy

Team Green Junior Cup & Senior 300

RACE 7 - BEST SECTORS

SECTOR 1			SECTOR 2			IDEAL / BEST COMPARISON						
POS	NO	NAME	TIME	NO	NAME	TIME	POS	NO	NAME	IDEAL	BEST	DIFF
									PERFECT LAP	57.040		
1	76	PINSON	34.308	76	PINSON	22.732	1	76	PINSON	57.040	57.419	0.379
2	86	KELMAN	34.485	86	KELMAN	22.870	2	86	KELMAN	57.355	57.820	0.465
3	56	STONE	34.717	56	STONE	23.333	3	56	STONE	58.050	58.050	0.000
4	62	BETTRIDGE	35.844	28	STEWART	23.677	4	888	MORRIS	59.562	59.562	0.000
5	888	MORRIS	35.867	67	MORRIS	23.685	5	62	BETTRIDGE	59.596	59.698	0.102
6	45	SHERIFF	35.936	888	MORRIS	23.695	6	99	ROWLEY	59.651	1:00.235	0.584
7	20	DICKINSON	35.941	99	ROWLEY	23.699	7	67	MORRIS	59.678	59.813	0.135
8	99	ROWLEY	35.952	62	BETTRIDGE	23.752	8	28	STEWART	59.691	59.818	0.127
9	67	MORRIS	35.993	861	JENNER	23.755	9	20	DICKINSON	59.705	59.707	0.002
10	28	STEWART	36.014	20	DICKINSON	23.764	10	861	JENNER	59.812	1:00.005	0.193
11	861	JENNER	36.057	29	STONE	23.793	11	29	STONE	59.924	59.965	0.041
12	4	DUTTON	36.087	4	DUTTON	23.877	12	4	DUTTON	59.964	1:00.025	0.061
13	29	STONE	36.131	25	JONES	24.017	13	45	SHERIFF	59.984	1:00.080	0.096
14	25	JONES	36.253	45	SHERIFF	24.048	14	25	JONES	1:00.270	1:00.313	0.043
15	88	COURT	36.644	66	ALLEN	24.338	15	66	ALLEN	1:01.056	1:01.152	0.096
16	66	ALLEN	36.718	44	SUTCH	24.476	16	88	COURT	1:01.174	1:01.180	0.006
17	44	SUTCH	36.722	88	COURT	24.530	17	44	SUTCH	1:01.198	1:01.198	0.000
18	18	OFFER	36.778	6	COOPER	24.590	18	6	COOPER	1:01.394	1:01.771	0.377
19	6	COOPER	36.804	70	HALL	24.595	19	18	OFFER	1:01.540	1:01.553	0.013
20	70	HALL	37.185	18	OFFER	24.762	20	70	HALL	1:01.780	1:01.853	0.073
21	33	WRIGHT	37.999	8	TOWLER	25.116	21	33	WRIGHT	1:03.158	1:03.471	0.313
22	8	TOWLER	38.063	33	WRIGHT	25.159	22	8	TOWLER	1:03.179	1:03.179	0.000
23	122	WILSON	38.199	30	HOWELL	25.195	23	122	WILSON	1:03.537	1:03.537	0.000
24	17	HARRIS	38.219	122	WILSON	25.338	24	17	HARRIS	1:03.575	1:03.575	0.000
25	83	LOOMES	38.274	17	HARRIS	25.356	25	30	HOWELL	1:03.808	1:04.515	0.707
26	30	HOWELL	38.613	83	LOOMES	25.597	26	83	LOOMES	1:03.871	1:04.338	0.467
27	48	SABBARTON	38.716	48	SABBARTON	25.644	27	48	SABBARTON	1:04.360	1:04.640	0.280
28	27	BUTTERS	39.478	32	MACKNESS	25.879	28	32	MACKNESS	1:05.607	1:05.765	0.158
29	32	MACKNESS	39.728	27	BUTTERS	26.448	29	27	BUTTERS	1:05.926	1:06.118	0.192
30	133	WOOLFALL	39.899	133	WOOLFALL	26.530	30	133	WOOLFALL	1:06.429	1:06.553	0.124
31	11	HARVEY	43.026	11	HARVEY	28.058	31	11	HARVEY	1:11.084	1:11.084	0.000
32							32	26	HART		1:05.997	
33												

Weather / Track : Cloudy / Dry

Results can be found at www.tsl-timing.com

Brands Hatch Indy
Circuit Length = 1.2079 miles
Start: 14:43 Flag 14:53 End: 14:54

Printed - 14:59 Saturday, 10 March 2018

BMCRC - MRO Championships 2018 - Rnd 1 @ Brands Hatch Indy



Team Green Junior Cup & Senior 300

RACE 16 - GRID (10 Laps)

ROW 12	36		35	41 Kyal TINKER	34	38 Bob COUCHMAN	
ROW 11		33	23 Joe ELLIS	32	11 Gary HARVEY 1:11.084	31	133 Peter WOOLFALL 1:06.553
ROW 10	30	27 Andrew BUTTERS 1:06.118	29	26 Simon HART 1:05.997	28	32 John MACKNESS 1:05.765	
ROW 9		27	48 Kevin SABBARTON 1:04.640	26	30 Malcolm HOWELL 1:04.515	25	83 Amy LOOMES 1:04.338
ROW 8	24	17 Jordan HARRIS 1:03.575	23	122 Paul WILSON 1:03.537	22	33 Jarrod WRIGHT 1:03.471	
ROW 7		21	8 Graham TOWLER 1:03.179	20	70 Sean HALL 1:01.853	19	6 Martin COOPER 1:01.771
ROW 6	18	18 Indy OFFER 1:01.553	17	44 Duane SUTCH 1:01.198	16	88 David COURT 1:01.180	
ROW 5		15	66 Michael ALLEN 1:01.152	14	25 Leon JONES 1:00.313	13	99 Damian ROWLEY 1:00.235
ROW 4	12	45 Brandon SHERIFF 1:00.080	11	4 James DUTTON 1:00.025	10	861 Owen JENNER 1:00.005	
ROW 3		9	29 Charlie STONE 59.965	8	28 Leon STEWART 59.818	7	67 Tony MORRIS 59.813
ROW 2	6	20 Kai DICKINSON 59.707	5	62 Nick BETTRIDGE 59.698	4	888 Jeff MORRIS 59.562	
ROW 1		3	56 Michael STONE 58.050	2	86 Jamie KELMAN 57.820	1	76 Elliot PINSON 57.419
						Pole	

Brands Hatch Indy
Circuit Length = 1.2079 miles

These results are provisional until the conclusion of any judicial and technical matters.

Clerk Of Course :	Timekeeper :
-------------------	--------------

Results can be found at www.tsl-timing.com

Printed - 15:02 Saturday, 10 March 2018



BMCRC - MRO Championships 2018 - Rnd 1 @ Brands Hatch Indy



Team Green Junior Cup & Senior 300

RACE 16 - CLASSIFICATION

POS	NO	CL	PIC NAME	ENTRY	LAPS	TIME	GAP	DIFF	MPH	BEST	ON
1	76	J	1 Elliot PINSON	Kawasaki - Mum, Dad, Gran & Grandad	10	9:39.520			75.03	56.568	7
2	86	S	1 Jamie KELMAN	Kawasaki - Fastlane motorcycles	10	9:41.547	2.027	2.027	74.77	56.849	4
3	56	S	2 Michael STONE	Kawasaki -	10	9:55.628	16.108	14.081	73.00	58.325	4
4	888	S	3 Jeff MORRIS	Kawazaki -	10	10:00.575	21.055	4.947	72.40	58.825	8
5	62	S	4 Nick BETTRIDGE	Kawasaki - Weald Builders	10	10:01.028	21.508	0.453	72.35	58.556	10
6	20	S	5 Kai DICKINSON	Kawasaki - 2M+2K+H=Racing	10	10:07.107	27.587	6.079	71.62	59.412	5
7	45	J	2 Brandon SHERIFF	Kawasaki -	10	10:07.499	27.979	0.392	71.58	58.752	9
8	28	S	6 Leon STEWART	Kawasaki -	10	10:08.217	28.697	0.718	71.49	58.918	9
9	67	S	7 Tony MORRIS	Kawasaki - Chippy racing team	10	10:08.232	28.712	0.015	71.49	59.163	9
10	4	J	3 James DUTTON	Kawasaki -	10	10:08.925	29.405	0.693	71.41	59.600	9
11	99	S	8 Damian ROWLEY	Kawasaki -	10	10:10.853	31.333	1.928	71.18	59.718	7
12	29	S	9 Charlie STONE	Kawasaki -	10	10:10.938	31.418	0.085	71.17	59.779	5
13	25	S	10 Leon JONES	Kawasaki - LCR Motorcycles	10	10:14.241	34.721	3.303	70.79	1:00.118	7
14	23	J	4 Joe ELLIS	Kawasaki -	10	10:19.996	40.476	5.755	70.13	59.827	9
15	66	S	11 Michael ALLEN	Kawasaki -	10	10:21.359	41.839	1.363	69.98	1:00.516	10
16	88	S	12 David COURT	Kawasaki -	10	10:21.925	42.405	0.566	69.92	1:00.676	3
17	6	S	13 Martin COOPER	Kawasaki -	10	10:23.989	44.469	2.064	69.69	1:01.053	6
18	38	S	14 Bob COUCHMAN	Kawasaki - Pinky Janey	10	10:33.444	53.924	9.455	68.65	1:01.226	10
19	122	S	15 Paul WILSON	Kawasaki -	10	10:39.373	59.853	5.929	68.01	1:02.177	10
20	44	S	16 Duane SUTCH	Kawasaki - Shawell Tuning and Racing Serv	10	10:39.487	59.967	0.114	68.00	1:01.404	8
21	70	S	17 Sean HALL	Kawasaki - S and y ceramics	10	10:39.845	1:00.325	0.358	67.96	1:01.619	8
22	33	J	5 Jarrod WRIGHT	Kawasaki - elp racing	10	10:39.893	1:00.373	0.048	67.95	1:00.806	10
23	8	S	18 Graham TOWLER	Kawasaki - DW Racing	9	9:44.595	1 Lap	1 Lap	66.94	1:02.763	5
24	17	J	6 Jordan HARRIS	Kawasaki -	9	9:45.776	1 Lap	1.181	66.81	1:02.220	9
25	30	S	19 Malcolm HOWELL	Kawasaki -	9	9:48.375	1 Lap	2.599	66.51	1:03.596	9
26	48	S	20 Kevin SABBARTON	Kawasaki -	9	9:53.529	1 Lap	5.154	65.94	1:03.859	5
27	83	J	7 Amy LOOMES	Kawasaki -	9	9:58.245	1 Lap	4.716	65.42	1:04.138	9
28	32	S	21 John MACKNESS	Kawasaki - ME	9	10:10.515	1 Lap	12.270	64.10	1:06.102	8
29	133	S	22 Peter WOOLFALL	Kawasaki - Salisbury Cleaning Services	9	10:11.805	1 Lap	1.290	63.97	1:06.333	6
30	27	S	23 Andrew BUTTERS	Kawasaki -	9	10:25.591	1 Lap	13.786	62.56	1:07.705	2
31	11	S	24 Gary HARVEY	Kawasaki - NR Racing	8	9:47.524	2 Laps	1 Lap	59.21	1:11.247	7

NOT CLASSIFIED

DNF	861	J	Owen JENNER	Kawasaki -	7	7:08.547	3 Laps	1 Lap	71.03	59.427	7
DNF	18	J	Indy OFFER	Kawasaki - Ace Osteopaths	7	7:33.514	3 Laps	24.967	67.12	1:02.641	3

FASTEST LAP

	76	J	Elliot PINSON	Kawasaki - Mum, Dad, Gran & Grandad	7	56.568		76.87 mph		123.71 kph	
	86	S	Jamie KELMAN	Kawasaki - Fastlane motorcycles	4	56.849		76.49 mph		123.10 kph	

Class J - 92.5% of Race Speed = 69.40 mph

Class S - 92.5% of Race Speed = 69.16 mph

Brands Hatch Indy

Circuit Length = 1.2079 miles

Start: 17:01 Flag 17:11 End: 17:12

Weather / Track : Cloudy / Dry

These results are provisional until the conclusion of any judicial and technical matters.

Clerk Of Course :	Timekeeper :
-------------------	--------------

Results can be found at www.tsl-timing.com

Printed - 17:13 Saturday, 10 March 2018



BMCRC - MRO Championships 2018 - Rnd 1 @ Brands Hatch Indy

Team Green Junior Cup & Senior 300

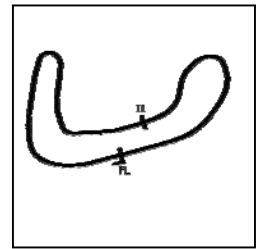
RACE 16 - LAP CHART

83	1 Lap	1:04.138
888	21.055	58.997
62	21.508	58.556
20	27.587	1:00.317
45	27.979	1:00.296
28	28.697	59.999
67	28.712	1:00.110
4	29.405	59.639
32	1 Lap	1:06.334
99	31.333	1:00.109
29	31.418	1:01.100
133	1 Lap	1:06.942
25	34.721	1:00.648
23	40.476	1:00.226
66	41.839	1:00.516
88	42.405	1:00.969
6	44.469	1:01.871
27	1 Lap	1:08.053
38	53.924	1:01.226
122	59.853	1:02.177
44	59.967	1:02.179
70	1:00.325	1:02.100
33	1:00.373	1:00.806

BMCRC - MRO Championships 2018 - Rnd 1 @ Brands Hatch Indy

Team Green Junior Cup & Senior 300

RACE 16 - SECTOR ANALYSIS



SECTOR 1 = FL to I1, SECTOR 2 = I1 to FL, DIFF = Difference To Personal Best Lap, P = Crossed Finish Line in Pit Lane, D = Time Disallowed

P1 76 J		Elliot PINSON		Kawasaki - Mum, Dad, Gran & Grandad		
IDEAL LAP TIME : 56.448		BEST LAP TIME : 56.568		DIFFERENCE : 0.120		
LAP	SECTOR 1	SECTOR 2	LAP TIME	MPH	DIFF	TIME OF DAY
1 -		22.936	1:03.259	68.74	6.691	17:02:38.205
2 -	34.715	22.936	57.651	75.42	1.083	17:03:35.856
3 -	34.042	22.762	56.804 (2)	76.55	0.236	17:04:32.660
4 -	34.063	22.851	56.914	76.40	0.346	17:05:29.574
5 -	34.307	23.055	57.362	75.80	0.794	17:06:26.936
6 -	33.873	22.993	56.866 (3)	76.47	0.298	17:07:23.802
7 -	33.993	22.575	56.568 (1)	76.87		17:08:20.370
8 -	33.995	23.073	57.068	76.20	0.500	17:09:17.438
9 -	35.839	23.266	59.105	73.57	2.537	17:10:16.543
10 -	35.076	22.847	57.923	75.07	1.355	17:11:14.466

P2 86 S		Jamie KELMAN		Kawasaki - Fastlane motorcycles		
IDEAL LAP TIME : 56.557		BEST LAP TIME : 56.849		DIFFERENCE : 0.292		
LAP	SECTOR 1	SECTOR 2	LAP TIME	MPH	DIFF	TIME OF DAY
1 -		23.166	1:03.048	68.97	6.199	17:02:37.994
2 -	34.558	23.183	57.741	75.31	0.892	17:03:35.735
3 -	34.557	22.559	57.116 (3)	76.13	0.267	17:04:32.851
4 -	33.998	22.851	56.849 (1)	76.49		17:05:29.700
5 -	34.146	22.957	57.103 (2)	76.15	0.254	17:06:26.803
6 -	34.472	23.084	57.556	75.55	0.707	17:07:24.359
7 -	34.610	22.681	57.291	75.90	0.442	17:08:21.650
8 -	34.723	22.842	57.565	75.54	0.716	17:09:19.215
9 -	34.748	23.870	58.618	74.18	1.769	17:10:17.833
10 -	35.283	23.377	58.660	74.13	1.811	17:11:16.493

P3 56 S		Michael STONE		Kawasaki -		
IDEAL LAP TIME : 58.109		BEST LAP TIME : 58.325		DIFFERENCE : 0.216		
LAP	SECTOR 1	SECTOR 2	LAP TIME	MPH	DIFF	TIME OF DAY
1 -		23.663	1:07.096	64.81	8.771	17:02:42.042
2 -	35.301	23.358	58.659	74.13	0.334	17:03:40.701
3 -	34.751	23.589	58.340 (3)	74.53	0.015	17:04:39.041
4 -	34.853	23.472	58.325 (1)	74.55		17:05:37.366
5 -	35.115	23.616	58.731	74.04	0.406	17:06:36.097
6 -	35.518	23.780	59.298	73.33	0.973	17:07:35.395
7 -	35.475	23.565	59.040	73.65	0.715	17:08:34.435
8 -	34.944	23.516	58.460	74.38	0.135	17:09:32.895
9 -	34.823	23.511	58.334 (2)	74.54	0.009	17:10:31.229
10 -	35.262	24.083	59.345	73.27	1.020	17:11:30.574

P4 888 S		Jeff MORRIS		Kawazaki -		
IDEAL LAP TIME : 58.684		BEST LAP TIME : 58.825		DIFFERENCE : 0.141		
LAP	SECTOR 1	SECTOR 2	LAP TIME	MPH	DIFF	TIME OF DAY
1 -		23.783	1:07.008	64.89	8.183	17:02:41.954
2 -	36.183	23.620	59.803	72.71	0.978	17:03:41.757
3 -	35.934	23.607	59.541	73.03	0.716	17:04:41.298
4 -	35.865	23.686	59.551	73.02	0.726	17:05:40.849
5 -	35.460	23.806	59.266	73.37	0.441	17:06:40.115
6 -	35.712	23.631	59.343	73.27	0.518	17:07:39.458
7 -	35.370	23.531	58.901 (2)	73.82	0.076	17:08:38.359
8 -	35.319	23.506	58.825 (1)	73.92		17:09:37.184
9 -	35.552	23.788	59.340	73.28	0.515	17:10:36.524
10 -	35.178	23.819	58.997 (3)	73.70	0.172	17:11:35.521

P5 62 S		Nick BETTRIDGE		Kawasaki - Weald Builders		
IDEAL LAP TIME : 58.554		BEST LAP TIME : 58.556		DIFFERENCE : 0.002		
LAP	SECTOR 1	SECTOR 2	LAP TIME	MPH	DIFF	TIME OF DAY

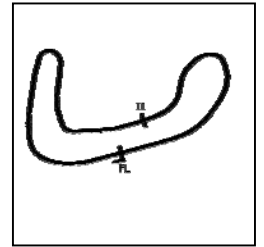
Weather / Track : Cloudy / Dry

Brands Hatch Indy
Circuit Length = 1.2079 miles
Start: 17:01 Flag 17:11 End: 17:12

BMCRC - MRO Championships 2018 - Rnd 1 @ Brands Hatch Indy

Team Green Junior Cup & Senior 300

RACE 16 - SECTOR ANALYSIS



SECTOR 1 = FL to I1, SECTOR 2 = I1 to FL, DIFF = Difference To Personal Best Lap, P = Crossed Finish Line in Pit Lane, D = Time Disallowed

1 -		24.077	1:06.100	65.78	7.544	17:02:41.046
2 -	36.777	23.764	1:00.541	71.82	1.985	17:03:41.587
3 -	35.701	23.768	59.469	73.12	0.913	17:04:41.056
4 -	36.230	23.914	1:00.144	72.30	1.588	17:05:41.200
5 -	35.855	23.894	59.749	72.78	1.193	17:06:40.949
6 -	35.582	23.750	59.332	73.29	0.776	17:07:40.281
7 -	35.412	23.516	59.928 (2)	73.79	0.372	17:08:39.209
8 -	35.487	23.563	59.050 (3)	73.64	0.494	17:09:38.259
9 -	35.226	23.933	59.159	73.50	0.603	17:10:37.418
10 -	35.038	23.518	58.556 (1)	74.26		17:11:35.974

P6		20 S		Kai DICKINSON		Kawasaki - 2M+2K+H=Racing	
IDEAL LAP TIME : 59.412		BEST LAP TIME : 59.412		DIFFERENCE : 0.000			
LAP	SECTOR 1	SECTOR 2	LAP TIME	MPH	DIFF	TIME OF DAY	
1 -		24.440	1:08.052	63.90	8.640	17:02:42.998	
2 -	36.203	24.024	1:00.227	72.20	0.815	17:03:43.225	
3 -	35.911	23.858	59.769 (3)	72.75	0.357	17:04:42.994	
4 -	35.916	23.917	59.833	72.67	0.421	17:05:42.827	
5 -	35.658	23.754	59.412 (1)	73.19		17:06:42.239	
6 -	35.714	24.286	1:00.000	72.47	0.588	17:07:42.239	
7 -	35.734	23.852	59.586 (2)	72.98	0.174	17:08:41.825	
8 -	35.808	24.331	1:00.139	72.30	0.727	17:09:41.964	
9 -	35.814	23.958	59.772	72.75	0.360	17:10:41.736	
10 -	36.176	24.141	1:00.317	72.09	0.905	17:11:42.053	

P7		45 J		Brandon SHERIFF		Kawasaki -	
IDEAL LAP TIME : 58.752		BEST LAP TIME : 58.752		DIFFERENCE : 0.000			
LAP	SECTOR 1	SECTOR 2	LAP TIME	MPH	DIFF	TIME OF DAY	
1 -		25.069	1:09.427	62.63	10.675	17:02:44.373	
2 -	36.604	24.161	1:00.765	71.56	2.013	17:03:45.138	
3 -	36.201	23.840	1:00.041	72.42	1.289	17:04:45.179	
4 -	35.808	23.804	59.612 (3)	72.94	0.860	17:05:44.791	
5 -	36.061	23.709	59.770	72.75	1.018	17:06:44.561	
6 -	35.790	23.872	59.662	72.88	0.910	17:07:44.223	
7 -	35.904	23.878	59.782	72.74	1.030	17:08:44.005	
8 -	35.681	23.711	59.392 (2)	73.21	0.640	17:09:43.397	
9 -	35.382	23.370	58.752 (1)	74.01		17:10:42.149	
10 -	36.737	23.559	1:00.296	72.12	1.544	17:11:42.445	

P8		28 S		Leon STEWART		Kawasaki -	
IDEAL LAP TIME : 58.918		BEST LAP TIME : 58.918		DIFFERENCE : 0.000			
LAP	SECTOR 1	SECTOR 2	LAP TIME	MPH	DIFF	TIME OF DAY	
1 -		25.053	1:09.004	63.01	10.086	17:02:43.950	
2 -	36.324	24.147	1:00.471	71.91	1.553	17:03:44.421	
3 -	36.200	24.188	1:00.388	72.01	1.470	17:04:44.809	
4 -	36.680	23.977	1:00.657	71.69	1.739	17:05:45.466	
5 -	35.917	23.985	59.902	72.59	0.984	17:06:45.368	
6 -	35.536	24.166	59.702	72.83	0.784	17:07:45.070	
7 -	35.716	23.855	59.571 (2)	72.99	0.653	17:08:44.641	
8 -	35.775	23.830	59.605 (3)	72.95	0.687	17:09:44.246	
9 -	35.519	23.399	58.918 (1)	73.80		17:10:43.164	
10 -	36.000	23.999	59.999	72.47	1.081	17:11:43.163	

P9		67 S		Tony MORRIS		Kawasaki - Chippy racing team	
IDEAL LAP TIME : 59.163		BEST LAP TIME : 59.163		DIFFERENCE : 0.000			
LAP	SECTOR 1	SECTOR 2	LAP TIME	MPH	DIFF	TIME OF DAY	
1 -		24.281	1:07.775	64.16	8.612	17:02:42.721	
2 -	36.877	24.282	1:01.159	71.10	1.996	17:03:43.880	
3 -	35.991	24.043	1:00.034	72.43	0.871	17:04:43.914	
4 -	36.065	24.053	1:00.118	72.33	0.955	17:05:44.032	

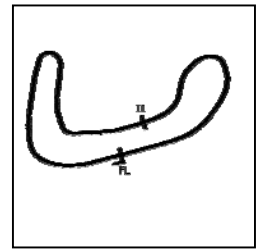
Weather / Track : Cloudy / Dry

Brands Hatch Indy
Circuit Length = 1.2079 miles
Start: 17:01 Flag 17:11 End: 17:12

BMCRC - MRO Championships 2018 - Rnd 1 @ Brands Hatch Indy

Team Green Junior Cup & Senior 300

RACE 16 - SECTOR ANALYSIS



SECTOR 1 = FL to I1, SECTOR 2 = I1 to FL, DIFF = Difference To Personal Best Lap, P = Crossed Finish Line in Pit Lane, D = Time Disallowed

5 -	35.960	23.767	59.727 (3)	72.80	0.564	17:06:43.759
6 -	35.735	24.471	1:00.206	72.22	1.043	17:07:43.965
7 -	35.626	23.888	59.514 (2)	73.06	0.351	17:08:43.479
8 -	36.515	23.911	1:00.426	71.96	1.263	17:09:43.905
9 -	35.448	23.715	59.163 (1)	73.50		17:10:43.068
10 -	36.246	23.864	1:00.110	72.34	0.947	17:11:43.178

P10 4 J James DUTTON			Kawasaki -			
IDEAL LAP TIME : 59.368		BEST LAP TIME : 59.600		DIFFERENCE : 0.232		
LAP	SECTOR 1	SECTOR 2	LAP TIME	MPH	DIFF	TIME OF DAY
1 -		24.784	1:09.520	62.55	9.920	17:02:44.466
2 -	36.718	24.255	1:00.973	71.32	1.373	17:03:45.439
3 -	36.064	23.889	59.953	72.53	0.353	17:04:45.392
4 -	36.110	23.911	1:00.021	72.45	0.421	17:05:45.413
5 -	35.970	23.881	59.851	72.65	0.251	17:06:45.264
6 -	35.734	24.014	59.748	72.78	0.148	17:07:45.012
7 -	35.862	23.789	59.651 (3)	72.90	0.051	17:08:44.663
8 -	36.188	23.781	59.969	72.51	0.369	17:09:44.632
9 -	35.917	23.683	59.600 (1)	72.96		17:10:44.232
10 -	35.685	23.954	59.639 (2)	72.91	0.039	17:11:43.871

P11 99 S Damian ROWLEY			Kawasaki -			
IDEAL LAP TIME : 59.475		BEST LAP TIME : 59.718		DIFFERENCE : 0.243		
LAP	SECTOR 1	SECTOR 2	LAP TIME	MPH	DIFF	TIME OF DAY
1 -		25.192	1:10.184	61.95	10.466	17:02:45.130
2 -	36.893	23.828	1:00.721	71.61	1.003	17:03:45.851
3 -	36.142	24.178	1:00.320	72.09	0.602	17:04:46.171
4 -	36.009	23.968	59.977	72.50	0.259	17:05:46.148
5 -	36.046	23.941	59.987	72.49	0.269	17:06:46.135
6 -	36.132	23.776	59.908 (2)	72.58	0.190	17:07:46.043
7 -	35.985	23.733	59.718 (1)	72.81		17:08:45.761
8 -	36.136	23.868	1:00.004	72.47	0.286	17:09:45.765
9 -	36.244	23.681	59.925 (3)	72.56	0.207	17:10:45.690
10 -	35.794	24.315	1:00.109	72.34	0.391	17:11:45.799

P12 29 S Charlie STONE			Kawasaki -			
IDEAL LAP TIME : 59.588		BEST LAP TIME : 59.779		DIFFERENCE : 0.191		
LAP	SECTOR 1	SECTOR 2	LAP TIME	MPH	DIFF	TIME OF DAY
1 -		24.848	1:08.700	63.29	8.921	17:02:43.646
2 -	36.381	24.103	1:00.484	71.89	0.705	17:03:44.130
3 -	36.121	23.791	59.912 (2)	72.58	0.133	17:04:44.042
4 -	36.342	23.743	1:00.085	72.37	0.306	17:05:44.127
5 -	36.195	23.584	59.779 (1)	72.74		17:06:43.906
6 -	36.004	24.180	1:00.184	72.25	0.405	17:07:44.090
7 -	36.520	23.945	1:00.465	71.91	0.686	17:08:44.555
8 -	36.142	23.830	59.972 (3)	72.51	0.193	17:09:44.527
9 -	36.223	24.034	1:00.257	72.16	0.478	17:10:44.784
10 -	36.430	24.670	1:01.100	71.17	1.321	17:11:45.884

P13 25 S Leon JONES			Kawasaki - LCR Motorcycles			
IDEAL LAP TIME : 59.960		BEST LAP TIME : 1:00.118		DIFFERENCE : 0.158		
LAP	SECTOR 1	SECTOR 2	LAP TIME	MPH	DIFF	TIME OF DAY
1 -		25.118	1:10.554	61.63	10.436	17:02:45.500
2 -	36.734	23.982	1:00.716	71.62	0.598	17:03:46.216
3 -	36.455	24.052	1:00.507	71.86	0.389	17:04:46.723
4 -	36.395	24.159	1:00.554	71.81	0.436	17:05:47.277
5 -	36.386	24.123	1:00.509	71.86	0.391	17:06:47.786
6 -	36.242	23.975	1:00.217 (3)	72.21	0.099	17:07:48.003
7 -	36.136	23.982	1:00.118 (1)	72.33		17:08:48.121
8 -	36.133	24.098	1:00.231	72.19	0.113	17:09:48.352

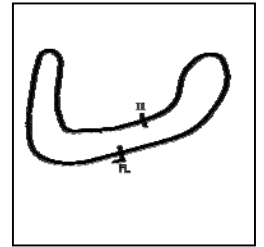
Weather / Track : Cloudy / Dry

Brands Hatch Indy
Circuit Length = 1.2079 miles
Start: 17:01 Flag 17:11 End: 17:12

BMCRC - MRO Championships 2018 - Rnd 1 @ Brands Hatch Indy

Team Green Junior Cup & Senior 300

RACE 16 - SECTOR ANALYSIS



SECTOR 1 = FL to I1, SECTOR 2 = I1 to FL, DIFF = Difference To Personal Best Lap, P = Crossed Finish Line in Pit Lane, D = Time Disallowed

9 -	36.360	23.827	1:00.187 (2)	72.25	0.069	17:10:48.539
10 -	36.375	24.273	1:00.648	71.70	0.530	17:11:49.187

P14 23 J		Joe ELLIS		Kawasaki -			
IDEAL LAP TIME : 59.827		BEST LAP TIME : 59.827		DIFFERENCE : 0.000			
LAP	SECTOR 1	SECTOR 2	LAP TIME	MPH	DIFF	TIME OF DAY	
1 -		25.792	1:13.668	59.02	13.841	17:02:48.614	
2 -	37.116	24.691	1:01.807	70.35	1.980	17:03:50.421	
3 -	36.508	24.618	1:01.126	71.14	1.299	17:04:51.547	
4 -	37.037	24.461	1:01.498	70.71	1.671	17:05:53.045	
5 -	36.419	23.905	1:00.324	72.08	0.497	17:06:53.369	
6 -	36.386	23.880	1:00.266 (3)	72.15	0.439	17:07:53.635	
7 -	36.114	24.589	1:00.703	71.63	0.876	17:08:54.338	
8 -	36.304	24.247	1:00.551	71.81	0.724	17:09:54.889	
9 -	35.961	23.866	59.827 (1)	72.68		17:10:54.716	
10 -	36.073	24.153	1:00.226 (2)	72.20	0.399	17:11:54.942	

P15 66 S		Michael ALLEN		Kawasaki -			
IDEAL LAP TIME : 1:00.424		BEST LAP TIME : 1:00.516		DIFFERENCE : 0.092			
LAP	SECTOR 1	SECTOR 2	LAP TIME	MPH	DIFF	TIME OF DAY	
1 -		25.039	1:10.327	61.83	9.811	17:02:45.273	
2 -	37.505	24.144	1:01.649	70.53	1.133	17:03:46.922	
3 -	36.621	24.101	1:00.722 (2)	71.61	0.206	17:04:47.644	
4 -	36.564	24.545	1:01.109	71.16	0.593	17:05:48.753	
5 -	36.834	24.216	1:01.050 (3)	71.23	0.534	17:06:49.803	
6 -	36.770	24.363	1:01.133	71.13	0.617	17:07:50.936	
7 -	37.681	24.433	1:02.114	70.01	1.598	17:08:53.050	
8 -	36.958	24.453	1:01.411	70.81	0.895	17:09:54.461	
9 -	37.121	24.207	1:01.328	70.90	0.812	17:10:55.789	
10 -	36.323	24.193	1:00.516 (1)	71.85		17:11:56.305	

P16 88 S		David COURT		Kawasaki -			
IDEAL LAP TIME : 1:00.331		BEST LAP TIME : 1:00.676		DIFFERENCE : 0.345			
LAP	SECTOR 1	SECTOR 2	LAP TIME	MPH	DIFF	TIME OF DAY	
1 -		24.981	1:10.503	61.67	9.827	17:02:45.449	
2 -	37.692	24.197	1:01.889	70.26	1.213	17:03:47.338	
3 -	36.380	24.296	1:00.676 (1)	71.66		17:04:48.014	
4 -	36.444	24.464	1:00.908 (2)	71.39	0.232	17:05:48.922	
5 -	36.937	24.270	1:01.207	71.04	0.531	17:06:50.129	
6 -	36.582	24.549	1:01.131	71.13	0.455	17:07:51.260	
7 -	37.893	24.591	1:02.484	69.59	1.808	17:08:53.744	
8 -	36.642	24.443	1:01.085	71.18	0.409	17:09:54.829	
9 -	37.122	23.951	1:01.073	71.20	0.397	17:10:55.902	
10 -	36.993	23.976	1:00.969 (3)	71.32	0.293	17:11:56.871	

P17 6 S		Martin COOPER		Kawasaki -			
IDEAL LAP TIME : 1:00.980		BEST LAP TIME : 1:01.053		DIFFERENCE : 0.073			
LAP	SECTOR 1	SECTOR 2	LAP TIME	MPH	DIFF	TIME OF DAY	
1 -		24.950	1:10.782	61.43	9.729	17:02:45.728	
2 -	37.589	24.509	1:02.098	70.02	1.045	17:03:47.826	
3 -	36.713	24.355	1:01.068 (2)	71.20	0.015	17:04:48.894	
4 -	36.715	24.542	1:01.257	70.98	0.204	17:05:50.151	
5 -	36.788	24.408	1:01.196	71.06	0.143	17:06:51.347	
6 -	36.625	24.428	1:01.053 (1)	71.22		17:07:52.400	
7 -	37.125	24.420	1:01.545	70.65	0.492	17:08:53.945	
8 -	37.487	24.443	1:01.930	70.21	0.877	17:09:55.875	
9 -	36.769	24.420	1:01.189 (3)	71.06	0.136	17:10:57.064	
10 -	36.726	25.145	1:01.871	70.28	0.818	17:11:58.935	

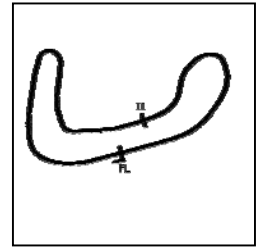
Weather / Track : Cloudy / Dry

Brands Hatch Indy
Circuit Length = 1.2079 miles
Start: 17:01 Flag 17:11 End: 17:12

BMCRC - MRO Championships 2018 - Rnd 1 @ Brands Hatch Indy

Team Green Junior Cup & Senior 300

RACE 16 - SECTOR ANALYSIS



SECTOR 1 = FL to I1, SECTOR 2 = I1 to FL, DIFF = Difference To Personal Best Lap, P = Crossed Finish Line in Pit Lane, D = Time Disallowed

P18 38 S		Bob COUCHMAN		Kawasaki - Pinky Janey		
IDEAL LAP TIME : 1:01.042		BEST LAP TIME : 1:01.226		DIFFERENCE : 0.184		
LAP	SECTOR 1	SECTOR 2	LAP TIME	MPH	DIFF	TIME OF DAY
1 -		25.698	1:15.025	57.96	13.799	17:02:49.971
2 -	37.273	24.338	1:01.611 (3)	70.58	0.385	17:03:51.582
3 -	38.148	24.548	1:02.696	69.36	1.470	17:04:54.278
4 -	37.564	24.552	1:02.116	70.00	0.890	17:05:56.394
5 -	37.137	25.532	1:02.669	69.39	1.443	17:06:59.063
6 -	38.090	24.835	1:02.925	69.10	1.699	17:08:01.988
7 -	36.967	24.876	1:01.843	70.31	0.617	17:09:03.831
8 -	37.122	24.826	1:01.948	70.19	0.722	17:10:05.779
9 -	36.946	24.439	1:01.385 (2)	70.84	0.159	17:11:07.164
10 -	36.704	24.522	1:01.226 (1)	71.02		17:12:08.390

P19 122 S		Paul WILSON		Kawasaki -		
IDEAL LAP TIME : 1:02.177		BEST LAP TIME : 1:02.177		DIFFERENCE : 0.000		
LAP	SECTOR 1	SECTOR 2	LAP TIME	MPH	DIFF	TIME OF DAY
1 -		25.326	1:12.012	60.38	9.835	17:02:46.958
2 -	37.935	25.067	1:03.002	69.02	0.825	17:03:49.960
3 -	38.191	25.210	1:03.401	68.58	1.224	17:04:53.361
4 -	37.594	25.201	1:02.795 (3)	69.25	0.618	17:05:56.156
5 -	37.938	25.066	1:03.004	69.02	0.827	17:06:59.160
6 -	38.769	25.399	1:04.168	67.76	1.991	17:08:03.328
7 -	37.594	24.945	1:02.539 (2)	69.53	0.362	17:09:05.867
8 -	37.886	25.365	1:03.251	68.75	1.074	17:10:09.118
9 -	37.839	25.185	1:03.024	68.99	0.847	17:11:12.142
10 -	37.480	24.697	1:02.177 (1)	69.93		17:12:14.319

P20 44 S		Duane SUTCH		Kawasaki - Shawell Tuning and Racing Serv		
IDEAL LAP TIME : 1:01.404		BEST LAP TIME : 1:01.404		DIFFERENCE : 0.000		
LAP	SECTOR 1	SECTOR 2	LAP TIME	MPH	DIFF	TIME OF DAY
1 -		25.815	1:12.640	59.86	11.236	17:02:47.586
2 -	38.290	25.413	1:03.703	68.26	2.299	17:03:51.289
3 -	37.907	24.724	1:02.631	69.43	1.227	17:04:53.920
4 -	37.778	24.728	1:02.506 (3)	69.57	1.102	17:05:56.426
5 -	38.559	24.738	1:03.297	68.70	1.893	17:06:59.723
6 -	38.538	25.892	1:04.430	67.49	3.026	17:08:04.153
7 -	38.326	25.613	1:03.939	68.01	2.535	17:09:08.092
8 -	36.921	24.483	1:01.404 (1)	70.81		17:10:09.496
9 -	38.022	24.736	1:02.758	69.29	1.354	17:11:12.254
10 -	37.535	24.644	1:02.179 (2)	69.93	0.775	17:12:14.433

P21 70 S		Sean HALL		Kawasaki - S and y ceramics		
IDEAL LAP TIME : 1:01.452		BEST LAP TIME : 1:01.619		DIFFERENCE : 0.167		
LAP	SECTOR 1	SECTOR 2	LAP TIME	MPH	DIFF	TIME OF DAY
1 -		25.858	1:14.039	58.73	12.420	17:02:48.985
2 -	37.581	24.878	1:02.459	69.62	0.840	17:03:51.444
3 -	37.870	24.706	1:02.576	69.49	0.957	17:04:54.020
4 -	37.906	24.993	1:02.899	69.13	1.280	17:05:56.919
5 -	37.656	24.793	1:02.449 (3)	69.63	0.830	17:06:59.368
6 -	38.752	26.141	1:04.893	67.01	3.274	17:08:04.261
7 -	38.408	25.954	1:04.362	67.56	2.743	17:09:08.623
8 -	37.077	24.542	1:01.619 (1)	70.57		17:10:10.242
9 -	37.965	24.484	1:02.449 (3)	69.63	0.830	17:11:12.691
10 -	37.725	24.375	1:02.100 (2)	70.02	0.481	17:12:14.791

P22 33 J		Jarrod WRIGHT		Kawasaki - elp racing		
IDEAL LAP TIME : 1:00.767		BEST LAP TIME : 1:00.806		DIFFERENCE : 0.039		
LAP	SECTOR 1	SECTOR 2	LAP TIME	MPH	DIFF	TIME OF DAY

Weather / Track : Cloudy / Dry

Brands Hatch Indy
Circuit Length = 1.2079 miles
Start: 17:01 Flag 17:11 End: 17:12

BMCRC - MRO Championships 2018 - Rnd 1 @ Brands Hatch Indy

Team Green Junior Cup & Senior 300

RACE 16 - SECTOR ANALYSIS



SECTOR 1 = FL to I1, SECTOR 2 = I1 to FL, DIFF = Difference To Personal Best Lap, P = Crossed Finish Line in Pit Lane, D = Time Disallowed

1 -		26.955	1:15.739	57.41	14.933	17:02:50.685
2 -	37.806	25.569	1:03.375	68.61	2.569	17:03:54.060
3 -	37.845	25.951	1:03.796	68.16	2.990	17:04:57.856
4 -	38.823	25.320	1:04.143	67.79	3.337	17:06:01.999
5 -	37.281	25.147	1:02.428	69.65	1.622	17:07:04.427
6 -	36.888	24.923	1:01.811 (3)	70.35	1.005	17:08:06.238
7 -	36.471	26.087	1:02.558	69.51	1.752	17:09:08.796
8 -	39.145	24.785	1:03.930	68.02	3.124	17:10:12.726
9 -	36.966	24.341	1:01.307 (2)	70.93	0.501	17:11:14.033
10 -	36.510	24.296	1:00.806 (1)	71.51		17:12:14.839

P23 8 S		Graham TOWLER		Kawasaki - DW Racing			
IDEAL LAP TIME : 1:02.569		BEST LAP TIME : 1:02.763		DIFFERENCE : 0.194			
LAP	SECTOR 1	SECTOR 2	LAP TIME	MPH	DIFF	TIME OF DAY	
1 -		26.955	1:15.866	57.31	13.103	17:02:50.812	
2 -	39.246	25.454	1:04.700	67.21	1.937	17:03:55.512	
3 -	37.818	25.091	1:02.909 (2)	69.12	0.146	17:04:58.421	
4 -	37.996	25.162	1:03.158	68.85	0.395	17:06:01.579	
5 -	37.478	25.285	1:02.763 (1)	69.28		17:07:04.342	
6 -	37.984	25.215	1:03.199	68.80	0.436	17:08:07.541	
7 -	37.590	25.411	1:03.001 (3)	69.02	0.238	17:09:10.542	
8 -	39.518	25.578	1:05.096	66.80	2.333	17:10:15.638	
9 -	38.251	25.652	1:03.903	68.05	1.140	17:11:19.541	

P24 17 J		Jordan HARRIS		Kawasaki -			
IDEAL LAP TIME : 1:02.220		BEST LAP TIME : 1:02.220		DIFFERENCE : 0.000			
LAP	SECTOR 1	SECTOR 2	LAP TIME	MPH	DIFF	TIME OF DAY	
1 -		26.919	1:15.840	57.33	13.620	17:02:50.786	
2 -	39.395	25.798	1:05.193	66.70	2.973	17:03:55.979	
3 -	38.404	25.511	1:03.915	68.03	1.695	17:04:59.894	
4 -	38.644	25.282	1:03.926	68.02	1.706	17:06:03.820	
5 -	38.170	25.150	1:03.320 (2)	68.67	1.100	17:07:07.140	
6 -	38.950	25.109	1:04.059	67.88	1.839	17:08:11.199	
7 -	38.492	25.433	1:03.925	68.02	1.705	17:09:15.124	
8 -	38.051	25.327	1:03.378 (3)	68.61	1.158	17:10:18.502	
9 -	37.384	24.836	1:02.220 (1)	69.89		17:11:20.722	

P25 30 S		Malcolm HOWELL		Kawasaki -			
IDEAL LAP TIME : 1:03.440		BEST LAP TIME : 1:03.596		DIFFERENCE : 0.156			
LAP	SECTOR 1	SECTOR 2	LAP TIME	MPH	DIFF	TIME OF DAY	
1 -		26.278	1:14.722	58.19	11.126	17:02:49.668	
2 -	39.067	25.874	1:04.941	66.96	1.345	17:03:54.609	
3 -	38.908	25.977	1:04.885	67.02	1.289	17:04:59.494	
4 -	38.781	25.964	1:04.745	67.16	1.149	17:06:04.239	
5 -	38.360	25.701	1:04.061	67.88	0.465	17:07:08.300	
6 -	38.024	25.639	1:03.663 (2)	68.30	0.067	17:08:11.963	
7 -	38.023	25.716	1:03.739 (3)	68.22	0.143	17:09:15.702	
8 -	37.951	26.072	1:04.023	67.92	0.427	17:10:19.725	
9 -	38.107	25.489	1:03.596 (1)	68.37		17:11:23.321	

P26 48 S		Kevin SABBARTON		Kawasaki -			
IDEAL LAP TIME : 1:03.465		BEST LAP TIME : 1:03.859		DIFFERENCE : 0.394			
LAP	SECTOR 1	SECTOR 2	LAP TIME	MPH	DIFF	TIME OF DAY	
1 -		26.766	1:16.681	56.71	12.822	17:02:51.627	
2 -	39.746	26.018	1:05.764	66.12	1.905	17:03:57.391	
3 -	39.104	25.796	1:04.900	67.00	1.041	17:05:02.291	
4 -	38.744	25.671	1:04.415	67.50	0.556	17:06:06.706	
5 -	38.850	25.009	1:03.859 (1)	68.09		17:07:10.565	
6 -	38.862	25.279	1:04.141 (3)	67.79	0.282	17:08:14.706	
7 -	38.522	25.815	1:04.337	67.59	0.478	17:09:19.043	

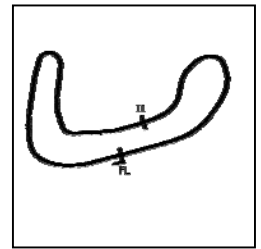
Weather / Track : Cloudy / Dry

Brands Hatch Indy
Circuit Length = 1.2079 miles
Start: 17:01 Flag 17:11 End: 17:12

BMCRC - MRO Championships 2018 - Rnd 1 @ Brands Hatch Indy

Team Green Junior Cup & Senior 300

RACE 16 - SECTOR ANALYSIS



SECTOR 1 = FL to I1, SECTOR 2 = I1 to FL, DIFF = Difference To Personal Best Lap, P = Crossed Finish Line in Pit Lane, D = Time Disallowed

8 -	38.839	26.538	1:05.377	66.51	1.518	17:10:24.420
9 -	38.456	25.599	1:04.055 (2)	67.88	0.196	17:11:28.475

P27	83 J	Amy LOOMES	Kawasaki -			
IDEAL LAP TIME : 1:04.138		BEST LAP TIME : 1:04.138		DIFFERENCE : 0.000		
LAP	SECTOR 1	SECTOR 2	LAP TIME	MPH	DIFF	TIME OF DAY
1 -		27.203	1:16.589	56.77	12.451	17:02:51.535
2 -	40.217	26.339	1:06.556	65.33	2.418	17:03:58.091
3 -	39.177	26.329	1:05.506	66.38	1.368	17:05:03.597
4 -	39.109	26.203	1:05.312	66.58	1.174	17:06:08.909
5 -	38.888	26.093	1:04.981 (3)	66.92	0.843	17:07:13.890
6 -	39.651	25.939	1:05.590	66.29	1.452	17:08:19.480
7 -	38.612	25.864	1:04.476 (2)	67.44	0.338	17:09:23.956
8 -	38.825	26.272	1:05.097	66.80	0.959	17:10:29.053
9 -	38.606	25.532	1:04.138 (1)	67.80		17:11:33.191

P28	32 S	John MACKNESS	Kawasaki - ME			
IDEAL LAP TIME : 1:05.698		BEST LAP TIME : 1:06.102		DIFFERENCE : 0.404		
LAP	SECTOR 1	SECTOR 2	LAP TIME	MPH	DIFF	TIME OF DAY
1 -		26.606	1:17.139	56.37	11.037	17:02:52.085
2 -	40.450	26.345	1:06.795	65.10	0.693	17:03:58.880
3 -	40.324	26.890	1:07.214	64.69	1.112	17:05:06.094
4 -	40.445	26.581	1:07.026	64.87	0.924	17:06:13.120
5 -	40.200	26.456	1:06.656	65.23	0.554	17:07:19.776
6 -	39.881	26.288	1:06.169 (2)	65.71	0.067	17:08:25.945
7 -	40.619	26.461	1:07.080	64.82	0.978	17:09:33.025
8 -	39.744	26.358	1:06.102 (1)	65.78		17:10:39.127
9 -	40.380	25.954	1:06.334 (3)	65.55	0.232	17:11:45.461

P29	133 S	Peter WOOLFALL	Kawasaki - Salisbury Cleaning Services			
IDEAL LAP TIME : 1:06.012		BEST LAP TIME : 1:06.333		DIFFERENCE : 0.321		
LAP	SECTOR 1	SECTOR 2	LAP TIME	MPH	DIFF	TIME OF DAY
1 -		27.081	1:17.984	55.76	11.651	17:02:52.930
2 -	40.230	26.218	1:06.448 (2)	65.44	0.115	17:03:59.378
3 -	40.339	26.508	1:06.847	65.05	0.514	17:05:06.225
4 -	40.952	26.484	1:07.436	64.48	1.103	17:06:13.661
5 -	40.456	26.430	1:06.886	65.01	0.553	17:07:20.547
6 -	40.296	26.037	1:06.333 (1)	65.55		17:08:26.880
7 -	39.975	26.497	1:06.472	65.42	0.139	17:09:33.352
8 -	40.278	26.179	1:06.457 (3)	65.43	0.124	17:10:39.809
9 -	40.505	26.437	1:06.942	64.96	0.609	17:11:46.751

P30	27 S	Andrew BUTTERS	Kawasaki -			
IDEAL LAP TIME : 1:07.538		BEST LAP TIME : 1:07.705		DIFFERENCE : 0.167		
LAP	SECTOR 1	SECTOR 2	LAP TIME	MPH	DIFF	TIME OF DAY
1 -		27.710	1:19.421	54.75	11.716	17:02:54.367
2 -	40.519	27.186	1:07.705 (1)	64.22		17:04:02.072
3 -	41.270	27.274	1:08.544	63.44	0.839	17:05:10.616
4 -	41.307	27.557	1:08.864	63.14	1.159	17:06:19.480
5 -	40.695	27.058	1:07.753 (2)	64.18	0.048	17:07:27.233
6 -	40.876	27.421	1:08.297	63.67	0.592	17:08:35.530
7 -	41.583	27.470	1:09.053	62.97	1.348	17:09:44.583
8 -	40.583	27.318	1:07.901 (3)	64.04	0.196	17:10:52.484
9 -	41.034	27.019	1:08.053	63.90	0.348	17:12:00.537

P31	11 S	Gary HARVEY	Kawasaki - NR Racing			
IDEAL LAP TIME : 1:11.194		BEST LAP TIME : 1:11.247		DIFFERENCE : 0.053		
LAP	SECTOR 1	SECTOR 2	LAP TIME	MPH	DIFF	TIME OF DAY
1 -		28.469	1:22.454	52.73	11.207	17:02:57.400

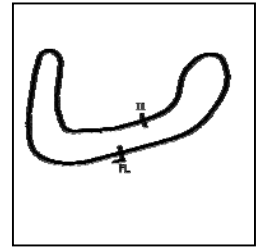
Weather / Track : Cloudy / Dry

Brands Hatch Indy
Circuit Length = 1.2079 miles
Start: 17:01 Flag 17:11 End: 17:12

BMCRC - MRO Championships 2018 - Rnd 1 @ Brands Hatch Indy

Team Green Junior Cup & Senior 300

RACE 16 - SECTOR ANALYSIS



SECTOR 1 = FL to I1, SECTOR 2 = I1 to FL, DIFF = Difference To Personal Best Lap, P = Crossed Finish Line in Pit Lane, D = Time Disallowed

2 -	43.428	28.234	1:11.662 (3)	60.68	0.415	17:04:09.062
3 -	43.681	28.648	1:12.329	60.12	1.082	17:05:21.391
4 -	43.179	28.475	1:11.654 (2)	60.68	0.407	17:06:33.045
5 -	43.463	29.019	1:12.482	59.99	1.235	17:07:45.527
6 -	44.142	28.731	1:12.873	59.67	1.626	17:08:58.400
7 -	43.232	28.015	1:11.247 (1)	61.03		17:10:09.647
8 -	44.317	28.506	1:12.823	59.71	1.576	17:11:22.470

P32 861 J Owen JENNER		Kawasaki -	
IDEAL LAP TIME : 59.296	BEST LAP TIME : 59.427	DIFFERENCE : 0.131	

LAP	SECTOR 1	SECTOR 2	LAP TIME	MPH	DIFF	TIME OF DAY
1 -		24.804	1:09.348	62.70	9.921	17:02:44.294
2 -	36.395	23.958	1:00.353	72.05	0.926	17:03:44.647
3 -	36.266	23.774	1:00.040	72.42	0.613	17:04:44.687
4 -	36.017	23.621	59.638 (2)	72.91	0.211	17:05:44.325
5 -	36.314	23.503	59.817 (3)	72.69	0.390	17:06:44.142
6 -	35.802	24.122	59.924	72.56	0.497	17:07:44.066
7 -	35.933	23.494	59.427 (1)	73.17		17:08:43.493

P33 18 J Indy OFFER		Kawasaki - Ace Osteopaths	
IDEAL LAP TIME : 1:02.641	BEST LAP TIME : 1:02.641	DIFFERENCE : 0.000	

LAP	SECTOR 1	SECTOR 2	LAP TIME	MPH	DIFF	TIME OF DAY
1 -		25.235	1:11.563	60.76	8.922	17:02:46.509
2 -	38.016	25.290	1:03.306 (3)	68.69	0.665	17:03:49.815
3 -	37.696	24.945	1:02.641 (1)	69.42		17:04:52.456
4 -	37.813	25.054	1:02.867 (2)	69.17	0.226	17:05:55.323
5 -	37.998	25.464	1:03.462	68.52	0.821	17:06:58.785
6 -	39.073	25.904	1:04.977	66.92	2.336	17:08:03.762
7 -	38.597	26.101	1:04.698	67.21	2.057	17:09:08.460

BMCRC - MRO Championships 2018 - Rnd 1 @ Brands Hatch Indy

Team Green Junior Cup & Senior 300

RACE 16 - BEST SECTORS

SECTOR 1			SECTOR 2			IDEAL / BEST COMPARISON						
POS	NO	NAME	TIME	NO	NAME	TIME	POS	NO	NAME	IDEAL	BEST	DIFF
									PERFECT LAP	56.432		
1	76	PINSON	33.873	86	KELMAN	22.559	1	76	PINSON	56.448	56.568	0.120
2	86	KELMAN	33.998	76	PINSON	22.575	2	86	KELMAN	56.557	56.849	0.292
3	56	STONE	34.751	56	STONE	23.358	3	56	STONE	58.109	58.325	0.216
4	62	BETTRIDGE	35.038	45	SHERIFF	23.370	4	62	BETTRIDGE	58.554	58.556	0.002
5	888	MORRIS	35.178	28	STEWART	23.399	5	888	MORRIS	58.684	58.825	0.141
6	45	SHERIFF	35.382	861	JENNER	23.494	6	45	SHERIFF	58.752	58.752	0.000
7	67	MORRIS	35.448	888	MORRIS	23.506	7	28	STEWART	58.918	58.918	0.000
8	28	STEWART	35.519	62	BETTRIDGE	23.516	8	67	MORRIS	59.163	59.163	0.000
9	20	DICKINSON	35.658	29	STONE	23.584	9	861	JENNER	59.296	59.427	0.131
10	4	DUTTON	35.685	99	ROWLEY	23.681	10	4	DUTTON	59.368	59.600	0.232
11	99	ROWLEY	35.794	4	DUTTON	23.683	11	20	DICKINSON	59.412	59.412	0.000
12	861	JENNER	35.802	67	MORRIS	23.715	12	99	ROWLEY	59.475	59.718	0.243
13	23	ELLIS	35.961	20	DICKINSON	23.754	13	29	STONE	59.588	59.779	0.191
14	29	STONE	36.004	25	JONES	23.827	14	23	ELLIS	59.827	59.827	0.000
15	25	JONES	36.133	23	ELLIS	23.866	15	25	JONES	59.960	1:00.118	0.158
16	66	ALLEN	36.323	88	COURT	23.951	16	88	COURT	1:00.331	1:00.676	0.345
17	88	COURT	36.380	66	ALLEN	24.101	17	66	ALLEN	1:00.424	1:00.516	0.092
18	33	WRIGHT	36.471	33	WRIGHT	24.296	18	33	WRIGHT	1:00.767	1:00.806	0.039
19	6	COOPER	36.625	38	COUCHMAN	24.338	19	6	COOPER	1:00.980	1:01.053	0.073
20	38	COUCHMAN	36.704	6	COOPER	24.355	20	38	COUCHMAN	1:01.042	1:01.226	0.184
21	44	SUTCH	36.921	70	HALL	24.375	21	44	SUTCH	1:01.404	1:01.404	0.000
22	70	HALL	37.077	44	SUTCH	24.483	22	70	HALL	1:01.452	1:01.619	0.167
23	17	HARRIS	37.384	122	WILSON	24.697	23	122	WILSON	1:02.177	1:02.177	0.000
24	8	TOWLER	37.478	17	HARRIS	24.836	24	17	HARRIS	1:02.220	1:02.220	0.000
25	122	WILSON	37.480	18	OFFER	24.945	25	8	TOWLER	1:02.569	1:02.763	0.194
26	18	OFFER	37.696	48	SABBARTON	25.009	26	18	OFFER	1:02.641	1:02.641	0.000
27	30	HOWELL	37.951	8	TOWLER	25.091	27	30	HOWELL	1:03.440	1:03.596	0.156
28	48	SABBARTON	38.456	30	HOWELL	25.489	28	48	SABBARTON	1:03.465	1:03.859	0.394
29	83	LOOMES	38.606	83	LOOMES	25.532	29	83	LOOMES	1:04.138	1:04.138	0.000
30	32	MACKNESS	39.744	32	MACKNESS	25.954	30	32	MACKNESS	1:05.698	1:06.102	0.404
31	133	WOOLFALL	39.975	133	WOOLFALL	26.037	31	133	WOOLFALL	1:06.012	1:06.333	0.321
32	27	BUTTERS	40.519	27	BUTTERS	27.019	32	27	BUTTERS	1:07.538	1:07.705	0.167
33	11	HARVEY	43.179	11	HARVEY	28.015	33	11	HARVEY	1:11.194	1:11.247	0.053

Weather / Track : Cloudy / Dry

Results can be found at www.tsl-timing.com

Brands Hatch Indy
Circuit Length = 1.2079 miles
Start: 17:01 Flag 17:11 End: 17:12

Printed - 17:13 Saturday, 10 March 2018

BMCRC - MRO Championships 2018 - Rnd 1 @ Brands Hatch Indy



Team Green Junior Cup & Senior 300

RACE 7 - GRID (12 Laps)

ROW 12	36		35	41 Kyal TINKER	34	26 Simon HART
ROW 11		1:11.247	33	11 Gary HARVEY	32	27 Andrew BUTTERS
					31	133 Peter WOOLFALL
ROW 10	30	1:06.102	32 John MACKNESS	29	1:04.138	83 Amy LOOMES
					28	1:03.859
						48 Kevin SABBARTON
ROW 9		1:03.596	27	30 Malcolm HOWELL	26	1:02.763
						8 Graham TOWLER
					25	1:02.641
						18 Indy OFFER
ROW 8	24	1:02.220	17 Jordan HARRIS	23	1:02.177	122 Paul WILSON
					22	1:01.619
						70 Sean HALL
ROW 7		1:01.404	21	44 Duane SUTCH	20	1:01.226
						38 Bob COUCHMAN
					19	1:01.053
						6 Martin COOPER
ROW 6	18	1:00.806	33 Jarrod WRIGHT	17	1:00.676	88 David COURT
					16	1:00.516
						66 Michael ALLEN
ROW 5		1:00.118	15	25 Leon JONES	14	59.827
						23 Joe ELLIS
					13	59.779
						29 Charlie STONE
ROW 4	12	59.718	99 Damian ROWLEY	11	59.600	4 James DUTTON
					10	59.427
						861 Owen JENNER
ROW 3		59.412	9	20 Kai DICKINSON	8	59.163
						67 Tony MORRIS
					7	58.918
						28 Leon STEWART
ROW 2	6	58.825	888 Jeff MORRIS	5	58.752	45 Brandon SHERIFF
					4	58.556
						62 Nick BETTRIDGE
ROW 1		58.325	3	56 Michael STONE	2	56.849
						86 Jamie KELMAN
					1	56.568
						76 Elliot PINSON
						Pole

Brands Hatch Indy
Circuit Length = 1.2079 miles

These results are provisional until the conclusion of any judicial and technical matters.

Clerk Of Course :	Timekeeper :
-------------------	--------------

Results can be found at www.tsl-timing.com

Printed - 17:14 Saturday, 10 March 2018



BMCRC - MRO Championships 2018 - Rnd 1 @ Brands Hatch Indy



Team Green Junior Cup & Senior 300

RACE 7 - CLASSIFICATION

POS	NO	CL	PIC NAME	ENTRY	LAPS	TIME	GAP	DIFF	MPH	BEST	ON
1	86	S	1 Jamie KELMAN	Kawasaki - Fastlane motorcycles	12	11:58.973			72.58	58.782	8
2	76	J	1 Elliot PINSON	Kawasaki - Mum, Dad, Gran & Grandad	12	12:13.710	14.737	14.737	71.12	59.649	7
3	45	J	2 Brandon SHERIFF	Kawasaki -	12	12:28.127	29.154	14.417	69.75	1:01.086	4
4	99	S	2 Damian ROWLEY	Kawasaki -	12	12:30.735	31.762	2.608	69.50	1:00.865	12
5	888	S	3 Jeff MORRIS	Kawasaki -	12	12:31.232	32.259	0.497	69.46	1:01.256	7
6	20	S	4 Kai DICKINSON	Kawasaki - 2M+2K+H=Racing	12	12:31.426	32.453	0.194	69.44	1:01.320	8
7	62	S	5 Nick BETTRIDGE	Kawasaki - Weald Builders	12	12:31.959	32.986	0.533	69.39	1:01.252	7
8	67	S	6 Tony MORRIS	Kawasaki - Chippy racing team	12	12:32.394	33.421	0.435	69.35	1:01.022	10
9	861	J	3 Owen JENNER	Kawasaki -	12	12:32.721	33.748	0.327	69.32	1:00.717	11
10	4	J	4 James DUTTON	Kawasaki -	12	12:33.361	34.388	0.640	69.26	1:01.108	12
11	28	S	7 Leon STEWART	Kawasaki -	12	12:33.645	34.672	0.284	69.24	1:00.802	8
12	66	S	8 Michael ALLEN	Kawasaki -	12	12:33.912	34.939	0.267	69.21	1:00.757	8
13	25	S	9 Leon JONES	Kawasaki - LCR Motorcycles	12	12:34.204	35.231	0.292	69.18	1:00.680	9
14	29	S	10 Charlie STONE	Kawasaki -	12	12:34.385	35.412	0.181	69.17	1:01.101	8
15	6	S	11 Martin COOPER	Kawasaki -	12	12:35.879	36.906	1.494	69.03	1:01.251	9
16	38	S	12 Bob COUCHMAN	Kawasaki - Pinky Janey	12	12:47.991	49.018	12.112	67.94	1:01.864	9
17	88	S	13 David COURT	Kawasaki -	12	12:48.219	49.246	0.228	67.92	1:02.355	8
18	23	J	5 Joe ELLIS	Kawasaki -	12	12:48.429	49.456	0.210	67.90	1:02.366	11
19	70	S	14 Sean HALL	Kawasaki - S and y ceramics	12	12:49.053	50.080	0.624	67.85	1:00.998	11
20	18	J	6 Indy OFFER	Kawasaki - Ace Osteopaths	11	12:04.021	1 Lap	1 Lap	66.06	1:03.491	11
21	122	S	15 Paul WILSON	Kawasaki -	11	12:11.107	1 Lap	7.086	65.42	1:04.309	6
22	44	S	16 Duane SUTCH	Kawasaki - Shawell Tuning and Racing Serv	11	12:15.498	1 Lap	4.391	65.03	1:04.957	7
23	17	J	7 Jordan HARRIS	Kawasaki -	11	12:17.755	1 Lap	2.257	64.83	1:05.176	3
24	30	S	17 Malcolm HOWELL	Kawasaki -	11	12:18.004	1 Lap	0.249	64.81	1:05.034	10
25	83	J	8 Amy LOOMES	Kawasaki -	11	12:19.633	1 Lap	1.629	64.67	1:04.491	11
26	8	S	18 Graham TOWLER	Kawasaki - DW Racing	11	12:19.723	1 Lap	0.090	64.66	1:04.796	11
27	133	S	19 Peter WOOLFALL	Kawasaki - Salisbury Cleaning Services	11	12:30.842	1 Lap	11.119	63.70	1:06.041	9
28	32	S	20 John MACKNESS	Kawasaki - ME	11	12:45.221	1 Lap	14.379	62.51	1:07.335	6
29	48	S	21 Kevin SABBARTON	Kawasaki -	11	12:55.497	1 Lap	10.276	61.68	1:04.359	10
30	11	S	22 Gary HARVEY	Kawasaki - NR Racing	10	12:16.120	2 Laps	1 Lap	59.07	1:11.112	8

NOT CLASSIFIED

DNF	33	J	Jarrold WRIGHT	Kawasaki - elp racing	7	7:45.108	5 Laps	3 Laps	65.44	1:03.342	7
DNF	56	S	Michael STONE	Kawasaki -	1	1:08.609	11 Laps	6 Laps	63.38		
DNF	27	S	Andrew BUTTERS	Kawasaki -	0						

FASTEST LAP

	86	S	Jamie KELMAN	Kawasaki - Fastlane motorcycles	8	58.782			73.97 mph	119.05 kph	
	76	J	Elliot PINSON	Kawasaki - Mum, Dad, Gran & Grandad	7	59.649			72.90 mph	117.32 kph	

Class S - 92.5% of Race Speed = 67.13 mph

Class J - 92.5% of Race Speed = 65.78 mph

Brands Hatch Indy

Circuit Length = 1.2079 miles

Start: 12:36 Flag 12:48 End: 12:49

Weather / Track : Cloudy / Dry

These results are provisional until the conclusion of any judicial and technical matters.

Clerk Of Course :	Timekeeper :
-------------------	--------------

Results can be found at www.tsl-timing.com

Printed - 12:49 Sunday, 11 March 2018



BMCRC - MRO Championships 2018 - Rnd 1 @ Brands Hatch Indy

Team Green Junior Cup & Senior 300

RACE 7 - LAP CHART

23	44.825	1:02.390	6	36.906	1:01.431
88	45.325	1:02.913	32	1 Lap	1:08.542
38	45.525	1:02.926	38	49.018	1:02.474
48	1 Lap	1:05.176	88	49.246	1:02.429
70	47.743	1:03.418	23	49.456	1:03.130
LAP 11 @ 12:47:06.631			70	50.080	1:02.204
			48	1 Lap	1:05.340

NO	BEHIND	LAP TIME
----	--------	----------

86		1:00.843
18	1 Lap	1:05.390
122	1 Lap	1:07.129
11	2 Laps	1:11.326
44	1 Lap	1:05.103
30	1 Lap	1:05.034
17	1 Lap	1:06.307
76	13.108	1:01.338
8	1 Lap	1:05.357
83	1 Lap	1:05.189
133	1 Lap	1:06.987
45	27.815	1:01.368
20	30.455	1:01.710
888	30.756	1:01.603
99	30.919	1:01.648
67	31.304	1:01.797
62	31.387	1:01.770
861	32.051	1:00.717
28	32.961	1:00.853
4	33.302	1:01.681
66	33.564	1:01.280
29	33.740	1:01.547
25	34.160	1:01.662
6	35.497	1:01.819
32	1 Lap	1:08.318
23	46.348	1:02.366
38	46.566	1:01.884
88	46.839	1:02.357
70	47.898	1:00.998
48	1 Lap	1:04.359

NO	BEHIND	LAP TIME
----	--------	----------

86		1:00.022
18	1 Lap	1:03.491
122	1 Lap	1:06.372
76	14.737	1:01.651
44	1 Lap	1:05.357
11	2 Laps	1:11.329
17	1 Lap	1:05.823
30	1 Lap	1:06.350
83	1 Lap	1:04.491
8	1 Lap	1:04.796
45	29.154	1:01.361
99	31.762	1:00.865
133	1 Lap	1:06.529
888	32.259	1:01.525
20	32.453	1:02.020
62	32.986	1:01.621
67	33.421	1:02.139
861	33.748	1:01.719
4	34.388	1:01.108
28	34.672	1:01.733
66	34.939	1:01.397
25	35.231	1:01.093
29	35.412	1:01.694

Weather / Track : Cloudy / Dry

Brands Hatch Indy
Circuit Length = 1.2079 miles
Start: 12:36 Flag 12:48 End: 12:49

BMCRC - MRO Championships 2018 - Rnd 1 @ Brands Hatch Indy

Team Green Junior Cup & Senior 300

RACE 7 - SECTOR ANALYSIS



SECTOR 1 = FL to I1, SECTOR 2 = I1 to FL, DIFF = Difference To Personal Best Lap, P = Crossed Finish Line in Pit Lane, D = Time Disallowed

P1 86 S		Jamie KELMAN		Kawasaki - Fastlane motorcycles			
IDEAL LAP TIME : 58.376		BEST LAP TIME : 58.782		DIFFERENCE : 0.406			
LAP	SECTOR 1	SECTOR 2	LAP TIME	MPH	DIFF	TIME OF DAY	
1 -		23.970	1:05.298	66.59	6.516	12:37:12.978	
2 -	35.745	23.297	59.042	73.65	0.260	12:38:12.020	
3 -	35.589	23.242	58.831 (3)	73.91	0.049	12:39:10.851	
4 -	36.461	23.381	59.842	72.66	1.060	12:40:10.693	
5 -	35.195	23.624	58.819 (2)	73.93	0.037	12:41:09.512	
6 -	35.288	23.656	58.944	73.77	0.162	12:42:08.456	
7 -	35.359	23.711	59.070	73.61	0.288	12:43:07.526	
8 -	35.134	23.648	58.782 (1)	73.97		12:44:06.308	
9 -	35.632	24.623	1:00.255	72.17	1.473	12:45:06.563	
10 -	35.434	23.791	59.225	73.42	0.443	12:46:05.788	
11 -	36.973	23.870	1:00.843	71.47	2.061	12:47:06.631	
12 -	35.808	24.214	1:00.022	72.45	1.240	12:48:06.653	

P2 76 J		Elliot PINSON		Kawasaki - Mum, Dad, Gran & Grandad			
IDEAL LAP TIME : 59.501		BEST LAP TIME : 59.649		DIFFERENCE : 0.148			
LAP	SECTOR 1	SECTOR 2	LAP TIME	MPH	DIFF	TIME OF DAY	
1 -		24.481	1:06.942	64.96	7.293	12:37:14.622	
2 -	36.569	24.186	1:00.755	71.57	1.106	12:38:15.377	
3 -	36.398	23.870	1:00.268	72.15	0.619	12:39:15.645	
4 -	35.896	24.973	1:00.869	71.44	1.220	12:40:16.514	
5 -	36.005	24.044	1:00.049 (3)	72.41	0.400	12:41:16.563	
6 -	36.269	23.920	1:00.189	72.24	0.540	12:42:16.752	
7 -	35.761	23.888	59.649 (1)	72.90		12:43:16.401	
8 -	35.839	24.684	1:00.523	71.85	0.874	12:44:16.924	
9 -	36.431	25.141	1:01.572	70.62	1.923	12:45:18.496	
10 -	36.165	23.740	59.905 (2)	72.59	0.256	12:46:18.401	
11 -	37.407	23.931	1:01.338	70.89	1.689	12:47:19.739	
12 -	36.210	25.441	1:01.651	70.53	2.002	12:48:21.390	

P3 45 J		Brandon SHERIFF		Kawasaki -			
IDEAL LAP TIME : 1:01.086		BEST LAP TIME : 1:01.086		DIFFERENCE : 0.000			
LAP	SECTOR 1	SECTOR 2	LAP TIME	MPH	DIFF	TIME OF DAY	
1 -		24.743	1:08.145	63.81	7.059	12:37:15.825	
2 -	37.146	24.473	1:01.619	70.57	0.533	12:38:17.444	
3 -	36.784	24.543	1:01.327 (3)	70.90	0.241	12:39:18.771	
4 -	36.739	24.347	1:01.086 (1)	71.18		12:40:19.857	
5 -	37.089	25.154	1:02.243	69.86	1.157	12:41:22.100	
6 -	37.468	25.067	1:02.535	69.53	1.449	12:42:24.635	
7 -	37.179	24.465	1:01.644	70.54	0.558	12:43:26.279	
8 -	36.854	24.396	1:01.250 (2)	70.99	0.164	12:44:27.529	
9 -	37.047	24.580	1:01.627	70.56	0.541	12:45:29.156	
10 -	39.390	24.532	1:03.922	68.02	2.836	12:46:33.078	
11 -	37.000	24.368	1:01.368	70.86	0.282	12:47:34.446	
12 -	36.961	24.400	1:01.361	70.86	0.275	12:48:35.807	

P4 99 S		Damian ROWLEY		Kawasaki -			
IDEAL LAP TIME : 1:00.642		BEST LAP TIME : 1:00.865		DIFFERENCE : 0.223			
LAP	SECTOR 1	SECTOR 2	LAP TIME	MPH	DIFF	TIME OF DAY	
1 -		24.773	1:10.843	61.38	9.978	12:37:18.523	
2 -	38.160	24.663	1:02.823	69.21	1.958	12:38:21.346	
3 -	36.854	24.982	1:01.836	70.32	0.971	12:39:23.182	
4 -	37.138	24.908	1:02.046	70.08	1.181	12:40:25.228	
5 -	37.339	24.188	1:01.527	70.67	0.662	12:41:26.755	
6 -	37.292	25.130	1:02.422	69.66	1.557	12:42:29.177	
7 -	37.220	24.185	1:01.405 (3)	70.81	0.540	12:43:30.582	
8 -	36.623	25.083	1:01.706	70.47	0.841	12:44:32.288	
9 -	37.559	25.002	1:02.561	69.50	1.696	12:45:34.849	

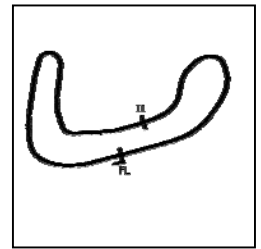
Weather / Track : Cloudy / Dry

Brands Hatch Indy
Circuit Length = 1.2079 miles
Start: 12:36 Flag 12:48 End: 12:49

BMCRC - MRO Championships 2018 - Rnd 1 @ Brands Hatch Indy

Team Green Junior Cup & Senior 300

RACE 7 - SECTOR ANALYSIS



SECTOR 1 = FL to I1, SECTOR 2 = I1 to FL, DIFF = Difference To Personal Best Lap, P = Crossed Finish Line in Pit Lane, D = Time Disallowed

10 -	36.457	24.596	1:01.053 (2)	71.22	0.188	12:46:35.902
11 -	36.972	24.676	1:01.648	70.53	0.783	12:47:37.550
12 -	36.673	24.192	1:00.865 (1)	71.44		12:48:38.415

P5	888 S	Jeff MORRIS	Kawazaki -			
IDEAL LAP TIME : 1:00.943		BEST LAP TIME : 1:01.256	DIFFERENCE : 0.313			

LAP	SECTOR 1	SECTOR 2	LAP TIME	MPH	DIFF	TIME OF DAY
1 -		25.147	1:09.628	62.45	8.372	12:37:17.308
2 -	37.506	24.630	1:02.136	69.98	0.880	12:38:19.444
3 -	37.294	24.940	1:02.234	69.87	0.978	12:39:21.678
4 -	37.872	24.741	1:02.613	69.45	1.357	12:40:24.291
5 -	36.689	24.747	1:01.436 (2)	70.78	0.180	12:41:25.727
6 -	37.041	25.629	1:02.670	69.38	1.414	12:42:28.397
7 -	36.982	24.274	1:01.256 (1)	70.99		12:43:29.653
8 -	36.906	24.904	1:01.810	70.35	0.554	12:44:31.463
9 -	37.732	24.841	1:02.573	69.49	1.317	12:45:34.036
10 -	37.006	24.742	1:01.748	70.42	0.492	12:46:35.784
11 -	37.063	24.540	1:01.603	70.59	0.347	12:47:37.387
12 -	37.271	24.254	1:01.525 (3)	70.68	0.269	12:48:38.912

P6	20 S	Kai DICKINSON	Kawasaki - 2M+2K+H=Racing			
IDEAL LAP TIME : 1:01.109		BEST LAP TIME : 1:01.320	DIFFERENCE : 0.211			

LAP	SECTOR 1	SECTOR 2	LAP TIME	MPH	DIFF	TIME OF DAY
1 -		24.823	1:08.896	63.11	7.576	12:37:16.576
2 -	37.536	24.727	1:02.263	69.84	0.943	12:38:18.839
3 -	37.298	25.088	1:02.386	69.70	1.066	12:39:21.225
4 -	37.983	24.853	1:02.836	69.20	1.516	12:40:24.061
5 -	37.381	24.799	1:02.180	69.93	0.860	12:41:26.241
6 -	37.268	25.031	1:02.299	69.80	0.979	12:42:28.540
7 -	37.093	24.392	1:01.485 (2)	70.72	0.165	12:43:30.025
8 -	36.731	24.589	1:01.320 (1)	70.91		12:44:31.345
9 -	37.303	24.745	1:02.048	70.08	0.728	12:45:33.393
10 -	37.078	24.905	1:01.983	70.15	0.663	12:46:35.376
11 -	37.035	24.675	1:01.710 (3)	70.46	0.390	12:47:37.086
12 -	37.642	24.378	1:02.020	70.11	0.700	12:48:39.106

P7	62 S	Nick BETTRIDGE	Kawasaki - Weald Builders			
IDEAL LAP TIME : 1:01.110		BEST LAP TIME : 1:01.252	DIFFERENCE : 0.142			

LAP	SECTOR 1	SECTOR 2	LAP TIME	MPH	DIFF	TIME OF DAY
1 -		24.967	1:08.634	63.35	7.382	12:37:16.314
2 -	38.781	24.943	1:03.724	68.24	2.472	12:38:20.038
3 -	37.461	24.603	1:02.064	70.06	0.812	12:39:22.102
4 -	37.691	24.591	1:02.282	69.82	1.030	12:40:24.384
5 -	37.385	24.737	1:02.122	70.00	0.870	12:41:26.506
6 -	37.450	25.115	1:02.565	69.50	1.313	12:42:29.071
7 -	36.805	24.447	1:01.252 (1)	70.99		12:43:30.323
8 -	36.663	24.749	1:01.412 (2)	70.81	0.160	12:44:31.735
9 -	37.593	24.820	1:02.413	69.67	1.161	12:45:34.148
10 -	37.004	25.096	1:02.100	70.02	0.848	12:46:36.248
11 -	37.112	24.658	1:01.770	70.39	0.518	12:47:38.018
12 -	37.009	24.612	1:01.621 (3)	70.57	0.369	12:48:39.639

P8	67 S	Tony MORRIS	Kawasaki - Chippy racing team			
IDEAL LAP TIME : 1:00.696		BEST LAP TIME : 1:01.022	DIFFERENCE : 0.326			

LAP	SECTOR 1	SECTOR 2	LAP TIME	MPH	DIFF	TIME OF DAY
1 -		24.798	1:09.758	62.33	8.736	12:37:17.438
2 -	39.550	24.558	1:04.108	67.83	3.086	12:38:21.546
3 -	37.624	24.532	1:02.156	69.96	1.134	12:39:23.702
4 -	37.295	24.682	1:01.977	70.16	0.955	12:40:25.679
5 -	37.152	24.861	1:02.013	70.12	0.991	12:41:27.692

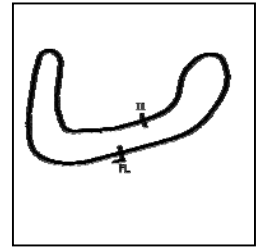
Weather / Track : Cloudy / Dry

Brands Hatch Indy
Circuit Length = 1.2079 miles
Start: 12:36 Flag 12:48 End: 12:49

BMCRC - MRO Championships 2018 - Rnd 1 @ Brands Hatch Indy

Team Green Junior Cup & Senior 300

RACE 7 - SECTOR ANALYSIS



SECTOR 1 = FL to I1, SECTOR 2 = I1 to FL, DIFF = Difference To Personal Best Lap, P = Crossed Finish Line in Pit Lane, D = Time Disallowed

6 -	37.837	24.264	1:02.101	70.02	1.079	12:42:29.793
7 -	37.049	24.438	1:01.487 (3)	70.72	0.465	12:43:31.280
8 -	37.049	24.142	1:01.191 (2)	71.06	0.169	12:44:32.471
9 -	37.198	25.447	1:02.645	69.41	1.623	12:45:35.116
10 -	36.554	24.468	1:01.022 (1)	71.26		12:46:36.138
11 -	36.919	24.878	1:01.797	70.36	0.775	12:47:37.935
12 -	37.363	24.776	1:02.139	69.98	1.117	12:48:40.074

P9 861 J Owen JENNER			Kawasaki -			
IDEAL LAP TIME : 1:00.717		BEST LAP TIME : 1:00.717		DIFFERENCE : 0.000		
LAP	SECTOR 1	SECTOR 2	LAP TIME	MPH	DIFF	TIME OF DAY
1 -		25.034	1:11.520	60.80	10.803	12:37:19.200
2 -	38.778	24.538	1:03.316	68.68	2.599	12:38:22.516
3 -	37.909	24.441	1:02.350	69.74	1.633	12:39:24.866
4 -	37.092	24.639	1:01.731	70.44	1.014	12:40:26.597
5 -	37.139	24.387	1:01.526 (2)	70.67	0.809	12:41:28.123
6 -	37.921	24.404	1:02.325	69.77	1.608	12:42:30.448
7 -	37.178	24.611	1:01.789	70.37	1.072	12:43:32.237
8 -	37.130	24.586	1:01.716	70.46	0.999	12:44:33.953
9 -	37.828	24.604	1:02.432	69.65	1.715	12:45:36.385
10 -	36.934	24.646	1:01.580 (3)	70.61	0.863	12:46:37.965
11 -	36.541	24.176	1:00.717 (1)	71.62		12:47:38.682
12 -	37.385	24.334	1:01.719	70.45	1.002	12:48:40.401

P10 4 J James DUTTON			Kawasaki -			
IDEAL LAP TIME : 1:01.089		BEST LAP TIME : 1:01.108		DIFFERENCE : 0.019		
LAP	SECTOR 1	SECTOR 2	LAP TIME	MPH	DIFF	TIME OF DAY
1 -		24.665	1:09.416	62.64	8.308	12:37:17.096
2 -	38.478	24.708	1:03.186	68.82	2.078	12:38:20.282
3 -	37.728	25.300	1:03.028	68.99	1.920	12:39:23.310
4 -	37.344	24.744	1:02.088	70.03	0.980	12:40:25.398
5 -	37.561	24.904	1:02.465	69.61	1.357	12:41:27.863
6 -	37.925	24.568	1:02.493	69.58	1.385	12:42:30.356
7 -	37.914	24.722	1:02.636	69.42	1.528	12:43:32.992
8 -	36.730	24.623	1:01.353 (2)	70.87	0.245	12:44:34.345
9 -	37.513	25.040	1:02.553	69.51	1.445	12:45:36.898
10 -	36.635	24.719	1:01.354 (3)	70.87	0.246	12:46:38.252
11 -	37.212	24.469	1:01.681	70.50	0.573	12:47:39.933
12 -	36.654	24.454	1:01.108 (1)	71.16		12:48:41.041

P11 28 S Leon STEWART			Kawasaki -			
IDEAL LAP TIME : 1:00.509		BEST LAP TIME : 1:00.802		DIFFERENCE : 0.293		
LAP	SECTOR 1	SECTOR 2	LAP TIME	MPH	DIFF	TIME OF DAY
1 -		25.190	1:10.789	61.42	9.987	12:37:18.469
2 -	38.083	24.564	1:02.647	69.41	1.845	12:38:21.116
3 -	36.716	24.681	1:01.397	70.82	0.595	12:39:22.513
4 -	37.544	25.187	1:02.731	69.32	1.929	12:40:25.244
5 -	37.458	25.005	1:02.463	69.61	1.661	12:41:27.707
6 -	37.623	24.378	1:02.001	70.13	1.199	12:42:29.708
7 -	38.694	27.117	1:05.811	66.07	5.009	12:43:35.519
8 -	36.598	24.204	1:00.802 (1)	71.52		12:44:36.321
9 -	36.675	24.611	1:01.286	70.95	0.484	12:45:37.607
10 -	36.305	24.827	1:01.132 (3)	71.13	0.330	12:46:38.739
11 -	36.504	24.349	1:00.853 (2)	71.46	0.051	12:47:39.592
12 -	37.165	24.568	1:01.733	70.44	0.931	12:48:41.325

P12 66 S Michael ALLEN			Kawasaki -			
IDEAL LAP TIME : 1:00.679		BEST LAP TIME : 1:00.757		DIFFERENCE : 0.078		
LAP	SECTOR 1	SECTOR 2	LAP TIME	MPH	DIFF	TIME OF DAY
1 -		25.760	1:12.623	59.87	11.866	12:37:20.303

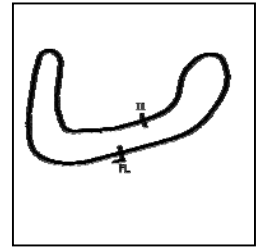
Weather / Track : Cloudy / Dry

Brands Hatch Indy
Circuit Length = 1.2079 miles
Start: 12:36 Flag 12:48 End: 12:49

BMCRC - MRO Championships 2018 - Rnd 1 @ Brands Hatch Indy

Team Green Junior Cup & Senior 300

RACE 7 - SECTOR ANALYSIS



SECTOR 1 = FL to I1, SECTOR 2 = I1 to FL, DIFF = Difference To Personal Best Lap, P = Crossed Finish Line in Pit Lane, D = Time Disallowed

2 -	39.259	25.260	1:04.519	67.40	3.762	12:38:24.822
3 -	37.216	24.682	1:01.898	70.25	1.141	12:39:26.720
4 -	37.003	24.408	1:01.411	70.81	0.654	12:40:28.131
5 -	37.456	24.488	1:01.944	70.20	1.187	12:41:30.075
6 -	37.132	24.318	1:01.450	70.76	0.693	12:42:31.525
7 -	37.656	26.428	1:04.084	67.85	3.327	12:43:35.609
8 -	36.802	23.955	1:00.757 (1)	71.57		12:44:36.366
9 -	36.724	24.543	1:01.267 (2)	70.97	0.510	12:45:37.633
10 -	36.843	24.439	1:01.282	70.96	0.525	12:46:38.915
11 -	36.919	24.361	1:01.280 (3)	70.96	0.523	12:47:40.195
12 -	36.826	24.571	1:01.397	70.82	0.640	12:48:41.592

P13	25 S	Leon JONES	Kawasaki - LCR Motorcycles
IDEAL LAP TIME : 1:00.519		BEST LAP TIME : 1:00.680	DIFFERENCE : 0.161

LAP	SECTOR 1	SECTOR 2	LAP TIME	MPH	DIFF	TIME OF DAY
1 -		25.850	1:12.973	59.59	12.293	12:37:20.653
2 -	38.943	25.366	1:04.309	67.62	3.629	12:38:24.962
3 -	37.753	24.567	1:02.320	69.77	1.640	12:39:27.282
4 -	37.286	24.553	1:01.839	70.32	1.159	12:40:29.121
5 -	36.667	24.578	1:01.245 (3)	71.00	0.565	12:41:30.366
6 -	37.034	24.846	1:01.880	70.27	1.200	12:42:32.246
7 -	36.994	26.144	1:03.138	68.87	2.458	12:43:35.384
8 -	37.272	24.398	1:01.670	70.51	0.990	12:44:37.054
9 -	36.175	24.505	1:00.680 (1)	71.66		12:45:37.734
10 -	36.943	24.452	1:01.395	70.82	0.715	12:46:39.129
11 -	37.318	24.344	1:01.662	70.52	0.982	12:47:40.791
12 -	36.525	24.568	1:01.093 (2)	71.18	0.413	12:48:41.884

P14	29 S	Charlie STONE	Kawasaki -
IDEAL LAP TIME : 1:00.916		BEST LAP TIME : 1:01.101	DIFFERENCE : 0.185

LAP	SECTOR 1	SECTOR 2	LAP TIME	MPH	DIFF	TIME OF DAY
1 -		25.392	1:10.703	61.50	9.602	12:37:18.383
2 -	39.262	24.770	1:04.032	67.91	2.931	12:38:22.415
3 -	38.077	25.119	1:03.196	68.81	2.095	12:39:25.611
4 -	37.659	24.702	1:02.361	69.73	1.260	12:40:27.972
5 -	37.561	24.336	1:01.897	70.25	0.796	12:41:29.869
6 -	37.097	24.435	1:01.532 (3)	70.67	0.431	12:42:31.401
7 -	37.745	25.355	1:03.100	68.91	1.999	12:43:34.501
8 -	36.779	24.322	1:01.101 (1)	71.17		12:44:35.602
9 -	36.850	25.056	1:01.906	70.24	0.805	12:45:37.508
10 -	36.689	24.627	1:01.316 (2)	70.92	0.215	12:46:38.824
11 -	37.320	24.227	1:01.547	70.65	0.446	12:47:40.371
12 -	36.800	24.894	1:01.694	70.48	0.593	12:48:42.065

P15	6 S	Martin COOPER	Kawasaki -
IDEAL LAP TIME : 1:00.927		BEST LAP TIME : 1:01.251	DIFFERENCE : 0.324

LAP	SECTOR 1	SECTOR 2	LAP TIME	MPH	DIFF	TIME OF DAY
1 -		25.560	1:12.936	59.62	11.685	12:37:20.616
2 -	37.859	24.918	1:02.777	69.27	1.526	12:38:23.393
3 -	37.765	24.773	1:02.538	69.53	1.287	12:39:25.931
4 -	37.001	24.750	1:01.751	70.42	0.500	12:40:27.682
5 -	36.636	24.777	1:01.413 (3)	70.80	0.162	12:41:29.095
6 -	37.504	24.666	1:02.170	69.94	0.919	12:42:31.265
7 -	38.223	26.214	1:04.437	67.48	3.186	12:43:35.702
8 -	37.477	24.532	1:02.009	70.12	0.758	12:44:37.711
9 -	36.566	24.685	1:01.251 (1)	70.99		12:45:38.962
10 -	36.710	24.637	1:01.347 (2)	70.88	0.096	12:46:40.309
11 -	37.214	24.605	1:01.819	70.34	0.568	12:47:42.128
12 -	36.395	25.036	1:01.431	70.78	0.180	12:48:43.559

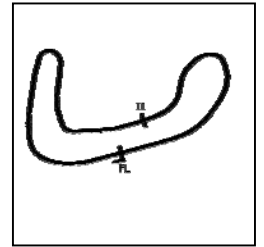
Weather / Track : Cloudy / Dry

Brands Hatch Indy
Circuit Length = 1.2079 miles
Start: 12:36 Flag 12:48 End: 12:49

BMCRC - MRO Championships 2018 - Rnd 1 @ Brands Hatch Indy

Team Green Junior Cup & Senior 300

RACE 7 - SECTOR ANALYSIS



SECTOR 1 = FL to I1, SECTOR 2 = I1 to FL, DIFF = Difference To Personal Best Lap, P = Crossed Finish Line in Pit Lane, D = Time Disallowed

P16 38 S Bob COUCHMAN			Kawasaki - Pinky Janey			
IDEAL LAP TIME : 1:01.716		BEST LAP TIME : 1:01.864	DIFFERENCE : 0.148			
LAP	SECTOR 1	SECTOR 2	LAP TIME	MPH	DIFF	TIME OF DAY
1 -		26.089	1:14.046	58.72	12.182	12:37:21.726
2 -	38.857	25.459	1:04.316	67.61	2.452	12:38:26.042
3 -	38.236	25.215	1:03.451	68.53	1.587	12:39:29.493
4 -	38.070	24.925	1:02.995	69.03	1.131	12:40:32.488
5 -	38.247	25.008	1:03.255	68.74	1.391	12:41:35.743
6 -	38.399	25.216	1:03.615	68.35	1.751	12:42:39.358
7 -	37.889	25.349	1:03.238	68.76	1.374	12:43:42.596
8 -	38.833	25.094	1:03.927	68.02	2.063	12:44:46.523
9 -	36.959	24.905	1:01.864 (1)	70.29		12:45:48.387
10 -	37.808	25.118	1:02.926	69.10	1.062	12:46:51.313
11 -	36.948	24.936	1:01.884 (2)	70.27	0.020	12:47:53.197
12 -	37.706	24.768	1:02.474 (3)	69.60	0.610	12:48:55.671

P17 88 S David COURT			Kawasaki -			
IDEAL LAP TIME : 1:02.289		BEST LAP TIME : 1:02.355	DIFFERENCE : 0.066			
LAP	SECTOR 1	SECTOR 2	LAP TIME	MPH	DIFF	TIME OF DAY
1 -		25.983	1:13.358	59.27	11.003	12:37:21.038
2 -	39.023	25.615	1:04.638	67.27	2.283	12:38:25.676
3 -	38.477	25.006	1:03.483	68.50	1.128	12:39:29.159
4 -	37.978	25.089	1:03.067	68.95	0.712	12:40:32.226
5 -	38.041	25.202	1:03.243	68.76	0.888	12:41:35.469
6 -	38.188	25.248	1:03.436	68.55	1.081	12:42:38.905
7 -	38.971	24.771	1:03.742	68.22	1.387	12:43:42.647
8 -	37.540	24.815	1:02.355 (1)	69.73		12:44:45.002
9 -	37.711	25.487	1:03.198	68.80	0.843	12:45:48.200
10 -	37.763	25.150	1:02.913	69.12	0.558	12:46:51.113
11 -	37.518	24.839	1:02.357 (2)	69.73	0.002	12:47:53.470
12 -	37.640	24.789	1:02.429 (3)	69.65	0.074	12:48:55.899

P18 23 J Joe ELLIS			Kawasaki -			
IDEAL LAP TIME : 1:02.225		BEST LAP TIME : 1:02.366	DIFFERENCE : 0.141			
LAP	SECTOR 1	SECTOR 2	LAP TIME	MPH	DIFF	TIME OF DAY
1 -		25.758	1:12.540	59.94	10.174	12:37:20.220
2 -	39.128	25.707	1:04.835	67.07	2.469	12:38:25.055
3 -	39.251	25.276	1:04.527	67.39	2.161	12:39:29.582
4 -	38.319	24.808	1:03.127	68.88	0.761	12:40:32.709
5 -	38.117	25.013	1:03.130	68.88	0.764	12:41:35.839
6 -	37.681	25.478	1:03.159	68.85	0.793	12:42:38.998
7 -	38.145	25.299	1:03.444	68.54	1.078	12:43:42.442
8 -	37.540	24.941	1:02.481 (3)	69.59	0.115	12:44:44.923
9 -	37.477	25.823	1:03.300	68.69	0.934	12:45:48.223
10 -	37.448	24.942	1:02.390 (2)	69.70	0.024	12:46:50.613
11 -	37.589	24.777	1:02.366 (1)	69.72		12:47:52.979
12 -	37.524	25.606	1:03.130	68.88	0.764	12:48:56.109

P19 70 S Sean HALL			Kawasaki - S and y ceramics			
IDEAL LAP TIME : 1:00.998		BEST LAP TIME : 1:00.998	DIFFERENCE : 0.000			
LAP	SECTOR 1	SECTOR 2	LAP TIME	MPH	DIFF	TIME OF DAY
1 -		25.877	1:13.638	59.05	12.640	12:37:21.318
2 -	38.852	25.836	1:04.688	67.22	3.690	12:38:26.006
3 -	38.757	26.039	1:04.796	67.11	3.798	12:39:30.802
4 -	37.833	25.064	1:02.897	69.13	1.899	12:40:33.699
5 -	37.751	24.951	1:02.702	69.35	1.704	12:41:36.401
6 -	38.118	25.009	1:03.127	68.88	2.129	12:42:39.528
7 -	38.497	25.094	1:03.591	68.38	2.593	12:43:43.119
8 -	38.731	26.352	1:05.083	66.81	4.085	12:44:48.202
9 -	37.138	24.773	1:01.911 (2)	70.23	0.913	12:45:50.113

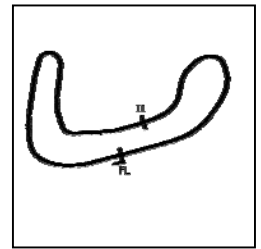
Weather / Track : Cloudy / Dry

Brands Hatch Indy
Circuit Length = 1.2079 miles
Start: 12:36 Flag 12:48 End: 12:49

BMCRC - MRO Championships 2018 - Rnd 1 @ Brands Hatch Indy

Team Green Junior Cup & Senior 300

RACE 7 - SECTOR ANALYSIS



SECTOR 1 = FL to I1, SECTOR 2 = I1 to FL, DIFF = Difference To Personal Best Lap, P = Crossed Finish Line in Pit Lane, D = Time Disallowed

10 -	37.865	25.553	1:03.418	68.57	2.420	12:46:53.531
11 -	36.473	24.525	1:00.998 (1)	71.29		12:47:54.529
12 -	36.948	25.256	1:02.204 (3)	69.90	1.206	12:48:56.733

P20	18 J	Indy OFFER	Kawasaki - Ace Osteopaths			
IDEAL LAP TIME : 1:03.164		BEST LAP TIME : 1:03.491	DIFFERENCE : 0.327			
LAP	SECTOR 1	SECTOR 2	LAP TIME	MPH	DIFF	TIME OF DAY

1 -		26.479	1:15.525	57.57	12.034	12:37:23.205
2 -	39.818	25.956	1:05.774	66.11	2.283	12:38:28.979
3 -	39.800	25.586	1:05.386	66.50	1.895	12:39:34.365
4 -	39.556	25.820	1:05.376	66.51	1.885	12:40:39.741
5 -	39.522	25.878	1:05.400	66.49	1.909	12:41:45.141
6 -	39.374	25.348	1:04.722	67.18	1.231	12:42:49.863
7 -	38.245	25.267	1:03.512 (2)	68.46	0.021	12:43:53.375
8 -	40.383	25.341	1:05.724	66.16	2.233	12:44:59.099
9 -	38.424	25.297	1:03.721 (3)	68.24	0.230	12:46:02.820
10 -	40.183	25.207	1:05.390	66.50	1.899	12:47:08.210
11 -	37.957	25.534	1:03.491 (1)	68.49		12:48:11.701

P21	122 S	Paul WILSON	Kawasaki -			
IDEAL LAP TIME : 1:04.309		BEST LAP TIME : 1:04.309	DIFFERENCE : 0.000			
LAP	SECTOR 1	SECTOR 2	LAP TIME	MPH	DIFF	TIME OF DAY

1 -		26.349	1:15.031	57.95	10.722	12:37:22.711
2 -	39.788	26.156	1:05.944	65.94	1.635	12:38:28.655
3 -	39.720	25.883	1:05.603	66.28	1.294	12:39:34.258
4 -	39.000	25.979	1:04.979 (3)	66.92	0.670	12:40:39.237
5 -	39.141	26.299	1:05.440	66.45	1.131	12:41:44.677
6 -	38.546	25.763	1:04.309 (1)	67.62		12:42:48.986
7 -	38.842	25.952	1:04.794 (2)	67.11	0.485	12:43:53.780
8 -	40.069	26.295	1:06.364	65.52	2.055	12:45:00.144
9 -	39.177	25.965	1:05.142	66.75	0.833	12:46:05.286
10 -	38.990	28.139	1:07.129	64.77	2.820	12:47:12.415
11 -	39.783	26.589	1:06.372	65.51	2.063	12:48:18.787

P22	44 S	Duane SUTCH	Kawasaki - Shawell Tuning and Racing Serv			
IDEAL LAP TIME : 1:03.805		BEST LAP TIME : 1:04.957	DIFFERENCE : 1.152			
LAP	SECTOR 1	SECTOR 2	LAP TIME	MPH	DIFF	TIME OF DAY

1 -		26.952	1:16.818	56.60	11.861	12:37:24.498
2 -	40.103	26.594	1:06.697	65.19	1.740	12:38:31.195
3 -	40.187	25.926	1:06.113	65.77	1.156	12:39:37.308
4 -	39.776	25.899	1:05.675	66.21	0.718	12:40:42.983
5 -	40.927	26.859	1:07.786	64.15	2.829	12:41:50.769
6 -	40.128	26.028	1:06.156	65.73	1.199	12:42:56.925
7 -	39.290	25.667	1:04.957 (1)	66.94		12:44:01.882
8 -	39.789	25.863	1:05.652	66.23	0.695	12:45:07.534
9 -	39.510	25.674	1:05.184 (3)	66.71	0.227	12:46:12.718
10 -	39.224	25.879	1:05.103 (2)	66.79	0.146	12:47:17.821
11 -	38.138	27.219	1:05.357	66.53	0.400	12:48:23.178

P23	17 J	Jordan HARRIS	Kawasaki -			
IDEAL LAP TIME : 1:04.831		BEST LAP TIME : 1:05.176	DIFFERENCE : 0.345			
LAP	SECTOR 1	SECTOR 2	LAP TIME	MPH	DIFF	TIME OF DAY

1 -		26.423	1:15.958	57.24	10.782	12:37:23.638
2 -	40.763	26.193	1:06.956	64.94	1.780	12:38:30.594
3 -	39.818	25.358	1:05.176 (1)	66.72		12:39:35.770
4 -	40.068	26.738	1:06.806	65.09	1.630	12:40:42.576
5 -	40.909	26.107	1:07.016	64.88	1.840	12:41:49.592
6 -	39.473	25.906	1:05.379 (2)	66.51	0.203	12:42:54.971
7 -	39.649	25.909	1:05.558 (3)	66.33	0.382	12:44:00.529
8 -	39.887	26.058	1:05.945	65.94	0.769	12:45:06.474

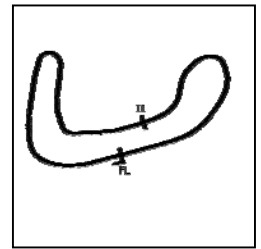
Weather / Track : Cloudy / Dry

Brands Hatch Indy
Circuit Length = 1.2079 miles
Start: 12:36 Flag 12:48 End: 12:49

BMCRC - MRO Championships 2018 - Rnd 1 @ Brands Hatch Indy

Team Green Junior Cup & Senior 300

RACE 7 - SECTOR ANALYSIS



SECTOR 1 = FL to I1, SECTOR 2 = I1 to FL, DIFF = Difference To Personal Best Lap, P = Crossed Finish Line in Pit Lane, D = Time Disallowed

9 -	40.618	26.213	1:06.831	65.06	1.655	12:46:13.305
10 -	39.873	26.434	1:06.307	65.58	1.131	12:47:19.612
11 -	39.854	25.969	1:05.823	66.06	0.647	12:48:25.435

P24 30 S		Malcolm HOWELL		Kawasaki -		
IDEAL LAP TIME : 1:04.645		BEST LAP TIME : 1:05.034		DIFFERENCE : 0.389		
LAP	SECTOR 1	SECTOR 2	LAP TIME	MPH	DIFF	TIME OF DAY
1 -		26.793	1:17.692	55.97	12.658	12:37:25.372
2 -	40.313	26.122	1:06.435	65.45	1.401	12:38:31.807
3 -	39.798	26.380	1:06.178	65.71	1.144	12:39:37.985
4 -	39.348	25.878	1:05.226 (2)	66.66	0.192	12:40:43.211
5 -	40.565	26.497	1:07.062	64.84	2.028	12:41:50.273
6 -	39.493	26.123	1:05.616 (3)	66.27	0.582	12:42:55.889
7 -	39.360	26.256	1:05.616 (3)	66.27	0.582	12:44:01.505
8 -	39.206	26.976	1:06.182	65.70	1.148	12:45:07.687
9 -	39.690	26.923	1:06.613	65.28	1.579	12:46:14.300
10 -	38.767	26.267	1:05.034 (1)	66.86		12:47:19.334
11 -	39.499	26.851	1:06.350	65.54	1.316	12:48:25.684

P25 83 J		Amy LOOMES		Kawasaki -		
IDEAL LAP TIME : 1:04.491		BEST LAP TIME : 1:04.491		DIFFERENCE : 0.000		
LAP	SECTOR 1	SECTOR 2	LAP TIME	MPH	DIFF	TIME OF DAY
1 -		27.586	1:20.482	54.03	15.991	12:37:28.162
2 -	41.100	26.789	1:07.889	64.05	3.398	12:38:36.051
3 -	39.816	26.227	1:06.043	65.84	1.552	12:39:42.094
4 -	39.758	26.300	1:06.058	65.83	1.567	12:40:48.152
5 -	39.946	26.682	1:06.628	65.26	2.137	12:41:54.780
6 -	39.834	26.245	1:06.079	65.80	1.588	12:43:00.859
7 -	39.486	26.162	1:05.648	66.24	1.157	12:44:06.507
8 -	39.406	26.169	1:05.575	66.31	1.084	12:45:12.082
9 -	39.476	26.075	1:05.551 (3)	66.33	1.060	12:46:17.633
10 -	39.248	25.941	1:05.189 (2)	66.70	0.698	12:47:22.822
11 -	39.050	25.441	1:04.491 (1)	67.42		12:48:27.313

P26 8 S		Graham TOWLER		Kawasaki - DW Racing		
IDEAL LAP TIME : 1:04.796		BEST LAP TIME : 1:04.796		DIFFERENCE : 0.000		
LAP	SECTOR 1	SECTOR 2	LAP TIME	MPH	DIFF	TIME OF DAY
1 -		26.734	1:18.422	55.45	13.626	12:37:26.102
2 -	40.847	26.373	1:07.220	64.69	2.424	12:38:33.322
3 -	40.266	26.591	1:06.857	65.04	2.061	12:39:40.179
4 -	40.595	26.651	1:07.246	64.66	2.450	12:40:47.425
5 -	40.148	26.931	1:07.079	64.82	2.283	12:41:54.504
6 -	39.753	26.385	1:06.138	65.75	1.342	12:43:00.642
7 -	39.407	26.170	1:05.577	66.31	0.781	12:44:06.219
8 -	39.432	26.153	1:05.585	66.30	0.789	12:45:11.804
9 -	39.528	25.918	1:05.446 (3)	66.44	0.650	12:46:17.250
10 -	39.423	25.934	1:05.357 (2)	66.53	0.561	12:47:22.607
11 -	38.967	25.829	1:04.796 (1)	67.11		12:48:27.403

P27 133 S		Peter WOOLFALL		Kawasaki - Salisbury Cleaning Services		
IDEAL LAP TIME : 1:06.041		BEST LAP TIME : 1:06.041		DIFFERENCE : 0.000		
LAP	SECTOR 1	SECTOR 2	LAP TIME	MPH	DIFF	TIME OF DAY
1 -		27.195	1:20.811	53.81	14.770	12:37:28.491
2 -	41.742	26.737	1:08.479	63.50	2.438	12:38:36.970
3 -	40.400	26.545	1:06.945	64.95	0.904	12:39:43.915
4 -	39.996	26.784	1:06.780	65.11	0.739	12:40:50.695
5 -	40.048	26.825	1:06.873	65.02	0.832	12:41:57.568
6 -	40.095	26.512	1:06.607 (3)	65.28	0.566	12:43:04.175
7 -	40.217	27.047	1:07.264	64.64	1.223	12:44:11.439
8 -	40.737	26.789	1:07.526	64.39	1.485	12:45:18.965

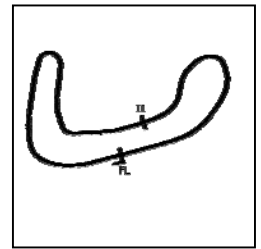
Weather / Track : Cloudy / Dry

Brands Hatch Indy
Circuit Length = 1.2079 miles
Start: 12:36 Flag 12:48 End: 12:49

BMCRC - MRO Championships 2018 - Rnd 1 @ Brands Hatch Indy

Team Green Junior Cup & Senior 300

RACE 7 - SECTOR ANALYSIS



SECTOR 1 = FL to I1, SECTOR 2 = I1 to FL, DIFF = Difference To Personal Best Lap, P = Crossed Finish Line in Pit Lane, D = Time Disallowed

9 -	39.724	26.317	1:06.041 (1)	65.84		12:46:25.006
10 -	40.161	26.826	1:06.987	64.91	0.946	12:47:31.993
11 -	39.759	26.770	1:06.529 (2)	65.36	0.488	12:48:38.522

P28	32 S	John MACKNESS	Kawasaki - ME			
IDEAL LAP TIME : 1:07.335		BEST LAP TIME : 1:07.335	DIFFERENCE : 0.000			
LAP	SECTOR 1	SECTOR 2	LAP TIME	MPH	DIFF	TIME OF DAY
1 -		27.718	1:23.306	52.19	15.971	12:37:30.986
2 -	41.891	27.058	1:08.949	63.06	1.614	12:38:39.935
3 -	41.146	26.899	1:08.045	63.90	0.710	12:39:47.980
4 -	40.903	26.572	1:07.475 (2)	64.44	0.140	12:40:55.455
5 -	41.015	26.603	1:07.618 (3)	64.31	0.283	12:42:03.073
6 -	40.808	26.527	1:07.335 (1)	64.58		12:43:10.408
7 -	41.545	27.167	1:08.712	63.28	1.377	12:44:19.120
8 -	41.398	27.160	1:08.558	63.42	1.223	12:45:27.678
9 -	41.419	26.944	1:08.363	63.61	1.028	12:46:36.041
10 -	41.682	26.636	1:08.318	63.65	0.983	12:47:44.359
11 -	41.691	26.851	1:08.542	63.44	1.207	12:48:52.901

P29	48 S	Kevin SABBARTON	Kawasaki -			
IDEAL LAP TIME : 1:04.251		BEST LAP TIME : 1:04.359	DIFFERENCE : 0.108			
LAP	SECTOR 1	SECTOR 2	LAP TIME	MPH	DIFF	TIME OF DAY
1 -		27.572	1:54.762	37.89	50.403	12:38:02.442
2 -	40.978	26.779	1:07.757	64.17	3.398	12:39:10.199
3 -	40.532	26.735	1:07.267	64.64	2.908	12:40:17.466
4 -	39.534	26.451	1:05.985	65.90	1.626	12:41:23.451
5 -	39.203	26.510	1:05.713	66.17	1.354	12:42:29.164
6 -	39.928	28.440	1:08.368	63.60	4.009	12:43:37.532
7 -	38.867	26.398	1:05.265 (3)	66.62	0.906	12:44:42.797
8 -	39.401	26.104	1:05.505	66.38	1.146	12:45:48.302
9 -	39.510	25.666	1:05.176 (2)	66.72	0.817	12:46:53.478
10 -	38.621	25.738	1:04.359 (1)	67.56		12:47:57.837
11 -	38.585	26.755	1:05.340	66.55	0.981	12:49:03.177

P30	11 S	Gary HARVEY	Kawasaki - NR Racing			
IDEAL LAP TIME : 1:10.530		BEST LAP TIME : 1:11.112	DIFFERENCE : 0.582			
LAP	SECTOR 1	SECTOR 2	LAP TIME	MPH	DIFF	TIME OF DAY
1 -		29.024	1:26.525	50.25	15.413	12:37:34.205
2 -	45.243	28.737	1:13.980	58.78	2.868	12:38:48.185
3 -	44.437	28.403	1:12.840	59.70	1.728	12:40:01.025
4 -	42.903	28.809	1:11.712	60.63	0.600	12:41:12.737
5 -	43.571	28.441	1:12.012	60.38	0.900	12:42:24.749
6 -	43.519	30.029	1:13.548	59.12	2.436	12:43:38.297
7 -	43.298	28.438	1:11.736	60.61	0.624	12:44:50.033
8 -	42.771	28.341	1:11.112 (1)	61.15		12:46:01.145
9 -	42.213	29.113	1:11.326 (2)	60.96	0.214	12:47:12.471
10 -	43.012	28.317	1:11.329 (3)	60.96	0.217	12:48:23.800

P31	33 J	Jarrold WRIGHT	Kawasaki - elp racing			
IDEAL LAP TIME : 1:03.342		BEST LAP TIME : 1:03.342	DIFFERENCE : 0.000			
LAP	SECTOR 1	SECTOR 2	LAP TIME	MPH	DIFF	TIME OF DAY
1 -		26.450	1:14.827	58.11	11.485	12:37:22.507
2 -	39.561	26.335	1:05.896	65.99	2.554	12:38:28.403
3 -	39.461	26.621	1:06.082	65.80	2.740	12:39:34.485
4 -	39.117	26.047	1:05.164 (3)	66.73	1.822	12:40:39.649
5 -	39.291	26.113	1:05.404	66.48	2.062	12:41:45.053
6 -	38.575	25.818	1:04.393 (2)	67.53	1.051	12:42:49.446
7 -	37.635	25.707	1:03.342 (1)	68.65		12:43:52.788

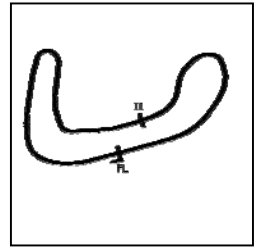
Weather / Track : Cloudy / Dry

Brands Hatch Indy
Circuit Length = 1.2079 miles
Start: 12:36 Flag 12:48 End: 12:49

BMCRC - MRO Championships 2018 - Rnd 1 @ Brands Hatch Indy

Team Green Junior Cup & Senior 300

RACE 7 - SECTOR ANALYSIS



SECTOR 1 = FL to I1, SECTOR 2 = I1 to FL, DIFF = Difference To Personal Best Lap, P = Crossed Finish Line in Pit Lane, D = Time Disallowed

P32 56 S		Michael STONE		Kawasaki -		
IDEAL LAP TIME :		BEST LAP TIME :		DIFFERENCE :		
LAP	SECTOR 1	SECTOR 2	LAP TIME	MPH	DIFF	TIME OF DAY
1 -		24.953	1:08.609	63.38		12:37:16.289

BMCRC - MRO Championships 2018 - Rnd 1 @ Brands Hatch Indy

Team Green Junior Cup & Senior 300

RACE 7 - BEST SECTORS

		SECTOR 1		SECTOR 2		IDEAL / BEST COMPARISON						
POS	NO	NAME	TIME	NO	NAME	TIME	POS	NO	NAME	IDEAL	BEST	DIFF
									PERFECT LAP	58.376		
1	86	KELMAN	35.134	86	KELMAN	23.242	1	86	KELMAN	58.376	58.782	0.406
2	76	PINSON	35.761	76	PINSON	23.740	2	76	PINSON	59.501	59.649	0.148
3	25	JONES	36.175	66	ALLEN	23.955	3	28	STEWART	1:00.509	1:00.802	0.293
4	28	STEWART	36.305	67	MORRIS	24.142	4	25	JONES	1:00.519	1:00.680	0.161
5	6	COOPER	36.395	861	JENNER	24.176	5	99	ROWLEY	1:00.642	1:00.865	0.223
6	99	ROWLEY	36.457	99	ROWLEY	24.185	6	66	ALLEN	1:00.679	1:00.757	0.078
7	70	HALL	36.473	28	STEWART	24.204	7	67	MORRIS	1:00.696	1:01.022	0.326
8	861	JENNER	36.541	29	STONE	24.227	8	861	JENNER	1:00.717	1:00.717	0.000
9	67	MORRIS	36.554	888	MORRIS	24.254	9	29	STONE	1:00.916	1:01.101	0.185
10	4	DUTTON	36.635	25	JONES	24.344	10	6	COOPER	1:00.927	1:01.251	0.324
11	62	BETTRIDGE	36.663	45	SHERIFF	24.347	11	888	MORRIS	1:00.943	1:01.256	0.313
12	888	MORRIS	36.689	20	DICKINSON	24.378	12	70	HALL	1:00.998	1:00.998	0.000
13	29	STONE	36.689	62	BETTRIDGE	24.447	13	45	SHERIFF	1:01.086	1:01.086	0.000
14	66	ALLEN	36.724	4	DUTTON	24.454	14	4	DUTTON	1:01.089	1:01.108	0.019
15	20	DICKINSON	36.731	70	HALL	24.525	15	20	DICKINSON	1:01.109	1:01.320	0.211
16	45	SHERIFF	36.739	6	COOPER	24.532	16	62	BETTRIDGE	1:01.110	1:01.252	0.142
17	38	COUCHMAN	36.948	38	COUCHMAN	24.768	17	38	COUCHMAN	1:01.716	1:01.864	0.148
18	23	ELLIS	37.448	88	COURT	24.771	18	23	ELLIS	1:02.225	1:02.366	0.141
19	88	COURT	37.518	23	ELLIS	24.777	19	88	COURT	1:02.289	1:02.355	0.066
20	33	WRIGHT	37.635	56	STONE	24.953	20	18	OFFER	1:03.164	1:03.491	0.327
21	18	OFFER	37.957	18	OFFER	25.207	21	33	WRIGHT	1:03.342	1:03.342	0.000
22	44	SUTCH	38.138	17	HARRIS	25.358	22	44	SUTCH	1:03.805	1:04.957	1.152
23	122	WILSON	38.546	83	LOOMES	25.441	23	48	SABBARTON	1:04.251	1:04.359	0.108
24	48	SABBARTON	38.585	48	SABBARTON	25.666	24	122	WILSON	1:04.309	1:04.309	0.000
25	30	HOWELL	38.767	44	SUTCH	25.667	25	83	LOOMES	1:04.491	1:04.491	0.000
26	8	TOWLER	38.967	33	WRIGHT	25.707	26	30	HOWELL	1:04.645	1:05.034	0.389
27	83	LOOMES	39.050	122	WILSON	25.763	27	8	TOWLER	1:04.796	1:04.796	0.000
28	17	HARRIS	39.473	8	TOWLER	25.829	28	17	HARRIS	1:04.831	1:05.176	0.345
29	133	WOOLFALL	39.724	30	HOWELL	25.878	29	133	WOOLFALL	1:06.041	1:06.041	0.000
30	32	MACKNESS	40.808	133	WOOLFALL	26.317	30	32	MACKNESS	1:07.335	1:07.335	0.000
31	11	HARVEY	42.213	32	MACKNESS	26.527	31	11	HARVEY	1:10.530	1:11.112	0.582
32				11	HARVEY	28.317	32	56	STONE			
33												

Weather / Track : Cloudy / Dry

Results can be found at www.tsl-timing.com

Brands Hatch Indy
 Circuit Length = 1.2079 miles
 Start: 12:36 Flag 12:48 End: 12:49

Printed - 12:50 Sunday, 11 March 2018

BMCRC - MRO Championships 2018 - Rnd 1 @ Brands Hatch Indy



Team Green Junior Cup & Senior 300

RACE 17 - GRID (12 Laps)

ROW 12	36		35	41 Kyal TINKER	34	26 Simon HART		
ROW 11		33	27 Andrew BUTTERS	32	56 Michael STONE	31	11 Gary HARVEY 1:11.112	
ROW 10		30	32 John MACKNESS 1:07.335	29	133 Peter WOOLFALL 1:06.041	28	17 Jordan HARRIS 1:05.176	
ROW 9			27	30 Malcolm HOWELL 1:05.034	26	44 Duane SUTCH 1:04.957	25	8 Graham TOWLER 1:04.796
ROW 8		24	83 Amy LOOMES 1:04.491	23	48 Kevin SABBARTON 1:04.359	22	122 Paul WILSON 1:04.309	
ROW 7			21	18 Indy OFFER 1:03.491	20	33 Jarrod WRIGHT 1:03.342	19	23 Joe ELLIS 1:02.366
ROW 6		18	88 David COURT 1:02.355	17	38 Bob COUCHMAN 1:01.864	16	20 Kai DICKINSON 1:01.320	
ROW 5			15	888 Jeff MORRIS 1:01.256	14	62 Nick BETTRIDGE 1:01.252	13	6 Martin COOPER 1:01.251
ROW 4		12	4 James DUTTON 1:01.108	11	29 Charlie STONE 1:01.101	10	45 Brandon SHERIFF 1:01.086	
ROW 3			9	67 Tony MORRIS 1:01.022	8	70 Sean HALL 1:00.998	7	99 Damian ROWLEY 1:00.865
ROW 2		6	28 Leon STEWART 1:00.802	5	66 Michael ALLEN 1:00.757	4	861 Owen JENNER 1:00.717	
ROW 1			3	25 Leon JONES 1:00.680	2	76 Elliot PINSON 59.649	1	86 Jamie KELMAN 58.782
							Pole	

Brands Hatch Indy
Circuit Length = 1.2079 miles

These results are provisional until the conclusion of any judicial and technical matters.

Clerk Of Course :	Timekeeper :
-------------------	--------------

Results can be found at www.tsl-timing.com

Printed - 12:52 Sunday, 11 March 2018



BMCRC-MRO Championships 2018



**Reactive Parts MRO Powerbikes inc BG
Products Clubman 1000**

Brands Hatch Indy Circuit

10th / 11th March 2018



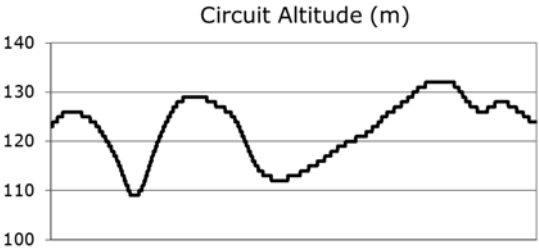
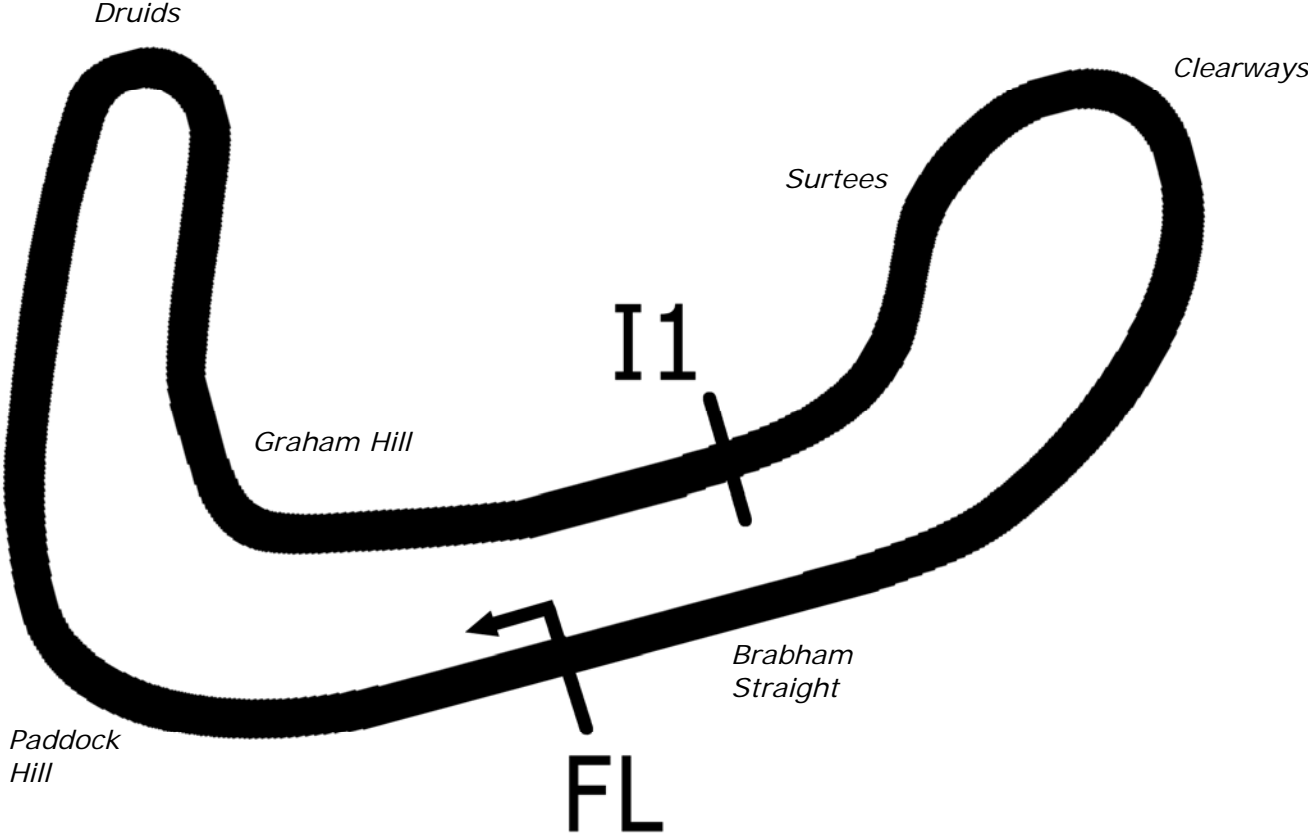
Results Provided by Timing Solutions Ltd
www.tsl-timing.com

Brands Hatch Indy



SPORTS TIMING

TIMING SOLUTIONS LTD



Length	1.2079 miles	1944.0 m	
FL		51.36032 N	0.26032 E
I1	1112m	51.35934 N	0.25955 E
Pit Entry	1669m	51.35911 N	0.25743 E
Pit Exit	83m after FL	51.36017 N	0.26051 E
Pit Entry–Pit Exit 332m, 19.9s @60kph, 14.9s @80kph			

BMCRC - MRO Championships 2018 - Rnd 1 @ Brands Hatch Indy

Reactive Parts MRO Powerbikes inc BG Products Clubman 1000

QUALIFYING - CLASSIFICATION



POS	NO	CL	PIC NAME	ENTRY	TIME	ON	LAPS	GAP	DIFF	MPH
1	30		1 Rob McNEALY	BMW - McNealy Brown Ltd	54.795	14	21			79.36
2	1		2 Joe MORPHETT	Yamaha -	55.157	20	20	0.362	0.362	78.84
3	88		3 John BUTLER	Kawasaki - Butler-Hills Ltd	55.294	16	18	0.499	0.137	78.64
4	3		4 Colin PARKER	Yamaha - Global Robots	55.464	10	13	0.669	0.170	78.40
5	99		5 Anthony JOHNSON	BMW - Bexhill gearboxes	56.266	9	9	1.471	0.802	77.28
6	28		6 Kelvin HOARE	Kawasaki - Southern and Country Roofing Ltd	56.280	16	17	1.485	0.014	77.26
7	47		7 Daryl DANCE	Yamaha - 2 brothers scaffolding/Dad	56.444	11	14	1.649	0.164	77.04
8	10	C	1 Paul WILBY	Yamaha - MOREMOTO	56.479	15	20	1.684	0.035	76.99
9	5		8 Kyle O'DONOVAN	Suzuki - Global Robots	56.521	11	20	1.726	0.042	76.93
10	71		9 Tom NORTON	Suzuki -	56.599	20	20	1.804	0.078	76.83
11	2		10 Peter BAKER	Kawasaki -	56.838	4	9	2.043	0.239	76.50
12	62	C	2 Kevin SILVAIN	Kawasaki - KSAUTOS	56.966	12	17	2.171	0.128	76.33
13	40	C	3 Aiden PATMORE	Kawasaki - MSS	57.054	9	10	2.259	0.088	76.21
14	148		11 Nicky WILSON	Ducati - Ducati Alton/carbon Conquest	57.093	17	18	2.298	0.039	76.16
15	42	C	4 Andy HORNBY	Kawasaki -	57.121	17	19	2.326	0.028	76.12
16	37	C	5 Aldo MORELLO	Yamaha - Bitstocks & Reveal	58.189	17	19	3.394	1.068	74.73
17	200	C	6 Scott HILLIARD	Kawasaki - me, myself and I	58.397	8	10	3.602	0.208	74.46
18	277	C	7 Adrian AVERRE	Yamaha - Ryders Alley Racing	58.571	10	19	3.776	0.174	74.24
19	8		12 John COUGHLAN	Aprilia - BIKERSWORLD	58.589	11	11	3.794	0.018	74.22
20	76		13 Jason BYARD	Suzuki - May Construction	59.023	8	9	4.228	0.434	73.67
21	55	C	8 Paul GARNER	Yamaha - A51 Racing	59.267	13	13	4.472	0.244	73.37
22	51		14 Michael HOGARTH	Kawasaki - WHR Racing	59.843	15	19	5.048	0.576	72.66
23	46	C	9 Simon GATES	Kawasaki - Team Kawafati	1:00.117	8	10	5.322	0.274	72.33
24	50	C	10 Dan WELFORD	Suzuki - SEG Sussex Electric Gates/ Vistec systems	1:00.159	8	10	5.364	0.042	72.28
25	32		15 Martin MORRIS	Kawasaki - Morris Racing, Resolve, S.R. Hobby	1:00.228	7	17	5.433	0.069	72.20
26	333	C	11 Andrew HOUGHTON	Kawasaki -	1:00.637	17	19	5.842	0.409	71.71
27	34	C	12 Jeremy NICHOLSON	Yamaha - Freshwater Estates	1:00.786	18	18	5.991	0.149	71.53
28	15	C	13 Mariusz SIEMIENIUK-JUZWIUK	BMW - BELMONT AUTO SERVICE	1:00.812	6	9	6.017	0.026	71.50
29	52	C	14 Lee BARRETT	Yamaha - LKJ contract cleaning & dad/mum	1:01.532	6	8	6.737	0.720	70.67
30	154	C	15 Michael WHISKER	BMW -	1:01.542	7	8	6.747	0.010	70.66
31	14	C	16 Steven YOUNG	Yamaha - WDE Recruitment	1:01.753	10	12	6.958	0.211	70.41
32	72		16 Michael O'BRIEN	Yamaha -	1:02.512	3	3	7.717	0.759	69.56
33	7	C	17 John DAVIS	Yamaha -	1:02.588	14	15	7.793	0.076	69.47
34	44	C	18 Kevan BARRETT	Kawasaki - LKJ Contracts	1:04.602	8	8	9.807	2.014	67.31
35	33	C	19 Carlo BOTTIGLIERI	Yamaha - TMT RACING	1:13.679	4	7	18.884	9.077	59.02

Brands Hatch Indy
Circuit Length = 1.2079 miles
Start: 10:32 Flag 10:52 End: 10:52

Weather / Track : Cloudy / Wet

These results are provisional until the conclusion of any judicial and technical matters.

Clerk Of Course :	Timekeeper :
-------------------	--------------

Results can be found at www.tsl-timing.com

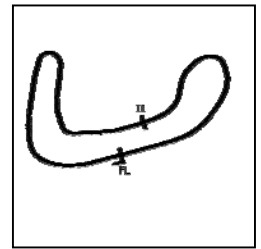
Printed - 10:53 Saturday, 10 March 2018



BMCRC - MRO Championships 2018 - Rnd 1 @ Brands Hatch Indy

Reactive Parts MRO Powerbikes inc BG Products Clubman 1000

QUALIFYING - SECTOR ANALYSIS



SECTOR 1 = FL to I1, SECTOR 2 = I1 to FL, DIFF = Difference To Personal Best Lap, P = Crossed Finish Line in Pit Lane, D = Time Disallowed

P1 30		Rob McNEALY		BMW - McNealy Brown Ltd			
IDEAL LAP TIME : 54.787		BEST LAP TIME : 54.795		DIFFERENCE : 0.008			
LAP	SECTOR 1	SECTOR 2	LAP TIME	MPH	DIFF	TIME OF DAY	
1 -	39.052	24.428	1:03.480	68.50	8.685	10:33:57.855	
2 -	36.736	23.938	1:00.674	71.67	5.879	10:34:58.529	
3 -	35.172	22.554	57.726	75.33	2.931	10:35:56.255	
4 -	34.110	22.590	56.700	76.69	1.905	10:36:52.955	
5 -	34.357	22.459	56.816	76.53	2.021	10:37:49.771	
6 -	33.846	22.720	56.566	76.87	1.771	10:38:46.337	
7 -	33.755	22.410	56.165	77.42	1.370	10:39:42.502	
8 -	33.936	22.398	56.334	77.19	1.539	10:40:38.836	
9 -	33.636	22.276	55.912	77.77	1.117	10:41:34.748	
10 -	33.960	22.861	56.821	76.53	2.026	10:42:31.569	
11 -	33.727	22.225	55.952	77.72	1.157	10:43:27.521	
12 -	33.785	22.331	56.116	77.49	1.321	10:44:23.637	
13 -	33.743	22.223	55.966	77.70	1.171	10:45:19.603	
14 -	32.899	21.896	54.795 (1)	79.36		10:46:14.398	
15 -	33.914	22.175	56.089	77.53	1.294	10:47:10.487	
16 -	33.561	21.923	55.484 (3)	78.37	0.689	10:48:05.971	
17 -	33.440	22.075	55.515	78.33	0.720	10:49:01.486	
18 -	32.891	22.501	55.392 (2)	78.50	0.597	10:49:56.878	
19 -	33.874	22.484	56.358	77.16	1.563	10:50:53.236	
20 -	33.447	22.409	55.856	77.85	1.061	10:51:49.092	
21 -	33.405	22.190	55.595	78.21	0.800	10:52:44.687	

P2 1		Joe MORPHETT		Yamaha -			
IDEAL LAP TIME : 55.141		BEST LAP TIME : 55.157		DIFFERENCE : 0.016			
LAP	SECTOR 1	SECTOR 2	LAP TIME	MPH	DIFF	TIME OF DAY	
1 -	41.383	25.461	1:06.844	65.05	11.687	10:33:56.410	
2 -	38.676	24.119	1:02.795	69.25	7.638	10:34:59.205	
3 -	36.365	23.334	59.699	72.84	4.542	10:35:58.904	
4 -	35.572	23.159	58.731	74.04	3.574	10:36:57.635	
5 -	35.223	23.332	58.555	74.26	3.398	10:37:56.190	
6 -	34.631	22.680	57.311	75.87	2.154	10:38:53.501	
7 -	34.229	22.659	56.888	76.44	1.731	10:39:50.389	
8 -	33.738	22.421	56.159	77.43	1.002	10:40:46.548	
9 -	33.981	23.584	57.565	75.54	2.408	10:41:44.113	
10 -	33.823	22.166	55.989	77.66	0.832	10:42:40.102	
11 -	33.394	22.497	55.891	77.80	0.734	10:43:35.993	
12 -	33.205	22.556	55.761	77.98	0.604	10:44:31.754	
13 -	33.038	22.204	55.242 (3)	78.71	0.085	10:45:26.996	
14 -	35.696	22.910	58.606	74.20	3.449	10:46:25.602	
15 -	33.648	22.655	56.303	77.23	1.146	10:47:21.905	
16 -	35.094	IN PIT	1:35.445 P	45.56	40.288	10:48:57.350	
17 -	OUTLAP	22.949	1:02.930	69.10	7.773	10:50:00.280	
18 -	33.637	22.475	56.112	77.49	0.955	10:50:56.392	
19 -	33.004	22.162	55.166 (2)	78.82	0.009	10:51:51.558	
20 -	33.020	22.137	55.157 (1)	78.84		10:52:46.715	

P3 88		John BUTLER		Kawasaki - Butler-Hills Ltd			
IDEAL LAP TIME : 55.054		BEST LAP TIME : 55.294		DIFFERENCE : 0.240			
LAP	SECTOR 1	SECTOR 2	LAP TIME	MPH	DIFF	TIME OF DAY	
1 -	38.165	23.984	1:02.149	69.97	6.855	10:33:51.644	
2 -	36.186	23.042	59.228	73.42	3.934	10:34:50.872	
3 -	35.000	22.481	57.481	75.65	2.187	10:35:48.353	
4 -	34.481	22.819	57.300	75.89	2.006	10:36:45.653	
5 -	35.322	23.375	58.697	74.08	3.403	10:37:44.350	
6 -	35.023	22.652	57.675	75.39	2.381	10:38:42.025	
7 -	34.206	22.601	56.807	76.55	1.513	10:39:38.832	
8 -	34.265	22.319	56.584	76.85	1.290	10:40:35.416	
9 -	34.290	22.664	56.954	76.35	1.660	10:41:32.370	

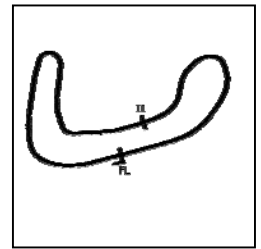
Weather / Track : Cloudy / Wet

Brands Hatch Indy
Circuit Length = 1.2079 miles
Start: 10:32 Flag 10:52 End: 10:52

BMCRC - MRO Championships 2018 - Rnd 1 @ Brands Hatch Indy

Reactive Parts MRO Powerbikes inc BG Products Clubman 1000

QUALIFYING - SECTOR ANALYSIS



SECTOR 1 = FL to I1, SECTOR 2 = I1 to FL, DIFF = Difference To Personal Best Lap, P = Crossed Finish Line in Pit Lane, D = Time Disallowed

10 -	33.875	IN PIT	3:00.319	P	24.11	2:05.025	10:44:32.689
11 -	OUTLAP	23.470	1:06.050		65.83	10.756	10:45:38.739
12 -	34.491	22.366	56.857		76.48	1.563	10:46:35.596
13 -	35.196	IN PIT	1:17.992	P	55.75	22.698	10:47:53.588
14 -	OUTLAP	22.436	59.283		73.35	3.989	10:48:52.871
15 -	33.581	21.964	55.545	(2)	78.28	0.251	10:49:48.416
16 -	33.090	22.204	55.294	(1)	78.64		10:50:43.710
17 -	33.345	22.365	55.710	(3)	78.05	0.416	10:51:39.420
18 -	33.632	22.345	55.977		77.68	0.683	10:52:35.397

P4 3		Colin PARKER		Yamaha - Global Robots			
IDEAL LAP TIME : 55.417		BEST LAP TIME : 55.464		DIFFERENCE : 0.047			
LAP	SECTOR 1	SECTOR 2	LAP TIME	MPH	DIFF	TIME OF DAY	
1 -	39.920	25.398	1:05.318	66.57	9.854	10:33:56.660	
2 -	36.343	23.440	59.783	72.73	4.319	10:34:56.443	
3 -	34.748	23.560	58.308	74.57	2.844	10:35:54.751	
4 -	34.643	23.104	57.747	75.30	2.283	10:36:52.498	
5 -	35.304	22.777	58.081	74.87	2.617	10:37:50.579	
6 -	34.029	22.901	56.930	76.38	1.466	10:38:47.509	
7 -	33.341	22.794	56.135	(3)	77.46	0.671	10:39:43.644
8 -	34.395	22.624	57.019	76.26	1.555	10:40:40.663	
9 -	33.345	22.268	55.613	(2)	78.19	0.149	10:41:36.276
10 -	33.149	22.315	55.464	(1)	78.40		10:42:31.740
11 -	33.977	23.749	57.726	75.33	2.262	10:43:29.466	
12 -	33.606	23.134	56.740	76.64	1.276	10:44:26.206	
13 -	33.958	24.184	58.142	74.79	2.678	10:45:24.348	

P5 99		Anthony JOHNSON		BMW - Bexhill gearboxes			
IDEAL LAP TIME : 56.266		BEST LAP TIME : 56.266		DIFFERENCE : 0.000			
LAP	SECTOR 1	SECTOR 2	LAP TIME	MPH	DIFF	TIME OF DAY	
1 -	41.010	25.331	1:06.341	65.54	10.075	10:34:17.285	
2 -	38.317	24.791	1:03.108	68.90	6.842	10:35:20.393	
3 -	36.443	24.216	1:00.659	71.68	4.393	10:36:21.052	
4 -	35.343	23.054	58.397	74.46	2.131	10:37:19.449	
5 -	34.328	22.970	57.298	(3)	75.89	1.032	10:38:16.747
6 -	34.864	23.537	58.401	74.46	2.135	10:39:15.148	
7 -	34.886	23.309	58.195	74.72	1.929	10:40:13.343	
8 -	34.287	22.691	56.978	(2)	76.32	0.712	10:41:10.321
9 -	33.901	22.365	56.266	(1)	77.28		10:42:06.587

P6 28		Kelvin HOARE		Kawasaki - Southern and Country Roofing Ltd			
IDEAL LAP TIME : 56.280		BEST LAP TIME : 56.280		DIFFERENCE : 0.000			
LAP	SECTOR 1	SECTOR 2	LAP TIME	MPH	DIFF	TIME OF DAY	
1 -	41.712	25.271	1:06.983	64.92	10.703	10:34:05.850	
2 -	38.527	24.259	1:02.786	69.26	6.506	10:35:08.636	
3 -	37.937	24.180	1:02.117	70.00	5.837	10:36:10.753	
4 -	36.596	24.044	1:00.640	71.71	4.360	10:37:11.393	
5 -	37.149	23.838	1:00.987	71.30	4.707	10:38:12.380	
6 -	36.360	24.308	1:00.668	71.67	4.388	10:39:13.048	
7 -	36.185	24.158	1:00.343	72.06	4.063	10:40:13.391	
8 -	36.674	23.906	1:00.580	71.78	4.300	10:41:13.971	
9 -	35.534	23.376	58.910	73.81	2.630	10:42:12.881	
10 -	35.560	23.929	59.489	73.09	3.209	10:43:12.370	
11 -	35.026	22.882	57.908	(2)	75.09	1.628	10:44:10.278
12 -	35.187	23.275	58.462	(3)	74.38	2.182	10:45:08.740
13 -	37.153	IN PIT	2:58.012	P	24.42	2:01.732	10:48:06.752
14 -	OUTLAP	24.720	1:06.615	65.27	10.335	10:49:13.367	
15 -	35.945	22.797	58.742	74.02	2.462	10:50:12.109	
16 -	34.044	22.236	56.280	(1)	77.26		10:51:08.389
17 -	37.433	23.217	1:00.650	71.69	4.370	10:52:09.039	

Weather / Track : Cloudy / Wet

Brands Hatch Indy
Circuit Length = 1.2079 miles
Start: 10:32 Flag 10:52 End: 10:52

BMCRC - MRO Championships 2018 - Rnd 1 @ Brands Hatch Indy

Reactive Parts MRO Powerbikes inc BG Products Clubman 1000

QUALIFYING - SECTOR ANALYSIS



SECTOR 1 = FL to I1, SECTOR 2 = I1 to FL, DIFF = Difference To Personal Best Lap, P = Crossed Finish Line in Pit Lane, D = Time Disallowed

P7 47 Daryl DANCE		Yamaha - 2 brothers scaffolding/Dad				
IDEAL LAP TIME : 56.421		BEST LAP TIME : 56.444		DIFFERENCE : 0.023		
LAP	SECTOR 1	SECTOR 2	LAP TIME	MPH	DIFF	TIME OF DAY
1 -	38.618	23.994	1:02.612	69.45	6.168	10:33:47.598
2 -	36.222	23.616	59.838	72.67	3.394	10:34:47.436
3 -	35.661	23.152	58.813	73.93	2.369	10:35:46.249
4 -	35.579	22.938	58.517	74.31	2.073	10:36:44.766
5 -	36.390	23.542	59.932	72.55	3.488	10:37:44.698
6 -	35.071	22.799	57.870	75.14	1.426	10:38:42.568
7 -	34.636	22.622	57.258	75.94	0.814	10:39:39.826
8 -	40.396	IN PIT	2:19.998 P	31.06	1:23.554	10:41:59.824
9 -	OUTLAP	23.296	1:05.523	66.36	9.079	10:43:05.347
10 -	35.513	22.632	58.145	74.78	1.701	10:44:03.492
11 -	34.157	22.287	56.444 (1)	77.04		10:44:59.936
12 -	34.520	22.604	57.124 (3)	76.12	0.680	10:45:57.060
13 -	34.747	22.442	57.189	76.03	0.745	10:46:54.249
14 -	34.134	22.473	56.607 (2)	76.82	0.163	10:47:50.856

P8 10 C Paul WILBY		Yamaha - MOREMOTO				
IDEAL LAP TIME : 56.479		BEST LAP TIME : 56.479		DIFFERENCE : 0.000		
LAP	SECTOR 1	SECTOR 2	LAP TIME	MPH	DIFF	TIME OF DAY
1 -	42.339	26.322	1:08.661	63.33	12.182	10:34:13.591
2 -	38.438	24.126	1:02.564	69.50	6.085	10:35:16.155
3 -	36.566	23.830	1:00.396	72.00	3.917	10:36:16.551
4 -	35.213	23.024	58.237	74.67	1.758	10:37:14.788
5 -	35.319	23.325	58.644	74.15	2.165	10:38:13.432
6 -	35.038	23.604	58.642	74.15	2.163	10:39:12.074
7 -	35.445	22.761	58.206	74.71	1.727	10:40:10.280
8 -	34.815	22.520	57.335	75.84	0.856	10:41:07.615
9 -	35.005	23.258	58.263	74.63	1.784	10:42:05.878
10 -	34.873	23.825	58.698	74.08	2.219	10:43:04.576
11 -	36.250	23.202	59.452	73.14	2.973	10:44:04.028
12 -	34.168	22.355	56.523 (2)	76.93	0.044	10:45:00.551
13 -	34.160	22.582	56.742 (3)	76.63	0.263	10:45:57.293
14 -	34.803	22.690	57.493	75.63	1.014	10:46:54.786
15 -	34.129	22.350	56.479 (1)	76.99		10:47:51.265
16 -	36.094	22.953	59.047	73.64	2.568	10:48:50.312
17 -	34.494	22.890	57.384	75.78	0.905	10:49:47.696
18 -	34.647	22.973	57.620	75.47	1.141	10:50:45.316
19 -	35.050	23.080	58.130	74.80	1.651	10:51:43.446
20 -	34.306	22.974	57.280	75.91	0.801	10:52:40.726

P9 5 Kyle O'DONOVAN		Suzuki - Global Robots				
IDEAL LAP TIME : 56.439		BEST LAP TIME : 56.521		DIFFERENCE : 0.082		
LAP	SECTOR 1	SECTOR 2	LAP TIME	MPH	DIFF	TIME OF DAY
1 -	38.736	24.053	1:02.789	69.25	6.268	10:33:52.926
2 -	35.708	23.318	59.026	73.67	2.505	10:34:51.952
3 -	35.410	23.292	58.702	74.07	2.181	10:35:50.654
4 -	34.939	22.802	57.741	75.31	1.220	10:36:48.395
5 -	35.714	23.276	58.990	73.71	2.469	10:37:47.385
6 -	34.709	23.625	58.334	74.54	1.813	10:38:45.719
7 -	34.953	22.899	57.852	75.16	1.331	10:39:43.571
8 -	35.291	23.187	58.478	74.36	1.957	10:40:42.049
9 -	36.351	23.965	1:00.316	72.09	3.795	10:41:42.365
10 -	34.439	22.388	56.827	76.52	0.306	10:42:39.192
11 -	34.111	22.410	56.521 (1)	76.93		10:43:35.713
12 -	34.962	22.867	57.829	75.19	1.308	10:44:33.542
13 -	34.785	22.879	57.664	75.41	1.143	10:45:31.206
14 -	35.775	23.693	59.468	73.12	2.947	10:46:30.674
15 -	36.565	23.958	1:00.523	71.85	4.002	10:47:31.197
16 -	35.526	22.776	58.302	74.58	1.781	10:48:29.499

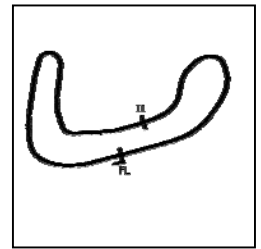
Weather / Track : Cloudy / Wet

Brands Hatch Indy
Circuit Length = 1.2079 miles
Start: 10:32 Flag 10:52 End: 10:52

BMCRC - MRO Championships 2018 - Rnd 1 @ Brands Hatch Indy

Reactive Parts MRO Powerbikes inc BG Products Clubman 1000

QUALIFYING - SECTOR ANALYSIS



SECTOR 1 = FL to I1, SECTOR 2 = I1 to FL, DIFF = Difference To Personal Best Lap, P = Crossed Finish Line in Pit Lane, D = Time Disallowed

17 -	34.760	22.949	57.709	75.35	1.188	10:49:27.208
18 -	34.324	22.378	56.702 (2)	76.69	0.181	10:50:23.910
19 -	34.061	22.783	56.844	76.50	0.323	10:51:20.754
20 -	34.137	22.596	56.733 (3)	76.65	0.212	10:52:17.487

P10 71		Tom NORTON		Suzuki -			
IDEAL LAP TIME : 56.599		BEST LAP TIME : 56.599		DIFFERENCE : 0.000			
LAP	SECTOR 1	SECTOR 2	LAP TIME	MPH	DIFF	TIME OF DAY	
1 -	41.372	25.552	1:06.924	64.97	10.325	10:34:02.623	
2 -	38.583	24.470	1:03.053	68.96	6.454	10:35:05.676	
3 -	37.375	23.991	1:01.366	70.86	4.767	10:36:07.042	
4 -	36.816	23.661	1:00.477	71.90	3.878	10:37:07.519	
5 -	36.795	23.554	1:00.349	72.05	3.750	10:38:07.868	
6 -	36.724	23.858	1:00.582	71.78	3.983	10:39:08.450	
7 -	35.973	23.366	59.339	73.28	2.740	10:40:07.789	
8 -	35.434	23.672	59.106	73.57	2.507	10:41:06.895	
9 -	35.464	23.912	59.376	73.23	2.777	10:42:06.271	
10 -	36.624	24.266	1:00.890	71.41	4.291	10:43:07.161	
11 -	35.716	23.565	59.281	73.35	2.682	10:44:06.442	
12 -	35.115	23.326	58.441	74.41	1.842	10:45:04.883	
13 -	35.142	22.902	58.044	74.91	1.445	10:46:02.927	
14 -	34.583	22.917	57.500 (3)	75.62	0.901	10:47:00.427	
15 -	34.605	23.721	58.326	74.55	1.727	10:47:58.753	
16 -	34.907	23.280	58.187	74.73	1.588	10:48:56.940	
17 -	34.877	23.273	58.150	74.78	1.551	10:49:55.090	
18 -	34.615	22.899	57.514	75.60	0.915	10:50:52.604	
19 -	34.714	22.720	57.434 (2)	75.71	0.835	10:51:50.038	
20 -	33.923	22.676	56.599 (1)	76.83		10:52:46.637	

P11 2		Peter BAKER		Kawasaki -			
IDEAL LAP TIME : 56.370		BEST LAP TIME : 56.838		DIFFERENCE : 0.468			
LAP	SECTOR 1	SECTOR 2	LAP TIME	MPH	DIFF	TIME OF DAY	
1 -	40.171	24.566	1:04.737	67.17	7.899	10:33:57.244	
2 -	36.658	23.744	1:00.402	71.99	3.564	10:34:57.646	
3 -	35.059	23.075	58.134	74.80	1.296	10:35:55.780	
4 -	34.149	22.689	56.838 (1)	76.50		10:36:52.618	
5 -	35.142	22.384	57.526	75.59	0.688	10:37:50.144	
6 -	34.241	22.939	57.180 (3)	76.05	0.342	10:38:47.324	
7 -	34.442	22.739	57.181	76.04	0.343	10:39:44.505	
8 -	34.786	23.422	58.208	74.70	1.370	10:40:42.713	
9 -	34.082	22.933	57.015 (2)	76.27	0.177	10:41:39.728	

P12 62 C		Kevin SILVAIN		Kawasaki - KSAUTOS			
IDEAL LAP TIME : 56.966		BEST LAP TIME : 56.966		DIFFERENCE : 0.000			
LAP	SECTOR 1	SECTOR 2	LAP TIME	MPH	DIFF	TIME OF DAY	
1 -	41.078	26.295	1:07.373	64.54	10.407	10:34:09.230	
2 -	38.455	24.996	1:03.451	68.53	6.485	10:35:12.681	
3 -	36.443	24.190	1:00.633	71.72	3.667	10:36:13.314	
4 -	36.205	23.773	59.978	72.50	3.012	10:37:13.292	
5 -	36.102	24.006	1:00.108	72.34	3.142	10:38:13.400	
6 -	35.567	24.454	1:00.021	72.45	3.055	10:39:13.421	
7 -	36.625	23.734	1:00.359	72.04	3.393	10:40:13.780	
8 -	36.851	24.352	1:01.203	71.05	4.237	10:41:14.983	
9 -	36.662	23.731	1:00.393	72.00	3.427	10:42:15.376	
10 -	35.803	23.643	59.446	73.15	2.480	10:43:14.822	
11 -	35.662	23.598	59.260	73.38	2.294	10:44:14.082	
12 -	34.164	22.802	56.966 (1)	76.33		10:45:11.048	
13 -	34.954	23.231	58.185 (3)	74.73	1.219	10:46:09.233	
14 -	35.335	IN PIT	3:19.623 P	21.78	2:22.657	10:49:28.856	
15 -	OUTLAP	23.603	1:06.396	65.49	9.430	10:50:35.252	
16 -	36.003	23.128	59.131	73.54	2.165	10:51:34.383	
17 -	34.406	23.222	57.628 (2)	75.45	0.662	10:52:32.011	

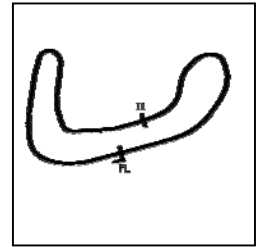
Weather / Track : Cloudy / Wet

Brands Hatch Indy
Circuit Length = 1.2079 miles
Start: 10:32 Flag 10:52 End: 10:52

BMCRC - MRO Championships 2018 - Rnd 1 @ Brands Hatch Indy

Reactive Parts MRO Powerbikes inc BG Products Clubman 1000

QUALIFYING - SECTOR ANALYSIS



SECTOR 1 = FL to I1, SECTOR 2 = I1 to FL, DIFF = Difference To Personal Best Lap, P = Crossed Finish Line in Pit Lane, D = Time Disallowed

P13 40 C Aiden PATMORE			Kawasaki - MSS			
IDEAL LAP TIME : 57.054		BEST LAP TIME : 57.054		DIFFERENCE : 0.000		
LAP	SECTOR 1	SECTOR 2	LAP TIME	MPH	DIFF	TIME OF DAY
1 -	40.861	25.668	1:06.529	65.36	9.475	10:34:03.339
2 -	38.071	24.532	1:02.603	69.46	5.549	10:35:05.942
3 -	35.698	24.485	1:00.183	72.25	3.129	10:36:06.125
4 -	35.340	23.788	59.128	73.54	2.074	10:37:05.253
5 -	35.204	23.672	58.876	73.86	1.822	10:38:04.129
6 -	35.324	23.597	58.921	73.80	1.867	10:39:03.050
7 -	34.490	23.087	57.577 (2)	75.52	0.523	10:40:00.627
8 -	34.633	23.593	58.226 (3)	74.68	1.172	10:40:58.853
9 -	34.077	22.977	57.054 (1)	76.21		10:41:55.907
10 -	40.277	26.643	1:06.920	64.98	9.866	10:43:02.827

P14 148 Nicky WILSON			Ducati - Ducati Alton/carbon Conquest			
IDEAL LAP TIME : 57.093		BEST LAP TIME : 57.093		DIFFERENCE : 0.000		
LAP	SECTOR 1	SECTOR 2	LAP TIME	MPH	DIFF	TIME OF DAY
1 -	41.843	24.832	1:06.675	65.22	9.582	10:34:17.118
2 -	38.828	25.342	1:04.170	67.76	7.077	10:35:21.288
3 -	37.100	24.553	1:01.653	70.53	4.560	10:36:22.941
4 -	37.206	23.928	1:01.134	71.13	4.041	10:37:24.075
5 -	37.288	24.781	1:02.069	70.06	4.976	10:38:26.144
6 -	35.995	23.379	59.374	73.24	2.281	10:39:25.518
7 -	36.731	23.759	1:00.490	71.88	3.397	10:40:26.008
8 -	35.313	22.900	58.213	74.70	1.120	10:41:24.221
9 -	35.477	23.044	58.521	74.30	1.428	10:42:22.742
10 -	35.537	23.577	59.114	73.56	2.021	10:43:21.856
11 -	35.513	23.552	59.065	73.62	1.972	10:44:20.921
12 -	37.112	23.189	1:00.301	72.11	3.208	10:45:21.222
13 -	34.968	22.796	57.764 (3)	75.28	0.671	10:46:18.986
14 -	36.016	IN PIT	2:05.625 P	34.61	1:08.532	10:48:24.611
15 -	OUTLAP	23.344	1:08.248	63.71	11.155	10:49:32.859
16 -	34.736	22.618	57.354 (2)	75.82	0.261	10:50:30.213
17 -	34.579	22.514	57.093 (1)	76.16		10:51:27.306
18 -	35.625	23.302	58.927	73.79	1.834	10:52:26.233

P15 42 C Andy HORNBY			Kawasaki -			
IDEAL LAP TIME : 57.041		BEST LAP TIME : 57.121		DIFFERENCE : 0.080		
LAP	SECTOR 1	SECTOR 2	LAP TIME	MPH	DIFF	TIME OF DAY
1 -	42.240	26.657	1:08.897	63.11	11.776	10:34:15.428
2 -	39.962	26.004	1:05.966	65.92	8.845	10:35:21.394
3 -	38.508	24.699	1:03.207	68.79	6.086	10:36:24.601
4 -	38.010	25.605	1:03.615	68.35	6.494	10:37:28.216
5 -	37.564	24.003	1:01.567	70.63	4.446	10:38:29.783
6 -	36.787	24.064	1:00.851	71.46	3.730	10:39:30.634
7 -	36.794	24.051	1:00.845	71.47	3.724	10:40:31.479
8 -	36.952	23.951	1:00.903	71.40	3.782	10:41:32.382
9 -	35.851	23.263	59.114	73.56	1.993	10:42:31.496
10 -	35.383	24.625	1:00.008	72.46	2.887	10:43:31.504
11 -	36.197	24.009	1:00.206	72.22	3.085	10:44:31.710
12 -	35.730	23.350	59.080	73.60	1.959	10:45:30.790
13 -	35.230	22.948	58.178	74.74	1.057	10:46:28.968
14 -	37.851	24.851	1:02.702	69.35	5.581	10:47:31.670
15 -	35.553	23.396	58.949	73.76	1.828	10:48:30.619
16 -	34.497	22.923	57.420 (3)	75.73	0.299	10:49:28.039
17 -	34.549	22.572	57.121 (1)	76.12		10:50:25.160
18 -	34.469	22.895	57.364 (2)	75.80	0.243	10:51:22.524
19 -	35.555	22.915	58.470	74.37	1.349	10:52:20.994

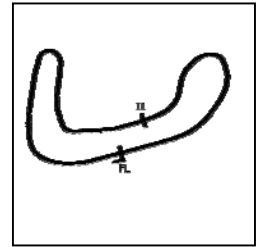
Weather / Track : Cloudy / Wet

Brands Hatch Indy
Circuit Length = 1.2079 miles
Start: 10:32 Flag 10:52 End: 10:52

BMCRC - MRO Championships 2018 - Rnd 1 @ Brands Hatch Indy

Reactive Parts MRO Powerbikes inc BG Products Clubman 1000

QUALIFYING - SECTOR ANALYSIS



SECTOR 1 = FL to I1, SECTOR 2 = I1 to FL, DIFF = Difference To Personal Best Lap, P = Crossed Finish Line in Pit Lane, D = Time Disallowed

P16 37 C Aldo MORELLO		Yamaha - Bitstocks & Reveal				
IDEAL LAP TIME : 57.970		BEST LAP TIME : 58.189		DIFFERENCE : 0.219		
LAP	SECTOR 1	SECTOR 2	LAP TIME	MPH	DIFF	TIME OF DAY
1 -	40.912	25.421	1:06.333	65.55	8.144	10:34:06.302
2 -	38.876	24.496	1:03.372	68.62	5.183	10:35:09.674
3 -	37.540	24.026	1:01.566	70.63	3.377	10:36:11.240
4 -	37.395	23.727	1:01.122	71.14	2.933	10:37:12.362
5 -	37.496	23.978	1:01.474	70.73	3.285	10:38:13.836
6 -	36.896	24.039	1:00.935	71.36	2.746	10:39:14.771
7 -	36.738	24.092	1:00.830	71.48	2.641	10:40:15.601
8 -	36.564	23.852	1:00.416	71.97	2.227	10:41:16.017
9 -	36.814	23.833	1:00.647	71.70	2.458	10:42:16.664
10 -	37.480	24.174	1:01.654	70.53	3.465	10:43:18.318
11 -	37.072	24.159	1:01.231	71.01	3.042	10:44:19.549
12 -	36.613	23.763	1:00.376	72.02	2.187	10:45:19.925
13 -	35.077	23.351	58.428 (3)	74.42	0.239	10:46:18.353
14 -	35.506	23.009	58.515	74.31	0.326	10:47:16.868
15 -	35.743	23.896	59.639	72.91	1.450	10:48:16.507
16 -	35.804	23.016	58.820	73.93	0.631	10:49:15.327
17 -	35.296	22.893	58.189 (1)	74.73		10:50:13.516
18 -	35.253	23.032	58.285 (2)	74.60	0.096	10:51:11.801
19 -	36.396	23.157	59.553	73.02	1.364	10:52:11.354

P17 200 C Scott HILLIARD		Kawasaki - me, myself and I				
IDEAL LAP TIME : 58.397		BEST LAP TIME : 58.397		DIFFERENCE : 0.000		
LAP	SECTOR 1	SECTOR 2	LAP TIME	MPH	DIFF	TIME OF DAY
1 -	41.693	26.296	1:07.989	63.96	9.592	10:34:13.414
2 -	39.821	25.902	1:05.723	66.16	7.326	10:35:19.137
3 -	36.856	25.163	1:02.019	70.11	3.622	10:36:21.156
4 -	36.776	23.372	1:00.148	72.29	1.751	10:37:21.304
5 -	35.407	23.145	58.552 (2)	74.26	0.155	10:38:19.856
6 -	35.852	23.292	59.144 (3)	73.52	0.747	10:39:19.000
7 -	36.439	23.459	59.898	72.60	1.501	10:40:18.898
8 -	35.324	23.073	58.397 (1)	74.46		10:41:17.295
9 -	36.542	24.295	1:00.837	71.47	2.440	10:42:18.132
10 -	36.642	25.181	1:01.823	70.33	3.426	10:43:19.955

P18 277 C Adrian AVERRE		Yamaha - Ryders Alley Racing				
IDEAL LAP TIME : 58.128		BEST LAP TIME : 58.571		DIFFERENCE : 0.443		
LAP	SECTOR 1	SECTOR 2	LAP TIME	MPH	DIFF	TIME OF DAY
1 -	42.623	27.308	1:09.931	62.18	11.360	10:34:12.806
2 -	40.125	25.870	1:05.995	65.89	7.424	10:35:18.801
3 -	38.950	24.059	1:03.009	69.01	4.438	10:36:21.810
4 -	37.980	23.965	1:01.945	70.20	3.374	10:37:23.755
5 -	36.860	24.110	1:00.970	71.32	2.399	10:38:24.725
6 -	36.696	23.976	1:00.672	71.67	2.101	10:39:25.397
7 -	36.464	24.498	1:00.962	71.33	2.391	10:40:26.359
8 -	36.383	22.981	59.364 (3)	73.25	0.793	10:41:25.723
9 -	36.096	24.061	1:00.157	72.28	1.586	10:42:25.880
10 -	35.147	23.424	58.571 (1)	74.24		10:43:24.451
11 -	36.510	23.464	59.974	72.50	1.403	10:44:24.425
12 -	36.413	24.074	1:00.487	71.89	1.916	10:45:24.912
13 -	38.588	24.829	1:03.417	68.57	4.846	10:46:28.329
14 -	36.664	23.710	1:00.374	72.02	1.803	10:47:28.703
15 -	35.695	23.909	59.604	72.95	1.033	10:48:28.307
16 -	36.006	23.645	59.651	72.90	1.080	10:49:27.958
17 -	36.039	23.362	59.401	73.20	0.830	10:50:27.359
18 -	35.944	23.659	59.603	72.95	1.032	10:51:26.962
19 -	35.680	23.466	59.146 (2)	73.52	0.575	10:52:26.108

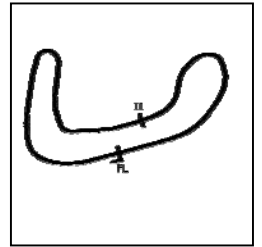
Weather / Track : Cloudy / Wet

Brands Hatch Indy
Circuit Length = 1.2079 miles
Start: 10:32 Flag 10:52 End: 10:52

BMCRC - MRO Championships 2018 - Rnd 1 @ Brands Hatch Indy

Reactive Parts MRO Powerbikes inc BG Products Clubman 1000

QUALIFYING - SECTOR ANALYSIS



SECTOR 1 = FL to I1, SECTOR 2 = I1 to FL, DIFF = Difference To Personal Best Lap, P = Crossed Finish Line in Pit Lane, D = Time Disallowed

P19 8		John COUGHLAN		Aprilia - BIKERSWORLD		
IDEAL LAP TIME : 58.589		BEST LAP TIME : 58.589		DIFFERENCE : 0.000		
LAP	SECTOR 1	SECTOR 2	LAP TIME	MPH	DIFF	TIME OF DAY
1 -	41.682	25.922	1:07.604	64.32	9.015	10:34:09.586
2 -	37.999	24.349	1:02.348	69.74	3.759	10:35:11.934
3 -	36.799	23.917	1:00.716	71.62	2.127	10:36:12.650
4 -	36.534	23.578	1:00.112	72.34	1.523	10:37:12.762
5 -	36.403	23.903	1:00.306	72.10	1.717	10:38:13.068
6 -	36.626	23.955	1:00.581	71.78	1.992	10:39:13.649
7 -	36.421	24.124	1:00.545	71.82	1.956	10:40:14.194
8 -	36.465	24.297	1:00.762	71.56	2.173	10:41:14.956
9 -	36.518	23.504	1:00.022 (2)	72.45	1.433	10:42:14.978
10 -	36.178	23.859	1:00.037 (3)	72.43	1.448	10:43:15.015
11 -	35.214	23.375	58.589 (1)	74.22		10:44:13.604

P20 76		Jason BYARD		Suzuki - May Construction		
IDEAL LAP TIME : 58.966		BEST LAP TIME : 59.023		DIFFERENCE : 0.057		
LAP	SECTOR 1	SECTOR 2	LAP TIME	MPH	DIFF	TIME OF DAY
1 -	41.455	25.176	1:06.631	65.26	7.608	10:34:03.905
2 -	38.070	24.593	1:02.663	69.39	3.640	10:35:06.568
3 -	37.158	23.911	1:01.069	71.20	2.046	10:36:07.637
4 -	36.742	23.796	1:00.538	71.83	1.515	10:37:08.175
5 -	37.922	23.627	1:01.549	70.65	2.526	10:38:09.724
6 -	37.198	24.984	1:02.182	69.93	3.159	10:39:11.906
7 -	36.590	23.803	1:00.393 (3)	72.00	1.370	10:40:12.299
8 -	35.875	23.148	59.023 (1)	73.67		10:41:11.322
9 -	35.818	23.296	59.114 (2)	73.56	0.091	10:42:10.436

P21 55 C		Paul GARNER		Yamaha - A51 Racing		
IDEAL LAP TIME : 59.267		BEST LAP TIME : 59.267		DIFFERENCE : 0.000		
LAP	SECTOR 1	SECTOR 2	LAP TIME	MPH	DIFF	TIME OF DAY
1 -	42.449	25.110	1:07.559	64.36	8.292	10:33:57.417
2 -	38.145	24.173	1:02.318	69.78	3.051	10:34:59.735
3 -	37.448	24.165	1:01.613	70.57	2.346	10:36:01.348
4 -	37.099	23.915	1:01.014	71.27	1.747	10:37:02.362
5 -	37.044	23.919	1:00.963	71.33	1.696	10:38:03.325
6 -	36.736	23.514	1:00.250 (3)	72.17	0.983	10:39:03.575
7 -	36.355	23.558	59.913 (2)	72.58	0.646	10:40:03.488
8 -	38.603	IN PIT	5:15.592 P	13.77	4:16.325	10:45:19.080
9 -	OUTLAP	23.956	1:11.216	61.06	11.949	10:46:30.296
10 -	37.899	25.488	1:03.387	68.60	4.120	10:47:33.683
11 -	36.640	25.668	1:02.308	69.79	3.041	10:48:35.991
12 -	36.586	23.678	1:00.264	72.15	0.997	10:49:36.255
13 -	35.846	23.421	59.267 (1)	73.37		10:50:35.522

P22 51		Michael HOGARTH		Kawasaki - WHR Racing		
IDEAL LAP TIME : 59.407		BEST LAP TIME : 59.843		DIFFERENCE : 0.436		
LAP	SECTOR 1	SECTOR 2	LAP TIME	MPH	DIFF	TIME OF DAY
1 -	42.027	25.608	1:07.635	64.29	7.792	10:34:07.962
2 -	37.964	24.233	1:02.197	69.91	2.354	10:35:10.159
3 -	37.462	24.033	1:01.495	70.71	1.652	10:36:11.654
4 -	36.504	23.837	1:00.341	72.06	0.498	10:37:11.995
5 -	36.171	23.848	1:00.019 (2)	72.45	0.176	10:38:12.014
6 -	36.112	24.472	1:00.584	71.77	0.741	10:39:12.598
7 -	36.271	24.271	1:00.542	71.82	0.699	10:40:13.140
8 -	37.247	24.200	1:01.447	70.76	1.604	10:41:14.587
9 -	36.369	23.935	1:00.304	72.11	0.461	10:42:14.891
10 -	37.640	24.024	1:01.664	70.52	1.821	10:43:16.555
11 -	36.272	24.452	1:00.724	71.61	0.881	10:44:17.279
12 -	36.254	24.364	1:00.618	71.73	0.775	10:45:17.897

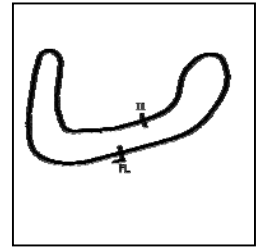
Weather / Track : Cloudy / Wet

Brands Hatch Indy
Circuit Length = 1.2079 miles
Start: 10:32 Flag 10:52 End: 10:52

BMCRC - MRO Championships 2018 - Rnd 1 @ Brands Hatch Indy

Reactive Parts MRO Powerbikes inc BG Products Clubman 1000

QUALIFYING - SECTOR ANALYSIS



SECTOR 1 = FL to I1, SECTOR 2 = I1 to FL, DIFF = Difference To Personal Best Lap, P = Crossed Finish Line in Pit Lane, D = Time Disallowed

13 -	36.426	23.961	1:00.387	72.01	0.544	10:46:18.284
14 -	36.463	23.699	1:00.162	72.28	0.319	10:47:18.446
15 -	35.942	23.901	59.843 (1)	72.66		10:48:18.289
16 -	36.055	24.094	1:00.149 (3)	72.29	0.306	10:49:18.438
17 -	36.004	24.159	1:00.163	72.28	0.320	10:50:18.601
18 -	36.384	24.351	1:00.735	71.59	0.892	10:51:19.336
19 -	35.708	24.607	1:00.315	72.09	0.472	10:52:19.651

P23	46 C	Simon GATES	Kawasaki - Team Kawafati			
IDEAL LAP TIME : 1:00.055		BEST LAP TIME : 1:00.117	DIFFERENCE : 0.062			
LAP	SECTOR 1	SECTOR 2	LAP TIME	MPH	DIFF	TIME OF DAY
1 -	40.777	25.353	1:06.130	65.75	6.013	10:34:06.463
2 -	38.903	24.578	1:03.481	68.50	3.364	10:35:09.944
3 -	37.959	24.453	1:02.412	69.67	2.295	10:36:12.356
4 -	37.374	24.305	1:01.679	70.50	1.562	10:37:14.035
5 -	36.990	23.811	1:00.801	71.52	0.684	10:38:14.836
6 -	36.515	23.734	1:00.249 (2)	72.17	0.132	10:39:15.085
7 -	36.755	24.285	1:01.040	71.24	0.923	10:40:16.125
8 -	36.321	23.796	1:00.117 (1)	72.33		10:41:16.242
9 -	36.840	23.817	1:00.657 (3)	71.69	0.540	10:42:16.899
10 -	37.586	24.478	1:02.064	70.06	1.947	10:43:18.963

P24	50 C	Dan WELFORD	Suzuki - SEG Sussex Electric Gates/ Vistec systems			
IDEAL LAP TIME : 1:00.077		BEST LAP TIME : 1:00.159	DIFFERENCE : 0.082			
LAP	SECTOR 1	SECTOR 2	LAP TIME	MPH	DIFF	TIME OF DAY
1 -	40.761	26.274	1:07.035	64.87	6.876	10:34:16.769
2 -	38.625	25.150	1:03.775	68.18	3.616	10:35:20.544
3 -	37.686	25.254	1:02.940	69.09	2.781	10:36:23.484
4 -	37.630	24.330	1:01.960	70.18	1.801	10:37:25.444
5 -	36.643	24.313	1:00.956	71.34	0.797	10:38:26.400
6 -	37.214	24.366	1:01.580	70.61	1.421	10:39:27.980
7 -	36.231	24.350	1:00.581 (3)	71.78	0.422	10:40:28.561
8 -	36.051	24.108	1:00.159 (1)	72.28		10:41:28.720
9 -	36.452	24.026	1:00.478 (2)	71.90	0.319	10:42:29.198
10 -	36.768	25.217	1:01.985	70.15	1.826	10:43:31.183

P25	32	Martin MORRIS	Kawasaki - Morris Racing, Resolve, S.R. Hobby			
IDEAL LAP TIME : 59.986		BEST LAP TIME : 1:00.228	DIFFERENCE : 0.242			
LAP	SECTOR 1	SECTOR 2	LAP TIME	MPH	DIFF	TIME OF DAY
1 -	41.653	25.688	1:07.341	64.57	7.113	10:34:16.811
2 -	39.438	26.639	1:06.077	65.81	5.849	10:35:22.888
3 -	37.603	24.223	1:01.826	70.33	1.598	10:36:24.714
4 -	38.309	25.364	1:03.673	68.29	3.445	10:37:28.387
5 -	39.425	23.978	1:03.403	68.58	3.175	10:38:31.790
6 -	37.763	23.942	1:01.705	70.47	1.477	10:39:33.495
7 -	36.511	23.717	1:00.228 (1)	72.20		10:40:33.723
8 -	38.817	IN PIT	2:35.880 P	27.89	1:35.652	10:43:09.603
9 -	OUTLAP	23.911	1:17.170	56.35	16.942	10:44:26.773
10 -	36.269	24.009	1:00.278 (2)	72.14	0.050	10:45:27.051
11 -	36.996	24.599	1:01.595	70.59	1.367	10:46:28.646
12 -	37.704	23.881	1:01.585	70.61	1.357	10:47:30.231
13 -	36.706	23.995	1:00.701 (3)	71.63	0.473	10:48:30.932
14 -	37.908	24.157	1:02.065	70.06	1.837	10:49:32.997
15 -	37.674	23.750	1:01.424	70.79	1.196	10:50:34.421
16 -	37.197	23.832	1:01.029	71.25	0.801	10:51:35.450
17 -	37.601	23.862	1:01.463	70.75	1.235	10:52:36.913

P26	333 C	Andrew HOUGHTON	Kawasaki -			
IDEAL LAP TIME : 1:00.279		BEST LAP TIME : 1:00.637	DIFFERENCE : 0.358			
LAP	SECTOR 1	SECTOR 2	LAP TIME	MPH	DIFF	TIME OF DAY

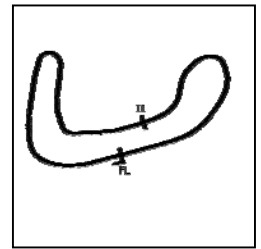
Weather / Track : Cloudy / Wet

Brands Hatch Indy
Circuit Length = 1.2079 miles
Start: 10:32 Flag 10:52 End: 10:52

BMCRC - MRO Championships 2018 - Rnd 1 @ Brands Hatch Indy

Reactive Parts MRO Powerbikes inc BG Products Clubman 1000

QUALIFYING - SECTOR ANALYSIS



SECTOR 1 = FL to I1, SECTOR 2 = I1 to FL, DIFF = Difference To Personal Best Lap, P = Crossed Finish Line in Pit Lane, D = Time Disallowed

1 -	OUTLAP	24.949	1:09.521	62.55	8.884	10:33:59.037
2 -	38.636	24.783	1:03.419	68.56	2.782	10:35:02.456
3 -	37.729	24.623	1:02.352	69.74	1.715	10:36:04.808
4 -	36.999	23.893	1:00.892	71.41	0.255	10:37:05.700
5 -	36.603	24.147	1:00.750 (2)	71.58	0.113	10:38:06.450
6 -	38.564	24.955	1:03.519	68.46	2.882	10:39:09.969
7 -	37.674	24.549	1:02.223	69.88	1.586	10:40:12.192
8 -	37.541	24.309	1:01.850	70.30	1.213	10:41:14.042
9 -	38.289	24.114	1:02.403	69.68	1.766	10:42:16.445
10 -	37.460	24.281	1:01.741	70.43	1.104	10:43:18.186
11 -	37.055	24.299	1:01.354	70.87	0.717	10:44:19.540
12 -	39.540	25.510	1:05.050	66.85	4.413	10:45:24.590
13 -	38.538	25.597	1:04.135	67.80	3.498	10:46:28.725
14 -	38.597	24.687	1:03.284	68.71	2.647	10:47:32.009
15 -	38.134	26.470	1:04.604	67.31	3.967	10:48:36.613
16 -	36.814	24.260	1:01.074	71.20	0.437	10:49:37.687
17 -	36.780	23.857	1:00.637 (1)	71.71		10:50:38.324
18 -	36.867	24.407	1:01.274	70.96	0.637	10:51:39.598
19 -	36.422	24.347	1:00.769 (3)	71.55	0.132	10:52:40.367

P27	34 C	Jeremy NICHOLSON	Yamaha - Freshwater Estates
IDEAL LAP TIME : 1:00.716		BEST LAP TIME : 1:00.786	DIFFERENCE : 0.070

LAP	SECTOR 1	SECTOR 2	LAP TIME	MPH	DIFF	TIME OF DAY
1 -	43.232	27.606	1:10.838	61.38	10.052	10:34:22.459
2 -	41.720	27.995	1:09.715	62.37	8.929	10:35:32.174
3 -	40.589	26.494	1:07.083	64.82	6.297	10:36:39.257
4 -	40.260	26.033	1:06.293	65.59	5.507	10:37:45.550
5 -	39.286	25.098	1:04.384	67.54	3.598	10:38:49.934
6 -	38.936	25.429	1:04.365	67.56	3.579	10:39:54.299
7 -	38.331	24.791	1:03.122	68.89	2.336	10:40:57.421
8 -	37.562	24.545	1:02.107	70.01	1.321	10:41:59.528
9 -	38.161	26.001	1:04.162	67.77	3.376	10:43:03.690
10 -	38.258	24.677	1:02.935	69.09	2.149	10:44:06.625
11 -	38.009	24.825	1:02.834	69.20	2.048	10:45:09.459
12 -	37.984	24.442	1:02.426	69.66	1.640	10:46:11.885
13 -	37.940	24.551	1:02.491	69.58	1.705	10:47:14.376
14 -	37.838	24.507	1:02.345	69.75	1.559	10:48:16.721
15 -	37.212	23.965	1:01.177 (2)	71.08	0.391	10:49:17.898
16 -	37.477	24.264	1:01.741	70.43	0.955	10:50:19.639
17 -	37.217	24.506	1:01.723 (3)	70.45	0.937	10:51:21.362
18 -	36.751	24.035	1:00.786 (1)	71.53		10:52:22.148

P28	15 C	Mariusz SIEMIENIUK-JUZWIK	BMW - BELMONT AUTO SERVICE
IDEAL LAP TIME : 1:00.657		BEST LAP TIME : 1:00.812	DIFFERENCE : 0.155

LAP	SECTOR 1	SECTOR 2	LAP TIME	MPH	DIFF	TIME OF DAY
1 -	42.956	26.386	1:09.342	62.71	8.530	10:34:09.652
2 -	39.171	25.456	1:04.627	67.28	3.815	10:35:14.279
3 -	37.353	24.998	1:02.351	69.74	1.539	10:36:16.630
4 -	37.220	24.290	1:01.510	70.69	0.698	10:37:18.140
5 -	36.937	24.137	1:01.074 (2)	71.20	0.262	10:38:19.214
6 -	36.827	23.985	1:00.812 (1)	71.50		10:39:20.026
7 -	36.672	24.456	1:01.128 (3)	71.13	0.316	10:40:21.154
8 -	37.068	24.917	1:01.985	70.15	1.173	10:41:23.139
9 -	38.217	25.667	1:03.884	68.07	3.072	10:42:27.023

P29	52 C	Lee BARRETT	Yamaha - LKJ contract cleaning & dad/mum
IDEAL LAP TIME : 1:00.989		BEST LAP TIME : 1:01.532	DIFFERENCE : 0.543

LAP	SECTOR 1	SECTOR 2	LAP TIME	MPH	DIFF	TIME OF DAY
1 -	40.870	25.341	1:06.211	65.67	4.679	10:34:01.220
2 -	38.029	24.767	1:02.796	69.24	1.264	10:35:04.016
3 -	37.360	24.738	1:02.098	70.02	0.566	10:36:06.114
4 -	37.116	24.443	1:01.559 (2)	70.64	0.027	10:37:07.673

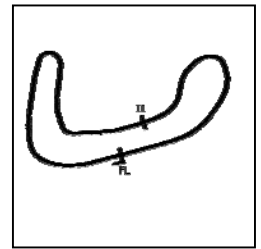
Weather / Track : Cloudy / Wet

Brands Hatch Indy
Circuit Length = 1.2079 miles
Start: 10:32 Flag 10:52 End: 10:52

BMCRC - MRO Championships 2018 - Rnd 1 @ Brands Hatch Indy

Reactive Parts MRO Powerbikes inc BG Products Clubman 1000

QUALIFYING - SECTOR ANALYSIS



SECTOR 1 = FL to I1, SECTOR 2 = I1 to FL, DIFF = Difference To Personal Best Lap, P = Crossed Finish Line in Pit Lane, D = Time Disallowed

5 -	37.590	24.027	1:01.617 (3)	70.57	0.085	10:38:09.290
6 -	36.962	24.570	1:01.532 (1)	70.67		10:39:10.822
7 -	37.347	24.723	1:02.070	70.05	0.538	10:40:12.892
8 -	38.314	24.716	1:03.030	68.99	1.498	10:41:15.922

P30 154 C		Michael WHISKER		BMW -			
IDEAL LAP TIME : 1:01.509		BEST LAP TIME : 1:01.542		DIFFERENCE : 0.033			
LAP	SECTOR 1	SECTOR 2	LAP TIME	MPH	DIFF	TIME OF DAY	
1 -	41.785	27.285	1:09.070	62.95	7.528	10:34:13.106	
2 -	39.588	24.936	1:04.524	67.39	2.982	10:35:17.630	
3 -	37.622	25.663	1:03.285	68.71	1.743	10:36:20.915	
4 -	38.075	24.393	1:02.468	69.61	0.926	10:37:23.383	
5 -	37.747	24.778	1:02.525	69.54	0.983	10:38:25.908	
6 -	37.456	24.874	1:02.330 (2)	69.76	0.788	10:39:28.238	
7 -	37.116	24.426	1:01.542 (1)	70.66		10:40:29.780	
8 -	37.937	24.411	1:02.348 (3)	69.74	0.806	10:41:32.128	

P31 14 C		Steven YOUNG		Yamaha - WDE Recruitment			
IDEAL LAP TIME : 1:01.492		BEST LAP TIME : 1:01.753		DIFFERENCE : 0.261			
LAP	SECTOR 1	SECTOR 2	LAP TIME	MPH	DIFF	TIME OF DAY	
1 -	OUTLAP	25.286	1:10.102	62.03	8.349	10:40:41.569	
2 -	37.855	25.009	1:02.864	69.17	1.111	10:41:44.433	
3 -	37.285	24.587	1:01.872 (2)	70.28	0.119	10:42:46.305	
4 -	37.531	24.826	1:02.357	69.73	0.604	10:43:48.662	
5 -	37.387	25.618	1:03.005	69.01	1.252	10:44:51.667	
6 -	37.428	24.910	1:02.338	69.75	0.585	10:45:54.005	
7 -	38.061	24.355	1:02.416	69.67	0.663	10:46:56.421	
8 -	37.653	24.582	1:02.235	69.87	0.482	10:47:58.656	
9 -	37.471	24.501	1:01.972 (3)	70.17	0.219	10:49:00.628	
10 -	37.546	24.207	1:01.753 (1)	70.41		10:50:02.381	
11 -	37.421	24.868	1:02.289	69.81	0.536	10:51:04.670	
12 -	37.404	24.799	1:02.203	69.90	0.450	10:52:06.873	

P32 72		Michael O'BRIEN		Yamaha -			
IDEAL LAP TIME : 1:02.512		BEST LAP TIME : 1:02.512		DIFFERENCE : 0.000			
LAP	SECTOR 1	SECTOR 2	LAP TIME	MPH	DIFF	TIME OF DAY	
1 -	42.558	26.686	1:09.244 (3)	62.80	6.732	10:34:24.002	
2 -	39.972	26.285	1:06.257 (2)	65.63	3.745	10:35:30.259	
3 -	37.746	24.766	1:02.512 (1)	69.56		10:36:32.771	

P33 7 C		John DAVIS		Yamaha -			
IDEAL LAP TIME : 1:02.588		BEST LAP TIME : 1:02.588		DIFFERENCE : 0.000			
LAP	SECTOR 1	SECTOR 2	LAP TIME	MPH	DIFF	TIME OF DAY	
1 -	43.812	27.634	1:11.446	60.86	8.858	10:34:13.007	
2 -	42.582	27.689	1:10.271	61.88	7.683	10:35:23.278	
3 -	41.990	27.157	1:09.147	62.88	6.559	10:36:32.425	
4 -	41.665	26.530	1:08.195	63.76	5.607	10:37:40.620	
5 -	41.195	26.341	1:07.536	64.38	4.948	10:38:48.156	
6 -	40.054	26.455	1:06.509	65.38	3.921	10:39:54.665	
7 -	40.637	25.584	1:06.221	65.66	3.633	10:41:00.886	
8 -	39.903	26.061	1:05.964	65.92	3.376	10:42:06.850	
9 -	39.659	26.642	1:06.301	65.58	3.713	10:43:13.151	
10 -	39.845	25.957	1:05.802	66.08	3.214	10:44:18.953	
11 -	39.903	25.339	1:05.242	66.65	2.654	10:45:24.195	
12 -	38.701	25.252	1:03.953	67.99	1.365	10:46:28.148	
13 -	38.501	24.828	1:03.329 (2)	68.66	0.741	10:47:31.477	
14 -	37.772	24.816	1:02.588 (1)	69.47		10:48:34.065	
15 -	38.581	24.957	1:03.538 (3)	68.44	0.950	10:49:37.603	

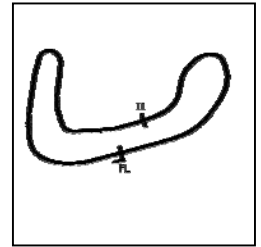
Weather / Track : Cloudy / Wet

Brands Hatch Indy
Circuit Length = 1.2079 miles
Start: 10:32 Flag 10:52 End: 10:52

BMCRC - MRO Championships 2018 - Rnd 1 @ Brands Hatch Indy

Reactive Parts MRO Powerbikes inc BG Products Clubman 1000

QUALIFYING - SECTOR ANALYSIS



SECTOR 1 = FL to I1, SECTOR 2 = I1 to FL, DIFF = Difference To Personal Best Lap, P = Crossed Finish Line in Pit Lane, D = Time Disallowed

P34 44 C		Kevan BARRETT		Kawasaki - LKJ Contracts			
IDEAL LAP TIME : 1:04.556		BEST LAP TIME : 1:04.602		DIFFERENCE : 0.046			
LAP	SECTOR 1	SECTOR 2	LAP TIME	MPH	DIFF	TIME OF DAY	
1 -	42.139	25.866	1:08.005	63.94	3.403	10:34:07.829	
2 -	40.501	25.962	1:06.463	65.42	1.861	10:35:14.292	
3 -	40.503	25.903	1:06.406	65.48	1.804	10:36:20.698	
4 -	41.294	25.996	1:07.290	64.62	2.688	10:37:27.988	
5 -	40.363	25.759	1:06.122	65.76	1.520	10:38:34.110	
6 -	39.435	25.322	1:04.757 (2)	67.15	0.155	10:39:38.867	
7 -	39.821	25.542	1:05.363 (3)	66.53	0.761	10:40:44.230	
8 -	39.234	25.368	1:04.602 (1)	67.31		10:41:48.832	

P35 33 C		Carlo BOTTIGLIERI		Yamaha - TMT RACING			
IDEAL LAP TIME : 1:13.440		BEST LAP TIME : 1:13.679		DIFFERENCE : 0.239			
LAP	SECTOR 1	SECTOR 2	LAP TIME	MPH	DIFF	TIME OF DAY	
1 -	47.674	29.699	1:17.373	56.20	3.694	10:34:17.214	
2 -	46.035	29.243	1:15.278	57.76	1.599	10:35:32.492	
3 -	45.367	28.477	1:13.844 (2)	58.88	0.165	10:36:46.336	
4 -	44.963	28.716	1:13.679 (1)	59.02		10:38:00.015	
5 -	45.791	28.575	1:14.366 (3)	58.47	0.687	10:39:14.381	
6 -	45.381	29.432	1:14.813	58.12	1.134	10:40:29.194	
7 -	46.632	29.330	1:15.962	57.24	2.283	10:41:45.156	

Weather / Track : Cloudy / Wet

Brands Hatch Indy
Circuit Length = 1.2079 miles
Start: 10:32 Flag 10:52 End: 10:52

BMCRC - MRO Championships 2018 - Rnd 1 @ Brands Hatch Indy

Reactive Parts MRO Powerbikes inc BG Products Clubman 1000

QUALIFYING - BEST SECTORS

SECTOR 1				SECTOR 2				IDEAL / BEST COMPARISON				
POS	NO	NAME	TIME	NO	NAME	TIME	POS	NO	NAME	IDEAL	BEST	DIFF
									PERFECT LAP	54.787		
1	30	McNEALY	32.891	30	McNEALY	21.896	1	30	McNEALY	54.787	54.795	0.008
2	1	MORPHETT	33.004	88	BUTLER	21.964	2	88	BUTLER	55.054	55.294	0.240
3	88	BUTLER	33.090	1	MORPHETT	22.137	3	1	MORPHETT	55.141	55.157	0.016
4	3	PARKER	33.149	28	HOARE	22.236	4	3	PARKER	55.417	55.464	0.047
5	99	JOHNSON	33.901	3	PARKER	22.268	5	99	JOHNSON	56.266	56.266	0.000
6	71	NORTON	33.923	47	DANCE	22.287	6	28	HOARE	56.280	56.280	0.000
7	2	BAKER	33.986	10	WILBY	22.350	7	2	BAKER	56.370	56.838	0.468
8	28	HOARE	34.044	99	JOHNSON	22.365	8	47	DANCE	56.421	56.444	0.023
9	5	O'DONOVAN	34.061	5	O'DONOVAN	22.378	9	5	O'DONOVAN	56.439	56.521	0.082
10	40	PATMORE	34.077	2	BAKER	22.384	10	10	WILBY	56.479	56.479	0.000
11	10	WILBY	34.129	148	WILSON	22.514	11	71	NORTON	56.599	56.599	0.000
12	47	DANCE	34.134	42	HORNBY	22.572	12	62	SILVAIN	56.966	56.966	0.000
13	62	SILVAIN	34.164	71	NORTON	22.676	13	42	HORNBY	57.041	57.121	0.080
14	42	HORNBY	34.469	62	SILVAIN	22.802	14	40	PATMORE	57.054	57.054	0.000
15	148	WILSON	34.579	37	MORELLO	22.893	15	148	WILSON	57.093	57.093	0.000
16	37	MORELLO	35.077	40	PATMORE	22.977	16	37	MORELLO	57.970	58.189	0.219
17	277	AVERRE	35.147	277	AVERRE	22.981	17	277	AVERRE	58.128	58.571	0.443
18	8	COUGHLAN	35.214	200	HILLIARD	23.073	18	200	HILLIARD	58.397	58.397	0.000
19	200	HILLIARD	35.324	76	BYARD	23.148	19	8	COUGHLAN	58.589	58.589	0.000
20	51	HOGARTH	35.708	8	COUGHLAN	23.375	20	76	BYARD	58.966	59.023	0.057
21	76	BYARD	35.818	55	GARNER	23.421	21	55	GARNER	59.267	59.267	0.000
22	55	GARNER	35.846	51	HOGARTH	23.699	22	51	HOGARTH	59.407	59.843	0.436
23	50	WELFORD	36.051	32	MORRIS	23.717	23	32	MORRIS	59.986	1:00.228	0.242
24	32	MORRIS	36.269	46	GATES	23.734	24	46	GATES	1:00.055	1:00.117	0.062
25	46	GATES	36.321	333	HOUGHTON	23.857	25	50	WELFORD	1:00.077	1:00.159	0.082
26	333	HOUGHTON	36.422	34	NICHOLSON	23.965	26	333	HOUGHTON	1:00.279	1:00.637	0.358
27	15	SIEMIENIUK-JUZWIUK	36.672	15	SIEMIENIUK-JUZWIUK	23.985	27	15	SIEMIENIUK-JUZWIUK	1:00.657	1:00.812	0.155
28	34	NICHOLSON	36.751	50	WELFORD	24.026	28	34	NICHOLSON	1:00.716	1:00.786	0.070
29	52	BARRETT	36.962	52	BARRETT	24.027	29	52	BARRETT	1:00.989	1:01.532	0.543
30	154	WHISKER	37.116	14	YOUNG	24.207	30	14	YOUNG	1:01.492	1:01.753	0.261
31	14	YOUNG	37.285	154	WHISKER	24.393	31	154	WHISKER	1:01.509	1:01.542	0.033
32	72	O'BRIEN	37.746	72	O'BRIEN	24.766	32	72	O'BRIEN	1:02.512	1:02.512	0.000
33	7	DAVIS	37.772	7	DAVIS	24.816	33	7	DAVIS	1:02.588	1:02.588	0.000
34	44	BARRETT	39.234	44	BARRETT	25.322	34	44	BARRETT	1:04.556	1:04.602	0.046
35	33	BOTTIGLIERI	44.963	33	BOTTIGLIERI	28.477	35	33	BOTTIGLIERI	1:13.440	1:13.679	0.239

Weather / Track : Cloudy / Wet

Results can be found at www.tsl-timing.com

Brands Hatch Indy
Circuit Length = 1.2079 miles
Start: 10:32 Flag 10:52 End: 10:52

Printed - 10:53 Saturday, 10 March 2018

BMCRC - MRO Championships 2018 - Rnd 1 @ Brands Hatch Indy

Reactive Parts MRO Powerbikes inc BG Products Clubman 1000

RACE 6 - GRID (14 Laps)



ROW 13	39		38	54 Steve HENEGHAN	37	24 Callagh EDSEER
ROW 12	36	12 David COMBRINCK	35	33 Carlo BOTTIGLIERI 1:13.679	34	44 Kevan BARRETT 1:04.602
ROW 11	33	7 John DAVIS 1:02.588	32	72 Michael O'BRIEN 1:02.512	31	14 Steven YOUNG 1:01.753
ROW 10	30	154 Michael WHISKER 1:01.542	29	52 Lee BARRETT 1:01.532	28	15 Mariusz SIEMIENIUK-JUZWIUK 1:00.812
ROW 9	27	34 Jeremy NICHOLSON 1:00.786	26	333 Andrew HOUGHTON 1:00.637	25	32 Martin MORRIS 1:00.228
ROW 8	24	50 Dan WELFORD 1:00.159	23	46 Simon GATES 1:00.117	22	51 Michael HOGARTH 59.843
ROW 7	21	55 Paul GARNER 59.267	20	76 Jason BYARD 59.023	19	8 John COUGHLAN 58.589
ROW 6	18	277 Adrian AVERRE 58.571	17	200 Scott HILLIARD 58.397	16	37 Aldo MORELLO 58.189
ROW 5	15	42 Andy HORNBY 57.121	14	148 Nicky WILSON 57.093	13	40 Aiden PATMORE 57.054
ROW 4	12	62 Kevin SILVAIN 56.966	11	2 Peter BAKER 56.838	10	71 Tom NORTON 56.599
ROW 3	9	5 Kyle O'DONOVAN 56.521	8	10 Paul WILBY 56.479	7	47 Daryl DANCE 56.444
ROW 2	6	28 Kelvin HOARE 56.280	5	99 Anthony JOHNSON 56.266	4	3 Colin PARKER 55.464
ROW 1	3	88 John BUTLER 55.294	2	1 Joe MORPHETT 55.157	1	30 Rob McNEALY 54.795
Pole						

Brands Hatch Indy
Circuit Length = 1.2079 miles

These results are provisional until the conclusion of any judicial and technical matters.

Clerk Of Course :	Timekeeper :
-------------------	--------------

Results can be found at www.tsl-timing.com

Printed - 10:55 Saturday, 10 March 2018



BMCRC - MRO Championships 2018 - Rnd 1 @ Brands Hatch Indy

Reactive Parts MRO Powerbikes inc BG Products Clubman 1000

RACE 6 - CLASSIFICATION



POS	NO	CL	PIC NAME	ENTRY	LAPS	TIME	GAP	DIFF	MPH	BEST	ON
1	3		Colin PARKER	Yamaha - Global Robots	7	6:06.166			83.13	51.032	3
2	2		Peter BAKER	Kawasaki -	7	6:10.977	4.811	4.811	82.05	51.251	3
3	99		Anthony JOHNSON	BMW - Bexhill gearboxes	7	6:13.205	7.039	2.228	81.56	51.662	7
4	1		Joe MORPHETT	Yamaha -	7	6:16.952	10.786	3.747	80.75	52.538	5
5	71*		Tom NORTON	Suzuki -	7	6:18.134	11.968	1.182	80.50	52.687	4
6	40	C	Aiden PATMORE	Kawasaki - MSS	7	6:22.268	16.102	4.134	79.63	52.896	3
7	10	C	Paul WILBY	Yamaha - MOREMOTO	7	6:22.816	16.650	0.548	79.51	53.698	2
8	62	C	Kevin SILVAIN	Kawasaki - KSAUTOS	7	6:24.739	18.573	1.923	79.11	53.458	3
9	76		Jason BYARD	Suzuki - May Construction	7	6:25.816	19.650	1.077	78.89	52.240	6
10	47		Daryl DANCE	Yamaha - 2 brothers scaffolding/Dad	7	6:25.999	19.833	0.183	78.86	53.764	2
11	148		Nicky WILSON	Ducati - Ducati Alton/carbon Conquest	7	6:26.163	19.997	0.164	78.82	53.564	4
12	5		Kyle O'DONOVAN	Suzuki - Global Robots	7	6:28.243	22.077	2.080	78.40	53.443	7
13	51		Michael HOGARTH	Kawasaki - WHR Racing	7	6:30.076	23.910	1.833	78.03	53.535	6
14	15	C	Mariusz SIEMIENIUK-JUZWIUK	BMW - BELMONT AUTO SERVICE	7	6:30.291	24.125	0.215	77.99	53.836	5
15	28		Kelvin HOARE	Kawasaki - Southern and Country Roofing Ltd	7	6:30.304	24.138	0.013	77.99	54.031	3
16	8		John COUGHLAN	Aprilia - BIKERSWORLD	7	6:30.718	24.552	0.414	77.90	54.080	6
17	37	C	Aldo MORELLO	Yamaha - Bitstocks & Reveal	7	6:31.502	25.336	0.784	77.75	54.231	6
18	46	C	Simon GATES	Kawasaki - Team Kawafati	7	6:36.632	30.466	5.130	76.74	53.522	7
19	14	C	Steven YOUNG	Yamaha - WDE Recruitment	7	6:39.310	33.144	2.678	76.23	55.180	7
20	154	C	Michael WHISKER	BMW -	7	6:40.163	33.997	0.853	76.06	55.050	7
21	277	C	Adrian AVERRE	Yamaha - Ryders Alley Racing	7	6:40.804	34.638	0.641	75.94	55.387	7
22	200	C	Scott HILLIARD	Kawasaki - me, myself and I	7	6:41.566	35.400	0.762	75.80	55.756	7
23	333	C	Andrew HOUGHTON	Kawasaki -	7	6:45.930	39.764	4.364	74.98	55.171	3
24	55	C	Paul GARNER	Yamaha - A51 Racing	7	6:49.018	42.852	3.088	74.42	55.225	6
25	50	C	Dan WELFORD	Suzuki - SEG Sussex Electric Gates/ Vistec system:	7	6:49.143	42.977	0.125	74.39	56.134	3
26	7	C	John DAVIS	Yamaha -	7	7:00.833	54.667	11.690	72.33	57.931	3
27	44	C	Kevan BARRETT	Kawasaki - LKJ Contracts	7	7:03.404	57.238	2.571	71.89	58.423	4
28	33	C	Carlo BOTTIGLIERI	Yamaha - TMT RACING	6	6:59.119	1 Lap	1 Lap	62.25	1:07.959	6

NOT CLASSIFIED

DNF	52	C	Lee BARRETT	Yamaha - LKJ contract cleaning & dad/mum	2	2:05.870	5 Laps	4 Laps	69.09	58.964	2
DNF	42	C	Andy HORNBY	Kawasaki -	0						

FASTEST LAP

	3		Colin PARKER	Yamaha - Global Robots	3	51.032			85.21 mph	137.13 kph	
	40	C	Aiden PATMORE	Kawasaki - MSS	3	52.896			82.21 mph	132.30 kph	

* No. 71 - Please fit a working transponder
 Class - 92.5% of Race Speed = 76.89 mph
 Class C - 92.5% of Race Speed = 73.65 mph

Brands Hatch Indy
 Circuit Length = 1.2079 miles
 Start: 14:31 Flag 14:37 End: 14:38

Weather / Track : Cloudy / Dry

These results are provisional until the conclusion of any judicial and technical matters.

Clerk Of Course :	Timekeeper :
-------------------	--------------

Results can be found at www.tsl-timing.com

Printed - 14:49 Saturday, 10 March 2018



BMCRC - MRO Championships 2018 - Rnd 1 @ Brands Hatch Indy

Reactive Parts MRO Powerbikes inc BG Products Clubman 1000

RACE 6 - LAP CHART

LAP 1 @ 14:32:26.374			LAP 3 @ 14:34:08.623			LAP 5 @ 14:35:52.679			LAP 7 @ 14:37:35.629		
NO	BEHIND	LAP TIME	NO	BEHIND	LAP TIME	NO	BEHIND	LAP TIME	NO	BEHIND	LAP TIME
3		56.911	3		51.032	3		51.045	3		51.709
99	0.732	57.643	2	2.711	51.251	2	2.157	51.626	2	4.811	52.928
1	1.389	58.300	99	4.527	53.030	99	5.919	52.683	99	7.039	51.662
2	1.692	58.603	1	5.784	53.067	1	6.952	52.538	1	10.786	53.546
10	1.718	58.629	71	5.970	53.126	71	7.539	52.938	71	11.968	53.337
71	1.784	58.695	10	6.922	53.755	10	10.990	54.236	40	16.102	53.531
47	2.996	59.907	40	8.455	52.896	40	11.926	54.363	10	16.650	54.445
62	3.494	1:00.405	47	8.560	54.049	62	13.194	54.423	62	18.573	54.438
28	3.603	1:00.514	62	8.981	53.458	47	13.679	55.263	76	19.650	53.913
37	3.779	1:00.690	28	9.611	54.031	148	14.456	53.916	47	19.833	54.536
40	4.163	1:01.074	148	11.032	54.136	28	16.355	55.878	148	19.997	54.525
148	4.500	1:01.411	37	12.271	55.528	76	16.447	53.245	5	22.077	53.443
5	4.834	1:01.745	5	12.357	54.886	5	16.532	54.466	51	23.910	54.135
8	5.202	1:02.113	76	12.522	54.881	15	17.658	53.836	15	24.125	55.445
76	5.960	1:02.871	8	12.717	54.940	8	18.399	54.632	28	24.138	55.626
15	6.078	1:02.989	15	12.838	54.479	51	19.190	54.665	8	24.552	55.023
200	6.134	1:03.045	51	13.271	54.121	33	1 Lap	1:08.306	37	25.336	54.561
51	6.720	1:03.631	14	16.593	56.147	37	19.494	55.717	46	30.466	53.522
14	6.832	1:03.743	46	16.861	55.847	14	24.800	55.673	14	33.144	55.180
46	7.258	1:04.169	200	17.333	56.350	46	25.231	55.934	154	33.997	55.050
277	7.583	1:04.494	277	17.502	56.114	277	25.539	55.865	277	34.638	55.387
50	8.073	1:04.984	50	18.316	56.134	154	25.819	55.567	200	35.400	55.756
7	8.473	1:05.384	154	18.512	55.447	200	26.691	56.510	333	39.764	57.362
154	8.659	1:05.570	333	18.655	55.171	333	28.605	56.970	55	42.852	57.757
333	9.830	1:06.741	7	22.655	57.931	50	29.626	58.138	50	42.977	58.314
52	9.995	1:06.906	55	22.777	56.132	55	32.820	55.377	33	1 Lap	1:07.959
44	10.358	1:07.269	44	26.483	59.310	7	37.738	1:00.244	7	54.667	1:00.108
55	10.632	1:07.543				44	40.162	59.312	44	57.238	1:00.030
33	18.939	1:15.850									

LAP 2 @ 14:33:17.591			LAP 4 @ 14:35:01.634			LAP 6 @ 14:36:43.920		
NO	BEHIND	LAP TIME	NO	BEHIND	LAP TIME	NO	BEHIND	LAP TIME
3		51.217	3		53.011	3		51.241
2	2.492	52.017	2	1.576	51.876	2	3.592	52.676
99	2.529	53.014	33	1 Lap	1:08.730	99	7.086	52.408
1	3.749	53.577	99	4.281	52.765	1	8.949	53.238
71	3.876	53.309	1	5.459	52.686	71	10.340	54.042
10	4.199	53.698	71	5.646	52.687	10	13.914	54.165
47	5.543	53.764	10	7.799	53.888	40	14.280	53.595
62	6.555	54.278	40	8.608	53.164	62	15.844	53.891
40	6.591	53.645	47	9.461	53.912	47	17.006	54.568
28	6.612	54.226	62	9.816	53.846	148	17.181	53.966
37	7.775	55.213	28	11.522	54.922	76	17.446	52.240
148	7.928	54.645	148	11.585	53.564	28	20.221	55.107
5	8.503	54.886	5	13.111	53.765	5	20.343	55.052
76	8.673	53.930	76	14.247	54.736	15	20.389	53.972
8	8.809	54.824	8	14.812	55.106	8	21.238	54.080
15	9.391	54.530	37	14.822	55.562	51	21.484	53.535
51	10.182	54.679	15	14.867	55.040	37	22.484	54.231
14	11.478	55.863	51	15.570	55.310	46	28.653	54.663
200	12.015	57.098	14	20.172	56.590	14	29.673	56.114
46	12.046	56.005	46	20.342	56.492	154	30.656	56.078
277	12.420	56.054	277	20.719	56.228	277	30.960	56.662
50	13.214	56.358	200	21.226	56.904	200	31.353	55.903
154	14.097	56.655	154	21.297	55.796	333	34.111	56.747
333	14.516	55.903	50	22.533	57.228	50	36.372	57.987
7	15.756	58.500	333	22.680	57.036	33	1 Lap	1:08.500
55	17.677	58.262	55	28.488	58.722	55	36.804	55.225
52	17.742	58.964	7	28.539	58.895	7	46.268	59.771
44	18.205	59.064	44	31.895	58.423	44	48.917	59.996
33	37.496	1:09.774						

Brands Hatch Indy
 Circuit Length = 1.2079 miles
 Start: 14:31 Flag 14:37 End: 14:38

Weather / Track : Cloudy / Dry

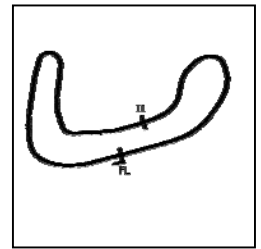
Results can be found at www.tsl-timing.com

Printed - 14:39 Saturday, 10 March 2018

BMCRC - MRO Championships 2018 - Rnd 1 @ Brands Hatch Indy

Reactive Parts MRO Powerbikes inc BG Products Clubman 1000

RACE 6 - SECTOR ANALYSIS



SECTOR 1 = FL to I1, SECTOR 2 = I1 to FL, DIFF = Difference To Personal Best Lap, P = Crossed Finish Line in Pit Lane, D = Time Disallowed

P1 3		Colin PARKER		Yamaha - Global Robots		
IDEAL LAP TIME : 50.913		BEST LAP TIME : 51.032		DIFFERENCE : 0.119		
LAP	SECTOR 1	SECTOR 2	LAP TIME	MPH	DIFF	TIME OF DAY
1 -		20.683	56.911	76.40	5.879	14:32:26.374
2 -	30.932	20.285	51.217 (3)	84.90	0.185	14:33:17.591
3 -	30.628	20.404	51.032 (1)	85.21		14:34:08.623
4 -	31.023	21.988	53.011	82.03	1.979	14:35:01.634
5 -	30.713	20.332	51.045 (2)	85.19	0.013	14:35:52.679
6 -	30.818	20.423	51.241	84.86	0.209	14:36:43.920
7 -	30.946	20.763	51.709	84.09	0.677	14:37:35.629

P2 2		Peter BAKER		Kawasaki -		
IDEAL LAP TIME : 51.251		BEST LAP TIME : 51.251		DIFFERENCE : 0.000		
LAP	SECTOR 1	SECTOR 2	LAP TIME	MPH	DIFF	TIME OF DAY
1 -		20.819	58.603	74.20	7.352	14:32:28.066
2 -	31.336	20.681	52.017	83.59	0.766	14:33:20.083
3 -	30.929	20.322	51.251 (1)	84.84		14:34:11.334
4 -	31.255	20.621	51.876 (3)	83.82	0.625	14:35:03.210
5 -	31.270	20.356	51.626 (2)	84.23	0.375	14:35:54.836
6 -	32.135	20.541	52.676	82.55	1.425	14:36:47.512
7 -	31.787	21.141	52.928	82.16	1.677	14:37:40.440

P3 99		Anthony JOHNSON		BMW - Bexhill gearboxes		
IDEAL LAP TIME : 51.662		BEST LAP TIME : 51.662		DIFFERENCE : 0.000		
LAP	SECTOR 1	SECTOR 2	LAP TIME	MPH	DIFF	TIME OF DAY
1 -		21.118	57.643	75.43	5.981	14:32:27.106
2 -	31.695	21.319	53.014	82.02	1.352	14:33:20.120
3 -	31.884	21.146	53.030	82.00	1.368	14:34:13.150
4 -	31.592	21.173	52.765	82.41	1.103	14:35:05.915
5 -	31.808	20.875	52.683 (3)	82.54	1.021	14:35:58.598
6 -	31.388	21.020	52.408 (2)	82.97	0.746	14:36:51.006
7 -	31.001	20.661	51.662 (1)	84.17		14:37:42.668

P4 1		Joe MORPHETT		Yamaha -		
IDEAL LAP TIME : 52.538		BEST LAP TIME : 52.538		DIFFERENCE : 0.000		
LAP	SECTOR 1	SECTOR 2	LAP TIME	MPH	DIFF	TIME OF DAY
1 -		21.307	58.300	74.58	5.762	14:32:27.763
2 -	32.343	21.234	53.577	81.16	1.039	14:33:21.340
3 -	31.931	21.136	53.067 (3)	81.94	0.529	14:34:14.407
4 -	31.528	21.158	52.686 (2)	82.53	0.148	14:35:07.093
5 -	31.472	21.066	52.538 (1)	82.77		14:35:59.631
6 -	31.998	21.240	53.238	81.68	0.700	14:36:52.869
7 -	32.178	21.368	53.546	81.21	1.008	14:37:46.415

P5 71		Tom NORTON		Suzuki -		
IDEAL LAP TIME :		BEST LAP TIME : 52.687		DIFFERENCE :		
LAP	SECTOR 1	SECTOR 2	LAP TIME	MPH	DIFF	TIME OF DAY
1 -			58.695	74.08	6.008	14:32:28.158
2 -			53.309	81.57	0.622	14:33:21.467
3 -			53.126 (3)	81.85	0.439	14:34:14.593
4 -			52.687 (1)	82.53		14:35:07.280
5 -			52.938 (2)	82.14	0.251	14:36:00.218
6 -			54.042	80.46	1.355	14:36:54.260
7 -			53.337	81.53	0.650	14:37:47.597

P6 40 C		Aiden PATMORE		Kawasaki - MSS		
IDEAL LAP TIME : 52.735		BEST LAP TIME : 52.896		DIFFERENCE : 0.161		
LAP	SECTOR 1	SECTOR 2	LAP TIME	MPH	DIFF	TIME OF DAY

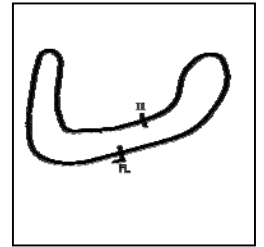
Weather / Track : Cloudy / Dry

Brands Hatch Indy
Circuit Length = 1.2079 miles
Start: 14:31 Flag 14:37 End: 14:38

BMCRC - MRO Championships 2018 - Rnd 1 @ Brands Hatch Indy

Reactive Parts MRO Powerbikes inc BG Products Clubman 1000

RACE 6 - SECTOR ANALYSIS



SECTOR 1 = FL to I1, SECTOR 2 = I1 to FL, DIFF = Difference To Personal Best Lap, P = Crossed Finish Line in Pit Lane, D = Time Disallowed

1 -		21.480	1:01.074	71.20	8.178	14:32:30.537
2 -	32.704	20.941	53.645	81.06	0.749	14:33:24.182
3 -	31.794	21.102	52.896 (1)	82.21		14:34:17.078
4 -	31.987	21.177	53.164 (2)	81.79	0.268	14:35:10.242
5 -	32.271	22.092	54.363	79.99	1.467	14:36:04.605
6 -	32.318	21.277	53.595	81.13	0.699	14:36:58.200
7 -	32.023	21.508	53.531 (3)	81.23	0.635	14:37:51.731

P7	10 C	Paul WILBY	Yamaha - MOREMOTO			
IDEAL LAP TIME : 53.575		BEST LAP TIME : 53.698		DIFFERENCE : 0.123		

LAP	SECTOR 1	SECTOR 2	LAP TIME	MPH	DIFF	TIME OF DAY
1 -		21.360	58.629	74.17	4.931	14:32:28.092
2 -	32.483	21.215	53.698 (1)	80.98		14:33:21.790
3 -	32.360	21.395	53.755 (2)	80.89	0.057	14:34:15.545
4 -	32.550	21.338	53.888 (3)	80.69	0.190	14:35:09.433
5 -	32.458	21.778	54.236	80.17	0.538	14:36:03.669
6 -	32.628	21.537	54.165	80.28	0.467	14:36:57.834
7 -	32.746	21.699	54.445	79.87	0.747	14:37:52.279

P8	62 C	Kevin SILVAIN	Kawasaki - KSAUTOS			
IDEAL LAP TIME : 53.265		BEST LAP TIME : 53.458		DIFFERENCE : 0.193		

LAP	SECTOR 1	SECTOR 2	LAP TIME	MPH	DIFF	TIME OF DAY
1 -		21.496	1:00.405	71.99	6.947	14:32:29.868
2 -	32.997	21.281	54.278	80.11	0.820	14:33:24.146
3 -	31.984	21.474	53.458 (1)	81.34		14:34:17.604
4 -	32.535	21.311	53.846 (2)	80.76	0.388	14:35:11.450
5 -	33.069	21.354	54.423	79.90	0.965	14:36:05.873
6 -	32.348	21.543	53.891 (3)	80.69	0.433	14:36:59.764
7 -	32.577	21.861	54.438	79.88	0.980	14:37:54.202

P9	76	Jason BYARD	Suzuki - May Construction			
IDEAL LAP TIME : 52.240		BEST LAP TIME : 52.240		DIFFERENCE : 0.000		

LAP	SECTOR 1	SECTOR 2	LAP TIME	MPH	DIFF	TIME OF DAY
1 -		22.072	1:02.871	69.16	10.631	14:32:32.334
2 -	32.760	21.170	53.930	80.63	1.690	14:33:26.264
3 -	33.255	21.626	54.881	79.23	2.641	14:34:21.145
4 -	33.392	21.344	54.736	79.44	2.496	14:35:15.881
5 -	31.949	21.296	53.245 (2)	81.67	1.005	14:36:09.126
6 -	31.853	20.387	52.240 (1)	83.24		14:37:01.366
7 -	32.853	21.060	53.913 (3)	80.65	1.673	14:37:55.279

P10	47	Daryl DANCE	Yamaha - 2 brothers scaffolding/Dad			
IDEAL LAP TIME : 53.620		BEST LAP TIME : 53.764		DIFFERENCE : 0.144		

LAP	SECTOR 1	SECTOR 2	LAP TIME	MPH	DIFF	TIME OF DAY
1 -		21.277	59.907	72.58	6.143	14:32:29.370
2 -	32.625	21.139	53.764 (1)	80.88		14:33:23.134
3 -	32.481	21.568	54.049 (3)	80.45	0.285	14:34:17.183
4 -	32.710	21.202	53.912 (2)	80.66	0.148	14:35:11.095
5 -	33.716	21.547	55.263	78.68	1.499	14:36:06.358
6 -	33.068	21.500	54.568	79.69	0.804	14:37:00.926
7 -	32.901	21.635	54.536	79.73	0.772	14:37:55.462

P11	148	Nicky WILSON	Ducati - Ducati Alton/carbon Conquest			
IDEAL LAP TIME : 53.157		BEST LAP TIME : 53.564		DIFFERENCE : 0.407		

LAP	SECTOR 1	SECTOR 2	LAP TIME	MPH	DIFF	TIME OF DAY
1 -		21.592	1:01.411	70.81	7.847	14:32:30.874
2 -	33.270	21.375	54.645	79.57	1.081	14:33:25.519
3 -	33.049	21.087	54.136	80.32	0.572	14:34:19.655
4 -	32.070	21.494	53.564 (1)	81.18		14:35:13.219

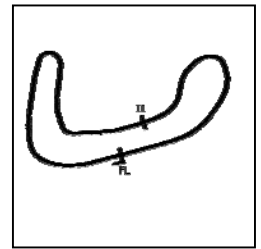
Weather / Track : Cloudy / Dry

Brands Hatch Indy
Circuit Length = 1.2079 miles
Start: 14:31 Flag 14:37 End: 14:38

BMCRC - MRO Championships 2018 - Rnd 1 @ Brands Hatch Indy

Reactive Parts MRO Powerbikes inc BG Products Clubman 1000

RACE 6 - SECTOR ANALYSIS



SECTOR 1 = FL to I1, SECTOR 2 = I1 to FL, DIFF = Difference To Personal Best Lap, P = Crossed Finish Line in Pit Lane, D = Time Disallowed

5 -	32.602	21.314	53.916 (2)	80.65	0.352	14:36:07.135
6 -	32.495	21.471	53.966 (3)	80.58	0.402	14:37:01.101
7 -	32.889	21.636	54.525	79.75	0.961	14:37:55.626

P12	5	Kyle O'DONOVAN	Suzuki - Global Robots			
IDEAL LAP TIME : 53.443		BEST LAP TIME : 53.443		DIFFERENCE : 0.000		
LAP	SECTOR 1	SECTOR 2	LAP TIME	MPH	DIFF	TIME OF DAY
1 -		21.799	1:01.745	70.42	8.302	14:32:31.208
2 -	33.252	21.634	54.886	79.22	1.443	14:33:26.094
3 -	33.244	21.642	54.886	79.22	1.443	14:34:20.980
4 -	32.341	21.424	53.765 (2)	80.88	0.322	14:35:14.745
5 -	32.584	21.882	54.466 (3)	79.84	1.023	14:36:09.211
6 -	33.232	21.820	55.052	78.99	1.609	14:37:04.263
7 -	32.033	21.410	53.443 (1)	81.36		14:37:57.706

P13	51	Michael HOGARTH	Kawasaki - WHR Racing			
IDEAL LAP TIME : 53.380		BEST LAP TIME : 53.535		DIFFERENCE : 0.155		
LAP	SECTOR 1	SECTOR 2	LAP TIME	MPH	DIFF	TIME OF DAY
1 -		22.242	1:03.631	68.34	10.096	14:32:33.094
2 -	33.047	21.632	54.679	79.52	1.144	14:33:27.773
3 -	32.918	21.203	54.121 (2)	80.34	0.586	14:34:21.894
4 -	33.387	21.923	55.310	78.62	1.775	14:35:17.204
5 -	33.013	21.652	54.665	79.55	1.130	14:36:11.869
6 -	32.177	21.358	53.535 (1)	81.22		14:37:05.404
7 -	32.436	21.699	54.135 (3)	80.32	0.600	14:37:59.539

P14	15 C	Mariusz SIEMIENIUK-JUZWIUK	BMW - BELMONT AUTO SERVICE			
IDEAL LAP TIME : 53.646		BEST LAP TIME : 53.836		DIFFERENCE : 0.190		
LAP	SECTOR 1	SECTOR 2	LAP TIME	MPH	DIFF	TIME OF DAY
1 -		21.948	1:02.989	69.03	9.153	14:32:32.452
2 -	33.169	21.361	54.530	79.74	0.694	14:33:26.982
3 -	33.260	21.219	54.479 (3)	79.82	0.643	14:34:21.461
4 -	33.605	21.435	55.040	79.00	1.204	14:35:16.501
5 -	32.427	21.409	53.836 (1)	80.77		14:36:10.337
6 -	32.606	21.366	53.972 (2)	80.57	0.136	14:37:04.309
7 -	33.887	21.558	55.445	78.43	1.609	14:37:59.754

P15	28	Kelvin HOARE	Kawasaki - Southern and Country Roofing Ltd			
IDEAL LAP TIME : 54.021		BEST LAP TIME : 54.031		DIFFERENCE : 0.010		
LAP	SECTOR 1	SECTOR 2	LAP TIME	MPH	DIFF	TIME OF DAY
1 -		21.572	1:00.514	71.86	6.483	14:32:29.977
2 -	32.709	21.517	54.226 (2)	80.19	0.195	14:33:24.203
3 -	32.504	21.527	54.031 (1)	80.48		14:34:18.234
4 -	33.043	21.879	54.922 (3)	79.17	0.891	14:35:13.156
5 -	33.492	22.386	55.878	77.82	1.847	14:36:09.034
6 -	33.357	21.750	55.107	78.91	1.076	14:37:04.141
7 -	33.514	22.112	55.626	78.17	1.595	14:37:59.767

P16	8	John COUGHLAN	Aprilia - BIKERSWORLD			
IDEAL LAP TIME : 54.080		BEST LAP TIME : 54.080		DIFFERENCE : 0.000		
LAP	SECTOR 1	SECTOR 2	LAP TIME	MPH	DIFF	TIME OF DAY
1 -		21.976	1:02.113	70.01	8.033	14:32:31.576
2 -	33.063	21.761	54.824 (3)	79.31	0.744	14:33:26.400
3 -	33.398	21.542	54.940	79.15	0.860	14:34:21.340
4 -	33.417	21.689	55.106	78.91	1.026	14:35:16.446
5 -	32.771	21.861	54.632 (2)	79.59	0.552	14:36:11.078
6 -	32.550	21.530	54.080 (1)	80.41		14:37:05.158
7 -	33.317	21.706	55.023	79.03	0.943	14:38:00.181

Weather / Track : Cloudy / Dry

Brands Hatch Indy
Circuit Length = 1.2079 miles
Start: 14:31 Flag 14:37 End: 14:38

BMCRC - MRO Championships 2018 - Rnd 1 @ Brands Hatch Indy

Reactive Parts MRO Powerbikes inc BG Products Clubman 1000

RACE 6 - SECTOR ANALYSIS



SECTOR 1 = FL to I1, SECTOR 2 = I1 to FL, DIFF = Difference To Personal Best Lap, P = Crossed Finish Line in Pit Lane, D = Time Disallowed

P17 37 C Aldo MORELLO		Yamaha - Bitstocks & Reveal				
IDEAL LAP TIME : 54.122		BEST LAP TIME : 54.231		DIFFERENCE : 0.109		
LAP	SECTOR 1	SECTOR 2	LAP TIME	MPH	DIFF	TIME OF DAY
1 -		21.425	1:00.690	71.65	6.459	14:32:30.153
2 -	33.769	21.444	55.213 (3)	78.76	0.982	14:33:25.366
3 -	33.755	21.773	55.528	78.31	1.297	14:34:20.894
4 -	33.470	22.092	55.562	78.26	1.331	14:35:16.456
5 -	33.548	22.169	55.717	78.04	1.486	14:36:12.173
6 -	32.697	21.534	54.231 (1)	80.18		14:37:06.404
7 -	32.807	21.754	54.561 (2)	79.70	0.330	14:38:00.965

P18 46 C Simon GATES		Kawasaki - Team Kawafati				
IDEAL LAP TIME : 53.522		BEST LAP TIME : 53.522		DIFFERENCE : 0.000		
LAP	SECTOR 1	SECTOR 2	LAP TIME	MPH	DIFF	TIME OF DAY
1 -		22.401	1:04.169	67.76	10.647	14:32:33.632
2 -	33.840	22.165	56.005	77.64	2.483	14:33:29.637
3 -	33.589	22.258	55.847 (3)	77.86	2.325	14:34:25.484
4 -	34.042	22.450	56.492	76.97	2.970	14:35:21.976
5 -	33.781	22.153	55.934	77.74	2.412	14:36:17.910
6 -	33.286	21.377	54.663 (2)	79.55	1.141	14:37:12.573
7 -	32.308	21.214	53.522 (1)	81.24		14:38:06.095

P19 14 C Steven YOUNG		Yamaha - WDE Recruitment				
IDEAL LAP TIME : 55.011		BEST LAP TIME : 55.180		DIFFERENCE : 0.169		
LAP	SECTOR 1	SECTOR 2	LAP TIME	MPH	DIFF	TIME OF DAY
1 -		22.280	1:03.743	68.22	8.563	14:32:33.206
2 -	33.961	21.902	55.863 (3)	77.84	0.683	14:33:29.069
3 -	33.901	22.246	56.147	77.45	0.967	14:34:25.216
4 -	34.183	22.407	56.590	76.84	1.410	14:35:21.806
5 -	33.763	21.910	55.673 (2)	78.10	0.493	14:36:17.479
6 -	34.321	21.793	56.114	77.49	0.934	14:37:13.593
7 -	33.218	21.962	55.180 (1)	78.80		14:38:08.773

P20 154 C Michael WHISKER		BMW -				
IDEAL LAP TIME : 54.915		BEST LAP TIME : 55.050		DIFFERENCE : 0.135		
LAP	SECTOR 1	SECTOR 2	LAP TIME	MPH	DIFF	TIME OF DAY
1 -		22.650	1:05.570	66.31	10.520	14:32:35.033
2 -	34.819	21.836	56.655	76.75	1.605	14:33:31.688
3 -	33.191	22.256	55.447 (2)	78.42	0.397	14:34:27.135
4 -	33.739	22.057	55.796	77.93	0.746	14:35:22.931
5 -	33.546	22.021	55.567 (3)	78.25	0.517	14:36:18.498
6 -	34.217	21.861	56.078	77.54	1.028	14:37:14.576
7 -	33.079	21.971	55.050 (1)	78.99		14:38:09.626

P21 277 C Adrian AVERRE		Yamaha - Ryders Alley Racing				
IDEAL LAP TIME : 55.387		BEST LAP TIME : 55.387		DIFFERENCE : 0.000		
LAP	SECTOR 1	SECTOR 2	LAP TIME	MPH	DIFF	TIME OF DAY
1 -		22.783	1:04.494	67.42	9.107	14:32:33.957
2 -	33.813	22.241	56.054 (3)	77.57	0.667	14:33:30.011
3 -	33.755	22.359	56.114	77.49	0.727	14:34:26.125
4 -	33.746	22.482	56.228	77.33	0.841	14:35:22.353
5 -	33.671	22.194	55.865 (2)	77.84	0.478	14:36:18.218
6 -	34.643	22.019	56.662	76.74	1.275	14:37:14.880
7 -	33.432	21.955	55.387 (1)	78.51		14:38:10.267

P22 200 C Scott HILLIARD		Kawasaki - me, myself and I				
IDEAL LAP TIME : 55.742		BEST LAP TIME : 55.756		DIFFERENCE : 0.014		
LAP	SECTOR 1	SECTOR 2	LAP TIME	MPH	DIFF	TIME OF DAY

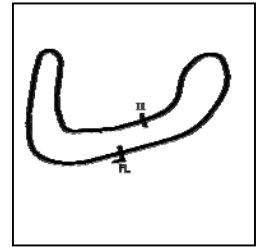
Weather / Track : Cloudy / Dry

Brands Hatch Indy
Circuit Length = 1.2079 miles
Start: 14:31 Flag 14:37 End: 14:38

BMCRC - MRO Championships 2018 - Rnd 1 @ Brands Hatch Indy

Reactive Parts MRO Powerbikes inc BG Products Clubman 1000

RACE 6 - SECTOR ANALYSIS



SECTOR 1 = FL to I1, SECTOR 2 = I1 to FL, DIFF = Difference To Personal Best Lap, P = Crossed Finish Line in Pit Lane, D = Time Disallowed

Lap	333 C	22.540	1:03.045	68.97	7.289	14:32:32.508
1 -		22.540	1:03.045	68.97	7.289	14:32:32.508
2 -	34.845	22.253	57.098	76.16	1.342	14:33:29.606
3 -	33.847	22.503	56.350 (3)	77.17	0.594	14:34:25.956
4 -	34.290	22.614	56.904	76.42	1.148	14:35:22.860
5 -	34.337	22.173	56.510	76.95	0.754	14:36:19.370
6 -	33.942	21.961	55.903 (2)	77.78	0.147	14:37:15.273
7 -	33.781	21.975	55.756 (1)	77.99		14:38:11.029

P23 333 C Andrew HOUGHTON		Kawasaki -	
IDEAL LAP TIME : 55.171	BEST LAP TIME : 55.171	DIFFERENCE : 0.000	

LAP	SECTOR 1	SECTOR 2	LAP TIME	MPH	DIFF	TIME OF DAY
1 -		22.860	1:06.741	65.15	11.570	14:32:36.204
2 -	34.183	21.720	55.903 (2)	77.78	0.732	14:33:32.107
3 -	33.466	21.705	55.171 (1)	78.82		14:34:27.278
4 -	34.490	22.546	57.036	76.24	1.865	14:35:24.314
5 -	34.744	22.226	56.970	76.33	1.799	14:36:21.284
6 -	33.950	22.797	56.747 (3)	76.63	1.576	14:37:18.031
7 -	34.739	22.623	57.362	75.80	2.191	14:38:15.393

P24 55 C Paul GARNER		Yamaha - A51 Racing	
IDEAL LAP TIME : 55.224	BEST LAP TIME : 55.225	DIFFERENCE : 0.001	

LAP	SECTOR 1	SECTOR 2	LAP TIME	MPH	DIFF	TIME OF DAY
1 -		22.831	1:07.543	64.38	12.318	14:32:37.006
2 -	35.252	23.010	58.262	74.63	3.037	14:33:35.268
3 -	34.087	22.045	56.132 (3)	77.47	0.907	14:34:31.400
4 -	35.545	23.177	58.722	74.05	3.497	14:35:30.122
5 -	33.489	21.888	55.377 (2)	78.52	0.152	14:36:25.499
6 -	33.490	21.735	55.225 (1)	78.74		14:37:20.724
7 -	34.795	22.962	57.757	75.29	2.532	14:38:18.481

P25 50 C Dan WELFORD		Suzuki - SEG Sussex Electric Gates/ Vistec systems	
IDEAL LAP TIME : 56.134	BEST LAP TIME : 56.134	DIFFERENCE : 0.000	

LAP	SECTOR 1	SECTOR 2	LAP TIME	MPH	DIFF	TIME OF DAY
1 -		22.742	1:04.984	66.91	8.850	14:32:34.447
2 -	33.914	22.444	56.358 (2)	77.16	0.224	14:33:30.805
3 -	33.720	22.414	56.134 (1)	77.46		14:34:26.939
4 -	34.489	22.739	57.228 (3)	75.98	1.094	14:35:24.167
5 -	35.225	22.913	58.138	74.79	2.004	14:36:22.305
6 -	34.383	23.604	57.987	74.99	1.853	14:37:20.292
7 -	34.918	23.396	58.314	74.57	2.180	14:38:18.606

P26 7 C John DAVIS		Yamaha -	
IDEAL LAP TIME : 57.604	BEST LAP TIME : 57.931	DIFFERENCE : 0.327	

LAP	SECTOR 1	SECTOR 2	LAP TIME	MPH	DIFF	TIME OF DAY
1 -		22.856	1:05.384	66.50	7.453	14:32:34.847
2 -	35.863	22.637	58.500 (2)	74.33	0.569	14:33:33.347
3 -	34.967	22.964	57.931 (1)	75.06		14:34:31.278
4 -	35.443	23.452	58.895 (3)	73.83	0.964	14:35:30.173
5 -	36.383	23.861	1:00.244	72.18	2.313	14:36:30.417
6 -	36.254	23.517	59.771	72.75	1.840	14:37:30.188
7 -	36.254	23.854	1:00.108	72.34	2.177	14:38:30.296

P27 44 C Kevan BARRETT		Kawasaki - LKJ Contracts	
IDEAL LAP TIME : 58.174	BEST LAP TIME : 58.423	DIFFERENCE : 0.249	

LAP	SECTOR 1	SECTOR 2	LAP TIME	MPH	DIFF	TIME OF DAY
1 -		23.037	1:07.269	64.64	8.846	14:32:36.732
2 -	36.263	22.801	59.064 (2)	73.62	0.641	14:33:35.796
3 -	35.682	23.628	59.310 (3)	73.31	0.887	14:34:35.106
4 -	35.373	23.050	58.423 (1)	74.43		14:35:33.529

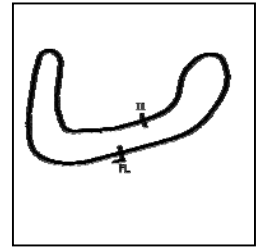
Weather / Track : Cloudy / Dry

Brands Hatch Indy
Circuit Length = 1.2079 miles
Start: 14:31 Flag 14:37 End: 14:38

BMCRC - MRO Championships 2018 - Rnd 1 @ Brands Hatch Indy

Reactive Parts MRO Powerbikes inc BG Products Clubman 1000

RACE 6 - SECTOR ANALYSIS



SECTOR 1 = FL to I1, SECTOR 2 = I1 to FL, DIFF = Difference To Personal Best Lap, P = Crossed Finish Line in Pit Lane, D = Time Disallowed

5 -	35.749	23.563	59.312	73.31	0.889	14:36:32.841
6 -	36.394	23.602	59.996	72.48	1.573	14:37:32.837
7 -	36.690	23.340	1:00.030	72.44	1.607	14:38:32.867

P28	33 C	Carlo BOTTIGLIERI	Yamaha - TMT RACING			
IDEAL LAP TIME : 1:07.598		BEST LAP TIME : 1:07.959	DIFFERENCE : 0.361			
LAP	SECTOR 1	SECTOR 2	LAP TIME	MPH	DIFF	TIME OF DAY

1 -		26.639	1:15.850	57.33	7.891	14:32:45.313
2 -	42.864	26.910	1:09.774	62.32	1.815	14:33:55.087
3 -	42.078	26.652	1:08.730	63.27	0.771	14:35:03.817
4 -	42.113	26.193	1:08.306 (2)	63.66	0.347	14:36:12.123
5 -	41.818	26.682	1:08.500 (3)	63.48	0.541	14:37:20.623
6 -	41.405	26.554	1:07.959 (1)	63.98		14:38:28.582

P29	52 C	Lee BARRETT	Yamaha - LKJ contract cleaning & dad/mum			
IDEAL LAP TIME : 58.964		BEST LAP TIME : 58.964	DIFFERENCE : 0.000			
LAP	SECTOR 1	SECTOR 2	LAP TIME	MPH	DIFF	TIME OF DAY

1 -		23.358	1:06.906	64.99	7.942	14:32:36.369
2 -	35.637	23.327	58.964 (1)	73.75		14:33:35.333

BMCRC - MRO Championships 2018 - Rnd 1 @ Brands Hatch Indy

Reactive Parts MRO Powerbikes inc BG Products Clubman 1000

RACE 6 - BEST SECTORS

SECTOR 1			SECTOR 2			IDEAL / BEST COMPARISON						
POS	NO	NAME	TIME	NO	NAME	TIME	POS	NO	NAME	IDEAL	BEST	DIFF
									PERFECT LAP	50.913		
1	3	PARKER	30.628	3	PARKER	20.285	1	3	PARKER	50.913	51.032	0.119
2	2	BAKER	30.929	2	BAKER	20.322	2	2	BAKER	51.251	51.251	0.000
3	99	JOHNSON	31.001	76	BYARD	20.387	3	99	JOHNSON	51.662	51.662	0.000
4	1	MORPHETT	31.472	99	JOHNSON	20.661	4	76	BYARD	52.240	52.240	0.000
5	40	PATMORE	31.794	40	PATMORE	20.941	5	1	MORPHETT	52.538	52.538	0.000
6	76	BYARD	31.853	1	MORPHETT	21.066	6	40	PATMORE	52.735	52.896	0.161
7	62	SILVAIN	31.984	148	WILSON	21.087	7	148	WILSON	53.157	53.564	0.407
8	5	O'DONOVAN	32.033	47	DANCE	21.139	8	62	SILVAIN	53.265	53.458	0.193
9	148	WILSON	32.070	51	HOGARTH	21.203	9	51	HOGARTH	53.380	53.535	0.155
10	51	HOGARTH	32.177	46	GATES	21.214	10	5	O'DONOVAN	53.443	53.443	0.000
11	46	GATES	32.308	10	WILBY	21.215	11	46	GATES	53.522	53.522	0.000
12	10	WILBY	32.360	15	SIEMIENIUK-JUZWIUK	21.219	12	10	WILBY	53.575	53.698	0.123
13	15	SIEMIENIUK-JUZWIUK	32.427	62	SILVAIN	21.281	13	47	DANCE	53.620	53.764	0.144
14	47	DANCE	32.481	5	O'DONOVAN	21.410	14	15	SIEMIENIUK-JUZWIUK	53.646	53.836	0.190
15	28	HOARE	32.504	37	MORELLO	21.425	15	28	HOARE	54.021	54.031	0.010
16	8	COUGHLAN	32.550	28	HOARE	21.517	16	8	COUGHLAN	54.080	54.080	0.000
17	37	MORELLO	32.697	8	COUGHLAN	21.530	17	37	MORELLO	54.122	54.231	0.109
18	154	WHISKER	33.079	333	HOUGHTON	21.705	18	154	WHISKER	54.915	55.050	0.135
19	14	YOUNG	33.218	55	GARNER	21.735	19	14	YOUNG	55.011	55.180	0.169
20	277	AVERRE	33.432	14	YOUNG	21.793	20	333	HOUGHTON	55.171	55.171	0.000
21	333	HOUGHTON	33.466	154	WHISKER	21.836	21	55	GARNER	55.224	55.225	0.001
22	55	GARNER	33.489	277	AVERRE	21.955	22	277	AVERRE	55.387	55.387	0.000
23	50	WELFORD	33.720	200	HILLIARD	21.961	23	200	HILLIARD	55.742	55.756	0.014
24	200	HILLIARD	33.781	50	WELFORD	22.414	24	50	WELFORD	56.134	56.134	0.000
25	7	DAVIS	34.967	7	DAVIS	22.637	25	7	DAVIS	57.604	57.931	0.327
26	44	BARRETT	35.373	44	BARRETT	22.801	26	44	BARRETT	58.174	58.423	0.249
27	52	BARRETT	35.637	52	BARRETT	23.327	27	52	BARRETT	58.964	58.964	0.000
28	33	BOTTIGLIERI	41.405	33	BOTTIGLIERI	26.193	28	33	BOTTIGLIERI	1:07.598	1:07.959	0.361
29							29	71	NORTON		52.687	
30												

Weather / Track : Cloudy / Dry

Results can be found at www.tsl-timing.com

Brands Hatch Indy
Circuit Length = 1.2079 miles
Start: 14:31 Flag 14:37 End: 14:38

Printed - 14:40 Saturday, 10 March 2018

BMCRC - MRO Championships 2018 - Rnd 1 @ Brands Hatch Indy

Reactive Parts MRO Powerbikes inc BG Products Clubman 1000

RACE 6 - GRID (15 Laps)



ROW 12	36		35	32 Martin MORRIS	34	42 Andy HORNBY	
ROW 11		33	30 Rob McNEALY	32	33 Carlo BOTTIGLIERI	31	72 Michael O'BRIEN
ROW 10		30	52 Lee BARRETT	29	44 Kevan BARRETT	28	7 John DAVIS
ROW 9		27	34 Jeremy NICHOLSON	26	50 Dan WELFORD	25	55 Paul GARNER
ROW 8		24	14 Steven YOUNG	23	333 Andrew HOUGHTON	22	154 Michael WHISKER
ROW 7		21	277 Adrian AVERRE	20	200 Scott HILLIARD	19	37 Aldo MORELLO
ROW 6		18	8 John COUGHLAN	17	28 Kelvin HOARE	16	15 Mariusz SIEMIENIUK-JUZWIUK
ROW 5		15	47 Daryl DANCE	14	148 Nicky WILSON	13	51 Michael HOGARTH
ROW 4		12	46 Simon GATES	11	62 Kevin SILVAIN	10	5 Kyle O'DONOVAN
ROW 3		9	10 Paul WILBY	8	40 Aiden PATMORE	7	88 John BUTLER
ROW 2		6	71 Tom NORTON	5	1 Joe MORPHETT	4	76 Jason BYARD
ROW 1		3	99 Anthony JOHNSON	2	2 Peter BAKER	1	3 Colin PARKER
							Pole

Brands Hatch Indy
Circuit Length = 1.2079 miles

These results are provisional until the conclusion of any judicial and technical matters.

Clerk Of Course :	Timekeeper :
-------------------	--------------

Results can be found at www.tsl-timing.com

Printed - 14:46 Saturday, 10 March 2018



BMCRC - MRO Championships 2018 - Rnd 1 @ Brands Hatch Indy

Reactive Parts MRO Powerbikes inc BG Products Clubman 1000

RACE 6 - CLASSIFICATION



POS	NO	CL	PIC NAME	ENTRY	LAPS	TIME	GAP	DIFF	MPH	BEST	ON
1	99		1 Anthony JOHNSON	BMW - Bexhill gearboxes	14	12:35.670			80.56	52.735	13
2	2		2 Peter BAKER	Kawasaki -	14	12:48.421	12.751	12.751	79.22	52.409	12
3	3		3 Colin PARKER	Yamaha - Global Robots	14	12:51.237	15.567	2.816	78.93	52.414	13
4	40	C	1 Aiden PATMORE	Kawasaki - MSS	14	12:57.828	22.158	6.591	78.26	53.230	14
5	10	C	2 Paul WILBY	Yamaha - MOREMOTO	14	12:57.886	22.216	0.058	78.26	53.873	13
6	148		4 Nicky WILSON	Ducati - Ducati Alton/carbon Conquest	14	12:59.147	23.477	1.261	78.13	53.869	14
7	1		5 Joe MORPHETT	Yamaha -	14	13:00.611	24.941	1.464	77.99	54.958	9
8	88*		6 John BUTLER	Kawasaki - Butler-Hills Ltd	14	13:03.759	28.089	3.148	77.67	53.856	13
9	47		7 Daryl DANCE	Yamaha - 2 brothers scaffolding/Dad	14	13:05.916	30.246	2.157	77.46	55.003	5
10	62	C	3 Kevin SILVAIN	Kawasaki - KSAUTOS	14	13:06.348	30.678	0.432	77.42	54.875	9
11	46	C	4 Simon GATES	Kawasaki - Team Kawafati	14	13:14.797	39.127	8.449	76.59	54.341	12
12	42	C	5 Andy HORNBY	Kawasaki -	14	13:21.697	46.027	6.900	75.93	55.275	13
13	14	C	6 Steven YOUNG	Yamaha - WDE Recruitment	14	13:23.353	47.683	1.656	75.78	55.890	11
14	8		8 John COUGHLAN	Aprilia - BIKERSWORLD	14	13:23.429	47.759	0.076	75.77	55.661	12
15	37	C	7 Aldo MORELLO	Yamaha - Bitstocks & Reveal	14	13:23.492	47.822	0.063	75.76	55.455	10
16	72		9 Michael O'BRIEN	Yamaha -	14	13:24.180	48.510	0.688	75.70	54.959	6
17	76		10 Jason BYARD	Suzuki - May Construction	14	13:24.374	48.704	0.194	75.68	54.321	13
18	277	C	8 Adrian AVERRE	Yamaha - Ryders Alley Racing	14	13:28.057	52.387	3.683	75.34	55.394	7
19	15	C	9 Mariusz SIEMIENIUK-JUZWIUK	BMW - BELMONT AUTO SERVICE	14	13:28.785	53.115	0.728	75.27	56.054	6
20	154	C	10 Michael WHISKER	BMW -	14	13:31.061	55.391	2.276	75.06	56.009	6
21	200	C	11 Scott HILLIARD	Kawasaki - me, myself and I	14	13:31.120	55.450	0.059	75.05	55.711	13
22	55	C	12 Paul GARNER	Yamaha - A51 Racing	14	13:31.235	55.565	0.115	75.04	56.084	6
23	51		11 Michael HOGARTH	Kawasaki - WHR Racing	13	12:46.829	1 Lap	1 Lap	73.72	57.457	4
24	71		12 Tom NORTON	Suzuki -	13	12:51.150	1 Lap	4.321	73.30	54.490	9
25	34	C	13 Jeremy NICHOLSON	Yamaha - Freshwater Estates	13	12:53.954	1 Lap	2.804	73.04	57.594	11
26	333	C	14 Andrew HOUGHTON	Kawasaki -	13	12:54.294	1 Lap	0.340	73.01	57.303	11
27	52	C	15 Lee BARRETT	Yamaha - LKJ contract cleaning & dad/mum	13	13:05.800	1 Lap	11.506	71.94	57.487	13
28	7	C	16 John DAVIS	Yamaha -	13	13:12.944	1 Lap	7.144	71.29	58.676	12
29	44	C	17 Kevan BARRETT	Kawasaki - LKJ Contracts	13	13:23.110	1 Lap	10.166	70.39	59.874	12

NOT CLASSIFIED

DNF	28		Kelvin HOARE	Kawasaki - Southern and Country Roofing Ltd	7	6:48.553	7 Laps	6 Laps	74.50	56.407	4
DNF	5		Kyle O'DONOVAN	Suzuki - Global Robots	3	2:57.143	11 Laps	4 Laps	73.64	56.798	2

FASTEST LAP

	2		Peter BAKER	Kawasaki -	12	52.409		82.97 mph		133.53 kph	
	40	C	Aiden PATMORE	Kawasaki - MSS	14	53.230		81.69 mph		131.47 kph	

* No. 88 - 10 second penalty - yellow flag infringement

Class - 92.5% of Race Speed = 74.51 mph

Class C - 92.5% of Race Speed = 72.39 mph

Brands Hatch Indy

Circuit Length = 1.2079 miles

Start: 12:17 Flag 12:29 End: 12:30

Weather / Track : Cloudy / Drying

These results are provisional until the conclusion of any judicial and technical matters.

Clerk Of Course :	Timekeeper :
-------------------	--------------

Results can be found at www.tsl-timing.com

Printed - 12:31 Sunday, 11 March 2018



BMCRC - MRO Championships 2018 - Rnd 1 @ Brands Hatch Indy

Reactive Parts MRO Powerbikes inc BG Products Clubman 1000

RACE 6 - LAP CHART

277	38.634	56.977	15	46.758	57.765	200	55.450	57.932
200	38.917	56.634	200	47.707	58.239	55	55.565	58.646
51	49.294	57.733						

LAP 11 @ 12:27:13.440

NO	BEHIND	LAP TIME
99		53.942
34	1 Lap	58.246
333	1 Lap	58.086
71	1 Lap	55.160
2	11.504	53.068
88	14.122	54.621
3	14.214	54.533
52	1 Lap	59.118
1	18.415	56.442
10	18.500	56.399
148	18.705	56.306
40	19.197	55.470
7	1 Lap	1:00.444
47	21.316	56.129
62	23.861	55.298
44	1 Lap	1:00.773
46	34.453	54.409
37	36.534	55.682
8	38.120	55.726
14	38.300	55.890
42	38.602	55.540
72	40.396	56.427
154	41.213	57.189
76	41.710	57.323
15	42.367	59.421
277	42.432	57.740
55	42.645	58.121
200	42.842	57.867

LAP 13 @ 12:28:59.549

NO	BEHIND	LAP TIME
99		52.735
51	1 Lap	58.317
2	12.933	55.129
34	1 Lap	58.586
333	1 Lap	58.431
71	1 Lap	56.717
3	14.745	52.414
88	16.242	53.856
10	21.175	53.873
40	22.093	54.357
148	22.773	55.123
1	22.868	55.415
52	1 Lap	58.296
47	27.900	56.668
62	28.241	55.189
7	1 Lap	58.676
46	37.800	55.115
44	1 Lap	59.874
37	43.052	56.838
42	43.107	55.275
8	43.938	56.266
14	44.130	55.952
72	45.894	55.536
76	46.865	54.321
277	49.852	57.108
154	49.911	57.470
55	50.084	57.228
15	50.144	56.121
200	50.683	55.711

LAP 12 @ 12:28:06.814

NO	BEHIND	LAP TIME
99		53.374
51	1 Lap	58.153
34	1 Lap	57.594
333	1 Lap	57.303
71	1 Lap	56.085
2	10.539	52.409
3	15.066	54.226
88	15.121	54.373
10	20.037	54.911
1	20.188	55.147
52	1 Lap	58.031
148	20.385	55.054
40	20.471	54.648
47	23.967	56.025
7	1 Lap	59.317
62	25.787	55.300
44	1 Lap	1:00.151
46	35.420	54.341
37	38.949	55.789
8	40.407	55.661
42	40.567	55.339
14	40.913	55.987
72	43.093	56.071
154	45.176	57.337
76	45.279	56.943
277	45.479	56.421
55	45.591	56.320

LAP 14 @ 12:29:52.714

NO	BEHIND	LAP TIME
99		53.165
51	1 Lap	58.611
2	12.751	52.983
71	1 Lap	55.111
3	15.567	53.987
88	18.089	55.012
34	1 Lap	58.415
333	1 Lap	58.320
40	22.158	53.230
10	22.216	54.206
148	23.477	53.869
1	24.941	55.238
52	1 Lap	57.487
47	30.246	55.511
62	30.678	55.602
7	1 Lap	58.932
46	39.127	54.492
42	46.027	56.085
44	1 Lap	1:00.697
14	47.683	56.718
8	47.759	56.986
37	47.822	57.935
72	48.510	55.781
76	48.704	55.004
277	52.387	55.700
15	53.115	56.136
154	55.391	58.645

Weather / Track : Cloudy / Drying

Brands Hatch Indy
Circuit Length = 1.2079 miles
Start: 12:17 Flag 12:29 End: 12:30

BMCRC - MRO Championships 2018 - Rnd 1 @ Brands Hatch Indy

Reactive Parts MRO Powerbikes inc BG Products Clubman 1000

RACE 6 - SECTOR ANALYSIS



SECTOR 1 = FL to I1, SECTOR 2 = I1 to FL, DIFF = Difference To Personal Best Lap, P = Crossed Finish Line in Pit Lane, D = Time Disallowed

P1 99		Anthony JOHNSON		BMW - Bexhill gearboxes		
IDEAL LAP TIME : 52.735		BEST LAP TIME : 52.735		DIFFERENCE : 0.000		
LAP	SECTOR 1	SECTOR 2	LAP TIME	MPH	DIFF	TIME OF DAY
1 -		21.688	58.507	74.32	5.772	12:18:15.551
2 -	32.129	21.716	53.845	80.76	1.110	12:19:09.396
3 -	31.952	21.824	53.776	80.86	1.041	12:20:03.172
4 -	32.499	21.832	54.331	80.03	1.596	12:20:57.503
5 -	32.342	21.913	54.255	80.15	1.520	12:21:51.758
6 -	32.251	21.800	54.051	80.45	1.316	12:22:45.809
7 -	31.963	21.669	53.632	81.08	0.897	12:23:39.441
8 -	31.670	21.879	53.549	81.20	0.814	12:24:32.990
9 -	31.788	21.792	53.580	81.16	0.845	12:25:26.570
10 -	31.513	21.415	52.928 (2)	82.16	0.193	12:26:19.498
11 -	32.421	21.521	53.942	80.61	1.207	12:27:13.440
12 -	31.924	21.450	53.374	81.47	0.639	12:28:06.814
13 -	31.403	21.332	52.735 (1)	82.46		12:28:59.549
14 -	31.584	21.581	53.165 (3)	81.79	0.430	12:29:52.714

P2 2		Peter BAKER		Kawasaki -		
IDEAL LAP TIME : 52.409		BEST LAP TIME : 52.409		DIFFERENCE : 0.000		
LAP	SECTOR 1	SECTOR 2	LAP TIME	MPH	DIFF	TIME OF DAY
1 -		22.448	1:01.329	70.90	8.920	12:18:18.373
2 -	33.180	22.224	55.404	78.48	2.995	12:19:13.777
3 -	33.282	22.138	55.420	78.46	3.011	12:20:09.197
4 -	32.893	21.810	54.703	79.49	2.294	12:21:03.900
5 -	33.361	22.053	55.414	78.47	3.005	12:21:59.314
6 -	33.713	21.883	55.596	78.21	3.187	12:22:54.910
7 -	33.025	21.940	54.965	79.11	2.556	12:23:49.875
8 -	32.606	21.853	54.459	79.85	2.050	12:24:44.334
9 -	31.502	21.389	52.891 (2)	82.21	0.482	12:25:37.225
10 -	31.783	22.868	54.651	79.57	2.242	12:26:31.876
11 -	31.892	21.176	53.068	81.94	0.659	12:27:24.944
12 -	31.444	20.965	52.409 (1)	82.97		12:28:17.353
13 -	32.415	22.714	55.129	78.88	2.720	12:29:12.482
14 -	31.656	21.327	52.983 (3)	82.07	0.574	12:30:05.465

P3 3		Colin PARKER		Yamaha - Global Robots		
IDEAL LAP TIME : 52.414		BEST LAP TIME : 52.414		DIFFERENCE : 0.000		
LAP	SECTOR 1	SECTOR 2	LAP TIME	MPH	DIFF	TIME OF DAY
1 -		22.836	1:02.425	69.66	10.011	12:18:19.469
2 -	33.683	22.512	56.195	77.38	3.781	12:19:15.664
3 -	33.063	22.254	55.317	78.61	2.903	12:20:10.981
4 -	32.313	21.905	54.218	80.20	1.804	12:21:05.199
5 -	33.050	21.877	54.927	79.17	2.513	12:22:00.126
6 -	33.709	22.259	55.968	77.69	3.554	12:22:56.094
7 -	32.551	21.647	54.198	80.23	1.784	12:23:50.292
8 -	33.302	21.667	54.969	79.11	2.555	12:24:45.261
9 -	32.436	21.398	53.834 (2)	80.77	1.420	12:25:39.095
10 -	32.437	21.589	54.026	80.49	1.612	12:26:33.121
11 -	32.384	22.149	54.533	79.74	2.119	12:27:27.654
12 -	32.690	21.536	54.226	80.19	1.812	12:28:21.880
13 -	31.142	21.272	52.414 (1)	82.96		12:29:14.294
14 -	32.427	21.560	53.987 (3)	80.54	1.573	12:30:08.281

P4 40 C		Aiden PATMORE		Kawasaki - MSS		
IDEAL LAP TIME : 53.230		BEST LAP TIME : 53.230		DIFFERENCE : 0.000		
LAP	SECTOR 1	SECTOR 2	LAP TIME	MPH	DIFF	TIME OF DAY
1 -		22.547	1:03.114	68.90	9.884	12:18:20.158
2 -	34.088	22.179	56.267	77.28	3.037	12:19:16.425
3 -	34.080	22.196	56.276	77.27	3.046	12:20:12.701

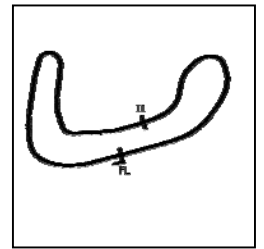
Weather / Track : Cloudy / Drying

Brands Hatch Indy
Circuit Length = 1.2079 miles
Start: 12:17 Flag 12:29 End: 12:30

BMCRC - MRO Championships 2018 - Rnd 1 @ Brands Hatch Indy

Reactive Parts MRO Powerbikes inc BG Products Clubman 1000

RACE 6 - SECTOR ANALYSIS



SECTOR 1 = FL to I1, SECTOR 2 = I1 to FL, DIFF = Difference To Personal Best Lap, P = Crossed Finish Line in Pit Lane, D = Time Disallowed

4 -	34.082	22.116	56.198	77.38	2.968	12:21:08.899
5 -	33.525	22.229	55.754	77.99	2.524	12:22:04.653
6 -	33.035	21.809	54.844	79.29	1.614	12:22:59.497
7 -	33.146	21.964	55.110	78.90	1.880	12:23:54.607
8 -	32.771	21.724	54.495	79.79	1.265	12:24:49.102
9 -	32.522	21.604	54.126 (3)	80.34	0.896	12:25:43.228
10 -	32.270	21.669	53.939 (2)	80.62	0.709	12:26:37.167
11 -	32.567	22.903	55.470	78.39	2.240	12:27:32.637
12 -	33.014	21.634	54.648	79.57	1.418	12:28:27.285
13 -	32.428	21.929	54.357	80.00	1.127	12:29:21.642
14 -	31.819	21.411	53.230 (1)	81.69		12:30:14.872

P5	10 C	Paul WILBY	Yamaha - MOREMOTO		
IDEAL LAP TIME :	53.846	BEST LAP TIME :	53.873	DIFFERENCE :	0.027

LAP	SECTOR 1	SECTOR 2	LAP TIME	MPH	DIFF	TIME OF DAY
1 -		21.956	1:00.392	72.00	6.519	12:18:17.436
2 -	32.972	21.978	54.950	79.13	1.077	12:19:12.386
3 -	33.307	22.088	55.395	78.50	1.522	12:20:07.781
4 -	33.258	22.218	55.476	78.38	1.603	12:21:03.257
5 -	34.225	22.160	56.385	77.12	2.512	12:21:59.642
6 -	33.638	22.198	55.836	77.88	1.963	12:22:55.478
7 -	32.887	21.872	54.759 (3)	79.41	0.886	12:23:50.237
8 -	33.145	21.902	55.047	78.99	1.174	12:24:45.284
9 -	33.015	21.898	54.913	79.19	1.040	12:25:40.197
10 -	33.292	22.052	55.344	78.57	1.471	12:26:35.541
11 -	33.289	23.110	56.399	77.10	2.526	12:27:31.940
12 -	32.345	22.566	54.911	79.19	1.038	12:28:26.851
13 -	32.372	21.501	53.873 (1)	80.71		12:29:20.724
14 -	32.511	21.695	54.206 (2)	80.22	0.333	12:30:14.930

P6	148	Nicky WILSON	Ducati - Ducati Alton/carbon Conquest		
IDEAL LAP TIME :	53.776	BEST LAP TIME :	53.869	DIFFERENCE :	0.093

LAP	SECTOR 1	SECTOR 2	LAP TIME	MPH	DIFF	TIME OF DAY
1 -		22.660	1:03.747	68.21	9.878	12:18:20.791
2 -	34.283	22.406	56.689	76.70	2.820	12:19:17.480
3 -	33.216	22.195	55.411	78.47	1.542	12:20:12.891
4 -	32.631	21.672	54.303 (3)	80.08	0.434	12:21:07.194
5 -	32.694	21.853	54.547	79.72	0.678	12:22:01.741
6 -	32.778	21.845	54.623	79.61	0.754	12:22:56.364
7 -	33.171	22.214	55.385	78.51	1.516	12:23:51.749
8 -	33.062	22.048	55.110	78.90	1.241	12:24:46.859
9 -	33.126	21.690	54.816	79.33	0.947	12:25:41.675
10 -	32.674	21.490	54.164 (2)	80.28	0.295	12:26:35.839
11 -	33.249	23.057	56.306	77.23	2.437	12:27:32.145
12 -	32.948	22.106	55.054	78.98	1.185	12:28:27.199
13 -	33.135	21.988	55.123	78.88	1.254	12:29:22.322
14 -	32.286	21.583	53.869 (1)	80.72		12:30:16.191

P7	1	Joe MORPHETT	Yamaha -		
IDEAL LAP TIME :	54.858	BEST LAP TIME :	54.958	DIFFERENCE :	0.100

LAP	SECTOR 1	SECTOR 2	LAP TIME	MPH	DIFF	TIME OF DAY
1 -		21.947	1:00.126	72.32	5.168	12:18:17.170
2 -	33.032	21.949	54.981 (2)	79.09	0.023	12:19:12.151
3 -	33.357	22.069	55.426	78.45	0.468	12:20:07.577
4 -	33.332	22.162	55.494	78.36	0.536	12:21:03.071
5 -	33.751	22.280	56.031	77.61	1.073	12:21:59.102
6 -	33.299	22.144	55.443	78.43	0.485	12:22:54.545
7 -	32.911	22.452	55.363	78.54	0.405	12:23:49.908
8 -	33.155	22.022	55.177	78.81	0.219	12:24:45.085
9 -	32.938	22.020	54.958 (1)	79.12		12:25:40.043
10 -	33.032	22.338	55.370	78.53	0.412	12:26:35.413
11 -	33.216	23.226	56.442	77.04	1.484	12:27:31.855

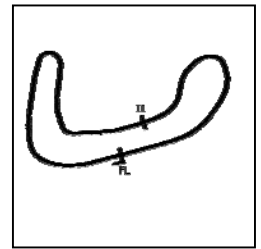
Weather / Track : Cloudy / Drying

Brands Hatch Indy
Circuit Length = 1.2079 miles
Start: 12:17 Flag 12:29 End: 12:30

BMCRC - MRO Championships 2018 - Rnd 1 @ Brands Hatch Indy

Reactive Parts MRO Powerbikes inc BG Products Clubman 1000

RACE 6 - SECTOR ANALYSIS



SECTOR 1 = FL to I1, SECTOR 2 = I1 to FL, DIFF = Difference To Personal Best Lap, P = Crossed Finish Line in Pit Lane, D = Time Disallowed

12 -	33.017	22.130	55.147 (3)	78.85	0.189	12:28:27.002
13 -	33.113	22.302	55.415	78.47	0.457	12:29:22.417
14 -	33.154	22.084	55.238	78.72	0.280	12:30:17.655

P8 88		John BUTLER		Kawasaki - Butler-Hills Ltd			
IDEAL LAP TIME : 53.745		BEST LAP TIME : 53.856		DIFFERENCE : 0.111			
LAP	SECTOR 1	SECTOR 2	LAP TIME	MPH	DIFF	TIME OF DAY	
1 -		22.150	1:01.418	70.80	7.562	12:18:18.462	
2 -	33.327	22.061	55.388	78.51	1.532	12:19:13.850	
3 -	33.065	22.057	55.122	78.89	1.266	12:20:08.972	
4 -	32.841	21.758	54.599	79.64	0.743	12:21:03.571	
5 -	33.511	22.080	55.591	78.22	1.735	12:21:59.162	
6 -	33.510	22.107	55.617	78.18	1.761	12:22:54.779	
7 -	32.984	21.994	54.978	79.09	1.122	12:23:49.757	
8 -	32.572	22.045	54.617	79.61	0.761	12:24:44.374	
9 -	32.186	21.686	53.872 (2)	80.72	0.016	12:25:38.246	
10 -	32.904	21.791	54.695	79.50	0.839	12:26:32.941	
11 -	32.391	22.230	54.621	79.61	0.765	12:27:27.562	
12 -	32.567	21.806	54.373 (3)	79.97	0.517	12:28:21.935	
13 -	32.059	21.797	53.856 (1)	80.74		12:29:15.791	
14 -	32.755	22.257	55.012	79.04	1.156	12:30:10.803	

P9 47		Daryl DANCE		Yamaha - 2 brothers scaffolding/Dad			
IDEAL LAP TIME : 54.883		BEST LAP TIME : 55.003		DIFFERENCE : 0.120			
LAP	SECTOR 1	SECTOR 2	LAP TIME	MPH	DIFF	TIME OF DAY	
1 -		22.249	1:02.564	69.50	7.561	12:18:19.608	
2 -	33.264	21.889	55.153 (3)	78.84	0.150	12:19:14.761	
3 -	33.049	22.108	55.157	78.84	0.154	12:20:09.918	
4 -	33.073	21.941	55.014 (2)	79.04	0.011	12:21:04.932	
5 -	33.169	21.834	55.003 (1)	79.06		12:21:59.935	
6 -	33.747	22.435	56.182	77.40	1.179	12:22:56.117	
7 -	33.216	22.068	55.284	78.65	0.281	12:23:51.401	
8 -	33.248	22.035	55.283	78.66	0.280	12:24:46.684	
9 -	33.464	22.322	55.786	77.95	0.783	12:25:42.470	
10 -	33.449	22.708	56.157	77.43	1.154	12:26:38.627	
11 -	33.896	22.233	56.129	77.47	1.126	12:27:34.756	
12 -	33.762	22.263	56.025	77.61	1.022	12:28:30.781	
13 -	34.315	22.353	56.668	76.73	1.665	12:29:27.449	
14 -	33.413	22.098	55.511	78.33	0.508	12:30:22.960	

P10 62 C		Kevin SILVAIN		Kawasaki - KSAUTOS			
IDEAL LAP TIME : 54.832		BEST LAP TIME : 54.875		DIFFERENCE : 0.043			
LAP	SECTOR 1	SECTOR 2	LAP TIME	MPH	DIFF	TIME OF DAY	
1 -		22.963	1:04.271	67.65	9.396	12:18:21.315	
2 -	34.051	22.485	56.536	76.91	1.661	12:19:17.851	
3 -	33.960	22.427	56.387	77.12	1.512	12:20:14.238	
4 -	32.916	22.217	55.133 (3)	78.87	0.258	12:21:09.371	
5 -	33.342	22.500	55.842	77.87	0.967	12:22:05.213	
6 -	33.079	22.260	55.339	78.58	0.464	12:23:00.552	
7 -	33.283	22.071	55.354	78.55	0.479	12:23:55.906	
8 -	33.888	22.204	56.092	77.52	1.217	12:24:51.998	
9 -	32.873	22.002	54.875 (1)	79.24		12:25:46.873	
10 -	32.972	22.158	55.130 (2)	78.87	0.255	12:26:42.003	
11 -	33.339	21.959	55.298	78.63	0.423	12:27:37.301	
12 -	33.022	22.278	55.300	78.63	0.425	12:28:32.601	
13 -	33.129	22.060	55.189	78.79	0.314	12:29:27.790	
14 -	33.582	22.020	55.602	78.20	0.727	12:30:23.392	

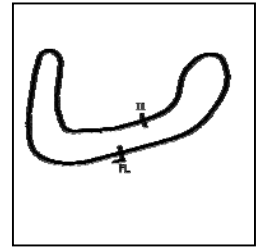
Weather / Track : Cloudy / Drying

Brands Hatch Indy
Circuit Length = 1.2079 miles
Start: 12:17 Flag 12:29 End: 12:30

BMCRC - MRO Championships 2018 - Rnd 1 @ Brands Hatch Indy

Reactive Parts MRO Powerbikes inc BG Products Clubman 1000

RACE 6 - SECTOR ANALYSIS



SECTOR 1 = FL to I1, SECTOR 2 = I1 to FL, DIFF = Difference To Personal Best Lap, P = Crossed Finish Line in Pit Lane, D = Time Disallowed

P11 46 C		Simon GATES		Kawasaki - Team Kawafati		
IDEAL LAP TIME : 54.040		BEST LAP TIME : 54.341		DIFFERENCE : 0.301		
LAP	SECTOR 1	SECTOR 2	LAP TIME	MPH	DIFF	TIME OF DAY
1 -		23.148	1:05.648	66.24	11.307	12:18:22.692
2 -	34.912	22.583	57.495	75.63	3.154	12:19:20.187
3 -	34.265	22.433	56.698	76.69	2.357	12:20:16.885
4 -	34.681	22.591	57.272	75.92	2.931	12:21:14.157
5 -	33.980	22.819	56.799	76.56	2.458	12:22:10.956
6 -	34.269	22.724	56.993	76.30	2.652	12:23:07.949
7 -	34.171	22.623	56.794	76.56	2.453	12:24:04.743
8 -	34.280	22.750	57.030	76.25	2.689	12:25:01.773
9 -	34.268	22.590	56.858	76.48	2.517	12:25:58.631
10 -	33.083	21.770	54.853	79.27	0.512	12:26:53.484
11 -	33.000	21.409	54.409 (2)	79.92	0.068	12:27:47.893
12 -	32.783	21.558	54.341 (1)	80.02		12:28:42.234
13 -	33.369	21.746	55.115	78.90	0.774	12:29:37.349
14 -	32.631	21.861	54.492 (3)	79.80	0.151	12:30:31.841

P12 42 C		Andy HORNBY		Kawasaki -		
IDEAL LAP TIME : 54.888		BEST LAP TIME : 55.275		DIFFERENCE : 0.387		
LAP	SECTOR 1	SECTOR 2	LAP TIME	MPH	DIFF	TIME OF DAY
1 -		24.765	1:09.313	62.73	14.038	12:18:26.357
2 -	35.536	23.219	58.755	74.01	3.480	12:19:25.112
3 -	34.899	22.682	57.581	75.52	2.306	12:20:22.693
4 -	34.454	22.328	56.782	76.58	1.507	12:21:19.475
5 -	33.614	22.128	55.742	78.01	0.467	12:22:15.217
6 -	34.181	21.898	56.079	77.54	0.804	12:23:11.296
7 -	33.612	22.054	55.666	78.11	0.391	12:24:06.962
8 -	34.739	22.533	57.272	75.92	1.997	12:25:04.234
9 -	33.560	22.416	55.976	77.68	0.701	12:26:00.210
10 -	33.895	22.397	56.292	77.25	1.017	12:26:56.502
11 -	33.453	22.087	55.540 (3)	78.29	0.265	12:27:52.042
12 -	33.168	22.171	55.339 (2)	78.58	0.064	12:28:47.381
13 -	32.990	22.285	55.275 (1)	78.67		12:29:42.656
14 -	33.476	22.609	56.085	77.53	0.810	12:30:38.741

P13 14 C		Steven YOUNG		Yamaha - WDE Recruitment		
IDEAL LAP TIME : 55.638		BEST LAP TIME : 55.890		DIFFERENCE : 0.252		
LAP	SECTOR 1	SECTOR 2	LAP TIME	MPH	DIFF	TIME OF DAY
1 -		23.402	1:06.426	65.46	10.536	12:18:23.470
2 -	34.705	22.172	56.877	76.45	0.987	12:19:20.347
3 -	34.667	22.493	57.160	76.07	1.270	12:20:17.507
4 -	34.513	22.332	56.845	76.49	0.955	12:21:14.352
5 -	34.435	23.031	57.466	75.67	1.576	12:22:11.818
6 -	34.291	22.305	56.596	76.83	0.706	12:23:08.414
7 -	34.168	22.936	57.104	76.15	1.214	12:24:05.518
8 -	34.640	22.481	57.121	76.12	1.231	12:25:02.639
9 -	34.046	22.493	56.539	76.91	0.649	12:25:59.178
10 -	34.194	22.478	56.672	76.73	0.782	12:26:55.850
11 -	33.740	22.150	55.890 (1)	77.80		12:27:51.740
12 -	33.890	22.097	55.987 (3)	77.67	0.097	12:28:47.727
13 -	33.541	22.411	55.952 (2)	77.72	0.062	12:29:43.679
14 -	33.822	22.896	56.718	76.67	0.828	12:30:40.397

P14 8		John COUGHLAN		Aprilia - BIKERSWORLD		
IDEAL LAP TIME : 55.502		BEST LAP TIME : 55.661		DIFFERENCE : 0.159		
LAP	SECTOR 1	SECTOR 2	LAP TIME	MPH	DIFF	TIME OF DAY
1 -		23.407	1:05.161	66.73	9.500	12:18:22.205
2 -	34.649	22.801	57.450	75.69	1.789	12:19:19.655
3 -	34.168	22.889	57.057	76.21	1.396	12:20:16.712

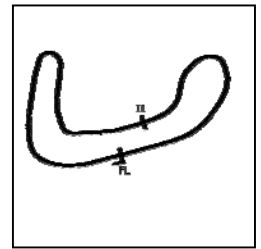
Weather / Track : Cloudy / Drying

Brands Hatch Indy
Circuit Length = 1.2079 miles
Start: 12:17 Flag 12:29 End: 12:30

BMCRC - MRO Championships 2018 - Rnd 1 @ Brands Hatch Indy

Reactive Parts MRO Powerbikes inc BG Products Clubman 1000

RACE 6 - SECTOR ANALYSIS



SECTOR 1 = FL to I1, SECTOR 2 = I1 to FL, DIFF = Difference To Personal Best Lap, P = Crossed Finish Line in Pit Lane, D = Time Disallowed

4 -	34.407	22.670	57.077	76.18	1.416	12:21:13.789
5 -	34.157	22.927	57.084	76.17	1.423	12:22:10.873
6 -	34.234	22.750	56.984	76.31	1.323	12:23:07.857
7 -	34.145	22.602	56.747	76.63	1.086	12:24:04.604
8 -	34.322	22.763	57.085	76.17	1.424	12:25:01.689
9 -	34.280	22.532	56.812	76.54	1.151	12:25:58.501
10 -	34.689	22.644	57.333	75.84	1.672	12:26:55.834
11 -	33.595	22.131	55.726 (2)	78.03	0.065	12:27:51.560
12 -	33.371	22.290	55.661 (1)	78.12		12:28:47.221
13 -	33.926	22.340	56.266 (3)	77.28	0.605	12:29:43.487
14 -	33.897	23.089	56.986	76.31	1.325	12:30:40.473

P15 37 C Aldo MORELLO		Yamaha - Bitstocks & Reveal	
IDEAL LAP TIME : 55.171	BEST LAP TIME : 55.455	DIFFERENCE : 0.284	

LAP	SECTOR 1	SECTOR 2	LAP TIME	MPH	DIFF	TIME OF DAY
1 -		23.544	1:06.781	65.11	11.326	12:18:23.825
2 -	35.271	22.851	58.122	74.81	2.667	12:19:21.947
3 -	35.411	22.361	57.772	75.27	2.317	12:20:19.719
4 -	33.748	22.580	56.328	77.20	0.873	12:21:16.047
5 -	34.318	22.273	56.591	76.84	1.136	12:22:12.638
6 -	33.955	22.212	56.167	77.42	0.712	12:23:08.805
7 -	34.087	22.736	56.823	76.52	1.368	12:24:05.628
8 -	33.858	22.548	56.406	77.09	0.951	12:25:02.034
9 -	34.290	22.513	56.803	76.55	1.348	12:25:58.837
10 -	33.588	21.867	55.455 (1)	78.41		12:26:54.292
11 -	33.304	22.378	55.682 (2)	78.09	0.227	12:27:49.974
12 -	33.408	22.381	55.789 (3)	77.94	0.334	12:28:45.763
13 -	34.317	22.521	56.838	76.50	1.383	12:29:42.601
14 -	34.226	23.709	57.935	75.06	2.480	12:30:40.536

P16 72 Michael O'BRIEN		Yamaha -	
IDEAL LAP TIME : 54.959	BEST LAP TIME : 54.959	DIFFERENCE : 0.000	

LAP	SECTOR 1	SECTOR 2	LAP TIME	MPH	DIFF	TIME OF DAY
1 -		24.522	1:09.947	62.16	14.988	12:18:26.991
2 -	35.609	23.103	58.712	74.06	3.753	12:19:25.703
3 -	34.698	22.600	57.298	75.89	2.339	12:20:23.001
4 -	34.407	22.212	56.619	76.80	1.660	12:21:19.620
5 -	34.805	22.188	56.993	76.30	2.034	12:22:16.613
6 -	33.132	21.827	54.959 (1)	79.12		12:23:11.572
7 -	33.912	21.962	55.874	77.82	0.915	12:24:07.446
8 -	34.229	22.506	56.735	76.64	1.776	12:25:04.181
9 -	33.785	22.673	56.458	77.02	1.499	12:26:00.639
10 -	33.837	22.933	56.770	76.60	1.811	12:26:57.409
11 -	33.466	22.961	56.427	77.06	1.468	12:27:53.836
12 -	33.434	22.637	56.071	77.55	1.112	12:28:49.907
13 -	33.195	22.341	55.536 (2)	78.30	0.577	12:29:45.443
14 -	33.267	22.514	55.781 (3)	77.95	0.822	12:30:41.224

P17 76 Jason BYARD		Suzuki - May Construction	
IDEAL LAP TIME : 54.321	BEST LAP TIME : 54.321	DIFFERENCE : 0.000	

LAP	SECTOR 1	SECTOR 2	LAP TIME	MPH	DIFF	TIME OF DAY
1 -		23.213	1:05.549	66.34	11.228	12:18:22.593
2 -	35.629	23.075	58.704	74.07	4.383	12:19:21.297
3 -	35.339	22.631	57.970	75.01	3.649	12:20:19.267
4 -	35.161	22.459	57.620	75.47	3.299	12:21:16.887
5 -	34.669	22.996	57.665	75.41	3.344	12:22:14.552
6 -	33.939	22.295	56.234	77.33	1.913	12:23:10.786
7 -	33.727	22.088	55.815 (3)	77.91	1.494	12:24:06.601
8 -	34.795	22.725	57.520	75.60	3.199	12:25:04.121
9 -	34.579	22.375	56.954	76.35	2.633	12:26:01.075
10 -	33.722	23.030	56.752	76.62	2.431	12:26:57.827
11 -	33.935	23.388	57.323	75.86	3.002	12:27:55.150

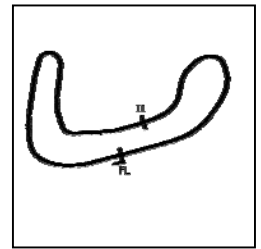
Weather / Track : Cloudy / Drying

Brands Hatch Indy
Circuit Length = 1.2079 miles
Start: 12:17 Flag 12:29 End: 12:30

BMCRC - MRO Championships 2018 - Rnd 1 @ Brands Hatch Indy

Reactive Parts MRO Powerbikes inc BG Products Clubman 1000

RACE 6 - SECTOR ANALYSIS



SECTOR 1 = FL to I1, SECTOR 2 = I1 to FL, DIFF = Difference To Personal Best Lap, P = Crossed Finish Line in Pit Lane, D = Time Disallowed

12 -	34.020	22.923	56.943	76.36	2.622	12:28:52.093
13 -	32.546	21.775	54.321 (1)	80.05		12:29:46.414
14 -	32.561	22.443	55.004 (2)	79.05	0.683	12:30:41.418

P18 277 C		Adrian AVERRE		Yamaha - Ryders Alley Racing		
IDEAL LAP TIME : 55.157		BEST LAP TIME : 55.394		DIFFERENCE : 0.237		
LAP	SECTOR 1	SECTOR 2	LAP TIME	MPH	DIFF	TIME OF DAY
1 -		24.400	1:08.653	63.34	13.259	12:18:25.697
2 -	35.544	22.880	58.424	74.43	3.030	12:19:24.121
3 -	34.961	22.800	57.761	75.28	2.367	12:20:21.882
4 -	34.833	22.612	57.445	75.70	2.051	12:21:19.327
5 -	34.722	22.667	57.389	75.77	1.995	12:22:16.716
6 -	34.153	21.949	56.102	77.51	0.708	12:23:12.818
7 -	33.532	21.862	55.394 (1)	78.50		12:24:08.212
8 -	34.260	22.801	57.061	76.20	1.667	12:25:05.273
9 -	33.892	21.990	55.882 (3)	77.81	0.488	12:26:01.155
10 -	34.383	22.594	56.977	76.32	1.583	12:26:58.132
11 -	33.853	23.887	57.740	75.31	2.346	12:27:55.872
12 -	33.650	22.771	56.421	77.07	1.027	12:28:52.293
13 -	34.196	22.912	57.108	76.14	1.714	12:29:49.401
14 -	33.295	22.405	55.700 (2)	78.07	0.306	12:30:45.101

P19 15 C		Mariusz SIEMIENIUK-JUZIWIUK		BMW - BELMONT AUTO SERVICE		
IDEAL LAP TIME : 55.952		BEST LAP TIME : 56.054		DIFFERENCE : 0.102		
LAP	SECTOR 1	SECTOR 2	LAP TIME	MPH	DIFF	TIME OF DAY
1 -		23.429	1:06.259	65.62	10.205	12:18:23.303
2 -	35.604	22.448	58.052	74.90	1.998	12:19:21.355
3 -	34.631	22.623	57.254	75.95	1.200	12:20:18.609
4 -	34.665	22.584	57.249	75.95	1.195	12:21:15.858
5 -	35.180	22.367	57.547	75.56	1.493	12:22:13.405
6 -	33.945	22.109	56.054 (1)	77.57		12:23:09.459
7 -	34.024	22.223	56.247	77.31	0.193	12:24:05.706
8 -	34.660	22.448	57.108	76.14	1.054	12:25:02.814
9 -	34.179	22.786	56.965	76.33	0.911	12:25:59.779
10 -	34.173	22.434	56.607	76.82	0.553	12:26:56.386
11 -	34.305	25.116	59.421	73.18	3.367	12:27:55.807
12 -	35.243	22.522	57.765	75.28	1.711	12:28:53.572
13 -	33.854	22.267	56.121 (2)	77.48	0.067	12:29:49.693
14 -	34.038	22.098	56.136 (3)	77.46	0.082	12:30:45.829

P20 154 C		Michael WHISKER		BMW -		
IDEAL LAP TIME : 56.009		BEST LAP TIME : 56.009		DIFFERENCE : 0.000		
LAP	SECTOR 1	SECTOR 2	LAP TIME	MPH	DIFF	TIME OF DAY
1 -		24.412	1:08.078	63.87	12.069	12:18:25.122
2 -	34.504	22.568	57.072	76.19	1.063	12:19:22.194
3 -	34.919	22.379	57.298	75.89	1.289	12:20:19.492
4 -	34.320	22.415	56.735	76.64	0.726	12:21:16.227
5 -	35.002	22.716	57.718	75.34	1.709	12:22:13.945
6 -	33.645	22.364	56.009 (1)	77.64		12:23:09.954
7 -	33.860	22.434	56.294 (2)	77.24	0.285	12:24:06.248
8 -	34.572	22.839	57.411	75.74	1.402	12:25:03.659
9 -	33.999	22.470	56.469 (3)	77.00	0.460	12:26:00.128
10 -	34.241	23.095	57.336	75.84	1.327	12:26:57.464
11 -	34.018	23.171	57.189	76.03	1.180	12:27:54.653
12 -	34.307	23.030	57.337	75.84	1.328	12:28:51.990
13 -	34.372	23.098	57.470	75.66	1.461	12:29:49.460
14 -	35.072	23.573	58.645	74.15	2.636	12:30:48.105

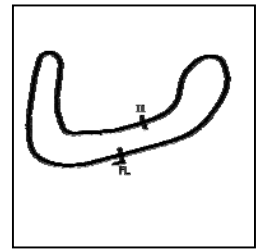
Weather / Track : Cloudy / Drying

Brands Hatch Indy
Circuit Length = 1.2079 miles
Start: 12:17 Flag 12:29 End: 12:30

BMCRC - MRO Championships 2018 - Rnd 1 @ Brands Hatch Indy

Reactive Parts MRO Powerbikes inc BG Products Clubman 1000

RACE 6 - SECTOR ANALYSIS



SECTOR 1 = FL to I1, SECTOR 2 = I1 to FL, DIFF = Difference To Personal Best Lap, P = Crossed Finish Line in Pit Lane, D = Time Disallowed

P21 200 C		Scott HILLIARD		Kawasaki - me, myself and I		
IDEAL LAP TIME : 55.663		BEST LAP TIME : 55.711		DIFFERENCE : 0.048		
LAP	SECTOR 1	SECTOR 2	LAP TIME	MPH	DIFF	TIME OF DAY
1 -		24.435	1:08.449	63.53	12.738	12:18:25.493
2 -	35.280	22.951	58.231	74.67	2.520	12:19:23.724
3 -	34.507	22.093	56.600	76.83	0.889	12:20:20.324
4 -	34.427	22.388	56.815	76.53	1.104	12:21:17.139
5 -	34.596	23.021	57.617	75.47	1.906	12:22:14.756
6 -	34.116	22.335	56.451 (3)	77.03	0.740	12:23:11.207
7 -	33.890	22.286	56.176 (2)	77.41	0.465	12:24:07.383
8 -	34.723	23.012	57.735	75.32	2.024	12:25:05.118
9 -	34.330	22.333	56.663	76.74	0.952	12:26:01.781
10 -	33.983	22.651	56.634	76.78	0.923	12:26:58.415
11 -	34.341	23.526	57.867	75.14	2.156	12:27:56.282
12 -	34.977	23.262	58.239	74.66	2.528	12:28:54.521
13 -	33.570	22.141	55.711 (1)	78.05		12:29:50.232
14 -	34.362	23.570	57.932	75.06	2.221	12:30:48.164

P22 55 C		Paul GARNER		Yamaha - A51 Racing		
IDEAL LAP TIME : 56.031		BEST LAP TIME : 56.084		DIFFERENCE : 0.053		
LAP	SECTOR 1	SECTOR 2	LAP TIME	MPH	DIFF	TIME OF DAY
1 -		24.524	1:08.282	63.68	12.198	12:18:25.326
2 -	35.350	22.891	58.241	74.66	2.157	12:19:23.567
3 -	34.284	22.321	56.605	76.82	0.521	12:20:20.172
4 -	34.487	22.310	56.797	76.56	0.713	12:21:16.969
5 -	34.560	22.501	57.061	76.20	0.977	12:22:14.030
6 -	34.050	22.034	56.084 (1)	77.53		12:23:10.114
7 -	33.997	22.166	56.163 (2)	77.42	0.079	12:24:06.277
8 -	34.868	22.761	57.629	75.45	1.545	12:25:03.906
9 -	34.486	22.500	56.986	76.31	0.902	12:26:00.892
10 -	34.288	22.784	57.072	76.19	0.988	12:26:57.964
11 -	34.692	23.429	58.121	74.81	2.037	12:27:56.085
12 -	34.090	22.230	56.320 (3)	77.21	0.236	12:28:52.405
13 -	34.501	22.727	57.228	75.98	1.144	12:29:49.633
14 -	35.199	23.447	58.646	74.15	2.562	12:30:48.279

P23 51		Michael HOGARTH		Kawasaki - WHR Racing		
IDEAL LAP TIME : 57.309		BEST LAP TIME : 57.457		DIFFERENCE : 0.148		
LAP	SECTOR 1	SECTOR 2	LAP TIME	MPH	DIFF	TIME OF DAY
1 -		24.415	1:07.975	63.97	10.518	12:18:25.019
2 -	35.426	23.112	58.538	74.28	1.081	12:19:23.557
3 -	35.341	22.848	58.189	74.73	0.732	12:20:21.746
4 -	34.488	22.969	57.457 (1)	75.68		12:21:19.203
5 -	34.593	22.900	57.493 (2)	75.63	0.036	12:22:16.696
6 -	35.484	22.949	58.433	74.42	0.976	12:23:15.129
7 -	35.318	23.414	58.732	74.04	1.275	12:24:13.861
8 -	35.420	23.252	58.672	74.11	1.215	12:25:12.533
9 -	35.429	23.097	58.526	74.30	1.069	12:26:11.059
10 -	34.912	22.821	57.733 (3)	75.32	0.276	12:27:08.792
11 -	35.275	22.878	58.153	74.77	0.696	12:28:06.945
12 -	35.156	23.161	58.317	74.56	0.860	12:29:05.262
13 -	35.559	23.052	58.611	74.19	1.154	12:30:03.873

P24 71		Tom NORTON		Suzuki -		
IDEAL LAP TIME : 54.490		BEST LAP TIME : 54.490		DIFFERENCE : 0.000		
LAP	SECTOR 1	SECTOR 2	LAP TIME	MPH	DIFF	TIME OF DAY
1 -		22.205	1:01.701	70.47	7.211	12:18:18.745
2 -	33.169	22.496	55.665	78.12	1.175	12:19:14.410
3 -	32.872	22.361	55.233	78.73	0.743	12:20:09.643
4 -	32.607	22.016	54.623 (2)	79.61	0.133	12:21:04.266

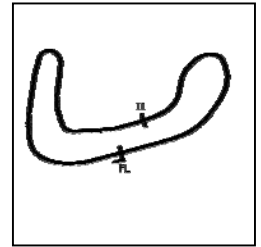
Weather / Track : Cloudy / Drying

Brands Hatch Indy
Circuit Length = 1.2079 miles
Start: 12:17 Flag 12:29 End: 12:30

BMCRC - MRO Championships 2018 - Rnd 1 @ Brands Hatch Indy

Reactive Parts MRO Powerbikes inc BG Products Clubman 1000

RACE 6 - SECTOR ANALYSIS



SECTOR 1 = FL to I1, SECTOR 2 = I1 to FL, DIFF = Difference To Personal Best Lap, P = Crossed Finish Line in Pit Lane, D = Time Disallowed

5 -	33.314	22.217	55.531	78.30	1.041	12:21:59.797
6 -	32.956	22.005	54.961 (3)	79.12	0.471	12:22:54.758
7 -	1:14.367	24.881	1:39.248	43.81	44.758	12:24:34.006
8 -	34.504	22.121	56.625	76.79	2.135	12:25:30.631
9 -	32.595	21.895	54.490 (1)	79.80		12:26:25.121
10 -	32.794	22.366	55.160	78.83	0.670	12:27:20.281
11 -	33.312	22.773	56.085	77.53	1.595	12:28:16.366
12 -	34.077	22.640	56.717	76.67	2.227	12:29:13.083
13 -	33.216	21.895	55.111	78.90	0.621	12:30:08.194

P25 34 C		Jeremy NICHOLSON		Yamaha - Freshwater Estates			
IDEAL LAP TIME : 57.594		BEST LAP TIME : 57.594		DIFFERENCE : 0.000			
LAP	SECTOR 1	SECTOR 2	LAP TIME	MPH	DIFF	TIME OF DAY	
1 -		25.160	1:09.995	62.12	12.401	12:18:27.039	
2 -	36.425	23.536	59.961	72.52	2.367	12:19:27.000	
3 -	36.296	23.137	59.433	73.16	1.839	12:20:26.433	
4 -	36.500	23.125	59.625	72.93	2.031	12:21:26.058	
5 -	35.748	23.283	59.031	73.66	1.437	12:22:25.089	
6 -	35.361	22.951	58.312	74.57	0.718	12:23:23.401	
7 -	35.601	22.734	58.335	74.54	0.741	12:24:21.736	
8 -	35.384	23.031	58.415	74.44	0.821	12:25:20.151	
9 -	35.201	22.805	58.006 (2)	74.96	0.412	12:26:18.157	
10 -	35.585	22.661	58.246 (3)	74.65	0.652	12:27:16.403	
11 -	34.940	22.654	57.594 (1)	75.50		12:28:13.997	
12 -	35.547	23.039	58.586	74.22	0.992	12:29:12.583	
13 -	35.500	22.915	58.415	74.44	0.821	12:30:10.998	

P26 333 C		Andrew HOUGHTON		Kawasaki -			
IDEAL LAP TIME : 57.303		BEST LAP TIME : 57.303		DIFFERENCE : 0.000			
LAP	SECTOR 1	SECTOR 2	LAP TIME	MPH	DIFF	TIME OF DAY	
1 -		24.737	1:11.061	61.19	13.758	12:18:28.105	
2 -	37.119	24.103	1:01.222	71.03	3.919	12:19:29.327	
3 -	36.072	23.509	59.581	72.98	2.278	12:20:28.908	
4 -	36.007	23.388	59.395	73.21	2.092	12:21:28.303	
5 -	35.458	23.138	58.596	74.21	1.293	12:22:26.899	
6 -	34.848	23.024	57.872 (2)	75.14	0.569	12:23:24.771	
7 -	35.626	22.900	58.526	74.30	1.223	12:24:23.297	
8 -	35.044	22.965	58.009	74.96	0.706	12:25:21.306	
9 -	34.939	22.953	57.892 (3)	75.11	0.589	12:26:19.198	
10 -	35.332	22.754	58.086	74.86	0.783	12:27:17.284	
11 -	34.743	22.560	57.303 (1)	75.88		12:28:14.587	
12 -	35.357	23.074	58.431	74.42	1.128	12:29:13.018	
13 -	35.451	22.869	58.320	74.56	1.017	12:30:11.338	

P27 52 C		Lee BARRETT		Yamaha - LKJ contract cleaning & dad/mum			
IDEAL LAP TIME : 57.487		BEST LAP TIME : 57.487		DIFFERENCE : 0.000			
LAP	SECTOR 1	SECTOR 2	LAP TIME	MPH	DIFF	TIME OF DAY	
1 -		24.907	1:11.007	61.24	13.520	12:18:28.051	
2 -	37.745	24.102	1:01.847	70.31	4.360	12:19:29.898	
3 -	36.793	23.806	1:00.599	71.76	3.112	12:20:30.497	
4 -	36.396	24.069	1:00.465	71.91	2.978	12:21:30.962	
5 -	36.250	24.152	1:00.402	71.99	2.915	12:22:31.364	
6 -	36.138	24.163	1:00.301	72.11	2.814	12:23:31.665	
7 -	37.167	23.969	1:01.136	71.13	3.649	12:24:32.801	
8 -	35.922	23.202	59.124	73.55	1.637	12:25:31.925	
9 -	34.954	23.033	57.987 (2)	74.99	0.500	12:26:29.912	
10 -	35.226	23.892	59.118	73.55	1.631	12:27:29.030	
11 -	34.983	23.048	58.031 (3)	74.93	0.544	12:28:27.061	
12 -	35.321	22.975	58.296	74.59	0.809	12:29:25.357	
13 -	34.798	22.689	57.487 (1)	75.64		12:30:22.844	

Weather / Track : Cloudy / Drying

Brands Hatch Indy
Circuit Length = 1.2079 miles
Start: 12:17 Flag 12:29 End: 12:30

BMCRC - MRO Championships 2018 - Rnd 1 @ Brands Hatch Indy

Reactive Parts MRO Powerbikes inc BG Products Clubman 1000

RACE 6 - SECTOR ANALYSIS



SECTOR 1 = FL to I1, SECTOR 2 = I1 to FL, DIFF = Difference To Personal Best Lap, P = Crossed Finish Line in Pit Lane, D = Time Disallowed

P28		7 C		John DAVIS		Yamaha -	
IDEAL LAP TIME : 58.555		BEST LAP TIME : 58.676		DIFFERENCE : 0.121			
LAP	SECTOR 1	SECTOR 2	LAP TIME	MPH	DIFF	TIME OF DAY	
1 -		25.143	1:10.570	61.62	11.894	12:18:27.614	
2 -	37.237	24.213	1:01.450	70.76	2.774	12:19:29.064	
3 -	37.127	23.573	1:00.700	71.64	2.024	12:20:29.764	
4 -	36.742	23.893	1:00.635	71.71	1.959	12:21:30.399	
5 -	36.641	23.773	1:00.414	71.98	1.738	12:22:30.813	
6 -	36.431	24.008	1:00.439	71.95	1.763	12:23:31.252	
7 -	37.308	23.803	1:01.111	71.15	2.435	12:24:32.363	
8 -	37.229	23.062	1:00.291	72.12	1.615	12:25:32.654	
9 -	36.003	23.962	59.965	72.51	1.289	12:26:32.619	
10 -	35.857	24.587	1:00.444	71.94	1.768	12:27:33.063	
11 -	36.158	23.159	59.317 (3)	73.31	0.641	12:28:32.380	
12 -	35.717	22.959	58.676 (1)	74.11		12:29:31.056	
13 -	35.596	23.336	58.932 (2)	73.79	0.256	12:30:29.988	

P29		44 C		Kevan BARRETT		Kawasaki - LKJ Contracts	
IDEAL LAP TIME : 59.874		BEST LAP TIME : 59.874		DIFFERENCE : 0.000			
LAP	SECTOR 1	SECTOR 2	LAP TIME	MPH	DIFF	TIME OF DAY	
1 -		24.565	1:11.538	60.78	11.664	12:18:28.582	
2 -	37.736	23.935	1:01.671	70.51	1.797	12:19:30.253	
3 -	36.928	23.782	1:00.710	71.62	0.836	12:20:30.963	
4 -	36.823	23.670	1:00.493 (3)	71.88	0.619	12:21:31.456	
5 -	36.798	23.939	1:00.737	71.59	0.863	12:22:32.193	
6 -	37.390	24.159	1:01.549	70.65	1.675	12:23:33.742	
7 -	37.291	24.557	1:01.848	70.31	1.974	12:24:35.590	
8 -	37.284	24.242	1:01.526	70.67	1.652	12:25:37.116	
9 -	37.392	24.151	1:01.543	70.65	1.669	12:26:38.659	
10 -	36.844	23.929	1:00.773	71.55	0.899	12:27:39.432	
11 -	36.503	23.648	1:00.151 (2)	72.29	0.277	12:28:39.583	
12 -	36.258	23.616	59.874 (1)	72.62		12:29:39.457	
13 -	36.525	24.172	1:00.697	71.64	0.823	12:30:40.154	

P30		28		Kelvin HOARE		Kawasaki - Southern and Country Roofing Ltd	
IDEAL LAP TIME : 56.203		BEST LAP TIME : 56.407		DIFFERENCE : 0.204			
LAP	SECTOR 1	SECTOR 2	LAP TIME	MPH	DIFF	TIME OF DAY	
1 -		23.158	1:06.144	65.74	9.737	12:18:23.188	
2 -	36.033	22.542	58.575	74.23	2.168	12:19:21.763	
3 -	34.381	22.272	56.653 (2)	76.75	0.246	12:20:18.416	
4 -	33.931	22.476	56.407 (1)	77.09		12:21:14.823	
5 -	34.147	22.554	56.701 (3)	76.69	0.294	12:22:11.524	
6 -	34.035	22.687	56.722	76.66	0.315	12:23:08.246	
7 -	34.029	23.322	57.351	75.82	0.944	12:24:05.597	

P31		5		Kyle O'DONOVAN		Suzuki - Global Robots	
IDEAL LAP TIME : 56.711		BEST LAP TIME : 56.798		DIFFERENCE : 0.087			
LAP	SECTOR 1	SECTOR 2	LAP TIME	MPH	DIFF	TIME OF DAY	
1 -		22.757	1:03.460	68.52	6.662	12:18:20.504	
2 -	34.332	22.466	56.798 (1)	76.56		12:19:17.302	
3 -	34.245	22.640	56.885 (2)	76.44	0.087	12:20:14.187	

Weather / Track : Cloudy / Drying

Brands Hatch Indy
Circuit Length = 1.2079 miles
Start: 12:17 Flag 12:29 End: 12:30

BMCRC - MRO Championships 2018 - Rnd 1 @ Brands Hatch Indy

Reactive Parts MRO Powerbikes inc BG Products Clubman 1000

RACE 6 - BEST SECTORS

SECTOR 1			SECTOR 2			IDEAL / BEST COMPARISON						
POS	NO	NAME	TIME	NO	NAME	TIME	POS	NO	NAME	IDEAL	BEST	DIFF
									PERFECT LAP	52.107		
1	3	PARKER	31.142	2	BAKER	20.965	1	2	BAKER	52.409	52.409	0.000
2	99	JOHNSON	31.403	3	PARKER	21.272	2	3	PARKER	52.414	52.414	0.000
3	2	BAKER	31.444	99	JOHNSON	21.332	3	99	JOHNSON	52.735	52.735	0.000
4	40	PATMORE	31.819	46	GATES	21.409	4	40	PATMORE	53.230	53.230	0.000
5	88	BUTLER	32.059	40	PATMORE	21.411	5	88	BUTLER	53.745	53.856	0.111
6	148	WILSON	32.286	148	WILSON	21.490	6	148	WILSON	53.776	53.869	0.093
7	10	WILBY	32.345	10	WILBY	21.501	7	10	WILBY	53.846	53.873	0.027
8	76	BYARD	32.546	88	BUTLER	21.686	8	46	GATES	54.040	54.341	0.301
9	71	NORTON	32.595	76	BYARD	21.775	9	76	BYARD	54.321	54.321	0.000
10	46	GATES	32.631	72	O'BRIEN	21.827	10	71	NORTON	54.490	54.490	0.000
11	62	SILVAIN	32.873	47	DANCE	21.834	11	62	SILVAIN	54.832	54.875	0.043
12	1	MORPHETT	32.911	277	AVERRE	21.862	12	1	MORPHETT	54.858	54.958	0.100
13	42	HORNBY	32.990	37	MORELLO	21.867	13	47	DANCE	54.883	55.003	0.120
14	47	DANCE	33.049	71	NORTON	21.895	14	42	HORNBY	54.888	55.275	0.387
15	72	O'BRIEN	33.132	42	HORNBY	21.898	15	72	O'BRIEN	54.959	54.959	0.000
16	277	AVERRE	33.295	1	MORPHETT	21.947	16	277	AVERRE	55.157	55.394	0.237
17	37	MORELLO	33.304	62	SILVAIN	21.959	17	37	MORELLO	55.171	55.455	0.284
18	8	COUGHLAN	33.371	55	GARNER	22.034	18	8	COUGHLAN	55.502	55.661	0.159
19	14	YOUNG	33.541	200	HILLIARD	22.093	19	14	YOUNG	55.638	55.890	0.252
20	200	HILLIARD	33.570	14	YOUNG	22.097	20	200	HILLIARD	55.663	55.711	0.048
21	154	WHISKER	33.645	15	SIEMIENIUK-JUZWIUK	22.098	21	15	SIEMIENIUK-JUZWIU	55.952	56.054	0.102
22	15	SIEMIENIUK-JUZWIUK	33.854	8	COUGHLAN	22.131	22	154	WHISKER	56.009	56.009	0.000
23	28	HOARE	33.931	28	HOARE	22.272	23	55	GARNER	56.031	56.084	0.053
24	55	GARNER	33.997	154	WHISKER	22.364	24	28	HOARE	56.203	56.407	0.204
25	5	O'DONOVAN	34.245	5	O'DONOVAN	22.466	25	5	O'DONOVAN	56.711	56.798	0.087
26	51	HOGARTH	34.488	333	HOUGHTON	22.560	26	333	HOUGHTON	57.303	57.303	0.000
27	333	HOUGHTON	34.743	34	NICHOLSON	22.654	27	51	HOGARTH	57.309	57.457	0.148
28	52	BARRETT	34.798	52	BARRETT	22.689	28	52	BARRETT	57.487	57.487	0.000
29	34	NICHOLSON	34.940	51	HOGARTH	22.821	29	34	NICHOLSON	57.594	57.594	0.000
30	7	DAVIS	35.596	7	DAVIS	22.959	30	7	DAVIS	58.555	58.676	0.121
31	44	BARRETT	36.258	44	BARRETT	23.616	31	44	BARRETT	59.874	59.874	0.000

Weather / Track : Cloudy / Drying

Results can be found at www.tsl-timing.com

Brands Hatch Indy
Circuit Length = 1.2079 miles
Start: 12:17 Flag 12:29 End: 12:30

Printed - 12:32 Sunday, 11 March 2018

BMCRC - MRO Championships 2018 - Rnd 1 @ Brands Hatch Indy

Reactive Parts MRO Powerbikes inc BG Products Clubman 1000

RACE 16 - GRID (15 Laps)



ROW 11	33	32 Martin MORRIS	32	50 Dan WELFORD	31	44 Kevan BARRETT	59.874
ROW 10	30	58.676 7 John DAVIS	29	57.594 34 Jeremy NICHOLSON	28	57.487 52 Lee BARRETT	
ROW 9	27	57.457 51 Michael HOGARTH	26	57.303 333 Andrew HOUGHTON	25	56.798 5 Kyle O'DONOVAN	
ROW 8	24	56.407 28 Kelvin HOARE	23	56.084 55 Paul GARNER	22	56.054 15 Mariusz SIEMIENIUK-JUZWIUK	
ROW 7	21	56.009 154 Michael WHISKER	20	55.890 14 Steven YOUNG	19	55.711 200 Scott HILLIARD	
ROW 6	18	55.661 8 John COUGHLAN	17	55.455 37 Aldo MORELLO	16	55.394 277 Adrian AVERRE	
ROW 5	15	55.275 42 Andy HORNBY	14	55.003 47 Daryl DANCE	13	54.959 72 Michael O'BRIEN	
ROW 4	12	54.958 1 Joe MORPHETT	11	54.875 62 Kevin SILVAIN	10	54.490 71 Tom NORTON	
ROW 3	9	54.341 46 Simon GATES	8	54.321 76 Jason BYARD	7	53.873 10 Paul WILBY	
ROW 2	6	53.869 148 Nicky WILSON	5	53.856 88 John BUTLER	4	53.230 40 Aiden PATMORE	
ROW 1	3	52.735 99 Anthony JOHNSON	2	52.414 3 Colin PARKER	1	52.409 2 Peter BAKER	

Pole

Brands Hatch Indy
Circuit Length = 1.2079 miles

These results are provisional until the conclusion of any judicial and technical matters.

Clerk Of Course :	Timekeeper :
-------------------	--------------

Results can be found at www.tsl-timing.com

Printed - 12:34 Sunday, 11 March 2018



BMCRC-MRO Championships 2018



BMCRC Rookie 600 & 1000

Brands Hatch Indy Circuit

10th / 11th March 2018



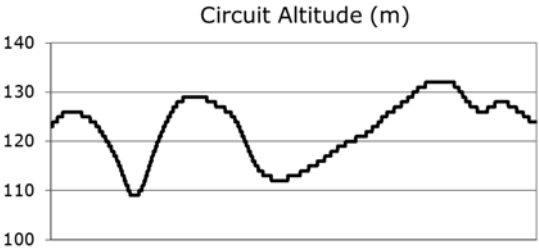
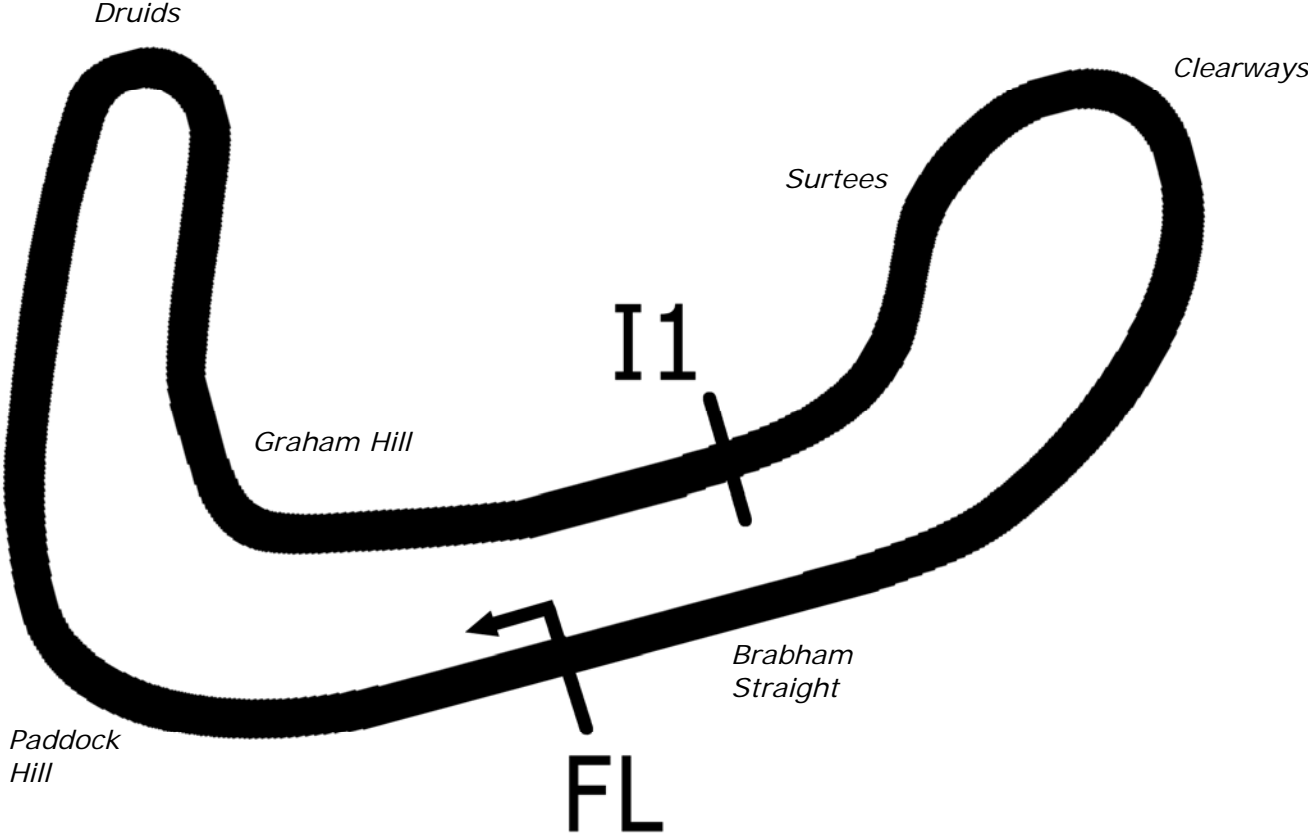
Results Provided by Timing Solutions Ltd
www.tsl-timing.com

Brands Hatch Indy



SPORTS TIMING

TIMING SOLUTIONS LTD



Length	1.2079 miles	1944.0 m	
FL		51.36032 N	0.26032 E
I1	1112m	51.35934 N	0.25955 E
Pit Entry	1669m	51.35911 N	0.25743 E
Pit Exit	83m after FL	51.36017 N	0.26051 E
Pit Entry–Pit Exit 332m, 19.9s @60kph, 14.9s @80kph			

BMCRC - MRO Championships 2018 - Rnd 1 @ Brands Hatch Indy

L&W Contractors Rookie 600 & Rookie 1000

TIMED PRACTICE - CLASSIFICATION



CONTRACTORS LTD

POS	NO	CL	PIC NAME	ENTRY	TIME	ON	LAPS	GAP	DIFF	MPH
1	646	1000	1 Sukhminder RAI	Aprilia -	59.852	10	10			72.65
2	107	600	1 Michael WHEELDON	Triumph -	1:00.285	12	12	0.433	0.433	72.13
3	818	600	2 Alex BARKER	Yamaha - Courtneys Vehicle Logistics & Barker Woodrow	1:00.336	12	12	0.484	0.051	72.07
4	26	600	3 Michael CHAFFIN	Yamaha -	1:00.965	5	12	1.113	0.629	71.32
5	42	600	4 Michael ATTWOOD	Yamaha - Moremoto	1:01.235	12	12	1.383	0.270	71.01
6	39	600	5 Max MORGAN	Kawasaki - MSS PERFORMANCE	1:01.270	12	12	1.418	0.035	70.97
7	114	1000	2 Rikus BRUWER	Kawasaki -	1:01.898	8	12	2.046	0.628	70.25
8	59	1000	3 David NESTER	BMW -	1:02.194	10	10	2.342	0.296	69.91
9	188	600	6 Dawid KRAWIECKI	Honda -	1:02.260	11	11	2.408	0.066	69.84
10	30	600	7 Billy PERKINS	Suzuki - Billy perkins	1:02.329	9	9	2.477	0.069	69.76
11	79	600	8 Tommy HEMPHILL	Suzuki -	1:02.716	10	10	2.864	0.387	69.33
12	74	600	9 Tom VAUGHAN	Yamaha - Paul Winner Racing	1:02.945	4	10	3.093	0.229	69.08
13	117	600	10 Ross MERRY	Honda -	1:03.086	7	11	3.234	0.141	68.93
14	110	1000	4 Peter GUNN	BMW -	1:03.369	9	9	3.517	0.283	68.62
15	18	600	11 Jamie THOMAS	Suzuki -	1:03.376	10	11	3.524	0.007	68.61
16	81	1000	5 Chris DRINKALD	Kawaski - Rymer Racing	1:03.851	4	10	3.999	0.475	68.10
17	161	1000	6 Dean ANDERSON	Honda - fog racing	1:04.116	4	8	4.264	0.265	67.82
18	36	600	12 James SEATH	Yamaha - Ovenden	1:04.127	11	11	4.275	0.011	67.81
19	189	600	13 Shane BEACH	Yamaha - Car Clinic	1:04.173	4	4	4.321	0.046	67.76
20	82	1000	7 Matthew HAWKINS	Yamaha -	1:04.202	3	11	4.350	0.029	67.73
21	21	600	14 Nick WHITCHER	Yamaha -	1:04.379	9	11	4.527	0.177	67.54
22	194	600	15 Liam CRACKNELL	Kawasaki -	1:04.642	11	11	4.790	0.263	67.27
23	72	600	16 James HEMPHILL	Yamaha -	1:05.230	4	8	5.378	0.588	66.66
24	20	600	17 Matt CLARKE	Kawasaki - Hayley Group PLC	1:05.259	8	10	5.407	0.029	66.63
25	481	600	18 Clinton KEULDER	Yamaha -	1:05.371	11	11	5.519	0.112	66.52
26	220*	1000	8 John LEWIS	Yamaha -	1:05.566	4	11	5.714	0.195	66.32
27	50	1000	9 Dan WELFORD	Suzuki - SEG Sussex Electric Gates/ Vistec systems	1:05.641	7	9	5.789	0.075	66.24
28	199	1000	10 Michael FROST	Suzuki -	1:06.444	4	9	6.592	0.803	65.44
29	100	600	19 Craig HOWTON	Suzuki - Me	1:06.484	11	11	6.632	0.040	65.40
30	67	1000	11 David REDGEWICK	Aprilia - WHEELIES MOTORCYCLES	1:07.099	7	10	7.247	0.615	64.80
31	69	600	20 Robert WINDEATT	Triumph - L&W Contractors	1:07.250	7	10	7.398	0.151	64.66
32	113	600	21 Illia ZHURAVEL	Kawasaki -	1:07.377	8	10	7.525	0.127	64.54
33	48	600	22 David EAMER	Kawasaki -	1:08.084	4	8	8.232	0.707	63.87
34	105	600	23 Benjamin STONARD	Honda -	1:09.876	10	10	10.024	1.792	62.23
35	999	600	24 Simon READ	Yamaha -	1:10.089	8	10	10.237	0.213	62.04
36	8	600	25 Dave SAUNDERS	Honda -	1:10.497	9	10	10.645	0.408	61.68
37	24	600	26 Mark REYNOLDS	Yamaha -	1:12.565	9	9	12.713	2.068	59.92
38	25	1000	12 Mark HART	Suzuki - Barista 23, Elmwood Coachworks, ripleys carriage	1:15.329	3	5	15.477	2.764	57.72
39	56	1000	13 Michael CROSSMAN	Aprilia -	1:16.570	4	9	16.718	1.241	56.79

* No. 220 - Please improve transponder location - poor signal

Brands Hatch Indy
Circuit Length = 1.2079 miles
Start: 09:56 Flag 10:09 End: 10:10

Weather / Track : Cloudy / Wet

These results are provisional until the conclusion of any judicial and technical matters.

Clerk Of Course :	Timekeeper :
-------------------	--------------

Results can be found at www.tsl-timing.com

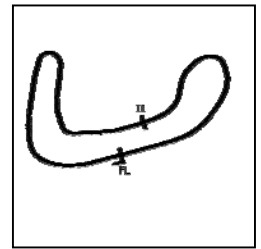
Printed - 10:10 Saturday, 10 March 2018



BMCRC - MRO Championships 2018 - Rnd 1 @ Brands Hatch Indy

L&W Contractors Rookie 600 & Rookie 1000

TIMED PRACTICE - SECTOR ANALYSIS



SECTOR 1 = FL to I1, SECTOR 2 = I1 to FL, DIFF = Difference To Personal Best Lap, P = Crossed Finish Line in Pit Lane, D = Time Disallowed

P1 646 1000 Sukhminder RAI			Aprilia -			
IDEAL LAP TIME : 59.852		BEST LAP TIME : 59.852		DIFFERENCE : 0.000		
LAP	SECTOR 1	SECTOR 2	LAP TIME	MPH	DIFF	TIME OF DAY
1 -	OUTLAP	26.442	1:13.330	59.30	13.478	10:00:05.736
2 -	39.859	26.177	1:06.036	65.85	6.184	10:01:11.772
3 -	37.805	24.186	1:01.991	70.14	2.139	10:02:13.763
4 -	38.650	24.220	1:02.870	69.16	3.018	10:03:16.633
5 -	37.540	24.795	1:02.335	69.76	2.483	10:04:18.968
6 -	39.379	24.691	1:04.070	67.87	4.218	10:05:23.038
7 -	37.505	24.214	1:01.719	70.45	1.867	10:06:24.757
8 -	37.457	23.747	1:01.204 (3)	71.05	1.352	10:07:25.961
9 -	36.701	23.886	1:00.587 (2)	71.77	0.735	10:08:26.548
10 -	36.359	23.493	59.852 (1)	72.65		10:09:26.400

P2 107 600 Michael WHEELDON			Triumph -			
IDEAL LAP TIME : 1:00.271		BEST LAP TIME : 1:00.285		DIFFERENCE : 0.014		
LAP	SECTOR 1	SECTOR 2	LAP TIME	MPH	DIFF	TIME OF DAY
1 -	42.482	26.968	1:09.450	62.61	9.165	09:58:31.191
2 -	38.695	25.709	1:04.404	67.52	4.119	09:59:35.595
3 -	37.807	25.414	1:03.221	68.78	2.936	10:00:38.816
4 -	36.862	25.604	1:02.466	69.61	2.181	10:01:41.282
5 -	38.079	24.133	1:02.212	69.89	1.927	10:02:43.494
6 -	38.554	25.775	1:04.329	67.59	4.044	10:03:47.823
7 -	39.039	24.333	1:03.372	68.62	3.087	10:04:51.195
8 -	37.082	25.321	1:02.403	69.68	2.118	10:05:53.598
9 -	36.676	24.901	1:01.577	70.62	1.292	10:06:55.175
10 -	37.225	23.962	1:01.187 (3)	71.07	0.902	10:07:56.362
11 -	36.502	23.965	1:00.467 (2)	71.91	0.182	10:08:56.829
12 -	36.309	23.976	1:00.285 (1)	72.13		10:09:57.114

P3 818 600 Alex BARKER			Yamaha - Courtneys Vehicle Logistics & Barker Woodrow Archil			
IDEAL LAP TIME : 1:00.336		BEST LAP TIME : 1:00.336		DIFFERENCE : 0.000		
LAP	SECTOR 1	SECTOR 2	LAP TIME	MPH	DIFF	TIME OF DAY
1 -	41.655	26.369	1:08.024	63.92	7.688	09:58:27.927
2 -	39.497	25.362	1:04.859	67.04	4.523	09:59:32.786
3 -	38.735	24.652	1:03.387	68.60	3.051	10:00:36.173
4 -	37.750	24.863	1:02.613	69.45	2.277	10:01:38.786
5 -	37.007	24.162	1:01.169 (2)	71.09	0.833	10:02:39.955
6 -	43.195	25.716	1:08.911	63.10	8.575	10:03:48.866
7 -	39.053	25.208	1:04.261	67.67	3.925	10:04:53.127
8 -	39.019	26.101	1:05.120	66.77	4.784	10:05:58.247
9 -	39.388	24.466	1:03.854	68.10	3.518	10:07:02.101
10 -	38.536	25.302	1:03.838	68.11	3.502	10:08:05.939
11 -	37.342	24.706	1:02.048 (3)	70.08	1.712	10:09:07.987
12 -	36.583	23.753	1:00.336 (1)	72.07		10:10:08.323

P4 26 600 Michael CHAFFIN			Yamaha -			
IDEAL LAP TIME : 1:00.736		BEST LAP TIME : 1:00.965		DIFFERENCE : 0.229		
LAP	SECTOR 1	SECTOR 2	LAP TIME	MPH	DIFF	TIME OF DAY
1 -	42.467	26.502	1:08.969	63.05	8.004	09:58:29.450
2 -	38.960	24.837	1:03.797	68.16	2.832	09:59:33.247
3 -	39.161	24.860	1:04.021	67.92	3.056	10:00:37.268
4 -	38.183	24.731	1:02.914	69.11	1.949	10:01:40.182
5 -	37.411	23.554	1:00.965 (1)	71.32		10:02:41.147
6 -	43.207	25.428	1:08.635	63.35	7.670	10:03:49.782
7 -	39.578	24.894	1:04.472	67.44	3.507	10:04:54.254
8 -	38.459	24.598	1:03.057	68.96	2.092	10:05:57.311
9 -	38.305	23.914	1:02.219	69.89	1.254	10:06:59.530
10 -	37.806	24.230	1:02.036 (3)	70.09	1.071	10:08:01.566
11 -	37.892	24.531	1:02.423	69.66	1.458	10:09:03.989

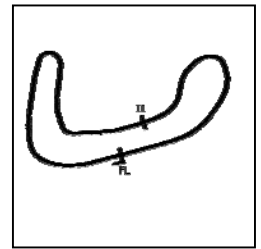
Weather / Track : Cloudy / Wet

Brands Hatch Indy
Circuit Length = 1.2079 miles
Start: 09:56 Flag 10:09 End: 10:10

BMCRC - MRO Championships 2018 - Rnd 1 @ Brands Hatch Indy

L&W Contractors Rookie 600 & Rookie 1000

TIMED PRACTICE - SECTOR ANALYSIS



SECTOR 1 = FL to I1, SECTOR 2 = I1 to FL, DIFF = Difference To Personal Best Lap, P = Crossed Finish Line in Pit Lane, D = Time Disallowed

12 - **37.182** 24.053 1:01.235 (2) 71.01 0.270 10:10:05.224

P5 42 600 Michael ATTWOOD		Yamaha - Moremoto				
IDEAL LAP TIME : 1:01.228		BEST LAP TIME : 1:01.235		DIFFERENCE : 0.007		
LAP	SECTOR 1	SECTOR 2	LAP TIME	MPH	DIFF	TIME OF DAY
1 -	42.352	26.798	1:09.150	62.88	7.915	09:58:32.369
2 -	41.689	26.950	1:08.639	63.35	7.404	09:59:41.008
3 -	39.444	26.530	1:05.974	65.91	4.739	10:00:46.982
4 -	39.053	25.145	1:04.198	67.73	2.963	10:01:51.180
5 -	38.653	24.997	1:03.650	68.32	2.415	10:02:54.830
6 -	38.223	24.995	1:03.218	68.78	1.983	10:03:58.048
7 -	39.496	25.539	1:05.035	66.86	3.800	10:05:03.083
8 -	38.689	26.025	1:04.714	67.19	3.479	10:06:07.797
9 -	38.261	24.488	1:02.749	69.30	1.514	10:07:10.546
10 -	37.481	24.309	1:01.790 (3)	70.37	0.555	10:08:12.336
11 -	37.357	24.323	1:01.680 (2)	70.50	0.445	10:09:14.016
12 -	37.364	23.871	1:01.235 (1)	71.01		10:10:15.251

P6 39 600 Max MORGAN		Kawasaki - MSS PERFORMANCE				
IDEAL LAP TIME : 1:01.191		BEST LAP TIME : 1:01.270		DIFFERENCE : 0.079		
LAP	SECTOR 1	SECTOR 2	LAP TIME	MPH	DIFF	TIME OF DAY
1 -	44.346	26.709	1:11.055	61.20	9.785	09:58:15.585
2 -	40.228	25.236	1:05.464	66.42	4.194	09:59:21.049
3 -	38.871	24.683	1:03.554	68.42	2.284	10:00:24.603
4 -	40.301	25.691	1:05.992	65.89	4.722	10:01:30.595
5 -	37.512	24.994	1:02.506 (3)	69.57	1.236	10:02:33.101
6 -	43.018	25.948	1:08.966	63.05	7.696	10:03:42.067
7 -	38.055	24.989	1:03.044	68.97	1.774	10:04:45.111
8 -	38.174	24.148	1:02.322 (2)	69.77	1.052	10:05:47.433
9 -	38.519	26.073	1:04.592	67.32	3.322	10:06:52.025
10 -	38.091	25.083	1:03.174	68.83	1.904	10:07:55.199
11 -	38.878	24.473	1:03.351	68.64	2.081	10:08:58.550
12 -	37.043	24.227	1:01.270 (1)	70.97		10:09:59.820

P7 114 1000 Rikus BRUWER		Kawasaki -				
IDEAL LAP TIME : 1:01.869		BEST LAP TIME : 1:01.898		DIFFERENCE : 0.029		
LAP	SECTOR 1	SECTOR 2	LAP TIME	MPH	DIFF	TIME OF DAY
1 -	43.929	26.691	1:10.620	61.57	8.722	09:58:22.342
2 -	41.527	25.841	1:07.368	64.54	5.470	09:59:29.710
3 -	40.799	25.398	1:06.197	65.69	4.299	10:00:35.907
4 -	39.738	25.243	1:04.981	66.92	3.083	10:01:40.888
5 -	38.254	24.062	1:02.316 (3)	69.78	0.418	10:02:43.204
6 -	40.344	25.816	1:06.160	65.72	4.262	10:03:49.364
7 -	39.542	24.960	1:04.502	67.41	2.604	10:04:53.866
8 -	37.807	24.091	1:01.898 (1)	70.25		10:05:55.764
9 -	38.483	24.203	1:02.686	69.37	0.788	10:06:58.450
10 -	39.199	24.522	1:03.721	68.24	1.823	10:08:02.171
11 -	39.678	25.105	1:04.783	67.12	2.885	10:09:06.954
12 -	37.884	24.078	1:01.962 (2)	70.18	0.064	10:10:08.916

P8 59 1000 David NESTER		BMW -				
IDEAL LAP TIME : 1:02.194		BEST LAP TIME : 1:02.194		DIFFERENCE : 0.000		
LAP	SECTOR 1	SECTOR 2	LAP TIME	MPH	DIFF	TIME OF DAY
1 -	OUTLAP	28.206	1:15.407	57.66	13.213	10:00:06.588
2 -	44.619	27.265	1:11.884	60.49	9.690	10:01:18.472
3 -	39.732	26.268	1:06.000	65.88	3.806	10:02:24.472
4 -	42.162	25.273	1:07.435	64.48	5.241	10:03:31.907
5 -	38.987	25.974	1:04.961	66.94	2.767	10:04:36.868
6 -	39.406	26.771	1:06.177	65.71	3.983	10:05:43.045
7 -	41.237	26.074	1:07.311	64.60	5.117	10:06:50.356

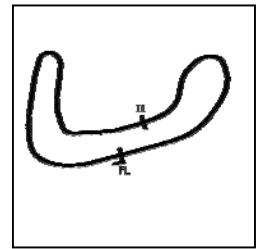
Weather / Track : Cloudy / Wet

Brands Hatch Indy
Circuit Length = 1.2079 miles
Start: 09:56 Flag 10:09 End: 10:10

BMCRC - MRO Championships 2018 - Rnd 1 @ Brands Hatch Indy

L&W Contractors Rookie 600 & Rookie 1000

TIMED PRACTICE - SECTOR ANALYSIS



SECTOR 1 = FL to I1, SECTOR 2 = I1 to FL, DIFF = Difference To Personal Best Lap, P = Crossed Finish Line in Pit Lane, D = Time Disallowed

8 -	39.460	25.063	1:04.523 (3)	67.39	2.329	10:07:54.879
9 -	38.765	24.613	1:03.378 (2)	68.61	1.184	10:08:58.257
10 -	37.836	24.358	1:02.194 (1)	69.91		10:10:00.451

P9	188	600	Dawid KRAWIECKI	Honda -		
IDEAL LAP TIME : 1:02.260		BEST LAP TIME : 1:02.260		DIFFERENCE : 0.000		
LAP	SECTOR 1	SECTOR 2	LAP TIME	MPH	DIFF	TIME OF DAY
1 -	46.081	26.397	1:12.478	59.99	10.218	09:59:03.300
2 -	42.157	25.589	1:07.746	64.18	5.486	10:00:11.046
3 -	42.589	26.420	1:09.009	63.01	6.749	10:01:20.055
4 -	41.239	28.202	1:09.441	62.62	7.181	10:02:29.496
5 -	44.510	26.423	1:10.933	61.30	8.673	10:03:40.429
6 -	40.394	25.559	1:05.953	65.93	3.693	10:04:46.382
7 -	40.982	26.573	1:07.555	64.37	5.295	10:05:53.937
8 -	38.947	24.883	1:03.830 (2)	68.12	1.570	10:06:57.767
9 -	40.826	24.563	1:05.389 (3)	66.50	3.129	10:08:03.156
10 -	39.581	25.845	1:05.426	66.46	3.166	10:09:08.582
11 -	37.777	24.483	1:02.260 (1)	69.84		10:10:10.842

P10	30	600	Billy PERKINS	Suzuki - Billy perkins		
IDEAL LAP TIME : 1:02.329		BEST LAP TIME : 1:02.329		DIFFERENCE : 0.000		
LAP	SECTOR 1	SECTOR 2	LAP TIME	MPH	DIFF	TIME OF DAY
1 -	OUTLAP	IN PIT	2:31.491 P	28.70	1:29.162	10:01:00.002
2 -	OUTLAP	25.853	1:07.507	64.41	5.178	10:02:07.509
3 -	44.318	26.882	1:11.200	61.07	8.871	10:03:18.709
4 -	40.699	25.584	1:06.283	65.60	3.954	10:04:24.992
5 -	39.598	25.275	1:04.873	67.03	2.544	10:05:29.865
6 -	38.531	24.897	1:03.428 (3)	68.55	1.099	10:06:33.293
7 -	38.567	25.218	1:03.785	68.17	1.456	10:07:37.078
8 -	38.019	24.907	1:02.926 (2)	69.10	0.597	10:08:40.004
9 -	37.887	24.442	1:02.329 (1)	69.76		10:09:42.333

P11	79	600	Tommy HEMPHILL	Suzuki -		
IDEAL LAP TIME : 1:02.716		BEST LAP TIME : 1:02.716		DIFFERENCE : 0.000		
LAP	SECTOR 1	SECTOR 2	LAP TIME	MPH	DIFF	TIME OF DAY
1 -	OUTLAP	27.151	1:13.897	58.84	11.181	09:59:33.579
2 -	40.173	28.925	1:09.098	62.93	6.382	10:00:42.677
3 -	39.917	25.802	1:05.719	66.16	3.003	10:01:48.396
4 -	38.794	25.825	1:04.619 (3)	67.29	1.903	10:02:53.015
5 -	38.290	25.400	1:03.690 (2)	68.27	0.974	10:03:56.705
6 -	40.690	25.896	1:06.586	65.30	3.870	10:05:03.291
7 -	39.104	25.811	1:04.915	66.98	2.199	10:06:08.206
8 -	39.940	25.090	1:05.030	66.87	2.314	10:07:13.236
9 -	39.430	25.470	1:04.900	67.00	2.184	10:08:18.136
10 -	37.971	24.745	1:02.716 (1)	69.33		10:09:20.852

P12	74	600	Tom VAUGHAN	Yamaha - Paul Winner Racing		
IDEAL LAP TIME : 1:02.650		BEST LAP TIME : 1:02.945		DIFFERENCE : 0.295		
LAP	SECTOR 1	SECTOR 2	LAP TIME	MPH	DIFF	TIME OF DAY
1 -	45.181	26.525	1:11.706	60.64	8.761	09:58:18.407
2 -	40.136	25.965	1:06.101	65.78	3.156	09:59:24.508
3 -	39.761	25.139	1:04.900	67.00	1.955	10:00:29.408
4 -	37.920	25.025	1:02.945 (1)	69.08		10:01:32.353
5 -	38.125	25.187	1:03.312 (3)	68.68	0.367	10:02:35.665
6 -	41.035	25.760	1:06.795	65.10	3.850	10:03:42.460
7 -	39.132	25.548	1:04.680	67.23	1.735	10:04:47.140
8 -	39.108	25.888	1:04.996	66.90	2.051	10:05:52.136
9 -	37.625	25.682	1:03.307 (2)	68.69	0.362	10:06:55.443
10 -	39.054	25.856	1:04.910	66.99	1.965	10:08:00.353

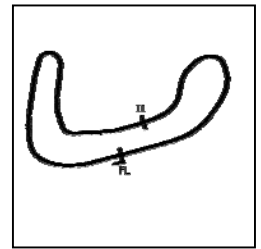
Weather / Track : Cloudy / Wet

Brands Hatch Indy
Circuit Length = 1.2079 miles
Start: 09:56 Flag 10:09 End: 10:10

BMCRC - MRO Championships 2018 - Rnd 1 @ Brands Hatch Indy

L&W Contractors Rookie 600 & Rookie 1000

TIMED PRACTICE - SECTOR ANALYSIS



SECTOR 1 = FL to I1, SECTOR 2 = I1 to FL, DIFF = Difference To Personal Best Lap, P = Crossed Finish Line in Pit Lane, D = Time Disallowed

P13 117 600 Ross MERRY			Honda -			
IDEAL LAP TIME : 1:02.964		BEST LAP TIME : 1:03.086		DIFFERENCE : 0.122		
LAP	SECTOR 1	SECTOR 2	LAP TIME	MPH	DIFF	TIME OF DAY
1 -	46.917	27.413	1:14.330	58.50	11.244	09:58:35.620
2 -	40.950	26.423	1:07.373	64.54	4.287	09:59:42.993
3 -	39.877	25.126	1:05.003	66.89	1.917	10:00:47.996
4 -	40.309	26.083	1:06.392	65.49	3.306	10:01:54.388
5 -	39.463	25.431	1:04.894	67.01	1.808	10:02:59.282
6 -	40.623	24.941	1:05.564	66.32	2.478	10:04:04.846
7 -	38.023	25.063	1:03.086 (1)	68.93		10:05:07.932
8 -	38.254	25.611	1:03.865 (3)	68.09	0.779	10:06:11.797
9 -	38.714	25.813	1:04.527	67.39	1.441	10:07:16.324
10 -	38.148	25.565	1:03.713 (2)	68.25	0.627	10:08:20.037
11 -	38.429	26.157	1:04.586	67.33	1.500	10:09:24.623

P14 110 1000 Peter GUNN			BMW -			
IDEAL LAP TIME : 1:03.021		BEST LAP TIME : 1:03.369		DIFFERENCE : 0.348		
LAP	SECTOR 1	SECTOR 2	LAP TIME	MPH	DIFF	TIME OF DAY
1 -	41.864	26.953	1:08.817	63.19	5.448	09:58:10.192
2 -	40.445	26.289	1:06.734	65.16	3.365	09:59:16.926
3 -	39.327	25.420	1:04.747	67.16	1.378	10:00:21.673
4 -	39.219	25.782	1:05.001	66.90	1.632	10:01:26.674
5 -	39.440	26.123	1:05.563	66.32	2.194	10:02:32.237
6 -	42.699	27.319	1:10.018	62.10	6.649	10:03:42.255
7 -	38.886	25.729	1:04.615 (3)	67.30	1.246	10:04:46.870
8 -	38.623	24.920	1:03.543 (2)	68.43	0.174	10:05:50.413
9 -	38.101	25.268	1:03.369 (1)	68.62		10:06:53.782

P15 18 600 Jamie THOMAS			Suzuki -			
IDEAL LAP TIME : 1:03.284		BEST LAP TIME : 1:03.376		DIFFERENCE : 0.092		
LAP	SECTOR 1	SECTOR 2	LAP TIME	MPH	DIFF	TIME OF DAY
1 -	50.365	29.698	1:20.063	54.31	16.687	09:58:51.245
2 -	46.261	28.153	1:14.414	58.43	11.038	10:00:05.659
3 -	43.471	26.412	1:09.883	62.22	6.507	10:01:15.542
4 -	42.229	26.400	1:08.629	63.36	5.253	10:02:24.171
5 -	44.281	25.561	1:09.842	62.26	6.466	10:03:34.013
6 -	39.858	24.865	1:04.723	67.18	1.347	10:04:38.736
7 -	39.970	25.197	1:05.167	66.73	1.791	10:05:43.903
8 -	41.585	26.883	1:08.468	63.51	5.092	10:06:52.371
9 -	39.376	24.309	1:03.685 (2)	68.28	0.309	10:07:56.056
10 -	38.975	24.401	1:03.376 (1)	68.61		10:08:59.432
11 -	39.050	25.278	1:04.328 (3)	67.60	0.952	10:10:03.760

P16 81 1000 Chris DRINKALD			Kawasaki - Rymer Racing			
IDEAL LAP TIME : 1:03.636		BEST LAP TIME : 1:03.851		DIFFERENCE : 0.215		
LAP	SECTOR 1	SECTOR 2	LAP TIME	MPH	DIFF	TIME OF DAY
1 -	45.938	27.340	1:13.278	59.34	9.427	09:58:46.369
2 -	43.132	26.740	1:09.872	62.23	6.021	09:59:56.241
3 -	39.265	25.320	1:04.585 (2)	67.33	0.734	10:01:00.826
4 -	38.316	25.535	1:03.851 (1)	68.10		10:02:04.677
5 -	42.067	26.684	1:08.751	63.25	4.900	10:03:13.428
6 -	41.010	25.572	1:06.582	65.31	2.731	10:04:20.010
7 -	39.751	26.284	1:06.035	65.85	2.184	10:05:26.045
8 -	40.045	25.716	1:05.761 (3)	66.12	1.910	10:06:31.806
9 -	39.304	IN PIT	1:50.725 P	39.27	46.874	10:08:22.531
10 -	OUTLAP	26.577	1:16.041	57.18	12.190	10:09:38.572

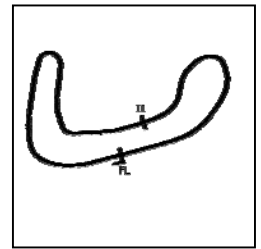
Weather / Track : Cloudy / Wet

Brands Hatch Indy
Circuit Length = 1.2079 miles
Start: 09:56 Flag 10:09 End: 10:10

BMCRC - MRO Championships 2018 - Rnd 1 @ Brands Hatch Indy

L&W Contractors Rookie 600 & Rookie 1000

TIMED PRACTICE - SECTOR ANALYSIS



SECTOR 1 = FL to I1, SECTOR 2 = I1 to FL, DIFF = Difference To Personal Best Lap, P = Crossed Finish Line in Pit Lane, D = Time Disallowed

P17 161 1000 Dean ANDERSON			Honda - fog racing			
IDEAL LAP TIME : 1:04.116		BEST LAP TIME : 1:04.116		DIFFERENCE : 0.000		
LAP	SECTOR 1	SECTOR 2	LAP TIME	MPH	DIFF	TIME OF DAY
1 -	44.040	27.641	1:11.681	60.66	7.565	09:58:47.432
2 -	42.394	26.757	1:09.151	62.88	5.035	09:59:56.583
3 -	39.575	25.637	1:05.212 (3)	66.68	1.096	10:01:01.795
4 -	38.834	25.282	1:04.116 (1)	67.82		10:02:05.911
5 -	43.301	27.048	1:10.349	61.81	6.233	10:03:16.260
6 -	40.262	25.342	1:05.604	66.28	1.488	10:04:21.864
7 -	38.927	25.371	1:04.298 (2)	67.63	0.182	10:05:26.162
8 -	40.591	25.336	1:05.927	65.96	1.811	10:06:32.089

P18 36 600 James SEATH			Yamaha - Ovenden			
IDEAL LAP TIME : 1:03.500		BEST LAP TIME : 1:04.127		DIFFERENCE : 0.627		
LAP	SECTOR 1	SECTOR 2	LAP TIME	MPH	DIFF	TIME OF DAY
1 -	43.381	26.460	1:09.841	62.26	5.714	09:58:25.863
2 -	40.480	25.550	1:06.030	65.85	1.903	09:59:31.893
3 -	40.390	26.079	1:06.469	65.42	2.342	10:00:38.362
4 -	39.323	25.038	1:04.361 (2)	67.56	0.234	10:01:42.723
5 -	40.408	25.472	1:05.880	66.00	1.753	10:02:48.603
6 -	40.085	25.286	1:05.371 (3)	66.52	1.244	10:03:53.974
7 -	40.077	25.719	1:05.796	66.09	1.669	10:04:59.770
8 -	41.359	26.700	1:08.059	63.89	3.932	10:06:07.829
9 -	40.795	25.645	1:06.440	65.45	2.313	10:07:14.269
10 -	41.796	25.917	1:07.713	64.22	3.586	10:08:21.982
11 -	38.462	25.665	1:04.127 (1)	67.81		10:09:26.109

P19 189 600 Shane BEACH			Yamaha - Car Clinic			
IDEAL LAP TIME : 1:04.173		BEST LAP TIME : 1:04.173		DIFFERENCE : 0.000		
LAP	SECTOR 1	SECTOR 2	LAP TIME	MPH	DIFF	TIME OF DAY
1 -	44.412	26.974	1:11.386	60.91	7.213	09:58:32.101
2 -	41.983	26.742	1:08.725 (3)	63.27	4.552	09:59:40.826
3 -	39.644	26.198	1:05.842 (2)	66.04	1.669	10:00:46.668
4 -	39.318	24.855	1:04.173 (1)	67.76		10:01:50.841

P20 82 1000 Matthew HAWKINS			Yamaha -			
IDEAL LAP TIME : 1:03.899		BEST LAP TIME : 1:04.202		DIFFERENCE : 0.303		
LAP	SECTOR 1	SECTOR 2	LAP TIME	MPH	DIFF	TIME OF DAY
1 -	43.381	26.391	1:09.772	62.32	5.570	09:58:15.004
2 -	39.419	25.848	1:05.267 (2)	66.62	1.065	09:59:20.271
3 -	38.493	25.709	1:04.202 (1)	67.73		10:00:24.473
4 -	39.957	26.227	1:06.184	65.70	1.982	10:01:30.657
5 -	40.467	27.016	1:07.483	64.43	3.281	10:02:38.140
6 -	44.191	28.535	1:12.726	59.79	8.524	10:03:50.866
7 -	42.164	26.488	1:08.652	63.34	4.450	10:04:59.518
8 -	41.098	26.238	1:07.336	64.58	3.134	10:06:06.854
9 -	40.838	25.406	1:06.244	65.64	2.042	10:07:13.098
10 -	39.215	26.405	1:05.620 (3)	66.26	1.418	10:08:18.718
11 -	38.805	26.921	1:05.726	66.16	1.524	10:09:24.444

P21 21 600 Nick WHITCHER			Yamaha -			
IDEAL LAP TIME : 1:04.379		BEST LAP TIME : 1:04.379		DIFFERENCE : 0.000		
LAP	SECTOR 1	SECTOR 2	LAP TIME	MPH	DIFF	TIME OF DAY
1 -	43.874	27.394	1:11.268	61.01	6.889	09:58:31.278
2 -	41.748	26.592	1:08.340	63.63	3.961	09:59:39.618
3 -	40.623	26.337	1:06.960	64.94	2.581	10:00:46.578
4 -	41.425	26.023	1:07.448	64.47	3.069	10:01:54.026
5 -	40.966	25.925	1:06.891	65.01	2.512	10:03:00.917
6 -	40.272	25.638	1:05.910	65.97	1.531	10:04:06.827

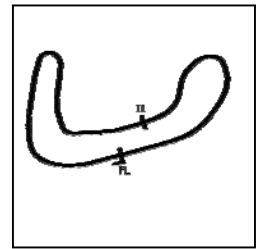
Weather / Track : Cloudy / Wet

Brands Hatch Indy
Circuit Length = 1.2079 miles
Start: 09:56 Flag 10:09 End: 10:10

BMCRC - MRO Championships 2018 - Rnd 1 @ Brands Hatch Indy

L&W Contractors Rookie 600 & Rookie 1000

TIMED PRACTICE - SECTOR ANALYSIS



SECTOR 1 = FL to I1, SECTOR 2 = I1 to FL, DIFF = Difference To Personal Best Lap, P = Crossed Finish Line in Pit Lane, D = Time Disallowed

7 -	39.295	25.791	1:05.086 (2)	66.81	0.707	10:05:11.913
8 -	39.761	25.565	1:05.326 (3)	66.56	0.947	10:06:17.239
9 -	39.015	25.364	1:04.379 (1)	67.54		10:07:21.618
10 -	39.933	25.958	1:05.891	65.99	1.512	10:08:27.509
11 -	40.045	25.541	1:05.586	66.30	1.207	10:09:33.095

P22 194 600	Liam CRACKNELL	Kawasaki -
IDEAL LAP TIME : 1:04.637	BEST LAP TIME : 1:04.642	DIFFERENCE : 0.005

LAP	SECTOR 1	SECTOR 2	LAP TIME	MPH	DIFF	TIME OF DAY
1 -	50.961	29.477	1:20.438	54.06	15.796	09:58:50.773
2 -	45.971	28.643	1:14.614	58.28	9.972	10:00:05.387
3 -	46.239	28.267	1:14.506	58.36	9.864	10:01:19.893
4 -	42.071	28.099	1:10.170	61.97	5.528	10:02:30.063
5 -	44.415	27.554	1:11.969	60.42	7.327	10:03:42.032
6 -	41.102	26.084	1:07.186	64.72	2.544	10:04:49.218
7 -	40.534	25.732	1:06.266	65.62	1.624	10:05:55.484
8 -	40.305	25.216	1:05.521 (3)	66.36	0.879	10:07:01.005
9 -	39.672	26.882	1:06.554	65.33	1.912	10:08:07.559
10 -	39.725	25.576	1:05.301 (2)	66.59	0.659	10:09:12.860
11 -	39.421	25.221	1:04.642 (1)	67.27		10:10:17.502

P23 72 600	James HEMPHILL	Yamaha -
IDEAL LAP TIME : 1:04.737	BEST LAP TIME : 1:05.230	DIFFERENCE : 0.493

LAP	SECTOR 1	SECTOR 2	LAP TIME	MPH	DIFF	TIME OF DAY
1 -	OUTLAP	26.888	1:13.299	59.32	8.069	09:59:35.807
2 -	41.313	26.536	1:07.849	64.09	2.619	10:00:43.656
3 -	40.035	26.032	1:06.067	65.82	0.837	10:01:49.723
4 -	39.154	26.076	1:05.230 (1)	66.66		10:02:54.953
5 -	56.096	26.171	1:22.267	52.85	17.037	10:04:17.220
6 -	39.836	25.583	1:05.419 (2)	66.47	0.189	10:05:22.639
7 -	40.097	25.827	1:05.924 (3)	65.96	0.694	10:06:28.563
8 -	40.450	26.231	1:06.681	65.21	1.451	10:07:35.244

P24 20 600	Matt CLARKE	Kawasaki - Hayley Group PLC
IDEAL LAP TIME : 1:05.222	BEST LAP TIME : 1:05.259	DIFFERENCE : 0.037

LAP	SECTOR 1	SECTOR 2	LAP TIME	MPH	DIFF	TIME OF DAY
1 -	47.172	28.800	1:15.972	57.23	10.713	09:58:53.300
2 -	43.916	27.790	1:11.706	60.64	6.447	10:00:05.006
3 -	42.277	27.948	1:10.225	61.92	4.966	10:01:15.231
4 -	42.506	26.693	1:09.199	62.84	3.940	10:02:24.430
5 -	46.401	27.276	1:13.677	59.02	8.418	10:03:38.107
6 -	41.272	25.838	1:07.110	64.79	1.851	10:04:45.217
7 -	40.649	26.236	1:06.885 (3)	65.01	1.626	10:05:52.102
8 -	40.082	25.177	1:05.259 (1)	66.63		10:06:57.361
9 -	40.045	25.451	1:05.496 (2)	66.39	0.237	10:08:02.857
10 -	40.645	27.541	1:08.186	63.77	2.927	10:09:11.043

P25 481 600	Clinton KEULDER	Yamaha -
IDEAL LAP TIME : 1:05.371	BEST LAP TIME : 1:05.371	DIFFERENCE : 0.000

LAP	SECTOR 1	SECTOR 2	LAP TIME	MPH	DIFF	TIME OF DAY
1 -	47.772	29.145	1:16.917	56.53	11.546	09:58:51.513
2 -	45.669	28.390	1:14.059	58.71	8.688	10:00:05.572
3 -	44.302	27.025	1:11.327	60.96	5.956	10:01:16.899
4 -	43.922	26.209	1:10.131	62.00	4.760	10:02:27.030
5 -	44.058	27.257	1:11.315	60.97	5.944	10:03:38.345
6 -	41.759	25.667	1:07.426	64.49	2.055	10:04:45.771
7 -	41.335	26.477	1:07.812	64.12	2.441	10:05:53.583
8 -	40.903	25.607	1:06.510 (2)	65.38	1.139	10:07:00.093
9 -	40.267	26.965	1:07.232 (3)	64.68	1.861	10:08:07.325
10 -	41.528	26.490	1:08.018	63.93	2.647	10:09:15.343

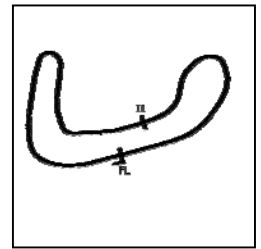
Weather / Track : Cloudy / Wet

Brands Hatch Indy
Circuit Length = 1.2079 miles
Start: 09:56 Flag 10:09 End: 10:10

BMCRC - MRO Championships 2018 - Rnd 1 @ Brands Hatch Indy

L&W Contractors Rookie 600 & Rookie 1000

TIMED PRACTICE - SECTOR ANALYSIS



SECTOR 1 = FL to I1, SECTOR 2 = I1 to FL, DIFF = Difference To Personal Best Lap, P = Crossed Finish Line in Pit Lane, D = Time Disallowed

11 - 40.224 25.147 1:05.371 (1) 66.52 10:10:20.714

P26 220 1000 John LEWIS			Yamaha -			
IDEAL LAP TIME : 1:05.566		BEST LAP TIME : 1:05.566		DIFFERENCE : 0.000		
LAP	SECTOR 1	SECTOR 2	LAP TIME	MPH	DIFF	TIME OF DAY
1 -	42.977	26.653	1:09.630	62.45	4.064	09:58:21.233
2 -	40.826	26.483	1:07.309	64.60	1.743	09:59:28.542
3 -	40.446	26.273	1:06.719 (2)	65.17	1.153	10:00:35.261
4 -	39.872	25.694	1:05.566 (1)	66.32		10:01:40.827
5 -	41.568	25.851	1:07.419	64.50	1.853	10:02:48.246
6 -	41.479	26.078	1:07.557	64.36	1.991	10:03:55.803
7 -	41.841	26.990	1:08.831	63.17	3.265	10:05:04.634
8 -	41.000	25.893	1:06.893 (3)	65.00	1.327	10:06:11.527
9 -	41.086	25.910	1:06.996	64.90	1.430	10:07:18.523
10 -	41.112	27.569	1:08.681	63.31	3.115	10:08:27.204
11 -	40.956	27.478	1:08.434	63.54	2.868	10:09:35.638

P27 50 1000 Dan WELFORD			Suzuki - SEG Sussex Electric Gates/ Vistec systems			
IDEAL LAP TIME : 1:05.520		BEST LAP TIME : 1:05.641		DIFFERENCE : 0.121		
LAP	SECTOR 1	SECTOR 2	LAP TIME	MPH	DIFF	TIME OF DAY
1 -	47.665	29.329	1:16.994	56.47	11.353	09:58:50.760
2 -	43.259	27.759	1:11.018	61.23	5.377	10:00:01.778
3 -	42.966	29.815	1:12.781	59.74	7.140	10:01:14.559
4 -	42.574	26.699	1:09.273	62.77	3.632	10:02:23.832
5 -	46.472	26.665	1:13.137	59.45	7.496	10:03:36.969
6 -	40.553	26.167	1:06.720	65.17	1.079	10:04:43.689
7 -	40.005	25.636	1:05.641 (1)	66.24		10:05:49.330
8 -	39.884	25.846	1:05.730 (2)	66.15	0.089	10:06:55.060
9 -	40.750	25.911	1:06.661 (3)	65.23	1.020	10:08:01.721

P28 199 1000 Michael FROST			Suzuki -			
IDEAL LAP TIME : 1:06.439		BEST LAP TIME : 1:06.444		DIFFERENCE : 0.005		
LAP	SECTOR 1	SECTOR 2	LAP TIME	MPH	DIFF	TIME OF DAY
1 -	46.696	28.454	1:15.150	57.86	8.706	09:58:52.226
2 -	43.227	27.579	1:10.806	61.41	4.362	10:00:03.032
3 -	42.159	27.771	1:09.930	62.18	3.486	10:01:12.962
4 -	40.516	25.928	1:06.444 (1)	65.44		10:02:19.406
5 -	41.921	26.843	1:08.764	63.23	2.320	10:03:28.170
6 -	41.256	26.614	1:07.870 (3)	64.07	1.426	10:04:36.040
7 -	41.139	26.562	1:07.701 (2)	64.23	1.257	10:05:43.741
8 -	42.815	26.611	1:09.426	62.63	2.982	10:06:53.167
9 -	42.125	25.923	1:08.048	63.90	1.604	10:08:01.215

P29 100 600 Craig HOWTON			Suzuki - Me			
IDEAL LAP TIME : 1:06.484		BEST LAP TIME : 1:06.484		DIFFERENCE : 0.000		
LAP	SECTOR 1	SECTOR 2	LAP TIME	MPH	DIFF	TIME OF DAY
1 -	48.581	28.660	1:17.241	56.29	10.757	09:58:31.258
2 -	43.181	28.081	1:11.262	61.02	4.778	09:59:42.520
3 -	43.291	27.846	1:11.137	61.12	4.653	10:00:53.657
4 -	42.864	27.754	1:10.618	61.57	4.134	10:02:04.275
5 -	47.898	29.169	1:17.067	56.42	10.583	10:03:21.342
6 -	42.790	28.285	1:11.075	61.18	4.591	10:04:32.417
7 -	42.591	27.952	1:10.543	61.64	4.059	10:05:42.960
8 -	42.454	26.686	1:09.140	62.89	2.656	10:06:52.100
9 -	41.629	26.935	1:08.564 (3)	63.42	2.080	10:08:00.664
10 -	40.931	26.733	1:07.664 (2)	64.26	1.180	10:09:08.328
11 -	40.333	26.151	1:06.484 (1)	65.40		10:10:14.812

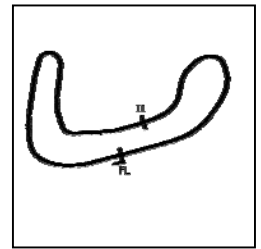
Weather / Track : Cloudy / Wet

Brands Hatch Indy
Circuit Length = 1.2079 miles
Start: 09:56 Flag 10:09 End: 10:10

BMCRC - MRO Championships 2018 - Rnd 1 @ Brands Hatch Indy

L&W Contractors Rookie 600 & Rookie 1000

TIMED PRACTICE - SECTOR ANALYSIS



SECTOR 1 = FL to I1, SECTOR 2 = I1 to FL, DIFF = Difference To Personal Best Lap, P = Crossed Finish Line in Pit Lane, D = Time Disallowed

P30 67 1000 David REDGEWICK			Aprilia - WHEELIES MOTORCYCLES			
IDEAL LAP TIME : 1:07.086		BEST LAP TIME : 1:07.099		DIFFERENCE : 0.013		
LAP	SECTOR 1	SECTOR 2	LAP TIME	MPH	DIFF	TIME OF DAY
1 -	49.128	28.950	1:18.078	55.69	10.979	09:58:52.129
2 -	45.718	28.589	1:14.307	58.52	7.208	10:00:06.436
3 -	44.973	28.179	1:13.152	59.44	6.053	10:01:19.588
4 -	44.101	27.766	1:11.867	60.50	4.768	10:02:31.455
5 -	44.619	27.501	1:12.120	60.29	5.021	10:03:43.575
6 -	43.704	26.664	1:10.368	61.79	3.269	10:04:53.943
7 -	40.775	26.324	1:07.099 (1)	64.80		10:06:01.042
8 -	42.444	26.311	1:08.755 (3)	63.24	1.656	10:07:09.797
9 -	41.889	27.203	1:09.092	62.93	1.993	10:08:18.889
10 -	41.819	26.927	1:08.746 (2)	63.25	1.647	10:09:27.635

P31 69 600 Robert WINDEATT			Triumph - L&W Contractors			
IDEAL LAP TIME : 1:06.840		BEST LAP TIME : 1:07.250		DIFFERENCE : 0.410		
LAP	SECTOR 1	SECTOR 2	LAP TIME	MPH	DIFF	TIME OF DAY
1 -	47.743	28.593	1:16.336	56.96	9.086	09:59:07.141
2 -	42.787	27.638	1:10.425	61.74	3.175	10:00:17.566
3 -	41.963	26.441	1:08.404 (3)	63.57	1.154	10:01:25.970
4 -	41.978	27.661	1:09.639	62.44	2.389	10:02:35.609
5 -	44.775	28.547	1:13.322	59.30	6.072	10:03:48.931
6 -	42.829	26.831	1:09.660	62.42	2.410	10:04:58.591
7 -	41.981	25.269	1:07.250 (1)	64.66		10:06:05.841
8 -	43.641	28.155	1:11.796	60.56	4.546	10:07:17.637
9 -	41.571	26.614	1:08.185 (2)	63.77	0.935	10:08:25.822
10 -	41.974	27.401	1:09.375	62.68	2.125	10:09:35.197

P32 113 600 Illia ZHURAVEL			Kawasaki -			
IDEAL LAP TIME : 1:07.377		BEST LAP TIME : 1:07.377		DIFFERENCE : 0.000		
LAP	SECTOR 1	SECTOR 2	LAP TIME	MPH	DIFF	TIME OF DAY
1 -	51.791	31.314	1:23.105	52.32	15.728	09:58:44.033
2 -	47.015	29.833	1:16.848	56.58	9.471	10:00:00.881
3 -	45.287	28.703	1:13.990	58.77	6.613	10:01:14.871
4 -	41.688	25.988	1:07.676 (2)	64.25	0.299	10:02:22.547
5 -	50.711	29.142	1:19.853	54.45	12.476	10:03:42.400
6 -	45.248	28.161	1:13.409	59.23	6.032	10:04:55.809
7 -	42.158	27.193	1:09.351 (3)	62.70	1.974	10:06:05.160
8 -	41.531	25.846	1:07.377 (1)	64.54		10:07:12.537
9 -	46.466	27.999	1:14.465	58.39	7.088	10:08:27.002
10 -	45.404	27.203	1:12.607	59.89	5.230	10:09:39.609

P33 48 600 David EAMER			Kawasaki -			
IDEAL LAP TIME : 1:07.706		BEST LAP TIME : 1:08.084		DIFFERENCE : 0.378		
LAP	SECTOR 1	SECTOR 2	LAP TIME	MPH	DIFF	TIME OF DAY
1 -	50.816	29.142	1:19.958	54.38	11.874	09:58:53.379
2 -	44.394	28.303	1:12.697	59.81	4.613	10:00:06.076
3 -	52.172	26.858	1:19.030	55.02	10.946	10:01:25.106
4 -	40.848	27.236	1:08.084 (1)	63.87		10:02:33.190
5 -	45.212	27.858	1:13.070	59.51	4.986	10:03:46.260
6 -	43.330	27.643	1:10.973 (3)	61.27	2.889	10:04:57.233
7 -	41.476	26.955	1:08.431 (2)	63.54	0.347	10:06:05.664
8 -	43.132	29.235	1:12.367	60.09	4.283	10:07:18.031

P34 105 600 Benjamin STONARD			Honda -			
IDEAL LAP TIME : 1:09.876		BEST LAP TIME : 1:09.876		DIFFERENCE : 0.000		
LAP	SECTOR 1	SECTOR 2	LAP TIME	MPH	DIFF	TIME OF DAY
1 -	49.045	29.292	1:18.337	55.51	8.461	09:58:49.022
2 -	46.202	28.952	1:15.154	57.86	5.278	10:00:04.176

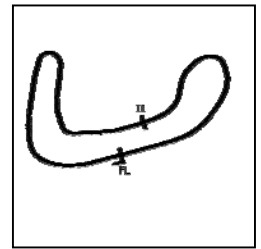
Weather / Track : Cloudy / Wet

Brands Hatch Indy
Circuit Length = 1.2079 miles
Start: 09:56 Flag 10:09 End: 10:10

BMCRC - MRO Championships 2018 - Rnd 1 @ Brands Hatch Indy

L&W Contractors Rookie 600 & Rookie 1000

TIMED PRACTICE - SECTOR ANALYSIS



SECTOR 1 = FL to I1, SECTOR 2 = I1 to FL, DIFF = Difference To Personal Best Lap, P = Crossed Finish Line in Pit Lane, D = Time Disallowed

3 -	46.180	28.253	1:14.433	58.42	4.557	10:01:18.609
4 -	44.669	28.218	1:12.887	59.66	3.011	10:02:31.496
5 -	46.010	28.048	1:14.058	58.71	4.182	10:03:45.554
6 -	44.985	27.577	1:12.562	59.92	2.686	10:04:58.116
7 -	44.774	27.308	1:12.082	60.32	2.206	10:06:10.198
8 -	43.402	27.381	1:10.783 (2)	61.43	0.907	10:07:20.981
9 -	43.441	27.444	1:10.885 (3)	61.34	1.009	10:08:31.866
10 -	42.793	27.083	1:09.876 (1)	62.23		10:09:41.742

P35 999 600 Simon READ			Yamaha -			
IDEAL LAP TIME : 1:10.089		BEST LAP TIME : 1:10.089		DIFFERENCE : 0.000		
LAP	SECTOR 1	SECTOR 2	LAP TIME	MPH	DIFF	TIME OF DAY
1 -	51.796	31.061	1:22.857	52.48	12.768	09:58:43.249
2 -	47.312	29.731	1:17.043	56.44	6.954	10:00:00.292
3 -	45.060	30.201	1:15.261	57.78	5.172	10:01:15.553
4 -	45.551	30.031	1:15.582	57.53	5.493	10:02:31.135
5 -	45.492	28.542	1:14.034	58.73	3.945	10:03:45.169
6 -	43.873	27.716	1:11.589	60.74	1.500	10:04:56.758
7 -	43.896	27.393	1:11.289 (3)	60.99	1.200	10:06:08.047
8 -	42.722	27.367	1:10.089 (1)	62.04		10:07:18.136
9 -	43.090	27.386	1:10.476 (2)	61.70	0.387	10:08:28.612
10 -	44.032	27.423	1:11.455	60.85	1.366	10:09:40.067

P36 8 600 Dave SAUNDERS			Honda -			
IDEAL LAP TIME : 1:10.497		BEST LAP TIME : 1:10.497		DIFFERENCE : 0.000		
LAP	SECTOR 1	SECTOR 2	LAP TIME	MPH	DIFF	TIME OF DAY
1 -	48.942	30.246	1:19.188	54.91	8.691	09:58:48.833
2 -	45.789	29.661	1:15.450	57.63	4.953	10:00:04.283
3 -	46.429	29.673	1:16.102	57.14	5.605	10:01:20.385
4 -	45.051	29.187	1:14.238	58.57	3.741	10:02:34.623
5 -	46.158	29.916	1:16.074	57.16	5.577	10:03:50.697
6 -	47.538	29.921	1:17.459	56.14	6.962	10:05:08.156
7 -	43.823	27.794	1:11.617 (3)	60.72	1.120	10:06:19.773
8 -	43.983	28.129	1:12.112	60.30	1.615	10:07:31.885
9 -	43.318	27.179	1:10.497 (1)	61.68		10:08:42.382
10 -	43.437	28.083	1:11.520 (2)	60.80	1.023	10:09:53.902

P37 24 600 Mark REYNOLDS			Yamaha -			
IDEAL LAP TIME : 1:12.565		BEST LAP TIME : 1:12.565		DIFFERENCE : 0.000		
LAP	SECTOR 1	SECTOR 2	LAP TIME	MPH	DIFF	TIME OF DAY
1 -	56.355	33.016	1:29.371	48.65	16.806	09:59:21.143
2 -	50.589	31.199	1:21.788	53.16	9.223	10:00:42.931
3 -	47.218	30.074	1:17.292	56.26	4.727	10:02:00.223
4 -	51.245	30.962	1:22.207	52.89	9.642	10:03:22.430
5 -	47.121	29.466	1:16.587	56.77	4.022	10:04:39.017
6 -	46.163	29.358	1:15.521	57.58	2.956	10:05:54.538
7 -	45.840	29.502	1:15.342 (3)	57.71	2.777	10:07:09.880
8 -	44.383	29.139	1:13.522 (2)	59.14	0.957	10:08:23.402
9 -	43.824	28.741	1:12.565 (1)	59.92		10:09:35.967

P38 25 1000 Mark HART			Suzuki - Barista 23, Elmwood Coachworks, ripley carriage comp			
IDEAL LAP TIME : 1:14.654		BEST LAP TIME : 1:15.329		DIFFERENCE : 0.675		
LAP	SECTOR 1	SECTOR 2	LAP TIME	MPH	DIFF	TIME OF DAY
1 -	47.608	31.253	1:18.861	55.14	3.532	09:58:44.544
2 -	45.282	30.158	1:15.440 (2)	57.64	0.111	09:59:59.984
3 -	44.545	30.784	1:15.329 (1)	57.72		10:01:15.313
4 -	45.568	30.109	1:15.677 (3)	57.46	0.348	10:02:30.990
5 -	48.615	30.701	1:19.316	54.82	3.987	10:03:50.306

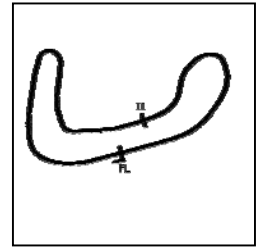
Weather / Track : Cloudy / Wet

Brands Hatch Indy
Circuit Length = 1.2079 miles
Start: 09:56 Flag 10:09 End: 10:10

BMCRC - MRO Championships 2018 - Rnd 1 @ Brands Hatch Indy

L&W Contractors Rookie 600 & Rookie 1000

TIMED PRACTICE - SECTOR ANALYSIS



SECTOR 1 = FL to I1, SECTOR 2 = I1 to FL, DIFF = Difference To Personal Best Lap, P = Crossed Finish Line in Pit Lane, D = Time Disallowed

P39 56 1000 Michael CROSSMAN			Aprillia -			
IDEAL LAP TIME : 1:15.668		BEST LAP TIME : 1:16.570		DIFFERENCE : 0.902		
LAP	SECTOR 1	SECTOR 2	LAP TIME	MPH	DIFF	TIME OF DAY
1 -	49.418	30.954	1:20.372	54.10	3.802	09:59:00.911
2 -	47.906	30.798	1:18.704	55.25	2.134	10:00:19.615
3 -	47.755	30.205	1:17.960	55.77	1.390	10:01:37.575
4 -	46.512	30.058	1:16.570 (1)	56.79		10:02:54.145
5 -	50.505	32.046	1:22.551	52.67	5.981	10:04:16.696
6 -	48.240	30.907	1:19.147	54.94	2.577	10:05:35.843
7 -	46.010	30.562	1:16.572 (2)	56.79	0.002	10:06:52.415
8 -	47.299	29.658	1:16.957 (3)	56.50	0.387	10:08:09.372
9 -	46.999	30.851	1:17.850	55.85	1.280	10:09:27.222

Weather / Track : Cloudy / Wet

BMCRC - MRO Championships 2018 - Rnd 1 @ Brands Hatch Indy

L&W Contractors Rookie 600 & Rookie 1000

TIMED PRACTICE - BEST SECTORS

SECTOR 1				SECTOR 2				IDEAL / BEST COMPARISON				
POS	NO	NAME	TIME	NO	NAME	TIME	POS	NO	NAME	IDEAL	BEST	DIFF
									PERFECT LAP	59.802		
1	107	WHEELDON	36.309	646	RAI	23.493	1	646	RAI	59.852	59.852	0.000
2	646	RAI	36.359	26	CHAFFIN	23.554	2	107	WHEELDON	1:00.271	1:00.285	0.014
3	818	BARKER	36.583	818	BARKER	23.753	3	818	BARKER	1:00.336	1:00.336	0.000
4	39	MORGAN	37.043	42	ATTWOOD	23.871	4	26	CHAFFIN	1:00.736	1:00.965	0.229
5	26	CHAFFIN	37.182	107	WHEELDON	23.962	5	39	MORGAN	1:01.191	1:01.270	0.079
6	42	ATTWOOD	37.357	114	BRUWER	24.062	6	42	ATTWOOD	1:01.228	1:01.235	0.007
7	74	VAUGHAN	37.625	39	MORGAN	24.148	7	114	BRUWER	1:01.869	1:01.898	0.029
8	188	KRAWIECKI	37.777	18	THOMAS	24.309	8	59	NESTER	1:02.194	1:02.194	0.000
9	114	BRUWER	37.807	59	NESTER	24.358	9	188	KRAWIECKI	1:02.260	1:02.260	0.000
10	59	NESTER	37.836	30	PERKINS	24.442	10	30	PERKINS	1:02.329	1:02.329	0.000
11	30	PERKINS	37.887	188	KRAWIECKI	24.483	11	74	VAUGHAN	1:02.650	1:02.945	0.295
12	79	HEMPHILL	37.971	79	HEMPHILL	24.745	12	79	HEMPHILL	1:02.716	1:02.716	0.000
13	117	MERRY	38.023	189	BEACH	24.855	13	117	MERRY	1:02.964	1:03.086	0.122
14	110	GUNN	38.101	110	GUNN	24.920	14	110	GUNN	1:03.021	1:03.369	0.348
15	81	DRINKALD	38.316	117	MERRY	24.941	15	18	THOMAS	1:03.284	1:03.376	0.092
16	36	SEATH	38.462	74	VAUGHAN	25.025	16	36	SEATH	1:03.500	1:04.127	0.627
17	82	HAWKINS	38.493	36	SEATH	25.038	17	81	DRINKALD	1:03.636	1:03.851	0.215
18	161	ANDERSON	38.834	481	KEULDER	25.147	18	82	HAWKINS	1:03.899	1:04.202	0.303
19	18	THOMAS	38.975	20	CLARKE	25.177	19	161	ANDERSON	1:04.116	1:04.116	0.000
20	21	WHITCHER	39.015	194	CRACKNELL	25.216	20	189	BEACH	1:04.173	1:04.173	0.000
21	72	HEMPHILL	39.154	69	WINDEATT	25.269	21	21	WHITCHER	1:04.379	1:04.379	0.000
22	189	BEACH	39.318	161	ANDERSON	25.282	22	194	CRACKNELL	1:04.637	1:04.642	0.005
23	194	CRACKNELL	39.421	81	DRINKALD	25.320	23	72	HEMPHILL	1:04.737	1:05.230	0.493
24	220	LEWIS	39.872	21	WHITCHER	25.364	24	20	CLARKE	1:05.222	1:05.259	0.037
25	50	WELFORD	39.884	82	HAWKINS	25.406	25	481	KEULDER	1:05.371	1:05.371	0.000
26	20	CLARKE	40.045	72	HEMPHILL	25.583	26	50	WELFORD	1:05.520	1:05.641	0.121
27	481	KEULDER	40.224	50	WELFORD	25.636	27	220	LEWIS	1:05.566	1:05.566	0.000
28	100	HOWTON	40.333	220	LEWIS	25.694	28	199	FROST	1:06.439	1:06.444	0.005
29	199	FROST	40.516	113	ZHURAVEL	25.846	29	100	HOWTON	1:06.484	1:06.484	0.000
30	67	REDGEWICK	40.775	199	FROST	25.923	30	69	WINDEATT	1:06.840	1:07.250	0.410
31	48	EAMER	40.848	100	HOWTON	26.151	31	67	REDGEWICK	1:07.086	1:07.099	0.013
32	113	ZHURAVEL	41.531	67	REDGEWICK	26.311	32	113	ZHURAVEL	1:07.377	1:07.377	0.000
33	69	WINDEATT	41.571	48	EAMER	26.858	33	48	EAMER	1:07.706	1:08.084	0.378
34	999	READ	42.722	105	STONARD	27.083	34	105	STONARD	1:09.876	1:09.876	0.000
35	105	STONARD	42.793	8	SAUNDERS	27.179	35	999	READ	1:10.089	1:10.089	0.000
36	8	SAUNDERS	43.318	999	READ	27.367	36	8	SAUNDERS	1:10.497	1:10.497	0.000
37	24	REYNOLDS	43.824	24	REYNOLDS	28.741	37	24	REYNOLDS	1:12.565	1:12.565	0.000
38	25	HART	44.545	56	CROSSMAN	29.658	38	25	HART	1:14.654	1:15.329	0.675
39	56	CROSSMAN	46.010	25	HART	30.109	39	56	CROSSMAN	1:15.668	1:16.570	0.902

Weather / Track : Cloudy / Wet

Results can be found at www.tsl-timing.com

Brands Hatch Indy
Circuit Length = 1.2079 miles
Start: 09:56 Flag 10:09 End: 10:10

Printed - 10:11 Saturday, 10 March 2018

BMCRC - MRO Championships 2018 - Rnd 1 @ Brands Hatch Indy



CONTRACTORS LTD

L&W Contractors Rookie 600 & Rookie 1000

RACE 4 - GRID (10 Laps)

ROW 15	45		44	24	Mark REYNOLDS	43	8	Dave SAUNDERS	
ROW 14	42	999	Simon READ	41	105	Benjamin STONARD	40	48	David EAMER
ROW 13	39	113	Illia ZHURAVEL	38	69	Robert WINDEATT	37	100	Craig HOWTON
ROW 12	36	481	Clinton KEULDER	35	20	Matt CLARKE	34	72	James HEMPHILL
ROW 11	33	194	Liam CRACKNELL	32	21	Nick WHITCHER	31	189	Shane BEACH
ROW 10	30	36	James SEATH	29	18	Jamie THOMAS	28	117	Ross MERRY
ROW 9	27	74	Tom VAUGHAN	26	79	Tommy HEMPHILL	25	30	Billy PERKINS
ROW 8	24	188	Dawid KRAWIECKI	23	39	Max MORGAN	22	42	Michael ATTWOOD
ROW 7	21	26	Michael CHAFFIN	20	818	Alex BARKER	19	107	Michael WHEELDON
ROW 6	18			17			16		
ROW 5	15	184	Dean SOUTHERNWOOD	14	65	Glenn BROWN	13	56	Michael CROSSMAN
ROW 4	12	25	Mark HART	11	67	David REDGEWICK	10	199	Michael FROST
ROW 3	9	50	Dan WELFORD	8	220	John LEWIS	7	82	Matthew HAWKINS
ROW 2	6	161	Dean ANDERSON	5	81	Chris DRINKALD	4	110	Peter GUNN
ROW 1	3	59	David NESTER	2	114	Rikus BRUWER	1	646	Sukhminder RAI
									Pole

Brands Hatch Indy
Circuit Length = 1.2079 miles

These results are provisional until the conclusion of any judicial and technical matters.

Clerk Of Course :		Timekeeper :
-------------------	--	--------------

Results can be found at www.tsl-timing.com

Printed - 10:12 Saturday, 10 March 2018



BMCRC - MRO Championships 2018 - Rnd 1 @ Brands Hatch Indy



CONTRACTORS LTD

L&W Contractors Rookie 600 & Rookie 1000

RACE 4 - CLASSIFICATION

POS	NO	CL	PIC NAME	ENTRY	LAPS	TIME	GAP	DIFF	MPH	BEST	ON
1	110	1000	1 Peter GUNN	BMW -	8	7:37.537			76.03	55.472	3
2	81	1000	2 Chris DRINKALD	Kawasaki - Rymer Racing	8	7:45.875	8.338	8.338	74.67	56.076	4
3	161	1000	3 Dean ANDERSON	Honda - fog racing	8	7:46.094	8.557	0.219	74.63	56.941	3
4	114	1000	4 Rikus BRUWER	Kawasaki -	8	7:55.537	18.000	9.443	73.15	57.656	3
5	82	1000	5 Matthew HAWKINS	Yamaha -	8	7:56.946	19.409	1.409	72.94	57.853	2
6	42	600	1 Michael ATTWOOD	Yamaha - Moremoto	8	8:02.475	24.938	5.529	72.10	55.150	8
7	107	600	2 Michael WHEELDON	Triumph -	8	8:04.832	27.295	2.357	71.75	55.290	2
8	199	1000	6 Michael FROST	Suzuki -	8	8:06.580	29.043	1.748	71.49	58.210	5
9	67	1000	7 David REDGEWICK	Aprilia - WHEELIES MOTORCYCLES	8	8:06.914	29.377	0.334	71.44	58.704	5
10	59	1000	8 David NESTER	BMW -	8	8:07.676	30.139	0.762	71.33	58.958	8
11	188	600	3 Dawid KRAWIECKI	Honda -	8	8:10.404	32.867	2.728	70.93	55.925	7
12	30	600	4 Billy PERKINS	Suzuki - Billy perkins	8	8:11.730	34.193	1.326	70.74	57.366	4
13	26	600	5 Michael CHAFFIN	Yamaha -	8	8:17.324	39.787	5.594	69.95	56.842	6
14	74	600	6 Tom VAUGHAN	Yamaha - Paul Winner Racing	8	8:17.379	39.842	0.055	69.94	57.648	7
15	189	600	7 Shane BEACH	Yamaha - Car Clinic	8	8:18.451	40.914	1.072	69.79	56.930	7
16	39	600	8 Max MORGAN	Kawasaki - MSS PERFORMANCE	8	8:19.873	42.336	1.422	69.59	56.254	7
17	36	600	9 James SEATH	Yamaha - Ovenden	8	8:22.277	44.740	2.404	69.26	58.109	4
18	21	600	10 Nick WHITCHER	Yamaha -	8	8:26.298	48.761	4.021	68.71	57.679	7
19	100	600	11 Craig HOWTON	Suzuki - Me	8	8:30.550	53.013	4.252	68.13	59.243	8
20	18	600	12 Jamie THOMAS	Suzuki -	8	8:32.236	54.699	1.686	67.91	58.537	4
21	25*	1000	9 Mark HART	Suzuki - Barista 23, Elmwood Coachworks, ripley ca	8	8:32.684	55.147	0.448	67.85	1:01.698	8
22	69	600	13 Robert WINDEATT	Triumph - L&W Contractors	8	8:35.582	58.045	2.898	67.47	58.847	7
23	79	600	14 Tommy HEMPHILL	Suzuki -	8	8:35.641	58.104	0.059	67.46	59.358	3
24	194	600	15 Liam CRACKNELL	Kawasaki -	7	7:38.823	1 Lap	1 Lap	66.34	58.823	6
25	72	600	16 James HEMPHILL	Yamaha -	7	7:43.450	1 Lap	4.627	65.68	1:00.343	4
26	481	600	17 Clinton KEULDER	Yamaha -	7	7:55.628	1 Lap	12.178	64.00	1:00.481	6
27	8	600	18 Dave SAUNDERS	Honda -	7	7:56.163	1 Lap	0.535	63.92	1:02.506	4
28	999	600	19 Simon READ	Yamaha -	7	7:56.312	1 Lap	0.149	63.90	1:01.032	6
29	48	600	20 David EAMER	Kawasaki -	7	8:03.497	1 Lap	7.185	62.95	1:03.534	3
30	56	1000	10 Michael CROSSMAN	Aprillia -	7	8:18.986	1 Lap	15.489	61.00	1:09.482	5
31	105	600	21 Benjamin STONARD	Honda -	7	8:20.013	1 Lap	1.027	60.87	1:05.322	7

NOT CLASSIFIED

DNF	117	600	Ross MERRY	Honda -	6	6:21.648	2 Laps	1 Lap	68.36	57.840	5
DNF	20	600	Matt CLARKE	Kawasaki - Hayley Group PLC	6	6:38.064	2 Laps	16.416	65.54	59.906	5
DNF	220	1000	John LEWIS	Yamaha -	5	4:59.222	3 Laps	1 Lap	72.66	57.826	4
DNF	818	600	Alex BARKER	Yamaha - Courtneys Vehicle Logistics & Barker Wo	4	4:14.256	4 Laps	1 Lap	68.41	55.421	4
DNF	113	600	Illia ZHURAVEL	Kawasaki -	4	4:51.834	4 Laps	37.578	59.60	1:03.500	3

FASTEST LAP

42	600	Michael ATTWOOD	Yamaha - Moremoto	8	55.150	78.85 mph	126.89 kph
110	1000	Peter GUNN	BMW -	3	55.472	78.39 mph	126.16 kph

* No. 25 - Please fit a working transponder
 Class 1000 - 92.5% of Race Speed = 70.32 mph
 Class 600 - 92.5% of Race Speed = 66.69 mph

Brands Hatch Indy
 Circuit Length = 1.2079 miles
 Start: 13:13 Flag 13:20 End: 13:22

Weather / Track : Cloudy / Dry

These results are provisional until the conclusion of any judicial and technical matters.

Clerk Of Course :	Timekeeper :
-------------------	--------------

Results can be found at www.tsl-timing.com

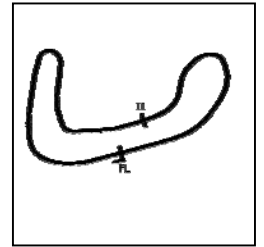
Printed - 13:23 Saturday, 10 March 2018



BMCRC - MRO Championships 2018 - Rnd 1 @ Brands Hatch Indy

L&W Contractors Rookie 600 & Rookie 1000

RACE 4 - SECTOR ANALYSIS



SECTOR 1 = FL to I1, SECTOR 2 = I1 to FL, DIFF = Difference To Personal Best Lap, P = Crossed Finish Line in Pit Lane, D = Time Disallowed

P1 110 1000 Peter GUNN		BMW -				
IDEAL LAP TIME : 54.724		BEST LAP TIME : 55.472		DIFFERENCE : 0.748		
LAP	SECTOR 1	SECTOR 2	LAP TIME	MPH	DIFF	TIME OF DAY
1 -		23.058	1:02.993	69.03	7.521	13:14:06.893
2 -	34.745	22.223	56.968	76.33	1.496	13:15:03.861
3 -	33.908	21.564	55.472 (1)	78.39		13:15:59.333
4 -	33.160	22.512	55.672 (2)	78.11	0.200	13:16:55.005
5 -	33.762	23.924	57.686	75.38	2.214	13:17:52.691
6 -	33.710	22.539	56.249	77.30	0.777	13:18:48.940
7 -	33.839	22.221	56.060 (3)	77.57	0.588	13:19:45.000
8 -	34.472	21.965	56.437	77.05	0.965	13:20:41.437

P2 81 1000 Chris DRINKALD		Kawaski - Rymer Racing				
IDEAL LAP TIME : 56.076		BEST LAP TIME : 56.076		DIFFERENCE : 0.000		
LAP	SECTOR 1	SECTOR 2	LAP TIME	MPH	DIFF	TIME OF DAY
1 -		22.825	1:03.789	68.17	7.713	13:14:07.689
2 -	34.338	22.350	56.688 (3)	76.71	0.612	13:15:04.377
3 -	33.889	22.420	56.309 (2)	77.22	0.233	13:16:00.686
4 -	33.848	22.228	56.076 (1)	77.54		13:16:56.762
5 -	34.466	23.164	57.630	75.45	1.554	13:17:54.392
6 -	37.034	22.764	59.798	72.72	3.722	13:18:54.190
7 -	34.284	23.016	57.300	75.89	1.224	13:19:51.490
8 -	35.049	23.236	58.285	74.60	2.209	13:20:49.775

P3 161 1000 Dean ANDERSON		Honda - fog racing				
IDEAL LAP TIME : 56.827		BEST LAP TIME : 56.941		DIFFERENCE : 0.114		
LAP	SECTOR 1	SECTOR 2	LAP TIME	MPH	DIFF	TIME OF DAY
1 -		23.287	1:04.028	67.91	7.087	13:14:07.928
2 -	35.040	22.386	57.426	75.72	0.485	13:15:05.354
3 -	34.538	22.403	56.941 (1)	76.37		13:16:02.295
4 -	34.658	22.311	56.969 (2)	76.33	0.028	13:16:59.264
5 -	34.873	22.289	57.162 (3)	76.07	0.221	13:17:56.426
6 -	35.202	22.761	57.963	75.02	1.022	13:18:54.389
7 -	34.816	22.860	57.676	75.39	0.735	13:19:52.065
8 -	34.761	23.168	57.929	75.06	0.988	13:20:49.994

P4 114 1000 Rikus BRUWER		Kawasaki -				
IDEAL LAP TIME : 57.422		BEST LAP TIME : 57.656		DIFFERENCE : 0.234		
LAP	SECTOR 1	SECTOR 2	LAP TIME	MPH	DIFF	TIME OF DAY
1 -		22.810	1:04.248	67.68	6.592	13:14:08.148
2 -	35.326	22.390	57.716 (2)	75.34	0.060	13:15:05.864
3 -	35.032	22.624	57.656 (1)	75.42		13:16:03.520
4 -	35.561	23.347	58.908	73.82	1.252	13:17:02.428
5 -	36.234	23.317	59.551	73.02	1.895	13:18:01.979
6 -	35.431	24.235	59.666	72.88	2.010	13:19:01.645
7 -	35.615	23.432	59.047	73.64	1.391	13:20:00.692
8 -	35.332	23.413	58.745 (3)	74.02	1.089	13:20:59.437

P5 82 1000 Matthew HAWKINS		Yamaha -				
IDEAL LAP TIME : 57.853		BEST LAP TIME : 57.853		DIFFERENCE : 0.000		
LAP	SECTOR 1	SECTOR 2	LAP TIME	MPH	DIFF	TIME OF DAY
1 -		23.045	1:03.437	68.54	5.584	13:14:07.337
2 -	35.292	22.561	57.853 (1)	75.16		13:15:05.190
3 -	36.054	23.153	59.207	73.44	1.354	13:16:04.397
4 -	35.977	23.065	59.042	73.65	1.189	13:17:03.439
5 -	35.534	23.479	59.013 (3)	73.68	1.160	13:18:02.452
6 -	35.445	24.958	1:00.403	71.99	2.550	13:19:02.855
7 -	35.819	24.122	59.941	72.54	2.088	13:20:02.796
8 -	35.489	22.561	58.050 (2)	74.91	0.197	13:21:00.846

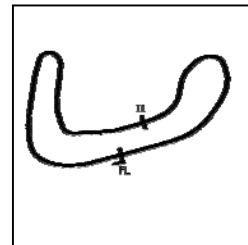
Weather / Track : Cloudy / Dry

Brands Hatch Indy
 Circuit Length = 1.2079 miles
 Start: 13:13 Flag 13:20 End: 13:22

BMCRC - MRO Championships 2018 - Rnd 1 @ Brands Hatch Indy

L&W Contractors Rookie 600 & Rookie 1000

RACE 4 - SECTOR ANALYSIS



SECTOR 1 = FL to I1, SECTOR 2 = I1 to FL, DIFF = Difference To Personal Best Lap, P = Crossed Finish Line in Pit Lane, D = Time Disallowed

P6 42 600 Michael ATTWOOD		Yamaha - Moremoto				
IDEAL LAP TIME : 54.937		BEST LAP TIME : 55.150		DIFFERENCE : 0.213		
LAP	SECTOR 1	SECTOR 2	LAP TIME	MPH	DIFF	TIME OF DAY
1 -		22.505	1:26.008	50.56	30.858	13:14:29.908
2 -	34.968	22.164	57.132	76.11	1.982	13:15:27.040
3 -	34.376	22.011	56.387 (3)	77.12	1.237	13:16:23.427
4 -	34.027	21.655	55.682 (2)	78.09	0.532	13:17:19.109
5 -	33.282	23.957	57.239	75.97	2.089	13:18:16.348
6 -	34.353	22.672	57.025	76.25	1.875	13:19:13.373
7 -	34.994	22.858	57.852	75.16	2.702	13:20:11.225
8 -	33.348	21.802	55.150 (1)	78.85		13:21:06.375

P7 107 600 Michael WHEELDON		Triumph -				
IDEAL LAP TIME : 54.742		BEST LAP TIME : 55.290		DIFFERENCE : 0.548		
LAP	SECTOR 1	SECTOR 2	LAP TIME	MPH	DIFF	TIME OF DAY
1 -		22.921	1:25.017	51.14	29.727	13:14:28.917
2 -	33.731	21.559	55.290 (1)	78.65		13:15:24.207
3 -	33.183	22.244	55.427 (2)	78.45	0.137	13:16:19.634
4 -	33.960	22.323	56.283 (3)	77.26	0.993	13:17:15.917
5 -	35.020	22.446	57.466	75.67	2.176	13:18:13.383
6 -	35.238	24.105	59.343	73.27	4.053	13:19:12.726
7 -	35.961	23.051	59.012	73.69	3.722	13:20:11.738
8 -	34.416	22.578	56.994	76.29	1.704	13:21:08.732

P8 199 1000 Michael FROST		Suzuki -				
IDEAL LAP TIME : 57.917		BEST LAP TIME : 58.210		DIFFERENCE : 0.293		
LAP	SECTOR 1	SECTOR 2	LAP TIME	MPH	DIFF	TIME OF DAY
1 -		25.255	1:10.486	61.69	12.276	13:14:14.386
2 -	37.192	23.491	1:00.683	71.66	2.473	13:15:15.069
3 -	36.787	23.177	59.964	72.52	1.754	13:16:15.033
4 -	35.853	23.066	58.919 (2)	73.80	0.709	13:17:13.952
5 -	35.453	22.757	58.210 (1)	74.70		13:18:12.162
6 -	35.160	24.462	59.622	72.93	1.412	13:19:11.784
7 -	35.855	23.472	59.327 (3)	73.29	1.117	13:20:11.111
8 -	36.161	23.208	59.369	73.24	1.159	13:21:10.480

P9 67 1000 David REDGEWICK		Aprilia - WHEELIES MOTORCYCLES				
IDEAL LAP TIME : 58.704		BEST LAP TIME : 58.704		DIFFERENCE : 0.000		
LAP	SECTOR 1	SECTOR 2	LAP TIME	MPH	DIFF	TIME OF DAY
1 -		23.076	1:07.176	64.73	8.472	13:14:11.076
2 -	37.219	23.034	1:00.253	72.17	1.549	13:15:11.329
3 -	36.536	23.210	59.746	72.78	1.042	13:16:11.075
4 -	36.358	22.973	59.331 (3)	73.29	0.627	13:17:10.406
5 -	35.900	22.804	58.704 (1)	74.07		13:18:09.110
6 -	36.579	26.014	1:02.593	69.47	3.889	13:19:11.703
7 -	36.647	23.220	59.867	72.63	1.163	13:20:11.570
8 -	36.223	23.021	59.244 (2)	73.40	0.540	13:21:10.814

P10 59 1000 David NESTER		BMW -				
IDEAL LAP TIME : 57.911		BEST LAP TIME : 58.958		DIFFERENCE : 1.047		
LAP	SECTOR 1	SECTOR 2	LAP TIME	MPH	DIFF	TIME OF DAY
1 -		22.762	1:04.657	67.25	5.699	13:14:08.557
2 -	36.104	22.994	59.098 (2)	73.58	0.140	13:15:07.655
3 -	35.149	24.898	1:00.047 (3)	72.42	1.089	13:16:07.702
4 -	38.329	24.595	1:02.924	69.10	3.966	13:17:10.626
5 -	37.933	23.411	1:01.344	70.88	2.386	13:18:11.970
6 -	35.872	24.235	1:00.107	72.34	1.149	13:19:12.077
7 -	37.218	23.323	1:00.541	71.82	1.583	13:20:12.618

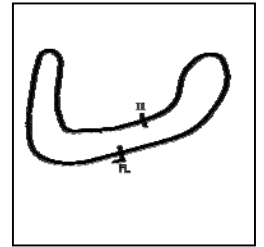
Weather / Track : Cloudy / Dry

Brands Hatch Indy
Circuit Length = 1.2079 miles
Start: 13:13 Flag 13:20 End: 13:22

BMCRC - MRO Championships 2018 - Rnd 1 @ Brands Hatch Indy

L&W Contractors Rookie 600 & Rookie 1000

RACE 4 - SECTOR ANALYSIS



SECTOR 1 = FL to I1, SECTOR 2 = I1 to FL, DIFF = Difference To Personal Best Lap, P = Crossed Finish Line in Pit Lane, D = Time Disallowed

8 - 35.815 23.143 **58.958 (1) 73.75** **13:21:11.576**

P11 188 600 Dawid KRAWIECKI			Honda -			
IDEAL LAP TIME : 55.442		BEST LAP TIME : 55.925		DIFFERENCE : 0.483		
LAP	SECTOR 1	SECTOR 2	LAP TIME	MPH	DIFF	TIME OF DAY
1 -		23.426	1:29.411	48.63	33.486	13:14:33.311
2 -	35.813	23.400	59.213	73.44	3.288	13:15:32.524
3 -	35.194	23.399	58.593	74.21	2.668	13:16:31.117
4 -	35.092	22.751	57.843	75.17	1.918	13:17:28.960
5 -	34.069	22.625	56.694	76.70	0.769	13:18:25.654
6 -	33.980	22.460	56.440 (3)	77.04	0.515	13:19:22.094
7 -	33.689	22.236	55.925 (1)	77.75		13:20:18.019
8 -	34.532	21.753	56.285 (2)	77.26	0.360	13:21:14.304

P12 30 600 Billy PERKINS			Suzuki - Billy perkins			
IDEAL LAP TIME : 57.215		BEST LAP TIME : 57.366		DIFFERENCE : 0.151		
LAP	SECTOR 1	SECTOR 2	LAP TIME	MPH	DIFF	TIME OF DAY
1 -		22.957	1:25.508	50.85	28.142	13:14:29.408
2 -	35.120	23.192	58.312	74.57	0.946	13:15:27.720
3 -	34.500	23.011	57.511 (2)	75.61	0.145	13:16:25.231
4 -	34.651	22.715	57.366 (1)	75.80		13:17:22.597
5 -	34.542	23.330	57.872 (3)	75.14	0.506	13:18:20.469
6 -	34.634	23.354	57.988	74.99	0.622	13:19:18.457
7 -	35.075	23.603	58.678	74.10	1.312	13:20:17.135
8 -	35.549	22.946	58.495	74.34	1.129	13:21:15.630

P13 26 600 Michael CHAFFIN			Yamaha -			
IDEAL LAP TIME : 56.842		BEST LAP TIME : 56.842		DIFFERENCE : 0.000		
LAP	SECTOR 1	SECTOR 2	LAP TIME	MPH	DIFF	TIME OF DAY
1 -		23.772	1:28.752	48.99	31.910	13:14:32.652
2 -	37.579	22.633	1:00.212	72.22	3.370	13:15:32.864
3 -	35.715	22.930	58.645	74.15	1.803	13:16:31.509
4 -	35.422	22.585	58.007	74.96	1.165	13:17:29.516
5 -	34.783	25.109	59.892	72.60	3.050	13:18:29.408
6 -	34.358	22.484	56.842 (1)	76.50		13:19:26.250
7 -	34.378	22.698	57.076 (2)	76.18	0.234	13:20:23.326
8 -	34.895	23.003	57.898 (3)	75.10	1.056	13:21:21.224

P14 74 600 Tom VAUGHAN			Yamaha - Paul Winner Racing			
IDEAL LAP TIME : 57.498		BEST LAP TIME : 57.648		DIFFERENCE : 0.150		
LAP	SECTOR 1	SECTOR 2	LAP TIME	MPH	DIFF	TIME OF DAY
1 -		23.626	1:28.815	48.96	31.167	13:14:32.715
2 -	36.198	23.408	59.606	72.95	1.958	13:15:32.321
3 -	35.191	22.994	58.185 (3)	74.73	0.537	13:16:30.506
4 -	35.399	22.952	58.351	74.52	0.703	13:17:28.857
5 -	34.930	23.485	58.415	74.44	0.767	13:18:27.272
6 -	34.608	23.320	57.928 (2)	75.06	0.280	13:19:25.200
7 -	34.758	22.890	57.648 (1)	75.43		13:20:22.848
8 -	35.117	23.314	58.431	74.42	0.783	13:21:21.279

P15 189 600 Shane BEACH			Yamaha - Car Clinic			
IDEAL LAP TIME : 56.930		BEST LAP TIME : 56.930		DIFFERENCE : 0.000		
LAP	SECTOR 1	SECTOR 2	LAP TIME	MPH	DIFF	TIME OF DAY
1 -		23.484	1:30.105	48.26	33.175	13:14:34.005
2 -	36.950	23.756	1:00.706	71.63	3.776	13:15:34.711
3 -	35.870	22.615	58.485	74.35	1.555	13:16:33.196
4 -	35.087	22.573	57.660 (3)	75.41	0.730	13:17:30.856
5 -	34.600	24.746	59.346	73.27	2.416	13:18:30.202
6 -	34.619	22.673	57.292 (2)	75.90	0.362	13:19:27.494

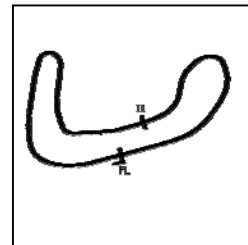
Weather / Track : Cloudy / Dry

Brands Hatch Indy
Circuit Length = 1.2079 miles
Start: 13:13 Flag 13:20 End: 13:22

BMCRC - MRO Championships 2018 - Rnd 1 @ Brands Hatch Indy

L&W Contractors Rookie 600 & Rookie 1000

RACE 4 - SECTOR ANALYSIS



SECTOR 1 = FL to I1, SECTOR 2 = I1 to FL, DIFF = Difference To Personal Best Lap, P = Crossed Finish Line in Pit Lane, D = Time Disallowed

7 -	34.401	22.529	56.930 (1)	76.38		13:20:24.424
8 -	34.528	23.399	57.927	75.07	0.997	13:21:22.351

P16	39 600	Max MORGAN	Kawasaki - MSS PERFORMANCE			
IDEAL LAP TIME : 56.045		BEST LAP TIME : 56.254		DIFFERENCE : 0.209		
LAP	SECTOR 1	SECTOR 2	LAP TIME	MPH	DIFF	TIME OF DAY
1 -		24.445	1:28.473	49.15	32.219	13:14:32.373
2 -	38.283	23.674	1:01.957	70.18	5.703	13:15:34.330
3 -	35.553	22.955	58.508	74.32	2.254	13:16:32.838
4 -	34.868	22.333	57.201 (2)	76.02	0.947	13:17:30.039
5 -	34.675	25.277	59.952	72.53	3.698	13:18:29.991
6 -	34.306	23.142	57.448 (3)	75.69	1.194	13:19:27.439
7 -	33.712	22.542	56.254 (1)	77.30		13:20:23.693
8 -	34.974	25.106	1:00.080	72.38	3.826	13:21:23.773

P17	36 600	James SEATH	Yamaha - Ovenden			
IDEAL LAP TIME : 57.636		BEST LAP TIME : 58.109		DIFFERENCE : 0.473		
LAP	SECTOR 1	SECTOR 2	LAP TIME	MPH	DIFF	TIME OF DAY
1 -		23.617	1:29.263	48.71	31.154	13:14:33.163
2 -	37.588	24.004	1:01.592	70.60	3.483	13:15:34.755
3 -	36.422	23.009	59.431	73.17	1.322	13:16:34.186
4 -	35.323	22.786	58.109 (1)	74.83		13:17:32.295
5 -	35.035	23.348	58.383	74.48	0.274	13:18:30.678
6 -	35.608	23.378	58.986	73.72	0.877	13:19:29.664
7 -	35.093	23.150	58.243 (2)	74.66	0.134	13:20:27.907
8 -	34.850	23.420	58.270 (3)	74.62	0.161	13:21:26.177

P18	21 600	Nick WHITCHER	Yamaha -			
IDEAL LAP TIME : 57.616		BEST LAP TIME : 57.679		DIFFERENCE : 0.063		
LAP	SECTOR 1	SECTOR 2	LAP TIME	MPH	DIFF	TIME OF DAY
1 -		24.713	1:33.210	46.65	35.531	13:14:37.110
2 -	37.414	23.687	1:01.101	71.17	3.422	13:15:38.211
3 -	36.456	22.558	59.014	73.68	1.335	13:16:37.225
4 -	36.193	22.802	58.995	73.71	1.316	13:17:36.220
5 -	35.936	24.102	1:00.038	72.43	2.359	13:18:36.258
6 -	35.305	22.724	58.029 (2)	74.93	0.350	13:19:34.287
7 -	35.368	22.311	57.679 (1)	75.39		13:20:31.966
8 -	35.671	22.561	58.232 (3)	74.67	0.553	13:21:30.198

P19	100 600	Craig HOWTON	Suzuki - Me			
IDEAL LAP TIME : 59.092		BEST LAP TIME : 59.243		DIFFERENCE : 0.151		
LAP	SECTOR 1	SECTOR 2	LAP TIME	MPH	DIFF	TIME OF DAY
1 -		24.148	1:32.036	47.24	32.793	13:14:35.936
2 -	36.553	23.559	1:00.112	72.34	0.869	13:15:36.048
3 -	36.887	23.529	1:00.416	71.97	1.173	13:16:36.464
4 -	35.988	23.576	59.564 (2)	73.00	0.321	13:17:36.028
5 -	35.563	24.362	59.925	72.56	0.682	13:18:35.953
6 -	35.910	23.761	59.671	72.87	0.428	13:19:35.624
7 -	35.939	23.644	59.583 (3)	72.98	0.340	13:20:35.207
8 -	35.700	23.543	59.243 (1)	73.40		13:21:34.450

P20	18 600	Jamie THOMAS	Suzuki -			
IDEAL LAP TIME : 57.314		BEST LAP TIME : 58.537		DIFFERENCE : 1.223		
LAP	SECTOR 1	SECTOR 2	LAP TIME	MPH	DIFF	TIME OF DAY
1 -		24.718	1:33.737	46.39	35.200	13:14:37.637
2 -	37.810	23.936	1:01.746	70.42	3.209	13:15:39.383
3 -	35.811	23.101	58.912	73.81	0.375	13:16:38.295
4 -	36.241	22.296	58.537 (1)	74.28		13:17:36.832
5 -	37.055	23.713	1:00.768	71.56	2.231	13:18:37.600

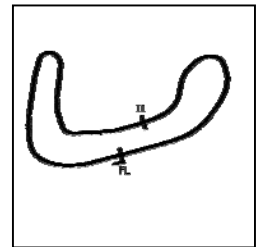
Weather / Track : Cloudy / Dry

Brands Hatch Indy
Circuit Length = 1.2079 miles
Start: 13:13 Flag 13:20 End: 13:22

BMCRC - MRO Championships 2018 - Rnd 1 @ Brands Hatch Indy

L&W Contractors Rookie 600 & Rookie 1000

RACE 4 - SECTOR ANALYSIS



SECTOR 1 = FL to I1, SECTOR 2 = I1 to FL, DIFF = Difference To Personal Best Lap, P = Crossed Finish Line in Pit Lane, D = Time Disallowed

6 -	35.018	23.804	58.822 (2)	73.92	0.285	13:19:36.422
7 -	35.833	22.992	58.825 (3)	73.92	0.288	13:20:35.247
8 -	37.174	23.715	1:00.889	71.41	2.352	13:21:36.136

P21	25	1000	Mark HART	Suzuki - Barista 23, Elmwood Coachworks, riple carriage comp		
IDEAL LAP TIME :		BEST LAP TIME : 1:01.698		DIFFERENCE :		
LAP	SECTOR 1	SECTOR 2	LAP TIME	MPH	DIFF	TIME OF DAY
1 -			1:10.646	61.55	8.948	13:14:14.546
2 -			1:04.234	67.69	2.536	13:15:18.780
3 -			1:03.368	68.62	1.670	13:16:22.148
4 -			1:03.776	68.18	2.078	13:17:25.924
5 -			1:04.011	67.93	2.313	13:18:29.935
6 -			1:02.804 (3)	69.24	1.106	13:19:32.739
7 -			1:02.147 (2)	69.97	0.449	13:20:34.886
8 -			1:01.698 (1)	70.48		13:21:36.584

P22	69	600	Robert WINDEATT	Triumph - L&W Contractors		
IDEAL LAP TIME : 58.813		BEST LAP TIME : 58.847		DIFFERENCE : 0.034		
LAP	SECTOR 1	SECTOR 2	LAP TIME	MPH	DIFF	TIME OF DAY
1 -		24.148	1:34.416	46.05	35.569	13:14:38.316
2 -	37.456	23.984	1:01.440	70.77	2.593	13:15:39.756
3 -	36.838	25.423	1:02.261	69.84	3.414	13:16:42.017
4 -	36.542	22.942	59.484 (2)	73.10	0.637	13:17:41.501
5 -	36.065	23.453	59.518 (3)	73.06	0.671	13:18:41.019
6 -	36.921	23.026	59.947	72.54	1.100	13:19:40.966
7 -	35.871	22.976	58.847 (1)	73.89		13:20:39.813
8 -	36.695	22.974	59.669	72.87	0.822	13:21:39.482

P23	79	600	Tommy HEMPHILL	Suzuki -		
IDEAL LAP TIME : 59.358		BEST LAP TIME : 59.358		DIFFERENCE : 0.000		
LAP	SECTOR 1	SECTOR 2	LAP TIME	MPH	DIFF	TIME OF DAY
1 -		24.344	1:30.955	47.81	31.597	13:14:34.855
2 -	36.737	24.242	1:00.979	71.31	1.621	13:15:35.834
3 -	36.030	23.328	59.358 (1)	73.26		13:16:35.192
4 -	36.792	24.297	1:01.089	71.18	1.731	13:17:36.281
5 -	37.245	24.352	1:01.597	70.59	2.239	13:18:37.878
6 -	37.467	23.886	1:01.353	70.87	1.995	13:19:39.231
7 -	36.728	23.843	1:00.571 (3)	71.79	1.213	13:20:39.802
8 -	36.362	23.377	59.739 (2)	72.79	0.381	13:21:39.541

P24	194	600	Liam CRACKNELL	Kawasaki -		
IDEAL LAP TIME : 58.359		BEST LAP TIME : 58.823		DIFFERENCE : 0.464		
LAP	SECTOR 1	SECTOR 2	LAP TIME	MPH	DIFF	TIME OF DAY
1 -		25.602	1:36.420	45.10	37.597	13:14:40.320
2 -	37.508	23.773	1:01.281	70.96	2.458	13:15:41.601
3 -	36.500	24.835	1:01.335	70.89	2.512	13:16:42.936
4 -	37.318	23.244	1:00.562 (3)	71.80	1.739	13:17:43.498
5 -	36.816	24.002	1:00.818	71.50	1.995	13:18:44.316
6 -	35.500	23.323	58.823 (1)	73.92		13:19:43.139
7 -	36.725	22.859	59.584 (2)	72.98	0.761	13:20:42.723

P25	72	600	James HEMPHILL	Yamaha -		
IDEAL LAP TIME : 1:00.297		BEST LAP TIME : 1:00.343		DIFFERENCE : 0.046		
LAP	SECTOR 1	SECTOR 2	LAP TIME	MPH	DIFF	TIME OF DAY
1 -		24.564	1:34.299	46.11	33.956	13:14:38.199
2 -	38.363	24.238	1:02.601	69.46	2.258	13:15:40.800
3 -	36.658	25.350	1:02.008	70.12	1.665	13:16:42.808
4 -	36.704	23.639	1:00.343 (1)	72.06		13:17:43.151
5 -	36.961	24.149	1:01.110 (3)	71.16	0.767	13:18:44.261

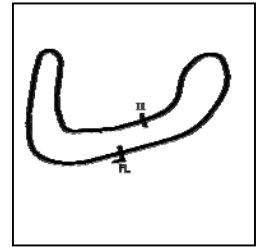
Weather / Track : Cloudy / Dry

Brands Hatch Indy
Circuit Length = 1.2079 miles
Start: 13:13 Flag 13:20 End: 13:22

BMCRC - MRO Championships 2018 - Rnd 1 @ Brands Hatch Indy

L&W Contractors Rookie 600 & Rookie 1000

RACE 4 - SECTOR ANALYSIS



SECTOR 1 = FL to I1, SECTOR 2 = I1 to FL, DIFF = Difference To Personal Best Lap, P = Crossed Finish Line in Pit Lane, D = Time Disallowed

6 -	36.881	24.200	1:01.081 (2)	71.19	0.738	13:19:45.342
7 -	37.260	24.748	1:02.008	70.12	1.665	13:20:47.350

P26	481	600	Clinton KEULDER	Yamaha -		
IDEAL LAP TIME : 1:00.481		BEST LAP TIME : 1:00.481		DIFFERENCE : 0.000		
LAP	SECTOR 1	SECTOR 2	LAP TIME	MPH	DIFF	TIME OF DAY
1 -		26.561	1:40.060	43.45	39.579	13:14:43.960
2 -	39.313	24.168	1:03.481	68.50	3.000	13:15:47.441
3 -	39.185	24.428	1:03.613	68.36	3.132	13:16:51.054
4 -	38.286	24.496	1:02.782	69.26	2.301	13:17:53.836
5 -	37.896	24.750	1:02.646 (3)	69.41	2.165	13:18:56.482
6 -	36.760	23.721	1:00.481 (1)	71.90		13:19:56.963
7 -	38.360	24.205	1:02.565 (2)	69.50	2.084	13:20:59.528

P27	8	600	Dave SAUNDERS	Honda -		
IDEAL LAP TIME : 1:02.224		BEST LAP TIME : 1:02.506		DIFFERENCE : 0.282		
LAP	SECTOR 1	SECTOR 2	LAP TIME	MPH	DIFF	TIME OF DAY
1 -		25.598	1:36.926	44.86	34.420	13:14:40.826
2 -	38.866	24.267	1:03.133	68.88	0.627	13:15:43.959
3 -	38.171	24.538	1:02.709 (2)	69.34	0.203	13:16:46.668
4 -	38.238	24.268	1:02.506 (1)	69.57		13:17:49.174
5 -	39.374	25.399	1:04.773	67.13	2.267	13:18:53.947
6 -	37.957	24.899	1:02.856 (3)	69.18	0.350	13:19:56.803
7 -	38.776	24.484	1:03.260	68.74	0.754	13:21:00.063

P28	999	600	Simon READ	Yamaha -		
IDEAL LAP TIME : 1:01.032		BEST LAP TIME : 1:01.032		DIFFERENCE : 0.000		
LAP	SECTOR 1	SECTOR 2	LAP TIME	MPH	DIFF	TIME OF DAY
1 -		26.460	1:39.315	43.78	38.283	13:14:43.215
2 -	39.158	24.885	1:04.043	67.90	3.011	13:15:47.258
3 -	38.940	24.613	1:03.553	68.42	2.521	13:16:50.811
4 -	38.235	24.682	1:02.917 (3)	69.11	1.885	13:17:53.728
5 -	37.862	24.105	1:01.967 (2)	70.17	0.935	13:18:55.695
6 -	37.368	23.664	1:01.032 (1)	71.25		13:19:56.727
7 -	39.137	24.348	1:03.485	68.49	2.453	13:21:00.212

P29	48	600	David EAMER	Kawasaki -		
IDEAL LAP TIME : 1:03.257		BEST LAP TIME : 1:03.534		DIFFERENCE : 0.277		
LAP	SECTOR 1	SECTOR 2	LAP TIME	MPH	DIFF	TIME OF DAY
1 -		26.157	1:36.655	44.99	33.121	13:14:40.555
2 -	39.891	25.005	1:04.896	67.00	1.362	13:15:45.451
3 -	38.357	25.177	1:03.534 (1)	68.44		13:16:48.985
4 -	38.706	26.167	1:04.873	67.03	1.339	13:17:53.858
5 -	39.941	25.409	1:05.350	66.54	1.816	13:18:59.208
6 -	38.747	24.900	1:03.647 (2)	68.32	0.113	13:20:02.855
7 -	38.866	25.676	1:04.542 (3)	67.37	1.008	13:21:07.397

P30	56	1000	Michael CROSSMAN	Aprillia -		
IDEAL LAP TIME : 1:08.530		BEST LAP TIME : 1:09.482		DIFFERENCE : 0.952		
LAP	SECTOR 1	SECTOR 2	LAP TIME	MPH	DIFF	TIME OF DAY
1 -		28.227	1:18.079	55.69	8.597	13:14:21.979
2 -	43.449	26.955	1:10.404	61.76	0.922	13:15:32.383
3 -	42.621	27.975	1:10.596	61.59	1.114	13:16:42.979
4 -	43.427	27.108	1:10.535	61.65	1.053	13:17:53.514
5 -	42.331	27.151	1:09.482 (1)	62.58		13:19:02.996
6 -	42.122	28.168	1:10.290 (3)	61.86	0.808	13:20:13.286
7 -	41.575	28.025	1:09.600 (2)	62.47	0.118	13:21:22.886

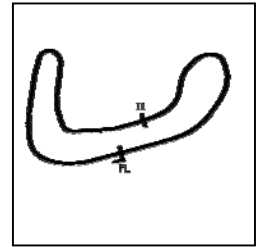
Weather / Track : Cloudy / Dry

Brands Hatch Indy
Circuit Length = 1.2079 miles
Start: 13:13 Flag 13:20 End: 13:22

BMCRC - MRO Championships 2018 - Rnd 1 @ Brands Hatch Indy

L&W Contractors Rookie 600 & Rookie 1000

RACE 4 - SECTOR ANALYSIS



SECTOR 1 = FL to I1, SECTOR 2 = I1 to FL, DIFF = Difference To Personal Best Lap, P = Crossed Finish Line in Pit Lane, D = Time Disallowed

P31 105 600 Benjamin STONARD			Honda -			
IDEAL LAP TIME : 1:05.322		BEST LAP TIME : 1:05.322		DIFFERENCE : 0.000		
LAP	SECTOR 1	SECTOR 2	LAP TIME	MPH	DIFF	TIME OF DAY
1 -		26.713	1:39.157	43.85	33.835	13:14:43.057
2 -	41.939	26.116	1:08.055	63.89	2.733	13:15:51.112
3 -	40.230	25.810	1:06.040 (2)	65.84	0.718	13:16:57.152
4 -	40.405	26.614	1:07.019	64.88	1.697	13:18:04.171
5 -	40.935	26.913	1:07.848	64.09	2.526	13:19:12.019
6 -	40.896	25.676	1:06.572 (3)	65.32	1.250	13:20:18.591
7 -	39.707	25.615	1:05.322 (1)	66.57		13:21:23.913

P32 117 600 Ross MERRY			Honda -			
IDEAL LAP TIME : 57.472		BEST LAP TIME : 57.840		DIFFERENCE : 0.368		
LAP	SECTOR 1	SECTOR 2	LAP TIME	MPH	DIFF	TIME OF DAY
1 -		24.079	1:28.655	49.05	30.815	13:14:32.555
2 -	37.150	23.143	1:00.293	72.12	2.453	13:15:32.848
3 -	35.563	22.987	58.550	74.27	0.710	13:16:31.398
4 -	35.217	22.750	57.967 (2)	75.01	0.127	13:17:29.365
5 -	34.722	23.118	57.840 (1)	75.18		13:18:27.205
6 -	35.297	23.046	58.343 (3)	74.53	0.503	13:19:25.548

P33 20 600 Matt CLARKE			Kawasaki - Hayley Group PLC			
IDEAL LAP TIME : 59.791		BEST LAP TIME : 59.906		DIFFERENCE : 0.115		
LAP	SECTOR 1	SECTOR 2	LAP TIME	MPH	DIFF	TIME OF DAY
1 -		24.817	1:33.491	46.51	33.585	13:14:37.391
2 -	38.016	23.926	1:01.942	70.20	2.036	13:15:39.333
3 -	36.764	23.730	1:00.494 (3)	71.88	0.588	13:16:39.827
4 -	36.531	23.669	1:00.200 (2)	72.23	0.294	13:17:40.027
5 -	36.122	23.784	59.906 (1)	72.59		13:18:39.933
6 -	38.233	23.798	1:02.031	70.10	2.125	13:19:41.964

P34 220 1000 John LEWIS			Yamaha -			
IDEAL LAP TIME : 57.520		BEST LAP TIME : 57.826		DIFFERENCE : 0.306		
LAP	SECTOR 1	SECTOR 2	LAP TIME	MPH	DIFF	TIME OF DAY
1 -		23.430	1:06.313	65.57	8.487	13:14:10.213
2 -	35.573	22.988	58.561	74.25	0.735	13:15:08.774
3 -	34.926	23.527	58.453 (3)	74.39	0.627	13:16:07.227
4 -	34.979	22.847	57.826 (1)	75.20		13:17:05.053
5 -	34.673	23.396	58.069 (2)	74.88	0.243	13:18:03.122

P35 818 600 Alex BARKER			Yamaha - Courtneys Vehicle Logistics & Barker Woodrow Archit			
IDEAL LAP TIME : 55.331		BEST LAP TIME : 55.421		DIFFERENCE : 0.090		
LAP	SECTOR 1	SECTOR 2	LAP TIME	MPH	DIFF	TIME OF DAY
1 -		23.045	1:24.920	51.20	29.499	13:14:28.820
2 -	35.281	22.264	57.545 (3)	75.56	2.124	13:15:26.365
3 -	34.181	22.189	56.370 (2)	77.14	0.949	13:16:22.735
4 -	33.617	21.804	55.421 (1)	78.46		13:17:18.156

P36 113 600 Illia ZHURAVEL			Kawasaki -			
IDEAL LAP TIME : 1:03.118		BEST LAP TIME : 1:03.500		DIFFERENCE : 0.382		
LAP	SECTOR 1	SECTOR 2	LAP TIME	MPH	DIFF	TIME OF DAY
1 -		26.314	1:39.563	43.67	36.063	13:14:43.463
2 -	39.967	25.172	1:05.139 (3)	66.75	1.639	13:15:48.602
3 -	39.024	24.476	1:03.500 (1)	68.48		13:16:52.102
4 -	38.642	24.990	1:03.632 (2)	68.33	0.132	13:17:55.734

Weather / Track : Cloudy / Dry

Brands Hatch Indy
Circuit Length = 1.2079 miles
Start: 13:13 Flag 13:20 End: 13:22

BMCRC - MRO Championships 2018 - Rnd 1 @ Brands Hatch Indy

L&W Contractors Rookie 600 & Rookie 1000

RACE 4 - BEST SECTORS

SECTOR 1				SECTOR 2				IDEAL / BEST COMPARISON				
POS	NO	NAME	TIME	NO	NAME	TIME	POS	NO	NAME	IDEAL	BEST	DIFF
									PERFECT LAP	54.719		
1	110	GUNN	33.160	107	WHEELDON	21.559	1	110	GUNN	54.724	55.472	0.748
2	107	WHEELDON	33.183	110	GUNN	21.564	2	107	WHEELDON	54.742	55.290	0.548
3	42	ATTWOOD	33.282	42	ATTWOOD	21.655	3	42	ATTWOOD	54.937	55.150	0.213
4	818	BARKER	33.527	188	KRAWIECKI	21.753	4	818	BARKER	55.331	55.421	0.090
5	188	KRAWIECKI	33.689	818	BARKER	21.804	5	188	KRAWIECKI	55.442	55.925	0.483
6	39	MORGAN	33.712	81	DRINKALD	22.228	6	39	MORGAN	56.045	56.254	0.209
7	81	DRINKALD	33.848	161	ANDERSON	22.289	7	81	DRINKALD	56.076	56.076	0.000
8	26	CHAFFIN	34.358	18	THOMAS	22.296	8	161	ANDERSON	56.827	56.941	0.114
9	189	BEACH	34.401	21	WHITCHER	22.311	9	26	CHAFFIN	56.842	56.842	0.000
10	30	PERKINS	34.500	39	MORGAN	22.333	10	189	BEACH	56.930	56.930	0.000
11	161	ANDERSON	34.538	114	BRUWER	22.390	11	30	PERKINS	57.215	57.366	0.151
12	74	VAUGHAN	34.608	26	CHAFFIN	22.484	12	18	THOMAS	57.314	58.537	1.223
13	220	LEWIS	34.673	189	BEACH	22.529	13	114	BRUWER	57.422	57.656	0.234
14	117	MERRY	34.722	82	HAWKINS	22.561	14	117	MERRY	57.472	57.840	0.368
15	36	SEATH	34.850	30	PERKINS	22.715	15	74	VAUGHAN	57.498	57.648	0.150
16	18	THOMAS	35.018	117	MERRY	22.750	16	220	LEWIS	57.520	57.826	0.306
17	114	BRUWER	35.032	199	FROST	22.757	17	21	WHITCHER	57.616	57.679	0.063
18	59	NESTER	35.149	59	NESTER	22.762	18	36	SEATH	57.636	58.109	0.473
19	199	FROST	35.160	36	SEATH	22.786	19	82	HAWKINS	57.853	57.853	0.000
20	82	HAWKINS	35.292	67	REDGEWICK	22.804	20	59	NESTER	57.911	58.958	1.047
21	21	WHITCHER	35.305	220	LEWIS	22.847	21	199	FROST	57.917	58.210	0.293
22	194	CRACKNELL	35.500	194	CRACKNELL	22.859	22	194	CRACKNELL	58.359	58.823	0.464
23	100	HOWTON	35.563	74	VAUGHAN	22.890	23	67	REDGEWICK	58.704	58.704	0.000
24	69	WINDEATT	35.871	69	WINDEATT	22.942	24	69	WINDEATT	58.813	58.847	0.034
25	67	REDGEWICK	35.900	79	HEMPHILL	23.328	25	100	HOWTON	59.092	59.243	0.151
26	79	HEMPHILL	36.030	100	HOWTON	23.529	26	79	HEMPHILL	59.358	59.358	0.000
27	20	CLARKE	36.122	72	HEMPHILL	23.639	27	20	CLARKE	59.791	59.906	0.115
28	72	HEMPHILL	36.658	999	READ	23.664	28	72	HEMPHILL	1:00.297	1:00.343	0.046
29	481	KEULDER	36.760	20	CLARKE	23.669	29	481	KEULDER	1:00.481	1:00.481	0.000
30	999	READ	37.368	481	KEULDER	23.721	30	999	READ	1:01.032	1:01.032	0.000
31	8	SAUNDERS	37.957	8	SAUNDERS	24.267	31	8	SAUNDERS	1:02.224	1:02.506	0.282
32	48	EAMER	38.357	113	ZHURAVEL	24.476	32	113	ZHURAVEL	1:03.118	1:03.500	0.382
33	113	ZHURAVEL	38.642	48	EAMER	24.900	33	48	EAMER	1:03.257	1:03.534	0.277
34	105	STONARD	39.707	105	STONARD	25.615	34	105	STONARD	1:05.322	1:05.322	0.000
35	56	CROSSMAN	41.575	56	CROSSMAN	26.955	35	56	CROSSMAN	1:08.530	1:09.482	0.952
36							36	25	HART		1:01.698	

Weather / Track : Cloudy / Dry

Results can be found at www.tsl-timing.com

Brands Hatch Indy
Circuit Length = 1.2079 miles
Start: 13:13 Flag 13:20 End: 13:22

Printed - 13:25 Saturday, 10 March 2018

BMCRC - MRO Championships 2018 - Rnd 1 @ Brands Hatch Indy

L&W Contractors Rookie 600 & Rookie 1000

RACE 14 - GRID (10 Laps)



CONTRACTORS LTD

ROW 15	45	44	24 Mark REYNOLDS	43	105 Benjamin STONARD	1:05.322
ROW 14	42	41	48 David EAMER	40	113 Illia ZHURAVEL	1:03.534 1:02.506
ROW 13	39	38	999 Simon READ	37	481 Clinton KEULDER	1:01.032 1:00.481 1:00.343
ROW 12	36	35	20 Matt CLARKE	34	79 Tommy HEMPHILL	59.906 59.358 59.243
ROW 11	33	32	69 Robert WINDEATT	31	100 Craig HOWTON	58.847 58.823 58.537
ROW 10	30	29	36 James SEATH	28	194 Liam CRACKNELL	58.109 57.840 57.679
ROW 9	27	26	74 Tom VAUGHAN	25	21 Nick WHITCHER	57.648 57.366 56.930
ROW 8	24	23	74 Tom VAUGHAN	22	189 Shane BEACH	56.842 56.254 55.925
ROW 7	21	20	26 Michael CHAFFIN	19	39 Max MORGAN	55.421 55.290 55.150
ROW 6	18	17		16		
ROW 5	15	14	818 Alex BARKER	13	107 Michael WHEELDON	55.421 55.290 55.150
ROW 4	12	11	184 Dean SOUTHERNWOOD	10	42 Michael ATTWOOD	55.421 55.290 55.150
ROW 3	9	8	646 Sukhminder RAI	7	50 Dan WELFORD	1:09.482 1:01.698
ROW 2	6	5	59 David NESTER	4	25 Mark HART	58.958 58.704 58.210
ROW 1	3	2	82 Matthew HAWKINS	1	199 Michael FROST	57.853 57.826 57.656
			220 John LEWIS		114 Rikus BRUWER	56.941 56.076 55.472
			161 Dean ANDERSON		81 Chris DRINKALD	56.941 56.076 55.472
					110 Peter GUNN	55.472
					Pole	

Brands Hatch Indy
Circuit Length = 1.2079 miles

These results are provisional until the conclusion of any judicial and technical matters.

Clerk Of Course :	Timekeeper :
-------------------	--------------

Results can be found at www.tsl-timing.com

Printed - 13:28 Saturday, 10 March 2018



BMCRC - MRO Championships 2018 - Rnd 1 @ Brands Hatch Indy

L&W Contractors Rookie 600 & Rookie 1000

RACE 14 - CLASSIFICATION



CONTRACTORS LTD

POS	NO	CL	PIC NAME	ENTRY	LAPS	TIME	GAP	DIFF	MPH	BEST	ON
1	110	1000	1 Peter GUNN	BMW -	10	9:06.002			79.64	52.747	4
2	81	1000	2 Chris DRINKALD	Kawasaki - Rymer Racing	10	9:18.354	12.352	12.352	77.88	53.852	3
3	161	1000	3 Dean ANDERSON	Honda - fog racing	10	9:23.781	17.779	5.427	77.13	54.728	6
4	59	1000	4 David NESTER	BMW -	10	9:30.368	24.366	6.587	76.24	54.407	10
5	188	600	1 Dawid KRAWIECKI	Honda -	10	9:32.297	26.295	1.929	75.98	52.878	10
6	42	600	2 Michael ATTWOOD	Yamaha - Moremoto	10	9:34.539	28.537	2.242	75.68	53.622	10
7	107	600	3 Michael WHEELDON	Triumph -	10	9:34.748	28.746	0.209	75.66	53.984	10
8	114	1000	5 Rikus BRUWER	Kawasaki - Orion Group	10	9:35.765	29.763	1.017	75.52	55.641	10
9	220	1000	6 John LEWIS	Yamaha -	10	9:38.052	32.050	2.287	75.22	55.898	8
10	199	1000	7 Michael FROST	Suzuki -	10	9:41.914	35.912	3.862	74.72	56.982	9
11	82	1000	8 Matthew HAWKINS	Yamaha -	10	9:45.411	39.409	3.497	74.28	56.607	10
12	67	1000	9 David REDGEWICK	Aprilia - WHEELIES MOTORCYCLES	10	9:45.647	39.645	0.236	74.25	56.594	10
13	39	600	4 Max MORGAN	Kawasaki - MSS PERFORMANCE	10	9:46.431	40.429	0.784	74.15	54.732	9
14	74	600	5 Tom VAUGHAN	Yamaha - Paul Winner Racing	10	9:52.123	46.121	5.692	73.44	55.190	5
15	30	600	6 Billy PERKINS	Suzuki - Billy perkins	10	9:53.804	47.802	1.681	73.23	55.539	10
16	36	600	7 James SEATH	Yamaha - Ovenden	10	9:57.422	51.420	3.618	72.78	54.981	10
17	21	600	8 Nick WHITCHER	Yamaha -	10	9:58.259	52.257	0.837	72.68	56.058	10
18	100	600	9 Craig HOWTON	Suzuki - Me	9	9:07.403	1 Lap	1 Lap	71.49	56.146	9
19	189	600	10 Shane BEACH	Yamaha - Car Clinic	9	9:09.609	1 Lap	2.206	71.20	56.186	9
20	25	1000	10 Mark HART	Suzuki - Barista 23, Elmwood Coachworks, ripleys ca	9	9:14.169	1 Lap	4.560	70.62	59.446	3
21	194	600	11 Liam CRACKNELL	Kawasaki -	9	9:18.624	1 Lap	4.455	70.06	56.409	8
22	117	600	12 Ross MERRY	Honda -	9	9:19.410	1 Lap	0.786	69.96	58.247	2
23	481	600	13 Clinton KEULDER	Yamaha -	9	9:20.888	1 Lap	1.478	69.77	57.763	8
24	818	600	14 Alex BARKER	Yamaha - Courtneys Vehicle Logistics & Barker Wo	9	9:22.337	1 Lap	1.449	69.59	58.915	5
25	69	600	15 Robert WINDEATT	Triumph - L&W Contractors	9	9:23.835	1 Lap	1.498	69.41	58.552	7
26	18	600	16 Jamie THOMAS	Suzuki -	9	9:24.479	1 Lap	0.644	69.33	58.194	3
27	8	600	17 Dave SAUNDERS	Honda -	9	9:28.020	1 Lap	3.541	68.90	57.370	9
28	79	600	18 Tommy HEMPHILL	Suzuki -	9	9:28.560	1 Lap	0.540	68.83	58.073	8
29	72	600	19 James HEMPHILL	Yamaha -	9	9:38.848	1 Lap	10.288	67.61	59.718	8
30	20	600	20 Matt CLARKE	Kawasaki - Hayley Group PLC	9	9:39.126	1 Lap	0.278	67.58	59.348	8
31	48	600	21 David EAMER	Kawasaki -	9	9:43.942	1 Lap	4.816	67.02	1:00.638	4
32	56	1000	11 Michael CROSSMAN	Aprilia -	8	9:07.117	2 Laps	1 Lap	63.58	1:06.615	8
33	105	600	22 Benjamin STONARD	Honda -	8	9:19.474	2 Laps	12.357	62.18	1:04.921	6
34	24	600	23 Mark REYNOLDS	Yamaha -	8	9:22.783	2 Laps	3.309	61.81	1:05.135	8

NOT CLASSIFIED

DNF	26	600	Michael CHAFFIN	Yamaha -	5	5:10.626	5 Laps	3 Laps	69.99	55.391	5
DNF	999	600	Simon READ	Yamaha -	4	5:08.951	6 Laps	1 Lap	56.30	1:10.237	2

FASTEST LAP

110	1000	Peter GUNN	BMW -	4	52.747	82.44 mph	132.67 kph
188	600	Dawid KRAWIECKI	Honda -	10	52.878	82.23 mph	132.34 kph

Class 1000 - 92.5% of Race Speed = 73.66 mph

Class 600 - 92.5% of Race Speed = 70.28 mph

Brands Hatch Indy

Circuit Length = 1.2079 miles

Start: 16:29 Flag 16:38 End: 16:39

Weather / Track : Cloudy / Dry

These results are provisional until the conclusion of any judicial and technical matters.

Clerk Of Course :	Timekeeper :
-------------------	--------------

Results can be found at www.tsl-timing.com

Printed - 16:40 Saturday, 10 March 2018



BMCRC - MRO Championships 2018 - Rnd 1 @ Brands Hatch Indy

L&W Contractors Rookie 600 & Rookie 1000

RACE 14 - LAP CHART

30	46.571	56.008
21	50.507	56.397
36	50.747	56.353

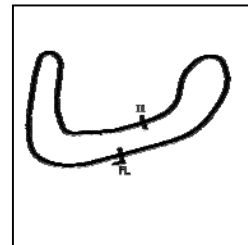
LAP 10	@ 16:38:53.923	
NO	BEHIND	LAP TIME

110		54.308
56	2 Laps	1:06.615
100	1 Lap	56.146
189	1 Lap	56.186
25	1 Lap	59.796
81	12.352	56.337
194	1 Lap	58.339
117	1 Lap	58.816
105	2 Laps	1:05.051
481	1 Lap	58.101
818	1 Lap	59.768
24	2 Laps	1:05.135
161	17.779	56.091
69	1 Lap	58.664
18	1 Lap	1:00.081
8	1 Lap	57.370
79	1 Lap	58.142
59	24.366	54.407
188	26.295	52.878
42	28.537	53.622
107	28.746	53.984
114	29.763	55.641
220	32.050	57.071
72	1 Lap	1:00.706
20	1 Lap	1:00.441
199	35.912	57.677
48	1 Lap	1:02.721
82	39.409	56.607
67	39.645	56.594
39	40.429	56.403
74	46.121	55.196
30	47.802	55.539
36	51.420	54.981
21	52.257	56.058

BMCRC - MRO Championships 2018 - Rnd 1 @ Brands Hatch Indy

L&W Contractors Rookie 600 & Rookie 1000

RACE 14 - SECTOR ANALYSIS



SECTOR 1 = FL to I1, SECTOR 2 = I1 to FL, DIFF = Difference To Personal Best Lap, P = Crossed Finish Line in Pit Lane, D = Time Disallowed

P1 110 1000 Peter GUNN			BMW -			
IDEAL LAP TIME : 52.730		BEST LAP TIME : 52.747		DIFFERENCE : 0.017		
LAP	SECTOR 1	SECTOR 2	LAP TIME	MPH	DIFF	TIME OF DAY
1 -		20.929	58.424	74.43	5.677	16:30:46.345
2 -	32.084	20.792	52.876 (2)	82.24	0.129	16:31:39.221
3 -	32.295	21.500	53.795	80.83	1.048	16:32:33.016
4 -	32.036	20.711	52.747 (1)	82.44		16:33:25.763
5 -	33.572	21.204	54.776	79.38	2.029	16:34:20.539
6 -	32.457	21.503	53.960	80.58	1.213	16:35:14.499
7 -	33.143	22.905	56.048	77.58	3.301	16:36:10.547
8 -	32.708	20.694	53.402 (3)	81.43	0.655	16:37:03.949
9 -	34.022	21.644	55.666	78.11	2.919	16:37:59.615
10 -	33.129	21.179	54.308	80.07	1.561	16:38:53.923

P2 81 1000 Chris DRINKALD			Kawaski - Rymer Racing			
IDEAL LAP TIME : 53.852		BEST LAP TIME : 53.852		DIFFERENCE : 0.000		
LAP	SECTOR 1	SECTOR 2	LAP TIME	MPH	DIFF	TIME OF DAY
1 -		21.677	1:00.561	71.80	6.709	16:30:48.482
2 -	32.896	21.445	54.341 (2)	80.02	0.489	16:31:42.823
3 -	32.668	21.184	53.852 (1)	80.75		16:32:36.675
4 -	34.610	21.600	56.210	77.36	2.358	16:33:32.885
5 -	33.308	21.610	54.918	79.18	1.066	16:34:27.803
6 -	33.371	22.387	55.758	77.99	1.906	16:35:23.561
7 -	33.944	21.788	55.732	78.02	1.880	16:36:19.293
8 -	33.269	21.425	54.694 (3)	79.50	0.842	16:37:13.987
9 -	33.632	22.319	55.951	77.72	2.099	16:38:09.938
10 -	33.681	22.656	56.337	77.18	2.485	16:39:06.275

P3 161 1000 Dean ANDERSON			Honda - fog racing			
IDEAL LAP TIME : 54.647		BEST LAP TIME : 54.728		DIFFERENCE : 0.081		
LAP	SECTOR 1	SECTOR 2	LAP TIME	MPH	DIFF	TIME OF DAY
1 -		21.999	1:01.652	70.53	6.924	16:30:49.573
2 -	33.452	21.665	55.117 (2)	78.89	0.389	16:31:44.690
3 -	33.555	22.041	55.596	78.21	0.868	16:32:40.286
4 -	34.899	22.361	57.260	75.94	2.532	16:33:37.546
5 -	33.491	21.800	55.291 (3)	78.64	0.563	16:34:32.837
6 -	32.982	21.746	54.728 (1)	79.45		16:35:27.565
7 -	34.574	22.413	56.987	76.30	2.259	16:36:24.552
8 -	33.838	21.792	55.630	78.17	0.902	16:37:20.182
9 -	33.395	22.034	55.429	78.45	0.701	16:38:15.611
10 -	33.799	22.292	56.091	77.52	1.363	16:39:11.702

P4 59 1000 David NESTER			BMW -			
IDEAL LAP TIME : 54.228		BEST LAP TIME : 54.407		DIFFERENCE : 0.179		
LAP	SECTOR 1	SECTOR 2	LAP TIME	MPH	DIFF	TIME OF DAY
1 -		22.237	1:03.939	68.01	9.532	16:30:51.860
2 -	34.203	22.213	56.416	77.08	2.009	16:31:48.276
3 -	34.480	23.154	57.634	75.45	3.227	16:32:45.910
4 -	34.459	23.094	57.553	75.55	3.146	16:33:43.463
5 -	35.353	22.683	58.036	74.92	3.629	16:34:41.499
6 -	33.477	21.354	54.831 (2)	79.30	0.424	16:35:36.330
7 -	33.583	21.694	55.277 (3)	78.66	0.870	16:36:31.607
8 -	32.874	22.963	55.837	77.88	1.430	16:37:27.444
9 -	34.856	21.582	56.438	77.05	2.031	16:38:23.882
10 -	32.964	21.443	54.407 (1)	79.92		16:39:18.289

P5 188 600 Dawid KRAWIECKI			Honda -			
IDEAL LAP TIME : 52.878		BEST LAP TIME : 52.878		DIFFERENCE : 0.000		
LAP	SECTOR 1	SECTOR 2	LAP TIME	MPH	DIFF	TIME OF DAY
1 -						
2 -						
3 -						
4 -						
5 -						
6 -						
7 -						
8 -						
9 -						
10 -						

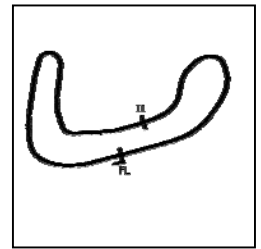
Weather / Track : Cloudy / Dry

Brands Hatch Indy
Circuit Length = 1.2079 miles
Start: 16:29 Flag 16:38 End: 16:39

BMCRC - MRO Championships 2018 - Rnd 1 @ Brands Hatch Indy

L&W Contractors Rookie 600 & Rookie 1000

RACE 14 - SECTOR ANALYSIS



SECTOR 1 = FL to I1, SECTOR 2 = I1 to FL, DIFF = Difference To Personal Best Lap, P = Crossed Finish Line in Pit Lane, D = Time Disallowed

1 -		21.931	1:22.291	52.84	29.413	16:31:10.212
2 -	33.782	21.941	55.723	78.03	2.845	16:32:05.935
3 -	33.531	21.277	54.808	79.34	1.930	16:33:00.743
4 -	32.832	21.465	54.297 (3)	80.08	1.419	16:33:55.040
5 -	33.209	21.274	54.483	79.81	1.605	16:34:49.523
6 -	32.872	21.986	54.858	79.27	1.980	16:35:44.381
7 -	33.248	21.398	54.646	79.57	1.768	16:36:39.027
8 -	32.276	21.197	53.473 (2)	81.32	0.595	16:37:32.500
9 -	33.390	21.450	54.840	79.29	1.962	16:38:27.340
10 -	32.054	20.824	52.878 (1)	82.23		16:39:20.218

P6 42 600 Michael ATTWOOD		Yamaha - Moremoto				
IDEAL LAP TIME : 53.529		BEST LAP TIME : 53.622				
		DIFFERENCE : 0.093				
LAP	SECTOR 1	SECTOR 2	LAP TIME	MPH	DIFF	TIME OF DAY
1 -		21.790	1:21.838	53.13	28.216	16:31:09.759
2 -	33.688	21.766	55.454	78.41	1.832	16:32:05.213
3 -	33.549	21.615	55.164	78.83	1.542	16:33:00.377
4 -	33.070	21.361	54.431	79.89	0.809	16:33:54.808
5 -	33.208	21.317	54.525	79.75	0.903	16:34:49.333
6 -	33.930	21.396	55.326	78.59	1.704	16:35:44.659
7 -	32.761	21.111	53.872 (3)	80.72	0.250	16:36:38.531
8 -	32.569	21.225	53.794 (2)	80.83	0.172	16:37:32.325
9 -	33.959	22.554	56.513	76.94	2.891	16:38:28.838
10 -	32.418	21.204	53.622 (1)	81.09		16:39:22.460

P7 107 600 Michael WHEELDON		Triumph -				
IDEAL LAP TIME : 53.593		BEST LAP TIME : 53.984				
		DIFFERENCE : 0.391				
LAP	SECTOR 1	SECTOR 2	LAP TIME	MPH	DIFF	TIME OF DAY
1 -		22.192	1:21.755	53.19	27.771	16:31:09.676
2 -	33.892	21.766	55.658	78.13	1.674	16:32:05.334
3 -	32.684	21.532	54.216	80.20	0.232	16:32:59.550
4 -	32.756	21.404	54.160 (3)	80.29	0.176	16:33:53.710
5 -	32.997	21.464	54.461	79.84	0.477	16:34:48.171
6 -	33.404	21.784	55.188	78.79	1.204	16:35:43.359
7 -	32.987	21.669	54.656	79.56	0.672	16:36:38.015
8 -	32.726	21.304	54.030 (2)	80.48	0.046	16:37:32.045
9 -	33.870	22.770	56.640	76.77	2.656	16:38:28.685
10 -	33.075	20.909	53.984 (1)	80.55		16:39:22.669

P8 114 1000 Rikus BRUWER		Kawasaki - Orion Group				
IDEAL LAP TIME : 55.641		BEST LAP TIME : 55.641				
		DIFFERENCE : 0.000				
LAP	SECTOR 1	SECTOR 2	LAP TIME	MPH	DIFF	TIME OF DAY
1 -		22.287	1:02.607	69.45	6.966	16:30:50.528
2 -	34.993	22.326	57.319	75.86	1.678	16:31:47.847
3 -	34.983	22.688	57.671	75.40	2.030	16:32:45.518
4 -	34.603	22.859	57.462	75.67	1.821	16:33:42.980
5 -	35.563	22.770	58.333	74.54	2.692	16:34:41.313
6 -	34.524	21.952	56.476 (2)	76.99	0.835	16:35:37.789
7 -	34.874	22.208	57.082	76.18	1.441	16:36:34.871
8 -	34.629	21.990	56.619	76.80	0.978	16:37:31.490
9 -	34.224	22.331	56.555 (3)	76.89	0.914	16:38:28.045
10 -	33.825	21.816	55.641 (1)	78.15		16:39:23.686

P9 220 1000 John LEWIS		Yamaha -				
IDEAL LAP TIME : 55.889		BEST LAP TIME : 55.898				
		DIFFERENCE : 0.009				
LAP	SECTOR 1	SECTOR 2	LAP TIME	MPH	DIFF	TIME OF DAY
1 -		23.294	1:05.546	66.34	9.648	16:30:53.467
2 -	35.292	22.704	57.996	74.98	2.098	16:31:51.463
3 -	34.455	22.427	56.882	76.44	0.984	16:32:48.345
4 -	34.637	22.577	57.214	76.00	1.316	16:33:45.559

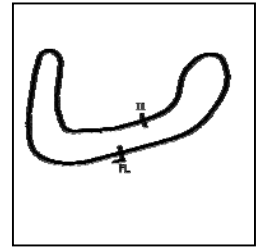
Weather / Track : Cloudy / Dry

Brands Hatch Indy
Circuit Length = 1.2079 miles
Start: 16:29 Flag 16:38 End: 16:39

BMCRC - MRO Championships 2018 - Rnd 1 @ Brands Hatch Indy

L&W Contractors Rookie 600 & Rookie 1000

RACE 14 - SECTOR ANALYSIS



SECTOR 1 = FL to I1, SECTOR 2 = I1 to FL, DIFF = Difference To Personal Best Lap, P = Crossed Finish Line in Pit Lane, D = Time Disallowed

5 -	35.241	22.268	57.509	75.61	1.611	16:34:43.068
6 -	34.590	22.194	56.784 (3)	76.58	0.886	16:35:39.852
7 -	33.851	22.206	56.057 (2)	77.57	0.159	16:36:35.909
8 -	33.860	22.038	55.898 (1)	77.79		16:37:31.807
9 -	34.971	22.124	57.095	76.16	1.197	16:38:28.902
10 -	34.128	22.943	57.071	76.19	1.173	16:39:25.973

P10 199 1000 Michael FROST	Suzuki -	
IDEAL LAP TIME : 56.611	BEST LAP TIME : 56.982	DIFFERENCE : 0.371

LAP	SECTOR 1	SECTOR 2	LAP TIME	MPH	DIFF	TIME OF DAY
1 -		22.466	1:03.684	68.28	6.702	16:30:51.605
2 -	35.885	22.473	58.358	74.51	1.376	16:31:49.963
3 -	35.304	22.074	57.378	75.78	0.396	16:32:47.341
4 -	34.537	22.601	57.138 (3)	76.10	0.156	16:33:44.479
5 -	35.784	22.493	58.277	74.61	1.295	16:34:42.756
6 -	34.749	22.243	56.992 (2)	76.30	0.010	16:35:39.748
7 -	35.288	22.634	57.922	75.07	0.940	16:36:37.670
8 -	35.166	22.340	57.506	75.62	0.524	16:37:35.176
9 -	34.763	22.219	56.982 (1)	76.31		16:38:32.158
10 -	35.040	22.637	57.677	75.39	0.695	16:39:29.835

P11 82 1000 Matthew HAWKINS	Yamaha -	
IDEAL LAP TIME : 56.518	BEST LAP TIME : 56.607	DIFFERENCE : 0.089

LAP	SECTOR 1	SECTOR 2	LAP TIME	MPH	DIFF	TIME OF DAY
1 -		23.038	1:05.816	66.07	9.209	16:30:53.737
2 -	35.640	22.428	58.068	74.88	1.461	16:31:51.805
3 -	35.131	22.306	57.437 (3)	75.71	0.830	16:32:49.242
4 -	35.297	22.372	57.669	75.40	1.062	16:33:46.911
5 -	35.391	24.281	59.672	72.87	3.065	16:34:46.583
6 -	35.642	22.358	58.000	74.97	1.393	16:35:44.583
7 -	35.260	22.327	57.587	75.51	0.980	16:36:42.170
8 -	35.671	22.014	57.685	75.38	1.078	16:37:39.855
9 -	34.613	22.257	56.870 (2)	76.46	0.263	16:38:36.725
10 -	34.504	22.103	56.607 (1)	76.82		16:39:33.332

P12 67 1000 David REDGEWICK	Aprilia - WHEELIES MOTORCYCLES	
IDEAL LAP TIME : 56.262	BEST LAP TIME : 56.594	DIFFERENCE : 0.332

LAP	SECTOR 1	SECTOR 2	LAP TIME	MPH	DIFF	TIME OF DAY
1 -		22.771	1:05.948	65.93	9.354	16:30:53.869
2 -	36.093	22.056	58.149	74.78	1.555	16:31:52.018
3 -	35.474	21.940	57.414 (3)	75.74	0.820	16:32:49.432
4 -	35.569	22.079	57.648	75.43	1.054	16:33:47.080
5 -	35.819	23.496	59.315	73.31	2.721	16:34:46.395
6 -	34.686	22.084	56.770 (2)	76.60	0.176	16:35:43.165
7 -	35.884	22.540	58.424	74.43	1.830	16:36:41.589
8 -	35.569	22.375	57.944	75.04	1.350	16:37:39.533
9 -	34.826	22.615	57.441	75.70	0.847	16:38:36.974
10 -	35.018	21.576	56.594 (1)	76.83		16:39:33.568

P13 39 600 Max MORGAN	Kawasaki - MSS PERFORMANCE	
IDEAL LAP TIME : 54.681	BEST LAP TIME : 54.732	DIFFERENCE : 0.051

LAP	SECTOR 1	SECTOR 2	LAP TIME	MPH	DIFF	TIME OF DAY
1 -		22.886	1:24.399	51.52	29.667	16:31:12.320
2 -	35.169	22.361	57.530	75.58	2.798	16:32:09.850
3 -	33.961	21.897	55.858	77.85	1.126	16:33:05.708
4 -	33.192	21.756	54.948 (2)	79.14	0.216	16:34:00.656
5 -	33.624	22.107	55.731	78.02	0.999	16:34:56.387
6 -	33.535	22.100	55.635	78.16	0.903	16:35:52.022
7 -	33.913	21.886	55.799	77.93	1.067	16:36:47.821
8 -	33.716	21.680	55.396 (3)	78.50	0.664	16:37:43.217

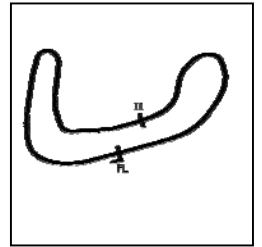
Weather / Track : Cloudy / Dry

Brands Hatch Indy
Circuit Length = 1.2079 miles
Start: 16:29 Flag 16:38 End: 16:39

BMCRC - MRO Championships 2018 - Rnd 1 @ Brands Hatch Indy

L&W Contractors Rookie 600 & Rookie 1000

RACE 14 - SECTOR ANALYSIS



SECTOR 1 = FL to I1, SECTOR 2 = I1 to FL, DIFF = Difference To Personal Best Lap, P = Crossed Finish Line in Pit Lane, D = Time Disallowed

9 -	33.243	21.489	54.732 (1)	79.45			16:38:37.949
10 -	34.351	22.052	56.403	77.09	1.671		16:39:34.352

P14 74 600 Tom VAUGHAN		Yamaha - Paul Winner Racing				
IDEAL LAP TIME : 54.839		BEST LAP TIME : 55.190		DIFFERENCE : 0.351		
LAP	SECTOR 1	SECTOR 2	LAP TIME	MPH	DIFF	TIME OF DAY
1 -		22.784	1:25.902	50.62	30.712	16:31:13.823
2 -	34.775	22.937	57.712	75.35	2.522	16:32:11.535
3 -	33.827	21.881	55.708	78.06	0.518	16:33:07.243
4 -	33.553	21.830	55.383 (3)	78.51	0.193	16:34:02.626
5 -	33.641	21.549	55.190 (1)	78.79		16:34:57.816
6 -	37.205	22.155	59.360	73.25	4.170	16:35:57.176
7 -	34.792	21.637	56.429	77.06	1.239	16:36:53.605
8 -	33.826	21.875	55.701	78.07	0.511	16:37:49.306
9 -	33.839	21.703	55.542	78.29	0.352	16:38:44.848
10 -	33.290	21.906	55.196 (2)	78.78	0.006	16:39:40.044

P15 30 600 Billy PERKINS		Suzuki - Billy perkins				
IDEAL LAP TIME : 55.432		BEST LAP TIME : 55.539		DIFFERENCE : 0.107		
LAP	SECTOR 1	SECTOR 2	LAP TIME	MPH	DIFF	TIME OF DAY
1 -		22.647	1:24.653	51.36	29.114	16:31:12.574
2 -	34.867	22.293	57.160	76.07	1.621	16:32:09.734
3 -	33.886	22.196	56.082 (3)	77.54	0.543	16:33:05.816
4 -	34.432	22.230	56.662	76.74	1.123	16:34:02.478
5 -	34.701	22.306	57.007	76.28	1.468	16:34:59.485
6 -	34.221	23.189	57.410	75.74	1.871	16:35:56.895
7 -	34.652	22.102	56.754	76.62	1.215	16:36:53.649
8 -	34.444	22.085	56.529	76.92	0.990	16:37:50.178
9 -	34.121	21.887	56.008 (2)	77.64	0.469	16:38:46.186
10 -	33.545	21.994	55.539 (1)	78.29		16:39:41.725

P16 36 600 James SEATH		Yamaha - Ovenden				
IDEAL LAP TIME : 54.981		BEST LAP TIME : 54.981		DIFFERENCE : 0.000		
LAP	SECTOR 1	SECTOR 2	LAP TIME	MPH	DIFF	TIME OF DAY
1 -		22.765	1:26.375	50.34	31.394	16:31:14.296
2 -	35.042	22.878	57.920	75.07	2.939	16:32:12.216
3 -	35.953	22.248	58.201	74.71	3.220	16:33:10.417
4 -	34.384	22.097	56.481	76.99	1.500	16:34:06.898
5 -	34.290	22.022	56.312 (3)	77.22	1.331	16:35:03.210
6 -	35.472	22.261	57.733	75.32	2.752	16:36:00.943
7 -	34.518	22.738	57.256	75.95	2.275	16:36:58.199
8 -	34.091	21.719	55.810 (2)	77.91	0.829	16:37:54.009
9 -	34.647	21.706	56.353	77.16	1.372	16:38:50.362
10 -	33.700	21.281	54.981 (1)	79.09		16:39:45.343

P17 21 600 Nick WHITCHER		Yamaha -				
IDEAL LAP TIME : 55.824		BEST LAP TIME : 56.058		DIFFERENCE : 0.234		
LAP	SECTOR 1	SECTOR 2	LAP TIME	MPH	DIFF	TIME OF DAY
1 -		22.758	1:25.721	50.72	29.663	16:31:13.642
2 -	35.545	22.791	58.336	74.54	2.278	16:32:11.978
3 -	34.972	22.160	57.132	76.11	1.074	16:33:09.110
4 -	34.593	22.206	56.799	76.56	0.741	16:34:05.909
5 -	34.730	22.178	56.908	76.41	0.850	16:35:02.817
6 -	35.079	22.622	57.701	75.36	1.643	16:36:00.518
7 -	34.817	22.258	57.075	76.19	1.017	16:36:57.593
8 -	34.246	21.886	56.132 (2)	77.47	0.074	16:37:53.725
9 -	34.555	21.842	56.397 (3)	77.10	0.339	16:38:50.122
10 -	33.982	22.076	56.058 (1)	77.57		16:39:46.180

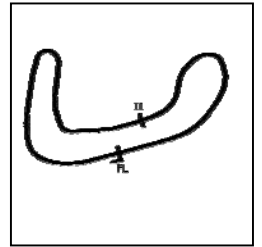
Weather / Track : Cloudy / Dry

Brands Hatch Indy
Circuit Length = 1.2079 miles
Start: 16:29 Flag 16:38 End: 16:39

BMCRC - MRO Championships 2018 - Rnd 1 @ Brands Hatch Indy

L&W Contractors Rookie 600 & Rookie 1000

RACE 14 - SECTOR ANALYSIS



SECTOR 1 = FL to I1, SECTOR 2 = I1 to FL, DIFF = Difference To Personal Best Lap, P = Crossed Finish Line in Pit Lane, D = Time Disallowed

P18 100 600 Craig HOWTON			Suzuki - Me			
IDEAL LAP TIME : 56.146		BEST LAP TIME : 56.146		DIFFERENCE : 0.000		
LAP	SECTOR 1	SECTOR 2	LAP TIME	MPH	DIFF	TIME OF DAY
1 -		23.555	1:28.137	49.33	31.991	16:31:16.058
2 -	35.442	22.927	58.369	74.50	2.223	16:32:14.427
3 -	35.194	22.687	57.881	75.13	1.735	16:33:12.308
4 -	35.055	22.815	57.870	75.14	1.724	16:34:10.178
5 -	34.316	22.582	56.898 (2)	76.42	0.752	16:35:07.076
6 -	34.763	22.783	57.546	75.56	1.400	16:36:04.622
7 -	34.445	22.707	57.152 (3)	76.08	1.006	16:37:01.774
8 -	34.449	22.955	57.404	75.75	1.258	16:37:59.178
9 -	34.273	21.873	56.146 (1)	77.45		16:38:55.324

P19 189 600 Shane BEACH			Yamaha - Car Clinic			
IDEAL LAP TIME : 56.186		BEST LAP TIME : 56.186		DIFFERENCE : 0.000		
LAP	SECTOR 1	SECTOR 2	LAP TIME	MPH	DIFF	TIME OF DAY
1 -		23.568	1:28.361	49.21	32.175	16:31:16.282
2 -	35.492	22.702	58.194	74.72	2.008	16:32:14.476
3 -	35.367	23.016	58.383	74.48	2.197	16:33:12.859
4 -	35.560	23.279	58.839	73.90	2.653	16:34:11.698
5 -	35.298	22.298	57.596	75.50	1.410	16:35:09.294
6 -	35.607	22.295	57.902	75.10	1.716	16:36:07.196
7 -	34.547	22.028	56.575 (2)	76.86	0.389	16:37:03.771
8 -	35.138	22.435	57.573 (3)	75.53	1.387	16:38:01.344
9 -	34.166	22.020	56.186 (1)	77.39		16:38:57.530

P20 25 1000 Mark HART			Suzuki - Barista 23, Elmwood Coachworks, riple carriage comp			
IDEAL LAP TIME : 59.156		BEST LAP TIME : 59.446		DIFFERENCE : 0.290		
LAP	SECTOR 1	SECTOR 2	LAP TIME	MPH	DIFF	TIME OF DAY
1 -		23.946	1:06.678	65.21	7.232	16:30:54.599
2 -	36.181	23.616	59.797	72.72	0.351	16:31:54.396
3 -	35.540	23.906	59.446 (1)	73.15		16:32:53.842
4 -	35.551	24.036	59.587 (2)	72.97	0.141	16:33:53.429
5 -	36.834	26.057	1:02.891	69.14	3.445	16:34:56.320
6 -	36.545	24.393	1:00.938	71.36	1.492	16:35:57.258
7 -	37.243	24.853	1:02.096	70.03	2.650	16:36:59.354
8 -	37.513	25.427	1:02.940	69.09	3.494	16:38:02.294
9 -	35.673	24.123	59.796 (3)	72.72	0.350	16:39:02.090

P21 194 600 Liam CRACKNELL			Kawasaki -			
IDEAL LAP TIME : 56.264		BEST LAP TIME : 56.409		DIFFERENCE : 0.145		
LAP	SECTOR 1	SECTOR 2	LAP TIME	MPH	DIFF	TIME OF DAY
1 -		23.850	1:31.811	47.36	35.402	16:31:19.732
2 -	37.229	24.057	1:01.286	70.95	4.877	16:32:21.018
3 -	36.681	22.916	59.597	72.96	3.188	16:33:20.615
4 -	36.005	22.620	58.625	74.17	2.216	16:34:19.240
5 -	35.343	22.414	57.757 (3)	75.29	1.348	16:35:16.997
6 -	35.395	22.704	58.099	74.84	1.690	16:36:15.096
7 -	34.657	22.044	56.701 (2)	76.69	0.292	16:37:11.797
8 -	34.220	22.189	56.409 (1)	77.09		16:38:08.206
9 -	35.466	22.873	58.339	74.54	1.930	16:39:06.545

P22 117 600 Ross MERRY			Honda -			
IDEAL LAP TIME : 58.023		BEST LAP TIME : 58.247		DIFFERENCE : 0.224		
LAP	SECTOR 1	SECTOR 2	LAP TIME	MPH	DIFF	TIME OF DAY
1 -		23.276	1:27.803	49.52	29.556	16:31:15.724
2 -	35.532	22.715	58.247 (1)	74.65		16:32:13.971
3 -	35.799	23.028	58.827	73.92	0.580	16:33:12.798
4 -	35.945	23.203	59.148	73.52	0.901	16:34:11.946

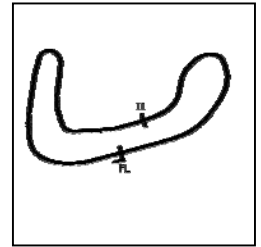
Weather / Track : Cloudy / Dry

Brands Hatch Indy
Circuit Length = 1.2079 miles
Start: 16:29 Flag 16:38 End: 16:39

BMCRC - MRO Championships 2018 - Rnd 1 @ Brands Hatch Indy

L&W Contractors Rookie 600 & Rookie 1000

RACE 14 - SECTOR ANALYSIS



SECTOR 1 = FL to I1, SECTOR 2 = I1 to FL, DIFF = Difference To Personal Best Lap, P = Crossed Finish Line in Pit Lane, D = Time Disallowed

5 -	36.356	23.123	59.479	73.11	1.232	16:35:11.425
6 -	35.866	23.549	59.415	73.19	1.168	16:36:10.840
7 -	36.433	22.944	59.377	73.23	1.130	16:37:10.217
8 -	35.366	22.932	58.298 (2)	74.59	0.051	16:38:08.515
9 -	35.308	23.508	58.816 (3)	73.93	0.569	16:39:07.331

P23 481 600	Clinton KEULDER	Yamaha -
IDEAL LAP TIME : 57.351	BEST LAP TIME : 57.763	DIFFERENCE : 0.412

LAP	SECTOR 1	SECTOR 2	LAP TIME	MPH	DIFF	TIME OF DAY
1 -		24.077	1:30.611	47.99	32.848	16:31:18.532
2 -	37.472	23.598	1:01.070	71.20	3.307	16:32:19.602
3 -	35.409	23.189	58.598	74.21	0.835	16:33:18.200
4 -	36.242	22.959	59.201	73.45	1.438	16:34:17.401
5 -	35.374	23.283	58.657	74.13	0.894	16:35:16.058
6 -	36.056	22.846	58.902	73.82	1.139	16:36:14.960
7 -	35.307	22.678	57.985 (2)	74.99	0.222	16:37:12.945
8 -	34.673	23.090	57.763 (1)	75.28		16:38:10.708
9 -	35.231	22.870	58.101 (3)	74.84	0.338	16:39:08.809

P24 818 600	Alex BARKER	Yamaha - Courtneys Vehicle Logistics & Barker Woodrow Archit
IDEAL LAP TIME : 58.747	BEST LAP TIME : 58.915	DIFFERENCE : 0.168

LAP	SECTOR 1	SECTOR 2	LAP TIME	MPH	DIFF	TIME OF DAY
1 -		23.103	1:24.218	51.63	25.303	16:31:12.139
2 -	36.134	23.695	59.829	72.68	0.914	16:32:11.968
3 -	36.258	23.396	59.654 (3)	72.89	0.739	16:33:11.622
4 -	36.599	23.350	59.949	72.53	1.034	16:34:11.571
5 -	35.644	23.271	58.915 (1)	73.81		16:35:10.486
6 -	36.442	23.794	1:00.236	72.19	1.321	16:36:10.722
7 -	36.021	23.337	59.358 (2)	73.26	0.443	16:37:10.080
8 -	36.876	23.534	1:00.410	71.98	1.495	16:38:10.490
9 -	35.964	23.804	59.768	72.75	0.853	16:39:10.258

P25 69 600	Robert WINDEATT	Triumph - L&W Contractors
IDEAL LAP TIME : 58.028	BEST LAP TIME : 58.552	DIFFERENCE : 0.524

LAP	SECTOR 1	SECTOR 2	LAP TIME	MPH	DIFF	TIME OF DAY
1 -		24.044	1:30.280	48.16	31.728	16:31:18.201
2 -	37.017	23.398	1:00.415	71.97	1.863	16:32:18.616
3 -	36.094	23.134	59.228	73.42	0.676	16:33:17.844
4 -	36.348	22.890	59.238	73.40	0.686	16:34:17.082
5 -	35.513	23.081	58.594 (2)	74.21	0.042	16:35:15.676
6 -	36.323	23.016	59.339	73.28	0.787	16:36:15.015
7 -	36.037	22.515	58.552 (1)	74.26		16:37:13.567
8 -	36.387	23.138	59.525	73.05	0.973	16:38:13.092
9 -	35.902	22.762	58.664 (3)	74.12	0.112	16:39:11.756

P26 18 600	Jamie THOMAS	Suzuki -
IDEAL LAP TIME : 57.981	BEST LAP TIME : 58.194	DIFFERENCE : 0.213

LAP	SECTOR 1	SECTOR 2	LAP TIME	MPH	DIFF	TIME OF DAY
1 -		23.870	1:30.925	47.82	32.731	16:31:18.846
2 -	38.213	23.675	1:01.888	70.26	3.694	16:32:20.734
3 -	35.404	22.790	58.194 (1)	74.72		16:33:18.928
4 -	35.984	23.025	59.009	73.69	0.815	16:34:17.937
5 -	35.397	22.939	58.336	74.54	0.142	16:35:16.273
6 -	36.877	22.617	59.494	73.09	1.300	16:36:15.767
7 -	35.620	22.658	58.278 (3)	74.61	0.084	16:37:14.045
8 -	35.690	22.584	58.274 (2)	74.62	0.080	16:38:12.319
9 -	37.163	22.918	1:00.081	72.37	1.887	16:39:12.400

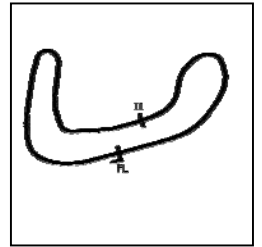
Weather / Track : Cloudy / Dry

Brands Hatch Indy
Circuit Length = 1.2079 miles
Start: 16:29 Flag 16:38 End: 16:39

BMCRC - MRO Championships 2018 - Rnd 1 @ Brands Hatch Indy

L&W Contractors Rookie 600 & Rookie 1000

RACE 14 - SECTOR ANALYSIS



SECTOR 1 = FL to I1, SECTOR 2 = I1 to FL, DIFF = Difference To Personal Best Lap, P = Crossed Finish Line in Pit Lane, D = Time Disallowed

P27 8 600 Dave SAUNDERS			Honda -			
IDEAL LAP TIME : 57.370		BEST LAP TIME : 57.370		DIFFERENCE : 0.000		
LAP	SECTOR 1	SECTOR 2	LAP TIME	MPH	DIFF	TIME OF DAY
1 -		24.680	1:33.532	46.49	36.162	16:31:21.453
2 -	36.802	23.555	1:00.357	72.04	2.987	16:32:21.810
3 -	38.058	23.690	1:01.748	70.42	4.378	16:33:23.558
4 -	37.168	23.361	1:00.529	71.84	3.159	16:34:24.087
5 -	35.906	23.453	59.359	73.25	1.989	16:35:23.446
6 -	35.890	22.856	58.746	74.02	1.376	16:36:22.192
7 -	35.018	23.123	58.141 (2)	74.79	0.771	16:37:20.333
8 -	35.275	22.963	58.238 (3)	74.66	0.868	16:38:18.571
9 -	34.679	22.691	57.370 (1)	75.79		16:39:15.941

P28 79 600 Tommy HEMPHILL			Suzuki -			
IDEAL LAP TIME : 57.939		BEST LAP TIME : 58.073		DIFFERENCE : 0.134		
LAP	SECTOR 1	SECTOR 2	LAP TIME	MPH	DIFF	TIME OF DAY
1 -		24.464	1:32.902	46.80	34.829	16:31:20.823
2 -	37.611	23.590	1:01.201	71.05	3.128	16:32:22.024
3 -	37.354	23.719	1:01.073	71.20	3.000	16:33:23.097
4 -	36.459	23.393	59.852	72.65	1.779	16:34:22.949
5 -	35.397	22.971	58.368 (3)	74.50	0.295	16:35:21.317
6 -	36.489	23.544	1:00.033	72.43	1.960	16:36:21.350
7 -	35.565	23.351	58.916	73.81	0.843	16:37:20.266
8 -	35.115	22.958	58.073 (1)	74.88		16:38:18.339
9 -	35.318	22.824	58.142 (2)	74.79	0.069	16:39:16.481

P29 72 600 James HEMPHILL			Yamaha -			
IDEAL LAP TIME : 59.574		BEST LAP TIME : 59.718		DIFFERENCE : 0.144		
LAP	SECTOR 1	SECTOR 2	LAP TIME	MPH	DIFF	TIME OF DAY
1 -		24.513	1:32.591	46.96	32.873	16:31:20.512
2 -	37.185	23.718	1:00.903	71.40	1.185	16:32:21.415
3 -	37.928	23.828	1:01.756	70.41	2.038	16:33:23.171
4 -	37.662	23.607	1:01.269	70.97	1.551	16:34:24.440
5 -	37.000	23.314	1:00.314 (3)	72.09	0.596	16:35:24.754
6 -	37.192	24.243	1:01.435	70.78	1.717	16:36:26.189
7 -	36.900	23.256	1:00.156 (2)	72.28	0.438	16:37:26.345
8 -	36.318	23.400	59.718 (1)	72.81		16:38:26.063
9 -	36.613	24.093	1:00.706	71.63	0.988	16:39:26.769

P30 20 600 Matt CLARKE			Kawasaki - Hayley Group PLC			
IDEAL LAP TIME : 59.348		BEST LAP TIME : 59.348		DIFFERENCE : 0.000		
LAP	SECTOR 1	SECTOR 2	LAP TIME	MPH	DIFF	TIME OF DAY
1 -		24.198	1:30.158	48.23	30.810	16:31:18.079
2 -	37.763	25.097	1:02.860	69.17	3.512	16:32:20.939
3 -	38.062	23.736	1:01.798	70.36	2.450	16:33:22.737
4 -	37.518	23.521	1:01.039	71.24	1.691	16:34:23.776
5 -	36.997	23.526	1:00.523 (3)	71.85	1.175	16:35:24.299
6 -	37.640	24.763	1:02.403	69.68	3.055	16:36:26.702
7 -	37.182	23.374	1:00.556	71.81	1.208	16:37:27.258
8 -	36.256	23.092	59.348 (1)	73.27		16:38:26.606
9 -	36.752	23.689	1:00.441 (2)	71.94	1.093	16:39:27.047

P31 48 600 David EAMER			Kawasaki -			
IDEAL LAP TIME : 1:00.227		BEST LAP TIME : 1:00.638		DIFFERENCE : 0.411		
LAP	SECTOR 1	SECTOR 2	LAP TIME	MPH	DIFF	TIME OF DAY
1 -		23.889	1:31.471	47.54	30.833	16:31:19.392
2 -	37.095	24.568	1:01.663	70.52	1.025	16:32:21.055
3 -	37.313	23.698	1:01.011 (2)	71.27	0.373	16:33:22.066
4 -	36.529	24.109	1:00.638 (1)	71.71		16:34:22.704

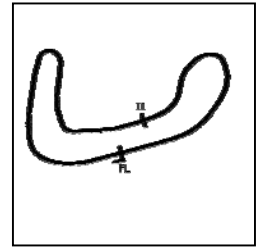
Weather / Track : Cloudy / Dry

Brands Hatch Indy
Circuit Length = 1.2079 miles
Start: 16:29 Flag 16:38 End: 16:39

BMCRC - MRO Championships 2018 - Rnd 1 @ Brands Hatch Indy

L&W Contractors Rookie 600 & Rookie 1000

RACE 14 - SECTOR ANALYSIS



SECTOR 1 = FL to I1, SECTOR 2 = I1 to FL, DIFF = Difference To Personal Best Lap, P = Crossed Finish Line in Pit Lane, D = Time Disallowed

5 -	37.104	24.079	1:01.183 (3)	71.07	0.545	16:35:23.887
6 -	37.484	24.261	1:01.745	70.42	1.107	16:36:25.632
7 -	37.788	24.083	1:01.871	70.28	1.233	16:37:27.503
8 -	37.256	24.383	1:01.639	70.54	1.001	16:38:29.142
9 -	37.600	25.121	1:02.721	69.33	2.083	16:39:31.863

P32	56	1000	Michael CROSSMAN	Aprillia -		
IDEAL LAP TIME : 1:06.383		BEST LAP TIME : 1:06.615		DIFFERENCE : 0.232		
LAP	SECTOR 1	SECTOR 2	LAP TIME	MPH	DIFF	TIME OF DAY
1 -		26.780	1:14.262	58.55	7.647	16:31:02.183
2 -	41.778	25.849	1:07.627	64.30	1.012	16:32:09.810
3 -	40.622	26.444	1:07.066 (3)	64.84	0.451	16:33:16.876
4 -	40.680	26.189	1:06.869 (2)	65.03	0.254	16:34:23.745
5 -	40.924	26.172	1:07.096	64.81	0.481	16:35:30.841
6 -	42.877	26.471	1:09.348	62.70	2.733	16:36:40.189
7 -	42.313	25.921	1:08.234	63.73	1.619	16:37:48.423
8 -	40.854	25.761	1:06.615 (1)	65.27		16:38:55.038

P33	105	600	Benjamin STONARD	Honda -		
IDEAL LAP TIME : 1:04.231		BEST LAP TIME : 1:04.921		DIFFERENCE : 0.690		
LAP	SECTOR 1	SECTOR 2	LAP TIME	MPH	DIFF	TIME OF DAY
1 -		26.661	1:37.318	44.68	32.397	16:31:25.239
2 -	41.995	26.327	1:08.322	63.64	3.401	16:32:33.561
3 -	40.720	25.984	1:06.704	65.19	1.783	16:33:40.265
4 -	40.634	25.744	1:06.378	65.51	1.457	16:34:46.643
5 -	40.203	25.288	1:05.491	66.40	0.570	16:35:52.134
6 -	40.016	24.905	1:04.921 (1)	66.98		16:36:57.055
7 -	39.326	25.963	1:05.289 (3)	66.60	0.368	16:38:02.344
8 -	39.643	25.408	1:05.051 (2)	66.84	0.130	16:39:07.395

P34	24	600	Mark REYNOLDS	Yamaha -		
IDEAL LAP TIME : 1:05.120		BEST LAP TIME : 1:05.135		DIFFERENCE : 0.015		
LAP	SECTOR 1	SECTOR 2	LAP TIME	MPH	DIFF	TIME OF DAY
1 -		27.405	1:38.193	44.28	33.058	16:31:26.114
2 -	41.324	26.866	1:08.190	63.77	3.055	16:32:34.304
3 -	40.784	26.051	1:06.835	65.06	1.700	16:33:41.139
4 -	40.585	26.053	1:06.638	65.25	1.503	16:34:47.777
5 -	39.749	26.009	1:05.758 (2)	66.13	0.623	16:35:53.535
6 -	40.381	25.591	1:05.972 (3)	65.91	0.837	16:36:59.507
7 -	39.939	26.123	1:06.062	65.82	0.927	16:38:05.569
8 -	39.529	25.606	1:05.135 (1)	66.76		16:39:10.704

P35	26	600	Michael CHAFFIN	Yamaha -		
IDEAL LAP TIME : 55.391		BEST LAP TIME : 55.391		DIFFERENCE : 0.000		
LAP	SECTOR 1	SECTOR 2	LAP TIME	MPH	DIFF	TIME OF DAY
1 -		22.082	1:24.964	51.18	29.573	16:31:12.885
2 -	35.532	22.905	58.437	74.41	3.046	16:32:11.322
3 -	34.471	21.868	56.339 (3)	77.18	0.948	16:33:07.661
4 -	33.948	21.547	55.495 (2)	78.36	0.104	16:34:03.156
5 -	33.922	21.469	55.391 (1)	78.50		16:34:58.547

P36	999	600	Simon READ	Yamaha -		
IDEAL LAP TIME : 1:08.983		BEST LAP TIME : 1:10.237		DIFFERENCE : 1.254		
LAP	SECTOR 1	SECTOR 2	LAP TIME	MPH	DIFF	TIME OF DAY
1 -		26.071	1:36.627	45.00	26.390	16:31:24.548
2 -	42.912	27.325	1:10.237 (1)	61.91		16:32:34.785
3 -	44.539	27.163	1:11.702 (3)	60.64	1.465	16:33:46.487
4 -	43.037	27.348	1:10.385 (2)	61.78	0.148	16:34:56.872

Weather / Track : Cloudy / Dry

Brands Hatch Indy
Circuit Length = 1.2079 miles
Start: 16:29 Flag 16:38 End: 16:39

BMCRC - MRO Championships 2018 - Rnd 1 @ Brands Hatch Indy

L&W Contractors Rookie 600 & Rookie 1000

RACE 14 - BEST SECTORS

SECTOR 1			SECTOR 2			IDEAL / BEST COMPARISON						
POS	NO	NAME	TIME	NO	NAME	TIME	POS	NO	NAME	IDEAL	BEST	DIFF
									PERFECT LAP	52.730		
1	110	GUNN	32.036	110	GUNN	20.694	1	110	GUNN	52.730	52.747	0.017
2	188	KRAWIECKI	32.054	188	KRAWIECKI	20.824	2	188	KRAWIECKI	52.878	52.878	0.000
3	42	ATTWOOD	32.418	107	WHEELDON	20.909	3	42	ATTWOOD	53.529	53.622	0.093
4	81	DRINKALD	32.668	42	ATTWOOD	21.111	4	107	WHEELDON	53.593	53.984	0.391
5	107	WHEELDON	32.684	81	DRINKALD	21.184	5	81	DRINKALD	53.852	53.852	0.000
6	59	NESTER	32.874	36	SEATH	21.281	6	59	NESTER	54.228	54.407	0.179
7	161	ANDERSON	32.982	59	NESTER	21.354	7	161	ANDERSON	54.647	54.728	0.081
8	39	MORGAN	33.192	26	CHAFFIN	21.469	8	39	MORGAN	54.681	54.732	0.051
9	74	VAUGHAN	33.290	39	MORGAN	21.489	9	74	VAUGHAN	54.839	55.190	0.351
10	30	PERKINS	33.545	74	VAUGHAN	21.549	10	36	SEATH	54.981	54.981	0.000
11	36	SEATH	33.700	67	REDGEWICK	21.576	11	26	CHAFFIN	55.391	55.391	0.000
12	114	BRUWER	33.825	161	ANDERSON	21.665	12	30	PERKINS	55.432	55.539	0.107
13	220	LEWIS	33.851	114	BRUWER	21.816	13	114	BRUWER	55.641	55.641	0.000
14	26	CHAFFIN	33.922	21	WHITCHER	21.842	14	21	WHITCHER	55.824	56.058	0.234
15	21	WHITCHER	33.982	100	HOWTON	21.873	15	220	LEWIS	55.889	55.898	0.009
16	189	BEACH	34.166	30	PERKINS	21.887	16	100	HOWTON	56.146	56.146	0.000
17	194	CRACKNELL	34.220	82	HAWKINS	22.014	17	189	BEACH	56.186	56.186	0.000
18	100	HOWTON	34.273	189	BEACH	22.020	18	67	REDGEWICK	56.262	56.594	0.332
19	82	HAWKINS	34.504	220	LEWIS	22.038	19	194	CRACKNELL	56.264	56.409	0.145
20	199	FROST	34.537	194	CRACKNELL	22.044	20	82	HAWKINS	56.518	56.607	0.089
21	481	KEULDER	34.673	199	FROST	22.074	21	199	FROST	56.611	56.982	0.371
22	8	SAUNDERS	34.679	69	WINDEATT	22.515	22	481	KEULDER	57.351	57.763	0.412
23	67	REDGEWICK	34.686	18	THOMAS	22.584	23	8	SAUNDERS	57.370	57.370	0.000
24	79	HEMPHILL	35.115	481	KEULDER	22.678	24	79	HEMPHILL	57.939	58.073	0.134
25	117	MERRY	35.308	8	SAUNDERS	22.691	25	18	THOMAS	57.981	58.194	0.213
26	18	THOMAS	35.397	117	MERRY	22.715	26	117	MERRY	58.023	58.247	0.224
27	69	WINDEATT	35.513	79	HEMPHILL	22.824	27	69	WINDEATT	58.028	58.552	0.524
28	25	HART	35.540	20	CLARKE	23.092	28	818	BARKER	58.747	58.915	0.168
29	818	BARKER	35.644	818	BARKER	23.103	29	25	HART	59.156	59.446	0.290
30	20	CLARKE	36.256	72	HEMPHILL	23.256	30	20	CLARKE	59.348	59.348	0.000
31	72	HEMPHILL	36.318	25	HART	23.616	31	72	HEMPHILL	59.574	59.718	0.144
32	48	EAMER	36.529	48	EAMER	23.698	32	48	EAMER	1:00.227	1:00.638	0.411
33	105	STONARD	39.326	105	STONARD	24.905	33	105	STONARD	1:04.231	1:04.921	0.690
34	24	REYNOLDS	39.529	24	REYNOLDS	25.591	34	24	REYNOLDS	1:05.120	1:05.135	0.015
35	56	CROSSMAN	40.622	56	CROSSMAN	25.761	35	56	CROSSMAN	1:06.383	1:06.615	0.232
36	999	READ	42.912	999	READ	26.071	36	999	READ	1:08.983	1:10.237	1.254

Weather / Track : Cloudy / Dry

Results can be found at www.tsl-timing.com

Brands Hatch Indy
Circuit Length = 1.2079 miles
Start: 16:29 Flag 16:38 End: 16:39

Printed - 16:41 Saturday, 10 March 2018

BMCRC - MRO Championships 2018 - Rnd 1 @ Brands Hatch Indy



CONTRACTORS LTD

L&W Contractors Rookie 600 & Rookie 1000

RACE 4 - GRID (12 Laps)

ROW 15	45		44	113 Illia ZHURAVEL	43	999 Simon READ	1:10.237
ROW 14	42	24 Mark REYNOLDS 1:05.135	41	105 Benjamin STONARD 1:04.921	40	48 David EAMER 1:00.638	
ROW 13	39	72 James HEMPHILL 59.718	38	20 Matt CLARKE 59.348	37	818 Alex BARKER 58.915	
ROW 12	36	69 Robert WINDEATT 58.552	35	117 Ross MERRY 58.247	34	18 Jamie THOMAS 58.194	
ROW 11	33	79 Tommy HEMPHILL 58.073	32	481 Clinton KEULDER 57.763	31	8 Dave SAUNDERS 57.370	
ROW 10	30	194 Liam CRACKNELL 56.409	29	189 Shane BEACH 56.186	28	100 Craig HOWTON 56.146	
ROW 9	27	21 Nick WHITCHER 56.058	26	30 Billy PERKINS 55.539	25	26 Michael CHAFFIN 55.391	
ROW 8	24	74 Tom VAUGHAN 55.190	23	36 James SEATH 54.981	22	39 Max MORGAN 54.732	
ROW 7	21	107 Michael WHEELDON 53.984	20	42 Michael ATTWOOD 53.622	19	188 Dawid KRAWIECKI 52.878	
ROW 6	18		17		16		
ROW 5	15	184 Dean SOUTHERNWOOD 53.622	14	65 Glenn BROWN 53.622	13	50 Dan WELFORD 52.878	
ROW 4	12	646 Sukhminder RAI 1:06.615	11	56 Michael CROSSMAN 59.446	10	25 Mark HART 59.446	
ROW 3	9	199 Michael FROST 56.982	8	82 Matthew HAWKINS 56.607	7	67 David REDGEWICK 56.594	
ROW 2	6	220 John LEWIS 55.898	5	114 Rikus BRUWER 55.641	4	161 Dean ANDERSON 54.728	
ROW 1	3	59 David NESTER 54.407	2	81 Chris DRINKALD 53.852	1	110 Peter GUNN 52.747	
						Pole	

Brands Hatch Indy
Circuit Length = 1.2079 miles

These results are provisional until the conclusion of any judicial and technical matters.

Clerk Of Course :	Timekeeper :
-------------------	--------------

Results can be found at www.tsl-timing.com

Printed - 16:43 Saturday, 10 March 2018



BMCRC - MRO Championships 2018 - Rnd 1 @ Brands Hatch Indy



CONTRACTORS LTD

L&W Contractors Rookie 600 & Rookie 1000

RACE 4 - CLASSIFICATION

POS	NO	CL	PIC NAME	ENTRY	LAPS	TIME	GAP	DIFF	MPH	BEST	ON
1	110	1000	1 Peter GUNN	BMW -	8	8:04.286			71.83	57.789	7
2	114	1000	2 Rikus BRUWER	Kawasaki - Orion Group	8	8:04.361	0.075	0.075	71.82	58.356	7
3	59	1000	3 David NESTER	BMW -	8	8:05.695	1.409	1.334	71.62	58.793	7
4	50	1000	4 Dan WELFORD	Suzuki - SEG Sussex Electric Gates/ Vistec system:	8	8:05.763	1.477	0.068	71.61	58.371	5
5	81	1000	5 Chris DRINKALD	Kawaski - Rymer Racing	8	8:05.788	1.502	0.025	71.61	58.465	4
6	82	1000	6 Matthew HAWKINS	Yamaha -	8	8:13.466	9.180	7.678	70.49	59.592	8
7	42	600	1 Michael ATTWOOD	Yamaha - Moremoto	8	8:15.226	10.940	1.760	70.24	56.245	8
8	188	600	2 Dawid KRAWIECKI	Honda -	8	8:18.561	14.275	3.335	69.77	57.205	8
9	107	600	3 Michael WHEELDON	Triumph -	8	8:19.385	15.099	0.824	69.66	57.498	8
10	26	600	4 Michael CHAFFIN	Yamaha -	8	8:20.736	16.450	1.351	69.47	57.859	6
11	161*	1000	7 Dean ANDERSON	Honda - fog racing	8	8:22.507	18.221	1.771	69.23	1:00.363	4
12	199	1000	8 Michael FROST	Suzuki -	8	8:22.860	18.574	0.353	69.18	1:00.695	8
13	25	1000	9 Mark HART	Suzuki - Barista 23, Elmwood Coachworks, ripley ca	8	8:29.762	25.476	6.902	68.24	1:02.895	6
14	74	600	5 Tom VAUGHAN	Yamaha - Paul Winner Racing	8	8:31.535	27.249	1.773	68.00	58.959	5
15	39	600	6 Max MORGAN	Kawasaki - MSS PERFORMANCE	8	8:32.103	27.817	0.568	67.93	59.294	8
16	30	600	7 Billy PERKINS	Suzuki - Billy perkins	8	8:33.547	29.261	1.444	67.74	59.763	2
17	184	1000	10 Dean SOUTHERNWOOD	Kawasaki - DGS Plastering & Ks Autos	8	8:33.586	29.300	0.039	67.73	1:02.062	8
18	189	600	8 Shane BEACH	Yamaha - Car Clinic	8	8:33.741	29.455	0.155	67.71	58.769	7
19	220	1000	11 John LEWIS	Yamaha -	8	8:39.118	34.832	5.377	67.01	1:02.941	8
20	818	600	9 Alex BARKER	Yamaha - Courtneys Vehicle Logistics & Barker Wo	8	8:41.420	37.134	2.302	66.71	1:00.721	3
21	67	1000	12 David REDGEWICK	Aprilia - WHEELIES MOTORCYCLES	8	8:42.424	38.138	1.004	66.59	1:03.133	7
22	21	600	10 Nick WHITCHER	Yamaha -	8	8:45.207	40.921	2.783	66.23	59.720	8
23	36	600	11 James SEATH	Yamaha - Ovenden	8	8:50.068	45.782	4.861	65.63	1:01.716	6
24	8	600	12 Dave SAUNDERS	Honda -	8	8:51.760	47.474	1.692	65.42	1:00.208	8
25	117	600	13 Ross MERRY	Honda -	8	8:51.983	47.697	0.223	65.39	1:00.515	8
26	69	600	14 Robert WINDEATT	Triumph - L&W Contractors	8	8:57.593	53.307	5.610	64.71	1:00.710	7
27	481	600	15 Clinton KEULDER	Yamaha -	8	9:03.761	59.475	6.168	63.97	1:02.514	8
28	18	600	16 Jamie THOMAS	Suzuki -	8	9:03.899	59.613	0.138	63.96	1:01.703	8
29	79	600	17 Tommy HEMPHILL	Suzuki -	8	9:04.180	59.894	0.281	63.92	1:01.492	8
30	194	600	18 Liam CRACKNELL	Kawasaki -	8	9:06.204	1:01.918	2.024	63.69	1:03.462	6
31	100	600	19 Craig HOWTON	Suzuki - Me	7	8:07.689	1 Lap	1 Lap	62.41	1:04.405	6
32	20	600	20 Matt CLARKE	Kawasaki - Hayley Group PLC	7	8:08.476	1 Lap	0.787	62.31	1:04.548	4
33	24	600	21 Mark REYNOLDS	Yamaha -	7	8:32.122	1 Lap	23.646	59.43	1:06.772	4
34	33	1000	13 Carlo BOTTIGLIERI	Yamaha - TMT RACING	7	8:51.428	1 Lap	19.306	57.27	1:14.150	3

NOT CLASSIFIED

DNF	72	600	James HEMPHILL	Yamaha -	6	6:59.821	2 Laps	1 Lap	62.14	1:01.845	6
-----	----	-----	----------------	----------	---	----------	--------	-------	-------	----------	---

FASTEST LAP

42	600	Michael ATTWOOD	Yamaha - Moremoto	8	56.245	77.31 mph	124.42 kph
110	1000	Peter GUNN	BMW -	7	57.789	75.24 mph	121.10 kph

* No. 161 - 10 second penalty - jump start
 Class 1000 - 92.5% of Race Speed = 66.44 mph
 Class 600 - 92.5% of Race Speed = 64.97 mph

Brands Hatch Indy
 Circuit Length = 1.2079 miles
 Start: 11:34 Flag 11:42 End: 11:43

Weather / Track : Cloudy / Wet

These results are provisional until the conclusion of any judicial and technical matters.

Clerk Of Course :	Timekeeper :
-------------------	--------------

Results can be found at www.tsl-timing.com

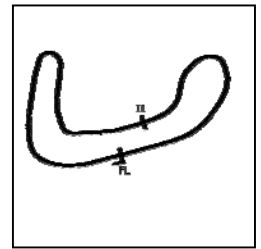
Printed - 11:45 Sunday, 11 March 2018



BMCRC - MRO Championships 2018 - Rnd 1 @ Brands Hatch Indy

L&W Contractors Rookie 600 & Rookie 1000

RACE 4 - SECTOR ANALYSIS



SECTOR 1 = FL to I1, SECTOR 2 = I1 to FL, DIFF = Difference To Personal Best Lap, P = Crossed Finish Line in Pit Lane, D = Time Disallowed

P1 110 1000 Peter GUNN			BMW -			
IDEAL LAP TIME : 57.789		BEST LAP TIME : 57.789		DIFFERENCE : 0.000		
LAP	SECTOR 1	SECTOR 2	LAP TIME	MPH	DIFF	TIME OF DAY
1 -		24.487	1:05.638	66.25	7.849	11:35:20.836
2 -	37.076	24.634	1:01.710	70.46	3.921	11:36:22.546
3 -	36.912	23.934	1:00.846	71.46	3.057	11:37:23.392
4 -	36.837	23.751	1:00.588	71.77	2.799	11:38:23.980
5 -	36.100	23.163	59.263 (3)	73.37	1.474	11:39:23.243
6 -	36.346	23.465	59.811	72.70	2.022	11:40:23.054
7 -	34.844	22.945	57.789 (1)	75.24		11:41:20.843
8 -	34.912	23.729	58.641 (2)	74.15	0.852	11:42:19.484

P2 114 1000 Rikus BRUWER			Kawasaki - Orion Group			
IDEAL LAP TIME : 58.317		BEST LAP TIME : 58.356		DIFFERENCE : 0.039		
LAP	SECTOR 1	SECTOR 2	LAP TIME	MPH	DIFF	TIME OF DAY
1 -		24.180	1:06.432	65.45	8.076	11:35:21.630
2 -	36.493	24.493	1:00.986	71.30	2.630	11:36:22.616
3 -	36.539	23.973	1:00.512	71.86	2.156	11:37:23.128
4 -	36.788	23.750	1:00.538	71.83	2.182	11:38:23.666
5 -	35.429	23.193	58.622 (2)	74.18	0.266	11:39:22.288
6 -	36.253	23.149	59.402 (3)	73.20	1.046	11:40:21.690
7 -	35.468	22.888	58.356 (1)	74.51		11:41:20.046
8 -	35.573	23.940	59.513	73.06	1.157	11:42:19.559

P3 59 1000 David NESTER			BMW -			
IDEAL LAP TIME : 58.392		BEST LAP TIME : 58.793		DIFFERENCE : 0.401		
LAP	SECTOR 1	SECTOR 2	LAP TIME	MPH	DIFF	TIME OF DAY
1 -		24.022	1:08.008	63.94	9.215	11:35:23.206
2 -	37.285	24.069	1:01.354	70.87	2.561	11:36:24.560
3 -	36.390	23.965	1:00.355	72.05	1.562	11:37:24.915
4 -	35.763	23.412	59.175 (3)	73.48	0.382	11:38:24.090
5 -	36.432	22.902	59.334	73.29	0.541	11:39:23.424
6 -	36.042	22.926	58.968 (2)	73.74	0.175	11:40:22.392
7 -	35.634	23.159	58.793 (1)	73.96		11:41:21.185
8 -	35.490	24.218	59.708	72.83	0.915	11:42:20.893

P4 50 1000 Dan WELFORD			Suzuki - SEG Sussex Electric Gates/ Vistec systems			
IDEAL LAP TIME : 58.316		BEST LAP TIME : 58.371		DIFFERENCE : 0.055		
LAP	SECTOR 1	SECTOR 2	LAP TIME	MPH	DIFF	TIME OF DAY
1 -		23.890	1:07.246	64.66	8.875	11:35:22.444
2 -	36.645	24.271	1:00.916	71.38	2.545	11:36:23.360
3 -	36.964	23.621	1:00.585	71.77	2.214	11:37:23.945
4 -	36.772	23.428	1:00.200	72.23	1.829	11:38:24.145
5 -	35.350	23.021	58.371 (1)	74.49		11:39:22.516
6 -	36.410	23.029	59.439 (3)	73.16	1.068	11:40:21.955
7 -	35.617	22.966	58.583 (2)	74.22	0.212	11:41:20.538
8 -	35.642	24.781	1:00.423	71.96	2.052	11:42:20.961

P5 81 1000 Chris DRINKALD			Kawasaki - Rymer Racing			
IDEAL LAP TIME : 58.465		BEST LAP TIME : 58.465		DIFFERENCE : 0.000		
LAP	SECTOR 1	SECTOR 2	LAP TIME	MPH	DIFF	TIME OF DAY
1 -		24.465	1:06.260	65.62	7.795	11:35:21.458
2 -	36.932	24.486	1:01.418	70.80	2.953	11:36:22.876
3 -	36.935	23.726	1:00.661	71.68	2.196	11:37:23.537
4 -	35.134	23.331	58.465 (1)	74.37		11:38:22.002
5 -	35.226	23.741	58.967 (2)	73.74	0.502	11:39:20.969
6 -	35.833	23.345	59.178	73.48	0.713	11:40:20.147
7 -	35.503	23.465	58.968 (3)	73.74	0.503	11:41:19.115
8 -	35.424	26.447	1:01.871	70.28	3.406	11:42:20.986

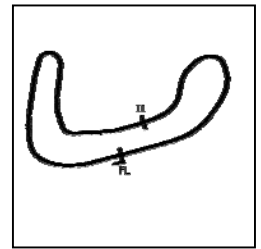
Weather / Track : Cloudy / Wet

Brands Hatch Indy
Circuit Length = 1.2079 miles
Start: 11:34 Flag 11:42 End: 11:43

BMCRC - MRO Championships 2018 - Rnd 1 @ Brands Hatch Indy

L&W Contractors Rookie 600 & Rookie 1000

RACE 4 - SECTOR ANALYSIS



SECTOR 1 = FL to I1, SECTOR 2 = I1 to FL, DIFF = Difference To Personal Best Lap, P = Crossed Finish Line in Pit Lane, D = Time Disallowed

P6	82 1000	Matthew HAWKINS	Yamaha -			
IDEAL LAP TIME : 59.407		BEST LAP TIME : 59.592	DIFFERENCE : 0.185			

LAP	SECTOR 1	SECTOR 2	LAP TIME	MPH	DIFF	TIME OF DAY
1 -		24.624	1:07.946	64.00	8.354	11:35:23.144
2 -	37.687	24.964	1:02.651	69.40	3.059	11:36:25.795
3 -	36.920	24.221	1:01.141	71.12	1.549	11:37:26.936
4 -	36.539	23.864	1:00.403	71.99	0.811	11:38:27.339
5 -	36.508	23.684	1:00.192 (3)	72.24	0.600	11:39:27.531
6 -	37.381	24.295	1:01.676	70.50	2.084	11:40:29.207
7 -	36.467	23.398	59.865 (2)	72.64	0.273	11:41:29.072
8 -	36.009	23.583	59.592 (1)	72.97		11:42:28.664

P7	42 600	Michael ATTWOOD	Yamaha - Moremoto			
IDEAL LAP TIME : 56.207		BEST LAP TIME : 56.245	DIFFERENCE : 0.038			

LAP	SECTOR 1	SECTOR 2	LAP TIME	MPH	DIFF	TIME OF DAY
1 -		23.786	1:29.523	48.57	33.278	11:35:44.721
2 -	36.142	22.960	59.102	73.57	2.857	11:36:43.823
3 -	35.812	22.814	58.626	74.17	2.381	11:37:42.449
4 -	35.279	23.339	58.618	74.18	2.373	11:38:41.067
5 -	35.845	22.918	58.763	74.00	2.518	11:39:39.830
6 -	34.908	22.737	57.645 (3)	75.43	1.400	11:40:37.475
7 -	34.195	22.509	56.704 (2)	76.68	0.459	11:41:34.179
8 -	33.698	22.547	56.245 (1)	77.31		11:42:30.424

P8	188 600	Dawid KRAWIECKI	Honda -			
IDEAL LAP TIME : 57.205		BEST LAP TIME : 57.205	DIFFERENCE : 0.000			

LAP	SECTOR 1	SECTOR 2	LAP TIME	MPH	DIFF	TIME OF DAY
1 -		23.379	1:28.048	49.38	30.843	11:35:43.246
2 -	36.559	22.897	59.456	73.13	2.251	11:36:42.702
3 -	35.411	22.749	58.160 (3)	74.76	0.955	11:37:40.862
4 -	35.795	23.243	59.038	73.65	1.833	11:38:39.900
5 -	36.566	22.969	59.535	73.04	2.330	11:39:39.435
6 -	35.163	22.749	57.912 (2)	75.08	0.707	11:40:37.347
7 -	35.119	24.088	59.207	73.44	2.002	11:41:36.554
8 -	34.579	22.626	57.205 (1)	76.01		11:42:33.759

P9	107 600	Michael WHEELDON	Triumph -			
IDEAL LAP TIME : 57.104		BEST LAP TIME : 57.498	DIFFERENCE : 0.394			

LAP	SECTOR 1	SECTOR 2	LAP TIME	MPH	DIFF	TIME OF DAY
1 -		23.013	1:28.854	48.94	31.356	11:35:44.052
2 -	36.160	22.992	59.152	73.51	1.654	11:36:43.204
3 -	35.227	22.811	58.038 (3)	74.92	0.540	11:37:41.242
4 -	35.586	23.711	59.297	73.33	1.799	11:38:40.539
5 -	36.083	23.222	59.305	73.32	1.807	11:39:39.844
6 -	35.064	22.933	57.997 (2)	74.97	0.499	11:40:37.841
7 -	34.708	24.536	59.244	73.40	1.746	11:41:37.085
8 -	34.293	23.205	57.498 (1)	75.63		11:42:34.583

P10	26 600	Michael CHAFFIN	Yamaha -			
IDEAL LAP TIME : 57.713		BEST LAP TIME : 57.859	DIFFERENCE : 0.146			

LAP	SECTOR 1	SECTOR 2	LAP TIME	MPH	DIFF	TIME OF DAY
1 -		23.871	1:30.119	48.25	32.260	11:35:45.317
2 -	36.143	23.260	59.403	73.20	1.544	11:36:44.720
3 -	35.469	23.110	58.579	74.23	0.720	11:37:43.299
4 -	35.599	22.889	58.488 (3)	74.35	0.629	11:38:41.787
5 -	35.944	22.968	58.912	73.81	1.053	11:39:40.699
6 -	35.165	22.694	57.859 (1)	75.15		11:40:38.558
7 -	35.867	23.359	59.226	73.42	1.367	11:41:37.784

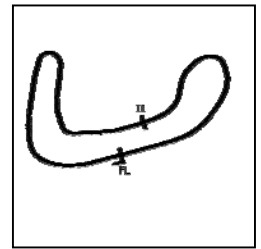
Weather / Track : Cloudy / Wet

Brands Hatch Indy
Circuit Length = 1.2079 miles
Start: 11:34 Flag 11:42 End: 11:43

BMCRC - MRO Championships 2018 - Rnd 1 @ Brands Hatch Indy

L&W Contractors Rookie 600 & Rookie 1000

RACE 4 - SECTOR ANALYSIS



SECTOR 1 = FL to I1, SECTOR 2 = I1 to FL, DIFF = Difference To Personal Best Lap, P = Crossed Finish Line in Pit Lane, D = Time Disallowed

8 - 35.602 **22.548** 58.150 (2) 74.78 0.291 11:42:35.934

P11 161 1000 Dean ANDERSON			Honda - fog racing			
IDEAL LAP TIME : 59.834		BEST LAP TIME : 1:00.363		DIFFERENCE : 0.529		
LAP	SECTOR 1	SECTOR 2	LAP TIME	MPH	DIFF	TIME OF DAY
1 -		24.632	1:06.134	65.75	5.771	11:35:21.332
2 -	37.589	24.487	1:02.076	70.05	1.713	11:36:23.408
3 -	37.380	23.881	1:01.261	70.98	0.898	11:37:24.669
4 -	36.720	23.643	1:00.363 (1)	72.04		11:38:25.032
5 -	36.191	24.682	1:00.873	71.43	0.510	11:39:25.905
6 -	36.780	23.866	1:00.646	71.70	0.283	11:40:26.551
7 -	36.383	24.146	1:00.529 (2)	71.84	0.166	11:41:27.080
8 -	36.295	24.330	1:00.625 (3)	71.72	0.262	11:42:27.705

P12 199 1000 Michael FROST			Suzuki -			
IDEAL LAP TIME : 1:00.695		BEST LAP TIME : 1:00.695		DIFFERENCE : 0.000		
LAP	SECTOR 1	SECTOR 2	LAP TIME	MPH	DIFF	TIME OF DAY
1 -		25.253	1:11.301	60.98	10.606	11:35:26.499
2 -	37.724	24.823	1:02.547	69.52	1.852	11:36:29.046
3 -	37.535	24.136	1:01.671	70.51	0.976	11:37:30.717
4 -	37.502	24.069	1:01.571 (3)	70.62	0.876	11:38:32.288
5 -	37.351	24.460	1:01.811	70.35	1.116	11:39:34.099
6 -	37.109	24.306	1:01.415 (2)	70.80	0.720	11:40:35.514
7 -	36.902	24.947	1:01.849	70.31	1.154	11:41:37.363
8 -	36.849	23.846	1:00.695 (1)	71.64		11:42:38.058

P13 25 1000 Mark HART			Suzuki - Barista 23, Elmwood Coachworks, riple carriage comp			
IDEAL LAP TIME : 1:02.306		BEST LAP TIME : 1:02.895		DIFFERENCE : 0.589		
LAP	SECTOR 1	SECTOR 2	LAP TIME	MPH	DIFF	TIME OF DAY
1 -		25.091	1:07.394	64.52	4.499	11:35:22.592
2 -	37.728	25.232	1:02.960 (3)	69.06	0.065	11:36:25.552
3 -	37.882	25.181	1:03.063	68.95	0.168	11:37:28.615
4 -	37.407	25.513	1:02.920 (2)	69.11	0.025	11:38:31.535
5 -	37.720	25.245	1:02.965	69.06	0.070	11:39:34.500
6 -	37.425	25.470	1:02.895 (1)	69.14		11:40:37.395
7 -	38.659	25.312	1:03.971	67.97	1.076	11:41:41.366
8 -	37.215	26.379	1:03.594	68.38	0.699	11:42:44.960

P14 74 600 Tom VAUGHAN			Yamaha - Paul Winner Racing			
IDEAL LAP TIME : 58.781		BEST LAP TIME : 58.959		DIFFERENCE : 0.178		
LAP	SECTOR 1	SECTOR 2	LAP TIME	MPH	DIFF	TIME OF DAY
1 -		25.205	1:32.820	46.84	33.861	11:35:48.018
2 -	36.858	24.316	1:01.174	71.08	2.215	11:36:49.192
3 -	35.672	23.771	59.443 (3)	73.15	0.484	11:37:48.635
4 -	35.541	23.473	59.014 (2)	73.68	0.055	11:38:47.649
5 -	35.715	23.244	58.959 (1)	73.75		11:39:46.608
6 -	35.664	24.571	1:00.235	72.19	1.276	11:40:46.843
7 -	35.810	23.922	59.732	72.80	0.773	11:41:46.575
8 -	35.537	24.621	1:00.158	72.28	1.199	11:42:46.733

P15 39 600 Max MORGAN			Kawasaki - MSS PERFORMANCE			
IDEAL LAP TIME : 59.058		BEST LAP TIME : 59.294		DIFFERENCE : 0.236		
LAP	SECTOR 1	SECTOR 2	LAP TIME	MPH	DIFF	TIME OF DAY
1 -		24.627	1:32.055	47.23	32.761	11:35:47.253
2 -	36.632	24.311	1:00.943	71.35	1.649	11:36:48.196
3 -	35.623	23.799	59.422 (2)	73.18	0.128	11:37:47.618
4 -	35.998	23.677	59.675 (3)	72.87	0.381	11:38:47.293
5 -	36.294	23.823	1:00.117	72.33	0.823	11:39:47.410
6 -	36.318	23.653	59.971	72.51	0.677	11:40:47.381

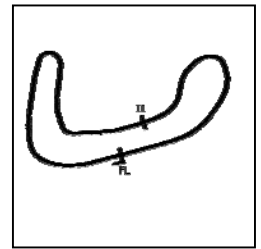
Weather / Track : Cloudy / Wet

Brands Hatch Indy
Circuit Length = 1.2079 miles
Start: 11:34 Flag 11:42 End: 11:43

BMCRC - MRO Championships 2018 - Rnd 1 @ Brands Hatch Indy

L&W Contractors Rookie 600 & Rookie 1000

RACE 4 - SECTOR ANALYSIS



SECTOR 1 = FL to I1, SECTOR 2 = I1 to FL, DIFF = Difference To Personal Best Lap, P = Crossed Finish Line in Pit Lane, D = Time Disallowed

7 -	36.470	24.156	1:00.626	71.72	1.332	11:41:48.007
8 -	35.405	23.889	59.294 (1)	73.33		11:42:47.301

P16 30 600		Billy PERKINS		Suzuki - Billy perkins			
IDEAL LAP TIME : 59.684		BEST LAP TIME : 59.763		DIFFERENCE : 0.079			
LAP	SECTOR 1	SECTOR 2	LAP TIME	MPH	DIFF	TIME OF DAY	
1 -		24.177	1:30.092	48.26	30.329	11:35:45.290	
2 -	35.804	23.959	59.763 (1)	72.76		11:36:45.053	
3 -	35.898	23.880	59.778 (2)	72.74	0.015	11:37:44.831	
4 -	36.487	24.116	1:00.603	71.75	0.840	11:38:45.434	
5 -	36.750	24.238	1:00.988	71.30	1.225	11:39:46.422	
6 -	36.637	24.258	1:00.895	71.41	1.132	11:40:47.317	
7 -	36.663	24.502	1:01.165	71.09	1.402	11:41:48.482	
8 -	36.173	24.090	1:00.263 (3)	72.16	0.500	11:42:48.745	

P17 184 1000		Dean SOUTHERNWOOD		Kawasaki - DGS Plastering & Ks Autos			
IDEAL LAP TIME : 1:01.779		BEST LAP TIME : 1:02.062		DIFFERENCE : 0.283			
LAP	SECTOR 1	SECTOR 2	LAP TIME	MPH	DIFF	TIME OF DAY	
1 -		25.877	1:12.028	60.37	9.966	11:35:27.226	
2 -	38.503	25.095	1:03.598	68.37	1.536	11:36:30.824	
3 -	38.352	24.748	1:03.100 (3)	68.91	1.038	11:37:33.924	
4 -	38.952	25.064	1:04.016	67.92	1.954	11:38:37.940	
5 -	38.869	24.333	1:03.202	68.80	1.140	11:39:41.142	
6 -	37.952	24.309	1:02.261 (2)	69.84	0.199	11:40:43.403	
7 -	38.469	24.850	1:03.319	68.67	1.257	11:41:46.722	
8 -	37.470	24.592	1:02.062 (1)	70.06		11:42:48.784	

P18 189 600		Shane BEACH		Yamaha - Car Clinic			
IDEAL LAP TIME : 58.669		BEST LAP TIME : 58.769		DIFFERENCE : 0.100			
LAP	SECTOR 1	SECTOR 2	LAP TIME	MPH	DIFF	TIME OF DAY	
1 -		25.152	1:33.377	46.57	34.608	11:35:48.575	
2 -	37.495	24.086	1:01.581	70.61	2.812	11:36:50.156	
3 -	37.202	23.871	1:01.073	71.20	2.304	11:37:51.229	
4 -	36.313	24.161	1:00.474	71.90	1.705	11:38:51.703	
5 -	35.929	23.248	59.177 (2)	73.48	0.408	11:39:50.880	
6 -	35.741	23.802	59.543 (3)	73.03	0.774	11:40:50.423	
7 -	35.421	23.348	58.769 (1)	73.99		11:41:49.192	
8 -	35.628	24.119	59.747	72.78	0.978	11:42:48.939	

P19 220 1000		John LEWIS		Yamaha -			
IDEAL LAP TIME : 1:02.941		BEST LAP TIME : 1:02.941		DIFFERENCE : 0.000			
LAP	SECTOR 1	SECTOR 2	LAP TIME	MPH	DIFF	TIME OF DAY	
1 -		25.227	1:09.757	62.33	6.816	11:35:24.955	
2 -	38.969	25.468	1:04.437	67.48	1.496	11:36:29.392	
3 -	38.666	25.335	1:04.001 (2)	67.94	1.060	11:37:33.393	
4 -	38.979	25.370	1:04.349	67.57	1.408	11:38:37.742	
5 -	39.962	25.421	1:05.383	66.50	2.442	11:39:43.125	
6 -	38.709	25.427	1:04.136	67.80	1.195	11:40:47.261	
7 -	38.877	25.237	1:04.114 (3)	67.82	1.173	11:41:51.375	
8 -	37.801	25.140	1:02.941 (1)	69.09		11:42:54.316	

P20 818 600		Alex BARKER		Yamaha - Courtneys Vehicle Logistics & Barker Woodrow Archil			
IDEAL LAP TIME : 1:00.642		BEST LAP TIME : 1:00.721		DIFFERENCE : 0.079			
LAP	SECTOR 1	SECTOR 2	LAP TIME	MPH	DIFF	TIME OF DAY	
1 -		24.963	1:33.123	46.69	32.402	11:35:48.321	
2 -	37.147	24.514	1:01.661	70.52	0.940	11:36:49.982	
3 -	36.423	24.298	1:00.721 (1)	71.61		11:37:50.703	
4 -	36.692	24.283	1:00.975 (3)	71.31	0.254	11:38:51.678	
5 -	36.974	24.219	1:01.193	71.06	0.472	11:39:52.871	

Weather / Track : Cloudy / Wet

Brands Hatch Indy
Circuit Length = 1.2079 miles
Start: 11:34 Flag 11:42 End: 11:43

BMCRC - MRO Championships 2018 - Rnd 1 @ Brands Hatch Indy

L&W Contractors Rookie 600 & Rookie 1000

RACE 4 - SECTOR ANALYSIS



SECTOR 1 = FL to I1, SECTOR 2 = I1 to FL, DIFF = Difference To Personal Best Lap, P = Crossed Finish Line in Pit Lane, D = Time Disallowed

6 -	36.501	24.357	1:00.858 (2)	71.45	0.137	11:40:53.729
7 -	36.889	24.230	1:01.119	71.14	0.398	11:41:54.848
8 -	36.792	24.978	1:01.770	70.39	1.049	11:42:56.618

P21 67 1000		David REDGEWICK		Aprilia - WHEELIES MOTORCYCLES		
IDEAL LAP TIME : 1:03.133		BEST LAP TIME : 1:03.133		DIFFERENCE : 0.000		
LAP	SECTOR 1	SECTOR 2	LAP TIME	MPH	DIFF	TIME OF DAY
1 -		25.912	1:11.780	60.58	8.647	11:35:26.978
2 -	39.904	25.334	1:05.238	66.65	2.105	11:36:32.216
3 -	39.803	25.067	1:04.870	67.03	1.737	11:37:37.086
4 -	39.254	25.006	1:04.260	67.67	1.127	11:38:41.346
5 -	39.857	25.228	1:05.085	66.81	1.952	11:39:46.431
6 -	39.149	25.016	1:04.165 (3)	67.77	1.032	11:40:50.596
7 -	38.626	24.507	1:03.133 (1)	68.88		11:41:53.729
8 -	39.198	24.695	1:03.893 (2)	68.06	0.760	11:42:57.622

P22 21 600		Nick WHITCHER		Yamaha -		
IDEAL LAP TIME : 59.524		BEST LAP TIME : 59.720		DIFFERENCE : 0.196		
LAP	SECTOR 1	SECTOR 2	LAP TIME	MPH	DIFF	TIME OF DAY
1 -		25.119	1:34.322	46.10	34.602	11:35:49.520
2 -	38.774	24.482	1:03.256	68.74	3.536	11:36:52.776
3 -	38.347	24.645	1:02.992	69.03	3.272	11:37:55.768
4 -	38.398	24.378	1:02.776	69.27	3.056	11:38:58.544
5 -	37.635	23.936	1:01.571	70.62	1.851	11:40:00.115
6 -	37.088	23.722	1:00.810 (3)	71.51	1.090	11:41:00.925
7 -	36.509	23.251	59.760 (2)	72.76	0.040	11:42:00.685
8 -	36.273	23.447	59.720 (1)	72.81		11:43:00.405

P23 36 600		James SEATH		Yamaha - Ovenden		
IDEAL LAP TIME : 1:00.945		BEST LAP TIME : 1:01.716		DIFFERENCE : 0.771		
LAP	SECTOR 1	SECTOR 2	LAP TIME	MPH	DIFF	TIME OF DAY
1 -		26.004	1:33.423	46.54	31.707	11:35:48.621
2 -	38.444	24.399	1:02.843	69.19	1.127	11:36:51.464
3 -	38.415	24.692	1:03.107	68.90	1.391	11:37:54.571
4 -	37.631	24.470	1:02.101 (3)	70.02	0.385	11:38:56.672
5 -	37.214	24.651	1:01.865 (2)	70.29	0.149	11:39:58.537
6 -	37.223	24.493	1:01.716 (1)	70.46		11:41:00.253
7 -	38.076	24.054	1:02.130	69.99	0.414	11:42:02.383
8 -	36.891	25.992	1:02.883	69.15	1.167	11:43:05.266

P24 8 600		Dave SAUNDERS		Honda -		
IDEAL LAP TIME : 1:00.015		BEST LAP TIME : 1:00.208		DIFFERENCE : 0.193		
LAP	SECTOR 1	SECTOR 2	LAP TIME	MPH	DIFF	TIME OF DAY
1 -		26.189	1:36.998	44.83	36.790	11:35:52.196
2 -	39.551	25.515	1:05.066	66.83	4.858	11:36:57.262
3 -	38.248	25.687	1:03.935	68.01	3.727	11:38:01.197
4 -	37.976	24.934	1:02.910	69.12	2.702	11:39:04.107
5 -	37.483	23.937	1:01.420	70.80	1.212	11:40:05.527
6 -	36.473	23.779	1:00.252 (2)	72.17	0.044	11:41:05.779
7 -	36.793	24.178	1:00.971 (3)	71.32	0.763	11:42:06.750
8 -	36.236	23.972	1:00.208 (1)	72.22		11:43:06.958

P25 117 600		Ross MERRY		Honda -		
IDEAL LAP TIME : 1:00.515		BEST LAP TIME : 1:00.515		DIFFERENCE : 0.000		
LAP	SECTOR 1	SECTOR 2	LAP TIME	MPH	DIFF	TIME OF DAY
1 -		25.551	1:35.618	45.47	35.103	11:35:50.816
2 -	38.156	24.662	1:02.818	69.22	2.303	11:36:53.634
3 -	39.071	24.756	1:03.827	68.13	3.312	11:37:57.461
4 -	38.219	25.083	1:03.302	68.69	2.787	11:39:00.763

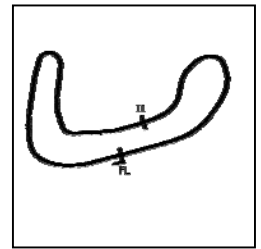
Weather / Track : Cloudy / Wet

Brands Hatch Indy
Circuit Length = 1.2079 miles
Start: 11:34 Flag 11:42 End: 11:43

BMCRC - MRO Championships 2018 - Rnd 1 @ Brands Hatch Indy

L&W Contractors Rookie 600 & Rookie 1000

RACE 4 - SECTOR ANALYSIS



SECTOR 1 = FL to I1, SECTOR 2 = I1 to FL, DIFF = Difference To Personal Best Lap, P = Crossed Finish Line in Pit Lane, D = Time Disallowed

5 -	38.010	24.835	1:02.845	69.19	2.330	11:40:03.608
6 -	37.479	24.314	1:01.793 (3)	70.37	1.278	11:41:05.401
7 -	36.906	24.359	1:01.265 (2)	70.98	0.750	11:42:06.666
8 -	36.670	23.845	1:00.515 (1)	71.85		11:43:07.181

P26	69	600	Robert WINDEATT	Triumph - L&W Contractors
IDEAL LAP TIME : 1:00.710		BEST LAP TIME : 1:00.710		DIFFERENCE : 0.000

LAP	SECTOR 1	SECTOR 2	LAP TIME	MPH	DIFF	TIME OF DAY
1 -		25.597	1:36.840	44.90	36.130	11:35:52.038
2 -	39.738	25.943	1:05.681	66.20	4.971	11:36:57.719
3 -	39.713	25.973	1:05.686	66.20	4.976	11:38:03.405
4 -	38.481	24.658	1:03.139	68.87	2.429	11:39:06.544
5 -	38.556	24.775	1:03.331	68.66	2.621	11:40:09.875
6 -	37.114	23.994	1:01.108 (3)	71.16	0.398	11:41:10.983
7 -	36.816	23.894	1:00.710 (1)	71.62		11:42:11.693
8 -	36.915	24.183	1:01.098 (2)	71.17	0.388	11:43:12.791

P27	481	600	Clinton KEULDER	Yamaha -
IDEAL LAP TIME : 1:02.503		BEST LAP TIME : 1:02.514		DIFFERENCE : 0.011

LAP	SECTOR 1	SECTOR 2	LAP TIME	MPH	DIFF	TIME OF DAY
1 -		25.842	1:38.678	44.06	36.164	11:35:53.876
2 -	39.011	25.070	1:04.081	67.86	1.567	11:36:57.957
3 -	39.028	25.280	1:04.308	67.62	1.794	11:38:02.265
4 -	38.651	25.602	1:04.253	67.67	1.739	11:39:06.518
5 -	39.075	25.103	1:04.178	67.75	1.664	11:40:10.696
6 -	37.980	24.937	1:02.917 (3)	69.11	0.403	11:41:13.613
7 -	38.185	24.647	1:02.832 (2)	69.21	0.318	11:42:16.445
8 -	37.856	24.658	1:02.514 (1)	69.56		11:43:18.959

P28	18	600	Jamie THOMAS	Suzuki -
IDEAL LAP TIME : 1:01.461		BEST LAP TIME : 1:01.703		DIFFERENCE : 0.242

LAP	SECTOR 1	SECTOR 2	LAP TIME	MPH	DIFF	TIME OF DAY
1 -		25.620	1:38.850	43.99	37.147	11:35:54.048
2 -	39.785	24.859	1:04.644	67.27	2.941	11:36:58.692
3 -	39.143	25.868	1:05.011	66.89	3.308	11:38:03.703
4 -	38.822	25.923	1:04.745	67.16	3.042	11:39:08.448
5 -	38.376	24.243	1:02.619 (2)	69.44	0.916	11:40:11.067
6 -	38.307	25.210	1:03.517	68.46	1.814	11:41:14.584
7 -	37.882	24.928	1:02.810 (3)	69.23	1.107	11:42:17.394
8 -	37.218	24.485	1:01.703 (1)	70.47		11:43:19.097

P29	79	600	Tommy HEMPHILL	Suzuki -
IDEAL LAP TIME : 1:01.492		BEST LAP TIME : 1:01.492		DIFFERENCE : 0.000

LAP	SECTOR 1	SECTOR 2	LAP TIME	MPH	DIFF	TIME OF DAY
1 -		26.430	1:38.346	44.21	36.854	11:35:53.544
2 -	38.733	25.358	1:04.091	67.85	2.599	11:36:57.635
3 -	39.416	25.865	1:05.281	66.61	3.789	11:38:02.916
4 -	38.558	25.991	1:04.549	67.36	3.057	11:39:07.465
5 -	38.810	25.667	1:04.477	67.44	2.985	11:40:11.942
6 -	37.274	25.343	1:02.617 (2)	69.44	1.125	11:41:14.559
7 -	38.721	24.606	1:03.327 (3)	68.66	1.835	11:42:17.886
8 -	37.031	24.461	1:01.492 (1)	70.71		11:43:19.378

P30	194	600	Liam CRACKNELL	Kawasaki -
IDEAL LAP TIME : 1:03.398		BEST LAP TIME : 1:03.462		DIFFERENCE : 0.064

LAP	SECTOR 1	SECTOR 2	LAP TIME	MPH	DIFF	TIME OF DAY
1 -		25.487	1:36.241	45.18	32.779	11:35:51.439
2 -	39.754	25.212	1:04.966	66.93	1.504	11:36:56.405
3 -	39.743	25.640	1:05.383	66.50	1.921	11:38:01.788

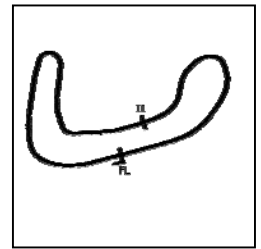
Weather / Track : Cloudy / Wet

Brands Hatch Indy
Circuit Length = 1.2079 miles
Start: 11:34 Flag 11:42 End: 11:43

BMCRC - MRO Championships 2018 - Rnd 1 @ Brands Hatch Indy

L&W Contractors Rookie 600 & Rookie 1000

RACE 4 - SECTOR ANALYSIS



SECTOR 1 = FL to I1, SECTOR 2 = I1 to FL, DIFF = Difference To Personal Best Lap, P = Crossed Finish Line in Pit Lane, D = Time Disallowed

4 -	38.944	25.203	1:04.147	67.79	0.685	11:39:05.935
5 -	38.796	24.863	1:03.659 (2)	68.31	0.197	11:40:09.594
6 -	38.535	24.927	1:03.462 (1)	68.52		11:41:13.056
7 -	39.209	25.092	1:04.301	67.62	0.839	11:42:17.357
8 -	39.084	24.961	1:04.045 (3)	67.89	0.583	11:43:21.402

P31 100 600	Craig HOWTON	Suzuki - Me				
IDEAL LAP TIME : 1:04.405	BEST LAP TIME : 1:04.405	DIFFERENCE : 0.000				
LAP	SECTOR 1	SECTOR 2	LAP TIME	MPH	DIFF	TIME OF DAY

1 -		25.874	1:35.512	45.52	31.107	11:35:50.710
2 -	39.703	26.052	1:05.755	66.13	1.350	11:36:56.465
3 -	39.891	26.948	1:06.839	65.06	2.434	11:38:03.304
4 -	38.888	26.033	1:04.921 (2)	66.98	0.516	11:39:08.225
5 -	39.033	26.143	1:05.176	66.72	0.771	11:40:13.401
6 -	38.677	25.728	1:04.405 (1)	67.51		11:41:17.806
7 -	38.982	26.099	1:05.081 (3)	66.81	0.676	11:42:22.887

P32 20 600	Matt CLARKE	Kawasaki - Hayley Group PLC				
IDEAL LAP TIME : 1:04.217	BEST LAP TIME : 1:04.548	DIFFERENCE : 0.331				
LAP	SECTOR 1	SECTOR 2	LAP TIME	MPH	DIFF	TIME OF DAY

1 -		25.970	1:37.697	44.51	33.149	11:35:52.895
2 -	39.935	25.925	1:05.860	66.02	1.312	11:36:58.755
3 -	40.328	24.976	1:05.304	66.59	0.756	11:38:04.059
4 -	39.358	25.190	1:04.548 (1)	67.37		11:39:08.607
5 -	40.090	24.859	1:04.949 (3)	66.95	0.401	11:40:13.556
6 -	39.640	25.612	1:05.252	66.64	0.704	11:41:18.808
7 -	39.732	25.134	1:04.866 (2)	67.03	0.318	11:42:23.674

P33 24 600	Mark REYNOLDS	Yamaha -				
IDEAL LAP TIME : 1:06.772	BEST LAP TIME : 1:06.772	DIFFERENCE : 0.000				
LAP	SECTOR 1	SECTOR 2	LAP TIME	MPH	DIFF	TIME OF DAY

1 -		27.809	1:41.966	42.64	35.194	11:35:57.164
2 -	42.802	26.761	1:09.563	62.51	2.791	11:37:06.727
3 -	41.503	26.448	1:07.951 (2)	63.99	1.179	11:38:14.678
4 -	40.568	26.204	1:06.772 (1)	65.12		11:39:21.450
5 -	41.524	26.542	1:08.066	63.88	1.294	11:40:29.516
6 -	41.256	26.699	1:07.955 (3)	63.99	1.183	11:41:37.471
7 -	41.503	28.346	1:09.849	62.25	3.077	11:42:47.320

P34 33 1000	Carlo BOTTIGLIERI	Yamaha - TMT RACING				
IDEAL LAP TIME : 1:13.668	BEST LAP TIME : 1:14.150	DIFFERENCE : 0.482				
LAP	SECTOR 1	SECTOR 2	LAP TIME	MPH	DIFF	TIME OF DAY

1 -		28.872	1:20.300	54.15	6.150	11:35:35.498
2 -	45.846	28.482	1:14.328 (2)	58.50	0.178	11:36:49.826
3 -	45.186	28.964	1:14.150 (1)	58.64		11:38:03.976
4 -	46.207	29.516	1:15.723	57.42	1.573	11:39:19.699
5 -	46.944	29.511	1:16.455	56.87	2.305	11:40:36.154
6 -	46.136	29.565	1:15.701	57.44	1.551	11:41:51.855
7 -	45.718	29.053	1:14.771 (3)	58.15	0.621	11:43:06.626

P35 72 600	James HEMPHILL	Yamaha -				
IDEAL LAP TIME : 1:01.845	BEST LAP TIME : 1:01.845	DIFFERENCE : 0.000				
LAP	SECTOR 1	SECTOR 2	LAP TIME	MPH	DIFF	TIME OF DAY

1 -		25.630	1:38.136	44.31	36.291	11:35:53.334
2 -	41.100	25.420	1:06.520	65.37	4.675	11:36:59.854
3 -	39.519	25.430	1:04.949	66.95	3.104	11:38:04.803
4 -	39.207	24.930	1:04.137 (2)	67.80	2.292	11:39:08.940
5 -	38.940	25.294	1:04.234 (3)	67.69	2.389	11:40:13.174
6 -	37.442	24.403	1:01.845 (1)	70.31		11:41:15.019

Weather / Track : Cloudy / Wet

Brands Hatch Indy
Circuit Length = 1.2079 miles
Start: 11:34 Flag 11:42 End: 11:43

BMCRC - MRO Championships 2018 - Rnd 1 @ Brands Hatch Indy

L&W Contractors Rookie 600 & Rookie 1000

RACE 4 - BEST SECTORS

SECTOR 1			SECTOR 2			IDEAL / BEST COMPARISON						
POS	NO	NAME	TIME	NO	NAME	TIME	POS	NO	NAME	IDEAL	BEST	DIFF
									PERFECT LAP	56.207		
1	42	ATTWOOD	33.698	42	ATTWOOD	22.509	1	42	ATTWOOD	56.207	56.245	0.038
2	107	WHEELDON	34.293	26	CHAFFIN	22.548	2	107	WHEELDON	57.104	57.498	0.394
3	188	KRAWIECKI	34.579	188	KRAWIECKI	22.626	3	188	KRAWIECKI	57.205	57.205	0.000
4	110	GUNN	34.844	107	WHEELDON	22.811	4	26	CHAFFIN	57.713	57.859	0.146
5	81	DRINKALD	35.134	114	BRUWER	22.888	5	110	GUNN	57.789	57.789	0.000
6	26	CHAFFIN	35.165	59	NESTER	22.902	6	50	WELFORD	58.316	58.371	0.055
7	50	WELFORD	35.350	110	GUNN	22.945	7	114	BRUWER	58.317	58.356	0.039
8	39	MORGAN	35.405	50	WELFORD	22.966	8	59	NESTER	58.392	58.793	0.401
9	189	BEACH	35.421	74	VAUGHAN	23.244	9	81	DRINKALD	58.465	58.465	0.000
10	114	BRUWER	35.429	189	BEACH	23.248	10	189	BEACH	58.669	58.769	0.100
11	59	NESTER	35.490	21	WHITCHER	23.251	11	74	VAUGHAN	58.781	58.959	0.178
12	74	VAUGHAN	35.537	81	DRINKALD	23.331	12	39	MORGAN	59.058	59.294	0.236
13	30	PERKINS	35.804	82	HAWKINS	23.398	13	82	HAWKINS	59.407	59.592	0.185
14	82	HAWKINS	36.009	161	ANDERSON	23.643	14	21	WHITCHER	59.524	59.720	0.196
15	161	ANDERSON	36.191	39	MORGAN	23.653	15	30	PERKINS	59.684	59.763	0.079
16	8	SAUNDERS	36.236	8	SAUNDERS	23.779	16	161	ANDERSON	59.834	1:00.363	0.529
17	21	WHITCHER	36.273	117	MERRY	23.845	17	8	SAUNDERS	1:00.015	1:00.208	0.193
18	818	BARKER	36.423	199	FROST	23.846	18	117	MERRY	1:00.515	1:00.515	0.000
19	117	MERRY	36.670	30	PERKINS	23.880	19	818	BARKER	1:00.642	1:00.721	0.079
20	69	WINDEATT	36.816	69	WINDEATT	23.894	20	199	FROST	1:00.695	1:00.695	0.000
21	199	FROST	36.849	36	SEATH	24.054	21	69	WINDEATT	1:00.710	1:00.710	0.000
22	36	SEATH	36.891	818	BARKER	24.219	22	36	SEATH	1:00.945	1:01.716	0.771
23	79	HEMPHILL	37.031	18	THOMAS	24.243	23	18	THOMAS	1:01.461	1:01.703	0.242
24	25	HART	37.215	184	SOUTHERNWOOD	24.309	24	79	HEMPHILL	1:01.492	1:01.492	0.000
25	18	THOMAS	37.218	72	HEMPHILL	24.403	25	184	SOUTHERNWOOD	1:01.779	1:02.062	0.283
26	72	HEMPHILL	37.442	79	HEMPHILL	24.461	26	72	HEMPHILL	1:01.845	1:01.845	0.000
27	184	SOUTHERNWOOD	37.470	67	REDGEWICK	24.507	27	25	HART	1:02.306	1:02.895	0.589
28	220	LEWIS	37.801	481	KEULDER	24.647	28	481	KEULDER	1:02.503	1:02.514	0.011
29	481	KEULDER	37.856	20	CLARKE	24.859	29	220	LEWIS	1:02.941	1:02.941	0.000
30	194	CRACKNELL	38.535	194	CRACKNELL	24.863	30	67	REDGEWICK	1:03.133	1:03.133	0.000
31	67	REDGEWICK	38.626	25	HART	25.091	31	194	CRACKNELL	1:03.398	1:03.462	0.064
32	100	HOWTON	38.677	220	LEWIS	25.140	32	20	CLARKE	1:04.217	1:04.548	0.331
33	20	CLARKE	39.358	100	HOWTON	25.728	33	100	HOWTON	1:04.405	1:04.405	0.000
34	24	REYNOLDS	40.568	24	REYNOLDS	26.204	34	24	REYNOLDS	1:06.772	1:06.772	0.000
35	33	BOTTIGLIERI	45.186	33	BOTTIGLIERI	28.482	35	33	BOTTIGLIERI	1:13.668	1:14.150	0.482

Weather / Track : Cloudy / Wet

Results can be found at www.tsl-timing.com

Brands Hatch Indy
Circuit Length = 1.2079 miles
Start: 11:34 Flag 11:42 End: 11:43

Printed - 11:46 Sunday, 11 March 2018

BMCRC - MRO Championships 2018 - Rnd 1 @ Brands Hatch Indy



CONTRACTORS LTD

L&W Contractors Rookie 600 & Rookie 1000

RACE 14 - GRID (12 Laps)

ROW 15	45		44	113 Illia ZHURAVEL	43	999 Simon READ
ROW 14	42	105 Benjamin STONARD	41	48 David EAMER	40	24 Mark REYNOLDS 1:06.772
ROW 13	39	20 Matt CLARKE 1:04.548	38	100 Craig HOWTON 1:04.405	37	194 Liam CRACKNELL 1:03.462
ROW 12	36	481 Clinton KEULDER 1:02.514	35	72 James HEMPHILL 1:01.845	34	36 James SEATH 1:01.716
ROW 11	33	18 Jamie THOMAS 1:01.703	32	79 Tommy HEMPHILL 1:01.492	31	818 Alex BARKER 1:00.721
ROW 10	30	69 Robert WINDEATT 1:00.710	29	117 Ross MERRY 1:00.515	28	8 Dave SAUNDERS 1:00.208
ROW 9	27	30 Billy PERKINS 59.763	26	21 Nick WHITCHER 59.720	25	39 Max MORGAN 59.294
ROW 8	24	74 Tom VAUGHAN 58.959	23	189 Shane BEACH 58.769	22	26 Michael CHAFFIN 57.859
ROW 7	21	107 Michael WHEELDON 57.498	20	188 Dawid KRAWIECKI 57.205	19	42 Michael ATTWOOD 56.245
ROW 6	18		17		16	
ROW 5	15	65 Glenn BROWN	14	56 Michael CROSSMAN	13	33 Carlo BOTTIGLIERI 1:14.150
ROW 4	12	67 David REDGEWICK 1:03.133	11	220 John LEWIS 1:02.941	10	25 Mark HART 1:02.895
ROW 3	9	184 Dean SOUTHERNWOOD 1:02.062	8	199 Michael FROST 1:00.695	7	161 Dean ANDERSON 1:00.363
ROW 2	6	82 Matthew HAWKINS 59.592	5	59 David NESTER 58.793	4	81 Chris DRINKALD 58.465
ROW 1	3	50 Dan WELFORD 58.371	2	114 Rikus BRUWER 58.356	1	110 Peter GUNN 57.789

Pole

Brands Hatch Indy
Circuit Length = 1.2079 miles

These results are provisional until the conclusion of any judicial and technical matters.

Clerk Of Course :	Timekeeper :
-------------------	--------------

Results can be found at www.tsl-timing.com

Printed - 11:48 Sunday, 11 March 2018



BMCRC-MRO Championships 2018



RKB-F1
MOTORSPORT



RKB / BMCRC F1 & F2 Sidecars

Brands Hatch Indy Circuit

10th / 11th March 2018



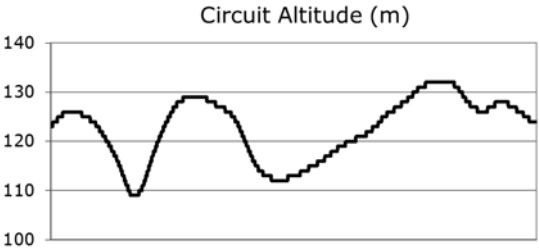
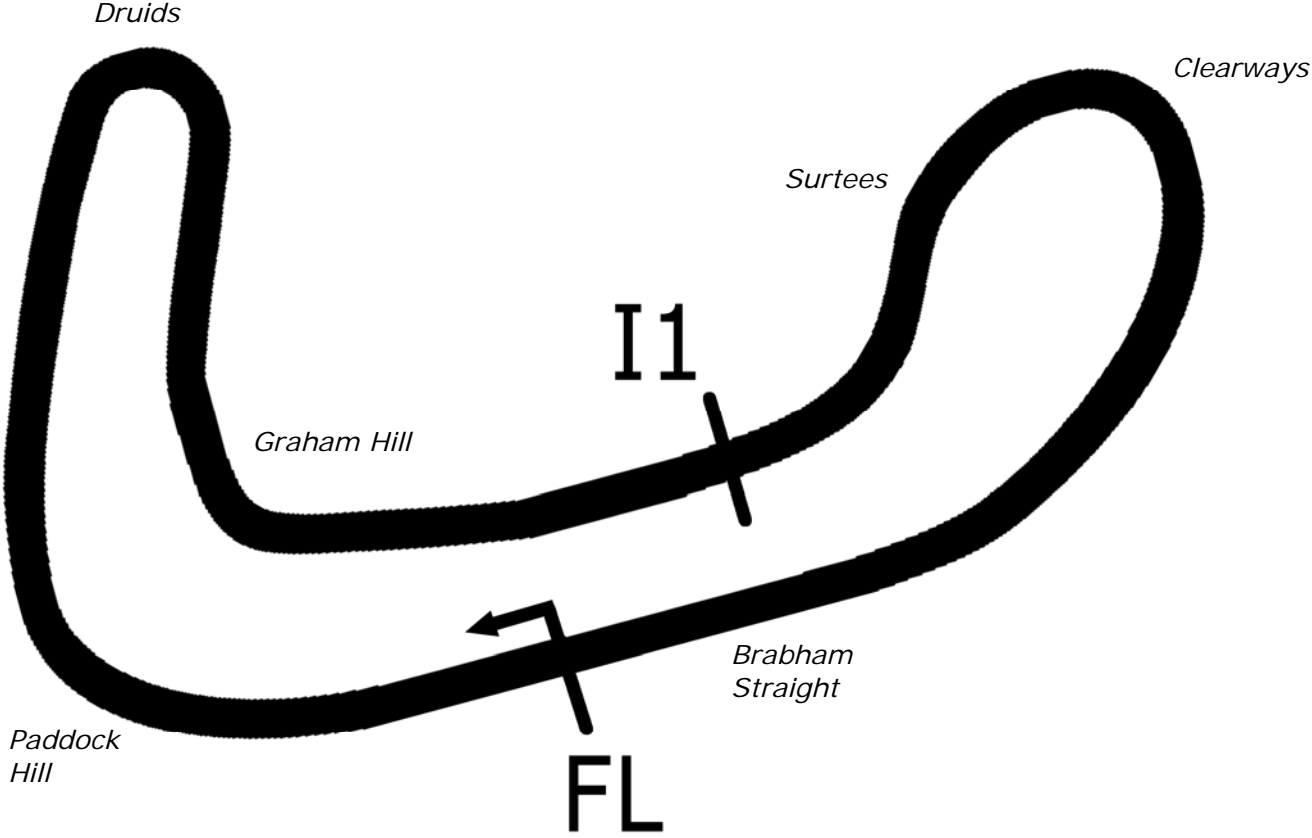
Results Provided by Timing Solutions Ltd
www.tsl-timing.com

Brands Hatch Indy



SPORTS TIMING

TIMING SOLUTIONS LTD



Length	1.2079 miles	1944.0 m	
FL		51.36032 N	0.26032 E
I1	1112m	51.35934 N	0.25955 E
Pit Entry	1669m	51.35911 N	0.25743 E
Pit Exit	83m after FL	51.36017 N	0.26051 E
Pit Entry–Pit Exit 332m, 19.9s @60kph, 14.9s @80kph			

BMCRC - MRO Championships 2018 - Rnd 1 @ Brands Hatch Indy

RKB/BMCRC F1 & F2 Sidecars

QUALIFYING - CLASSIFICATION

POS	NO	CL	PIC NAME	ENTRY	TIME	ON	LAPS	GAP	DIFF	MPH
1	2	F1	1 R CROWE / C CROWE	TRIUMPH HCR -	56.881	12	12			76.45
2	75	F1	2 CLARKE / CLARKE	SUZUKI Windle - CYB fibreglass Technology	57.703	9	9	0.822	0.822	75.36
3	25	F1	3 MACLAURIN / WATSON	YAMAHA LCR - filder filter systems	57.892	6	6	1.011	0.189	75.11
4	58	F1	4 KIRK / SMITHIES	YAMAHA LCR -	58.129	11	11	1.248	0.237	74.80
5	34	F1	5 S CHRISTIE / A CHRISTIE	YAMAHA LCR - Christie Engineering Services	58.303	13	13	1.422	0.174	74.58
6	111	F1	6 CABLE / PAWSEY	YAMAHA LCR -	58.576	12	12	1.695	0.273	74.23
7	35	F2	1 REEVES / THOMAS	HONDA LCR - Reeves Water Services	58.874	8	8	1.993	0.298	73.86
8	188	F2	2 M&R VANNIEUWENHUYSE	Shelbourne - Norton Owners club Flanders Branch	59.610	8	9	2.729	0.736	72.95
9	95	F2	3 REMNANT / TILLEY	LUMLEY -	1:00.345	12	13	3.464	0.735	72.06
10	11	F1	7 GILBERT / TRITTON	YAMAHA -	1:00.438	11	13	3.557	0.093	71.95
11	7	F1	8 GRAY / PITT	YAMAHA - Brian Gray's Powerbiking	1:00.851	12	13	3.970	0.413	71.46
12	5	F2	4 TAYLOR / FIELD	LCR - Velocity V1	1:01.088	9	13	4.207	0.237	71.18
13	18	F2	5 BLACKWOOD / BLACKWOOD	SUZUKI Shelbourne -	1:02.269	2	2	5.388	1.181	69.83
14	67	F1	9 JEFFREY / CASWELL	Windle - MJP racing	1:04.313	12	12	7.432	2.044	67.61
15	57	F1	10 ANDERSON / MASTERS	YAMAHA Baker -	1:04.620	6	8	7.739	0.307	67.29
16	10	F1	11 WEBB / BYRNE	SUZUKI LCR - ANtech Racing	1:05.409	4	5	8.528	0.789	66.48
17	412	F1	12 PETTIS / PHILLIPS	KTM 1190 RSR - Ktp motorcycles	1:05.814	6	8	8.933	0.405	66.07
18	31	F2	6 MUNRO / PETTMAN	YAMAHA Shelbourne - Teston Tours / Allbikes	1:06.259	2	3	9.378	0.445	65.63
19	167	F2	7 PETTMAN / CREW	YAMAHA Windle -	1:06.684	7	8	9.803	0.425	65.21
20	40	F2	8 SMITH / DOBIE	YAMAHA Baker - R & S Terry Developments	1:06.797	9	10	9.916	0.113	65.10
21	113	F1	13 RESTALL / HART	YAMAHA RCN -	1:07.532	4	5	10.651	0.735	64.39
22	121	F1	14 LAWRENCE / HUGHES	YAMAHA LCR -	1:07.769	10	10	10.888	0.237	64.16
23	19	F1	15 MACBRIDE / THOMPSON	SUZUKI LCR - Nick Webb	1:13.704	4	5	16.823	5.935	59.00

Weather / Track : Cloudy / Drying

These results are provisional until the conclusion of any judicial and technical matters.

Brands Hatch Indy

Circuit Length = 1.2079 miles

Start: 11:33 Flag 11:47 End: 11:48

Clerk Of Course :	Timekeeper :
-------------------	--------------

Results can be found at www.tsl-timing.com

Printed - 12:13 Saturday, 10 March 2018



BMCRC - MRO Championships 2018 - Rnd 1 @ Brands Hatch Indy

RKB/BMCRC F1 & F2 Sidecars

QUALIFYING - SECTOR ANALYSIS



SECTOR 1 = FL to I1, SECTOR 2 = I1 to FL, DIFF = Difference To Personal Best Lap, P = Crossed Finish Line in Pit Lane, D = Time Disallowed

P1		2 F1		R CROWE / C CROWE		TRIUMPH HCR -	
IDEAL LAP TIME : 56.881		BEST LAP TIME : 56.881		DIFFERENCE : 0.000			
LAP	SECTOR 1	SECTOR 2	LAP TIME	MPH	DIFF	TIME OF DAY	
1 -	39.591	27.820	1:07.411	64.50	10.530	11:35:13.319	
2 -	37.989	27.596	1:05.585	66.30	8.704	11:36:18.904	
3 -	38.062	26.372	1:04.434	67.48	7.553	11:37:23.338	
4 -	36.607	25.591	1:02.198	69.91	5.317	11:38:25.536	
5 -	36.540	25.701	1:02.241	69.86	5.360	11:39:27.777	
6 -	36.604	25.051	1:01.655	70.53	4.774	11:40:29.432	
7 -	35.066	25.073	1:00.139	72.30	3.258	11:41:29.571	
8 -	34.677	26.185	1:00.862	71.45	3.981	11:42:30.433	
9 -	34.326	24.964	59.290	73.34	2.409	11:43:29.723	
10 -	33.906	24.053	57.959 (3)	75.02	1.078	11:44:27.682	
11 -	33.833	23.708	57.541 (2)	75.57	0.660	11:45:25.223	
12 -	33.655	23.226	56.881 (1)	76.45		11:46:22.104	

P2		75 F1		CLARKE / CLARKE		SUZUKI Windle - CYB fibreglass Technology	
IDEAL LAP TIME : 57.703		BEST LAP TIME : 57.703		DIFFERENCE : 0.000			
LAP	SECTOR 1	SECTOR 2	LAP TIME	MPH	DIFF	TIME OF DAY	
1 -	40.919	26.030	1:06.949	64.95	9.246	11:35:10.115	
2 -	37.868	25.534	1:03.402	68.58	5.699	11:36:13.517	
3 -	36.273	24.217	1:00.490	71.88	2.787	11:37:14.007	
4 -	35.230	25.078	1:00.308 (3)	72.10	2.605	11:38:14.315	
5 -	36.479	24.716	1:01.195	71.06	3.492	11:39:15.510	
6 -	34.808	23.949	58.757 (2)	74.00	1.054	11:40:14.267	
7 -	36.140	IN PIT	4:59.149 P	14.53	4:01.446	11:45:13.416	
8 -	OUTLAP	24.141	1:02.996	69.02	5.293	11:46:16.412	
9 -	33.871	23.832	57.703 (1)	75.36		11:47:14.115	

P3		25 F1		MACLAURIN / WATSON		YAMAHA LCR - fileder filter systems	
IDEAL LAP TIME : 57.435		BEST LAP TIME : 57.892		DIFFERENCE : 0.457			
LAP	SECTOR 1	SECTOR 2	LAP TIME	MPH	DIFF	TIME OF DAY	
1 -	40.083	26.136	1:06.219	65.67	8.327	11:35:00.865	
2 -	36.035	24.516	1:00.551	71.81	2.659	11:36:01.416	
3 -	34.821	23.920	58.741 (3)	74.03	0.849	11:37:00.157	
4 -	34.189	24.063	58.252 (2)	74.65	0.360	11:37:58.409	
5 -	33.912	25.999	59.911	72.58	2.019	11:38:58.320	
6 -	34.369	23.523	57.892 (1)	75.11		11:39:56.212	

P4		58 F1		KIRK / SMITHIES		YAMAHA LCR -	
IDEAL LAP TIME : 58.129		BEST LAP TIME : 58.129		DIFFERENCE : 0.000			
LAP	SECTOR 1	SECTOR 2	LAP TIME	MPH	DIFF	TIME OF DAY	
1 -	39.609	27.315	1:06.924	64.97	8.795	11:35:04.102	
2 -	37.845	25.555	1:03.400	68.58	5.271	11:36:07.502	
3 -	36.506	25.431	1:01.937	70.21	3.808	11:37:09.439	
4 -	37.325	25.737	1:03.062	68.95	4.933	11:38:12.501	
5 -	37.889	24.943	1:02.832	69.21	4.703	11:39:15.333	
6 -	36.364	24.765	1:01.129	71.13	3.000	11:40:16.462	
7 -	35.226	25.215	1:00.441	71.94	2.312	11:41:16.903	
8 -	34.773	24.264	59.037 (3)	73.65	0.908	11:42:15.940	
9 -	34.500	25.259	59.759	72.76	1.630	11:43:15.699	
10 -	34.979	23.825	58.804 (2)	73.95	0.675	11:44:14.503	
11 -	34.324	23.805	58.129 (1)	74.80		11:45:12.632	

P5		34 F1		S CHRISTIE / A CHRISTIE		YAMAHA LCR - Christie Engineering Services	
IDEAL LAP TIME : 58.239		BEST LAP TIME : 58.303		DIFFERENCE : 0.064			
LAP	SECTOR 1	SECTOR 2	LAP TIME	MPH	DIFF	TIME OF DAY	
1 -	41.377	27.870	1:09.247	62.79	10.944	11:35:13.118	
2 -	38.659	26.929	1:05.588	66.30	7.285	11:36:18.706	

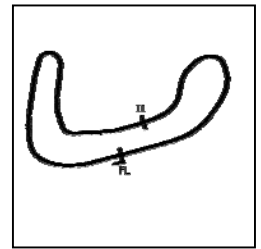
Weather / Track : Cloudy / Drying

Brands Hatch Indy
Circuit Length = 1.2079 miles
Start: 11:33 Flag 11:47 End: 11:48

BMCRC - MRO Championships 2018 - Rnd 1 @ Brands Hatch Indy

RKB/BMCRC F1 & F2 Sidecars

QUALIFYING - SECTOR ANALYSIS



SECTOR 1 = FL to I1, SECTOR 2 = I1 to FL, DIFF = Difference To Personal Best Lap, P = Crossed Finish Line in Pit Lane, D = Time Disallowed

3 -	37.998	25.794	1:03.792	68.16	5.489	11:37:22.498
4 -	36.994	25.613	1:02.607	69.45	4.304	11:38:25.105
5 -	37.081	25.379	1:02.460	69.62	4.157	11:39:27.565
6 -	36.591	24.539	1:01.130	71.13	2.827	11:40:28.695
7 -	36.128	IN PIT	1:27.043	P 49.95	28.740	11:41:55.738
8 -	OUTLAP	24.882	1:04.742	67.16	6.439	11:43:00.480
9 -	36.056	25.387	1:01.443	70.77	3.140	11:44:01.923
10 -	35.209	24.504	59.713	72.82	1.410	11:45:01.636
11 -	35.101	23.878	58.979 (3)	73.73	0.676	11:46:00.615
12 -	34.841	23.681	58.522 (2)	74.30	0.219	11:46:59.137
13 -	34.905	23.398	58.303 (1)	74.58		11:47:57.440

P6	111 F1	CABLE / PAWSEY	YAMAHA LCR -			
IDEAL LAP TIME : 58.271		BEST LAP TIME : 58.576	DIFFERENCE : 0.305			

LAP	SECTOR 1	SECTOR 2	LAP TIME	MPH	DIFF	TIME OF DAY
1 -	40.487	26.453	1:06.940	64.96	8.364	11:35:01.214
2 -	37.558	25.964	1:03.522	68.45	4.946	11:36:04.736
3 -	36.896	25.402	1:02.298	69.80	3.722	11:37:07.034
4 -	36.450	24.578	1:01.028	71.25	2.452	11:38:08.062
5 -	36.062	24.354	1:00.416	71.97	1.840	11:39:08.478
6 -	35.777	24.750	1:00.527	71.84	1.951	11:40:09.005
7 -	35.764	24.393	1:00.157	72.28	1.581	11:41:09.162
8 -	35.777	24.666	1:00.443	71.94	1.867	11:42:09.605
9 -	36.629	24.328	1:00.957	71.33	2.381	11:43:10.562
10 -	35.659	23.968	59.627 (3)	72.93	1.051	11:44:10.189
11 -	34.696	24.230	58.926 (2)	73.79	0.350	11:45:09.115
12 -	35.001	23.575	58.576 (1)	74.23		11:46:07.691

P7	35 F2	REEVES / THOMAS	HONDA LCR - Reeves Water Services			
IDEAL LAP TIME : 58.874		BEST LAP TIME : 58.874	DIFFERENCE : 0.000			

LAP	SECTOR 1	SECTOR 2	LAP TIME	MPH	DIFF	TIME OF DAY
1 -	39.324	26.359	1:05.683	66.20	6.809	11:34:48.958
2 -	37.703	27.570	1:05.273	66.62	6.399	11:35:54.231
3 -	37.804	25.009	1:02.813	69.23	3.939	11:36:57.044
4 -	35.677	24.436	1:00.113	72.34	1.239	11:37:57.157
5 -	35.833	26.467	1:02.300	69.80	3.426	11:38:59.457
6 -	34.915	24.946	59.861 (2)	72.64	0.987	11:39:59.318
7 -	34.517	25.525	1:00.042 (3)	72.42	1.168	11:40:59.360
8 -	34.499	24.375	58.874 (1)	73.86		11:41:58.234

P8	188 F2	M&R VANNIEUWENHUYSE	Shelbourne - Norton Owners club Flanders Branch			
IDEAL LAP TIME : 59.597		BEST LAP TIME : 59.610	DIFFERENCE : 0.013			

LAP	SECTOR 1	SECTOR 2	LAP TIME	MPH	DIFF	TIME OF DAY
1 -	41.566	26.074	1:07.640	64.29	8.030	11:35:08.028
2 -	37.668	26.095	1:03.763	68.19	4.153	11:36:11.791
3 -	36.996	24.989	1:01.985	70.15	2.375	11:37:13.776
4 -	36.335	24.944	1:01.279	70.96	1.669	11:38:15.055
5 -	36.398	25.215	1:01.613	70.57	2.003	11:39:16.668
6 -	37.535	25.260	1:02.795	69.25	3.185	11:40:19.463
7 -	35.777	24.546	1:00.323 (3)	72.08	0.713	11:41:19.786
8 -	35.051	24.559	59.610 (1)	72.95		11:42:19.396
9 -	35.460	24.693	1:00.153 (2)	72.29	0.543	11:43:19.549

P9	95 F2	REMNANT / TILLEY	LUMLEY -			
IDEAL LAP TIME : 59.990		BEST LAP TIME : 1:00.345	DIFFERENCE : 0.355			

LAP	SECTOR 1	SECTOR 2	LAP TIME	MPH	DIFF	TIME OF DAY
1 -	39.710	25.653	1:05.363	66.53	5.018	11:34:49.532
2 -	37.810	26.835	1:04.645	67.26	4.300	11:35:54.177
3 -	36.951	25.118	1:02.069	70.06	1.724	11:36:56.246
4 -	37.409	25.246	1:02.655	69.40	2.310	11:37:58.901

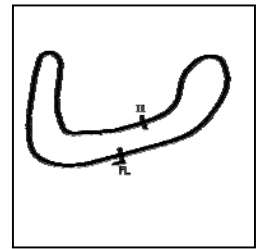
Weather / Track : Cloudy / Drying

Brands Hatch Indy
Circuit Length = 1.2079 miles
Start: 11:33 Flag 11:47 End: 11:48

BMCRC - MRO Championships 2018 - Rnd 1 @ Brands Hatch Indy

RKB/BMCRC F1 & F2 Sidecars

QUALIFYING - SECTOR ANALYSIS



SECTOR 1 = FL to I1, SECTOR 2 = I1 to FL, DIFF = Difference To Personal Best Lap, P = Crossed Finish Line in Pit Lane, D = Time Disallowed

5 -	36.310	24.836	1:01.146	71.11	0.801	11:39:00.047
6 -	35.742	26.272	1:02.014	70.12	1.669	11:40:02.061
7 -	36.119	24.743	1:00.862 (2)	71.45	0.517	11:41:02.923
8 -	36.593	25.052	1:01.645	70.54	1.300	11:42:04.568
9 -	37.108	25.016	1:02.124	69.99	1.779	11:43:06.692
10 -	36.316	24.622	1:00.938 (3)	71.36	0.593	11:44:07.630
11 -	36.075	25.489	1:01.564	70.63	1.219	11:45:09.194
12 -	36.097	24.248	1:00.345 (1)	72.06		11:46:09.539
13 -	36.342	24.747	1:01.089	71.18	0.744	11:47:10.628

P10 11 F1 GILBERT / TRITTON			YAMAHA -			
IDEAL LAP TIME : 1:00.169		BEST LAP TIME : 1:00.438	DIFFERENCE : 0.269			
LAP	SECTOR 1	SECTOR 2	LAP TIME	MPH	DIFF	TIME OF DAY
1 -	40.559	26.827	1:07.386	64.53	6.948	11:35:21.778
2 -	39.853	26.352	1:06.205	65.68	5.767	11:36:27.983
3 -	38.932	26.806	1:05.738	66.15	5.300	11:37:33.721
4 -	37.678	26.400	1:04.078	67.86	3.640	11:38:37.799
5 -	37.045	25.394	1:02.439	69.64	2.001	11:39:40.238
6 -	36.739	25.084	1:01.823	70.33	1.385	11:40:42.061
7 -	36.546	25.850	1:02.396	69.69	1.958	11:41:44.457
8 -	36.225	24.889	1:01.114	71.15	0.676	11:42:45.571
9 -	36.765	24.795	1:01.560	70.64	1.122	11:43:47.131
10 -	36.241	24.659	1:00.900 (2)	71.40	0.462	11:44:48.031
11 -	36.409	24.029	1:00.438 (1)	71.95		11:45:48.469
12 -	36.686	24.697	1:01.383	70.84	0.945	11:46:49.852
13 -	36.140	24.815	1:00.955 (3)	71.34	0.517	11:47:50.807

P11 7 F1 GRAY / PITT			YAMAHA - Brian Gray's Powerbiking			
IDEAL LAP TIME : 1:00.583		BEST LAP TIME : 1:00.851	DIFFERENCE : 0.268			
LAP	SECTOR 1	SECTOR 2	LAP TIME	MPH	DIFF	TIME OF DAY
1 -	41.050	26.976	1:08.026	63.92	7.175	11:35:00.909
2 -	37.754	25.777	1:03.531	68.44	2.680	11:36:04.440
3 -	38.077	26.097	1:04.174	67.76	3.323	11:37:08.614
4 -	37.965	25.801	1:03.766	68.19	2.915	11:38:12.380
5 -	38.413	25.668	1:04.081	67.86	3.230	11:39:16.461
6 -	37.503	25.861	1:03.364	68.62	2.513	11:40:19.825
7 -	37.241	25.318	1:02.559	69.51	1.708	11:41:22.384
8 -	36.239	25.255	1:01.494	70.71	0.643	11:42:23.878
9 -	37.349	25.013	1:02.362	69.73	1.511	11:43:26.240
10 -	36.458	24.805	1:01.263 (3)	70.98	0.412	11:44:27.503
11 -	36.760	24.767	1:01.527	70.67	0.676	11:45:29.030
12 -	36.135	24.716	1:00.851 (1)	71.46		11:46:29.881
13 -	36.547	24.448	1:00.995 (2)	71.29	0.144	11:47:30.876

P12 5 F2 TAYLOR / FIELD			LCR - Velocity V1			
IDEAL LAP TIME : 1:01.076		BEST LAP TIME : 1:01.088	DIFFERENCE : 0.012			
LAP	SECTOR 1	SECTOR 2	LAP TIME	MPH	DIFF	TIME OF DAY
1 -	43.929	28.021	1:11.950	60.43	10.862	11:35:12.886
2 -	37.153	25.690	1:02.843	69.19	1.755	11:36:15.729
3 -	37.183	25.587	1:02.770	69.27	1.682	11:37:18.499
4 -	36.834	25.483	1:02.317	69.78	1.229	11:38:20.816
5 -	36.725	26.760	1:03.485	68.49	2.397	11:39:24.301
6 -	36.893	25.769	1:02.662	69.39	1.574	11:40:26.963
7 -	37.038	25.736	1:02.774	69.27	1.686	11:41:29.737
8 -	36.876	25.190	1:02.066	70.06	0.978	11:42:31.803
9 -	36.459	24.629	1:01.088 (1)	71.18		11:43:32.891
10 -	36.666	24.966	1:01.632 (2)	70.55	0.544	11:44:34.523
11 -	36.447	25.439	1:01.886	70.26	0.798	11:45:36.409
12 -	37.967	25.518	1:03.485	68.49	2.397	11:46:39.894
13 -	36.602	25.129	1:01.731 (3)	70.44	0.643	11:47:41.625

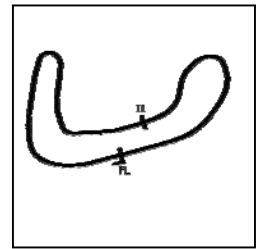
Weather / Track : Cloudy / Drying

Brands Hatch Indy
Circuit Length = 1.2079 miles
Start: 11:33 Flag 11:47 End: 11:48

BMCRC - MRO Championships 2018 - Rnd 1 @ Brands Hatch Indy

RKB/BMCRC F1 & F2 Sidecars

QUALIFYING - SECTOR ANALYSIS



SECTOR 1 = FL to I1, SECTOR 2 = I1 to FL, DIFF = Difference To Personal Best Lap, P = Crossed Finish Line in Pit Lane, D = Time Disallowed

P13 18 F2		BLACKWOOD / BLACKWOOD		SUZUKI Shelbourne -		
IDEAL LAP TIME : 1:02.148		BEST LAP TIME : 1:02.269		DIFFERENCE : 0.121		
LAP	SECTOR 1	SECTOR 2	LAP TIME	MPH	DIFF	TIME OF DAY
1 -	41.656	26.918	1:08.574 (2)	63.41	6.305	11:35:00.060
2 -	37.405	24.864	1:02.269 (1)	69.83		11:36:02.329

P14 67 F1		JEFFREY / CASWELL		Windle - MJP racing		
IDEAL LAP TIME : 1:04.313		BEST LAP TIME : 1:04.313		DIFFERENCE : 0.000		
LAP	SECTOR 1	SECTOR 2	LAP TIME	MPH	DIFF	TIME OF DAY
1 -	44.327	29.702	1:14.029	58.74	9.716	11:35:24.684
2 -	42.469	29.786	1:12.255	60.18	7.942	11:36:36.939
3 -	42.507	29.778	1:12.285	60.15	7.972	11:37:49.224
4 -	42.724	29.026	1:11.750	60.60	7.437	11:39:00.974
5 -	41.986	28.834	1:10.820	61.40	6.507	11:40:11.794
6 -	41.905	29.323	1:11.228	61.05	6.915	11:41:23.022
7 -	40.831	28.818	1:09.649	62.43	5.336	11:42:32.671
8 -	40.280	27.646	1:07.926	64.01	3.613	11:43:40.597
9 -	39.245	26.978	1:06.223	65.66	1.910	11:44:46.820
10 -	38.751	26.462	1:05.213 (3)	66.68	0.900	11:45:52.033
11 -	38.475	26.191	1:04.666 (2)	67.24	0.353	11:46:56.699
12 -	38.342	25.971	1:04.313 (1)	67.61		11:48:01.012

P15 57 F1		ANDERSON / MASTERS		YAMAHA Baker -		
IDEAL LAP TIME : 1:04.620		BEST LAP TIME : 1:04.620		DIFFERENCE : 0.000		
LAP	SECTOR 1	SECTOR 2	LAP TIME	MPH	DIFF	TIME OF DAY
1 -	43.285	27.746	1:11.031	61.22	6.411	11:35:21.019
2 -	40.477	27.127	1:07.604	64.32	2.984	11:36:28.623
3 -	40.228	26.171	1:06.399	65.49	1.779	11:37:35.022
4 -	39.570	26.286	1:05.856 (3)	66.03	1.236	11:38:40.878
5 -	39.257	26.810	1:06.067	65.82	1.447	11:39:46.945
6 -	38.826	25.794	1:04.620 (1)	67.29		11:40:51.565
7 -	39.353	25.945	1:05.298 (2)	66.59	0.678	11:41:56.863
8 -	41.938	IN PIT	2:48.459 P	25.81	1:43.839	11:44:45.322

P16 10 F1		WEBB / BYRNE		SUZUKI LCR - ANtech Racing		
IDEAL LAP TIME : 1:05.367		BEST LAP TIME : 1:05.409		DIFFERENCE : 0.042		
LAP	SECTOR 1	SECTOR 2	LAP TIME	MPH	DIFF	TIME OF DAY
1 -	43.513	27.884	1:11.397	60.90	5.988	11:34:53.312
2 -	39.694	26.716	1:06.410 (3)	65.48	1.001	11:35:59.722
3 -	39.261	26.327	1:05.588 (2)	66.30	0.179	11:37:05.310
4 -	39.040	26.369	1:05.409 (1)	66.48		11:38:10.719
5 -	40.543	26.482	1:07.025	64.88	1.616	11:39:17.744

P17 412 F1		PETTIS / PHILLIPS		KTM 1190 RSR - Ktp motorcycles		
IDEAL LAP TIME : 1:05.722		BEST LAP TIME : 1:05.814		DIFFERENCE : 0.092		
LAP	SECTOR 1	SECTOR 2	LAP TIME	MPH	DIFF	TIME OF DAY
1 -	42.514	27.170	1:09.684	62.40	3.870	11:35:03.597
2 -	40.940	26.997	1:07.937	64.00	2.123	11:36:11.534
3 -	40.025	26.464	1:06.489 (3)	65.40	0.675	11:37:18.023
4 -	39.527	26.727	1:06.254 (2)	65.63	0.440	11:38:24.277
5 -	39.744	27.671	1:07.415	64.50	1.601	11:39:31.692
6 -	39.453	26.361	1:05.814 (1)	66.07		11:40:37.506
7 -	39.777	27.261	1:07.038	64.86	1.224	11:41:44.544
8 -	40.575	27.599	1:08.174	63.78	2.360	11:42:52.718

P18 31 F2		MUNRO / PETTMAN		YAMAHA Shelbourne - Teston Tours / Allbikes		
IDEAL LAP TIME : 1:05.293		BEST LAP TIME : 1:06.259		DIFFERENCE : 0.966		
LAP	SECTOR 1	SECTOR 2	LAP TIME	MPH	DIFF	TIME OF DAY

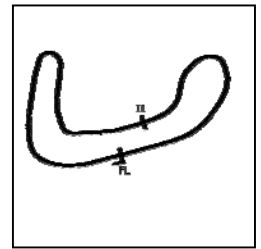
Weather / Track : Cloudy / Drying

Brands Hatch Indy
Circuit Length = 1.2079 miles
Start: 11:33 Flag 11:47 End: 11:48

BMCRC - MRO Championships 2018 - Rnd 1 @ Brands Hatch Indy

RKB/BMCRC F1 & F2 Sidecars

QUALIFYING - SECTOR ANALYSIS



SECTOR 1 = FL to I1, SECTOR 2 = I1 to FL, DIFF = Difference To Personal Best Lap, P = Crossed Finish Line in Pit Lane, D = Time Disallowed

1 -	40.770	27.365	1:08.135 (3)	63.82	1.876	11:35:13.904
2 -	39.168	27.091	1:06.259 (1)	65.63		11:36:20.163
3 -	38.202	29.314	1:07.516 (2)	64.40	1.257	11:37:27.679

P19 167 F2	PETTMAN / CREW		YAMAHA Windle -			
IDEAL LAP TIME : 1:06.635		BEST LAP TIME : 1:06.684	DIFFERENCE : 0.049			
LAP	SECTOR 1	SECTOR 2	LAP TIME	MPH	DIFF	TIME OF DAY
1 -	43.069	27.699	1:10.768	61.44	4.084	11:35:17.385
2 -	41.166	27.739	1:08.905	63.11	2.221	11:36:26.290
3 -	41.422	27.187	1:08.609	63.38	1.925	11:37:34.899
4 -	41.278	27.090	1:08.368	63.60	1.684	11:38:43.267
5 -	41.214	27.213	1:08.427	63.55	1.743	11:39:51.694
6 -	40.933	27.224	1:08.157 (3)	63.80	1.473	11:40:59.851
7 -	39.640	27.044	1:06.684 (1)	65.21		11:42:06.535
8 -	40.363	26.995	1:07.358 (2)	64.55	0.674	11:43:13.893

P20 40 F2	SMITH / DOBIE		YAMAHA Baker - R & S Terry Developments			
IDEAL LAP TIME : 1:06.582		BEST LAP TIME : 1:06.797	DIFFERENCE : 0.215			
LAP	SECTOR 1	SECTOR 2	LAP TIME	MPH	DIFF	TIME OF DAY
1 -	OUTLAP	28.629	1:16.004	57.21	9.207	11:35:54.983
2 -	41.804	28.068	1:09.872	62.23	3.075	11:37:04.855
3 -	42.122	28.010	1:10.132	62.00	3.335	11:38:14.987
4 -	41.363	28.339	1:09.702	62.38	2.905	11:39:24.689
5 -	41.023	27.768	1:08.791 (3)	63.21	1.994	11:40:33.480
6 -	41.355	28.682	1:10.037	62.09	3.240	11:41:43.517
7 -	41.318	28.773	1:10.091	62.04	3.294	11:42:53.608
8 -	41.012	27.802	1:08.814	63.19	2.017	11:44:02.422
9 -	39.976	26.821	1:06.797 (1)	65.10		11:45:09.219
10 -	40.611	26.606	1:07.217 (2)	64.69	0.420	11:46:16.436

P21 113 F1	RESTALL / HART		YAMAHA RCN -			
IDEAL LAP TIME : 1:07.078		BEST LAP TIME : 1:07.532	DIFFERENCE : 0.454			
LAP	SECTOR 1	SECTOR 2	LAP TIME	MPH	DIFF	TIME OF DAY
1 -	44.355	28.222	1:12.577	59.91	5.045	11:35:12.689
2 -	41.857	27.734	1:09.591	62.48	2.059	11:36:22.280
3 -	41.010	27.627	1:08.637 (3)	63.35	1.105	11:37:30.917
4 -	39.751	27.781	1:07.532 (1)	64.39		11:38:38.449
5 -	40.989	27.327	1:08.316 (2)	63.65	0.784	11:39:46.765

P22 121 F1	LAWRENCE / HUGHES		YAMAHA LCR -			
IDEAL LAP TIME : 1:07.573		BEST LAP TIME : 1:07.769	DIFFERENCE : 0.196			
LAP	SECTOR 1	SECTOR 2	LAP TIME	MPH	DIFF	TIME OF DAY
1 -	44.880	28.917	1:13.797	58.92	6.028	11:35:01.422
2 -	43.358	29.408	1:12.766	59.76	4.997	11:36:14.188
3 -	42.906	29.438	1:12.344	60.11	4.575	11:37:26.532
4 -	41.928	29.056	1:10.984	61.26	3.215	11:38:37.516
5 -	44.002	28.621	1:12.623	59.87	4.854	11:39:50.139
6 -	41.531	27.869	1:09.400	62.66	1.631	11:40:59.539
7 -	41.162	27.528	1:08.690 (3)	63.30	0.921	11:42:08.229
8 -	40.738	27.406	1:08.144 (2)	63.81	0.375	11:43:16.373
9 -	41.293	28.623	1:09.916	62.19	2.147	11:44:26.289
10 -	40.934	26.835	1:07.769 (1)	64.16		11:45:34.058

P23 19 F1	MACBRIDE / THOMPSON		SUZUKI LCR - Nick Webb			
IDEAL LAP TIME : 1:13.317		BEST LAP TIME : 1:13.704	DIFFERENCE : 0.387			
LAP	SECTOR 1	SECTOR 2	LAP TIME	MPH	DIFF	TIME OF DAY
1 -	45.771	29.530	1:15.301	57.74	1.597	11:35:05.998
2 -	44.324	30.207	1:14.531 (3)	58.34	0.827	11:36:20.529
3 -	44.714	29.220	1:13.934 (2)	58.81	0.230	11:37:34.463

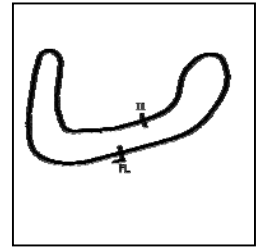
Weather / Track : Cloudy / Drying

Brands Hatch Indy
Circuit Length = 1.2079 miles
Start: 11:33 Flag 11:47 End: 11:48

BMCRC - MRO Championships 2018 - Rnd 1 @ Brands Hatch Indy

RKB/BMCRC F1 & F2 Sidecars

QUALIFYING - SECTOR ANALYSIS



SECTOR 1 = FL to I1, SECTOR 2 = I1 to FL, DIFF = Difference To Personal Best Lap, P = Crossed Finish Line in Pit Lane, D = Time Disallowed

4 -	44.097	29.607	1:13.704 (1)	59.00		11:38:48.167
5 -	45.058	29.766	1:14.824	58.11	1.120	11:40:02.991

BMCRC - MRO Championships 2018 - Rnd 1 @ Brands Hatch Indy

RKB/BMCRC F1 & F2 Sidecars

QUALIFYING - BEST SECTORS

SECTOR 1			SECTOR 2			IDEAL / BEST COMPARISON						
POS	NO	NAME	TIME	NO	NAME	TIME	POS	NO	NAME	IDEAL	BEST	DIFF
									PERFECT LAP	56.881		
1	2	R CROWE / C CROWE	33.655	2	R CROWE / C CROWE	23.226	1	2	R CROWE / C CROW	56.881	56.881	0.000
2	75	CLARKE / CLARKE	33.871	34	S CHRISTIE / A CHRISTIE	23.398	2	25	MACLAURIN / WATSON	57.435	57.892	0.457
3	25	MACLAURIN / WATSON	33.912	25	MACLAURIN / WATSON	23.523	3	75	CLARKE / CLARKE	57.703	57.703	0.000
4	58	KIRK / SMITHIES	34.324	111	CABLE / PAWSEY	23.575	4	58	KIRK / SMITHIES	58.129	58.129	0.000
5	35	REEVES / THOMAS	34.499	58	KIRK / SMITHIES	23.805	5	34	S CHRISTIE / A CHRI	58.239	58.303	0.064
6	111	CABLE / PAWSEY	34.696	75	CLARKE / CLARKE	23.832	6	111	CABLE / PAWSEY	58.271	58.576	0.305
7	34	S CHRISTIE / A CHRISTIE	34.841	11	GILBERT / TRITTON	24.029	7	35	REEVES / THOMAS	58.874	58.874	0.000
8	188	M&R VANNIEUWENHUYSE	35.051	95	REMNANT / TILLEY	24.248	8	188	M&R VANNIEUWENH	59.597	59.610	0.013
9	95	REMNANT / TILLEY	35.742	35	REEVES / THOMAS	24.375	9	95	REMNANT / TILLEY	59.990	1:00.345	0.355
10	7	GRAY / PITT	36.135	7	GRAY / PITT	24.448	10	11	GILBERT / TRITTON	1:00.169	1:00.438	0.269
11	11	GILBERT / TRITTON	36.140	188	M&R VANNIEUWENHUYSE	24.546	11	7	GRAY / PITT	1:00.583	1:00.851	0.268
12	5	TAYLOR / FIELD	36.447	5	TAYLOR / FIELD	24.629	12	5	TAYLOR / FIELD	1:01.076	1:01.088	0.012
13	18	BLACKWOOD / BLACKWOOD	37.284	18	BLACKWOOD / BLACKWOOD	24.864	13	18	BLACKWOOD / BLAC	1:02.148	1:02.269	0.121
14	31	MUNRO / PETTMAN	38.202	57	ANDERSON / MASTERS	25.794	14	67	JEFFREY / CASWELL	1:04.313	1:04.313	0.000
15	67	JEFFREY / CASWELL	38.342	67	JEFFREY / CASWELL	25.971	15	57	ANDERSON / MASTE	1:04.620	1:04.620	0.000
16	57	ANDERSON / MASTERS	38.826	10	WEBB / BYRNE	26.327	16	31	MUNRO / PETTMAN	1:05.293	1:06.259	0.966
17	10	WEBB / BYRNE	39.040	412	PETTIS / PHILLIPS	26.361	17	10	WEBB / BYRNE	1:05.367	1:05.409	0.042
18	412	PETTIS / PHILLIPS	39.361	40	SMITH / DOBIE	26.606	18	412	PETTIS / PHILLIPS	1:05.722	1:05.814	0.092
19	167	PETTMAN / CREW	39.640	121	LAWRENCE / HUGHES	26.835	19	40	SMITH / DOBIE	1:06.582	1:06.797	0.215
20	113	RESTALL / HART	39.751	167	PETTMAN / CREW	26.995	20	167	PETTMAN / CREW	1:06.635	1:06.684	0.049
21	40	SMITH / DOBIE	39.976	31	MUNRO / PETTMAN	27.091	21	113	RESTALL / HART	1:07.078	1:07.532	0.454
22	121	LAWRENCE / HUGHES	40.738	113	RESTALL / HART	27.327	22	121	LAWRENCE / HUGHE	1:07.573	1:07.769	0.196
23	19	MACBRIDE / THOMPSON	44.097	19	MACBRIDE / THOMPSON	29.220	23	19	MACBRIDE / THOMP	1:13.317	1:13.704	0.387

Weather / Track : Cloudy / Drying

Results can be found at www.tsl-timing.com

Brands Hatch Indy
Circuit Length = 1.2079 miles
Start: 11:33 Flag 11:47 End: 11:48

Printed - 12:16 Saturday, 10 March 2018

BMCRC - MRO Championships 2018 - Rnd 1 @ Brands Hatch Indy

RKB/BMCRC F1 & F2 Sidecars

RACE 9 - GRID (10 Laps)

ROW 13	26		25	17 SCHOFIELD / WATERS	
ROW 12	24	71 SCHOFIELD / TAYLOR	23	19 MACBRIDE / THOMPSON 1:13.704	
ROW 11		22	121 LAWRENCE / HUGHES 1:07.769	21	113 RESTALL / HART 1:07.532
ROW 10	20	40 SMITH / DOBIE 1:06.797	19	167 PETTMAN / CREW 1:06.684	
ROW 9		18	31 MUNRO / PETTMAN 1:06.259	17	412 PETTIS / PHILLIPS 1:05.814
ROW 8	16	10 WEBB / BYRNE 1:05.409	15	57 ANDERSON / MASTERS 1:04.620	
ROW 7		14	67 JEFFREY / CASWELL 1:04.313	13	18 BLACKWOOD / BLACKWOOD 1:02.269
ROW 6	12	5 TAYLOR / FIELD 1:01.088	11	7 GRAY / PITT 1:00.851	
ROW 5		10	11 GILBERT / TRITTON 1:00.438	9	95 REMNANT / TILLEY 1:00.345
ROW 4	8	188 M&R VANNIEUWENHUYSE 59.610	7	35 REEVES / THOMAS 58.874	
ROW 3		6	111 CABLE / PAWSEY 58.576	5	34 S CHRISTIE / A CHRISTIE 58.303
ROW 2	4	58 KIRK / SMITHIES 58.129	3	25 MACLAURIN / WATSON 57.892	
ROW 1		2	75 CLARKE / CLARKE 57.703	1	2 R CROWE / C CROWE 56.881 Pole

Brands Hatch Indy
Circuit Length = 1.2079 miles

These results are provisional until the conclusion of any judicial and technical matters.

Clerk Of Course :	Timekeeper :
-------------------	--------------

Results can be found at www.tsl-timing.com

Printed - 12:17 Saturday, 10 March 2018



BMCRC - MRO Championships 2018 - Rnd 1 @ Brands Hatch Indy

RKB/BMCRC F1 & F2 Sidecars

RACE 9 - CLASSIFICATION

POS	NO	CL	PIC NAME	ENTRY	LAPS	TIME	GAP	DIFF	MPH	BEST	ON
1	25	F1	1 MACLAURIN / WATSON	YAMAHA LCR - fieder filter systems	10	8:50.956			81.90	51.283	9
2	34	F1	2 S CHRISTIE / A CHRISTIE	YAMAHA LCR - Christie Engineering Services	10	8:58.467	7.511	7.511	80.75	52.494	3
3	58	F1	3 KIRK / SMITHIES	YAMAHA LCR -	10	8:59.500	8.544	1.033	80.60	52.279	6
4	2	F1	4 R CROWE / C CROWE	TRIUMPH HCR -	10	9:03.518	12.562	4.018	80.00	53.014	7
5	111	F1	5 CABLE / PAWSEY	YAMAHA LCR -	10	9:05.358	14.402	1.840	79.73	52.851	8
6	35	F2	1 REEVES / THOMAS	HONDA LCR - Reeves Water Services	10	9:07.194	16.238	1.836	79.47	53.416	6
7	188	F2	2 M&R VANNIEUWENHUYSE	Shelbourne - Norton Owners club Flanders Branch	10	9:09.303	18.347	2.109	79.16	53.364	10
8	7	F1	6 GRAY / PITT	YAMAHA - Brian Gray's Powerbiking	10	9:10.182	19.226	0.879	79.03	52.644	4
9	75	F1	7 CLARKE / CLARKE	SUZUKI Windle - CYB fibreglass Technology	10	9:11.193	20.237	1.011	78.89	53.041	4
10	95	F2	3 REMNANT / TILLEY	LUMLEY -	10	9:35.776	44.820	24.583	75.52	56.288	10
11	5	F2	4 TAYLOR / FIELD	LCR - Velocity V1	10	9:42.546	51.590	6.770	74.64	56.863	7
12	10	F1	8 WEBB / BYRNE	SUZUKI LCR - ANtech Racing	9	8:55.360	1 Lap	1 Lap	73.10	58.065	5
13	31	F2	5 MUNRO / PETTMAN	YAMAHA Shelbourne - Teston Tours / Allbikes	9	8:55.549	1 Lap	0.189	73.07	56.760	8
14	113	F1	9 RESTALL / HART	YAMAHA RCN -	9	9:03.196	1 Lap	7.647	72.05	56.659	9
15	57	F1	10 ANDERSON / MASTERS	YAMAHA Baker -	9	9:04.658	1 Lap	1.462	71.85	58.468	9
16	121	F1	11 LAWRENCE / HUGHES	YAMAHA LCR -	9	9:06.956	1 Lap	2.298	71.55	57.649	8
17	67	F1	12 JEFFREY / CASWELL	Windle - MJP racing	9	9:10.042	1 Lap	3.086	71.15	58.399	9
18	40	F2	6 SMITH / DOBIE	YAMAHA Baker - R & S Terry Developments	9	9:29.972	1 Lap	19.930	68.66	1:00.668	7
19	167	F2	7 PETTMAN / CREW	YAMAHA Windle -	9	9:36.336	1 Lap	6.364	67.90	1:02.090	4
20	412	F1	13 PETTIS / PHILLIPS	KTM 1190 RSR - Ktp motorcycles	9	9:42.061	1 Lap	5.725	67.23	1:01.661	9
21	19	F1	14 MACBRIDE / THOMPSON	SUZUKI LCR - Nick Webb	8	9:00.324	2 Laps	1 Lap	64.38	1:04.991	2

NOT CLASSIFIED

DNF	11	F1	GILBERT / TRITTON	YAMAHA -	2	1:58.769	8 Laps	6 Laps	73.22	54.871	2
-----	----	----	-------------------	----------	---	----------	--------	--------	-------	--------	---

FASTEST LAP

25	F1	MACLAURIN / WATSON	YAMAHA LCR - fieder filter systems	9	51.283	84.79 mph	136.46 kph
188	F2	M&R VANNIEUWENHUYSE	Shelbourne - Norton Owners club Flanders Branch	10	53.364	81.48 mph	131.14 kph

Class F1 - 92.5% of Race Speed = 75.75 mph

Class F2 - 92.5% of Race Speed = 73.50 mph

Brands Hatch Indy

Circuit Length = 1.2079 miles

Start: 15:13 Flag 15:22 End: 15:23

Weather / Track : Cloudy / Dry

These results are provisional until the conclusion of any judicial and technical matters.

Clerk Of Course :	Timekeeper :
-------------------	--------------

Results can be found at www.tsl-timing.com

Printed - 15:24 Saturday, 10 March 2018



BMCRC - MRO Championships 2018 - Rnd 1 @ Brands Hatch Indy

RKB/BMCRC F1 & F2 Sidecars

RACE 9 - LAP CHART

LAP 1 @ 15:14:57.756

NO	BEHIND	LAP TIME
2		58.669
34	0.919	59.588
25	1.048	59.717
35	2.360	1:01.029
58	2.933	1:01.602
111	4.353	1:03.022
95	5.103	1:03.772
11	5.229	1:03.898
188	5.896	1:04.565
7	6.011	1:04.680
75	6.182	1:04.851
57	6.918	1:05.587
5	7.843	1:06.512
10	9.527	1:08.196
31	11.055	1:09.724
167	12.811	1:11.480
40	13.353	1:12.022
121	14.114	1:12.783
113	14.507	1:13.176
67	14.873	1:13.542
412	16.013	1:14.682
19	20.699	1:19.368

LAP 2 @ 15:15:51.341

NO	BEHIND	LAP TIME
25		52.537
2	0.239	53.824
34	1.006	53.672
35	3.318	54.543
58	3.554	54.206
111	6.034	55.266
11	6.515	54.871
188	7.412	55.101
7	8.240	55.814
75	8.668	56.071
95	8.725	57.207
57	12.036	58.703
5	12.160	57.902
10	15.049	59.107
31	15.918	58.448
40	21.128	1:01.360
121	21.559	1:01.030
113	22.557	1:01.635
167	22.642	1:03.416
67	22.754	1:01.466
412	25.862	1:03.434
19	32.105	1:04.991

LAP 3 @ 15:16:42.730

NO	BEHIND	LAP TIME
25		51.389
2	1.944	53.094
34	2.111	52.494
35	5.702	53.773
58	5.950	53.785
111	8.393	53.748
188	9.631	53.608
7	10.642	53.791
75	10.933	53.654
95	13.778	56.442
5	17.691	56.920

Weather / Track : Cloudy / Dry

Results can be found at www.tsl-timing.com

57	20.142	59.495
10	21.860	58.200
31	22.930	58.401
121	30.718	1:00.548
113	31.941	1:00.773
67	32.489	1:01.124
167	35.114	1:03.861
40	35.570	1:05.831
412	38.426	1:03.953
19	46.075	1:05.359

LAP 4 @ 15:17:34.350

NO	BEHIND	LAP TIME
25		51.620
34	3.096	52.605
2	3.974	53.650
35	7.616	53.534
58	7.750	53.420
111	9.968	53.195
7	11.666	52.644
188	11.764	53.753
75	12.354	53.041
95	18.916	56.758
5	23.519	57.448
57	28.087	59.565
10	28.688	58.448
31	29.899	58.589
121	39.389	1:00.291
113	39.623	59.302
67	40.527	59.658
167	45.584	1:02.090
40	47.142	1:03.192
412	49.299	1:02.493

LAP 5 @ 15:18:26.693

NO	BEHIND	LAP TIME
25		52.343
34	3.315	52.562
2	5.866	54.235
19	1 Lap	1:05.752
58	8.055	52.648
35	9.224	53.951
111	10.607	52.982
188	12.797	53.376
7	13.082	53.759
75	13.391	53.380
95	22.956	56.383
5	28.778	57.602
10	34.410	58.065
57	35.760	1:00.016
31	36.479	58.923
121	46.543	59.497
113	46.601	59.321
67	47.320	59.136

LAP 6 @ 15:19:20.079

NO	BEHIND	LAP TIME
25		53.386
167	1 Lap	1:02.118
34	3.609	53.680
40	1 Lap	1:02.471
2	5.751	53.271
58	6.948	52.279

412	1 Lap	1:03.818
35	9.254	53.416
111	10.287	53.066
188	13.304	53.893
7	13.440	53.744
75	14.058	54.053
19	1 Lap	1:06.678
95	25.995	56.425
5	32.625	57.233
10	39.467	58.443
31	41.071	57.978
57	43.375	1:01.001
113	50.594	57.379
121	51.846	58.689

LAP 7 @ 15:20:12.150

NO	BEHIND	LAP TIME
25		52.071
67	1 Lap	58.941
34	4.267	52.729
2	6.694	53.014
58	7.812	52.935
35	12.216	55.033
111	13.104	54.888
40	1 Lap	1:01.731
167	1 Lap	1:03.776
188	15.305	54.072
7	15.601	54.232
75	16.323	54.336
412	1 Lap	1:04.804
95	31.208	57.284
19	1 Lap	1:06.107
5	37.417	56.863
10	45.697	58.301
31	46.602	57.602

LAP 8 @ 15:21:05.524

NO	BEHIND	LAP TIME
25		53.374
57	1 Lap	1:02.261
113	1 Lap	57.485
34	4.694	53.801
121	1 Lap	58.436
67	1 Lap	59.285
2	6.950	53.630
58	7.113	52.675
111	12.581	52.851
35	12.619	53.777
188	16.038	54.107
7	16.716	54.489
75	17.204	54.255
40	1 Lap	1:00.668
167	1 Lap	1:04.097
412	1 Lap	1:04.996
95	34.361	56.527
5	42.011	57.968
19	1 Lap	1:05.983
31	49.988	56.760
10	50.691	58.368

LAP 9 @ 15:21:56.807

NO	BEHIND	LAP TIME
25		51.283

34	8.171	54.760
57	1 Lap	59.562
113	1 Lap	57.466
58	9.081	53.251
2	9.715	54.048
121	1 Lap	57.649
67	1 Lap	58.491
111	14.282	52.984
35	15.601	54.265
188	18.219	53.464
7	18.415	52.982
75	19.670	53.749
40	1 Lap	1:01.638
167	1 Lap	1:02.621
95	41.768	58.690
412	1 Lap	1:02.220
5	47.938	57.210

LAP 10 @ 15:22:50.043

NO	BEHIND	LAP TIME
25		53.236
10	1 Lap	58.232
31	1 Lap	59.124
34	7.511	52.576
58	8.544	52.699
19	2 Laps	1:06.086
113	1 Lap	56.659
2	12.562	56.083
57	1 Lap	58.468
111	14.402	53.356
121	1 Lap	58.033
35	16.238	53.873
188	18.347	53.364
67	1 Lap	58.399
7	19.226	54.047
75	20.237	53.803
40	1 Lap	1:01.059
95	44.820	56.288
167	1 Lap	1:02.877
412	1 Lap	1:01.661
5	51.590	56.888

Brands Hatch Indy

Circuit Length = 1.2079 miles

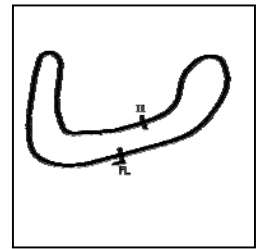
Start: 15:13 Flag 15:22 End: 15:23

Printed - 15:24 Saturday, 10 March 2018

BMCRC - MRO Championships 2018 - Rnd 1 @ Brands Hatch Indy

RKB/BMCRC F1 & F2 Sidecars

RACE 9 - SECTOR ANALYSIS



SECTOR 1 = FL to I1, SECTOR 2 = I1 to FL, DIFF = Difference To Personal Best Lap, P = Crossed Finish Line in Pit Lane, D = Time Disallowed

P1 25 F1		MACLAURIN / WATSON		YAMAHA LCR - fileder filter systems			
IDEAL LAP TIME : 51.283		BEST LAP TIME : 51.283		DIFFERENCE : 0.000			
LAP	SECTOR 1	SECTOR 2	LAP TIME	MPH	DIFF	TIME OF DAY	
1 -		21.253	59.717	72.81	8.434	15:14:58.804	
2 -	31.232	21.305	52.537	82.77	1.254	15:15:51.341	
3 -	30.609	20.780	51.389 (2)	84.62	0.106	15:16:42.730	
4 -	30.870	20.750	51.620 (3)	84.24	0.337	15:17:34.350	
5 -	31.456	20.887	52.343	83.07	1.060	15:18:26.693	
6 -	31.348	22.038	53.386	81.45	2.103	15:19:20.079	
7 -	30.661	21.410	52.071	83.51	0.788	15:20:12.150	
8 -	31.606	21.768	53.374	81.47	2.091	15:21:05.524	
9 -	30.591	20.692	51.283 (1)	84.79		15:21:56.807	
10 -	32.495	20.741	53.236	81.68	1.953	15:22:50.043	

P2 34 F1		S CHRISTIE / A CHRISTIE		YAMAHA LCR - Christie Engineering Services			
IDEAL LAP TIME : 51.822		BEST LAP TIME : 52.494		DIFFERENCE : 0.672			
LAP	SECTOR 1	SECTOR 2	LAP TIME	MPH	DIFF	TIME OF DAY	
1 -		21.845	59.588	72.97	7.094	15:14:58.675	
2 -	32.084	21.588	53.672	81.02	1.178	15:15:52.347	
3 -	31.392	21.102	52.494 (1)	82.84		15:16:44.841	
4 -	31.442	21.163	52.605	82.66	0.111	15:17:37.446	
5 -	31.097	21.465	52.562 (2)	82.73	0.068	15:18:30.008	
6 -	31.746	21.934	53.680	81.00	1.186	15:19:23.688	
7 -	31.656	21.073	52.729	82.47	0.235	15:20:16.417	
8 -	32.197	21.604	53.801	80.82	1.307	15:21:10.218	
9 -	31.807	22.953	54.760	79.41	2.266	15:22:04.978	
10 -	30.749	21.827	52.576 (3)	82.71	0.082	15:22:57.554	

P3 58 F1		KIRK / SMITHIES		YAMAHA LCR -			
IDEAL LAP TIME : 52.241		BEST LAP TIME : 52.279		DIFFERENCE : 0.038			
LAP	SECTOR 1	SECTOR 2	LAP TIME	MPH	DIFF	TIME OF DAY	
1 -		22.275	1:01.602	70.59	9.323	15:15:00.689	
2 -	32.495	21.711	54.206	80.22	1.927	15:15:54.895	
3 -	31.937	21.848	53.785	80.85	1.506	15:16:48.680	
4 -	32.029	21.391	53.420	81.40	1.141	15:17:42.100	
5 -	31.454	21.194	52.648 (2)	82.59	0.369	15:18:34.748	
6 -	31.133	21.146	52.279 (1)	83.18		15:19:27.027	
7 -	31.827	21.108	52.935	82.14	0.656	15:20:19.962	
8 -	31.173	21.502	52.675 (3)	82.55	0.396	15:21:12.637	
9 -	31.849	21.402	53.251	81.66	0.972	15:22:05.888	
10 -	31.514	21.185	52.699	82.51	0.420	15:22:58.587	

P4 2 F1		R CROWE / C CROWE		TRIUMPH HCR -			
IDEAL LAP TIME : 52.337		BEST LAP TIME : 53.014		DIFFERENCE : 0.677			
LAP	SECTOR 1	SECTOR 2	LAP TIME	MPH	DIFF	TIME OF DAY	
1 -		22.186	58.669	74.12	5.655	15:14:57.756	
2 -	32.031	21.793	53.824	80.79	0.810	15:15:51.580	
3 -	31.489	21.605	53.094 (2)	81.90	0.080	15:16:44.674	
4 -	31.856	21.794	53.650	81.05	0.636	15:17:38.324	
5 -	31.970	22.265	54.235	80.18	1.221	15:18:32.559	
6 -	31.146	22.125	53.271 (3)	81.63	0.257	15:19:25.830	
7 -	31.620	21.394	53.014 (1)	82.02		15:20:18.844	
8 -	30.943	22.687	53.630	81.08	0.616	15:21:12.474	
9 -	32.487	21.561	54.048	80.45	1.034	15:22:06.522	
10 -	33.834	22.249	56.083	77.53	3.069	15:23:02.605	

P5 111 F1		CABLE / PAWSEY		YAMAHA LCR -			
IDEAL LAP TIME : 52.787		BEST LAP TIME : 52.851		DIFFERENCE : 0.064			
LAP	SECTOR 1	SECTOR 2	LAP TIME	MPH	DIFF	TIME OF DAY	

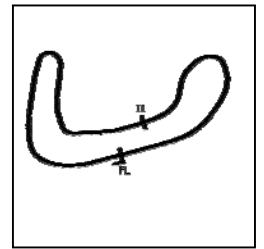
Weather / Track : Cloudy / Dry

Brands Hatch Indy
Circuit Length = 1.2079 miles
Start: 15:13 Flag 15:22 End: 15:23

BMCRC - MRO Championships 2018 - Rnd 1 @ Brands Hatch Indy

RKB/BMCRC F1 & F2 Sidecars

RACE 9 - SECTOR ANALYSIS



SECTOR 1 = FL to I1, SECTOR 2 = I1 to FL, DIFF = Difference To Personal Best Lap, P = Crossed Finish Line in Pit Lane, D = Time Disallowed

1 -		22.719	1:03.022	69.00	10.171	15:15:02.109
2 -	33.195	22.071	55.266	78.68	2.415	15:15:57.375
3 -	32.111	21.637	53.748	80.90	0.897	15:16:51.123
4 -	31.501	21.694	53.195	81.74	0.344	15:17:44.318
5 -	31.590	21.392	52.982 (2)	82.07	0.131	15:18:37.300
6 -	31.676	21.390	53.066	81.94	0.215	15:19:30.366
7 -	32.277	22.611	54.888	79.22	2.037	15:20:25.254
8 -	31.499	21.352	52.851 (1)	82.28		15:21:18.105
9 -	31.696	21.288	52.984 (3)	82.07	0.133	15:22:11.089
10 -	31.553	21.803	53.356	81.50	0.505	15:23:04.445

P6 35 F2 REEVES / THOMAS			HONDA LCR - Reeves Water Services			
IDEAL LAP TIME : 53.321		BEST LAP TIME : 53.416		DIFFERENCE : 0.095		
LAP	SECTOR 1	SECTOR 2	LAP TIME	MPH	DIFF	TIME OF DAY
1 -		22.342	1:01.029	71.25	7.613	15:15:00.116
2 -	32.381	22.162	54.543	79.72	1.127	15:15:54.659
3 -	31.801	21.972	53.773 (3)	80.86	0.357	15:16:48.432
4 -	31.687	21.847	53.534 (2)	81.23	0.118	15:17:41.966
5 -	32.076	21.875	53.951	80.60	0.535	15:18:35.917
6 -	31.782	21.634	53.416 (1)	81.41		15:19:29.333
7 -	32.270	22.763	55.033	79.01	1.617	15:20:24.366
8 -	31.949	21.828	53.777	80.86	0.361	15:21:18.143
9 -	32.258	22.007	54.265	80.13	0.849	15:22:12.408
10 -	31.961	21.912	53.873	80.71	0.457	15:23:06.281

P7 188 F2 M&R VANNIEUWENHUYSE			Shelbourne - Norton Owners club Flanders Branch			
IDEAL LAP TIME : 53.142		BEST LAP TIME : 53.364		DIFFERENCE : 0.222		
LAP	SECTOR 1	SECTOR 2	LAP TIME	MPH	DIFF	TIME OF DAY
1 -		23.320	1:04.565	67.35	11.201	15:15:03.652
2 -	32.791	22.310	55.101	78.92	1.737	15:15:58.753
3 -	31.801	21.807	53.608	81.11	0.244	15:16:52.361
4 -	31.691	22.062	53.753	80.89	0.389	15:17:46.114
5 -	31.626	21.750	53.376 (2)	81.47	0.012	15:18:39.490
6 -	31.733	22.160	53.893	80.68	0.529	15:19:33.383
7 -	32.035	22.037	54.072	80.42	0.708	15:20:27.455
8 -	32.150	21.957	54.107	80.37	0.743	15:21:21.562
9 -	31.504	21.960	53.464 (3)	81.33	0.100	15:22:15.026
10 -	31.392	21.972	53.364 (1)	81.48		15:23:08.390

P8 7 F1 GRAY / PITT			YAMAHA - Brian Gray's Powerbiking			
IDEAL LAP TIME : 52.644		BEST LAP TIME : 52.644		DIFFERENCE : 0.000		
LAP	SECTOR 1	SECTOR 2	LAP TIME	MPH	DIFF	TIME OF DAY
1 -		23.191	1:04.680	67.23	12.036	15:15:03.767
2 -	33.542	22.272	55.814	77.91	3.170	15:15:59.581
3 -	31.876	21.915	53.791	80.84	1.147	15:16:53.372
4 -	31.236	21.408	52.644 (1)	82.60		15:17:46.016
5 -	32.298	21.461	53.759	80.89	1.115	15:18:39.775
6 -	31.794	21.950	53.744 (3)	80.91	1.100	15:19:33.519
7 -	32.426	21.806	54.232	80.18	1.588	15:20:27.751
8 -	32.833	21.656	54.489	79.80	1.845	15:21:22.240
9 -	31.548	21.434	52.982 (2)	82.07	0.338	15:22:15.222
10 -	31.619	22.428	54.047	80.45	1.403	15:23:09.269

P9 75 F1 CLARKE / CLARKE			SUZUKI Windle - CYB fibreglass Technology			
IDEAL LAP TIME : 53.035		BEST LAP TIME : 53.041		DIFFERENCE : 0.006		
LAP	SECTOR 1	SECTOR 2	LAP TIME	MPH	DIFF	TIME OF DAY
1 -		23.894	1:04.851	67.05	11.810	15:15:03.938
2 -	33.787	22.284	56.071	77.55	3.030	15:16:00.009
3 -	32.010	21.644	53.654 (3)	81.04	0.613	15:16:53.663
4 -	31.766	21.275	53.041 (1)	81.98		15:17:46.704

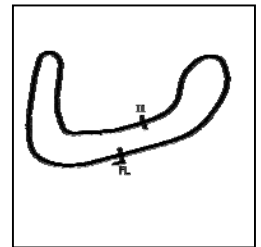
Weather / Track : Cloudy / Dry

Brands Hatch Indy
Circuit Length = 1.2079 miles
Start: 15:13 Flag 15:22 End: 15:23

BMCRC - MRO Championships 2018 - Rnd 1 @ Brands Hatch Indy

RKB/BMCRC F1 & F2 Sidecars

RACE 9 - SECTOR ANALYSIS



SECTOR 1 = FL to I1, SECTOR 2 = I1 to FL, DIFF = Difference To Personal Best Lap, P = Crossed Finish Line in Pit Lane, D = Time Disallowed

5 -	31.964	21.416	53.380 (2)	81.46	0.339	15:18:40.084
6 -	32.784	21.269	54.053	80.45	1.012	15:19:34.137
7 -	32.809	21.527	54.336	80.03	1.295	15:20:28.473
8 -	32.912	21.343	54.255	80.15	1.214	15:21:22.728
9 -	32.118	21.631	53.749	80.90	0.708	15:22:16.477
10 -	32.303	21.500	53.803	80.82	0.762	15:23:10.280

P10	95 F2	REMNANT / TILLEY	LUMLEY -
IDEAL LAP TIME : 56.086		BEST LAP TIME : 56.288	DIFFERENCE : 0.202

LAP	SECTOR 1	SECTOR 2	LAP TIME	MPH	DIFF	TIME OF DAY
1 -		23.338	1:03.772	68.18	7.484	15:15:02.859
2 -	34.591	22.616	57.207	76.01	0.919	15:16:00.066
3 -	33.792	22.650	56.442	77.04	0.154	15:16:56.508
4 -	33.870	22.888	56.758	76.61	0.470	15:17:53.266
5 -	33.642	22.741	56.383 (2)	77.12	0.095	15:18:49.649
6 -	33.585	22.840	56.425 (3)	77.06	0.137	15:19:46.074
7 -	34.452	22.832	57.284	75.91	0.996	15:20:43.358
8 -	34.026	22.501	56.527	76.92	0.239	15:21:39.885
9 -	34.713	23.977	58.690	74.09	2.402	15:22:38.575
10 -	33.621	22.667	56.288 (1)	77.25		15:23:34.863

P11	5 F2	TAYLOR / FIELD	LCR - Velocity V1
IDEAL LAP TIME : 56.452		BEST LAP TIME : 56.863	DIFFERENCE : 0.411

LAP	SECTOR 1	SECTOR 2	LAP TIME	MPH	DIFF	TIME OF DAY
1 -		23.772	1:06.512	65.38	9.649	15:15:05.599
2 -	34.477	23.425	57.902	75.10	1.039	15:16:03.501
3 -	33.844	23.076	56.920 (3)	76.39	0.057	15:17:00.421
4 -	34.394	23.054	57.448	75.69	0.585	15:17:57.869
5 -	34.444	23.158	57.602	75.49	0.739	15:18:55.471
6 -	34.292	22.941	57.233	75.98	0.370	15:19:52.704
7 -	34.184	22.679	56.863 (1)	76.47		15:20:49.567
8 -	35.082	22.886	57.968	75.01	1.105	15:21:47.535
9 -	33.867	23.343	57.210	76.01	0.347	15:22:44.745
10 -	34.280	22.608	56.888 (2)	76.44	0.025	15:23:41.633

P12	10 F1	WEBB / BYRNE	SUZUKI LCR - ANtech Racing
IDEAL LAP TIME : 57.351		BEST LAP TIME : 58.065	DIFFERENCE : 0.714

LAP	SECTOR 1	SECTOR 2	LAP TIME	MPH	DIFF	TIME OF DAY
1 -		24.149	1:08.196	63.76	10.131	15:15:07.283
2 -	35.656	23.451	59.107	73.57	1.042	15:16:06.390
3 -	34.635	23.565	58.200 (2)	74.71	0.135	15:17:04.590
4 -	35.423	23.025	58.448	74.40	0.383	15:18:03.038
5 -	35.349	22.716	58.065 (1)	74.89		15:19:01.103
6 -	35.268	23.175	58.443	74.40	0.378	15:19:59.546
7 -	34.945	23.356	58.301	74.58	0.236	15:20:57.847
8 -	35.077	23.291	58.368	74.50	0.303	15:21:56.215
9 -	35.379	22.853	58.232 (3)	74.67	0.167	15:22:54.447

P13	31 F2	MUNRO / PETTMAN	YAMAHA Shelbourne - Teston Tours / Allbikes
IDEAL LAP TIME : 56.760		BEST LAP TIME : 56.760	DIFFERENCE : 0.000

LAP	SECTOR 1	SECTOR 2	LAP TIME	MPH	DIFF	TIME OF DAY
1 -		23.965	1:09.724	62.36	12.964	15:15:08.811
2 -	34.933	23.515	58.448	74.40	1.688	15:16:07.259
3 -	34.377	24.024	58.401	74.46	1.641	15:17:05.660
4 -	34.991	23.598	58.589	74.22	1.829	15:18:04.249
5 -	34.976	23.947	58.923	73.80	2.163	15:19:03.172
6 -	34.678	23.300	57.978 (3)	75.00	1.218	15:20:01.150
7 -	34.054	23.548	57.602 (2)	75.49	0.842	15:20:58.752
8 -	33.725	23.035	56.760 (1)	76.61		15:21:55.512
9 -	35.794	23.330	59.124	73.55	2.364	15:22:54.636

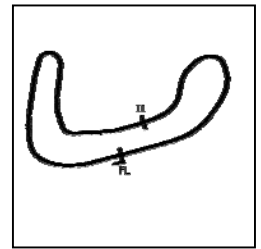
Weather / Track : Cloudy / Dry

Brands Hatch Indy
Circuit Length = 1.2079 miles
Start: 15:13 Flag 15:22 End: 15:23

BMCRC - MRO Championships 2018 - Rnd 1 @ Brands Hatch Indy

RKB/BMCRC F1 & F2 Sidecars

RACE 9 - SECTOR ANALYSIS



SECTOR 1 = FL to I1, SECTOR 2 = I1 to FL, DIFF = Difference To Personal Best Lap, P = Crossed Finish Line in Pit Lane, D = Time Disallowed

P14 113 F1 RESTALL / HART			YAMAHA RCN -			
IDEAL LAP TIME : 56.659		BEST LAP TIME : 56.659		DIFFERENCE : 0.000		
LAP	SECTOR 1	SECTOR 2	LAP TIME	MPH	DIFF	TIME OF DAY
1 -		25.391	1:13.176	59.42	16.517	15:15:12.263
2 -	36.609	25.026	1:01.635	70.55	4.976	15:16:13.898
3 -	37.092	23.681	1:00.773	71.55	4.114	15:17:14.671
4 -	35.803	23.499	59.302	73.32	2.643	15:18:13.973
5 -	35.604	23.717	59.321	73.30	2.662	15:19:13.294
6 -	34.436	22.943	57.379 (2)	75.78	0.720	15:20:10.673
7 -	35.027	22.458	57.485	75.64	0.826	15:21:08.158
8 -	34.463	23.003	57.466 (3)	75.67	0.807	15:22:05.624
9 -	34.297	22.362	56.659 (1)	76.75		15:23:02.283

P15 57 F1 ANDERSON / MASTERS			YAMAHA Baker -			
IDEAL LAP TIME : 58.320		BEST LAP TIME : 58.468		DIFFERENCE : 0.148		
LAP	SECTOR 1	SECTOR 2	LAP TIME	MPH	DIFF	TIME OF DAY
1 -		23.156	1:05.587	66.30	7.119	15:15:04.674
2 -	35.196	23.507	58.703 (2)	74.07	0.235	15:16:03.377
3 -	35.476	24.019	59.495 (3)	73.09	1.027	15:17:02.872
4 -	35.752	23.813	59.565	73.00	1.097	15:18:02.437
5 -	36.488	23.528	1:00.016	72.45	1.548	15:19:02.453
6 -	36.873	24.128	1:01.001	71.28	2.533	15:20:03.454
7 -	38.232	24.029	1:02.261	69.84	3.793	15:21:05.715
8 -	35.948	23.614	59.562	73.00	1.094	15:22:05.277
9 -	35.164	23.304	58.468 (1)	74.37		15:23:03.745

P16 121 F1 LAWRENCE / HUGHES			YAMAHA LCR -			
IDEAL LAP TIME : 57.649		BEST LAP TIME : 57.649		DIFFERENCE : 0.000		
LAP	SECTOR 1	SECTOR 2	LAP TIME	MPH	DIFF	TIME OF DAY
1 -		25.812	1:12.783	59.74	15.134	15:15:11.870
2 -	36.323	24.707	1:01.030	71.25	3.381	15:16:12.900
3 -	36.646	23.902	1:00.548	71.82	2.899	15:17:13.448
4 -	36.568	23.723	1:00.291	72.12	2.642	15:18:13.739
5 -	35.684	23.813	59.497	73.08	1.848	15:19:13.236
6 -	35.259	23.430	58.689	74.09	1.040	15:20:11.925
7 -	35.186	23.250	58.436 (3)	74.41	0.787	15:21:10.361
8 -	34.568	23.081	57.649 (1)	75.43		15:22:08.010
9 -	34.647	23.386	58.033 (2)	74.93	0.384	15:23:06.043

P17 67 F1 JEFFREY / CASWELL			Windle - MJP racing			
IDEAL LAP TIME : 58.091		BEST LAP TIME : 58.399		DIFFERENCE : 0.308		
LAP	SECTOR 1	SECTOR 2	LAP TIME	MPH	DIFF	TIME OF DAY
1 -		25.396	1:13.542	59.13	15.143	15:15:12.629
2 -	36.622	24.844	1:01.466	70.74	3.067	15:16:14.095
3 -	37.576	23.548	1:01.124	71.14	2.725	15:17:15.219
4 -	35.912	23.746	59.658	72.89	1.259	15:18:14.877
5 -	35.205	23.931	59.136	73.53	0.737	15:19:14.013
6 -	35.320	23.621	58.941 (3)	73.77	0.542	15:20:12.954
7 -	35.953	23.332	59.285	73.35	0.886	15:21:12.239
8 -	34.865	23.626	58.491 (2)	74.34	0.092	15:22:10.730
9 -	35.173	23.226	58.399 (1)	74.46		15:23:09.129

P18 40 F2 SMITH / DOBIE			YAMAHA Baker - R & S Terry Developments			
IDEAL LAP TIME : 1:00.668		BEST LAP TIME : 1:00.668		DIFFERENCE : 0.000		
LAP	SECTOR 1	SECTOR 2	LAP TIME	MPH	DIFF	TIME OF DAY
1 -		25.257	1:12.022	60.37	11.354	15:15:11.109
2 -	36.256	25.104	1:01.360 (3)	70.87	0.692	15:16:12.469
3 -	39.059	26.772	1:05.831	66.05	5.163	15:17:18.300
4 -	38.285	24.907	1:03.192	68.81	2.524	15:18:21.492

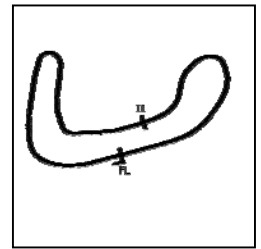
Weather / Track : Cloudy / Dry

Brands Hatch Indy
Circuit Length = 1.2079 miles
Start: 15:13 Flag 15:22 End: 15:23

BMCRC - MRO Championships 2018 - Rnd 1 @ Brands Hatch Indy

RKB/BMCRC F1 & F2 Sidecars

RACE 9 - SECTOR ANALYSIS



SECTOR 1 = FL to I1, SECTOR 2 = I1 to FL, DIFF = Difference To Personal Best Lap, P = Crossed Finish Line in Pit Lane, D = Time Disallowed

5 -	37.052	25.419	1:02.471	69.60	1.803	15:19:23.963
6 -	36.913	24.818	1:01.731	70.44	1.063	15:20:25.694
7 -	36.252	24.416	1:00.668 (1)	71.67		15:21:26.362
8 -	37.153	24.485	1:01.638	70.55	0.970	15:22:28.000
9 -	36.464	24.595	1:01.059 (2)	71.21	0.391	15:23:29.059

P19 167 F2	PETTMAN / CREW	YAMAHA Windle -
IDEAL LAP TIME : 1:02.073	BEST LAP TIME : 1:02.090	DIFFERENCE : 0.017

LAP	SECTOR 1	SECTOR 2	LAP TIME	MPH	DIFF	TIME OF DAY
1 -		25.316	1:11.480	60.83	9.390	15:15:10.567
2 -	37.817	25.599	1:03.416	68.57	1.326	15:16:13.983
3 -	38.473	25.388	1:03.861	68.09	1.771	15:17:17.844
4 -	37.159	24.931	1:02.090 (1)	70.03		15:18:19.934
5 -	37.142	24.976	1:02.118 (2)	70.00	0.028	15:19:22.052
6 -	38.112	25.664	1:03.776	68.18	1.686	15:20:25.828
7 -	38.994	25.103	1:04.097	67.84	2.007	15:21:29.925
8 -	37.449	25.172	1:02.621 (3)	69.44	0.531	15:22:32.546
9 -	37.777	25.100	1:02.877	69.16	0.787	15:23:35.423

P20 412 F1	PETTIS / PHILLIPS	KTM 1190 RSR - Ktp motorcycles
IDEAL LAP TIME : 1:01.528	BEST LAP TIME : 1:01.661	DIFFERENCE : 0.133

LAP	SECTOR 1	SECTOR 2	LAP TIME	MPH	DIFF	TIME OF DAY
1 -		25.545	1:14.682	58.22	13.021	15:15:13.769
2 -	38.401	25.033	1:03.434	68.55	1.773	15:16:17.203
3 -	38.614	25.339	1:03.953	67.99	2.292	15:17:21.156
4 -	37.542	24.951	1:02.493 (3)	69.58	0.832	15:18:23.649
5 -	38.351	25.467	1:03.818	68.14	2.157	15:19:27.467
6 -	40.086	24.718	1:04.804	67.10	3.143	15:20:32.271
7 -	39.327	25.669	1:04.996	66.90	3.335	15:21:37.267
8 -	37.121	25.099	1:02.220 (2)	69.89	0.559	15:22:39.487
9 -	37.254	24.407	1:01.661 (1)	70.52		15:23:41.148

P21 19 F1	MACBRIDE / THOMPSON	SUZUKI LCR - Nick Webb
IDEAL LAP TIME : 1:04.740	BEST LAP TIME : 1:04.991	DIFFERENCE : 0.251

LAP	SECTOR 1	SECTOR 2	LAP TIME	MPH	DIFF	TIME OF DAY
1 -		26.992	1:19.368	54.79	14.377	15:15:18.455
2 -	39.119	25.872	1:04.991 (1)	66.91		15:16:23.446
3 -	38.868	26.491	1:05.359 (2)	66.53	0.368	15:17:28.805
4 -	39.554	26.198	1:05.752 (3)	66.13	0.761	15:18:34.557
5 -	40.618	26.060	1:06.678	65.21	1.687	15:19:41.235
6 -	39.789	26.318	1:06.107	65.78	1.116	15:20:47.342
7 -	39.921	26.062	1:05.983	65.90	0.992	15:21:53.325
8 -	39.619	26.467	1:06.086	65.80	1.095	15:22:59.411

P22 11 F1	GILBERT / TRITTON	YAMAHA -
IDEAL LAP TIME : 54.783	BEST LAP TIME : 54.871	DIFFERENCE : 0.088

LAP	SECTOR 1	SECTOR 2	LAP TIME	MPH	DIFF	TIME OF DAY
1 -		23.130	1:03.898	68.05	9.027	15:15:02.985
2 -	33.097	21.774	54.871 (1)	79.25		15:15:57.856

Weather / Track : Cloudy / Dry

Brands Hatch Indy
Circuit Length = 1.2079 miles
Start: 15:13 Flag 15:22 End: 15:23

BMCRC - MRO Championships 2018 - Rnd 1 @ Brands Hatch Indy

RKB/BMCRC F1 & F2 Sidecars

RACE 9 - BEST SECTORS

SECTOR 1			SECTOR 2			IDEAL / BEST COMPARISON						
POS	NO	NAME	TIME	NO	NAME	TIME	POS	NO	NAME	IDEAL	BEST	DIFF
									PERFECT LAP	51.283		
1	25	MACLAURIN / WATSON	30.591	25	MACLAURIN / WATSON	20.692	1	25	MACLAURIN / WATSON	51.283	51.283	0.000
2	34	S CHRISTIE / A CHRISTIE	30.749	34	S CHRISTIE / A CHRISTIE	21.073	2	34	S CHRISTIE / A CHRISTIE	51.822	52.494	0.672
3	2	R CROWE / C CROWE	30.943	58	KIRK / SMITHIES	21.108	3	58	KIRK / SMITHIES	52.241	52.279	0.038
4	58	KIRK / SMITHIES	31.133	75	CLARKE / CLARKE	21.269	4	2	R CROWE / C CROWE	52.337	53.014	0.677
5	7	GRAY / PITT	31.236	111	CABLE / PAWSEY	21.288	5	7	GRAY / PITT	52.644	52.644	0.000
6	188	M&R VANNIEUWENHUYSE	31.392	2	R CROWE / C CROWE	21.394	6	111	CABLE / PAWSEY	52.787	52.851	0.064
7	111	CABLE / PAWSEY	31.499	7	GRAY / PITT	21.408	7	75	CLARKE / CLARKE	53.035	53.041	0.006
8	35	REEVES / THOMAS	31.687	35	REEVES / THOMAS	21.634	8	188	M&R VANNIEUWENHUYSE	53.142	53.364	0.222
9	75	CLARKE / CLARKE	31.766	188	M&R VANNIEUWENHUYSE	21.750	9	35	REEVES / THOMAS	53.321	53.416	0.095
10	11	GILBERT / TRITTON	33.009	11	GILBERT / TRITTON	21.774	10	11	GILBERT / TRITTON	54.783	54.871	0.088
11	95	REMNANT / TILLEY	33.585	113	RESTALL / HART	22.362	11	95	REMNANT / TILLEY	56.086	56.288	0.202
12	31	MUNRO / PETTMAN	33.725	95	REMNANT / TILLEY	22.501	12	5	TAYLOR / FIELD	56.452	56.863	0.411
13	5	TAYLOR / FIELD	33.844	5	TAYLOR / FIELD	22.608	13	113	RESTALL / HART	56.659	56.659	0.000
14	113	RESTALL / HART	34.297	10	WEBB / BYRNE	22.716	14	31	MUNRO / PETTMAN	56.760	56.760	0.000
15	121	LAWRENCE / HUGHES	34.568	31	MUNRO / PETTMAN	23.035	15	10	WEBB / BYRNE	57.351	58.065	0.714
16	10	WEBB / BYRNE	34.635	121	LAWRENCE / HUGHES	23.081	16	121	LAWRENCE / HUGHES	57.649	57.649	0.000
17	67	JEFFREY / CASWELL	34.865	57	ANDERSON / MASTERS	23.156	17	67	JEFFREY / CASWELL	58.091	58.399	0.308
18	57	ANDERSON / MASTERS	35.164	67	JEFFREY / CASWELL	23.226	18	57	ANDERSON / MASTERS	58.320	58.468	0.148
19	40	SMITH / DOBIE	36.252	412	PETTIS / PHILLIPS	24.407	19	40	SMITH / DOBIE	1:00.668	1:00.668	0.000
20	412	PETTIS / PHILLIPS	37.121	40	SMITH / DOBIE	24.416	20	412	PETTIS / PHILLIPS	1:01.528	1:01.661	0.133
21	167	PETTMAN / CREW	37.142	167	PETTMAN / CREW	24.931	21	167	PETTMAN / CREW	1:02.073	1:02.090	0.017
22	19	MACBRIDE / THOMPSON	38.868	19	MACBRIDE / THOMPSON	25.872	22	19	MACBRIDE / THOMPSON	1:04.740	1:04.991	0.251

Weather / Track : Cloudy / Dry

Results can be found at www.tsl-timing.com

Brands Hatch Indy
Circuit Length = 1.2079 miles
Start: 15:13 Flag 15:22 End: 15:23

Printed - 15:25 Saturday, 10 March 2018

BMCRC - MRO Championships 2018 - Rnd 1 @ Brands Hatch Indy

RKB/BMCRC F1 & F2 Sidecars

RACE 18 - GRID (10 Laps)

ROW 13	26		25	17 SCHOFIELD / WATERS
ROW 12	24	71 SCHOFIELD / TAYLOR	23	18 BLACKWOOD / BLACKWOOD
ROW 11		1:04.991	22	19 MACBRIDE / THOMPSON
			21	167 PETTMAN / CREW
ROW 10		1:01.661	20	412 PETTIS / PHILLIPS
			19	40 SMITH / DOBIE
ROW 9		58.468	18	57 ANDERSON / MASTERS
			17	67 JEFFREY / CASWELL
ROW 8		58.065	16	10 WEBB / BYRNE
			15	121 LAWRENCE / HUGHES
ROW 7		56.863	14	5 TAYLOR / FIELD
			13	31 MUNRO / PETTMAN
ROW 6		56.659	12	113 RESTALL / HART
			11	95 REMNANT / TILLEY
ROW 5		54.871	10	11 GILBERT / TRITTON
			9	35 REEVES / THOMAS
ROW 4		53.364	8	188 M&R VANNIEUWENHUYSE
			7	75 CLARKE / CLARKE
ROW 3		53.014	6	2 R CROWE / C CROWE
			5	111 CABLE / PAWSEY
ROW 2		52.644	4	7 GRAY / PITT
			3	34 S CHRISTIE / A CHRISTIE
ROW 1		52.279	2	58 KIRK / SMITHIES
			1	25 MACLAURIN / WATSON
				Pole

Brands Hatch Indy
Circuit Length = 1.2079 miles

These results are provisional until the conclusion of any judicial and technical matters.

Clerk Of Course :		Timekeeper :
-------------------	--	--------------

Results can be found at www.tsl-timing.com

Printed - 15:26 Saturday, 10 March 2018



BMCRC - MRO Championships 2018 - Rnd 1 @ Brands Hatch Indy

RKB/BMCRC F1 & F2 Sidecars

RACE 18 - CLASSIFICATION

POS	NO	CL	PIC NAME	ENTRY	LAPS	TIME	GAP	DIFF	MPH	BEST	ON
1	11	F1	1 GILBERT / TRITTON	YAMAHA -	10	8:51.765			81.77	51.605	9
2	111	F1	2 CABLE / PAWSEY	YAMAHA LCR -	10	9:00.030	8.265	8.265	80.52	52.455	4
3	7	F1	3 GRAY / PITT	YAMAHA - Brian Gray's Powerbiking	10	9:02.314	10.549	2.284	80.18	52.302	8
4	58	F1	4 KIRK / SMITHIES	YAMAHA LCR -	10	9:02.890	11.125	0.576	80.10	51.892	10
5	34	F1	5 S CHRISTIE / A CHRISTIE	YAMAHA LCR - Christie Engineering Services	10	9:03.695	11.930	0.805	79.98	51.631	10
6	35	F2	1 REEVES / THOMAS	HONDA LCR - Reeves Water Services	10	9:05.808	14.043	2.113	79.67	53.446	8
7	75	F1	6 CLARKE / CLARKE	SUZUKI Windle - CYB fibreglass Technology	10	9:10.839	19.074	5.031	78.94	52.880	7
8	188	F2	2 M&R VANNIEUWENHUYSE	Shelbourne - Norton Owners club Flanders Branch	10	9:12.285	20.520	1.446	78.73	53.206	4
9	95	F2	3 REMNANT / TILLEY	LUMLEY -	10	9:34.373	42.608	22.088	75.71	56.265	7
10	10	F1	7 WEBB / BYRNE	SUZUKI LCR - ANtech Racing	10	9:40.180	48.415	5.807	74.95	54.943	5
11	113	F1	8 RESTALL / HART	YAMAHA RCN -	10	9:44.742	52.977	4.562	74.36	57.223	4
12	18	F2	4 BLACKWOOD / BLACKWOOD	SUZUKI Shelbourne -	10	9:46.101	54.336	1.359	74.19	56.381	5
13	31	F2	5 MUNRO / PETTMAN	YAMAHA Shelbourne - Teston Tours / Allbikes	9	8:52.692	1 Lap	1 Lap	73.47	57.542	7
14	67	F1	9 JEFFREY / CASWELL	Windle - MJP racing	9	9:03.008	1 Lap	10.316	72.07	58.237	9
15	40	F2	6 SMITH / DOBIE	YAMAHA Baker - R & S Terry Developments	9	9:12.087	1 Lap	9.079	70.88	59.450	7
16	57	F1	10 ANDERSON / MASTERS	YAMAHA Baker -	9	9:13.169	1 Lap	1.082	70.75	59.417	2
17	412	F1	11 PETTIS / PHILLIPS	KTM 1190 RSR - Ktp motorcycles	9	9:17.080	1 Lap	3.911	70.25	59.644	5
18	167	F2	7 PETTMAN / CREW	YAMAHA Windle -	9	9:27.824	1 Lap	10.744	68.92	1:01.189	4
19	19	F1	12 MACBRIDE / THOMPSON	SUZUKI LCR - Nick Webb	9	9:53.578	1 Lap	25.754	65.93	1:03.893	9

NOT CLASSIFIED

DNF	25	F1	MACLAURIN / WATSON	YAMAHA LCR - fieder filter systems	4	3:33.391	6 Laps	5 Laps	81.51	51.883	2
DNF	2	F1	R CROWE / C CROWE	TRIUMPH HCR -	1	59.092	9 Laps	3 Laps	73.58		
DNF	121	F1	LAWRENCE / HUGHES	YAMAHA LCR -	1	1:09.692	9 Laps	10.600	62.39		

FASTEST LAP

11	F1	GILBERT / TRITTON	YAMAHA -	9	51.605	84.26 mph	135.61 kph
188	F2	M&R VANNIEUWENHUYSE	Shelbourne - Norton Owners club Flanders Branch	4	53.206	81.73 mph	131.53 kph

Class F1 - 92.5% of Race Speed = 75.63 mph

Class F2 - 92.5% of Race Speed = 73.69 mph

Brands Hatch Indy

Circuit Length = 1.2079 miles

Start: 17:30 Flag 17:39 End: 17:40

Weather / Track : Cloudy / Dry

These results are provisional until the conclusion of any judicial and technical matters.

Clerk Of Course :	Timekeeper :
-------------------	--------------

Results can be found at www.tsl-timing.com

Printed - 17:41 Saturday, 10 March 2018



BMCRC - MRO Championships 2018 - Rnd 1 @ Brands Hatch Indy

RKB/BMCRC F1 & F2 Sidecars

RACE 18 - LAP CHART

LAP 1 @ 17:31:42.383

NO	BEHIND	LAP TIME
25		57.441
2	1.651	59.092
58	2.744	1:00.185
111	2.844	1:00.285
11	3.625	1:01.066
34	3.713	1:01.154
188	4.227	1:01.668
35	4.263	1:01.704
7	4.856	1:02.297
75	4.940	1:02.381
95	6.299	1:03.740
113	8.006	1:05.447
67	9.992	1:07.433
31	10.421	1:07.862
18	12.066	1:09.507
40	12.185	1:09.626
121	12.251	1:09.692
10	12.493	1:09.934
57	12.736	1:10.177
412	12.974	1:10.415
167	15.207	1:12.648
19	16.347	1:13.788

LAP 2 @ 17:32:34.266

NO	BEHIND	LAP TIME
25		51.883
111	5.411	54.450
11	5.782	54.040
58	6.056	55.195
188	6.779	54.435
35	7.339	54.959
34	7.711	55.881
75	7.757	54.700
7	8.098	55.125
95	11.662	57.246
113	14.652	58.529
31	17.512	58.974
67	18.296	1:00.187
18	18.338	58.155
10	18.514	57.904
57	20.270	59.417
40	21.627	1:01.325
412	23.218	1:02.127
167	25.902	1:02.578
19	29.033	1:04.569

LAP 3 @ 17:33:26.209

NO	BEHIND	LAP TIME
25		51.943
111	6.320	52.852
11	6.662	52.823
188	8.653	53.817
58	8.806	54.693
35	9.118	53.722
75	9.423	53.609
7	9.883	53.728
34	10.165	54.397
95	16.235	56.516
113	20.887	58.178
31	23.726	58.157
10	26.699	1:00.128

67	26.725	1:00.372
18	26.734	1:00.339
57	28.322	59.995
40	30.404	1:00.720
412	31.633	1:00.358
167	36.065	1:02.106
19	43.392	1:06.302

LAP 4 @ 17:34:18.333

NO	BEHIND	LAP TIME
25		52.124
111	6.651	52.455
11	6.861	52.323
188	9.735	53.206
35	10.520	53.526
7	10.766	53.007
58	10.951	54.269
75	11.179	53.880
34	11.558	53.517
95	21.107	56.996
113	25.986	57.223
31	29.453	57.851
10	30.050	55.475
18	31.686	57.076
67	34.713	1:00.112
57	35.989	59.791
40	38.688	1:00.408
412	40.532	1:01.023
167	45.130	1:01.189
19	56.521	1:05.253

LAP 5 @ 17:35:16.817

NO	BEHIND	LAP TIME
11		51.623
111	1.022	52.855
188	4.667	53.416
7	4.716	52.434
35	5.492	53.456
58	5.833	53.366
75	6.064	53.369
34	6.507	53.433
95	19.169	56.546
113	25.438	57.936
10	26.509	54.943
31	28.806	57.837
18	29.583	56.381
67	36.206	59.977
57	38.351	1:00.846
40	40.143	59.939
412	41.692	59.644
167	47.927	1:01.281

LAP 6 @ 17:36:09.031

NO	BEHIND	LAP TIME
11		52.214
111	1.925	53.117
7	6.856	54.354
35	7.474	54.196
58	7.737	54.118
75	8.266	54.416
188	8.614	56.161
34	8.851	54.558
19	1 Lap	1:05.896

95	23.789	56.834
10	30.433	56.138
113	30.516	57.292
18	34.373	57.004
31	34.971	58.379
67	43.543	59.551
57	46.235	1:00.098
40	47.727	59.798
412	49.891	1:00.413

LAP 7 @ 17:37:01.018

NO	BEHIND	LAP TIME
11		51.987
111	3.666	53.728
167	1 Lap	1:01.614
7	7.519	52.650
58	8.684	52.934
35	8.934	53.447
75	9.159	52.880
34	9.551	52.687
188	10.730	54.103
19	1 Lap	1:04.155
95	28.067	56.265
10	34.272	55.826
113	35.865	57.336
18	39.344	56.958
31	40.526	57.542
67	50.348	58.792

LAP 8 @ 17:37:53.360

NO	BEHIND	LAP TIME
11		52.342
57	1 Lap	1:00.848
40	1 Lap	59.450
111	4.662	53.338
412	1 Lap	1:00.746
7	7.479	52.302
58	8.694	52.352
35	10.038	53.446
34	10.517	53.308
75	11.070	54.253
188	12.622	54.234
167	1 Lap	1:02.454
95	32.688	56.963
19	1 Lap	1:04.632
10	38.842	56.912
113	41.204	57.681
18	43.535	56.533
31	46.030	57.846

LAP 9 @ 17:38:44.965

NO	BEHIND	LAP TIME
11		51.605
67	1 Lap	58.347
111	7.037	53.980
7	9.804	53.930
58	10.975	53.886
40	1 Lap	1:00.677
34	12.041	53.129
35	12.301	53.868
57	1 Lap	1:01.526
75	14.628	55.163
188	15.613	54.596

412	1 Lap	1:01.036
167	1 Lap	1:01.975
95	37.609	56.526
10	43.386	56.149
113	47.260	57.661
18	49.293	57.363
19	1 Lap	1:05.090

LAP 10 @ 17:39:36.707

NO	BEHIND	LAP TIME
11		51.742
31	1 Lap	58.244
111	8.265	52.970
7	10.549	52.487
58	11.125	51.892
67	1 Lap	58.237
34	11.930	51.631
35	14.043	53.484
75	19.074	56.188
40	1 Lap	1:00.144
188	20.520	56.649
57	1 Lap	1:00.471
412	1 Lap	1:01.318
167	1 Lap	1:01.979
95	42.608	56.741
10	48.415	56.771
113	52.977	57.459
18	54.336	56.785
19	1 Lap	1:03.893

Weather / Track : Cloudy / Dry

Results can be found at www.tsl-timing.com

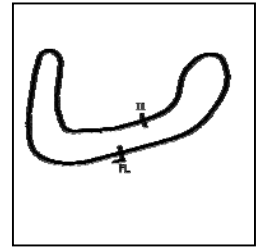
Brands Hatch Indy
Circuit Length = 1.2079 miles
Start: 17:30 Flag 17:39 End: 17:40

Printed - 17:41 Saturday, 10 March 2018

BMCRC - MRO Championships 2018 - Rnd 1 @ Brands Hatch Indy

RKB/BMCRC F1 & F2 Sidecars

RACE 18 - SECTOR ANALYSIS



SECTOR 1 = FL to I1, SECTOR 2 = I1 to FL, DIFF = Difference To Personal Best Lap, P = Crossed Finish Line in Pit Lane, D = Time Disallowed

P1 11 F1 GILBERT / TRITTON			YAMAHA -			
IDEAL LAP TIME : 51.309		BEST LAP TIME : 51.605		DIFFERENCE : 0.296		
LAP	SECTOR 1	SECTOR 2	LAP TIME	MPH	DIFF	TIME OF DAY
1 -		22.174	1:01.066	71.21	9.461	17:31:46.008
2 -	32.241	21.799	54.040	80.47	2.435	17:32:40.048
3 -	31.689	21.134	52.823	82.32	1.218	17:33:32.871
4 -	31.268	21.055	52.323	83.11	0.718	17:34:25.194
5 -	30.614	21.009	51.623 (2)	84.23	0.018	17:35:16.817
6 -	31.495	20.719	52.214	83.28	0.609	17:36:09.031
7 -	31.292	20.695	51.987	83.64	0.382	17:37:01.018
8 -	30.958	21.384	52.342	83.08	0.737	17:37:53.360
9 -	30.828	20.777	51.605 (1)	84.26		17:38:44.965
10 -	30.821	20.921	51.742 (3)	84.04	0.137	17:39:36.707

P2 111 F1 CABLE / PAWSEY			YAMAHA LCR -			
IDEAL LAP TIME : 52.221		BEST LAP TIME : 52.455		DIFFERENCE : 0.234		
LAP	SECTOR 1	SECTOR 2	LAP TIME	MPH	DIFF	TIME OF DAY
1 -		21.785	1:00.285	72.13	7.830	17:31:45.227
2 -	32.776	21.674	54.450	79.86	1.995	17:32:39.677
3 -	31.636	21.216	52.852 (2)	82.27	0.397	17:33:32.529
4 -	31.519	20.936	52.455 (1)	82.90		17:34:24.984
5 -	31.609	21.246	52.855 (3)	82.27	0.400	17:35:17.839
6 -	32.046	21.071	53.117	81.86	0.662	17:36:10.956
7 -	31.285	22.443	53.728	80.93	1.273	17:37:04.684
8 -	31.521	21.817	53.338	81.52	0.883	17:37:58.022
9 -	32.350	21.630	53.980	80.55	1.525	17:38:52.002
10 -	31.567	21.403	52.970	82.09	0.515	17:39:44.972

P3 7 F1 GRAY / PITT			YAMAHA - Brian Gray's Powerbiking			
IDEAL LAP TIME : 52.111		BEST LAP TIME : 52.302		DIFFERENCE : 0.191		
LAP	SECTOR 1	SECTOR 2	LAP TIME	MPH	DIFF	TIME OF DAY
1 -		22.360	1:02.297	69.80	9.995	17:31:47.239
2 -	32.841	22.284	55.125	78.88	2.823	17:32:42.364
3 -	32.279	21.449	53.728	80.93	1.426	17:33:36.092
4 -	31.533	21.474	53.007	82.03	0.705	17:34:29.099
5 -	31.396	21.038	52.434 (2)	82.93	0.132	17:35:21.533
6 -	32.712	21.642	54.354	80.00	2.052	17:36:15.887
7 -	31.378	21.272	52.650	82.59	0.348	17:37:08.537
8 -	31.241	21.061	52.302 (1)	83.14		17:38:00.839
9 -	31.804	22.126	53.930	80.63	1.628	17:38:54.769
10 -	31.073	21.414	52.487 (3)	82.85	0.185	17:39:47.256

P4 58 F1 KIRK / SMITHIES			YAMAHA LCR -			
IDEAL LAP TIME : 51.807		BEST LAP TIME : 51.892		DIFFERENCE : 0.085		
LAP	SECTOR 1	SECTOR 2	LAP TIME	MPH	DIFF	TIME OF DAY
1 -		21.771	1:00.185	72.25	8.293	17:31:45.127
2 -	32.905	22.290	55.195	78.78	3.303	17:32:40.322
3 -	32.481	22.212	54.693	79.50	2.801	17:33:35.015
4 -	32.311	21.958	54.269	80.13	2.377	17:34:29.284
5 -	31.745	21.621	53.366	81.48	1.474	17:35:22.650
6 -	31.903	22.215	54.118	80.35	2.226	17:36:16.768
7 -	31.496	21.438	52.934 (3)	82.15	1.042	17:37:09.702
8 -	31.456	20.896	52.352 (2)	83.06	0.460	17:38:02.054
9 -	31.156	22.730	53.886	80.70	1.994	17:38:55.940
10 -	30.911	20.981	51.892 (1)	83.80		17:39:47.832

P5 34 F1 S CHRISTIE / A CHRISTIE			YAMAHA LCR - Christie Engineering Services			
IDEAL LAP TIME : 51.435		BEST LAP TIME : 51.631		DIFFERENCE : 0.196		
LAP	SECTOR 1	SECTOR 2	LAP TIME	MPH	DIFF	TIME OF DAY

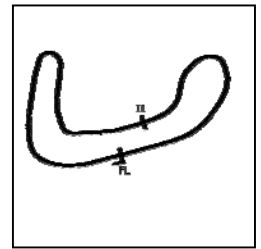
Weather / Track : Cloudy / Dry

Brands Hatch Indy
Circuit Length = 1.2079 miles
Start: 17:30 Flag 17:39 End: 17:40

BMCRC - MRO Championships 2018 - Rnd 1 @ Brands Hatch Indy

RKB/BMCRC F1 & F2 Sidecars

RACE 18 - SECTOR ANALYSIS



SECTOR 1 = FL to I1, SECTOR 2 = I1 to FL, DIFF = Difference To Personal Best Lap, P = Crossed Finish Line in Pit Lane, D = Time Disallowed

1 -		22.517	1:01.154	71.10	9.523	17:31:46.096
2 -	33.952	21.929	55.881	77.81	4.250	17:32:41.977
3 -	32.834	21.563	54.397	79.94	2.766	17:33:36.374
4 -	32.033	21.484	53.517	81.25	1.886	17:34:29.891
5 -	31.990	21.443	53.433	81.38	1.802	17:35:23.324
6 -	32.155	22.403	54.558	79.70	2.927	17:36:17.882
7 -	31.761	20.926	52.687 (2)	82.53	1.056	17:37:10.569
8 -	32.268	21.040	53.308	81.57	1.677	17:38:03.877
9 -	31.598	21.531	53.129 (3)	81.84	1.498	17:38:57.006
10 -	30.509	21.122	51.631 (1)	84.22		17:39:48.637

P6 35 F2 REEVES / THOMAS			HONDA LCR - Reeves Water Services			
IDEAL LAP TIME : 53.180		BEST LAP TIME : 53.446	DIFFERENCE : 0.266			
LAP	SECTOR 1	SECTOR 2	LAP TIME	MPH	DIFF	TIME OF DAY
1 -		22.309	1:01.704	70.47	8.258	17:31:46.646
2 -	33.177	21.782	54.959	79.12	1.513	17:32:41.605
3 -	31.568	22.154	53.722	80.94	0.276	17:33:35.327
4 -	31.853	21.673	53.526	81.24	0.080	17:34:28.853
5 -	31.844	21.612	53.456 (3)	81.34	0.010	17:35:22.309
6 -	31.937	22.259	54.196	80.23	0.750	17:36:16.505
7 -	31.621	21.826	53.447 (2)	81.36	0.001	17:37:09.952
8 -	31.813	21.633	53.446 (1)	81.36		17:38:03.398
9 -	32.080	21.788	53.868	80.72	0.422	17:38:57.266
10 -	31.628	21.856	53.484	81.30	0.038	17:39:50.750

P7 75 F1 CLARKE / CLARKE			SUZUKI Windle - CYB fibreglass Technology			
IDEAL LAP TIME : 52.880		BEST LAP TIME : 52.880	DIFFERENCE : 0.000			
LAP	SECTOR 1	SECTOR 2	LAP TIME	MPH	DIFF	TIME OF DAY
1 -		22.565	1:02.381	69.70	9.501	17:31:47.323
2 -	32.744	21.956	54.700	79.49	1.820	17:32:42.023
3 -	32.139	21.470	53.609 (3)	81.11	0.729	17:33:35.632
4 -	32.323	21.557	53.880	80.70	1.000	17:34:29.512
5 -	31.911	21.458	53.369 (2)	81.48	0.489	17:35:22.881
6 -	32.535	21.881	54.416	79.91	1.536	17:36:17.297
7 -	31.809	21.071	52.880 (1)	82.23		17:37:10.177
8 -	32.943	21.310	54.253	80.15	1.373	17:38:04.430
9 -	32.991	22.172	55.163	78.83	2.283	17:38:59.593
10 -	33.830	22.358	56.188	77.39	3.308	17:39:55.781

P8 188 F2 M&R VANNIEUWENHUYSE			Shelbourne - Norton Owners club Flanders Branch			
IDEAL LAP TIME : 53.206		BEST LAP TIME : 53.206	DIFFERENCE : 0.000			
LAP	SECTOR 1	SECTOR 2	LAP TIME	MPH	DIFF	TIME OF DAY
1 -		22.720	1:01.668	70.51	8.462	17:31:46.610
2 -	32.410	22.025	54.435	79.88	1.229	17:32:41.045
3 -	31.847	21.970	53.817 (3)	80.80	0.611	17:33:34.862
4 -	31.697	21.509	53.206 (1)	81.73		17:34:28.068
5 -	31.804	21.612	53.416 (2)	81.41	0.210	17:35:21.484
6 -	33.053	23.108	56.161	77.43	2.955	17:36:17.645
7 -	32.422	21.681	54.103	80.37	0.897	17:37:11.748
8 -	32.020	22.214	54.234	80.18	1.028	17:38:05.982
9 -	31.959	22.637	54.596	79.65	1.390	17:39:00.578
10 -	33.106	23.543	56.649	76.76	3.443	17:39:57.227

P9 95 F2 REMNANT / TILLEY			LUMLEY -			
IDEAL LAP TIME : 56.265		BEST LAP TIME : 56.265	DIFFERENCE : 0.000			
LAP	SECTOR 1	SECTOR 2	LAP TIME	MPH	DIFF	TIME OF DAY
1 -		22.778	1:03.740	68.22	7.475	17:31:48.682
2 -	34.587	22.659	57.246	75.96	0.981	17:32:45.928
3 -	33.847	22.669	56.516 (2)	76.94	0.251	17:33:42.444
4 -	34.141	22.855	56.996	76.29	0.731	17:34:39.440

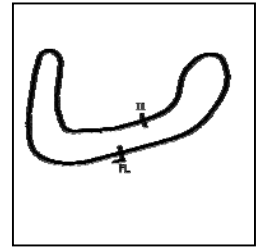
Weather / Track : Cloudy / Dry

Brands Hatch Indy
Circuit Length = 1.2079 miles
Start: 17:30 Flag 17:39 End: 17:40

BMCRC - MRO Championships 2018 - Rnd 1 @ Brands Hatch Indy

RKB/BMCRC F1 & F2 Sidecars

RACE 18 - SECTOR ANALYSIS



SECTOR 1 = FL to I1, SECTOR 2 = I1 to FL, DIFF = Difference To Personal Best Lap, P = Crossed Finish Line in Pit Lane, D = Time Disallowed

5 -	33.850	22.696	56.546	76.90	0.281	17:35:35.986
6 -	34.055	22.779	56.834	76.51	0.569	17:36:32.820
7 -	33.655	22.610	56.265 (1)	77.28		17:37:29.085
8 -	33.990	22.973	56.963	76.34	0.698	17:38:26.048
9 -	33.749	22.777	56.526 (3)	76.93	0.261	17:39:22.574
10 -	33.975	22.766	56.741	76.63	0.476	17:40:19.315

P10	10 F1	WEBB / BYRNE	SUZUKI LCR - ANtech Racing			
IDEAL LAP TIME : 54.943		BEST LAP TIME : 54.943	DIFFERENCE : 0.000			

LAP	SECTOR 1	SECTOR 2	LAP TIME	MPH	DIFF	TIME OF DAY
1 -		24.443	1:09.934	62.18	14.991	17:31:54.876
2 -	35.174	22.730	57.904	75.10	2.961	17:32:52.780
3 -	36.907	23.221	1:00.128	72.32	5.185	17:33:52.908
4 -	33.485	21.990	55.475 (2)	78.38	0.532	17:34:48.383
5 -	33.012	21.931	54.943 (1)	79.14		17:35:43.326
6 -	33.670	22.468	56.138	77.46	1.195	17:36:39.464
7 -	33.227	22.599	55.826 (3)	77.89	0.883	17:37:35.290
8 -	34.413	22.499	56.912	76.40	1.969	17:38:32.202
9 -	33.790	22.359	56.149	77.44	1.206	17:39:28.351
10 -	34.356	22.415	56.771	76.59	1.828	17:40:25.122

P11	113 F1	RESTALL / HART	YAMAHA RCN -			
IDEAL LAP TIME : 56.931		BEST LAP TIME : 57.223	DIFFERENCE : 0.292			

LAP	SECTOR 1	SECTOR 2	LAP TIME	MPH	DIFF	TIME OF DAY
1 -		23.237	1:05.447	66.44	8.224	17:31:50.389
2 -	35.403	23.126	58.529	74.29	1.306	17:32:48.918
3 -	35.295	22.883	58.178	74.74	0.955	17:33:47.096
4 -	34.491	22.732	57.223 (1)	75.99		17:34:44.319
5 -	34.703	23.233	57.936	75.05	0.713	17:35:42.255
6 -	34.482	22.810	57.292 (2)	75.90	0.069	17:36:39.547
7 -	34.466	22.870	57.336 (3)	75.84	0.113	17:37:36.883
8 -	34.660	23.021	57.681	75.39	0.458	17:38:34.564
9 -	34.540	23.121	57.661	75.41	0.438	17:39:32.225
10 -	34.199	23.260	57.459	75.68	0.236	17:40:29.684

P12	18 F2	BLACKWOOD / BLACKWOOD	SUZUKI Shelbourne -			
IDEAL LAP TIME : 56.278		BEST LAP TIME : 56.381	DIFFERENCE : 0.103			

LAP	SECTOR 1	SECTOR 2	LAP TIME	MPH	DIFF	TIME OF DAY
1 -		24.525	1:09.507	62.56	13.126	17:31:54.449
2 -	34.698	23.457	58.155	74.77	1.774	17:32:52.604
3 -	36.539	23.800	1:00.339	72.06	3.958	17:33:52.943
4 -	34.389	22.687	57.076	76.18	0.695	17:34:50.019
5 -	33.623	22.758	56.381 (1)	77.12		17:35:46.400
6 -	33.591	23.413	57.004	76.28	0.623	17:36:43.404
7 -	34.039	22.919	56.958	76.34	0.577	17:37:40.362
8 -	33.728	22.805	56.533 (2)	76.92	0.152	17:38:36.895
9 -	34.155	23.208	57.363	75.80	0.982	17:39:34.258
10 -	33.934	22.851	56.785 (3)	76.58	0.404	17:40:31.043

P13	31 F2	MUNRO / PETTMAN	YAMAHA Shelbourne - Teston Tours / Allbikes			
IDEAL LAP TIME : 57.497		BEST LAP TIME : 57.542	DIFFERENCE : 0.045			

LAP	SECTOR 1	SECTOR 2	LAP TIME	MPH	DIFF	TIME OF DAY
1 -		23.892	1:07.862	64.07	10.320	17:31:52.804
2 -	35.595	23.379	58.974	73.73	1.432	17:32:51.778
3 -	34.868	23.289	58.157	74.77	0.615	17:33:49.935
4 -	34.362	23.489	57.851	75.16	0.309	17:34:47.786
5 -	34.494	23.343	57.837 (2)	75.18	0.295	17:35:45.623
6 -	35.129	23.250	58.379	74.48	0.837	17:36:44.002
7 -	34.391	23.151	57.542 (1)	75.57		17:37:41.544
8 -	34.346	23.500	57.846 (3)	75.17	0.304	17:38:39.390

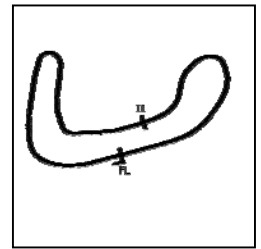
Weather / Track : Cloudy / Dry

Brands Hatch Indy
Circuit Length = 1.2079 miles
Start: 17:30 Flag 17:39 End: 17:40

BMCRC - MRO Championships 2018 - Rnd 1 @ Brands Hatch Indy

RKB/BMCRC F1 & F2 Sidecars

RACE 18 - SECTOR ANALYSIS



SECTOR 1 = FL to I1, SECTOR 2 = I1 to FL, DIFF = Difference To Personal Best Lap, P = Crossed Finish Line in Pit Lane, D = Time Disallowed

9 - 34.788 23.456 58.244 74.66 0.702 17:39:37.634

P14 67 F1 JEFFREY / CASWELL			Windle - MJP racing			
IDEAL LAP TIME : 58.191		BEST LAP TIME : 58.237		DIFFERENCE : 0.046		
LAP	SECTOR 1	SECTOR 2	LAP TIME	MPH	DIFF	TIME OF DAY
1 -		23.982	1:07.433	64.48	9.196	17:31:52.375
2 -	36.343	23.844	1:00.187	72.25	1.950	17:32:52.562
3 -	36.438	23.934	1:00.372	72.03	2.135	17:33:52.934
4 -	36.272	23.840	1:00.112	72.34	1.875	17:34:53.046
5 -	36.182	23.795	59.977	72.50	1.740	17:35:53.023
6 -	35.883	23.668	59.551	73.02	1.314	17:36:52.574
7 -	35.582	23.210	58.792 (3)	73.96	0.555	17:37:51.366
8 -	35.063	23.284	58.347 (2)	74.53	0.110	17:38:49.713
9 -	34.981	23.256	58.237 (1)	74.67		17:39:47.950

P15 40 F2 SMITH / DOBIE			YAMAHA Baker - R & S Terry Developments			
IDEAL LAP TIME : 59.450		BEST LAP TIME : 59.450		DIFFERENCE : 0.000		
LAP	SECTOR 1	SECTOR 2	LAP TIME	MPH	DIFF	TIME OF DAY
1 -		24.999	1:09.626	62.45	10.176	17:31:54.568
2 -	36.770	24.555	1:01.325	70.91	1.875	17:32:55.893
3 -	36.542	24.178	1:00.720	71.61	1.270	17:33:56.613
4 -	36.321	24.087	1:00.408	71.98	0.958	17:34:57.021
5 -	35.503	24.436	59.939 (3)	72.55	0.489	17:35:56.960
6 -	35.717	24.081	59.798 (2)	72.72	0.348	17:36:56.758
7 -	35.383	24.067	59.450 (1)	73.14		17:37:56.208
8 -	36.095	24.582	1:00.677	71.66	1.227	17:38:56.885
9 -	35.970	24.174	1:00.144	72.30	0.694	17:39:57.029

P16 57 F1 ANDERSON / MASTERS			YAMAHA Baker -			
IDEAL LAP TIME : 59.417		BEST LAP TIME : 59.417		DIFFERENCE : 0.000		
LAP	SECTOR 1	SECTOR 2	LAP TIME	MPH	DIFF	TIME OF DAY
1 -		25.337	1:10.177	61.96	10.760	17:31:55.119
2 -	35.797	23.620	59.417 (1)	73.18		17:32:54.536
3 -	36.186	23.809	59.995 (3)	72.48	0.578	17:33:54.531
4 -	35.930	23.861	59.791 (2)	72.73	0.374	17:34:54.322
5 -	36.620	24.226	1:00.846	71.46	1.429	17:35:55.168
6 -	36.029	24.069	1:00.098	72.35	0.681	17:36:55.266
7 -	36.146	24.702	1:00.848	71.46	1.431	17:37:56.114
8 -	36.990	24.536	1:01.526	70.67	2.109	17:38:57.640
9 -	36.111	24.360	1:00.471	71.91	1.054	17:39:58.111

P17 412 F1 PETTIS / PHILLIPS			KTM 1190 RSR - Ktp motorcycles			
IDEAL LAP TIME : 59.495		BEST LAP TIME : 59.644		DIFFERENCE : 0.149		
LAP	SECTOR 1	SECTOR 2	LAP TIME	MPH	DIFF	TIME OF DAY
1 -		24.941	1:10.415	61.75	10.771	17:31:55.357
2 -	38.068	24.059	1:02.127	69.99	2.483	17:32:57.484
3 -	36.544	23.814	1:00.358 (2)	72.04	0.714	17:33:57.842
4 -	37.164	23.859	1:01.023	71.26	1.379	17:34:58.865
5 -	36.343	23.301	59.644 (1)	72.90		17:35:58.509
6 -	36.494	23.919	1:00.413 (3)	71.98	0.769	17:36:58.922
7 -	36.194	24.552	1:00.746	71.58	1.102	17:37:59.668
8 -	36.553	24.483	1:01.036	71.24	1.392	17:39:00.704
9 -	37.225	24.093	1:01.318	70.91	1.674	17:40:02.022

P18 167 F2 PETTMAN / CREW			YAMAHA Windle -			
IDEAL LAP TIME : 1:01.106		BEST LAP TIME : 1:01.189		DIFFERENCE : 0.083		
LAP	SECTOR 1	SECTOR 2	LAP TIME	MPH	DIFF	TIME OF DAY
1 -		25.276	1:12.648	59.85	11.459	17:31:57.590
2 -	37.754	24.824	1:02.578	69.49	1.389	17:33:00.168

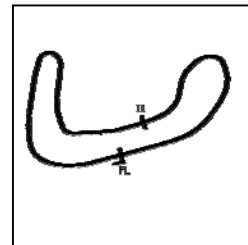
Weather / Track : Cloudy / Dry

Brands Hatch Indy
Circuit Length = 1.2079 miles
Start: 17:30 Flag 17:39 End: 17:40

BMCRC - MRO Championships 2018 - Rnd 1 @ Brands Hatch Indy

RKB/BMCRC F1 & F2 Sidecars

RACE 18 - SECTOR ANALYSIS



SECTOR 1 = FL to I1, SECTOR 2 = I1 to FL, DIFF = Difference To Personal Best Lap, P = Crossed Finish Line in Pit Lane, D = Time Disallowed

Lap	Time	Best Time	Diff	MPH	Diff	Time of Day
3 -	37.589	24.517		1:02.106	70.01	0.917 17:34:02.274
4 -	36.742	24.447		1:01.189 (1)	71.06	17:35:03.463
5 -	36.659	24.622		1:01.281 (2)	70.96	0.092 17:36:04.744
6 -	36.957	24.657		1:01.614 (3)	70.57	0.425 17:37:06.358
7 -	37.603	24.851		1:02.454	69.62	1.265 17:38:08.812
8 -	37.303	24.672		1:01.975	70.16	0.786 17:39:10.787
9 -	37.268	24.711		1:01.979	70.16	0.790 17:40:12.766

P19 19 F1		MACBRIDE / THOMPSON		SUZUKI LCR - Nick Webb		
IDEAL LAP TIME : 1:03.490		BEST LAP TIME : 1:03.893		DIFFERENCE : 0.403		

LAP	SECTOR 1	SECTOR 2	LAP TIME	MPH	DIFF	TIME OF DAY
1 -		25.750	1:13.788	58.93	9.895	17:31:58.730
2 -	38.889	25.680	1:04.569 (3)	67.34	0.676	17:33:03.299
3 -	40.263	26.039	1:06.302	65.58	2.409	17:34:09.601
4 -	39.598	25.655	1:05.253	66.64	1.360	17:35:14.854
5 -	39.993	25.903	1:05.896	65.99	2.003	17:36:20.750
6 -	38.899	25.256	1:04.155 (2)	67.78	0.262	17:37:24.905
7 -	38.809	25.823	1:04.632	67.28	0.739	17:38:29.537
8 -	39.342	25.748	1:05.090	66.80	1.197	17:39:34.627
9 -	38.234	25.659	1:03.893 (1)	68.06		17:40:38.520

P20 25 F1		MACLAURIN / WATSON		YAMAHA LCR - fileder filter systems		
IDEAL LAP TIME : 51.810		BEST LAP TIME : 51.883		DIFFERENCE : 0.073		

LAP	SECTOR 1	SECTOR 2	LAP TIME	MPH	DIFF	TIME OF DAY
1 -		21.109	57.441	75.70	5.558	17:31:42.383
2 -	31.058	20.825	51.883 (1)	83.81		17:32:34.266
3 -	31.191	20.752	51.943 (2)	83.71	0.060	17:33:26.209
4 -	31.324	20.800	52.124 (3)	83.42	0.241	17:34:18.333

P21 2 F1		R CROWE / C CROWE		TRIUMPH HCR -		
IDEAL LAP TIME :		BEST LAP TIME :		DIFFERENCE :		

LAP	SECTOR 1	SECTOR 2	LAP TIME	MPH	DIFF	TIME OF DAY
1 -		21.658	59.092	73.58		17:31:44.034

P22 121 F1		LAWRENCE / HUGHES		YAMAHA LCR -		
IDEAL LAP TIME :		BEST LAP TIME :		DIFFERENCE :		

LAP	SECTOR 1	SECTOR 2	LAP TIME	MPH	DIFF	TIME OF DAY
1 -		24.833	1:09.692	62.39		17:31:54.634

BMCRC - MRO Championships 2018 - Rnd 1 @ Brands Hatch Indy

RKB/BMCRC F1 & F2 Sidecars

RACE 18 - BEST SECTORS

SECTOR 1			SECTOR 2			IDEAL / BEST COMPARISON						
POS	NO	NAME	TIME	NO	NAME	TIME	POS	NO	NAME	IDEAL	BEST	DIFF
									PERFECT LAP	51.204		
1	34	S CHRISTIE / A CHRISTIE	30.509	11	GILBERT / TRITTON	20.695	1	11	GILBERT / TRITTON	51.309	51.605	0.296
2	11	GILBERT / TRITTON	30.614	25	MACLAURIN / WATSON	20.752	2	34	S CHRISTIE / A CHRI	51.435	51.631	0.196
3	58	KIRK / SMITHIES	30.911	58	KIRK / SMITHIES	20.896	3	58	KIRK / SMITHIES	51.807	51.892	0.085
4	25	MACLAURIN / WATSON	31.058	34	S CHRISTIE / A CHRISTIE	20.926	4	25	MACLAURIN / WATSON	51.810	51.883	0.073
5	7	GRAY / PITT	31.073	111	CABLE / PAWSEY	20.936	5	7	GRAY / PITT	52.111	52.302	0.191
6	111	CABLE / PAWSEY	31.285	7	GRAY / PITT	21.038	6	111	CABLE / PAWSEY	52.221	52.455	0.234
7	35	REEVES / THOMAS	31.568	75	CLARKE / CLARKE	21.071	7	75	CLARKE / CLARKE	52.880	52.880	0.000
8	188	M&R VANNIEUWENHUYSE	31.697	188	M&R VANNIEUWENHUYSE	21.509	8	35	REEVES / THOMAS	53.180	53.446	0.266
9	75	CLARKE / CLARKE	31.809	35	REEVES / THOMAS	21.612	9	188	M&R VANNIEUWENH	53.206	53.206	0.000
10	10	WEBB / BYRNE	33.012	2	R CROWE / C CROWE	21.658	10	10	WEBB / BYRNE	54.943	54.943	0.000
11	18	BLACKWOOD / BLACKWOOD	33.591	10	WEBB / BYRNE	21.931	11	95	REMNANT / TILLEY	56.265	56.265	0.000
12	95	REMNANT / TILLEY	33.655	95	REMNANT / TILLEY	22.610	12	18	BLACKWOOD / BLAC	56.278	56.381	0.103
13	113	RESTALL / HART	34.199	18	BLACKWOOD / BLACKWOOD	22.687	13	113	RESTALL / HART	56.931	57.223	0.292
14	31	MUNRO / PETTMAN	34.346	113	RESTALL / HART	22.732	14	31	MUNRO / PETTMAN	57.497	57.542	0.045
15	67	JEFFREY / CASWELL	34.981	31	MUNRO / PETTMAN	23.151	15	67	JEFFREY / CASWELL	58.191	58.237	0.046
16	40	SMITH / DOBIE	35.383	67	JEFFREY / CASWELL	23.210	16	57	ANDERSON / MASTE	59.417	59.417	0.000
17	57	ANDERSON / MASTERS	35.797	412	PETTIS / PHILLIPS	23.301	17	40	SMITH / DOBIE	59.450	59.450	0.000
18	412	PETTIS / PHILLIPS	36.194	57	ANDERSON / MASTERS	23.620	18	412	PETTIS / PHILLIPS	59.495	59.644	0.149
19	167	PETTMAN / CREW	36.659	40	SMITH / DOBIE	24.067	19	167	PETTMAN / CREW	1:01.106	1:01.189	0.083
20	19	MACBRIDE / THOMPSON	38.234	167	PETTMAN / CREW	24.447	20	19	MACBRIDE / THOMP	1:03.490	1:03.893	0.403
21				121	LAWRENCE / HUGHES	24.833	21	121	LAWRENCE / HUGHES			
22				19	MACBRIDE / THOMPSON	25.256	22	2	R CROWE / C CROW			

Weather / Track : Cloudy / Dry

Results can be found at www.tsl-timing.com

Brands Hatch Indy
Circuit Length = 1.2079 miles
Start: 17:30 Flag 17:39 End: 17:40

Printed - 17:42 Saturday, 10 March 2018

BMCRC - MRO Championships 2018 - Rnd 1 @ Brands Hatch Indy

RKB/BMCRC F1 & F2 Sidecars

RACE 9 - GRID (12 Laps)

ROW 13	26		25	17 SCHOFIELD / WATERS
ROW 12	24	71 SCHOFIELD / TAYLOR	23	5 TAYLOR / FIELD
ROW 11	22	121 LAWRENCE / HUGHES	21	2 R CROWE / C CROWE
ROW 10	20	1:03.893 19 MACBRIDE / THOMPSON	19	1:01.189 167 PETTMAN / CREW
ROW 9	18	59.644 412 PETTIS / PHILLIPS	17	59.450 40 SMITH / DOBIE
ROW 8	16	59.417 57 ANDERSON / MASTERS	15	58.237 67 JEFFREY / CASWELL
ROW 7	14	57.542 31 MUNRO / PETTMAN	13	57.223 113 RESTALL / HART
ROW 6	12	56.381 18 BLACKWOOD / BLACKWOOD	11	56.265 95 REMNANT / TILLEY
ROW 5	10	54.943 10 WEBB / BYRNE	9	53.446 35 REEVES / THOMAS
ROW 4	8	53.206 188 M&R VANNIEUWENHUYSE	7	52.880 75 CLARKE / CLARKE
ROW 3	6	52.455 111 CABLE / PAWSEY	5	52.302 7 GRAY / PITT
ROW 2	4	51.892 58 KIRK / SMITHIES	3	51.883 25 MACLAURIN / WATSON
ROW 1	2	51.631 34 S CHRISTIE / A CHRISTIE	1	51.605 11 GILBERT / TRITTON
Pole				

Brands Hatch Indy
Circuit Length = 1.2079 miles

These results are provisional until the conclusion of any judicial and technical matters.

Clerk Of Course :	Timekeeper :
-------------------	--------------

Results can be found at www.tsl-timing.com

Printed - 17:42 Saturday, 10 March 2018



BMCRC - MRO Championships 2018 - Rnd 1 @ Brands Hatch Indy

RKB/BMCRC F1 & F2 Sidecars

RACE 9 - CLASSIFICATION

POS	NO	CL	PIC NAME	ENTRY	LAPS	TIME	GAP	DIFF	MPH	BEST	ON
1	7	F1	1 GRAY / PITT	YAMAHA - Brian Gray's Powerbiking	12	10:59.322			79.14	53.522	4
2	34	F1	2 S CHRISTIE / A CHRISTIE	YAMAHA LCR - Christie Engineering Services	12	11:05.088	5.766	5.766	78.46	53.601	10
3	35	F2	1 REEVES / THOMAS	HONDA LCR - Reeves Water Services	12	11:07.121	7.799	2.033	78.22	53.949	9
4	58	F1	3 KIRK / SMITHIES	YAMAHA LCR -	12	11:07.358	8.036	0.237	78.19	53.242	10
5	188	F2	2 M&R VANNIEUWENHUYSE	Shelbourne - Norton Owners club Flanders Branch	12	11:17.478	18.156	10.120	77.02	54.324	4
6	75	F1	4 CLARKE / CLARKE	SUZUKI Windle - CYB fibreglass Technology	12	11:21.493	22.171	4.015	76.57	53.459	6
7	18	F2	3 BLACKWOOD / BLACKWOOD	SUZUKI Shelbourne -	12	11:38.715	39.393	17.222	74.68	56.912	10
8	31	F2	4 MUNRO / PETTMAN	YAMAHA Shelbourne - Teston Tours / Allbikes	11	11:01.851	1 Lap	1 Lap	72.27	58.196	5
9	10	F1	5 WEBB / BYRNE	SUZUKI LCR - ANtech Racing	11	11:05.024	1 Lap	3.173	71.92	55.929	11
10	5	F2	5 TAYLOR / FIELD	LCR - Velocity V1	11	11:05.255	1 Lap	0.231	71.90	58.156	11
11	57	F1	6 ANDERSON / MASTERS	YAMAHA Baker -	11	11:07.028	1 Lap	1.773	71.71	57.452	11
12	40	F2	6 SMITH / DOBIE	YAMAHA Baker - R & S Terry Developments	11	11:32.631	1 Lap	25.603	69.06	1:01.227	9
13	67	F1	7 JEFFREY / CASWELL	Windle - MJP racing	11	11:32.938	1 Lap	0.307	69.03	1:00.770	11
14	412	F1	8 PETTIS / PHILLIPS	KTM 1190 RSR - Ktp motorcycles	11	11:33.586	1 Lap	0.648	68.96	1:00.984	9
15	121	F1	9 LAWRENCE / HUGHES	YAMAHA LCR -	11	11:33.887	1 Lap	0.301	68.93	59.232	11
16	167	F2	7 PETTMAN / CREW	YAMAHA Windle -	11	11:50.279	1 Lap	16.392	67.34	1:02.572	8
17	19	F1	10 MACBRIDE / THOMPSON	SUZUKI LCR - Nick Webb	10	11:30.517	2 Laps	1 Lap	62.97	1:06.080	6

NOT CLASSIFIED

DNF	2	F1	R CROWE / C CROWE	TRIUMPH HCR -	7	7:10.777	5 Laps	3 Laps	70.66	54.308	3
DNF	11	F1	GILBERT / TRITTON	YAMAHA -	0						
DNF	113	F1	RESTALL / HART	YAMAHA RCN -	0						
DNF	71	F2	SCHOFIELD / TAYLOR	HONDA Ireson - the sand witch food company	0						

FASTEST LAP

58	F1	KIRK / SMITHIES	YAMAHA LCR -	10	53.242	81.67 mph	131.44 kph
35	F2	REEVES / THOMAS	HONDA LCR - Reeves Water Services	9	53.949	80.60 mph	129.72 kph

Class F1 - 92.5% of Race Speed = 73.20 mph

Class F2 - 92.5% of Race Speed = 72.35 mph

Brands Hatch Indy
Circuit Length = 1.2079 miles
Start: 13:58 Flag 14:09 End: 14:10

Weather / Track : Cloudy / Dry

These results are provisional until the conclusion of any judicial and technical matters.

Clerk Of Course :	Timekeeper :
-------------------	--------------

Results can be found at www.tsl-timing.com

Printed - 14:11 Sunday, 11 March 2018



BMCR - MRO Championships 2018 - Rnd 1 @ Brands Hatch Indy

RKB/BMCR F1 & F2 Sidecars

RACE 9 - LAP CHART

LAP 1 @ 13:59:32.420		
NO	BEHIND	LAP TIME

34		1:00.905
7	1.647	1:02.552
35	2.145	1:03.050
58	2.216	1:03.121
188	2.589	1:03.494
75	2.916	1:03.821
18	4.649	1:05.554
2	4.793	1:05.698
57	6.437	1:07.342
31	8.032	1:08.937
67	8.725	1:09.630
5	10.202	1:11.107
40	10.475	1:11.380
412	11.912	1:12.817
10	12.168	1:13.073
167	13.982	1:14.887
121	14.560	1:15.465
19	18.508	1:19.413

LAP 2 @ 14:00:27.812		
NO	BEHIND	LAP TIME

34		55.392
7	0.919	54.664
35	1.728	54.975
58	3.095	56.271
188	3.869	56.672
75	4.218	56.694
2	5.044	55.643
18	7.809	58.552
57	12.492	1:01.447
31	12.955	1:00.315
5	15.631	1:00.821
67	15.874	1:02.541
40	17.083	1:02.000
10	18.329	1:01.553
412	20.100	1:03.580
167	21.988	1:03.398
121	24.804	1:05.636
19	32.307	1:09.191

LAP 3 @ 14:01:21.903		
NO	BEHIND	LAP TIME

34		54.091
7	0.714	53.886
35	2.300	54.663
58	3.849	54.845
188	4.685	54.907
75	4.984	54.857
2	5.261	54.308
18	11.063	57.345
31	18.617	59.753
57	19.327	1:00.926
5	21.583	1:00.043
10	25.397	1:01.159
40	25.713	1:02.721
67	27.612	1:05.829
412	28.029	1:02.020
167	30.997	1:03.100
121	35.596	1:04.883
19	45.721	1:07.505

LAP 4 @ 14:02:15.853		
NO	BEHIND	LAP TIME

34		53.950
7	0.286	53.522
35	2.850	54.500
58	4.305	54.406
188	5.059	54.324
75	5.294	54.260
2	5.703	54.392
18	14.409	57.296
31	23.671	59.004
57	25.436	1:00.059
5	26.945	59.312
10	32.035	1:00.588
40	34.407	1:02.644
67	36.063	1:02.401
412	36.784	1:02.705
167	39.752	1:02.705
121	45.242	1:03.596

LAP 5 @ 14:03:09.640		
NO	BEHIND	LAP TIME

34		53.787
7	0.521	54.022
35	3.597	54.534
58	4.827	54.309
19	1 Lap	1:07.427
75	5.714	54.207
188	5.802	54.530
18	18.031	57.409
31	28.080	58.196
57	32.332	1:00.683
2	32.551	1:20.635 P
5	32.664	59.506
10	37.386	59.138
40	42.446	1:01.826
67	44.815	1:02.539
412	45.147	1:02.150
167	48.905	1:02.940

LAP 6 @ 14:04:03.522		
NO	BEHIND	LAP TIME

34		53.882
121	1 Lap	1:03.032
7	0.684	54.045
35	3.789	54.074
58	4.308	53.363
75	5.291	53.459
188	7.329	55.409
19	1 Lap	1:07.958
18	21.605	57.456
31	32.736	58.538
57	38.388	59.938
5	38.480	59.698
10	42.759	59.255
2	42.970	1:04.301
40	51.417	1:02.853
67	53.079	1:02.146
412	53.171	1:01.906

LAP 7 @ 14:04:58.455		
NO	BEHIND	LAP TIME

7		54.249
34	2.215	57.148
35	2.874	54.018
167	1 Lap	1:02.987
58	5.817	56.442
75	6.457	56.099
121	1 Lap	1:01.659
188	7.965	55.569
18	24.264	57.592
19	1 Lap	1:06.080
31	37.303	59.500
57	43.561	1:00.106
2	43.837	55.800
5	43.932	1:00.385
10	45.191	57.365

LAP 8 @ 14:05:54.369		
NO	BEHIND	LAP TIME

7		55.914
35	3.257	56.297
40	1 Lap	1:02.769
34	3.652	57.351
412	1 Lap	1:01.764
58	4.514	54.611
67	1 Lap	1:02.363
75	7.291	56.748
188	7.838	55.787
167	1 Lap	1:03.591
121	1 Lap	1:00.664
18	25.972	57.622
31	40.935	59.546
19	1 Lap	1:06.804
57	47.222	59.575
5	47.299	59.281
10	47.434	58.157

LAP 9 @ 14:06:48.941		
NO	BEHIND	LAP TIME

7		54.572
35	2.634	53.949
34	2.775	53.695
58	5.465	55.523
75	10.549	57.830
40	1 Lap	1:01.850
412	1 Lap	1:01.876
188	11.549	58.283
67	1 Lap	1:01.940
121	1 Lap	1:00.548
167	1 Lap	1:02.572
18	28.775	57.375
31	46.145	59.782
5	51.312	58.585
57	53.487	1:00.837

LAP 10 @ 14:07:42.870		
NO	BEHIND	LAP TIME

7		53.929
10	1 Lap	1:01.303
19	2 Laps	1:07.565
34	2.447	53.601

35	3.391	54.686
58	4.778	53.242
75	13.082	56.462
188	14.072	56.452
40	1 Lap	1:01.227
412	1 Lap	1:00.984
67	1 Lap	1:01.357
121	1 Lap	59.799
167	1 Lap	1:03.143
18	31.758	56.912
31	50.774	58.558

LAP 11 @ 14:08:37.059		
NO	BEHIND	LAP TIME

7		54.189
5	1 Lap	58.361
10	1 Lap	57.504
57	1 Lap	58.663
34	4.078	55.820
35	4.589	55.387
58	4.674	54.085
19	2 Laps	1:09.162
188	16.219	56.336
75	17.113	58.220
40	1 Lap	1:01.759
412	1 Lap	1:01.951
67	1 Lap	1:01.422
121	1 Lap	59.373
18	35.636	58.067
167	1 Lap	1:05.397

LAP 12 @ 14:09:30.837		
NO	BEHIND	LAP TIME

7		53.778
31	1 Lap	59.722
10	1 Lap	55.929
34	5.766	55.466
5	1 Lap	58.156
57	1 Lap	57.452
35	7.799	56.988
58	8.036	57.140
188	18.156	55.715
75	22.171	58.836
19	2 Laps	1:09.412
40	1 Lap	1:01.602
67	1 Lap	1:00.770
412	1 Lap	1:01.833
121	1 Lap	59.232
18	39.393	57.535
167	1 Lap	1:05.559

Weather / Track : Cloudy / Dry

Results can be found at www.tsl-timing.com

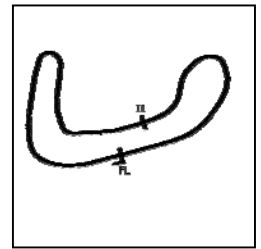
Brands Hatch Indy
Circuit Length = 1.2079 miles
Start: 13:58 Flag 14:09 End: 14:10

Printed - 14:12 Sunday, 11 March 2018

BMCRC - MRO Championships 2018 - Rnd 1 @ Brands Hatch Indy

RKB/BMCRC F1 & F2 Sidecars

RACE 9 - SECTOR ANALYSIS



SECTOR 1 = FL to I1, SECTOR 2 = I1 to FL, DIFF = Difference To Personal Best Lap, P = Crossed Finish Line in Pit Lane, D = Time Disallowed

P1 7 F1 GRAY / PITT		YAMAHA - Brian Gray's Powerbiking				
IDEAL LAP TIME : 53.065		BEST LAP TIME : 53.522		DIFFERENCE : 0.457		
LAP	SECTOR 1	SECTOR 2	LAP TIME	MPH	DIFF	TIME OF DAY
1 -			1:02.552	69.51	9.030	13:59:34.067
2 -	32.336	22.328	54.664	79.55	1.142	14:00:28.731
3 -	32.030	21.856	53.886 (3)	80.70	0.364	14:01:22.617
4 -	31.738	21.784	53.522 (1)	81.24		14:02:16.139
5 -	31.756	22.266	54.022	80.49	0.500	14:03:10.161
6 -	31.281	22.764	54.045	80.46	0.523	14:04:04.206
7 -	31.829	22.420	54.249	80.16	0.727	14:04:58.455
8 -	33.341	22.573	55.914	77.77	2.392	14:05:54.369
9 -	32.122	22.450	54.572	79.68	1.050	14:06:48.941
10 -	31.670	22.259	53.929	80.63	0.407	14:07:42.870
11 -	31.983	22.206	54.189	80.24	0.667	14:08:37.059
12 -	31.681	22.097	53.778 (2)	80.86	0.256	14:09:30.837

P2 34 F1 S CHRISTIE / A CHRISTIE		YAMAHA LCR - Christie Engineering Services				
IDEAL LAP TIME : 52.647		BEST LAP TIME : 53.601		DIFFERENCE : 0.954		
LAP	SECTOR 1	SECTOR 2	LAP TIME	MPH	DIFF	TIME OF DAY
1 -			1:00.905	71.39	7.304	13:59:32.420
2 -	32.883	22.509	55.392	78.50	1.791	14:00:27.812
3 -	32.094	21.997	54.091	80.39	0.490	14:01:21.903
4 -	31.793	22.157	53.950	80.60	0.349	14:02:15.853
5 -	31.660	22.127	53.787 (3)	80.84	0.186	14:03:09.640
6 -	30.999	22.883	53.882	80.70	0.281	14:04:03.522
7 -	33.527	23.621	57.148	76.09	3.547	14:05:00.670
8 -	32.699	24.652	57.351	75.82	3.750	14:05:58.021
9 -	31.692	22.003	53.695 (2)	80.98	0.094	14:06:51.716
10 -	31.953	21.648	53.601 (1)	81.12		14:07:45.317
11 -	33.272	22.548	55.820	77.90	2.219	14:08:41.137
12 -	32.207	23.259	55.466	78.40	1.865	14:09:36.603

P3 35 F2 REEVES / THOMAS		HONDA LCR - Reeves Water Services				
IDEAL LAP TIME : 53.771		BEST LAP TIME : 53.949		DIFFERENCE : 0.178		
LAP	SECTOR 1	SECTOR 2	LAP TIME	MPH	DIFF	TIME OF DAY
1 -			1:03.050	68.96	9.101	13:59:34.565
2 -	32.498	22.477	54.975	79.10	1.026	14:00:29.540
3 -	32.081	22.582	54.663	79.55	0.714	14:01:24.203
4 -	31.963	22.537	54.500	79.79	0.551	14:02:18.703
5 -	31.921	22.613	54.534	79.74	0.585	14:03:13.237
6 -	31.713	22.361	54.074 (3)	80.41	0.125	14:04:07.311
7 -	31.960	22.058	54.018 (2)	80.50	0.069	14:05:01.329
8 -	32.231	24.066	56.297	77.24	2.348	14:05:57.626
9 -	31.739	22.210	53.949 (1)	80.60		14:06:51.575
10 -	32.246	22.440	54.686	79.51	0.737	14:07:46.261
11 -	32.849	22.538	55.387	78.51	1.438	14:08:41.648
12 -	33.710	23.278	56.988	76.30	3.039	14:09:38.636

P4 58 F1 KIRK / SMITHIES		YAMAHA LCR -				
IDEAL LAP TIME : 53.242		BEST LAP TIME : 53.242		DIFFERENCE : 0.000		
LAP	SECTOR 1	SECTOR 2	LAP TIME	MPH	DIFF	TIME OF DAY
1 -			1:03.121	68.89	9.879	13:59:34.636
2 -	33.581	22.690	56.271	77.27	3.029	14:00:30.907
3 -	32.583	22.262	54.845	79.28	1.603	14:01:25.752
4 -	32.250	22.156	54.406	79.92	1.164	14:02:20.158
5 -	31.830	22.479	54.309	80.07	1.067	14:03:14.467
6 -	31.378	21.985	53.363 (2)	81.49	0.121	14:04:07.830
7 -	33.016	23.426	56.442	77.04	3.200	14:05:04.272
8 -	32.324	22.287	54.611	79.62	1.369	14:05:58.883
9 -	33.608	21.915	55.523	78.32	2.281	14:06:54.406

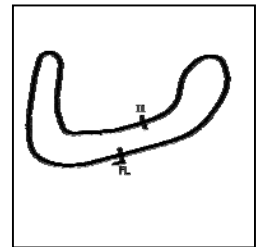
Weather / Track : Cloudy / Dry

Brands Hatch Indy
Circuit Length = 1.2079 miles
Start: 13:58 Flag 14:09 End: 14:10

BMCRC - MRO Championships 2018 - Rnd 1 @ Brands Hatch Indy

RKB/BMCRC F1 & F2 Sidecars

RACE 9 - SECTOR ANALYSIS



SECTOR 1 = FL to I1, SECTOR 2 = I1 to FL, DIFF = Difference To Personal Best Lap, P = Crossed Finish Line in Pit Lane, D = Time Disallowed

10 -	31.363	21.879	53.242 (1)	81.67		14:07:47.648
11 -	31.859	22.226	54.085 (3)	80.40	0.843	14:08:41.733
12 -	33.750	23.390	57.140	76.10	3.898	14:09:38.873

P5 188 F2		M&R VANNIEUWENHUYSE		Shelbourne - Norton Owners club Flanders Branch			
IDEAL LAP TIME : 54.023		BEST LAP TIME : 54.324		DIFFERENCE : 0.301			
LAP	SECTOR 1	SECTOR 2	LAP TIME	MPH	DIFF	TIME OF DAY	
1 -			1:03.494	68.48	9.170	13:59:35.009	
2 -	33.982	22.690	56.672	76.73	2.348	14:00:31.681	
3 -	32.623	22.284	54.907 (3)	79.19	0.583	14:01:26.588	
4 -	32.221	22.103	54.324 (1)	80.04		14:02:20.912	
5 -	31.920	22.610	54.530 (2)	79.74	0.206	14:03:15.442	
6 -	33.001	22.408	55.409	78.48	1.085	14:04:10.851	
7 -	32.841	22.728	55.569	78.25	1.245	14:05:06.420	
8 -	33.090	22.697	55.787	77.95	1.463	14:06:02.207	
9 -	33.470	24.813	58.283	74.61	3.959	14:07:00.490	
10 -	33.774	22.678	56.452	77.03	2.128	14:07:56.942	
11 -	33.199	23.137	56.336	77.19	2.012	14:08:53.278	
12 -	33.011	22.704	55.715	78.05	1.391	14:09:48.993	

P6 75 F1		CLARKE / CLARKE		SUZUKI Windle - CYB fibreglass Technology			
IDEAL LAP TIME : 53.459		BEST LAP TIME : 53.459		DIFFERENCE : 0.000			
LAP	SECTOR 1	SECTOR 2	LAP TIME	MPH	DIFF	TIME OF DAY	
1 -			1:03.821	68.13	10.362	13:59:35.336	
2 -	33.717	22.977	56.694	76.70	3.235	14:00:32.030	
3 -	32.490	22.367	54.857	79.27	1.398	14:01:26.887	
4 -	32.180	22.080	54.260 (3)	80.14	0.801	14:02:21.147	
5 -	31.837	22.370	54.207 (2)	80.22	0.748	14:03:15.354	
6 -	31.695	21.764	53.459 (1)	81.34		14:04:08.813	
7 -	32.136	23.963	56.099	77.51	2.640	14:05:04.912	
8 -	34.031	22.717	56.748	76.63	3.289	14:06:01.660	
9 -	33.490	24.340	57.830	75.19	4.371	14:06:59.490	
10 -	33.234	23.228	56.462	77.01	3.003	14:07:55.952	
11 -	33.889	24.331	58.220	74.69	4.761	14:08:54.172	
12 -	34.844	23.992	58.836	73.91	5.377	14:09:53.008	

P7 18 F2		BLACKWOOD / BLACKWOOD		SUZUKI Shelbourne -			
IDEAL LAP TIME : 56.840		BEST LAP TIME : 56.912		DIFFERENCE : 0.072			
LAP	SECTOR 1	SECTOR 2	LAP TIME	MPH	DIFF	TIME OF DAY	
1 -		23.785	1:05.554	66.33	8.642	13:59:37.069	
2 -	35.118	23.434	58.552	74.26	1.640	14:00:35.621	
3 -	34.191	23.154	57.345 (3)	75.83	0.433	14:01:32.966	
4 -	33.884	23.412	57.296 (2)	75.89	0.384	14:02:30.262	
5 -	34.153	23.256	57.409	75.74	0.497	14:03:27.671	
6 -	34.070	23.386	57.456	75.68	0.544	14:04:25.127	
7 -	34.103	23.489	57.592	75.50	0.680	14:05:22.719	
8 -	34.059	23.563	57.622	75.46	0.710	14:06:20.341	
9 -	34.012	23.363	57.375	75.79	0.463	14:07:17.716	
10 -	33.686	23.226	56.912 (1)	76.40		14:08:14.628	
11 -	34.282	23.785	58.067	74.88	1.155	14:09:12.695	
12 -	34.052	23.483	57.535	75.58	0.623	14:10:10.230	

P8 31 F2		MUNRO / PETTMAN		YAMAHA Shelbourne - Teston Tours / Allbikes			
IDEAL LAP TIME : 58.023		BEST LAP TIME : 58.196		DIFFERENCE : 0.173			
LAP	SECTOR 1	SECTOR 2	LAP TIME	MPH	DIFF	TIME OF DAY	
1 -		24.872	1:08.937	63.08	10.741	13:59:40.452	
2 -	35.126	25.189	1:00.315	72.09	2.119	14:00:40.767	
3 -	35.429	24.324	59.753	72.77	1.557	14:01:40.520	
4 -	34.817	24.187	59.004	73.70	0.808	14:02:39.524	
5 -	34.107	24.089	58.196 (1)	74.72		14:03:37.720	

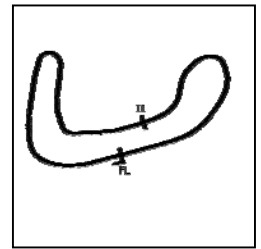
Weather / Track : Cloudy / Dry

Brands Hatch Indy
Circuit Length = 1.2079 miles
Start: 13:58 Flag 14:09 End: 14:10

BMCRC - MRO Championships 2018 - Rnd 1 @ Brands Hatch Indy

RKB/BMCRC F1 & F2 Sidecars

RACE 9 - SECTOR ANALYSIS



SECTOR 1 = FL to I1, SECTOR 2 = I1 to FL, DIFF = Difference To Personal Best Lap, P = Crossed Finish Line in Pit Lane, D = Time Disallowed

6 -	34.450	24.088	58.538 (2)	74.28	0.342	14:04:36.258
7 -	35.449	24.051	59.500	73.08	1.304	14:05:35.758
8 -	34.535	25.011	59.546	73.02	1.350	14:06:35.304
9 -	35.542	24.240	59.782	72.74	1.586	14:07:35.086
10 -	34.642	23.916	58.558 (3)	74.26	0.362	14:08:33.644
11 -	34.932	24.790	59.722	72.81	1.526	14:09:33.366

P9 10 F1 WEBB / BYRNE			SUZUKI LCR - ANtech Racing			
IDEAL LAP TIME : 55.874		BEST LAP TIME : 55.929		DIFFERENCE : 0.055		
LAP	SECTOR 1	SECTOR 2	LAP TIME	MPH	DIFF	TIME OF DAY
1 -		25.184	1:13.073	59.50	17.144	13:59:44.588
2 -	36.851	24.702	1:01.553	70.64	5.624	14:00:46.141
3 -	35.840	25.319	1:01.159	71.10	5.230	14:01:47.300
4 -	35.942	24.646	1:00.588	71.77	4.659	14:02:47.888
5 -	35.253	23.885	59.138	73.53	3.209	14:03:47.026
6 -	35.335	23.920	59.255	73.38	3.326	14:04:46.281
7 -	33.423	23.942	57.365 (2)	75.80	1.436	14:05:43.646
8 -	33.811	24.346	58.157	74.77	2.228	14:06:41.803
9 -	35.420	25.883	1:01.303	70.93	5.374	14:07:43.106
10 -	34.178	23.326	57.504 (3)	75.62	1.575	14:08:40.610
11 -	32.548	23.381	55.929 (1)	77.75		14:09:36.539

P10 5 F2 TAYLOR / FIELD			LCR - Velocity V1			
IDEAL LAP TIME : 58.156		BEST LAP TIME : 58.156		DIFFERENCE : 0.000		
LAP	SECTOR 1	SECTOR 2	LAP TIME	MPH	DIFF	TIME OF DAY
1 -		25.375	1:11.107	61.15	12.951	13:59:42.622
2 -	36.171	24.650	1:00.821	71.49	2.665	14:00:43.443
3 -	35.535	24.508	1:00.043	72.42	1.887	14:01:43.486
4 -	35.354	23.958	59.312	73.31	1.156	14:02:42.798
5 -	35.350	24.156	59.506	73.07	1.350	14:03:42.304
6 -	35.302	24.396	59.698	72.84	1.542	14:04:42.002
7 -	35.846	24.539	1:00.385	72.01	2.229	14:05:42.387
8 -	34.825	24.456	59.281	73.35	1.125	14:06:41.668
9 -	34.507	24.078	58.585 (3)	74.22	0.429	14:07:40.253
10 -	34.540	23.821	58.361 (2)	74.51	0.205	14:08:38.614
11 -	34.419	23.737	58.156 (1)	74.77		14:09:36.770

P11 57 F1 ANDERSON / MASTERS			YAMAHA Baker -			
IDEAL LAP TIME : 57.452		BEST LAP TIME : 57.452		DIFFERENCE : 0.000		
LAP	SECTOR 1	SECTOR 2	LAP TIME	MPH	DIFF	TIME OF DAY
1 -		24.511	1:07.342	64.57	9.890	13:59:38.857
2 -	36.567	24.880	1:01.447	70.76	3.995	14:00:40.304
3 -	36.540	24.386	1:00.926	71.37	3.474	14:01:41.230
4 -	35.399	24.660	1:00.059	72.40	2.607	14:02:41.289
5 -	35.822	24.861	1:00.683	71.66	3.231	14:03:41.972
6 -	35.310	24.628	59.938	72.55	2.486	14:04:41.910
7 -	35.826	24.280	1:00.106	72.34	2.654	14:05:42.016
8 -	35.061	24.514	59.575 (3)	72.99	2.123	14:06:41.591
9 -	35.575	25.262	1:00.837	71.47	3.385	14:07:42.428
10 -	34.936	23.727	58.663 (2)	74.12	1.211	14:08:41.091
11 -	34.097	23.355	57.452 (1)	75.69		14:09:38.543

P12 40 F2 SMITH / DOBIE			YAMAHA Baker - R & S Terry Developments			
IDEAL LAP TIME : 1:01.064		BEST LAP TIME : 1:01.227		DIFFERENCE : 0.163		
LAP	SECTOR 1	SECTOR 2	LAP TIME	MPH	DIFF	TIME OF DAY
1 -		25.468	1:11.380	60.92	10.153	13:59:42.895
2 -	37.096	24.904	1:02.000	70.13	0.773	14:00:44.895
3 -	37.019	25.702	1:02.721	69.33	1.494	14:01:47.616
4 -	37.602	25.042	1:02.644	69.41	1.417	14:02:50.260
5 -	36.486	25.340	1:01.826	70.33	0.599	14:03:52.086

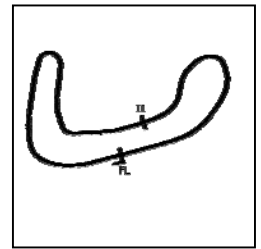
Weather / Track : Cloudy / Dry

Brands Hatch Indy
Circuit Length = 1.2079 miles
Start: 13:58 Flag 14:09 End: 14:10

BMCRC - MRO Championships 2018 - Rnd 1 @ Brands Hatch Indy

RKB/BMCRC F1 & F2 Sidecars

RACE 9 - SECTOR ANALYSIS



SECTOR 1 = FL to I1, SECTOR 2 = I1 to FL, DIFF = Difference To Personal Best Lap, P = Crossed Finish Line in Pit Lane, D = Time Disallowed

6 -	37.392	25.461	1:02.853	69.18	1.626	14:04:54.939
7 -	37.459	25.310	1:02.769	69.27	1.542	14:05:57.708
8 -	36.713	25.137	1:01.850	70.30	0.623	14:06:59.558
9 -	36.284	24.943	1:01.227 (1)	71.02		14:08:00.785
10 -	36.566	25.193	1:01.759 (3)	70.41	0.532	14:09:02.544
11 -	36.160	25.442	1:01.602 (2)	70.59	0.375	14:10:04.146

P13 67 F1 JEFFREY / CASWELL			Windle - MJP racing			
IDEAL LAP TIME : 1:00.579		BEST LAP TIME : 1:00.770		DIFFERENCE : 0.191		
LAP	SECTOR 1	SECTOR 2	LAP TIME	MPH	DIFF	TIME OF DAY
1 -		25.203	1:09.630	62.45	8.860	13:59:41.145
2 -	36.761	25.780	1:02.541	69.53	1.771	14:00:43.686
3 -	38.395	27.434	1:05.829	66.05	5.059	14:01:49.515
4 -	36.429	25.972	1:02.401	69.68	1.631	14:02:51.916
5 -	36.866	25.673	1:02.539	69.53	1.769	14:03:54.455
6 -	36.377	25.769	1:02.146	69.97	1.376	14:04:56.601
7 -	37.085	25.278	1:02.363	69.73	1.593	14:05:58.964
8 -	36.168	25.772	1:01.940	70.20	1.170	14:07:00.904
9 -	35.896	25.461	1:01.357 (2)	70.87	0.587	14:08:02.261
10 -	36.322	25.100	1:01.422 (3)	70.79	0.652	14:09:03.683
11 -	35.479	25.291	1:00.770 (1)	71.55		14:10:04.453

P14 412 F1 PETTIS / PHILLIPS			KTM 1190 RSR - Ktp motorcycles			
IDEAL LAP TIME : 1:00.394		BEST LAP TIME : 1:00.984		DIFFERENCE : 0.590		
LAP	SECTOR 1	SECTOR 2	LAP TIME	MPH	DIFF	TIME OF DAY
1 -		26.341	1:12.817	59.71	11.833	13:59:44.332
2 -	37.964	25.616	1:03.580	68.39	2.596	14:00:47.912
3 -	36.801	25.219	1:02.020	70.11	1.036	14:01:49.932
4 -	37.520	25.185	1:02.705	69.35	1.721	14:02:52.637
5 -	36.944	25.206	1:02.150	69.96	1.166	14:03:54.787
6 -	37.383	24.523	1:01.906	70.24	0.922	14:04:56.693
7 -	36.387	25.377	1:01.764 (2)	70.40	0.780	14:05:58.457
8 -	36.343	25.533	1:01.876	70.27	0.892	14:07:00.333
9 -	36.062	24.922	1:00.984 (1)	71.30		14:08:01.317
10 -	36.990	24.961	1:01.951	70.19	0.967	14:09:03.268
11 -	37.501	24.332	1:01.833 (3)	70.32	0.849	14:10:05.101

P15 121 F1 LAWRENCE / HUGHES			YAMAHA LCR -			
IDEAL LAP TIME : 58.941		BEST LAP TIME : 59.232		DIFFERENCE : 0.291		
LAP	SECTOR 1	SECTOR 2	LAP TIME	MPH	DIFF	TIME OF DAY
1 -		27.061	1:15.465	57.62	16.233	13:59:46.980
2 -	39.314	26.322	1:05.636	66.25	6.404	14:00:52.616
3 -	38.701	26.182	1:04.883	67.02	5.651	14:01:57.499
4 -	37.933	25.663	1:03.596	68.37	4.364	14:03:01.095
5 -	37.561	25.471	1:03.032	68.99	3.800	14:04:04.127
6 -	36.425	25.234	1:01.659	70.52	2.427	14:05:05.786
7 -	36.048	24.616	1:00.664	71.68	1.432	14:06:06.450
8 -	35.972	24.576	1:00.548	71.82	1.316	14:07:06.998
9 -	35.722	24.077	59.799 (3)	72.72	0.567	14:08:06.797
10 -	35.357	24.016	59.373 (2)	73.24	0.141	14:09:06.170
11 -	34.925	24.307	59.232 (1)	73.41		14:10:05.402

P16 167 F2 PETTMAN / CREW			YAMAHA Windle -			
IDEAL LAP TIME : 1:02.378		BEST LAP TIME : 1:02.572		DIFFERENCE : 0.194		
LAP	SECTOR 1	SECTOR 2	LAP TIME	MPH	DIFF	TIME OF DAY
1 -		26.744	1:14.887	58.06	12.315	13:59:46.402
2 -	37.979	25.419	1:03.398	68.59	0.826	14:00:49.800
3 -	37.830	25.270	1:03.100	68.91	0.528	14:01:52.900
4 -	37.290	25.415	1:02.705 (2)	69.35	0.133	14:02:55.605
5 -	37.484	25.456	1:02.940 (3)	69.09	0.368	14:03:58.455

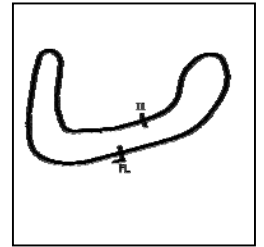
Weather / Track : Cloudy / Dry

Brands Hatch Indy
Circuit Length = 1.2079 miles
Start: 13:58 Flag 14:09 End: 14:10

BMCRC - MRO Championships 2018 - Rnd 1 @ Brands Hatch Indy

RKB/BMCRC F1 & F2 Sidecars

RACE 9 - SECTOR ANALYSIS



SECTOR 1 = FL to I1, SECTOR 2 = I1 to FL, DIFF = Difference To Personal Best Lap, P = Crossed Finish Line in Pit Lane, D = Time Disallowed

6 -	37.245	25.742	1:02.987	69.03	0.415	14:05:01.532
7 -	37.929	25.662	1:03.591	68.38	1.019	14:06:05.123
8 -	37.439	25.133	1:02.572 (1)	69.49		14:07:07.695
9 -	37.312	25.831	1:03.143	68.86	0.571	14:08:10.838
10 -	39.036	26.361	1:05.397	66.49	2.825	14:09:16.235
11 -	39.112	26.447	1:05.559	66.33	2.987	14:10:21.794

P17	19 F1	MACBRIDE / THOMPSON	SUZUKI LCR - Nick Webb			
IDEAL LAP TIME : 1:06.080		BEST LAP TIME : 1:06.080	DIFFERENCE : 0.000			

LAP	SECTOR 1	SECTOR 2	LAP TIME	MPH	DIFF	TIME OF DAY
1 -		28.067	1:19.413	54.75	13.333	13:59:50.928
2 -	41.151	28.040	1:09.191	62.84	3.111	14:01:00.119
3 -	39.770	27.735	1:07.505	64.41	1.425	14:02:07.624
4 -	39.877	27.550	1:07.427 (3)	64.49	1.347	14:03:15.051
5 -	40.639	27.319	1:07.958	63.98	1.878	14:04:23.009
6 -	39.394	26.686	1:06.080 (1)	65.80		14:05:29.089
7 -	39.696	27.108	1:06.804 (2)	65.09	0.724	14:06:35.893
8 -	40.419	27.146	1:07.565	64.36	1.485	14:07:43.458
9 -	41.340	27.822	1:09.162	62.87	3.082	14:08:52.620
10 -	41.178	28.234	1:09.412	62.64	3.332	14:10:02.032

P18	2 F1	R CROWE / C CROWE	TRIUMPH HCR -			
IDEAL LAP TIME : 53.767		BEST LAP TIME : 54.308	DIFFERENCE : 0.541			

LAP	SECTOR 1	SECTOR 2	LAP TIME	MPH	DIFF	TIME OF DAY
1 -		23.069	1:05.698	66.19	11.390	13:59:37.213
2 -	32.493	23.150	55.643 (3)	78.15	1.335	14:00:32.856
3 -	32.047	22.261	54.308 (1)	80.07		14:01:27.164
4 -	32.167	22.225	54.392 (2)	79.94	0.084	14:02:21.556
5 -	32.087	IN PIT	1:20.635 P	53.92	26.327	14:03:42.191
6 -	OUTLAP	23.990	1:04.301	67.62	9.993	14:04:46.492
7 -	31.542	24.258	55.800	77.93	1.492	14:05:42.292

BMCRC - MRO Championships 2018 - Rnd 1 @ Brands Hatch Indy

RKB/BMCRC F1 & F2 Sidecars

RACE 9 - BEST SECTORS

SECTOR 1			SECTOR 2			IDEAL / BEST COMPARISON						
POS	NO	NAME	TIME	NO	NAME	TIME	POS	NO	NAME	IDEAL	BEST	DIFF
									PERFECT LAP	52.647		
1	34	S CHRISTIE / A CHRISTIE	30.999	34	S CHRISTIE / A CHRISTIE	21.648	1	34	S CHRISTIE / A CHRI	52.647	53.601	0.954
2	7	GRAY / PITT	31.281	75	CLARKE / CLARKE	21.764	2	7	GRAY / PITT	53.065	53.522	0.457
3	58	KIRK / SMITHIES	31.363	7	GRAY / PITT	21.784	3	58	KIRK / SMITHIES	53.242	53.242	0.000
4	2	R CROWE / C CROWE	31.542	58	KIRK / SMITHIES	21.879	4	75	CLARKE / CLARKE	53.459	53.459	0.000
5	75	CLARKE / CLARKE	31.695	35	REEVES / THOMAS	22.058	5	2	R CROWE / C CROW	53.767	54.308	0.541
6	35	REEVES / THOMAS	31.713	188	M&R VANNIEUWENHUYSE	22.103	6	35	REEVES / THOMAS	53.771	53.949	0.178
7	188	M&R VANNIEUWENHUYSE	31.920	2	R CROWE / C CROWE	22.225	7	188	M&R VANNIEUWENH	54.023	54.324	0.301
8	10	WEBB / BYRNE	32.548	18	BLACKWOOD / BLACKWOOD	23.154	8	10	WEBB / BYRNE	55.874	55.929	0.055
9	18	BLACKWOOD / BLACKWOOD	33.686	10	WEBB / BYRNE	23.326	9	18	BLACKWOOD / BLAC	56.840	56.912	0.072
10	57	ANDERSON / MASTERS	34.097	57	ANDERSON / MASTERS	23.355	10	57	ANDERSON / MASTE	57.452	57.452	0.000
11	31	MUNRO / PETTMAN	34.107	5	TAYLOR / FIELD	23.737	11	31	MUNRO / PETTMAN	58.023	58.196	0.173
12	5	TAYLOR / FIELD	34.419	31	MUNRO / PETTMAN	23.916	12	5	TAYLOR / FIELD	58.156	58.156	0.000
13	121	LAWRENCE / HUGHES	34.925	121	LAWRENCE / HUGHES	24.016	13	121	LAWRENCE / HUGHE	58.941	59.232	0.291
14	67	JEFFREY / CASWELL	35.479	412	PETTIS / PHILLIPS	24.332	14	412	PETTIS / PHILLIPS	1:00.394	1:00.984	0.590
15	412	PETTIS / PHILLIPS	36.062	40	SMITH / DOBIE	24.904	15	67	JEFFREY / CASWELL	1:00.579	1:00.770	0.191
16	40	SMITH / DOBIE	36.160	67	JEFFREY / CASWELL	25.100	16	40	SMITH / DOBIE	1:01.064	1:01.227	0.163
17	167	PETTMAN / CREW	37.245	167	PETTMAN / CREW	25.133	17	167	PETTMAN / CREW	1:02.378	1:02.572	0.194
18	19	MACBRIDE / THOMPSON	39.394	19	MACBRIDE / THOMPSON	26.686	18	19	MACBRIDE / THOMP	1:06.080	1:06.080	0.000
19												
20												
21												

Weather / Track : Cloudy / Dry

Results can be found at www.tsl-timing.com

Brands Hatch Indy
Circuit Length = 1.2079 miles
Start: 13:58 Flag 14:09 End: 14:10

Printed - 14:12 Sunday, 11 March 2018

BMCRC - MRO Championships 2018 - Rnd 1 @ Brands Hatch Indy

RKB/BMCRC F1 & F2 Sidecars

RACE 19 - GRID (12 Laps)

ROW 13	26		25	17 SCHOFIELD / WATERS
ROW 12	24	95 REMNANT / TILLEY	23	111 CABLE / PAWSEY
ROW 11	22	25 MACLAURIN / WATSON	21	71 SCHOFIELD / TAYLOR
ROW 10	20	113 RESTALL / HART	19	11 GILBERT / TRITTON
ROW 9	18	1:06.080 19 MACBRIDE / THOMPSON	17	1:02.572 167 PETTMAN / CREW
ROW 8	16	1:01.227 40 SMITH / DOBIE	15	1:00.984 412 PETTIS / PHILLIPS
ROW 7	14	1:00.770 67 JEFFREY / CASWELL	13	59.232 121 LAWRENCE / HUGHES
ROW 6	12	58.196 31 MUNRO / PETTMAN	11	58.156 5 TAYLOR / FIELD
ROW 5	10	57.452 57 ANDERSON / MASTERS	9	56.912 18 BLACKWOOD / BLACKWOOD
ROW 4	8	55.929 10 WEBB / BYRNE	7	54.324 188 M&R VANNIEUWENHUYSE
ROW 3	6	54.308 2 R CROWE / C CROWE	5	53.949 35 REEVES / THOMAS
ROW 2	4	53.601 34 S CHRISTIE / A CHRISTIE	3	53.522 7 GRAY / PITT
ROW 1	2	53.459 75 CLARKE / CLARKE	1	53.242 58 KIRK / SMITHIES
Pole				

Brands Hatch Indy
Circuit Length = 1.2079 miles

These results are provisional until the conclusion of any judicial and technical matters.

Clerk Of Course :	Timekeeper :
-------------------	--------------

Results can be found at www.tsl-timing.com

Printed - 14:14 Sunday, 11 March 2018



BMCRC-MRO Championships 2018



BMCRC Thunderbike Extreme

Brands Hatch Indy Circuit

10th / 11th March 2018



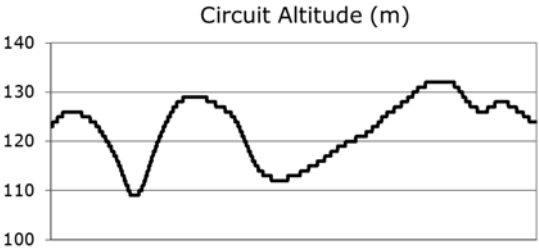
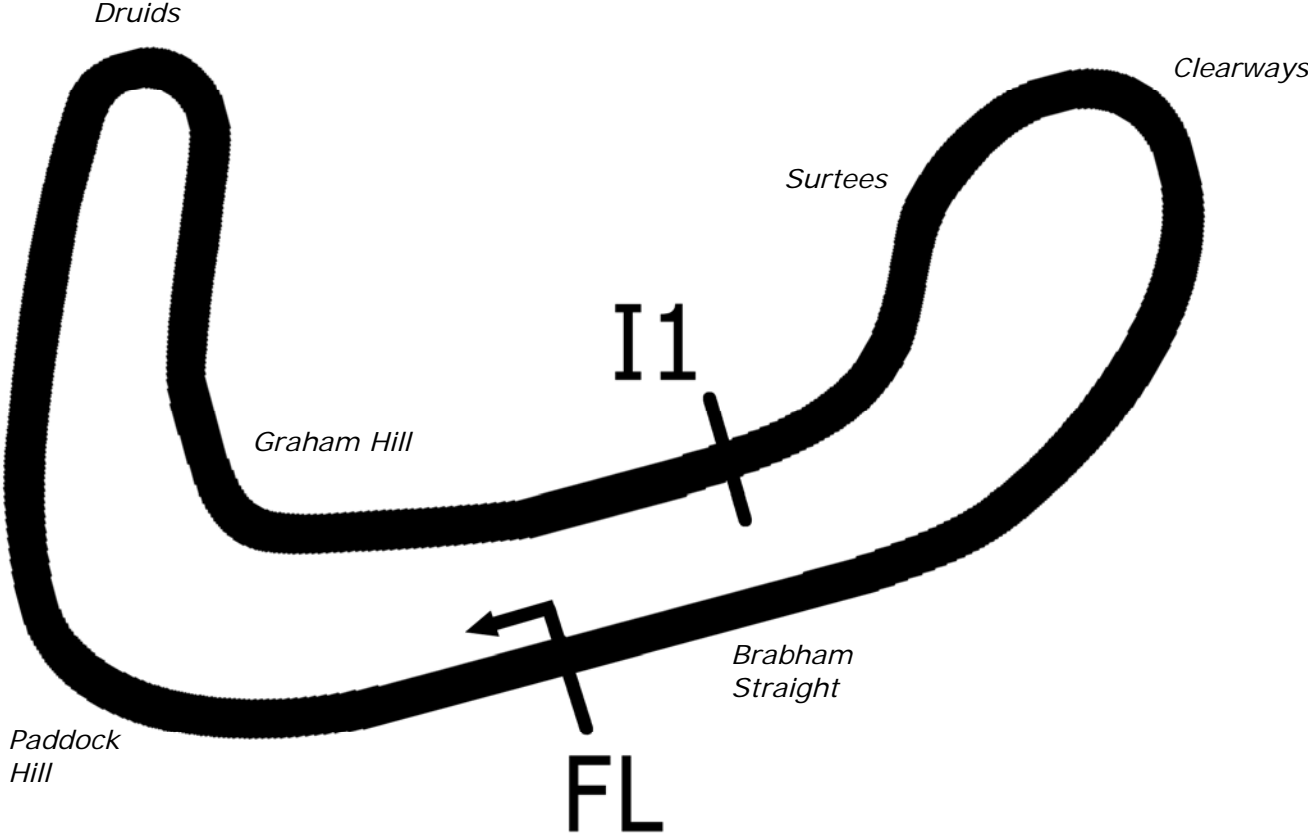
Results Provided by Timing Solutions Ltd
www.tsl-timing.com

Brands Hatch Indy



SPORTS TIMING

TIMING SOLUTIONS LTD



Length	1.2079 miles	1944.0 m	
FL		51.36032 N	0.26032 E
I1	1112m	51.35934 N	0.25955 E
Pit Entry	1669m	51.35911 N	0.25743 E
Pit Exit	83m after FL	51.36017 N	0.26051 E
Pit Entry–Pit Exit 332m, 19.9s @60kph, 14.9s @80kph			

BMCRC - MRO Championships 2018 - Rnd 1 @ Brands Hatch Indy

BMCRC Thunderbike Extreme

QUALIFYING - CLASSIFICATION

POS	NO	CL	PIC NAME	ENTRY	TIME	ON	LAPS	GAP	DIFF	MPH
1	85		1 Carl TUCKER	Aprilia RSV MILLE - Black and White Racing	57.967	12	13			75.01
2	64		2 Barry CHAMBERLAIN	Suzuki GSXR 750 Y - Goldline Maintenance Services	57.983	12	13	0.016	0.016	74.99
3	258*		3 Ande FRIEND	Suzuki GSXR750 - Flying colours MCT	58.473	10	11	0.506	0.490	74.36
4	114		4 Ricky MARTIN	Suzuki GSXR 750 - S.s.s	58.475	13	13	0.508	0.002	74.36
5	40		5 David SHELVEY	Suzuki GSXR 600 K1 - ymark.com	58.746	8	8	0.779	0.271	74.02
6	6*	R	1 Robert BRYANT	Aprilia RSV -	59.443	9	13	1.476	0.697	73.15
7	41		6 David ABRAHAM	Aprilia RSVR - Cambridge Motorcycles	59.657	7	12	1.690	0.214	72.89
8	77		7 David MAY	Suzuki GSXR 750 K1 - ELP Racing	1:00.007	13	13	2.040	0.350	72.46
9	82*		8 Matt HINNELLS	Aprilia RSV MILLE 1000 - Bears repairs/Jamie Vale Carpa	1:00.277	11	13	2.310	0.270	72.14
10	43		9 Richard WILLISHER	Yamaha R1 - Willsher Plant	1:01.351	9	12	3.384	1.074	70.88
11	44*		10 Denzil DAVIES	Suzuki GSXR 750 - Advanced Mouldings Ltd	1:01.878	8	9	3.911	0.527	70.27
12	16		11 Matthew WREN	Suzuki GSXR - Broken Matt	1:02.056	9	12	4.089	0.178	70.07
13	228		12 Clive EMERSON	Honda CBR900RR -	1:02.103	8	12	4.136	0.047	70.02
14	15		13 Stacey KILLWORTH	Honda FIREBLADE - BK/Everns	1:02.273	9	9	4.306	0.170	69.83
15	303		14 Adam NORTON	Honda CBR929RRY - Cozens Smith Fabrication	1:02.429	8	9	4.462	0.156	69.65
16	14*		15 David SPENCER	Suzuki GSXR 600 -	1:02.673	6	12	4.706	0.244	69.38
17	65		16 Ian SOILLEUX	Suzuki SV 650 - Soltech (Southwest)	1:02.758	8	8	4.791	0.085	69.29
18	48	R	2 Peter FUNNELL	Honda 929 -	1:02.851	7	12	4.884	0.093	69.18
19	69		17 Tony RUSSO	Suzuki GSXR 750 - Titan Elevators	1:03.000	3	5	5.033	0.149	69.02
20	35	R	3 Stephen HARVEY	Yamaha YZF R1 -	1:03.736	9	12	5.769	0.736	68.22
21	99*	R	4 Robert BREEN	Suzuki GSXR 750 - Traxden Motorcycles	1:03.791	8	12	5.824	0.055	68.16
22	84*		18 Steven WAINE	Honda FIREBLADE - Ape Racing	1:03.943	12	12	5.976	0.152	68.00
23	110		19 Justin ARBON	Kawasaki ZXR400 - TT plumbing and heating	1:04.133	9	12	6.166	0.190	67.80
24	100	R	5 Jon ALLUM	Honda VFR400 - LittleJonny's Catering	1:04.172	6	6	6.205	0.039	67.76
25	25		20 Harrison DAY	Aprilia MILLE 1000 -	1:04.311	8	9	6.344	0.139	67.61
26	131		21 Doug EDMONDSON	Yamaha R6 - Wave Racing Developments	1:05.062	5	6	7.095	0.751	66.83
27	46		22 Adrian DRAPER	Suzuki GSXR 750 - droopy racing uk	1:08.389	9	11	10.422	3.327	63.58
28	30	R	6 Connor SWYER	Kawasaki ZXR 400 - owkay clothing & EBC brakes	1:09.192	3	5	11.225	0.803	62.84
29	37	R	7 Robert MARSH	Honda FIREBLADE -	1:10.398	4	4	12.431	1.206	61.77
30	130	R	8 Fraser GRINSTEAD	Suzuki GSXR 750 SRAD - TRAPDOOR RACING	1:10.937	9	10	12.970	0.539	61.30
31	18*	R	9 Stuart ALBON	Suzuki GSXR750X -	1:14.549	7	7	16.582	3.612	58.33

* No. 6, 14, 82, 99, 258 - Fastest lap time disallowed - yellow flag infringement

* No. 18 & 44 - Please fit a working transponder

* No. 84 - Please improve location of transponder - poor signal

Brands Hatch Indy

Circuit Length = 1.2079 miles

Start: 11:12 Flag 11:26 End: 11:27

Weather / Track : Cloudy / Drying

These results are provisional until the conclusion of any judicial and technical matters.

Clerk Of Course :	Timekeeper :
-------------------	--------------

Results can be found at www.tsl-timing.com

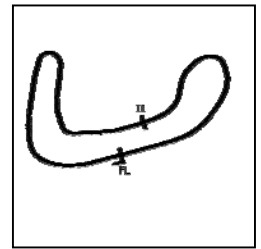
Printed - 11:32 Saturday, 10 March 2018



BMCRC - MRO Championships 2018 - Rnd 1 @ Brands Hatch Indy

BMCRC Thunderbike Extreme

QUALIFYING - SECTOR ANALYSIS



SECTOR 1 = FL to I1, SECTOR 2 = I1 to FL, DIFF = Difference To Personal Best Lap, P = Crossed Finish Line in Pit Lane, D = Time Disallowed

P1 85		Carl TUCKER		Aprilia RSV MILLE - Black and White Racing			
IDEAL LAP TIME : 57.710		BEST LAP TIME : 57.967		DIFFERENCE : 0.257			
LAP	SECTOR 1	SECTOR 2	LAP TIME	MPH	DIFF	TIME OF DAY	
1 -	42.192	26.174	1:08.366	63.60	10.399	11:14:38.757	
2 -	40.988	25.186	1:06.174	65.71	8.207	11:15:44.931	
3 -	38.207	25.041	1:03.248	68.75	5.281	11:16:48.179	
4 -	38.503	24.741	1:03.244	68.75	5.277	11:17:51.423	
5 -	37.522	24.170	1:01.692	70.48	3.725	11:18:53.115	
6 -	37.239	24.813	1:02.052	70.07	4.085	11:19:55.167	
7 -	36.644	23.602	1:00.246	72.18	2.279	11:20:55.413	
8 -	37.350	24.922	1:02.272	69.83	4.305	11:21:57.685	
9 -	37.434	23.691	1:01.125	71.14	3.158	11:22:58.810	
10 -	35.903	22.858	58.761 (3)	74.00	0.794	11:23:57.571	
11 -	35.353	23.109	58.462 (2)	74.38	0.495	11:24:56.033	
12 -	34.852	23.115	57.967 (1)	75.01		11:25:54.000	
13 -	35.504	25.401	1:00.905	71.39	2.938	11:26:54.905	

P2 64		Barry CHAMBERLAIN		Suzuki GSXR 750 Y - Goldline Maintenance Services			
IDEAL LAP TIME : 57.470		BEST LAP TIME : 57.983		DIFFERENCE : 0.513			
LAP	SECTOR 1	SECTOR 2	LAP TIME	MPH	DIFF	TIME OF DAY	
1 -	42.070	27.324	1:09.394	62.66	11.411	11:14:31.154	
2 -	39.454	24.573	1:04.027	67.91	6.044	11:15:35.181	
3 -	38.344	25.998	1:04.342	67.58	6.359	11:16:39.523	
4 -	39.165	24.006	1:03.171	68.83	5.188	11:17:42.694	
5 -	37.230	24.385	1:01.615	70.57	3.632	11:18:44.309	
6 -	36.556	23.835	1:00.391	72.00	2.408	11:19:44.700	
7 -	36.440	23.453	59.893	72.60	1.910	11:20:44.593	
8 -	36.808	23.248	1:00.056	72.40	2.073	11:21:44.649	
9 -	35.946	23.026	58.972	73.74	0.989	11:22:43.621	
10 -	35.009	23.394	58.403 (3)	74.45	0.420	11:23:42.024	
11 -	35.150	23.704	58.854	73.88	0.871	11:24:40.878	
12 -	35.522	22.461	57.983 (1)	74.99		11:25:38.861	
13 -	35.083	23.095	58.178 (2)	74.74	0.195	11:26:37.039	

P3 258		Ande FRIEND		Suzuki GSXR750 - Flying colours MCT			
IDEAL LAP TIME : 57.386		BEST LAP TIME : 58.473		DIFFERENCE : 1.087			
LAP	SECTOR 1	SECTOR 2	LAP TIME	MPH	DIFF	TIME OF DAY	
1 -	39.414	25.119	1:04.533	67.38	6.060	11:14:39.282	
2 -	39.988	24.971	1:04.959	66.94	6.486	11:15:44.241	
3 -	37.241	24.778	1:02.019	70.11	3.546	11:16:46.260	
4 -	39.060	23.561	1:02.621	69.44	4.148	11:17:48.881	
5 -	34.691	22.774	57.465 D	75.67		11:18:46.346	
6 -	36.361	23.946	1:00.307	72.10	1.834	11:19:46.653	
7 -	35.048	23.612	58.660 (2)	74.13	0.187	11:20:45.313	
8 -	36.687	22.913	59.600	72.96	1.127	11:21:44.913	
9 -	36.228	22.814	59.042	73.65	0.569	11:22:43.955	
10 -	35.778	22.695	58.473 (1)	74.36		11:23:42.428	
11 -	35.293	23.436	58.729 (3)	74.04	0.256	11:24:41.157	

P4 114		Ricky MARTIN		Suzuki GSXR 750 - S.s.s			
IDEAL LAP TIME : 58.312		BEST LAP TIME : 58.475		DIFFERENCE : 0.163			
LAP	SECTOR 1	SECTOR 2	LAP TIME	MPH	DIFF	TIME OF DAY	
1 -	42.926	28.726	1:11.652	60.69	13.177	11:14:37.182	
2 -	39.972	25.332	1:05.304	66.59	6.829	11:15:42.486	
3 -	38.693	24.553	1:03.246	68.75	4.771	11:16:45.732	
4 -	39.007	23.941	1:02.948	69.08	4.473	11:17:48.680	
5 -	35.999	23.209	59.208 (3)	73.44	0.733	11:18:47.888	
6 -	35.891	23.344	59.235	73.41	0.760	11:19:47.123	
7 -	36.449	24.208	1:00.657	71.69	2.182	11:20:47.780	
8 -	36.875	23.508	1:00.383	72.01	1.908	11:21:48.163	

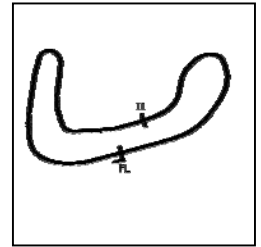
Weather / Track : Cloudy / Drying

Brands Hatch Indy
Circuit Length = 1.2079 miles
Start: 11:12 Flag 11:26 End: 11:27

BMCRC - MRO Championships 2018 - Rnd 1 @ Brands Hatch Indy

BMCRC Thunderbike Extreme

QUALIFYING - SECTOR ANALYSIS



SECTOR 1 = FL to I1, SECTOR 2 = I1 to FL, DIFF = Difference To Personal Best Lap, P = Crossed Finish Line in Pit Lane, D = Time Disallowed

9 -	37.367	22.942	1:00.309	72.10	1.834	11:22:48.472
10 -	35.381	23.176	58.557 (2)	74.26	0.082	11:23:47.029
11 -	35.883	23.436	59.319	73.30	0.844	11:24:46.348
12 -	35.941	24.455	1:00.396	72.00	1.921	11:25:46.744
13 -	35.370	23.105	58.475 (1)	74.36		11:26:45.219

P5 40		David SHELVEY		Suzuki GSXR 600 K1 - ymark.com			
IDEAL LAP TIME : 58.746		BEST LAP TIME : 58.746		DIFFERENCE : 0.000			
LAP	SECTOR 1	SECTOR 2	LAP TIME	MPH	DIFF	TIME OF DAY	
1 -	41.541	25.387	1:06.928	64.97	8.182	11:14:28.533	
2 -	38.376	24.259	1:02.635	69.42	3.889	11:15:31.168	
3 -	37.667	24.366	1:02.033	70.10	3.287	11:16:33.201	
4 -	37.067	24.575	1:01.642	70.54	2.896	11:17:34.843	
5 -	35.850	23.757	59.607 (2)	72.95	0.861	11:18:34.450	
6 -	36.652	23.310	59.962	72.52	1.216	11:19:34.412	
7 -	36.134	23.479	59.613 (3)	72.94	0.867	11:20:34.025	
8 -	35.596	23.150	58.746 (1)	74.02		11:21:32.771	

P6 6 R		Robert BRYANT		Aprilia RSV -			
IDEAL LAP TIME : 58.934		BEST LAP TIME : 59.443		DIFFERENCE : 0.509			
LAP	SECTOR 1	SECTOR 2	LAP TIME	MPH	DIFF	TIME OF DAY	
1 -	43.052	26.906	1:09.958	62.16	10.515	11:14:48.048	
2 -	40.429	25.221	1:05.650	66.23	6.207	11:15:53.698	
3 -	39.651	24.712	1:04.363	67.56	4.920	11:16:58.061	
4 -	37.108	24.408	1:01.516	70.69	2.073	11:17:59.577	
5 -	36.594	24.543	1:01.137	71.12	1.694	11:19:00.714	
6 -	36.930	23.999	1:00.929	71.37	1.486	11:20:01.643	
7 -	36.394	23.579	59.973	72.50	0.530	11:21:01.616	
8 -	36.131	23.305	59.436 D	73.16		11:22:01.052	
9 -	36.408	23.035	59.443 (1)	73.15		11:23:00.495	
10 -	36.079	23.724	59.803 (2)	72.71	0.360	11:24:00.298	
11 -	35.899	23.950	59.849 (3)	72.65	0.406	11:25:00.147	
12 -	36.629	23.930	1:00.559	71.80	1.116	11:26:00.706	
13 -	36.299	23.799	1:00.098	72.35	0.655	11:27:00.804	

P7 41		David ABRAHAM		Aprilia RSVR - Cambridge Motorcycles			
IDEAL LAP TIME : 59.423		BEST LAP TIME : 59.657		DIFFERENCE : 0.234			
LAP	SECTOR 1	SECTOR 2	LAP TIME	MPH	DIFF	TIME OF DAY	
1 -	43.521	26.394	1:09.915	62.19	10.258	11:14:40.339	
2 -	40.193	25.988	1:06.181	65.70	6.524	11:15:46.520	
3 -	37.761	24.877	1:02.638	69.42	2.981	11:16:49.158	
4 -	39.839	26.520	1:06.359	65.53	6.702	11:17:55.517	
5 -	36.784	24.592	1:01.376	70.85	1.719	11:18:56.893	
6 -	36.379	24.160	1:00.539 (3)	71.83	0.882	11:19:57.432	
7 -	36.068	23.589	59.657 (1)	72.89		11:20:57.089	
8 -	36.704	24.314	1:01.018	71.26	1.361	11:21:58.107	
9 -	38.474	23.777	1:02.251	69.85	2.594	11:23:00.358	
10 -	37.979	23.421	1:01.400	70.82	1.743	11:24:01.758	
11 -	36.002	23.804	59.806 (2)	72.71	0.149	11:25:01.564	
12 -	36.510	24.367	1:00.877	71.43	1.220	11:26:02.441	

P8 77		David MAY		Suzuki GSXR 750 K1 - ELP Racing			
IDEAL LAP TIME : 59.644		BEST LAP TIME : 1:00.007		DIFFERENCE : 0.363			
LAP	SECTOR 1	SECTOR 2	LAP TIME	MPH	DIFF	TIME OF DAY	
1 -	44.192	27.615	1:11.807	60.55	11.800	11:14:36.729	
2 -	41.000	25.494	1:06.494	65.39	6.487	11:15:43.223	
3 -	38.933	25.261	1:04.194	67.74	4.187	11:16:47.417	
4 -	38.815	24.537	1:03.352	68.64	3.345	11:17:50.769	
5 -	37.590	24.540	1:02.130	69.99	2.123	11:18:52.899	
6 -	36.973	24.258	1:01.231	71.01	1.224	11:19:54.130	

Weather / Track : Cloudy / Drying

Brands Hatch Indy
Circuit Length = 1.2079 miles
Start: 11:12 Flag 11:26 End: 11:27

BMCRC - MRO Championships 2018 - Rnd 1 @ Brands Hatch Indy

BMCRC Thunderbike Extreme

QUALIFYING - SECTOR ANALYSIS



SECTOR 1 = FL to I1, SECTOR 2 = I1 to FL, DIFF = Difference To Personal Best Lap, P = Crossed Finish Line in Pit Lane, D = Time Disallowed

7 -	36.675	24.310	1:00.985	71.30	0.978	11:20:55.115
8 -	37.294	24.717	1:02.011	70.12	2.004	11:21:57.126
9 -	37.502	23.982	1:01.484	70.72	1.477	11:22:58.610
10 -	37.023	23.592	1:00.615 (3)	71.74	0.608	11:23:59.225
11 -	36.156	23.904	1:00.060 (2)	72.40	0.053	11:24:59.285
12 -	36.436	24.223	1:00.659	71.68	0.652	11:25:59.944
13 -	36.052	23.955	1:00.007 (1)	72.46		11:26:59.951

P9	82	Matt HINNELLS	Aprilia RSV MILLE 1000 - Bears repairs/Jamie Vale Carpentry			
IDEAL LAP TIME : 59.406		BEST LAP TIME : 1:00.277	DIFFERENCE : 0.871			

LAP	SECTOR 1	SECTOR 2	LAP TIME	MPH	DIFF	TIME OF DAY
1 -	41.139	26.762	1:07.901	64.04	7.624	11:14:30.914
2 -	39.282	24.771	1:04.053	67.89	3.776	11:15:34.967
3 -	38.300	25.188	1:03.488	68.49	3.211	11:16:38.455
4 -	38.259	24.394	1:02.653	69.40	2.376	11:17:41.108
5 -	38.360	25.856	1:04.216	67.71	3.939	11:18:45.324
6 -	37.159	23.982	1:01.141	71.12	0.864	11:19:46.465
7 -	36.611	23.776	1:00.387 (2)	72.01	0.110	11:20:46.852
8 -	37.507	23.616	1:01.123	71.14	0.846	11:21:47.975
9 -	37.922	23.384	1:01.306	70.93	1.029	11:22:49.281
10 -	36.171	23.235	59.406 D	73.20		11:23:48.687
11 -	36.186	24.091	1:00.277 (1)	72.14		11:24:48.964
12 -	36.702	23.837	1:00.659 (3)	71.83	0.262	11:25:49.503
13 -	36.878	23.868	1:00.746	71.58	0.469	11:26:50.249

P10	43	Richard WILLsher	Yamaha R1 - Willsher Plant			
IDEAL LAP TIME : 1:00.992		BEST LAP TIME : 1:01.351	DIFFERENCE : 0.359			

LAP	SECTOR 1	SECTOR 2	LAP TIME	MPH	DIFF	TIME OF DAY
1 -	46.202	29.186	1:15.388	57.68	14.037	11:15:03.880
2 -	42.710	26.904	1:09.614	62.46	8.263	11:16:13.494
3 -	40.493	26.374	1:06.867	65.03	5.516	11:17:20.361
4 -	41.188	27.193	1:08.381	63.59	7.030	11:18:28.742
5 -	38.941	26.012	1:04.953	66.95	3.602	11:19:33.695
6 -	38.370	26.053	1:04.423	67.50	3.072	11:20:38.118
7 -	39.383	25.482	1:04.865	67.04	3.514	11:21:42.983
8 -	38.583	23.888	1:02.471	69.60	1.120	11:22:45.454
9 -	37.104	24.247	1:01.351 (1)	70.88		11:23:46.805
10 -	37.350	24.944	1:02.294 (3)	69.80	0.943	11:24:49.099
11 -	37.531	24.691	1:02.222 (2)	69.88	0.871	11:25:51.321
12 -	37.267	26.248	1:03.515	68.46	2.164	11:26:54.836

P11	44	Denzil DAVIES	Suzuki GSXR 750 - Advanced Mouldings Ltd			
IDEAL LAP TIME :		BEST LAP TIME : 1:01.878	DIFFERENCE :			

LAP	SECTOR 1	SECTOR 2	LAP TIME	MPH	DIFF	TIME OF DAY
1 -			1:11.348	60.94	9.470	11:14:58.819
2 -			1:07.525	64.39	5.647	11:16:06.344
3 -			1:06.390	65.50	4.512	11:17:12.734
4 -			1:04.334	67.59	2.456	11:18:17.068
5 -			1:03.143	68.86	1.265	11:19:20.211
6 -			1:02.057 (2)	70.07	0.179	11:20:22.268
7 -			1:02.405 (3)	69.68	0.527	11:21:24.673
8 -			1:01.878 (1)	70.27		11:22:26.551
9 -			1:03.304	68.69	1.426	11:23:29.855

P12	16	Matthew WREN	Suzuki GSXR - Broken Matt			
IDEAL LAP TIME : 1:02.056		BEST LAP TIME : 1:02.056	DIFFERENCE : 0.000			

LAP	SECTOR 1	SECTOR 2	LAP TIME	MPH	DIFF	TIME OF DAY
1 -	43.717	27.062	1:10.779	61.43	8.723	11:14:43.402
2 -	41.545	27.128	1:08.673	63.32	6.617	11:15:52.075
3 -	41.025	25.838	1:06.863	65.03	4.807	11:16:58.938

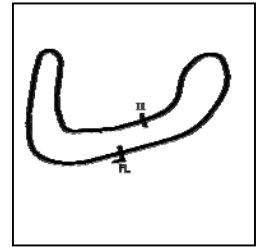
Weather / Track : Cloudy / Drying

Brands Hatch Indy
Circuit Length = 1.2079 miles
Start: 11:12 Flag 11:26 End: 11:27

BMCRC - MRO Championships 2018 - Rnd 1 @ Brands Hatch Indy

BMCRC Thunderbike Extreme

QUALIFYING - SECTOR ANALYSIS



SECTOR 1 = FL to I1, SECTOR 2 = I1 to FL, DIFF = Difference To Personal Best Lap, P = Crossed Finish Line in Pit Lane, D = Time Disallowed

4 -	40.660	25.614	1:06.274	65.61	4.218	11:18:05.212
5 -	40.295	25.521	1:05.816	66.07	3.760	11:19:11.028
6 -	38.619	24.909	1:03.528 (3)	68.45	1.472	11:20:14.556
7 -	39.430	24.793	1:04.223	67.71	2.167	11:21:18.779
8 -	38.218	24.772	1:02.990 (2)	69.03	0.934	11:22:21.769
9 -	37.452	24.604	1:02.056 (1)	70.07		11:23:23.825
10 -	38.380	27.024	1:05.404	66.48	3.348	11:24:29.229
11 -	39.123	24.741	1:03.864	68.09	1.808	11:25:33.093
12 -	38.365	25.385	1:03.750	68.21	1.694	11:26:36.843

P13 228		Clive EMERSON		Honda CBR900RR -			
IDEAL LAP TIME : 1:01.840		BEST LAP TIME : 1:02.103		DIFFERENCE : 0.263			
LAP	SECTOR 1	SECTOR 2	LAP TIME	MPH	DIFF	TIME OF DAY	
1 -	42.384	27.221	1:09.605	62.47	7.502	11:14:38.056	
2 -	40.335	25.681	1:06.016	65.87	3.913	11:15:44.072	
3 -	38.710	25.486	1:04.196	67.73	2.093	11:16:48.268	
4 -	41.279	28.549	1:09.828	62.27	7.725	11:17:58.096	
5 -	38.678	25.139	1:03.817	68.14	1.714	11:19:01.913	
6 -	39.714	25.028	1:04.742	67.16	2.639	11:20:06.655	
7 -	38.864	24.975	1:03.839	68.11	1.736	11:21:10.494	
8 -	37.692	24.411	1:02.103 (1)	70.02		11:22:12.597	
9 -	38.773	24.526	1:03.299 (3)	68.69	1.196	11:23:15.896	
10 -	38.630	24.706	1:03.336	68.65	1.233	11:24:19.232	
11 -	37.549	26.699	1:04.248	67.68	2.145	11:25:23.480	
12 -	37.839	24.291	1:02.130 (2)	69.99	0.027	11:26:25.610	

P14 15		Stacey KILLWORTH		Honda FIREBLADE - BK/Everns			
IDEAL LAP TIME : 1:02.195		BEST LAP TIME : 1:02.273		DIFFERENCE : 0.078			
LAP	SECTOR 1	SECTOR 2	LAP TIME	MPH	DIFF	TIME OF DAY	
1 -	42.351	27.677	1:10.028	62.09	7.755	11:14:44.750	
2 -	41.034	27.365	1:08.399	63.57	6.126	11:15:53.149	
3 -	40.458	26.098	1:06.556	65.33	4.283	11:16:59.705	
4 -	38.369	25.697	1:04.066 (3)	67.87	1.793	11:18:03.771	
5 -	39.874	25.795	1:05.669	66.22	3.396	11:19:09.440	
6 -	39.003	25.792	1:04.795	67.11	2.522	11:20:14.235	
7 -	38.732	25.551	1:04.283	67.64	2.010	11:21:18.518	
8 -	37.747	25.140	1:02.887 (2)	69.14	0.614	11:22:21.405	
9 -	37.055	25.218	1:02.273 (1)	69.83		11:23:23.678	

P15 303		Adam NORTON		Honda CBR929RRY - Cozens Smith Fabrication			
IDEAL LAP TIME : 1:02.166		BEST LAP TIME : 1:02.429		DIFFERENCE : 0.263			
LAP	SECTOR 1	SECTOR 2	LAP TIME	MPH	DIFF	TIME OF DAY	
1 -	45.101	27.854	1:12.955	59.60	10.526	11:14:46.991	
2 -	41.876	26.495	1:08.371	63.60	5.942	11:15:55.362	
3 -	39.576	25.917	1:05.493	66.39	3.064	11:17:00.855	
4 -	39.093	25.418	1:04.511	67.40	2.082	11:18:05.366	
5 -	39.901	25.199	1:05.100	66.79	2.671	11:19:10.466	
6 -	38.672	25.195	1:03.867	68.08	1.438	11:20:14.333	
7 -	38.366	25.367	1:03.733 (3)	68.23	1.304	11:21:18.066	
8 -	37.858	24.571	1:02.429 (1)	69.65		11:22:20.495	
9 -	37.595	25.267	1:02.862 (2)	69.17	0.433	11:23:23.357	

P16 14		David SPENCER		Suzuki GSXR 600 -			
IDEAL LAP TIME : 1:01.817		BEST LAP TIME : 1:02.673		DIFFERENCE : 0.856			
LAP	SECTOR 1	SECTOR 2	LAP TIME	MPH	DIFF	TIME OF DAY	
1 -	44.791	28.678	1:13.469	59.18	10.796	11:14:54.660	
2 -	41.311	26.080	1:07.391	64.52	4.718	11:16:02.051	
3 -	39.719	25.613	1:05.332	66.56	2.659	11:17:07.383	
4 -	39.145	25.232	1:04.377 (3)	67.54	1.704	11:18:11.760	
5 -	39.055	26.296	1:05.351	66.54	2.678	11:19:17.111	

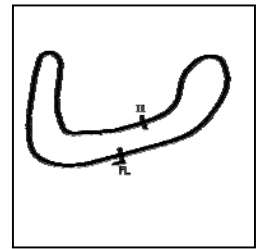
Weather / Track : Cloudy / Drying

Brands Hatch Indy
Circuit Length = 1.2079 miles
Start: 11:12 Flag 11:26 End: 11:27

BMCRC - MRO Championships 2018 - Rnd 1 @ Brands Hatch Indy

BMCRC Thunderbike Extreme

QUALIFYING - SECTOR ANALYSIS



SECTOR 1 = FL to I1, SECTOR 2 = I1 to FL, DIFF = Difference To Personal Best Lap, P = Crossed Finish Line in Pit Lane, D = Time Disallowed

6 -	38.353	24.320	1:02.673 (1)	69.38		11:20:19.784
7 -	39.544	24.316	1:03.860 (2)	68.09	1.187	11:21:23.644
8 -	38.073	23.744	1:01.817 D	70.34		11:22:25.461
9 -	38.929	25.621	1:04.550	67.36	1.877	11:23:30.011
10 -	38.256	26.490	1:04.746	67.16	2.073	11:24:34.757
11 -	41.862	26.161	1:08.023	63.92	5.350	11:25:42.780
12 -	42.809	25.378	1:08.187	63.77	5.514	11:26:50.967

LAP	SECTOR 1	SECTOR 2	LAP TIME	MPH	DIFF	TIME OF DAY
1 -	43.935	27.752	1:11.687	60.66	8.929	11:14:47.310
2 -	40.734	26.322	1:07.056	64.85	4.298	11:15:54.366
3 -	39.940	25.791	1:05.731	66.15	2.973	11:17:00.097
4 -	39.179	25.680	1:04.859 (2)	67.04	2.101	11:18:04.956
5 -	39.354	25.590	1:04.944 (3)	66.95	2.186	11:19:09.900
6 -	39.532	25.753	1:05.285	66.60	2.527	11:20:15.185
7 -	39.953	25.568	1:05.521	66.36	2.763	11:21:20.706
8 -	38.337	24.421	1:02.758 (1)	69.29		11:22:23.464

LAP	SECTOR 1	SECTOR 2	LAP TIME	MPH	DIFF	TIME OF DAY
1 -	42.921	28.232	1:11.153	61.11	8.302	11:14:31.500
2 -	42.508	26.323	1:08.831	63.17	5.980	11:15:40.331
3 -	39.810	25.211	1:05.021	66.87	2.170	11:16:45.352
4 -	43.433	26.667	1:10.100	62.03	7.249	11:17:55.452
5 -	39.641	25.485	1:05.126	66.77	2.275	11:19:00.578
6 -	39.612	25.505	1:05.117	66.78	2.266	11:20:05.695
7 -	38.377	24.474	1:02.851 (1)	69.18		11:21:08.546
8 -	39.157	24.445	1:03.602 (2)	68.37	0.751	11:22:12.148
9 -	40.349	25.381	1:05.730	66.15	2.879	11:23:17.878
10 -	39.023	25.002	1:04.025 (3)	67.92	1.174	11:24:21.903
11 -	37.773	28.921	1:06.694	65.20	3.843	11:25:28.597
12 -	39.394	24.755	1:04.149	67.78	1.298	11:26:32.746

LAP	SECTOR 1	SECTOR 2	LAP TIME	MPH	DIFF	TIME OF DAY
1 -	43.404	26.983	1:10.387	61.78	7.387	11:14:38.043
2 -	41.922	25.533	1:07.455 (3)	64.46	4.455	11:15:45.498
3 -	38.006	24.994	1:03.000 (1)	69.02		11:16:48.498
4 -	38.871	24.382	1:03.253 (2)	68.74	0.253	11:17:51.751
5 -	39.939	27.637	1:07.576	64.35	4.576	11:18:59.327

LAP	SECTOR 1	SECTOR 2	LAP TIME	MPH	DIFF	TIME OF DAY
1 -	46.193	28.574	1:14.767	58.16	11.031	11:14:50.260
2 -	42.609	26.836	1:09.445	62.61	5.709	11:15:59.705
3 -	40.880	26.723	1:07.603	64.32	3.867	11:17:07.308
4 -	40.725	26.283	1:07.008	64.89	3.272	11:18:14.316
5 -	38.866	25.519	1:04.385 (3)	67.54	0.649	11:19:18.701
6 -	39.882	25.495	1:05.377	66.51	1.641	11:20:24.078
7 -	39.113	25.755	1:04.868	67.03	1.132	11:21:28.946
8 -	38.874	25.131	1:04.005 (2)	67.94	0.269	11:22:32.951
9 -	38.481	25.255	1:03.736 (1)	68.22		11:23:36.687
10 -	38.961	25.789	1:04.750	67.15	1.014	11:24:41.437
11 -	39.816	26.774	1:06.590	65.30	2.854	11:25:48.027
12 -	40.140	26.455	1:06.595	65.29	2.859	11:26:54.622

LAP	SECTOR 1	SECTOR 2	LAP TIME	MPH	DIFF	TIME OF DAY
1 -	43.404	26.983	1:10.387	61.78	7.387	11:14:38.043
2 -	41.922	25.533	1:07.455 (3)	64.46	4.455	11:15:45.498
3 -	38.006	24.994	1:03.000 (1)	69.02		11:16:48.498
4 -	38.871	24.382	1:03.253 (2)	68.74	0.253	11:17:51.751
5 -	39.939	27.637	1:07.576	64.35	4.576	11:18:59.327

LAP	SECTOR 1	SECTOR 2	LAP TIME	MPH	DIFF	TIME OF DAY
1 -	46.193	28.574	1:14.767	58.16	11.031	11:14:50.260
2 -	42.609	26.836	1:09.445	62.61	5.709	11:15:59.705
3 -	40.880	26.723	1:07.603	64.32	3.867	11:17:07.308
4 -	40.725	26.283	1:07.008	64.89	3.272	11:18:14.316
5 -	38.866	25.519	1:04.385 (3)	67.54	0.649	11:19:18.701
6 -	39.882	25.495	1:05.377	66.51	1.641	11:20:24.078
7 -	39.113	25.755	1:04.868	67.03	1.132	11:21:28.946
8 -	38.874	25.131	1:04.005 (2)	67.94	0.269	11:22:32.951
9 -	38.481	25.255	1:03.736 (1)	68.22		11:23:36.687
10 -	38.961	25.789	1:04.750	67.15	1.014	11:24:41.437
11 -	39.816	26.774	1:06.590	65.30	2.854	11:25:48.027
12 -	40.140	26.455	1:06.595	65.29	2.859	11:26:54.622

LAP	SECTOR 1	SECTOR 2	LAP TIME	MPH	DIFF	TIME OF DAY
1 -	46.193	28.574	1:14.767	58.16	11.031	11:14:50.260
2 -	42.609	26.836	1:09.445	62.61	5.709	11:15:59.705
3 -	40.880	26.723	1:07.603	64.32	3.867	11:17:07.308
4 -	40.725	26.283	1:07.008	64.89	3.272	11:18:14.316
5 -	38.866	25.519	1:04.385 (3)	67.54	0.649	11:19:18.701
6 -	39.882	25.495	1:05.377	66.51	1.641	11:20:24.078
7 -	39.113	25.755	1:04.868	67.03	1.132	11:21:28.946
8 -	38.874	25.131	1:04.005 (2)	67.94	0.269	11:22:32.951
9 -	38.481	25.255	1:03.736 (1)	68.22		11:23:36.687
10 -	38.961	25.789	1:04.750	67.15	1.014	11:24:41.437
11 -	39.816	26.774	1:06.590	65.30	2.854	11:25:48.027
12 -	40.140	26.455	1:06.595	65.29	2.859	11:26:54.622

LAP	SECTOR 1	SECTOR 2	LAP TIME	MPH	DIFF	TIME OF DAY
1 -	46.193	28.574	1:14.767	58.16	11.031	11:14:50.260
2 -	42.609	26.836	1:09.445	62.61	5.709	11:15:59.705
3 -	40.880	26.723	1:07.603	64.32	3.867	11:17:07.308
4 -	40.725	26.283	1:07.008	64.89	3.272	11:18:14.316
5 -	38.866	25.519	1:04.385 (3)	67.54	0.649	11:19:18.701
6 -	39.882	25.495	1:05.377	66.51	1.641	11:20:24.078
7 -	39.113	25.755	1:04.868	67.03	1.132	11:21:28.946
8 -	38.874	25.131	1:04.005 (2)	67.94	0.269	11:22:32.951
9 -	38.481	25.255	1:03.736 (1)	68.22		11:23:36.687
10 -	38.961	25.789	1:04.750	67.15	1.014	11:24:41.437
11 -	39.816	26.774	1:06.590	65.30	2.854	11:25:48.027
12 -	40.140	26.455	1:06.595	65.29	2.859	11:26:54.622

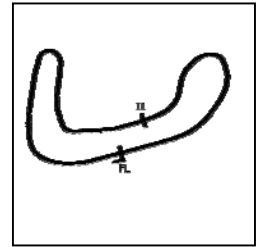
Weather / Track : Cloudy / Drying

Brands Hatch Indy
Circuit Length = 1.2079 miles
Start: 11:12 Flag 11:26 End: 11:27

BMCRC - MRO Championships 2018 - Rnd 1 @ Brands Hatch Indy

BMCRC Thunderbike Extreme

QUALIFYING - SECTOR ANALYSIS



SECTOR 1 = FL to I1, SECTOR 2 = I1 to FL, DIFF = Difference To Personal Best Lap, P = Crossed Finish Line in Pit Lane, D = Time Disallowed

P21 99 R		Robert BREEN		Suzuki GSXR 750 - Traxden Motorcycles			
IDEAL LAP TIME : 1:03.011		BEST LAP TIME : 1:03.791		DIFFERENCE : 0.780			
LAP	SECTOR 1	SECTOR 2	LAP TIME	MPH	DIFF	TIME OF DAY	
1 -	43.736	26.789	1:10.525	61.66	6.734	11:14:47.371	
2 -	39.552	25.839	1:05.391	66.50	1.600	11:15:52.762	
3 -	39.353	25.576	1:04.929	66.97	1.138	11:16:57.691	
4 -	39.447	25.119	1:04.566	67.35	0.775	11:18:02.257	
5 -	39.902	24.785	1:04.687	67.22	0.896	11:19:06.944	
6 -	38.941	25.104	1:04.045 (3)	67.89	0.254	11:20:10.989	
7 -	38.965	24.939	1:03.904 (2)	68.04	0.113	11:21:14.893	
8 -	39.045	24.746	1:03.791 (1)	68.16		11:22:18.684	
9 -	38.720	26.003	1:04.723	67.18	0.932	11:23:23.407	
10 -	39.582	26.462	1:06.044	65.84	2.253	11:24:29.451	
11 -	39.747	25.304	1:05.051	66.84	1.260	11:25:34.502	
12 -	38.265	25.205	1:03.470 D	68.51		11:26:37.972	

P22 84		Steven WAINE		Honda FIREBLADE - Ape Racing			
IDEAL LAP TIME : 1:03.658		BEST LAP TIME : 1:03.943		DIFFERENCE : 0.285			
LAP	SECTOR 1	SECTOR 2	LAP TIME	MPH	DIFF	TIME OF DAY	
1 -	47.240	28.729	1:15.969	57.24	12.026	11:14:49.551	
2 -	42.275	27.098	1:09.373	62.68	5.430	11:15:58.924	
3 -	41.315	26.644	1:07.959	63.98	4.016	11:17:06.883	
4 -	40.719	26.179	1:06.898	65.00	2.955	11:18:13.781	
5 -	40.233	26.322	1:06.555	65.33	2.612	11:19:20.336	
6 -	39.804	25.208	1:05.012	66.88	1.069	11:20:25.348	
7 -	39.466	25.745	1:05.211	66.68	1.268	11:21:30.559	
8 -	40.614	26.304	1:06.918	64.98	2.975	11:22:37.477	
9 -	39.078	25.610	1:04.688 (3)	67.22	0.745	11:23:42.165	
10 -	38.825	25.346	1:04.171 (2)	67.76	0.228	11:24:46.336	
11 -	39.412	25.436	1:04.848	67.05	0.905	11:25:51.184	
12 -	39.110	24.833	1:03.943 (1)	68.00		11:26:55.127	

P23 110		Justin ARBON		Kawasaki ZXR400 - TT plumbing and heating			
IDEAL LAP TIME : 1:03.555		BEST LAP TIME : 1:04.133		DIFFERENCE : 0.578			
LAP	SECTOR 1	SECTOR 2	LAP TIME	MPH	DIFF	TIME OF DAY	
1 -	42.883	28.334	1:11.217	61.06	7.084	11:14:43.413	
2 -	42.260	27.125	1:09.385	62.67	5.252	11:15:52.798	
3 -	42.846	27.489	1:10.335	61.82	6.202	11:17:03.133	
4 -	40.103	26.561	1:06.664	65.23	2.531	11:18:09.797	
5 -	40.099	27.251	1:07.350	64.56	3.217	11:19:17.147	
6 -	40.234	26.432	1:06.666	65.22	2.533	11:20:23.813	
7 -	39.103	25.978	1:05.081 (3)	66.81	0.948	11:21:28.894	
8 -	39.788	25.482	1:05.270	66.62	1.137	11:22:34.164	
9 -	38.073	26.060	1:04.133 (1)	67.80		11:23:38.297	
10 -	38.182	26.047	1:04.229 (2)	67.70	0.096	11:24:42.526	
11 -	41.494	25.697	1:07.191	64.72	3.058	11:25:49.717	
12 -	38.583	26.637	1:05.220	66.67	1.087	11:26:54.937	

P24 100 R		Jon ALLUM		Honda VFR400 - LittleJonny's Catering			
IDEAL LAP TIME : 1:03.485		BEST LAP TIME : 1:04.172		DIFFERENCE : 0.687			
LAP	SECTOR 1	SECTOR 2	LAP TIME	MPH	DIFF	TIME OF DAY	
1 -	43.777	29.045	1:12.822	59.71	8.650	11:14:37.097	
2 -	42.662	27.388	1:10.050	62.07	5.878	11:15:47.147	
3 -	40.154	25.986	1:06.140	65.74	1.968	11:16:53.287	
4 -	38.247	26.203	1:04.450 (3)	67.47	0.278	11:17:57.737	
5 -	38.418	25.905	1:04.323 (2)	67.60	0.151	11:19:02.060	
6 -	38.934	25.238	1:04.172 (1)	67.76		11:20:06.232	

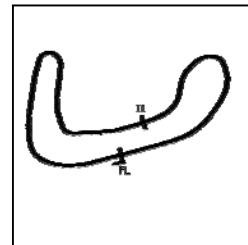
Weather / Track : Cloudy / Drying

Brands Hatch Indy
Circuit Length = 1.2079 miles
Start: 11:12 Flag 11:26 End: 11:27

BMCRC - MRO Championships 2018 - Rnd 1 @ Brands Hatch Indy

BMCRC Thunderbike Extreme

QUALIFYING - SECTOR ANALYSIS



SECTOR 1 = FL to I1, SECTOR 2 = I1 to FL, DIFF = Difference To Personal Best Lap, P = Crossed Finish Line in Pit Lane, D = Time Disallowed

P25 25		Harrison DAY		Aprilia MILLE 1000 -			
IDEAL LAP TIME : 1:03.653		BEST LAP TIME : 1:04.311		DIFFERENCE : 0.658			
LAP	SECTOR 1	SECTOR 2	LAP TIME	MPH	DIFF	TIME OF DAY	
1 -	44.428	28.446	1:12.874	59.67	8.563	11:14:42.665	
2 -	41.755	27.094	1:08.849	63.16	4.538	11:15:51.514	
3 -	39.703	26.217	1:05.920	65.96	1.609	11:16:57.434	
4 -	39.789	26.079	1:05.868	66.01	1.557	11:18:03.302	
5 -	40.105	25.943	1:06.048	65.84	1.737	11:19:09.350	
6 -	38.932	25.675	1:04.607 (2)	67.30	0.296	11:20:13.957	
7 -	40.608	26.128	1:06.736	65.16	2.425	11:21:20.693	
8 -	39.124	25.187	1:04.311 (1)	67.61		11:22:25.004	
9 -	39.095	25.549	1:04.644 (3)	67.27	0.333	11:23:29.648	

P26 131		Doug EDMONDSON		Yamaha R6 - Wave Racing Developments			
IDEAL LAP TIME : 1:04.552		BEST LAP TIME : 1:05.062		DIFFERENCE : 0.510			
LAP	SECTOR 1	SECTOR 2	LAP TIME	MPH	DIFF	TIME OF DAY	
1 -	43.343	28.076	1:11.419	60.88	6.357	11:14:36.629	
2 -	39.786	25.813	1:05.599 (2)	66.29	0.537	11:15:42.228	
3 -	38.949	26.809	1:05.758 (3)	66.13	0.696	11:16:47.986	
4 -	41.195	27.658	1:08.853	63.15	3.791	11:17:56.839	
5 -	38.739	26.323	1:05.062 (1)	66.83		11:19:01.901	
6 -	40.127	25.914	1:06.041	65.84	0.979	11:20:07.942	

P27 46		Adrian DRAPER		Suzuki GSXR 750 - droopy racing uk			
IDEAL LAP TIME : 1:08.177		BEST LAP TIME : 1:08.389		DIFFERENCE : 0.212			
LAP	SECTOR 1	SECTOR 2	LAP TIME	MPH	DIFF	TIME OF DAY	
1 -	46.721	30.548	1:17.269	56.27	8.880	11:14:55.836	
2 -	44.427	28.631	1:13.058	59.52	4.669	11:16:08.894	
3 -	42.655	27.866	1:10.521	61.66	2.132	11:17:19.415	
4 -	41.905	27.590	1:09.495	62.57	1.106	11:18:28.910	
5 -	42.838	27.848	1:10.686	61.52	2.297	11:19:39.596	
6 -	41.823	27.229	1:09.052 (3)	62.97	0.663	11:20:48.648	
7 -	41.831	27.118	1:08.949 (2)	63.06	0.560	11:21:57.597	
8 -	43.204	27.698	1:10.902	61.33	2.513	11:23:08.499	
9 -	41.059	27.330	1:08.389 (1)	63.58		11:24:16.888	
10 -	42.488	28.145	1:10.633	61.56	2.244	11:25:27.521	
11 -	42.058	27.435	1:09.493	62.57	1.104	11:26:37.014	

P28 30 R		Connor SWYER		Kawasaki ZXR 400 - owkay clothing & EBC brakes			
IDEAL LAP TIME : 1:08.512		BEST LAP TIME : 1:09.192		DIFFERENCE : 0.680			
LAP	SECTOR 1	SECTOR 2	LAP TIME	MPH	DIFF	TIME OF DAY	
1 -	48.171	30.682	1:18.853 (3)	55.14	9.661	11:15:16.615	
2 -	44.726	28.337	1:13.063 (2)	59.51	3.871	11:16:29.678	
3 -	42.441	26.751	1:09.192 (1)	62.84		11:17:38.870	
4 -	42.145	IN PIT	2:28.800 P	29.22	1:19.608	11:20:07.670	
5 -	OUTLAP	28.163	1:21.994	53.03	12.802	11:21:29.664	

P29 37 R		Robert MARSH		Honda FIREBLADE -			
IDEAL LAP TIME : 1:09.640		BEST LAP TIME : 1:10.398		DIFFERENCE : 0.758			
LAP	SECTOR 1	SECTOR 2	LAP TIME	MPH	DIFF	TIME OF DAY	
1 -	46.708	30.051	1:16.759	56.65	6.361	11:15:01.560	
2 -	43.368	28.803	1:12.171 (2)	60.25	1.773	11:16:13.731	
3 -	43.721	29.252	1:12.973 (3)	59.59	2.575	11:17:26.704	
4 -	42.851	27.547	1:10.398 (1)	61.77		11:18:37.102	

P30 130 R		Fraser GRINSTEAD		Suzuki GSXR 750 SRAD - TRAPDOOR RACING			
IDEAL LAP TIME : 1:10.058		BEST LAP TIME : 1:10.937		DIFFERENCE : 0.879			
LAP	SECTOR 1	SECTOR 2	LAP TIME	MPH	DIFF	TIME OF DAY	

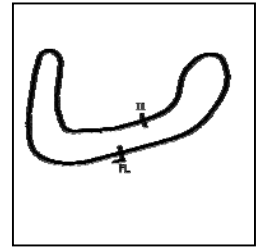
Weather / Track : Cloudy / Drying

Brands Hatch Indy
Circuit Length = 1.2079 miles
Start: 11:12 Flag 11:26 End: 11:27

BMCRC - MRO Championships 2018 - Rnd 1 @ Brands Hatch Indy

BMCRC Thunderbike Extreme

QUALIFYING - SECTOR ANALYSIS



SECTOR 1 = FL to I1, SECTOR 2 = I1 to FL, DIFF = Difference To Personal Best Lap, P = Crossed Finish Line in Pit Lane, D = Time Disallowed

1 -	54.265	33.021	1:27.286	49.82	16.349	11:15:21.237
2 -	49.191	30.293	1:19.484	54.71	8.547	11:16:40.721
3 -	48.437	30.972	1:19.409	54.76	8.472	11:18:00.130
4 -	45.906	29.301	1:15.207	57.82	4.270	11:19:15.337
5 -	45.430	28.967	1:14.397	58.45	3.460	11:20:29.734
6 -	45.660	28.448	1:14.108	58.67	3.171	11:21:43.842
7 -	44.583	27.455	1:12.038	60.36	1.101	11:22:55.880
8 -	43.503	28.413	1:11.916 (2)	60.46	0.979	11:24:07.796
9 -	42.603	28.334	1:10.937 (1)	61.30		11:25:18.733
10 -	43.410	28.535	1:11.945 (3)	60.44	1.008	11:26:30.678

P31 18 R Stuart ALBON

Suzuki GSXR750X -

IDEAL LAP TIME : 1:14.454

BEST LAP TIME : 1:14.549

DIFFERENCE : 0.095

LAP	SECTOR 1	SECTOR 2	LAP TIME	MPH	DIFF	TIME OF DAY
1 -			1:26.871	50.05	12.322	11:15:17.046
2 -			1:19.948	54.39	5.399	11:16:36.994
3 -			1:23.687	51.96	9.138	11:18:00.681
4 -			1:20.426	54.06	5.877	11:19:21.107
5 -			1:19.571 (3)	54.65	5.022	11:20:40.678
6 -	45.835	29.547	1:15.382 (2)	57.68	0.833	11:21:56.060
7 -	44.907	29.642	1:14.549 (1)	58.33		11:23:10.609

BMCRC - MRO Championships 2018 - Rnd 1 @ Brands Hatch Indy

BMCRC Thunderbike Extreme

QUALIFYING - BEST SECTORS

SECTOR 1			SECTOR 2			IDEAL / BEST COMPARISON						
POS	NO	NAME	TIME	NO	NAME	TIME	POS	NO	NAME	IDEAL	BEST	DIFF
1	258	FRIEND	34.691	64	CHAMBERLAIN	22.461	1	258	FRIEND	57.386	58.473	1.087
2	85	TUCKER	34.852	258	FRIEND	22.695	2	64	CHAMBERLAIN	57.470	57.983	0.513
3	64	CHAMBERLAIN	35.009	85	TUCKER	22.858	3	85	TUCKER	57.710	57.967	0.257
4	114	MARTIN	35.370	114	MARTIN	22.942	4	114	MARTIN	58.312	58.475	0.163
5	40	SHELVEY	35.596	6	BRYANT	23.035	5	40	SHELVEY	58.746	58.746	0.000
6	6	BRYANT	35.899	40	SHELVEY	23.150	6	6	BRYANT	58.934	59.443	0.509
7	41	ABRAHAM	36.002	82	HINNELLS	23.235	7	82	HINNELLS	59.406	1:00.277	0.871
8	77	MAY	36.052	41	ABRAHAM	23.421	8	41	ABRAHAM	59.423	59.657	0.234
9	82	HINNELLS	36.171	77	MAY	23.592	9	77	MAY	59.644	1:00.007	0.363
10	15	KILLWORTH	37.055	14	SPENCER	23.744	10	43	WILLSHER	1:00.992	1:01.351	0.359
11	43	WILLSHER	37.104	43	WILLSHER	23.888	11	14	SPENCER	1:01.817	1:02.673	0.856
12	16	WREN	37.452	228	EMERSON	24.291	12	228	EMERSON	1:01.840	1:02.103	0.263
13	228	EMERSON	37.549	69	RUSSO	24.382	13	16	WREN	1:02.056	1:02.056	0.000
14	303	NORTON	37.595	65	SOILLEUX	24.421	14	303	NORTON	1:02.166	1:02.429	0.263
15	48	FUNNEL	37.773	48	FUNNEL	24.445	15	15	KILLWORTH	1:02.195	1:02.273	0.078
16	69	RUSSO	38.006	303	NORTON	24.571	16	48	FUNNEL	1:02.218	1:02.851	0.633
17	14	SPENCER	38.073	16	WREN	24.604	17	69	RUSSO	1:02.388	1:03.000	0.612
18	110	ARBON	38.073	99	BREEN	24.746	18	65	SOILLEUX	1:02.758	1:02.758	0.000
19	100	ALLUM	38.247	84	WAINE	24.833	19	99	BREEN	1:03.011	1:03.791	0.780
20	99	BREEN	38.265	35	HARVEY	25.131	20	100	ALLUM	1:03.485	1:04.172	0.687
21	65	SOILLEUX	38.337	15	KILLWORTH	25.140	21	110	ARBON	1:03.555	1:04.133	0.578
22	25	DAY	38.466	25	DAY	25.187	22	35	HARVEY	1:03.612	1:03.736	0.124
23	35	HARVEY	38.481	100	ALLUM	25.238	23	25	DAY	1:03.653	1:04.311	0.658
24	131	EDMONDSON	38.739	110	ARBON	25.482	24	84	WAINE	1:03.658	1:03.943	0.285
25	84	WAINE	38.825	131	EDMONDSON	25.813	25	131	EDMONDSON	1:04.552	1:05.062	0.510
26	46	DRAPER	41.059	30	SWYER	26.751	26	46	DRAPER	1:08.177	1:08.389	0.212
27	30	SWYER	41.761	46	DRAPER	27.118	27	30	SWYER	1:08.512	1:09.192	0.680
28	37	MARSH	42.093	130	GRINSTEAD	27.455	28	37	MARSH	1:09.640	1:10.398	0.758
29	130	GRINSTEAD	42.603	37	MARSH	27.547	29	130	GRINSTEAD	1:10.058	1:10.937	0.879
30	18	ALBON	44.907	18	ALBON	29.547	30	18	ALBON	1:14.454	1:14.549	0.095
31							31	44	DAVIES		1:01.878	

Weather / Track : Cloudy / Drying

Results can be found at www.tsl-timing.com

Brands Hatch Indy
Circuit Length = 1.2079 miles
Start: 11:12 Flag 11:26 End: 11:27

Printed - 11:32 Saturday, 10 March 2018

BMCRC - MRO Championships 2018 - Rnd 1 @ Brands Hatch Indy



BMCRC Thunderbike Extreme

RACE 8 - GRID (10 Laps)

ROW 12	36		35	51 Michael HOGARTH	34	33 Carl JOHNSTONE		
ROW 11		33	22 Dave HARVIEK	32	10 Alexandru TRAXLER	31	18 Stuart ALBON 1:14.549	
ROW 10		30	1:10.937 130 Fraser GRINSTEAD	29	1:10.398 37 Robert MARSH	28	1:09.192 30 Connor SWYER	
ROW 9			27	1:08.389 46 Adrian DRAPER	26	1:05.062 131 Doug EDMONDSON	25	1:04.311 25 Harrison DAY
ROW 8		24	1:04.172 100 Jon ALLUM	23	1:04.133 110 Justin ARBON	22	1:03.943 84 Steven WAINE	
ROW 7			21	1:03.791 99 Robert BREEN	20	1:03.736 35 Stephen HARVEY	19	1:03.000 69 Tony RUSSO
ROW 6		18	1:02.851 48 Peter FUNNELL	17	1:02.758 65 Ian SOILLEUX	16	1:02.673 14 David SPENCER	
ROW 5			15	1:02.429 303 Adam NORTON	14	1:02.273 15 Stacey KILLWORTH	13	1:02.103 228 Clive EMERSON
ROW 4		12	1:02.056 16 Matthew WREN	11	1:01.878 44 Denzil DAVIES	10	1:01.351 43 Richard WILLSSHER	
ROW 3			9	1:00.277 82 Matt HINNELLS	8	1:00.007 77 David MAY	7	59.657 41 David ABRAHAM
ROW 2		6	59.443 6 Robert BRYANT	5	58.746 40 David SHELVEY	4	58.475 114 Ricky MARTIN	
ROW 1			3	58.473 258 Ande FRIEND	2	57.983 64 Barry CHAMBERLAIN	1	57.967 85 Carl TUCKER Pole

Brands Hatch Indy
Circuit Length = 1.2079 miles

These results are provisional until the conclusion of any judicial and technical matters.

Clerk Of Course :	Timekeeper :
-------------------	--------------

Results can be found at www.tsl-timing.com

Printed - 11:33 Saturday, 10 March 2018



BMCRC - MRO Championships 2018 - Rnd 1 @ Brands Hatch Indy

BMCRC Thunderbike Extreme

RACE 8 - CLASSIFICATION

POS	NO	CL	PIC NAME	ENTRY	LAPS	TIME	GAP	DIFF	MPH	BEST	ON
1	64		1 Barry CHAMBERLAIN	Suzuki GSXR 750 Y - Goldline Maintenance Service	10	8:55.222			81.24	52.482	9
2	40		2 David SHELVEY	Suzuki GSXR 600 K1 - ymark.com	10	9:00.905	5.683	5.683	80.39	52.524	3
3	77		3 David MAY	Suzuki GSXR 750 K1 - ELP Racing	10	9:04.098	8.876	3.193	79.92	52.121	10
4	41		4 David ABRAHAM	Aprilia RSVR - Cambridge Motorcycles	10	9:04.403	9.181	0.305	79.87	52.597	10
5	44*		5 Denzil DAVIES	Suzuki GSXR 750 - Advanced Mouldings Ltd	10	9:10.581	15.359	6.178	78.98	52.054	10
6	85		6 Carl TUCKER	Aprilia RSV MILLE - Black and White Racing	10	9:10.700	15.478	0.119	78.96	53.476	7
7	114		7 Ricky MARTIN	Suzuki GSXR 750 - S.s.s	10	9:26.026	30.804	15.326	76.82	54.190	10
8	82		8 Matt HINNELLS	Aprilia RSV MILLE 1000 - Bears repairs/Jamie Vale	10	9:27.386	32.164	1.360	76.64	55.194	3
9	258		9 Ande FRIEND	Suzuki GSXR750 - Flying colours MCT	10	9:27.772	32.550	0.386	76.59	54.987	2
10	131		10 Doug EDMONDSON	Yamaha R6 - Wave Racing Developments	10	9:28.323	33.101	0.551	76.51	53.547	10
11	303		11 Adam NORTON	Honda CBR929RRY - Cozens Smith Fabrication	10	9:32.541	37.319	4.218	75.95	54.646	10
12	15		12 Stacey KILLWORTH	Honda FIREBLADE - BK/Everns	10	9:33.385	38.163	0.844	75.84	54.506	10
13	16		13 Matthew WREN	Suzuki GSXR - Broken Matt	10	9:33.540	38.318	0.155	75.82	54.518	10
14	48	R	1 Peter FUNNELL	Honda 929 -	10	9:43.752	48.530	10.212	74.49	55.705	10
15	6	R	2 Robert BRYANT	Aprilia RSV -	10	9:45.182	49.960	1.430	74.31	57.182	2
16	14		14 David SPENCER	Suzuki GSXR 600 -	10	9:45.998	50.776	0.816	74.20	56.826	6
17	35	R	3 Stephen HARVEY	Yamaha YZF R1 -	10	9:48.070	52.848	2.072	73.94	57.024	5
18	37	R	4 Robert MARSH	Honda FIREBLADE -	10	9:50.867	55.645	2.797	73.59	56.587	4
19	228		15 Clive EMERSON	Honda CBR900RR -	10	9:53.115	57.893	2.248	73.31	57.185	2
20	65		20 Ian SOILLEUX	Suzuki SV 650 - Soltech (Southwest)	10	9:55.059	59.837	1.944	73.07	56.878	9
21	43		17 Richard WILLSSHER	Yamaha R1 - Willsher Plant	10	9:58.030	1:02.808	2.971	72.71	55.930	9
22	84		18 Steven WAINE	Honda FIREBLADE - Ape Racing	9	8:59.342	1 Lap	1 Lap	72.56	57.664	4
23	99	R	5 Robert BREEN	Suzuki GSXR 750 - Traxden Motorcycles	9	9:11.886	1 Lap	12.544	70.91	58.691	9
24	46		19 Adrian DRAPER	Suzuki GSXR 750 - droopy racing uk	9	9:17.161	1 Lap	5.275	70.24	59.597	9
25	100	R	6 Jon ALLUM	Honda VFR400 - LittleJonny's Catering	9	9:20.944	1 Lap	3.783	69.77	1:00.068	9
26	130	R	7 Fraser GRINSTEAD	Suzuki GSXR 750 SRAD - TRAPDOOR RACING	8	9:11.152	2 Laps	1 Lap	63.12	1:07.272	5
27	18*	R	8 Stuart ALBON	Suzuki GSXR750X -	8	9:58.586	2 Laps	47.434	58.11	1:11.429	7

NOT CLASSIFIED

DNF	69		Tony RUSSO	Suzuki GSXR 750 - Titan Elevators	7	6:51.861	3 Laps	1 Lap	73.90	56.232	3
DNF	110		Justin ARBON	Kawasaki ZXR400 - TT plumbing and heating	6	6:36.531	4 Laps	1 Lap	65.79	1:03.777	2
DNF	25		Harrison DAY	Aprilia MILLE 1000 -	4	4:15.888	6 Laps	2 Laps	67.97	1:01.719	3
DNF	30	R	Connor SWYER	Kawasaki ZXR 400 - owkay clothing & EBC brakes	2	2:14.408	8 Laps	2 Laps	64.70	1:01.602	2

FASTEST LAP

44			Denzil DAVIES	Suzuki GSXR 750 - Advanced Mouldings Ltd	10	52.054		83.54 mph		134.44 kph
48	R		Peter FUNNELL	Honda 929 -	10	55.705		78.06 mph		125.63 kph

* No. 44 - Please fit a working transponder

* No. 18 - Please improve location of transponder - poor signal

Class - 92.5% of Race Speed = 75.14 mph

Class R - 92.5% of Race Speed = 68.90 mph

Brands Hatch Indy

Circuit Length = 1.2079 miles

Start: 14:59 Flag 15:08 End: 15:09

Weather / Track : Cloudy / Dry

These results are provisional until the conclusion of any judicial and technical matters.

Clerk Of Course :	Timekeeper :
-------------------	--------------

Results can be found at www.tsl-timing.com

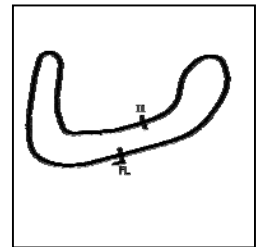
Printed - 15:10 Saturday, 10 March 2018



BMCRC - MRO Championships 2018 - Rnd 1 @ Brands Hatch Indy

BMCRC Thunderbike Extreme

RACE 8 - SECTOR ANALYSIS



SECTOR 1 = FL to I1, SECTOR 2 = I1 to FL, DIFF = Difference To Personal Best Lap, P = Crossed Finish Line in Pit Lane, D = Time Disallowed

P1 64		Barry CHAMBERLAIN		Suzuki GSXR 750 Y - Goldline Maintenance Services		
IDEAL LAP TIME : 52.379		BEST LAP TIME : 52.482		DIFFERENCE : 0.103		
LAP	SECTOR 1	SECTOR 2	LAP TIME	MPH	DIFF	TIME OF DAY
1 -			58.466	74.37	5.984	15:00:07.018
2 -	32.185	20.949	53.134	81.84	0.652	15:01:00.152
3 -	31.789	20.815	52.604 (3)	82.66	0.122	15:01:52.756
4 -	32.196	20.891	53.087	81.91	0.605	15:02:45.843
5 -	31.993	20.607	52.600 (2)	82.67	0.118	15:03:38.443
6 -	31.772	20.929	52.701	82.51	0.219	15:04:31.144
7 -	31.970	21.554	53.524	81.24	1.042	15:05:24.668
8 -	32.534	20.775	53.309	81.57	0.827	15:06:17.977
9 -	31.830	20.652	52.482 (1)	82.85		15:07:10.459
10 -	32.451	20.864	53.315	81.56	0.833	15:08:03.774

P2 40		David SHELVEY		Suzuki GSXR 600 K1 - ymark.com		
IDEAL LAP TIME : 52.311		BEST LAP TIME : 52.524		DIFFERENCE : 0.213		
LAP	SECTOR 1	SECTOR 2	LAP TIME	MPH	DIFF	TIME OF DAY
1 -			58.793	73.96	6.269	15:00:07.345
2 -	32.406	20.987	53.393	81.44	0.869	15:01:00.738
3 -	31.716	20.808	52.524 (1)	82.79		15:01:53.262
4 -	32.111	20.595	52.706 (2)	82.50	0.182	15:02:45.968
5 -	32.128	20.698	52.826 (3)	82.31	0.302	15:03:38.794
6 -	32.260	21.003	53.263	81.64	0.739	15:04:32.057
7 -	32.379	22.776	55.155	78.84	2.631	15:05:27.212
8 -	33.068	22.334	55.402	78.49	2.878	15:06:22.614
9 -	32.293	21.097	53.390	81.44	0.866	15:07:16.004
10 -	32.699	20.754	53.453	81.35	0.929	15:08:09.457

P3 77		David MAY		Suzuki GSXR 750 K1 - ELP Racing		
IDEAL LAP TIME : 52.121		BEST LAP TIME : 52.121		DIFFERENCE : 0.000		
LAP	SECTOR 1	SECTOR 2	LAP TIME	MPH	DIFF	TIME OF DAY
1 -		21.696	1:01.688	70.49	9.567	15:00:10.240
2 -	33.466	21.257	54.723	79.46	2.602	15:01:04.963
3 -	32.782	21.163	53.945	80.61	1.824	15:01:58.908
4 -	32.532	21.040	53.572	81.17	1.451	15:02:52.480
5 -	32.314	21.588	53.902	80.67	1.781	15:03:46.382
6 -	32.255	21.131	53.386 (3)	81.45	1.265	15:04:39.768
7 -	31.984	21.138	53.122 (2)	81.86	1.001	15:05:32.890
8 -	32.456	21.169	53.625	81.09	1.504	15:06:26.515
9 -	32.323	21.691	54.014	80.50	1.893	15:07:20.529
10 -	31.388	20.733	52.121 (1)	83.43		15:08:12.650

P4 41		David ABRAHAM		Aprilia RSVR - Cambridge Motorcycles		
IDEAL LAP TIME : 52.597		BEST LAP TIME : 52.597		DIFFERENCE : 0.000		
LAP	SECTOR 1	SECTOR 2	LAP TIME	MPH	DIFF	TIME OF DAY
1 -		22.056	1:01.644	70.54	9.047	15:00:10.196
2 -	33.670	21.479	55.149	78.85	2.552	15:01:05.345
3 -	33.258	21.366	54.624	79.60	2.027	15:01:59.969
4 -	32.821	20.797	53.618	81.10	1.021	15:02:53.587
5 -	31.969	21.177	53.146 (2)	81.82	0.549	15:03:46.733
6 -	32.107	21.096	53.203	81.73	0.606	15:04:39.936
7 -	32.185	21.010	53.195 (3)	81.74	0.598	15:05:33.131
8 -	32.355	21.465	53.820	80.79	1.223	15:06:26.951
9 -	32.082	21.325	53.407	81.42	0.810	15:07:20.358
10 -	31.834	20.763	52.597 (1)	82.67		15:08:12.955

P5 44		Denzil DAVIES		Suzuki GSXR 750 - Advanced Mouldings Ltd		
IDEAL LAP TIME :		BEST LAP TIME : 52.054		DIFFERENCE :		
LAP	SECTOR 1	SECTOR 2	LAP TIME	MPH	DIFF	TIME OF DAY

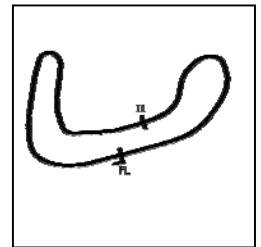
Weather / Track : Cloudy / Dry

Brands Hatch Indy
Circuit Length = 1.2079 miles
Start: 14:59 Flag 15:08 End: 15:09

BMCRC - MRO Championships 2018 - Rnd 1 @ Brands Hatch Indy

BMCRC Thunderbike Extreme

RACE 8 - SECTOR ANALYSIS



SECTOR 1 = FL to I1, SECTOR 2 = I1 to FL, DIFF = Difference To Personal Best Lap, P = Crossed Finish Line in Pit Lane, D = Time Disallowed

1 -			1:03.734	68.22	11.680	15:00:12.286
2 -			55.811	77.91	3.757	15:01:08.097
3 -			54.674	79.53	2.620	15:02:02.771
4 -			54.678	79.53	2.624	15:02:57.449
5 -			55.023	79.03	2.969	15:03:52.472
6 -			54.202	80.22	2.148	15:04:46.674
7 -			53.549 (3)	81.20	1.495	15:05:40.223
8 -			53.967	80.57	1.913	15:06:34.190
9 -			52.889 (2)	82.22	0.835	15:07:27.079
10 -			52.054 (1)	83.54		15:08:19.133

P6 85 Carl TUCKER		Aprilia RSV MILLE - Black and White Racing				
IDEAL LAP TIME : 53.476		BEST LAP TIME : 53.476		DIFFERENCE : 0.000		
LAP	SECTOR 1	SECTOR 2	LAP TIME	MPH	DIFF	TIME OF DAY
1 -			1:01.396	70.82	7.920	15:00:09.948
2 -	33.505	21.480	54.985	79.08	1.509	15:01:04.933
3 -	33.595	21.278	54.873	79.24	1.397	15:01:59.806
4 -	34.541	21.231	55.772	77.97	2.296	15:02:55.578
5 -	32.708	21.095	53.803 (3)	80.82	0.327	15:03:49.381
6 -	32.766	21.144	53.910	80.66	0.434	15:04:43.291
7 -	32.396	21.080	53.476 (1)	81.31		15:05:36.767
8 -	33.731	21.090	54.821	79.32	1.345	15:06:31.588
9 -	32.450	21.230	53.680 (2)	81.00	0.204	15:07:25.268
10 -	32.427	21.557	53.984	80.55	0.508	15:08:19.252

P7 114 Ricky MARTIN		Suzuki GSXR 750 - S.s.s				
IDEAL LAP TIME : 54.113		BEST LAP TIME : 54.190		DIFFERENCE : 0.077		
LAP	SECTOR 1	SECTOR 2	LAP TIME	MPH	DIFF	TIME OF DAY
1 -		22.889	1:04.997	66.90	10.807	15:00:13.549
2 -	34.806	22.049	56.855	76.48	2.665	15:01:10.404
3 -	34.540	22.813	57.353	75.82	3.163	15:02:07.757
4 -	34.695	22.837	57.532	75.58	3.342	15:03:05.289
5 -	34.425	21.688	56.113	77.49	1.923	15:04:01.402
6 -	32.882	21.315	54.197 (2)	80.23	0.007	15:04:55.599
7 -	33.013	21.371	54.384 (3)	79.96	0.194	15:05:49.983
8 -	33.224	21.290	54.514	79.77	0.324	15:06:44.497
9 -	33.692	22.199	55.891	77.80	1.701	15:07:40.388
10 -	32.823	21.367	54.190 (1)	80.24		15:08:34.578

P8 82 Matt HINNELLS		Aprilia RSV MILLE 1000 - Bears repairs/Jamie Vale Carpentry				
IDEAL LAP TIME : 55.104		BEST LAP TIME : 55.194		DIFFERENCE : 0.090		
LAP	SECTOR 1	SECTOR 2	LAP TIME	MPH	DIFF	TIME OF DAY
1 -		21.941	1:02.242	69.86	7.048	15:00:10.794
2 -	33.719	21.552	55.271 (2)	78.67	0.077	15:01:06.065
3 -	33.552	21.642	55.194 (1)	78.78		15:02:01.259
4 -	34.083	22.006	56.089	77.53	0.895	15:02:57.348
5 -	34.090	21.716	55.806	77.92	0.612	15:03:53.154
6 -	34.398	22.277	56.675	76.72	1.481	15:04:49.829
7 -	33.989	22.107	56.096	77.52	0.902	15:05:45.925
8 -	34.421	22.619	57.040	76.23	1.846	15:06:42.965
9 -	35.084	22.205	57.289	75.90	2.095	15:07:40.254
10 -	33.762	21.922	55.684 (3)	78.09	0.490	15:08:35.938

P9 258 Ande FRIEND		Suzuki GSXR750 - Flying colours MCT				
IDEAL LAP TIME : 54.912		BEST LAP TIME : 54.987		DIFFERENCE : 0.075		
LAP	SECTOR 1	SECTOR 2	LAP TIME	MPH	DIFF	TIME OF DAY
1 -		22.051	1:02.137	69.98	7.150	15:00:10.689
2 -	33.589	21.398	54.987 (1)	79.08		15:01:05.676
3 -	33.514	21.588	55.102 (2)	78.91	0.115	15:02:00.778
4 -	34.375	21.860	56.235	77.32	1.248	15:02:57.013

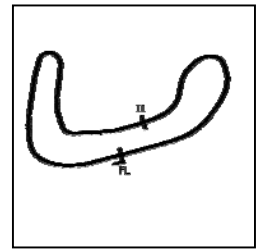
Weather / Track : Cloudy / Dry

Brands Hatch Indy
Circuit Length = 1.2079 miles
Start: 14:59 Flag 15:08 End: 15:09

BMCRC - MRO Championships 2018 - Rnd 1 @ Brands Hatch Indy

BMCRC Thunderbike Extreme

RACE 8 - SECTOR ANALYSIS



SECTOR 1 = FL to I1, SECTOR 2 = I1 to FL, DIFF = Difference To Personal Best Lap, P = Crossed Finish Line in Pit Lane, D = Time Disallowed

5 -	33.709	21.847	55.556 (3)	78.27	0.569	15:03:52.569
6 -	34.881	21.953	56.834	76.51	1.847	15:04:49.403
7 -	33.957	22.391	56.348	77.17	1.361	15:05:45.751
8 -	35.077	22.353	57.430	75.72	2.443	15:06:43.181
9 -	35.029	22.471	57.500	75.62	2.513	15:07:40.681
10 -	33.741	21.902	55.643	78.15	0.656	15:08:36.324

P10 131	Doug EDMONDSON	Yamaha R6 - Wave Racing Developments
IDEAL LAP TIME : 53.547	BEST LAP TIME : 53.547	DIFFERENCE : 0.000

LAP	SECTOR 1	SECTOR 2	LAP TIME	MPH	DIFF	TIME OF DAY
1 -		23.109	1:05.862	66.02	12.315	15:00:14.414
2 -	34.823	22.267	57.090	76.17	3.543	15:01:11.504
3 -	34.127	22.580	56.707	76.68	3.160	15:02:08.211
4 -	34.908	22.553	57.461	75.67	3.914	15:03:05.672
5 -	34.798	22.280	57.078	76.18	3.531	15:04:02.750
6 -	33.822	22.110	55.932	77.74	2.385	15:04:58.682
7 -	33.859	21.545	55.404	78.48	1.857	15:05:54.086
8 -	33.197	21.631	54.828 (3)	79.31	1.281	15:06:48.914
9 -	32.968	21.446	54.414 (2)	79.91	0.867	15:07:43.328
10 -	32.205	21.342	53.547 (1)	81.21		15:08:36.875

P11 303	Adam NORTON	Honda CBR929RRY - Cozens Smith Fabrication
IDEAL LAP TIME : 54.413	BEST LAP TIME : 54.646	DIFFERENCE : 0.233

LAP	SECTOR 1	SECTOR 2	LAP TIME	MPH	DIFF	TIME OF DAY
1 -		23.697	1:07.443	64.47	12.797	15:00:15.995
2 -	35.814	22.548	58.362	74.51	3.716	15:01:14.357
3 -	34.199	22.159	56.358	77.16	1.712	15:02:10.715
4 -	33.612	22.991	56.603	76.82	1.957	15:03:07.318
5 -	34.321	22.770	57.091	76.16	2.445	15:04:04.409
6 -	33.421	21.620	55.041 (3)	79.00	0.395	15:04:59.450
7 -	33.882	21.908	55.790	77.94	1.144	15:05:55.240
8 -	33.811	22.632	56.443	77.04	1.797	15:06:51.683
9 -	33.197	21.567	54.764 (2)	79.40	0.118	15:07:46.447
10 -	32.846	21.800	54.646 (1)	79.57		15:08:41.093

P12 15	Stacey KILLWORTH	Honda FIREBLADE - BK/Everns
IDEAL LAP TIME : 54.506	BEST LAP TIME : 54.506	DIFFERENCE : 0.000

LAP	SECTOR 1	SECTOR 2	LAP TIME	MPH	DIFF	TIME OF DAY
1 -		22.862	1:05.240	66.65	10.734	15:00:13.792
2 -	34.796	22.139	56.935	76.37	2.429	15:01:10.727
3 -	34.588	22.516	57.104	76.15	2.598	15:02:07.831
4 -	34.924	22.684	57.608	75.48	3.102	15:03:05.439
5 -	34.731	22.288	57.019	76.26	2.513	15:04:02.458
6 -	33.766	22.168	55.934 (3)	77.74	1.428	15:04:58.392
7 -	34.500	22.077	56.577	76.86	2.071	15:05:54.969
8 -	33.726	22.929	56.655	76.75	2.149	15:06:51.624
9 -	34.114	21.693	55.807 (2)	77.92	1.301	15:07:47.431
10 -	32.919	21.587	54.506 (1)	79.78		15:08:41.937

P13 16	Matthew WREN	Suzuki GSXR - Broken Matt
IDEAL LAP TIME : 54.518	BEST LAP TIME : 54.518	DIFFERENCE : 0.000

LAP	SECTOR 1	SECTOR 2	LAP TIME	MPH	DIFF	TIME OF DAY
1 -		22.696	1:04.714	67.19	10.196	15:00:13.266
2 -	35.556	22.368	57.924	75.07	3.406	15:01:11.190
3 -	34.438	22.659	57.097	76.16	2.579	15:02:08.287
4 -	35.562	21.913	57.475	75.66	2.957	15:03:05.762
5 -	35.312	21.855	57.167	76.06	2.649	15:04:02.929
6 -	33.800	22.116	55.916 (3)	77.77	1.398	15:04:58.845
7 -	34.227	22.015	56.242	77.31	1.724	15:05:55.087
8 -	33.718	22.963	56.681	76.72	2.163	15:06:51.768

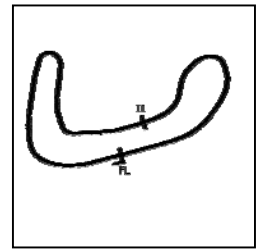
Weather / Track : Cloudy / Dry

Brands Hatch Indy
Circuit Length = 1.2079 miles
Start: 14:59 Flag 15:08 End: 15:09

BMCRC - MRO Championships 2018 - Rnd 1 @ Brands Hatch Indy

BMCRC Thunderbike Extreme

RACE 8 - SECTOR ANALYSIS



SECTOR 1 = FL to I1, SECTOR 2 = I1 to FL, DIFF = Difference To Personal Best Lap, P = Crossed Finish Line in Pit Lane, D = Time Disallowed

9 - 34.195 21.611 55.806 (2) 77.92 1.288 15:07:47.574
 10 - **33.060** **21.458** **54.518 (1)** **79.76** **15:08:42.092**

P14 48 R		Peter FUNNELL		Honda 929 -		
IDEAL LAP TIME : 55.152		BEST LAP TIME : 55.705		DIFFERENCE : 0.553		
LAP	SECTOR 1	SECTOR 2	LAP TIME	MPH	DIFF	TIME OF DAY
1 -		23.323	1:08.038	63.91	12.333	15:00:16.590
2 -	36.490	22.457	58.947	73.77	3.242	15:01:15.537
3 -	35.266	22.441	57.707	75.35	2.002	15:02:13.244
4 -	34.798	22.124	56.922	76.39	1.217	15:03:10.166
5 -	35.517	22.057	57.574	75.53	1.869	15:04:07.740
6 -	34.972	21.756	56.728 (3)	76.65	1.023	15:05:04.468
7 -	34.958	22.370	57.328	75.85	1.623	15:06:01.796
8 -	33.656	22.890	56.546 (2)	76.90	0.841	15:06:58.342
9 -	35.154	23.103	58.257	74.64	2.552	15:07:56.599
10 -	34.209	21.496	55.705 (1)	78.06		15:08:52.304

P15 6 R		Robert BRYANT		Aprilia RSV -		
IDEAL LAP TIME : 57.021		BEST LAP TIME : 57.182		DIFFERENCE : 0.161		
LAP	SECTOR 1	SECTOR 2	LAP TIME	MPH	DIFF	TIME OF DAY
1 -		23.104	1:04.393	67.53	7.211	15:00:12.945
2 -	34.737	22.445	57.182 (1)	76.04		15:01:10.127
3 -	34.576	22.878	57.454	75.68	0.272	15:02:07.581
4 -	34.703	22.762	57.465	75.67	0.283	15:03:05.046
5 -	34.755	22.635	57.390 (2)	75.77	0.208	15:04:02.436
6 -	35.483	23.451	58.934	73.78	1.752	15:05:01.370
7 -	34.974	23.272	58.246	74.65	1.064	15:05:59.616
8 -	35.396	22.920	58.316	74.56	1.134	15:06:57.932
9 -	35.287	23.083	58.370	74.50	1.188	15:07:56.302
10 -	34.963	22.469	57.432 (3)	75.71	0.250	15:08:53.734

P16 14		David SPENCER		Suzuki GSXR 600 -		
IDEAL LAP TIME : 56.243		BEST LAP TIME : 56.826		DIFFERENCE : 0.583		
LAP	SECTOR 1	SECTOR 2	LAP TIME	MPH	DIFF	TIME OF DAY
1 -		24.426	1:07.705	64.22	10.879	15:00:16.257
2 -	36.482	22.654	59.136	73.53	2.310	15:01:15.393
3 -	34.870	22.359	57.229	75.98	0.403	15:02:12.622
4 -	34.663	22.481	57.144 (2)	76.09	0.318	15:03:09.766
5 -	35.405	22.308	57.713	75.34	0.887	15:04:07.479
6 -	34.548	22.278	56.826 (1)	76.52		15:05:04.305
7 -	34.246	23.575	57.821	75.20	0.995	15:06:02.126
8 -	35.602	22.119	57.721	75.33	0.895	15:06:59.847
9 -	34.733	22.492	57.225 (3)	75.99	0.399	15:07:57.072
10 -	35.481	21.997	57.478	75.65	0.652	15:08:54.550

P17 35 R		Stephen HARVEY		Yamaha YZF R1 -		
IDEAL LAP TIME : 56.610		BEST LAP TIME : 57.024		DIFFERENCE : 0.414		
LAP	SECTOR 1	SECTOR 2	LAP TIME	MPH	DIFF	TIME OF DAY
1 -		23.931	1:08.464	63.51	11.440	15:00:17.016
2 -	36.744	22.597	59.341	73.28	2.317	15:01:16.357
3 -	35.358	22.566	57.924	75.07	0.900	15:02:14.281
4 -	34.823	22.561	57.384	75.78	0.360	15:03:11.665
5 -	34.805	22.219	57.024 (1)	76.25		15:04:08.689
6 -	34.864	22.171	57.035 (2)	76.24	0.011	15:05:05.724
7 -	34.439	22.805	57.244	75.96	0.220	15:06:02.968
8 -	35.258	22.963	58.221	74.69	1.197	15:07:01.189
9 -	34.743	22.344	57.087 (3)	76.17	0.063	15:07:58.276
10 -	35.129	23.217	58.346	74.53	1.322	15:08:56.622

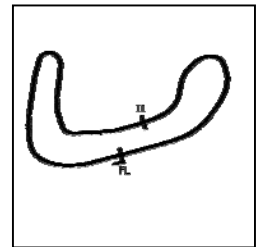
Weather / Track : Cloudy / Dry

Brands Hatch Indy
 Circuit Length = 1.2079 miles
 Start: 14:59 Flag 15:08 End: 15:09

BMCRC - MRO Championships 2018 - Rnd 1 @ Brands Hatch Indy

BMCRC Thunderbike Extreme

RACE 8 - SECTOR ANALYSIS



SECTOR 1 = FL to I1, SECTOR 2 = I1 to FL, DIFF = Difference To Personal Best Lap, P = Crossed Finish Line in Pit Lane, D = Time Disallowed

P18 37 R		Robert MARSH		Honda FIREBLADE -		
IDEAL LAP TIME : 56.446		BEST LAP TIME : 56.587		DIFFERENCE : 0.141		
LAP	SECTOR 1	SECTOR 2	LAP TIME	MPH	DIFF	TIME OF DAY
1 -		24.455	1:11.493	60.82	14.906	15:00:20.045
2 -	35.915	23.080	58.995	73.71	2.408	15:01:19.040
3 -	35.181	22.713	57.894	75.11	1.307	15:02:16.934
4 -	34.323	22.264	56.587 (1)	76.84		15:03:13.521
5 -	34.977	22.218	57.195 (3)	76.03	0.608	15:04:10.716
6 -	34.228	22.514	56.742 (2)	76.63	0.155	15:05:07.458
7 -	34.705	22.809	57.514	75.60	0.927	15:06:04.972
8 -	35.313	23.037	58.350	74.52	1.763	15:07:03.322
9 -	35.106	22.996	58.102	74.84	1.515	15:08:01.424
10 -	34.955	23.040	57.995	74.98	1.408	15:08:59.419

P19 228		Clive EMERSON		Honda CBR900RR -		
IDEAL LAP TIME : 56.837		BEST LAP TIME : 57.185		DIFFERENCE : 0.348		
LAP	SECTOR 1	SECTOR 2	LAP TIME	MPH	DIFF	TIME OF DAY
1 -		22.525	1:03.213	68.79	6.028	15:00:11.765
2 -	34.312	22.873	57.185 (1)	76.04		15:01:08.950
3 -	35.083	22.860	57.943 (2)	75.04	0.758	15:02:06.893
4 -	35.117	23.147	58.264	74.63	1.079	15:03:05.157
5 -	36.351	22.957	59.308	73.32	2.123	15:04:04.465
6 -	35.042	23.040	58.082 (3)	74.87	0.897	15:05:02.547
7 -	35.538	25.497	1:01.035	71.24	3.850	15:06:03.582
8 -	35.535	23.502	59.037	73.65	1.852	15:07:02.619
9 -	36.106	23.948	1:00.054	72.41	2.869	15:08:02.673
10 -	35.224	23.770	58.994	73.71	1.809	15:09:01.667

P20 65		Ian SOILLEUX		Suzuki SV 650 - Soltech (Southwest)		
IDEAL LAP TIME : 56.654		BEST LAP TIME : 56.878		DIFFERENCE : 0.224		
LAP	SECTOR 1	SECTOR 2	LAP TIME	MPH	DIFF	TIME OF DAY
1 -		23.774	1:07.267	64.64	10.389	15:00:15.819
2 -	35.680	22.795	58.475	74.36	1.597	15:01:14.294
3 -	35.421	22.471	57.892	75.11	1.014	15:02:12.186
4 -	34.825	22.398	57.223 (3)	75.99	0.345	15:03:09.409
5 -	35.460	22.232	57.692	75.37	0.814	15:04:07.101
6 -	34.614	22.324	56.938 (2)	76.37	0.060	15:05:04.039
7 -	35.723	22.824	58.547	74.27	1.669	15:06:02.586
8 -	35.437	22.680	58.117	74.82	1.239	15:07:00.703
9 -	34.838	22.040	56.878 (1)	76.45		15:07:57.581
10 -	35.569	30.461	1:06.030	65.85	9.152	15:09:03.611

P21 43		Richard WILLISHER		Yamaha R1 - Willsher Plant		
IDEAL LAP TIME : 55.930		BEST LAP TIME : 55.930		DIFFERENCE : 0.000		
LAP	SECTOR 1	SECTOR 2	LAP TIME	MPH	DIFF	TIME OF DAY
1 -		24.260	1:11.146	61.12	15.216	15:00:19.698
2 -	37.392	24.672	1:02.064	70.06	6.134	15:01:21.762
3 -	36.701	22.924	59.625	72.93	3.695	15:02:21.387
4 -	35.077	22.643	57.720	75.33	1.790	15:03:19.107
5 -	35.235	22.824	58.059	74.89	2.129	15:04:17.166
6 -	34.055	22.212	56.267 (2)	77.28	0.337	15:05:13.433
7 -	34.322	22.172	56.494 (3)	76.97	0.564	15:06:09.927
8 -	34.499	22.298	56.797	76.56	0.867	15:07:06.724
9 -	33.854	22.076	55.930 (1)	77.75		15:08:02.654
10 -	38.524	25.404	1:03.928	68.02	7.998	15:09:06.582

P22 84		Steven WAINE		Honda FIREBLADE - Ape Racing		
IDEAL LAP TIME : 57.535		BEST LAP TIME : 57.664		DIFFERENCE : 0.129		
LAP	SECTOR 1	SECTOR 2	LAP TIME	MPH	DIFF	TIME OF DAY

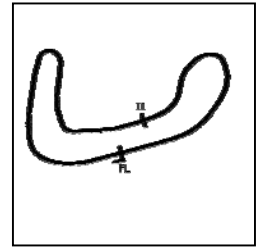
Weather / Track : Cloudy / Dry

Brands Hatch Indy
Circuit Length = 1.2079 miles
Start: 14:59 Flag 15:08 End: 15:09

BMCRC - MRO Championships 2018 - Rnd 1 @ Brands Hatch Indy

BMCRC Thunderbike Extreme

RACE 8 - SECTOR ANALYSIS



SECTOR 1 = FL to I1, SECTOR 2 = I1 to FL, DIFF = Difference To Personal Best Lap, P = Crossed Finish Line in Pit Lane, D = Time Disallowed

Lap	Time	Diff	MPH	Time of Day
1 -	23.500		1:08.777 63.22	11.113 15:00:17.329
2 -	36.552	22.769	59.321 73.30	1.657 15:01:16.650
3 -	35.744	22.851	58.595 (3) 74.21	0.931 15:02:15.245
4 -	34.981	22.683	57.664 (1) 75.41	15:03:12.909
5 -	36.286	22.951	59.237 73.41	1.573 15:04:12.146
6 -	35.954	23.015	58.969 73.74	1.305 15:05:11.115
7 -	35.830	23.077	58.907 73.82	1.243 15:06:10.022
8 -	36.311	23.501	59.812 72.70	2.148 15:07:09.834
9 -	35.506	22.554	58.060 (2) 74.89	0.396 15:08:07.894

P23 99 R Robert BREEN		Suzuki GSXR 750 - Traxden Motorcycles				
IDEAL LAP TIME : 58.691		BEST LAP TIME : 58.691		DIFFERENCE : 0.000		
LAP	SECTOR 1	SECTOR 2	LAP TIME	MPH	DIFF	TIME OF DAY
1 -		24.524	1:11.931	60.45	13.240	15:00:20.483
2 -	36.845	24.676	1:01.521	70.68	2.830	15:01:22.004
3 -	37.048	23.760	1:00.808	71.51	2.117	15:02:22.812
4 -	36.415	23.369	59.784 (3)	72.73	1.093	15:03:22.596
5 -	36.176	23.632	59.808	72.70	1.117	15:04:22.404
6 -	36.936	23.614	1:00.550	71.81	1.859	15:05:22.954
7 -	36.582	23.447	1:00.029	72.44	1.338	15:06:22.983
8 -	35.507	23.257	58.764 (2)	74.00	0.073	15:07:21.747
9 -	35.485	23.206	58.691 (1)	74.09		15:08:20.438

P24 46 Adrian DRAPER		Suzuki GSXR 750 - droopy racing uk				
IDEAL LAP TIME : 59.552		BEST LAP TIME : 59.597		DIFFERENCE : 0.045		
LAP	SECTOR 1	SECTOR 2	LAP TIME	MPH	DIFF	TIME OF DAY
1 -		24.464	1:11.075	61.18	11.478	15:00:19.627
2 -	37.484	24.604	1:02.088	70.03	2.491	15:01:21.715
3 -	37.152	24.575	1:01.727	70.44	2.130	15:02:23.442
4 -	36.833	24.098	1:00.931	71.36	1.334	15:03:24.373
5 -	37.899	23.791	1:01.690	70.49	2.093	15:04:26.063
6 -	36.472	23.757	1:00.229	72.20	0.632	15:05:26.292
7 -	36.381	23.677	1:00.058 (3)	72.40	0.461	15:06:26.350
8 -	36.180	23.586	59.766 (2)	72.76	0.169	15:07:26.116
9 -	36.225	23.372	59.597 (1)	72.96		15:08:25.713

P25 100 R Jon ALLUM		Honda VFR400 - LittleJonny's Catering				
IDEAL LAP TIME : 59.981		BEST LAP TIME : 1:00.068		DIFFERENCE : 0.087		
LAP	SECTOR 1	SECTOR 2	LAP TIME	MPH	DIFF	TIME OF DAY
1 -		25.323	1:13.507	59.15	13.439	15:00:22.059
2 -	36.933	24.125	1:01.058	71.22	0.990	15:01:23.117
3 -	36.486	24.445	1:00.931	71.36	0.863	15:02:24.048
4 -	36.942	24.825	1:01.767	70.40	1.699	15:03:25.815
5 -	37.140	24.988	1:02.128	69.99	2.060	15:04:27.943
6 -	36.186	24.461	1:00.647	71.70	0.579	15:05:28.590
7 -	36.324	24.302	1:00.626 (3)	71.72	0.558	15:06:29.216
8 -	36.246	23.966	1:00.212 (2)	72.22	0.144	15:07:29.428
9 -	36.015	24.053	1:00.068 (1)	72.39		15:08:29.496

P26 130 R Fraser GRINSTEAD		Suzuki GSXR 750 SRAD - TRAPDOOR RACING				
IDEAL LAP TIME : 1:05.654		BEST LAP TIME : 1:07.272		DIFFERENCE : 1.618		
LAP	SECTOR 1	SECTOR 2	LAP TIME	MPH	DIFF	TIME OF DAY
1 -		25.217	1:14.954	58.01	7.682	15:00:23.506
2 -	40.716	26.889	1:07.605 (2)	64.32	0.333	15:01:31.111
3 -	41.963	26.585	1:08.548	63.43	1.276	15:02:39.659
4 -	41.471	26.309	1:07.780 (3)	64.15	0.508	15:03:47.439
5 -	40.974	26.298	1:07.272 (1)	64.64		15:04:54.711
6 -	41.042	27.271	1:08.313	63.65	1.041	15:06:03.024
7 -	41.670	27.135	1:08.805	63.20	1.533	15:07:11.829
8 -	40.437	27.438	1:07.875	64.06	0.603	15:08:19.704

Weather / Track : Cloudy / Dry

Brands Hatch Indy
Circuit Length = 1.2079 miles
Start: 14:59 Flag 15:08 End: 15:09

BMCRC - MRO Championships 2018 - Rnd 1 @ Brands Hatch Indy

BMCRC Thunderbike Extreme

RACE 8 - SECTOR ANALYSIS



SECTOR 1 = FL to I1, SECTOR 2 = I1 to FL, DIFF = Difference To Personal Best Lap, P = Crossed Finish Line in Pit Lane, D = Time Disallowed

P27 18 R		Stuart ALBON		Suzuki GSXR750X -		
IDEAL LAP TIME : 1:10.955		BEST LAP TIME : 1:11.429		DIFFERENCE : 0.474		
LAP	SECTOR 1	SECTOR 2	LAP TIME	MPH	DIFF	TIME OF DAY
1 -		29.987	1:26.191	50.45	14.762	15:00:34.743
2 -	46.942	29.781	1:16.723	56.67	5.294	15:01:51.466
3 -	45.020	29.221	1:14.241	58.57	2.812	15:03:05.707
4 -	44.650	29.194	1:13.844	58.88	2.415	15:04:19.551
5 -	43.544	28.420	1:11.964 (3)	60.42	0.535	15:05:31.515
6 -	44.103	28.414	1:12.517	59.96	1.088	15:06:44.032
7 -	43.614	27.815	1:11.429 (1)	60.88		15:07:55.461
8 -	43.140	28.537	1:11.677 (2)	60.66	0.248	15:09:07.138

P28 69		Tony RUSSO		Suzuki GSXR 750 - Titan Elevators		
IDEAL LAP TIME : 55.886		BEST LAP TIME : 56.232		DIFFERENCE : 0.346		
LAP	SECTOR 1	SECTOR 2	LAP TIME	MPH	DIFF	TIME OF DAY
1 -		23.147	1:07.255	64.65	11.023	15:00:15.807
2 -	34.373	21.895	56.268 (2)	77.28	0.036	15:01:12.075
3 -	33.991	22.241	56.232 (1)	77.33		15:02:08.307
4 -	35.734	23.207	58.941	73.77	2.709	15:03:07.248
5 -	35.943	22.495	58.438	74.41	2.206	15:04:05.686
6 -	34.635	22.476	57.111 (3)	76.14	0.879	15:05:02.797
7 -	34.675	22.941	57.616	75.47	1.384	15:06:00.413

P29 110		Justin ARBON		Kawasaki ZXR400 - TT plumbing and heating		
IDEAL LAP TIME : 1:03.642		BEST LAP TIME : 1:03.777		DIFFERENCE : 0.135		
LAP	SECTOR 1	SECTOR 2	LAP TIME	MPH	DIFF	TIME OF DAY
1 -		25.111	1:12.658	59.84	8.881	15:00:21.210
2 -	38.772	25.005	1:03.777 (1)	68.18		15:01:24.987
3 -	39.295	25.718	1:05.013	66.88	1.236	15:02:30.000
4 -	39.306	25.518	1:04.824 (3)	67.08	1.047	15:03:34.824
5 -	39.836	26.188	1:06.024	65.86	2.247	15:04:40.848
6 -	38.637	25.598	1:04.235 (2)	67.69	0.458	15:05:45.083

P30 25		Harrison DAY		Aprilia MILLE 1000 -		
IDEAL LAP TIME : 1:01.419		BEST LAP TIME : 1:01.719		DIFFERENCE : 0.300		
LAP	SECTOR 1	SECTOR 2	LAP TIME	MPH	DIFF	TIME OF DAY
1 -		24.314	1:10.467	61.71	8.748	15:00:19.019
2 -	37.724	24.137	1:01.861 (3)	70.29	0.142	15:01:20.880
3 -	37.568	24.151	1:01.719 (1)	70.45		15:02:22.599
4 -	37.990	23.851	1:01.841 (2)	70.31	0.122	15:03:24.440

P31 30 R		Connor SWYER		Kawasaki ZXR 400 - owkay clothing & EBC brakes		
IDEAL LAP TIME : 1:01.602		BEST LAP TIME : 1:01.602		DIFFERENCE : 0.000		
LAP	SECTOR 1	SECTOR 2	LAP TIME	MPH	DIFF	TIME OF DAY
1 -		24.559	1:12.806	59.72	11.204	15:00:21.358
2 -	37.201	24.401	1:01.602 (1)	70.59		15:01:22.960

BMCRC - MRO Championships 2018 - Rnd 1 @ Brands Hatch Indy

BMCRC Thunderbike Extreme

RACE 8 - BEST SECTORS

SECTOR 1			SECTOR 2			IDEAL / BEST COMPARISON						
POS	NO	NAME	TIME	NO	NAME	TIME	POS	NO	NAME	IDEAL	BEST	DIFF
									PERFECT LAP	51.983		
1	77	MAY	31.388	40	SHELVEY	20.595	1	77	MAY	52.121	52.121	0.000
2	40	SHELVEY	31.716	64	CHAMBERLAIN	20.607	2	40	SHELVEY	52.311	52.524	0.213
3	64	CHAMBERLAIN	31.772	77	MAY	20.733	3	64	CHAMBERLAIN	52.379	52.482	0.103
4	41	ABRAHAM	31.834	41	ABRAHAM	20.763	4	41	ABRAHAM	52.597	52.597	0.000
5	131	EDMONDSON	32.205	85	TUCKER	21.080	5	85	TUCKER	53.476	53.476	0.000
6	85	TUCKER	32.396	114	MARTIN	21.290	6	131	EDMONDSON	53.547	53.547	0.000
7	114	MARTIN	32.823	131	EDMONDSON	21.342	7	114	MARTIN	54.113	54.190	0.077
8	303	NORTON	32.846	258	FRIEND	21.398	8	303	NORTON	54.413	54.646	0.233
9	15	KILLWORTH	32.919	16	WREN	21.458	9	15	KILLWORTH	54.506	54.506	0.000
10	16	WREN	33.060	48	FUNNELL	21.496	10	16	WREN	54.518	54.518	0.000
11	258	FRIEND	33.514	82	HINNELLS	21.552	11	258	FRIEND	54.912	54.987	0.075
12	82	HINNELLS	33.552	303	NORTON	21.567	12	82	HINNELLS	55.104	55.194	0.090
13	48	FUNNELL	33.656	15	KILLWORTH	21.587	13	48	FUNNELL	55.152	55.705	0.553
14	43	WILLSHER	33.854	69	RUSSO	21.895	14	69	RUSSO	55.886	56.232	0.346
15	69	RUSSO	33.991	14	SPENCER	21.997	15	43	WILLSHER	55.930	55.930	0.000
16	37	MARSH	34.228	65	SOILLEUX	22.040	16	14	SPENCER	56.243	56.826	0.583
17	14	SPENCER	34.246	43	WILLSHER	22.076	17	37	MARSH	56.446	56.587	0.141
18	228	EMERSON	34.312	35	HARVEY	22.171	18	35	HARVEY	56.610	57.024	0.414
19	35	HARVEY	34.439	37	MARSH	22.218	19	65	SOILLEUX	56.654	56.878	0.224
20	6	BRYANT	34.576	6	BRYANT	22.445	20	228	EMERSON	56.837	57.185	0.348
21	65	SOILLEUX	34.614	228	EMERSON	22.525	21	6	BRYANT	57.021	57.182	0.161
22	84	WAINE	34.981	84	WAINE	22.554	22	84	WAINE	57.535	57.664	0.129
23	99	BREEN	35.485	99	BREEN	23.206	23	99	BREEN	58.691	58.691	0.000
24	100	ALLUM	36.015	46	DRAPER	23.372	24	46	DRAPER	59.552	59.597	0.045
25	46	DRAPER	36.180	25	DAY	23.851	25	100	ALLUM	59.981	1:00.068	0.087
26	30	SWYER	37.201	100	ALLUM	23.966	26	25	DAY	1:01.419	1:01.719	0.300
27	25	DAY	37.568	30	SWYER	24.401	27	30	SWYER	1:01.602	1:01.602	0.000
28	110	ARBON	38.637	110	ARBON	25.005	28	110	ARBON	1:03.642	1:03.777	0.135
29	130	GRINSTEAD	40.437	130	GRINSTEAD	25.217	29	130	GRINSTEAD	1:05.654	1:07.272	1.618
30	18	ALBON	43.140	18	ALBON	27.815	30	18	ALBON	1:10.955	1:11.429	0.474
31							31	44	DAVIES		52.054	

Weather / Track : Cloudy / Dry

Results can be found at www.tsl-timing.com

Brands Hatch Indy
Circuit Length = 1.2079 miles
Start: 14:59 Flag 15:08 End: 15:09

Printed - 15:12 Saturday, 10 March 2018

BMCRC - MRO Championships 2018 - Rnd 1 @ Brands Hatch Indy



BMCRC Thunderbike Extreme

RACE 17 - GRID (10 Laps)

ROW 11	33	51 Michael HOGARTH	32	10 Alexandru TRAXLER	31	18 Stuart ALBON	1:11.429
ROW 10	30	1:07.272 130 Fraser GRINSTEAD	29	1:03.777 110 Justin ARBON	28	1:01.719 25 Harrison DAY	
ROW 9	27	1:01.602 30 Connor SWYER	26	1:00.068 100 Jon ALLUM	25	59.597 46 Adrian DRAPER	
ROW 8	24	58.691 99 Robert BREEN	23	57.664 84 Steven WAINE	22	57.185 228 Clive EMERSON	
ROW 7	21	57.182 6 Robert BRYANT	20	57.024 35 Stephen HARVEY	19	56.878 65 Ian SOILLEUX	
ROW 6	18	56.826 14 David SPENCER	17	56.587 37 Robert MARSH	16	56.232 69 Tony RUSSO	
ROW 5	15	55.930 43 Richard WILLISHER	14	55.705 48 Peter FUNNELL	13	55.194 82 Matt HINNELLS	
ROW 4	12	54.987 258 Ande FRIEND	11	54.646 303 Adam NORTON	10	54.518 16 Matthew WREN	
ROW 3	9	54.506 15 Stacey KILLWORTH	8	54.190 114 Ricky MARTIN	7	53.547 131 Doug EDMONDSON	
ROW 2	6	53.476 85 Carl TUCKER	5	52.597 41 David ABRAHAM	4	52.524 40 David SHELVEY	
ROW 1	3	52.482 64 Barry CHAMBERLAIN	2	52.121 77 David MAY	1	52.054 44 Denzil DAVIES	Pole

Brands Hatch Indy
Circuit Length = 1.2079 miles

These results are provisional until the conclusion of any judicial and technical matters.

Clerk Of Course :	Timekeeper :
-------------------	--------------

Results can be found at www.tsl-timing.com

Printed - 15:13 Saturday, 10 March 2018



BMCRC - MRO Championships 2018 - Rnd 1 @ Brands Hatch Indy

BMCRC Thunderbike Extreme

RACE 17 - CLASSIFICATION

POS	NO	CL	PIC NAME	ENTRY	LAPS	TIME	GAP	DIFF	MPH	BEST	ON
1	64		1 Barry CHAMBERLAIN	Suzuki GSXR 750 Y - Goldline Maintenance Service	10	8:52.616			81.64	52.142	10
2	82		2 Matt HINNELLS	Aprilia RSV MILLE 1000 - Bears repairs/Jamie Vale	10	8:52.848	0.232	0.232	81.61	51.484	7
3	40		3 David SHELVEY	Suzuki GSXR 600 K1 - ymark.com	10	8:53.539	0.923	0.691	81.50	51.844	7
4	41		4 David ABRAHAM	Aprilia RSVR - Cambridge Motorcycles	10	8:53.867	1.251	0.328	81.45	51.842	7
5	131		5 Doug EDMONDSON	Yamaha R6 - Wave Racing Developments	10	8:55.266	2.650	1.399	81.24	52.409	7
6	69		6 Tony RUSSO	Suzuki GSXR 750 - Titan Elevators	10	9:01.761	9.145	6.495	80.26	52.422	10
7	114		7 Ricky MARTIN	Suzuki GSXR 750 - S.s.s	10	9:02.462	9.846	0.701	80.16	52.252	10
8	85		8 Carl TUCKER	Aprilia RSV MILLE - Black and White Racing	10	9:07.116	14.500	4.654	79.48	52.662	6
9	16		9 Matthew WREN	Suzuki GSXR - Broken Matt	10	9:08.764	16.148	1.648	79.24	53.890	8
10	258 *		10 Ande FRIEND	Suzuki GSXR750 - Flying colours MCT	10	9:08.885	16.269	0.121	79.22	52.283	6
11	303		11 Adam NORTON	Honda CBR929RRY - Cozens Smith Fabrication	10	9:09.083	16.467	0.198	79.19	53.566	5
12	15		12 Stacey KILLWORTH	Honda FIREBLADE - BK/Everns	10	9:14.434	21.818	5.351	78.43	53.851	3
13	43		13 Richard WILLISHER	Yamaha R1 - Willsher Plant	10	9:21.748	29.132	7.314	77.41	54.511	7
14	48	R	1 Peter FUNNELL	Honda 929 -	10	9:28.239	35.623	6.491	76.52	54.659	6
15	14		14 David SPENCER	Suzuki GSXR 600 -	10	9:28.391	35.775	0.152	76.50	55.142	7
16	37	R	2 Robert MARSH	Honda FIREBLADE -	10	9:29.726	37.110	1.335	76.32	54.485	7
17	228		15 Clive EMERSON	Honda CBR900RR -	10	9:37.342	44.726	7.616	75.32	56.217	6
18	6	R	3 Robert BRYANT	Aprilia RSV -	10	9:46.950	54.334	9.608	74.08	56.834	10
19	84		16 Steven WAINE	Honda FIREBLADE - Ape Racing	10	9:47.391	54.775	0.441	74.03	56.828	10
20	35	R	4 Stephen HARVEY	Yamaha YZF R1 -	10	9:47.791	55.175	0.400	73.98	57.013	10
21	46		17 Adrian DRAPER	Suzuki GSXR 750 - droopy racing uk	9	8:55.950	1 Lap	1 Lap	73.02	57.446	8
22	99	R	5 Robert BREEN	Suzuki GSXR 750 - Traxden Motorcycles	9	8:57.968	1 Lap	2.018	72.75	56.916	9
23	100	R	6 Jon ALLUM	Honda VFR400 - LittleJonny's Catering	9	9:10.249	1 Lap	12.281	71.12	59.386	5
24	110		18 Justin ARBON	Kawasaki ZXR400 - TT plumbing and heating	9	9:38.791	1 Lap	28.542	67.61	1:02.482	4
25	130	R	7 Fraser GRINSTEAD	Suzuki GSXR 750 SRAD - TRAPDOOR RACING	8	8:57.585	2 Laps	1 Lap	64.71	1:04.506	7
26	18 *	R	8 Stuart ALBON	Suzuki GSXR750X -	8	9:38.358	2 Laps	40.773	60.15	1:09.694	5

NOT CLASSIFIED

DNF	77		David MAY	Suzuki GSXR 750 K1 - ELP Racing	8	7:08.425	2 Laps		81.20	52.161	7
DNF	44		Denzil DAVIES	Suzuki GSXR 750 - Advanced Mouldings Ltd	7	6:14.649	3 Laps	1 Lap	81.24	52.233	7
DNF	30	R	Connor SWYER	Kawasaki ZXR 400 - owkay clothing & EBC brakes	0						

FASTEST LAP

82			Matt HINNELLS	Aprilia RSV MILLE 1000 - Bears repairs/Jamie Vale	7	51.484		84.46 mph	135.93 kph
37	R		Robert MARSH	Honda FIREBLADE -	7	54.485		79.81 mph	128.44 kph

* No. 258 - 10 second penalty - jump start

* No. 18 - Please improve transponder location - poor signal! Please see Timekeepers regarding correct fitment.

Class - 92.5% of Race Speed = 75.51 mph

Class R - 92.5% of Race Speed = 70.78 mph

Brands Hatch Indy

Circuit Length = 1.2079 miles

Start: 17:16 Flag 17:25 End: 17:26

Weather / Track : Cloudy / Dry

These results are provisional until the conclusion of any judicial and technical matters.

Clerk Of Course :	Timekeeper :
-------------------	--------------

Results can be found at www.tsl-timing.com

Printed - 17:28 Saturday, 10 March 2018



BMCRC - MRO Championships 2018 - Rnd 1 @ Brands Hatch Indy

BMCRC Thunderbike Extreme

RACE 17 - LAP CHART

LAP 1 @ 17:17:46.189			LAP 3 @ 17:19:31.824			LAP 5 @ 17:21:17.704			LAP 7 @ 17:23:02.760			LAP 9 @ 17:24:48.720			LAP 10 @ 17:25:40.862		
NO	BEHIND	LAP TIME	NO	BEHIND	LAP TIME	NO	BEHIND	LAP TIME	NO	BEHIND	LAP TIME	NO	BEHIND	LAP TIME	NO	BEHIND	LAP TIME
64		57.943	44		52.318	64		52.499	64		52.401	64		52.579	64		52.142
44	0.287	58.230	44	0.190	52.800	44	1.009	53.698	44	0.303	52.797	40	0.193	52.852	82	0.232	51.951
40	0.668	58.611	40	0.358	52.340	40	1.186	53.517	77	0.634	52.403	77	0.530	53.517	82	0.923	52.853
131	0.982	58.925	77	1.037	52.281	77	1.287	52.939	41	1.279	52.816	41	0.778	53.263	40	0.923	52.853
77	1.112	59.055	41	1.670	52.557	41	1.994	53.013	41	1.455	52.824	82	0.896	53.042	41	1.251	52.797
41	1.523	59.466	131	2.163	53.429	131	2.572	53.098	82	2.152	51.922	82	0.896	53.042	131	2.650	53.061
16	1.757	59.700	258	3.798	52.954	82	3.532	52.075	131	2.593	53.002	100	1 Lap	59.739	46	1 Lap	57.973
258	2.367	1:00.310	82	4.146	53.160	258	4.187	53.078	258	3.531	52.283	258	3.283	53.104	130	2 Laps	1:05.301
114	3.208	1:01.151	16	4.970	54.347	16	6.480	54.199	69	8.475	53.211	18	2 Laps	1:12.448	99	1 Lap	56.916
82	3.488	1:01.431	114	5.828	53.739	114	6.942	53.803	16	8.829	54.056	69	8.546	53.208	258	6.269	52.438
303	4.082	1:02.025	303	7.330	54.069	18	1 Lap	1:11.561	114	9.062	53.621	114	9.646	52.312	69	9.145	52.422
15	4.368	1:02.311	69	7.585	53.677	69	8.296	53.400	303	10.115	53.966	16	11.554	53.890	114	9.846	52.252
69	4.742	1:02.685	15	8.174	53.851	303	8.429	53.788	85	10.233	52.662	85	11.766	53.647	85	14.500	53.127
85	4.974	1:02.917	85	8.494	54.045	15	9.514	54.029	15	13.243	54.498	16	11.554	53.890	16	16.148	54.531
228	5.835	1:03.778	228	13.284	56.223	85	9.639	53.834	130	1 Lap	1:05.315	85	11.766	53.647	303	16.467	54.062
48	6.775	1:04.718	43	13.340	55.547	43	15.803	55.152	43	19.894	54.960	303	12.320	53.828	100	1 Lap	59.672
14	7.475	1:05.418	48	14.245	56.512	16	17.301	56.706	37	23.409	55.283	15	17.094	55.201	15	21.818	54.638
37	8.042	1:05.985	14	14.512	55.934	48	17.575	56.019	48	23.752	54.659	43	23.945	55.322	43	29.132	54.712
43	8.091	1:06.034	37	15.124	55.933	14	17.999	56.176	14	24.501	55.184	37	27.669	55.557	48	35.623	55.913
6	9.537	1:07.480	6	20.520	58.133	37	18.104	55.669	228	26.313	56.217	85	28.408	54.800	14	35.775	55.761
35	10.478	1:08.421	84	21.248	57.361	6	25.689	57.858	6	35.062	57.755	110	29.134	55.273	37	37.110	57.656
84	11.050	1:08.993	35	22.775	58.244	84	26.064	57.505	84	35.502	57.727	228	35.432	57.395	228	44.726	57.380
46	11.467	1:09.410	46	23.995	58.868	35	27.649	57.563	35	35.912	57.041	130	1 Lap	1:04.506	18	2 Laps	1:10.594
99	12.439	1:10.382	99	24.260	58.833	46	29.433	58.127	46	40.649	58.731	6	44.538	57.566	110	1 Lap	1:04.278
100	12.850	1:10.793	100	27.252	59.969	99	31.032	59.461	18	1 Lap	1:09.694	84	44.922	57.679	6	54.334	56.834
110	15.378	1:13.321	110	35.730	1:02.968	100	34.268	59.705	99	41.571	58.076	35	45.469	57.944	84	54.775	56.828
130	19.131	1:17.074	130	46.071	1:05.971	110	45.523	1:02.482	100	47.218	59.410	46	50.082	57.446	35	55.175	57.013
18	21.759	1:19.702															

Weather / Track : Cloudy / Dry

Brands Hatch Indy
Circuit Length = 1.2079 miles
Start: 17:16 Flag 17:25 End: 17:26

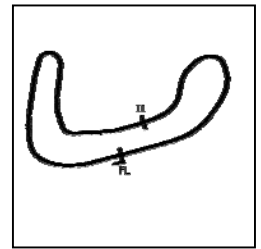
Results can be found at www.tsl-timing.com

Printed - 17:29 Saturday, 10 March 2018

BMCRC - MRO Championships 2018 - Rnd 1 @ Brands Hatch Indy

BMCRC Thunderbike Extreme

RACE 17 - SECTOR ANALYSIS



SECTOR 1 = FL to I1, SECTOR 2 = I1 to FL, DIFF = Difference To Personal Best Lap, P = Crossed Finish Line in Pit Lane, D = Time Disallowed

P1 64		Barry CHAMBERLAIN		Suzuki GSXR 750 Y - Goldline Maintenance Services		
IDEAL LAP TIME : 52.142		BEST LAP TIME : 52.142		DIFFERENCE : 0.000		
LAP	SECTOR 1	SECTOR 2	LAP TIME	MPH	DIFF	TIME OF DAY
1 -		20.932	57.943	75.04	5.801	17:17:46.189
2 -	32.199	20.826	53.025	82.01	0.883	17:18:39.214
3 -	31.778	21.022	52.800	82.35	0.658	17:19:32.014
4 -	31.667	20.832	52.499 (3)	82.83	0.357	17:20:24.513
5 -	32.345	20.846	53.191	81.75	1.049	17:21:17.704
6 -	31.770	20.885	52.655	82.58	0.513	17:22:10.359
7 -	31.720	20.681	52.401 (2)	82.98	0.259	17:23:02.760
8 -	31.700	21.681	53.381	81.46	1.239	17:23:56.141
9 -	31.672	20.907	52.579	82.70	0.437	17:24:48.720
10 -	31.503	20.639	52.142 (1)	83.39		17:25:40.862

P2 82		Matt HINNELLS		Aprilia RSV MILLE 1000 - Bears repairs/Jamie Vale Carpentry		
IDEAL LAP TIME : 51.484		BEST LAP TIME : 51.484		DIFFERENCE : 0.000		
LAP	SECTOR 1	SECTOR 2	LAP TIME	MPH	DIFF	TIME OF DAY
1 -		21.470	1:01.431	70.78	9.947	17:17:49.677
2 -	32.304	20.829	53.133	81.84	1.649	17:18:42.810
3 -	32.588	20.572	53.160	81.80	1.676	17:19:35.970
4 -	31.532	20.543	52.075	83.50	0.591	17:20:28.045
5 -	31.427	21.117	52.544	82.76	1.060	17:21:20.589
6 -	31.328	20.594	51.922 (2)	83.75	0.438	17:22:12.511
7 -	31.194	20.290	51.484 (1)	84.46		17:23:03.995
8 -	31.969	21.073	53.042	81.98	1.558	17:23:57.037
9 -	31.306	20.800	52.106	83.45	0.622	17:24:49.143
10 -	31.310	20.641	51.951 (3)	83.70	0.467	17:25:41.094

P3 40		David SHELVEY		Suzuki GSXR 600 K1 - ymark.com		
IDEAL LAP TIME : 51.844		BEST LAP TIME : 51.844		DIFFERENCE : 0.000		
LAP	SECTOR 1	SECTOR 2	LAP TIME	MPH	DIFF	TIME OF DAY
1 -		21.471	58.611	74.19	6.767	17:17:46.857
2 -	32.102	20.883	52.985	82.07	1.141	17:18:39.842
3 -	31.743	20.597	52.340 (2)	83.08	0.496	17:19:32.182
4 -	32.179	21.338	53.517	81.25	1.673	17:20:25.699
5 -	32.542	20.581	53.123	81.85	1.279	17:21:18.822
6 -	31.754	21.062	52.816	82.33	0.972	17:22:11.638
7 -	31.286	20.558	51.844 (1)	83.87		17:23:03.482
8 -	31.795	21.057	52.852	82.27	1.008	17:23:56.334
9 -	31.775	20.823	52.598 (3)	82.67	0.754	17:24:48.932
10 -	31.843	21.010	52.853	82.27	1.009	17:25:41.785

P4 41		David ABRAHAM		Aprilia RSVR - Cambridge Motorcycles		
IDEAL LAP TIME : 51.842		BEST LAP TIME : 51.842		DIFFERENCE : 0.000		
LAP	SECTOR 1	SECTOR 2	LAP TIME	MPH	DIFF	TIME OF DAY
1 -		21.225	59.466	73.12	7.624	17:17:47.712
2 -	32.260	20.965	53.225	81.70	1.383	17:18:40.937
3 -	31.947	20.610	52.557	82.74	0.715	17:19:33.494
4 -	31.577	21.436	53.013	82.02	1.171	17:20:26.507
5 -	31.957	20.526	52.483 (3)	82.85	0.641	17:21:18.990
6 -	31.816	21.008	52.824	82.32	0.982	17:22:11.814
7 -	31.430	20.412	51.842 (1)	83.88		17:23:03.656
8 -	32.093	21.170	53.263	81.64	1.421	17:23:56.919
9 -	31.732	20.665	52.397 (2)	82.99	0.555	17:24:49.316
10 -	31.655	21.142	52.797	82.36	0.955	17:25:42.113

P5 131		Doug EDMONDSON		Yamaha R6 - Wave Racing Developments		
IDEAL LAP TIME : 52.133		BEST LAP TIME : 52.409		DIFFERENCE : 0.276		
LAP	SECTOR 1	SECTOR 2	LAP TIME	MPH	DIFF	TIME OF DAY

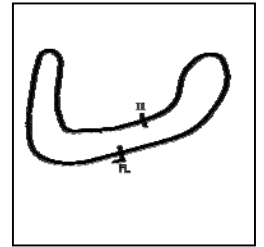
Weather / Track : Cloudy / Dry

Brands Hatch Indy
Circuit Length = 1.2079 miles
Start: 17:16 Flag 17:25 End: 17:26

BMCRC - MRO Championships 2018 - Rnd 1 @ Brands Hatch Indy

BMCRC Thunderbike Extreme

RACE 17 - SECTOR ANALYSIS



SECTOR 1 = FL to I1, SECTOR 2 = I1 to FL, DIFF = Difference To Personal Best Lap, P = Crossed Finish Line in Pit Lane, D = Time Disallowed

Lap	Time	Diff	MPH	Time of Day
1 -	21.194		58.925	17:17:47.171
2 -	32.299	21.088	53.387	17:18:40.558
3 -	32.310	21.119	53.429	17:19:33.987
4 -	31.725	21.373	53.098	17:20:27.085
5 -	31.813	21.052	52.865	17:21:19.950
6 -	31.422	21.580	53.002	17:22:12.952
7 -	31.542	20.867	52.409 (1)	17:23:05.361
8 -	31.316	21.202	52.518 (2)	17:23:57.879
9 -	31.755	20.817	52.572 (3)	17:24:50.451
10 -	31.346	21.715	53.061	17:25:43.512

P6 69 Tony RUSSO		Suzuki GSXR 750 - Titan Elevators				
IDEAL LAP TIME : 52.309	BEST LAP TIME : 52.422	DIFFERENCE : 0.113				
LAP	SECTOR 1	SECTOR 2	LAP TIME	MPH	DIFF	TIME OF DAY

1 -		21.722	1:02.685	69.37	10.263	17:17:50.931
2 -	33.361	21.440	54.801	79.35	2.379	17:18:45.732
3 -	32.537	21.140	53.677	81.01	1.255	17:19:39.409
4 -	32.479	20.921	53.400	81.43	0.978	17:20:32.809
5 -	32.114	20.700	52.814 (3)	82.33	0.392	17:21:25.623
6 -	32.424	20.787	53.211	81.72	0.789	17:22:18.834
7 -	31.865	20.780	52.645 (2)	82.60	0.223	17:23:11.479
8 -	31.972	21.236	53.208	81.72	0.786	17:24:04.687
9 -	31.866	21.032	52.898	82.20	0.476	17:24:57.585
10 -	31.609	20.813	52.422 (1)	82.95		17:25:50.007

P7 114 Ricky MARTIN		Suzuki GSXR 750 - S.s.s				
IDEAL LAP TIME : 52.011	BEST LAP TIME : 52.252	DIFFERENCE : 0.241				
LAP	SECTOR 1	SECTOR 2	LAP TIME	MPH	DIFF	TIME OF DAY

1 -		21.706	1:01.151	71.11	8.899	17:17:49.397
2 -	33.092	21.424	54.516	79.76	2.264	17:18:43.913
3 -	32.632	21.107	53.739	80.92	1.487	17:19:37.652
4 -	32.647	21.156	53.803	80.82	1.551	17:20:31.455
5 -	32.972	21.373	54.345	80.01	2.093	17:21:25.800
6 -	32.930	20.691	53.621	81.09	1.369	17:22:19.421
7 -	32.195	21.859	54.054	80.44	1.802	17:23:13.475
8 -	31.320	20.992	52.312 (2)	83.12	0.060	17:24:05.787
9 -	31.916	20.753	52.669 (3)	82.56	0.417	17:24:58.456
10 -	31.408	20.844	52.252 (1)	83.22		17:25:50.708

P8 85 Carl TUCKER		Aprilia RSV MILLE - Black and White Racing				
IDEAL LAP TIME : 52.498	BEST LAP TIME : 52.662	DIFFERENCE : 0.164				
LAP	SECTOR 1	SECTOR 2	LAP TIME	MPH	DIFF	TIME OF DAY

1 -		21.794	1:02.917	69.11	10.255	17:17:51.163
2 -	33.510	21.600	55.110	78.90	2.448	17:18:46.273
3 -	32.904	21.141	54.045	80.46	1.383	17:19:40.318
4 -	32.669	21.165	53.834	80.77	1.172	17:20:34.152
5 -	33.139	20.639	53.778	80.86	1.116	17:21:27.930
6 -	31.859	20.803	52.662 (1)	82.57		17:22:20.592
7 -	31.872	21.796	53.668	81.02	1.006	17:23:14.260
8 -	32.476	21.171	53.647 (3)	81.05	0.985	17:24:07.907
9 -	33.532	20.796	54.328	80.04	1.666	17:25:02.235
10 -	32.308	20.819	53.127 (2)	81.85	0.465	17:25:55.362

P9 16 Matthew WREN		Suzuki GSXR - Broken Matt				
IDEAL LAP TIME : 53.349	BEST LAP TIME : 53.890	DIFFERENCE : 0.541				
LAP	SECTOR 1	SECTOR 2	LAP TIME	MPH	DIFF	TIME OF DAY

1 -		21.228	59.700	72.84	5.810	17:17:47.946
2 -	33.162	21.339	54.501	79.78	0.611	17:18:42.447
3 -	33.119	21.228	54.347	80.01	0.457	17:19:36.794
4 -	32.879	21.320	54.199	80.23	0.309	17:20:30.993

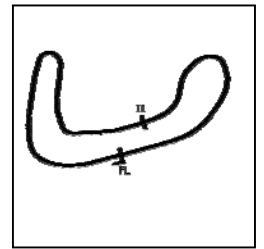
Weather / Track : Cloudy / Dry

Brands Hatch Indy
Circuit Length = 1.2079 miles
Start: 17:16 Flag 17:25 End: 17:26

BMCRC - MRO Championships 2018 - Rnd 1 @ Brands Hatch Indy

BMCRC Thunderbike Extreme

RACE 17 - SECTOR ANALYSIS



SECTOR 1 = FL to I1, SECTOR 2 = I1 to FL, DIFF = Difference To Personal Best Lap, P = Crossed Finish Line in Pit Lane, D = Time Disallowed

5 -	32.918	21.221	54.139 (3)	80.32	0.249	17:21:25.132
6 -	33.179	20.877	54.056 (2)	80.44	0.166	17:22:19.188
7 -	32.647	21.970	54.617	79.61	0.727	17:23:13.805
8 -	32.472	21.418	53.890 (1)	80.69		17:24:07.695
9 -	33.823	20.961	54.784	79.37	0.894	17:25:02.479
10 -	32.478	22.053	54.531	79.74	0.641	17:25:57.010

P10 258	Ande FRIEND	Suzuki GSXR750 - Flying colours MCT
IDEAL LAP TIME : 52.258	BEST LAP TIME : 52.283	DIFFERENCE : 0.025

LAP	SECTOR 1	SECTOR 2	LAP TIME	MPH	DIFF	TIME OF DAY
1 -		21.218	1:00.310	72.10	8.027	17:17:48.556
2 -	32.951	21.161	54.112	80.36	1.829	17:18:42.668
3 -	32.301	20.653	52.954	82.12	0.671	17:19:35.622
4 -	32.076	21.002	53.078	81.92	0.795	17:20:28.700
5 -	32.063	20.844	52.907	82.19	0.624	17:21:21.607
6 -	31.715	20.568	52.283 (1)	83.17		17:22:13.890
7 -	31.887	20.543	52.430 (2)	82.94	0.147	17:23:06.320
8 -	31.742	21.362	53.104	81.88	0.821	17:23:59.424
9 -	32.401	22.868	55.269	78.68	2.986	17:24:54.693
10 -	31.780	20.658	52.438 (3)	82.92	0.155	17:25:47.131

P11 303	Adam NORTON	Honda CBR929RRY - Cozens Smith Fabrication
IDEAL LAP TIME : 53.458	BEST LAP TIME : 53.566	DIFFERENCE : 0.108

LAP	SECTOR 1	SECTOR 2	LAP TIME	MPH	DIFF	TIME OF DAY
1 -		21.794	1:02.025	70.10	8.459	17:17:50.271
2 -	33.494	21.320	54.814	79.33	1.248	17:18:45.085
3 -	32.917	21.152	54.069	80.42	0.503	17:19:39.154
4 -	32.532	21.256	53.788 (2)	80.84	0.222	17:20:32.942
5 -	32.580	20.986	53.566 (1)	81.18		17:21:26.508
6 -	32.886	21.080	53.966	80.58	0.400	17:22:20.474
7 -	32.472	21.687	54.159	80.29	0.593	17:23:14.633
8 -	32.552	21.276	53.828 (3)	80.78	0.262	17:24:08.461
9 -	33.536	21.270	54.806	79.34	1.240	17:25:03.267
10 -	32.476	21.586	54.062	80.43	0.496	17:25:57.329

P12 15	Stacey KILLWORTH	Honda FIREBLADE - BK/Everns
IDEAL LAP TIME : 53.851	BEST LAP TIME : 53.851	DIFFERENCE : 0.000

LAP	SECTOR 1	SECTOR 2	LAP TIME	MPH	DIFF	TIME OF DAY
1 -		21.668	1:02.311	69.78	8.460	17:17:50.557
2 -	33.474	22.116	55.590	78.22	1.739	17:18:46.147
3 -	32.553	21.298	53.851 (1)	80.75		17:19:39.998
4 -	32.625	21.404	54.029 (2)	80.48	0.178	17:20:34.027
5 -	33.546	21.531	55.077	78.95	1.226	17:21:29.104
6 -	32.858	21.640	54.498	79.79	0.647	17:22:23.602
7 -	32.916	21.516	54.432 (3)	79.89	0.581	17:23:18.034
8 -	33.051	22.150	55.201	78.77	1.350	17:24:13.235
9 -	32.998	21.809	54.807	79.34	0.956	17:25:08.042
10 -	32.911	21.727	54.638	79.58	0.787	17:26:02.680

P13 43	Richard WILLsher	Yamaha R1 - Willsher Plant
IDEAL LAP TIME : 54.424	BEST LAP TIME : 54.511	DIFFERENCE : 0.087

LAP	SECTOR 1	SECTOR 2	LAP TIME	MPH	DIFF	TIME OF DAY
1 -		22.844	1:06.034	65.85	11.523	17:17:54.280
2 -	33.384	21.953	55.337	78.58	0.826	17:18:49.617
3 -	33.435	22.112	55.547	78.28	1.036	17:19:45.164
4 -	33.468	21.684	55.152	78.84	0.641	17:20:40.316
5 -	33.231	21.746	54.977	79.09	0.466	17:21:35.293
6 -	33.426	21.534	54.960 (3)	79.12	0.449	17:22:30.253
7 -	32.986	21.525	54.511 (1)	79.77		17:23:24.764
8 -	33.070	22.252	55.322	78.60	0.811	17:24:20.086

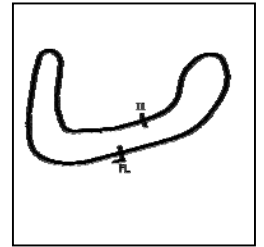
Weather / Track : Cloudy / Dry

Brands Hatch Indy
Circuit Length = 1.2079 miles
Start: 17:16 Flag 17:25 End: 17:26

BMCRC - MRO Championships 2018 - Rnd 1 @ Brands Hatch Indy

BMCRC Thunderbike Extreme

RACE 17 - SECTOR ANALYSIS



SECTOR 1 = FL to I1, SECTOR 2 = I1 to FL, DIFF = Difference To Personal Best Lap, P = Crossed Finish Line in Pit Lane, D = Time Disallowed

9 -	33.435	21.761	55.196	78.78	0.685	17:25:15.282
10 -	33.274	21.438	54.712 (2)	79.48	0.201	17:26:09.994

P14 48 R Peter FUNNELL		Honda 929 -				
IDEAL LAP TIME : 54.434		BEST LAP TIME : 54.659		DIFFERENCE : 0.225		
LAP	SECTOR 1	SECTOR 2	LAP TIME	MPH	DIFF	TIME OF DAY
1 -		22.400	1:04.718	67.19	10.059	17:17:52.964
2 -	34.172	22.421	56.593	76.83	1.934	17:18:49.557
3 -	34.078	22.434	56.512	76.95	1.853	17:19:46.069
4 -	34.153	21.866	56.019	77.62	1.360	17:20:42.088
5 -	34.713	22.651	57.364	75.80	2.705	17:21:39.452
6 -	33.320	21.339	54.659 (1)	79.55		17:22:34.111
7 -	33.569	22.069	55.638 (3)	78.15	0.979	17:23:29.749
8 -	33.095	21.705	54.800 (2)	79.35	0.141	17:24:24.549
9 -	33.259	22.764	56.023	77.62	1.364	17:25:20.572
10 -	34.297	21.616	55.913	77.77	1.254	17:26:16.485

P15 14 David SPENCER		Suzuki GSXR 600 -				
IDEAL LAP TIME : 54.571		BEST LAP TIME : 55.142		DIFFERENCE : 0.571		
LAP	SECTOR 1	SECTOR 2	LAP TIME	MPH	DIFF	TIME OF DAY
1 -		22.922	1:05.418	66.47	10.276	17:17:53.664
2 -	34.614	22.124	56.738	76.64	1.596	17:18:50.402
3 -	33.812	22.122	55.934	77.74	0.792	17:19:46.336
4 -	33.925	22.251	56.176	77.41	1.034	17:20:42.512
5 -	34.515	22.649	57.164	76.07	2.022	17:21:39.676
6 -	33.206	21.978	55.184 (2)	78.80	0.042	17:22:34.860
7 -	33.069	22.073	55.142 (1)	78.86		17:23:30.002
8 -	33.441	21.832	55.273 (3)	78.67	0.131	17:24:25.275
9 -	33.078	22.523	55.601	78.21	0.459	17:25:20.876
10 -	34.259	21.502	55.761	77.98	0.619	17:26:16.637

P16 37 R Robert MARSH		Honda FIREBLADE -				
IDEAL LAP TIME : 54.485		BEST LAP TIME : 54.485		DIFFERENCE : 0.000		
LAP	SECTOR 1	SECTOR 2	LAP TIME	MPH	DIFF	TIME OF DAY
1 -		23.012	1:05.985	65.90	11.500	17:17:54.231
2 -	34.678	22.106	56.784	76.58	2.299	17:18:51.015
3 -	34.033	21.900	55.933	77.74	1.448	17:19:46.948
4 -	33.995	21.674	55.669	78.11	1.184	17:20:42.617
5 -	33.990	21.878	55.868	77.83	1.383	17:21:38.485
6 -	33.636	21.647	55.283 (2)	78.66	0.798	17:22:33.768
7 -	32.858	21.627	54.485 (1)	79.81		17:23:28.253
8 -	33.239	22.318	55.557 (3)	78.27	1.072	17:24:23.810
9 -	33.800	22.706	56.506	76.95	2.021	17:25:20.316
10 -	35.953	21.703	57.656	75.42	3.171	17:26:17.972

P17 228 Clive EMERSON		Honda CBR900RR -				
IDEAL LAP TIME : 55.845		BEST LAP TIME : 56.217		DIFFERENCE : 0.372		
LAP	SECTOR 1	SECTOR 2	LAP TIME	MPH	DIFF	TIME OF DAY
1 -		22.245	1:03.778	68.18	7.561	17:17:52.024
2 -	34.466	22.395	56.861	76.47	0.644	17:18:48.885
3 -	33.850	22.373	56.223 (2)	77.34	0.006	17:19:45.108
4 -	34.548	22.158	56.706	76.68	0.489	17:20:41.814
5 -	35.024	23.617	58.641	74.15	2.424	17:21:40.455
6 -	34.222	21.995	56.217 (1)	77.35		17:22:36.672
7 -	34.431	23.075	57.506	75.62	1.289	17:23:34.178
8 -	34.421	22.974	57.395	75.76	1.178	17:24:31.573
9 -	34.281	22.354	56.635 (3)	76.78	0.418	17:25:28.208
10 -	34.103	23.277	57.380	75.78	1.163	17:26:25.588

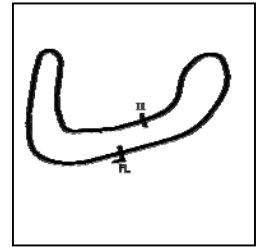
Weather / Track : Cloudy / Dry

Brands Hatch Indy
Circuit Length = 1.2079 miles
Start: 17:16 Flag 17:25 End: 17:26

BMCRC - MRO Championships 2018 - Rnd 1 @ Brands Hatch Indy

BMCRC Thunderbike Extreme

RACE 17 - SECTOR ANALYSIS



SECTOR 1 = FL to I1, SECTOR 2 = I1 to FL, DIFF = Difference To Personal Best Lap, P = Crossed Finish Line in Pit Lane, D = Time Disallowed

P18		6 R		Robert BRYANT		Aprilia RSV -	
IDEAL LAP TIME : 56.834		BEST LAP TIME : 56.834		DIFFERENCE : 0.000			
LAP	SECTOR 1	SECTOR 2	LAP TIME	MPH	DIFF	TIME OF DAY	
1 -		23.854	1:07.480	64.44	10.646	17:17:55.726	
2 -	35.339	23.146	58.485	74.35	1.651	17:18:54.211	
3 -	35.167	22.966	58.133	74.80	1.299	17:19:52.344	
4 -	35.058	22.800	57.858	75.15	1.024	17:20:50.202	
5 -	34.653	22.811	57.464 (2)	75.67	0.630	17:21:47.666	
6 -	35.143	22.612	57.755	75.29	0.921	17:22:45.421	
7 -	34.818	22.874	57.692	75.37	0.858	17:23:43.113	
8 -	34.683	22.883	57.566 (3)	75.54	0.732	17:24:40.679	
9 -	34.905	22.778	57.683	75.38	0.849	17:25:38.362	
10 -	34.423	22.411	56.834 (1)	76.51		17:26:35.196	

P19		84		Steven WAINE		Honda FIREBLADE - Ape Racing	
IDEAL LAP TIME : 56.828		BEST LAP TIME : 56.828		DIFFERENCE : 0.000			
LAP	SECTOR 1	SECTOR 2	LAP TIME	MPH	DIFF	TIME OF DAY	
1 -		23.479	1:08.993	63.02	12.165	17:17:57.239	
2 -	35.692	22.780	58.472	74.37	1.644	17:18:55.711	
3 -	34.883	22.478	57.361 (2)	75.81	0.533	17:19:53.072	
4 -	34.993	22.512	57.505 (3)	75.62	0.677	17:20:50.577	
5 -	34.768	22.789	57.557	75.55	0.729	17:21:48.134	
6 -	35.232	22.495	57.727	75.33	0.899	17:22:45.861	
7 -	34.845	22.678	57.523	75.59	0.695	17:23:43.384	
8 -	34.600	23.079	57.679	75.39	0.851	17:24:41.063	
9 -	34.837	22.909	57.746	75.30	0.918	17:25:38.809	
10 -	34.490	22.338	56.828 (1)	76.52		17:26:35.637	

P20		35 R		Stephen HARVEY		Yamaha YZF R1 -	
IDEAL LAP TIME : 56.822		BEST LAP TIME : 57.013		DIFFERENCE : 0.191			
LAP	SECTOR 1	SECTOR 2	LAP TIME	MPH	DIFF	TIME OF DAY	
1 -		23.750	1:08.421	63.55	11.408	17:17:56.667	
2 -	36.329	23.359	59.688	72.85	2.675	17:18:56.355	
3 -	35.462	22.782	58.244	74.66	1.231	17:19:54.599	
4 -	35.175	22.388	57.563	75.54	0.550	17:20:52.162	
5 -	34.738	22.330	57.068 (3)	76.20	0.055	17:21:49.230	
6 -	34.531	22.510	57.041 (2)	76.23	0.028	17:22:46.271	
7 -	34.760	22.635	57.395	75.76	0.382	17:23:43.666	
8 -	34.781	23.163	57.944	75.04	0.931	17:24:41.610	
9 -	35.048	22.366	57.414	75.74	0.401	17:25:39.024	
10 -	34.722	22.291	57.013 (1)	76.27		17:26:36.037	

P21		46		Adrian DRAPER		Suzuki GSXR 750 - droopy racing uk	
IDEAL LAP TIME : 57.118		BEST LAP TIME : 57.446		DIFFERENCE : 0.328			
LAP	SECTOR 1	SECTOR 2	LAP TIME	MPH	DIFF	TIME OF DAY	
1 -		24.173	1:09.410	62.65	11.964	17:17:57.656	
2 -	35.845	23.450	59.295	73.33	1.849	17:18:56.951	
3 -	35.658	23.210	58.868	73.87	1.422	17:19:55.819	
4 -	35.140	22.987	58.127	74.81	0.681	17:20:53.946	
5 -	34.716	23.615	58.331	74.55	0.885	17:21:52.277	
6 -	35.346	23.385	58.731	74.04	1.285	17:22:51.008	
7 -	34.750	23.019	57.769 (2)	75.27	0.323	17:23:48.777	
8 -	34.532	22.914	57.446 (1)	75.69		17:24:46.223	
9 -	34.204	23.769	57.973 (3)	75.01	0.527	17:25:44.196	

P22		99 R		Robert BREEN		Suzuki GSXR 750 - Traxden Motorcycles	
IDEAL LAP TIME : 56.916		BEST LAP TIME : 56.916		DIFFERENCE : 0.000			
LAP	SECTOR 1	SECTOR 2	LAP TIME	MPH	DIFF	TIME OF DAY	
1 -		24.041	1:10.382	61.78	13.466	17:17:58.628	

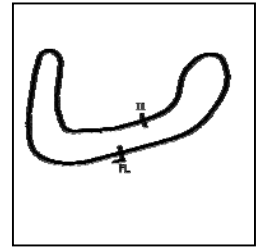
Weather / Track : Cloudy / Dry

Brands Hatch Indy
Circuit Length = 1.2079 miles
Start: 17:16 Flag 17:25 End: 17:26

BMCRC - MRO Championships 2018 - Rnd 1 @ Brands Hatch Indy

BMCRC Thunderbike Extreme

RACE 17 - SECTOR ANALYSIS



SECTOR 1 = FL to I1, SECTOR 2 = I1 to FL, DIFF = Difference To Personal Best Lap, P = Crossed Finish Line in Pit Lane, D = Time Disallowed

2 -	35.928	22.695	58.623	74.17	1.707	17:18:57.251
3 -	35.613	23.220	58.833	73.91	1.917	17:19:56.084
4 -	36.685	22.776	59.461	73.13	2.545	17:20:55.545
5 -	35.373	22.936	58.309	74.57	1.393	17:21:53.854
6 -	35.339	22.737	58.076 (3)	74.87	1.160	17:22:51.930
7 -	36.451	22.942	59.393	73.21	2.477	17:23:51.323
8 -	35.324	22.651	57.975 (2)	75.00	1.059	17:24:49.298
9 -	34.423	22.493	56.916 (1)	76.40		17:25:46.214

P23 100 R Jon ALLUM			Honda VFR400 - LittleJonny's Catering			
IDEAL LAP TIME : 59.229		BEST LAP TIME : 59.386		DIFFERENCE : 0.157		
LAP	SECTOR 1	SECTOR 2	LAP TIME	MPH	DIFF	TIME OF DAY
1 -		24.670	1:10.793	61.42	11.407	17:17:59.039
2 -	36.107	23.961	1:00.068	72.39	0.682	17:18:59.107
3 -	36.235	23.734	59.969	72.51	0.583	17:19:59.076
4 -	35.740	23.965	59.705	72.83	0.319	17:20:58.781
5 -	35.672	23.714	59.386 (1)	73.22		17:21:58.167
6 -	35.735	23.675	59.410 (2)	73.19	0.024	17:22:57.577
7 -	35.837	23.902	59.739	72.79	0.353	17:23:57.316
8 -	37.055	24.452	1:01.507	70.70	2.121	17:24:58.823
9 -	35.554	24.118	59.672 (3)	72.87	0.286	17:25:58.495

P24 110 Justin ARBON			Kawasaki ZXR400 - TT plumbing and heating			
IDEAL LAP TIME : 1:02.181		BEST LAP TIME : 1:02.482		DIFFERENCE : 0.301		
LAP	SECTOR 1	SECTOR 2	LAP TIME	MPH	DIFF	TIME OF DAY
1 -		25.647	1:13.321	59.30	10.839	17:18:01.567
2 -	38.427	24.592	1:03.019	69.00	0.537	17:19:04.586
3 -	38.279	24.689	1:02.968 (3)	69.06	0.486	17:20:07.554
4 -	37.914	24.568	1:02.482 (1)	69.59		17:21:10.036
5 -	37.873	25.522	1:03.395	68.59	0.913	17:22:13.431
6 -	37.979	24.742	1:02.721 (2)	69.33	0.239	17:23:16.152
7 -	37.613	25.498	1:03.111	68.90	0.629	17:24:19.263
8 -	37.928	25.568	1:03.496	68.48	1.014	17:25:22.759
9 -	37.752	26.526	1:04.278	67.65	1.796	17:26:27.037

P25 130 R Fraser GRINSTEAD			Suzuki GSXR 750 SRAD - TRAPDOOR RACING			
IDEAL LAP TIME : 1:04.475		BEST LAP TIME : 1:04.506		DIFFERENCE : 0.031		
LAP	SECTOR 1	SECTOR 2	LAP TIME	MPH	DIFF	TIME OF DAY
1 -		26.177	1:17.074	56.42	12.568	17:18:05.320
2 -	40.754	25.850	1:06.604	65.29	2.098	17:19:11.924
3 -	40.046	25.925	1:05.971	65.91	1.465	17:20:17.895
4 -	40.984	25.874	1:06.858	65.04	2.352	17:21:24.753
5 -	39.973	25.342	1:05.315 (3)	66.57	0.809	17:22:30.068
6 -	40.122	25.834	1:05.956	65.93	1.450	17:23:36.024
7 -	39.133	25.373	1:04.506 (1)	67.41		17:24:40.530
8 -	39.532	25.769	1:05.301 (2)	66.59	0.795	17:25:45.831

P26 18 R Stuart ALBON			Suzuki GSXR750X -			
IDEAL LAP TIME : 1:09.694		BEST LAP TIME : 1:09.694		DIFFERENCE : 0.000		
LAP	SECTOR 1	SECTOR 2	LAP TIME	MPH	DIFF	TIME OF DAY
1 -		27.996	1:19.702	54.56	10.008	17:18:07.948
2 -	43.635	28.494	1:12.129	60.28	2.435	17:19:20.077
3 -			1:11.561	60.76	1.867	17:20:31.638
4 -	42.734	27.403	1:10.137 (2)	62.00	0.443	17:21:41.775
5 -	42.678	27.016	1:09.694 (1)	62.39		17:22:51.469
6 -			1:12.448	60.02	2.754	17:24:03.917
7 -			1:12.093	60.31	2.399	17:25:16.010
8 -	43.372	27.222	1:10.594 (3)	61.60	0.900	17:26:26.604

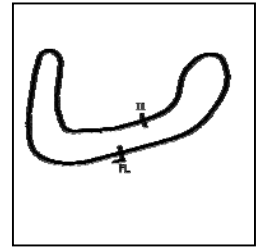
Weather / Track : Cloudy / Dry

Brands Hatch Indy
Circuit Length = 1.2079 miles
Start: 17:16 Flag 17:25 End: 17:26

BMCRC - MRO Championships 2018 - Rnd 1 @ Brands Hatch Indy

BMCRC Thunderbike Extreme

RACE 17 - SECTOR ANALYSIS



SECTOR 1 = FL to I1, SECTOR 2 = I1 to FL, DIFF = Difference To Personal Best Lap, P = Crossed Finish Line in Pit Lane, D = Time Disallowed

P27 77		David MAY		Suzuki GSXR 750 K1 - ELP Racing		
IDEAL LAP TIME : 52.046		BEST LAP TIME : 52.161		DIFFERENCE : 0.115		
LAP	SECTOR 1	SECTOR 2	LAP TIME	MPH	DIFF	TIME OF DAY
1 -		21.193	59.055	73.63	6.894	17:17:47.301
2 -	32.369	20.910	53.279	81.61	1.118	17:18:40.580
3 -	31.639	20.642	52.281 (2)	83.17	0.120	17:19:32.861
4 -	31.890	21.049	52.939	82.14	0.778	17:20:25.800
5 -	32.130	20.660	52.790	82.37	0.629	17:21:18.590
6 -	31.611	20.792	52.403 (3)	82.98	0.242	17:22:10.993
7 -	31.726	20.435	52.161 (1)	83.36		17:23:03.154
8 -	32.351	21.166	53.517	81.25	1.356	17:23:56.671

P28 44		Denzil DAVIES		Suzuki GSXR 750 - Advanced Mouldings Ltd		
IDEAL LAP TIME : 51.928		BEST LAP TIME : 52.233		DIFFERENCE : 0.305		
LAP	SECTOR 1	SECTOR 2	LAP TIME	MPH	DIFF	TIME OF DAY
1 -		21.235	58.230	74.67	5.997	17:17:46.476
2 -	32.048	20.982	53.030	82.00	0.797	17:18:39.506
3 -	31.478	20.840	52.318 (2)	83.11	0.085	17:19:31.824
4 -	31.471	22.227	53.698	80.98	1.465	17:20:25.522
5 -	31.886	20.457	52.343 (3)	83.07	0.110	17:21:17.865
6 -	31.809	20.988	52.797	82.36	0.564	17:22:10.662
7 -	31.586	20.647	52.233 (1)	83.25		17:23:02.895

BMCRC - MRO Championships 2018 - Rnd 1 @ Brands Hatch Indy

BMCRC Thunderbike Extreme

RACE 17 - BEST SECTORS

SECTOR 1			SECTOR 2			IDEAL / BEST COMPARISON						
POS	NO	NAME	TIME	NO	NAME	TIME	POS	NO	NAME	IDEAL	BEST	DIFF
									PERFECT LAP	51.484		
1	82	HINNELLS	31.194	82	HINNELLS	20.290	1	82	HINNELLS	51.484	51.484	0.000
2	40	SHELVEY	31.286	41	ABRAHAM	20.412	2	41	ABRAHAM	51.842	51.842	0.000
3	131	EDMONDSON	31.316	77	MAY	20.435	3	40	SHELVEY	51.844	51.844	0.000
4	114	MARTIN	31.320	44	DAVIES	20.457	4	44	DAVIES	51.928	52.233	0.305
5	41	ABRAHAM	31.430	258	FRIEND	20.543	5	114	MARTIN	52.011	52.252	0.241
6	44	DAVIES	31.471	40	SHELVEY	20.558	6	77	MAY	52.046	52.161	0.115
7	64	CHAMBERLAIN	31.503	64	CHAMBERLAIN	20.639	7	131	EDMONDSON	52.133	52.409	0.276
8	69	RUSSO	31.609	85	TUCKER	20.639	8	64	CHAMBERLAIN	52.142	52.142	0.000
9	77	MAY	31.611	114	MARTIN	20.691	9	258	FRIEND	52.258	52.283	0.025
10	258	FRIEND	31.715	69	RUSSO	20.700	10	69	RUSSO	52.309	52.422	0.113
11	85	TUCKER	31.859	131	EDMONDSON	20.817	11	85	TUCKER	52.498	52.662	0.164
12	16	WREN	32.472	16	WREN	20.877	12	16	WREN	53.349	53.890	0.541
13	303	NORTON	32.472	303	NORTON	20.986	13	303	NORTON	53.458	53.566	0.108
14	15	KILLWORTH	32.553	15	KILLWORTH	21.298	14	15	KILLWORTH	53.851	53.851	0.000
15	37	MARSH	32.858	48	FUNNELL	21.339	15	43	WILLSHER	54.424	54.511	0.087
16	43	WILLSHER	32.986	43	WILLSHER	21.438	16	48	FUNNELL	54.434	54.659	0.225
17	14	SPENCER	33.069	14	SPENCER	21.502	17	37	MARSH	54.485	54.485	0.000
18	48	FUNNELL	33.095	37	MARSH	21.627	18	14	SPENCER	54.571	55.142	0.571
19	228	EMERSON	33.850	228	EMERSON	21.995	19	228	EMERSON	55.845	56.217	0.372
20	46	DRAPER	34.204	35	HARVEY	22.291	20	35	HARVEY	56.822	57.013	0.191
21	6	BRYANT	34.423	84	WAINE	22.338	21	84	WAINE	56.828	56.828	0.000
22	99	BREEN	34.423	6	BRYANT	22.411	22	6	BRYANT	56.834	56.834	0.000
23	84	WAINE	34.490	99	BREEN	22.493	23	99	BREEN	56.916	56.916	0.000
24	35	HARVEY	34.531	46	DRAPER	22.914	24	46	DRAPER	57.118	57.446	0.328
25	100	ALLUM	35.554	100	ALLUM	23.675	25	100	ALLUM	59.229	59.386	0.157
26	110	ARBON	37.613	110	ARBON	24.568	26	110	ARBON	1:02.181	1:02.482	0.301
27	130	GRINSTEAD	39.133	130	GRINSTEAD	25.342	27	130	GRINSTEAD	1:04.475	1:04.506	0.031
28	18	ALBON	42.678	18	ALBON	27.016	28	18	ALBON	1:09.694	1:09.694	0.000
29												

Weather / Track : Cloudy / Dry

Results can be found at www.tsl-timing.com

Brands Hatch Indy
 Circuit Length = 1.2079 miles
 Start: 17:16 Flag 17:25 End: 17:26

Printed - 17:30 Saturday, 10 March 2018

BMCRC - MRO Championships 2018 - Rnd 1 @ Brands Hatch Indy



BMCRC Thunderbike Extreme

RACE 8 - GRID (12 Laps)

ROW 11	33	51 Michael HOGARTH	32	10 Alexandru TRAXLER	31	25 Harrison DAY
ROW 10	30	65 Ian SOILLEUX	29	30 Connor SWYER	28	18 Stuart ALBON 1:09.694
ROW 9	27	130 Fraser GRINSTEAD 1:04.506	26	110 Justin ARBON 1:02.482	25	100 Jon ALLUM 59.386
ROW 8	24	46 Adrian DRAPER 57.446	23	35 Stephen HARVEY 57.013	22	99 Robert BREEN 56.916
ROW 7	21	6 Robert BRYANT 56.834	20	84 Steven WAINE 56.828	19	228 Clive EMERSON 56.217
ROW 6	18	14 David SPENCER 55.142	17	48 Peter FUNNELL 54.659	16	43 Richard WILLISHER 54.511
ROW 5	15	37 Robert MARSH 54.485	14	16 Matthew WREN 53.890	13	15 Stacey KILLWORTH 53.851
ROW 4	12	303 Adam NORTON 53.566	11	85 Carl TUCKER 52.662	10	69 Tony RUSSO 52.422
ROW 3	9	131 Doug EDMONDSON 52.409	8	258 Ande FRIEND 52.283	7	114 Ricky MARTIN 52.252
ROW 2	6	44 Denzil DAVIES 52.233	5	77 David MAY 52.161	4	64 Barry CHAMBERLAIN 52.142
ROW 1	3	40 David SHELVEY 51.844	2	41 David ABRAHAM 51.842	1	82 Matt HINNELLS 51.484 Pole

Brands Hatch Indy
Circuit Length = 1.2079 miles

These results are provisional until the conclusion of any judicial and technical matters.

Clerk Of Course :	Timekeeper :
-------------------	--------------

Results can be found at www.tsl-timing.com

Printed - 17:31 Saturday, 10 March 2018



BMCRC - MRO Championships 2018 - Rnd 1 @ Brands Hatch Indy

BMCRC Thunderbike Extreme

RACE 8 - CLASSIFICATION

POS	NO	CL	PIC NAME	ENTRY	LAPS	TIME	GAP	DIFF	MPH	BEST	ON
1	40		1 David SHELVEY	Suzuki GSXR 600 K1 - ymark.com	6	5:27.217			79.73	52.596	2
2	64		2 Barry CHAMBERLAIN	Suzuki GSXR 750 Y - Goldline Maintenance Service	6	5:41.598	14.381	14.381	76.38	55.449	6
3	41		3 David ABRAHAM	Aprilia RSVR - Cambridge Motorcycles	6	5:41.880	14.663	0.282	76.31	55.199	6
4	82		4 Matt HINNELLS	Aprilia RSV MILLE 1000 - Bears repairs/Jamie Vale	6	5:42.250	15.033	0.370	76.23	55.268	6
5	114		5 Ricky MARTIN	Suzuki GSXR 750 - S.s.s	6	5:43.526	16.309	1.276	75.95	54.968	6
6	77		6 David MAY	Suzuki GSXR 750 K1 - ELP Racing	6	5:43.605	16.388	0.079	75.93	54.947	6
7	85		7 Carl TUCKER	Aprilia RSV MILLE - Black and White Racing	6	5:45.600	18.383	1.995	75.49	54.646	6
8	69		8 Tony RUSSO	Suzuki GSXR 750 - Titan Elevators	6	5:45.794	18.577	0.194	75.45	54.581	6
9	303		9 Adam NORTON	Honda CBR929RRY - Cozens Smith Fabrication	6	5:47.463	20.246	1.669	75.09	55.395	5
10	258		10 Ande FRIEND	Suzuki GSXR750 - Flying colours MCT	6	5:47.986	20.769	0.523	74.97	55.679	5
11	15		11 Stacey KILLWORTH	Honda FIREBLADE - BK/Everns	6	5:48.573	21.356	0.587	74.85	55.270	6
12	6	R	1 Robert BRYANT	Aprilia RSV -	6	5:56.226	29.009	7.653	73.24	57.188	4
13	16		12 Matthew WREN	Suzuki GSXR - Broken Matt	6	5:57.531	30.314	1.305	72.97	56.229	5
14	44		13 Denzil DAVIES	Suzuki GSXR 750 - Advanced Mouldings Ltd	6	5:59.190	31.973	1.659	72.64	57.210	5
15	99	R	2 Robert BREEN	Suzuki GSXR 750 - Traxden Motorcycles	6	6:08.401	41.184	9.211	70.82	59.624	3
16	43		14 Richard WILLISHER	Yamaha R1 - Willsher Plant	6	6:08.537	41.320	0.136	70.79	58.989	3
17	228		15 Clive EMERSON	Honda CBR900RR -	6	6:08.690	41.473	0.153	70.76	58.979	4
18	14		16 David SPENCER	Suzuki GSXR 600 -	6	6:10.593	43.376	1.903	70.40	57.766	6
19	10	R	3 Alexandru TRAXLER	Yamaha YZF R1 5PW - Traxden Motorcycles	6	6:17.537	50.320	6.944	69.11	59.512	6
20	84		17 Steven WAINE	Honda FIREBLADE - Ape Racing	6	6:20.379	53.162	2.842	68.59	1:00.528	3
21	46		18 Adrian DRAPER	Suzuki GSXR 750 - droopy racing uk	6	6:20.595	53.378	0.216	68.55	1:00.574	4
22	30	R	4 Connor SWYER	Kawasaki ZXR 400 - owkay clothing & EBC brakes	5	5:27.633	1 Lap	1 Lap	66.36	1:01.998	5
23	100	R	5 Jon ALLUM	Honda VFR400 - LittleJonny's Catering	5	5:28.358	1 Lap	0.725	66.21	1:02.256	4
24	110		19 Justin ARBON	Kawasaki ZXR400 - TT plumbing and heating	5	5:30.894	1 Lap	2.536	65.70	1:02.819	5
25	35	R	6 Stephen HARVEY	Yamaha YZF R1 -	5	5:32.575	1 Lap	1.681	65.37	1:03.133	5
26	130	R	7 Fraser GRINSTEAD	Suzuki GSXR 750 SRAD - TRAPDOOR RACING	5	5:38.245	1 Lap	5.670	64.28	1:03.932	5
27	18	R	8 Stuart ALBON	Suzuki GSXR750X -	5	6:08.466	1 Lap	30.221	59.00	1:09.418	5

NOT CLASSIFIED

DNF	25		Harrison DAY	Aprilia MILLE 1000 -	0						
DNF	131		Doug EDMONDSON	Yamaha R6 - Wave Racing Developments	0						

FASTEST LAP

40			David SHELVEY	Suzuki GSXR 600 K1 - ymark.com	2	52.596		82.67 mph		133.05 kph
6	R		Robert BRYANT	Aprilia RSV -	4	57.188		76.04 mph		122.37 kph

Class - 92.5% of Race Speed = 73.75 mph
 Class R - 92.5% of Race Speed = 67.74 mph

Brands Hatch Indy
 Circuit Length = 1.2079 miles
 Start: 13:48 Flag 13:53 End: 13:54

Weather / Track : Cloudy / Dry

These results are provisional until the conclusion of any judicial and technical matters.

Clerk Of Course :	Timekeeper :
-------------------	--------------

Results can be found at www.tsl-timing.com

Printed - 13:58 Sunday, 11 March 2018



BMCRC - MRO Championships 2018 - Rnd 1 @ Brands Hatch Indy

BMCRC Thunderbike Extreme

RACE 8 - LAP CHART

LAP 1 @ 13:48:59.733

NO	BEHIND	LAP TIME
40		58.909
64	2.621	1:01.530
41	2.768	1:01.677
82	3.522	1:02.431
77	4.396	1:03.305
114	5.030	1:03.939
258	5.270	1:04.179
85	5.504	1:04.413
69	5.949	1:04.858
15	6.805	1:05.714
303	7.689	1:06.598
44	8.507	1:07.416
6	8.628	1:07.537
16	8.903	1:07.812
43	9.307	1:08.216
99	9.616	1:08.525
228	10.570	1:09.479
84	11.980	1:10.889
14	13.139	1:12.048
46	14.807	1:13.716
110	14.952	1:13.861
10	15.514	1:14.423
100	15.680	1:14.589
30	16.112	1:15.021
35	17.048	1:15.957
130	17.794	1:16.703
18	23.041	1:21.950

LAP 2 @ 13:49:52.329

NO	BEHIND	LAP TIME
40		52.596
64	6.239	56.214
41	7.134	56.962
82	7.950	57.024
77	9.207	57.407
114	9.470	57.036
258	10.092	57.418
85	10.342	57.434
69	10.768	57.415
15	11.546	57.337
303	12.170	57.077
6	14.900	58.868
44	16.112	1:00.201
16	16.481	1:00.174
43	17.145	1:00.434
99	17.162	1:00.142
228	17.729	59.755
84	20.968	1:01.584
14	22.804	1:02.261
46	24.651	1:02.440
10	25.684	1:02.766
30	28.201	1:04.685
110	28.804	1:06.448
100	29.087	1:06.003
35	30.106	1:05.654
130	31.655	1:06.457
18	42.681	1:12.236

LAP 3 @ 13:50:45.150

NO	BEHIND	LAP TIME
40		52.821

64	9.294	55.876
41	10.274	55.961
82	11.158	56.029
77	12.406	56.020
114	12.446	55.797
85	14.207	56.686
69	14.612	56.665
258	15.713	58.442
15	16.064	57.339
303	16.227	56.878
6	19.652	57.573
44	22.210	58.919
16	23.217	59.557
43	23.313	58.989
99	23.965	59.624
228	24.527	59.619
84	28.675	1:00.528
14	29.491	59.508
46	33.073	1:01.243
10	33.139	1:00.276
30	39.266	1:03.886
100	39.328	1:03.062
110	40.131	1:04.148
35	41.946	1:04.661
130	44.332	1:05.498

LAP 4 @ 13:51:38.772

NO	BEHIND	LAP TIME
40		53.622
18	1 Lap	1:12.870
64	11.772	56.100
41	12.306	55.654
82	12.848	55.312
77	14.295	55.511
114	14.402	55.578
85	16.287	55.702
69	16.811	55.821
258	18.317	56.226
303	18.625	56.020
15	18.687	56.245
6	23.218	57.188
44	26.508	57.920
16	26.675	57.080
43	29.338	59.647
228	29.884	58.979
99	30.413	1:00.070
14	36.858	1:00.989
84	37.483	1:02.430
46	40.025	1:00.574
10	40.191	1:00.674
30	47.687	1:02.043
100	47.962	1:02.256
110	50.127	1:03.618
35	51.494	1:03.170

LAP 5 @ 13:52:33.321

NO	BEHIND	LAP TIME
40		54.549
130	1 Lap	1:05.655
64	13.652	56.429
41	14.184	56.427
82	14.485	56.186
114	16.061	56.208
77	16.161	56.415

85	18.457	56.719
69	18.716	56.454
258	19.447	55.679
303	19.471	55.395
15	20.806	56.668
6	26.197	57.528
18	1 Lap	1:11.992
16	28.355	56.229
44	29.169	57.210
43	34.333	59.544
228	34.511	59.176
99	35.704	59.840
14	40.330	58.021
10	45.528	59.886
84	45.697	1:02.763
46	47.324	1:01.848

LAP 6 @ 13:53:28.041

NO	BEHIND	LAP TIME
40		54.720
30	1 Lap	1:01.998
100	1 Lap	1:02.448
110	1 Lap	1:02.819
35	1 Lap	1:03.133
130	1 Lap	1:03.932
64	14.381	55.449
41	14.663	55.199
82	15.033	55.268
114	16.309	54.968
77	16.388	54.947
85	18.383	54.646
69	18.577	54.581
303	20.246	55.495
258	20.769	56.042
15	21.356	55.270
6	29.009	57.532
16	30.314	56.679
44	31.973	57.524
99	41.184	1:00.200
18	1 Lap	1:09.418
43	41.320	1:01.707
228	41.473	1:01.682
14	43.376	57.766
10	50.320	59.512
84	53.162	1:02.185
46	53.378	1:00.774

Weather / Track : Cloudy / Dry

Results can be found at www.tsl-timing.com

Brands Hatch Indy
Circuit Length = 1.2079 miles
Start: 13:48 Flag 13:53 End: 13:54

Printed - 13:55 Sunday, 11 March 2018

BMCRC - MRO Championships 2018 - Rnd 1 @ Brands Hatch Indy

BMCRC Thunderbike Extreme

RACE 8 - SECTOR ANALYSIS



SECTOR 1 = FL to I1, SECTOR 2 = I1 to FL, DIFF = Difference To Personal Best Lap, P = Crossed Finish Line in Pit Lane, D = Time Disallowed

P1 40		David SHELVEY		Suzuki GSXR 600 K1 - ymark.com			
IDEAL LAP TIME : 52.596		BEST LAP TIME : 52.596		DIFFERENCE : 0.000			
LAP	SECTOR 1	SECTOR 2	LAP TIME	MPH	DIFF	TIME OF DAY	
1 -		21.926	58.909	73.81	6.313	13:48:59.733	
2 -	31.562	21.034	52.596 (1)	82.67		13:49:52.329	
3 -	31.661	21.160	52.821 (2)	82.32	0.225	13:50:45.150	
4 -	32.158	21.464	53.622 (3)	81.09	1.026	13:51:38.772	
5 -	32.091	22.458	54.549	79.71	1.953	13:52:33.321	
6 -	32.628	22.092	54.720	79.47	2.124	13:53:28.041	

P2 64		Barry CHAMBERLAIN		Suzuki GSXR 750 Y - Goldline Maintenance Services			
IDEAL LAP TIME : 55.420		BEST LAP TIME : 55.449		DIFFERENCE : 0.029			
LAP	SECTOR 1	SECTOR 2	LAP TIME	MPH	DIFF	TIME OF DAY	
1 -		23.122	1:01.530	70.67	6.081	13:49:02.354	
2 -	33.491	22.723	56.214	77.35	0.765	13:49:58.568	
3 -	32.954	22.922	55.876 (2)	77.82	0.427	13:50:54.444	
4 -	33.337	22.763	56.100 (3)	77.51	0.651	13:51:50.544	
5 -	33.829	22.600	56.429	77.06	0.980	13:52:46.973	
6 -	32.983	22.466	55.449 (1)	78.42		13:53:42.422	

P3 41		David ABRAHAM		Aprilia RSVR - Cambridge Motorcycles			
IDEAL LAP TIME : 55.135		BEST LAP TIME : 55.199		DIFFERENCE : 0.064			
LAP	SECTOR 1	SECTOR 2	LAP TIME	MPH	DIFF	TIME OF DAY	
1 -		23.443	1:01.677	70.50	6.478	13:49:02.501	
2 -	33.794	23.168	56.962	76.34	1.763	13:49:59.463	
3 -	32.749	23.212	55.961 (3)	77.70	0.762	13:50:55.424	
4 -	32.598	23.056	55.654 (2)	78.13	0.455	13:51:51.078	
5 -	33.533	22.894	56.427	77.06	1.228	13:52:47.505	
6 -	32.662	22.537	55.199 (1)	78.78		13:53:42.704	

P4 82		Matt HINNELLS		Aprilia RSV MILLE 1000 - Bears repairs/Jamie Vale Carpentry			
IDEAL LAP TIME : 54.769		BEST LAP TIME : 55.268		DIFFERENCE : 0.499			
LAP	SECTOR 1	SECTOR 2	LAP TIME	MPH	DIFF	TIME OF DAY	
1 -		23.651	1:02.431	69.65	7.163	13:49:03.255	
2 -	33.495	23.529	57.024	76.25	1.756	13:50:00.279	
3 -	32.692	23.337	56.029 (3)	77.61	0.761	13:50:56.308	
4 -	32.186	23.126	55.312 (2)	78.61	0.044	13:51:51.620	
5 -	33.123	23.063	56.186	77.39	0.918	13:52:47.806	
6 -	32.685	22.583	55.268 (1)	78.68		13:53:43.074	

P5 114		Ricky MARTIN		Suzuki GSXR 750 - S.s.s			
IDEAL LAP TIME : 54.968		BEST LAP TIME : 54.968		DIFFERENCE : 0.000			
LAP	SECTOR 1	SECTOR 2	LAP TIME	MPH	DIFF	TIME OF DAY	
1 -		23.820	1:03.939	68.01	8.971	13:49:04.763	
2 -	33.441	23.595	57.036	76.24	2.068	13:50:01.799	
3 -	32.842	22.955	55.797 (3)	77.93	0.829	13:50:57.596	
4 -	33.085	22.493	55.578 (2)	78.24	0.610	13:51:53.174	
5 -	33.687	22.521	56.208	77.36	1.240	13:52:49.382	
6 -	32.841	22.127	54.968 (1)	79.11		13:53:44.350	

P6 77		David MAY		Suzuki GSXR 750 K1 - ELP Racing			
IDEAL LAP TIME : 54.947		BEST LAP TIME : 54.947		DIFFERENCE : 0.000			
LAP	SECTOR 1	SECTOR 2	LAP TIME	MPH	DIFF	TIME OF DAY	
1 -		23.914	1:03.305	68.69	8.358	13:49:04.129	
2 -	33.621	23.786	57.407	75.75	2.460	13:50:01.536	
3 -	32.673	23.347	56.020 (3)	77.62	1.073	13:50:57.556	
4 -	32.431	23.080	55.511 (2)	78.33	0.564	13:51:53.067	
5 -	33.210	23.205	56.415	77.08	1.468	13:52:49.482	

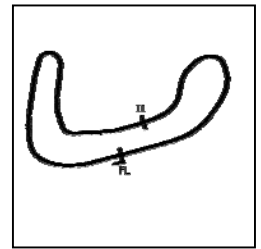
Weather / Track : Cloudy / Dry

Brands Hatch Indy
Circuit Length = 1.2079 miles
Start: 13:48 Flag 13:53 End: 13:54

BMCRC - MRO Championships 2018 - Rnd 1 @ Brands Hatch Indy

BMCRC Thunderbike Extreme

RACE 8 - SECTOR ANALYSIS



SECTOR 1 = FL to I1, SECTOR 2 = I1 to FL, DIFF = Difference To Personal Best Lap, P = Crossed Finish Line in Pit Lane, D = Time Disallowed

6 - **32.188** **22.759** **54.947 (1)** **79.14** **13:53:44.429**

P7 85 Carl TUCKER		Aprilia RSV MILLE - Black and White Racing				
IDEAL LAP TIME : 54.646		BEST LAP TIME : 54.646		DIFFERENCE : 0.000		
LAP	SECTOR 1	SECTOR 2	LAP TIME	MPH	DIFF	TIME OF DAY
1 -		23.416	1:04.413	67.51	9.767	13:49:05.237
2 -	34.252	23.182	57.434	75.71	2.788	13:50:02.671
3 -	33.932	22.754	56.686 (3)	76.71	2.040	13:50:59.357
4 -	33.308	22.394	55.702 (2)	78.06	1.056	13:51:55.059
5 -	34.261	22.458	56.719	76.66	2.073	13:52:51.778
6 -	32.458	22.188	54.646 (1)	79.57		13:53:46.424

P8 69 Tony RUSSO		Suzuki GSXR 750 - Titan Elevators				
IDEAL LAP TIME : 54.581		BEST LAP TIME : 54.581		DIFFERENCE : 0.000		
LAP	SECTOR 1	SECTOR 2	LAP TIME	MPH	DIFF	TIME OF DAY
1 -		23.522	1:04.858	67.04	10.277	13:49:05.682
2 -	34.313	23.102	57.415	75.73	2.834	13:50:03.097
3 -	33.957	22.708	56.665	76.74	2.084	13:50:59.762
4 -	33.090	22.731	55.821 (2)	77.90	1.240	13:51:55.583
5 -	33.931	22.523	56.454 (3)	77.02	1.873	13:52:52.037
6 -	32.552	22.029	54.581 (1)	79.67		13:53:46.618

P9 303 Adam NORTON		Honda CBR929RRY - Cozens Smith Fabrication				
IDEAL LAP TIME : 55.067		BEST LAP TIME : 55.395		DIFFERENCE : 0.328		
LAP	SECTOR 1	SECTOR 2	LAP TIME	MPH	DIFF	TIME OF DAY
1 -		24.255	1:06.598	65.29	11.203	13:49:07.422
2 -	34.100	22.977	57.077	76.18	1.682	13:50:04.499
3 -	33.748	23.130	56.878	76.45	1.483	13:51:01.377
4 -	33.699	22.321	56.020 (3)	77.62	0.625	13:51:57.397
5 -	33.327	22.068	55.395 (1)	78.50		13:52:52.792
6 -	32.999	22.496	55.495 (2)	78.36	0.100	13:53:48.287

P10 258 Ande FRIEND		Suzuki GSXR750 - Flying colours MCT				
IDEAL LAP TIME : 55.648		BEST LAP TIME : 55.679		DIFFERENCE : 0.031		
LAP	SECTOR 1	SECTOR 2	LAP TIME	MPH	DIFF	TIME OF DAY
1 -		23.679	1:04.179	67.75	8.500	13:49:05.003
2 -	34.110	23.308	57.418	75.73	1.739	13:50:02.421
3 -	35.342	23.100	58.442	74.40	2.763	13:51:00.863
4 -	33.521	22.705	56.226 (3)	77.34	0.547	13:51:57.089
5 -	33.279	22.400	55.679 (1)	78.10		13:52:52.768
6 -	33.248	22.794	56.042 (2)	77.59	0.363	13:53:48.810

P11 15 Stacey KILLWORTH		Honda FIREBLADE - BK/Everns				
IDEAL LAP TIME : 55.245		BEST LAP TIME : 55.270		DIFFERENCE : 0.025		
LAP	SECTOR 1	SECTOR 2	LAP TIME	MPH	DIFF	TIME OF DAY
1 -		24.161	1:05.714	66.17	10.444	13:49:06.538
2 -	33.876	23.461	57.337	75.84	2.067	13:50:03.875
3 -	33.963	23.376	57.339	75.84	2.069	13:51:01.214
4 -	33.444	22.801	56.245 (2)	77.31	0.975	13:51:57.459
5 -	33.621	23.047	56.668 (3)	76.73	1.398	13:52:54.127
6 -	32.444	22.826	55.270 (1)	78.67		13:53:49.397

P12 6 R Robert BRYANT		Aprilia RSV -				
IDEAL LAP TIME : 57.188		BEST LAP TIME : 57.188		DIFFERENCE : 0.000		
LAP	SECTOR 1	SECTOR 2	LAP TIME	MPH	DIFF	TIME OF DAY
1 -		24.147	1:07.537	64.38	10.349	13:49:08.361
2 -	35.448	23.420	58.868	73.87	1.680	13:50:07.229
3 -	34.599	22.974	57.573	75.53	0.385	13:51:04.802

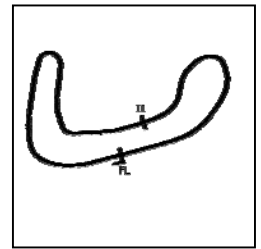
Weather / Track : Cloudy / Dry

Brands Hatch Indy
Circuit Length = 1.2079 miles
Start: 13:48 Flag 13:53 End: 13:54

BMCRC - MRO Championships 2018 - Rnd 1 @ Brands Hatch Indy

BMCRC Thunderbike Extreme

RACE 8 - SECTOR ANALYSIS



SECTOR 1 = FL to I1, SECTOR 2 = I1 to FL, DIFF = Difference To Personal Best Lap, P = Crossed Finish Line in Pit Lane, D = Time Disallowed

4 -	34.228	22.960	57.188 (1)	76.04		13:52:01.990
5 -	34.444	23.084	57.528 (2)	75.59	0.340	13:52:59.518
6 -	34.351	23.181	57.532 (3)	75.58	0.344	13:53:57.050

P13	16	Matthew WREN	Suzuki GSXR - Broken Matt			
IDEAL LAP TIME : 56.160		BEST LAP TIME : 56.229		DIFFERENCE : 0.069		

LAP	SECTOR 1	SECTOR 2	LAP TIME	MPH	DIFF	TIME OF DAY
1 -		25.325	1:07.812	64.12	11.583	13:49:08.636
2 -	35.726	24.448	1:00.174	72.26	3.945	13:50:08.810
3 -	35.802	23.755	59.557	73.01	3.328	13:51:08.367
4 -	33.654	23.426	57.080 (3)	76.18	0.851	13:52:05.447
5 -	33.723	22.506	56.229 (1)	77.33		13:53:01.676
6 -	33.733	22.946	56.679 (2)	76.72	0.450	13:53:58.355

P14	44	Denzil DAVIES	Suzuki GSXR 750 - Advanced Mouldings Ltd			
IDEAL LAP TIME : 56.976		BEST LAP TIME : 57.210		DIFFERENCE : 0.234		

LAP	SECTOR 1	SECTOR 2	LAP TIME	MPH	DIFF	TIME OF DAY
1 -		25.305	1:07.416	64.50	10.206	13:49:08.240
2 -	35.746	24.455	1:00.201	72.23	2.991	13:50:08.441
3 -	35.400	23.519	58.919	73.80	1.709	13:51:07.360
4 -	34.393	23.527	57.920 (3)	75.07	0.710	13:52:05.280
5 -	34.267	22.943	57.210 (1)	76.01		13:53:02.490
6 -	34.815	22.709	57.524 (2)	75.59	0.314	13:54:00.014

P15	99 R	Robert BREEN	Suzuki GSXR 750 - Traxden Motorcycles			
IDEAL LAP TIME : 59.551		BEST LAP TIME : 59.624		DIFFERENCE : 0.073		

LAP	SECTOR 1	SECTOR 2	LAP TIME	MPH	DIFF	TIME OF DAY
1 -		25.098	1:08.525	63.46	8.901	13:49:09.349
2 -	35.765	24.377	1:00.142	72.30	0.518	13:50:09.491
3 -	35.660	23.964	59.624 (1)	72.93		13:51:09.115
4 -	35.952	24.118	1:00.070 (3)	72.39	0.446	13:52:09.185
5 -	35.812	24.028	59.840 (2)	72.67	0.216	13:53:09.025
6 -	35.587	24.613	1:00.200	72.23	0.576	13:54:09.225

P16	43	Richard WILLsher	Yamaha R1 - Willsher Plant			
IDEAL LAP TIME : 58.823		BEST LAP TIME : 58.989		DIFFERENCE : 0.166		

LAP	SECTOR 1	SECTOR 2	LAP TIME	MPH	DIFF	TIME OF DAY
1 -		25.355	1:08.216	63.74	9.227	13:49:09.040
2 -	35.602	24.832	1:00.434	71.95	1.445	13:50:09.474
3 -	34.783	24.206	58.989 (1)	73.71		13:51:08.463
4 -	35.088	24.559	59.647 (3)	72.90	0.658	13:52:08.110
5 -	35.057	24.487	59.544 (2)	73.03	0.555	13:53:07.654
6 -	34.617	27.090	1:01.707	70.47	2.718	13:54:09.361

P17	228	Clive EMERSON	Honda CBR900RR -			
IDEAL LAP TIME : 58.729		BEST LAP TIME : 58.979		DIFFERENCE : 0.250		

LAP	SECTOR 1	SECTOR 2	LAP TIME	MPH	DIFF	TIME OF DAY
1 -		25.822	1:09.479	62.58	10.500	13:49:10.303
2 -	35.193	24.562	59.755	72.77	0.776	13:50:10.058
3 -	35.575	24.044	59.619 (3)	72.93	0.640	13:51:09.677
4 -	35.122	23.857	58.979 (1)	73.73		13:52:08.656
5 -	34.872	24.304	59.176 (2)	73.48	0.197	13:53:07.832
6 -	34.885	26.797	1:01.682	70.50	2.703	13:54:09.514

P18	14	David SPENCER	Suzuki GSXR 600 -			
IDEAL LAP TIME : 57.766		BEST LAP TIME : 57.766		DIFFERENCE : 0.000		

LAP	SECTOR 1	SECTOR 2	LAP TIME	MPH	DIFF	TIME OF DAY
1 -		25.777	1:12.048	60.35	14.282	13:49:12.872

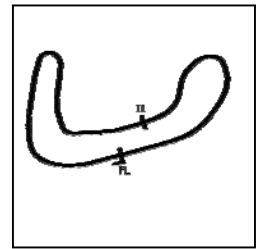
Weather / Track : Cloudy / Dry

Brands Hatch Indy
Circuit Length = 1.2079 miles
Start: 13:48 Flag 13:53 End: 13:54

BMCRC - MRO Championships 2018 - Rnd 1 @ Brands Hatch Indy

BMCRC Thunderbike Extreme

RACE 8 - SECTOR ANALYSIS



SECTOR 1 = FL to I1, SECTOR 2 = I1 to FL, DIFF = Difference To Personal Best Lap, P = Crossed Finish Line in Pit Lane, D = Time Disallowed

2 -	37.826	24.435	1:02.261	69.84	4.495	13:50:15.133
3 -	35.648	23.860	59.508 (3)	73.07	1.742	13:51:14.641
4 -	36.436	24.553	1:00.989	71.30	3.223	13:52:15.630
5 -	34.614	23.407	58.021 (2)	74.94	0.255	13:53:13.651
6 -	34.530	23.236	57.766 (1)	75.27		13:54:11.417

P19	10 R	Alexandru TRAXLER	Yamaha YZF R1 5PW - Traxden Motorcycles			
IDEAL LAP TIME : 59.264		BEST LAP TIME : 59.512	DIFFERENCE : 0.248			

LAP	SECTOR 1	SECTOR 2	LAP TIME	MPH	DIFF	TIME OF DAY
1 -		26.707	1:14.423	58.43	14.911	13:49:15.247
2 -	37.931	24.835	1:02.766	69.28	3.254	13:50:18.013
3 -	35.900	24.376	1:00.276 (3)	72.14	0.764	13:51:18.289
4 -	36.421	24.253	1:00.674	71.67	1.162	13:52:18.963
5 -	35.552	24.334	59.886 (2)	72.61	0.374	13:53:18.849
6 -	35.800	23.712	59.512 (1)	73.07		13:54:18.361

P20	84	Steven WAINE	Honda FIREBLADE - Ape Racing			
IDEAL LAP TIME : 1:00.423		BEST LAP TIME : 1:00.528	DIFFERENCE : 0.105			

LAP	SECTOR 1	SECTOR 2	LAP TIME	MPH	DIFF	TIME OF DAY
1 -		26.018	1:10.889	61.34	10.361	13:49:11.713
2 -	36.823	24.761	1:01.584 (2)	70.61	1.056	13:50:13.297
3 -	35.662	24.866	1:00.528 (1)	71.84		13:51:13.825
4 -	36.953	25.477	1:02.430	69.65	1.902	13:52:16.255
5 -	37.022	25.741	1:02.763	69.28	2.235	13:53:19.018
6 -	36.991	25.194	1:02.185 (3)	69.93	1.657	13:54:21.203

P21	46	Adrian DRAPER	Suzuki GSXR 750 - droopy racing uk			
IDEAL LAP TIME : 1:00.563		BEST LAP TIME : 1:00.574	DIFFERENCE : 0.011			

LAP	SECTOR 1	SECTOR 2	LAP TIME	MPH	DIFF	TIME OF DAY
1 -		26.999	1:13.716	58.99	13.142	13:49:14.540
2 -	37.362	25.078	1:02.440	69.64	1.866	13:50:16.980
3 -	36.399	24.844	1:01.243 (3)	71.00	0.669	13:51:18.223
4 -	35.899	24.675	1:00.574 (1)	71.78		13:52:18.797
5 -	36.620	25.228	1:01.848	70.31	1.274	13:53:20.645
6 -	35.888	24.886	1:00.774 (2)	71.55	0.200	13:54:21.419

P22	30 R	Connor SWYER	Kawasaki ZXR 400 - owkay clothing & EBC brakes			
IDEAL LAP TIME : 1:01.720		BEST LAP TIME : 1:01.998	DIFFERENCE : 0.278			

LAP	SECTOR 1	SECTOR 2	LAP TIME	MPH	DIFF	TIME OF DAY
1 -		27.904	1:15.021	57.96	13.023	13:49:15.845
2 -	38.274	26.411	1:04.685	67.22	2.687	13:50:20.530
3 -	37.997	25.889	1:03.886 (3)	68.06	1.888	13:51:24.416
4 -	36.640	25.403	1:02.043 (2)	70.09	0.045	13:52:26.459
5 -	36.918	25.080	1:01.998 (1)	70.14		13:53:28.457

P23	100 R	Jon ALLUM	Honda VFR400 - LittleJonny's Catering			
IDEAL LAP TIME : 1:01.530		BEST LAP TIME : 1:02.256	DIFFERENCE : 0.726			

LAP	SECTOR 1	SECTOR 2	LAP TIME	MPH	DIFF	TIME OF DAY
1 -		27.656	1:14.589	58.30	12.333	13:49:15.413
2 -	38.918	27.085	1:06.003	65.88	3.747	13:50:21.416
3 -	37.466	25.596	1:03.062 (3)	68.95	0.806	13:51:24.478
4 -	36.543	25.713	1:02.256 (1)	69.85		13:52:26.734
5 -	37.461	24.987	1:02.448 (2)	69.63	0.192	13:53:29.182

P24	110	Justin ARBON	Kawasaki ZXR400 - TT plumbing and heating			
IDEAL LAP TIME : 1:02.819		BEST LAP TIME : 1:02.819	DIFFERENCE : 0.000			

LAP	SECTOR 1	SECTOR 2	LAP TIME	MPH	DIFF	TIME OF DAY
1 -		27.362	1:13.861	58.87	11.042	13:49:14.685

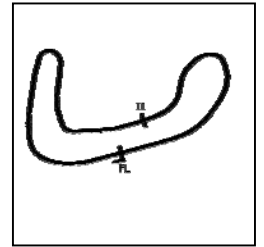
Weather / Track : Cloudy / Dry

Brands Hatch Indy
Circuit Length = 1.2079 miles
Start: 13:48 Flag 13:53 End: 13:54

BMCRC - MRO Championships 2018 - Rnd 1 @ Brands Hatch Indy

BMCRC Thunderbike Extreme

RACE 8 - SECTOR ANALYSIS



SECTOR 1 = FL to I1, SECTOR 2 = I1 to FL, DIFF = Difference To Personal Best Lap, P = Crossed Finish Line in Pit Lane, D = Time Disallowed

2 -	39.283	27.165	1:06.448	65.44	3.629	13:50:21.133
3 -	38.097	26.051	1:04.148 (3)	67.79	1.329	13:51:25.281
4 -	37.683	25.935	1:03.618 (2)	68.35	0.799	13:52:28.899
5 -	37.444	25.375	1:02.819 (1)	69.22		13:53:31.718

P25	35 R	Stephen HARVEY	Yamaha YZF R1 -			
IDEAL LAP TIME : 1:03.109		BEST LAP TIME : 1:03.133	DIFFERENCE : 0.024			
LAP	SECTOR 1	SECTOR 2	LAP TIME	MPH	DIFF	TIME OF DAY
1 -		28.038	1:15.957	57.25	12.824	13:49:16.781
2 -	39.343	26.311	1:05.654	66.23	2.521	13:50:22.435
3 -	38.910	25.751	1:04.661 (3)	67.25	1.528	13:51:27.096
4 -	37.772	25.398	1:03.170 (2)	68.83	0.037	13:52:30.266
5 -	37.711	25.422	1:03.133 (1)	68.88		13:53:33.399

P26	130 R	Fraser GRINSTEAD	Suzuki GSXR 750 SRAD - TRAPDOOR RACING			
IDEAL LAP TIME : 1:03.932		BEST LAP TIME : 1:03.932	DIFFERENCE : 0.000			
LAP	SECTOR 1	SECTOR 2	LAP TIME	MPH	DIFF	TIME OF DAY
1 -		28.185	1:16.703	56.69	12.771	13:49:17.527
2 -	39.626	26.831	1:06.457	65.43	2.525	13:50:23.984
3 -	38.936	26.562	1:05.498 (2)	66.39	1.566	13:51:29.482
4 -	39.414	26.241	1:05.655 (3)	66.23	1.723	13:52:35.137
5 -	37.896	26.036	1:03.932 (1)	68.01		13:53:39.069

P27	18 R	Stuart ALBON	Suzuki GSXR750X -			
IDEAL LAP TIME : 1:09.418		BEST LAP TIME : 1:09.418	DIFFERENCE : 0.000			
LAP	SECTOR 1	SECTOR 2	LAP TIME	MPH	DIFF	TIME OF DAY
1 -		30.290	1:21.950	53.06	12.532	13:49:22.774
2 -	43.055	29.181	1:12.236 (3)	60.19	2.818	13:50:35.010
3 -	43.256	29.614	1:12.870	59.67	3.452	13:51:47.880
4 -	43.410	28.582	1:11.992 (2)	60.40	2.574	13:52:59.872
5 -	41.702	27.716	1:09.418 (1)	62.64		13:54:09.290

Weather / Track : Cloudy / Dry

Brands Hatch Indy
 Circuit Length = 1.2079 miles
 Start: 13:48 Flag 13:53 End: 13:54

BMCRC - MRO Championships 2018 - Rnd 1 @ Brands Hatch Indy

BMCRC Thunderbike Extreme

RACE 8 - BEST SECTORS

SECTOR 1			SECTOR 2			IDEAL / BEST COMPARISON						
POS	NO	NAME	TIME	NO	NAME	TIME	POS	NO	NAME	IDEAL	BEST	DIFF
									PERFECT LAP	52.596		
1	40	SHELVEY	31.562	40	SHELVEY	21.034	1	40	SHELVEY	52.596	52.596	0.000
2	82	HINNELLS	32.186	69	RUSSO	22.029	2	69	RUSSO	54.581	54.581	0.000
3	77	MAY	32.188	303	NORTON	22.068	3	85	TUCKER	54.646	54.646	0.000
4	15	KILLWORTH	32.444	114	MARTIN	22.127	4	82	HINNELLS	54.769	55.268	0.499
5	85	TUCKER	32.458	85	TUCKER	22.188	5	77	MAY	54.947	54.947	0.000
6	69	RUSSO	32.552	258	FRIEND	22.400	6	114	MARTIN	54.968	54.968	0.000
7	41	ABRAHAM	32.598	64	CHAMBERLAIN	22.466	7	303	NORTON	55.067	55.395	0.328
8	114	MARTIN	32.841	16	WREN	22.506	8	41	ABRAHAM	55.135	55.199	0.064
9	64	CHAMBERLAIN	32.954	41	ABRAHAM	22.537	9	15	KILLWORTH	55.245	55.270	0.025
10	303	NORTON	32.999	82	HINNELLS	22.583	10	64	CHAMBERLAIN	55.420	55.449	0.029
11	258	FRIEND	33.248	44	DAVIES	22.709	11	258	FRIEND	55.648	55.679	0.031
12	16	WREN	33.654	77	MAY	22.759	12	16	WREN	56.160	56.229	0.069
13	6	BRYANT	34.228	15	KILLWORTH	22.801	13	44	DAVIES	56.976	57.210	0.234
14	44	DAVIES	34.267	6	BRYANT	22.960	14	6	BRYANT	57.188	57.188	0.000
15	14	SPENCER	34.530	14	SPENCER	23.236	15	14	SPENCER	57.766	57.766	0.000
16	43	WILLSHER	34.617	10	TRAXLER	23.712	16	228	EMERSON	58.729	58.979	0.250
17	228	EMERSON	34.872	228	EMERSON	23.857	17	43	WILLSHER	58.823	58.989	0.166
18	10	TRAXLER	35.552	99	BREEN	23.964	18	10	TRAXLER	59.264	59.512	0.248
19	99	BREEN	35.587	43	WILLSHER	24.206	19	99	BREEN	59.551	59.624	0.073
20	84	WAINE	35.662	46	DRAPER	24.675	20	84	WAINE	1:00.423	1:00.528	0.105
21	46	DRAPER	35.888	84	WAINE	24.761	21	46	DRAPER	1:00.563	1:00.574	0.011
22	100	ALLUM	36.543	100	ALLUM	24.987	22	100	ALLUM	1:01.530	1:02.256	0.726
23	30	SWYER	36.640	30	SWYER	25.080	23	30	SWYER	1:01.720	1:01.998	0.278
24	110	ARBON	37.444	110	ARBON	25.375	24	110	ARBON	1:02.819	1:02.819	0.000
25	35	HARVEY	37.711	35	HARVEY	25.398	25	35	HARVEY	1:03.109	1:03.133	0.024
26	130	GRINSTEAD	37.896	130	GRINSTEAD	26.036	26	130	GRINSTEAD	1:03.932	1:03.932	0.000
27	18	ALBON	41.702	18	ALBON	27.716	27	18	ALBON	1:09.418	1:09.418	0.000
28												
29												

Weather / Track : Cloudy / Dry

Results can be found at www.tsl-timing.com

Brands Hatch Indy
Circuit Length = 1.2079 miles
Start: 13:48 Flag 13:53 End: 13:54

Printed - 13:55 Sunday, 11 March 2018

BMCRC - MRO Championships 2018 - Rnd 1 @ Brands Hatch Indy



BMCRC Thunderbike Extreme

RACE 18 - GRID (12 Laps)

ROW 11	33	51 Michael HOGARTH	32	65 Ian SOILLEUX	31	131 Doug EDMONDSON
ROW 10	30	1:09.418 18 Stuart ALBON	29	1:03.932 130 Fraser GRINSTEAD	28	1:01.998 30 Connor SWYER
ROW 9	27	1:02.819 110 Justin ARBON	26	1:02.422 25 Harrison DAY	25	1:00.574 46 Adrian DRAPER
ROW 8	24	59.512 10 Alexandru TRAXLER	23	1:01.425 100 Jon ALLUM	22	1:00.528 84 Steven WAINE
ROW 7	21	59.279 35 Stephen HARVEY	20	59.191 99 Robert BREEN	19	58.609 37 Robert MARSH
ROW 6	18	58.166 48 Peter FUNNELL	17	57.917 228 Clive EMERSON	16	57.503 14 David SPENCER
ROW 5	15	57.252 43 Richard WILLISHER	14	55.270 15 Stacey KILLWORTH	13	56.924 6 Robert BRYANT
ROW 4	12	56.229 16 Matthew WREN	11	56.559 44 Denzil DAVIES	10	55.395 303 Adam NORTON
ROW 3	9	55.679 258 Ande FRIEND	8	54.646 85 Carl TUCKER	7	54.788 77 David MAY
ROW 2	6	54.333 82 Matt HINNELLS	5	54.220 114 Ricky MARTIN	4	54.218 69 Tony RUSSO
ROW 1	3	53.754 64 Barry CHAMBERLAIN	2	53.578 41 David ABRAHAM	1	52.596 40 David SHELVEY
Pole						

Brands Hatch Indy
Circuit Length = 1.2079 miles

These results are provisional until the conclusion of any judicial and technical matters.

Clerk Of Course :	Timekeeper :
-------------------	--------------

Results can be found at www.tsl-timing.com

Printed - 14:00 Sunday, 11 March 2018



BMCRC-MRO Championships 2018



BMCRC Thunderbike Sport & Rookie Minitwins

Brands Hatch Indy Circuit

10th / 11th March 2018



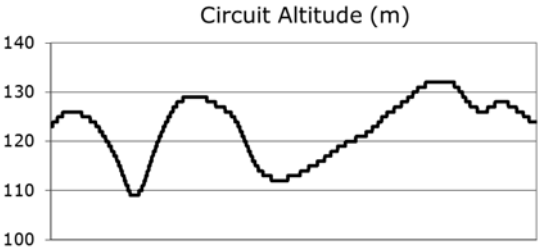
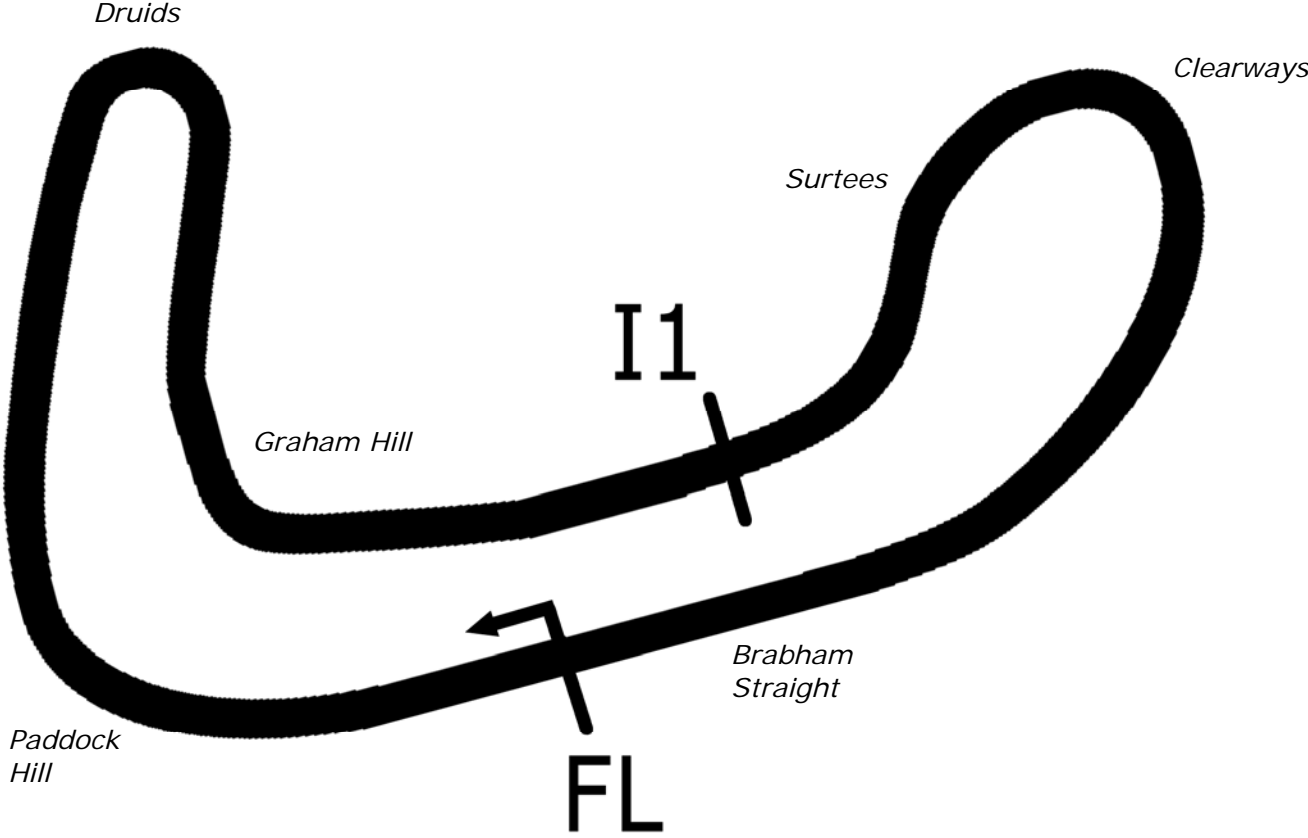
Results Provided by Timing Solutions Ltd
www.tsl-timing.com

Brands Hatch Indy



SPORTS TIMING

TIMING SOLUTIONS LTD



Length	1.2079 miles	1944.0 m	
FL		51.36032 N	0.26032 E
I1	1112m	51.35934 N	0.25955 E
Pit Entry	1669m	51.35911 N	0.25743 E
Pit Exit	83m after FL	51.36017 N	0.26051 E
Pit Entry–Pit Exit 332m, 19.9s @60kph, 14.9s @80kph			

BMCRC - MRO Championships 2018 - Rnd 1 @ Brands Hatch Indy

BMCRC Thunderbike Sport & BMCRC Rookie Minitwins

QUALIFYING - CLASSIFICATION

POS	NO	CL	PIC NAME	ENTRY	TIME	ON	LAPS	GAP	DIFF	MPH
1	198		1 Steven TOPPING	Yamaha R6 -	1:01.009	5	5			71.27
2	90		2 Edward WATSON	Suzuki SV650 - TEA Time Racing & Motorsportdays.com	1:01.351	5	5	0.342	0.342	70.88
3	6		3 Paul HOLDEN	Yamaha MT07 - MOREMOTO RACING	1:02.203	3	5	1.194	0.852	69.90
4	81		4 Malvern MAY	Ducati 749 -	1:04.106	3	5	3.097	1.903	67.83
5	666	R	1 Shane BEASLEY	Kawasaki ZX6R -	1:04.255	4	5	3.246	0.149	67.67
6	65		5 Ian SOILLEUX	Suzuki SV650 - Soltech (Southwest)	1:05.458	3	5	4.449	1.203	66.43
7	47		6 Thomas WATSON	Yamaha R6 - Motorsportdays.com TEA Time Racing	1:06.035	4	5	5.026	0.577	65.85
8	59	RMT	1 Benn RIDGWELL	Suzuki -	1:07.423	4	4	6.414	1.388	64.49
9	64	RMT	2 Lee COLLINS	Suzuki - Michael Murphy. My ex-Bemsee racing grandad.	1:07.677	4	4	6.668	0.254	64.25
10	131	RMT	3 Christopher EVANS	Suzuki -	1:07.755	4	4	6.746	0.078	64.18
11	9	RMT	4 Andrew WATSON	Suzuki -	1:08.380	4	4	7.371	0.625	63.59
12	84		7 Ricardo BRANCO	Suzuki SV650 - IMP Racing	1:08.515	4	4	7.506	0.135	63.46
13	5		8 William YOUNG	Yamaha R6 -	1:08.881	4	4	7.872	0.366	63.13
14	44	RMT	5 Tony PARKER	Suzuki - Emerald Elevators	1:08.885	4	4	7.876	0.004	63.12
15	137	RMT	6 Charlie CRAWT	Suzuki - Pass Bike Motorcycle Training Ltd	1:08.936	4	4	7.927	0.051	63.08
16	181	RMT	7 Robert FRANKLIN	Suzuki - RCF GARDENS	1:09.066	4	4	8.057	0.130	62.96
17	72		9 Kevin MILLER	Suzuki SV650RR - Mechanical Air Supplies Ltd	1:09.187	4	5	8.178	0.121	62.85
18	66		10 Mark SMITH	Yamaha R6 - MHP EXHAUSTS	1:09.571	5	5	8.562	0.384	62.50
19	43		11 Daniel BARFORD	Suzuki SV650 - Aspire racing	1:09.578	4	4	8.569	0.007	62.49
20	89	RMT	8 Zi JONES	Suzuki -	1:09.702	4	4	8.693	0.124	62.38
21	45	R	2 John FORTEY	Suzuki GSXR 600 - House of Gain Gym	1:09.874	4	4	8.865	0.172	62.23
22	145	RMT	9 Stuart JARVIS	Suzuki - Streetwork Solutions	1:09.966	3	4	8.957	0.092	62.15
23	182	RMT	10 Kyle PHILLIPS	Suzuki - Chief Safety Consultancy	1:10.700	4	4	9.691	0.734	61.50
24	196	R	3 Emma PETERSON	Yamaha R6 - Rst Concept store-Helmet City Chichester.	1:11.387	3	4	10.378	0.687	60.91
25	289	RMT	11 Philip HORNE	Suzuki -	1:11.478	4	4	10.469	0.091	60.83
26	42	R	4 Scott MILLER	Yamaha R6 -	1:12.532	3	4	11.523	1.054	59.95
27	37	R	5 Ricky WOODS	Suzuki GSXR 600 - Tyres and Auto Care - Poole	1:12.584	3	4	11.575	0.052	59.91
28	18	RMT	12 Alex LANSDALL	Suzuki -	1:12.763	3	4	11.754	0.179	59.76
29	0	RMT	13 Luke STANLEY	Suzuki - MOREMOTO	1:12.964	4	4	11.955	0.201	59.59
30	22	R	6 Richard MAY	Honda CBR600F3 - Tilehurst Glass Racing	1:13.100	4	4	12.091	0.136	59.48
31	75		12 Stewart MAY	Honda CBR600F3 - Tilehurst Glass Racing	1:13.574	3	3	12.565	0.474	59.10
32	147	R	7 Matthew MAY	Kawasaki ZX400 - Margaret	1:18.572	3	3	17.563	4.998	55.34
33	73		13 Vincent LEWIN	Suzuki SV650 - CADMATIC REARSETS	1:20.317	2	2	19.308	1.745	54.14
34	102	R	8 James TEGG	Honda CBR600F3 -	1:23.124	3	3	22.115	2.807	52.31
35	93	R	9 William GILLMAN	Honda CBR600F W -			1			
36	143		14 Robert DAVIE	Suzuki SV650 -			0			

Weather / Track : Cloudy / Wet

These results are provisional until the conclusion of any judicial and technical matters.

Brands Hatch Indy

Circuit Length = 1.2079 miles

Start: 09:40 Flag 09:52 End: 09:52

Clerk Of Course :	Timekeeper :
-------------------	--------------

Results can be found at www.tsl-timing.com

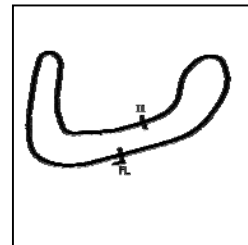
Printed - 09:52 Saturday, 10 March 2018



BMCRC - MRO Championships 2018 - Rnd 1 @ Brands Hatch Indy

BMCRC Thunderbike Sport & BMCRC Rookie Minitwins

QUALIFYING - SECTOR ANALYSIS



SECTOR 1 = FL to I1, SECTOR 2 = I1 to FL, DIFF = Difference To Personal Best Lap, P = Crossed Finish Line in Pit Lane, D = Time Disallowed

P1 198		Steven TOPPING		Yamaha R6 -			
IDEAL LAP TIME : 1:01.009		BEST LAP TIME : 1:01.009		DIFFERENCE : 0.000			
LAP	SECTOR 1	SECTOR 2	LAP TIME	MPH	DIFF	TIME OF DAY	
1 -	38.367	25.279	1:03.646	68.32	2.637	09:42:10.175	
2 -	37.803	25.107	1:02.910 (3)	69.12	1.901	09:43:13.085	
3 -	39.208	25.532	1:04.740	67.17	3.731	09:44:17.825	
4 -	36.854	24.786	1:01.640 (2)	70.54	0.631	09:45:19.465	
5 -	36.630	24.379	1:01.009 (1)	71.27		09:46:20.474	

P2 90		Edward WATSON		Suzuki SV650 - TEA Time Racing & Motorsportdays.com			
IDEAL LAP TIME : 1:01.175		BEST LAP TIME : 1:01.351		DIFFERENCE : 0.176			
LAP	SECTOR 1	SECTOR 2	LAP TIME	MPH	DIFF	TIME OF DAY	
1 -	38.766	25.209	1:03.975 (3)	67.97	2.624	09:42:10.830	
2 -	39.503	25.283	1:04.786	67.12	3.435	09:43:15.616	
3 -	40.950	26.214	1:07.164	64.74	5.813	09:44:22.780	
4 -	38.184	24.620	1:02.804 (2)	69.24	1.453	09:45:25.584	
5 -	36.718	24.633	1:01.351 (1)	70.88		09:46:26.935	

P3 6		Paul HOLDEN		Yamaha MT07 - MOREMOTO RACING			
IDEAL LAP TIME : 1:02.203		BEST LAP TIME : 1:02.203		DIFFERENCE : 0.000			
LAP	SECTOR 1	SECTOR 2	LAP TIME	MPH	DIFF	TIME OF DAY	
1 -	47.484	27.005	1:14.489	58.37	12.286	09:43:02.727	
2 -	38.929	25.042	1:03.971 (3)	67.97	1.768	09:44:06.698	
3 -	37.331	24.872	1:02.203 (1)	69.90		09:45:08.901	
4 -	38.625	27.072	1:05.697	66.19	3.494	09:46:14.598	
5 -	38.098	24.983	1:03.081 (2)	68.93	0.878	09:47:17.679	

P4 81		Malvern MAY		Ducati 749 -			
IDEAL LAP TIME : 1:04.106		BEST LAP TIME : 1:04.106		DIFFERENCE : 0.000			
LAP	SECTOR 1	SECTOR 2	LAP TIME	MPH	DIFF	TIME OF DAY	
1 -	41.230	26.225	1:07.455	64.46	3.349	09:42:22.104	
2 -	39.731	25.652	1:05.383 (2)	66.50	1.277	09:43:27.487	
3 -	38.784	25.322	1:04.106 (1)	67.83		09:44:31.593	
4 -	40.456	25.920	1:06.376 (3)	65.51	2.270	09:45:37.969	
5 -	40.273	28.163	1:08.436	63.54	4.330	09:46:46.405	

P5 666 R		Shane BEASLEY		Kawasaki ZX6R -			
IDEAL LAP TIME : 1:04.255		BEST LAP TIME : 1:04.255		DIFFERENCE : 0.000			
LAP	SECTOR 1	SECTOR 2	LAP TIME	MPH	DIFF	TIME OF DAY	
1 -	45.721	27.912	1:13.633	59.05	9.378	09:42:31.263	
2 -	41.618	27.295	1:08.913	63.10	4.658	09:43:40.176	
3 -	40.620	26.202	1:06.822 (3)	65.07	2.567	09:44:46.998	
4 -	39.012	25.243	1:04.255 (1)	67.67		09:45:51.253	
5 -	40.133	26.294	1:06.427 (2)	65.46	2.172	09:46:57.680	

P6 65		Ian SOILLEUX		Suzuki SV650 - Soltech (Southwest)			
IDEAL LAP TIME : 1:05.042		BEST LAP TIME : 1:05.458		DIFFERENCE : 0.416			
LAP	SECTOR 1	SECTOR 2	LAP TIME	MPH	DIFF	TIME OF DAY	
1 -	48.715	28.804	1:17.519	56.09	12.061	09:42:38.607	
2 -	42.518	27.296	1:09.814	62.28	4.356	09:43:48.421	
3 -	39.972	25.486	1:05.458 (1)	66.43		09:44:53.879	
4 -	40.288	26.774	1:07.062 (3)	64.84	1.604	09:46:00.941	
5 -	39.556	26.232	1:05.788 (2)	66.10	0.330	09:47:06.729	

P7 47		Thomas WATSON		Yamaha R6 - Motorsportdays.com TEA Time Racing			
IDEAL LAP TIME : 1:05.048		BEST LAP TIME : 1:06.035		DIFFERENCE : 0.987			
LAP	SECTOR 1	SECTOR 2	LAP TIME	MPH	DIFF	TIME OF DAY	

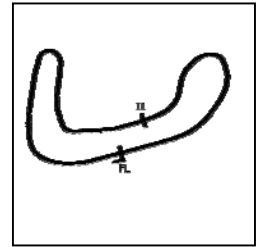
Weather / Track : Cloudy / Wet

Brands Hatch Indy
Circuit Length = 1.2079 miles
Start: 09:40 Flag 09:52 End: 09:52

BMCRC - MRO Championships 2018 - Rnd 1 @ Brands Hatch Indy

BMCRC Thunderbike Sport & BMCRC Rookie Minitwins

QUALIFYING - SECTOR ANALYSIS



SECTOR 1 = FL to I1, SECTOR 2 = I1 to FL, DIFF = Difference To Personal Best Lap, P = Crossed Finish Line in Pit Lane, D = Time Disallowed

1 -	43.716	27.890	1:11.606	60.72	5.571	09:42:20.406
2 -	41.633	26.965	1:08.598	63.39	2.563	09:43:29.004
3 -	42.227	26.318	1:08.545 (3)	63.44	2.510	09:44:37.549
4 -	39.537	26.498	1:06.035 (1)	65.85		09:45:43.584
5 -	40.956	25.511	1:06.467 (2)	65.42	0.432	09:46:50.051

P8	59 RMT	Benn RIDGWELL	Suzuki -			
IDEAL LAP TIME : 1:07.086		BEST LAP TIME : 1:07.423		DIFFERENCE : 0.337		
LAP	SECTOR 1	SECTOR 2	LAP TIME	MPH	DIFF	TIME OF DAY
1 -	50.348	30.954	1:21.302	53.48	13.879	09:43:12.568
2 -	45.282	28.961	1:14.243 (3)	58.57	6.820	09:44:26.811
3 -	42.402	26.659	1:09.061 (2)	62.96	1.638	09:45:35.872
4 -	40.427	26.996	1:07.423 (1)	64.49		09:46:43.295

P9	64 RMT	Lee COLLINS	Suzuki - Michael Murphy. My ex-Bemsee racing grandad.			
IDEAL LAP TIME : 1:07.322		BEST LAP TIME : 1:07.677		DIFFERENCE : 0.355		
LAP	SECTOR 1	SECTOR 2	LAP TIME	MPH	DIFF	TIME OF DAY
1 -	51.438	31.406	1:22.844	52.49	15.167	09:43:13.454
2 -	45.013	28.234	1:13.247 (3)	59.36	5.570	09:44:26.701
3 -	41.965	26.434	1:08.399 (2)	63.57	0.722	09:45:35.100
4 -	40.888	26.789	1:07.677 (1)	64.25		09:46:42.777

P10	131 RMT	Christopher EVANS	Suzuki -			
IDEAL LAP TIME : 1:07.755		BEST LAP TIME : 1:07.755		DIFFERENCE : 0.000		
LAP	SECTOR 1	SECTOR 2	LAP TIME	MPH	DIFF	TIME OF DAY
1 -	50.970	30.750	1:21.720	53.21	13.965	09:43:13.407
2 -	45.237	27.450	1:12.687 (3)	59.82	4.932	09:44:26.094
3 -	43.700	26.970	1:10.670 (2)	61.53	2.915	09:45:36.764
4 -	41.104	26.651	1:07.755 (1)	64.18		09:46:44.519

P11	9 RMT	Andrew WATSON	Suzuki -			
IDEAL LAP TIME : 1:08.380		BEST LAP TIME : 1:08.380		DIFFERENCE : 0.000		
LAP	SECTOR 1	SECTOR 2	LAP TIME	MPH	DIFF	TIME OF DAY
1 -	51.029	32.161	1:23.190	52.27	14.810	09:43:08.372
2 -	45.555	29.501	1:15.056 (3)	57.93	6.676	09:44:23.428
3 -	42.408	28.449	1:10.857 (2)	61.37	2.477	09:45:34.285
4 -	41.211	27.169	1:08.380 (1)	63.59		09:46:42.665

P12	84	Ricardo BRANCO	Suzuki SV650 - IMP Racing			
IDEAL LAP TIME : 1:08.117		BEST LAP TIME : 1:08.515		DIFFERENCE : 0.398		
LAP	SECTOR 1	SECTOR 2	LAP TIME	MPH	DIFF	TIME OF DAY
1 -	53.969	30.559	1:24.528	51.44	16.013	09:43:05.379
2 -	44.931	28.978	1:13.909 (3)	58.83	5.394	09:44:19.288
3 -	42.162	27.650	1:09.812 (2)	62.29	1.297	09:45:29.100
4 -	41.369	27.146	1:08.515 (1)	63.46		09:46:37.615

P13	5	William YOUNG	Yamaha R6 -			
IDEAL LAP TIME : 1:08.055		BEST LAP TIME : 1:08.881		DIFFERENCE : 0.826		
LAP	SECTOR 1	SECTOR 2	LAP TIME	MPH	DIFF	TIME OF DAY
1 -	49.088	30.359	1:19.447	54.73	10.566	09:42:44.595
2 -	43.804	27.993	1:11.797 (3)	60.56	2.916	09:43:56.392
3 -	42.696	27.433	1:10.129 (2)	62.00	1.248	09:45:06.521
4 -	41.510	27.371	1:08.881 (1)	63.13		09:46:15.402

P14	44 RMT	Tony PARKER	Suzuki - Emerald Elevators			
IDEAL LAP TIME : 1:08.885		BEST LAP TIME : 1:08.885		DIFFERENCE : 0.000		
LAP	SECTOR 1	SECTOR 2	LAP TIME	MPH	DIFF	TIME OF DAY

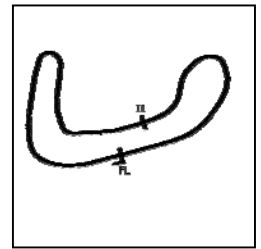
Weather / Track : Cloudy / Wet

Brands Hatch Indy
Circuit Length = 1.2079 miles
Start: 09:40 Flag 09:52 End: 09:52

BMCRC - MRO Championships 2018 - Rnd 1 @ Brands Hatch Indy

BMCRC Thunderbike Sport & BMCRC Rookie Minitwins

QUALIFYING - SECTOR ANALYSIS



SECTOR 1 = FL to I1, SECTOR 2 = I1 to FL, DIFF = Difference To Personal Best Lap, P = Crossed Finish Line in Pit Lane, D = Time Disallowed

1 -	51.143	29.916	1:21.059	53.64	12.174	09:42:41.345
2 -	45.263	29.882	1:15.145 (3)	57.86	6.260	09:43:56.490
3 -	43.786	27.635	1:11.421 (2)	60.88	2.536	09:45:07.911
4 -	41.684	27.201	1:08.885 (1)	63.12		09:46:16.796

P15 137 RMT Charlie CRAWT	Suzuki - Pass Bike Motorcycle Training Ltd					
IDEAL LAP TIME : 1:08.237	BEST LAP TIME : 1:08.936		DIFFERENCE : 0.699			
LAP	SECTOR 1	SECTOR 2	LAP TIME	MPH	DIFF	TIME OF DAY
1 -	50.543	30.869	1:21.412	53.41	12.476	09:43:13.933
2 -	45.238	28.324	1:13.562 (3)	59.11	4.626	09:44:27.495
3 -	42.817	27.343	1:10.160 (2)	61.98	1.224	09:45:37.655
4 -	40.894	28.042	1:08.936 (1)	63.08		09:46:46.591

P16 181 RMT Robert FRANKLIN	Suzuki - RCF GARDENS					
IDEAL LAP TIME : 1:08.220	BEST LAP TIME : 1:09.066		DIFFERENCE : 0.846			
LAP	SECTOR 1	SECTOR 2	LAP TIME	MPH	DIFF	TIME OF DAY
1 -	48.143	30.547	1:18.690	55.26	9.624	09:42:42.593
2 -	44.345	28.782	1:13.127 (3)	59.46	4.061	09:43:55.720
3 -	42.203	27.710	1:09.913 (2)	62.20	0.847	09:45:05.633
4 -	41.652	27.414	1:09.066 (1)	62.96		09:46:14.699

P17 72 Kevin MILLER	Suzuki SV650RR - Mechanical Air Supplies Ltd					
IDEAL LAP TIME : 1:09.187	BEST LAP TIME : 1:09.187		DIFFERENCE : 0.000			
LAP	SECTOR 1	SECTOR 2	LAP TIME	MPH	DIFF	TIME OF DAY
1 -	43.848	27.510	1:11.358	60.94	2.171	09:42:18.119
2 -	42.369	27.412	1:09.781 (3)	62.31	0.594	09:43:27.900
3 -	42.153	27.377	1:09.530 (2)	62.54	0.343	09:44:37.430
4 -	41.883	27.304	1:09.187 (1)	62.85		09:45:46.617
5 -	42.785	28.547	1:11.332	60.96	2.145	09:46:57.949

P18 66 Mark SMITH	Yamaha R6 - MHP EXHAUSTS					
IDEAL LAP TIME : 1:09.307	BEST LAP TIME : 1:09.571		DIFFERENCE : 0.264			
LAP	SECTOR 1	SECTOR 2	LAP TIME	MPH	DIFF	TIME OF DAY
1 -	48.184	29.066	1:17.250	56.29	7.679	09:42:37.337
2 -	43.380	28.319	1:11.699	60.65	2.128	09:43:49.036
3 -	41.654	28.116	1:09.770 (2)	62.32	0.199	09:44:58.806
4 -	41.628	28.812	1:10.440 (3)	61.73	0.869	09:46:09.246
5 -	41.892	27.679	1:09.571 (1)	62.50		09:47:18.817

P19 43 Daniel BARFORD	Suzuki SV650 - Aspire racing					
IDEAL LAP TIME : 1:09.314	BEST LAP TIME : 1:09.578		DIFFERENCE : 0.264			
LAP	SECTOR 1	SECTOR 2	LAP TIME	MPH	DIFF	TIME OF DAY
1 -	48.875	30.355	1:19.230	54.88	9.652	09:42:42.226
2 -	44.481	28.770	1:13.251 (3)	59.36	3.673	09:43:55.477
3 -	42.206	27.623	1:09.829 (2)	62.27	0.251	09:45:05.306
4 -	41.691	27.887	1:09.578 (1)	62.49		09:46:14.884

P20 89 RMT Zi JONES	Suzuki -					
IDEAL LAP TIME : 1:08.321	BEST LAP TIME : 1:09.702		DIFFERENCE : 1.381			
LAP	SECTOR 1	SECTOR 2	LAP TIME	MPH	DIFF	TIME OF DAY
1 -	50.013	29.158	1:19.171	54.92	9.469	09:42:40.293
2 -	43.963	28.080	1:12.043 (3)	60.36	2.341	09:43:52.336
3 -	42.843	28.468	1:11.311 (2)	60.98	1.609	09:45:03.647
4 -	42.344	27.358	1:09.702 (1)	62.38		09:46:13.349

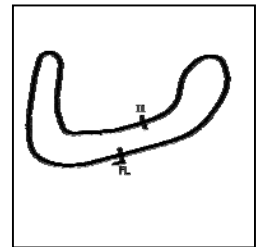
Weather / Track : Cloudy / Wet

Brands Hatch Indy
Circuit Length = 1.2079 miles
Start: 09:40 Flag 09:52 End: 09:52

BMCRC - MRO Championships 2018 - Rnd 1 @ Brands Hatch Indy

BMCRC Thunderbike Sport & BMCRC Rookie Minitwins

QUALIFYING - SECTOR ANALYSIS



SECTOR 1 = FL to I1, SECTOR 2 = I1 to FL, DIFF = Difference To Personal Best Lap, P = Crossed Finish Line in Pit Lane, D = Time Disallowed

P21 45 R		John FORTEY		Suzuki GSXR 600 - House of Gain Gym			
IDEAL LAP TIME : 1:09.532		BEST LAP TIME : 1:09.874		DIFFERENCE : 0.342			
LAP	SECTOR 1	SECTOR 2	LAP TIME	MPH	DIFF	TIME OF DAY	
1 -	50.960	30.563	1:21.523	53.34	11.649	09:42:44.376	
2 -	45.652	28.493	1:14.145 (3)	58.64	4.271	09:43:58.521	
3 -	43.181	27.430	1:10.611 (2)	61.58	0.737	09:45:09.132	
4 -	42.102	27.772	1:09.874 (1)	62.23		09:46:19.006	

P22 145 RMT		Stuart JARVIS		Suzuki - Streetwork Solutions			
IDEAL LAP TIME : 1:09.966		BEST LAP TIME : 1:09.966		DIFFERENCE : 0.000			
LAP	SECTOR 1	SECTOR 2	LAP TIME	MPH	DIFF	TIME OF DAY	
1 -	51.274	30.564	1:21.838	53.13	11.872	09:43:09.660	
2 -	45.994	29.310	1:15.304 (3)	57.74	5.338	09:44:24.964	
3 -	41.819	28.147	1:09.966 (1)	62.15		09:45:34.930	
4 -	42.083	28.171	1:10.254 (2)	61.89	0.288	09:46:45.184	

P23 182 RMT		Kyle PHILLIPS		Suzuki - Chief Safety Consultancy			
IDEAL LAP TIME : 1:09.928		BEST LAP TIME : 1:10.700		DIFFERENCE : 0.772			
LAP	SECTOR 1	SECTOR 2	LAP TIME	MPH	DIFF	TIME OF DAY	
1 -	51.441	31.815	1:23.256	52.23	12.556	09:43:08.805	
2 -	45.496	29.554	1:15.050 (3)	57.94	4.350	09:44:23.855	
3 -	42.605	28.316	1:10.921 (2)	61.31	0.221	09:45:34.776	
4 -	43.184	27.516	1:10.700 (1)	61.50		09:46:45.476	

P24 196 R		Emma PETERSON		Yamaha R6 - Rst Concept store-Helmet City Chichester. Fisher			
IDEAL LAP TIME : 1:11.269		BEST LAP TIME : 1:11.387		DIFFERENCE : 0.118			
LAP	SECTOR 1	SECTOR 2	LAP TIME	MPH	DIFF	TIME OF DAY	
1 -	51.439	28.560	1:19.999	54.35	8.612	09:42:38.053	
2 -	45.529	27.445	1:12.974 (3)	59.59	1.587	09:43:51.027	
3 -	43.824	27.563	1:11.387 (1)	60.91		09:45:02.414	
4 -	44.419	28.209	1:12.628 (2)	59.87	1.241	09:46:15.042	

P25 289 RMT		Philip HORNE		Suzuki -			
IDEAL LAP TIME : 1:11.478		BEST LAP TIME : 1:11.478		DIFFERENCE : 0.000			
LAP	SECTOR 1	SECTOR 2	LAP TIME	MPH	DIFF	TIME OF DAY	
1 -	51.341	31.014	1:22.355	52.80	10.877	09:43:09.490	
2 -	47.135	28.639	1:15.774 (3)	57.38	4.296	09:44:25.264	
3 -	45.173	28.081	1:13.254 (2)	59.36	1.776	09:45:38.518	
4 -	43.917	27.561	1:11.478 (1)	60.83		09:46:49.996	

P26 42 R		Scott MILLER		Yamaha R6 -			
IDEAL LAP TIME : 1:12.065		BEST LAP TIME : 1:12.532		DIFFERENCE : 0.467			
LAP	SECTOR 1	SECTOR 2	LAP TIME	MPH	DIFF	TIME OF DAY	
1 -	54.308	31.778	1:26.086	50.51	13.554	09:43:08.423	
2 -	44.300	28.559	1:12.859 (3)	59.68	0.327	09:44:21.282	
3 -	44.225	28.307	1:12.532 (1)	59.95		09:45:33.814	
4 -	43.758	28.924	1:12.682 (2)	59.83	0.150	09:46:46.496	

P27 37 R		Ricky WOODS		Suzuki GSXR 600 - Tyres and Auto Care - Poole			
IDEAL LAP TIME : 1:12.211		BEST LAP TIME : 1:12.584		DIFFERENCE : 0.373			
LAP	SECTOR 1	SECTOR 2	LAP TIME	MPH	DIFF	TIME OF DAY	
1 -	54.409	32.480	1:26.889	50.04	14.305	09:43:11.740	
2 -	47.186	30.209	1:17.395 (3)	56.18	4.811	09:44:29.135	
3 -	44.378	28.206	1:12.584 (1)	59.91		09:45:41.719	
4 -	44.005	29.536	1:13.541 (2)	59.13	0.957	09:46:55.260	

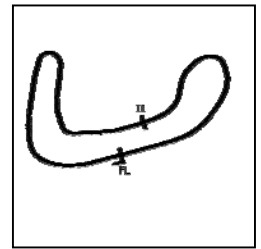
Weather / Track : Cloudy / Wet

Brands Hatch Indy
Circuit Length = 1.2079 miles
Start: 09:40 Flag 09:52 End: 09:52

BMCRC - MRO Championships 2018 - Rnd 1 @ Brands Hatch Indy

BMCRC Thunderbike Sport & BMCRC Rookie Minitwins

QUALIFYING - SECTOR ANALYSIS



SECTOR 1 = FL to I1, SECTOR 2 = I1 to FL, DIFF = Difference To Personal Best Lap, P = Crossed Finish Line in Pit Lane, D = Time Disallowed

P28		18 RMT		Alex LANSDALL		Suzuki -	
IDEAL LAP TIME : 1:12.763		BEST LAP TIME : 1:12.763		DIFFERENCE : 0.000			
LAP	SECTOR 1	SECTOR 2	LAP TIME	MPH	DIFF	TIME OF DAY	
1 -	52.599	31.327	1:23.926	51.81	11.163	09:43:09.184	
2 -	46.079	29.129	1:15.208 (3)	57.82	2.445	09:44:24.392	
3 -	44.339	28.424	1:12.763 (1)	59.76		09:45:37.155	
4 -	44.372	28.907	1:13.279 (2)	59.34	0.516	09:46:50.434	

P29		0 RMT		Luke STANLEY		Suzuki - MOREMOTO	
IDEAL LAP TIME : 1:12.964		BEST LAP TIME : 1:12.964		DIFFERENCE : 0.000			
LAP	SECTOR 1	SECTOR 2	LAP TIME	MPH	DIFF	TIME OF DAY	
1 -	52.233	30.956	1:23.189	52.27	10.225	09:43:14.504	
2 -	47.253	28.993	1:16.246 (3)	57.03	3.282	09:44:30.750	
3 -	45.405	28.193	1:13.598 (2)	59.08	0.634	09:45:44.348	
4 -	44.879	28.085	1:12.964 (1)	59.59		09:46:57.312	

P30		22 R		Richard MAY		Honda CBR600F3 - Tilehurst Glass Racing	
IDEAL LAP TIME : 1:13.100		BEST LAP TIME : 1:13.100		DIFFERENCE : 0.000			
LAP	SECTOR 1	SECTOR 2	LAP TIME	MPH	DIFF	TIME OF DAY	
1 -	51.069	29.871	1:20.940	53.72	7.840	09:43:10.575	
2 -	46.464	29.095	1:15.559 (3)	57.55	2.459	09:44:26.134	
3 -	45.552	28.296	1:13.848 (2)	58.88	0.748	09:45:39.982	
4 -	45.153	27.947	1:13.100 (1)	59.48		09:46:53.082	

P31		75		Stewart MAY		Honda CBR600F3 - Tilehurst Glass Racing	
IDEAL LAP TIME : 1:13.574		BEST LAP TIME : 1:13.574		DIFFERENCE : 0.000			
LAP	SECTOR 1	SECTOR 2	LAP TIME	MPH	DIFF	TIME OF DAY	
1 -	49.471	30.929	1:20.400 (3)	54.08	6.826	09:43:13.136	
2 -	46.288	30.227	1:16.515 (2)	56.83	2.941	09:44:29.651	
3 -	44.157	29.417	1:13.574 (1)	59.10		09:45:43.225	

P32		147 R		Matthew MAY		Kawasaki ZXR400 - Margaret	
IDEAL LAP TIME : 1:18.310		BEST LAP TIME : 1:18.572		DIFFERENCE : 0.262			
LAP	SECTOR 1	SECTOR 2	LAP TIME	MPH	DIFF	TIME OF DAY	
1 -	52.742	32.641	1:25.383 (3)	50.93	6.811	09:43:24.256	
2 -	50.364	31.347	1:21.711 (2)	53.21	3.139	09:44:45.967	
3 -	46.963	31.609	1:18.572 (1)	55.34		09:46:04.539	

P33		73		Vincent LEWIN		Suzuki SV650 - CADMATIC REARSETS	
IDEAL LAP TIME : 1:18.769		BEST LAP TIME : 1:20.317		DIFFERENCE : 1.548			
LAP	SECTOR 1	SECTOR 2	LAP TIME	MPH	DIFF	TIME OF DAY	
1 -	53.340	33.281	1:26.621 (2)	50.20	6.304	09:43:23.993	
2 -	48.307	32.010	1:20.317 (1)	54.14		09:44:44.310	

P34		102 R		James TEGG		Honda CBR600F3 -	
IDEAL LAP TIME : 1:21.808		BEST LAP TIME : 1:23.124		DIFFERENCE : 1.316			
LAP	SECTOR 1	SECTOR 2	LAP TIME	MPH	DIFF	TIME OF DAY	
1 -	52.392	32.675	1:25.067 (3)	51.11	1.943	09:43:26.164	
2 -	49.133	34.270	1:23.403 (2)	52.13	0.279	09:44:49.567	
3 -	49.606	33.518	1:23.124 (1)	52.31		09:46:12.691	

P35		93 R		William GILLMAN		Honda CBR600F W -	
IDEAL LAP TIME : 1:14.516		BEST LAP TIME :		DIFFERENCE :			
LAP	SECTOR 1	SECTOR 2	LAP TIME	MPH	DIFF	TIME OF DAY	
1 -	OUTLAP	29.043	1:17.905	55.81		09:46:45.026	

Weather / Track : Cloudy / Wet

Brands Hatch Indy
Circuit Length = 1.2079 miles
Start: 09:40 Flag 09:52 End: 09:52

BMCRC - MRO Championships 2018 - Rnd 1 @ Brands Hatch Indy

BMCRC Thunderbike Sport & BMCRC Rookie Minitwins

QUALIFYING - BEST SECTORS

SECTOR 1			SECTOR 2			IDEAL / BEST COMPARISON						
POS	NO	NAME	TIME	NO	NAME	TIME	POS	NO	NAME	IDEAL	BEST	DIFF
									PERFECT LAP	1:00.934		
1	90	WATSON	36.555	198	TOPPING	24.379	1	198	TOPPING	1:01.009	1:01.009	0.000
2	198	TOPPING	36.630	90	WATSON	24.620	2	90	WATSON	1:01.175	1:01.351	0.176
3	6	HOLDEN	37.331	6	HOLDEN	24.872	3	6	HOLDEN	1:02.203	1:02.203	0.000
4	81	MAY	38.784	666	BEASLEY	25.243	4	81	MAY	1:04.106	1:04.106	0.000
5	666	BEASLEY	39.012	81	MAY	25.322	5	666	BEASLEY	1:04.255	1:04.255	0.000
6	47	WATSON	39.537	65	SOILLEUX	25.486	6	65	SOILLEUX	1:05.042	1:05.458	0.416
7	65	SOILLEUX	39.556	47	WATSON	25.511	7	47	WATSON	1:05.048	1:06.035	0.987
8	59	RIDGWELL	40.427	64	COLLINS	26.434	8	59	RIDGWELL	1:07.086	1:07.423	0.337
9	64	COLLINS	40.888	131	EVANS	26.651	9	64	COLLINS	1:07.322	1:07.677	0.355
10	137	CRAWT	40.894	59	RIDGWELL	26.659	10	131	EVANS	1:07.755	1:07.755	0.000
11	84	BRANCO	40.971	5	YOUNG	26.744	11	5	YOUNG	1:08.055	1:08.881	0.826
12	131	EVANS	41.104	181	FRANKLIN	27.059	12	84	BRANCO	1:08.117	1:08.515	0.398
13	181	FRANKLIN	41.161	89	JONES	27.122	13	181	FRANKLIN	1:08.220	1:09.066	0.846
14	89	JONES	41.199	84	BRANCO	27.146	14	137	CRAWT	1:08.237	1:08.936	0.699
15	9	WATSON	41.211	9	WATSON	27.169	15	89	JONES	1:08.321	1:09.702	1.381
16	5	YOUNG	41.311	44	PARKER	27.201	16	9	WATSON	1:08.380	1:08.380	0.000
17	66	SMITH	41.628	72	MILLER	27.304	17	44	PARKER	1:08.885	1:08.885	0.000
18	44	PARKER	41.684	137	CRAWT	27.343	18	72	MILLER	1:09.187	1:09.187	0.000
19	43	BARFORD	41.691	45	FORTEY	27.430	19	66	SMITH	1:09.307	1:09.571	0.264
20	145	JARVIS	41.819	196	PETERSON	27.445	20	43	BARFORD	1:09.314	1:09.578	0.264
21	72	MILLER	41.883	182	PHILLIPS	27.516	21	45	FORTEY	1:09.532	1:09.874	0.342
22	45	FORTEY	42.102	289	HORNE	27.561	22	182	PHILLIPS	1:09.928	1:10.700	0.772
23	182	PHILLIPS	42.412	43	BARFORD	27.623	23	145	JARVIS	1:09.966	1:09.966	0.000
24	42	MILLER	43.758	66	SMITH	27.679	24	196	PETERSON	1:11.269	1:11.387	0.118
25	196	PETERSON	43.824	22	MAY	27.947	25	289	HORNE	1:11.478	1:11.478	0.000
26	289	HORNE	43.917	0	STANLEY	28.085	26	42	MILLER	1:12.065	1:12.532	0.467
27	37	WOODS	44.005	145	JARVIS	28.147	27	37	WOODS	1:12.211	1:12.584	0.373
28	75	MAY	44.157	37	WOODS	28.206	28	18	LANSDELL	1:12.763	1:12.763	0.000
29	18	LANSDELL	44.339	42	MILLER	28.307	29	0	STANLEY	1:12.964	1:12.964	0.000
30	0	STANLEY	44.879	18	LANSDELL	28.424	30	22	MAY	1:13.100	1:13.100	0.000
31	22	MAY	45.153	93	GILLMAN	29.043	31	75	MAY	1:13.574	1:13.574	0.000
32	93	GILLMAN	45.473	75	MAY	29.417	32	93	GILLMAN	1:14.516		
33	73	LEWIN	46.759	147	MAY	31.347	33	147	MAY	1:18.310	1:18.572	0.262
34	147	MAY	46.963	73	LEWIN	32.010	34	73	LEWIN	1:18.769	1:20.317	1.548
35	102	TEGG	49.133	102	TEGG	32.675	35	102	TEGG	1:21.808	1:23.124	1.316
36	143	DAVIE	53.864									

Weather / Track : Cloudy / Wet

Results can be found at www.tsl-timing.com

Brands Hatch Indy
Circuit Length = 1.2079 miles
Start: 09:40 Flag 09:52 End: 09:52

Printed - 09:53 Saturday, 10 March 2018

BMCRC - MRO Championships 2018 - Rnd 1 @ Brands Hatch Indy

BMCRC Thunderbike Sport & BMCRC Rookie Minitwins

RACE 3 - GRID (10 Laps)

ROW 14	42	166 James CASWELL	41	155 Richard HARRIS	40	92 Duncan GROVE	
ROW 13		39	60 Adam RIDGWELL	38	50 Paul ROBSON	37	41 Marc AUKETT
ROW 12	36	143 Robert DAVIE	35	93 William GILLMAN	34	102 James TEGG	1:23.124
ROW 11		33	73 Vincent LEWIN	32	147 Matthew MAY	31	75 Stewart MAY
ROW 10		30	22 Richard MAY	29	0 Luke STANLEY	28	18 Alex LANSDELL
ROW 9		27	37 Ricky WOODS	26	42 Scott MILLER	25	289 Philip HORNE
ROW 8	24	196 Emma PETERSON	23	182 Kyle PHILLIPS	22	145 Stuart JARVIS	1:09.966
ROW 7		21	45 John FORTEY	20	89 Zi JONES	19	43 Daniel BARFORD
ROW 6	18	66 Mark SMITH	17	72 Kevin MILLER	16	181 Robert FRANKLIN	1:09.066
ROW 5		15	137 Charlie CRAWT	14	44 Tony PARKER	13	5 William YOUNG
ROW 4	12	84 Ricardo BRANCO	11	9 Andrew WATSON	10	131 Christopher EVANS	1:07.755
ROW 3		9	64 Lee COLLINS	8	59 Benn RIDGWELL	7	47 Thomas WATSON
ROW 2	6	65 Ian SOILLEUX	5	666 Shane BEASLEY	4	81 Malvern MAY	1:04.106
ROW 1		3	6 Paul HOLDEN	2	90 Edward WATSON	1	198 Steven TOPPING

Pole

Brands Hatch Indy
Circuit Length = 1.2079 miles

These results are provisional until the conclusion of any judicial and technical matters.

Clerk Of Course :	Timekeeper :
-------------------	--------------

Results can be found at www.tsl-timing.com

Printed - 09:54 Saturday, 10 March 2018



BMCRC - MRO Championships 2018 - Rnd 1 @ Brands Hatch Indy



BMCRC Thunderbike Sport & BMCRC Rookie Minitwins

RACE 3 - CLASSIFICATION

POS	NO	CL	PIC NAME	ENTRY	LAPS	TIME	GAP	DIFF	MPH	BEST	ON
1	198		1 Steven TOPPING	Yamaha R6 -	10	9:39.865			74.99	56.204	6
2	90		2 Edward WATSON	Suzuki SV650 - TEA Time Racing & Motorsportdays	10	9:42.776	2.911	2.911	74.61	56.841	9
3	81		3 Malvern MAY	Ducati 749 -	10	9:44.771	4.906	1.995	74.36	56.567	6
4	6		4 Paul HOLDEN	Yamaha MT07 - MOREMOTO RACING	10	9:45.078	5.213	0.307	74.32	56.509	9
5	166		5 James CASWELL	Kawasaki ZXR750 -	10	10:04.643	24.778	19.565	71.92	58.054	9
6	65		6 Ian SOILLEUX	Suzuki SV650 - Soltech (Southwest)	10	10:07.114	27.249	2.471	71.62	58.170	5
7	666	R	1 Shane BEASLEY	Kawasaki ZX6R -	10	10:07.912	28.047	0.798	71.53	58.741	9
8	47		7 Thomas WATSON	Yamaha R6 - Motorsportdays.com TEA Time Racing	10	10:12.031	32.166	4.119	71.05	59.160	4
9	75 *		8 Stewart MAY	Honda CBR600F3 - Tilehurst Glass Racing	10	10:19.623	39.758	7.592	70.18	58.493	10
10	84		9 Ricardo BRANCO	Suzuki SV650 - IMP Racing	10	10:20.683	40.818	1.060	70.06	59.378	10
11	50		10 Paul ROBSON	Suzuki SV650 -	10	10:22.488	42.623	1.805	69.85	58.915	8
12	137	RMT	1 Charlie CRAWT	Suzuki - Pass Bike Motorcycle Training Ltd	10	10:22.862	42.997	0.374	69.81	59.271	8
13	42	R	2 Scott MILLER	Yamaha R6 -	10	10:24.506	44.641	1.644	69.63	59.423	8
14	92		11 Duncan GROVE	Yamaha R6 -	10	10:25.537	45.672	1.031	69.51	59.913	4
15	89	RMT	2 Zi JONES	Suzuki -	10	10:25.774	45.909	0.237	69.49	59.908	8
16	59	RMT	3 Benn RIDGWELL	Suzuki -	10	10:26.335	46.470	0.561	69.42	1:00.803	8
17	72		12 Kevin MILLER	Suzuki SV650RR - Mechanical Air Supplies Ltd	10	10:27.574	47.709	1.239	69.29	59.337	10
18	43		13 Daniel BARFORD	Suzuki SV650 - Aspire racing	10	10:30.187	50.322	2.613	69.00	1:01.127	3
19	5		14 William YOUNG	Yamaha R6 -	10	10:36.351	56.486	6.164	68.33	59.594	10
20	131	RMT	4 Christopher EVANS	Suzuki -	10	10:36.607	56.742	0.256	68.30	1:02.088	6
21	45	R	3 John FORTEY	Suzuki GSXR 600 - House of Gain Gym	10	10:37.291	57.426	0.684	68.23	59.429	9
22	143		15 Robert DAVIE	Suzuki SV650 -	10	10:37.320	57.455	0.029	68.23	1:00.217	5
23	145	RMT	5 Stuart JARVIS	Suzuki - Streetwork Solutions	10	10:39.064	59.199	1.744	68.04	1:01.470	5
24	44	RMT	6 Tony PARKER	Suzuki - Emerald Elevators	9	9:48.016	1 Lap	1 Lap	66.55	1:03.028	6
25	93	R	4 William GILLMAN	Honda CBR600F W -	9	9:48.967	1 Lap	0.951	66.45	1:02.478	8
26	181	RMT	7 Robert FRANKLIN	Suzuki - RCF GARDENS	9	9:49.674	1 Lap	0.707	66.37	1:02.985	4
27	73		16 Vincent LEWIN	Suzuki SV650 - CADMATIC REARSETS	9	9:56.958	1 Lap	7.284	65.56	1:02.670	9
28	37	R	5 Ricky WOODS	Suzuki GSXR 600 - Tyres and Auto Care - Poole	9	10:06.051	1 Lap	9.093	64.57	1:04.783	8
29	196	R	6 Emma PETERSON	Yamaha R6 - Rst Concept store-Helmet City Chiche	9	10:06.086	1 Lap	0.035	64.57	1:04.184	5
30	289	RMT	8 Philip HORNE	Suzuki -	9	10:07.077	1 Lap	0.991	64.46	1:04.050	6
31	9	RMT	9 Andrew WATSON	Suzuki -	9	10:07.171	1 Lap	0.094	64.45	1:04.830	6
32	18	RMT	10 Alex LANSDELL	Suzuki -	9	10:16.187	1 Lap	9.016	63.51	1:06.547	9
33	0	RMT	11 Luke STANLEY	Suzuki - MOREMOTO	9	10:17.920	1 Lap	1.733	63.33	1:05.153	9
34	182	RMT	12 Kyle PHILLIPS	Suzuki - Chief Safety Consultancy	9	10:24.992	1 Lap	7.072	62.62	1:04.686	8
35	102	R	7 James TEGG	Honda CBR600F3 -	8	9:50.032	2 Laps	1 Lap	58.96	1:11.086	4
36	147	R	8 Matthew MAY	Kawasaki ZXR400 - Margaret	8	10:07.258	2 Laps	17.226	57.28	1:12.353	8

NOT CLASSIFIED

DNF	22	R	Richard MAY	Honda CBR600F3 - Tilehurst Glass Racing	5	5:11.684	5 Laps	3 Laps	69.75	58.420	4
DNF	66		Mark SMITH	Yamaha R6 - MHP EXHAUSTS	4	4:31.652	6 Laps	1 Lap	64.03	1:04.341	3

FASTEST LAP

198			Steven TOPPING	Yamaha R6 -	6	56.204			77.37 mph	124.51 kph
22	R		Richard MAY	Honda CBR600F3 - Tilehurst Glass Racing	4	58.420			74.43 mph	119.79 kph
137	RMT		Charlie CRAWT	Suzuki - Pass Bike Motorcycle Training Ltd	8	59.271			73.36 mph	118.07 kph

* No. 75 - Please fit a working transponder
 Class - 92.5% of Race Speed = 69.36 mph
 Class R - 92.5% of Race Speed = 66.16 mph
 Class RMT - 92.5% of Race Speed = 64.57 mph

Weather / Track : Cloudy / Dry
 These results are provisional until the conclusion of any judicial and technical matters.

Brands Hatch Indy
 Circuit Length = 1.2079 miles
 Start: 12:50 Flag 13:00 End: 13:01

Clerk Of Course :	Timekeeper :
-------------------	--------------

Results can be found at www.tsl-timing.com

Printed - 13:01 Saturday, 10 March 2018



BMCRC - MRO Championships 2018 - Rnd 1 @ Brands Hatch Indy

BMCRC Thunderbike Sport & BMCRC Rookie Minitwins

RACE 3 - LAP CHART

289	1 Lap	1:04.738
666	24.047	58.741
166	24.204	58.054
65	25.467	1:00.586
18	1 Lap	1:07.316
47	30.454	1:00.659
0	1 Lap	1:05.284
182	1 Lap	1:04.686
75	39.107	59.330
84	39.282	1:00.183
50	39.764	59.265
92	40.646	1:00.745
137	40.920	59.984
42	40.981	59.657
89	41.892	1:00.186
59	42.590	1:01.151
72	46.214	1:00.819
43	46.919	1:01.652
131	51.968	1:03.232
143	53.161	1:02.162
45	53.587	59.429
5	54.734	1:00.301
145	55.042	1:02.097

LAP 10 @ 13:00:07.640

NO	BEHIND	LAP TIME
----	--------	----------

198		57.842
90	2.911	57.087
81	4.906	58.059
6	5.213	58.228
44	1 Lap	1:04.770
93	1 Lap	1:03.471
181	1 Lap	1:03.894
102	2 Laps	1:12.036
73	1 Lap	1:02.670
166	24.778	58.416
37	1 Lap	1:04.982
196	1 Lap	1:06.537
289	1 Lap	1:05.238
65	27.249	59.624
9	1 Lap	1:06.725
147	2 Laps	1:12.353
666	28.047	1:01.842
47	32.166	59.554
18	1 Lap	1:06.547
0	1 Lap	1:05.153
75	39.758	58.493
84	40.818	59.378
50	42.623	1:00.701
137	42.997	59.919
42	44.641	1:01.502
182	1 Lap	1:05.277
92	45.672	1:02.868
89	45.909	1:01.859
59	46.470	1:01.722
72	47.709	59.337
43	50.322	1:01.245
5	56.486	59.594
131	56.742	1:02.616
45	57.426	1:01.681
143	57.455	1:02.136
145	59.199	1:01.999

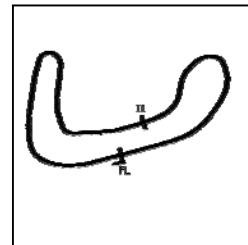
Weather / Track : Cloudy / Dry

Brands Hatch Indy
Circuit Length = 1.2079 miles
Start: 12:50 Flag 13:00 End: 13:01

BMCRC - MRO Championships 2018 - Rnd 1 @ Brands Hatch Indy

BMCRC Thunderbike Sport & BMCRC Rookie Minitwins

RACE 3 - SECTOR ANALYSIS



SECTOR 1 = FL to I1, SECTOR 2 = I1 to FL, DIFF = Difference To Personal Best Lap, P = Crossed Finish Line in Pit Lane, D = Time Disallowed

P1 198		Steven TOPPING		Yamaha R6 -		
IDEAL LAP TIME : 55.486		BEST LAP TIME : 56.204		DIFFERENCE : 0.718		
LAP	SECTOR 1	SECTOR 2	LAP TIME	MPH	DIFF	TIME OF DAY
1 -			1:05.145	66.75	8.941	12:51:32.920
2 -	34.810	22.281	57.091	76.16	0.887	12:52:30.011
3 -	34.919	22.442	57.361	75.81	1.157	12:53:27.372
4 -	35.363	22.577	57.940	75.05	1.736	12:54:25.312
5 -	34.938	22.081	57.019	76.26	0.815	12:55:22.331
6 -	33.405	22.799	56.204 (1)	77.37		12:56:18.535
7 -	33.920	22.443	56.363 (2)	77.15	0.159	12:57:14.898
8 -	34.550	22.086	56.636 (3)	76.78	0.432	12:58:11.534
9 -	34.572	23.692	58.264	74.63	2.060	12:59:09.798
10 -	35.420	22.422	57.842	75.18	1.638	13:00:07.640

P2 90		Edward WATSON		Suzuki SV650 - TEA Time Racing & Motorsportdays.com		
IDEAL LAP TIME : 56.384		BEST LAP TIME : 56.841		DIFFERENCE : 0.457		
LAP	SECTOR 1	SECTOR 2	LAP TIME	MPH	DIFF	TIME OF DAY
1 -			1:04.860	67.04	8.019	12:51:32.635
2 -	34.591	22.926	57.517	75.60	0.676	12:52:30.152
3 -	34.552	22.854	57.406	75.75	0.565	12:53:27.558
4 -	34.240	22.720	56.960 (3)	76.34	0.119	12:54:24.518
5 -	34.491	22.735	57.226	75.99	0.385	12:55:21.744
6 -	33.818	23.099	56.917 (2)	76.40	0.076	12:56:18.661
7 -	35.399	24.223	59.622	72.93	2.781	12:57:18.283
8 -	35.306	23.034	58.340	74.53	1.499	12:58:16.623
9 -	34.275	22.566	56.841 (1)	76.50		12:59:13.464
10 -	34.333	22.754	57.087	76.17	0.246	13:00:10.551

P3 81		Malvern MAY		Ducati 749 -		
IDEAL LAP TIME : 56.567		BEST LAP TIME : 56.567		DIFFERENCE : 0.000		
LAP	SECTOR 1	SECTOR 2	LAP TIME	MPH	DIFF	TIME OF DAY
1 -			1:05.248	66.64	8.681	12:51:33.023
2 -	35.280	22.454	57.734	75.32	1.167	12:52:30.757
3 -	34.349	22.952	57.301 (3)	75.89	0.734	12:53:28.058
4 -	34.435	22.782	57.217 (2)	76.00	0.650	12:54:25.275
5 -	35.138	22.980	58.118	74.82	1.551	12:55:23.393
6 -	34.147	22.420	56.567 (1)	76.87		12:56:19.960
7 -	34.528	24.032	58.560	74.25	1.993	12:57:18.520
8 -	34.956	23.017	57.973	75.01	1.406	12:58:16.493
9 -	34.966	23.028	57.994	74.98	1.427	12:59:14.487
10 -	34.917	23.142	58.059	74.89	1.492	13:00:12.546

P4 6		Paul HOLDEN		Yamaha MT07 - MOREMOTO RACING		
IDEAL LAP TIME : 56.509		BEST LAP TIME : 56.509		DIFFERENCE : 0.000		
LAP	SECTOR 1	SECTOR 2	LAP TIME	MPH	DIFF	TIME OF DAY
1 -			1:03.548	68.42	7.039	12:51:31.323
2 -	34.861	23.069	57.930	75.06	1.421	12:52:29.253
3 -	34.962	23.041	58.003	74.97	1.494	12:53:27.256
4 -	34.700	22.839	57.539 (2)	75.57	1.030	12:54:24.795
5 -	35.313	22.275	57.588 (3)	75.51	1.079	12:55:22.383
6 -	35.492	22.304	57.796	75.24	1.287	12:56:20.179
7 -	35.415	23.108	58.523	74.30	2.014	12:57:18.702
8 -	35.145	24.269	59.414	73.19	2.905	12:58:18.116
9 -	34.247	22.262	56.509 (1)	76.95		12:59:14.625
10 -	34.768	23.460	58.228	74.68	1.719	13:00:12.853

P5 166		James CASWELL		Kawasaki ZXR750 -		
IDEAL LAP TIME : 57.630		BEST LAP TIME : 58.054		DIFFERENCE : 0.424		
LAP	SECTOR 1	SECTOR 2	LAP TIME	MPH	DIFF	TIME OF DAY
1 -						
2 -						
3 -						
4 -						
5 -						
6 -						
7 -						
8 -						
9 -						
10 -						

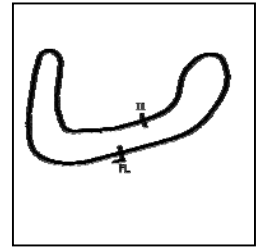
Weather / Track : Cloudy / Dry

Brands Hatch Indy
Circuit Length = 1.2079 miles
Start: 12:50 Flag 13:00 End: 13:01

BMCRC - MRO Championships 2018 - Rnd 1 @ Brands Hatch Indy

BMCRC Thunderbike Sport & BMCRC Rookie Minitwins

RACE 3 - SECTOR ANALYSIS



SECTOR 1 = FL to I1, SECTOR 2 = I1 to FL, DIFF = Difference To Personal Best Lap, P = Crossed Finish Line in Pit Lane, D = Time Disallowed

1 -		24.786	1:11.961	60.42	13.907	12:51:39.736
2 -	37.811	24.217	1:02.028	70.10	3.974	12:52:41.764
3 -	36.108	23.586	59.694	72.84	1.640	12:53:41.458
4 -	35.597	23.276	58.873	73.86	0.819	12:54:40.331
5 -	35.285	23.619	58.904	73.82	0.850	12:55:39.235
6 -	35.430	23.694	59.124	73.55	1.070	12:56:38.359
7 -	35.602	23.582	59.184	73.47	1.130	12:57:37.543
8 -	35.348	23.057	58.405 (2)	74.45	0.351	12:58:35.948
9 -	35.216	22.838	58.054 (1)	74.90		12:59:34.002
10 -	34.792	23.624	58.416 (3)	74.44	0.362	13:00:32.418

P6 65		Ian SOILLEUX		Suzuki SV650 - Soltech (Southwest)			
IDEAL LAP TIME : 58.118		BEST LAP TIME : 58.170		DIFFERENCE : 0.052			
LAP	SECTOR 1	SECTOR 2	LAP TIME	MPH	DIFF	TIME OF DAY	
1 -		24.713	1:09.756	62.33	11.586	12:51:37.531	
2 -	37.740	24.122	1:01.862	70.29	3.692	12:52:39.393	
3 -	36.820	23.044	59.864	72.64	1.694	12:53:39.257	
4 -	36.025	22.960	58.985 (2)	73.72	0.815	12:54:38.242	
5 -	35.314	22.856	58.170 (1)	74.75		12:55:36.412	
6 -	36.153	23.858	1:00.011	72.46	1.841	12:56:36.423	
7 -	35.537	23.556	59.093 (3)	73.58	0.923	12:57:35.516	
8 -	35.998	23.165	59.163	73.50	0.993	12:58:34.679	
9 -	36.380	24.206	1:00.586	71.77	2.416	12:59:35.265	
10 -	35.262	24.362	59.624	72.93	1.454	13:00:34.889	

P7 666 R		Shane BEASLEY		Kawasaki ZX6R -			
IDEAL LAP TIME : 58.419		BEST LAP TIME : 58.741		DIFFERENCE : 0.322			
LAP	SECTOR 1	SECTOR 2	LAP TIME	MPH	DIFF	TIME OF DAY	
1 -		24.815	1:09.491	62.57	10.750	12:51:37.266	
2 -	36.576	23.596	1:00.172	72.26	1.431	12:52:37.438	
3 -	36.326	24.201	1:00.527	71.84	1.786	12:53:37.965	
4 -	35.970	22.986	58.956 (2)	73.76	0.215	12:54:36.921	
5 -	35.742	23.273	59.015 (3)	73.68	0.274	12:55:35.936	
6 -	35.982	23.696	59.678	72.86	0.937	12:56:35.614	
7 -	35.497	23.919	59.416	73.18	0.675	12:57:35.030	
8 -	36.985	23.089	1:00.074	72.38	1.333	12:58:35.104	
9 -	35.819	22.922	58.741 (1)	74.03		12:59:33.845	
10 -	36.246	25.596	1:01.842	70.31	3.101	13:00:35.687	

P8 47		Thomas WATSON		Yamaha R6 - Motorsportdays.com TEA Time Racing			
IDEAL LAP TIME : 58.942		BEST LAP TIME : 59.160		DIFFERENCE : 0.218			
LAP	SECTOR 1	SECTOR 2	LAP TIME	MPH	DIFF	TIME OF DAY	
1 -		25.019	1:09.356	62.69	10.196	12:51:37.131	
2 -	37.769	24.219	1:01.988	70.15	2.828	12:52:39.119	
3 -	37.744	24.038	1:01.782	70.38	2.622	12:53:40.901	
4 -	35.732	23.428	59.160 (1)	73.50		12:54:40.061	
5 -	36.176	23.839	1:00.015	72.45	0.855	12:55:40.076	
6 -	35.514	23.753	59.267 (2)	73.37	0.107	12:56:39.343	
7 -	36.512	24.123	1:00.635	71.71	1.475	12:57:39.978	
8 -	36.068	23.547	59.615	72.94	0.455	12:58:39.593	
9 -	36.260	24.399	1:00.659	71.68	1.499	12:59:40.252	
10 -	35.986	23.568	59.554 (3)	73.01	0.394	13:00:39.806	

P9 75		Stewart MAY		Honda CBR600F3 - Tilehurst Glass Racing			
IDEAL LAP TIME :		BEST LAP TIME : 58.493		DIFFERENCE :			
LAP	SECTOR 1	SECTOR 2	LAP TIME	MPH	DIFF	TIME OF DAY	
1 -			1:14.807	58.13	16.314	12:51:42.582	
2 -			1:03.056	68.96	4.563	12:52:45.638	
3 -			1:00.501	71.87	2.008	12:53:46.139	
4 -			1:00.050	72.41	1.557	12:54:46.189	

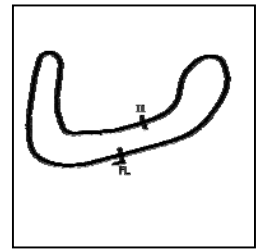
Weather / Track : Cloudy / Dry

Brands Hatch Indy
Circuit Length = 1.2079 miles
Start: 12:50 Flag 13:00 End: 13:01

BMCRC - MRO Championships 2018 - Rnd 1 @ Brands Hatch Indy

BMCRC Thunderbike Sport & BMCRC Rookie Minitwins

RACE 3 - SECTOR ANALYSIS



SECTOR 1 = FL to I1, SECTOR 2 = I1 to FL, DIFF = Difference To Personal Best Lap, P = Crossed Finish Line in Pit Lane, D = Time Disallowed

5 -			1:00.112	72.34	1.619	12:55:46.301
6 -			1:03.025	68.99	4.532	12:56:49.326
7 -			1:01.108	71.16	2.615	12:57:50.434
8 -			59.141 (2)	73.52	0.648	12:58:49.575
9 -			59.330 (3)	73.29	0.837	12:59:48.905
10 -			58.493 (1)	74.34		13:00:47.398

P10	84	Ricardo BRANCO	Suzuki SV650 - IMP Racing
IDEAL LAP TIME :	59.378	BEST LAP TIME :	59.378
		DIFFERENCE :	0.000

LAP	SECTOR 1	SECTOR 2	LAP TIME	MPH	DIFF	TIME OF DAY
1 -		25.157	1:11.226	61.05	11.848	12:51:39.001
2 -	39.120	24.331	1:03.451	68.53	4.073	12:52:42.452
3 -	37.140	24.069	1:01.209	71.04	1.831	12:53:43.661
4 -	36.492	25.147	1:01.639	70.54	2.261	12:54:45.300
5 -	36.704	24.048	1:00.752	71.57	1.374	12:55:46.052
6 -	36.328	24.504	1:00.832	71.48	1.454	12:56:46.884
7 -	36.908	24.531	1:01.439	70.77	2.061	12:57:48.323
8 -	36.539	24.035	1:00.574 (3)	71.78	1.196	12:58:48.897
9 -	36.349	23.834	1:00.183 (2)	72.25	0.805	12:59:49.080
10 -	36.006	23.372	59.378 (1)	73.23		13:00:48.458

P11	50	Paul ROBSON	Suzuki SV650 -
IDEAL LAP TIME :	58.567	BEST LAP TIME :	58.915
		DIFFERENCE :	0.348

LAP	SECTOR 1	SECTOR 2	LAP TIME	MPH	DIFF	TIME OF DAY
1 -		27.043	1:17.783	55.90	18.868	12:51:45.558
2 -	38.133	25.480	1:03.613	68.36	4.698	12:52:49.171
3 -	36.256	23.372	59.628	72.92	0.713	12:53:48.799
4 -	35.563	23.994	59.557	73.01	0.642	12:54:48.356
5 -	35.706	23.643	59.349 (3)	73.27	0.434	12:55:47.705
6 -	35.432	26.736	1:02.168	69.94	3.253	12:56:49.873
7 -	36.316	25.193	1:01.509	70.69	2.594	12:57:51.382
8 -	35.195	23.720	58.915 (1)	73.81		12:58:50.297
9 -	35.251	24.014	59.265 (2)	73.37	0.350	12:59:49.562
10 -	36.835	23.866	1:00.701	71.63	1.786	13:00:50.263

P12	137 RMT	Charlie CRAWT	Suzuki - Pass Bike Motorcycle Training Ltd
IDEAL LAP TIME :	59.271	BEST LAP TIME :	59.271
		DIFFERENCE :	0.000

LAP	SECTOR 1	SECTOR 2	LAP TIME	MPH	DIFF	TIME OF DAY
1 -		25.859	1:12.257	60.18	12.986	12:51:40.032
2 -	38.840	24.389	1:03.229	68.77	3.958	12:52:43.261
3 -	37.581	24.671	1:02.252	69.85	2.981	12:53:45.513
4 -	36.563	24.527	1:01.090	71.18	1.819	12:54:46.603
5 -	36.547	24.152	1:00.699	71.64	1.428	12:55:47.302
6 -	37.270	25.124	1:02.394	69.69	3.123	12:56:49.696
7 -	37.057	24.710	1:01.767	70.40	2.496	12:57:51.463
8 -	35.650	23.621	59.271 (1)	73.36		12:58:50.734
9 -	36.238	23.746	59.984 (3)	72.49	0.713	12:59:50.718
10 -	35.876	24.043	59.919 (2)	72.57	0.648	13:00:50.637

P13	42 R	Scott MILLER	Yamaha R6 -
IDEAL LAP TIME :	58.760	BEST LAP TIME :	59.423
		DIFFERENCE :	0.663

LAP	SECTOR 1	SECTOR 2	LAP TIME	MPH	DIFF	TIME OF DAY
1 -		27.718	1:16.419	56.90	16.996	12:51:44.194
2 -	38.915	25.890	1:04.805	67.10	5.382	12:52:48.999
3 -	37.862	24.122	1:01.984	70.15	2.561	12:53:50.983
4 -	36.740	23.508	1:00.248	72.17	0.825	12:54:51.231
5 -	36.119	23.683	59.802	72.71	0.379	12:55:51.033
6 -	35.579	24.005	59.584 (2)	72.98	0.161	12:56:50.617
7 -	36.869	24.213	1:01.082	71.19	1.659	12:57:51.699
8 -	35.725	23.698	59.423 (1)	73.18		12:58:51.122

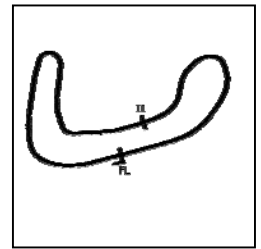
Weather / Track : Cloudy / Dry

Brands Hatch Indy
Circuit Length = 1.2079 miles
Start: 12:50 Flag 13:00 End: 13:01

BMCRC - MRO Championships 2018 - Rnd 1 @ Brands Hatch Indy

BMCRC Thunderbike Sport & BMCRC Rookie Minitwins

RACE 3 - SECTOR ANALYSIS



SECTOR 1 = FL to I1, SECTOR 2 = I1 to FL, DIFF = Difference To Personal Best Lap, P = Crossed Finish Line in Pit Lane, D = Time Disallowed

9 -	36.476	23.181	59.657 (3)	72.89	0.234	12:59:50.779
10 -	36.920	24.582	1:01.502	70.70	2.079	13:00:52.281

P14 92		Duncan GROVE		Yamaha R6 -		
IDEAL LAP TIME : 59.593		BEST LAP TIME : 59.913		DIFFERENCE : 0.320		
LAP	SECTOR 1	SECTOR 2	LAP TIME	MPH	DIFF	TIME OF DAY
1 -		25.400	1:14.900	58.05	14.987	12:51:42.675
2 -	37.962	23.949	1:01.911	70.23	1.998	12:52:44.586
3 -	36.450	24.099	1:00.549 (3)	71.81	0.636	12:53:45.135
4 -	35.837	24.076	59.913 (1)	72.58		12:54:45.048
5 -	36.405	23.775	1:00.180 (2)	72.25	0.267	12:55:45.228
6 -	36.741	24.573	1:01.314	70.92	1.401	12:56:46.542
7 -	37.519	24.681	1:02.200	69.91	2.287	12:57:48.742
8 -	36.923	24.034	1:00.957	71.33	1.044	12:58:49.699
9 -	36.989	23.756	1:00.745	71.58	0.832	12:59:50.444
10 -	37.223	25.645	1:02.868	69.17	2.955	13:00:53.312

P15 89 RMT		Zi JONES		Suzuki -		
IDEAL LAP TIME : 59.908		BEST LAP TIME : 59.908		DIFFERENCE : 0.000		
LAP	SECTOR 1	SECTOR 2	LAP TIME	MPH	DIFF	TIME OF DAY
1 -		25.359	1:13.860	58.87	13.952	12:51:41.635
2 -	38.614	24.104	1:02.718	69.33	2.810	12:52:44.353
3 -	37.589	24.140	1:01.729	70.44	1.821	12:53:46.082
4 -	37.540	24.259	1:01.799	70.36	1.891	12:54:47.881
5 -	36.604	23.726	1:00.330 (3)	72.08	0.422	12:55:48.211
6 -	36.651	25.090	1:01.741	70.43	1.833	12:56:49.952
7 -	37.237	24.407	1:01.644	70.54	1.736	12:57:51.596
8 -	36.319	23.589	59.908 (1)	72.58		12:58:51.504
9 -	36.561	23.625	1:00.186 (2)	72.25	0.278	12:59:51.690
10 -	37.192	24.667	1:01.859	70.29	1.951	13:00:53.549

P16 59 RMT		Benn RIDGWELL		Suzuki -		
IDEAL LAP TIME : 1:00.803		BEST LAP TIME : 1:00.803		DIFFERENCE : 0.000		
LAP	SECTOR 1	SECTOR 2	LAP TIME	MPH	DIFF	TIME OF DAY
1 -		25.363	1:11.097	61.16	10.294	12:51:38.872
2 -	38.391	24.636	1:03.027	68.99	2.224	12:52:41.899
3 -	37.074	24.329	1:01.403 (3)	70.82	0.600	12:53:43.302
4 -	36.806	25.289	1:02.095	70.03	1.292	12:54:45.397
5 -	37.413	24.126	1:01.539	70.66	0.736	12:55:46.936
6 -	36.941	24.780	1:01.721	70.45	0.918	12:56:48.657
7 -	37.301	24.476	1:01.777	70.39	0.974	12:57:50.434
8 -	36.760	24.043	1:00.803 (1)	71.51		12:58:51.237
9 -	37.078	24.073	1:01.151 (2)	71.11	0.348	12:59:52.388
10 -	36.777	24.945	1:01.722	70.45	0.919	13:00:54.110

P17 72		Kevin MILLER		Suzuki SV650RR - Mechanical Air Supplies Ltd		
IDEAL LAP TIME : 59.337		BEST LAP TIME : 59.337		DIFFERENCE : 0.000		
LAP	SECTOR 1	SECTOR 2	LAP TIME	MPH	DIFF	TIME OF DAY
1 -		25.746	1:12.555	59.93	13.218	12:51:40.330
2 -	38.872	24.417	1:03.289	68.71	3.952	12:52:43.619
3 -	37.480	25.158	1:02.638	69.42	3.301	12:53:46.257
4 -	37.872	24.330	1:02.202	69.91	2.865	12:54:48.459
5 -	36.961	23.963	1:00.924 (3)	71.37	1.587	12:55:49.383
6 -	36.494	24.807	1:01.301	70.93	1.964	12:56:50.684
7 -	38.114	24.643	1:02.757	69.29	3.420	12:57:53.441
8 -	37.200	24.552	1:01.752	70.42	2.415	12:58:55.193
9 -	36.926	23.893	1:00.819 (2)	71.50	1.482	12:59:56.012
10 -	35.647	23.690	59.337 (1)	73.28		13:00:55.349

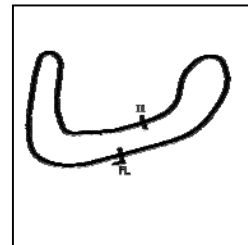
Weather / Track : Cloudy / Dry

Brands Hatch Indy
Circuit Length = 1.2079 miles
Start: 12:50 Flag 13:00 End: 13:01

BMCRC - MRO Championships 2018 - Rnd 1 @ Brands Hatch Indy

BMCRC Thunderbike Sport & BMCRC Rookie Minitwins

RACE 3 - SECTOR ANALYSIS



SECTOR 1 = FL to I1, SECTOR 2 = I1 to FL, DIFF = Difference To Personal Best Lap, P = Crossed Finish Line in Pit Lane, D = Time Disallowed

P18 43		Daniel BARFORD		Suzuki SV650 - Aspire racing		
IDEAL LAP TIME : 1:00.294		BEST LAP TIME : 1:01.127		DIFFERENCE : 0.833		
LAP	SECTOR 1	SECTOR 2	LAP TIME	MPH	DIFF	TIME OF DAY
1 -		24.958	1:11.313	60.97	10.186	12:51:39.088
2 -	37.842	24.334	1:02.176	69.94	1.049	12:52:41.264
3 -	37.236	23.891	1:01.127 (1)	71.14		12:53:42.391
4 -	37.368	25.470	1:02.838	69.20	1.711	12:54:45.229
5 -	38.296	24.889	1:03.185	68.82	2.058	12:55:48.414
6 -	37.326	24.888	1:02.214	69.89	1.087	12:56:50.628
7 -	37.815	24.808	1:02.623	69.44	1.496	12:57:53.251
8 -	37.105	24.709	1:01.814	70.34	0.687	12:58:55.065
9 -	37.413	24.239	1:01.652 (3)	70.53	0.525	12:59:56.717
10 -	36.403	24.842	1:01.245 (2)	71.00	0.118	13:00:57.962

P19 5		William YOUNG		Yamaha R6 -		
IDEAL LAP TIME : 59.594		BEST LAP TIME : 59.594		DIFFERENCE : 0.000		
LAP	SECTOR 1	SECTOR 2	LAP TIME	MPH	DIFF	TIME OF DAY
1 -		26.444	1:14.418	58.43	14.824	12:51:42.193
2 -	40.321	25.968	1:06.289	65.60	6.695	12:52:48.482
3 -	39.457	25.383	1:04.840	67.06	5.246	12:53:53.322
4 -	38.301	25.068	1:03.369	68.62	3.775	12:54:56.691
5 -	37.872	24.705	1:02.577	69.49	2.983	12:55:59.268
6 -	37.639	24.614	1:02.253	69.85	2.659	12:57:01.521
7 -	37.479	24.681	1:02.160	69.95	2.566	12:58:03.681
8 -	36.799	23.751	1:00.550 (3)	71.81	0.956	12:59:04.231
9 -	36.367	23.934	1:00.301 (2)	72.11	0.707	13:00:04.532
10 -	35.899	23.695	59.594 (1)	72.97		13:01:04.126

P20 131 RMT		Christopher EVANS		Suzuki -		
IDEAL LAP TIME : 1:02.088		BEST LAP TIME : 1:02.088		DIFFERENCE : 0.000		
LAP	SECTOR 1	SECTOR 2	LAP TIME	MPH	DIFF	TIME OF DAY
1 -		24.892	1:10.330	61.83	8.242	12:51:38.105
2 -	39.685	24.600	1:04.285	67.64	2.197	12:52:42.390
3 -	38.209	24.748	1:02.957	69.07	0.869	12:53:45.347
4 -	38.035	24.592	1:02.627	69.43	0.539	12:54:47.974
5 -	38.939	24.412	1:03.351	68.64	1.263	12:55:51.325
6 -	37.851	24.237	1:02.088 (1)	70.03		12:56:53.413
7 -	38.251	24.386	1:02.637	69.42	0.549	12:57:56.050
8 -	38.036	24.448	1:02.484 (2)	69.59	0.396	12:58:58.534
9 -	38.190	25.042	1:03.232	68.77	1.144	13:00:01.766
10 -	38.088	24.528	1:02.616 (3)	69.44	0.528	13:01:04.382

P21 45 R		John FORTEY		Suzuki GSXR 600 - House of Gain Gym		
IDEAL LAP TIME : 58.799		BEST LAP TIME : 59.429		DIFFERENCE : 0.630		
LAP	SECTOR 1	SECTOR 2	LAP TIME	MPH	DIFF	TIME OF DAY
1 -		26.977	1:17.474	56.12	18.045	12:51:45.249
2 -	41.056	25.011	1:06.067	65.82	6.638	12:52:51.316
3 -	38.682	25.150	1:03.832	68.12	4.403	12:53:55.148
4 -	37.373	24.586	1:01.959	70.18	2.530	12:54:57.107
5 -	37.752	24.552	1:02.304	69.79	2.875	12:55:59.411
6 -	37.799	24.679	1:02.478	69.60	3.049	12:57:01.889
7 -	37.394	24.498	1:01.892	70.26	2.463	12:58:03.781
8 -	35.550	24.625	1:00.175 (2)	72.26	0.746	12:59:03.956
9 -	36.180	23.249	59.429 (1)	73.17		13:00:03.385
10 -	37.790	23.891	1:01.681 (3)	70.50	2.252	13:01:05.066

P22 143		Robert DAVIE		Suzuki SV650 -		
IDEAL LAP TIME : 1:00.217		BEST LAP TIME : 1:00.217		DIFFERENCE : 0.000		
LAP	SECTOR 1	SECTOR 2	LAP TIME	MPH	DIFF	TIME OF DAY

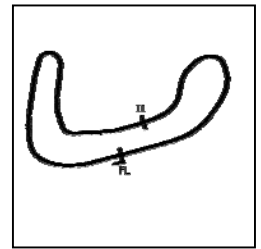
Weather / Track : Cloudy / Dry

Brands Hatch Indy
Circuit Length = 1.2079 miles
Start: 12:50 Flag 13:00 End: 13:01

BMCRC - MRO Championships 2018 - Rnd 1 @ Brands Hatch Indy

BMCRC Thunderbike Sport & BMCRC Rookie Minitwins

RACE 3 - SECTOR ANALYSIS



SECTOR 1 = FL to I1, SECTOR 2 = I1 to FL, DIFF = Difference To Personal Best Lap, P = Crossed Finish Line in Pit Lane, D = Time Disallowed

1 -		25.104	1:17.122	56.38	16.905	12:51:44.897
2 -	39.117	25.304	1:04.421	67.50	4.204	12:52:49.318
3 -	39.172	24.784	1:03.956	67.99	3.739	12:53:53.274
4 -	37.024	24.958	1:01.982	70.15	1.765	12:54:55.256
5 -	36.213	24.004	1:00.217 (1)	72.21		12:55:55.473
6 -	36.722	24.809	1:01.531 (3)	70.67	1.314	12:56:57.004
7 -	37.822	24.611	1:02.433	69.65	2.216	12:57:59.437
8 -	37.117	24.243	1:01.360 (2)	70.87	1.143	12:59:00.797
9 -	37.465	24.697	1:02.162	69.95	1.945	13:00:02.959
10 -	37.605	24.531	1:02.136	69.98	1.919	13:01:05.095

P23 145 RMT Stuart JARVIS			Suzuki - Streetwork Solutions			
IDEAL LAP TIME : 1:01.253		BEST LAP TIME : 1:01.470	DIFFERENCE : 0.217			
LAP	SECTOR 1	SECTOR 2	LAP TIME	MPH	DIFF	TIME OF DAY
1 -		26.716	1:16.689	56.70	15.219	12:51:44.464
2 -	38.464	25.861	1:04.325	67.60	2.855	12:52:48.789
3 -	37.289	24.973	1:02.262	69.84	0.792	12:53:51.051
4 -	37.646	24.304	1:01.950 (2)	70.19	0.480	12:54:53.001
5 -	36.949	24.521	1:01.470 (1)	70.74		12:55:54.471
6 -	37.068	24.896	1:01.964 (3)	70.17	0.494	12:56:56.435
7 -	38.075	25.007	1:03.082	68.93	1.612	12:57:59.517
8 -	37.899	25.327	1:03.226	68.77	1.756	12:59:02.743
9 -	37.447	24.650	1:02.097	70.02	0.627	13:00:04.840
10 -	37.362	24.637	1:01.999	70.13	0.529	13:01:06.839

P24 44 RMT Tony PARKER			Suzuki - Emerald Elevators			
IDEAL LAP TIME : 1:02.753		BEST LAP TIME : 1:03.028	DIFFERENCE : 0.275			
LAP	SECTOR 1	SECTOR 2	LAP TIME	MPH	DIFF	TIME OF DAY
1 -		25.980	1:13.364	59.27	10.336	12:51:41.139
2 -	39.366	25.839	1:05.205	66.69	2.177	12:52:46.344
3 -	39.466	25.563	1:05.029	66.87	2.001	12:53:51.373
4 -	38.707	25.531	1:04.238	67.69	1.210	12:54:55.611
5 -	38.326	25.078	1:03.404 (2)	68.58	0.376	12:55:59.015
6 -	38.073	24.955	1:03.028 (1)	68.99		12:57:02.043
7 -	38.093	27.031	1:05.124	66.77	2.096	12:58:07.167
8 -	38.667	25.187	1:03.854 (3)	68.10	0.826	12:59:11.021
9 -	37.798	26.972	1:04.770	67.13	1.742	13:00:15.791

P25 93 R William GILLMAN			Honda CBR600F W -			
IDEAL LAP TIME : 1:02.210		BEST LAP TIME : 1:02.478	DIFFERENCE : 0.268			
LAP	SECTOR 1	SECTOR 2	LAP TIME	MPH	DIFF	TIME OF DAY
1 -		27.070	1:19.653	54.59	17.175	12:51:47.428
2 -	40.424	25.670	1:06.094	65.79	3.616	12:52:53.522
3 -	39.029	24.840	1:03.869	68.08	1.391	12:53:57.391
4 -	38.415	24.915	1:03.330	68.66	0.852	12:55:00.721
5 -	38.863	24.812	1:03.675	68.29	1.197	12:56:04.396
6 -	38.052	25.142	1:03.194 (2)	68.81	0.716	12:57:07.590
7 -	38.292	24.911	1:03.203 (3)	68.80	0.725	12:58:10.793
8 -	38.206	24.272	1:02.478 (1)	69.60		12:59:13.271
9 -	37.938	25.533	1:03.471	68.51	0.993	13:00:16.742

P26 181 RMT Robert FRANKLIN			Suzuki - RCF GARDENS			
IDEAL LAP TIME : 1:02.152		BEST LAP TIME : 1:02.985	DIFFERENCE : 0.833			
LAP	SECTOR 1	SECTOR 2	LAP TIME	MPH	DIFF	TIME OF DAY
1 -		26.218	1:14.860	58.08	11.875	12:51:42.635
2 -	40.145	26.331	1:06.476	65.41	3.491	12:52:49.111
3 -	39.085	25.864	1:04.949	66.95	1.964	12:53:54.060
4 -	38.199	24.786	1:02.985 (1)	69.04		12:54:57.045
5 -	38.603	24.675	1:03.278 (3)	68.72	0.293	12:56:00.323
6 -	37.477	25.555	1:03.032 (2)	68.99	0.047	12:57:03.355

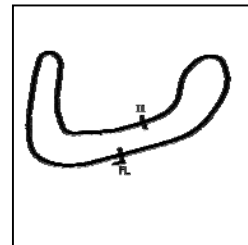
Weather / Track : Cloudy / Dry

Brands Hatch Indy
Circuit Length = 1.2079 miles
Start: 12:50 Flag 13:00 End: 13:01

BMCRC - MRO Championships 2018 - Rnd 1 @ Brands Hatch Indy

BMCRC Thunderbike Sport & BMCRC Rookie Minitwins

RACE 3 - SECTOR ANALYSIS



SECTOR 1 = FL to I1, SECTOR 2 = I1 to FL, DIFF = Difference To Personal Best Lap, P = Crossed Finish Line in Pit Lane, D = Time Disallowed

7 -	38.925	27.893	1:06.818	65.08	3.833	12:58:10.173
8 -	38.085	25.297	1:03.382	68.60	0.397	12:59:13.555
9 -	38.681	25.213	1:03.894	68.05	0.909	13:00:17.449

P27 73		Vincent LEWIN		Suzuki SV650 - CADMATIC REARSETS			
IDEAL LAP TIME : 1:02.153		BEST LAP TIME : 1:02.670		DIFFERENCE : 0.517			
LAP	SECTOR 1	SECTOR 2	LAP TIME	MPH	DIFF	TIME OF DAY	
1 -		28.924	1:24.524	51.44	21.854	12:51:52.299	
2 -	39.464	26.255	1:05.719	66.16	3.049	12:52:58.018	
3 -	40.532	26.234	1:06.766	65.13	4.096	12:54:04.784	
4 -	38.296	25.303	1:03.599	68.37	0.929	12:55:08.383	
5 -	39.136	25.371	1:04.507	67.41	1.837	12:56:12.890	
6 -	37.362	25.392	1:02.754 (2)	69.29	0.084	12:57:15.644	
7 -	37.988	24.791	1:02.779 (3)	69.26	0.109	12:58:18.423	
8 -	37.704	25.936	1:03.640	68.33	0.970	12:59:22.063	
9 -	37.712	24.958	1:02.670 (1)	69.38		13:00:24.733	

P28 37 R		Ricky WOODS		Suzuki GSXR 600 - Tyres and Auto Care - Poole			
IDEAL LAP TIME : 1:04.631		BEST LAP TIME : 1:04.783		DIFFERENCE : 0.152			
LAP	SECTOR 1	SECTOR 2	LAP TIME	MPH	DIFF	TIME OF DAY	
1 -		28.649	1:20.897	53.75	16.114	12:51:48.672	
2 -	40.091	26.490	1:06.581	65.31	1.798	12:52:55.253	
3 -	39.732	26.484	1:06.216	65.67	1.433	12:54:01.469	
4 -	40.615	26.047	1:06.662	65.23	1.879	12:55:08.131	
5 -	38.869	26.473	1:05.342	66.55	0.559	12:56:13.473	
6 -	39.512	25.833	1:05.345	66.54	0.562	12:57:18.818	
7 -	39.267	25.976	1:05.243 (3)	66.65	0.460	12:58:24.061	
8 -	38.798	25.985	1:04.783 (1)	67.12		12:59:28.844	
9 -	38.932	26.050	1:04.982 (2)	66.92	0.199	13:00:33.826	

P29 196 R		Emma PETERSON		Yamaha R6 - Rst Concept store-Helmet City Chichester. Fisher			
IDEAL LAP TIME : 1:04.184		BEST LAP TIME : 1:04.184		DIFFERENCE : 0.000			
LAP	SECTOR 1	SECTOR 2	LAP TIME	MPH	DIFF	TIME OF DAY	
1 -		26.902	1:21.426	53.40	17.242	12:51:49.201	
2 -	40.780	25.239	1:06.019	65.86	1.835	12:52:55.220	
3 -	40.351	25.612	1:05.963	65.92	1.779	12:54:01.183	
4 -	40.747	25.070	1:05.817	66.07	1.633	12:55:07.000	
5 -	39.171	25.013	1:04.184 (1)	67.75		12:56:11.184	
6 -	41.579	25.435	1:07.014	64.89	2.830	12:57:18.198	
7 -	39.608	25.203	1:04.811 (3)	67.09	0.627	12:58:23.009	
8 -	39.193	25.122	1:04.315 (2)	67.61	0.131	12:59:27.324	
9 -	39.889	26.648	1:06.537	65.35	2.353	13:00:33.861	

P30 289 RMT		Philip HORNE		Suzuki -			
IDEAL LAP TIME : 1:03.787		BEST LAP TIME : 1:04.050		DIFFERENCE : 0.263			
LAP	SECTOR 1	SECTOR 2	LAP TIME	MPH	DIFF	TIME OF DAY	
1 -		27.919	1:21.642	53.26	17.592	12:51:49.417	
2 -	42.154	26.301	1:08.455	63.52	4.405	12:52:57.872	
3 -	39.803	25.254	1:05.057 (3)	66.84	1.007	12:54:02.929	
4 -	39.487	26.570	1:06.057	65.83	2.007	12:55:08.986	
5 -	40.533	25.954	1:06.487	65.40	2.437	12:56:15.473	
6 -	38.533	25.517	1:04.050 (1)	67.89		12:57:19.523	
7 -	39.307	26.046	1:05.353	66.54	1.303	12:58:24.876	
8 -	38.863	25.875	1:04.738 (2)	67.17	0.688	12:59:29.614	
9 -	39.259	25.979	1:05.238	66.65	1.188	13:00:34.852	

P31 9 RMT		Andrew WATSON		Suzuki -			
IDEAL LAP TIME : 1:04.756		BEST LAP TIME : 1:04.830		DIFFERENCE : 0.074			
LAP	SECTOR 1	SECTOR 2	LAP TIME	MPH	DIFF	TIME OF DAY	

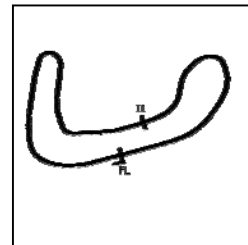
Weather / Track : Cloudy / Dry

Brands Hatch Indy
Circuit Length = 1.2079 miles
Start: 12:50 Flag 13:00 End: 13:01

BMCRC - MRO Championships 2018 - Rnd 1 @ Brands Hatch Indy

BMCRC Thunderbike Sport & BMCRC Rookie Minitwins

RACE 3 - SECTOR ANALYSIS



SECTOR 1 = FL to I1, SECTOR 2 = I1 to FL, DIFF = Difference To Personal Best Lap, P = Crossed Finish Line in Pit Lane, D = Time Disallowed

1 -		28.774		1:20.729	53.86	15.899	12:51:48.504
2 -	39.949	26.339		1:06.288	65.60	1.458	12:52:54.792
3 -	39.779	26.669		1:06.448	65.44	1.618	12:54:01.240
4 -	39.653	26.161		1:05.814	66.07	0.984	12:55:07.054
5 -	39.457	26.072		1:05.529 (3)	66.36	0.699	12:56:12.583
6 -	39.208	25.622		1:04.830 (1)	67.07		12:57:17.413
7 -	39.728	26.059		1:05.787	66.10	0.957	12:58:23.200
8 -	39.473	25.548		1:05.021 (2)	66.87	0.191	12:59:28.221
9 -	39.233	27.492		1:06.725	65.17	1.895	13:00:34.946

P32 18 RMT Alex LANSDELL			Suzuki -			
IDEAL LAP TIME : 1:06.185		BEST LAP TIME : 1:06.547		DIFFERENCE : 0.362		
LAP	SECTOR 1	SECTOR 2	LAP TIME	MPH	DIFF	TIME OF DAY
1 -		26.589	1:17.966	55.77	11.419	12:51:45.741
2 -	41.294	26.417	1:07.711	64.22	1.164	12:52:53.452
3 -	40.646	26.699	1:07.345	64.57	0.798	12:54:00.797
4 -	40.827	26.016	1:06.843 (2)	65.05	0.296	12:55:07.640
5 -	41.385	26.286	1:07.671	64.26	1.124	12:56:15.311
6 -	40.902	26.720	1:07.622	64.30	1.075	12:57:22.933
7 -	40.524	26.642	1:07.166 (3)	64.74	0.619	12:58:30.099
8 -	40.870	26.446	1:07.316	64.59	0.769	12:59:37.415
9 -	40.169	26.378	1:06.547 (1)	65.34		13:00:43.962

P33 0 RMT Luke STANLEY			Suzuki - MOREMOTO			
IDEAL LAP TIME : 1:04.840		BEST LAP TIME : 1:05.153		DIFFERENCE : 0.313		
LAP	SECTOR 1	SECTOR 2	LAP TIME	MPH	DIFF	TIME OF DAY
1 -		27.798	1:21.141	53.59	15.988	12:51:48.916
2 -	42.403	26.289	1:08.692	63.30	3.539	12:52:57.608
3 -	40.845	26.138	1:06.983	64.92	1.830	12:54:04.591
4 -	40.578	25.720	1:06.298 (3)	65.59	1.145	12:55:10.889
5 -	41.783	25.826	1:07.609	64.31	2.456	12:56:18.498
6 -	41.955	26.282	1:08.237	63.72	3.084	12:57:26.735
7 -	42.782	25.741	1:08.523	63.46	3.370	12:58:35.258
8 -	39.749	25.535	1:05.284 (2)	66.61	0.131	12:59:40.542
9 -	40.062	25.091	1:05.153 (1)	66.74		13:00:45.695

P34 182 RMT Kyle PHILLIPS			Suzuki - Chief Safety Consultancy			
IDEAL LAP TIME : 1:04.532		BEST LAP TIME : 1:04.686		DIFFERENCE : 0.154		
LAP	SECTOR 1	SECTOR 2	LAP TIME	MPH	DIFF	TIME OF DAY
1 -		29.231	1:24.609	51.39	19.923	12:51:52.384
2 -	41.865	27.300	1:09.165	62.87	4.479	12:53:01.549
3 -	42.297	27.785	1:10.082	62.05	5.396	12:54:11.631
4 -	41.932	27.368	1:09.300	62.75	4.614	12:55:20.931
5 -	41.160	26.322	1:07.482	64.44	2.796	12:56:28.413
6 -	41.070	26.746	1:07.816	64.12	3.130	12:57:36.229
7 -	40.403	26.172	1:06.575 (3)	65.31	1.889	12:58:42.804
8 -	38.944	25.742	1:04.686 (1)	67.22		12:59:47.490
9 -	38.790	26.487	1:05.277 (2)	66.61	0.591	13:00:52.767

P35 102 R James TEGG			Honda CBR600F3 -			
IDEAL LAP TIME : 1:10.796		BEST LAP TIME : 1:11.086		DIFFERENCE : 0.290		
LAP	SECTOR 1	SECTOR 2	LAP TIME	MPH	DIFF	TIME OF DAY
1 -		30.384	1:24.853	51.24	13.767	12:51:52.628
2 -	43.072	29.949	1:13.021	59.55	1.935	12:53:05.649
3 -	43.019	28.953	1:11.972 (2)	60.42	0.886	12:54:17.621
4 -	43.084	28.002	1:11.086 (1)	61.17		12:55:28.707
5 -	43.268	28.883	1:12.151	60.27	1.065	12:56:40.858
6 -	43.974	28.521	1:12.495	59.98	1.409	12:57:53.353
7 -	43.342	29.076	1:12.418	60.04	1.332	12:59:05.771
8 -	42.794	29.242	1:12.036 (3)	60.36	0.950	13:00:17.807

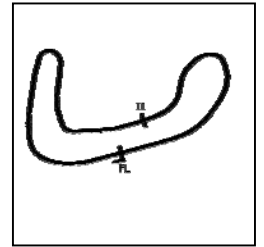
Weather / Track : Cloudy / Dry

Brands Hatch Indy
Circuit Length = 1.2079 miles
Start: 12:50 Flag 13:00 End: 13:01

BMCRC - MRO Championships 2018 - Rnd 1 @ Brands Hatch Indy

BMCRC Thunderbike Sport & BMCRC Rookie Minitwins

RACE 3 - SECTOR ANALYSIS



SECTOR 1 = FL to I1, SECTOR 2 = I1 to FL, DIFF = Difference To Personal Best Lap, P = Crossed Finish Line in Pit Lane, D = Time Disallowed

P36 147 R		Matthew MAY		Kawasaki ZXR400 - Margaret		
IDEAL LAP TIME : 1:12.353		BEST LAP TIME : 1:12.353		DIFFERENCE : 0.000		
LAP	SECTOR 1	SECTOR 2	LAP TIME	MPH	DIFF	TIME OF DAY
1 -		29.088	1:25.524	50.84	13.171	12:51:53.299
2 -	44.293	29.664	1:13.957	58.79	1.604	12:53:07.256
3 -	44.450	28.853	1:13.303 (2)	59.32	0.950	12:54:20.559
4 -	45.404	28.996	1:14.400	58.44	2.047	12:55:34.959
5 -	46.323	31.798	1:18.121	55.66	5.768	12:56:53.080
6 -	46.803	29.168	1:15.971	57.24	3.618	12:58:09.051
7 -	44.744	28.885	1:13.629 (3)	59.06	1.276	12:59:22.680
8 -	43.910	28.443	1:12.353 (1)	60.10		13:00:35.033

P37 22 R		Richard MAY		Honda CBR600F3 - Tilehurst Glass Racing		
IDEAL LAP TIME : 58.420		BEST LAP TIME : 58.420		DIFFERENCE : 0.000		
LAP	SECTOR 1	SECTOR 2	LAP TIME	MPH	DIFF	TIME OF DAY
1 -		24.877	1:13.011	59.56	14.591	12:51:40.786
2 -	37.549	24.201	1:01.750	70.42	3.330	12:52:42.536
3 -	36.511	23.123	59.634 (3)	72.92	1.214	12:53:42.170
4 -	35.404	23.016	58.420 (1)	74.43		12:54:40.590
5 -	35.770	23.099	58.869 (2)	73.86	0.449	12:55:39.459

P38 66		Mark SMITH		Yamaha R6 - MHP EXHAUSTS		
IDEAL LAP TIME : 1:04.341		BEST LAP TIME : 1:04.341		DIFFERENCE : 0.000		
LAP	SECTOR 1	SECTOR 2	LAP TIME	MPH	DIFF	TIME OF DAY
1 -		26.907	1:16.746	56.66	12.405	12:51:44.521
2 -	40.393	25.484	1:05.877 (3)	66.01	1.536	12:52:50.398
3 -	38.950	25.391	1:04.341 (1)	67.58		12:53:54.739
4 -	39.256	25.432	1:04.688 (2)	67.22	0.347	12:54:59.427

BMCRC - MRO Championships 2018 - Rnd 1 @ Brands Hatch Indy

BMCRC Thunderbike Sport & BMCRC Rookie Minitwins

RACE 3 - BEST SECTORS

SECTOR 1				SECTOR 2				IDEAL / BEST COMPARISON				
POS	NO	NAME	TIME	NO	NAME	TIME	POS	NO	NAME	IDEAL	BEST	DIFF
									PERFECT LAP	55.486		
1	198	TOPPING	33.405	198	TOPPING	22.081	1	198	TOPPING	55.486	56.204	0.718
2	90	WATSON	33.818	6	HOLDEN	22.262	2	90	WATSON	56.384	56.841	0.457
3	81	MAY	34.147	81	MAY	22.420	3	6	HOLDEN	56.509	56.509	0.000
4	6	HOLDEN	34.247	90	WATSON	22.566	4	81	MAY	56.567	56.567	0.000
5	166	CASWELL	34.792	166	CASWELL	22.838	5	166	CASWELL	57.630	58.054	0.424
6	50	ROBSON	35.195	65	SOILLEUX	22.856	6	65	SOILLEUX	58.118	58.170	0.052
7	65	SOILLEUX	35.262	666	BEASLEY	22.922	7	666	BEASLEY	58.419	58.741	0.322
8	22	MAY	35.404	22	MAY	23.016	8	22	MAY	58.420	58.420	0.000
9	666	BEASLEY	35.497	42	MILLER	23.181	9	50	ROBSON	58.567	58.915	0.348
10	47	WATSON	35.514	45	FORTEY	23.249	10	42	MILLER	58.760	59.423	0.663
11	45	FORTEY	35.550	84	BRANCO	23.372	11	45	FORTEY	58.799	59.429	0.630
12	42	MILLER	35.579	50	ROBSON	23.372	12	47	WATSON	58.942	59.160	0.218
13	72	MILLER	35.647	47	WATSON	23.428	13	137	CRAWT	59.271	59.271	0.000
14	137	CRAWT	35.650	89	JONES	23.589	14	72	MILLER	59.337	59.337	0.000
15	92	GROVE	35.837	137	CRAWT	23.621	15	84	BRANCO	59.378	59.378	0.000
16	5	YOUNG	35.899	72	MILLER	23.690	16	92	GROVE	59.593	59.913	0.320
17	84	BRANCO	36.006	5	YOUNG	23.695	17	5	YOUNG	59.594	59.594	0.000
18	143	DAVIE	36.213	92	GROVE	23.756	18	89	JONES	59.908	59.908	0.000
19	89	JONES	36.319	43	BARFORD	23.891	19	143	DAVIE	1:00.217	1:00.217	0.000
20	43	BARFORD	36.403	143	DAVIE	24.004	20	43	BARFORD	1:00.294	1:01.127	0.833
21	59	RIDGWELL	36.760	59	RIDGWELL	24.043	21	59	RIDGWELL	1:00.803	1:00.803	0.000
22	145	JARVIS	36.949	131	EVANS	24.237	22	145	JARVIS	1:01.253	1:01.470	0.217
23	73	LEWIN	37.362	93	GILLMAN	24.272	23	131	EVANS	1:02.088	1:02.088	0.000
24	181	FRANKLIN	37.477	145	JARVIS	24.304	24	181	FRANKLIN	1:02.152	1:02.985	0.833
25	44	PARKER	37.798	181	FRANKLIN	24.675	25	73	LEWIN	1:02.153	1:02.670	0.517
26	131	EVANS	37.851	73	LEWIN	24.791	26	93	GILLMAN	1:02.210	1:02.478	0.268
27	93	GILLMAN	37.938	44	PARKER	24.955	27	44	PARKER	1:02.753	1:03.028	0.275
28	289	HORNE	38.533	196	PETERSON	25.013	28	289	HORNE	1:03.787	1:04.050	0.263
29	182	PHILLIPS	38.790	0	STANLEY	25.091	29	196	PETERSON	1:04.184	1:04.184	0.000
30	37	WOODS	38.798	289	HORNE	25.254	30	66	SMITH	1:04.341	1:04.341	0.000
31	66	SMITH	38.950	66	SMITH	25.391	31	182	PHILLIPS	1:04.532	1:04.686	0.154
32	196	PETERSON	39.171	9	WATSON	25.548	32	37	WOODS	1:04.631	1:04.783	0.152
33	9	WATSON	39.208	182	PHILLIPS	25.742	33	9	WATSON	1:04.756	1:04.830	0.074
34	0	STANLEY	39.749	37	WOODS	25.833	34	0	STANLEY	1:04.840	1:05.153	0.313
35	18	LANSDELL	40.169	18	LANSDELL	26.016	35	18	LANSDELL	1:06.185	1:06.547	0.362
36	102	TEGG	42.794	102	TEGG	28.002	36	102	TEGG	1:10.796	1:11.086	0.290
37	147	MAY	43.910	147	MAY	28.443	37	147	MAY	1:12.353	1:12.353	0.000
38							38	75	MAY		58.493	

Weather / Track : Cloudy / Dry

Results can be found at www.tsl-timing.com

Brands Hatch Indy
 Circuit Length = 1.2079 miles
 Start: 12:50 Flag 13:00 End: 13:01

Printed - 13:05 Saturday, 10 March 2018

BMCRC - MRO Championships 2018 - Rnd 1 @ Brands Hatch Indy



BMCRC Thunderbike Sport & BMCRC Rookie Minitwins

RACE 13 - GRID (10 Laps)

ROW 14	42		41		40	155 Richard HARRIS	
ROW 13		39	64 Lee COLLINS	38	147 Matthew MAY	37	102 James TEGG
ROW 12	36	18 Alex LANSDELL	35	0 Luke STANLEY	34	9 Andrew WATSON	
ROW 11		33	37 Ricky WOODS	32	182 Kyle PHILLIPS	31	66 Mark SMITH
ROW 10	30	196 Emma PETERSON	29	289 Philip HORNE	28	44 Tony PARKER	
ROW 9		27	181 Robert FRANKLIN	26	73 Vincent LEWIN	25	93 William GILLMAN
ROW 8	24	131 Christopher EVANS	23	145 Stuart JARVIS	22	43 Daniel BARFORD	
ROW 7		21	59 Benn RIDGWELL	20	143 Robert DAVIE	19	92 Duncan GROVE
ROW 6	18	89 Zi JONES	17	5 William YOUNG	16	45 John FORTEY	
ROW 5		15	42 Scott MILLER	14	84 Ricardo BRANCO	13	72 Kevin MILLER
ROW 4	12	137 Charlie CRAWT	11	47 Thomas WATSON	10	50 Paul ROBSON	
ROW 3		9	666 Shane BEASLEY	8	75 Stewart MAY	7	22 Richard MAY
ROW 2	6	65 Ian SOILLEUX	5	166 James CASWELL	4	90 Edward WATSON	
ROW 1		3	81 Malvern MAY	2	6 Paul HOLDEN	1	198 Steven TOPPING

Pole

Brands Hatch Indy
Circuit Length = 1.2079 miles

These results are provisional until the conclusion of any judicial and technical matters.

Clerk Of Course :	Timekeeper :
-------------------	--------------

Results can be found at www.tsl-timing.com

Printed - 13:11 Saturday, 10 March 2018



BMCRC - MRO Championships 2018 - Rnd 1 @ Brands Hatch Indy

BMCRC Thunderbike Sport & BMCRC Rookie Minitwins

RACE 13 - CLASSIFICATION

POS	NO	CL	PIC NAME	ENTRY	LAPS	TIME	GAP	DIFF	MPH	BEST	ON
1	6		1 Paul HOLDEN	Yamaha MT07 - MOREMOTO RACING	10	9:09.311			79.16	53.729	10
2	81		2 Malvern MAY	Ducati 749 -	10	9:10.838	1.527	1.527	78.94	53.287	4
3	198		3 Steven TOPPING	Yamaha R6 -	10	9:12.214	2.903	1.376	78.74	53.884	3
4	75		4 Stewart MAY	Honda CBR600F3 - Tilehurst Glass Racing	10	9:20.822	11.511	8.608	77.53	54.122	5
5	90		5 Edward WATSON	Suzuki SV650 - TEA Time Racing & Motorsportdays	10	9:23.190	13.879	2.368	77.21	54.848	10
6	84		6 Ricardo BRANCO	Suzuki SV650 - IMP Racing	10	9:28.960	19.649	5.770	76.43	55.739	5
7	47		7 Thomas WATSON	Yamaha R6 - Motorsportdays.com TEA Time Racing	10	9:30.913	21.602	1.953	76.16	55.568	10
8	50		8 Paul ROBSON	Suzuki SV650 -	10	9:31.622	22.311	0.709	76.07	55.799	6
9	22	R	1 Richard MAY	Honda CBR600F3 - Tilehurst Glass Racing	10	9:32.154	22.843	0.532	76.00	55.085	10
10	65		9 Ian SOILLEUX	Suzuki SV650 - Soltech (Southwest)	10	9:37.115	27.804	4.961	75.35	56.125	6
11	666	R	2 Shane BEASLEY	Kawasaki ZX6R -	10	9:47.683	38.372	10.568	73.99	57.316	8
12	92		10 Duncan GROVE	Yamaha R6 -	10	9:53.382	44.071	5.699	73.28	57.937	7
13	73		11 Vincent LEWIN	Suzuki SV650 - CADMATIC REARSETS	10	9:55.573	46.262	2.191	73.01	56.310	8
14	5	R	3 William YOUNG	Yamaha R6 -	10	9:57.677	48.366	2.104	72.75	57.013	10
15	42	R	4 Scott MILLER	Yamaha R6 -	10	9:58.943	49.632	1.266	72.60	58.688	7
16	137	RMT	1 Charlie CRAWT	Suzuki - Pass Bike Motorcycle Training Ltd	10	10:06.302	56.991	7.359	71.72	59.005	7
17	66		12 Mark SMITH	Yamaha R6 - MHP EXHAUSTS	10	10:06.675	57.364	0.373	71.67	58.530	7
18	45	R	5 John FORTEY	Suzuki GSXR 600 - House of Gain Gym	10	10:06.878	57.567	0.203	71.65	58.976	7
19	89	RMT	2 Zi JONES	Suzuki -	10	10:07.501	58.190	0.623	71.58	58.497	7
20	72		13 Kevin MILLER	Suzuki SV650RR - Mechanical Air Supplies Ltd	10	10:07.807	58.496	0.306	71.54	58.883	7
21	43		14 Daniel BARFORD	Suzuki SV650 - Aspire racing	9	9:14.483	1 Lap	1 Lap	70.58	58.790	6
22	145	RMT	3 Stuart JARVIS	Suzuki - Streetwork Solutions	9	9:17.555	1 Lap	3.072	70.19	59.657	9
23	131	RMT	4 Christopher EVANS	Suzuki -	9	9:20.491	1 Lap	2.936	69.82	1:00.625	5
24	93	R	6 William GILLMAN	Honda CBR600F W -	9	9:20.915	1 Lap	0.424	69.77	59.455	9
25	9	RMT	5 Andrew WATSON	Suzuki -	9	9:20.929	1 Lap	0.014	69.77	59.687	8
26	59	RMT	6 Benn RIDGWELL	Suzuki -	9	9:21.132	1 Lap	0.203	69.74	1:00.133	5
27	37	R	7 Ricky WOODS	Suzuki GSXR 600 - Tyres and Auto Care - Poole	9	9:38.081	1 Lap	16.949	67.70	1:01.568	7
28	289	RMT	7 Philip HORNE	Suzuki -	9	9:42.274	1 Lap	4.193	67.21	1:02.234	5
29	196	R	8 Emma PETERSON	Yamaha R6 - Rst Concept store-Helmet City Chiche	9	9:47.130	1 Lap	4.856	66.65	1:02.124	8
30	0	RMT	8 Luke STANLEY	Suzuki - MOREMOTO	9	9:48.200	1 Lap	1.070	66.53	1:02.782	8
31	182	RMT	9 Kyle PHILLIPS	Suzuki - Chief Safety Consultancy	9	9:48.552	1 Lap	0.352	66.49	1:02.245	8
32	18	RMT	10 Alex LANSDALL	Suzuki -	9	10:02.740	1 Lap	14.188	64.93	1:04.929	3
33	181	RMT	11 Robert FRANKLIN	Suzuki - RCF GARDENS	9	10:07.733	1 Lap	4.993	64.39	1:03.932	5
34	102	R	9 James TEGG	Honda CBR600F3 -	8	9:10.748	2 Laps	1 Lap	63.16	1:06.391	6
35	147	R	10 Matthew MAY	Kawasaki ZXR400 - Margaret	8	9:53.725	2 Laps	42.977	58.59	1:11.700	5

FASTEST LAP

81		Malvern MAY	Ducati 749 -	4	53.287	81.60 mph	131.33 kph
22	R	Richard MAY	Honda CBR600F3 - Tilehurst Glass Racing	10	55.085	78.94 mph	127.04 kph
89	RMT	Zi JONES	Suzuki -	7	58.497	74.33 mph	119.63 kph

Class - 92.5% of Race Speed = 73.22 mph
 Class R - 92.5% of Race Speed = 70.30 mph
 Class RMT - 92.5% of Race Speed = 66.34 mph

Brands Hatch Indy
 Circuit Length = 1.2079 miles
 Start: 16:14 Flag 16:23 End: 16:24

Weather / Track : Cloudy / Dry

These results are provisional until the conclusion of any judicial and technical matters.

Clerk Of Course :	Timekeeper :
-------------------	--------------

Results can be found at www.tsl-timing.com

Printed - 16:25 Saturday, 10 March 2018



BMCRC - MRO Championships 2018 - Rnd 1 @ Brands Hatch Indy

BMCRC Thunderbike Sport & BMCRC Rookie Minitwins

RACE 13 - LAP CHART

137	51.106	59.999
45	51.159	59.689
66	52.492	58.858
89	52.833	58.819
72	52.897	1:00.214

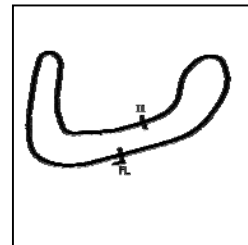
LAP 10	@ 16:23:37.702	
NO	BEHIND	LAP TIME

6		53.729
102	2 Laps	1:07.727
81	1.527	53.803
198	2.903	55.124
43	1 Lap	59.709
145	1 Lap	59.657
131	1 Lap	1:00.653
75	11.511	55.074
93	1 Lap	59.455
9	1 Lap	1:00.409
59	1 Lap	1:00.894
90	13.879	54.848
84	19.649	56.272
47	21.602	55.568
50	22.311	56.193
22	22.843	55.085
65	27.804	56.926
37	1 Lap	1:02.609
289	1 Lap	1:02.267
196	1 Lap	1:03.454
666	38.372	58.330
0	1 Lap	1:04.659
182	1 Lap	1:03.627
92	44.071	58.035
147	2 Laps	1:12.155
73	46.262	56.433
5	48.366	57.013
42	49.632	58.776
18	1 Lap	1:06.288
137	56.991	59.614
66	57.364	58.601
45	57.567	1:00.137
89	58.190	59.086
181	1 Lap	1:06.163
72	58.496	59.328

BMCRC - MRO Championships 2018 - Rnd 1 @ Brands Hatch Indy

BMCRC Thunderbike Sport & BMCRC Rookie Minitwins

RACE 13 - SECTOR ANALYSIS



SECTOR 1 = FL to I1, SECTOR 2 = I1 to FL, DIFF = Difference To Personal Best Lap, P = Crossed Finish Line in Pit Lane, D = Time Disallowed

P1 6		Paul HOLDEN		Yamaha MT07 - MOREMOTO RACING		
IDEAL LAP TIME : 53.668		BEST LAP TIME : 53.729		DIFFERENCE : 0.061		
LAP	SECTOR 1	SECTOR 2	LAP TIME	MPH	DIFF	TIME OF DAY
1 -		21.444	59.893	72.60	6.164	16:15:28.284
2 -	32.476	21.580	54.056 (3)	80.44	0.327	16:16:22.340
3 -	32.357	21.622	53.979 (2)	80.56	0.250	16:17:16.319
4 -	32.769	21.352	54.121	80.34	0.392	16:18:10.440
5 -	33.101	21.740	54.841	79.29	1.112	16:19:05.281
6 -	33.101	21.582	54.683	79.52	0.954	16:19:59.964
7 -	33.408	21.411	54.819	79.32	1.090	16:20:54.783
8 -	32.975	21.518	54.493	79.80	0.764	16:21:49.276
9 -	33.075	21.622	54.697	79.50	0.968	16:22:43.973
10 -	32.316	21.413	53.729 (1)	80.93		16:23:37.702

P2 81		Malvern MAY		Ducati 749 -		
IDEAL LAP TIME : 53.264		BEST LAP TIME : 53.287		DIFFERENCE : 0.023		
LAP	SECTOR 1	SECTOR 2	LAP TIME	MPH	DIFF	TIME OF DAY
1 -		21.649	1:01.019	71.26	7.732	16:15:29.410
2 -	32.971	21.409	54.380	79.96	1.093	16:16:23.790
3 -	32.382	21.150	53.532 (2)	81.23	0.245	16:17:17.322
4 -	32.114	21.173	53.287 (1)	81.60		16:18:10.609
5 -	33.159	22.341	55.500	78.35	2.213	16:19:06.109
6 -	33.314	22.655	55.969	77.69	2.682	16:20:02.078
7 -	33.175	21.257	54.432	79.89	1.145	16:20:56.510
8 -	32.487	21.327	53.814	80.80	0.527	16:21:50.324
9 -	32.916	22.186	55.102	78.91	1.815	16:22:45.426
10 -	32.531	21.272	53.803 (3)	80.82	0.516	16:23:39.229

P3 198		Steven TOPPING		Yamaha R6 -		
IDEAL LAP TIME : 53.332		BEST LAP TIME : 53.884		DIFFERENCE : 0.552		
LAP	SECTOR 1	SECTOR 2	LAP TIME	MPH	DIFF	TIME OF DAY
1 -		21.737	59.513	73.06	5.629	16:15:27.904
2 -	32.594	21.524	54.118 (2)	80.35	0.234	16:16:22.022
3 -	32.194	21.690	53.884 (1)	80.70		16:17:15.906
4 -	32.530	21.653	54.183 (3)	80.25	0.299	16:18:10.089
5 -	33.364	21.929	55.293	78.64	1.409	16:19:05.382
6 -	33.262	21.990	55.252	78.70	1.368	16:20:00.634
7 -	33.254	21.138	54.392	79.94	0.508	16:20:55.026
8 -	33.332	21.324	54.656	79.56	0.772	16:21:49.682
9 -	33.248	22.551	55.799	77.93	1.915	16:22:45.481
10 -	33.132	21.992	55.124	78.88	1.240	16:23:40.605

P4 75		Stewart MAY		Honda CBR600F3 - Tilehurst Glass Racing		
IDEAL LAP TIME : 54.016		BEST LAP TIME : 54.122		DIFFERENCE : 0.106		
LAP	SECTOR 1	SECTOR 2	LAP TIME	MPH	DIFF	TIME OF DAY
1 -		22.426	1:03.725	68.23	9.603	16:15:32.116
2 -	33.865	21.770	55.635	78.16	1.513	16:16:27.751
3 -	33.012	22.141	55.153	78.84	1.031	16:17:22.904
4 -	33.780	22.076	55.856	77.85	1.734	16:18:18.760
5 -	32.631	21.491	54.122 (1)	80.34		16:19:12.882
6 -	33.595	21.611	55.206	78.77	1.084	16:20:08.088
7 -	34.151	22.014	56.165	77.42	2.043	16:21:04.253
8 -	32.997	21.385	54.382 (2)	79.96	0.260	16:21:58.635
9 -	33.742	21.762	55.504	78.34	1.382	16:22:54.139
10 -	33.255	21.819	55.074 (3)	78.95	0.952	16:23:49.213

P5 90		Edward WATSON		Suzuki SV650 - TEA Time Racing & Motorsportdays.com		
IDEAL LAP TIME : 54.848		BEST LAP TIME : 54.848		DIFFERENCE : 0.000		
LAP	SECTOR 1	SECTOR 2	LAP TIME	MPH	DIFF	TIME OF DAY

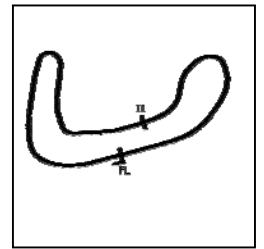
Weather / Track : Cloudy / Dry

Brands Hatch Indy
Circuit Length = 1.2079 miles
Start: 16:14 Flag 16:23 End: 16:24

BMCRC - MRO Championships 2018 - Rnd 1 @ Brands Hatch Indy

BMCRC Thunderbike Sport & BMCRC Rookie Minitwins

RACE 13 - SECTOR ANALYSIS



SECTOR 1 = FL to I1, SECTOR 2 = I1 to FL, DIFF = Difference To Personal Best Lap, P = Crossed Finish Line in Pit Lane, D = Time Disallowed

1 -		22.597	1:02.354	69.73	7.506	16:15:30.745
2 -	33.785	22.146	55.931	77.74	1.083	16:16:26.676
3 -	33.547	22.822	56.369	77.14	1.521	16:17:23.045
4 -	33.664	22.883	56.547	76.90	1.699	16:18:19.592
5 -	32.949	22.338	55.287	78.65	0.439	16:19:14.879
6 -	33.621	21.930	55.551	78.28	0.703	16:20:10.430
7 -	33.199	23.055	56.254	77.30	1.406	16:21:06.684
8 -	32.965	22.001	54.966 (2)	79.11	0.118	16:22:01.650
9 -	33.100	21.983	55.083 (3)	78.94	0.235	16:22:56.733
10 -	32.930	21.918	54.848 (1)	79.28		16:23:51.581

P6 84		Ricardo BRANCO		Suzuki SV650 - IMP Racing			
IDEAL LAP TIME : 55.516		BEST LAP TIME : 55.739		DIFFERENCE : 0.223			
LAP	SECTOR 1	SECTOR 2	LAP TIME	MPH	DIFF	TIME OF DAY	
1 -		22.287	1:02.017	70.11	6.278	16:15:30.408	
2 -	33.751	22.288	56.039 (3)	77.59	0.300	16:16:26.447	
3 -	33.555	22.829	56.384	77.12	0.645	16:17:22.831	
4 -	33.597	22.521	56.118	77.49	0.379	16:18:18.949	
5 -	33.356	22.383	55.739 (1)	78.01		16:19:14.688	
6 -	34.126	22.545	56.671	76.73	0.932	16:20:11.359	
7 -	34.348	22.160	56.508	76.95	0.769	16:21:07.867	
8 -	34.897	22.420	57.317	75.86	1.578	16:22:05.184	
9 -	33.656	22.239	55.895 (2)	77.79	0.156	16:23:01.079	
10 -	33.994	22.278	56.272	77.27	0.533	16:23:57.351	

P7 47		Thomas WATSON		Yamaha R6 - Motorsportdays.com TEA Time Racing			
IDEAL LAP TIME : 54.979		BEST LAP TIME : 55.568		DIFFERENCE : 0.589			
LAP	SECTOR 1	SECTOR 2	LAP TIME	MPH	DIFF	TIME OF DAY	
1 -		22.649	1:04.388	67.53	8.820	16:15:32.779	
2 -	34.333	22.765	57.098	76.16	1.530	16:16:29.877	
3 -	34.589	22.533	57.122	76.12	1.554	16:17:26.999	
4 -	33.775	22.386	56.161	77.43	0.593	16:18:23.160	
5 -	33.817	22.425	56.242	77.31	0.674	16:19:19.402	
6 -	33.908	23.052	56.960	76.34	1.392	16:20:16.362	
7 -	33.351	22.333	55.684 (2)	78.09	0.116	16:21:12.046	
8 -	33.520	22.266	55.786 (3)	77.95	0.218	16:22:07.832	
9 -	33.239	22.665	55.904	77.78	0.336	16:23:03.736	
10 -	33.828	21.740	55.568 (1)	78.25		16:23:59.304	

P8 50		Paul ROBSON		Suzuki SV650 -			
IDEAL LAP TIME : 55.278		BEST LAP TIME : 55.799		DIFFERENCE : 0.521			
LAP	SECTOR 1	SECTOR 2	LAP TIME	MPH	DIFF	TIME OF DAY	
1 -		22.333	1:03.076	68.94	7.277	16:15:31.467	
2 -	34.117	22.145	56.262	77.29	0.463	16:16:27.729	
3 -	33.296	22.640	55.936 (3)	77.74	0.137	16:17:23.665	
4 -	33.966	22.421	56.387	77.12	0.588	16:18:20.052	
5 -	33.835	21.982	55.817 (2)	77.90	0.018	16:19:15.869	
6 -	33.657	22.142	55.799 (1)	77.93		16:20:11.668	
7 -	34.570	22.574	57.144	76.09	1.345	16:21:08.812	
8 -	34.409	22.343	56.752	76.62	0.953	16:22:05.564	
9 -	34.364	23.892	58.256	74.64	2.457	16:23:03.820	
10 -	33.952	22.241	56.193	77.38	0.394	16:24:00.013	

P9 22 R		Richard MAY		Honda CBR600F3 - Tilehurst Glass Racing			
IDEAL LAP TIME : 55.085		BEST LAP TIME : 55.085		DIFFERENCE : 0.000			
LAP	SECTOR 1	SECTOR 2	LAP TIME	MPH	DIFF	TIME OF DAY	
1 -		22.920	1:03.914	68.03	8.829	16:15:32.305	
2 -	34.622	22.893	57.515	75.60	2.430	16:16:29.820	
3 -	34.366	22.829	57.195	76.03	2.110	16:17:27.015	
4 -	34.709	22.454	57.163	76.07	2.078	16:18:24.178	

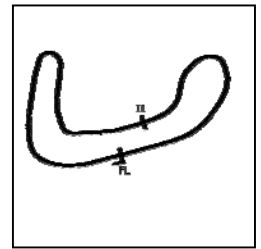
Weather / Track : Cloudy / Dry

Brands Hatch Indy
Circuit Length = 1.2079 miles
Start: 16:14 Flag 16:23 End: 16:24

BMCRC - MRO Championships 2018 - Rnd 1 @ Brands Hatch Indy

BMCRC Thunderbike Sport & BMCRC Rookie Minitwins

RACE 13 - SECTOR ANALYSIS



SECTOR 1 = FL to I1, SECTOR 2 = I1 to FL, DIFF = Difference To Personal Best Lap, P = Crossed Finish Line in Pit Lane, D = Time Disallowed

5 -	34.132	22.114	56.246	77.31	1.161	16:19:20.424
6 -	33.873	22.347	56.220	77.34	1.135	16:20:16.644
7 -	33.620	22.223	55.843 (2)	77.87	0.758	16:21:12.487
8 -	33.899	22.957	56.856	76.48	1.771	16:22:09.343
9 -	33.692	22.425	56.117 (3)	77.49	1.032	16:23:05.460
10 -	33.441	21.644	55.085 (1)	78.94		16:24:00.545

P10	65	Ian SOILLEUX	Suzuki SV650 - Soltech (Southwest)
IDEAL LAP TIME : 56.047		BEST LAP TIME : 56.125	DIFFERENCE : 0.078

LAP	SECTOR 1	SECTOR 2	LAP TIME	MPH	DIFF	TIME OF DAY
1 -		22.943	1:06.162	65.72	10.037	16:15:34.553
2 -	34.593	22.258	56.851	76.49	0.726	16:16:31.404
3 -	34.203	22.307	56.510 (3)	76.95	0.385	16:17:27.914
4 -	34.385	22.245	56.630	76.78	0.505	16:18:24.544
5 -	34.981	22.268	57.249	75.95	1.124	16:19:21.793
6 -	34.136	21.989	56.125 (1)	77.48		16:20:17.918
7 -	34.317	22.337	56.654	76.75	0.529	16:21:14.572
8 -	34.532	21.911	56.443 (2)	77.04	0.318	16:22:11.015
9 -	35.143	22.422	57.565	75.54	1.440	16:23:08.580
10 -	34.396	22.530	56.926	76.39	0.801	16:24:05.506

P11	666 R	Shane BEASLEY	Kawasaki ZX6R -
IDEAL LAP TIME : 56.931		BEST LAP TIME : 57.316	DIFFERENCE : 0.385

LAP	SECTOR 1	SECTOR 2	LAP TIME	MPH	DIFF	TIME OF DAY
1 -		23.483	1:07.308	64.60	9.992	16:15:35.699
2 -	35.439	23.397	58.836	73.91	1.520	16:16:34.535
3 -	34.929	22.461	57.390	75.77	0.074	16:17:31.925
4 -	35.023	22.425	57.448	75.69	0.132	16:18:29.373
5 -	35.911	22.848	58.759	74.00	1.443	16:19:28.132
6 -	35.038	22.551	57.589	75.51	0.273	16:20:25.721
7 -	34.591	22.780	57.371 (3)	75.79	0.055	16:21:23.092
8 -	34.976	22.340	57.316 (1)	75.87		16:22:20.408
9 -	34.710	22.626	57.336 (2)	75.84	0.020	16:23:17.744
10 -	34.962	23.368	58.330	74.55	1.014	16:24:16.074

P12	92	Duncan GROVE	Yamaha R6 -
IDEAL LAP TIME : 57.829		BEST LAP TIME : 57.937	DIFFERENCE : 0.108

LAP	SECTOR 1	SECTOR 2	LAP TIME	MPH	DIFF	TIME OF DAY
1 -		23.399	1:06.107	65.78	8.170	16:15:34.498
2 -	35.560	23.117	58.677	74.11	0.740	16:16:33.175
3 -	35.390	23.176	58.566	74.25	0.629	16:17:31.741
4 -	35.820	23.049	58.869	73.86	0.932	16:18:30.610
5 -	35.550	22.900	58.450	74.39	0.513	16:19:29.060
6 -	35.283	22.712	57.995 (2)	74.98	0.058	16:20:27.055
7 -	35.117	22.820	57.937 (1)	75.05		16:21:24.992
8 -	36.279	22.804	59.083	73.60	1.146	16:22:24.075
9 -	36.157	23.506	59.663	72.88	1.726	16:23:23.738
10 -	35.207	22.828	58.035 (3)	74.93	0.098	16:24:21.773

P13	73	Vincent LEWIN	Suzuki SV650 - CADMATIC REARSETS
IDEAL LAP TIME : 56.302		BEST LAP TIME : 56.310	DIFFERENCE : 0.008

LAP	SECTOR 1	SECTOR 2	LAP TIME	MPH	DIFF	TIME OF DAY
1 -		24.598	1:13.151	59.44	16.841	16:15:41.542
2 -	36.964	24.188	1:01.152	71.11	4.842	16:16:42.694
3 -	36.410	23.907	1:00.317	72.09	4.007	16:17:43.011
4 -	35.918	22.984	58.902	73.82	2.592	16:18:41.913
5 -	34.284	22.703	56.987	76.30	0.677	16:19:38.900
6 -	35.727	22.749	58.476	74.36	2.166	16:20:37.376
7 -	34.481	22.588	57.069	76.19	0.759	16:21:34.445
8 -	33.815	22.495	56.310 (1)	77.22		16:22:30.755

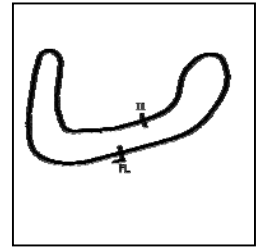
Weather / Track : Cloudy / Dry

Brands Hatch Indy
Circuit Length = 1.2079 miles
Start: 16:14 Flag 16:23 End: 16:24

BMCRC - MRO Championships 2018 - Rnd 1 @ Brands Hatch Indy

BMCRC Thunderbike Sport & BMCRC Rookie Minitwins

RACE 13 - SECTOR ANALYSIS



SECTOR 1 = FL to I1, SECTOR 2 = I1 to FL, DIFF = Difference To Personal Best Lap, P = Crossed Finish Line in Pit Lane, D = Time Disallowed

9 -	34.225	22.551	56.776 (3)	76.59	0.466	16:23:27.531
10 -	33.946	22.487	56.433 (2)	77.05	0.123	16:24:23.964

P14	5 R	William YOUNG	Yamaha R6 -			
IDEAL LAP TIME : 57.013		BEST LAP TIME : 57.013		DIFFERENCE : 0.000		
LAP	SECTOR 1	SECTOR 2	LAP TIME	MPH	DIFF	TIME OF DAY
1 -		24.065	1:09.261	62.78	12.248	16:15:37.652
2 -	36.808	23.717	1:00.525	71.84	3.512	16:16:38.177
3 -	36.425	23.346	59.771	72.75	2.758	16:17:37.948
4 -	36.075	23.448	59.523	73.05	2.510	16:18:37.471
5 -	35.697	23.306	59.003	73.70	1.990	16:19:36.474
6 -	35.373	23.090	58.463	74.38	1.450	16:20:34.937
7 -	35.013	22.769	57.782 (3)	75.25	0.769	16:21:32.719
8 -	34.882	22.811	57.693 (2)	75.37	0.680	16:22:30.412
9 -	35.883	22.760	58.643	74.15	1.630	16:23:29.055
10 -	34.420	22.593	57.013 (1)	76.27		16:24:26.068

P15	42 R	Scott MILLER	Yamaha R6 -			
IDEAL LAP TIME : 58.253		BEST LAP TIME : 58.688		DIFFERENCE : 0.435		
LAP	SECTOR 1	SECTOR 2	LAP TIME	MPH	DIFF	TIME OF DAY
1 -		23.877	1:08.715	63.28	10.027	16:15:37.106
2 -	35.944	23.145	59.089	73.59	0.401	16:16:36.195
3 -	35.644	23.132	58.776 (2)	73.98	0.088	16:17:34.971
4 -	35.865	22.924	58.789	73.96	0.101	16:18:33.760
5 -	35.796	23.230	59.026	73.67	0.338	16:19:32.786
6 -	35.891	23.020	58.911	73.81	0.223	16:20:31.697
7 -	35.486	23.202	58.688 (1)	74.09		16:21:30.385
8 -	35.531	23.673	59.204	73.45	0.516	16:22:29.589
9 -	35.872	23.097	58.969	73.74	0.281	16:23:28.558
10 -	36.009	22.767	58.776 (2)	73.98	0.088	16:24:27.334

P16	137 RMT	Charlie CRAWT	Suzuki - Pass Bike Motorcycle Training Ltd			
IDEAL LAP TIME : 58.883		BEST LAP TIME : 59.005		DIFFERENCE : 0.122		
LAP	SECTOR 1	SECTOR 2	LAP TIME	MPH	DIFF	TIME OF DAY
1 -		24.499	1:08.770	63.23	9.765	16:15:37.161
2 -	36.506	23.664	1:00.170	72.27	1.165	16:16:37.331
3 -	36.245	23.638	59.883	72.61	0.878	16:17:37.214
4 -	36.536	23.653	1:00.189	72.24	1.184	16:18:37.403
5 -	36.376	23.899	1:00.275	72.14	1.270	16:19:37.678
6 -	36.080	23.159	59.239 (3)	73.40	0.234	16:20:36.917
7 -	35.866	23.139	59.005 (1)	73.69		16:21:35.922
8 -	35.882	23.276	59.158 (2)	73.50	0.153	16:22:35.080
9 -	36.500	23.499	59.999	72.47	0.994	16:23:35.079
10 -	35.744	23.870	59.614	72.94	0.609	16:24:34.693

P17	66	Mark SMITH	Yamaha R6 - MHP EXHAUSTS			
IDEAL LAP TIME : 58.275		BEST LAP TIME : 58.530		DIFFERENCE : 0.255		
LAP	SECTOR 1	SECTOR 2	LAP TIME	MPH	DIFF	TIME OF DAY
1 -		24.663	1:11.505	60.81	12.975	16:15:39.896
2 -	37.426	24.015	1:01.441	70.77	2.911	16:16:41.337
3 -	36.786	24.687	1:01.473	70.74	2.943	16:17:42.810
4 -	35.451	23.455	58.906	73.82	0.376	16:18:41.716
5 -	35.712	23.337	59.049	73.64	0.519	16:19:40.765
6 -	36.319	23.303	59.622	72.93	1.092	16:20:40.387
7 -	35.378	23.152	58.530 (1)	74.29		16:21:38.917
8 -	35.481	23.209	58.690 (3)	74.09	0.160	16:22:37.607
9 -	35.123	23.735	58.858	73.88	0.328	16:23:36.465
10 -	35.319	23.282	58.601 (2)	74.20	0.071	16:24:35.066

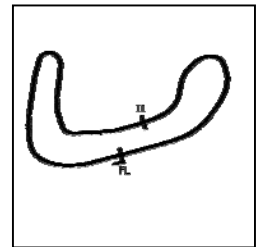
Weather / Track : Cloudy / Dry

Brands Hatch Indy
Circuit Length = 1.2079 miles
Start: 16:14 Flag 16:23 End: 16:24

BMCRC - MRO Championships 2018 - Rnd 1 @ Brands Hatch Indy

BMCRC Thunderbike Sport & BMCRC Rookie Minitwins

RACE 13 - SECTOR ANALYSIS



SECTOR 1 = FL to I1, SECTOR 2 = I1 to FL, DIFF = Difference To Personal Best Lap, P = Crossed Finish Line in Pit Lane, D = Time Disallowed

P18 45 R		John FORTEY		Suzuki GSXR 600 - House of Gain Gym		
IDEAL LAP TIME : 58.672		BEST LAP TIME : 58.976		DIFFERENCE : 0.304		
LAP	SECTOR 1	SECTOR 2	LAP TIME	MPH	DIFF	TIME OF DAY
1 -		24.523	1:10.412	61.75	11.436	16:15:38.803
2 -	37.628	23.290	1:00.918	71.38	1.942	16:16:39.721
3 -	36.375	23.047	59.422	73.18	0.446	16:17:39.143
4 -	36.347	23.200	59.547	73.02	0.571	16:18:38.690
5 -	36.581	22.860	59.441	73.15	0.465	16:19:38.131
6 -	36.282	22.866	59.148 (2)	73.52	0.172	16:20:37.279
7 -	36.146	22.830	58.976 (1)	73.73		16:21:36.255
8 -	35.842	23.346	59.188 (3)	73.47	0.212	16:22:35.443
9 -	36.400	23.289	59.689	72.85	0.713	16:23:35.132
10 -	36.312	23.825	1:00.137	72.31	1.161	16:24:35.269

P19 89 RMT		Zi JONES		Suzuki -		
IDEAL LAP TIME : 58.196		BEST LAP TIME : 58.497		DIFFERENCE : 0.301		
LAP	SECTOR 1	SECTOR 2	LAP TIME	MPH	DIFF	TIME OF DAY
1 -		24.985	1:12.394	60.06	13.897	16:15:40.785
2 -	37.506	23.586	1:01.092	71.18	2.595	16:16:41.877
3 -	36.628	24.181	1:00.809	71.51	2.312	16:17:42.686
4 -	37.144	23.178	1:00.322	72.08	1.825	16:18:43.008
5 -	35.404	23.168	58.572 (2)	74.24	0.075	16:19:41.580
6 -	35.922	23.325	59.247	73.39	0.750	16:20:40.827
7 -	35.705	22.792	58.497 (1)	74.33		16:21:39.324
8 -	35.480	23.183	58.663 (3)	74.12	0.166	16:22:37.987
9 -	35.441	23.378	58.819	73.93	0.322	16:23:36.806
10 -	35.988	23.098	59.086	73.59	0.589	16:24:35.892

P20 72		Kevin MILLER		Suzuki SV650RR - Mechanical Air Supplies Ltd		
IDEAL LAP TIME : 58.679		BEST LAP TIME : 58.883		DIFFERENCE : 0.204		
LAP	SECTOR 1	SECTOR 2	LAP TIME	MPH	DIFF	TIME OF DAY
1 -		24.232	1:08.566	63.42	9.683	16:15:36.957
2 -	36.173	24.361	1:00.534	71.83	1.651	16:16:37.491
3 -	36.595	23.914	1:00.509	71.86	1.626	16:17:38.000
4 -	36.571	24.064	1:00.635	71.71	1.752	16:18:38.635
5 -	35.849	23.984	59.833	72.67	0.950	16:19:38.468
6 -	36.979	23.366	1:00.345	72.06	1.462	16:20:38.813
7 -	35.450	23.433	58.883 (1)	73.85		16:21:37.696
8 -	35.313	23.647	58.960 (2)	73.75	0.077	16:22:36.656
9 -	35.954	24.260	1:00.214	72.21	1.331	16:23:36.870
10 -	35.645	23.683	59.328 (3)	73.29	0.445	16:24:36.198

P21 43		Daniel BARFORD		Suzuki SV650 - Aspire racing		
IDEAL LAP TIME : 58.684		BEST LAP TIME : 58.790		DIFFERENCE : 0.106		
LAP	SECTOR 1	SECTOR 2	LAP TIME	MPH	DIFF	TIME OF DAY
1 -		25.651	1:14.688	58.22	15.898	16:15:43.079
2 -	36.622	24.266	1:00.888	71.41	2.098	16:16:43.967
3 -	36.391	24.017	1:00.408	71.98	1.618	16:17:44.375
4 -	36.653	24.208	1:00.861	71.45	2.071	16:18:45.236
5 -	35.841	23.439	59.280 (2)	73.35	0.490	16:19:44.516
6 -	35.245	23.545	58.790 (1)	73.96		16:20:43.306
7 -	35.713	24.124	59.837	72.67	1.047	16:21:43.143
8 -	36.114	23.908	1:00.022	72.45	1.232	16:22:43.165
9 -	36.071	23.638	59.709 (3)	72.82	0.919	16:23:42.874

P22 145 RMT		Stuart JARVIS		Suzuki - Streetwork Solutions		
IDEAL LAP TIME : 59.473		BEST LAP TIME : 59.657		DIFFERENCE : 0.184		
LAP	SECTOR 1	SECTOR 2	LAP TIME	MPH	DIFF	TIME OF DAY
1 -		25.339	1:12.314	60.13	12.657	16:15:40.705

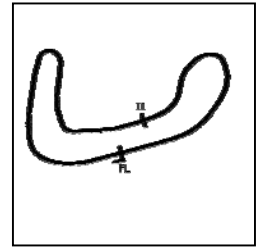
Weather / Track : Cloudy / Dry

Brands Hatch Indy
Circuit Length = 1.2079 miles
Start: 16:14 Flag 16:23 End: 16:24

BMCRC - MRO Championships 2018 - Rnd 1 @ Brands Hatch Indy

BMCRC Thunderbike Sport & BMCRC Rookie Minitwins

RACE 13 - SECTOR ANALYSIS



SECTOR 1 = FL to I1, SECTOR 2 = I1 to FL, DIFF = Difference To Personal Best Lap, P = Crossed Finish Line in Pit Lane, D = Time Disallowed

2 -	37.747	24.609	1:02.356	69.73	2.699	16:16:43.061
3 -	36.600	24.455	1:01.055	71.22	1.398	16:17:44.116
4 -	37.398	24.318	1:01.716	70.46	2.059	16:18:45.832
5 -	36.879	23.502	1:00.381	72.01	0.724	16:19:46.213
6 -	36.181	23.976	1:00.157	72.28	0.500	16:20:46.370
7 -	36.327	23.772	1:00.099 (3)	72.35	0.442	16:21:46.469
8 -	36.219	23.601	59.820 (2)	72.69	0.163	16:22:46.289
9 -	35.971	23.686	59.657 (1)	72.89		16:23:45.946

P23 131 RMT Christopher EVANS			Suzuki -			
IDEAL LAP TIME : 1:00.141		BEST LAP TIME : 1:00.625		DIFFERENCE : 0.484		
LAP	SECTOR 1	SECTOR 2	LAP TIME	MPH	DIFF	TIME OF DAY
1 -		24.813	1:11.407	60.89	10.782	16:15:39.798
2 -	37.782	23.707	1:01.489	70.72	0.864	16:16:41.287
3 -	37.334	24.311	1:01.645	70.54	1.020	16:17:42.932
4 -	37.701	23.959	1:01.660	70.52	1.035	16:18:44.592
5 -	37.066	23.559	1:00.625 (1)	71.72		16:19:45.217
6 -	36.694	24.051	1:00.745	71.58	0.120	16:20:45.962
7 -	37.645	23.994	1:01.639	70.54	1.014	16:21:47.601
8 -	36.729	23.899	1:00.628 (2)	71.72	0.003	16:22:48.229
9 -	36.582	24.071	1:00.653 (3)	71.69	0.028	16:23:48.882

P24 93 R William GILLMAN			Honda CBR600F W -			
IDEAL LAP TIME : 59.455		BEST LAP TIME : 59.455		DIFFERENCE : 0.000		
LAP	SECTOR 1	SECTOR 2	LAP TIME	MPH	DIFF	TIME OF DAY
1 -		24.509	1:10.937	61.30	11.482	16:15:39.328
2 -	37.762	23.695	1:01.457	70.75	2.002	16:16:40.785
3 -	37.146	24.780	1:01.926	70.22	2.471	16:17:42.711
4 -	38.175	23.941	1:02.116	70.00	2.661	16:18:44.827
5 -	37.952	23.856	1:01.808	70.35	2.353	16:19:46.635
6 -	36.544	23.680	1:00.224 (2)	72.20	0.769	16:20:46.859
7 -	38.079	24.383	1:02.462	69.61	3.007	16:21:49.321
8 -	36.803	23.727	1:00.530 (3)	71.84	1.075	16:22:49.851
9 -	36.008	23.447	59.455 (1)	73.14		16:23:49.306

P25 9 RMT Andrew WATSON			Suzuki -			
IDEAL LAP TIME : 59.687		BEST LAP TIME : 59.687		DIFFERENCE : 0.000		
LAP	SECTOR 1	SECTOR 2	LAP TIME	MPH	DIFF	TIME OF DAY
1 -		25.291	1:14.919	58.04	15.232	16:15:43.310
2 -	37.143	24.327	1:01.470	70.74	1.783	16:16:44.780
3 -	37.081	24.669	1:01.750	70.42	2.063	16:17:46.530
4 -	36.795	23.757	1:00.552	71.81	0.865	16:18:47.082
5 -	36.444	24.078	1:00.522	71.85	0.835	16:19:47.604
6 -	36.258	23.710	59.968 (2)	72.51	0.281	16:20:47.572
7 -	37.377	24.275	1:01.652	70.53	1.965	16:21:49.224
8 -	36.122	23.565	59.687 (1)	72.85		16:22:48.911
9 -	36.551	23.858	1:00.409 (3)	71.98	0.722	16:23:49.320

P26 59 RMT Benn RIDGWELL			Suzuki -			
IDEAL LAP TIME : 1:00.026		BEST LAP TIME : 1:00.133		DIFFERENCE : 0.107		
LAP	SECTOR 1	SECTOR 2	LAP TIME	MPH	DIFF	TIME OF DAY
1 -		24.939	1:12.756	59.76	12.623	16:15:41.147
2 -	37.963	24.192	1:02.155	69.96	2.022	16:16:43.302
3 -	36.419	24.473	1:00.892	71.41	0.759	16:17:44.194
4 -	37.390	24.374	1:01.764	70.40	1.631	16:18:45.958
5 -	36.526	23.607	1:00.133 (1)	72.31		16:19:46.091
6 -	36.715	23.934	1:00.649 (3)	71.70	0.516	16:20:46.740
7 -	37.570	23.924	1:01.494	70.71	1.361	16:21:48.234
8 -	36.776	23.619	1:00.395 (2)	72.00	0.262	16:22:48.629
9 -	36.961	23.933	1:00.894	71.41	0.761	16:23:49.523

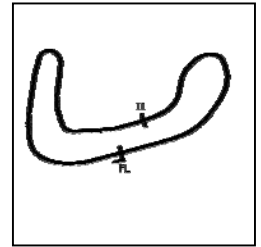
Weather / Track : Cloudy / Dry

Brands Hatch Indy
Circuit Length = 1.2079 miles
Start: 16:14 Flag 16:23 End: 16:24

BMCRC - MRO Championships 2018 - Rnd 1 @ Brands Hatch Indy

BMCRC Thunderbike Sport & BMCRC Rookie Minitwins

RACE 13 - SECTOR ANALYSIS



SECTOR 1 = FL to I1, SECTOR 2 = I1 to FL, DIFF = Difference To Personal Best Lap, P = Crossed Finish Line in Pit Lane, D = Time Disallowed

P27 37 R		Ricky WOODS		Suzuki GSXR 600 - Tyres and Auto Care - Poole			
IDEAL LAP TIME : 1:01.568		BEST LAP TIME : 1:01.568		DIFFERENCE : 0.000			
LAP	SECTOR 1	SECTOR 2	LAP TIME	MPH	DIFF	TIME OF DAY	
1 -		25.945	1:16.160	57.09	14.592	16:15:44.551	
2 -	39.131	25.744	1:04.875	67.03	3.307	16:16:49.426	
3 -	38.963	24.749	1:03.712	68.25	2.144	16:17:53.138	
4 -	37.852	24.218	1:02.070 (2)	70.05	0.502	16:18:55.208	
5 -	37.651	24.632	1:02.283 (3)	69.82	0.715	16:19:57.491	
6 -	37.733	24.684	1:02.417	69.67	0.849	16:20:59.908	
7 -	37.521	24.047	1:01.568 (1)	70.63		16:22:01.476	
8 -	37.947	24.440	1:02.387	69.70	0.819	16:23:03.863	
9 -	37.985	24.624	1:02.609	69.45	1.041	16:24:06.472	

P28 289 RMT		Philip HORNE		Suzuki -			
IDEAL LAP TIME : 1:01.768		BEST LAP TIME : 1:02.234		DIFFERENCE : 0.466			
LAP	SECTOR 1	SECTOR 2	LAP TIME	MPH	DIFF	TIME OF DAY	
1 -		26.494	1:16.229	57.04	13.995	16:15:44.620	
2 -	39.702	25.275	1:04.977	66.92	2.743	16:16:49.597	
3 -	38.274	25.055	1:03.329	68.66	1.095	16:17:52.926	
4 -	39.172	24.440	1:03.612	68.36	1.378	16:18:56.538	
5 -	37.550	24.684	1:02.234 (1)	69.87		16:19:58.772	
6 -	38.260	25.005	1:03.265	68.73	1.031	16:21:02.037	
7 -	38.678	24.769	1:03.447	68.53	1.213	16:22:05.484	
8 -	37.688	25.226	1:02.914 (3)	69.11	0.680	16:23:08.398	
9 -	37.328	24.939	1:02.267 (2)	69.83	0.033	16:24:10.665	

P29 196 R		Emma PETERSON		Yamaha R6 - Rst Concept store-Helmet City Chichester. Fisher			
IDEAL LAP TIME : 1:01.882		BEST LAP TIME : 1:02.124		DIFFERENCE : 0.242			
LAP	SECTOR 1	SECTOR 2	LAP TIME	MPH	DIFF	TIME OF DAY	
1 -		25.715	1:18.365	55.49	16.241	16:15:46.756	
2 -	41.026	25.795	1:06.821	65.07	4.697	16:16:53.577	
3 -	39.521	25.116	1:04.637	67.27	2.513	16:17:58.214	
4 -	37.798	24.645	1:02.443 (2)	69.64	0.319	16:19:00.657	
5 -	38.259	24.490	1:02.749 (3)	69.30	0.625	16:20:03.406	
6 -	38.949	24.463	1:03.412	68.57	1.288	16:21:06.818	
7 -	38.987	24.138	1:03.125	68.88	1.001	16:22:09.943	
8 -	38.040	24.084	1:02.124 (1)	69.99		16:23:12.067	
9 -	38.996	24.458	1:03.454	68.53	1.330	16:24:15.521	

P30 0 RMT		Luke STANLEY		Suzuki - MOREMOTO			
IDEAL LAP TIME : 1:02.782		BEST LAP TIME : 1:02.782		DIFFERENCE : 0.000			
LAP	SECTOR 1	SECTOR 2	LAP TIME	MPH	DIFF	TIME OF DAY	
1 -		25.867	1:16.480	56.85	13.698	16:15:44.871	
2 -	39.800	25.060	1:04.860	67.04	2.078	16:16:49.731	
3 -	39.760	25.130	1:04.890	67.01	2.108	16:17:54.621	
4 -	39.389	25.328	1:04.717	67.19	1.935	16:18:59.338	
5 -	38.777	24.775	1:03.552	68.42	0.770	16:20:02.890	
6 -	38.547	24.545	1:03.092 (2)	68.92	0.310	16:21:05.982	
7 -	38.665	24.503	1:03.168 (3)	68.84	0.386	16:22:09.150	
8 -	38.396	24.386	1:02.782 (1)	69.26		16:23:11.932	
9 -	39.399	25.260	1:04.659	67.25	1.877	16:24:16.591	

P31 182 RMT		Kyle PHILLIPS		Suzuki - Chief Safety Consultancy			
IDEAL LAP TIME : 1:02.245		BEST LAP TIME : 1:02.245		DIFFERENCE : 0.000			
LAP	SECTOR 1	SECTOR 2	LAP TIME	MPH	DIFF	TIME OF DAY	
1 -		26.109	1:14.641	58.25	12.396	16:15:43.032	
2 -	40.427	26.017	1:06.444	65.44	4.199	16:16:49.476	
3 -	39.346	25.887	1:05.233	66.66	2.988	16:17:54.709	
4 -	38.913	25.777	1:04.690	67.22	2.445	16:18:59.399	

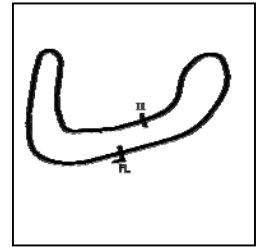
Weather / Track : Cloudy / Dry

Brands Hatch Indy
Circuit Length = 1.2079 miles
Start: 16:14 Flag 16:23 End: 16:24

BMCRC - MRO Championships 2018 - Rnd 1 @ Brands Hatch Indy

BMCRC Thunderbike Sport & BMCRC Rookie Minitwins

RACE 13 - SECTOR ANALYSIS



SECTOR 1 = FL to I1, SECTOR 2 = I1 to FL, DIFF = Difference To Personal Best Lap, P = Crossed Finish Line in Pit Lane, D = Time Disallowed

5 -	38.958	25.200	1:04.158	67.77	1.913	16:20:03.557
6 -	39.127	24.696	1:03.823	68.13	1.578	16:21:07.380
7 -	38.785	24.906	1:03.691 (3)	68.27	1.446	16:22:11.071
8 -	37.680	24.565	1:02.245 (1)	69.86		16:23:13.316
9 -	38.322	25.305	1:03.627 (2)	68.34	1.382	16:24:16.943

P32 18 RMT Alex LANSDSELL			Suzuki -			
IDEAL LAP TIME : 1:04.791		BEST LAP TIME : 1:04.929		DIFFERENCE : 0.138		
LAP	SECTOR 1	SECTOR 2	LAP TIME	MPH	DIFF	TIME OF DAY
1 -		26.165	1:17.221	56.31	12.292	16:15:45.612
2 -	39.814	25.572	1:05.386 (3)	66.50	0.457	16:16:50.998
3 -	39.316	25.613	1:04.929 (1)	66.97		16:17:55.927
4 -	39.219	26.321	1:05.540	66.35	0.611	16:19:01.467
5 -	39.404	25.667	1:05.071 (2)	66.82	0.142	16:20:06.538
6 -	39.900	25.967	1:05.867	66.02	0.938	16:21:12.405
7 -	39.843	26.363	1:06.206	65.68	1.277	16:22:18.611
8 -	39.891	26.341	1:06.232	65.65	1.303	16:23:24.843
9 -	40.045	26.243	1:06.288	65.60	1.359	16:24:31.131

P33 181 RMT Robert FRANKLIN			Suzuki - RCF GARDENS			
IDEAL LAP TIME : 1:03.540		BEST LAP TIME : 1:03.932		DIFFERENCE : 0.392		
LAP	SECTOR 1	SECTOR 2	LAP TIME	MPH	DIFF	TIME OF DAY
1 -		26.870	1:16.599	56.77	12.667	16:15:44.990
2 -	41.083	27.554	1:08.637	63.35	4.705	16:16:53.627
3 -	41.108	27.661	1:08.769	63.23	4.837	16:18:02.396
4 -	40.128	25.935	1:06.063 (3)	65.82	2.131	16:19:08.459
5 -	38.700	25.232	1:03.932 (1)	68.01		16:20:12.391
6 -	38.308	26.082	1:04.390 (2)	67.53	0.458	16:21:16.781
7 -	40.083	26.774	1:06.857	65.04	2.925	16:22:23.638
8 -	39.731	26.592	1:06.323	65.56	2.391	16:23:29.961
9 -	39.590	26.573	1:06.163	65.72	2.231	16:24:36.124

P34 102 R James TEGG			Honda CBR600F3 -			
IDEAL LAP TIME : 1:06.238		BEST LAP TIME : 1:06.391		DIFFERENCE : 0.153		
LAP	SECTOR 1	SECTOR 2	LAP TIME	MPH	DIFF	TIME OF DAY
1 -		27.220	1:19.042	55.01	12.651	16:15:47.433
2 -	41.357	27.235	1:08.592	63.39	2.201	16:16:56.025
3 -	40.855	26.549	1:07.404	64.51	1.013	16:18:03.429
4 -	40.813	26.386	1:07.199 (3)	64.71	0.808	16:19:10.628
5 -	40.885	26.319	1:07.204	64.70	0.813	16:20:17.832
6 -	39.919	26.472	1:06.391 (1)	65.49		16:21:24.223
7 -	40.337	26.852	1:07.189 (2)	64.72	0.798	16:22:31.412
8 -	40.994	26.733	1:07.727	64.20	1.336	16:23:39.139

P35 147 R Matthew MAY			Kawasaki ZXR400 - Margaret			
IDEAL LAP TIME : 1:11.310		BEST LAP TIME : 1:11.700		DIFFERENCE : 0.390		
LAP	SECTOR 1	SECTOR 2	LAP TIME	MPH	DIFF	TIME OF DAY
1 -		28.868	1:24.559	51.42	12.859	16:15:52.950
2 -	46.102	29.413	1:15.515	57.58	3.815	16:17:08.465
3 -	46.055	28.069	1:14.124	58.66	2.424	16:18:22.589
4 -	43.911	27.791	1:11.702 (2)	60.64	0.002	16:19:34.291
5 -	43.823	27.877	1:11.700 (1)	60.64		16:20:45.991
6 -	43.838	28.151	1:11.989	60.40	0.289	16:21:57.980
7 -	43.799	28.182	1:11.981 (3)	60.41	0.281	16:23:09.961
8 -	43.519	28.636	1:12.155	60.26	0.455	16:24:22.116

Weather / Track : Cloudy / Dry

Brands Hatch Indy
Circuit Length = 1.2079 miles
Start: 16:14 Flag 16:23 End: 16:24

BMCRC - MRO Championships 2018 - Rnd 1 @ Brands Hatch Indy

BMCRC Thunderbike Sport & BMCRC Rookie Minitwins

RACE 13 - BEST SECTORS

SECTOR 1			SECTOR 2			IDEAL / BEST COMPARISON						
POS	NO	NAME	TIME	NO	NAME	TIME	POS	NO	NAME	IDEAL	BEST	DIFF
									PERFECT LAP	53.252		
1	81	MAY	32.114	198	TOPPING	21.138	1	81	MAY	53.264	53.287	0.023
2	198	TOPPING	32.194	81	MAY	21.150	2	198	TOPPING	53.332	53.884	0.552
3	6	HOLDEN	32.316	6	HOLDEN	21.352	3	6	HOLDEN	53.668	53.729	0.061
4	75	MAY	32.631	75	MAY	21.385	4	75	MAY	54.016	54.122	0.106
5	90	WATSON	32.930	22	MAY	21.644	5	90	WATSON	54.848	54.848	0.000
6	47	WATSON	33.239	47	WATSON	21.740	6	47	WATSON	54.979	55.568	0.589
7	50	ROBSON	33.296	65	SOILLEUX	21.911	7	22	MAY	55.085	55.085	0.000
8	84	BRANCO	33.356	90	WATSON	21.918	8	50	ROBSON	55.278	55.799	0.521
9	22	MAY	33.441	50	ROBSON	21.982	9	84	BRANCO	55.516	55.739	0.223
10	73	LEWIN	33.815	84	BRANCO	22.160	10	65	SOILLEUX	56.047	56.125	0.078
11	65	SOILLEUX	34.136	666	BEASLEY	22.340	11	73	LEWIN	56.302	56.310	0.008
12	5	YOUNG	34.420	73	LEWIN	22.487	12	666	BEASLEY	56.931	57.316	0.385
13	666	BEASLEY	34.591	5	YOUNG	22.593	13	5	YOUNG	57.013	57.013	0.000
14	92	GROVE	35.117	92	GROVE	22.712	14	92	GROVE	57.829	57.937	0.108
15	66	SMITH	35.123	42	MILLER	22.767	15	89	JONES	58.196	58.497	0.301
16	43	BARFORD	35.245	89	JONES	22.792	16	42	MILLER	58.253	58.688	0.435
17	72	MILLER	35.313	45	FORTEY	22.830	17	66	SMITH	58.275	58.530	0.255
18	89	JONES	35.404	137	CRAWT	23.139	18	45	FORTEY	58.672	58.976	0.304
19	42	MILLER	35.486	66	SMITH	23.152	19	72	MILLER	58.679	58.883	0.204
20	137	CRAWT	35.744	72	MILLER	23.366	20	43	BARFORD	58.684	58.790	0.106
21	45	FORTEY	35.842	43	BARFORD	23.439	21	137	CRAWT	58.883	59.005	0.122
22	145	JARVIS	35.971	93	GILLMAN	23.447	22	93	GILLMAN	59.455	59.455	0.000
23	93	GILLMAN	36.008	145	JARVIS	23.502	23	145	JARVIS	59.473	59.657	0.184
24	9	WATSON	36.122	131	EVANS	23.559	24	9	WATSON	59.687	59.687	0.000
25	59	RIDGWELL	36.419	9	WATSON	23.565	25	59	RIDGWELL	1:00.026	1:00.133	0.107
26	131	EVANS	36.582	59	RIDGWELL	23.607	26	131	EVANS	1:00.141	1:00.625	0.484
27	289	HORNE	37.328	37	WOODS	24.047	27	37	WOODS	1:01.568	1:01.568	0.000
28	37	WOODS	37.521	196	PETERSON	24.084	28	289	HORNE	1:01.768	1:02.234	0.466
29	182	PHILLIPS	37.680	0	STANLEY	24.386	29	196	PETERSON	1:01.882	1:02.124	0.242
30	196	PETERSON	37.798	289	HORNE	24.440	30	182	PHILLIPS	1:02.245	1:02.245	0.000
31	181	FRANKLIN	38.308	182	PHILLIPS	24.565	31	0	STANLEY	1:02.782	1:02.782	0.000
32	0	STANLEY	38.396	181	FRANKLIN	25.232	32	181	FRANKLIN	1:03.540	1:03.932	0.392
33	18	LANSDELL	39.219	18	LANSDELL	25.572	33	18	LANSDELL	1:04.791	1:04.929	0.138
34	102	TEGG	39.919	102	TEGG	26.319	34	102	TEGG	1:06.238	1:06.391	0.153
35	147	MAY	43.519	147	MAY	27.791	35	147	MAY	1:11.310	1:11.700	0.390

Weather / Track : Cloudy / Dry

Results can be found at www.tsl-timing.com

Brands Hatch Indy
Circuit Length = 1.2079 miles
Start: 16:14 Flag 16:23 End: 16:24

Printed - 16:26 Saturday, 10 March 2018

BMCRC - MRO Championships 2018 - Rnd 1 @ Brands Hatch Indy

BMCRC Thunderbike Sport & BMCRC Rookie Minitwins

RACE 3 - GRID (12 Laps)

ROW 14	42		41		40	155 Richard HARRIS	
ROW 13		39	64 Lee COLLINS	38	44 Tony PARKER	37	143 Robert DAVIE
ROW 12	36	166 James CASWELL	35	1:11.700 147 Matthew MAY	34	1:06.391 102 James TEGG	
ROW 11		33	1:04.929 18 Alex LANSDELL	32	1:03.932 181 Robert FRANKLIN	31	1:02.782 0 Luke STANLEY
ROW 10	30	1:02.245 182 Kyle PHILLIPS	29	1:02.234 289 Philip HORNE	28	1:02.124 196 Emma PETERSON	
ROW 9		27	1:01.568 37 Ricky WOODS	26	1:00.625 131 Christopher EVANS	25	1:00.133 59 Benn RIDGWELL
ROW 8	24	59.687 9 Andrew WATSON	23	59.657 145 Stuart JARVIS	22	59.455 93 William GILLMAN	
ROW 7		21	59.005 137 Charlie CRAWT	20	58.976 45 John FORTEY	19	58.883 72 Kevin MILLER
ROW 6	18	58.790 43 Daniel BARFORD	17	58.688 42 Scott MILLER	16	58.530 66 Mark SMITH	
ROW 5		15	58.497 89 Zi JONES	14	57.937 92 Duncan GROVE	13	57.316 666 Shane BEASLEY
ROW 4	12	57.013 5 William YOUNG	11	56.310 73 Vincent LEWIN	10	56.125 65 Ian SOILLEUX	
ROW 3		9	55.799 50 Paul ROBSON	8	55.739 84 Ricardo BRANCO	7	55.568 47 Thomas WATSON
ROW 2	6	55.085 22 Richard MAY	5	54.848 90 Edward WATSON	4	54.122 75 Stewart MAY	
ROW 1		3	53.884 198 Steven TOPPING	2	53.729 6 Paul HOLDEN	1	53.287 81 Malvern MAY

Pole

Brands Hatch Indy
Circuit Length = 1.2079 miles

These results are provisional until the conclusion of any judicial and technical matters.

Clerk Of Course :	Timekeeper :
-------------------	--------------

Results can be found at www.tsl-timing.com

Printed - 16:27 Saturday, 10 March 2018



BMCRC - MRO Championships 2018 - Rnd 1 @ Brands Hatch Indy

BMCRC Thunderbike Sport & BMCRC Rookie Minitwins

RACE 3 - CLASSIFICATION

POS	NO	CL	PIC NAME	ENTRY	LAPS	TIME	GAP	DIFF	MPH	BEST	ON
1	198		1 Steven TOPPING	Yamaha R6 -	12	11:54.726			73.01	58.064	10
2	75		2 Stewart MAY	Honda CBR600F3 - Tilehurst Glass Racing	12	11:54.818	0.092	0.092	73.00	57.642	10
3	6		3 Paul HOLDEN	Yamaha MT07 - MOREMOTO RACING	12	11:58.695	3.969	3.877	72.60	58.941	11
4	81		4 Malvern MAY	Ducati 749 -	12	12:12.804	18.078	14.109	71.21	59.543	8
5	47		5 Thomas WATSON	Yamaha R6 - Motorsportdays.com TEA Time Racing	12	12:14.037	19.311	1.233	71.09	59.163	12
6	50		6 Paul ROBSON	Suzuki SV650 -	12	12:23.866	29.140	9.829	70.15	1:00.139	8
7	84		7 Ricardo BRANCO	Suzuki SV650 - IMP Racing	12	12:24.146	29.420	0.280	70.12	1:00.634	12
8	145	RMT	1 Stuart JARVIS	Suzuki - Streetwork Solutions	12	12:51.210	56.484	27.064	67.66	1:01.011	12
9	137	RMT	2 Charlie CRAWT	Suzuki - Pass Bike Motorcycle Training Ltd	12	12:52.145	57.419	0.935	67.58	1:01.428	12
10	131	RMT	3 Christopher EVANS	Suzuki -	12	12:54.173	59.447	2.028	67.40	1:01.917	12
11	59*	RMT	4 Benn RIDGWELL	Suzuki -	12	13:01.282	1:06.556	7.109	66.79	1:01.267	12
12	166		8 James CASWELL	Kawasaki ZXR750 -	11	11:56.455	1 Lap	1 Lap	66.76	1:02.432	9
13	5	R	1 William YOUNG	Yamaha R6 -	11	11:56.604	1 Lap	0.149	66.75	1:02.388	9
14	42	R	2 Scott MILLER	Yamaha R6 -	11	11:58.448	1 Lap	1.844	66.58	1:02.329	10
15	143		9 Robert DAVIE	Suzuki SV650 -	11	11:58.606	1 Lap	0.158	66.56	1:02.380	10
16	89	RMT	5 Zi JONES	Suzuki -	11	12:02.610	1 Lap	4.004	66.19	1:03.353	11
17	73		10 Vincent LEWIN	Suzuki SV650 - CADMATIC REARSETS	11	12:06.287	1 Lap	3.677	65.86	1:03.149	11
18	9	RMT	6 Andrew WATSON	Suzuki -	11	12:08.596	1 Lap	2.309	65.65	1:02.159	10
19	66		11 Mark SMITH	Yamaha R6 - MHP EXHAUSTS	11	12:10.604	1 Lap	2.008	65.47	1:02.856	11
20	43		12 Daniel BARFORD	Suzuki GSXR 600 - Aspire racing	11	12:11.469	1 Lap	0.865	65.39	1:03.501	11
21	37	R	3 Ricky WOODS	Suzuki GSXR 600 - Tyres and Auto Care - Poole	11	12:12.095	1 Lap	0.626	65.33	1:03.664	8
22	182	RMT	7 Kyle PHILLIPS	Suzuki - Chief Safety Consultancy	11	12:13.275	1 Lap	1.180	65.23	1:03.278	10
23	93	R	4 William GILLMAN	Honda CBR600F W -	11	12:23.981	1 Lap	10.706	64.29	1:04.423	10
24	45*	R	5 John FORTEY	Suzuki GSXR 600 - House of Gain Gym	11	12:43.823	1 Lap	19.842	62.62	1:02.792	11
25	196	R	6 Emma PETERSON	Yamaha R6 - Rst Concept store-Helmet City Chiche	11	12:45.242	1 Lap	1.419	62.50	1:06.877	10
26	18	RMT	8 Alex LANSDALL	Suzuki -	10	11:55.688	2 Laps	1 Lap	60.76	1:08.595	8
27	0	RMT	9 Luke STANLEY	Suzuki - MOREMOTO	10	11:55.933	2 Laps	0.245	60.74	1:08.149	10
28	92		13 Duncan GROVE	Yamaha R6 -	10	11:58.769	2 Laps	2.836	60.50	1:09.933	3

NOT CLASSIFIED

DNF	22	R	Richard MAY	Honda CBR600F3 - Tilehurst Glass Racing	10	10:18.968	2 Laps		70.25	59.372	8
DNF	666	R	Shane BEASLEY	Kawasaki ZX6R -	8	8:17.705	4 Laps	2 Laps	69.89	59.654	8
DNF	90		Edward WATSON	Suzuki SV650 - TEA Time Racing & Motorsportdays	3	3:07.644	9 Laps	5 Laps	69.52	59.447	3
DNF	102	R	James TEGG	Honda CBR600F3 -	2	2:34.385	10 Laps	1 Lap	56.33	1:11.344	2
DNF	289	RMT	Philip HORNE	Suzuki -	2	2:35.033	10 Laps	0.648	56.09	1:11.104	2
DNF	65		Ian SOILLEUX	Suzuki SV650 - Soltech (Southwest)	0						

FASTEST LAP

75			Stewart MAY	Honda CBR600F3 - Tilehurst Glass Racing	10	57.642		75.44 mph	121.41 kph
22	R		Richard MAY	Honda CBR600F3 - Tilehurst Glass Racing	8	59.372		73.24 mph	117.87 kph
145	RMT		Stuart JARVIS	Suzuki - Streetwork Solutions	12	1:01.011		71.27 mph	114.70 kph

No. 45 & 59 - 10 second penalty - yellow flag infringement

Class - 92.5% of Race Speed = 67.53 mph

Class RMT - 92.5% of Race Speed = 62.58 mph

Class R - 92.5% of Race Speed = 61.74 mph

Brands Hatch Indy

Circuit Length = 1.2079 miles

Start: 11:00 Flag 11:12 End: 11:13

Weather / Track : Cloudy / Wet

These results are provisional until the conclusion of any judicial and technical matters.

Clerk Of Course :	Timekeeper :
-------------------	--------------

Results can be found at www.tsl-timing.com

Printed - 11:14 Sunday, 11 March 2018



BMCRC - MRO Championships 2018 - Rnd 1 @ Brands Hatch Indy

BMCRC Thunderbike Sport & BMCRC Rookie Minitwins

RACE 3 - LAP CHART

143 57.999 1:02.380

LAP 11	@ 11:11:47.286
---------------	-----------------------

NO	BEHIND	LAP TIME
198		58.533
75	0.060	58.517
6	3.011	58.941
89	1 Lap	1:04.050
73	1 Lap	1:03.334
9	1 Lap	1:02.159
66	1 Lap	1:03.610
43	1 Lap	1:05.533
37	1 Lap	1:04.289
182	1 Lap	1:03.278
81	15.048	59.796
47	19.022	59.706
93	1 Lap	1:04.423
50	25.949	1:01.101
84	27.660	1:01.026
45	1 Lap	1:04.061
196	1 Lap	1:06.877
59	54.163	1:01.470
145	54.347	1:01.732
137	54.865	1:01.731
131	56.404	1:03.441

LAP 12	@ 11:12:46.160
---------------	-----------------------

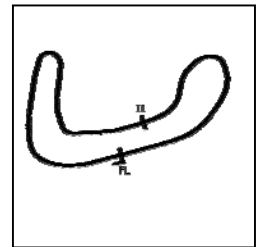
NO	BEHIND	LAP TIME
198		58.874
75	0.092	58.906
18	2 Laps	1:09.888
0	2 Laps	1:08.149
166	1 Lap	1:02.539
5	1 Lap	1:02.451
42	1 Lap	1:03.457
143	1 Lap	1:03.288
6	3.969	59.832
92	2 Laps	1:11.096
89	1 Lap	1:03.353
73	1 Lap	1:03.149
9	1 Lap	1:02.952
66	1 Lap	1:02.856
43	1 Lap	1:03.501
37	1 Lap	1:04.033
81	18.078	1:01.904
182	1 Lap	1:04.890
47	19.311	59.163
50	29.140	1:02.065
93	1 Lap	1:05.330
84	29.420	1:00.634
45	1 Lap	1:02.792
196	1 Lap	1:09.998
145	56.484	1:01.011
59	56.556	1:01.267
137	57.419	1:01.428
131	59.447	1:01.917

Weather / Track : Cloudy / Wet

BMCRC - MRO Championships 2018 - Rnd 1 @ Brands Hatch Indy

BMCRC Thunderbike Sport & BMCRC Rookie Minitwins

RACE 3 - SECTOR ANALYSIS



SECTOR 1 = FL to I1, SECTOR 2 = I1 to FL, DIFF = Difference To Personal Best Lap, P = Crossed Finish Line in Pit Lane, D = Time Disallowed

P1 198		Steven TOPPING		Yamaha R6 -		
IDEAL LAP TIME : 57.673		BEST LAP TIME : 58.064		DIFFERENCE : 0.391		
LAP	SECTOR 1	SECTOR 2	LAP TIME	MPH	DIFF	TIME OF DAY
1 -		23.520	1:05.108	66.79	7.044	11:01:56.542
2 -	35.950	23.264	59.214	73.43	1.150	11:02:55.756
3 -	35.848	23.622	59.470	73.12	1.406	11:03:55.226
4 -	35.860	23.856	59.716	72.82	1.652	11:04:54.942
5 -	36.114	23.853	59.967	72.51	1.903	11:05:54.909
6 -	36.838	23.187	1:00.025	72.44	1.961	11:06:54.934
7 -	35.992	22.989	58.981	73.72	0.917	11:07:53.915
8 -	35.353	22.898	58.251 (2)	74.65	0.187	11:08:52.166
9 -	34.775	23.748	58.523 (3)	74.30	0.459	11:09:50.689
10 -	34.944	23.120	58.064 (1)	74.89		11:10:48.753
11 -	35.539	22.994	58.533	74.29	0.469	11:11:47.286
12 -	35.151	23.723	58.874	73.86	0.810	11:12:46.160

P2 75		Stewart MAY		Honda CBR600F3 - Tilehurst Glass Racing		
IDEAL LAP TIME : 57.606		BEST LAP TIME : 57.642		DIFFERENCE : 0.036		
LAP	SECTOR 1	SECTOR 2	LAP TIME	MPH	DIFF	TIME OF DAY
1 -		23.765	1:05.603	66.28	7.961	11:01:57.037
2 -	35.258	23.270	58.528	74.29	0.886	11:02:55.565
3 -	36.189	23.603	59.792	72.72	2.150	11:03:55.357
4 -	36.135	23.336	59.471	73.12	1.829	11:04:54.828
5 -	34.859	22.898	57.757 (2)	75.29	0.115	11:05:52.585
6 -	36.682	23.225	59.907	72.58	2.265	11:06:52.492
7 -	36.557	22.860	59.417	73.18	1.775	11:07:51.909
8 -	35.697	22.861	58.558	74.26	0.916	11:08:50.467
9 -	36.506	24.214	1:00.720	71.61	3.078	11:09:51.187
10 -	34.895	22.747	57.642 (1)	75.44		11:10:48.829
11 -	35.658	22.859	58.517 (3)	74.31	0.875	11:11:47.346
12 -	35.434	23.472	58.906	73.82	1.264	11:12:46.252

P3 6		Paul HOLDEN		Yamaha MT07 - MOREMOTO RACING		
IDEAL LAP TIME : 58.239		BEST LAP TIME : 58.941		DIFFERENCE : 0.702		
LAP	SECTOR 1	SECTOR 2	LAP TIME	MPH	DIFF	TIME OF DAY
1 -		23.676	1:04.439	67.48	5.498	11:01:55.873
2 -	35.482	23.859	59.341	73.28	0.400	11:02:55.214
3 -	36.119	23.720	59.839	72.67	0.898	11:03:55.053
4 -	36.458	23.819	1:00.277	72.14	1.336	11:04:55.330
5 -	35.710	23.614	59.324	73.30	0.383	11:05:54.654
6 -	36.004	23.675	59.679	72.86	0.738	11:06:54.333
7 -	36.338	23.184	59.522	73.05	0.581	11:07:53.855
8 -	35.692	23.680	59.372	73.24	0.431	11:08:53.227
9 -	35.055	24.017	59.072 (3)	73.61	0.131	11:09:52.299
10 -	35.543	23.514	59.057 (2)	73.63	0.116	11:10:51.356
11 -	35.371	23.570	58.941 (1)	73.77		11:11:50.297
12 -	35.215	24.617	59.832	72.68	0.891	11:12:50.129

P4 81		Malvern MAY		Ducati 749 -		
IDEAL LAP TIME : 59.543		BEST LAP TIME : 59.543		DIFFERENCE : 0.000		
LAP	SECTOR 1	SECTOR 2	LAP TIME	MPH	DIFF	TIME OF DAY
1 -		24.505	1:07.378	64.54	7.835	11:01:58.812
2 -	36.841	24.502	1:01.343	70.88	1.800	11:03:00.155
3 -	36.205	24.020	1:00.225	72.20	0.682	11:04:00.380
4 -	35.966	24.029	59.995	72.48	0.452	11:05:00.375
5 -	36.578	24.072	1:00.650	71.69	1.107	11:06:01.025
6 -	36.245	24.307	1:00.552	71.81	1.009	11:07:01.577
7 -	36.730	23.767	1:00.497	71.88	0.954	11:08:02.074
8 -	35.956	23.587	59.543 (1)	73.03		11:09:01.617
9 -	35.967	23.883	59.850 (3)	72.65	0.307	11:10:01.467

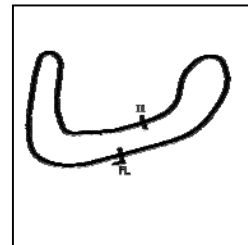
Weather / Track : Cloudy / Wet

Brands Hatch Indy
Circuit Length = 1.2079 miles
Start: 11:00 Flag 11:12 End: 11:13

BMCRC - MRO Championships 2018 - Rnd 1 @ Brands Hatch Indy

BMCRC Thunderbike Sport & BMCRC Rookie Minitwins

RACE 3 - SECTOR ANALYSIS



SECTOR 1 = FL to I1, SECTOR 2 = I1 to FL, DIFF = Difference To Personal Best Lap, P = Crossed Finish Line in Pit Lane, D = Time Disallowed

10 -	37.240	23.831	1:01.071	71.20	1.528	11:11:02.538
11 -	35.974	23.822	59.796 (2)	72.72	0.253	11:12:02.334
12 -	36.211	25.693	1:01.904	70.24	2.361	11:13:04.238

P5 47		Thomas WATSON		Yamaha R6 - Motorsportdays.com TEA Time Racing			
IDEAL LAP TIME : 58.995		BEST LAP TIME : 59.163		DIFFERENCE : 0.168			
LAP	SECTOR 1	SECTOR 2	LAP TIME	MPH	DIFF	TIME OF DAY	
1 -		24.809	1:08.939	63.07	9.776	11:02:00.373	
2 -	36.786	23.883	1:00.669	71.67	1.506	11:03:01.042	
3 -	36.141	23.786	59.927	72.56	0.764	11:04:00.969	
4 -	37.723	24.054	1:01.777	70.39	2.614	11:05:02.746	
5 -	37.714	24.277	1:01.991	70.14	2.828	11:06:04.737	
6 -	36.456	23.755	1:00.211	72.22	1.048	11:07:04.948	
7 -	37.001	23.938	1:00.939	71.35	1.776	11:08:05.887	
8 -	36.517	24.056	1:00.573	71.79	1.410	11:09:06.460	
9 -	36.744	23.921	1:00.665	71.68	1.502	11:10:07.125	
10 -	35.698	23.779	59.477 (2)	73.11	0.314	11:11:06.602	
11 -	36.129	23.577	59.706 (3)	72.83	0.543	11:12:06.308	
12 -	35.418	23.745	59.163 (1)	73.50		11:13:05.471	

P6 50		Paul ROBSON		Suzuki SV650 -			
IDEAL LAP TIME : 59.837		BEST LAP TIME : 1:00.139		DIFFERENCE : 0.302			
LAP	SECTOR 1	SECTOR 2	LAP TIME	MPH	DIFF	TIME OF DAY	
1 -		25.072	1:09.672	62.41	9.533	11:02:01.106	
2 -	37.129	24.506	1:01.635	70.55	1.496	11:03:02.741	
3 -	36.913	24.402	1:01.315	70.92	1.176	11:04:04.056	
4 -	37.647	24.815	1:02.462	69.61	2.323	11:05:06.518	
5 -	36.387	23.977	1:00.364 (3)	72.03	0.225	11:06:06.882	
6 -	36.209	23.974	1:00.183 (2)	72.25	0.044	11:07:07.065	
7 -	36.828	25.193	1:02.021	70.11	1.882	11:08:09.086	
8 -	35.964	24.175	1:00.139 (1)	72.30		11:09:09.225	
9 -	37.298	25.226	1:02.524	69.55	2.385	11:10:11.749	
10 -	36.512	23.873	1:00.385	72.01	0.246	11:11:12.134	
11 -	36.441	24.660	1:01.101	71.17	0.962	11:12:13.235	
12 -	36.836	25.229	1:02.065	70.06	1.926	11:13:15.300	

P7 84		Ricardo BRANCO		Suzuki SV650 - IMP Racing			
IDEAL LAP TIME : 1:00.204		BEST LAP TIME : 1:00.634		DIFFERENCE : 0.430			
LAP	SECTOR 1	SECTOR 2	LAP TIME	MPH	DIFF	TIME OF DAY	
1 -		24.912	1:09.152	62.88	8.518	11:02:00.586	
2 -	37.235	24.549	1:01.784	70.38	1.150	11:03:02.370	
3 -	37.009	24.404	1:01.413	70.80	0.779	11:04:03.783	
4 -	37.575	24.825	1:02.400	69.68	1.766	11:05:06.183	
5 -	37.818	24.620	1:02.438	69.64	1.804	11:06:08.621	
6 -	36.890	24.300	1:01.190	71.06	0.556	11:07:09.811	
7 -	36.942	23.745	1:00.687 (2)	71.65	0.053	11:08:10.498	
8 -	37.245	23.990	1:01.235	71.01	0.601	11:09:11.733	
9 -	36.528	24.307	1:00.835 (3)	71.48	0.201	11:10:12.568	
10 -	36.827	24.525	1:01.352	70.87	0.718	11:11:13.920	
11 -	36.459	24.567	1:01.026	71.25	0.392	11:12:14.946	
12 -	36.688	23.946	1:00.634 (1)	71.71		11:13:15.580	

P8 145 RMT		Stuart JARVIS		Suzuki - Streetwork Solutions			
IDEAL LAP TIME : 1:01.011		BEST LAP TIME : 1:01.011		DIFFERENCE : 0.000			
LAP	SECTOR 1	SECTOR 2	LAP TIME	MPH	DIFF	TIME OF DAY	
1 -		26.211	1:18.393	55.47	17.382	11:02:09.827	
2 -	40.164	25.054	1:05.218	66.67	4.207	11:03:15.045	
3 -	39.095	24.470	1:03.565	68.41	2.554	11:04:18.610	
4 -	38.217	25.013	1:03.230	68.77	2.219	11:05:21.840	
5 -	37.671	24.775	1:02.446	69.63	1.435	11:06:24.286	

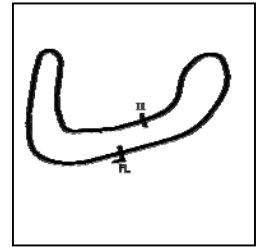
Weather / Track : Cloudy / Wet

Brands Hatch Indy
Circuit Length = 1.2079 miles
Start: 11:00 Flag 11:12 End: 11:13

BMCRC - MRO Championships 2018 - Rnd 1 @ Brands Hatch Indy

BMCRC Thunderbike Sport & BMCRC Rookie Minitwins

RACE 3 - SECTOR ANALYSIS



SECTOR 1 = FL to I1, SECTOR 2 = I1 to FL, DIFF = Difference To Personal Best Lap, P = Crossed Finish Line in Pit Lane, D = Time Disallowed

6 -	38.059	25.024	1:03.083	68.93	2.072	11:07:27.369
7 -	38.393	24.983	1:03.376	68.61	2.365	11:08:30.745
8 -	38.318	24.812	1:03.130	68.88	2.119	11:09:33.875
9 -	38.519	25.200	1:03.719	68.24	2.708	11:10:37.594
10 -	37.771	24.536	1:02.307 (3)	69.79	1.296	11:11:39.901
11 -	37.287	24.445	1:01.732 (2)	70.44	0.721	11:12:41.633
12 -	36.846	24.165	1:01.011 (1)	71.27		11:13:42.644

P9 137 RMT Charlie CRAWT			Suzuki - Pass Bike Motorcycle Training Ltd			
IDEAL LAP TIME : 1:01.210		BEST LAP TIME : 1:01.428		DIFFERENCE : 0.218		
LAP	SECTOR 1	SECTOR 2	LAP TIME	MPH	DIFF	TIME OF DAY
1 -		26.906	1:15.149	57.86	13.721	11:02:06.583
2 -	39.816	25.086	1:04.902	67.00	3.474	11:03:11.485
3 -	39.161	25.110	1:04.271	67.66	2.843	11:04:15.756
4 -	39.916	25.823	1:05.739	66.14	4.311	11:05:21.495
5 -	39.878	25.351	1:05.229	66.66	3.801	11:06:26.724
6 -	37.977	25.330	1:03.307	68.69	1.879	11:07:30.031
7 -	38.110	24.744	1:02.854	69.18	1.426	11:08:32.885
8 -	38.155	24.408	1:02.563	69.50	1.135	11:09:35.448
9 -	38.282	24.521	1:02.803	69.24	1.375	11:10:38.251
10 -	37.718	24.451	1:02.169 (3)	69.94	0.741	11:11:40.420
11 -	37.075	24.656	1:01.731 (2)	70.44	0.303	11:12:42.151
12 -	36.802	24.626	1:01.428 (1)	70.79		11:13:43.579

P10 131 RMT Christopher EVANS			Suzuki -			
IDEAL LAP TIME : 1:01.870		BEST LAP TIME : 1:01.917		DIFFERENCE : 0.047		
LAP	SECTOR 1	SECTOR 2	LAP TIME	MPH	DIFF	TIME OF DAY
1 -		25.636	1:14.379	58.46	12.462	11:02:05.813
2 -	39.795	25.067	1:04.862	67.04	2.945	11:03:10.675
3 -	39.453	25.253	1:04.706	67.20	2.789	11:04:15.381
4 -	40.129	25.864	1:05.993	65.89	4.076	11:05:21.374
5 -	39.782	24.966	1:04.748	67.16	2.831	11:06:26.122
6 -	38.277	25.158	1:03.435	68.55	1.518	11:07:29.557
7 -	38.051	24.776	1:02.827	69.21	0.910	11:08:32.384
8 -	38.297	24.400	1:02.697 (3)	69.35	0.780	11:09:35.081
9 -	38.015	24.729	1:02.744	69.30	0.827	11:10:37.825
10 -	38.074	24.350	1:02.424 (2)	69.66	0.507	11:11:40.249
11 -	38.875	24.566	1:03.441	68.54	1.524	11:12:43.690
12 -	37.520	24.397	1:01.917 (1)	70.23		11:13:45.607

P11 59 RMT Benn RIDGWELL			Suzuki -			
IDEAL LAP TIME : 1:01.203		BEST LAP TIME : 1:01.267		DIFFERENCE : 0.064		
LAP	SECTOR 1	SECTOR 2	LAP TIME	MPH	DIFF	TIME OF DAY
1 -		27.167	1:19.004	55.04	17.737	11:02:10.438
2 -	40.609	25.780	1:06.389	65.50	5.122	11:03:16.827
3 -	38.350	25.427	1:03.777	68.18	2.510	11:04:20.604
4 -	39.556	25.108	1:04.664	67.24	3.397	11:05:25.268
5 -	39.570	25.317	1:04.887	67.01	3.620	11:06:30.155
6 -	37.850	24.782	1:02.632	69.43	1.365	11:07:32.787
7 -	37.288	24.754	1:02.042	70.09	0.775	11:08:34.829
8 -	37.032	24.354	1:01.386 (2)	70.84	0.119	11:09:36.215
9 -	37.577	24.717	1:02.294	69.80	1.027	11:10:38.509
10 -	37.203	24.267	1:01.470 (3)	70.74	0.203	11:11:39.979
11 -	36.936	24.534	1:01.470 (3)	70.74	0.203	11:12:41.449
12 -	36.976	24.291	1:01.267 (1)	70.97		11:13:42.716

P12 166 James CASWELL			Kawasaki ZXR750 -			
IDEAL LAP TIME : 1:02.432		BEST LAP TIME : 1:02.432		DIFFERENCE : 0.000		
LAP	SECTOR 1	SECTOR 2	LAP TIME	MPH	DIFF	TIME OF DAY
1 -		27.171	1:17.267	56.28	14.835	11:02:08.701

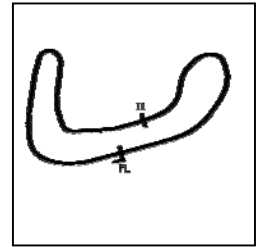
Weather / Track : Cloudy / Wet

Brands Hatch Indy
Circuit Length = 1.2079 miles
Start: 11:00 Flag 11:12 End: 11:13

BMCRC - MRO Championships 2018 - Rnd 1 @ Brands Hatch Indy

BMCRC Thunderbike Sport & BMCRC Rookie Minitwins

RACE 3 - SECTOR ANALYSIS



SECTOR 1 = FL to I1, SECTOR 2 = I1 to FL, DIFF = Difference To Personal Best Lap, P = Crossed Finish Line in Pit Lane, D = Time Disallowed

2 -	40.253	26.361	1:06.614	65.28	4.182	11:03:15.315
3 -	39.262	25.922	1:05.184	66.71	2.752	11:04:20.499
4 -	39.041	25.603	1:04.644	67.27	2.212	11:05:25.143
5 -	39.528	25.690	1:05.218	66.67	2.786	11:06:30.361
6 -	38.398	25.093	1:03.491	68.49	1.059	11:07:33.852
7 -	38.145	25.031	1:03.176	68.83	0.744	11:08:37.028
8 -	38.228	25.154	1:03.382	68.60	0.950	11:09:40.410
9 -	37.470	24.962	1:02.432 (1)	69.65		11:10:42.842
10 -	37.520	24.988	1:02.508 (2)	69.56	0.076	11:11:45.350
11 -	37.542	24.997	1:02.539 (3)	69.53	0.107	11:12:47.889

P13	5 R	William YOUNG	Yamaha R6 -			
IDEAL LAP TIME : 1:01.729		BEST LAP TIME : 1:02.388	DIFFERENCE : 0.659			

LAP	SECTOR 1	SECTOR 2	LAP TIME	MPH	DIFF	TIME OF DAY
1 -		26.790	1:15.869	57.31	13.481	11:02:07.303
2 -	40.564	25.794	1:06.358	65.53	3.970	11:03:13.661
3 -	39.937	25.473	1:05.410	66.48	3.022	11:04:19.071
4 -	39.692	25.592	1:05.284	66.61	2.896	11:05:24.355
5 -	39.809	25.172	1:04.981	66.92	2.593	11:06:29.336
6 -	39.108	24.939	1:04.047	67.89	1.659	11:07:33.383
7 -	39.190	24.923	1:04.113	67.82	1.725	11:08:37.496
8 -	38.700	24.434	1:03.134	68.87	0.746	11:09:40.630
9 -	37.564	24.824	1:02.388 (1)	69.70		11:10:43.018
10 -	37.710	24.859	1:02.569 (3)	69.50	0.181	11:11:45.587
11 -	37.295	25.156	1:02.451 (2)	69.63	0.063	11:12:48.038

P14	42 R	Scott MILLER	Yamaha R6 -			
IDEAL LAP TIME : 1:02.329		BEST LAP TIME : 1:02.329	DIFFERENCE : 0.000			

LAP	SECTOR 1	SECTOR 2	LAP TIME	MPH	DIFF	TIME OF DAY
1 -		27.201	1:13.845	58.88	11.516	11:02:05.279
2 -	41.552	26.023	1:07.575	64.35	5.246	11:03:12.854
3 -	40.392	25.885	1:06.277	65.61	3.948	11:04:19.131
4 -	40.015	25.535	1:05.550	66.34	3.221	11:05:24.681
5 -	39.219	25.367	1:04.586	67.33	2.257	11:06:29.267
6 -	38.918	25.135	1:04.053	67.89	1.724	11:07:33.320
7 -	38.617	25.763	1:04.380	67.54	2.051	11:08:37.700
8 -	38.178	25.152	1:03.330 (3)	68.66	1.001	11:09:41.030
9 -	38.123	24.943	1:03.066 (2)	68.95	0.737	11:10:44.096
10 -	37.845	24.484	1:02.329 (1)	69.76		11:11:46.425
11 -	38.487	24.970	1:03.457	68.52	1.128	11:12:49.882

P15	143	Robert DAVIE	Suzuki SV650 -			
IDEAL LAP TIME : 1:02.207		BEST LAP TIME : 1:02.380	DIFFERENCE : 0.173			

LAP	SECTOR 1	SECTOR 2	LAP TIME	MPH	DIFF	TIME OF DAY
1 -		27.007	1:17.991	55.75	15.611	11:02:09.425
2 -	40.250	26.124	1:06.374	65.51	3.994	11:03:15.799
3 -	39.907	25.458	1:05.365	66.52	2.985	11:04:21.164
4 -	40.411	25.364	1:05.775	66.11	3.395	11:05:26.939
5 -	40.202	25.009	1:05.211	66.68	2.831	11:06:32.150
6 -	38.351	24.810	1:03.161	68.84	0.781	11:07:35.311
7 -	38.116	24.858	1:02.974 (3)	69.05	0.594	11:08:38.285
8 -	38.670	24.711	1:03.381	68.61	1.001	11:09:41.666
9 -	37.918	24.788	1:02.706 (2)	69.34	0.326	11:10:44.372
10 -	38.091	24.289	1:02.380 (1)	69.71		11:11:46.752
11 -	38.454	24.834	1:03.288	68.71	0.908	11:12:50.040

P16	89 RMT	Zi JONES	Suzuki -			
IDEAL LAP TIME : 1:03.051		BEST LAP TIME : 1:03.353	DIFFERENCE : 0.302			

LAP	SECTOR 1	SECTOR 2	LAP TIME	MPH	DIFF	TIME OF DAY
1 -		26.736	1:13.684	59.01	10.331	11:02:05.118

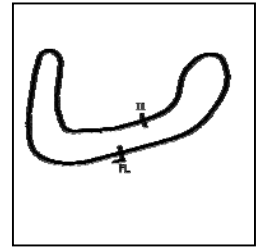
Weather / Track : Cloudy / Wet

Brands Hatch Indy
Circuit Length = 1.2079 miles
Start: 11:00 Flag 11:12 End: 11:13

BMCRC - MRO Championships 2018 - Rnd 1 @ Brands Hatch Indy

BMCRC Thunderbike Sport & BMCRC Rookie Minitwins

RACE 3 - SECTOR ANALYSIS



SECTOR 1 = FL to I1, SECTOR 2 = I1 to FL, DIFF = Difference To Personal Best Lap, P = Crossed Finish Line in Pit Lane, D = Time Disallowed

2 -	40.179	25.295	1:05.474	66.41	2.121	11:03:10.592
3 -	40.514	25.387	1:05.901	65.98	2.548	11:04:16.493
4 -	40.182	25.466	1:05.648	66.24	2.295	11:05:22.141
5 -	40.001	25.466	1:05.467	66.42	2.114	11:06:27.608
6 -	39.261	25.055	1:04.316	67.61	0.963	11:07:31.924
7 -	39.487	24.807	1:04.294 (3)	67.63	0.941	11:08:36.218
8 -	40.196	25.117	1:05.313	66.58	1.960	11:09:41.531
9 -	39.712	25.398	1:05.110	66.78	1.757	11:10:46.641
10 -	39.242	24.808	1:04.050 (2)	67.89	0.697	11:11:50.691
11 -	38.244	25.109	1:03.353 (1)	68.64		11:12:54.044

P17 73 Vincent LEWIN			Suzuki SV650 - CADMATIC REARSETS			
IDEAL LAP TIME : 1:02.357		BEST LAP TIME : 1:03.149	DIFFERENCE : 0.792			
LAP	SECTOR 1	SECTOR 2	LAP TIME	MPH	DIFF	TIME OF DAY
1 -		27.836	1:17.158	56.35	14.009	11:02:08.592
2 -	42.027	26.755	1:08.782	63.22	5.633	11:03:17.374
3 -	40.051	26.457	1:06.508	65.38	3.359	11:04:23.882
4 -	40.241	26.246	1:06.487	65.40	3.338	11:05:30.369
5 -	39.318	25.910	1:05.228	66.66	2.079	11:06:35.597
6 -	38.399	25.869	1:04.268	67.66	1.119	11:07:39.865
7 -	38.471	25.479	1:03.950	68.00	0.801	11:08:43.815
8 -	38.709	25.464	1:04.173	67.76	1.024	11:09:47.988
9 -	38.203	25.047	1:03.250 (2)	68.75	0.101	11:10:51.238
10 -	37.723	25.611	1:03.334 (3)	68.66	0.185	11:11:54.572
11 -	37.310	25.839	1:03.149 (1)	68.86		11:12:57.721

P18 9 RMT Andrew WATSON			Suzuki -			
IDEAL LAP TIME : 1:01.813		BEST LAP TIME : 1:02.159	DIFFERENCE : 0.346			
LAP	SECTOR 1	SECTOR 2	LAP TIME	MPH	DIFF	TIME OF DAY
1 -		28.779	1:21.732	53.20	19.573	11:02:13.166
2 -	40.277	26.287	1:06.564	65.32	4.405	11:03:19.730
3 -	40.221	27.352	1:07.573	64.35	5.414	11:04:27.303
4 -	42.104	26.014	1:08.118	63.83	5.959	11:05:35.421
5 -	40.764	25.979	1:06.743	65.15	4.584	11:06:42.164
6 -	38.157	24.961	1:03.118	68.89	0.959	11:07:45.282
7 -	38.472	25.110	1:03.582	68.39	1.423	11:08:48.864
8 -	37.670	24.897	1:02.567 (2)	69.50	0.408	11:09:51.431
9 -	38.279	25.209	1:03.488	68.49	1.329	11:10:54.919
10 -	36.916	25.243	1:02.159 (1)	69.95		11:11:57.078
11 -	37.548	25.404	1:02.952 (3)	69.07	0.793	11:13:00.030

P19 66 Mark SMITH			Yamaha R6 - MHP EXHAUSTS			
IDEAL LAP TIME : 1:02.769		BEST LAP TIME : 1:02.856	DIFFERENCE : 0.087			
LAP	SECTOR 1	SECTOR 2	LAP TIME	MPH	DIFF	TIME OF DAY
1 -		27.250	1:18.665	55.27	15.809	11:02:10.099
2 -	41.683	26.920	1:08.603	63.38	5.747	11:03:18.702
3 -	41.382	27.154	1:08.536	63.44	5.680	11:04:27.238
4 -	41.714	26.099	1:07.813	64.12	4.957	11:05:35.051
5 -	39.105	25.598	1:04.703	67.20	1.847	11:06:39.754
6 -	39.403	25.354	1:04.757	67.15	1.901	11:07:44.511
7 -	38.786	25.228	1:04.014	67.93	1.158	11:08:48.525
8 -	38.455	25.158	1:03.613	68.36	0.757	11:09:52.138
9 -	38.414	25.020	1:03.434 (2)	68.55	0.578	11:10:55.572
10 -	38.333	25.277	1:03.610 (3)	68.36	0.754	11:11:59.182
11 -	37.749	25.107	1:02.856 (1)	69.18		11:13:02.038

P20 43 Daniel BARFORD			Suzuki SV650 - Aspire racing			
IDEAL LAP TIME : 1:03.501		BEST LAP TIME : 1:03.501	DIFFERENCE : 0.000			
LAP	SECTOR 1	SECTOR 2	LAP TIME	MPH	DIFF	TIME OF DAY
1 -		27.068	1:14.671	58.23	11.170	11:02:06.105

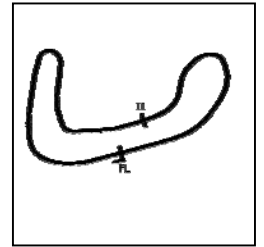
Weather / Track : Cloudy / Wet

Brands Hatch Indy
Circuit Length = 1.2079 miles
Start: 11:00 Flag 11:12 End: 11:13

BMCRC - MRO Championships 2018 - Rnd 1 @ Brands Hatch Indy

BMCRC Thunderbike Sport & BMCRC Rookie Minitwins

RACE 3 - SECTOR ANALYSIS



SECTOR 1 = FL to I1, SECTOR 2 = I1 to FL, DIFF = Difference To Personal Best Lap, P = Crossed Finish Line in Pit Lane, D = Time Disallowed

2 -	40.932	26.585	1:07.517	64.40	4.016	11:03:13.622
3 -	40.464	26.220	1:06.684	65.21	3.183	11:04:20.306
4 -	40.227	25.968	1:06.195	65.69	2.694	11:05:26.501
5 -	39.874	25.630	1:05.504	66.38	2.003	11:06:32.005
6 -	39.369	25.790	1:05.159 (2)	66.73	1.658	11:07:37.164
7 -	39.241	26.347	1:05.588	66.30	2.087	11:08:42.752
8 -	39.972	25.903	1:05.875	66.01	2.374	11:09:48.627
9 -	39.438	25.804	1:05.242 (3)	66.65	1.741	11:10:53.869
10 -	39.640	25.893	1:05.533	66.35	2.032	11:11:59.402
11 -	38.370	25.131	1:03.501 (1)	68.48		11:13:02.903

P21 37 R Ricky WOODS			Suzuki GSXR 600 - Tyres and Auto Care - Poole			
IDEAL LAP TIME : 1:03.664		BEST LAP TIME : 1:03.664		DIFFERENCE : 0.000		
LAP	SECTOR 1	SECTOR 2	LAP TIME	MPH	DIFF	TIME OF DAY
1 -		27.745	1:19.996	54.36	16.332	11:02:11.430
2 -	40.596	27.273	1:07.869	64.07	4.205	11:03:19.299
3 -	40.932	26.664	1:07.596	64.33	3.932	11:04:26.895
4 -	41.027	25.490	1:06.517	65.37	2.853	11:05:33.412
5 -	39.697	25.562	1:05.259	66.63	1.595	11:06:38.671
6 -	38.926	25.297	1:04.223	67.71	0.559	11:07:42.894
7 -	39.115	25.073	1:04.188 (3)	67.74	0.524	11:08:47.082
8 -	38.785	24.879	1:03.664 (1)	68.30		11:09:50.746
9 -	39.287	25.174	1:04.461	67.46	0.797	11:10:55.207
10 -	39.126	25.163	1:04.289	67.64	0.625	11:11:59.496
11 -	38.967	25.066	1:04.033 (2)	67.91	0.369	11:13:03.529

P22 182 RMT Kyle PHILLIPS			Suzuki - Chief Safety Consultancy			
IDEAL LAP TIME : 1:02.504		BEST LAP TIME : 1:03.278		DIFFERENCE : 0.774		
LAP	SECTOR 1	SECTOR 2	LAP TIME	MPH	DIFF	TIME OF DAY
1 -		29.003	1:21.991	53.03	18.713	11:02:13.425
2 -	41.407	26.008	1:07.415	64.50	4.137	11:03:20.840
3 -	39.751	27.134	1:06.885	65.01	3.607	11:04:27.725
4 -	42.212	25.793	1:08.005	63.94	4.727	11:05:35.730
5 -	40.647	26.198	1:06.845	65.05	3.567	11:06:42.575
6 -	38.901	24.577	1:03.478	68.50	0.200	11:07:46.053
7 -	38.706	24.681	1:03.387 (3)	68.60	0.109	11:08:49.440
8 -	38.373	24.918	1:03.291 (2)	68.70	0.013	11:09:52.731
9 -	38.306	25.504	1:03.810	68.14	0.532	11:10:56.541
10 -	37.927	25.351	1:03.278 (1)	68.72		11:11:59.819
11 -	39.002	25.888	1:04.890	67.01	1.612	11:13:04.709

P23 93 R William GILLMAN			Honda CBR600F W -			
IDEAL LAP TIME : 1:04.420		BEST LAP TIME : 1:04.423		DIFFERENCE : 0.003		
LAP	SECTOR 1	SECTOR 2	LAP TIME	MPH	DIFF	TIME OF DAY
1 -		28.000	1:17.764	55.92	13.341	11:02:09.198
2 -	41.808	27.302	1:09.110	62.92	4.687	11:03:18.308
3 -	41.274	27.255	1:08.529	63.45	4.106	11:04:26.837
4 -	41.762	26.240	1:08.002	63.94	3.579	11:05:34.839
5 -	40.882	26.583	1:07.465	64.45	3.042	11:06:42.304
6 -	40.425	26.006	1:06.431	65.46	2.008	11:07:48.735
7 -	40.608	25.775	1:06.383	65.50	1.960	11:08:55.118
8 -	39.746	26.050	1:05.796	66.09	1.373	11:10:00.914
9 -	39.193	25.555	1:04.748 (2)	67.16	0.325	11:11:05.662
10 -	38.865	25.558	1:04.423 (1)	67.50		11:12:10.085
11 -	39.020	26.310	1:05.330 (3)	66.56	0.907	11:13:15.415

P24 45 R John FORTEY			Suzuki GSXR 600 - House of Gain Gym			
IDEAL LAP TIME : 1:02.792		BEST LAP TIME : 1:02.792		DIFFERENCE : 0.000		
LAP	SECTOR 1	SECTOR 2	LAP TIME	MPH	DIFF	TIME OF DAY
1 -		29.537	1:22.829	52.50	20.037	11:02:14.263

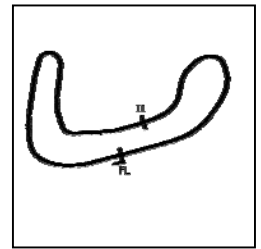
Weather / Track : Cloudy / Wet

Brands Hatch Indy
Circuit Length = 1.2079 miles
Start: 11:00 Flag 11:12 End: 11:13

BMCRC - MRO Championships 2018 - Rnd 1 @ Brands Hatch Indy

BMCRC Thunderbike Sport & BMCRC Rookie Minitwins

RACE 3 - SECTOR ANALYSIS



SECTOR 1 = FL to I1, SECTOR 2 = I1 to FL, DIFF = Difference To Personal Best Lap, P = Crossed Finish Line in Pit Lane, D = Time Disallowed

2 -	42.844	27.991	1:10.835	61.39	8.043	11:03:25.098
3 -	42.111	27.637	1:09.748	62.34	6.956	11:04:34.846
4 -	42.512	26.371	1:08.883	63.13	6.091	11:05:43.729
5 -	41.716	25.776	1:07.492	64.43	4.700	11:06:51.221
6 -	41.304	25.845	1:07.149	64.76	4.357	11:07:58.370
7 -	41.398	26.200	1:07.598	64.33	4.806	11:09:05.968
8 -	40.748	26.353	1:07.101	64.80	4.309	11:10:13.069
9 -	39.941	25.394	1:05.335 (3)	66.55	2.543	11:11:18.404
10 -	38.945	25.116	1:04.061 (2)	67.88	1.269	11:12:22.465
11 -	37.808	24.984	1:02.792 (1)	69.25		11:13:25.257

P25	196 R	Emma PETERSON	Yamaha R6 - Rst Concept store-Helmet City Chichester. Fisher			
IDEAL LAP TIME : 1:05.284		BEST LAP TIME : 1:06.877	DIFFERENCE : 1.593			

LAP	SECTOR 1	SECTOR 2	LAP TIME	MPH	DIFF	TIME OF DAY
1 -		28.015	1:22.556	52.67	15.679	11:02:13.990
2 -	42.738	26.457	1:09.195	62.84	2.318	11:03:23.185
3 -	42.035	25.872	1:07.907	64.03	1.030	11:04:31.092
4 -	46.613	26.113	1:12.726	59.79	5.849	11:05:43.818
5 -	41.600	25.771	1:07.371	64.54	0.494	11:06:51.189
6 -	41.332	25.606	1:06.938 (3)	64.96	0.061	11:07:58.127
7 -	41.532	25.667	1:07.199	64.71	0.322	11:09:05.326
8 -	40.452	26.427	1:06.879 (2)	65.02	0.002	11:10:12.205
9 -	42.186	25.410	1:07.596	64.33	0.719	11:11:19.801
10 -	39.874	27.003	1:06.877 (1)	65.02		11:12:26.678
11 -	42.742	27.256	1:09.998	62.12	3.121	11:13:36.676

P26	18 RMT	Alex LANSDELL	Suzuki -			
IDEAL LAP TIME : 1:08.425		BEST LAP TIME : 1:08.595	DIFFERENCE : 0.170			

LAP	SECTOR 1	SECTOR 2	LAP TIME	MPH	DIFF	TIME OF DAY
1 -		29.235	1:23.295	52.20	14.700	11:02:14.729
2 -	44.095	27.482	1:11.577	60.75	2.982	11:03:26.306
3 -	43.956	27.685	1:11.641	60.69	3.046	11:04:37.947
4 -	43.868	27.947	1:11.815	60.55	3.220	11:05:49.762
5 -	42.955	27.160	1:10.115	62.02	1.520	11:06:59.877
6 -	42.481	27.217	1:09.698 (3)	62.39	1.103	11:08:09.575
7 -	42.145	27.111	1:09.256 (2)	62.79	0.661	11:09:18.831
8 -	41.314	27.281	1:08.595 (1)	63.39		11:10:27.426
9 -	42.341	27.467	1:09.808	62.29	1.213	11:11:37.234
10 -	42.233	27.655	1:09.888	62.22	1.293	11:12:47.122

P27	0 RMT	Luke STANLEY	Suzuki - MOREMOTO			
IDEAL LAP TIME : 1:08.028		BEST LAP TIME : 1:08.149	DIFFERENCE : 0.121			

LAP	SECTOR 1	SECTOR 2	LAP TIME	MPH	DIFF	TIME OF DAY
1 -		28.792	1:21.537	53.33	13.388	11:02:12.971
2 -	44.810	28.198	1:13.008	59.56	4.859	11:03:25.979
3 -	45.791	27.930	1:13.721	58.98	5.572	11:04:39.700
4 -	44.519	27.576	1:12.095	60.31	3.946	11:05:51.795
5 -	43.211	27.112	1:10.323	61.83	2.174	11:07:02.118
6 -	41.763	26.883	1:08.646 (2)	63.34	0.497	11:08:10.764
7 -	42.774	27.028	1:09.802	62.29	1.653	11:09:20.566
8 -	42.216	27.042	1:09.258 (3)	62.78	1.109	11:10:29.824
9 -	42.349	27.045	1:09.394	62.66	1.245	11:11:39.218
10 -	41.145	27.004	1:08.149 (1)	63.81		11:12:47.367

P28	92	Duncan GROVE	Yamaha R6 -			
IDEAL LAP TIME : 1:09.705		BEST LAP TIME : 1:09.933	DIFFERENCE : 0.228			

LAP	SECTOR 1	SECTOR 2	LAP TIME	MPH	DIFF	TIME OF DAY
1 -		29.180	1:21.256	53.51	11.323	11:02:12.690
2 -	43.470	28.325	1:11.795	60.56	1.862	11:03:24.485
3 -	42.465	27.468	1:09.933 (1)	62.18		11:04:34.418

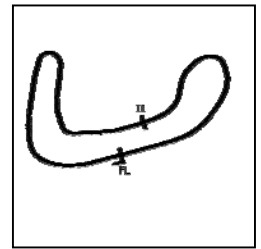
Weather / Track : Cloudy / Wet

Brands Hatch Indy
Circuit Length = 1.2079 miles
Start: 11:00 Flag 11:12 End: 11:13

BMCRC - MRO Championships 2018 - Rnd 1 @ Brands Hatch Indy

BMCRC Thunderbike Sport & BMCRC Rookie Minitwins

RACE 3 - SECTOR ANALYSIS



SECTOR 1 = FL to I1, SECTOR 2 = I1 to FL, DIFF = Difference To Personal Best Lap, P = Crossed Finish Line in Pit Lane, D = Time Disallowed

4 -	44.324	27.496	1:11.820	60.54	1.887	11:05:46.238
5 -	43.502	27.785	1:11.287	61.00	1.354	11:06:57.525
6 -	43.017	27.620	1:10.637	61.56	0.704	11:08:08.162
7 -	42.707	27.240	1:09.947 (2)	62.16	0.014	11:09:18.109
8 -	42.738	27.745	1:10.483 (3)	61.69	0.550	11:10:28.592
9 -	43.134	27.381	1:10.515	61.66	0.582	11:11:39.107
10 -	42.853	28.243	1:11.096	61.16	1.163	11:12:50.203

P29	22 R	Richard MAY	Honda CBR600F3 - Tilehurst Glass Racing			
IDEAL LAP TIME : 59.372		BEST LAP TIME : 59.372	DIFFERENCE : 0.000			
LAP	SECTOR 1	SECTOR 2	LAP TIME	MPH	DIFF	TIME OF DAY
1 -		25.108	1:08.995	63.02	9.623	11:02:00.429
2 -	38.522	24.667	1:03.189	68.81	3.817	11:03:03.618
3 -	37.990	24.370	1:02.360	69.73	2.988	11:04:05.978
4 -	38.010	24.607	1:02.617	69.44	3.245	11:05:08.595
5 -	36.647	23.779	1:00.426	71.96	1.054	11:06:09.021
6 -	37.052	23.794	1:00.846	71.46	1.474	11:07:09.867
7 -	36.452	23.598	1:00.050 (2)	72.41	0.678	11:08:09.917
8 -	36.310	23.062	59.372 (1)	73.24		11:09:09.289
9 -	36.437	23.769	1:00.206 (3)	72.22	0.834	11:10:09.495
10 -	36.953	23.954	1:00.907	71.39	1.535	11:11:10.402

P30	666 R	Shane BEASLEY	Kawasaki ZX6R -			
IDEAL LAP TIME : 59.546		BEST LAP TIME : 59.654	DIFFERENCE : 0.108			
LAP	SECTOR 1	SECTOR 2	LAP TIME	MPH	DIFF	TIME OF DAY
1 -		24.748	1:09.983	62.13	10.329	11:02:01.417
2 -	37.579	25.180	1:02.759	69.29	3.105	11:03:04.176
3 -	38.016	23.912	1:01.928	70.22	2.274	11:04:06.104
4 -	37.683	24.252	1:01.935	70.21	2.281	11:05:08.039
5 -	36.397	24.279	1:00.676	71.66	1.022	11:06:08.715
6 -	36.870	23.505	1:00.375 (2)	72.02	0.721	11:07:09.090
7 -	36.520	23.875	1:00.395 (3)	72.00	0.741	11:08:09.485
8 -	36.041	23.613	59.654 (1)	72.89		11:09:09.139

P31	90	Edward WATSON	Suzuki SV650 - TEA Time Racing & Motorsportdays.com			
IDEAL LAP TIME : 59.447		BEST LAP TIME : 59.447	DIFFERENCE : 0.000			
LAP	SECTOR 1	SECTOR 2	LAP TIME	MPH	DIFF	TIME OF DAY
1 -		24.468	1:07.838	64.10	8.391	11:01:59.272
2 -	36.289	24.070	1:00.359 (2)	72.04	0.912	11:02:59.631
3 -	35.834	23.613	59.447 (1)	73.15		11:03:59.078

P32	102 R	James TEGG	Honda CBR600F3 -			
IDEAL LAP TIME : 1:11.344		BEST LAP TIME : 1:11.344	DIFFERENCE : 0.000			
LAP	SECTOR 1	SECTOR 2	LAP TIME	MPH	DIFF	TIME OF DAY
1 -		29.398	1:23.041	52.36	11.697	11:02:14.475
2 -	42.979	28.365	1:11.344 (1)	60.95		11:03:25.819

P33	289 RMT	Philip HORNE	Suzuki -			
IDEAL LAP TIME : 1:11.104		BEST LAP TIME : 1:11.104	DIFFERENCE : 0.000			
LAP	SECTOR 1	SECTOR 2	LAP TIME	MPH	DIFF	TIME OF DAY
1 -		28.897	1:23.929	51.81	12.825	11:02:15.363
2 -	43.043	28.061	1:11.104 (1)	61.15		11:03:26.467

Weather / Track : Cloudy / Wet

Brands Hatch Indy
Circuit Length = 1.2079 miles
Start: 11:00 Flag 11:12 End: 11:13

BMCRC - MRO Championships 2018 - Rnd 1 @ Brands Hatch Indy

BMCRC Thunderbike Sport & BMCRC Rookie Minitwins

RACE 3 - BEST SECTORS

SECTOR 1			SECTOR 2			IDEAL / BEST COMPARISON						
POS	NO	NAME	TIME	NO	NAME	TIME	POS	NO	NAME	IDEAL	BEST	DIFF
									PERFECT LAP	57.522		
1	198	TOPPING	34.775	75	MAY	22.747	1	75	MAY	57.606	57.642	0.036
2	75	MAY	34.859	198	TOPPING	22.898	2	198	TOPPING	57.673	58.064	0.391
3	6	HOLDEN	35.055	22	MAY	23.062	3	6	HOLDEN	58.239	58.941	0.702
4	47	WATSON	35.418	6	HOLDEN	23.184	4	47	WATSON	58.995	59.163	0.168
5	90	WATSON	35.834	666	BEASLEY	23.505	5	22	MAY	59.372	59.372	0.000
6	81	MAY	35.956	47	WATSON	23.577	6	90	WATSON	59.447	59.447	0.000
7	50	ROBSON	35.964	81	MAY	23.587	7	81	MAY	59.543	59.543	0.000
8	666	BEASLEY	36.041	90	WATSON	23.613	8	666	BEASLEY	59.546	59.654	0.108
9	22	MAY	36.310	84	BRANCO	23.745	9	50	ROBSON	59.837	1:00.139	0.302
10	84	BRANCO	36.459	50	ROBSON	23.873	10	84	BRANCO	1:00.204	1:00.634	0.430
11	137	CRAWT	36.802	145	JARVIS	24.165	11	145	JARVIS	1:01.011	1:01.011	0.000
12	145	JARVIS	36.846	59	RIDGWELL	24.267	12	59	RIDGWELL	1:01.203	1:01.267	0.064
13	9	WATSON	36.916	143	DAVIE	24.289	13	137	CRAWT	1:01.210	1:01.428	0.218
14	59	RIDGWELL	36.936	131	EVANS	24.350	14	5	YOUNG	1:01.729	1:02.388	0.659
15	5	YOUNG	37.295	137	CRAWT	24.408	15	9	WATSON	1:01.813	1:02.159	0.346
16	73	LEWIN	37.310	5	YOUNG	24.434	16	131	EVANS	1:01.870	1:01.917	0.047
17	166	CASWELL	37.470	42	MILLER	24.484	17	143	DAVIE	1:02.207	1:02.380	0.173
18	131	EVANS	37.520	182	PHILLIPS	24.577	18	42	MILLER	1:02.329	1:02.329	0.000
19	66	SMITH	37.749	89	JONES	24.807	19	73	LEWIN	1:02.357	1:03.149	0.792
20	45	FORTEY	37.808	37	WOODS	24.879	20	166	CASWELL	1:02.432	1:02.432	0.000
21	42	MILLER	37.845	9	WATSON	24.897	21	182	PHILLIPS	1:02.504	1:03.278	0.774
22	143	DAVIE	37.918	166	CASWELL	24.962	22	66	SMITH	1:02.769	1:02.856	0.087
23	182	PHILLIPS	37.927	45	FORTEY	24.984	23	45	FORTEY	1:02.792	1:02.792	0.000
24	89	JONES	38.244	66	SMITH	25.020	24	89	JONES	1:03.051	1:03.353	0.302
25	43	BARFORD	38.370	73	LEWIN	25.047	25	43	BARFORD	1:03.501	1:03.501	0.000
26	37	WOODS	38.785	43	BARFORD	25.131	26	37	WOODS	1:03.664	1:03.664	0.000
27	93	GILLMAN	38.865	196	PETERSON	25.410	27	93	GILLMAN	1:04.420	1:04.423	0.003
28	196	PETERSON	39.874	93	GILLMAN	25.555	28	196	PETERSON	1:05.284	1:06.877	1.593
29	0	STANLEY	41.145	0	STANLEY	26.883	29	0	STANLEY	1:08.028	1:08.149	0.121
30	18	LANSDELL	41.314	18	LANSDELL	27.111	30	18	LANSDELL	1:08.425	1:08.595	0.170
31	92	GROVE	42.465	92	GROVE	27.240	31	92	GROVE	1:09.705	1:09.933	0.228
32	102	TEGG	42.979	289	HORNE	28.061	32	289	HORNE	1:11.104	1:11.104	0.000
33	289	HORNE	43.043	102	TEGG	28.365	33	102	TEGG	1:11.344	1:11.344	0.000

34

Weather / Track : Cloudy / Wet

Results can be found at www.tsl-timing.com

Brands Hatch Indy
Circuit Length = 1.2079 miles
Start: 11:00 Flag 11:12 End: 11:13

Printed - 11:15 Sunday, 11 March 2018

BMCRC - MRO Championships 2018 - Rnd 1 @ Brands Hatch Indy

BMCRC Thunderbike Sport & BMCRC Rookie Minitwins

RACE 13 - GRID (12 Laps)

ROW 13	39	155	Richard HARRIS	38	44	Tony PARKER	37	147	Matthew MAY
ROW 12	36	181	Robert FRANKLIN	35	72	Kevin MILLER	34	65	Ian SOILLEUX
ROW 11	33	102	James TEGG	32	289	Philip HORNE	31	92	Duncan GROVE
ROW 10	30	18	Alex LANSDELL	29	0	Luke STANLEY	28	196	Emma PETERSON
ROW 9	27	93	William GILLMAN	26	37	Ricky WOODS	25	43	Daniel BARFORD
ROW 8	24	89	Zi JONES	23	182	Kyle PHILLIPS	22	73	Vincent LEWIN
ROW 7	21	66	Mark SMITH	20	45	John FORTEY	19	166	James CASWELL
ROW 6	18	5	William YOUNG	17	143	Robert DAVIE	16	42	Scott MILLER
ROW 5	15	9	Andrew WATSON	14	131	Christopher EVANS	13	137	Charlie CRAWT
ROW 4	12	59	Benn RIDGWELL	11	145	Stuart JARVIS	10	84	Ricardo BRANCO
ROW 3	9	50	Paul ROBSON	8	666	Shane BEASLEY	7	81	Malvern MAY
ROW 2	6	90	Edward WATSON	5	22	Richard MAY	4	47	Thomas WATSON
ROW 1	3	6	Paul HOLDEN	2	198	Steven TOPPING	1	75	Stewart MAY
									Pole

Brands Hatch Indy
Circuit Length = 1.2079 miles

These results are provisional until the conclusion of any judicial and technical matters.

Clerk Of Course :	Timekeeper :
-------------------	--------------

Results can be found at www.tsl-timing.com

Printed - 11:17 Sunday, 11 March 2018



BMCRC - MRO Championships 2018 - Rnd 1 @ Brands Hatch Indy

BMCRC Thunderbike Sport & BMCRC Rookie Minitwins

RACE 13 - CLASSIFICATION

POS	NO	CL	PIC NAME	ENTRY	LAPS	TIME	GAP	DIFF	MPH	BEST	ON
1	198		1 Steven TOPPING	Yamaha R6 -	7	6:35.093			77.04	54.335	7
2	75		2 Stewart MAY	Honda CBR600F3 - Tilehurst Glass Racing	7	6:35.493	0.400	0.400	76.96	54.692	7
3	81		3 Malvern MAY	Ducati 749 -	7	6:35.670	0.577	0.177	76.93	54.599	7
4	6		4 Paul HOLDEN	Yamaha MT07 - MOREMOTO RACING	7	6:36.000	0.907	0.330	76.86	54.748	7
5	47		5 Thomas WATSON	Yamaha R6 - Motorsportdays.com TEA Time Racing	7	6:43.819	8.726	7.819	75.38	55.860	4
6	22	R	1 Richard MAY	Honda CBR600F3 - Tilehurst Glass Racing	7	6:45.109	10.016	1.290	75.14	56.188	6
7	84		6 Ricardo BRANCO	Suzuki SV650 - IMP Racing	7	6:45.964	10.871	0.855	74.98	56.800	5
8	50		7 Paul ROBSON	Suzuki SV650 -	7	6:46.865	11.772	0.901	74.81	56.300	6
9	42	R	2 Scott MILLER	Yamaha R6 -	7	7:02.122	27.029	15.257	72.11	58.218	7
10	137	RMT	1 Charlie CRAWT	Suzuki - Pass Bike Motorcycle Training Ltd	6	6:07.769	1 Lap	1 Lap	70.94	59.267	5
11	5	R	3 William YOUNG	Yamaha R6 -	6	6:08.552	1 Lap	0.783	70.79	58.858	4
12	145	RMT	2 Stuart JARVIS	Suzuki - Streetwork Solutions	6	6:08.657	1 Lap	0.105	70.77	59.572	5
13	9	RMT	3 Andrew WATSON	Suzuki -	6	6:09.793	1 Lap	1.136	70.55	58.969	6
14	66		8 Mark SMITH	Yamaha R6 - MHP EXHAUSTS	6	6:16.916	1 Lap	7.123	69.22	59.175	6
15	43		9 Daniel BARFORD	Suzuki SV650 - Aspire racing	6	6:17.056	1 Lap	0.140	69.19	1:00.534	3
16	93	R	4 William GILLMAN	Honda CBR600F W -	6	6:18.142	1 Lap	1.086	68.99	59.740	5
17	45	R	5 John FORTEY	Suzuki GSXR 600 - House of Gain Gym	6	6:19.524	1 Lap	1.382	68.74	59.735	6
18	73		10 Vincent LEWIN	Suzuki SV650 - CADMATIC REARSETS	6	6:20.750	1 Lap	1.226	68.52	1:00.978	5
19	131	RMT	4 Christopher EVANS	Suzuki -	6	6:21.271	1 Lap	0.521	68.43	1:01.402	5
20	89	RMT	5 Zi JONES	Suzuki -	6	6:21.524	1 Lap	0.253	68.38	1:00.913	5
21	143		11 Robert DAVIE	Suzuki SV650 -	6	6:22.102	1 Lap	0.578	68.28	1:01.355	6
22	92		12 Duncan GROVE	Yamaha R6 -	6	6:25.905	1 Lap	3.803	67.61	1:02.327	5
23	182	RMT	6 Kyle PHILLIPS	Suzuki - Chief Safety Consultancy	6	6:26.116	1 Lap	0.211	67.57	1:01.585	5
24	37	R	6 Ricky WOODS	Suzuki GSXR 600 - Tyres and Auto Care - Poole	6	6:31.381	1 Lap	5.265	66.66	1:02.456	4
25	0	RMT	7 Luke STANLEY	Suzuki - MOREMOTO	6	6:45.804	1 Lap	14.423	64.29	1:04.683	6
26	196	R	7 Emma PETERSON	Yamaha R6 - Rst Concept store-Helmet City Chiche	6	6:53.598	1 Lap	7.794	63.08	1:05.245	3
27	18	RMT	8 Alex LANSDALL	Suzuki -	6	6:57.608	1 Lap	4.010	62.47	1:07.661	2

NOT CLASSIFIED

DNF	59	RMT	Benn RIDGWELL	Suzuki -	6	6:07.858	1 Lap		70.92	59.488	6
DNF	147	R	Matthew MAY	Kawasaki ZXR400 - Margaret	5	5:59.743	2 Laps	1 Lap	60.44	1:09.340	4
DNF	72		Kevin MILLER	Suzuki SV650RR - Mechanical Air Supplies Ltd	0						

FASTEST LAP

198			Steven TOPPING	Yamaha R6 -	7	54.335		80.03 mph	128.80 kph
22	R		Richard MAY	Honda CBR600F3 - Tilehurst Glass Racing	6	56.188		77.39 mph	124.55 kph
9	RMT		Andrew WATSON	Suzuki -	6	58.969		73.74 mph	118.67 kph

Race stopped

Class - 92.5% of Race Speed = 71.26 mph

Class R - 92.5% of Race Speed = 69.50 mph

Class RMT - 92.5% of Race Speed = 65.61 mph

Brands Hatch Indy

Circuit Length = 1.2079 miles

Start: 15:29 Flag 15:36 End: 15:37

Weather / Track : Cloudy / Dry

These results are provisional until the conclusion of any judicial and technical matters.

Clerk Of Course :	Timekeeper :
-------------------	--------------

Results can be found at www.tsl-timing.com

Printed - 15:42 Sunday, 11 March 2018



BMCRC - MRO Championships 2018 - Rnd 1 @ Brands Hatch Indy

BMCRC Thunderbike Sport & BMCRC Rookie Minitwins

RACE 13 - LAP CHART

LAP 1 @ 15:30:33.549			LAP 3 @ 15:32:25.687			LAP 5 @ 15:34:16.159			LAP 7 @ 15:36:06.002		
NO	BEHIND	LAP TIME	NO	BEHIND	LAP TIME	NO	BEHIND	LAP TIME	NO	BEHIND	LAP TIME
75		1:02.640	75		55.655	75		55.223	198		54.335
6	0.637	1:03.277	198	0.327	55.286	198	0.206	55.023	75	0.400	54.692
81	0.783	1:03.423	81	1.054	55.737	81	0.763	55.296	81	0.577	54.599
198	0.835	1:03.475	6	1.139	56.042	6	0.949	55.254	6	0.907	54.748
84	1.146	1:03.786	84	2.716	56.818	147	1 Lap	1:09.340	47	8.726	56.446
22	1.418	1:04.058	47	3.773	56.358	84	5.849	56.800	22	10.016	56.337
47	2.333	1:04.973	22	4.556	57.297	47	5.872	56.711	0	1 Lap	1:04.683
50	2.847	1:05.487	50	5.365	57.191	22	7.334	56.370	84	10.871	57.243
137	3.964	1:06.604	42	12.331	59.341	50	8.021	56.360	50	11.772	57.294
42	4.390	1:07.030	137	13.379	1:00.441	42	20.415	59.271	196	1 Lap	1:07.621
59	5.807	1:08.447	59	13.861	59.865	137	22.725	59.267	18	1 Lap	1:08.954
145	6.543	1:09.183	145	14.510	59.679	59	23.120	59.596	42	27.029	58.218
131	6.956	1:09.596	9	16.328	59.936	145	23.438	59.572			
9	7.735	1:10.375	5	16.561	59.849	5	23.873	58.926			
5	7.993	1:10.633	43	19.302	1:00.534	9	25.574	59.476			
93	8.473	1:11.113	131	20.813	1:02.396	43	31.150	1:01.262			
43	9.135	1:11.775	93	21.428	1:02.532	93	32.395	59.740			
143	9.275	1:11.915	73	21.753	1:01.830	66	32.491	59.769			
73	9.414	1:12.054	66	21.764	1:01.182	131	34.002	1:01.402			
89	9.625	1:12.265	89	22.334	1:02.453	73	34.094	1:00.978			
92	10.052	1:12.692	143	22.572	1:02.845	89	34.440	1:00.913			
37	11.387	1:14.027	92	23.199	1:02.593	45	34.539	1:00.722			
182	11.552	1:14.192	45	23.271	1:00.391	143	35.497	1:01.608			
66	11.634	1:14.274	182	25.552	1:02.734	92	37.481	1:02.327			
45	11.687	1:14.327	37	28.476	1:04.352	182	39.108	1:01.585			
18	13.158	1:15.798	18	36.359	1:07.678	37	43.059	1:02.599			
0	13.749	1:16.389	0	36.416	1:07.535						
196	15.794	1:18.434	196	37.016	1:05.245						
147	17.206	1:19.846	147	45.544	1:10.266						

LAP 6 @ 15:35:11.667		
NO	BEHIND	LAP TIME
198		55.302
75	0.043	55.551
81	0.313	55.058
0	1 Lap	1:04.764
6	0.494	55.053
196	1 Lap	1:06.059
47	6.615	56.251
18	1 Lap	1:08.487
84	7.963	57.622
22	8.014	56.188
50	8.813	56.300
147	1 Lap	1:10.081
42	23.146	58.239
137	27.011	59.794
59	27.100	59.488
5	27.794	59.429
145	27.899	59.969
9	29.035	58.969
66	36.158	59.175
43	36.298	1:00.656
93	37.384	1:00.497
45	38.766	59.735
73	39.992	1:01.406
131	40.513	1:02.019
89	40.766	1:01.834
143	41.344	1:01.355
92	45.147	1:03.174
182	45.358	1:01.758
37	50.623	1:03.072

LAP 2 @ 15:31:30.032			LAP 4 @ 15:33:20.936		
NO	BEHIND	LAP TIME	NO	BEHIND	LAP TIME
75		56.483	75		55.249
198	0.696	56.344	198	0.406	55.328
6	0.752	56.598	81	0.690	54.885
81	0.972	56.672	6	0.918	55.028
84	1.553	56.890	84	4.272	56.805
22	2.914	57.979	47	4.384	55.860
47	3.070	57.220	22	6.187	56.880
50	3.829	57.465	50	6.884	56.768
137	8.593	1:01.112	42	16.367	59.285
42	8.645	1:00.738	137	18.681	1:00.551
59	9.651	1:00.327	59	18.747	1:00.135
145	10.486	1:00.426	145	19.089	59.828
9	12.047	1:00.795	5	20.170	58.858
5	12.367	1:00.857	9	21.321	1:00.242
131	14.072	1:03.599	43	25.111	1:01.058
43	14.423	1:01.771	131	27.823	1:02.259
93	14.551	1:02.561	93	27.878	1:01.699
143	15.382	1:02.590	66	27.945	1:01.430
89	15.536	1:02.394	73	28.339	1:01.835
73	15.578	1:02.647	89	28.750	1:01.665
66	16.237	1:01.086	45	29.040	1:01.018
92	16.261	1:02.692	143	29.112	1:01.789
182	18.473	1:03.404	92	30.377	1:02.427
45	18.535	1:03.331	182	32.746	1:02.443
37	19.779	1:04.875	37	35.683	1:02.456
18	24.336	1:07.661	0	46.330	1:05.163
0	24.536	1:07.270	196	49.891	1:08.124
196	27.426	1:08.115	18	50.140	1:09.030
147	30.933	1:10.210			

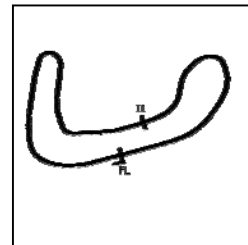
Weather / Track : Cloudy / Dry

Brands Hatch Indy
 Circuit Length = 1.2079 miles
 Start: 15:29 Flag 15:36 End: 15:37

BMCRC - MRO Championships 2018 - Rnd 1 @ Brands Hatch Indy

BMCRC Thunderbike Sport & BMCRC Rookie Minitwins

RACE 13 - SECTOR ANALYSIS



SECTOR 1 = FL to I1, SECTOR 2 = I1 to FL, DIFF = Difference To Personal Best Lap, P = Crossed Finish Line in Pit Lane, D = Time Disallowed

P1 198		Steven TOPPING		Yamaha R6 -		
IDEAL LAP TIME : 54.335		BEST LAP TIME : 54.335		DIFFERENCE : 0.000		
LAP	SECTOR 1	SECTOR 2	LAP TIME	MPH	DIFF	TIME OF DAY
1 -		23.960	1:03.475	68.50	9.140	15:30:34.384
2 -	33.389	22.955	56.344	77.17	2.009	15:31:30.728
3 -	33.016	22.270	55.286 (3)	78.65	0.951	15:32:26.014
4 -	32.701	22.627	55.328	78.59	0.993	15:33:21.342
5 -	32.627	22.396	55.023 (2)	79.03	0.688	15:34:16.365
6 -	33.167	22.135	55.302	78.63	0.967	15:35:11.667
7 -	32.302	22.033	54.335 (1)	80.03		15:36:06.002

P2 75		Stewart MAY		Honda CBR600F3 - Tilehurst Glass Racing		
IDEAL LAP TIME : 54.522		BEST LAP TIME : 54.692		DIFFERENCE : 0.170		
LAP	SECTOR 1	SECTOR 2	LAP TIME	MPH	DIFF	TIME OF DAY
1 -		23.229	1:02.640	69.42	7.948	15:30:33.549
2 -	33.444	23.039	56.483	76.98	1.791	15:31:30.032
3 -	33.249	22.406	55.655	78.13	0.963	15:32:25.687
4 -	32.808	22.441	55.249 (3)	78.70	0.557	15:33:20.936
5 -	32.739	22.484	55.223 (2)	78.74	0.531	15:34:16.159
6 -	33.519	22.032	55.551	78.28	0.859	15:35:11.710
7 -	32.490	22.202	54.692 (1)	79.51		15:36:06.402

P3 81		Malvern MAY		Ducati 749 -		
IDEAL LAP TIME : 54.454		BEST LAP TIME : 54.599		DIFFERENCE : 0.145		
LAP	SECTOR 1	SECTOR 2	LAP TIME	MPH	DIFF	TIME OF DAY
1 -		23.542	1:03.423	68.56	8.824	15:30:34.332
2 -	33.956	22.716	56.672	76.73	2.073	15:31:31.004
3 -	33.430	22.307	55.737	78.02	1.138	15:32:26.741
4 -	32.630	22.255	54.885 (2)	79.23	0.286	15:33:21.626
5 -	32.854	22.442	55.296	78.64	0.697	15:34:16.922
6 -	33.127	21.931	55.058 (3)	78.98	0.459	15:35:11.980
7 -	32.523	22.076	54.599 (1)	79.64		15:36:06.579

P4 6		Paul HOLDEN		Yamaha MT07 - MOREMOTO RACING		
IDEAL LAP TIME : 54.590		BEST LAP TIME : 54.748		DIFFERENCE : 0.158		
LAP	SECTOR 1	SECTOR 2	LAP TIME	MPH	DIFF	TIME OF DAY
1 -		23.801	1:03.277	68.72	8.529	15:30:34.186
2 -	33.142	23.456	56.598	76.83	1.850	15:31:30.784
3 -	33.220	22.822	56.042	77.59	1.294	15:32:26.826
4 -	32.811	22.217	55.028 (2)	79.02	0.280	15:33:21.854
5 -	32.775	22.479	55.254	78.70	0.506	15:34:17.108
6 -	32.962	22.091	55.053 (3)	78.98	0.305	15:35:12.161
7 -	32.499	22.249	54.748 (1)	79.42		15:36:06.909

P5 47		Thomas WATSON		Yamaha R6 - Motorsportdays.com TEA Time Racing		
IDEAL LAP TIME : 55.726		BEST LAP TIME : 55.860		DIFFERENCE : 0.134		
LAP	SECTOR 1	SECTOR 2	LAP TIME	MPH	DIFF	TIME OF DAY
1 -		23.867	1:04.973	66.92	9.113	15:30:35.882
2 -	34.063	23.157	57.220	75.99	1.360	15:31:33.102
3 -	33.598	22.760	56.358 (3)	77.16	0.498	15:32:29.460
4 -	33.379	22.481	55.860 (1)	77.84		15:33:25.320
5 -	33.712	22.999	56.711	76.68	0.851	15:34:22.031
6 -	33.245	23.006	56.251 (2)	77.30	0.391	15:35:18.282
7 -	33.951	22.495	56.446	77.04	0.586	15:36:14.728

P6 22 R		Richard MAY		Honda CBR600F3 - Tilehurst Glass Racing		
IDEAL LAP TIME : 56.112		BEST LAP TIME : 56.188		DIFFERENCE : 0.076		
LAP	SECTOR 1	SECTOR 2	LAP TIME	MPH	DIFF	TIME OF DAY

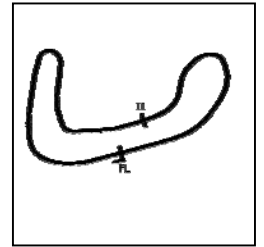
Weather / Track : Cloudy / Dry

Brands Hatch Indy
Circuit Length = 1.2079 miles
Start: 15:29 Flag 15:36 End: 15:37

BMCRC - MRO Championships 2018 - Rnd 1 @ Brands Hatch Indy

BMCRC Thunderbike Sport & BMCRC Rookie Minitwins

RACE 13 - SECTOR ANALYSIS



SECTOR 1 = FL to I1, SECTOR 2 = I1 to FL, DIFF = Difference To Personal Best Lap, P = Crossed Finish Line in Pit Lane, D = Time Disallowed

1 -		23.459	1:04.058	67.88	7.870	15:30:34.967
2 -	34.667	23.312	57.979	75.00	1.791	15:31:32.946
3 -	34.501	22.796	57.297	75.89	1.109	15:32:30.243
4 -	34.348	22.532	56.880	76.45	0.692	15:33:27.123
5 -	33.724	22.646	56.370 (3)	77.14	0.182	15:34:23.493
6 -	33.800	22.388	56.188 (1)	77.39		15:35:19.681
7 -	33.851	22.486	56.337 (2)	77.18	0.149	15:36:16.018

P7	84	Ricardo BRANCO	Suzuki SV650 - IMP Racing			
IDEAL LAP TIME : 56.483		BEST LAP TIME : 56.800	DIFFERENCE : 0.317			

LAP	SECTOR 1	SECTOR 2	LAP TIME	MPH	DIFF	TIME OF DAY
1 -		23.716	1:03.786	68.17	6.986	15:30:34.695
2 -	33.995	22.895	56.890	76.43	0.090	15:31:31.585
3 -	33.777	23.041	56.818 (3)	76.53	0.018	15:32:28.403
4 -	33.615	23.190	56.805 (2)	76.55	0.005	15:33:25.208
5 -	33.609	23.191	56.800 (1)	76.55		15:34:22.008
6 -	34.527	23.095	57.622	75.46	0.822	15:35:19.630
7 -	34.369	22.874	57.243	75.96	0.443	15:36:16.873

P8	50	Paul ROBSON	Suzuki SV650 -			
IDEAL LAP TIME : 56.265		BEST LAP TIME : 56.300	DIFFERENCE : 0.035			

LAP	SECTOR 1	SECTOR 2	LAP TIME	MPH	DIFF	TIME OF DAY
1 -		23.921	1:05.487	66.40	9.187	15:30:36.396
2 -	34.448	23.017	57.465	75.67	1.165	15:31:33.861
3 -	34.211	22.980	57.191	76.03	0.891	15:32:31.052
4 -	34.228	22.540	56.768 (3)	76.60	0.468	15:33:27.820
5 -	33.748	22.612	56.360 (2)	77.15	0.060	15:34:24.180
6 -	33.783	22.517	56.300 (1)	77.23		15:35:20.480
7 -	34.634	22.660	57.294	75.89	0.994	15:36:17.774

P9	42 R	Scott MILLER	Yamaha R6 -			
IDEAL LAP TIME : 58.096		BEST LAP TIME : 58.218	DIFFERENCE : 0.122			

LAP	SECTOR 1	SECTOR 2	LAP TIME	MPH	DIFF	TIME OF DAY
1 -		24.308	1:07.030	64.87	8.812	15:30:37.939
2 -	36.362	24.376	1:00.738	71.59	2.520	15:31:38.677
3 -	35.779	23.562	59.341	73.28	1.123	15:32:38.018
4 -	35.960	23.325	59.285	73.35	1.067	15:33:37.303
5 -	35.588	23.683	59.271 (3)	73.36	1.053	15:34:36.574
6 -	35.113	23.126	58.239 (2)	74.66	0.021	15:35:34.813
7 -	35.235	22.983	58.218 (1)	74.69		15:36:33.031

P10	137 RMT	Charlie CRAWT	Suzuki - Pass Bike Motorcycle Training Ltd			
IDEAL LAP TIME : 59.111		BEST LAP TIME : 59.267	DIFFERENCE : 0.156			

LAP	SECTOR 1	SECTOR 2	LAP TIME	MPH	DIFF	TIME OF DAY
1 -		24.250	1:06.604	65.28	7.337	15:30:37.513
2 -	36.325	24.787	1:01.112	71.15	1.845	15:31:38.625
3 -	36.452	23.989	1:00.441 (3)	71.94	1.174	15:32:39.066
4 -	36.413	24.138	1:00.551	71.81	1.284	15:33:39.617
5 -	35.497	23.770	59.267 (1)	73.37		15:34:38.884
6 -	36.139	23.655	59.794 (2)	72.72	0.527	15:35:38.678

P11	5 R	William YOUNG	Yamaha R6 -			
IDEAL LAP TIME : 58.393		BEST LAP TIME : 58.858	DIFFERENCE : 0.465			

LAP	SECTOR 1	SECTOR 2	LAP TIME	MPH	DIFF	TIME OF DAY
1 -		25.322	1:10.633	61.56	11.775	15:30:41.542
2 -	36.572	24.285	1:00.857	71.45	1.999	15:31:42.399
3 -	36.002	23.847	59.849	72.65	0.991	15:32:42.248
4 -	35.276	23.582	58.858 (1)	73.88		15:33:41.106
5 -	35.453	23.473	58.926 (2)	73.79	0.068	15:34:40.032

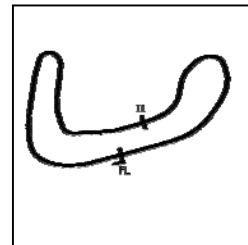
Weather / Track : Cloudy / Dry

Brands Hatch Indy
Circuit Length = 1.2079 miles
Start: 15:29 Flag 15:36 End: 15:37

BMCRC - MRO Championships 2018 - Rnd 1 @ Brands Hatch Indy

BMCRC Thunderbike Sport & BMCRC Rookie Minitwins

RACE 13 - SECTOR ANALYSIS



SECTOR 1 = FL to I1, SECTOR 2 = I1 to FL, DIFF = Difference To Personal Best Lap, P = Crossed Finish Line in Pit Lane, D = Time Disallowed

6 - 36.148 **23.281** 59.429 (3) 73.17 0.571 15:35:39.461

P12 145 RMT		Stuart JARVIS		Suzuki - Streetwork Solutions			
IDEAL LAP TIME : 59.109		BEST LAP TIME : 59.572		DIFFERENCE : 0.463			
LAP	SECTOR 1	SECTOR 2	LAP TIME	MPH	DIFF	TIME OF DAY	
1 -		25.041	1:09.183	62.85	9.611	15:30:40.092	
2 -	36.186	24.240	1:00.426	71.96	0.854	15:31:40.518	
3 -	35.865	23.814	59.679 (2)	72.86	0.107	15:32:40.197	
4 -	35.803	24.025	59.828 (3)	72.68	0.256	15:33:40.025	
5 -	36.120	23.452	59.572 (1)	72.99		15:34:39.597	
6 -	36.235	23.734	59.969	72.51	0.397	15:35:39.566	

P13 9 RMT		Andrew WATSON		Suzuki -			
IDEAL LAP TIME : 58.969		BEST LAP TIME : 58.969		DIFFERENCE : 0.000			
LAP	SECTOR 1	SECTOR 2	LAP TIME	MPH	DIFF	TIME OF DAY	
1 -		25.310	1:10.375	61.79	11.406	15:30:41.284	
2 -	36.621	24.174	1:00.795	71.52	1.826	15:31:42.079	
3 -	36.067	23.869	59.936 (3)	72.55	0.967	15:32:42.015	
4 -	36.259	23.983	1:00.242	72.18	1.273	15:33:42.257	
5 -	35.823	23.653	59.476 (2)	73.11	0.507	15:34:41.733	
6 -	35.580	23.389	58.969 (1)	73.74		15:35:40.702	

P14 66		Mark SMITH		Yamaha R6 - MHP EXHAUSTS			
IDEAL LAP TIME : 58.710		BEST LAP TIME : 59.175		DIFFERENCE : 0.465			
LAP	SECTOR 1	SECTOR 2	LAP TIME	MPH	DIFF	TIME OF DAY	
1 -		26.528	1:14.274	58.54	15.099	15:30:45.183	
2 -	37.020	24.066	1:01.086 (3)	71.18	1.911	15:31:46.269	
3 -	36.720	24.462	1:01.182	71.07	2.007	15:32:47.451	
4 -	37.025	24.405	1:01.430	70.78	2.255	15:33:48.881	
5 -	36.076	23.693	59.769 (2)	72.75	0.594	15:34:48.650	
6 -	35.353	23.822	59.175 (1)	73.48		15:35:47.825	

P15 43		Daniel BARFORD		Suzuki SV650 - Aspire racing			
IDEAL LAP TIME : 1:00.447		BEST LAP TIME : 1:00.534		DIFFERENCE : 0.087			
LAP	SECTOR 1	SECTOR 2	LAP TIME	MPH	DIFF	TIME OF DAY	
1 -		25.483	1:11.775	60.58	11.241	15:30:42.684	
2 -	36.871	24.900	1:01.771	70.39	1.237	15:31:44.455	
3 -	36.366	24.168	1:00.534 (1)	71.83		15:32:44.989	
4 -	36.633	24.425	1:01.058 (3)	71.22	0.524	15:33:46.047	
5 -	36.869	24.393	1:01.262	70.98	0.728	15:34:47.309	
6 -	36.575	24.081	1:00.656 (2)	71.69	0.122	15:35:47.965	

P16 93 R		William GILLMAN		Honda CBR600F W -			
IDEAL LAP TIME : 59.670		BEST LAP TIME : 59.740		DIFFERENCE : 0.070			
LAP	SECTOR 1	SECTOR 2	LAP TIME	MPH	DIFF	TIME OF DAY	
1 -		25.519	1:11.113	61.14	11.373	15:30:42.022	
2 -	37.179	25.382	1:02.561	69.50	2.821	15:31:44.583	
3 -	37.944	24.588	1:02.532	69.54	2.792	15:32:47.115	
4 -	37.151	24.548	1:01.699 (3)	70.48	1.959	15:33:48.814	
5 -	35.827	23.913	59.740 (1)	72.79		15:34:48.554	
6 -	36.654	23.843	1:00.497 (2)	71.88	0.757	15:35:49.051	

P17 45 R		John FORTEY		Suzuki GSXR 600 - House of Gain Gym			
IDEAL LAP TIME : 57.918		BEST LAP TIME : 59.735		DIFFERENCE : 1.817			
LAP	SECTOR 1	SECTOR 2	LAP TIME	MPH	DIFF	TIME OF DAY	
1 -		26.742	1:14.327	58.50	14.592	15:30:45.236	
2 -	38.350	24.981	1:03.331	68.66	3.596	15:31:48.567	
3 -	35.877	24.514	1:00.391 (2)	72.00	0.656	15:32:48.958	

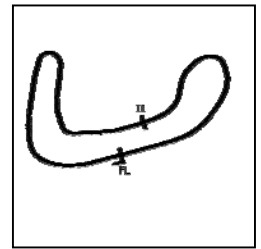
Weather / Track : Cloudy / Dry

Brands Hatch Indy
Circuit Length = 1.2079 miles
Start: 15:29 Flag 15:36 End: 15:37

BMCRC - MRO Championships 2018 - Rnd 1 @ Brands Hatch Indy

BMCRC Thunderbike Sport & BMCRC Rookie Minitwins

RACE 13 - SECTOR ANALYSIS



SECTOR 1 = FL to I1, SECTOR 2 = I1 to FL, DIFF = Difference To Personal Best Lap, P = Crossed Finish Line in Pit Lane, D = Time Disallowed

4 -	36.597	24.421	1:01.018	71.26	1.283	15:33:49.976
5 -	36.636	24.086	1:00.722 (3)	71.61	0.987	15:34:50.698
6 -	36.810	22.925	59.735 (1)	72.79		15:35:50.433

P18 73	Vincent LEWIN		Suzuki SV650 - CADMATIC REARSETS			
IDEAL LAP TIME : 58.851		BEST LAP TIME : 1:00.978	DIFFERENCE : 2.127			
LAP	SECTOR 1	SECTOR 2	LAP TIME	MPH	DIFF	TIME OF DAY
1 -		26.052	1:12.054	60.35	11.076	15:30:42.963
2 -	37.514	25.133	1:02.647	69.41	1.669	15:31:45.610
3 -	37.125	24.705	1:01.830 (3)	70.33	0.852	15:32:47.440
4 -	37.420	24.415	1:01.835	70.32	0.857	15:33:49.275
5 -	36.826	24.152	1:00.978 (1)	71.31		15:34:50.253
6 -	37.779	23.627	1:01.406 (2)	70.81	0.428	15:35:51.659

P19 131 RMT	Christopher EVANS		Suzuki -			
IDEAL LAP TIME : 1:01.402		BEST LAP TIME : 1:01.402	DIFFERENCE : 0.000			
LAP	SECTOR 1	SECTOR 2	LAP TIME	MPH	DIFF	TIME OF DAY
1 -		25.347	1:09.596	62.48	8.194	15:30:40.505
2 -	38.295	25.304	1:03.599	68.37	2.197	15:31:44.104
3 -	37.597	24.799	1:02.396	69.69	0.994	15:32:46.500
4 -	37.290	24.969	1:02.259 (3)	69.84	0.857	15:33:48.759
5 -	36.997	24.405	1:01.402 (1)	70.82		15:34:50.161
6 -	37.380	24.639	1:02.019 (2)	70.11	0.617	15:35:52.180

P20 89 RMT	Zi JONES		Suzuki -			
IDEAL LAP TIME : 1:00.442		BEST LAP TIME : 1:00.913	DIFFERENCE : 0.471			
LAP	SECTOR 1	SECTOR 2	LAP TIME	MPH	DIFF	TIME OF DAY
1 -		25.739	1:12.265	60.17	11.352	15:30:43.174
2 -	37.589	24.805	1:02.394	69.69	1.481	15:31:45.568
3 -	38.061	24.392	1:02.453	69.63	1.540	15:32:48.021
4 -	37.344	24.321	1:01.665 (2)	70.51	0.752	15:33:49.686
5 -	36.732	24.181	1:00.913 (1)	71.39		15:34:50.599
6 -	37.731	24.103	1:01.834 (3)	70.32	0.921	15:35:52.433

P21 143	Robert DAVIE		Suzuki SV650 -			
IDEAL LAP TIME : 1:00.957		BEST LAP TIME : 1:01.355	DIFFERENCE : 0.398			
LAP	SECTOR 1	SECTOR 2	LAP TIME	MPH	DIFF	TIME OF DAY
1 -		26.046	1:11.915	60.46	10.560	15:30:42.824
2 -	37.362	25.228	1:02.590	69.47	1.235	15:31:45.414
3 -	38.012	24.833	1:02.845	69.19	1.490	15:32:48.259
4 -	36.901	24.888	1:01.789 (3)	70.37	0.434	15:33:50.048
5 -	37.207	24.401	1:01.608 (2)	70.58	0.253	15:34:51.656
6 -	37.164	24.191	1:01.355 (1)	70.87		15:35:53.011

P22 92	Duncan GROVE		Yamaha R6 -			
IDEAL LAP TIME : 1:02.185		BEST LAP TIME : 1:02.327	DIFFERENCE : 0.142			
LAP	SECTOR 1	SECTOR 2	LAP TIME	MPH	DIFF	TIME OF DAY
1 -		25.703	1:12.692	59.82	10.365	15:30:43.601
2 -	37.590	25.102	1:02.692	69.36	0.365	15:31:46.293
3 -	37.745	24.848	1:02.593 (3)	69.47	0.266	15:32:48.886
4 -	37.532	24.895	1:02.427 (2)	69.65	0.100	15:33:51.313
5 -	37.674	24.653	1:02.327 (1)	69.77		15:34:53.640
6 -	37.842	25.332	1:03.174	68.83	0.847	15:35:56.814

P23 182 RMT	Kyle PHILLIPS		Suzuki - Chief Safety Consultancy			
IDEAL LAP TIME : 1:01.203		BEST LAP TIME : 1:01.585	DIFFERENCE : 0.382			
LAP	SECTOR 1	SECTOR 2	LAP TIME	MPH	DIFF	TIME OF DAY
1 -		26.781	1:14.192	58.61	12.607	15:30:45.101

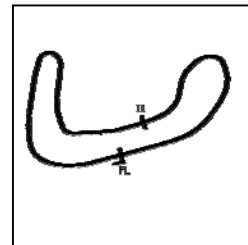
Weather / Track : Cloudy / Dry

Brands Hatch Indy
Circuit Length = 1.2079 miles
Start: 15:29 Flag 15:36 End: 15:37

BMCRC - MRO Championships 2018 - Rnd 1 @ Brands Hatch Indy

BMCRC Thunderbike Sport & BMCRC Rookie Minitwins

RACE 13 - SECTOR ANALYSIS



SECTOR 1 = FL to I1, SECTOR 2 = I1 to FL, DIFF = Difference To Personal Best Lap, P = Crossed Finish Line in Pit Lane, D = Time Disallowed

2 -	38.309	25.095	1:03.404	68.58	1.819	15:31:48.505
3 -	37.832	24.902	1:02.734	69.31	1.149	15:32:51.239
4 -	37.790	24.653	1:02.443 (3)	69.64	0.858	15:33:53.682
5 -	37.419	24.166	1:01.585 (1)	70.61		15:34:55.267
6 -	37.531	24.227	1:01.758 (2)	70.41	0.173	15:35:57.025

P24	37 R	Ricky WOODS	Suzuki GSXR 600 - Tyres and Auto Care - Poole			
IDEAL LAP TIME : 1:02.242		BEST LAP TIME : 1:02.456	DIFFERENCE : 0.214			

LAP	SECTOR 1	SECTOR 2	LAP TIME	MPH	DIFF	TIME OF DAY
1 -		26.837	1:14.027	58.74	11.571	15:30:44.936
2 -	39.037	25.838	1:04.875	67.03	2.419	15:31:49.811
3 -	38.292	26.060	1:04.352	67.57	1.896	15:32:54.163
4 -	37.463	24.993	1:02.456 (1)	69.62		15:33:56.619
5 -	37.551	25.048	1:02.599 (2)	69.46	0.143	15:34:59.218
6 -	37.249	25.823	1:03.072 (3)	68.94	0.616	15:36:02.290

P25	0 RMT	Luke STANLEY	Suzuki - MOREMOTO			
IDEAL LAP TIME : 1:04.683		BEST LAP TIME : 1:04.683	DIFFERENCE : 0.000			

LAP	SECTOR 1	SECTOR 2	LAP TIME	MPH	DIFF	TIME OF DAY
1 -		27.357	1:16.389	56.92	11.706	15:30:47.298
2 -	40.191	27.079	1:07.270	64.64	2.587	15:31:54.568
3 -	40.621	26.914	1:07.535	64.39	2.852	15:33:02.103
4 -	39.326	25.837	1:05.163 (3)	66.73	0.480	15:34:07.266
5 -	39.120	25.644	1:04.764 (2)	67.14	0.081	15:35:12.030
6 -	39.085	25.598	1:04.683 (1)	67.22		15:36:16.713

P26	196 R	Emma PETERSON	Yamaha R6 - Rst Concept store-Helmet City Chichester. Fisher			
IDEAL LAP TIME : 1:05.245		BEST LAP TIME : 1:05.245	DIFFERENCE : 0.000			

LAP	SECTOR 1	SECTOR 2	LAP TIME	MPH	DIFF	TIME OF DAY
1 -		27.654	1:18.434	55.44	13.189	15:30:49.343
2 -	41.377	26.738	1:08.115	63.84	2.870	15:31:57.458
3 -	39.063	26.182	1:05.245 (1)	66.65		15:33:02.703
4 -	41.019	27.105	1:08.124	63.83	2.879	15:34:10.827
5 -	39.654	26.405	1:06.059 (2)	65.82	0.814	15:35:16.886
6 -	40.795	26.826	1:07.621 (3)	64.30	2.376	15:36:24.507

P27	18 RMT	Alex LANSDSELL	Suzuki -			
IDEAL LAP TIME : 1:07.340		BEST LAP TIME : 1:07.661	DIFFERENCE : 0.321			

LAP	SECTOR 1	SECTOR 2	LAP TIME	MPH	DIFF	TIME OF DAY
1 -		27.049	1:15.798	57.37	8.137	15:30:46.707
2 -	40.383	27.278	1:07.661 (1)	64.27		15:31:54.368
3 -	40.537	27.141	1:07.678 (2)	64.25	0.017	15:33:02.046
4 -	41.227	27.803	1:09.030	62.99	1.369	15:34:11.076
5 -	41.530	26.957	1:08.487 (3)	63.49	0.826	15:35:19.563
6 -	41.329	27.625	1:08.954	63.06	1.293	15:36:28.517

P28	59 RMT	Benn RIDGWELL	Suzuki -			
IDEAL LAP TIME : 58.747		BEST LAP TIME : 59.488	DIFFERENCE : 0.741			

LAP	SECTOR 1	SECTOR 2	LAP TIME	MPH	DIFF	TIME OF DAY
1 -		24.782	1:08.447	63.53	8.959	15:30:39.356
2 -	36.075	24.252	1:00.327	72.08	0.839	15:31:39.683
3 -	35.740	24.125	59.865 (3)	72.64	0.377	15:32:39.548
4 -	35.794	24.341	1:00.135	72.31	0.647	15:33:39.683
5 -	35.943	23.653	59.596 (2)	72.96	0.108	15:34:39.279
6 -	35.719	23.769	59.488 (1)	73.10		15:35:38.767

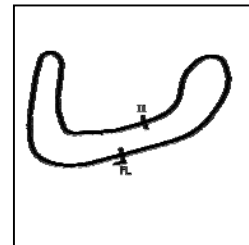
Weather / Track : Cloudy / Dry

Brands Hatch Indy
Circuit Length = 1.2079 miles
Start: 15:29 Flag 15:36 End: 15:37

BMCRC - MRO Championships 2018 - Rnd 1 @ Brands Hatch Indy

BMCRC Thunderbike Sport & BMCRC Rookie Minitwins

RACE 13 - SECTOR ANALYSIS



SECTOR 1 = FL to I1, SECTOR 2 = I1 to FL, DIFF = Difference To Personal Best Lap, P = Crossed Finish Line in Pit Lane, D = Time Disallowed

P29 147 R		Matthew MAY		Kawasaki ZXR400 - Margaret			
IDEAL LAP TIME : 1:09.028		BEST LAP TIME : 1:09.340		DIFFERENCE : 0.312			
LAP	SECTOR 1	SECTOR 2	LAP TIME	MPH	DIFF	TIME OF DAY	
1 -		28.238	1:19.846	54.46	10.506	15:30:50.755	
2 -	42.596	27.614	1:10.210 (3)	61.93	0.870	15:32:00.965	
3 -	42.912	27.354	1:10.266	61.88	0.926	15:33:11.231	
4 -	42.543	26.797	1:09.340 (1)	62.71		15:34:20.571	
5 -	42.524	27.557	1:10.081 (2)	62.05	0.741	15:35:30.652	

Weather / Track : Cloudy / Dry

Results can be found at www.tsl-timing.com

Page 6 of 6

Brands Hatch Indy
Circuit Length = 1.2079 miles
Start: 15:29 Flag 15:36 End: 15:37

Printed - 15:46 Sunday, 11 March 2018

BMCRC - MRO Championships 2018 - Rnd 1 @ Brands Hatch Indy

BMCRC Thunderbike Sport & BMCRC Rookie Minitwins

RACE 13 - BEST SECTORS

SECTOR 1			SECTOR 2			IDEAL / BEST COMPARISON						
POS	NO	NAME	TIME	NO	NAME	TIME	POS	NO	NAME	IDEAL	BEST	DIFF
									PERFECT LAP	54.233		
1	198	TOPPING	32.302	81	MAY	21.931	1	198	TOPPING	54.335	54.335	0.000
2	75	MAY	32.490	75	MAY	22.032	2	81	MAY	54.454	54.599	0.145
3	6	HOLDEN	32.499	198	TOPPING	22.033	3	75	MAY	54.522	54.692	0.170
4	81	MAY	32.523	6	HOLDEN	22.091	4	6	HOLDEN	54.590	54.748	0.158
5	47	WATSON	33.245	22	MAY	22.388	5	47	WATSON	55.726	55.860	0.134
6	84	BRANCO	33.609	47	WATSON	22.481	6	22	MAY	56.112	56.188	0.076
7	22	MAY	33.724	50	ROBSON	22.517	7	50	ROBSON	56.265	56.300	0.035
8	50	ROBSON	33.748	84	BRANCO	22.874	8	84	BRANCO	56.483	56.800	0.317
9	45	FORTEY	34.993	45	FORTEY	22.925	9	45	FORTEY	57.918	59.735	1.817
10	66	SMITH	35.017	42	MILLER	22.983	10	42	MILLER	58.096	58.218	0.122
11	59	RIDGWELL	35.094	5	YOUNG	23.281	11	5	YOUNG	58.393	58.858	0.465
12	5	YOUNG	35.112	9	WATSON	23.389	12	66	SMITH	58.710	59.175	0.465
13	42	MILLER	35.113	145	JARVIS	23.452	13	59	RIDGWELL	58.747	59.488	0.741
14	73	LEWIN	35.224	73	LEWIN	23.627	14	73	LEWIN	58.851	1:00.978	2.127
15	137	CRAWT	35.456	59	RIDGWELL	23.653	15	9	WATSON	58.969	58.969	0.000
16	9	WATSON	35.580	137	CRAWT	23.655	16	145	JARVIS	59.109	59.572	0.463
17	145	JARVIS	35.657	66	SMITH	23.693	17	137	CRAWT	59.111	59.267	0.156
18	93	GILLMAN	35.827	93	GILLMAN	23.843	18	93	GILLMAN	59.670	59.740	0.070
19	89	JONES	36.339	43	BARFORD	24.081	19	89	JONES	1:00.442	1:00.913	0.471
20	43	BARFORD	36.366	89	JONES	24.103	20	43	BARFORD	1:00.447	1:00.534	0.087
21	143	DAVIE	36.766	182	PHILLIPS	24.166	21	143	DAVIE	1:00.957	1:01.355	0.398
22	131	EVANS	36.997	143	DAVIE	24.191	22	182	PHILLIPS	1:01.203	1:01.585	0.382
23	182	PHILLIPS	37.037	131	EVANS	24.405	23	131	EVANS	1:01.402	1:01.402	0.000
24	37	WOODS	37.249	92	GROVE	24.653	24	92	GROVE	1:02.185	1:02.327	0.142
25	92	GROVE	37.532	37	WOODS	24.993	25	37	WOODS	1:02.242	1:02.456	0.214
26	196	PETERSON	39.063	0	STANLEY	25.598	26	0	STANLEY	1:04.683	1:04.683	0.000
27	0	STANLEY	39.085	196	PETERSON	26.182	27	196	PETERSON	1:05.245	1:05.245	0.000
28	18	LANSDELL	40.383	147	MAY	26.797	28	18	LANSDELL	1:07.340	1:07.661	0.321
29	147	MAY	42.231	18	LANSDELL	26.957	29	147	MAY	1:09.028	1:09.340	0.312
30												

Weather / Track : Cloudy / Dry

Results can be found at www.tsl-timing.com

Brands Hatch Indy
 Circuit Length = 1.2079 miles
 Start: 15:29 Flag 15:36 End: 15:37

Printed - 15:46 Sunday, 11 March 2018

BMCRC-MRO Championships 2018



DFDS Yamaha Past Masters

Brands Hatch Indy Circuit

10th / 11th March 2018



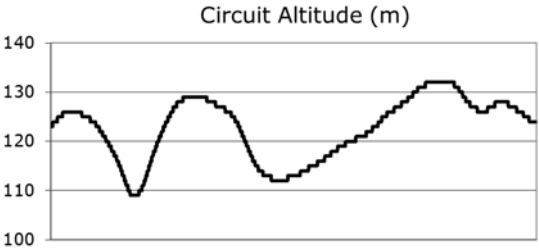
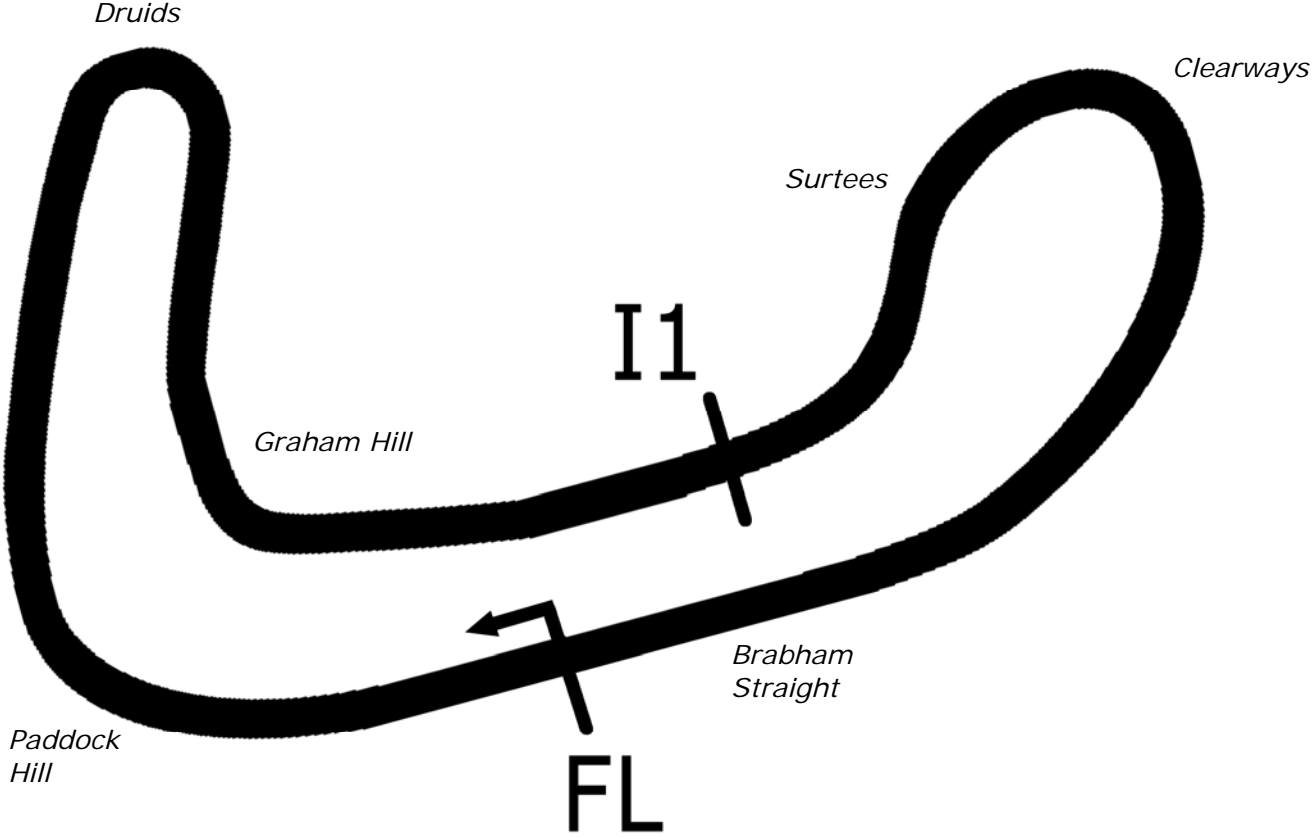
Results Provided by Timing Solutions Ltd
www.tsl-timing.com

Brands Hatch Indy



SPORTS TIMING

TIMING SOLUTIONS LTD



Length	1.2079 miles	1944.0 m	
FL		51.36032 N	0.26032 E
I1	1112m	51.35934 N	0.25955 E
Pit Entry	1669m	51.35911 N	0.25743 E
Pit Exit	83m after FL	51.36017 N	0.26051 E
Pit Entry–Pit Exit 332m, 19.9s @60kph, 14.9s @80kph			

BMCRC - MRO Championships 2018 - Rnd 1 @ Brands Hatch Indy
DFDS Seaways Yamaha Past Masters
QUALIFYING - CLASSIFICATION

POS	NO	CL	PIC NAME	ENTRY	TIME	ON	LAPS	GAP	DIFF	MPH
1	13		1 Doug EDMONDSON	Yamaha - Wave Racing Developments	1:01.848	10	12			70.31
2	19		2 Peter BRANTON	Yamaha -	1:02.115	4	5	0.267	0.267	70.00
3	125		3 Ben MILES	Yamaha - Gibson Exhaust	1:02.420	6	8	0.572	0.305	69.66
4	9		4 Dan WRIGHT	Yamaha -	1:02.831	5	10	0.983	0.411	69.21
5	88		5 Michael STANLEY	Yamaha -	1:02.849	9	10	1.001	0.018	69.19
6	46	C	1 Kevin MARSHALL	Yamaha -	1:03.207	8	12	1.359	0.358	68.79
7	4		6 Denis HALIL	Yamaha - D & A AUTOS	1:03.589	7	11	1.741	0.382	68.38
8	70	C	2 Andrew BURSCOUGH	Yamaha - Apollo Tuning	1:03.687	11	11	1.839	0.098	68.28
9	101		7 Andrew DAVIES	Yamaha - GIBSON EXHAUSTS	1:03.826	8	9	1.978	0.139	68.13
10	0		8 Jeremy HILL	Yamaha - LT-Info.com / ELP Racing	1:04.039	7	9	2.191	0.213	67.90
11	97		9 Reece GUYETT	Yamaha - Rose MOT / Master Mix	1:04.690	11	11	2.842	0.651	67.22
12	81		10 Scott GRANT	Yamaha - SEAGER engineering/ Motaa Cycle Parts	1:04.728	7	9	2.880	0.038	67.18
13	24	R	1 Scott CARSON	Yamaha - Two wheel technics	1:04.871	7	11	3.023	0.143	67.03
14	2	C	3 Lee HUFF	Yamaha -	1:05.426	4	9	3.578	0.555	66.46
15	11	C	4 Paul MIDDLETON	Yamaha - Whizzard Racing	1:05.855	8	8	4.007	0.429	66.03
16	78		11 Gary BUTTON	Yamaha -	1:06.020	6	6	4.172	0.165	65.86
17	57	R	2 Geoff MOOK	Yamaha -	1:06.302	9	11	4.454	0.282	65.58
18	40	C	5 Douglas BEACOCK	Yamaha -	1:06.616	6	9	4.768	0.314	65.27
19	83	C	6 Paul GODBOLD	Yamaha - Hill farm tree services	1:07.092	7	7	5.244	0.476	64.81
20	60	R	3 Daniel GOUGH	Yamaha - G Force Motorcycles	1:07.609	5	11	5.761	0.517	64.31
21	100		12 Adam HALIL	Yamaha - www.ypmrc.co.uk	1:08.414	7	10	6.566	0.805	63.56
22	21		13 Ben HUNTER	Yamaha -	1:08.656	4	6	6.808	0.242	63.33
23	87	R	4 Denise BUTTON	Yamaha -	1:10.082	6	10	8.234	1.426	62.05
24	64	R	5 Mick GEARY	Yamaha -	1:16.237	8	8	14.389	6.155	57.04
25	14	R	6 John HARRISON	Yamaha -	1:17.048	4	9	15.200	0.811	56.44
26	72	C	7 Len WHALIN	Yamaha -			0			

Weather / Track : Cloudy / Wet
These results are provisional until the conclusion of any judicial and technical matters.

Brands Hatch Indy

Circuit Length = 1.2079 miles

Start: 09:16 Flag 09:28 End: 09:29

Clerk Of Course :	Timekeeper :
-------------------	--------------

 Results can be found at www.tsl-timing.com

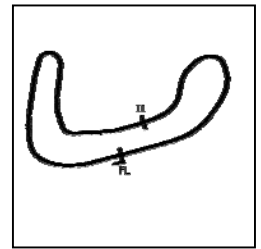
Printed - 09:30 Saturday, 10 March 2018



BMCRC - MRO Championships 2018 - Rnd 1 @ Brands Hatch Indy

DFDS Seaways Yamaha Past Masters

QUALIFYING - SECTOR ANALYSIS



SECTOR 1 = FL to I1, SECTOR 2 = I1 to FL, DIFF = Difference To Personal Best Lap, P = Crossed Finish Line in Pit Lane, D = Time Disallowed

P1 13		Doug EDMONDSON		Yamaha - Wave Racing Developments			
IDEAL LAP TIME : 1:01.848		BEST LAP TIME : 1:01.848		DIFFERENCE : 0.000			
LAP	SECTOR 1	SECTOR 2	LAP TIME	MPH	DIFF	TIME OF DAY	
1 -	43.624	27.103	1:10.727	61.48	8.879	09:17:59.260	
2 -	39.773	26.244	1:06.017	65.87	4.169	09:19:05.277	
3 -	40.675	26.450	1:07.125	64.78	5.277	09:20:12.402	
4 -	40.408	26.910	1:07.318	64.59	5.470	09:21:19.720	
5 -	39.066	25.373	1:04.439	67.48	2.591	09:22:24.159	
6 -	37.922	25.209	1:03.131	68.88	1.283	09:23:27.290	
7 -	37.491	25.092	1:02.583	69.48	0.735	09:24:29.873	
8 -	37.570	25.359	1:02.929	69.10	1.081	09:25:32.802	
9 -	37.066	25.030	1:02.096 (2)	70.03	0.248	09:26:34.898	
10 -	37.062	24.786	1:01.848 (1)	70.31		09:27:36.746	
11 -	37.570	24.941	1:02.511 (3)	69.56	0.663	09:28:39.257	
12 -	38.547	26.134	1:04.681	67.23	2.833	09:29:43.938	

P2 19		Peter BRANTON		Yamaha -			
IDEAL LAP TIME : 1:01.973		BEST LAP TIME : 1:02.115		DIFFERENCE : 0.142			
LAP	SECTOR 1	SECTOR 2	LAP TIME	MPH	DIFF	TIME OF DAY	
1 -	39.725	25.707	1:05.432	66.45	3.317	09:17:51.546	
2 -	38.797	25.591	1:04.388	67.53	2.273	09:18:55.934	
3 -	37.553	24.972	1:02.525 (3)	69.54	0.410	09:19:58.459	
4 -	37.671	24.444	1:02.115 (1)	70.00		09:21:00.574	
5 -	37.529	24.902	1:02.431 (2)	69.65	0.316	09:22:03.005	

P3 125		Ben MILES		Yamaha - Gibson Exhaust			
IDEAL LAP TIME : 1:02.420		BEST LAP TIME : 1:02.420		DIFFERENCE : 0.000			
LAP	SECTOR 1	SECTOR 2	LAP TIME	MPH	DIFF	TIME OF DAY	
1 -	43.606	26.785	1:10.391	61.77	7.971	09:18:00.364	
2 -	39.463	25.434	1:04.897	67.00	2.477	09:19:05.261	
3 -	38.518	25.100	1:03.618 (3)	68.35	1.198	09:20:08.879	
4 -	39.022	25.113	1:04.135	67.80	1.715	09:21:13.014	
5 -	38.309	24.855	1:03.164 (2)	68.84	0.744	09:22:16.178	
6 -	37.580	24.840	1:02.420 (1)	69.66		09:23:18.598	
7 -	39.169	IN PIT	2:19.448 P	31.18	1:17.028	09:25:38.046	
8 -	OUTLAP	25.969	1:10.189	61.95	7.769	09:26:48.235	

P4 9		Dan WRIGHT		Yamaha -			
IDEAL LAP TIME : 1:02.764		BEST LAP TIME : 1:02.831		DIFFERENCE : 0.067			
LAP	SECTOR 1	SECTOR 2	LAP TIME	MPH	DIFF	TIME OF DAY	
1 -	41.214	26.553	1:07.767	64.16	4.936	09:17:56.406	
2 -	39.282	25.354	1:04.636	67.27	1.805	09:19:01.042	
3 -	38.851	25.115	1:03.966	67.98	1.135	09:20:05.008	
4 -	38.382	26.766	1:05.148	66.74	2.317	09:21:10.156	
5 -	37.900	24.931	1:02.831 (1)	69.21		09:22:12.987	
6 -	37.833	25.108	1:02.941 (2)	69.09	0.110	09:23:15.928	
7 -	39.299	25.556	1:04.855	67.05	2.024	09:24:20.783	
8 -	37.871	25.271	1:03.142 (3)	68.87	0.311	09:25:23.925	
9 -	39.346	26.451	1:05.797	66.09	2.966	09:26:29.722	
10 -	38.824	25.836	1:04.660	67.25	1.829	09:27:34.382	

P5 88		Michael STANLEY		Yamaha -			
IDEAL LAP TIME : 1:02.849		BEST LAP TIME : 1:02.849		DIFFERENCE : 0.000			
LAP	SECTOR 1	SECTOR 2	LAP TIME	MPH	DIFF	TIME OF DAY	
1 -	41.885	27.544	1:09.429	62.63	6.580	09:17:58.601	
2 -	39.978	26.552	1:06.530	65.36	3.681	09:19:05.131	
3 -	39.469	25.825	1:05.294	66.60	2.445	09:20:10.425	
4 -	38.658	25.610	1:04.268	67.66	1.419	09:21:14.693	
5 -	39.588	25.675	1:05.263	66.63	2.414	09:22:19.956	

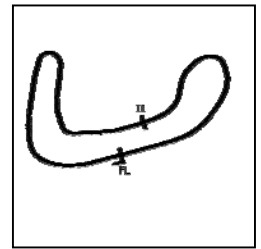
Weather / Track : Cloudy / Wet

Brands Hatch Indy
Circuit Length = 1.2079 miles
Start: 09:16 Flag 09:28 End: 09:29

BMCRC - MRO Championships 2018 - Rnd 1 @ Brands Hatch Indy

DFDS Seaways Yamaha Past Masters

QUALIFYING - SECTOR ANALYSIS



SECTOR 1 = FL to I1, SECTOR 2 = I1 to FL, DIFF = Difference To Personal Best Lap, P = Crossed Finish Line in Pit Lane, D = Time Disallowed

6 -	38.131	25.476	1:03.607 (2)	68.36	0.758	09:23:23.563
7 -	38.167	25.734	1:03.901 (3)	68.05	1.052	09:24:27.464
8 -	38.153	26.362	1:04.515	67.40	1.666	09:25:31.979
9 -	37.589	25.260	1:02.849 (1)	69.19		09:26:34.828
10 -	37.808	26.722	1:04.530	67.38	1.681	09:27:39.358

P6 46 C		Kevin MARSHALL		Yamaha -			
IDEAL LAP TIME : 1:03.125		BEST LAP TIME : 1:03.207		DIFFERENCE : 0.082			
LAP	SECTOR 1	SECTOR 2	LAP TIME	MPH	DIFF	TIME OF DAY	
1 -	41.222	26.600	1:07.822	64.11	4.615	09:17:53.804	
2 -	39.716	25.739	1:05.455	66.43	2.248	09:18:59.259	
3 -	39.101	25.962	1:05.063	66.83	1.856	09:20:04.322	
4 -	38.833	27.018	1:05.851	66.03	2.644	09:21:10.173	
5 -	38.733	25.396	1:04.129	67.81	0.922	09:22:14.302	
6 -	38.283	25.140	1:03.423 (2)	68.56	0.216	09:23:17.725	
7 -	38.556	25.816	1:04.372	67.55	1.165	09:24:22.097	
8 -	37.985	25.222	1:03.207 (1)	68.79		09:25:25.304	
9 -	38.473	26.497	1:04.970	66.93	1.763	09:26:30.274	
10 -	38.798	25.721	1:04.519	67.40	1.312	09:27:34.793	
11 -	39.524	26.116	1:05.640	66.24	2.433	09:28:40.433	
12 -	37.993	25.986	1:03.979 (3)	67.96	0.772	09:29:44.412	

P7 4		Denis HALIL		Yamaha - D & A AUTOS			
IDEAL LAP TIME : 1:02.882		BEST LAP TIME : 1:03.589		DIFFERENCE : 0.707			
LAP	SECTOR 1	SECTOR 2	LAP TIME	MPH	DIFF	TIME OF DAY	
1 -	44.124	27.688	1:11.812	60.55	8.223	09:18:06.579	
2 -	41.544	26.245	1:07.789	64.14	4.200	09:19:14.368	
3 -	39.630	26.071	1:05.701	66.18	2.112	09:20:20.069	
4 -	40.591	26.388	1:06.979	64.92	3.390	09:21:27.048	
5 -	39.508	25.757	1:05.265	66.62	1.676	09:22:32.313	
6 -	38.754	25.822	1:04.576	67.34	0.987	09:23:36.889	
7 -	38.143	25.446	1:03.589 (1)	68.38		09:24:40.478	
8 -	38.010	25.776	1:03.786 (3)	68.17	0.197	09:25:44.264	
9 -	38.373	25.744	1:04.117	67.82	0.528	09:26:48.381	
10 -	38.881	24.872	1:03.753 (2)	68.21	0.164	09:27:52.134	
11 -	39.442	25.188	1:04.630	67.28	1.041	09:28:56.764	

P8 70 C		Andrew BURSCOUGH		Yamaha - Apollo Tuning			
IDEAL LAP TIME : 1:03.093		BEST LAP TIME : 1:03.687		DIFFERENCE : 0.594			
LAP	SECTOR 1	SECTOR 2	LAP TIME	MPH	DIFF	TIME OF DAY	
1 -	43.230	26.952	1:10.182	61.96	6.495	09:18:07.108	
2 -	39.799	25.840	1:05.639	66.25	1.952	09:19:12.747	
3 -	39.846	26.808	1:06.654	65.24	2.967	09:20:19.401	
4 -	39.039	26.787	1:05.826	66.06	2.139	09:21:25.227	
5 -	39.839	26.179	1:06.018	65.86	2.331	09:22:31.245	
6 -	39.455	26.424	1:05.879	66.00	2.192	09:23:37.124	
7 -	38.755	25.062	1:03.817 (3)	68.14	0.130	09:24:40.941	
8 -	38.276	25.475	1:03.751 (2)	68.21	0.064	09:25:44.692	
9 -	38.921	25.105	1:04.026	67.91	0.339	09:26:48.718	
10 -	39.388	25.538	1:04.926	66.97	1.239	09:27:53.644	
11 -	38.870	24.817	1:03.687 (1)	68.28		09:28:57.331	

P9 101		Andrew DAVIES		Yamaha - GIBSON EXHAUSTS			
IDEAL LAP TIME : 1:03.645		BEST LAP TIME : 1:03.826		DIFFERENCE : 0.181			
LAP	SECTOR 1	SECTOR 2	LAP TIME	MPH	DIFF	TIME OF DAY	
1 -	46.656	27.868	1:14.524	58.35	10.698	09:18:08.743	
2 -	43.093	26.759	1:09.852	62.25	6.026	09:19:18.595	
3 -	40.479	26.411	1:06.890	65.01	3.064	09:20:25.485	
4 -	38.926	25.501	1:04.427	67.49	0.601	09:21:29.912	
5 -	39.376	26.297	1:05.673	66.21	1.847	09:22:35.585	

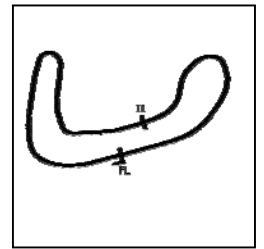
Weather / Track : Cloudy / Wet

Brands Hatch Indy
Circuit Length = 1.2079 miles
Start: 09:16 Flag 09:28 End: 09:29

BMCRC - MRO Championships 2018 - Rnd 1 @ Brands Hatch Indy

DFDS Seaways Yamaha Past Masters

QUALIFYING - SECTOR ANALYSIS



SECTOR 1 = FL to I1, SECTOR 2 = I1 to FL, DIFF = Difference To Personal Best Lap, P = Crossed Finish Line in Pit Lane, D = Time Disallowed

6 -	38.962	25.438	1:04.400 (3)	67.52	0.574	09:23:39.985
7 -	39.047	25.142	1:04.189 (2)	67.74	0.363	09:24:44.174
8 -	38.503	25.323	1:03.826 (1)	68.13		09:25:48.000
9 -	40.175	26.709	1:06.884	65.01	3.058	09:26:54.884

P10 0		Jeremy HILL		Yamaha - LT-Info.com / ELP Racing			
IDEAL LAP TIME : 1:04.009		BEST LAP TIME : 1:04.039		DIFFERENCE : 0.030			
LAP	SECTOR 1	SECTOR 2	LAP TIME	MPH	DIFF	TIME OF DAY	
1 -	48.009	29.215	1:17.224	56.31	13.185	09:18:04.674	
2 -	42.233	27.282	1:09.515	62.55	5.476	09:19:14.189	
3 -	41.066	26.312	1:07.378	64.54	3.339	09:20:21.567	
4 -	39.667	26.578	1:06.245	65.64	2.206	09:21:27.812	
5 -	40.825	25.797	1:06.622	65.27	2.583	09:22:34.434	
6 -	39.418	25.694	1:05.112 (3)	66.78	1.073	09:23:39.546	
7 -	38.520	25.519	1:04.039 (1)	67.90		09:24:43.585	
8 -	38.703	25.489	1:04.192 (2)	67.74	0.153	09:25:47.777	
9 -	39.473	26.142	1:05.615	66.27	1.576	09:26:53.392	

P11 97		Reece GUYETT		Yamaha - Rose MOT / Master Mix			
IDEAL LAP TIME : 1:04.556		BEST LAP TIME : 1:04.690		DIFFERENCE : 0.134			
LAP	SECTOR 1	SECTOR 2	LAP TIME	MPH	DIFF	TIME OF DAY	
1 -	43.620	27.412	1:11.032	61.22	6.342	09:18:02.055	
2 -	40.463	26.340	1:06.803	65.09	2.113	09:19:08.858	
3 -	39.947	26.187	1:06.134	65.75	1.444	09:20:14.992	
4 -	39.586	26.258	1:05.844	66.04	1.154	09:21:20.836	
5 -	40.268	26.500	1:06.768	65.13	2.078	09:22:27.604	
6 -	39.690	25.888	1:05.578	66.31	0.888	09:23:33.182	
7 -	39.220	25.864	1:05.084 (3)	66.81	0.394	09:24:38.266	
8 -	39.940	26.569	1:06.509	65.38	1.819	09:25:44.775	
9 -	39.763	26.394	1:06.157	65.73	1.467	09:26:50.932	
10 -	39.002	26.026	1:05.028 (2)	66.87	0.338	09:27:55.960	
11 -	39.136	25.554	1:04.690 (1)	67.22		09:29:00.650	

P12 81		Scott GRANT		Yamaha - SEAGER engineering/ Motaa Cycle Parts			
IDEAL LAP TIME : 1:04.728		BEST LAP TIME : 1:04.728		DIFFERENCE : 0.000			
LAP	SECTOR 1	SECTOR 2	LAP TIME	MPH	DIFF	TIME OF DAY	
1 -	43.759	27.150	1:10.909	61.32	6.181	09:18:01.530	
2 -	40.284	26.606	1:06.890	65.01	2.162	09:19:08.420	
3 -	39.957	26.281	1:06.238	65.65	1.510	09:20:14.658	
4 -	39.626	26.370	1:05.996 (3)	65.89	1.268	09:21:20.654	
5 -	40.291	26.414	1:06.705	65.19	1.977	09:22:27.359	
6 -	40.503	25.897	1:06.400	65.49	1.672	09:23:33.759	
7 -	39.194	25.534	1:04.728 (1)	67.18		09:24:38.487	
8 -	39.439	26.257	1:05.696 (2)	66.19	0.968	09:25:44.183	
9 -	40.187	IN PIT	2:41.470 P	26.93	1:36.742	09:28:25.653	

P13 24 R		Scott CARSON		Yamaha - Two wheel technics			
IDEAL LAP TIME : 1:04.758		BEST LAP TIME : 1:04.871		DIFFERENCE : 0.113			
LAP	SECTOR 1	SECTOR 2	LAP TIME	MPH	DIFF	TIME OF DAY	
1 -	43.777	27.654	1:11.431	60.87	6.560	09:18:04.896	
2 -	41.316	26.949	1:08.265	63.70	3.394	09:19:13.161	
3 -	40.446	26.553	1:06.999	64.90	2.128	09:20:20.160	
4 -	40.528	26.918	1:07.446	64.47	2.575	09:21:27.606	
5 -	41.370	25.984	1:07.354	64.56	2.483	09:22:34.960	
6 -	39.422	25.706	1:05.128 (2)	66.77	0.257	09:23:40.088	
7 -	39.052	25.819	1:04.871 (1)	67.03		09:24:44.959	
8 -	39.431	25.989	1:05.420	66.47	0.549	09:25:50.379	
9 -	39.505	25.890	1:05.395 (3)	66.49	0.524	09:26:55.774	
10 -	40.375	26.057	1:06.432	65.45	1.561	09:28:02.206	
11 -	39.443	26.117	1:05.560	66.33	0.689	09:29:07.766	

Weather / Track : Cloudy / Wet

Brands Hatch Indy
Circuit Length = 1.2079 miles
Start: 09:16 Flag 09:28 End: 09:29

BMCRC - MRO Championships 2018 - Rnd 1 @ Brands Hatch Indy

DFDS Seaways Yamaha Past Masters

QUALIFYING - SECTOR ANALYSIS



SECTOR 1 = FL to I1, SECTOR 2 = I1 to FL, DIFF = Difference To Personal Best Lap, P = Crossed Finish Line in Pit Lane, D = Time Disallowed

P14 2 C Lee HUFF			Yamaha -			
IDEAL LAP TIME : 1:05.254		BEST LAP TIME : 1:05.426	DIFFERENCE : 0.172			
LAP	SECTOR 1	SECTOR 2	LAP TIME	MPH	DIFF	TIME OF DAY
1 -	42.483	27.295	1:09.778	62.32	4.352	09:18:22.598
2 -	39.284	26.185	1:05.469 (2)	66.42	0.043	09:19:28.067
3 -	40.631	27.255	1:07.886	64.05	2.460	09:20:35.953
4 -	39.456	25.970	1:05.426 (1)	66.46		09:21:41.379
5 -	39.464	26.217	1:05.681 (3)	66.20	0.255	09:22:47.060
6 -	40.040	26.985	1:07.025	64.88	1.599	09:23:54.085
7 -	40.022	26.168	1:06.190	65.69	0.764	09:25:00.275
8 -	40.188	28.308	1:08.496	63.48	3.070	09:26:08.771
9 -	47.284	32.468	1:19.752	54.52	14.326	09:27:28.523

P15 11 C Paul MIDDLETON			Yamaha - Whizzard Racing			
IDEAL LAP TIME : 1:05.626		BEST LAP TIME : 1:05.855	DIFFERENCE : 0.229			
LAP	SECTOR 1	SECTOR 2	LAP TIME	MPH	DIFF	TIME OF DAY
1 -	44.043	27.502	1:11.545	60.78	5.690	09:18:02.920
2 -	41.042	27.353	1:08.395	63.58	2.540	09:19:11.315
3 -	40.950	27.259	1:08.209	63.75	2.354	09:20:19.524
4 -	40.951	26.789	1:07.740	64.19	1.885	09:21:27.264
5 -	41.775	26.389	1:08.164	63.79	2.309	09:22:35.428
6 -	41.020	26.526	1:07.546 (3)	64.37	1.691	09:23:42.974
7 -	39.906	26.150	1:06.056 (2)	65.83	0.201	09:24:49.030
8 -	39.476	26.379	1:05.855 (1)	66.03		09:25:54.885

P16 78 Gary BUTTON			Yamaha -			
IDEAL LAP TIME : 1:06.020		BEST LAP TIME : 1:06.020	DIFFERENCE : 0.000			
LAP	SECTOR 1	SECTOR 2	LAP TIME	MPH	DIFF	TIME OF DAY
1 -	46.102	28.760	1:14.862	58.08	8.842	09:18:16.727
2 -	42.638	27.868	1:10.506	61.67	4.486	09:19:27.233
3 -	41.220	26.998	1:08.218	63.74	2.198	09:20:35.451
4 -	41.094	26.836	1:07.930 (3)	64.01	1.910	09:21:43.381
5 -	40.787	26.943	1:07.730 (2)	64.20	1.710	09:22:51.111
6 -	39.867	26.153	1:06.020 (1)	65.86		09:23:57.131

P17 57 R Geoff MOOK			Yamaha -			
IDEAL LAP TIME : 1:05.909		BEST LAP TIME : 1:06.302	DIFFERENCE : 0.393			
LAP	SECTOR 1	SECTOR 2	LAP TIME	MPH	DIFF	TIME OF DAY
1 -	45.505	28.239	1:13.744	58.96	7.442	09:18:10.477
2 -	42.733	27.609	1:10.342	61.82	4.040	09:19:20.819
3 -	41.754	26.990	1:08.744	63.25	2.442	09:20:29.563
4 -	41.093	26.776	1:07.869	64.07	1.567	09:21:37.432
5 -	42.273	27.455	1:09.728	62.36	3.426	09:22:47.160
6 -	41.527	26.091	1:07.618 (3)	64.31	1.316	09:23:54.778
7 -	40.732	26.084	1:06.816 (2)	65.08	0.514	09:25:01.594
8 -	39.825	28.217	1:08.042	63.91	1.740	09:26:09.636
9 -	40.057	26.245	1:06.302 (1)	65.58		09:27:15.938
10 -	43.675	27.779	1:11.454	60.85	5.152	09:28:27.392
11 -	41.067	27.683	1:08.750	63.25	2.448	09:29:36.142

P18 40 C Douglas BEACOCK			Yamaha -			
IDEAL LAP TIME : 1:06.616		BEST LAP TIME : 1:06.616	DIFFERENCE : 0.000			
LAP	SECTOR 1	SECTOR 2	LAP TIME	MPH	DIFF	TIME OF DAY
1 -	46.805	27.677	1:14.482	58.38	7.866	09:18:32.077
2 -	43.005	27.435	1:10.440	61.73	3.824	09:19:42.517
3 -	42.264	27.028	1:09.292	62.75	2.676	09:20:51.809
4 -	41.355	26.734	1:08.089	63.86	1.473	09:21:59.898
5 -	40.528	26.937	1:07.465 (3)	64.45	0.849	09:23:07.363
6 -	40.004	26.612	1:06.616 (1)	65.27		09:24:13.979

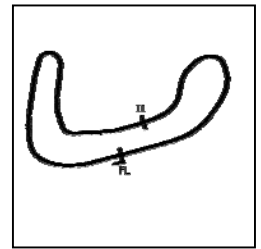
Weather / Track : Cloudy / Wet

Brands Hatch Indy
Circuit Length = 1.2079 miles
Start: 09:16 Flag 09:28 End: 09:29

BMCRC - MRO Championships 2018 - Rnd 1 @ Brands Hatch Indy

DFDS Seaways Yamaha Past Masters

QUALIFYING - SECTOR ANALYSIS



SECTOR 1 = FL to I1, SECTOR 2 = I1 to FL, DIFF = Difference To Personal Best Lap, P = Crossed Finish Line in Pit Lane, D = Time Disallowed

7 -	40.768	27.555	1:08.323	63.64	1.707	09:25:22.302
8 -	40.621	28.476	1:09.097	62.93	2.481	09:26:31.399
9 -	40.453	26.622	1:07.075 (2)	64.83	0.459	09:27:38.474

P19	83 C	Paul GODBOLD	Yamaha - Hill farm tree services			
IDEAL LAP TIME : 1:06.896		BEST LAP TIME : 1:07.092	DIFFERENCE : 0.196			
LAP	SECTOR 1	SECTOR 2	LAP TIME	MPH	DIFF	TIME OF DAY
1 -	43.305	27.851	1:11.156	61.11	4.064	09:18:09.003
2 -	41.894	26.864	1:08.758	63.24	1.666	09:19:17.761
3 -	40.924	26.824	1:07.748	64.18	0.656	09:20:25.509
4 -	40.783	26.704	1:07.487 (2)	64.43	0.395	09:21:32.996
5 -	40.943	26.570	1:07.513 (3)	64.41	0.421	09:22:40.509
6 -	40.758	26.833	1:07.591	64.33	0.499	09:23:48.100
7 -	40.326	26.766	1:07.092 (1)	64.81		09:24:55.192

P20	60 R	Daniel GOUGH	Yamaha - G Force Motorcycles			
IDEAL LAP TIME : 1:07.389		BEST LAP TIME : 1:07.609	DIFFERENCE : 0.220			
LAP	SECTOR 1	SECTOR 2	LAP TIME	MPH	DIFF	TIME OF DAY
1 -	45.187	28.529	1:13.716	58.99	6.107	09:18:13.473
2 -	42.692	27.880	1:10.572	61.61	2.963	09:19:24.045
3 -	41.994	27.663	1:09.657	62.42	2.048	09:20:33.702
4 -	42.360	27.041	1:09.401	62.65	1.792	09:21:43.103
5 -	40.975	26.634	1:07.609 (1)	64.31		09:22:50.712
6 -	41.621	26.414	1:08.035 (3)	63.91	0.426	09:23:58.747
7 -	41.522	29.652	1:11.174	61.09	3.565	09:25:09.921
8 -	42.445	27.917	1:10.362	61.80	2.753	09:26:20.283
9 -	42.537	27.505	1:10.042	62.08	2.433	09:27:30.325
10 -	43.351	27.216	1:10.567	61.62	2.958	09:28:40.892
11 -	41.057	26.724	1:07.781 (2)	64.15	0.172	09:29:48.673

P21	100	Adam HALIL	Yamaha - www.ypmrc.co.uk			
IDEAL LAP TIME : 1:07.579		BEST LAP TIME : 1:08.414	DIFFERENCE : 0.835			
LAP	SECTOR 1	SECTOR 2	LAP TIME	MPH	DIFF	TIME OF DAY
1 -	46.434	29.095	1:15.529	57.57	7.115	09:18:29.377
2 -	44.023	28.107	1:12.130	60.28	3.716	09:19:41.507
3 -	44.660	27.756	1:12.416	60.05	4.002	09:20:53.923
4 -	42.787	28.452	1:11.239	61.04	2.825	09:22:05.162
5 -	43.184	27.982	1:11.166	61.10	2.752	09:23:16.328
6 -	42.291	27.453	1:09.744 (3)	62.35	1.330	09:24:26.072
7 -	41.916	26.498	1:08.414 (1)	63.56		09:25:34.486
8 -	42.600	27.553	1:10.153	61.98	1.739	09:26:44.639
9 -	41.081	27.358	1:08.439 (2)	63.53	0.025	09:27:53.078
10 -	43.219	26.786	1:10.005	62.11	1.591	09:29:03.083

P22	21	Ben HUNTER	Yamaha -			
IDEAL LAP TIME : 1:08.656		BEST LAP TIME : 1:08.656	DIFFERENCE : 0.000			
LAP	SECTOR 1	SECTOR 2	LAP TIME	MPH	DIFF	TIME OF DAY
1 -	44.659	28.510	1:13.169	59.43	4.513	09:18:07.199
2 -	42.970	27.622	1:10.592	61.60	1.936	09:19:17.791
3 -	42.928	27.094	1:10.022 (2)	62.10	1.366	09:20:27.813
4 -	41.678	26.978	1:08.656 (1)	63.33		09:21:36.469
5 -	42.732	27.439	1:10.171	61.97	1.515	09:22:46.640
6 -	43.013	27.022	1:10.035 (3)	62.09	1.379	09:23:56.675

P23	87 R	Denise BUTTON	Yamaha -			
IDEAL LAP TIME : 1:09.665		BEST LAP TIME : 1:10.082	DIFFERENCE : 0.417			
LAP	SECTOR 1	SECTOR 2	LAP TIME	MPH	DIFF	TIME OF DAY
1 -	48.481	29.346	1:17.827	55.87	7.745	09:18:20.120
2 -	45.537	29.296	1:14.833	58.11	4.751	09:19:34.953

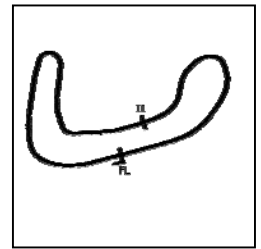
Weather / Track : Cloudy / Wet

Brands Hatch Indy
Circuit Length = 1.2079 miles
Start: 09:16 Flag 09:28 End: 09:29

BMCRC - MRO Championships 2018 - Rnd 1 @ Brands Hatch Indy

DFDS Seaways Yamaha Past Masters

QUALIFYING - SECTOR ANALYSIS



SECTOR 1 = FL to I1, SECTOR 2 = I1 to FL, DIFF = Difference To Personal Best Lap, P = Crossed Finish Line in Pit Lane, D = Time Disallowed

3 -	44.426	30.096	1:14.522	58.35	4.440	09:20:49.475
4 -	43.784	28.519	1:12.303	60.14	2.221	09:22:01.778
5 -	43.010	28.359	1:11.369	60.93	1.287	09:23:13.147
6 -	42.397	27.685	1:10.082 (1)	62.05		09:24:23.229
7 -	41.980	28.939	1:10.919 (2)	61.31	0.837	09:25:34.148
8 -	42.629	28.357	1:10.986 (3)	61.26	0.904	09:26:45.134
9 -	42.892	28.722	1:11.614	60.72	1.532	09:27:56.748
10 -	43.728	28.478	1:12.206	60.22	2.124	09:29:08.954

P24 64 R		Mick GEARY		Yamaha -			
IDEAL LAP TIME : 1:15.983		BEST LAP TIME : 1:16.237		DIFFERENCE : 0.254			
LAP	SECTOR 1	SECTOR 2	LAP TIME	MPH	DIFF	TIME OF DAY	
1 -	50.773	30.815	1:21.588	53.29	5.351	09:18:38.426	
2 -	46.183	30.131	1:16.314 (2)	56.98	0.077	09:19:54.740	
3 -	46.545	31.109	1:17.654	55.99	1.417	09:21:12.394	
4 -	49.301	30.802	1:20.103	54.28	3.866	09:22:32.497	
5 -	46.960	30.155	1:17.115	56.39	0.878	09:23:49.612	
6 -	46.303	30.203	1:16.506 (3)	56.84	0.269	09:25:06.118	
7 -	47.458	29.800	1:17.258	56.28	1.021	09:26:23.376	
8 -	46.316	29.921	1:16.237 (1)	57.04		09:27:39.613	

P25 14 R		John HARRISON		Yamaha -			
IDEAL LAP TIME : 1:15.545		BEST LAP TIME : 1:17.048		DIFFERENCE : 1.503			
LAP	SECTOR 1	SECTOR 2	LAP TIME	MPH	DIFF	TIME OF DAY	
1 -	52.585	32.590	1:25.175	51.05	8.127	09:18:43.596	
2 -	50.000	31.030	1:21.030	53.66	3.982	09:20:04.626	
3 -	47.427	29.846	1:17.273 (3)	56.27	0.225	09:21:21.899	
4 -	47.715	29.333	1:17.048 (1)	56.44		09:22:38.947	
5 -	47.261	29.898	1:17.159 (2)	56.35	0.111	09:23:56.106	
6 -	46.212	31.680	1:17.892	55.82	0.844	09:25:13.998	
7 -	47.662	30.183	1:17.845	55.86	0.797	09:26:31.843	
8 -	47.709	30.287	1:17.996	55.75	0.948	09:27:49.839	
9 -	47.968	29.511	1:17.479	56.12	0.431	09:29:07.318	

BMCRC - MRO Championships 2018 - Rnd 1 @ Brands Hatch Indy

DFDS Seaways Yamaha Past Masters

QUALIFYING - BEST SECTORS

SECTOR 1			SECTOR 2			IDEAL / BEST COMPARISON						
POS	NO	NAME	TIME	NO	NAME	TIME	POS	NO	NAME	IDEAL	BEST	DIFF
									PERFECT LAP	1:01.506		
1	13	EDMONDSON	37.062	19	BRANTON	24.444	1	13	EDMONDSON	1:01.848	1:01.848	0.000
2	19	BRANTON	37.529	13	EDMONDSON	24.786	2	19	BRANTON	1:01.973	1:02.115	0.142
3	125	MILES	37.580	70	BURSCOUGH	24.817	3	125	MILES	1:02.420	1:02.420	0.000
4	88	STANLEY	37.589	125	MILES	24.840	4	9	WRIGHT	1:02.764	1:02.831	0.067
5	9	WRIGHT	37.833	4	HALIL	24.872	5	88	STANLEY	1:02.849	1:02.849	0.000
6	46	MARSHALL	37.985	9	WRIGHT	24.931	6	4	HALIL	1:02.882	1:03.589	0.707
7	4	HALIL	38.010	46	MARSHALL	25.140	7	70	BURSCOUGH	1:03.093	1:03.687	0.594
8	70	BURSCOUGH	38.276	101	DAVIES	25.142	8	46	MARSHALL	1:03.125	1:03.207	0.082
9	101	DAVIES	38.503	88	STANLEY	25.260	9	101	DAVIES	1:03.645	1:03.826	0.181
10	0	HILL	38.520	0	HILL	25.489	10	0	HILL	1:04.009	1:04.039	0.030
11	97	GUYETT	39.002	81	GRANT	25.534	11	97	GUYETT	1:04.556	1:04.690	0.134
12	24	CARSON	39.052	97	GUYETT	25.554	12	81	GRANT	1:04.728	1:04.728	0.000
13	81	GRANT	39.194	24	CARSON	25.706	13	24	CARSON	1:04.758	1:04.871	0.113
14	2	HUFF	39.284	2	HUFF	25.970	14	2	HUFF	1:05.254	1:05.426	0.172
15	11	MIDDLETON	39.476	57	MOOK	26.084	15	11	MIDDLETON	1:05.626	1:05.855	0.229
16	57	MOOK	39.825	11	MIDDLETON	26.150	16	57	MOOK	1:05.909	1:06.302	0.393
17	78	BUTTON	39.867	78	BUTTON	26.153	17	78	BUTTON	1:06.020	1:06.020	0.000
18	40	BEACOCK	40.004	60	GOUGH	26.414	18	40	BEACOCK	1:06.616	1:06.616	0.000
19	83	GODBOLD	40.326	100	HALIL	26.498	19	83	GODBOLD	1:06.896	1:07.092	0.196
20	60	GOUGH	40.975	83	GODBOLD	26.570	20	60	GOUGH	1:07.389	1:07.609	0.220
21	100	HALIL	41.081	40	BEACOCK	26.612	21	100	HALIL	1:07.579	1:08.414	0.835
22	21	HUNTER	41.678	21	HUNTER	26.978	22	21	HUNTER	1:08.656	1:08.656	0.000
23	87	BUTTON	41.980	87	BUTTON	27.685	23	87	BUTTON	1:09.665	1:10.082	0.417
24	64	GEARY	46.183	14	HARRISON	29.333	24	14	HARRISON	1:15.545	1:17.048	1.503
25	14	HARRISON	46.212	64	GEARY	29.800	25	64	GEARY	1:15.983	1:16.237	0.254
26												

Weather / Track : Cloudy / Wet

Results can be found at www.tsl-timing.com

Brands Hatch Indy
Circuit Length = 1.2079 miles
Start: 09:16 Flag 09:28 End: 09:29

Printed - 09:30 Saturday, 10 March 2018

BMCRC - MRO Championships 2018 - Rnd 1 @ Brands Hatch Indy
DFDS Seaways Yamaha Past Masters
RACE 2 - GRID (10 Laps)

ROW 9	27	74 Paul WHITBY	26	72 Len WHALIN	25	14 John HARRISON	1:17.048
ROW 8	24	64 Mick GEARY	23	87 Denise BUTTON	22	21 Ben HUNTER	1:16.237 1:10.082 1:08.656
ROW 7	21	100 Adam HALIL	20	60 Daniel GOUGH	19	83 Paul GODBOLD	1:08.414 1:07.609 1:07.092
ROW 6	18	40 Douglas BEACOCK	17	57 Geoff MOOK	16	78 Gary BUTTON	1:06.616 1:06.302 1:06.020
ROW 5	15	11 Paul MIDDLETON	14	2 Lee HUFF	13	24 Scott CARSON	1:05.855 1:05.426 1:04.871
ROW 4	12	81 Scott GRANT	11	97 Reece GUYETT	10	0 Jeremy HILL	1:04.728 1:04.690 1:04.039
ROW 3	9	101 Andrew DAVIES	8	70 Andrew BURSCOUGH	7	4 Denis HALIL	1:03.826 1:03.687 1:03.589
ROW 2	6	46 Kevin MARSHALL	5	88 Michael STANLEY	4	9 Dan WRIGHT	1:03.207 1:02.849 1:02.831
ROW 1	3	125 Ben MILES	2	19 Peter BRANTON	1	13 Doug EDMONDSON	1:02.420 1:02.115 1:01.848
							Pole

 Brands Hatch Indy
 Circuit Length = 1.2079 miles

These results are provisional until the conclusion of any judicial and technical matters.

Clerk Of Course :	Timekeeper :
-------------------	--------------

 Results can be found at www.tsl-timing.com

Printed - 09:31 Saturday, 10 March 2018



BMCRC - MRO Championships 2018 - Rnd 1 @ Brands Hatch Indy

DFDS Seaways Yamaha Past Masters

RACE 2 - CLASSIFICATION - AMENDED

POS	NO	CL	PIC NAME	ENTRY	LAPS	TIME	GAP	DIFF	MPH	BEST	ON
1	19		Peter BRANTON	Yamaha -	10	9:36.431			75.44	55.859	3
2	13		Doug EDMONDSON	Yamaha - Wave Racing Developments	10	9:38.600	2.169	2.169	75.15	56.600	3
3	9		Dan WRIGHT	Yamaha -	10	9:41.412	4.981	2.812	74.79	56.791	3
4	0		Jeremy HILL	Yamaha - LT-Info.com / ELP Racing	10	9:42.595	6.164	1.183	74.64	56.884	6
5	81		Scott GRANT	Yamaha - SEAGER engineering/ Motaa Cycle Parts	10	9:53.105	16.674	10.510	73.31	57.153	9
6	4		Denis HALIL	Yamaha - D & A AUTOS	10	9:56.117	19.686	3.012	72.94	58.361	9
7	88		Michael STANLEY	Yamaha -	10	9:57.223	20.792	1.106	72.81	58.224	6
8	101		Andrew DAVIES	Yamaha - GIBSON EXHAUSTS	10	10:01.162	24.731	3.939	72.33	58.161	10
9	46	C	Kevin MARSHALL	Yamaha -	10	10:02.189	25.758	1.027	72.21	58.787	8
10	97		Reece GUYETT	Yamaha - Rose MOT / Master Mix	10	10:02.199	25.768	0.010	72.21	58.431	9
11	24	R	Scott CARSON	Yamaha - Two wheel technics	10	10:20.756	44.325	18.557	70.05	1:00.163	10
12	57	R	Geoff MOOK	Yamaha -	10	10:21.228	44.797	0.472	70.00	1:00.227	10
13	2	C	Lee HUFF	Yamaha -	10	10:21.287	44.856	0.059	69.99	59.415	10
14	40	C	Douglas BEACOCK	Yamaha -	10	10:21.846	45.415	0.559	69.93	1:00.120	10
15	83	C	Paul GODBOLD	Yamaha - Hill farm tree services	10	10:37.751	1:01.320	15.905	68.18	1:01.874	8
16	21		Ben HUNTER	Yamaha -	9	9:39.302	1 Lap	1 Lap	67.55	1:02.091	3
17	70	C	Andrew BURSCOUGH	Yamaha - Apollo Tuning	9	9:41.199	1 Lap	1.897	67.33	1:02.692	3
18	78		Gary BUTTON	Yamaha -	9	9:41.902	1 Lap	0.703	67.25	1:02.148	3
19	87	R	Denise BUTTON	Yamaha -	9	9:53.397	1 Lap	11.495	65.95	1:03.623	8
20	100		Adam HALIL	Yamaha - www.ypmrc.co.uk	9	9:53.515	1 Lap	0.118	65.94	1:03.486	5
21	11	C	Paul MIDDLETON	Yamaha - Whizzard Racing	9	9:57.912	1 Lap	4.397	65.45	1:04.242	6
22	14	R	John HARRISON	Yamaha -	8	9:41.624	2 Laps	1 Lap	59.81	1:10.387	8
23	64	R	Mick GEARY	Yamaha -	8	9:58.715	2 Laps	17.091	58.10	1:12.026	5

NOT CLASSIFIED

DNF	60	R	Daniel GOUGH	Yamaha - G Force Motorcycles	5	5:24.608	5 Laps	3 Laps	66.98	1:02.072	3
DNF	125		Ben MILES	Yamaha - Gibson Exhaust	0						
DNF	72	C	Len WHALIN	Yamaha -	0						

FASTEST LAP

19			Peter BRANTON	Yamaha -	3	55.859		77.84 mph		125.28 kph	
46	C		Kevin MARSHALL	Yamaha -	8	58.787		73.97 mph		119.04 kph	
24	R		Scott CARSON	Yamaha - Two wheel technics	10	1:00.163		72.28 mph		116.32 kph	

Result Amended - Penalty for No. 4 rescinded.

Class - 92.5% of Race Speed = 69.78 mph

Class C - 92.5% of Race Speed = 66.79 mph

Class R - 92.5% of Race Speed = 64.79 mph

Brands Hatch Indy

Circuit Length = 1.2079 miles

Start: 12:33 Flag 12:43 End: 12:44

Weather / Track : Cloudy / Drying

These results are provisional until the conclusion of any judicial and technical matters.

Clerk Of Course :	Timekeeper :
-------------------	--------------

Results can be found at www.tsl-timing.com

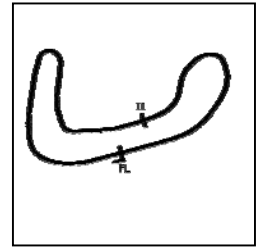
Printed - 13:37 Saturday, 10 March 2018



BMCRC - MRO Championships 2018 - Rnd 1 @ Brands Hatch Indy

DFDS Seaways Yamaha Past Masters

RACE 2 - SECTOR ANALYSIS



SECTOR 1 = FL to I1, SECTOR 2 = I1 to FL, DIFF = Difference To Personal Best Lap, P = Crossed Finish Line in Pit Lane, D = Time Disallowed

P1 19		Peter BRANTON		Yamaha -		
IDEAL LAP TIME : 55.859		BEST LAP TIME : 55.859		DIFFERENCE : 0.000		
LAP	SECTOR 1	SECTOR 2	LAP TIME	MPH	DIFF	TIME OF DAY
1 -		22.792	1:02.725	69.32	6.866	12:34:47.141
2 -	34.791	22.703	57.494	75.63	1.635	12:35:44.635
3 -	33.575	22.284	55.859 (1)	77.84		12:36:40.494
4 -	33.604	22.393	55.997 (2)	77.65	0.138	12:37:36.491
5 -	34.226	22.430	56.656	76.75	0.797	12:38:33.147
6 -	33.930	22.519	56.449 (3)	77.03	0.590	12:39:29.596
7 -	34.025	22.664	56.689	76.70	0.830	12:40:26.285
8 -	34.346	22.899	57.245	75.96	1.386	12:41:23.530
9 -	35.032	22.895	57.927	75.07	2.068	12:42:21.457
10 -	36.057	23.333	59.390	73.22	3.531	12:43:20.847

P2 13		Doug EDMONDSON		Yamaha - Wave Racing Developments		
IDEAL LAP TIME : 56.575		BEST LAP TIME : 56.600		DIFFERENCE : 0.025		
LAP	SECTOR 1	SECTOR 2	LAP TIME	MPH	DIFF	TIME OF DAY
1 -		23.091	1:03.389	68.60	6.789	12:34:47.805
2 -	34.413	23.002	57.415	75.73	0.815	12:35:45.220
3 -	33.809	22.791	56.600 (1)	76.83		12:36:41.820
4 -	34.020	22.766	56.786 (2)	76.57	0.186	12:37:38.606
5 -	35.195	22.922	58.117	74.82	1.517	12:38:36.723
6 -	34.157	22.810	56.967 (3)	76.33	0.367	12:39:33.690
7 -	34.090	23.100	57.190	76.03	0.590	12:40:30.880
8 -	34.347	23.155	57.502	75.62	0.902	12:41:28.382
9 -	34.136	23.001	57.137	76.10	0.537	12:42:25.519
10 -	34.094	23.403	57.497	75.63	0.897	12:43:23.016

P3 9		Dan WRIGHT		Yamaha -		
IDEAL LAP TIME : 56.716		BEST LAP TIME : 56.791		DIFFERENCE : 0.075		
LAP	SECTOR 1	SECTOR 2	LAP TIME	MPH	DIFF	TIME OF DAY
1 -		23.268	1:04.217	67.71	7.426	12:34:48.633
2 -	34.721	22.963	57.684	75.38	0.893	12:35:46.317
3 -	34.085	22.706	56.791 (1)	76.57		12:36:43.108
4 -	34.332	22.769	57.101 (2)	76.15	0.310	12:37:40.209
5 -	34.945	22.939	57.884	75.12	1.093	12:38:38.093
6 -	34.010	23.421	57.431	75.71	0.640	12:39:35.524
7 -	34.128	23.000	57.128 (3)	76.12	0.337	12:40:32.652
8 -	34.032	23.609	57.641	75.44	0.850	12:41:30.293
9 -	34.568	23.039	57.607	75.48	0.816	12:42:27.900
10 -	34.316	23.612	57.928	75.06	1.137	12:43:25.828

P4 0		Jeremy HILL		Yamaha - LT-Info.com / ELP Racing		
IDEAL LAP TIME : 56.594		BEST LAP TIME : 56.884		DIFFERENCE : 0.290		
LAP	SECTOR 1	SECTOR 2	LAP TIME	MPH	DIFF	TIME OF DAY
1 -		23.196	1:05.082	66.81	8.198	12:34:49.498
2 -	35.213	23.539	58.752	74.01	1.868	12:35:48.250
3 -	34.494	22.893	57.387	75.77	0.503	12:36:45.637
4 -	34.327	23.154	57.481	75.65	0.597	12:37:43.118
5 -	34.642	23.260	57.902	75.10	1.018	12:38:41.020
6 -	34.023	22.861	56.884 (1)	76.44		12:39:37.904
7 -	34.265	23.045	57.310	75.87	0.426	12:40:35.214
8 -	34.147	23.039	57.186 (3)	76.04	0.302	12:41:32.400
9 -	34.065	23.491	57.556	75.55	0.672	12:42:29.956
10 -	34.484	22.571	57.055 (2)	76.21	0.171	12:43:27.011

P5 81		Scott GRANT		Yamaha - SEAGER engineering/ Motaa Cycle Parts		
IDEAL LAP TIME : 56.793		BEST LAP TIME : 57.153		DIFFERENCE : 0.360		
LAP	SECTOR 1	SECTOR 2	LAP TIME	MPH	DIFF	TIME OF DAY
1 -						
2 -						
3 -						
4 -						
5 -						
6 -						
7 -						
8 -						
9 -						
10 -						

Weather / Track : Cloudy / Drying

Brands Hatch Indy
Circuit Length = 1.2079 miles
Start: 12:33 Flag 12:43 End: 12:44

BMCRC - MRO Championships 2018 - Rnd 1 @ Brands Hatch Indy

DFDS Seaways Yamaha Past Masters

RACE 2 - SECTOR ANALYSIS



SECTOR 1 = FL to I1, SECTOR 2 = I1 to FL, DIFF = Difference To Personal Best Lap, P = Crossed Finish Line in Pit Lane, D = Time Disallowed

1 -		24.010	1:07.818	64.12	10.665	12:34:52.234
2 -	36.613	23.674	1:00.287	72.13	3.134	12:35:52.521
3 -	35.792	23.125	58.917	73.80	1.764	12:36:51.438
4 -	34.733	22.869	57.602 (3)	75.49	0.449	12:37:49.040
5 -	34.978	23.264	58.242	74.66	1.089	12:38:47.282
6 -	35.085	22.786	57.871	75.14	0.718	12:39:45.153
7 -	35.274	23.270	58.544	74.27	1.391	12:40:43.697
8 -	34.425	23.147	57.572 (2)	75.53	0.419	12:41:41.269
9 -	34.007	23.146	57.153 (1)	76.08		12:42:38.422
10 -	34.916	24.183	59.099	73.58	1.946	12:43:37.521

P6 88		Michael STANLEY		Yamaha -			
IDEAL LAP TIME : 57.688		BEST LAP TIME : 58.224		DIFFERENCE : 0.536			
LAP	SECTOR 1	SECTOR 2	LAP TIME	MPH	DIFF	TIME OF DAY	
1 -		23.943	1:06.065	65.82	7.841	12:34:50.481	
2 -	36.177	24.276	1:00.453	71.93	2.229	12:35:50.934	
3 -	35.988	23.913	59.901	72.59	1.677	12:36:50.835	
4 -	35.108	23.202	58.310	74.57	0.086	12:37:49.145	
5 -	35.271	23.365	58.636	74.16	0.412	12:38:47.781	
6 -	35.259	22.965	58.224 (1)	74.68		12:39:46.005	
7 -	34.723	23.778	58.501	74.33	0.277	12:40:44.506	
8 -	34.933	23.354	58.287 (3)	74.60	0.063	12:41:42.793	
9 -	35.032	23.236	58.268 (2)	74.63	0.044	12:42:41.061	
10 -	35.073	25.505	1:00.578	71.78	2.354	12:43:41.639	

P7 101		Andrew DAVIES		Yamaha - GIBSON EXHAUSTS			
IDEAL LAP TIME : 58.102		BEST LAP TIME : 58.161		DIFFERENCE : 0.059			
LAP	SECTOR 1	SECTOR 2	LAP TIME	MPH	DIFF	TIME OF DAY	
1 -		24.441	1:09.206	62.83	11.045	12:34:53.622	
2 -	37.206	24.014	1:01.220	71.03	3.059	12:35:54.842	
3 -	36.180	23.530	59.710	72.82	1.549	12:36:54.552	
4 -	35.687	23.308	58.995	73.71	0.834	12:37:53.547	
5 -	35.000	23.270	58.270 (2)	74.62	0.109	12:38:51.817	
6 -	35.682	24.191	59.873	72.63	1.712	12:39:51.690	
7 -	35.213	23.180	58.393 (3)	74.47	0.232	12:40:50.083	
8 -	35.416	23.309	58.725	74.05	0.564	12:41:48.808	
9 -	35.428	23.181	58.609	74.19	0.448	12:42:47.417	
10 -	34.922	23.239	58.161 (1)	74.76		12:43:45.578	

P8 46 C		Kevin MARSHALL		Yamaha -			
IDEAL LAP TIME : 58.448		BEST LAP TIME : 58.787		DIFFERENCE : 0.339			
LAP	SECTOR 1	SECTOR 2	LAP TIME	MPH	DIFF	TIME OF DAY	
1 -		23.957	1:06.997	64.90	8.210	12:34:51.413	
2 -	35.378	24.397	59.775	72.74	0.988	12:35:51.188	
3 -	35.508	23.423	58.931 (3)	73.79	0.144	12:36:50.119	
4 -	35.025	23.781	58.806 (2)	73.94	0.019	12:37:48.925	
5 -	36.168	23.705	59.873	72.63	1.086	12:38:48.798	
6 -	37.304	23.908	1:01.212	71.04	2.425	12:39:50.010	
7 -	35.682	23.777	59.459	73.13	0.672	12:40:49.469	
8 -	35.248	23.539	58.787 (1)	73.97		12:41:48.256	
9 -	35.362	23.580	58.942	73.77	0.155	12:42:47.198	
10 -	35.796	23.611	59.407	73.20	0.620	12:43:46.605	

P9 97		Reece GUYETT		Yamaha - Rose MOT / Master Mix			
IDEAL LAP TIME : 58.338		BEST LAP TIME : 58.431		DIFFERENCE : 0.093			
LAP	SECTOR 1	SECTOR 2	LAP TIME	MPH	DIFF	TIME OF DAY	
1 -		24.227	1:07.454	64.46	9.023	12:34:51.870	
2 -	36.509	24.021	1:00.530	71.84	2.099	12:35:52.400	
3 -	36.420	23.812	1:00.232	72.19	1.801	12:36:52.632	
4 -	35.742	23.822	59.564	73.00	1.133	12:37:52.196	

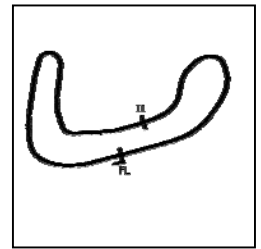
Weather / Track : Cloudy / Drying

Brands Hatch Indy
Circuit Length = 1.2079 miles
Start: 12:33 Flag 12:43 End: 12:44

BMCRC - MRO Championships 2018 - Rnd 1 @ Brands Hatch Indy

DFDS Seaways Yamaha Past Masters

RACE 2 - SECTOR ANALYSIS



SECTOR 1 = FL to I1, SECTOR 2 = I1 to FL, DIFF = Difference To Personal Best Lap, P = Crossed Finish Line in Pit Lane, D = Time Disallowed

5 -	35.660	23.764	59.424	73.17	0.993	12:38:51.620
6 -	36.035	24.194	1:00.229	72.20	1.798	12:39:51.849
7 -	35.467	23.232	58.699 (3)	74.08	0.268	12:40:50.548
8 -	35.420	23.554	58.974	73.73	0.543	12:41:49.522
9 -	35.106	23.325	58.431 (1)	74.42		12:42:47.953
10 -	35.241	23.421	58.662 (2)	74.12	0.231	12:43:46.615

P10	4	Denis HALIL	Yamaha - D & A AUTOS
IDEAL LAP TIME : 58.274		BEST LAP TIME : 58.361	DIFFERENCE : 0.087

LAP	SECTOR 1	SECTOR 2	LAP TIME	MPH	DIFF	TIME OF DAY
1 -		23.286	1:04.702	67.20	6.341	12:34:49.118
2 -	35.420	23.301	58.721	74.05	0.360	12:35:47.839
3 -	35.433	23.076	58.509 (2)	74.32	0.148	12:36:46.348
4 -	35.213	23.533	58.746	74.02	0.385	12:37:45.094
5 -	35.368	24.980	1:00.348	72.05	1.987	12:38:45.442
6 -	35.810	23.516	59.326	73.30	0.965	12:39:44.768
7 -	35.498	23.392	58.890	73.84	0.529	12:40:43.658
8 -	35.351	23.354	58.705 (3)	74.07	0.344	12:41:42.363
9 -	35.238	23.123	58.361 (1)	74.51		12:42:40.724
10 -	35.198	24.611	59.809	72.70	1.448	12:43:40.533

P11	24 R	Scott CARSON	Yamaha - Two wheel technics
IDEAL LAP TIME : 1:00.121		BEST LAP TIME : 1:00.163	DIFFERENCE : 0.042

LAP	SECTOR 1	SECTOR 2	LAP TIME	MPH	DIFF	TIME OF DAY
1 -		24.823	1:09.273	62.77	9.110	12:34:53.689
2 -	37.917	24.367	1:02.284	69.81	2.121	12:35:55.973
3 -	37.532	24.315	1:01.847	70.31	1.684	12:36:57.820
4 -	37.106	24.316	1:01.422	70.79	1.259	12:37:59.242
5 -	36.428	24.373	1:00.801	71.52	0.638	12:39:00.043
6 -	36.885	24.197	1:01.082	71.19	0.919	12:40:01.125
7 -	37.239	25.625	1:02.864	69.17	2.701	12:41:03.989
8 -	36.378	24.291	1:00.669 (3)	71.67	0.506	12:42:04.658
9 -	36.181	24.170	1:00.351 (2)	72.05	0.188	12:43:05.009
10 -	36.223	23.940	1:00.163 (1)	72.28		12:44:05.172

P12	57 R	Geoff MOOK	Yamaha -
IDEAL LAP TIME : 1:00.042		BEST LAP TIME : 1:00.227	DIFFERENCE : 0.185

LAP	SECTOR 1	SECTOR 2	LAP TIME	MPH	DIFF	TIME OF DAY
1 -		24.628	1:11.042	61.21	10.815	12:34:55.458
2 -	37.839	24.234	1:02.073	70.05	1.846	12:35:57.531
3 -	36.552	24.702	1:01.254	70.99	1.027	12:36:58.785
4 -	36.891	25.080	1:01.971	70.17	1.744	12:38:00.756
5 -	36.459	24.105	1:00.564	71.80	0.337	12:39:01.320
6 -	36.560	23.920	1:00.480 (3)	71.90	0.253	12:40:01.800
7 -	36.968	25.248	1:02.216	69.89	1.989	12:41:04.016
8 -	37.308	23.771	1:01.079	71.19	0.852	12:42:05.095
9 -	36.418	23.904	1:00.322 (2)	72.08	0.095	12:43:05.417
10 -	36.271	23.956	1:00.227 (1)	72.20		12:44:05.644

P13	2 C	Lee HUFF	Yamaha -
IDEAL LAP TIME : 59.415		BEST LAP TIME : 59.415	DIFFERENCE : 0.000

LAP	SECTOR 1	SECTOR 2	LAP TIME	MPH	DIFF	TIME OF DAY
1 -		24.806	1:10.562	61.62	11.147	12:34:54.978
2 -	37.641	24.303	1:01.944	70.20	2.529	12:35:56.922
3 -	36.857	24.331	1:01.188	71.06	1.773	12:36:58.110
4 -	37.083	24.459	1:01.542	70.66	2.127	12:37:59.652
5 -	36.681	24.214	1:00.895	71.41	1.480	12:39:00.547
6 -	36.783	24.018	1:00.801	71.52	1.386	12:40:01.348
7 -	39.751	24.100	1:03.851	68.10	4.436	12:41:05.199
8 -	36.443	23.920	1:00.363 (2)	72.04	0.948	12:42:05.562

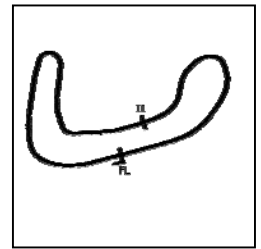
Weather / Track : Cloudy / Drying

Brands Hatch Indy
Circuit Length = 1.2079 miles
Start: 12:33 Flag 12:43 End: 12:44

BMCRC - MRO Championships 2018 - Rnd 1 @ Brands Hatch Indy

DFDS Seaways Yamaha Past Masters

RACE 2 - SECTOR ANALYSIS



SECTOR 1 = FL to I1, SECTOR 2 = I1 to FL, DIFF = Difference To Personal Best Lap, P = Crossed Finish Line in Pit Lane, D = Time Disallowed

9 -	36.767	23.959	1:00.726 (3)	71.61	1.311	12:43:06.288
10 -	35.840	23.575	59.415 (1)	73.19		12:44:05.703

P14	40 C	Douglas BEACOCK	Yamaha -			
IDEAL LAP TIME : 59.906		BEST LAP TIME : 1:00.120		DIFFERENCE : 0.214		

LAP	SECTOR 1	SECTOR 2	LAP TIME	MPH	DIFF	TIME OF DAY
1 -		24.545	1:09.591	62.48	9.471	12:34:54.007
2 -	38.114	24.016	1:02.130	69.99	2.010	12:35:56.137
3 -	36.983	23.936	1:00.919 (3)	71.38	0.799	12:36:57.056
4 -	37.549	24.078	1:01.627	70.56	1.507	12:37:58.683
5 -	37.280	23.969	1:01.249	70.99	1.129	12:38:59.932
6 -	36.432	23.847	1:00.279 (2)	72.14	0.159	12:40:00.211
7 -	37.854	25.114	1:02.968	69.06	2.848	12:41:03.179
8 -	37.515	24.132	1:01.647	70.54	1.527	12:42:04.826
9 -	37.167	24.149	1:01.316	70.92	1.196	12:43:06.142
10 -	36.646	23.474	1:00.120 (1)	72.33		12:44:06.262

P15	83 C	Paul GODBOLD	Yamaha - Hill farm tree services			
IDEAL LAP TIME : 1:01.640		BEST LAP TIME : 1:01.874		DIFFERENCE : 0.234		

LAP	SECTOR 1	SECTOR 2	LAP TIME	MPH	DIFF	TIME OF DAY
1 -		24.885	1:10.970	61.27	9.096	12:34:55.386
2 -	38.469	24.615	1:03.084	68.93	1.210	12:35:58.470
3 -	38.681	24.351	1:03.032	68.99	1.158	12:37:01.502
4 -	38.445	25.119	1:03.564	68.41	1.690	12:38:05.066
5 -	38.455	25.240	1:03.695	68.27	1.821	12:39:08.761
6 -	37.750	24.674	1:02.424 (3)	69.66	0.550	12:40:11.185
7 -	38.863	24.247	1:03.110	68.90	1.236	12:41:14.295
8 -	37.529	24.345	1:01.874 (1)	70.28		12:42:16.169
9 -	37.393	24.713	1:02.106 (2)	70.01	0.232	12:43:18.275
10 -	38.456	25.436	1:03.892	68.06	2.018	12:44:22.167

P16	21	Ben HUNTER	Yamaha -			
IDEAL LAP TIME : 1:02.091		BEST LAP TIME : 1:02.091		DIFFERENCE : 0.000		

LAP	SECTOR 1	SECTOR 2	LAP TIME	MPH	DIFF	TIME OF DAY
1 -		24.786	1:12.542	59.94	10.451	12:34:56.958
2 -	37.750	24.552	1:02.302 (2)	69.79	0.211	12:35:59.260
3 -	37.608	24.483	1:02.091 (1)	70.03		12:37:01.351
4 -	38.280	25.281	1:03.561	68.41	1.470	12:38:04.912
5 -	37.753	24.721	1:02.474 (3)	69.60	0.383	12:39:07.386
6 -	37.869	24.905	1:02.774	69.27	0.683	12:40:10.160
7 -	38.933	25.249	1:04.182	67.75	2.091	12:41:14.342
8 -	38.588	25.823	1:04.411	67.51	2.320	12:42:18.753
9 -	39.100	25.865	1:04.965	66.93	2.874	12:43:23.718

P17	70 C	Andrew BURSCOUGH	Yamaha - Apollo Tuning			
IDEAL LAP TIME : 1:02.311		BEST LAP TIME : 1:02.692		DIFFERENCE : 0.381		

LAP	SECTOR 1	SECTOR 2	LAP TIME	MPH	DIFF	TIME OF DAY
1 -		25.406	1:10.619	61.57	7.927	12:34:55.035
2 -	38.275	24.826	1:03.101 (3)	68.91	0.409	12:35:58.136
3 -	37.485	25.207	1:02.692 (1)	69.36		12:37:00.828
4 -	38.751	25.390	1:04.141	67.79	1.449	12:38:04.969
5 -	38.441	25.202	1:03.643	68.32	0.951	12:39:08.612
6 -	37.820	24.912	1:02.732 (2)	69.32	0.040	12:40:11.344
7 -	40.083	25.329	1:05.412	66.48	2.720	12:41:16.756
8 -	39.186	25.260	1:04.446	67.47	1.754	12:42:21.202
9 -	38.147	26.266	1:04.413	67.51	1.721	12:43:25.615

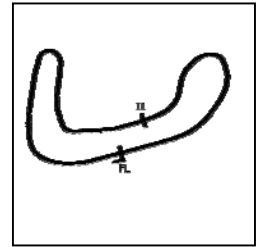
Weather / Track : Cloudy / Drying

Brands Hatch Indy
Circuit Length = 1.2079 miles
Start: 12:33 Flag 12:43 End: 12:44

BMCRC - MRO Championships 2018 - Rnd 1 @ Brands Hatch Indy

DFDS Seaways Yamaha Past Masters

RACE 2 - SECTOR ANALYSIS



SECTOR 1 = FL to I1, SECTOR 2 = I1 to FL, DIFF = Difference To Personal Best Lap, P = Crossed Finish Line in Pit Lane, D = Time Disallowed

P18 78		Gary BUTTON		Yamaha -		
IDEAL LAP TIME : 1:02.148		BEST LAP TIME : 1:02.148		DIFFERENCE : 0.000		
LAP	SECTOR 1	SECTOR 2	LAP TIME	MPH	DIFF	TIME OF DAY
1 -		24.852	1:11.841	60.53	9.693	12:34:56.257
2 -	37.968	24.785	1:02.753 (3)	69.29	0.605	12:35:59.010
3 -	37.525	24.623	1:02.148 (1)	69.97		12:37:01.158
4 -	37.841	24.739	1:02.580 (2)	69.48	0.432	12:38:03.738
5 -	38.994	25.082	1:04.076	67.86	1.928	12:39:07.814
6 -	38.191	24.973	1:03.164	68.84	1.016	12:40:10.978
7 -	40.155	25.409	1:05.564	66.32	3.416	12:41:16.542
8 -	39.224	24.960	1:04.184	67.75	2.036	12:42:20.726
9 -	38.349	27.243	1:05.592	66.29	3.444	12:43:26.318

P19 87 R		Denise BUTTON		Yamaha -		
IDEAL LAP TIME : 1:03.485		BEST LAP TIME : 1:03.623		DIFFERENCE : 0.138		
LAP	SECTOR 1	SECTOR 2	LAP TIME	MPH	DIFF	TIME OF DAY
1 -		26.332	1:16.731	56.67	13.108	12:35:01.147
2 -	39.461	27.061	1:06.522	65.37	2.899	12:36:07.669
3 -	38.837	25.740	1:04.577	67.33	0.954	12:37:12.246
4 -	39.542	25.463	1:05.005	66.89	1.382	12:38:17.251
5 -	38.979	25.678	1:04.657	67.25	1.034	12:39:21.908
6 -	38.507	25.779	1:04.286	67.64	0.663	12:40:26.194
7 -	38.522	25.467	1:03.989 (2)	67.95	0.366	12:41:30.183
8 -	38.301	25.322	1:03.623 (1)	68.34		12:42:33.806
9 -	38.823	25.184	1:04.007 (3)	67.93	0.384	12:43:37.813

P20 100		Adam HALIL		Yamaha - www.ypmrc.co.uk		
IDEAL LAP TIME : 1:03.363		BEST LAP TIME : 1:03.486		DIFFERENCE : 0.123		
LAP	SECTOR 1	SECTOR 2	LAP TIME	MPH	DIFF	TIME OF DAY
1 -		26.605	1:16.449	56.88	12.963	12:35:00.865
2 -	39.022	25.812	1:04.834	67.07	1.348	12:36:05.699
3 -	39.353	25.733	1:05.086	66.81	1.600	12:37:10.785
4 -	39.396	25.640	1:05.036	66.86	1.550	12:38:15.821
5 -	38.404	25.082	1:03.486 (1)	68.49		12:39:19.307
6 -	39.013	24.959	1:03.972 (3)	67.97	0.486	12:40:23.279
7 -	38.938	25.019	1:03.957 (2)	67.99	0.471	12:41:27.236
8 -	38.815	26.606	1:05.421	66.47	1.935	12:42:32.657
9 -	39.756	25.518	1:05.274	66.62	1.788	12:43:37.931

P21 11 C		Paul MIDDLETON		Yamaha - Whizzard Racing		
IDEAL LAP TIME : 1:04.242		BEST LAP TIME : 1:04.242		DIFFERENCE : 0.000		
LAP	SECTOR 1	SECTOR 2	LAP TIME	MPH	DIFF	TIME OF DAY
1 -		26.279	1:15.241	57.79	10.999	12:34:59.657
2 -	39.495	26.129	1:05.624	66.26	1.382	12:36:05.281
3 -	39.329	26.355	1:05.684	66.20	1.442	12:37:10.965
4 -	40.076	25.947	1:06.023	65.86	1.781	12:38:16.988
5 -	40.146	25.792	1:05.938	65.94	1.696	12:39:22.926
6 -	38.641	25.601	1:04.242 (1)	67.69		12:40:27.168
7 -	38.848	25.663	1:04.511 (2)	67.40	0.269	12:41:31.679
8 -	38.941	25.748	1:04.689 (3)	67.22	0.447	12:42:36.368
9 -	39.069	26.891	1:05.960	65.92	1.718	12:43:42.328

P22 14 R		John HARRISON		Yamaha -		
IDEAL LAP TIME : 1:10.231		BEST LAP TIME : 1:10.387		DIFFERENCE : 0.156		
LAP	SECTOR 1	SECTOR 2	LAP TIME	MPH	DIFF	TIME OF DAY
1 -		27.991	1:20.347	54.12	9.960	12:35:04.763
2 -	44.314	28.521	1:12.835	59.70	2.448	12:36:17.598
3 -	44.819	28.571	1:13.390	59.25	3.003	12:37:30.988
4 -	44.105	27.900	1:12.005	60.39	1.618	12:38:42.993

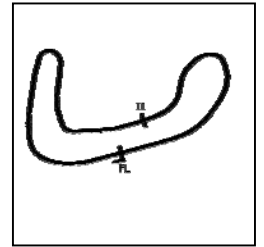
Weather / Track : Cloudy / Drying

Brands Hatch Indy
Circuit Length = 1.2079 miles
Start: 12:33 Flag 12:43 End: 12:44

BMCRC - MRO Championships 2018 - Rnd 1 @ Brands Hatch Indy

DFDS Seaways Yamaha Past Masters

RACE 2 - SECTOR ANALYSIS



SECTOR 1 = FL to I1, SECTOR 2 = I1 to FL, DIFF = Difference To Personal Best Lap, P = Crossed Finish Line in Pit Lane, D = Time Disallowed

5 -	43.584	27.193	1:10.777 (3)	61.44	0.390	12:39:53.770
6 -	43.638	27.623	1:11.261	61.02	0.874	12:41:05.031
7 -	43.086	27.536	1:10.622 (2)	61.57	0.235	12:42:15.653
8 -	43.242	27.145	1:10.387 (1)	61.78		12:43:26.040

P23	64 R	Mick GEARY	Yamaha -			
IDEAL LAP TIME : 1:12.017		BEST LAP TIME : 1:12.026	DIFFERENCE : 0.009			

LAP	SECTOR 1	SECTOR 2	LAP TIME	MPH	DIFF	TIME OF DAY
1 -		28.522	1:22.259	52.86	10.233	12:35:06.675
2 -	44.570	28.287	1:12.857 (2)	59.68	0.831	12:36:19.532
3 -	45.395	28.962	1:14.357	58.48	2.331	12:37:33.889
4 -	45.075	28.532	1:13.607 (3)	59.07	1.581	12:38:47.496
5 -	43.730	28.296	1:12.026 (1)	60.37		12:39:59.522
6 -	45.425	29.296	1:14.721	58.19	2.695	12:41:14.243
7 -	45.657	28.788	1:14.445	58.41	2.419	12:42:28.688
8 -	45.859	28.584	1:14.443	58.41	2.417	12:43:43.131

P24	60 R	Daniel GOUGH	Yamaha - G Force Motorcycles			
IDEAL LAP TIME : 1:02.072		BEST LAP TIME : 1:02.072	DIFFERENCE : 0.000			

LAP	SECTOR 1	SECTOR 2	LAP TIME	MPH	DIFF	TIME OF DAY
1 -		24.903	1:12.333	60.11	10.261	12:34:56.749
2 -	37.996	25.196	1:03.192 (2)	68.81	1.120	12:35:59.941
3 -	37.702	24.370	1:02.072 (1)	70.05		12:37:02.013
4 -	38.272	25.270	1:03.542	68.43	1.470	12:38:05.555
5 -	38.464	25.005	1:03.469 (3)	68.51	1.397	12:39:09.024

BMCRC - MRO Championships 2018 - Rnd 1 @ Brands Hatch Indy

DFDS Seaways Yamaha Past Masters

RACE 2 - BEST SECTORS

SECTOR 1			SECTOR 2			IDEAL / BEST COMPARISON						
POS	NO	NAME	TIME	NO	NAME	TIME	POS	NO	NAME	IDEAL	BEST	DIFF
									PERFECT LAP	55.859		
1	19	BRANTON	33.575	19	BRANTON	22.284	1	19	BRANTON	55.859	55.859	0.000
2	13	EDMONDSON	33.809	0	HILL	22.571	2	13	EDMONDSON	56.575	56.600	0.025
3	81	GRANT	34.007	9	WRIGHT	22.706	3	0	HILL	56.594	56.884	0.290
4	9	WRIGHT	34.010	13	EDMONDSON	22.766	4	9	WRIGHT	56.716	56.791	0.075
5	0	HILL	34.023	81	GRANT	22.786	5	81	GRANT	56.793	57.153	0.360
6	88	STANLEY	34.723	88	STANLEY	22.965	6	88	STANLEY	57.688	58.224	0.536
7	101	DAVIES	34.922	4	HALIL	23.076	7	101	DAVIES	58.102	58.161	0.059
8	46	MARSHALL	35.025	101	DAVIES	23.180	8	4	HALIL	58.274	58.361	0.087
9	97	GUYETT	35.106	97	GUYETT	23.232	9	97	GUYETT	58.338	58.431	0.093
10	4	HALIL	35.198	46	MARSHALL	23.423	10	46	MARSHALL	58.448	58.787	0.339
11	2	HUFF	35.840	40	BEACOCK	23.474	11	2	HUFF	59.415	59.415	0.000
12	24	CARSON	36.181	2	HUFF	23.575	12	40	BEACOCK	59.906	1:00.120	0.214
13	57	MOOK	36.271	57	MOOK	23.771	13	57	MOOK	1:00.042	1:00.227	0.185
14	40	BEACOCK	36.432	24	CARSON	23.940	14	24	CARSON	1:00.121	1:00.163	0.042
15	83	GODBOLD	37.393	83	GODBOLD	24.247	15	83	GODBOLD	1:01.640	1:01.874	0.234
16	70	BURSCOUGH	37.485	60	GOUGH	24.370	16	60	GOUGH	1:02.072	1:02.072	0.000
17	78	BUTTON	37.525	21	HUNTER	24.483	17	21	HUNTER	1:02.091	1:02.091	0.000
18	21	HUNTER	37.608	78	BUTTON	24.623	18	78	BUTTON	1:02.148	1:02.148	0.000
19	60	GOUGH	37.702	70	BURSCOUGH	24.826	19	70	BURSCOUGH	1:02.311	1:02.692	0.381
20	87	BUTTON	38.301	100	HALIL	24.959	20	100	HALIL	1:03.363	1:03.486	0.123
21	100	HALIL	38.404	87	BUTTON	25.184	21	87	BUTTON	1:03.485	1:03.623	0.138
22	11	MIDDLETON	38.641	11	MIDDLETON	25.601	22	11	MIDDLETON	1:04.242	1:04.242	0.000
23	14	HARRISON	43.086	14	HARRISON	27.145	23	14	HARRISON	1:10.231	1:10.387	0.156
24	64	GEARY	43.730	64	GEARY	28.287	24	64	GEARY	1:12.017	1:12.026	0.009
25												
26												

Weather / Track : Cloudy / Drying

Results can be found at www.tsl-timing.com

Brands Hatch Indy
Circuit Length = 1.2079 miles
Start: 12:33 Flag 12:43 End: 12:44

Printed - 12:50 Saturday, 10 March 2018

BMCRC - MRO Championships 2018 - Rnd 1 @ Brands Hatch Indy
DFDS Seaways Yamaha Past Masters
RACE 12 - GRID (10 Laps)

ROW 9	27	74 Paul WHITBY	26	72 Len WHALIN	25	125 Ben MILES
ROW 8	24	1:12.026 64 Mick GEARY	23	1:10.387 14 John HARRISON	22	1:04.242 11 Paul MIDDLETON
ROW 7	21	1:03.623 87 Denise BUTTON	20	1:03.486 100 Adam HALIL	19	1:02.692 70 Andrew BURSCOUGH
ROW 6	18	1:02.148 78 Gary BUTTON	17	1:02.091 21 Ben HUNTER	16	1:02.072 60 Daniel GOUGH
ROW 5	15	1:01.874 83 Paul GODBOLD	14	1:00.227 57 Geoff MOOK	13	1:00.163 24 Scott CARSON
ROW 4	12	1:00.120 40 Douglas BEACOCK	11	59.415 2 Lee HUFF	10	58.787 46 Kevin MARSHALL
ROW 3	9	58.431 97 Reece GUYETT	8	58.361 4 Denis HALIL	7	58.224 88 Michael STANLEY
ROW 2	6	58.161 101 Andrew DAVIES	5	57.153 81 Scott GRANT	4	56.884 0 Jeremy HILL
ROW 1	3	56.791 9 Dan WRIGHT	2	56.600 13 Doug EDMONDSON	1	55.859 19 Peter BRANTON
						Pole

 Brands Hatch Indy
 Circuit Length = 1.2079 miles

These results are provisional until the conclusion of any judicial and technical matters.

Clerk Of Course :	Timekeeper :
-------------------	--------------

 Results can be found at www.tsl-timing.com

Printed - 12:51 Saturday, 10 March 2018



BMCRC - MRO Championships 2018 - Rnd 1 @ Brands Hatch Indy
DFDS Seaways Yamaha Past Masters
RACE 12 - CLASSIFICATION

POS	NO	CL	PIC NAME	ENTRY	LAPS	TIME	GAP	DIFF	MPH	BEST	ON
1	19		1 Peter BRANTON	Yamaha -	10	9:15.839			78.23	54.314	9
2	13		2 Doug EDMONDSON	Yamaha - Wave Racing Developments	10	9:16.199	0.360	0.360	78.18	54.257	10
3	81		3 Scott GRANT	Yamaha - SEAGER engineering/ Motaa Cycle Parts	10	9:23.981	8.142	7.782	77.10	54.954	4
4	0		4 Jeremy HILL	Yamaha - LT-Info.com / ELP Racing	10	9:27.185	11.346	3.204	76.66	55.437	10
5	101		5 Andrew DAVIES	Yamaha - GIBSON EXHAUSTS	10	9:30.107	14.268	2.922	76.27	55.879	7
6	9		6 Dan WRIGHT	Yamaha -	10	9:30.703	14.864	0.596	76.19	55.977	3
7	4		7 Denis HALIL	Yamaha - D & A AUTOS	10	9:30.828	14.989	0.125	76.18	55.634	7
8	125		8 Ben MILES	Yamaha - Gibson Exhaust	10	9:47.473	31.634	16.645	74.02	56.704	8
9	97		9 Reece GUYETT	Yamaha - Rose MOT / Master Mix	10	9:54.470	38.631	6.997	73.15	58.123	10
10	70	C	1 Andrew BURSCOUGH	Yamaha - Apollo Tuning	10	9:54.517	38.678	0.047	73.14	58.095	10
11	2	C	2 Lee HUFF	Yamaha -	10	9:55.379	39.540	0.862	73.03	57.880	10
12	46	C	3 Kevin MARSHALL	Yamaha -	10	9:55.632	39.793	0.253	73.00	57.916	8
13	24	R	1 Scott CARSON	Yamaha - Two wheel technics	10	10:01.332	45.493	5.700	72.31	59.140	10
14	83	C	4 Paul GODBOLD	Yamaha - Hill farm tree services	10	10:06.244	50.405	4.912	71.73	58.707	10
15	21		10 Ben HUNTER	Yamaha -	10	10:06.417	50.578	0.173	71.70	59.109	10
16	72	C	5 Len WHALIN	Yamaha -	10	10:06.650	50.811	0.233	71.68	58.644	7
17	57	R	2 Geoff MOOK	Yamaha -	10	10:07.698	51.859	1.048	71.55	58.896	9
18	78		11 Gary BUTTON	Yamaha -	9	9:35.789	1 Lap	1 Lap	67.97	1:01.953	9
19	11	C	6 Paul MIDDLETON	Yamaha - Whizzard Racing	9	9:37.021	1 Lap	1.232	67.82	1:01.727	9
20	100		12 Adam HALIL	Yamaha - www.ypmrc.co.uk	9	9:41.435	1 Lap	4.414	67.31	1:02.535	3
21	87	R	3 Denise BUTTON	Yamaha -	9	9:49.478	1 Lap	8.043	66.39	1:02.483	9
22	14	R	4 John HARRISON	Yamaha -	8	9:27.513	2 Laps	1 Lap	61.30	1:09.035	2

NOT CLASSIFIED

DNF	60	R	Daniel GOUGH	Yamaha - G Force Motorcycles	3	3:10.264	7 Laps	5 Laps	68.56	59.696	3
DNF	40	C	Douglas BEACOCK	Yamaha -	1	1:06.861	9 Laps	2 Laps	65.03		
DNF	88		Michael STANLEY	Yamaha -	0						

FASTEST LAP

13			Doug EDMONDSON	Yamaha - Wave Racing Developments	10	54.257	80.14 mph	128.98 kph			
2	C		Lee HUFF	Yamaha -	10	57.880	75.13 mph	120.91 kph			
57	R		Geoff MOOK	Yamaha -	9	58.896	73.83 mph	118.82 kph			

Class - 92.5% of Race Speed = 72.36 mph
 Class C - 92.5% of Race Speed = 67.65 mph
 Class R - 92.5% of Race Speed = 66.88 mph

Brands Hatch Indy
 Circuit Length = 1.2079 miles
 Start: 15:58 Flag 16:07 End: 16:08

Weather / Track : Cloudy / Dry

These results are provisional until the conclusion of any judicial and technical matters.

Clerk Of Course :	Timekeeper :
-------------------	--------------

Results can be found at www.tsl-timing.com

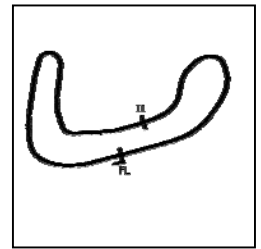
Printed - 16:08 Saturday, 10 March 2018



BMCRC - MRO Championships 2018 - Rnd 1 @ Brands Hatch Indy

DFDS Seaways Yamaha Past Masters

RACE 12 - SECTOR ANALYSIS



SECTOR 1 = FL to I1, SECTOR 2 = I1 to FL, DIFF = Difference To Personal Best Lap, P = Crossed Finish Line in Pit Lane, D = Time Disallowed

P1 19		Peter BRANTON		Yamaha -		
IDEAL LAP TIME : 54.314		BEST LAP TIME : 54.314		DIFFERENCE : 0.000		
LAP	SECTOR 1	SECTOR 2	LAP TIME	MPH	DIFF	TIME OF DAY
1 -		22.122	1:01.113	71.15	6.799	15:59:07.632
2 -	33.480	21.876	55.356	78.55	1.042	16:00:02.988
3 -	33.170	22.027	55.197	78.78	0.883	16:00:58.185
4 -	32.800	21.914	54.714	79.47	0.400	16:01:52.899
5 -	33.111	21.951	55.062	78.97	0.748	16:02:47.961
6 -	32.900	21.775	54.675 (3)	79.53	0.361	16:03:42.636
7 -	33.226	22.017	55.243	78.71	0.929	16:04:37.879
8 -	33.705	21.909	55.614	78.19	1.300	16:05:33.493
9 -	32.583	21.731	54.314 (1)	80.06		16:06:27.807
10 -	32.802	21.749	54.551 (2)	79.71	0.237	16:07:22.358

P2 13		Doug EDMONDSON		Yamaha - Wave Racing Developments		
IDEAL LAP TIME : 54.257		BEST LAP TIME : 54.257		DIFFERENCE : 0.000		
LAP	SECTOR 1	SECTOR 2	LAP TIME	MPH	DIFF	TIME OF DAY
1 -		22.669	1:01.750	70.42	7.493	15:59:08.269
2 -	33.356	22.075	55.431	78.45	1.174	16:00:03.700
3 -	33.228	22.129	55.357	78.55	1.100	16:00:59.057
4 -	32.936	22.066	55.002	79.06	0.745	16:01:54.059
5 -	33.055	22.083	55.138	78.86	0.881	16:02:49.197
6 -	32.885	21.873	54.758 (3)	79.41	0.501	16:03:43.955
7 -	32.959	21.932	54.891	79.22	0.634	16:04:38.846
8 -	32.892	22.314	55.206	78.77	0.949	16:05:34.052
9 -	32.511	21.898	54.409 (2)	79.92	0.152	16:06:28.461
10 -	32.438	21.819	54.257 (1)	80.14		16:07:22.718

P3 81		Scott GRANT		Yamaha - SEAGER engineering/ Motaa Cycle Parts		
IDEAL LAP TIME : 54.894		BEST LAP TIME : 54.954		DIFFERENCE : 0.060		
LAP	SECTOR 1	SECTOR 2	LAP TIME	MPH	DIFF	TIME OF DAY
1 -		22.419	1:02.212	69.89	7.258	15:59:08.731
2 -	33.524	22.202	55.726	78.03	0.772	16:00:04.457
3 -	33.173	22.020	55.193 (2)	78.78	0.239	16:00:59.650
4 -	32.874	22.080	54.954 (1)	79.13		16:01:54.604
5 -	33.177	22.838	56.015	77.63	1.061	16:02:50.619
6 -	33.017	22.183	55.200 (3)	78.77	0.246	16:03:45.819
7 -	33.139	22.356	55.495	78.36	0.541	16:04:41.314
8 -	33.519	23.193	56.712	76.67	1.758	16:05:38.026
9 -	33.697	22.699	56.396	77.10	1.442	16:06:34.422
10 -	33.269	22.809	56.078	77.54	1.124	16:07:30.500

P4 0		Jeremy HILL		Yamaha - LT-Info.com / ELP Racing		
IDEAL LAP TIME : 55.184		BEST LAP TIME : 55.437		DIFFERENCE : 0.253		
LAP	SECTOR 1	SECTOR 2	LAP TIME	MPH	DIFF	TIME OF DAY
1 -		22.828	1:02.934	69.09	7.497	15:59:09.453
2 -	33.894	22.082	55.976	77.68	0.539	16:00:05.429
3 -	34.215	22.420	56.635	76.78	1.198	16:01:02.064
4 -	33.499	22.330	55.829 (3)	77.89	0.392	16:01:57.893
5 -	33.777	22.421	56.198	77.38	0.761	16:02:54.091
6 -	34.161	22.313	56.474	77.00	1.037	16:03:50.565
7 -	33.749	22.263	56.012	77.63	0.575	16:04:46.577
8 -	33.102	22.349	55.451 (2)	78.42	0.014	16:05:42.028
9 -	33.573	22.666	56.239	77.32	0.802	16:06:38.267
10 -	33.247	22.190	55.437 (1)	78.44		16:07:33.704

P5 101		Andrew DAVIES		Yamaha - GIBSON EXHAUSTS		
IDEAL LAP TIME : 55.864		BEST LAP TIME : 55.879		DIFFERENCE : 0.015		
LAP	SECTOR 1	SECTOR 2	LAP TIME	MPH	DIFF	TIME OF DAY

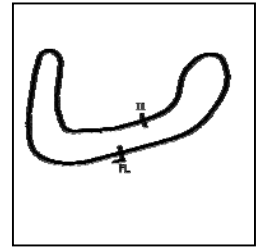
Weather / Track : Cloudy / Dry

Brands Hatch Indy
Circuit Length = 1.2079 miles
Start: 15:58 Flag 16:07 End: 16:08

BMCRC - MRO Championships 2018 - Rnd 1 @ Brands Hatch Indy

DFDS Seaways Yamaha Past Masters

RACE 12 - SECTOR ANALYSIS



SECTOR 1 = FL to I1, SECTOR 2 = I1 to FL, DIFF = Difference To Personal Best Lap, P = Crossed Finish Line in Pit Lane, D = Time Disallowed

1 -		22.631	1:02.179	69.93	6.300	15:59:08.698
2 -	34.099	22.444	56.543	76.90	0.664	16:00:05.241
3 -	33.944	22.829	56.773	76.59	0.894	16:01:02.014
4 -	33.940	22.477	56.417	77.07	0.538	16:01:58.431
5 -	33.623	22.440	56.063 (3)	77.56	0.184	16:02:54.494
6 -	33.943	22.457	56.400	77.10	0.521	16:03:50.894
7 -	33.524	22.355	55.879 (1)	77.82		16:04:46.773
8 -	34.248	22.737	56.985	76.31	1.106	16:05:43.758
9 -	33.610	23.322	56.932	76.38	1.053	16:06:40.690
10 -	33.509	22.427	55.936 (2)	77.74	0.057	16:07:36.626

P6 9		Dan WRIGHT		Yamaha -			
IDEAL LAP TIME : 55.918		BEST LAP TIME : 55.977		DIFFERENCE : 0.059			
LAP	SECTOR 1	SECTOR 2	LAP TIME	MPH	DIFF	TIME OF DAY	
1 -		22.919	1:03.511	68.47	7.534	15:59:10.030	
2 -	34.050	22.652	56.702	76.69	0.725	16:00:06.732	
3 -	33.665	22.312	55.977 (1)	77.68		16:01:02.709	
4 -	33.911	22.486	56.397	77.10	0.420	16:01:59.106	
5 -	33.771	22.317	56.088 (2)	77.53	0.111	16:02:55.194	
6 -	33.948	22.253	56.201	77.37	0.224	16:03:51.395	
7 -	33.732	22.464	56.196 (3)	77.38	0.219	16:04:47.591	
8 -	34.202	22.280	56.482	76.99	0.505	16:05:44.073	
9 -	33.959	22.885	56.844	76.50	0.867	16:06:40.917	
10 -	34.052	22.253	56.305	77.23	0.328	16:07:37.222	

P7 4		Denis HALIL		Yamaha - D & A AUTOS			
IDEAL LAP TIME : 55.522		BEST LAP TIME : 55.634		DIFFERENCE : 0.112			
LAP	SECTOR 1	SECTOR 2	LAP TIME	MPH	DIFF	TIME OF DAY	
1 -		22.940	1:04.140	67.79	8.506	15:59:10.659	
2 -	34.184	22.715	56.899	76.42	1.265	16:00:07.558	
3 -	33.896	22.523	56.419	77.07	0.785	16:01:03.977	
4 -	33.573	22.647	56.220	77.34	0.586	16:02:00.197	
5 -	33.675	22.558	56.233	77.33	0.599	16:02:56.430	
6 -	33.786	22.516	56.302	77.23	0.668	16:03:52.732	
7 -	33.299	22.335	55.634 (1)	78.16		16:04:48.366	
8 -	33.587	22.452	56.039 (2)	77.59	0.405	16:05:44.405	
9 -	33.803	23.007	56.810	76.54	1.176	16:06:41.215	
10 -	33.909	22.223	56.132 (3)	77.47	0.498	16:07:37.347	

P8 125		Ben MILES		Yamaha - Gibson Exhaust			
IDEAL LAP TIME : 56.662		BEST LAP TIME : 56.704		DIFFERENCE : 0.042			
LAP	SECTOR 1	SECTOR 2	LAP TIME	MPH	DIFF	TIME OF DAY	
1 -		23.692	1:08.628	63.36	11.924	15:59:15.147	
2 -	36.091	22.805	58.896	73.83	2.192	16:00:14.043	
3 -	35.225	22.657	57.882	75.12	1.178	16:01:11.925	
4 -	34.600	23.209	57.809	75.22	1.105	16:02:09.734	
5 -	35.044	23.767	58.811	73.94	2.107	16:03:08.545	
6 -	34.538	22.373	56.911 (2)	76.41	0.207	16:04:05.456	
7 -	35.067	22.568	57.635	75.45	0.931	16:05:03.091	
8 -	34.289	22.415	56.704 (1)	76.68		16:05:59.795	
9 -	34.602	22.457	57.059 (3)	76.21	0.355	16:06:56.854	
10 -	34.431	22.707	57.138	76.10	0.434	16:07:53.992	

P9 97		Reece GUYETT		Yamaha - Rose MOT / Master Mix			
IDEAL LAP TIME : 58.085		BEST LAP TIME : 58.123		DIFFERENCE : 0.038			
LAP	SECTOR 1	SECTOR 2	LAP TIME	MPH	DIFF	TIME OF DAY	
1 -		23.371	1:05.064	66.83	6.941	15:59:11.583	
2 -	35.499	23.593	59.092	73.59	0.969	16:00:10.675	
3 -	35.561	23.331	58.892	73.84	0.769	16:01:09.567	
4 -	35.654	23.596	59.250	73.39	1.127	16:02:08.817	

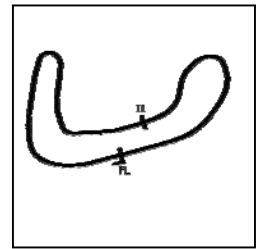
Weather / Track : Cloudy / Dry

Brands Hatch Indy
Circuit Length = 1.2079 miles
Start: 15:58 Flag 16:07 End: 16:08

BMCRC - MRO Championships 2018 - Rnd 1 @ Brands Hatch Indy

DFDS Seaways Yamaha Past Masters

RACE 12 - SECTOR ANALYSIS



SECTOR 1 = FL to I1, SECTOR 2 = I1 to FL, DIFF = Difference To Personal Best Lap, P = Crossed Finish Line in Pit Lane, D = Time Disallowed

5 -	35.709	23.958	59.667	72.88	1.544	16:03:08.484
6 -	35.470	23.231	58.701	74.08	0.578	16:04:07.185
7 -	35.110	23.393	58.503 (3)	74.33	0.380	16:05:05.688
8 -	35.164	23.563	58.727	74.04	0.604	16:06:04.415
9 -	35.183	23.268	58.451 (2)	74.39	0.328	16:07:02.866
10 -	34.854	23.269	58.123 (1)	74.81		16:08:00.989

P10	70 C	Andrew BURSCOUGH	Yamaha - Apollo Tuning
IDEAL LAP TIME : 57.897		BEST LAP TIME : 58.095	DIFFERENCE : 0.198

LAP	SECTOR 1	SECTOR 2	LAP TIME	MPH	DIFF	TIME OF DAY
1 -		23.212	1:06.260	65.62	8.165	15:59:12.779
2 -	35.333	23.140	58.473 (3)	74.36	0.378	16:00:11.252
3 -	35.295	23.071	58.366 (2)	74.50	0.271	16:01:09.618
4 -	35.192	23.694	58.886	73.84	0.791	16:02:08.504
5 -	35.719	23.796	59.515	73.06	1.420	16:03:08.019
6 -	35.482	23.224	58.706	74.07	0.611	16:04:06.725
7 -	35.108	23.774	58.882	73.85	0.787	16:05:05.607
8 -	34.852	23.889	58.741	74.03	0.646	16:06:04.348
9 -	35.255	23.338	58.593	74.21	0.498	16:07:02.941
10 -	35.050	23.045	58.095 (1)	74.85		16:08:01.036

P11	2 C	Lee HUFF	Yamaha -
IDEAL LAP TIME : 57.835		BEST LAP TIME : 57.880	DIFFERENCE : 0.045

LAP	SECTOR 1	SECTOR 2	LAP TIME	MPH	DIFF	TIME OF DAY
1 -		23.450	1:05.694	66.19	7.814	15:59:12.213
2 -	35.410	23.678	59.088	73.59	1.208	16:00:11.301
3 -	35.660	23.701	59.361	73.25	1.481	16:01:10.662
4 -	35.253	23.731	58.984	73.72	1.104	16:02:09.646
5 -	35.617	23.731	59.348	73.27	1.468	16:03:08.994
6 -	35.357	24.064	59.421	73.18	1.541	16:04:08.415
7 -	36.143	23.248	59.391	73.21	1.511	16:05:07.806
8 -	35.011	23.265	58.276 (3)	74.62	0.396	16:06:06.082
9 -	34.878	23.058	57.936 (2)	75.05	0.056	16:07:04.018
10 -	34.777	23.103	57.880 (1)	75.13		16:08:01.898

P12	46 C	Kevin MARSHALL	Yamaha -
IDEAL LAP TIME : 57.507		BEST LAP TIME : 57.916	DIFFERENCE : 0.409

LAP	SECTOR 1	SECTOR 2	LAP TIME	MPH	DIFF	TIME OF DAY
1 -		23.439	1:06.321	65.56	8.405	15:59:12.840
2 -	36.186	23.148	59.334	73.29	1.418	16:00:12.174
3 -	35.129	23.637	58.766	73.99	0.850	16:01:10.940
4 -	35.393	23.695	59.088	73.59	1.172	16:02:10.028
5 -	35.440	23.888	59.328	73.29	1.412	16:03:09.356
6 -	35.249	23.691	58.940	73.78	1.024	16:04:08.296
7 -	35.669	23.402	59.071	73.61	1.155	16:05:07.367
8 -	34.519	23.397	57.916 (1)	75.08		16:06:05.283
9 -	34.660	23.982	58.642 (3)	74.15	0.726	16:07:03.925
10 -	35.238	22.988	58.226 (2)	74.68	0.310	16:08:02.151

P13	24 R	Scott CARSON	Yamaha - Two wheel technics
IDEAL LAP TIME : 59.052		BEST LAP TIME : 59.140	DIFFERENCE : 0.088

LAP	SECTOR 1	SECTOR 2	LAP TIME	MPH	DIFF	TIME OF DAY
1 -		23.802	1:06.060	65.82	6.920	15:59:12.579
2 -	36.462	23.773	1:00.235	72.19	1.095	16:00:12.814
3 -	35.535	23.673	59.208 (2)	73.44	0.068	16:01:12.022
4 -	35.594	23.766	59.360 (3)	73.25	0.220	16:02:11.382
5 -	35.657	23.834	59.491	73.09	0.351	16:03:10.873
6 -	35.633	23.737	59.370	73.24	0.230	16:04:10.243
7 -	35.813	23.842	59.655	72.89	0.515	16:05:09.898
8 -	35.686	23.720	59.406	73.20	0.266	16:06:09.304

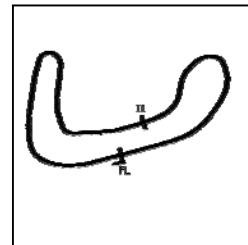
Weather / Track : Cloudy / Dry

Brands Hatch Indy
Circuit Length = 1.2079 miles
Start: 15:58 Flag 16:07 End: 16:08

BMCRC - MRO Championships 2018 - Rnd 1 @ Brands Hatch Indy

DFDS Seaways Yamaha Past Masters

RACE 12 - SECTOR ANALYSIS



SECTOR 1 = FL to I1, SECTOR 2 = I1 to FL, DIFF = Difference To Personal Best Lap, P = Crossed Finish Line in Pit Lane, D = Time Disallowed

9 - 35.714 23.693 59.407 73.20 0.267 16:07:08.711
 10 - **35.379** 23.761 **59.140 (1)** **73.53** **16:08:07.851**

P14 83 C Paul GODBOLD		Yamaha - Hill farm tree services				
IDEAL LAP TIME : 58.707		BEST LAP TIME : 58.707		DIFFERENCE : 0.000		
LAP	SECTOR 1	SECTOR 2	LAP TIME	MPH	DIFF	TIME OF DAY
1 -		23.724	1:07.575	64.35	8.868	15:59:14.094
2 -	37.679	23.666	1:01.345	70.88	2.638	16:00:15.439
3 -	36.606	23.383	59.989	72.49	1.282	16:01:15.428
4 -	35.625	23.854	59.479	73.11	0.772	16:02:14.907
5 -	35.998	23.391	59.389 (3)	73.22	0.682	16:03:14.296
6 -	37.148	23.634	1:00.782	71.54	2.075	16:04:15.078
7 -	35.636	23.393	59.029 (2)	73.66	0.322	16:05:14.107
8 -	36.626	23.653	1:00.279	72.14	1.572	16:06:14.386
9 -	36.097	23.573	59.670	72.87	0.963	16:07:14.056
10 -	35.437	23.270	58.707 (1)	74.07		16:08:12.763

P15 21 Ben HUNTER		Yamaha -				
IDEAL LAP TIME : 58.845		BEST LAP TIME : 59.109		DIFFERENCE : 0.264		
LAP	SECTOR 1	SECTOR 2	LAP TIME	MPH	DIFF	TIME OF DAY
1 -		24.111	1:09.306	62.74	10.197	15:59:15.825
2 -	36.526	23.509	1:00.035	72.43	0.926	16:00:15.860
3 -	35.784	23.352	59.136 (2)	73.53	0.027	16:01:14.996
4 -	35.634	23.929	59.563	73.00	0.454	16:02:14.559
5 -	35.913	23.546	59.459 (3)	73.13	0.350	16:03:14.018
6 -	36.522	23.684	1:00.206	72.22	1.097	16:04:14.224
7 -	36.009	23.664	59.673	72.87	0.564	16:05:13.897
8 -	36.419	23.694	1:00.113	72.34	1.004	16:06:14.010
9 -	36.161	23.656	59.817	72.69	0.708	16:07:13.827
10 -	35.898	23.211	59.109 (1)	73.56		16:08:12.936

P16 72 C Len WHALIN		Yamaha -				
IDEAL LAP TIME : 58.272		BEST LAP TIME : 58.644		DIFFERENCE : 0.372		
LAP	SECTOR 1	SECTOR 2	LAP TIME	MPH	DIFF	TIME OF DAY
1 -		23.880	1:08.527	63.45	9.883	15:59:15.046
2 -	37.298	23.948	1:01.246	71.00	2.602	16:00:16.292
3 -	36.225	23.404	59.629	72.92	0.985	16:01:15.921
4 -	35.685	23.746	59.431	73.17	0.787	16:02:15.352
5 -	36.039	23.285	59.324	73.30	0.680	16:03:14.676
6 -	37.578	23.666	1:01.244	71.00	2.600	16:04:15.920
7 -	35.357	23.287	58.644 (1)	74.15		16:05:14.564
8 -	37.157	23.268	1:00.425	71.96	1.781	16:06:14.989
9 -	35.793	23.340	59.133 (3)	73.53	0.489	16:07:14.122
10 -	36.132	22.915	59.047 (2)	73.64	0.403	16:08:13.169

P17 57 R Geoff MOOK		Yamaha -				
IDEAL LAP TIME : 58.896		BEST LAP TIME : 58.896		DIFFERENCE : 0.000		
LAP	SECTOR 1	SECTOR 2	LAP TIME	MPH	DIFF	TIME OF DAY
1 -		23.664	1:08.267	63.69	9.371	15:59:14.786
2 -	36.825	23.686	1:00.511	71.86	1.615	16:00:15.297
3 -	35.859	23.705	59.564	73.00	0.668	16:01:14.861
4 -	35.745	23.568	59.313 (3)	73.31	0.417	16:02:14.174
5 -	35.946	23.629	59.575	72.99	0.679	16:03:13.749
6 -	37.552	23.915	1:01.467	70.74	2.571	16:04:15.216
7 -	36.304	24.172	1:00.476	71.90	1.580	16:05:15.692
8 -	36.884	23.714	1:00.598	71.76	1.702	16:06:16.290
9 -	35.554	23.342	58.896 (1)	73.83		16:07:15.186
10 -	35.666	23.365	59.031 (2)	73.66	0.135	16:08:14.217

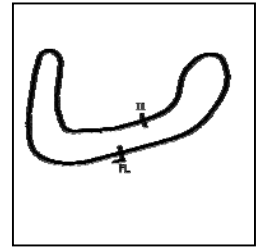
Weather / Track : Cloudy / Dry

Brands Hatch Indy
 Circuit Length = 1.2079 miles
 Start: 15:58 Flag 16:07 End: 16:08

BMCRC - MRO Championships 2018 - Rnd 1 @ Brands Hatch Indy

DFDS Seaways Yamaha Past Masters

RACE 12 - SECTOR ANALYSIS



SECTOR 1 = FL to I1, SECTOR 2 = I1 to FL, DIFF = Difference To Personal Best Lap, P = Crossed Finish Line in Pit Lane, D = Time Disallowed

P18 78		Gary BUTTON		Yamaha -			
IDEAL LAP TIME : 1:01.842		BEST LAP TIME : 1:01.953		DIFFERENCE : 0.111			
LAP	SECTOR 1	SECTOR 2	LAP TIME	MPH	DIFF	TIME OF DAY	
1 -		25.370	1:13.382	59.25	11.429	15:59:19.901	
2 -	38.773	25.090	1:03.863	68.09	1.910	16:00:23.764	
3 -	38.567	24.852	1:03.419	68.56	1.466	16:01:27.183	
4 -	38.085	24.780	1:02.865	69.17	0.912	16:02:30.048	
5 -	37.954	24.892	1:02.846	69.19	0.893	16:03:32.894	
6 -	37.614	24.747	1:02.361 (3)	69.73	0.408	16:04:35.255	
7 -	38.332	24.714	1:03.046	68.97	1.093	16:05:38.301	
8 -	37.376	24.678	1:02.054 (2)	70.07	0.101	16:06:40.355	
9 -	37.487	24.466	1:01.953 (1)	70.19		16:07:42.308	

P19 11 C		Paul MIDDLETON		Yamaha - Whizzard Racing			
IDEAL LAP TIME : 1:01.727		BEST LAP TIME : 1:01.727		DIFFERENCE : 0.000			
LAP	SECTOR 1	SECTOR 2	LAP TIME	MPH	DIFF	TIME OF DAY	
1 -		25.166	1:11.412	60.89	9.685	15:59:17.931	
2 -	38.087	25.178	1:03.265	68.73	1.538	16:00:21.196	
3 -	38.502	25.329	1:03.831	68.12	2.104	16:01:25.027	
4 -	37.967	25.213	1:03.180	68.82	1.453	16:02:28.207	
5 -	38.825	25.290	1:04.115	67.82	2.388	16:03:32.322	
6 -	37.606	25.050	1:02.656 (3)	69.40	0.929	16:04:34.978	
7 -	39.581	25.008	1:04.589	67.32	2.862	16:05:39.567	
8 -	37.458	24.788	1:02.246 (2)	69.86	0.519	16:06:41.813	
9 -	37.294	24.433	1:01.727 (1)	70.44		16:07:43.540	

P20 100		Adam HALIL		Yamaha - www.ypmrc.co.uk			
IDEAL LAP TIME : 1:02.270		BEST LAP TIME : 1:02.535		DIFFERENCE : 0.265			
LAP	SECTOR 1	SECTOR 2	LAP TIME	MPH	DIFF	TIME OF DAY	
1 -		25.856	1:14.771	58.15	12.236	15:59:21.290	
2 -	38.700	25.529	1:04.229	67.70	1.694	16:00:25.519	
3 -	37.734	24.801	1:02.535 (1)	69.53		16:01:28.054	
4 -	37.983	25.771	1:03.754	68.20	1.219	16:02:31.808	
5 -	39.123	25.046	1:04.169	67.76	1.634	16:03:35.977	
6 -	38.051	24.904	1:02.955 (3)	69.07	0.420	16:04:38.932	
7 -	38.260	24.904	1:03.164	68.84	0.629	16:05:42.096	
8 -	38.375	24.728	1:03.103	68.91	0.568	16:06:45.199	
9 -	38.219	24.536	1:02.755 (2)	69.29	0.220	16:07:47.954	

P21 87 R		Denise BUTTON		Yamaha -			
IDEAL LAP TIME : 1:02.483		BEST LAP TIME : 1:02.483		DIFFERENCE : 0.000			
LAP	SECTOR 1	SECTOR 2	LAP TIME	MPH	DIFF	TIME OF DAY	
1 -		26.293	1:15.401	57.67	12.918	15:59:21.920	
2 -	39.391	25.777	1:05.168	66.72	2.685	16:00:27.088	
3 -	38.927	25.890	1:04.817	67.09	2.334	16:01:31.905	
4 -	39.213	26.043	1:05.256	66.63	2.773	16:02:37.161	
5 -	39.034	25.984	1:05.018	66.88	2.535	16:03:42.179	
6 -	38.376	25.328	1:03.704 (2)	68.26	1.221	16:04:45.883	
7 -	37.889	25.853	1:03.742 (3)	68.22	1.259	16:05:49.625	
8 -	38.367	25.522	1:03.889	68.06	1.406	16:06:53.514	
9 -	37.749	24.734	1:02.483 (1)	69.59		16:07:55.997	

P22 14 R		John HARRISON		Yamaha -			
IDEAL LAP TIME : 1:08.297		BEST LAP TIME : 1:09.035		DIFFERENCE : 0.738			
LAP	SECTOR 1	SECTOR 2	LAP TIME	MPH	DIFF	TIME OF DAY	
1 -		26.171	1:16.434	56.89	7.399	15:59:22.953	
2 -	42.126	26.909	1:09.035 (1)	62.99		16:00:31.988	
3 -	43.303	27.351	1:10.654	61.54	1.619	16:01:42.642	
4 -	44.187	26.812	1:10.999	61.24	1.964	16:02:53.641	

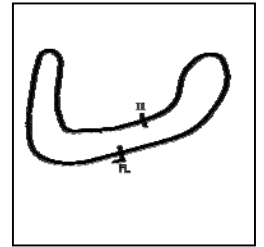
Weather / Track : Cloudy / Dry

Brands Hatch Indy
Circuit Length = 1.2079 miles
Start: 15:58 Flag 16:07 End: 16:08

BMCRC - MRO Championships 2018 - Rnd 1 @ Brands Hatch Indy

DFDS Seaways Yamaha Past Masters

RACE 12 - SECTOR ANALYSIS



SECTOR 1 = FL to I1, SECTOR 2 = I1 to FL, DIFF = Difference To Personal Best Lap, P = Crossed Finish Line in Pit Lane, D = Time Disallowed

5 -	42.476	27.188	1:09.664 (3)	62.42	0.629	16:04:03.305
6 -	43.787	26.965	1:10.752	61.46	1.717	16:05:14.057
7 -	43.161	27.438	1:10.599	61.59	1.564	16:06:24.656
8 -	42.524	26.852	1:09.376 (2)	62.68	0.341	16:07:34.032

P23	60 R	Daniel GOUGH	Yamaha - G Force Motorcycles			
IDEAL LAP TIME : 59.696		BEST LAP TIME : 59.696	DIFFERENCE : 0.000			
LAP	SECTOR 1	SECTOR 2	LAP TIME	MPH	DIFF	TIME OF DAY
1 -		24.412	1:09.363	62.69	9.667	15:59:15.882
2 -	36.903	24.302	1:01.205 (2)	71.04	1.509	16:00:17.087
3 -	35.880	23.816	59.696 (1)	72.84		16:01:16.783

P24	40 C	Douglas BEACOCK	Yamaha -			
IDEAL LAP TIME :		BEST LAP TIME :	DIFFERENCE :			
LAP	SECTOR 1	SECTOR 2	LAP TIME	MPH	DIFF	TIME OF DAY
1 -		23.450	1:06.861	65.03		15:59:13.380

Weather / Track : Cloudy / Dry

BMCRC - MRO Championships 2018 - Rnd 1 @ Brands Hatch Indy

DFDS Seaways Yamaha Past Masters

RACE 12 - BEST SECTORS

SECTOR 1			SECTOR 2			IDEAL / BEST COMPARISON						
POS	NO	NAME	TIME	NO	NAME	TIME	POS	NO	NAME	IDEAL	BEST	DIFF
									PERFECT LAP	54.169		
1	13	EDMONDSON	32.438	19	BRANTON	21.731	1	13	EDMONDSON	54.257	54.257	0.000
2	19	BRANTON	32.583	13	EDMONDSON	21.819	2	19	BRANTON	54.314	54.314	0.000
3	81	GRANT	32.874	81	GRANT	22.020	3	81	GRANT	54.894	54.954	0.060
4	0	HILL	33.102	0	HILL	22.082	4	0	HILL	55.184	55.437	0.253
5	4	HALIL	33.299	4	HALIL	22.223	5	4	HALIL	55.522	55.634	0.112
6	101	DAVIES	33.509	9	WRIGHT	22.253	6	101	DAVIES	55.864	55.879	0.015
7	9	WRIGHT	33.665	101	DAVIES	22.355	7	9	WRIGHT	55.918	55.977	0.059
8	125	MILES	34.289	125	MILES	22.373	8	125	MILES	56.662	56.704	0.042
9	46	MARSHALL	34.519	72	WHALIN	22.915	9	46	MARSHALL	57.507	57.916	0.409
10	2	HUFF	34.777	46	MARSHALL	22.988	10	2	HUFF	57.835	57.880	0.045
11	70	BURSCOUGH	34.852	70	BURSCOUGH	23.045	11	70	BURSCOUGH	57.897	58.095	0.198
12	97	GUYETT	34.854	2	HUFF	23.058	12	97	GUYETT	58.085	58.123	0.038
13	72	WHALIN	35.357	21	HUNTER	23.211	13	72	WHALIN	58.272	58.644	0.372
14	24	CARSON	35.379	97	GUYETT	23.231	14	83	GODBOLD	58.707	58.707	0.000
15	83	GODBOLD	35.437	83	GODBOLD	23.270	15	21	HUNTER	58.845	59.109	0.264
16	57	MOOK	35.554	57	MOOK	23.342	16	57	MOOK	58.896	58.896	0.000
17	21	HUNTER	35.634	24	CARSON	23.673	17	24	CARSON	59.052	59.140	0.088
18	60	GOUGH	35.880	60	GOUGH	23.816	18	60	GOUGH	59.696	59.696	0.000
19	11	MIDDLETON	37.294	11	MIDDLETON	24.433	19	11	MIDDLETON	1:01.727	1:01.727	0.000
20	78	BUTTON	37.376	78	BUTTON	24.466	20	78	BUTTON	1:01.842	1:01.953	0.111
21	100	HALIL	37.734	100	HALIL	24.536	21	100	HALIL	1:02.270	1:02.535	0.265
22	87	BUTTON	37.749	87	BUTTON	24.734	22	87	BUTTON	1:02.483	1:02.483	0.000
23	14	HARRISON	42.126	14	HARRISON	26.171	23	14	HARRISON	1:08.297	1:09.035	0.738
24							24	40	BEACOCK			
25												

Weather / Track : Cloudy / Dry

Results can be found at www.tsl-timing.com

Brands Hatch Indy
Circuit Length = 1.2079 miles
Start: 15:58 Flag 16:07 End: 16:08

Printed - 16:09 Saturday, 10 March 2018

BMCRC - MRO Championships 2018 - Rnd 1 @ Brands Hatch Indy
DFDS Seaways Yamaha Past Masters
RACE 2 - GRID (12 Laps)

ROW 9	27	74 Paul WHITBY	26	64 Mick GEARY	25	88 Michael STANLEY
ROW 8	24	40 Douglas BEACOCK	23	1:09.035 14 John HARRISON	22	1:02.535 100 Adam HALIL
ROW 7	21	1:02.483 87 Denise BUTTON	20	1:01.953 78 Gary BUTTON	19	1:01.727 11 Paul MIDDLETON
ROW 6	18	59.696 60 Daniel GOUGH	17	59.140 24 Scott CARSON	16	59.109 21 Ben HUNTER
ROW 5	15	58.896 57 Geoff MOOK	14	58.707 83 Paul GODBOLD	13	58.644 72 Len WHALIN
ROW 4	12	58.123 97 Reece GUYETT	11	58.095 70 Andrew BURSCOUGH	10	57.916 46 Kevin MARSHALL
ROW 3	9	57.880 2 Lee HUFF	8	56.704 125 Ben MILES	7	55.977 9 Dan WRIGHT
ROW 2	6	55.879 101 Andrew DAVIES	5	55.634 4 Denis HALIL	4	55.437 0 Jeremy HILL
ROW 1	3	54.954 81 Scott GRANT	2	54.314 19 Peter BRANTON	1	54.257 13 Doug EDMONDSON
						Pole

 Brands Hatch Indy
 Circuit Length = 1.2079 miles

These results are provisional until the conclusion of any judicial and technical matters.

Clerk Of Course :	Timekeeper :
-------------------	--------------

 Results can be found at www.tsl-timing.com

Printed - 16:10 Saturday, 10 March 2018



BMCRC - MRO Championships 2018 - Rnd 1 @ Brands Hatch Indy
DFDS Seaways Yamaha Past Masters
RACE 2 - CLASSIFICATION

POS	NO	CL	PIC NAME	ENTRY	LAPS	TIME	GAP	DIFF	MPH	BEST	ON
1	19		1 Peter BRANTON	Yamaha -	12	12:00.389			72.43	58.331	12
2	13		2 Doug EDMONDSON	Yamaha - Wave Racing Developments	12	12:00.477	0.088	0.088	72.42	58.611	11
3	9		3 Dan WRIGHT	Yamaha -	12	12:29.786	29.397	29.309	69.59	1:00.287	12
4	125		4 Ben MILES	Yamaha - Gibson Exhaust	12	12:29.902	29.513	0.116	69.58	1:00.263	12
5	0		5 Jeremy HILL	Yamaha - LT-Info.com / ELP Racing	12	12:30.502	30.113	0.600	69.53	1:00.178	11
6	97		6 Reece GUYETT	Yamaha - Rose MOT / Master Mix	12	12:30.902	30.513	0.400	69.49	1:00.696	11
7	70	C	1 Andrew BURSCOUGH	Yamaha - Apollo Tuning	12	12:38.520	38.131	7.618	68.79	1:01.733	8
8	81		7 Scott GRANT	Yamaha - SEAGER engineering/ Motaa Cycle Parts	12	12:41.323	40.934	2.803	68.54	1:02.137	9
9	88		8 Michael STANLEY	Yamaha -	12	12:43.305	42.916	1.982	68.36	1:00.999	9
10	4		9 Denis HALIL	Yamaha - D & A AUTOS	12	12:45.275	44.886	1.970	68.18	1:02.068	10
11	46	C	2 Kevin MARSHALL	Yamaha -	12	12:47.165	46.776	1.890	68.02	1:00.884	11
12	11	C	3 Paul MIDDLETON	Yamaha - Whizzard Racing	12	12:59.395	59.006	12.230	66.95	1:03.532	4
13	74		10 Paul WHITBY	Yamaha -	12	13:00.433	1:00.044	1.038	66.86	1:01.559	12
14	24	R	1 Scott CARSON	Yamaha - Two wheel technics	12	13:00.530	1:00.141	0.097	66.85	1:03.617	12
15	72	C	4 Len WHALIN	Yamaha -	12	13:02.267	1:01.878	1.737	66.70	1:02.002	10
16	57	R	2 Geoff MOOK	Yamaha -	12	13:05.602	1:05.213	3.335	66.42	1:03.350	10
17	40	C	5 Douglas BEACOCK	Yamaha -	11	12:02.262	1 Lap	1 Lap	66.22	1:02.934	10
18	60	R	3 Daniel GOUGH	Yamaha - G Force Motorcycles	11	12:12.697	1 Lap	10.435	65.28	1:03.786	11
19	83	C	6 Paul GODBOLD	Yamaha - Hill farm tree services	11	12:15.486	1 Lap	2.789	65.03	1:05.309	7
20	100		11 Adam HALIL	Yamaha - www.ypmrc.co.uk	11	12:23.647	1 Lap	8.161	64.32	1:04.354	6
21	78		12 Gary BUTTON	Yamaha -	11	12:30.313	1 Lap	6.666	63.75	1:06.033	10
22	87	R	4 Denise BUTTON	Yamaha -	11	12:37.928	1 Lap	7.615	63.11	1:07.048	10

NOT CLASSIFIED

DNF	2	C	Lee HUFF	Yamaha -	10	10:30.038	2 Laps	1 Lap	69.02	1:01.257	9
DNF	101		Andrew DAVIES	Yamaha - GIBSON EXHAUSTS	4	4:10.253	8 Laps	6 Laps	69.50	1:00.552	4
DNF	21		Ben HUNTER	Yamaha -	2	2:21.997	10 Laps	2 Laps	61.24	1:06.834	2

FASTEST LAP

19			Peter BRANTON	Yamaha -	12	58.331			74.55 mph	119.97 kph	
46	C		Kevin MARSHALL	Yamaha -	11	1:00.884			71.42 mph	114.94 kph	
57	R		Geoff MOOK	Yamaha -	10	1:03.350			68.64 mph	110.47 kph	

Class - 92.5% of Race Speed = 66.99 mph
 Class C - 92.5% of Race Speed = 63.63 mph
 Class R - 92.5% of Race Speed = 61.83 mph

Brands Hatch Indy
 Circuit Length = 1.2079 miles
 Start: 10:41 Flag 10:54 End: 10:55

Weather / Track : Cloudy / Wet

These results are provisional until the conclusion of any judicial and technical matters.

Clerk Of Course :	Timekeeper :
-------------------	--------------

Results can be found at www.tsl-timing.com

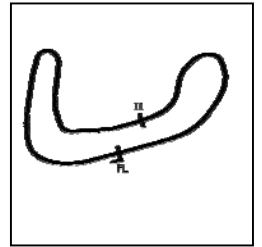
Printed - 10:55 Sunday, 11 March 2018



BMCRC - MRO Championships 2018 - Rnd 1 @ Brands Hatch Indy

DFDS Seaways Yamaha Past Masters

RACE 2 - SECTOR ANALYSIS



SECTOR 1 = FL to I1, SECTOR 2 = I1 to FL, DIFF = Difference To Personal Best Lap, P = Crossed Finish Line in Pit Lane, D = Time Disallowed

P1 19		Peter BRANTON		Yamaha -		
IDEAL LAP TIME : 58.101		BEST LAP TIME : 58.331		DIFFERENCE : 0.230		
LAP	SECTOR 1	SECTOR 2	LAP TIME	MPH	DIFF	TIME OF DAY
1 -		24.072	1:05.650	66.23	7.319	10:43:05.478
2 -	36.729	24.138	1:00.867	71.44	2.536	10:44:06.345
3 -	36.101	23.877	59.978	72.50	1.647	10:45:06.323
4 -	35.575	23.543	59.118	73.55	0.787	10:46:05.441
5 -	35.645	23.413	59.058	73.63	0.727	10:47:04.499
6 -	35.576	23.417	58.993 (3)	73.71	0.662	10:48:03.492
7 -	36.153	23.998	1:00.151	72.29	1.820	10:49:03.643
8 -	36.179	23.944	1:00.123	72.32	1.792	10:50:03.766
9 -	36.558	23.641	1:00.199	72.23	1.868	10:51:03.965
10 -	35.660	23.525	59.185	73.47	0.854	10:52:03.150
11 -	35.542	23.194	58.736 (2)	74.03	0.405	10:53:01.886
12 -	34.907	23.424	58.331 (1)	74.55		10:54:00.217

P2 13		Doug EDMONDSON		Yamaha - Wave Racing Developments		
IDEAL LAP TIME : 58.611		BEST LAP TIME : 58.611		DIFFERENCE : 0.000		
LAP	SECTOR 1	SECTOR 2	LAP TIME	MPH	DIFF	TIME OF DAY
1 -		24.115	1:04.819	67.08	6.208	10:43:04.647
2 -	36.061	23.975	1:00.036	72.43	1.425	10:44:04.683
3 -	35.810	23.889	59.699	72.84	1.088	10:45:04.382
4 -	35.680	23.939	59.619	72.93	1.008	10:46:04.001
5 -	35.671	23.888	59.559	73.01	0.948	10:47:03.560
6 -	35.975	23.839	59.814	72.70	1.203	10:48:03.374
7 -	36.677	23.977	1:00.654	71.69	2.043	10:49:04.028
8 -	35.396	24.196	59.592	72.97	0.981	10:50:03.620
9 -	35.325	23.957	59.282 (3)	73.35	0.671	10:51:02.902
10 -	35.348	24.526	59.874	72.62	1.263	10:52:02.776
11 -	35.104	23.507	58.611 (1)	74.19		10:53:01.387
12 -	35.178	23.740	58.918 (2)	73.80	0.307	10:54:00.305

P3 9		Dan WRIGHT		Yamaha -		
IDEAL LAP TIME : 1:00.221		BEST LAP TIME : 1:00.287		DIFFERENCE : 0.066		
LAP	SECTOR 1	SECTOR 2	LAP TIME	MPH	DIFF	TIME OF DAY
1 -		25.431	1:08.911	63.10	8.624	10:43:08.739
2 -	37.828	25.312	1:03.140	68.87	2.853	10:44:11.879
3 -	37.193	24.939	1:02.132	69.98	1.845	10:45:14.011
4 -	37.387	25.143	1:02.530	69.54	2.243	10:46:16.541
5 -	37.952	25.097	1:03.049	68.97	2.762	10:47:19.590
6 -	37.907	24.732	1:02.639	69.42	2.352	10:48:22.229
7 -	37.575	24.596	1:02.171	69.94	1.884	10:49:24.400
8 -	37.178	24.407	1:01.585	70.61	1.298	10:50:25.985
9 -	37.143	24.416	1:01.559	70.64	1.272	10:51:27.544
10 -	36.976	24.240	1:01.216 (3)	71.03	0.929	10:52:28.760
11 -	36.131	24.436	1:00.567 (2)	71.79	0.280	10:53:29.327
12 -	35.981	24.306	1:00.287 (1)	72.13		10:54:29.614

P4 125		Ben MILES		Yamaha - Gibson Exhaust		
IDEAL LAP TIME : 1:00.180		BEST LAP TIME : 1:00.263		DIFFERENCE : 0.083		
LAP	SECTOR 1	SECTOR 2	LAP TIME	MPH	DIFF	TIME OF DAY
1 -		25.940	1:11.546	60.78	11.283	10:43:11.374
2 -	37.668	25.218	1:02.886	69.15	2.623	10:44:14.260
3 -	37.341	24.539	1:01.880	70.27	1.617	10:45:16.140
4 -	37.116	24.575	1:01.691	70.49	1.428	10:46:17.831
5 -	37.186	24.810	1:01.996	70.14	1.733	10:47:19.827
6 -	37.332	24.483	1:01.815	70.34	1.552	10:48:21.642
7 -	37.576	24.767	1:02.343	69.75	2.080	10:49:23.985
8 -	36.978	24.650	1:01.628	70.56	1.365	10:50:25.613
9 -	36.988	24.553	1:01.541 (3)	70.66	1.278	10:51:27.154

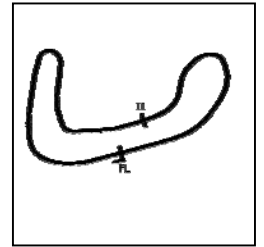
Weather / Track : Cloudy / Wet

Brands Hatch Indy
Circuit Length = 1.2079 miles
Start: 10:41 Flag 10:54 End: 10:55

BMCRC - MRO Championships 2018 - Rnd 1 @ Brands Hatch Indy

DFDS Seaways Yamaha Past Masters

RACE 2 - SECTOR ANALYSIS



SECTOR 1 = FL to I1, SECTOR 2 = I1 to FL, DIFF = Difference To Personal Best Lap, P = Crossed Finish Line in Pit Lane, D = Time Disallowed

10 -	37.669	24.078	1:01.747	70.42	1.484	10:52:28.901
11 -	36.302	24.264	1:00.566 (2)	71.79	0.303	10:53:29.467
12 -	36.102	24.161	1:00.263 (1)	72.16		10:54:29.730

P5	0	Jeremy HILL	Yamaha - LT-Info.com / ELP Racing			
IDEAL LAP TIME : 1:00.178		BEST LAP TIME : 1:00.178	DIFFERENCE : 0.000			

LAP	SECTOR 1	SECTOR 2	LAP TIME	MPH	DIFF	TIME OF DAY
1 -		25.593	1:10.782	61.43	10.604	10:43:10.610
2 -	37.984	25.441	1:03.425	68.56	3.247	10:44:14.035
3 -	37.707	24.780	1:02.487	69.59	2.309	10:45:16.522
4 -	37.782	24.793	1:02.575	69.49	2.397	10:46:19.097
5 -	37.670	25.070	1:02.740	69.31	2.562	10:47:21.837
6 -	38.066	24.506	1:02.572	69.49	2.394	10:48:24.409
7 -	37.069	24.465	1:01.534	70.66	1.356	10:49:25.943
8 -	37.549	24.381	1:01.930	70.21	1.752	10:50:27.873
9 -	37.113	24.309	1:01.422	70.79	1.244	10:51:29.295
10 -	36.582	24.049	1:00.631 (3)	71.72	0.453	10:52:29.926
11 -	36.191	23.987	1:00.178 (1)	72.26		10:53:30.104
12 -	36.192	24.034	1:00.226 (2)	72.20	0.048	10:54:30.330

P6	97	Reece GUYETT	Yamaha - Rose MOT / Master Mix			
IDEAL LAP TIME : 1:00.696		BEST LAP TIME : 1:00.696	DIFFERENCE : 0.000			

LAP	SECTOR 1	SECTOR 2	LAP TIME	MPH	DIFF	TIME OF DAY
1 -		25.341	1:09.005	63.01	8.309	10:43:08.833
2 -	37.951	25.192	1:03.143	68.86	2.447	10:44:11.976
3 -	37.333	24.810	1:02.143	69.97	1.447	10:45:14.119
4 -	37.483	25.030	1:02.513	69.56	1.817	10:46:16.632
5 -	38.059	25.028	1:03.087	68.93	2.391	10:47:19.719
6 -	37.931	24.732	1:02.663	69.39	1.967	10:48:22.382
7 -	37.669	24.564	1:02.233	69.87	1.537	10:49:24.615
8 -	37.218	24.434	1:01.652	70.53	0.956	10:50:26.267
9 -	37.084	24.380	1:01.464 (3)	70.75	0.768	10:51:27.731
10 -	37.258	24.255	1:01.513	70.69	0.817	10:52:29.244
11 -	36.584	24.112	1:00.696 (1)	71.64		10:53:29.940
12 -	36.642	24.148	1:00.790 (2)	71.53	0.094	10:54:30.730

P7	70 C	Andrew BURSCOUGH	Yamaha - Apollo Tuning			
IDEAL LAP TIME : 1:01.551		BEST LAP TIME : 1:01.733	DIFFERENCE : 0.182			

LAP	SECTOR 1	SECTOR 2	LAP TIME	MPH	DIFF	TIME OF DAY
1 -		25.367	1:09.643	62.44	7.910	10:43:09.471
2 -	38.607	25.151	1:03.758	68.20	2.025	10:44:13.229
3 -	37.540	25.043	1:02.583	69.48	0.850	10:45:15.812
4 -	37.800	24.606	1:02.406	69.68	0.673	10:46:18.218
5 -	38.378	25.174	1:03.552	68.42	1.819	10:47:21.770
6 -	37.313	24.784	1:02.097 (3)	70.02	0.364	10:48:23.867
7 -	37.306	24.562	1:01.868 (2)	70.28	0.135	10:49:25.735
8 -	36.989	24.744	1:01.733 (1)	70.44		10:50:27.468
9 -	37.690	24.612	1:02.302	69.79	0.569	10:51:29.770
10 -	37.542	24.716	1:02.258	69.84	0.525	10:52:32.028
11 -	37.882	25.337	1:03.219	68.78	1.486	10:53:35.247
12 -	37.888	25.213	1:03.101	68.91	1.368	10:54:38.348

P8	81	Scott GRANT	Yamaha - SEAGER engineering/ Motaa Cycle Parts			
IDEAL LAP TIME : 1:02.137		BEST LAP TIME : 1:02.137	DIFFERENCE : 0.000			

LAP	SECTOR 1	SECTOR 2	LAP TIME	MPH	DIFF	TIME OF DAY
1 -		25.443	1:08.543	63.44	6.406	10:43:08.371
2 -	38.477	25.475	1:03.952	67.99	1.815	10:44:12.323
3 -	38.288	25.246	1:03.534	68.44	1.397	10:45:15.857
4 -	38.133	25.061	1:03.194	68.81	1.057	10:46:19.051
5 -	38.394	25.148	1:03.542	68.43	1.405	10:47:22.593

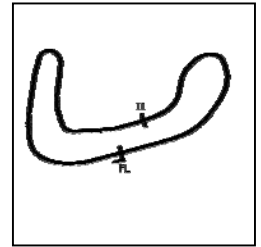
Weather / Track : Cloudy / Wet

Brands Hatch Indy
Circuit Length = 1.2079 miles
Start: 10:41 Flag 10:54 End: 10:55

BMCRC - MRO Championships 2018 - Rnd 1 @ Brands Hatch Indy

DFDS Seaways Yamaha Past Masters

RACE 2 - SECTOR ANALYSIS



SECTOR 1 = FL to I1, SECTOR 2 = I1 to FL, DIFF = Difference To Personal Best Lap, P = Crossed Finish Line in Pit Lane, D = Time Disallowed

6 -	38.239	24.971	1:03.210	68.79	1.073	10:48:25.803
7 -	37.733	24.886	1:02.619	69.44	0.482	10:49:28.422
8 -	37.319	24.901	1:02.220 (2)	69.89	0.083	10:50:30.642
9 -	37.310	24.827	1:02.137 (1)	69.98		10:51:32.779
10 -	37.456	24.967	1:02.423 (3)	69.66	0.286	10:52:35.202
11 -	37.482	24.943	1:02.425	69.66	0.288	10:53:37.627
12 -	38.000	25.524	1:03.524	68.45	1.387	10:54:41.151

P9 88 Michael STANLEY		Yamaha -				
IDEAL LAP TIME : 1:00.377		BEST LAP TIME : 1:00.999		DIFFERENCE : 0.622		
LAP	SECTOR 1	SECTOR 2	LAP TIME	MPH	DIFF	TIME OF DAY
1 -		26.490	1:13.835	58.89	12.836	10:43:13.663
2 -	38.873	26.170	1:05.043	66.85	4.044	10:44:18.706
3 -	38.809	25.436	1:04.245	67.68	3.246	10:45:22.951
4 -	38.407	25.370	1:03.777	68.18	2.778	10:46:26.728
5 -	38.309	26.024	1:04.333	67.59	3.334	10:47:31.061
6 -	38.538	25.329	1:03.867	68.08	2.868	10:48:34.928
7 -	36.705	24.758	1:01.463	70.75	0.464	10:49:36.391
8 -	37.202	24.739	1:01.941	70.20	0.942	10:50:38.332
9 -	36.846	24.153	1:00.999 (1)	71.28		10:51:39.331
10 -	36.678	24.547	1:01.225 (3)	71.02	0.226	10:52:40.556
11 -	36.224	24.790	1:01.014 (2)	71.27	0.015	10:53:41.570
12 -	37.193	24.370	1:01.563	70.63	0.564	10:54:43.133

P10 4 Denis HALIL		Yamaha - D & A AUTOS				
IDEAL LAP TIME : 1:02.068		BEST LAP TIME : 1:02.068		DIFFERENCE : 0.000		
LAP	SECTOR 1	SECTOR 2	LAP TIME	MPH	DIFF	TIME OF DAY
1 -		25.563	1:09.319	62.73	7.251	10:43:09.147
2 -	39.349	25.650	1:04.999	66.90	2.931	10:44:14.146
3 -	38.226	25.229	1:03.455	68.53	1.387	10:45:17.601
4 -	38.236	25.291	1:03.527	68.45	1.459	10:46:21.128
5 -	38.641	25.326	1:03.967	67.98	1.899	10:47:25.095
6 -	38.562	25.375	1:03.937	68.01	1.869	10:48:29.032
7 -	38.076	25.120	1:03.196	68.81	1.128	10:49:32.228
8 -	37.841	24.944	1:02.785	69.26	0.717	10:50:35.013
9 -	37.994	25.288	1:03.282	68.71	1.214	10:51:38.295
10 -	37.308	24.760	1:02.068 (1)	70.06		10:52:40.363
11 -	37.591	24.857	1:02.448 (3)	69.63	0.380	10:53:42.811
12 -	37.408	24.884	1:02.292 (2)	69.80	0.224	10:54:45.103

P11 46 C Kevin MARSHALL		Yamaha -				
IDEAL LAP TIME : 1:00.703		BEST LAP TIME : 1:00.884		DIFFERENCE : 0.181		
LAP	SECTOR 1	SECTOR 2	LAP TIME	MPH	DIFF	TIME OF DAY
1 -		25.763	1:12.385	60.07	11.501	10:43:12.213
2 -	39.608	25.936	1:05.544	66.34	4.660	10:44:17.757
3 -	39.137	25.706	1:04.843	67.06	3.959	10:45:22.600
4 -	38.055	25.442	1:03.497	68.48	2.613	10:46:26.097
5 -	38.571	25.861	1:04.432	67.49	3.548	10:47:30.529
6 -	38.874	26.437	1:05.311	66.58	4.427	10:48:35.840
7 -	37.973	25.937	1:03.910	68.04	3.026	10:49:39.750
8 -	38.067	25.014	1:03.081	68.93	2.197	10:50:42.831
9 -	36.889	24.378	1:01.267	70.97	0.383	10:51:44.098
10 -	36.623	24.453	1:01.076 (3)	71.19	0.192	10:52:45.174
11 -	36.325	24.559	1:00.884 (1)	71.42		10:53:46.058
12 -	36.355	24.580	1:00.935 (2)	71.36	0.051	10:54:46.993

P12 11 C Paul MIDDLETON		Yamaha - Whizzard Racing				
IDEAL LAP TIME : 1:03.497		BEST LAP TIME : 1:03.532		DIFFERENCE : 0.035		
LAP	SECTOR 1	SECTOR 2	LAP TIME	MPH	DIFF	TIME OF DAY
1 -		25.602	1:12.476	60.00	8.944	10:43:12.304

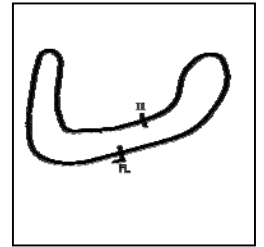
Weather / Track : Cloudy / Wet

Brands Hatch Indy
Circuit Length = 1.2079 miles
Start: 10:41 Flag 10:54 End: 10:55

BMCRC - MRO Championships 2018 - Rnd 1 @ Brands Hatch Indy

DFDS Seaways Yamaha Past Masters

RACE 2 - SECTOR ANALYSIS



SECTOR 1 = FL to I1, SECTOR 2 = I1 to FL, DIFF = Difference To Personal Best Lap, P = Crossed Finish Line in Pit Lane, D = Time Disallowed

2 -	38.773	26.045	1:04.818	67.08	1.286	10:44:17.122
3 -	39.007	26.059	1:05.066	66.83	1.534	10:45:22.188
4 -	38.131	25.401	1:03.532 (1)	68.44		10:46:25.720
5 -	38.693	25.951	1:04.644	67.27	1.112	10:47:30.364
6 -	38.915	25.864	1:04.779	67.12	1.247	10:48:35.143
7 -	38.551	25.640	1:04.191	67.74	0.659	10:49:39.334
8 -	38.583	25.727	1:04.310	67.61	0.778	10:50:43.644
9 -	38.096	25.471	1:03.567 (2)	68.40	0.035	10:51:47.211
10 -	38.247	25.616	1:03.863 (3)	68.09	0.331	10:52:51.074
11 -	38.367	25.731	1:04.098	67.84	0.566	10:53:55.172
12 -	38.435	25.616	1:04.051	67.89	0.519	10:54:59.223

P13 74 Paul WHITBY		Yamaha -				
IDEAL LAP TIME : 1:01.240		BEST LAP TIME : 1:01.559				
		DIFFERENCE : 0.319				
LAP	SECTOR 1	SECTOR 2	LAP TIME	MPH	DIFF	TIME OF DAY
1 -		27.210	1:16.517	56.83	14.958	10:43:16.345
2 -	40.160	26.529	1:06.689	65.20	5.130	10:44:23.034
3 -	41.253	25.838	1:07.091	64.81	5.532	10:45:30.125
4 -	38.765	25.581	1:04.346	67.58	2.787	10:46:34.471
5 -	39.300	25.538	1:04.838	67.06	3.279	10:47:39.309
6 -	39.151	25.450	1:04.601	67.31	3.042	10:48:43.910
7 -	38.477	25.666	1:04.143	67.79	2.584	10:49:48.053
8 -	38.001	25.335	1:03.336	68.65	1.777	10:50:51.389
9 -	37.873	25.020	1:02.893	69.14	1.334	10:51:54.282
10 -	37.234	24.509	1:01.743 (2)	70.43	0.184	10:52:56.025
11 -	36.912	25.765	1:02.677 (3)	69.38	1.118	10:53:58.702
12 -	36.731	24.828	1:01.559 (1)	70.64		10:55:00.261

P14 24 R Scott CARSON		Yamaha - Two wheel technics				
IDEAL LAP TIME : 1:03.617		BEST LAP TIME : 1:03.617				
		DIFFERENCE : 0.000				
LAP	SECTOR 1	SECTOR 2	LAP TIME	MPH	DIFF	TIME OF DAY
1 -		26.371	1:11.916	60.46	8.299	10:43:11.744
2 -	39.549	26.378	1:05.927	65.96	2.310	10:44:17.671
3 -	38.815	26.140	1:04.955	66.94	1.338	10:45:22.626
4 -	38.285	25.736	1:04.021 (2)	67.92	0.404	10:46:26.647
5 -	38.578	26.148	1:04.726	67.18	1.109	10:47:31.373
6 -	38.611	25.995	1:04.606	67.30	0.989	10:48:35.979
7 -	38.104	25.932	1:04.036 (3)	67.90	0.419	10:49:40.015
8 -	38.500	25.886	1:04.386	67.53	0.769	10:50:44.401
9 -	38.375	25.693	1:04.068	67.87	0.451	10:51:48.469
10 -	38.499	25.634	1:04.133	67.80	0.516	10:52:52.602
11 -	38.340	25.799	1:04.139	67.79	0.522	10:53:56.741
12 -	38.079	25.538	1:03.617 (1)	68.35		10:55:00.358

P15 72 C Len WHALIN		Yamaha -				
IDEAL LAP TIME : 1:02.002		BEST LAP TIME : 1:02.002				
		DIFFERENCE : 0.000				
LAP	SECTOR 1	SECTOR 2	LAP TIME	MPH	DIFF	TIME OF DAY
1 -		27.200	1:16.357	56.95	14.355	10:43:16.185
2 -	41.997	26.062	1:08.059	63.89	6.057	10:44:24.244
3 -	40.837	27.345	1:08.182	63.77	6.180	10:45:32.426
4 -	39.596	25.321	1:04.917	66.98	2.915	10:46:37.343
5 -	38.668	24.967	1:03.635	68.33	1.633	10:47:40.978
6 -	38.695	25.105	1:03.800	68.15	1.798	10:48:44.778
7 -	38.074	25.339	1:03.413	68.57	1.411	10:49:48.191
8 -	38.952	24.662	1:03.614	68.35	1.612	10:50:51.805
9 -	38.060	24.559	1:02.619 (3)	69.44	0.617	10:51:54.424
10 -	37.577	24.425	1:02.002 (1)	70.13		10:52:56.426
11 -	37.996	25.122	1:03.118	68.89	1.116	10:53:59.544
12 -	37.930	24.621	1:02.551 (2)	69.52	0.549	10:55:02.095

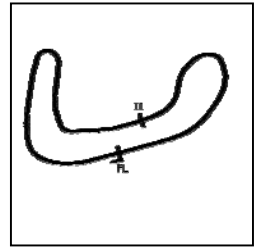
Weather / Track : Cloudy / Wet

Brands Hatch Indy
Circuit Length = 1.2079 miles
Start: 10:41 Flag 10:54 End: 10:55

BMCRC - MRO Championships 2018 - Rnd 1 @ Brands Hatch Indy

DFDS Seaways Yamaha Past Masters

RACE 2 - SECTOR ANALYSIS



SECTOR 1 = FL to I1, SECTOR 2 = I1 to FL, DIFF = Difference To Personal Best Lap, P = Crossed Finish Line in Pit Lane, D = Time Disallowed

P16 57 R		Geoff MOOK		Yamaha -		
IDEAL LAP TIME : 1:03.076		BEST LAP TIME : 1:03.350		DIFFERENCE : 0.274		
LAP	SECTOR 1	SECTOR 2	LAP TIME	MPH	DIFF	TIME OF DAY
1 -		26.631	1:15.062	57.93	11.712	10:43:14.890
2 -	39.598	26.145	1:05.743	66.14	2.393	10:44:20.633
3 -	39.942	25.814	1:05.756	66.13	2.406	10:45:26.389
4 -	39.765	25.955	1:05.720	66.16	2.370	10:46:32.109
5 -	39.394	25.567	1:04.961	66.94	1.611	10:47:37.070
6 -	38.578	25.355	1:03.933	68.01	0.583	10:48:41.003
7 -	38.376	25.740	1:04.116	67.82	0.766	10:49:45.119
8 -	38.101	25.646	1:03.747 (3)	68.21	0.397	10:50:48.866
9 -	38.234	25.222	1:03.456 (2)	68.52	0.106	10:51:52.322
10 -	37.854	25.496	1:03.350 (1)	68.64		10:52:55.672
11 -	38.437	25.791	1:04.228	67.70	0.878	10:53:59.900
12 -	39.289	26.241	1:05.530	66.36	2.180	10:55:05.430

P17 40 C		Douglas BEACOCK		Yamaha -		
IDEAL LAP TIME : 1:02.918		BEST LAP TIME : 1:02.934		DIFFERENCE : 0.016		
LAP	SECTOR 1	SECTOR 2	LAP TIME	MPH	DIFF	TIME OF DAY
1 -		26.747	1:15.759	57.40	12.825	10:43:15.587
2 -	40.849	26.095	1:06.944	64.95	4.010	10:44:22.531
3 -	40.765	25.684	1:06.449	65.44	3.515	10:45:28.980
4 -	39.394	25.676	1:05.070	66.82	2.136	10:46:34.050
5 -	39.350	25.684	1:05.034	66.86	2.100	10:47:39.084
6 -	38.725	25.496	1:04.221	67.71	1.287	10:48:43.305
7 -	38.662	25.789	1:04.451	67.47	1.517	10:49:47.756
8 -	38.729	25.099	1:03.828 (3)	68.13	0.894	10:50:51.584
9 -	38.774	24.904	1:03.678 (2)	68.29	0.744	10:51:55.262
10 -	38.014	24.920	1:02.934 (1)	69.09		10:52:58.196
11 -	38.214	25.680	1:03.894	68.05	0.960	10:54:02.090

P18 60 R		Daniel GOUGH		Yamaha - G Force Motorcycles		
IDEAL LAP TIME : 1:03.550		BEST LAP TIME : 1:03.786		DIFFERENCE : 0.236		
LAP	SECTOR 1	SECTOR 2	LAP TIME	MPH	DIFF	TIME OF DAY
1 -		27.416	1:15.264	57.77	11.478	10:43:15.092
2 -	40.844	26.504	1:07.348	64.56	3.562	10:44:22.440
3 -	42.221	28.348	1:10.569	61.62	6.783	10:45:33.009
4 -	39.858	26.201	1:06.059	65.82	2.273	10:46:39.068
5 -	39.756	26.286	1:06.042	65.84	2.256	10:47:45.110
6 -	39.672	25.652	1:05.324	66.56	1.538	10:48:50.434
7 -	38.414	25.685	1:04.099 (3)	67.84	0.313	10:49:54.533
8 -	38.638	25.406	1:04.044 (2)	67.90	0.258	10:50:58.577
9 -	38.671	26.209	1:04.880	67.02	1.094	10:52:03.457
10 -	39.571	25.711	1:05.282	66.61	1.496	10:53:08.739
11 -	38.144	25.642	1:03.786 (1)	68.17		10:54:12.525

P19 83 C		Paul GODBOLD		Yamaha - Hill farm tree services		
IDEAL LAP TIME : 1:05.079		BEST LAP TIME : 1:05.309		DIFFERENCE : 0.230		
LAP	SECTOR 1	SECTOR 2	LAP TIME	MPH	DIFF	TIME OF DAY
1 -		25.984	1:11.889	60.49	6.580	10:43:11.717
2 -	40.122	26.443	1:06.565	65.32	1.256	10:44:18.282
3 -	40.377	26.626	1:07.003	64.90	1.694	10:45:25.285
4 -	40.437	26.584	1:07.021	64.88	1.712	10:46:32.306
5 -	40.497	26.408	1:06.905	64.99	1.596	10:47:39.211
6 -	39.681	26.053	1:05.734 (2)	66.15	0.425	10:48:44.945
7 -	39.095	26.214	1:05.309 (1)	66.58		10:49:50.254
8 -	40.299	26.440	1:06.739	65.15	1.430	10:50:56.993
9 -	39.949	26.269	1:06.218	65.67	0.909	10:52:03.211
10 -	39.987	26.091	1:06.078	65.81	0.769	10:53:09.289
11 -	39.310	26.715	1:06.025 (3)	65.86	0.716	10:54:15.314

Weather / Track : Cloudy / Wet

Brands Hatch Indy
Circuit Length = 1.2079 miles
Start: 10:41 Flag 10:54 End: 10:55

BMCRC - MRO Championships 2018 - Rnd 1 @ Brands Hatch Indy

DFDS Seaways Yamaha Past Masters

RACE 2 - SECTOR ANALYSIS



SECTOR 1 = FL to I1, SECTOR 2 = I1 to FL, DIFF = Difference To Personal Best Lap, P = Crossed Finish Line in Pit Lane, D = Time Disallowed

P20 100	Adam HALIL	Yamaha - www.ypmrc.co.uk
IDEAL LAP TIME : 1:03.950	BEST LAP TIME : 1:04.354	DIFFERENCE : 0.404

LAP	SECTOR 1	SECTOR 2	LAP TIME	MPH	DIFF	TIME OF DAY
1 -		27.077	1:19.128	54.95	14.774	10:43:18.956
2 -	41.255	26.931	1:08.186	63.77	3.832	10:44:27.142
3 -	40.276	27.155	1:07.431	64.48	3.077	10:45:34.573
4 -	40.803	27.427	1:08.230	63.73	3.876	10:46:42.803
5 -	40.751	26.652	1:07.403	64.51	3.049	10:47:50.206
6 -	38.363	25.991	1:04.354 (1)	67.57		10:48:54.560
7 -	40.364	25.913	1:06.277	65.61	1.923	10:50:00.837
8 -	40.197	25.732	1:05.929	65.95	1.575	10:51:06.766
9 -	39.399	26.073	1:05.472 (3)	66.41	1.118	10:52:12.238
10 -	39.826	25.587	1:05.413 (2)	66.47	1.059	10:53:17.651
11 -	39.223	26.601	1:05.824	66.06	1.470	10:54:23.475

P21 78	Gary BUTTON	Yamaha -
IDEAL LAP TIME : 1:06.033	BEST LAP TIME : 1:06.033	DIFFERENCE : 0.000

LAP	SECTOR 1	SECTOR 2	LAP TIME	MPH	DIFF	TIME OF DAY
1 -		28.130	1:18.813	55.17	12.780	10:43:18.641
2 -	40.537	27.142	1:07.679	64.25	1.646	10:44:26.320
3 -	41.260	27.840	1:09.100	62.93	3.067	10:45:35.420
4 -	40.320	27.542	1:07.862	64.08	1.829	10:46:43.282
5 -	40.996	26.605	1:07.601	64.32	1.568	10:47:50.883
6 -	39.705	26.975	1:06.680	65.21	0.647	10:48:57.563
7 -	39.730	26.729	1:06.459 (3)	65.43	0.426	10:50:04.022
8 -	40.610	26.592	1:07.202	64.70	1.169	10:51:11.224
9 -	39.634	26.565	1:06.199 (2)	65.68	0.166	10:52:17.423
10 -	39.597	26.436	1:06.033 (1)	65.85		10:53:23.456
11 -	39.984	26.701	1:06.685	65.21	0.652	10:54:30.141

P22 87 R	Denise BUTTON	Yamaha -
IDEAL LAP TIME : 1:06.974	BEST LAP TIME : 1:07.048	DIFFERENCE : 0.074

LAP	SECTOR 1	SECTOR 2	LAP TIME	MPH	DIFF	TIME OF DAY
1 -		27.861	1:18.133	55.65	11.085	10:43:17.961
2 -	40.719	27.354	1:08.073	63.88	1.025	10:44:26.034
3 -	41.081	27.396	1:08.477	63.50	1.429	10:45:34.511
4 -	40.709	27.400	1:08.109	63.84	1.061	10:46:42.620
5 -	40.690	27.130	1:07.820 (3)	64.11	0.772	10:47:50.440
6 -	40.149	27.340	1:07.489 (2)	64.43	0.441	10:48:57.929
7 -	41.002	26.990	1:07.992	63.95	0.944	10:50:05.921
8 -	41.138	27.226	1:08.364	63.60	1.316	10:51:14.285
9 -	40.747	27.336	1:08.083	63.87	1.035	10:52:22.368
10 -	40.223	26.825	1:07.048 (1)	64.85		10:53:29.416
11 -	40.613	27.727	1:08.340	63.63	1.292	10:54:37.756

P23 2 C	Lee HUFF	Yamaha -
IDEAL LAP TIME : 1:01.112	BEST LAP TIME : 1:01.257	DIFFERENCE : 0.145

LAP	SECTOR 1	SECTOR 2	LAP TIME	MPH	DIFF	TIME OF DAY
1 -		25.469	1:09.554	62.52	8.297	10:43:09.382
2 -	37.982	25.184	1:03.166	68.84	1.909	10:44:12.548
3 -	37.749	24.984	1:02.733	69.31	1.476	10:45:15.281
4 -	37.485	25.147	1:02.632	69.43	1.375	10:46:17.913
5 -	37.987	24.796	1:02.783	69.26	1.526	10:47:20.696
6 -	37.354	24.701	1:02.055	70.07	0.798	10:48:22.751
7 -	37.800	24.714	1:02.514	69.56	1.257	10:49:25.265
8 -	37.048	24.736	1:01.784 (3)	70.38	0.527	10:50:27.049
9 -	36.803	24.454	1:01.257 (1)	70.98		10:51:28.306
10 -	37.045	24.515	1:01.560 (2)	70.64	0.303	10:52:29.866

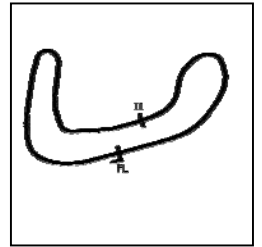
Weather / Track : Cloudy / Wet

Brands Hatch Indy
Circuit Length = 1.2079 miles
Start: 10:41 Flag 10:54 End: 10:55

BMCRC - MRO Championships 2018 - Rnd 1 @ Brands Hatch Indy

DFDS Seaways Yamaha Past Masters

RACE 2 - SECTOR ANALYSIS



SECTOR 1 = FL to I1, SECTOR 2 = I1 to FL, DIFF = Difference To Personal Best Lap, P = Crossed Finish Line in Pit Lane, D = Time Disallowed

P24 101		Andrew DAVIES		Yamaha - GIBSON EXHAUSTS		
IDEAL LAP TIME : 1:00.552		BEST LAP TIME : 1:00.552		DIFFERENCE : 0.000		
LAP	SECTOR 1	SECTOR 2	LAP TIME	MPH	DIFF	TIME OF DAY
1 -		24.623	1:07.184	64.72	6.632	10:43:07.012
2 -	37.133	24.479	1:01.612 (3)	70.58	1.060	10:44:08.624
3 -	36.541	24.364	1:00.905 (2)	71.39	0.353	10:45:09.529
4 -	36.388	24.164	1:00.552 (1)	71.81		10:46:10.081

P25 21		Ben HUNTER		Yamaha -		
IDEAL LAP TIME : 1:06.721		BEST LAP TIME : 1:06.834		DIFFERENCE : 0.113		
LAP	SECTOR 1	SECTOR 2	LAP TIME	MPH	DIFF	TIME OF DAY
1 -		26.308	1:15.163	57.85	8.329	10:43:14.991
2 -	40.413	26.421	1:06.834 (1)	65.06		10:44:21.825

BMCRC - MRO Championships 2018 - Rnd 1 @ Brands Hatch Indy

DFDS Seaways Yamaha Past Masters

RACE 2 - BEST SECTORS

SECTOR 1			SECTOR 2			IDEAL / BEST COMPARISON						
POS	NO	NAME	TIME	NO	NAME	TIME	POS	NO	NAME	IDEAL	BEST	DIFF
									PERFECT LAP	58.101		
1	19	BRANTON	34.907	19	BRANTON	23.194	1	19	BRANTON	58.101	58.331	0.230
2	13	EDMONDSON	35.104	13	EDMONDSON	23.507	2	13	EDMONDSON	58.611	58.611	0.000
3	9	WRIGHT	35.981	0	HILL	23.987	3	0	HILL	1:00.178	1:00.178	0.000
4	125	MILES	36.102	125	MILES	24.078	4	125	MILES	1:00.180	1:00.263	0.083
5	0	HILL	36.191	97	GUYETT	24.112	5	9	WRIGHT	1:00.221	1:00.287	0.066
6	88	STANLEY	36.224	88	STANLEY	24.153	6	88	STANLEY	1:00.377	1:00.999	0.622
7	46	MARSHALL	36.325	101	DAVIES	24.164	7	101	DAVIES	1:00.552	1:00.552	0.000
8	101	DAVIES	36.388	9	WRIGHT	24.240	8	97	GUYETT	1:00.696	1:00.696	0.000
9	97	GUYETT	36.584	46	MARSHALL	24.378	9	46	MARSHALL	1:00.703	1:00.884	0.181
10	2	HUFF	36.658	72	WHALIN	24.425	10	2	HUFF	1:01.112	1:01.257	0.145
11	74	WHITBY	36.731	2	HUFF	24.454	11	74	WHITBY	1:01.240	1:01.559	0.319
12	70	BURSCOUGH	36.989	74	WHITBY	24.509	12	70	BURSCOUGH	1:01.551	1:01.733	0.182
13	4	HALIL	37.308	70	BURSCOUGH	24.562	13	72	WHALIN	1:02.002	1:02.002	0.000
14	81	GRANT	37.310	4	HALIL	24.760	14	4	HALIL	1:02.068	1:02.068	0.000
15	72	WHALIN	37.577	81	GRANT	24.827	15	81	GRANT	1:02.137	1:02.137	0.000
16	57	MOOK	37.854	40	BEACOCK	24.904	16	40	BEACOCK	1:02.918	1:02.934	0.016
17	40	BEACOCK	38.014	57	MOOK	25.222	17	57	MOOK	1:03.076	1:03.350	0.274
18	24	CARSON	38.079	11	MIDDLETON	25.401	18	11	MIDDLETON	1:03.497	1:03.532	0.035
19	11	MIDDLETON	38.096	60	GOUGH	25.406	19	60	GOUGH	1:03.550	1:03.786	0.236
20	60	GOUGH	38.144	24	CARSON	25.538	20	24	CARSON	1:03.617	1:03.617	0.000
21	100	HALIL	38.363	100	HALIL	25.587	21	100	HALIL	1:03.950	1:04.354	0.404
22	83	GODBOLD	39.095	83	GODBOLD	25.984	22	83	GODBOLD	1:05.079	1:05.309	0.230
23	78	BUTTON	39.597	21	HUNTER	26.308	23	78	BUTTON	1:06.033	1:06.033	0.000
24	87	BUTTON	40.149	78	BUTTON	26.436	24	21	HUNTER	1:06.721	1:06.834	0.113
25	21	HUNTER	40.413	87	BUTTON	26.825	25	87	BUTTON	1:06.974	1:07.048	0.074

Weather / Track : Cloudy / Wet

Results can be found at www.tsl-timing.com

Brands Hatch Indy
Circuit Length = 1.2079 miles
Start: 10:41 Flag 10:54 End: 10:55

Printed - 10:56 Sunday, 11 March 2018

BMCRC - MRO Championships 2018 - Rnd 1 @ Brands Hatch Indy
DFDS Seaways Yamaha Past Masters
RACE 12 - GRID (12 Laps)

ROW 9	27	64 Mick GEARY	26	14 John HARRISON	25	87 Denise BUTTON	1:07.048
ROW 8	24	1:06.834 21 Ben HUNTER	23	1:06.033 78 Gary BUTTON	22	1:05.309 83 Paul GODBOLD	
ROW 7	21	1:04.354 100 Adam HALIL	20	1:03.786 60 Daniel GOUGH	19	1:03.617 24 Scott CARSON	
ROW 6	18	1:03.532 11 Paul MIDDLETON	17	1:03.350 57 Geoff MOOK	16	1:02.934 40 Douglas BEACOCK	
ROW 5	15	1:02.137 81 Scott GRANT	14	1:02.068 4 Denis HALIL	13	1:02.002 72 Len WHALIN	
ROW 4	12	1:01.733 70 Andrew BURSCOUGH	11	1:01.559 74 Paul WHITBY	10	1:01.257 2 Lee HUFF	
ROW 3	9	1:00.999 88 Michael STANLEY	8	1:00.884 46 Kevin MARSHALL	7	1:00.696 97 Reece GUYETT	
ROW 2	6	1:00.552 101 Andrew DAVIES	5	1:00.287 9 Dan WRIGHT	4	1:00.263 125 Ben MILES	
ROW 1	3	1:00.178 0 Jeremy HILL	2	58.611 13 Doug EDMONDSON	1	58.331 19 Peter BRANTON	Pole

 Brands Hatch Indy
 Circuit Length = 1.2079 miles

These results are provisional until the conclusion of any judicial and technical matters.

Clerk Of Course :	Timekeeper :
-------------------	--------------

 Results can be found at www.tsl-timing.com

Printed - 10:57 Sunday, 11 March 2018

